

WOMEN'S COLLEGE WORLD SERIES

History 3
Most Outstanding Players 8
All-Tournament Teams 9
NCAA Tournament/WCWS Appearances & Wins 15
WCWS Attendance 19
WCWS Individual Records 22
WCWS Individual Leaders 24
WCWS Team Records 32
WCWS Team Leaders 34
WCWS Year-By-Year Batting Totals 44
WCWS Year-By-Year Pitching Totals 45
WCWS Year-By-Year Fielding Totals 46
WCWS National Champion Team Batting Statistics 47
WCWS National Champion Pitching And Fielding Stats 48
WCWS Individual Batting Leaders 49
WCWS All-Time Results 50
ESPN Coverage History 59
WCWS Coaching Records 66
Notes 69

HISTORY

WCWS SITE HISTORY

The championship was held in Omaha, Nebraska, from 1982 through 1987; in Sunnyvale, California, from 1988-1989; and in Oklahoma City, Oklahoma, from 1990 through 1995. Columbus, Georgia, played host to the WCWS in 1996 in conjunction with the 1996 Atlanta Sumer Olympics. The championship has been in Oklahoma City since 1997.

BRACKET HISTORY

1981	NCAA Executive Committee approved a 16-team bracket.
1982	First Division I Women's Softball Championship; sponsorship of Division I women's softball totals 143 teams.
1988	Tournament expanded to 20 teams.
1994	Tournament expanded to 32 teams; sponsorship of Division I women's softball reaches 192 teams.
1997	Top eight teams seeded at beginning of tournament. No. 1 through No. 8 seeds selected to different regional sites.
1999	Championship bracket expanded to 48 teams.
2003	Championship bracket expanded to 64 teams. Regional sites selected two weeks prior to bracket announcement for first time.
2004	Increase in seeds from 8 to 16.
2005	Championship expanded from two weekends to three weekends. Regionals were played at 16 campus sites, and eight super regionals were played Memorial Day weekend, featuring two teams at each site in a best-of-three series. WCWS Championship Finals consisted of best-of-three series.
2014	The number of automatic qualifications increased from 31 to 32 with the addition of the American Athletic Conference. The West Coast Conference also earned a bid and replaced the Pacific Coast Softball Conference.
2017	Super Regionals moved to a three-day format. Previously, the Super Regional games were conducted over a two-day period, with the third if necessary game played as a part of a doubleheader on the second day.
2022	Women's College World Series expands to a 9-day event from its previous format of seven days, eliminating the doubleheader for teams that lose on Day 1 of the event.

CHAMPIONSHIP HISTORY

Year	Champion (Final Record)	Coach	Title Game Score	Runner-Up	WCWS Site	Title Game Attendance	Total Attendance #
1982	*UCLA (33-7-2)	Sharron Backus	2-0 (8 inn.)	Fresno St.	Omaha, Neb.	1,570	17,740
1983	Texas A&M (41-11)	Bob Brock	2-0 (12 inn.)	Cal St. Fullerton	Omaha, Neb.	2,391	16,174
1984	UCLA (45-6-1)	Sharron Backus	1-0 (13 inn.)	Texas A&M	Omaha, Neb.	734	20,759
1985	UCLA (41-9)	Sharron Backus	2-1 (9 inn.)	$Nebraska	Omaha, Neb.	3,180	20,866
1986	*Cal St. Fullerton (57-9-1)	Judi Garman	3-0	Texas A&M	Omaha, Neb.	1,429	14,793
1987	Texas A&M (56-8)	Bob Brock	4-1	UCLA	Omaha, Neb.	836	15,763
1988	UCLA (53-8)	Sharron Backus	3-0	Fresno St.	Sunnyvale, Calif.	1,747	13,191
1989	*UCLA (48-4)	Sharron Backus	1-0	Fresno St.	Sunnyvale, Calif.	2,248	14,448
1990	UCLA (62-7)	Sharron Backus	2-0	Fresno St.	Oklahoma City	1,198	19,349
1991	Arizona (56-16)	Mike Candrea	5-1	UCLA	Oklahoma City	1,881	16,857
1992	*UCLA (54-2)	Sharron Backus	2-0	Arizona	Oklahoma City	2,501	16,929
1993	Arizona (44-8)	Mike Candrea	1-0	UCLA	Oklahoma City	3,138	20,493
1994	*Arizona (64-3)	Mike Candrea	4-0	CSUN	Oklahoma City	3,966	35,770
1995	$*UCLA (50-6)	Sharron Backus	4-2	Arizona	Oklahoma City	4,745	47,550
1996	*Arizona (58-9)	Mike Candrea	6-4	Washington	Columbus, Ga.	3,173	33,878
1997	Arizona (61-5)	Mike Candrea	10-2 (5 inn.)	UCLA	Oklahoma City	4,684	45,955
1998	Fresno St. (52-11)	Margie Wright	1-0	Arizona	Oklahoma City	4,324	49,740
1999	*UCLA (63-6)	Sue Enquist	3-2	Washington	Oklahoma City	4,472	48,371
2000	*Oklahoma (66-8)	Patty Gasso	3-1	UCLA	Oklahoma City	8,049	64,594
2001	*Arizona (65-4)	Mike Candrea	1-0	UCLA	Oklahoma City	4,459	60,195
2002	*California (56-19)	Diane Ninemire	6-0	Arizona	Oklahoma City	5,055	54,026
2003	UCLA (54-7)	Sue Enquist	1-0 (9 inn.)	California	Oklahoma City	5,437	61,798
2004	*UCLA (47-9)	Sue Enquist	3-1	California	Oklahoma City	5,735	63,659
2005	Michigan (65-7)	Carol Hutchins	4-1 (10 inn.)	UCLA	Oklahoma City	4,032	89,210
2006	Arizona (54-11)	Mike Candrea	5-0	Northwestern	Oklahoma City	4,423	98,801
2007	Arizona (50-14-1)	Mike Candrea	5-0	Tennessee	Oklahoma City	5,533	113,875
2008	*Arizona St. (66-5)	Clint Myers	11-0	Texas A&M	Oklahoma City	6,619	122,394
2009	Washington (51-12)	Heather Tarr	3-2	Florida	Oklahoma City	5,807	110,788
2010	*UCLA (50-11)	Kelly Inouye-Perez	15-9	Arizona	Oklahoma City	6,092	141,329
2011	*Arizona St. (60-6)	Clint Myers	7-2	Florida	Oklahoma City	6,314	138,901
2012	Alabama (60-8)	Pat Murphy	5-4	Oklahoma	Oklahoma City	6,804	156,268
2013	*Oklahoma (57-4)	Patty Gasso	4-0	Tennessee	Oklahoma City	8,527	150,941
2014	*Florida (55-12)	Tim Walton	6-3	Alabama	Oklahoma City	7,810	151,053
2015	*Florida (60-7)	Tim Walton	4-1	Michigan	Oklahoma City	7,680	167,223
2016	Oklahoma (57-8)	Patty Gasso	2-1	Auburn	Oklahoma City	8,367	180,660
2017	Oklahoma (61-9)	Patty Gasso	5-4	Florida	Oklahoma City	8,507	183,726
2018	Florida St. (58-12)	Lonni Alameda	8-3	Washington	Oklahoma City	8,123	177,852
2019	*UCLA (56-6)	Kelly Inouye-Perez	5-4	Oklahoma	Oklahoma City	8,373	184,428
2020	^No champion						
2021	Oklahoma (56-4)	Patty Gasso	5-1	Florida St.	Oklahoma City	10,830	216,198

** Indicates undefeated teams in the WCWS.*

$ Participation vacated by the NCAA Committee on Infractions

 # Includes attendance from all tournament games (regional, super regional and WCWS).

^Championship was not held because of the COVID-19 pandemic.

ALL TIME NATIONAL CHAMPIONS

By School	
UCLA	12
Arizona	8
Oklahoma	5
Arizona St.	2
Florida	2
Texas A&M	2
Alabama	1
Cal St. Fullerton	1
California	1
Florida St.	1
Fresno St.	1
Michigan	1
Washington	1
By Conference	
Pacific-12	24
Big 12	5
Southeastern	3
Southwest Conference	2 (Texas A&M 1983, 1987)
ACC	1
Big Ten	1
Big West	1
Western Athletic	1
By State	
California	16
Arizona	10
Oklahoma	5
Florida	3
Texas	2
Alabama	1
Michigan	1
Washington	1

WCWS TEAMS YEAR-BY-YEAR (ALPHABETICAL)

Year	School	School	School	School	School	School	School	School
1982	Arizona St.	Creighton	Cal St. Fullerton	Fresno St.	Nebraska	Oklahoma St.	UCLA	Western Mich.
1983	Cal St.Fullerton	Indiana	La. Tech	Missouri	Pacific	South Carolina	Texas A&M	UCLA
1984	Adelphi	Cal Poly Pomona	Fresno St.	Nebraska	Northwestern	Utah St.	Texas A&M	UCLA
1985	Adelphi	Cal St. Fullerton	Cal Poly Pomona	La. Tech	Neb. - vacated	Northwestern	Utah	UCLA
1986	California	Cal St. Fullerton	Creighton	Indiana	La. Tech	Long Beach St.	Northwestern	Texas A&M
1987	Arizona St.	Cal St. Fullerton	Central Michigan	Florida St.	Fresno State	Nebraska	Texas A&M	UCLA
1988	Adelphi	Arizona	Cal Poly Pomona	Fresno St.	Nebraska	Northern Ill.	Texas A&M	UCLA
1989	Arizona	Cal Poly Pomona	Fresno St.	Oklahoma St.	Oregon	South Carolina	Toledo	UCLA
1990	Arizona	Florida St.	Fresno St.	Kent St.	Long Beach St.	Oklahoma St.	UCLA	UNLV
1991	Arizona	Florida St.	Fresno St.	Long Beach St.	Missouri	UCLA	Utah	UNLV
1992	Arizona	California	Florida St.	Fresno St.	Kansas	Long Beach St.	Massachusetts	UCLA
1993	Arizona	CSUN	UConn	Florida St.	Louisiana	Long Beach St.	Oklahoma St.	UCLA
1994	Arizona	CSUN	Fresno St.	Ill.-Chicago	Missouri	Oklahoma St.	UCLA	Utah
1995	Arizona	Cal St. Fullerton	Iowa	Louisiana	Michigan	Princeton	UCLA - vacated	UNLV
1996	Arizona	California	Iowa	Louisiana	Michigan	Princeton	UCLA	Washington
1997	Arizona	Fresno St.	Iowa	Massachusetts	Michigan	South Carolina	UCLA	Washington
1998	Arizona	Fresno St.	Massachusetts	Michigan	Nebraska	Oklahoma St.	Texas	Washington
1999	Arizona	Arizona St.	California	DePaul	Fresno St.	Southern Miss.	UCLA	Washington
2000	Alabama	Arizona	California	DePaul	Oklahoma	Southern Miss.	UCLA	Washington
2001	Arizona	California	Iowa	LSU	Michigan	Oklahoma	Stanford	UCLA
2002	Arizona	Arizona St.	California	Florida St.	Michigan	Nebraska	Oklahoma	UCLA
2003	Alabama	Arizona	California	Louisiana	Texas	Oklahoma	UCLA	Washington
2004	California	Florida St.	LSU	Michigan	Oklahoma	Stanford	UCLA	Washington
2005	Alabama	Arizona	California	DePaul	Michigan	Tennessee	Texas	UCLA
2006	Alabama	Arizona	Arizona St.	Northwestern	Oregon St.	Tennessee	Texas	UCLA
2007	Arizona	Arizona St.	Baylor	DePaul	Northwestern	Tennessee	Texas A&M	Washington

Year	School	School	School	School	School	School	School	School
2008	Alabama	Arizona	Arizona St.	Florida	Louisiana	Texas A&M	Virginia Tech	UCLA
2009	Alabama	Arizona	Arizona St.	Florida	Georgia	Michigan	Missouri	Washington
2010	Arizona	Florida	Georgia	Hawaii	Missouri	Texas	UCLA	Washington
2011	Alabama	Arizona St.	Baylor	California	Florida	Missouri	Oklahoma	Oklahoma St.
2012	Alabama	Arizona St.	California	LSU	Oklahoma	Oregon	South Florida	Tennessee
2013	Arizona St.	Florida	Michigan	Nebraska	Oklahoma	Tennessee	Texas	Washington
2014	Alabama	Baylor	Florida	Florida St.	Louisiana	Kentucky	Oklahoma	Oregon
2015	Alabama	Auburn	Florida	LSU	Michigan	Oregon	Tennessee	UCLA
2016	Alabama	Auburn	Florida St.	Georgia	LSU	Michigan	Oklahoma	UCLA
2017	Baylor	Florida	LSU	Oklahoma	Oregon	Texas A&M	UCLA	Washington
2018	Arizona St.	Florida	Florida St.	Georgia	Oklahoma	Oregon	UCLA	Washington
2019	Alabama	Arizona	Florida	Minnesota	Oklahoma	Oklahoma St.	UCLA	Washington
2020	No Tournament							
2021	Alabama	Arizona	Florida St.	Georgia	James Madison	Oklahoma	Oklahoma St.	UCLA

WCWS TOTAL APPEARANCE BY TEAM (ALPHABETICAL)

School	Years	Record	Appearances	Consecutive (all-time)	Current
Adelphi	1984-85-88-90	2-6	3	2 (1984-85)	
Alabama	2000-03-05-06-08-09-11-12-14-15-16-19-21	22-25	13	3 (2014-16)	2
Arizona	1988-89-90-91-92-93-94-95-96-97-98-99-00-01-02-03-05-06-07-08-09-10-19-21	62-36	24	16 (1988-2003)	2
Arizona St.	1982-87-99-02-06-07-08-09-11-12-13-18	18-20	12	4 (2006-09)	
Auburn	2015-16	6-4	2	2 (2015-16)	
Baylor	2007-11-14-17	5-8	4		
California	1986-92-96-99-00-01-02-03-04-05-11-12	21-22	12	7 (1999-05)	
Cal Poly Pomona	1984-85-88-89	5-8	4	2 (84-85 & 88-89)	
Cal St. Fullerton	1982-83-85-86-87-95	16-10	6	3 (1985-87)	
CSUN	1993-94	4-4	2	2 (1993-94)	
Central Mich.	1987	1-2	1		
Creighton	1982-86	1-4	2		
DePaul	1999-00-05-07	3-8	4	2 (1999-2000)	
Florida	2008-09-10-11-13-14-15-17-18-19	26-18	10	4 (2008-11)	3
Florida St.	1987-90-91-92-93-02-04-14-16-18-21	19-22	11	4 (1990-93)	
Fresno St.	1982-84-87-88-89-90-91-92-94-97-98-99	30-23	12	6 (1987-92)	
Georgia	2009-10-16-18-21	6-10	5	2 (2009-10)	
Hawaii	2010	1-2	1		
Indiana	1983-86	2-4	2		
Iowa	1995-96-97-01	5-8	4	3 (1995-97)	
James Madison	2021	2-2	1		
Kansas	1991	0-2	1		
Kent State	1990	0-2	1		
Kentucky	2014	1-2	1		
Long Beach St.	1986-90-91-92-93	5-10	5	4 (1990-93)	
Louisiana	1993-95-96-03-08-14	6-12	6	2 (1995-96)	
LSU	2001-04-12-15-16-17	11-12	6	3 (2015-17)	
Louisiana Tech	1983-85-86	1-6	3	2 (1985-86)	
Massachusetts	1992-97-98	2-6	3	2 (1997-98)	
Michigan	1995-96-97-98-01-02-04-05-09-13-15-16	14-24	12	4 (1995-98)	
Minnesota	2019	0-2	1		
Missouri	1983-91-94-09-10-11	2-4	6	3 (2009-11)	
Nebraska#	1982-84-87-88-98-02-13	4-4	7	2 (1987-88)	
Northern Ill.	1988	0-2	1		
Northwestern	1984-85-86-06-07	8-10	5	3 (1984-86)	
Oklahoma	2000-01-02-03-04-11-12-13-14-16-17-18-19-21	38-22	14	5 (2000-04, 2016-21)	5
Oklahoma St.	1982-89-90-93-94-98-11-19-21	13-18	9	2 (1989-90, 1993-94, 2019-21)	2
Oregon	1989-12-14-15-17-18	7-12	6	2 (2017-18)	

Oregon St.	2006	0-2	1		
Pacific	1983	1-2	1		
Princeton	1995-96	0-4	2	2 (1995-96)	
South Carolina	1983-89-97	2-6	3		
South Fla.	2012	0-2	1		
Southern Miss.	1999-00	2-4	2	2 (1999-00)	
Stanford	2001-04	4-4	2		
Tennessee	2005-06-07-10-12-13-15	15-14	7	3 (2005-07)	
Texas	1998-03-05-06-13	7-10	5	2 (2005-06)	
Texas A&M	1983-84-86-87-88-07-08-17	21-15	8	3 (1986-88)	
Toledo	1989	0-2	1		
UCLA$	1982-83-84-85-87-88-89-90-91-92-93-94-96-97-99-00-01-02-03-04-05-06-08-10-15-16-17-18-19-21	104-39	30	8 (1987-94, 1999-2006)	6
UConn	1993	1-2	1		
UIC	1994	0-2	1		
UNLV	1990-91-95	3-6	3	2 (1990-91)	
Utah	1985-91-94	1-6	3		
Utah St.	1984	0-2	1		
Virginia Tech	2008	0-2	1		
Washington	1996-97-98-99-00-03-04-07-09-10-13-17-19	26-23	13	4 (1996-99)	
Western Mich.	1982	1-2	1		

 # 1985 Nebraska was vacated. $ 1995 UCLA was vacated.

MOST OUTSTANDING PLAYERS

Year	Athlete	Team	Class	Position
1995	Tanya Harding	UCLA	Junior	Pitcher
1996	Jenny Dalton	Arizona	Senior	Second Base
1997	Nancy Evans	Arizona	Junior	Pitcher
1998	Amanda Scott	Fresno St.	Sophomore	Pitcher
1999	Julie Adams	UCLA	Junior	Third Base
2000	Jennifer Stewart	Oklahoma	Sophomore	Pitcher
2001	Jennie Finch	Arizona	Senior	Pitcher
2002	Jocelyn Forest	California	Senior	Pitcher
2003	Keira Goerl	UCLA	Senior	Pitcher
2004	Kristin Schmidt	LSU	Senior	Pitcher
2005	Samantha Findlay	Michigan	Freshman	First Base
2006	Alicia Hollowell	Arizona	Senior	Pitcher
2007	Tayrne Mowatt	Arizona	Junior	Pitcher
2008	Katie Burkhart	Arizona St.	Senior	Pitcher
2009	Danielle Lawrie	Washington	Junior	Pitcher
2010	Megan Langenfeld	UCLA	Senior	Pitcher
2011	Dallas Escobedo	Arizona St.	Freshman	Pitcher
	Michelle Moultrie	Florida	Junior	Centerfield
2012	Jackie Traina	Alabama	Sophomore	Pitcher
2013	Keilani Ricketts	Oklahoma	Senior	Pitcher
2014	Hannah Rogers	Florida	Senior	Pitcher
2015	Lauren Haeger	Florida	Senior	Pitcher
2016	Paige Parker	Oklahoma	Sophomore	Pitcher
2017	Shay Knighten	Oklahoma	Sophomore	First Base
2018	Jessie Warren	Florida St.	Senior	Third Base
2019	Rachel Garcia	UCLA	Senior	Pitcher
2020	No Tournament			
2021	Giselle Juarez	Oklahoma	Senior	Pitcher

**A MOP was not selected from 1982-1994.*

MOST OUTSTANDING PLAYER BY TEAM

School	Number of MOPs
Arizona	5
Oklahoma	5
UCLA	5
Arizona St.	2
Alabama	1
California	1
Florida St.	1
Fresno St.	1
LSU	1
Michigan	1
Washington	1

MOST OUSTANDING PLAYER BY CLASS

School	Number of MOPs
Senior	14
Junior	6
Sophomore	5
Freshman	2

MOST OUSTANDING PLAYER BY POSITION

School	Number of MOPs
Pitcher	21
First Base	2
Third Base	2
Second Base	1
Centerfield	1

ALL-TOURNAMENT TEAMS

Most Outstanding Player.

1982

Janet Lloyd, 1b, Cal St. Fullerton
Pam Newton, 2b, Cal St. Fullerton
Jan Pierini, 3b, Cal St. Fullerton
Dot Richardson, ss, UCLA
Kim Muratore, of, Fresno St.
Gina Vecchione, of, UCLA
Barb Young, of, UCLA
Barb Booth, c, UCLA
Debbie Doom, p, UCLA

1983

Sheila Cornell, 1b, UCLA
Patti Holthaus, 2b, Texas A&M
Cindy Cooper, 3b, Texas A&M
Dot Richardson, ss, UCLA
Iva Jackson, of, Texas A&M
Elise King, of, Cal St. Fullerton
Mary Ricks, of, UCLA
Vera Bahr, of, Cal St. Fullerton
Susan LeFebvre, p, Cal St. Fullerton
Gay McNutt, c, Texas A&M
Lori Stoll, p, Texas A&M
Cindy Long, dh, South Carolina

1984

Denice Feldhaus, 1b, Nebraska
Jennifer Simm, 2b, UCLA
Anne Schroeder, 3b, Nebraska
Leslie Rover, ss, UCLA
Peg Richardson, of, Nebraska
Regina Dooley, of, Adelphi
Josie Carter, of, Texas A&M
Gay McNutt, c, Texas A&M
Shawn Andaya, p, Texas A&M
Debbie Doom, p, UCLA
Lisa Ishikawa, p, Northwestern
Tricia Mang, dh, UCLA

1985

Ginger Cannon, 1b, Nebraska
Lori Richins, 2b, Nebraska
Jo Ann Ferrieri, 3b, Cal St. Fullerton
Leslie Rover, ss, UCLA
Stacy Sunny, of, Nebraska
Regina Dooley, of, Adelphi
Alison Stowell, of, Cal Poly Pomona
Lisa Busby, c, Nebraska
Debbie Doom, p, UCLA
Tracy Compton, p, UCLA
Lori Sippel, p, Nebraska
Chris Olivie, u, UCLA

1986

Robin Goodin, 1b, Cal St. Fullerton
Judy Trussell, 2b, Texas A&M
Roni Deutch, 3b, California
Liz Mizera, ss, Texas A&M
Tammy Connor, of, Indiana
Rina Foster, of, Cal St. Fullerton
Chenita Rogers, of, Cal St. Fullerton
Sue Trubovitz, c, Long Beach St.
Shawn Andaya, p, Texas A&M
Connie Clark, p, Cal St. Fullerton
Cindy Cooper, al, Texas A&M
Joey Schope, al, Creighton

1987

Gena Strang, 1b, Fresno St.
Julie Smith, 2b, Texas A&M
Janice Parks, 3b, UCLA
Liz Mizera, ss, Texas A&M
Karen Walker, of, UCLA
Sandra Arledge, of, UCLA
Chenita Rogers, of, Cal St. Fullerton
Kris Tipmore, c, Central Mich.
Shawn Andaya, p, Texas A&M
Lisa Longaker, p, UCLA
Lisa Hankerd, al, UCLA
Shauna Wattenberg, al, UCLA

1988

Kerry Dienelt, 1b, UCLA
Missy Phillips, 2b, UCLA
Julie Standering, 3b, Arizona
Heidi Lievens, ss, Arizona
Shanna Flynn, of, UCLA
Margie Ogrodowicz, of, Nebraska
RaeAnn Pifferini, of, Fresno St.
Stacy Sunny, c, UCLA
Carie Dever, p, Fresno St.
Lisa Longaker, p, UCLA
Gena Strang, al, Fresno St.
Karin Richter, al, Fresno St.

1989

Kerry Dienelt, 1b, UCLA
Missy Phillips, 2b, UCLA
Janice Parks, 3b, UCLA
Martha Noffsinger, ss, Fresno St.
Lorraine Maynez, of, UCLA
Kristin Gauthier, of, Arizona
Jill Polanco, of, Fresno St.
Shelly Stokes, c, Fresno St.
Carie Dever, p, Fresno St.
Tiffany Boyd, p, UCLA
Nicki Dennis, al, Arizona
Michele Smith, al, Oklahoma St.

1990

Kerry Dienelt, 1b, UCLA
Dawn Lange, 2b, Oklahoma St.
Lisa Fernandez, 3b, UCLA
Martha Noffsinger, ss, Fresno St.
Shanna Flynn, of, UCLA
Yvonne Gutierrez, of, UCLA
Leslie Barton, of, Florida St.
Shannon Kimberling, c, Oklahoma St.
Lisa Longaker, p, UCLA
Marcie Green, p, Fresno St.
Julie Smith, al, Fresno St.
Debbie DeJohn, al, Florida St.

1991

Julie Jones, 1b, Arizona
Julie Smith, 2b, Fresno St.
Lisa Fernandez, 3b, UCLA
Julie Standering, ss, Arizona
Kristin Gauthier, of, Arizona
Yvonne Gutierrez, of, UCLA
Lorraine Maynez, of, UCLA
Kerry Dienelt, c, UCLA
Heather Compton, p, UCLA
Debbie Day, p, Arizona
Kim Maher, al, Fresno St.
Terry Carpenter, al, Fresno St.

1992

Amy Chellevold, 1b, Arizona
Michelle Bento, 2b, Fresno St.
Susie Duarte, 3b, Arizona
Kim Maher, ss, Fresno St.
Yvonne Gutierrez, of, UCLA
Kathi Evans, of, UCLA
Kelly Inouye, c, UCLA
Lisa Fernandez, p, UCLA
Susie Parra, al, Arizona
Holly Aprile, al, Massachusetts
Debby Day, al, Arizona

1993

Amy Chellevold, 1b, Arizona
Krista Gomez, 2b, Arizona
Nichole Victoria, 3b, UCLA
April Austin, ss, Oklahoma St.
Stacy Redondo, of, Arizona
Kathy Morton, of, Louisiana
Andrea D'Innocenzo, of, UConn
Jody Pruitt, c, Arizona
Lisa Fernandez, p, UCLA
Susie Parra, p, Arizona
Melanie Roche, al, Oklahoma St.
Kyla Hall, al, Louisiana

1994

Amy Chellevold, 1b, Arizona
Jenny Dalton, 2b, Arizona
Shannon Jones, 3b, CSUN
April Austin, ss, Oklahoma St.
Leah O'Brien, of, Arizona
Jen Fleming, of, CSUN
Beth Calcante, of, CSUN
Leah Braatz, c, Arizona
Susie Parra, p, Arizona
Amy Day, p, Oklahoma St.
Ginny Mike, al, UCLA
Kim Ward, al, Oklahoma St.

1995
Kari Knopf, 1b, Iowa
Kelly Howard, 2b, UCLA
Jennifer Brundage, 3b, UCLA
Julie Williams, ss, Cal St. Fullerton
Leah O'Brien, of, Arizona
Brandi Macias, of, Iowa
Alison Johnsen, of, Arizona
Leah Braatz, c, Arizona
*Tanya Harding, p, UCLA
Amie Stewart, p, UNLV
Nancy Evans, al, Arizona
Brandi Shriver, al, Arizona

1996
Traci Conrad, 1b, Michigan
*Jenny Dalton, 2b, Arizona
Sara Pickering, 2b, Washington
Lynn Britton, 3b, Louisiana
Tami Storseth, ss, Washington
Mindy Williams, of, Washington
Lea Twigg, of, Iowa
Alison Johnsen, of, Arizona
Jennifer Cline, c, Washington
Carrie Dolan, p, Arizona
Cheryl Longeway, p, Louisiana
Krista Gomez, al, Arizona
Michelle Churnock, al, Arizona
Lyn Nance, al, Iowa

1997
Leah O'Brien, 1b, Arizona
Alleah Poulson, 1b, UCLA
Nina Lindenberg, 2b, Fresno St.
Sara Pickering, 2b, Washington
Melissa Gentile, 3b, Michigan
Christy Herbert, ss, Iowa
Alison Johnsen, of, Arizona
Stacey Nuveman, c, UCLA
*Nancy Evans, p, Arizona
Jamie Graves, p, Washington
Danielle Henderson, p, Massachusetts
Christa Williams, p, UCLA

1998
Angela Cervantez, 1b, Fresno St.
Leticia Pineda, 1b, Arizona
Nina Lindenberg, 2b, Fresno St.
Kristi Bolle, 3b, Oklahoma St.
Toni Mascarenas, 3b, Arizona
Ali Viola, ss, Nebraska
Laura Berg, of, Fresno St.
Kelly Hauxhurst, of, Washington
Leah Braatz, c, Arizona
Nancy Evans, p, Arizona
*Amanda Scott, p, Fresno St.
Jennifer Spediacci, p, Washington

1999
Melissa Downs, 1b, Washington
Lisa Iancin, 2b, California
Lovieanne Jung, 2b, Fresno St.
*Julie Adams, 3b, UCLA
Kim DePaul, 3b, Washington
Julie Luna, 3b, DePaul
Christie Ambrosi, of, UCLA
Katy Carter, c, DePaul
Courtney Dale, p, UCLA
Amanda Freed, p, UCLA
Amanda Scott, p, Fresno St.
Jennifer Spediacci, p, Washington

2000
Lisa Carey, 1b, Oklahoma
Tairia Mims, 1b, UCLA
Erin Johnson, 3b, Southern Miss.
Toni Mascarenas, 3b, Arizona
Kelli Braitsch, ss, Oklahoma
Jaime Clark, of, Washington
Shavaughne Desecki, of, DePaul
Kelly Kretschman, of, Alabama
Julie Marshall, c, UCLA
Courtney Blades, p, Southern Miss.
Amanda Freed, p, UCLA
*Jennifer Stewart, p, Oklahoma

2001
Tairia Mims, 1b, UCLA
Toni Mascarenas, 3b, Arizona
Julie Wiese, 3b, LSU
Nicole Giordano, of, Arizona
Jessica Mendoza, of, Stanford
Christy Ring, of, Oklahoma
Lindsey Collins, c, Arizona
*Jennie Finch, p, Arizona
Amanda Freed, p, UCLA
Britni Sneed, p, LSU
Jennifer Stewart, p, Oklahoma
Claire Sua, dh, UCLA

2002
Leneah Manuma, 1b, Arizona
Veronica Nelson, 1b, California
Jackie Coburn, 3b, Arizona
Chelsea Spencer, ss, California
Natasha Watley, ss, UCLA
Kristin Farber, of, Arizona St.
Stacey Nuveman, c, UCLA
Erica Beach, p, Arizona St.
Jennie Finch, p, Arizona
*Jocelyn Forest, p, California
Keira Goerl, p, UCLA
Leslie Malerich, p, Florida St.

2003
Kelly Anderson, p, California
Vicky Galindo, 3b, California
*Keira Goerl, p, UCLA
Alicia Hollowell, p, Arizona
Lovieanne Jung, 2b, Arizona
Tairia Mims, 3b, UCLA
Veronica Nelson, 1b, California
Cat Osterman, p, Texas
Tamara Poppe, lf, Texas
Chelsea Spencer, ss, California
Jennifer Stump, dh, Oklahoma
Natasha Watley, ss, UCLA

2004
Kelly Anderson, p, California
Caitlin Benyi, 2b, UCLA
Lisa Dodd, 1b, UCLA
Christina Enea, 1b, Oklahoma
Vicky Galindo, 3b, California
Keira Goerl, p, UCLA
Camille Harris, rf, LSU
Lauren Lappin, ss, Stanford
Jodie Legaspi, ss, UCLA
Jessica Pamanian, 2b, California
*Kristin Schmidt, p, LSU
Jessica van der Linden, p, Florida St.

2005
Monica Abbott, p, Tennessee
Stephanie Bercaw, rf, Michigan
Tonya Callahan, 1b, Tennessee
Katherine Card, lf, Tennessee
Krista Colburn, rf, UCLA
*Samantha Findlay, 1b, Michigan
Jodie Legaspi, ss, UCLA
Jessica Merchant, ss, Michigan
Cat Osterman, p, Texas
Jennie Ritter, p, Michigan
Anjelica Selden, p, UCLA
Emily Zaplatosch, c, UCLA

2006
Monica Abbott, p, Tennessee
Eileen Canney, p, Northwestern
Autumn Champion, lf, Arizona
Garland Cooper, 1b, Northwestern
Andrea Duran, 3b, UCLA
Kristi Durant, dh, Tennessee
*Alicia Hollowell, p, Arizona
Heidi Knabe, c, Arizona St.
Caitlin Lowe, cf, Arizona
Taryne Mowatt, dh, Arizona
Cat Osterman, p, Texas
Tammy Williams, ss, Northwestern

2007
Monica Abbott, p, Tennessee
Ashley Charters, ss, Washington
India Chiles, of, Tennessee
Kristie Fox, ss, Arizona
Danielle Lawrie, p, Washington
Jenae Leles, 3b, Arizona
Caitlin Lowe, cf, Arizona
Ashley Monceaux, lf, Baylor
*Taryne Mowatt, p, Arizona
Lindsay Schutzler, cf, Tennessee
Dena Tyson, 1b, Washington
Tammy Williams, ss, Northwestern

2008

*Katie Burkhart, p, Arizona St.
Kaitlin Cochran, cf, Arizona St.
Krista Donnenwirth, 3b, Arizona St.
Francesca Enea, lf, Florida
Megan Gibson, p, Texas A&M
Jami Lobpries, cf, Texas A&M
Charlotte Morgan, 1b, Alabama
Stacey Nelson, p, Florida
Lesley Rogers, lf/dp, Arizona St.
Holly Tankersley, rf, Louisiana
Angela Tincher, p, Virginia Tech
Jackie Vasquez, of, Arizona St.

2009

Megan Bush, ss, Florida
Ashley Charters, 2b, Washington
Alisa Goler, 3b, Georgia
*Danielle Lawrie, p, Washington
Kelley Montalvo, 3b, Alabama
Charlotte Morgan, 1b/p, Alabama
Stacey Nelson, p, Florida
Kimi Pohlman, lf, Washington
Brittany Rogers, cf, Alabama
Taylor Schlopy, cf, Georgia
Morgan Stuart, 3b, Washington
Niki Williams, 1b, Washington

2010

K'Lee Arredondo, ss, Arizona
Karissa Buchanan, rf, Arizona
Samantha Camuso, inf, UCLA
Kenzie Fowler, p, Arizona
Andrea Harrison, lf, UCLA
*Megan Langenfeld, p, UCLA
Brittany Lastrapes, lf, Arizona
Ivy Renfroe, p, Tennessee
Brittany Schutte, c, Florida
Rhea Taylor, cf, Missouri
Erinn Webb, 1b, Tennessee
Traci Yoshikawa, 2b, Hawaii

2011

Kelsey Bruder, lf, Florida
Whitney Canion, p, Baylor
Cheyenne Coyle, ss, Florida
Krista Donnenwirth, 3b, Arizona St.
*Dallas Escobedo, p, Arizona St.
Holly Holl, 1b, Baylor
Whitney Larsen, ss, Alabama
Annie Lockwood, rf, Arizona St.
*Michelle Moultrie, cf, Florida
Brittany Schutte, rf, Florida
Chelsea Thomas, p, Missouri
Mandy Urfer, 1b, Arizona St.

2012

Kayla Braud, of, Alabama
Lauren Chamberlain, inf, Oklahoma
Jennifer Fenton, of, Alabama
Amber Freeman, c, Arizona St.
Amanda Locke, ut, Alabama
Destinee Martinez, of, Oklahoma
Samantha Pappas, of, Oregon
Alexa Peterson, c, Oregon
Keilani Ricketts, p, Oklahoma
Jessica Shults, c, Oklahoma
*Jackie Traina, p, Alabama
Brianna Turang, of, Oklahoma

2013

Kim Bruins, 1b, Texas
Georgia Casey, 2b, Oklahoma
Lauren Chamberlain, 1b, Oklahoma
Taylor Edwards, c, Nebraska
Lauren Gibson, 2b, Tennessee
Blaire Luna, p, Texas
Callie Parsons, of, Oklahoma
Ellen Renfroe, p, Tennessee
*Keilani Ricketts, p, Oklahoma
Madison Shipman, ss, Tennessee
Jessica Shults, c, Oklahoma
Brianna Turang, of, Oklahoma

2014

Bailey Castro, rf, Florida
Courtney Ceo, 3b, Oregon
Linsey Hays, lf, Baylor
Kaila Hunt, 2b, Alabama
Kirsti Merritt, cf, Florida
Aubree Munro, c, Florida
Kelsey Nunley, p, Kentucky
Shelby Pendley, p, Oklahoma
*Hannah Rogers, p, Florida
Kelsey Stewart, 2b, Florida
Jordan Strickland, ss, Baylor
Jaclyn Traina, p, Alabama

2015

Ally Carda, UCLA
Kelly Christner, of, Michigan
Nicole DeWitt, ut, Florida
*Lauren Haeger. p, Florida
Aubree Munro, c, Florida
Abby Ramirez, if, Michigan
Sierra Romero, ss, Michigan
Kelsey Stewart, 2b, Florida
Kelsey Susalla, ut, Michigan
Haylie Wagner, p, Michigan
Carlee Wallace, c, Auburn

2016

Mega Betsa, p, Michigan
Jessica Burroughs, p, Florida St.
Emily Carasone, if, Auburn
Kasey Cooper, if, Auburn
Tiffany Howard, of, Auburn
Shay Knighten, if, Oklahoma
Makayla Martin, p, Auburn
*Paige Parker, p, Oklahoma
Alex Powers, 1b, Florida St.
Jade Rhodes, 1b, Auburn
Sydney Romero, if, Oklahoma
Mysha Sataraka, if, UCLA

2017

Ali Aguilar, if, Washington
Kelly Barnhill, p, Florida
Mia Camuso, if, Oregon
Delanie Gourley, p, Florida
*Shay Knighten, if, Oklahoma
Amanda Lorenz, of, Florida
Paige Lowary, p, Oklahoma
Alexis Mack, if, Oregon
Justine McLean, of, Florida
Nicole Mendes, ut, Oklahoma
Aleshia Ocasio, ut, Florida
Paige Parker, p, Oklahoma

2018

Jocelyn Alo, ut, Oklahoma
Sis Bates, if, Washington
Rachel Garcia, p, UCLA
Meghan King, p, Florida State
Elizabeth Mason, c, Florida State
Trysten Melhart, of, Washington
Bubba Nickles, ut, UCLA
Taylor Pack, c, UCLA
Paige Parker, p, Oklahoma
Gabbie Plain, p, Washington
Anna Shelnutt, c/3b, Florida State
Sydney Sherrill, ut, Florida State
*Jessie Warren, if, Florida State

2019

Jocelyn Alo, rf, Oklahoma
Taran Alvelo, p, Washington
Montana Fouts, p, Alabama
*Rachel Garcia, p, UCLA
Bailey Hemphill, ut, Alabama
Aaliyah Jordan, rf, UCLA
Nicole Mendes, cf, Oklahoma
Bubba Nickles, cf, UCLA
Sami Reynolds, of, Washington
Sydney Romero, 3b, Oklahoma
Samantha Show, p/ut, Oklahoma St.
Kinsley Washington, 2b, UCLA

2020

The 2020 tournament was not held due to the COVID-19 pandemic.

Since 2003, the teams have been chosen without the requirement that each position be represented. Players are listed alphabetically.

2021

Montana Fouts, P, Alabama
Bailey Hemphill, C, Alabama
Kaley Mudge, OF, Florida St.
Kathryn Sandercock, P, Florida St.
Odicci Alexander, P, James Madison
Kate Gordon, OF, James Madison
Jocelyn Alo, DP, Oklahoma
Mackenzie Donihoo, OF, Oklahoma
Kinzie Hansen, C/1B, Oklahoma
Tiare Jennings, 2B, Oklahoma
*Giselle Juarez, P, Oklahoma
Nicole Mendes, OF, Oklahoma

Most All-Tournament Honorees by School

No.	School
92	UCLA
61	Arizona
39	Oklahoma
26	Washington
25	Fresno St.
23	Florida
16	Alabama
15	Texas A&M
13	Arizona St.
13	Cal St. Fullerton
13	Florida St.

All-Tournament Selections By School

Adelphi (2)

1984 Regina Dooley, OF

1985 Regina Dooley, OF

Alabama (16)

2000 Kelly Kretschman, OF

2008 Charlotte Morgan, 1B

2009 Charlotte Morgan, 1B/P
Kelley Montalvo, 3B
Brittany Rogers, CF

2011 Whitney Larsen, SS

2012 Kayla Braud, OF
Jennifer Fenton, OF
Amanda Locke, UT
Jackie Traina, P

2014 Jaclyn Traina, P
Kaila Hunt, 2B

2019 Montana Fouts, P
Bailey Hemphill, UT

2021 Montana Fouts, P
Bailey Hemphill, C

Arizona (61)

1988 Julie Standering, 3B
Heidi Lievens, SS

1989 Kristin Gauthier, OF
Nicki Dennis, AL

1991 Julie Jones, 1B
Julie Standering, SS
Kristin Gauthier, OF
Debby Day, P

1992 Amy Chellevold, 1B
Susie Duarte, 3B
Susie Parra, AL
Debby Day, AL

1993 Amy Chellevold, 1B
Krista Gomez, 2B
Stacy Redondo, OF
Jody Pruitt, C
Susie Parra, P

1994 Amy Chellevold, 1B
Jenny Dalton, 2B
Leah O'Brien, OF
Susie Parra, P
Leah Braatz, C

1995 Alison Johnsen, OF
Leah O'Brien, OF
Leah Braatz, C
Nancy Evans, AL
Brandi Shriver, AL

1996 Alison Johnsen, OF
Carrie Dolan, P
Krista Gomez, AL
Michelle Churnock, AL
Jenny Dalton, 2B (MOP)

1997 Nancy Evans, AL (MOP)
Alison Johnsen, OF
Leah O'Brien, 1B

1998 Leah Braatz, C
Nancy Evans, P
Toni Mascarenas, 3B
Leticia Pineda, 1B

2000 Toni Mascarenas, 3B

2001 Lindsey Collins, C
Jennie Finch, P (MOP)
Nicole Giordano, LF
Toni Mascarenas, 3B

2002 Jackie Coburn, 3B
Jennie Finch, P
Leneah Manuma, 1B

2003 Alicia Hollowell, P
Lovie Jung, SS

2006 Autumn Champion, LF
Caitlin Lowe, CF
Taryne Mowatt, P/OF
Alicia Hollowell, P (MOP)

2007 Kristie Fox, SS
Jenae Leles, 3B
Caitlin Lowe, CF
Taryne Mowatt, P (MOP)

2010 K'Lee Arredondo, SS
Karissa Buchanan, RF
Kenzie Fowler, P

Arizona St. (13)

2002 Erica Beach, P
Kristin Farber, OF

2006 Heidi Knabe, C

2008 Katie Burkhart, P (MOP)
Kaitlin Cochran, CF
Krista Donnenewirth, 3B
Lesley Rogers, LF/DP
Jackie Vasquez, OF

2011 Krista Donnenwirth, 3B
Dallas Escobedo, P (Co-MOP)
Annie Lockwood, RF
Mandy Urfer, 1B

2012 Amber Freeman, C

Auburn (7)

2015 Carlee Wallace, C
Branndi Melero, OF

2016 Emily Carasone, IF
Kasey Cooper, IF
Tiffany Howard, OF
Makayla Martin, P
Jade Rhodes, 1B

Baylor (5)

2007 Ashley Monceaux, CF

2011 Whitney Canion, P
Holly Holl, 1B

2014 Linsey Hays, LF
Jordan Strickland, SS

California (12)

1986 Roni Deutch, 3B

1999 Lisa Iancin, 2B

2002 Jocelyn Forest, P (MOP)
Veronica Nelson, 1B
Chelsea Spencer, SS

2003 Kelly Anderson, P
Vicky Galindo, 3B
Veronica Nelson, 1B
Chelsea Spencer, SS

2004 Kelly Anderson, P
Vicky Galindo, 3B
Jessica Pamanian, 2B

UCLA (92)

1982 Dot Richardson, SS
Gina Vecchione, OF
Barb Young, OF
Debbie Doom, P
Barb Booth, C

1983 Sheila Cornell, 1B
Dot Richardson, SS
Mary Ricks, OF

1984 Jennifer Simm, 2B
Leslie Rover, SS
Debbie Doom, P
Tricia Mang, DH

1985 Leslie Rover, SS
Debbie Doom, P
Tracy Compton, P
Chris Olivie, U

1987 Janice Parks, 3B
Karen Walker, OF
Sandra Arledge, OF
Lisa Longaker, P
Lisa Hankerd, AL
Shauna Wattenberg, AL

1988 Kerry Dienelt, 1B
Missy Phillips, 2B
Shanna Flynn, OF
Stacy Sunny, C
Lisa Longaker, P

1989 Kerry Dienelt, 1B
Missy Phillips, 2B
Janice Parks, 3B
Lorraine Maynez, OF
Tiffany Boyd, P

1990 Kerry Dienelt, 1B
Lisa Fernandez, 3B
Shanna Flynn, OF
Yvonne Gutierrez, OF
Lisa Longaker, P

1991 Lisa Fernandez, 3B
Yvonne Gutierrez, OF

Lorraine Maynez, OF
Kerry Dienelt, C
Heather Compton, P

1992 Yvonne Gutierrez, OF
Kathi Evans, OF
Kelly Inouye, C
Lisa Fernandez, P

1993 Nichole Victoria, 3B
Lisa Fernandez, P

1994 Ginny Mike, AL

1995 * Kelly Howard, 2B
Jennifer Brundage, 3B
Tanya Harding (MOP), P

1997 Stacey Nuveman, C
Alleah Poulson, 1B
Christa Williams, P

1999 Julie Adams (MOP), 3B
Christie Ambrosi, OF
Courtney Dale, P
Amanda Freed, P

2000 Amada Freed, P
Julie Marshall, 1B
Tairia Mims, 1B

2001 Amanda Freed, P
Tairia Mims, 1B
Claire Sua, DP

2002 Keira Goerl, P
Stacey Nuveman, C
Natasha Watley, SS

2003 Keira Goerl, P (MOP)
Tairia Mims, 3B
Natasha Watley, SS

2004 Caitlyn Benyi, 2B
Lisa Dodd, OF
Keira Goerl, P
Jodie Legaspi, SS

2005 Jodi Legaspi, SS
Krista Colburn, RF
Emily Zaplatosch, C
Anjelica Selden, P

2006 Andrea Duran, 3B

2010 Samantha Camuso, RF
Andrea Harrison, LF
Megan Langenfeld, P (MOP)

2015 Ally Carda, P/UT

2016 Mysha Sataraka, IF

2018 Bubba Nickles, UT
Rachel Garcia, P
Taylor Pack, C

2019 Aaliyah Jordan, RF
Bubba Nickles,UT
Rachel Garcia, P (MOP)
Kinsley Washington, 2B

**1995 Vacated.*

Cal Poly Pomona (1)

1985 Alison Stowell, OF

Cal State Fullerton (13)

1982 Janet Lloyd, 1B
Pam Newton, 2B
Jan Pierini, 3B

1983 Elise King, OF
Vera Bahr, OF
Susan LeFebvre, P

1985 Jo Ann Ferrieri, 3B

1986 Robin Goodin, 1B
Rina Foster, OF
Chenita Rogers, OF
Connie Clark, P

1987 Chenita Rogers, OF

1995 Julie Williams, SS

CSUN (3)

1994 Shannon Jones, 3B
Jen Fleming, OF
Beth Calcante, OF

Central Mich. (1)

1987 Kris Tipmore, C

UConn (1)

1993 Andrea D'Innocenzo, OF

Creighton (1)

1986 Joey Schope, AL

DePaul (3)

1999 Katy Carter, C
Julie Luna, 3B

2000 Shavaughne Desecki, OF

Florida (23)

2008 Francesca Enea, LF
Stacey Nelson, P

2009 Megan Bush, SS
Stacey Nelson, P

2010 Brittany Schutte, 1B

2011 Kelsey Bruder, LF
Cheyenne Coyle, SS
Michelle Moultrie, CF (Co-MOP)
Brittany Schutte, RF

2014 Bailey Castro, RF
Kristi Merritt, CF
Aubree Munro,C
Kelsey Stewart, 2B
Hannah Rogers, P (MOP)

2015 Nicole Dewitt, UT
Lauren Haeger, P (MOP)
Aubree Munro,C
Kelsey Stewart, 2B

2017 Kelly Barnhill, P
Delanie Gourley, P
Amanda Lorenz, OF
Justine McLean, OF
Aleshia Ocasio, UT

Florida State (13)

1990 Leslie Barton, OF
Debbie DeJohn, AL
Leslie Malerich, P

2004 Jessica van der Linden, P

2016 Jessica Burroughs, P
Alex Powers, 1B

2018 Meghan King, P
Elizabeth Mason, C
Anna Shelnutt, C/3B
Sydney Sherrill, UT
Jessie Warren, IF

2021 Kaley Mudge, OF
Kathryn Sandercock, P

Fresno State (25)

1982 Kim Muratore, OF

1987 Gena Strang, 1B

1988 RaeAnn Pifferini, OF
Carie Dever, P
Gena Strang, AL
Karin Richter, AL

1989 Martha Noffsinger, SS
Jill Polanco, OF
Shelly Stokes, C
Carie Dever, P

1990 Martha Noffsinger, SS
Marcie Green, P
Julie Smith, AL

1991 Julie Smith, 2B
Kim Maher, AL
Terry Carpenter, AL

1992 Michelle Bento, 2B
Kim Maher, SS

1997 Nina Lindenberg, 2B

1998 Laura Berg, OF
Angela Cervantez, 1B
Nina Lindenberg, 2B
Amanda Scott, P (MOP)

1999 Lovieanne Jung, 2B
Amanda Scott, P

Georgia (2)

2009 Alisa Goler, 3B
Taylor Schlopy, CF

Hawaii (1)

2010 Traci Yoshikawa, 2B

Indiana (1)

1986 Tammy Connor, OF

Iowa (5)

1995 Kari Knopf, 1B
Brandi Macias, OF

1996 Lea Twigg, OF
Lyn Nance, AL

1997 Christy Herbert, SS

James Madison (2)

2021 Odicci Alexander, P
Kate Gordon, OF

Kentucky (1)

2014 Kelsey Nunley, P

Louisiana (5)

1993 Kathy Morton, OF
Kyla Hall, AL

2008 Holly Tankersley, RF

LSU (4)

2001 Britni Sneed, P
Julie Wiese, 3B

2004 Kristin Schmidt, P (MOP)
Camille Harris, RF

Long Beach State (1)

1986 Sue Trubovitz, C

Massachusetts (2)

1992 Holly Aprile, AL

1997 Danielle Henderson, P

Michigan (12)

1996 Traci Conrad, 1B

1997 Melissa Gentile, 3B

2005 Samantha Findlay, 1B (MOP)
Jessica Merchant, SS
Stephanie Bercaw, RF
Jennie Ritter, P

2015 Kelly Christner, OF
Abby Ramirez, IF
Sierra Romero, SS
Kelsey Susalla, UT
Haylie Wagner, P

2016 Megan Betsa, P

Missouri (1)

2011 Chelsea Thomas, P

Nebraska (11)

1984 Denice Feldhaus, 1B
Anne Schroeder, 3B
Peg Richardson, OF

1985 *Ginger Cannon, 1B
Lori Richins, 2B
Stacy Sunny, OF
Lisa Busby, C

1986 Lori Sippel, P

1988 Margie Ogrodowicz, OF

1998 Ali Viola, SS

2013 Taylor Edwards, C

**1985 Vacated*

Northwestern (5)

1984 Lisa Ishikawa, P

2006 Eileen Canney, P
Garland Cooper, 1B
Tammy Williams, IF

2007 Tammy Williams, SS

Oklahoma (39)

1996 Lynn Britton, 3B
Cheryl Longeway, P
Lisa Carey, 1B

2000 Jennifer Stewart, P (MOP)
Kelli Braitsch, SS

2001 Christy Ring, LF
Jennifer Stewart, P
Jennifer Stump, DP
Christina Enea, 1B

2012 Lauren Chamberlain, 1B
Destinee Martinez, OF
Keilani Ricketts, P
Jessica Shults, C
Brianna Turang, OF

2013 Keilani Ricketts, P
Lauren Chamberlin, 1B
Brianna Turang, OF
Georgia Casey, 2B
Callie Parsons, OF
Jessica Shults, C

2014 Shelby Pendley, P

2016 Shay Knighten, IF
Paige Parker, P
Sydney Romero, IF

2017 Shay Knighten, IF
Paige Lowary, P
Nicole Mendes, UT
Paige Parker, P

2018 Jocelyn, Alo, UT
Paige Parker, P

2019 Jocelyn, Alo, UT
Nicole Mendes, CF
Sydney Romero, 3B

2021 Jocelyn Alo, DP
Mackenzie Donihoo, OF
Kinzie Hansen, C/1B
Tiare Jennings, 2B
Giselle Juarez, P
Nicole Mendes, OF

Oklahoma St. (9)

1989 Michele Smith, AL

1990 Dawn Lange, 2B
Shannon Kimberling, C

1993 April Austin, SS
Melanie Roche, AL

1994 April Austin, SS
Amy Day, P
Kim Ward, AL

1998 Kristi Bolle, 3B

2019 Samantha Show, P/UT

Oregon (5)

2012 Samantha Pappas, OF
Alexa Peterson, C

2014 Courtney Ceo, 3B

2017 Mia Camuso, IF
Alexis Mack, OF

South Carolina (1)

1983 Cindy Long, DH

Southern Miss. (2)

2000 Courtney Blades, P
Erin Johnson, DP

Texas A&M (17)

1983 Pattie Holthaus, 2B
Cindy Cooper, 3B
Iva Jackson, OF
Lori Stoll, P
Gay McNutt, C

1984 Josie Carter, OF
Gay McNutt, C
Shawn Andaya, P

1986 Judy Trussell, 2B
Liz Mizera, SS
Shawn Andaya, P
Cindy Cooper, A

1987 Julie Smith, 2B
Liz Mizera, SS
Shawn Andaya, P

2008 Megan Gibson, P
Jami Lobpries, CF

UNLV (1)

1995 Amie Stewart, P

Virginia Tech (1)

2008 Angela Tincher, P

Washington (26)

1996 Jennifer Cline, C
Sarah Pickering, 2B
Tami Storseth, SS
Mindy Williams, OF

1997 Jamie Graves, P
Sara Pickering, 2B

1998 Kelly Hauxhurst, OF
Jennifer Spediacci, P

1999 Kim DePaul, 3B
Melissa Downs, 1B
Jennifer Spediacci, P
Jaime Clark, OF

2007 Ashley Charters, SS
Danielle Lawrie, P
Dena Tyson, 1B

2009 Ashley Charters, 2B
Danielle Lawrie, P
Kimi Pohlman, LF
Morgan Stuart, 3B
Niki Williams, 1B

2017 Ali Aguilar, INF

2018 Sis Bates, IF
Gabbie Plain, P
Trysten Melhart, OF

2019 Sami Reynolds, OF
Taran Alvelo, P

NCAA TOURNAMENT/WCWS APPEARANCES & WINS

NCAA TOURNAMENT APPEARANCES

School	Appearances
UCLA	36
Arizona	34
Fresno St.	34
California	33
Florida St.	33
Arizona St.	32
Texas A&M	31
Louisiana	30
Cal St. Fullerton	29
Michigan	28
Oklahoma	27
Washington	27
Long Beach St.	25
Notre Dame	25
Nebraska	24

CONSECUTIVE NCAA TOURNAMENT APPEARANCES

School	Appearances
Arizona	34 (1987-present)
Fresno St.	30 (1982-2011)
California	28 (1986-2013)
Oklahoma	27 (1994-present)
Washington	27 (1994-present)
Michigan	26 (1995-present)
Alabama	22 (1999-present)
Louisiana	22 (1999-present)
Notre Dame	22 (1999-present)
UCLA	22 (1999-present)
Florida St.	21 (2000-present)
Georgia	19 (2002-present)
Texas A&M	19 (2002-present)
Florida	17 (2003-present)
Stanford	16 (1998-2013)
Arizona St.	16 (2005-present)
BYU	16 (2005-present)
Massachusetts	16 (1995-2010)
Cal St. Fullerton	15 (1982-1996)
Louisville	14 (2004-2017)

NCAA TOURNAMENT WINS

School	Wins
UCLA	234
Arizona	178
Oklahoma	136
Washington	125
Alabama	107
California	103
Michigan	102
Arizona St.	98
Florida St.	98
Florida	94
Fresno St.	92
Texas A&M	85
Louisiana	81
LSU	81
Tennessee	78
Georgia	74
Oregon	74
Cal St. Fullerton	66
Missouri	62
Nebraska	62
Oklahoma St.	62
Texas	62

NCAA SUPER REGIONAL APPEARANCES

School	Appearances	Last
Alabama	16	2021
Arizona	15	2021
Oklahoma	14	2021
Washington	14	2021
Florida	13	2021
UCLA	12	2021
Georgia	11	2021
Michigan	11	2016
Tennessee	11	2019
Arizona St.	9	2018
Florida St.	9	2021
LSU	9	2021
Missouri	9	2021
Oregon	9	2018
Kentucky	8	2021
California	7	2012
Louisiana	7	2016
Texas A&M	7	2018
Baylor	6	2015
Texas	6	2021

WCWS APPEARANCES

School	Appearances
UCLA	30
Arizona	24
Oklahoma	14
Washington	14
Alabama	13
Arizona St.	12
California	12
Fresno St.	12
Michigan	12
Florida St.	11
Florida	10
Oklahoma St.	9
Texas A&M	8
Nebraska	7
Oregon	7
Tennessee	7
Cal St. Fullerton	6
Louisiana	6
LSU	6
Missouri	6

CONSECUTIVE WCWS APPEARANCES

School	Appearances
Arizona	16 (1988-2003)
UCLA	8 (1987-94 & 1999-2006)
California	7 (1995-05)
Arizona	6 (2005-10)
Fresno St.	6 (1987-92)
UCLA	6 (2015-21)
Oklahoma	5 (2000-04)
Oklahoma	5 (2016-21)
Florida St.	4 (1990-93)
Long Beach St.	4 (1990-93)
Michigan	4 (1995-98)
Washington	4 (1996-99)
Arizona St.	4 (2006-09)
Florida	4 (2008-11)

WCWS ALL-TIME EXTRA INNING GAMES

Innings	Team (Score)	Team (Score)	Year	Notes
8	Nebraska 3	Creighton 2	1982	
10	UCLA 2	Oklahoma St. 1	1982	
8	Cal St. Fullerton 4	Creighton 1	1982	
14	Fresno St. 1	Oklahoma St. 0	1982	
8	Cal St. Fullerton 1	Western Mich. 0	1982	
10	UCLA 1	Cal St. Fullerton 0	1982	
8	UCLA 2	Fresno St. 0	1982	Championship Game
12	Pacific (Cal)	Missouri 0	1983	
17	UCLA 2	South Carolina 1	1983	
14	Texas A&M 1	UCLA 0	1983	
12	Texas A&M 2	Cal St. Fullerton 0	1983	Championship Game
25	Texas A&M 1	Cal Poly Pomona 0	1984	
12	Fresno St. 1	Cal Poly Pomona 0	1984	
9	UCLA 1	Northwestern 0	1984	
8	Northwestern 3	Fresno St. 0	1984	
8	Texas A&M 2	UCLA 0	1984	
8	UCLA 1	Nebraska 0	1984	
13	Texas A&M 1	Northwestern 0	1984	
13	UCLA 1	Texas A&M 0	1984	Championship Game
8	Cal St. Fullerton 1	Adelphi 0	1985	
8	Northwestern 1	Louisiana Tech 0	1985	
9	UCLA 2	Nebraska 1	1985	Championship Game
9	Cal St. Fullerton 1	Long Beach St. 0	1986	
10	Texas A&M 1	Creighton 0	1986	
10	Indiana 1	Louisiana Tech 0	1986	
10	Long Beach St. 1	Northwestern 0	1986	
13	Creighton 4	Louisiana Tech 3	1986	
8	California 1	Creighton 0	1986	
10	Indiana 2	Long Beach St. 0	1986	
10	Texas A&M 1	California 0	1986	
8	Cal St. Fullerton 3	Indiana 1	1986	
9	UCLA 1	Arizona St. 0	1987	
13	Texas A&M 2	Cal State Fullerton	1987	
9	Fresno St. 1	Nebraska 0	1988	
8	Oklahoma St. 4	Arizona 0	1989	
10	Fresno St. 1	Oklahoma St. 0	1990	
13	Arizona 1	UNLV 0	1991	
9	Missouri 2	Utah 0	1991	
9	Arizona 1	UCLA 0	1991	
8	Arizona 1	Long Beach St. 0	1991	
11	UCLA 1	Long Beach St. 0	1991	
8	Fresno St. 1	Arizona 0	1991	
13	UCLA 5	Fresno St. 1	1991	
8	Fresno St. 4	Kansas 1	1992	
17	Arizona 1	Kansas 0	1992	
10	Massachusetts 2	Long Beach St. 1	1992	
8	UConn 2	Florida St. 1	1993	
13	Oklahoma St. 1	UCLA 0	1993	
10	Arizona 2	Louisiana	1993	
8	Utah 2	Oklahoma St. 0	1994	
15	Oklahoma St. 3	CSUN 2	1994	
14	Iowa 9	Michigan 7	1995	
8	Arizona 2	Massachusetts 1	1997	
8	UCLA 2	Fresno St. 0	1997	
9	UCLA 3	DePaul 2	1999	
8	UCLA 2	DePaul 1	1999	
13	LSU 2	Oklahoma 1	2001	
9	Florida St. 2	UCLA 1	2002	
8	Arizona 1	Arizona St. 0	2002	
11	Arizona 6	Florida St. 2	2002	
10	California 7	UCLA 3	2003	
9	Oklahoma 6	Alabama 3	2003	
12	California 2	Arizona 1	2003	
9	UCLA 1	California 0	2003	Championship Game
13	LSU 3	Michigan 2	2004	
8	California 2	Oklahoma 1	2004	
12	UCLA 3	Stanford 1	2004	
12	Arizona 3	California 2	2005	
12	Alabama 2	DePaul 1	2005	
11	Texas 1	Arizona 0	2005	

Innings	Team (Score)	Team (Score)	Year	Notes
11	Tennessee 2	Michigan 0	2005	
10	Michigan 4	UCLA 1	2005	Championship Game- Game 3
9	Arizona 3	Oregon St. 2	2006	
10	Northwestern 6	Alabama 5	2006	
9	Tennessee 3	Arizona St. 1	2006	
8	Northwestern 3	UCLA 1	2006	
9	Arizona 2	Baylor 1	2007	
10	Arizona 1	Tennessee 0	2007	Championship Series – Game 2
8	Louisiana 3	Florida 2	2008	
9	Florida 2	Virginia Tech 0	2008	
9	Texas A&M 1	Florida 0	2008	
8	Washington 1	Arizona St. 0	2009	
9	Georgia 9	Washington 8	2009	
8	UCLA 6	Arizona 5	2010	Championship Series – Game 1
8	Baylor 1	Oklahoma St. 0	2011	
13	Baylor 1	Missouri 0	2011	
8	Washington 4	Nebraska 3	2013	
15	Florida 9	Nebraska 8	2013	
12	Oklahoma 5	Tennessee 3	2013	Championship Series- Game 1
8	Baylor 8	Kentucky 7	2014	
10	Auburn 11	UCLA 10	2015	
9	Florida 3	Auburn 2	2015	
8	Oklahoma 3	Alabama 0	2016	
8	Auburn 8	Florida St.	2016	
8	Auburn 11	Oklahoma 7	2016	
17	Oklahoma 7	Florida 5	2017	Championship Series- Game 1
8	Arizona 3	Washington 1	2019	
8	James Madison 4	Oklahoma 3	2021	

** 1996, 1998, 2000, 2012 and 2018 saw no extra-inning games*
** May 26, 1997 – Arizona 10, UCLA 2 (Only National Championship Game to end in five innings (run-ahead rule)*

MOST INNINGS

Innings, School	Year
25 - Texas A&M 1, Cal Poly Pomona 0	1984
17- Oklahoma 7, Florida 5	2017
17 - Arizona 1, Kansas 0	1992
17 - UCLA 2, South Carolina 1	1983
15 - Oklahoma St. 3, CSUN 2	1994
15- Florida 9, Nebraska 8	2013
14 - Fresno St. 1, Oklahoma St. 0	1982
14 - Texas A&M 1, UCLA 0	1983
14 - Iowa 9, Michigan 7	1995

MOST EXTRA INNING GAMES

Innings	Year
9	1986
8	1984
7	1982
7	1991
5	2005

TEAMS TO PLAY MOST EXTRA INNING GAMES IN A SERIES

Inning, School	Year
4, UCLA	1984
4, Texas A&M	1984
4, Arizona	1991

WCWS ATTENDANCE

Year	Site	Attendance
1982	Omaha, Nebraska	14,433
1983	Omaha, Nebraska	13,333
1984	Omaha, Nebraska	17,123
1985	Omaha, Nebraska	14,294
1986	Omaha, Nebraska	10,035
1987	Omaha, Nebraska	9,105
1988	Sunnyvale, California	8,519
1989	Sunnyvale, California	9,260
1990	Oklahoma City, Oklahoma	12,073
1991	Oklahoma City, Oklahoma	11,938
1992	Oklahoma City, Oklahoma	13,940
1993	Oklahoma City, Oklahoma	21,963
1994	Oklahoma City, Oklahoma	23,872
1995	Oklahoma City, Oklahoma	22,063
1996	Columbus, Georgia	12,364
1997	Oklahoma City, Oklahoma	25,694
1998	Oklahoma City, Oklahoma	27,553
1999	Oklahoma City, Oklahoma	24,010
2000	Oklahoma City, Oklahoma	38,102
2001	Oklahoma City, Oklahoma	34,736
2002	Oklahoma City, Oklahoma	32,000
2003	Oklahoma City, Oklahoma	37,222
2004	Oklahoma City, Oklahoma	41,035
*2005	Oklahoma City, Oklahoma	41,683
2006	Oklahoma City, Oklahoma	46,122
2007	Oklahoma City, Oklahoma	62,463
2008	Oklahoma City, Oklahoma	59,834
2009	Oklahoma City, Oklahoma	60,512
2010	Oklahoma City, Oklahoma	62,562
2011	Oklahoma City, Oklahoma	67,631
2012	Oklahoma City, Oklahoma	75,960
2013	Oklahoma City, Oklahoma	70,683
2014	Oklahoma City, Oklahoma	68,569
2015	Oklahoma City, Oklahoma	78,078
2016	Oklahoma City, Oklahoma	78,072
2017	Oklahoma City, Oklahoma	70,995
2018	Oklahoma City, Oklahoma	76,561
2019	Oklahoma City, Oklahoma	78,361
2020	No Tournament	
**2021	Oklahoma City, Oklahoma	115,514

** New format began with additional session because of best-of-three championship series.*

*** Renovations at OGE Energy Field at the USA Softball Hall of Fame Complex led to increased seating capacity beginning with the 2021 WCWS.*

2021 ATTENDANCE SUMMARY

Session	Date	Attendance	Notes
1	Thursday, June 3	11,546	Session 1 Attendance Record
2	Thursday, June 3	10,216	Session 2 Attendance Record
3	Friday, June 4	12,337	Sell Out, Session 3 Attendane Record
4	Saturday, June 5	11,776	Session 4 Attendance Record
5	Saturday, June 5	12,235	Session 5 Attendance Record
6	Sunday, June 6	12,370	Sell Out, Session 6 Attendance Record
7	Monday June 7	9,916	Due to weather delay, Session 7 played Monday. Session 7 attendance record
8	Tuesday, June 8	12,173	Due to weather delay, Session 8 played Tuesday. Session 8 attendance record
9	Wednesday, June 9	12,115	Due to weather delay, Session 9 played Wednesday. Session 9 attendance record
10	Thursday, June 10	10,830	Due to weather delay, Session 10 played Thursday. Session 10 attendance record
Total		**115,514**	Total Attendance Record
Session Average		**11,551**	Session Average Attendance Record

WCWS TOP-10 TOTAL ATTENDANCE YEARS

Year	Site	Attendance
2021	Oklahoma City, Oklahoma	115,514
2019	Oklahoma City, Oklahoma	78,361
2015	Oklahoma City, Oklahoma	78,078
2016	Oklahoma City, Oklahoma	78,072
2018	Oklahoma City, Oklahoma	76,518
2012	Oklahoma City, Oklahoma	75,960
2017	Oklahoma City, Oklahoma	70,995
2013	Oklahoma City, Oklahoma	70,683
2014	Oklahoma City, Oklahoma	68,569
2011	Oklahoma City, Oklahoma	67,631

WCWS TOP-10 ATTENDANCE SESSIONS (1982-2019)

Session	Date	Attendance	Matchup
3	May 31, 2019	9,820	UCLA def. Arizona, 6-2 Oklahoma def. Oklahoma St., 6-1
4	June 1, 2013	9,698	Florida def. Nebraska, 9-8 (15 innings) Michigan def. Arizona St., 2-0
3	June 2, 2017	9,658	Florida def. LSU, 7-0 Oklahoma def. Washington, 3-1
3	June 1, 2013	9,587	Tennessee def. Washington, 1-0 Oklahoma def. Texas, 10-2
5	May 30, 2015	9,515	Auburn def. UCLA,11-10 (10 innings) LSU def. Alabama, 5-3
3	May 29, 2015	9,425	Florida def. LSU, 4-0 Michigan def. UCLA, 10-4
6	June 4, 2017	9,419	Florida def. Washington, 5-2 Oklahoma def. Oregon, 4-2
5	June 2, 2018	9,381	Oklahoma def. Florida, 2-0 Florida St. def. Oregon, 4-1
5	May 31, 2014	9,323	Oregon def. Oklahoma, 4-2
4	June 2, 2018	9,311	Oklahoma def. Arizona St., 2-0 Florida St. def. Georgia, 7-2

Championship Series Game Record

8,527 - 2013 WCWS, Session 9, Oklahoma City, OK, June 4, 2013 – Oklahoma def. Tennessee, 4-0

WCWS TOP-10 ATTENDANCE SESSIONS (2021-PRESENT)

Session	Date	Attendance	Matchup
6	June 6, 2021	12,370	Oklahoma def. James Madison, 6-3 Florida St. def. Alabama 2-0
3	June 4, 2021	12,337	James Madison def. Oklahoma St., 2-1 Alabama def. UCLA, 6-0
5	June 5, 2021	12,235	Oklahoma def. UCLA, 10-3 Florida St. def. Oklahoma St., 4-2
8	June 8, 2021	12,173	Florida St. def. Oklahoma, 8-4
9	June 9, 2021	12,115	Oklahoma def. Florida St., 6-2
4	June 5, 2021	11,776	Oklahoma def. Georgia, 8-0 Florida St. def. Arizona, 4-3
1	June 3, 2021	11,546	James Madison def. Oklahoma, 4-3 (8 innings) Oklahoma St. def. Georgia, 3-2
10	June 10, 2021	10,830	Oklahoma def. Florida St., 5-1
2	June 3, 2021	10,216	Alabama def. Arizona, 5-1 UCLA def. Florida St., 4-0
7	June 7, 2021	9,916	Oklahoma def. James Madison, 7-1 Florida St. def. Alabama, 8-5

Championship Series Game Record

12,173 - 2021 WCWS, Session 8 (Championship Series Game 1), June 8, 2021 – Florida St. def. Oklahoma, 8-4

SESSION ATTENDANCE RECORDS (1982-2020)

Session	Year	Record	Matchup
1	2018	8,561	Arizona St. vs. Oregon Washington vs. Oklahoma
2	2019	9,290	Florida vs Oklahoma St. Alabama vs. Oklahoma
3	2019	9,820	UCLA vs. Arizona Oklahoma vs. Oklahoma St.
4	2013	9,698	Florida vs. Nebraska Michigan vs. Arizona St.
5	2015	9,515	Auburn vs. UCLA LSU vs. Alabama
6	2017	9,419	Florida vs. Washington Oklahoma vs. Oregon
7	2000	8,049	UCLA vs. Southern Miss. Oklahoma vs. Arizona
8	2019	8,486	Oklahoma vs. UCLA
9	2013	8,527	Oklahoma vs. Tennessee
10	2016	8,367	Auburn vs. Oklahoma

Championship Series Game Record

8,527 - 2013 WCWS, Session 9, Oklahoma City, OK, June 4, 2013 – Oklahoma def. Tennessee, 4-0

SESSION ATTENDANCE RECORDS (2021-PRESENT)

Session	Date	Record	Matchup
1	June 3, 2021	11,546	James Madison def. Oklahoma, 4-3 (8 innings) Oklahoma St. def. Georgia, 3-2
2	June 3, 2021	10,216	Alabama def. Arizona, 5-1 UCLA def. Florida St., 4-0
3	June 4, 2021	12,337	James Madison def. Oklahoma St., 2-1 Alabama def. UCLA, 6-0
4	June 5, 2021	11,776	Oklahoma def. Georgia, 8-0 Florida St. def. Arizona, 4-3
5	June 5, 2021	12,235	Oklahoma def. UCLA, 10-3 Florida St. def. Oklahoma St., 4-2
6	June 6, 2021	12,370	Oklahoma def. James Madison, 6-3 Florida St. def. Alabama 2-0
7	June 7, 2021	9,916	Oklahoma def. James Madison, 7-1 Florida St. def. Alabama, 8-5
8	June 8, 2021	12,173	Florida St. def. Oklahoma, 8-4
9	June 9, 2021	12,115	Oklahoma def. Florida St., 6-2
10	June 10, 2021	10,830	Oklahoma def. Florida St., 5-1

Championship Series Game Record

12,173 - 2021 WCWS, Session 8 (Championship Series Game 1), June 8, 2021 – Florida St. def. Oklahoma, 8-4

• The total attendance in the 38-year history of the WCWS is 1,588,267

Average attendance in 1980s = 12,013

Average attendance in 1990s = 19,547

Average attendance in 2000s = 45,371

Average attendance in 2010s = 72,747

Average attendance in 2020s = 115,514

Average attendance in Omaha, Nebraska (1982-1987) = 13,054

Average attendance in Oklahoma City, Oklahoma (1990-1995, 1997-2019, 2021) = 47,126#

** New format began in 2005 with additional session because of best-of-three championship series.*

 # 1996 WCWS was held in Columbus, Ga. and 2020 WCWS was not held because of the COVID-19 pandemic.

WCWS INDIVIDUAL RECORDS

BATTING

Minnimum of 10 at-bats

BATTING AVERAGE, SERIES

.750—Leah O'Brien, Arizona, 1994 (9 hits, 12 at-bats)

AT-BATS, GAME

11—Laura Myers, Cal Poly Pomona (0) vs. Texas A&M (1) (25 inn.), 5-24-84; Cindy Foster, Texas A&M (1) vs. Cal Poly Pomona (0) (25 inn.), 5-24-84; Shawn Andaya, Texas A&M (1) vs. Cal Poly Pomona (0) (25 inn.), 5-24-84.

AT-BATS, SERIES

31—Judy Trussell, Texas A&M, 1984.

Runs Scored, Game

4—Lorraine Maynez, UCLA (9) vs. Cal Poly Pomona (0), 5-26-89; Megan Langenfeld, UCLA (16) vs. Florida (3) (six inn.), 6-3-2010.

Runs Scored, Series

10—Kelsey Bruder, Florida, 2011.

Hits, Game

5—Kellyn Tate, Michigan (7) vs. Iowa (9) (14 inn.), 5-27-95; Brandi Macias, Iowa (9) vs. Michigan (7) (14 inn.), 5-27-95; Morgan Stuart, Washington (8) vs. Georgia (9) (nine inn.), 5-31-2009; Kaley Mudge, Florida St. (8) vs. Alabama (5), 6-7-2021.

Hits, Series

14—Kaley Mudge, Florida St., 2021

13—Brittany Lastrapes, Arizona, 2010; Michelle Moultrie, Florida, 2011; Jessie Warren, Florida St., 2018.

Runs Batted In, Game

7—Niki Williams, Washington (8) vs. Georgia (9) (nine inn.), 5-31-2009.

Runs Batted In, Series

11—Andrea Harrison, UCLA, 2010.

Bases On Balls, Game*

4—Veronica Nelson, California (5) vs. Michigan (2), 5-26-2001.

Bases On Balls, Series*

14—Veronica Nelson, California, 2003.

Strikeouts, Game*

5—Brittany Rogers, Alabama (5) vs. Northwestern (6) (10 inn.), 6-1-2006; Nicole Pendley, Oklahoma (7) vs. FLorida (5) (17 inn.), 6-5-17.

Doubles, Game

2—By many players.

Doubles, Series

4—Morgan Stuart, Washington, 2009; Brittany Lastrapes, Arizona, 2010; Kaila Shull, UCLA, 2010.

Triples, Game

1—By many players.

Triples, Series

2—Pattie Holthaus, Texas A&M, 1983; Rina Foster, Cal St. Fullerton, 1986; Andrea Duran, UCLA, 2006; Nicole Mendes, Oklahoma, 2021.

Home Runs, Game

2—12 times, most recent: Brittany Schutte, Florida (5) vs. Missouri (0), 6-5-2010; Megan Langenfeld, UCLA (6) vs. Arizona (5) (eight inn.), 6-7-2010; Stacie Chambers, Arizona (9) vs. UCLA (15), 6-8-2010; Lauren Chamberlain, Oklahoma (4) vs. Alabama (5), 6-6-2012; Jordan Strickland, Baylor (7) vs. Florida St. (2), 5-31-2014, Samantha Show, Oklahoma St. (2) vs. Florida (1), 5-30-19, Alyssa Palomino, Arizona (2) vs. UCLA (6), 5-31-19; Mackenzie Donihoo, Oklahoma (10) vs. UCLA (3), 6-5-21.

Home Runs, Series

4—Stacie Chambers, Arizona, 2010; Andrea Harrison, UCLA, 2010; Megan Langenfeld, UCLA, 2010; Michelle Moultrie, Florida, 2011; Jocelyn Alo, Oklahoma, 2021.

Stolen Bases, Game

3—Leslie Barton, Florida St. (2) vs. Massachusetts (4), 5-23-92.

Stolen Bases, Series

5—Brittany Rogers, Alabama, 2009.

Total Bases, Game

10—Megan Langenfeld (two home runs and two singles, UCLA (6) vs. Arizona (5) (eight inn.), 6-7-2010.

Sacrifice Hits, Game

2—By many players.

Sacrifice Flies, Game

1—By many players.

****Statistics from the 1982 and 1984 finals do not include number of bases on balls and strikeouts per individual; therefore, statistics from those years are not included in these categories.***

PITCHING

Series records minimum 10 innings pitched.

Lowest Earned Run Average, Series

0.00—By many players (most recent: Amanda Scott, Fresno St., 1999).

Wins, Series

6—Taryne Mowatt, Arizona, 2007.

Complete Games, Series

8—Taryne Mowatt, Arizona, 2007.

Innings Pitched, Game

25—Shawn Andaya, Texas A&M (1) vs. Cal Poly Pomona (0) (25 inn.), 5-24-84.

Innings Pitched, Series

60.0—Taryne Mowatt, Arizona, 2007.

Hits Allowed, Game

15—Sarah Akamine, Arizona (9) vs. UCLA (15), 6-8-2010.

Hits Allowed, Series

38—Megan Gibson, Texas A&M, 2008.

Fewest Hits Allowed, Game

(Minimum 7.0 innings pitched)

0—By several players (most recent: Montana Fouts, Alabama [6] vs. UCLA [0], 6-4-2021).

No-Hitter In A Championship Game

Keira Goerl, UCLA (1) vs. California (0), 5-26-2003.

Perfect Games, Series

1—Tracy Compton (3.1 innings pitched) and Debbie Doom (3.2 innings pitched), UCLA (1) vs. Western Mich. (0), 5-29-82; Julie Bolduc (7.0 innings pitched), Adelphi (1) vs. Utah St. (0), 5-25-84; Shawn Andaya (7.0 innings pitched), Texas A&M (1) vs. UCLA (0), 5-24-87; Courtney Blades (7.0 innings pitched), Southern Miss. (1) vs. Arizona (0), 5-25-2000; Montana Fouts, Alabama (6) vs. UCLA (0), 6-4-2021.

Fewest Hits Allowed, Series

0—Tracy Compton, UCLA, 1984.

Runs Allowed, Game

11—Megan Gibson, Texas A&M (0) vs. Arizona St. (11), 6-3-2008; Sarah Akamine, Arizona (9) vs. UCLA (15), 6-8-2010.

Runs Allowed, Series

22—Kenzie Fowler, Arizona, 2010.

Fewest Runs Allowed, Game

(Minimum 7.0 innings pitched)

0—By many players.

Fewest Runs Allowed, Series

0—By many players (most recent: Jessica Burroughs, Florida St., 2016).

Earned Runs Allowed, Game

10—Megan Gibson, Texas A&M (0) vs. Arizona St. (11), 6-3-2008.

Earned Runs Allowed, Series

19—Hannah Rogers, Florida, 2011 (27.2 inn).

Fewest Earned Runs Allowed, Game

(Minimum 7.0 innings pitched)

0—By many players.

Fewest Earned Runs Allowed, Series

0—By many players (most recent: Jessica Burroughs, Florida St., 2016).

Bases On Balls, Game

8—Alicia Hollowell, Arizona (1) vs. California (2) (12 inn.), 5-25-2003; Alicia Hollowell, Arizona (1) vs. California (4), 5-25-2003; Kelsi Dunne, Alabama (1) vs. Arizona St. (3), 5-29-2008; Kenzie Fowler, Arizona (0) vs. Tennessee (9), 6-3-2010; Hannah Rogers, Florida (5) vs. Arizona St. (6), 6-3-2011.

Bases on Balls, Series

29—Taryne Mowatt, Arizona, 2007; Kenzie Fowler, Arizona, 2010.

Fewest Bases On Balls Allowed, Game

(Minimum 7.0 innings pitched)

0—By many players.

Fewest Bases on Balls, Series

0—By many players (most recent: Angela Tincher, Virginia Tech, 2008).

Strikeouts, Game

20—Debbie Doom, UCLA (2) vs. Oklahoma St. (1) (13 inn.), 5-27-1982.

Strikeouts, Series

76—Taryne Mowatt, Arizona, 2007.

FIELDING

Putouts, Game

35—Laura Myers, Cal Poly Pomona (0) vs. Texas A&M (1) (25 inn.), 5-24-84.

Assists, Game

13—Rhonda Wheatley, Cal Poly Pomona (0) vs. Texas A&M (1) (25 inn.), 5-24-84.

Errors, Game

4—Rhonda Wheatley, Cal Poly Pomona (6) vs. Northwestern (3), 5-23-85.

WCWS INDIVIDUAL LEADERS

SINGLE-GAME BATTING RECORDS

At-Bats

No.	Player, Team vs. Opponent	Date
11	Laura Myers, Cal Poly Pomona (0) vs. Texas A&M (1) (25 inn.)	5-24-84
11	Cindy Foster, Texas A&M (1) vs. Cal Poly Pomona (0)	5-24-84
11	Shawn Andaya, Texas A&M (1) vs. Cal Poly Pomona (0)	5-24-84

Runs Scored

No.	Player, Team vs. Opponent	Date
4	Lorraine Maynez, UCLA (9) vs. Cal Poly Pomona (0)	5-26-89
4	Megan Langenfeld, UCLA (16) vs. Florida (3) (6 inn.)	6-3-10
3	Multiple times, most recent: Nicole Mendes, Oklahoma (10) vs. UCLA (3)	6-5-21

Hits

No.	Player, Team vs. Opponent	Date
5	Brandi Macias, Iowa (9) vs. Michigan (7) (14 inn.)	5-27-95
5	Kellyn Tate, Michigan (7) vs. Iowa (9) (14 inn.)	5-27-95
5	Morgan Stuart, Washington (8) vs. Georgia (9) (9 inn.)	5-31-09
5	Kaley Mudge, Florida St. (8) vs. Alabama (5)	6-7-21

Runs Batted In

No.	Player, Team vs. Opponent	Date
7	Niki Williams, Washington (8) vs. Georgia (9) (9 inn.)	5-31-09
6	Andrea Harrison, UCLA (16) vs. Florida (3) (6 inn.)	6-3-10

Base on Balls

No.	Player, Team vs. Opponent	Date
4	Veronica Nelson, California (5) vs. Michigan (2)	5-26-01

Strikeouts

No.	Player, Team vs. Opponent	Date
5	Brittany Rogers, Alabama (5) vs. Northwestern (6) (10 inn.)	6-1-06
5	Macey Hatfield, Oklahoma (7) vs. Florida (5) (17 inn.)	6-5-17
5	Nicole Pendley, Oklahoma (7) vs. Florida (5) (17 inn.)	6-5-17
4	Chris Dimer, South Carolina (1) vs. UCLA (2) (17 inn.)	5-28-83
4	Kim Kirk, Cal St. Fullerton (0) vs. Texas A&M (2) (12 inn.)	5-29-83
4	Gay McNutt, Texas A&M (1) vs. UCLA (0) (14 inn.)	5-29-83
4	Mary Schwind, Texas A&M (1) vs. UCLA (0) (14 inn.)	5-29-83
4	Kara Amundson, DePaul (1) vs. Alabama (2) (12 inn.)	6-4-05
4	Sandy Vojik, DePaul (1) vs. Alabama (2) (12 inn.)	6-4-05
4	Nicole Motycka, Michigan (5) vs. UCLA (2)	6-7-05
4	Lauren Schutzler, Arizona (9) vs. UCLA (15)	6-8-10
4	Dani Leal, Baylor (1) vs. Missouri (0) (13 inn.)	6-4-11
4	Raven Chavanne, Tennessee (3) vs. Oklahoma (5) (12 inn.)	6-3-13
4	Nicole Mendes, Oklahoma (7) vs. Florida (5) (17 inn.)	6-5-17
4	Malia Quarles, UCLA (3) vs. Washington (0) (10 inn.)	6-2-19

*** Statistics from the 1982 and 1984 finals do not include number of bases on balls and strikeouts per individual; therefore, statistics from those years are not included in those categories.*

Doubles

No.	Player, Team vs. Opponent	Date
2	by many players, most recent: Carlie Brandt, Minnesota (3) vs Washington (5)	6-1-19

Triples

No.	Player, Team vs. Opponent	Date
1	by many players, most recent: Nicole Mendes, Oklahoma (7) vs. James Madison (1)	6-7-21

Home Runs

No.	Player, Team vs. Opponent	Date
2	Yvonne Gutierrez, UCLA (11) vs. Massachusetts (1) (5 inn.)	5-24-92
2	Lindsey Collins, Arizona (3) vs. California (0)	5-27-99
2	Francesca Enea, Florida (6) vs. Texas A&M (1)	6-1-08
2	Taylor Schlopy, Georgia (7) vs. Michigan (5)	5-30-09
2	Niki Williams, Washington (8) vs. Georgia (9) (9 inn.)	5-31-09
2	Andrea Harrison, UCLA (16) vs. Florida (3) (6 inn.)	6-3-10
2	Brittany Schutte, Florida (5) vs. Missouri (0)	6-5-10
2	Megan Langenfeld, UCLA (6) vs. Arizona (5) (8 inn.)	6-7-10
2	Stacie Chambers, Arizona (9) vs. UCLA (15)	6-8-10
2	Krista Donnenwirth, Arizona St. (14) vs. Florida (4)	6-6-11
2	Lauren Chamberlin, Oklahoma (4) vs. Alabama (5)	6-6-12
2	Jordan Strickland, Baylor (7) vs. Florida St. (2)	5-31-14
2	Bianka Bell, LSU (4) vs. Georgia (1)	6-5-16
2	Samantha Show, Oklahoma St. (2) vs. Florida (1)	5-30-19
2	Alyssa Palomino-Cardoza, Arizona (2) vs. UCLA (6)	5-31-19
2	Mackenzie Donihoo, Oklahoma (10) vs. UCLA (3)	6-5-21

Grand Slams

No.	Player, Team vs. Opponent	Date
1	Jennifer Simm, UCLA (6) vs. Utah St. (0)	5-23-84
1	Jazlyn Lunceford, Alabama (6) vs. Arizona State (2)	5-30-09
1	Ali Gardiner, Florida (6) vs. Alabama (5)	5-31-09
1	Danielle Lawrie, Washington (9) vs. Georgia (3)	5-31-09
1	Niki Williams, Washington (8) vs. Georgia (9), (9 inn.)	5-31-09
1	Erinn Webb, Tennessee (7) vs. Georgia (5)	6-4-10
1	Andrea Harrsion, UCLA (15) vs. Arizona (9)	6-8-10
1	Brittany Schutte, Florida (16) vs. Alabama (2)	6-5-11
1	Chelsea Herndon, Florida (11) vs. Baylor (0)	5-29-14
1	Lauren Sweet, Michigan (5) vs. Alabama (0)	5-28-15
1	Mysha Sataraka, UCLA (4) vs. Florida St. (8)	6-4-16
1	Emily Carosone, Auburn (11) vs. Oklahoma (7)	6-7-16

Inside the Park Home Runs

No.	Player, Team vs. Opponent	Date
1	Andrea Duran, UCLA (2) vs. Texas (0), 3rd inning	6-3-06
1	Callie Parsons, Oklahoma (3) vs. Louisiana (1), 6th inning	5-31-14

Stolen Bases

No.	Player, Team vs. Opponent	Date
3	Leslie Barton, Florida St. (2) vs. Massachusetts (4)	5-23-92
2	Multiple times, most recent: Kaley Mudge, Florida St (8) vs. Oklahoma (4)	6-8-21

Total Bases

No.	Player, Team vs. Opponent	Date
10	Megan Langenfeld, UCLA (6), vs. Arizona (5) (eight inn.)	6-7-10
8	Yvonne Gutierrez, UCLA (11) vs. Massachusetts (1) (five inn.)	5-24-82
8	Lindsey Collins, Arizona (3) vs. California (0)	5-27-99
8	Francesca Enea, Florida (6) vs. Texas A&M (1)	6-1-08
8	Taylor Schlopy, Georgia (7) vs. Michigan (5)	5-30-09
8	Andrea Harrison, UCLA (16) vs. Florida (3) (6 inn.)	6-3-10
8	Megan Langenfeld, UCLA (16) vs. Florida (3) (6 inn.)	6-3-10
8	Brittany Schutte, Florida (5) vs. Missouri (0)	6-5-10
8	Stacie Chambers, Arizona (9) vs. UCLA (15)	6-8-10
8	Krista Donnenwirth, Arizona St. (14) vs. Florida (4)	6-6-11
8	Jordan Strickland, Baylor (7), Florida State (2)	5-31-14
8	Alex Powers, Florida St. (8) vs. UCLA (4)	6-4-16
8	Bianka Bell, LSU (4) vs. Georgia (1)	6-5-16
8	Samantha Show, Oklahoma St. (2) vs. Florida (1)	5-30-19
8	Alyssa Palomino-Cardoza, Arizona (2) vs. UCLA (6)	5-31-19
8	Mackenzie Donihoo, Oklahoma (10) vs. UCLA (3)	6-5-21

Sacrifice Hits

No.	Player, Team vs. Opponent	Date
2	by several players, most recent: Taylor Clark, Alabama (6) vs. UCLA (0)	6-4-21

Sacrifice Flies

No.	Player, Team vs. Opponent	Date
1	by several players, most recent: Nicole Mendes, Oklahoma (6) vs. Florida St. (2)	6-9-21

SINGLE-GAME PITCHING RECORDS

Most Innings Pitched, Game

No.	Player, Team vs. Opponent	Date
25	Shawn Andaya, Texas A&M (1) vs. Cal Poly Pomona (0) (25 inn.)	5-24-84

Most Hits Allowed, Game

No.	Player, Team vs. Opponent	Date
15	Sarah Akamine, Arizona (9) vs. UCLA (15)	6-8-10

Fewest Hits Allowed, Game (Minimum 7.0 Innings Pitched)

No.	Player, Team vs. Opponent	Date
0	by several players, most recent: Montana Fouts, Alabama (6) vs. UCLA (0) - perfect game	6-4-21

No Hitter in Championship Game

No.	Player, Team vs. Opponent	Date
1	Keira Goerl, UCLA (1) vs. California (0)	5-26-03

Most Runs Allowed, Game

No.	Player, Team vs. Opponent	Date
11	Megan Gibson, Arizona (11) vs. Texas A&M (0)	6-3-08
11	Sarah Akamine, Arizona (9) vs. UCLA (15), 6-8-10	6-8-10
11	Whitney Canion, Baylor (0) vs. Florida (11), 5-29-14	5-29-14

Most Earned Runs Allowed, Game

No.	Player, Team vs. Opponent	Date
10	Megan Gibson, Arizona (11) vs. Texas A&M (0)	6-3-08
10	Ally Carda, UCLA (10) vs. Auburn (11) (10 inn.)	5-30-15

Fewest Runs Allowed, Game (Minimum 7.0 innings pitched)

No.	Player, Team vs. Opponent	Date
0	by many players –10 times in 2007; 9 times in 2008; 4 times in 2009; 4 times in 2013 (most recent: Montana Fouts, Alabama (6) vs. UCLA (0))	6-4-21

Fewest Earned Runs Allowed, Game (Minimum 7.0 innings pitched)

No.	Player, Team vs. Opponent	Date
0	by many players - 12 in 2007; 9 times in 2008; 6 times in 2014, (most recent: most recent: Montana Fouts, Alabama (6) vs. UCLA (0))	6-4-21

Base on Balls, Game

No.	Player, Team vs. Opponent	Date
12	Ally Carda, UCLA (10) vs. Auburn (11)	5-30-15
9	Leslie Malerich, Florida St. (2) vs. UCLA (1)	5-23-02
9	Lexi Davis, Auburn (2) vs. Florida (3)	5-31-15
8	Hannah Rogers, Florida (5) vs. Arizona St. (6)	2011
8	Kelsi Dunne, Alabama (1) vs. Arizona State (3)	2008
8	Alicia Hollowell, Arizona (1) vs. California (4)	2003
8	Alicia Hollowell, Arizona (1) vs. California (2)	2003
8	Jennie Finch, Arizona (0) vs. California (2)	2002

Fewest Base on Balls Allowed, Game (Minimum 7.0 innings pitched)

No.	Player, Team vs. Opponent	Date
0	by many players - 4 times in 2008 and 2014; 3 times in 2007; 2 times in 2013 (most recent: most recent: Montana Fouts, Alabama (6) vs. UCLA (0))	6-4-21

Strikeouts

No.	Player, Team vs. Opponent	Date
20	Debbie Doom, UCLA (2) vs. Oklahoma St. (1) (13 inn.)	5-27-82
19	Angela Tincher, Virginia Tech (0) vs. Florida (2) (9 inn.)	5-31-08
19	Chelsea Thomas, Missouri (0) vs. Baylor (1) (13 inn.)	6-4-11
19	Cat Osterman, Texas (1) vs. Arizona (0)	6-5-05
19	Britni Sneed, LSU (2) vs. Oklahoma (1)	5-26-01
18	Lisa Ishikawa, Northwestern (0) vs. Texas A&M (1) (12 inn.)	5-28-84
18	Cat Osterman, Texas (2) vs. Arizona State (0)	6-1-06

Strikeouts (seven inning game or less)

No.	Player, Team vs. Opponent	Year
18	Cat Osterman, Texas (2) vs. Arizona State (0)	2006
17	Monica Abbott, Tennessee (3) vs. Northwestern (0)	2007
17	Cat Osterman, Texas (3) vs. Alabama (0)	2005
17	Cat Osterman, Texas (1) vs. California (0)	2003
17	Lisa Ishikawa, Northwestern (1) vs. Adelphi (0)	1984
16	Taran Alvelo, Washington (1) vs. Oklahoma St. (0)	2019
16	Keilani Ricketts, Oklahoma (3) vs. California (0)	2012
16	Monica Abbott, Tennessee (2) vs. Texas A&M (0)	2007
16	Monica Abbott, Tennessee (1) vs. Arizona (0)	2007
16	Tracy Compton, UCLA (1) vs. Northwestern (0)	1985
16	Montana Fouts, Alabama (6) vs. UCLA (0)	6-4-21

Most Wild Pitches

No.	Player, Team vs. Opponent	Year
4	Keilani Ricketts, Oklahoma (4) vs. Alabama (5)	2012
3	Danielle Watson, Florida St. (8) vs. Oklahoma (4)	6-8-21
3	Maureen Davies, Princeton (1) vs. Arizona (9)	1995
3	Lisa Fernandez, UCLA (1) vs. Arizona (5)	1991
3	Ginnie Scheller, Arizona (0) vs. Oklahoma St. (4)	1989
3	Lori Stoll, Texas A&M (0) vs. South Carolina (2)	1983

No.	Player, Team vs. Opponent	Year
2	Multiple times, most recent: Logan Simunek, Oklahoma St. (2) vs. Florida St. (4)	6-5-21

Most Hit Batters

No.	Player, Team vs. Opponent	Year
5	Megan Beta, Michigan (1) vs. Florida (4)	2015
5	Keilani Ricketts, Oklahoma (6) vs. Alabama (8)	2012
4	Rainey Gaffin, Tennessee (2) vs. Florida (7)	2015
4	Whitney Canion, Baylor (3) vs. Florida (6)	2014
4	Kristina Thorson, California (2) vs. Oklahoma (1)	2004
3	Logan Simunek, Oklahoma St. (1) vs. Oklahoma (6)	2019
3	Carley Hoover, LSU (3) vs. Oklahoma (7)	2016
3	Lauren Haeger, Florida (4) vs. Michigan (1)	2015
3	Ally Carda, UCLA (7) vs. Oregon (1)	2015
3	Hillary Bach, Arizona St. (2) vs. Alabama (6)	2009
3	Nikki Nemitz, Michigan (6) vs. Alabama (1)	2009
3	Kelsi Dunne, Alabama (1) vs. Arizona St. (3)	2008
3	Monica Abbott, Tennessee (2) vs. Michigan (0)	2005
3	Jocelyn Forest, California (1) vs. Fresno St. (0)	1999
3	Connie Clark, Cal St. Fullerton (1) vs. Long Beach St. (0)	1986
2	Multiple times, most recent: Odicci Alexander, James Madison (1) vs. Oklahoma (7)	6-7-21

No-Hitters

Player, Team vs. Opponent	Date
*Tracy Compton (3.1) and Debbie Doom (3.2), UCLA (1) vs. Western Mich. (0)	5-29-82
Kathy Van Wyk, Cal St. Fullerton (1) vs. Western Mich. (0) – 5-29-82 (8 inn.)	5-29-82
*Julie Bolduc, Adelphi (1) vs. Utah St. (0)	5-25-84
Lori Sippel, Nebraska (6) vs. Louisiana Tech (0)	5-23-85
Connie Clark, Cal St. Fullerton (3) vs. Texas A&M (0)	5-24-86
*Shawn Andaya, Texas A&M (1) vs. UCLA (0)	5-24-87
Tiffany Boyd, UCLA (3) vs. South Carolina (0) (perfect game broken up in 7th)	5-24-89
Lisa Fernandez, UCLA (3) vs. UConn (0)	5-27-93
Lisa Fernandez, UCLA (2) vs. CSUN (0)	5-29-93
Dee Weiman (3.0) and Burns (2.0), UCLA (9) vs. Ill.-Chicago (0) (5 inn.)	5-28-94
Cheryl Longaway, Louisiana (5) vs. Michigan (0)	5-26-95
*Tanya Harding, UCLA (3) vs. Louisiana (0)	5-26-95
Amanda Scott, Fresno St. (8) vs, Michigan (0) (5 inn.)	5-22-98
*Courtney Blades, Southern Miss. (1) vs. Arizona (0)	5-25-00
#Keira Goerl, UCLA (1) vs. California (0) (9 inn.)	5-26-03
Danielle Lawrie, Washington (3) vs. DePaul (1)	5-31-07
Monica Abbott, Tennessee (2) vs. Texas A&M (0)	5-31-07
Kelani Ricketts, Oklahoma (7) vs. Michigan (1)	5-30-13
*Montana Fouts, Alabama (6) vs. UCLA (0)	6-4-21

**Perfect game #Championship Game*

Perfect Games

Player, Team vs. Opponent	Date
Tracy Compton (3.1) and Debbie Doom (3.2), UCLA (1) vs. Western Mich. (0)	5-29-82
Julie Bolduc, Adelphi (1) vs. Utah St. (0)	5-25-84
Shawn Andaya, Texas A&M (1) vs. UCLA (0)	5-24-87
Tanya Harding, UCLA (3) vs. Louisiana (0)	5-26-95
Courtney Blades, Southern Miss. (1) vs. Arizona (0)	5-25-00
Montana Fouts, Alabama (6) vs. UCLA (0)	6-4-21

SINGLE-GAME FIELDING RECORDS

Putouts

No.	Player, Team vs. Opponent	Date
35	Laura Myers, Cal Poly Pomona (0) vs. Texas A&M (1) (25 inn.)	5-24-84
28	Mary Schwind, Texas A&M (1) vs. Cal Poly Pomona (0)	1984
24	Janell Wheaton, Florida (5) vs. Oklahoma (7) (17 inn.)	6-5-17
23	Michelle Silver, Michigan (7) vs. Iowa (9)	1995

Assists

No.	Player, Team vs. Opponent	Date
13	Rhonda Wheatley, Cal Poly Pomona (0) vs. Texas A&M (1) (25 inn.)	5-24-84
12	Roni Deutch, California (0) vs. Texas A&M (1)	1986
10	Kelsey Arnold, Oklahoma (7) vs. Florida (5) (17 inn.)	6-5-17
9	Multiple times	

Errors

No.	Player, Team vs. Opponent	Date
4	Rhonda Wheatley, Cal Poly Pomona (6) vs. Northwestern (3)	5-23-85
3	Multiple times	

SERIES BATTING RECORDS

Batting Avg
1. Leah O'Brien-ARIZ94 .750
2. Megan Langenfeld-UCLA10 .706
3. Brandi Shriver-ARIZ95 .667
   Leah O'Brien-ARIZ95 .667
5. Christy Ring-OKLA01 .636

Runs Scored
1. Kelsey Bruder-FLA11 10
2. Michelle Moultrie-FLA11 9
   Tiffany Howard-AU16 9
4. Caitlin Lowe-ARIZ06 8
   Megan Langenfeld-UCLA10 8
   Nicole Mendes, OU21 8

Doubles
1. Morgan Stuart-WASH09 4
   Brittany Lastrapes-ARIZ10 4
   Kaila Shull-UCLA10 4
4. 10 tied at 3

Total Bases
1. Michelle Moultrie-FLA11 27
2. Megan Langenfeld-UCLA10 26
   Jocelyn Alo, OU21 26
4. Lauren Chamberlain-OKLA13 22
5. Jessie Warren-FLST18 21
6. Mackenzie Donihoo, OU21 20
   Kinzie Hansen, OU21 20
8. Lauren Chamberlain-OKLA12 19
   Andrea Harrison-UCLA10 19
   Annie Lockwood-ASU11 19

Sac Bunts
1. Charis Monroe-CSUF86 5
   Emily Zaplatosch-UCLA04 5
3. Haley Woods-CAL03 4
   Pam Edde-CSUF82 4
   Rina Foster-CSUF87 4

Total Plate Appearances
1. Judy Trussell-TAMU84 33
   Josie Carter-TAMU84 33
3. Iva Jackson-TAMU84 32
4. Cindy Cooper-TAMU84 31
   Caitlin Lowe-ARIZ07 31
   Jocelyn Alo, OU21 31
   Kinzie Hansen, OU21 31
   Tiare Jennings, OU21 31

Strikeouts
1. Ashley Crane-NU06 12
   Krista Dempsey-NU84 11
3. Grace Leutele-MICH05 11
   Carsyn Gordon-FLST18 11
   Cassidy Davis, FLST21 11
5. 9 tied at 10

Slugging Pct
1. Megan Langenfeld-UCLA10 1.529
2. Lauren Haeger-FLA15 1.286
   Aaliyah Jordan-UCLA19 1.286
4. Toni Mascarenas-ARIZ01 1.200
   Bailey Hemphill, AL21 1.200
6. Annie Lockwood-ASU11 1.188

Hits
1. Kaley Mudge-FSU21 14
2. Brittany Lastrapes-ARIZ10 13
   Jessie Warren-FLST18 13
   Michelle Moultrie-FLA11 13
5. Karissa Buchanan-ARIZ10 12
   Megan Langenfeld-UCLA10 12

Triples
1. Pattie Holthaus-TAMU83 2
   Rina Foster-CSUF86 2
   Lauren Chamberlain-OKLA13 2
   Andrea Duran-UCLA06 2
   Nicole Mendes, OU21 2

Walks
1. Veronica Nelson-CAL03 15
2. Veronica Nelson-CAL02 9
   Stacey Nuveman-UCLA01 9
   Kelsey Bruder-FLA11 9
5. Kaitlin Cochran-ASU08 8
   Jenny Dalton-ARIZ96 8
   Sydney Sherrill, FLST21 8

Sac Flies
1. Leah O'Brien-ARIZ93 2
   Brooke Thomason-NEB13 2
   Lindsay Montemarano-MICH15 2
   Stephanie Tofft-FLA14 2

At Bats
1. Judy Trussel-TAMU84 30
   Josie Carter-TAMU84 30
3. Cindy Foster-TAMU84 29
   Caitlin Lowe-ARIZ07 29
5. 7 tied at 28

Caught Stealing
1. Tami Pearson-ULL93 2
   Mary Ricks-UCLA83 2
   Erin Evans-OKLA01 2
   Julie Smith-TAMU87 2
   Carsyn Gordon-FLST18 2
   Terri Huggins-ADEL84 2
   Lisa Bruss-NU84 2
   Suzanne Olcott-ALA00 2
   Dana Way-MIZZOU94 2

On Base Pct
1. Megan Langenfeld-UCLA10 .783
2. Leah O'Brien-ARIZ94 .733
3. Lauren Haeger-FLA15 .727
4. Leah O'Brien-ARIZ95 .714
   Christy Ring-OKLA01 .714
   Aaliyah Jordan-UCLA19 .714

Runs Batted In
1. Andrea Harrison-UCLA10 11
2. Niki Williams-WASH09 10
   Stacie Chambers-ARIZ10 10
   Mackenzie Donihoo, OU21 10
5. Elizabeth Mason-FLST18 9
   Megan Langenfeld-UCLA10 9

Home Runs
1. Megan Langenfeld-UCLA10 4
   Michelle Moultrie-FLA11 4
   Andrea Harrison-UCLA10 4
   Stacie Chambers-ARIZ10 4
   Jocelyn Alo-OU21 4
6. 14 tied at 3

Hit By Pitch
1. Francesca Enea-FLA10 4
2. 10 tied at 3

Stolen Bases
1. Dani Morgan-FLST18 7
2. Brittany Rogers-ALA09 5
   Kirsti Merritt-FLA15 5
4. Alison Johnsen-ARIZ96 4
   Caitlin Lowe-ARIZ06 4
   Kenora Posey-TN07 4
   Jamia Reid-CAL12 4
   Judy Trussell-TAMU84 4

Steal Attempts
1. Dani Morgan-FLST18 7
2. Kirsti Merritt-FLA15 5
   Judy Trussell-TAMU84 5
   Brittany Rogers-ALA09 5
5. 9 tied at 4

Grounded Into DP
1. Ali Gardiner-FLA09 2
   Leslie Rover-UCLA83 2
   Jocelyn Alo, OU21 2
   Kinzie Hansen, OU21 2

Avg vs Left
1. Terri Pearson-CSUN94 1.000
   Kelly Christner-MICH15 1.000
   Katie Swan-ARIZ97 1.000
   Leslie Klein-LSU04 1.000
   Taylor Schlopy-UGA09 1.000
   Barbara Young-UCLA82 1.000
   Brianna Hesson-UGA09 1.000
   Rene Polanco-FREST82 1.000
   Mindy Williams-WASH96 1.000
   Ashley Pauly-UGA09 1.000

Avg w/2 Outs
1. Barbara Young-UCLA82 1.000
   Rene Polanco-FREST82 1.000
   K.K. McCoy-OKST94 1.000
   Karleen Moore-IND86 1.000
   Jackie Vasquez-ASU08 1.000
   Brandi Shriver-ARIZ95 1.000
   Erin Helgeland-WASH99 1.000
   Frances Reed-CAL86 1.000
   Alix Johnson-ASU11 1.000
   Aaliyah Jordan-UCLA 19 1.000
   Jocelyn Alo-OU21 1.000

Avg w/Bases Loaded
1. Chelsie Mesa-ARIZ07 1.000
   Pattie Holthaus-TAMU84 1.000
   Chelsea Spencer-CAL03 1.000
   Samantha Findlay-MICH05 1.000
   Jenn Salling-WASH09 1.000
   Autumn Champion-ARIZ06 1.000
   Dot Richardson-UCLA83 1.000
   Andrea Harrison-UCLA10 1.000
   Sierra Lawrence-MICH15 1.000
   Jennifer Simm-UCLA84 1.000

Pinch Hitting Avg
1. Jordan Roberts-FLA18 1.000
   Kylee Muir-NEB13 1.000
   Natalie Brock-TN05 1.000
   Terry Keasling-CSUF82 1.000
   Kristen Dedmon-UCLA04 1.000
   Dina Buccola-ASU87 1.000
   Tory Parks-TAMU86 1.000
   Kristi Hanks-IOWA01 1.000
   Jessica Mapes-ASU08 1.000
   Amanda Vargas-MICH15 1.000

2-Out RBIs
1. Annie Lockwood-ASU11 8
   Mackenzie Donihoo-OU21 8
3. Sydney Sherrill-FLST18 7
   Taylor Pack-UCLA18 7
5. Shay Knighten-OKLA17 6
   Bailey Hemphill-ALA19 6

Fly Outs
1. Chelsie Mesa-ARIZ06 11
2. Alleah Poulson-UCLA97 11
   Lorraine Maynez-UCLA91 11
4. 7 tied at 10

Avg vs Right
1. Noelle Hee-WASH18 1.000
2. Leah O'Brien-ARIZ94 .750
3. Megan Langenfeld-UCLA10 .714
   Taylor Pack-UCLA18 .714

Avg w/Bases Empty
1. Lauren Burke-ORE18 1.000
   Julie Williams-CSUF95 1.000
   Amber Freeman-ASU12 1.000
   Jaime Clark-WASH00 1.000
   Alysia Hamilton-OKST11 1.000
   Lora Migliaccio-FLST91 1.000
   Sydney Booker-ALA16 1.000
   Callista Banister-ARIZ08 1.000

	Cathi Hall-CSUF87	1.000
	Kendyl Lindaman-FLA19	1.000

Avg w/RBI Ops

1.	Mary Ricks-UCLA83	1.000
	Kelsey Arnold-OKLA17	1.000
	Taryne Mowatt-ARIZ06	1.000
	April Austin-OKST94	1.000
	Bea Chiaravanont-UCLA88	1.000
	Kenora Posey-TN07	1.000
	Krista Colburn-UCLA06	1.000
	Caitlyn Benyi-UCLA04	1.000
	Jamia Reid-CAL12	1.000
	Emily Zaplatosch-UCLA05	1.000

Pinch Hit At Bats

1.	Shelby Mertins-NEB85	5
	Lynnsie Elam-OU21	5
3.	Vicki Morr-IND86	4
	Cathi Hall-CSUF87	4
	Kylie Lundberg-OKLA19	4
	Malia Quarles-UCLA19	4

Runners Advanced

1.	Nicole DeWitt-FLA15	6
	Emily Zaplatosch-UCLA04	6
	Kaylyn Castillo-ASU11	6
	Falepolima Aviu-OKLA17	6
5.	18 tied at	5

Ground Outs

1.	Charis Monroe-CSUF86	14
2.	Carrie Austgen-TAMU83	13
	Katie Swan-ARIZ97	13
4.	4 tied at	12

Pct Reach As Leadoff

1.	Shay Knighten-OKLA17	1.000
	Jennifer Simm-UCLA84	1.000
	Mary Ricks-UCLA85	1.000
	Lisa Guise-ARIZ91	1.000
	Stacy Sunny-UCLA88	1.000
	Tonia Brown-OKST94	1.000
	Jan Pierini-CSUF83	1.000
	Kaylyn Castillo-ASU11	1.000
	Kaila Shull-UCLA10	1.000
	Jodie Legaspi-UCLA05	1.000

Avg w/Runners

1.	Kelsey Arnold-OKLA17	1.000
	April Austin-OKST94	1.000
	Krista Colburn-UCLA06	1.000
	Dee Douglas-LSU01	1.000
	Debby Day-ARIZ92	1.000
	Amy Geldbach-LBSU92	1.000
	Kathy Stowell-CPP85	1.000
	Kayla Braud-ALA11	1.000
	Ann Schroeder-NEB84	1.000
	Roberta Garcia-FREST82	1.000
	Bailey Hemphill-AL21	1.000

Pct Adv Runners

1.	Kelsey Arnold-OKLA17	1.000
	April Austin-OKST94	1.000
	Judy Trussell-TAMU86	1.000
	Lorraine Maynez-UCLA89	1.000
	Melissa Wielandt-IOWA95	1.000
	Julie Smith -FREST90	1.000
	Edna Figueroa-FREST82	1.000
	Dot Richardson-UCLA82	1.000
	Krista Colburn-UCLA06	1.000
	Jenny Ketchum-FREST82	1.000

Pinch Hits

1.	Cathi Hall-CSUF87	2
	Monica Tourville-UCLA88	2
	Kylee Muir-NEB13	2
	Natalie Brock-TN05	2
	Terry Keasling-CSUF82	2
	Christy Hebert-IOWA97	2
	Jordan Roberts-FLA18	2
	Rylie Boone-OU21	2

Runners Left on Base

1.	Sam Banister-ARIZ07	14
2.	Grace Leutele-MICH05	13
3.	Georgia Casey-OKLA12	12
	Brigette Del Ponte-ARIZ10	12
	Stacie Chambers-ARIZ10	12
	Jackie Coburn-ARIZ02	12

Hits Per Game

1.	Kellyn Tate-MICH95	2.50
2.	Megan Langenfeld-UCLA10	2.40
3.	Christy Ring-OKLA01	2.33
4.	Laura O'Brien-ARIZ94	2.25
5.	Lorraine Maynez-UCLA89	2.00

Triples Per Game

1.	Andrea Duran-UCLA06	0.50
2.	Lauren Chamberlain-OKLA13	0.40
	Rina Foster-CSUF86	0.40
4.	Pattie Holthaus-TAMU83	0.33

Stolen Bases Per Game

1.	Brittany Rogers-ALA09	1.25
2.	Dani Morgan-FLST18	1.00
	Jamia Reid-CAL12	1.00
	Alison Johnsen-ARIZ96	1.00
5.	Kirsti Merritt-FLA15	0.83

At Bats Per Game

1.	Annette Jones-CPP84	7.50
2.	Laura Myers-CPP84	7.00
	Jeannette Tjaarda-CPP84	7.00
4.	Jenny Moore-CPP84	6.50
	Lisa Bassi-CPP84	6.50

Runs Scored Per Game

1.	Megan Langenfeld-UCLA10	1.60
2.	Tiffany Howard-AU16	1.50
3.	Kelsey Bruder-FLA11	1.43
4.	Lauren Chamberlain-OKLA13	1.40
	Brianna Turang-OKLA13	1.40
	Kirsti Merritt-FLA19	1.40
	Bubba Nickels-UCLA19	1.40

Homers Per Game

1.	Andrea Harrison-UCLA10	0.80
	Megan Langenfeld-UCLA10	0.80
3.	Toni Mascarenas-ARIZ01	0.75
	Kate Gordon-JMU21	0.75
5.	Lauren Chamberlain-OKLA13	0.60
	Annie Lockwood-ASU11	0.60
	Aaliyah Jordan-UCLA19	0.60
	Samantha Camuso-UCLA10	0.60

Walks Per Game

1.	Jamie McCandish-CPP84	2.50
	Veronica Nelson-CAL03	2.50
3.	Stephanie Tofft-FLA13	1.67
4.	Dani Yudin-UCLA10	1.40
5.	Kelsey Bruder-FLA11	1.29

Plate Appearances/Game

1.	Laura Myers-CPP84	8.00
2.	Annette Jones-CPP84	7.50
	Jeannette Tjaarda-CPP84	7.50
	Lisa Bassi-CPP84	7.50
	Jenny Moore-CPP84	7.50

Doubles Per Game

1.	Kelly Kovach-MICH95	1.00
2.	Kaila Shull-UCLA10	0.80
3.	Carlee Wallace-AU15	0.75
4.	8 tied at	0.67

RBIs Per Game

1.	Andrea Harrison-UCLA10	2.20
2.	Tammy Utley-IOWA97	2.00
3.	Megan Langenfeld-UCLA10	1.80
4.	Toni Masarenas-ARIZ01	1.75
	Taylor Pack-UCLA18	1.75

Strikeouts Per Game

1.	Tiffany Howard-AU16	0.00
	Christie Ambrosi-UCLA97	0.00
	Julie Smith-TAMU87	0.00
	Tricia Mang-UCLA84	0.00
	Lisa Fernandez-UCLA91	0.00
	Carrie Austgen-TAMU83	0.00
	Amy Chellevold-ARIZ93	0.00
	Alleah Poulson-UCLA97	0.00
	Sandra Arledge-UCLA87	0.00
	Shanna Flynn-UCLA88	0.00
	Bailey Hemphill-AL21	0.00

SERIES PITCHING RECORDS

Earned Run Avg

1.	Amy Day-OKST94	0.00
	Lisa Fernandez-UCLA92	0.00
	Susie Parra-ARIZ92	0.00
	Marcie Green-FREST90	0.00
	Scott-FREST98	0.00
	Connie Clark-CSUF86	0.00
	Dena Carter-OKST90	0.00
	Julie Bolduc-ADEL85	0.00
	Karen Snelgrove-MIZZOU91	0.00
	Susie Parra-ARIZ94	0.00

Batters Struck Out

1.	Taryne Mowatt-ARIZ07	76
2.	Monica Abbott-TN07	75
3.	Keilani Ricketts-OKLA12	64
	Alicia Hollowell-ARIZ06	64
5.	Jennie Ritter-MICH05	60

Saves

1.	Paige Lowary-OKLA17	3
2.	Jackie Traina-ALA11	2

Games Finished

1.	Paige Lowary-OKLA17	4
	Kathryn Sandercock-FLST21	4
3.	Amie Stewart-UNLV95	3
	Delanie Gourley-FLA17	3
	Jackie Traina-ALA11	3
	Alison Owen-UGA10	3
	Hannah Rogers-FLA11	3
	Haylie Wagner-MICH15	3

Sac Flies Allowed

1.	Ally Carda-UCLA15	3
2.	13 tied at	2

Wild Pitches

1.	Keilani Ricketts-OKLA12	7
2.	Erin Arevalo-UGA10	6
3.	Lisa Fernandez-UCLA91	5
	Ally Carda-UCLA15	5
	Holly Aprile-UMASS92	5

Intentional BB Allowed

1.	Sara Driesenga-MICH13	3
2.	29 tied at	2

Earned Runs Allowed

1.	Susie Parra-ARIZ92	0
	Marcie Green-FREST90	0
	Tracy Compton -UCLA84	0
	Lisa Fernandez-UCLA92	0
	Kim Moe-CAL86	0
	Tracy Compton-UCLA85	0
	Connie Clark-CSUF86	0
	Leanne Tyler-OKST98	0
	Kristina Thorson-CAL05	0
	Kristie Skoglund-UTAHST84	0

Opposing Bat Avg

1.	Susan Lefebvre-CSUF86	.063
2.	Connie Clark-CSUF86	.070
3.	Lisa Fernandez-UCLA93	.073
4.	Tracy Compton-UCLA85	.074
5.	Mori Emmons-NEB85	.077

Batters SO Out Looking

1.	Alicia Hollowell-ARIZ06	22
2.	Katie Burkhart-ASU08	19
	Kristin Schmidt-LSU04	19
4.	Danielle Lawrie-WASH09	18
5.	Taryne Mowatt-ARIZ07	17

Appearances

1.	Taryne Mowatt-ARIZ07	8
	Kathryn Sandercock-FLST21	8
3.	Megahn King-FLST18	7
	Kenzie Fowler-ARIZ10	7
	Jennie Ritter-MICH05	7
5.	15 tied at	6

Games In Relief

1.	Rachael Walters-AU15	4
	Paige Lowary-OKLA17	4
	Jackie Traina-ALA11	4
	Kathryn Sandercock-FLST21	4
4.	9 tied at	3

Losses

1.	Megan Gibson-TAMU08	3
	Kenzie Fowler-ARIZ10	3
	Giselle Juarez-OKLA19	3

Balks

1.	Kenzie Fowler-ARIZ10	9
2.	Stephanie Brombacher-FLA10	2
	Ensley Gammel-FLA10	2
	Stephanie Brombacher-FLA11	2
	Sara Nevins-USF12	2
	Christie Hamilton-UGA09	2
	Sarah Akamine-ARIZ10	2

Fewest Hits Allowed

1.	Mori Emmons-NEB85	3
	Kristina Thorson-CAL05	3
	Susan Lefebvre-CSUF86	3
4.	Julie Bolduc-ADEL84	4
	Leanne Tyler-OKST98	4

Walks Allowed

1.	Mary Letourneau-LBSU92	0
	Susie Parra-ARIZ92	0
	Angela Tincher.-VT08	0
	Teresa Wilson-MIZZOU83	0
	Becky Lemke-ARIZ99	0
	Mary Letourneau-LBSU91	0
	Amanda Scott-FREST98	0

Home Runs Allowed

1.	Amy Unterbrink-IND86	0
	Angelica Selden-UCLA08	0
	Kristin Peterson-ADEL88	0
	Susie Parra-ARIZ92	0
	Lori Romeiro-FREST84	0
	Marie Barda-MICH01	0
	Lisa Fernandez-UCLA93	0
	Lucy Casarez-ASU82	0
	Hannah Rogers-FLA14	0
	Montana Fouts-ALA19	0
	Lexi Kilfoyl-ALA21	0

Innings Pitched

1.	Taryne Mowatt-ARIZ07	60.0
2.	Jennie Ritter-MICH05	53.0
3.	Shawn Andaya-TAMU84	52.0
4.	Shawn Andaya-TAMU87	48.0
	Kelly Anderson-CAL03	48.0

Wins

1.	Taryne Mowatt-ARIZ07	6
2.	10 tied at	5

Games Started

1.	Taryne Mowatt-ARIZ07	8
2.	Kenzie Fowler-ARIZ10	7
	Jennie Ritter-MICH05	7
4.	10 tied at	6

Sac Bunts Allowed

1.	Jennie Ritter-MICH05	9
	Debbie Mygind-CSUF85	9
	Shawn Andaya-TAMU84	9
4.	4 tied at	8

Runners Picked Off

1.	Christa Yorke-FREST91	3
2.	6 tied at	2

Hit Batters

1.	Keilani Ricketts-OKLA12	9
	Mega Betsa-MICH15	9
3.	Kelsi Dunne-ALA08	7
4.	Lauren Haeger-FLA15	6
5.	Monica Abbott-TN05	6

Runs Allowed

1.	Susie Parra-ARIZ92	0
	Marcie Green-FREST90	0
	Tracy Compton-UCLA84	0
	Lisa Fernandez-UCLA92	0
	Kim Moe-CAL86	0
	Tracy Compton-UCLA85	0
	Connie Clark-CSUF86	0
	Leanne Tyler-OKST98	0
	Kristina Thorson-CAL05	0

Doubles Allowed

1.	Taryne Mowatt-ARIZ07	0
	Leslie Malerich-FLST02	0
	Kelsi Dunne-ALA09	0
	Angelica Selden-UCLA08	0
	Chelsea Thomas-MIZZOU11	0
	Susie Parra-ARIZ92	0
	Lori Romeiro-FREST84	0
	Marie Barda-MICH01	0
	Lisa Fernandez-UCLA93	0
	Maureen Brady-FREST94	0
	Montana Fouts-AL21	0

B/Avg vs Left

1.	Shawn Andaya-TAMU84	.000
	Monica Abbott-TN05	.000
	Terry Carpenter-FREST91	.000
	Heather Compton-UCLA91	.000
	Debby Day-ARIZ91	.000
	Holly Aprile-UMASS92	.000
	Rhonda Wheatley-CPP85	.000
	Wende Ward-FREST82	.000
	Cat Osterman-TEXAS05	.000
	DeDe Weiman-UCLA94	.000

B/Avg w/2 Outs

1.	Taryne Mowatt-ARIZ07	.076
2.	Monica Abbott-TN07	.075
3.	Keilani Ricketts-OKLA12	.064
	Alicia Hollowell-ARIZ06	.064
5.	Jennie Ritter-MICH05	.060

Ground Ball Outs

1.	Kelly Anderson-CAL03	89
2.	Shawn Andaya-TAMU87	69
3.	Stacey Nelson-FLA08	60
4.	Lisa Fernandez-UCLA93	58
5.	2 tied at	57

Fly Outs/Game

1.	Karen Wongstrom-CMU87	13.47
2.	Kristin Nottelmann-MIZZOU10	12.25
3.	Lauren Haeger-FLA13	12.08
4.	Lori Thompson-CPP89	11.61
5.	Kristina Thorson-CAL05	11.52

B/Avg vs Right

1.	Susan Lefebvre-CSUF86	.044
2.	Donna Deardorff-NEB87	.045
3.	Alexis Osorio-ALA15	.053
4.	Jennifer Spediacci-WASH00	.063
5.	Eileen Canney-NU07	.064

B/Avg w/Runners

1.	Rhonda Wheatley-CPP84	.000
	Jeanne Wagner-NEB82	.000
	Tina Schell-OKST82	.000
	Tracey Huclack-OKST82	.000
	Candi Letts-CREI82	.000
	Debbie Doom-UCLA82	.000
	Wende Ward-FREST82	.000
	Tracy Compton-UCLA85	.000
	Tracy Compton-UCLA84	.000

Fly/Ground Outs

1.	Taryne Mowatt-ARIZ08	5.00
2.	Dallas Escobedo-ASU11	4.73
3.	Ashley Brignac-ULL08	4.20
4.	Kristin Nottelmann-MIZZOU10	3.50

5. Shannon Saile-OU21 3.40
6. Lisa Longaker-UCLA87 3.10

Ground Outs/Game

1. Debbie Bilbao-IOWA96 15.44
2. April Trupp-CREI86 15.00
3. Holly Aprile-UMASS92 14.76
4. Makayla Martin-AU16 14.18
5. Amanda Scott-FREST97 13.68

B/Avg vs Leadoff

1. Rhonda Wheatley-CPP84 .000
   Jeanne Wagner-NEB82 .000
   Tina Schell-OKST82 .000
   Candi Letts-CREI82 .000
   Tracey Huclack-OKST82 .000

Fly Ball Outs

1. Lisa Longaker-UCLA88 57
2. Dallas Escobedo-ASU11 52
   Taryne Mowatt-ARIZ07 52
4. Jennie Ritter-MICH05 51
5. Darlene Lowery-USC83 50

Ground/Fly Outs

1. Bonni Kinne-WMU82 8.00
2. Sara Driesenga-MICH13 7.60
3. Amanda Scott-FREST97 7.17
4. Amanda Scott-FREST99 5.80
5. Amanda Freed-UCLA99 5.40

Innings Per Game

1. Rhonda Wheatley-CPP84 21.00
2. Susie Parra-ARIZ92 12.00
   Stephani Williams-KAN92 12.00
   Tracey Huclack-OKST82 12.00
   Debbie Doom-UCLA83 11.00

Batters Faced/Game

1. Kaylee Carlson-AU16 37.55
2. Giselle Juarez-ASU18 36.40
3. Ally Carda-UCLA15 36.09
4. Debbie Bilbao-IOWA97 35.28
5. Tatum Edwards-NEB13 35.17

Earned Runs/Game

1. Amy Day-OKST94 0.00
   Lisa Fernandez-UCLA92 0.00
   Marcie Green-FREST90 0.00
   Susie Parra-ARIZ92 0.00
   Amanda Scott-FREST98 0.00
   Connie Clark-CSUF86 0.00
   Dena Carter-OKST90 0.00
   Julie Bolduc-ADEL85 0.00
   Karen Snelgrove-MIZZOU91 0.00
   Susie Parra-ARIZ94 0.00

Strikeouts/Game

1. Montana Fouts, AL21 14.70
2. Cat Osterman-TEXAS06 14.00
3. Angela Tincher-VT08 13.07
4. Cat Osterman-TEXAS03 13.05
5. Cat Osterman-TEXAS05 13.03
6. Rachel Garcia-UCLA18 12.78

Hits Allowed/Game

1. Susan Lefebvre-CSUF86 1.40
2. Connie Clark-CSUF86 1.52
3. Lisa Fernandez-UCLA93 1.66
4. Tracy Compton-UCLA85 1.67
5. Keira Goerl-UCLA02 1.75

Walks Allowed/Game

1. Susie Parra-ARIZ92 0.00
   Amanda Scott-FREST98 0.00
   Teresa Wilson-MIZZOU83 0.00
   Becky Lemke-ARIZ99 0.00
   Angela Tincher-VT08 0.00
   Mary Letourneau-LBSU91 0.00
   Mary Letourneau-LBSU92 0.00

Homers Allowed/Game

1. Shawn Andaya-TAMU87 0.00
   Lori Stoll-TAMU83 0.00
   Lisa Fernandez-UCLA93 0.00
   Christa Williams-UCLA97 0.00
   Debbie Doom-UCLA83 0.00
   Debbie Doom-UCLA84 0.00
   Terry Carpenter-FREST91 0.00
   Keilani Ricketts-OKLA12 0.00
   Darlene Lowery-USC83 0.00
   Katie Burkhart-ASU08 0.00

Runs Allowed/Game

1. Lisa Fernandez-UCLA92 0.00
   Susie Parra-ARIZ92 0.00
   Marcie Green-FREST90 0.00
   Connie Clark-CSUF86 0.00
   Tracy Compton-UCLA85 0.00
   Tracy Compton-UCLA84 0.00
   Kim Moe-CAL86 0.00
   Kristina Thorson-CAL05 0.00
   Leanne Tyler-OKST98 0.00

SERIES FIELDING RECORDS

Fielding Pct

1.	Shannon Doepking-TN07	1.000
	Jessica Shults-OKLA12	1.000
	Callista Balko-ARIZ06	1.000
	Becky Marx-MICH05	1.000
	Meg Haller-NU84	1.000
	Emily Zaplatosch-UCLA05	1.000
	Gay McNutt-TAMU83	1.000
	Ali Gardiner-FLA08	1.000
	Kelly Inouye-UCLA93	1.000
	Megan Willis-TEXAS05	1.000

Assists

1.	Cindy Cooper-TAMU84	33
2.	Kelly Anderson-CAL03	29
3.	Carle Dever-FREST88	26
	Susie Duarte-ARIZ92	26
5.	Devyn Flaherty-FLST21	25
6.	Sydney Sherrill-FLST21	23
7.	4 tied at	22

Catchers Interference

1.	Stacey Nuveman-UCLA97	1
	Laura Macedo-FREST88	1
	Carrie Heightley-TAMU87	1
	Kelsi Kettler-BAY11	1
	Megan Christopher-MIZZOU11	1

Caught Stealing By

1.	Kerry Dienelt-UCLA91	6
2.	Monica Tourville -UCLA87	5
3.	5 tied at	4

Chances

1.	Mary Schwind-TAMU84	88
2.	Callista Balko-ARIZ07	85
3.	Elizabeth Mason-FLST21	82
4.	Shannon Doepking-TN07	80
5.	Veronica Nelson-CAL03	77
6.	2 tied at	74

Fielding Double Plays

1.	Taylor Schwarz-FLA14	7
2.	Jade Rhodes-AU15	5
3.	Shay Knighten-OKLA16	4
	Jade Rhodes-AU16	4
5.	Ashley Charters-WASH09	4

Steal Attempts Against

1.	Kenya Peters-SOMISS00	9
	Laura Quiroz-OKST94	9
	Taryne Mowatt-ARIZ07	9
	Kerry Dienelt-UCLA91	9
	Kellsi Kloss-LSU15	9
	Callista Balko-ARIZ07	9
	Alyssa Garcia-UCLA21	9

Errors

1.	17 tied at	4

Putouts

1.	Mary Schwind-TAMU84	83
2.	Callista Balko-ARIZ07	79
	Shannon Doepking-TN07	79
4.	Elizabeth Mason-FLST21	78
5.	Veronica Nelson-CAL03	71
6.	Jessica Shults-OKLA12	69

Passed Balls

1.	Jean Mills-UTAH85	4
2.	Danna Ford-UTAHST84	3
	Jessica Shults-OKLA12	3
	Julie Crandall-UNLV95	3
	Callista Balko-ARIZ07	3

Stolen Bases Against

1.	Kellsi Kloss-LSU15	9
2.	Kenya Peters-SOMISS00	8
	Alyssa Garcia-UCLA21	8
4.	5 tied at	7

WCWS TEAM RECORDS

(Note: Totals for each team in both-teams records are in brackets after the team's score.)

BATTING

Batting Average, Series

.394—Arizona, 1995 (four games: 41 hits, 104 at-bats).

At-Bats, Game

88—Texas A&M (1) vs. Cal Poly Pomona (0) (25 inn.), 5-24-1984.

At-Bats, Series

254—Texas A&M, 1984 (six games).

At-Bats, Both Teams, Game

174—Texas A&M (1) [88] vs. Cal Poly Pomona (0) [86] (25 inn.), 5-24-1984.

Runs Scored, Game

16—UCLA vs. Florida (3) (six inn.), 6-3-2010; Florida vs. Alabama (2) (five inn.), 6-5-2011; UCLA (16) vs. Oklahoma (3), 6-3-2019.

Runs Scored, Series

49—Oklahoma, 2021 (eight games)

47—UCLA, 2010 (five games); Florida, 2011 (seven games).

Runs Scored, Both Teams, Game

24—UCLA (15) vs. Arizona (9), 6-8-2010.

Runs Scored, One Inning

11—Florida (16) vs. Alabama (2) (five inn.), 6-5-2011 (first inning).

Hits, Game

19—UCLA (15) vs. Arizona (9), 6-8-2010.

Hits, Series

67—Oklahoma, 2021 (eight games)

57—UCLA, 2010 (five games); Arizona, 2010 (seven games).

Hits, Both Teams, Game

31—Iowa (9) [17] vs. Michigan (7) [14] (14 inn.), 5-27-95.

Runs Batted In, Game

15—Florida (16) vs. Alabama (2) (five inn.), 6-5-2011.

Runs Batted In, Both Teams, Game

22—UCLA (15) [14] vs. Arizona (9) [8], 6-8-2010.

Bases On Balls, Game

9—Tennessee (9) vs. Arizona (0) (five inn.), 6-3-2010.

Bases On Balls, Both Teams, Game

14—Arizona St. (3) [8] vs. Alabama (1) [6], 5-29-2008; Arizona St. (6) [8] vs. Florida (5) [6], 6-3-2011.

Strikeouts, Game

26—Florida (5) vs. Oklahoma (7) (17 inn.) 6-5-17.

Strikeouts, Both Teams, Game

40—Florida (5) vs. Oklahoma (7) (17 inn.) 6-5-17.

Doubles, Game

5—UCLA (3) vs. Stanford (1), 5-30-2004; Alabama vs. Arizona (0) (five inn.), 5-30-2009; UCLA (16) vs. Florida (3) (six inn.), 6-3-2010; UCLA (6) vs. Arizona (5) (eight inn.), 6-7-2010.

Doubles, Both Teams, Game

6—Oklahoma (7) vs. Florida (5) (17 inn.), 6-5-17.

Triples, Game

2—By many teams (most recent: Florida (9) vs. Tennessee, 2013).

Triples, Both Teams, Game

2—By many teams (most recent: Oklahoma (3) vs. Alabama (2), 2019)

Home Runs, Game

4—Georgia (7) vs. Michigan (5), 5-30-2009; UCLA (15) vs. Arizona (9), 6-8-2010; Arizona St. (6) vs. (5), 6-3-2011; Florida (16) vs. Alabama (2) (five inn.), 6-5-2011; Florida St. (12) vs. UCLA (6), 6-3-2018.

Home Runs, Both Teams, Game

7—UCLA (15) [4] vs. Arizona (9) [3], 6-8-2010; Arizona St. (14) vs. Florida (4), 2011; Florida St. (12) [4] vs. UCLA (6) [3], 6-3-18.

Home Runs, Both Teams, Game

15—Oklahoma, 2021 (eight games).

Stolen Bases, Game

5—Tennessee (2) vs. Texas A&M (0), 5-31-2007; Oklahoma (7) vs. Michigan (5), 6-4-2016.

Stolen Bases, Both Teams, Game

6—Washington (9) vs. California (7), 5-24-96.

Total Bases, Game

34—UCLA (15) vs. Arizona (9), 6-8-2010.

Total Bases, Both Teams, Game

52—UCLA (15) [34] vs. Arizona (9) [18], 6-8-2010.

Sacrifice Hits, Game

5—UCLA (2) vs. South Carolina (1) (17 inn.), 5-23-83; Oklahoma St. (0) vs. Arizona (1) (nine inn.), 5-30-93.

Sacrifice Hits, Both Teams, Game

8—Arizona (1) [4] vs. UNLV (0) [4] (13 inn.), 5-23-91; Arizona (1) [3] vs. Oklahoma St. (0) [5] (nine inn.), 5-30-93.

Sacrifice Flies, Game

2—Arizona (4) vs. Cal Poly Pomona (1), 5-27-88; Oklahoma St. (5) vs. Florida St. (2), 5-27-93; CSUN (5) vs. Utah (1), 5-27-1994; UCLA (7) vs. Michigan (3), 5-24-1997; Arizona (8) vs. Washington (0) (five inn.), 5-22-1998; Arizona (8) vs. Washington (1), 6-3-2007.

Sacrifice Flies, Both Teams, Game

2—By many teams.

PITCHING

Innings Pitched, Series

72.2—Texas A&M, 1984 (six games).

Runs Allowed, Series

36—Arizona, 2010 (seven games).

Earned Runs Allowed, Series

31—Arizona, 2010 (seven games); Florida, 2011 (seven games).

Earned Run Average, Series

0.00—Utah St., 1984 (two games); Arizona, 1994 (four games); Fresno St., 1998 (five games).

FIELDING

Fielding Percentage, Series

1.000—UCLA, 1982 (five games); Louisiana Tech, 1986 (two games); UCLA, 1988 (six games); Texas A&M, 1988 (three games); Arizona, 1998 (four games); Massachusetts, 1998 (two games); California, 2000 (two games); DePaul, 2007 (three games); Arizona St., 2011 (five games).

Putouts, Game

75—Texas A&M (1) vs. Cal Poly Pomona (0) (25 inn.), 5-24-1984.

Putouts, Both Teams

148—Texas A&M (1) [75] vs. Cal Poly Pomona (0) [73] (25 inn.), 5-24-1984.

Assists, Game

37—Cal Poly Pomona (0) vs. Texas A&M (1) (25 inn.), 5-24-84.

Assists, Both Teams, Game

68—Texas A&M (1) [31] vs. Cal Poly Pomona (0) [37] (25 inn.), 5-24-84.

Errors, Game

7—Fresno St. (1) vs. UCLA (6), 5-27-1988; Cal Poly Pomona (0) vs. UCLA (9), 5-26-1989; Iowa (9) vs. Michigan (7) (14 inn.), 5-27-1995. Georgia (5) vs. Florida St. (4), 6-2-2016.

Errors, Series

14—Cal St. Fullerton, 1983 (five games); Iowa, 1995 (four games).

Errors, Both Teams, Game

11—Iowa (9) [7] vs. Michigan (7) [4] (14 inn.), 5-27-1995.

Double Plays, Game

3—Nebraska (0) vs. UCLA (3), 5-22-1987; Cal St. Fullerton (1) vs. Texas A&M (2) (13 inn.), 5-22-1987; UCLA (8) vs. Texas A&M (2), 6-3-2017.

Double Plays, Series

7—Florida, 2014 (six games).

Double Plays, Both Teams, Game

4—UCLA (2) [2] vs. South Carolina (1) [2] (17 inn.), 5-28-1983; UCLA (3) [1] vs. Nebraska (0) [3], 5-22-1987; Texas A&M (2) [1] vs. Cal St. Fullerton (1) [3] (13 inn.), 5-22-1987.

WCWS TEAM LEADERS

SINGLE-GAME BATTING RECORDS

At Bats

No.	Team vs. Opponent	Year
88	Texas A&M (1) vs. 86 Cal Poly Pomona (0)	1984
62	Florida (9) vs. 54 Nebraska (8)	2013
62	Oklahoma (7) vs. 60 Florida (5)	2017
60	Iowa (9) vs. 60 Michigan (7)	1995
60	Florida (5) vs. 62 Oklahoma (7)	2017
57	Arizona (1) vs. 54 Kansas (0)	1992
54	CSUN (1) vs. 51 Oklahoma St. (0)	1994
53	UCLA (2) vs. 53 South Carolina (1)	1983

At Bats (seven inning game)

No.	Team vs. Opponent	Year
40	UCLA (15) vs. Arizona (9)	2010
37	Tennessee (0) vs. Arizona (1)	2007
36	Louisiana (7) vs. Princeton (0)	1996
34	Fresno St. (6) vs. Nebraska (1)	1998
34	Arizona St. (7) vs. Missouri (3)	2009
34	Fresno St. (7) vs. Iowa (6)	1997

Runs

No.	Team vs. Opponent	Year
16	UCLA (16) vs. Oklahoma (3)	2019
16	Florida (16) vs. Alabama (2) (5 inn.)	2011
16	UCLA (16) vs. Florida (3) (6 inn.)	2010
15	Alabama (15) vs. Florida (3) (5 inn.)	2019
15	UCLA (15) vs. Arizona (9)	2010
14	Arizona St. (14) vs. Florida (4)	2011
14	Alabama (14) vs. Arizona (0) (5 inn.)	2009
12	Florida St. (12) vs. UCLA (6)	2018
12	Arizona (12) vs. Fresno St. (0)	1989
11	Florida (11) vs. Georgia (3) (5 inn.)	2018
11	Oregon (11) vs. Arizona St. (6)	2018
11	Auburn (11) vs. Oklahoma (7) (8 inn.)	2016
11	Auburn (11) vs. UCLA (10)	2015
11	Florida (11) vs. Baylor (0)	2014
11	Arizona State (11) vs. Texas A&M (0)	2008
11	Arizona (11) vs. Cal St. Fullerton (0)	1995
11	UCLA (11) vs. Utah (1)	1994
11	UCLA (11) vs. Massachusetts (1)	1992

Runs, One Inning

No., Inning	Team vs. Opponent	Year
11-1st	Florida (16) vs. Alabama (2) (5 inn.)	2011
9-6th	UCLA (16) vs. Florida (3) (6 inn.)	2010
9-5th	UCLA (11) vs. Massachusetts (1)	1992
8-2nd	Alabama (14) vs. Arizona (0) (5 inn.)	2009
8-4th	UCLA (8) vs. Louisiana Tech (0)	1983
7-5th	UCLA (15) vs. Arizona (9)	2010 - Championship Series - Game 2
7-7th	Arizona State (11) vs. Texas A&M (0) (5 inn.)	2008 - Championship Series - Game 2
7-1st	Michigan (7) vs. Texas (2)	1998
6-6th	UCLA (16) vs. Oklahoma (3)	2019- Championship Series- Game 1
6-1st	Alabama (15) vs. Florida (3) (5 inn.)	2019
6-2nd	Oklahoma (7) vs. Auburn (11) (8 inn.)	2016 - Championship Series - Game 2
6-3rd	Auburn (11) vs. UCLA (10) (10 inn.)	2015
6-5th	Florida (11) vs. Baylor (0)	2014
6-5th	Florida (9) vs. Nebraska (8) (15 inn.)	2013
6-3rd	Oklahoma (10) vs. Texas (2) (5 inn.)	2013
6-2nd	Arizona St. (14) vs. Florida (4)	2011 - Championship Series - Game 2
6-5th	Washington (9) vs. Northwestern (0)	2007
6-4th	UCLA (8) vs. Stanford (2)	2004
6-7th	Cal (6) vs. Arizona (0)	2002 - Championship Series - Game 1

Hits

No.	Team vs. Opponent	Year
19	UCLA (15) vs. Arizona (9)	2010
17	UCLA (10) vs. Auburn (11) (10 inn.)	2015
17	Iowa (9) vs. Michigan (7) (14 inn.)	1995
16	UCLA (16) vs. Oklahoma (3)	2019
16	Alabama (14) vs. Arizona (0) (5 inn.)	2009
15	Michigan (10) vs. UCLA (4)	2015
14	Oregon (11) vs. Arizona St. (6)	2018
14	Nebraska (8) vs. Florida (9)	2013
14	Arizona (10) vs. Iowa (2) (6 inn.)	1996
14	Michigan (7) vs. Iowa (9) (14 inn.)	1995
14	Arizona (11) vs. Cal St. Fullerton (0)(5 inn.)	1995
13	Multiple times most recent: Auburn (11) vs. Oklahoma (7) (8 inn.)	2016

Doubles

No.	Team vs. Opponent	Year
5	Florida (5) vs. Alabama (0)	2014
5	Oklahoma (5) vs. Tennessee (3) (12 inn.)	2013
5	UCLA (6) vs. Arizona (5) (8 inn.)	2010
5	UCLA (16) vs. Florida (3) (6 inn.)	2010
5	Alabama (14) vs. Arizona (0) (5 inn.)	2009
5	UCLA (3) vs. Stanford (1)	2004
4	Auburn (10) vs. UCLA (3)	2016
4	Tennessee (9) vs. Florida (2)	2013
4	Washington (3) vs. Arizona (0)	1999
4	Cal St. Fullerton (5) vs. Iowa (6)	1995
3	Multiple times: most recent: Oklahoma (10) vs. UCLA (3)	6-5-21

Triples

No.	Team vs. Opponent	Year
2	Oklahoma (3) vs. Alabama (2)	2019
2	Oklahoma (6) vs. Alabama (8)	2012
2	Florida St. (4) vs. UNLV (1)	1990
2	Cal St. Fullerton (3) vs. Indiana (1)	1986
1	Multiple times most recent: Oklahoma (7) vs. James Madison (1)	6-7-21

Home Runs

No.	Team vs. Opponent	Year
4	UCLA (16) vs. Oklahoma (3)	2019
4	UCLA (5) vs. Oklahoma (4)	2019
4	Florida St. (12) vs. UCLA (6)	2018
4	Arizona St. (14) vs. Florida (4)	2011
4	Florida (16) vs. Alabama (2) (5 inn.)	2011
4	UCLA (15) vs. Arizona (9)	2010
4	Georgia (7) vs. Michigan (5)	2009
3	Multiple times most recent: Oklahoma (8) vs. Georgia (0)	6-5-21

Runs Batted In

No.	Team vs. Opponent	Year
15	Alabama (15) vs. Florida (3) (5 inn.)	2019
15	Florida (16) vs. Alabama (2) (5 inn.)	2011
14	UCLA (16) vs. Oklahoma (3)	2019
14	UCLA (15) vs. Arizona (9)	2010
14	UCLA (16) vs. Florida (3) (6 inn.)	2010
13	Arizona St. (14) vs. Florida (4)	2011
13	Alabama (14) vs. Arizona (0) (5 inn.)	2009
11	Florida St. (12) vs. UCLA (6)	2018
11	Florida (11) vs. Georgia (3)	2018
11	Auburn (11) vs. Oklahoma (7) (8 inn.)	2016
11	Florida (11) vs. Baylor (0) (5 inn.)	2014
11	Arizona State (11) vs. Texas A&M (0)	2008
11	Arizona (12) vs. Fresno St. (0)	1989
10	Oregon (11) vs. Arizona St. (6)	2018
10	Auburn (11) vs. UCLA (10) (10 inn.)	2015
10	Michigan (10) vs. UCLA (4)	2015
10	Arizona (10) vs. Iowa (2)	1996
10	Arizona (11) vs. Cal St. Fullerton (0)	1995
10	Oklahoma (10) vs. UCLA (3)	2021
9	Florida (9) vs. Alabama (2)	2011
9	Washington (9) vs. Georgia (3)	2009
9	Georgia (9) vs. Washington (8) (9inn.)	2009
9	UCLA (11) vs. Utah (1)	1994
9	UCLA (11) vs. Massachusetts (1)	1992

Walks

No.	Team vs. Opponent	Year
13	Auburn (110 vs. UCLA (10)	2015
9	Tennessee (9) vs. Arizona (0) (5 inn.)	2010
9	Arizona (0) vs. California (6)	2002
9	Florida St. (2) vs. UCLA (1)	2002
8	Florida (11) vs. Georgia (3)	2018
8	Tennessee (2) vs. Texas (1)	2013
8	UCLA (16) vs. Florida (3) (6 inn.)	2010
8	Arizona State (3) vs. Alabama (1)	2008
8	Northwestern (0) vs. Washington (9)	2007
8	Arizona (1) vs. California (4)	2003
8	Arizona (1) vs. California (2)	2003
8	Louisiana Tech (0) vs. Creighton (1)	1986

Stolen Bases

No.	Team vs. Opponent	Year
5	Oklahoma (7) vs. Michigan (5)	2016
5	Tennessee (2) vs. Texas A&M (0)	2007
4	Florida St. (7) vs. Georgia (2)	2018
4	Alabama (1) vs. California (0)	2011
4	Alabama (6) vs. Arizona St. (2)	2009
4	Arizona (2) vs. Texas (0)	2006
4	Oklahoma (3) vs. Southern Miss. (1)	2000
4	Washington (9) vs. California (7)	1996
4	Pacific (Cal.) (1) vs. Missouri (0)	1983
3	Multiple times, most recent: Tennessee (1) vs. Oregon (3)	2012

At Bats - Both Teams

No.	Teams	Year
174	88—Texas A&M (1) vs. 86—Cal Poly Pomona (0)	1984
122	62-Oklahoma (7) vs. 60-Florida (5)	2017-Championship Series Game 1
120	60—Iowa (9) vs. 60—Michigan (7)	1995
116	62- Florida (9) vs. 54-Nebraska (8)	2013
111	57—Arizona (1) vs. 54—Kansas (0)	1992
106	53—UCLA (2) vs. 53—South Carolina (1)	1983
105	54—CSUN (1) vs. 51—Oklahoma St. (0)	1994

At Bats - Both Teams (seven inning game)

No.	Teams	Year
70	40—UCLA (15) vs. 30—Arizona (9)	2010
64	34—Fresno St. (7) vs. 30—Iowa (6)	1997
63	33—Washington (9) vs. 30—California (7)	1996
60	33—Georgia (6) vs. 37—Washington (3)	2010
60	28—Tennessee (4) vs. 32—UCLA (3)	2006
60	34—Fresno St. (6) vs. 26—Nebraska (1)	1998
60	33—Arizona (11) vs. 27—Utah (1)	1994
59	30—LSU (6) vs. 29 — Alabama (4)	2016
59	33—Tennessee (9) vs. 26—Florida (2)	2013
59	31—Arizona St. (6) vs. 28—Florida (5)	2011
59	28—Florida (6) vs. 31—Alabama (5)	2009
59	34—Arizona St. (7) vs. 25--Missouri (3)	2009
59	29—Arizona (5) vs. 30—Northwestern (0)	2006
59	33—Arizona (6) vs. 26—Long Beach St. (0)	1993
59	32—Texas A&M (5) vs. 27—Nebraska (2)	1984

Runs - Both Teams

No.	Teams	Year
24	UCLA (15) vs. Arizona (9)	2010
21	UCLA (10) vs. Auburn (11) (10 inn.)	2015
19	UCLA (16) vs. Oklahoma (3)	2019
19	UCLA (16) vs. Florida (3) (6 inn.)	2010
18	Alabama (15) vs. Florida (3) (5 inn.)	2019
18	Auburn (11) vs. Oklahoma (7) (8 inn.)	2016 - Championship Series - Game 2
18	Arizona St. (14) vs. Florida (4)	2011
18	Florida (16) vs. Alabama (2)	2011
17	Florida (9) vs. Nebraska (8)	2013
17	Georgia (9) vs. Washington (8) (9 inn.)	2009
15	Auburn (8) vs. Florida St. (7)	2016
15	Baylor (8) vs. Kentucky (7) (8 inn.)	2014
16	Washington (9) vs. California (7)	1996
16	Iowa (9) vs. Michigan (7)	1995
14	Michigan (10) vs. UCLA (4)	2015
14	Alabama (14) vs. Arizona (0) (5 inn.)	2009
13	Auburn (10) vs. UCLA (3)	2016
13	Fresno St. (7) vs. Iowa (6)	1997
13	Oklahoma (10) vs. UCLA (3)	2021
13	Florida St. (8) vs. Alabama (5)	2021
12	Multiple times,most recent: Florida St. (8) vs. Oklahoma (4)	2021

Hits - Both Teams

No.	Teams	Year
31	Iowa (9) vs. Michigan (7)	1995
28	UCLA (10) vs. Auburn (11) (10 inn.)	2015
28	UCLA (15) vs. Arizona (9)	2010
27	Florida (9) vs. Nebraska (8)	2013
24	Fresno St. (7) vs. Iowa (6)	1997
24	Texas A&M (1) vs. Cal Poly Pomona (0)	1984
23	UCLA (16) vs. Oklahoma (3)	2019
23	Auburn (11) vs. Oklahoma (7) (8 inn.)	2016 - Championship Series - Game 2
23	Kentucky (7) vs. Baylor (8) (8 inn.)	2014
23	UCLA (6) vs. Arizona (5) (8 inn.)	2010
23	Northwestern (6) vs. Alabama (5)	2006
22	Michigan (10) vs. UCLA (4)	2015
22	Georgia (9) vs. Washington (8) (9 inn.)	2009
22	Oklahoma (7) vs. Florida (5) (17 inn.)	2017-Championship Series- Game 1
21	Multiple times, most recent: Florida St. (8) vs. Alabama (5)	2021

Doubles - Both Teams

No.	Teams	Year
6	Oklahoma (7) vs. Florida (5) (17 inn.)	2017-Championship Series- Game 1
5	UCLA (3) vs. Auburn (10)	2016
5	Kentucky (7) vs. Baylor (8) (8 inn.)	2014
5	Oklahoma (5) vs. Tennessee (3)	2013
5	Arizona (5) vs. Tennessee (2)	2010
5	UCLA (16) vs. Florida (3) (6 inn.)	2010
5	Alabama (14) vs. Arizona (0) (5 inn.)	2009
5	UCLA (3) vs. Stanford (1)	2004
5	Washington (3) vs. Arizona (0)	1999
5	Iowa (9) vs. Michigan (7)	1995
4	Multiple times, most recent: Oklahoma (10) vs. UCLA (3)	2021

Triples - Both Teams

No.	Teams	Year
2	Oklahoma (3) vs. Alabama (2)	2019
2	Florida (9) vs. Tennessee (2)	2013
2	Oklahoma (6) vs. Alabama (8)	2012
2	Washington (9) vs. Georgia (3)	2009
2	Alabama (6) vs. DePaul (4)	2000
2	Florida St. (4) vs. UNLV (1)	1990
2	Cal St. Fullerton (3) vs. Indiana (1)	1986
1	Multiple times, most recent: Oklahoma (7) vs. James Madison (1)	2021

Home Runs - Both Teams

No.	Teams	Year
7	Arizona St. (14) vs. Florida (4)	2011
7	UCLA (15) vs. Arizona (9)	2010
6	UCLA (16) vs. Oklahoma (3)	2019
6	UCLA (5) vs. Oklahoma (4)	2019
6	Florida (16) vs. Alabama (2) (5 inn.)	2011
5	Oklahoma (7) vs. Alabama (3)	2019
5	Alabama (15) vs. Florida (3) (5 inn.)	2019
5	Georgia (7) vs. Michigan (5)	2009
4	Multiple times, most recent: UCLA (16) vs. Oklahoma (3)	2019

Runs Batted In - Both Teams

No.	Teams	Year
22	UCLA (15) vs. Arizona (9)	2010
17	UCLA (16) vs. Oklahoma (3)	2019
17	Auburn (11) vs. Oklahoma (7) (8 inn.)	2016
17	Arizona St. (14) vs. Florida (4)	2011
17	Florida (16) vs. Alabama (2)	2011
17	UCLA (16) vs. Florida (3) (6 inn.)	2010
17	Georgia (9) vs. Washington (8) (9 inn.)	2009
16	Alabama (15) vs. Florida (3) (5 inn.)	2019
14	Florida (90 vs. Nebraska (8) (15 inn.)	2013
13	Alabama (8) vs. Oklahoma (6)	2012
13	Alabama (14) vs. Arizona (0) (5 inn.)	2009
13	Oklahoma (10) vs. UCLA (3)	2021
13	Florida St. (8) vs. Alabama (5)	2021
12	Kentucky (7) vs. Baylor (8) (8 inn.)	2014
12	Washington (9) vs. Georgia (3)	2009
12	Georgia (7) vs. Michigan (5)	2009
12	Iowa (9) vs. Michigan (7)	1995
12	Oklahoma (7) vs. Florida (5) (17 inn.)	2017-Championship Series- Game 1
11	Multiple times, most recent: Florida St. (12) vs. UCLA (6)	2018

Walks - Both Teams

No.	Teams	Year
14	Florida (9) vs. Nebraska (8) (15 inn.)	2013
14	Arizona St. (3) vs. Alabama (1)	2008
13	Fresno St. (1) vs. Cal Poly Pomona (0)	1984
12	Multiple times,most recent: UCLA (15) vs. Arizona (9)	2010

Stolen Bases - Both Teams

No.	Teams	Year
5	Oklahoma (7) vs. Michigan (5)	2016
5	California (5) vs. LSU (3)	2012
5	Arizona (2) vs. Texas (0)	2006
5	Arizona (10) vs. Iowa (2)	1996
5	Washington (9) vs. California (7)	1996
4	Florida St. (7) vs. Georgia (2)	2018
4	Oklahoma (3) vs California (0)	2012
4	Alabama (6) vs. Arizona St. (2)	2009
4	Arizona (6) vs. California (0)	2000
4	Oklahoma (3) vs. Southern Miss. (1)	2000
4	Michigan (7) vs. Texas (2)	1997
4	Arizona (8) vs. UNLV (0)	1995
4	Pacific (Cal.) (1) vs. Missouri (0)	1983

SINGLE-GAME PITCHING RECORDS

Earned Runs Allowed

No.	Team vs. Opponent	Year
16	Alabama (2) vs. Florida (16) (5 inn.)	2011
14	Oklahoma (3) vs. UCLA (16)	2019
13	Florida (4) vs. Arizona St. (14)	2011
12	Florida (3) vs. UCLA (16) (6 inn.)	2010
12	Arizona (0) vs. Alabama (14) (5 inn.)	2009
10	UCLA (10) vs. Auburn (11) (10 inn.)	2015
10	Texas A&M (0) vs. Arizona St. (11)	2008
10	Iowa (2) vs. Arizona (10)	1996
9	Auburn (11) vs Oklahoma (7) (8 inn.)	2016
9	Auburn (11) vs. UCLA (10) (10 inn.)	2015
9	UCLA (4) vs. Michigan (10)	2015
9	Alabama (2) vs. Florida (9)	2011
9	Arizona (9) vs. UCLA (15)	2010
9	Georgia (3) vs. Washington (9)	2009
9	Cal St. Fullerton (0) vs. Arizona (11)	1995

Strikeouts

No.	Team vs. Opponent	Year
26	Florida (5) vs. Oklahoma (7) (17 inn.)	2017-Championship Series- Game 1
20	UCLA (2) vs. Oklahoma St. (1)	1982
19	Baylor (1) vs. Missouri (0) (13 inn.)	2011
19	Virginia Tech (0) vs. Florida (2)	2008
19	Texas (1) vs. Arizona (0)	2005
19	LSU (2) vs. Oklahoma (1)	2001
18	Northwestern (0) vs. Texas A&M (1)	1984
18	Texas (2) vs. Arizona St. (0)	2006
17	Multiple times, most recent: Tennessee (3) vs. Northwestern (0)	2007

Strikeouts (seven inning game or less)

No.	Team vs. Opponent	Year
18	Texas (2) vs. Arizona St. (0)	2006
17	Tennessee (3) vs. Northwestern (0)	2007
17	Texas (3) vs. Alabama (0)	2005
17	Texas (1) vs. California (0)	2003
17	Northwestern (1) vs. Adelphi (0)	1984
16	Oklahoma (3) vs. California (0)	2012
16	UCLA (1) vs. Northwestern (0)	1985
16	Alabama (5) vs. Arizona (1)	2021
15	Texas (0) vs. Michigan (4)	2005
15	UCLA (3) vs. South Carolina (0)	1989
15	Oklahoma St. (3) vs. Toledo (1)	1989
15	UCLA (8) vs. Louisiana Tech (0)	1983

Wild Pitches

No.	Team vs. Opponent	Year
5	UCLA (1) vs. Arizona (5)	1991
4	Oklahoma (4) vs. Alabama (5)	2012
3	Alabama (15) vs. Florida (3)	2019
3	LSU (3) vs. Oklahoma (7)	2016
3	Princeton (1) vs. Arizona (9)	1995
3	Arizona (0) vs. Oklahoma St. (4)	1989
3	Texas A&M (0) vs. South Carolina (2)	1983
3	UCLA (10) vs. Auburn (11) (10 inn.)	2015
3	Auburn (2) vs. Florida (3)	2015
3	LSU (5) vs. Alabama (3)	2015
2	Multiple times, most recent: UCLA (5) vs. Oklahoma (4)	2019

Hit Batters

No.	Team vs. Opponent	Year
6	Michigan (1) vs. Florida (4)	2015
6	Oklahoma (6) vs. Alabama (8)	2012
4	UCLA (3) vs. Auburn (10)	2016
4	Tennessee (2) vs. Florida (7)	2015
4	Baylor (3) vs. Florida (6)	2014
4	Oklahoma (1) vs. California (2)	2004
3	Multiple times,most recent: Oklahoma St. (1) vs. Oklahoma (6)	2019

Pitchers Used

No.	Team vs. Opponent	Year
4	Oklahoma (3) vs. UCLA (16)	2019
4	Oklahoma (5) vs. Florida (4)	2017
4	Georgia (9) vs. Washington (8) (9 inn.)	2009
4	Ill.-Chicago (0) vs. UCLA (9)	1994
4	Ill.-Chicago (0) vs. Arizona (8)	1994
3	Multiple times, most recent: Oklahoma (5) vs. Florida St. (1)	2021

Earned Runs Allowed - Both Teams

No.	Team vs. Opponent	Year
20	Auburn (11) vs. UCLA (10) (10 inn.)	2015
18	Florida (16) vs. Alabama (2) (5 inn.)	2011
17	Arizona St. (14) vs. Florida (4)	2011
17	UCLA (15) vs. Arizona (9)	2010
15	UCLA (16) vs. Florida (3) (6 inn.)	2010
15	Georgia (9) vs. Washington (8) (9 inn.)	2009
13	Auburn (11) vs. Oklahoma (7) (8 inn.)	2016
13	Florida (9) vs. Nebraska (8) (15 inn.)	2013
12	Oklahoma (7) vs. Florida (5) (17 inn.)	2017-Championship Series- Game 1
12	Michigan (10) vs. UCLA (4)	2015
12	Tennessee (7) vs. Georgia (5)	2010
12	Washington (9) vs. Georgia (3)	2009
12	Georgia (7) vs. Michigan (5)	2009
12	Alabama (14) vs. Arizona (0) (5 inn.)	2009
12	Florida St. (8) vs. Alabama (5)	2021
11	Multiple times: Florida St. (8) vs. Oklahoma (4)	2021

Strikeouts - Both Teams

No.	Teams	Year
40	Oklahoma (7) vs. Florida (5) (17 inn.)	2017-Championship Series- Game 1
31	Northwestern (6) vs. Alabama (5) (10 inn.)	2006
30	Baylor (1) vs. Missouri (0) (13 inn.)	2011
30	Texas (1) vs. Arizona (0)	2005
28	UCLA (6) vs. Florida (5)	2018
28	Tennessee (2) vs. Texas A&M (0)	2007
28	UCLA (1) vs. Northwestern (0)	1984
28	Texas A&M (1) vs. Northwestern (0)	1984
28	Texas A&M (1) vs. UCLA (0)	1983
27	UCLA (3) vs. Washington (0)	2019
27	Michigan (4) vs. Texas (0)	2005
27	LSU (2) vs. Oklahoma (1)	2001
27	Texas (2) vs. Arizona St. (0)	2006

Strikeouts - Both Teams (seven innings or less)

No.	Teams	Year
28	UCLA (6) vs. Florida (5)	2018
27	Michigan (4) vs. Texas (0)	2005
27	Texas (2) vs. Arizona St. (0)	2006
26	Texas (1) vs. California (0)	2003
25	Northwestern (1) vs. Adelphi (0)	1984
25	Northwestern (2) vs. Tennessee (0)	2006
24	Tennessee (1) vs. Arizona (0)	2005

No.	Teams	Year
24	Texas (3) vs. Alabama (0)	2005

Hit Batters - Both Teams

No.	Teams	Year
9	Michigan (1) vs. Florida (4)	2015
7	Alabama (8) vs. Oklahoma (6)	2012
6	Tennessee (2) vs. Florida (7)	2015
5	UCLA (15) vs. Arizona (9)	2010
5	Oklahoma (1) vs. California (2)	2004
4	UCLA (3) vs. Auburn (10)	2016
4	Baylor (30 vs. Florida (6)	2014
4	Tennessee (7) vs. Georgia (5)	2010
4	Alabama (6) vs. Arizona State (2)	2009
4	Michigan (6) vs. Alabama (1)	2009
3	Multiple times:	

Pitchers Used - Both Teams

No.	Teams	Year
7	UCLA (16) vs. Oklahoma (3)	2019
6	Fresno St. (7) vs. Iowa (6)	1997
6	Ill.-Chicago (0) vs. UCLA (9)	1994
5	Multiple times: Florida St. (8) vs. Oklahoma (4)	2021

SINGLE-GAME FIELDING RECORDS

Assists

No.	Team vs. Opponent	Year
37	Cal Poly Pomona (0) vs. Texas A&M (1)	1984
31	Texas A&M (1) vs. Cal Poly Pomona (0)	1984
27	Creighton (4) vs. Louisiana Tech (3)	1986
26	UCLA (3) vs. Stanford (1)	2004
26	Michigan (7) vs. Iowa (9)	1995
25	Massachusetts (2) vs. Long Beach St. (1)	1992
25	Texas A&M (2) vs. Cal St. Fullerton (1)	1987

Assists (seven inning game)

No.	Team vs. Opponent	Year
21	Washington (6) vs. Oregon (2)	2018
21	UCLA (3) vs. Auburn (10)	2016
18	California (4) vs. Arizona (1)	2003
18	Oklahoma St. (3) vs. Arizona (0)	1990
18	Toledo (0) vs. Fresno St. (3)	1989
18	Texas A&M (0) vs. UCLA (1)	1984
17	Washington (1) vs. Arizona (2)	2003
17	Arizona (0) vs. Long Beach St. (1)	1992
17	Fresno St. (0) vs. UCLA (3)	1988
17	Oklahoma St. (3) vs. Georgia (2)	2021

Fewest Assists

No.	Team vs. Opponent	Year
0	Arizona St. (3) vs. Oklahoma (5)	2012
0	DePaul (1) vs. Southern Miss. (0)	1999
1	Florida (16) vs. Alabama (2)	2011
1	Tennessee (3) vs. Northwestern (0)	2007
1	Arizona (3) vs. Alabama (2)	2003
1	Oklahoma St. (3) vs. Toledo (1)	1989
2	Multiple times	

Errors

No.	Team vs. Opponent	Year
7	Georgia (5) vs. Florida St. (4)	2016
7	Iowa (9) vs. Michigan (7)	1995
7	Cal Poly Pomona (0) vs. UCLA (9)	1988
7	Fresno St. (1) vs. UCLA (6)	1988
6	Florida St. (4) vs. Oregon (1)	2018
6	UCLA (3) vs. California (7)	2003
6	Creighton (2) vs. Nebraska (3)	1982

Double Plays

No.	Team vs. Opponent	Year
3	UCLA (8) vs. Texas A&M (2)	2017
3	Cal St. Fullerton (1) vs. Texas A&M (2)	1987
3	Nebraska (0) vs. UCLA (3)	1987
2	Multiple Times, most recent: Oklahoma St. (3) vs. Georgia (2)	2021

Assists - Both Teams

No.	Teams	Year
68	Cal Poly Pomona (0) vs. Texas A&M (1)	1984
48	Iowa (9) vs. Michigan (7)	1995
48	Oklahoma St. (3) vs. CSUN (2)	1994
45	UCLA (3) vs. Stanford (1)	2004
45	Massachusetts (2) vs. Long Beach St. (1)	1992
44	Creighton (4) vs. Louisiana Tech (3)	1986
43	UCLA (2) vs. South Carolina (1)	1982

Assists - Both Teams (seven innings or less)

No.	Teams	Year
32	Oklahoma St. (3) vs. Arizona (0)	1990
31	California (4) vs. Arizona (1)	2003
31	Massachusetts (4) vs. Florida St. (2)	1992
28	Arizona (3) vs. DePaul (0)	2007
28	Fresno St. (3) vs. Toledo (0)	1989
26	Florida St. (1) vs. Fresno St. (0)	1990
26	Nebraska (5) vs. Cal St. Fullerton (1)	1985
26	UCLA (1) vs. Texas A&M (0)	1984

Fewest Assists - Both Teams

No.	Teams	Year
4	Florida (16) vs. Alabama (2)	2011
4	Texas (2) vs. Arizona St. (0)	2006
5	Arizona (5) vs. Hawaii (1)	2010
5	Arizona (8) vs. Washington (1)	2007
5	Washington (9) vs. Northwestern (0)	2007
5	DePaul (1) vs. Southern Miss. (0)	1999
6	Oklahoma (5) vs. Arizona State (3)	2012
6	UCLA (1) vs. Arizona (0)	2008
6	Arizona St. (3) vs. Alabama (1)	2008
6	Arizona (2) vs. Texas (0)	2006
6	Tennessee (1) vs. Arizona (0)	2005

Errors - Both Teams

No.	Teams	Year
11	Iowa (9) vs. Michigan (7)	1995
8	Georgia (5) vs. Florida St. (4)	2016
8	California (7) vs. UCLA (3)	2003
8	UCLA (9) vs. Cal Poly Pomona (0)	1988
7	Fresno St. (6) vs. Washington (1)	1998
7	Iowa (6) vs. Cal St. Fullerton (5)	1995
7	UCLA (6) vs. Fresno St. (1)	1988
7	UCLA (3) vs. Nebraska (0)	1985
7	Cal Poly Pomona (6) vs. Northwestern (3)	1985
7	Texas A&M (1) vs. Cal Poly Pomona (0)	1984
7	Creighton (2) vs. Nebraska (3)	1982

Double Plays - Both Teams

No.	Teams	Year
4	UCLA (3) vs. Nebraska (0)	1987
4	Texas A&M (2) vs. Cal St. Fullerton (1)	1987
4	UCLA (2) vs. South Carolina (1)	1983
3	Stanford (1) vs. LSU (0)	2001
3	Fresno (1) vs. Cal Poly Pomona (0)	1984
3	UCLA (1) vs. Texas A&M (0)	1984

MISCELLANEOUS RECORDS

Longest Game by Innings

Innings	Schools	Year
25	Texas A&M (1) vs. Cal Poly Pomona (0)	1984
17	Oklahoma (7) vs. Florida (5) (17 inn.)	2017-Championship Series- Game 1
17	Arizona (1) vs. Kansas	1992
17	UCLA (2) vs. South Carolina (1)	1983
15	Florida (9) vs. Nebraska (8)	2013
15	Oklahoma St. (3) vs. CSUN (2)	1994
14	Arizona (2) vs. UCLA (0)	1997
14	Iowa (9) vs. Michigan (7)	1995
14	Texas A&M (1) vs. UCLA (0)	1983
14	Fresno St. (1) vs. Oklahoma St. (0)	1982

Winning Margin

Margin	Schools	Year
14	Florida (16) vs. Alabama (2) (5 inn.)	2011
14	Alabama (14) vs. Arizona (0)	2009
13	UCLA (16) vs. Oklahoma (3)	2019
13	UCLA (16) vs. Florida (3) (6 inn.)	2010
12	Alabama (15) vs. Florida (3) (5 inn.)	2019
12	Arizona (12) vs. Fresno St. (0)	1989
11	Florida (11) vs. Baylor (0)	2014
11	Arizona St. (11) vs. Texas A&M (0)	2008
11	Arizona (11) vs. Cal St. Fullerton (0)	1995
10	Arizona St. (14) vs. Florida (4)	2011
10	UCLA (11) vs. Utah (1)	1994
10	UCLA (11) vs. Massachusetts (1)	1992
10	UCLA (10) vs. California (0)	1992

Most Runs by a Losing Team

No.	School	Year
10	UCLA (10) vs. Auburn (11) (10 inn.)	2015
9	Arizona (9) vs. UCLA (15)	2010
8	Nebraska (8) vs. Florida (9)	2013
8	Washington (8) vs. Georgia (9) (9 inn.)	2009
7	Oklahoma (7) vs. Auburn (11) (8 inn.)	2016
7	Kentucky (7) vs. Baylor (8) (8 inn.)	2014
7	California (7) vs. Washington (9)	1996
7	Michigan (7) vs. Iowa (9)	1995
6	UCLA (6) vs. Florida St. (12)	2018
6	Arizona St. (6) vs. Oregon (11)	2018
6	Oklahoma (6) vs. Alabama (8)	2012
6	Iowa (6) vs. Fresno St. (7)	1997
5	Oklahoma (7) vs. Florida (5) (17 inn.)	2017-Championship Series- Game 1
5	Arizona St. (6) vs. Florida (5)	2011
5	Michigan (5) vs. Georgia (7)	2009
5	Alabama (5) vs. Florida (6)	2009
5	Alabama (5) vs. Northwestern (6) (10 inn.)	2006
5	Cal St. Fullerton (5) vs. Iowa (6)	1995
5	Alabama (5) vs. Florida St. (8)	2021

Largest Winning Margin in an Extra Inning Game

Margin	Schools	Year
4	Auburn (11) vs. Oklahoma (7)	2016
4	California (7) vs. UCLA (3)	2003
4	Arizona (6) vs. Florida St. (2)	2002
4	UCLA (5) vs. Fresno St. (1)	1991
4	Oklahoma St. (4) vs. Arizona (0)	1989
3	Michigan (4) vs. UCLA (1)	2005
3	Oklahoma (6) vs. Alabama (3)	2003
3	Fresno St. (4) vs. Kansas (1)	1992

Longest Game Time

6 Hrs. 13 minutes — May 24, 1984 (Omaha) – Texas A&M (1) vs. Cal Poly Pomona (0) (25 inn.)

Shortest Game Time

1 Hr. 8 minutes — May 26, 1983 (Omaha) – Louisiana Tech (2) vs. Pacific (0)

SERIES BATTING RECORDS

Batting Avg.
1. Arizona 95 .394
2. Arizona 96 .370
3. UCLA 10 .368
4. Washington 96 .351
5. Arizona St. 11 .338

Runs Scored
1. Oklahoma 21 49
2. Florida 11 47
   UCLA 10 47
4. Florida St. 18 39
5. UCLA 19 37
6. Auburn 16 36
   Arizona 10 36

Doubles
1. UCLA 10 15
2. Florida St.18 12
3. Florida 14 10
   Oklahoma 21 10
5. 4 tied at 8

Total Bases
1. Oklahoma 21 128
2. UCLA 10 114
3. Florida 11 101
4. Florida St. 18 95
5. UCLA 19 89
6. Arizona 10 84

Walks
1. Florida 11 35
2. California 03 32
3. Arizona St. 11 28
4. Tennesee 13 26
5. Florida St. 21 25
6. 4 tied at 23

Sac Bunts
1. Arizona 91 13
2. UCLA 84 12
3. UCLA 88 11
   UCLA 85 11
5. 4 tied at 10

Caught Stealing
1. Arizona 92 6
2. Oklahoma 01 5
   Adelphi 84 5
   Northwestern 84 5
5. Cal Poly Pomona 84 4

Slugging Pct.
1. UCLA 10 .735
2. Florida 11 .580
3. Oklahoma 21 .577
4. UCLA 19 .574
5. Arizona St.11 .559
6. Florida 14 .551

Hits
1. Oklahoma 21 67
2. Arizona 10 57
   UCLA 10 57
4. Arizona 07 55
5. Florida 11 54
6. Florida St. 18 53

Triples
1. Cal St. Fullerton 86 4
   Oklahoma 13 4
3. Oklahoma 12 3
   Oklahoma 21 3
5. 3 tied at 2

Total Plate Appearances
1. Texas A&M 84 275
2. Oklahoma 21 250
3. Arizona 07 246
4. Florida St. 21 241
5. California03 226
6. Michigan 05 221
7. Florida 11 220

Hit By Pitch
1. Florida 15 14
2. Alabama 12 9
3. Alabama 09 8
   Florida 14 8
5. 2 tied at 7

Sac Flies
1. Michigan 15 3
   Cal St. Northridge 94 3
   Nebraska 13 3
   Arizona 98 3
   UCLA 19 3

Steal Attempts
1. Florida St. 18 18
2. Florida 15 14
3. Oklahoma 16 11
   Florida St. 21 11
5. Arizona 06 10
   Florida St. 16 10

On Base Pct.
1. UCLA 10 .467
2. Arizona 95 .463
3. Arizona St. 11 .452
4. Arizona 96 .443
5. Florida 11 .433

Runs Batted In
1. Oklahoma 21 46
2. Florida 11 45
3. UCLA 10 44
4. Florida St. 18 37
5. Auburn 16 34
6. Arizona St. 11 32
   UCLA 19 32

Home Runs
1. Oklahoma 21 15
2. UCLA 10 14
   Florida 11 14
4. UCLA 19 12
5. Florida St. 18 10
6. Arizona St. 11 9

At Bats
1. Texas A&M 84 251
2. Oklahoma 21 222
3. Arizona 07 214
4. Florida St. 21 210
5. Michigan 05 200
6. Florida St. 18 188
7. 2 tied at 186

Strikeouts
1. Arizona 07 69
2. Michigan 05 64
3. Northwestern 06 59
4. Texas A&M 84 58
   Florida St. 21 58
6. 3 tie at 56

Stolen Bases
1. Florida St. 18 15
2. Florida 15 14
3. Arizona 06 10
   Oklahoma 21 10
5. Alabama 09 9
6. 3 tied at 8

Grounded in DP
1. Oklahoma 16 4
   Oklahoma 21 4
2. 8 tie at 3

Avg vs. Left
1. Arizona 98 .800
2. UCLA 16 .714
3. Arizona 97 .500
   Georgia 09 .500
   UCLA 17 .500

Avg w/ 2 Outs
1. Michigan 09 .455
2. UCLA 92 .422
3. Arizona State 11 .417
4. Arizona 95 .394
5. Arizona 96 .390

Avg w/Bases Loaded
1. UCLA 91 1.000
   Fresno State 88 1.000
   Florida State 02 1.000
   Cal Poly Pomona 85 1.000
   UCLA 17 1.000

Pinch Hitting Avg
1. Oregon 15 1.000
2. Michigan 98 1.000
3. Cal St Northridge 94 1.000
4. Fresno State 98 1.000
5. Michigan 15 1.000

2-out RBI
1. Florida 11 22
2. Oklahoma 21 20
3. Arizona State 11 18
   UCLA 10 18
5. Florida St. 18 17
   Arizona 10 17

Fly Outs
1. Texas A&M 87 61
2. UCLA 91 58
   Auburn 16 58
   Oklahoma 21 58
5. Oklahoma St. 94 55
6. UCLA 19 54
   Florida St. 21 54

Ground Outs/Fly Outs
1. Iowa 01 29.00
2. Fresno State 82 4.33
3. Michigan 98 4.29
4. UMass 98 4.20
5. Long Beach State 92 3.77

Avg vs. Right
1. Arizona 95 .394
2. UCLA 10 .371
3. Arizona 96 .370
4. UCLA 15 .358
5. Iowa 97 .357

Avg w/ Bases Empty
1. Florida 19 .476
2. Arizona 95 .419
3. Washington 96 .392
4. UCLA 00 .390
5. Florida 06 .385

Avg w/RBI Ops
1. Lousiana 03 1.000
2. DePaul 00 .500
3. Baylor 14 .474
4. Arizona 96 .447
5. Michigan 09 .429

Pinch Hit at Bats
1. Oklahoma 21 10
2. Nebraska 85 9
3. Tennessee 05 8
   Arizona State 08 8
5. 4 tied at 7

Ground Outs
1. UCLA 91 78

2.	UCLA 97	77
3.	Fresno State 90	76
4.	Texas A&M 83	70
	UCLA 93	70

Pct Reach As Leadoff

1.	Florida 19	.583
2.	Florida 06	.571
3.	Alabama 09	.560
4.	Arizona 94	.520
5.	Auburn 15	.515

Avg w/Runners

1.	Michigan 09	.480
2.	Fresno State 82	.462
3.	Fresno State 98	.394
4.	UConn 93	.389
5.	UCLA 92	.377
	Arizona 95	.377

Pct Adv Runners

1.	Fresno State 82	.813
2.	Michigan 09	.607
3.	Arizona 95	.597
4.	UCLA 94	.595
5.	UCLA 92	.589

Pinch Hits

1.	Florida 18	3
	Iowa 97	3
	Oklahoma 21	3
4.	12 tied at..	2

Runners left on base

1.	Florida 15	51
	Arizona 10	51
3.	Arizona 07	50
4	California 03	49
	Tennessee 07	49

Fly Outs/Ground Outs

1.	Michigan 09	5.40
2.	Arizona 09	3.20
3.	Arizona St. 18	2.71
4.	Kent State 90	2.43
5.	Missouri 10	2.22

Hits Per Game

1.	Washington 96	11.75
2.	UCLA 10	11.40
3.	UCLA 15	11.00
4.	Arizona 95	10.25
5.	Arizona 96	10.00

Triples Per Game

1.	Oklahoma 13	.80
	Cal St Fullerton 86	.80
3.	8 tied at	.50

Stolen Bases Per Game

1.	Florida 15	2.33
2.	Alabama 09	2.25
3.	Florida St. 18	2.14
4.	4 tied at	2.00

At Bats Per Game

1.	Cal Poly Pomona 84	60.50
2.	Oklahoma St. 82	45.00
3.	Texas A&M 84	41.83
4.	Kansas 92	40.50
	Michigan 95	40.50

Runs Scored Per Game

1.	UCLA 10	9.40
2.	Arizona 95	7.50
3.	UCLA 19	7.40
4.	Washington 96	7.00
	UCLA 15	7.00

Homers Per Game

1.	UCLA 10	2.80
2.	UCLA 19	2.40
3.	Florida 11	2.00
	Florida 18	2.00
5.	Oklahoma 21	1.88
6.	Arizona State 11	1.80

Walks Per Game

1.	Cal Poly Pomona 84	6.00
2.	Florida 13	5.67
3.	Arizona State 11	5.60
4.	California 03	5.33
5.	Tennessee 10	5.25

Plate Apperances Per Game

1.	Cal Poly Pomona 84	69.00
2.	Oklahoma St. 82	49.50
3.	Nebraska 13	48.50
4.	Texas A&M 84	45.83
5.	Florida 13	44.33

Doubles Per Game

1.	UCLA 10	3.00
	Alabama 16	3.00
3.	Florida 14	2.00
	UCLA 04	2.00
	Oregon 12	2.00

RBIs Per Game

1.	UCLA 10	8.80
2.	Arizona 95	6.50
3.	Florida 11	6.43
4.	Arizona State 11	6.40
5.	UCLA 15	6.33

Fewest Strikeouts Per Game

1.	UCLA 02	1.00
2.	UCLA 92	1.40
3.	UCLA 82	1.50
	Arizona 96	1.50
	Princeton 96	1.50

SERIES PITCHING RECORDS

Earned Run Avg

1.	Fresno State 98	0.00
	Arizona 94	0.00
	Adelphi 85	0.00
	Northwestern 86	0.00
	Utah State 84	0.00
	Utah 85	0.00

Batters Struck Out

1.	Arizona 07	76
2.	Tennessee 07	75
3.	Oklahoma 12	68
4.	Arizona 06	64
5.	UCLA 84	63

Losses

1.	Oklahoma 19	3
	Florida 11	3
	Arizona 10	3
	Texas A&M 08	3
	Florida St. 21	3

Sac Bunts Allowed

1.	Cal St Fullerton 85	12
	Texas A&M 84	12
3.	Fresno State 88	9
	Long Beach State 91	9
	Michigan 05	9

Fewest Runs Allowed

1.	6 tied at	1

Doubles Allowed

1.	Adelphi 88	0
	Long Beach State 93	0
	Louisiana 93	0
	California 01	0
	Arizona 98	0
	Arizona 01	0
	Alabama 00	0
	California 02	0
	Tennessee 06	0
	Alabama 11	0

Wild Pitches

1.	Georgia 10	8
	UCLA 91	8
	UCLA 15	8
4.	Oklahoma 12	7
5.	Arizona 10	6

Intentional BB Allowed

1.	Michigan 13	3
2	Washington 09	1
3	Oklahoma 16	1
4	28 tied at	2

Opposing Bat Avg

1.	Cal St Fullerton 86	.067
2.	UCLA 93	.073
3	UCLA 89	.096
4.	California 02	.101
5.	Nebraska 85	.107

Batters SO Out Looking

1.	Arizona 06	22
2.	LSU 04	19
	Arizona State 08	19
4.	Washington 09	18
5.	Arizona 07	17

Saves

1.	Oklahoma 17	3
2.	Alabama 11	2
3.	25 tied at	1

Sac Flies Allowed

1.	UCLA 15	3
	Washington 98	3
3.	20 tied at	2

Fewest Earned Runs Allowed

1.	Utah State 84	0
	Utah 85	0
	Adelphi 85	0
	Northwestern 86	0
	Arizona 94	0
	Fresno St. 98	0

Triples Allowed

1.	Louisiana 93	0
	Oklahoma St. 90	0
	Cal St Fullerton 86	0
	Arizona 01	0
	UCLA 99	0
	UCLA 16	0
	Northwestern 06	0
	Michigan 98	0
	Iowa 96	0
	Oklahoma 12	0
	LSU 17	0
	Arizona St. 11	0
	California 02	0
	Tennessee 10	0
	Florida St. 21	0
	Oklahoma 21	0
	Oklahoma St. 21	0

Balks

1.	Arizona 10	11
2.	Florida 10	4
3.	Florida 11	2
	USF 12	2
	Georgia 09	2

Innings Pitched

1.	Texas A&M 84	72.1
2.	Arizona 07	60.0
3.	Oklahoma 21	56.0
4.	Michigan 05	55.0
5.	Texas A&M 83	54.0

	Florida St. 21	54.0
7.	UCLA 91	53.1

Wins

1.	Florida St. 18	6
	Arizona 07	6
	Oklahoma 21	6
3.	24 tied at 5	5

Runners Picked Off

1.	Fresno State 91	3
2.	6 tied at	2

Fewest Hits Allowed

1.	Texas 98	5
2.	Louisiana Tech 85	6
3.	3 tied at	7

Walks Allowed

1.	Virginia Tech 08	0
	Missouri 83	0
3.	9 tied at	1

Home Runs Allowed

1.	Arizona 96	0
	Michigan 02	0
	Western Michigan 82	0
	UCLA 89	0
	Louisiana 95	0
	Nebraska 82	0
	Fresno State 87	0
	Michigan 01	0
	Northwestern 07	0
	Texas A&M 83	0
	South Carolina 83	0
	Adelphi 88	0
	California 86	0
	Arizona State 82	0

Hit Batters

1.	Michigan 15	12
2.	Oklahoma 12	10
3.	Georgia 10	9
4.	Alabama 08	7
	Florida 15	7

B/Avg vs Left

1.	Texas A&M 84	.000
	UCLA 91	.000
	Arizona 91	.000
	Arizona 92	.000
	Fresno State 91	.000
	Tennessee 05	.000
	Nebraska 85	.000
	Cal St Fullerton 85	.000
	Fresno State 82	.000
	UMass 92	.000

B/Avg w/2 Outs

1.	Oklahoma St. 82	.000
	Nebraska 82	.000
	Creighton 82	.000
	Cal St Fullerton 86	.000
	Kansas 92	.000
	California 01	.000
	UMass 97	.000
	Toledo 89	.000
	Texas 98	.000

Ground Ball Outs

1.	California 03	93
2.	Fresno State 88	76
3.	Florida St. 21	75
4.	Arizona 91	73
5.	Cal St Fullerton 83	70
6.	Texas A&M 87	69

B/Avg vs Right

1.	Cal St Fullerton 86	.057
2.	Northwestern 07	.064
3.	UCLA 93	.071
4.	UCLA 89	.093
5.	UCLA 95	.099

B/Avg w/Runners

1.	Oklahoma St. 82	.000
	Nebraska 82	.000
	Creighton 82	.000
	UCLA 82	.000
	Fresno State 82	.000

Fly/Ground Outs

1.	Arizona 08	5.00
2.	Arizona State 11	4.73
3.	Baylor 14	4.00
4.	Missouri 10	3.14
5.	Alabama 09	2.86

B/Avg vs Leadoff

1.	Oklahoma St. 82	.000
	Nebraska 82	.000
	Creighton 82	.000
4.	Washington 10	.071
5.	Texas A&M 86	.103

Fly Ball Outs

1.	Oklahoma 21	73
2.	UCLA 88	68
3.	Georgia 09	61
4.	UCLA 87	58
5.	Oklahoma 16	55
	UCLA 91	55

Ground/Fly Outs

1.	Western Michigan 82	8.00
2.	Michigan 13	7.60
3.	Tennessee 15	7.25
4.	Fresno State 99	7.20
5.	Arizona 09	5.67

Innings Per Game

1.	Cal Poly Pomona 84	18.17
2.	Oklahoma St. 82	13.00
3.	Texas A&M 84	12.06
4.	Kansas 92	12.00
5.	Nebraska 13	11.00
	Louisiana Tech 86	11.00

Doubles Allowed/Game

1.	Arizona 07	0.00
	UCLA 93	0.00
	Arizona 92	0.00
	UCLA 85	0.00
	Arizona 93	0.00
	Cal St Fullerton 86	0.00
	Tennessee 06	0.00
	Louisiana 93	0.00
	UCLA 89	0.00
	UCLA 92	0.00

Fly Outs/Game

1.	Utah 85	13.46
2.	Central Michigan 87	12.95
3.	Georgia 09	12.20
4.	Missouri 10	11.85
5.	Baylor 14	11.79

Hits Allowed/Game

1.	Cal St Fullerton 86	1.47
2.	UCLA 93	1.66
3.	UCLA 89	2.20
4.	California 02	2.25
5.	Texas 06	2.45

Strikeouts/Game

1.	Texas 06	14.00
2.	Virginia Tech 08	13.07
3.	Texas 05	12.87
4.	Alabama 21	12.44
5.	UCLA 94	12.12
6.	Tennessee 07	11.93

Triples Allowed/Game

1.	Texas A&M 84	0.00
	Arizona 07	0.00
	Texas A&M 83	0.00
	UCLA 84	0.00
	Texas A&M 87	0.00
	UCLA 97	0.00
	UCLA 03	0.00
	UCLA 93	0.00
	Oklahoma 17	0.00
	UCLA 05	0.00
	Florida St. 21	0.00
	Oklahoma 21	0.00
	Oklahoma St. 21	0.00

Ground Outs/Game

1.	Tennessee 15	15.62
2.	Arizona 90	14.50
3.	UMass 92	14.17
4.	South Carolina 89	14.00
5.	Creighton 86	13.92

Runs Allowed/Game

1.	Cal St Fullerton 86	0.18
2.	UCLA 82	0.19
3.	UCLA 89	0.20
4.	UCLA 92	0.23
5.	UCLA 01	0.25

Walks Allowed/Game

1.	Missouri 83	0.00
	Virginia Tech 08	0.00
3.	Kansas 92	0.29
	Pacific 83	0.29
5.	Arizona 99	0.35

Homers Allowed/Game

1.	Texas A&M 83	0.00
	UCLA 91	0.00
	UCLA 84	0.00
	UCLA 83	0.00
	Texas A&M 87	0.00
	UCLA 93	0.00
	Fresno State 90	0.00
	UCLA 87	0.00
	UCLA 90	0.00
	Oklahoma 12	0.00

Batters Faced/Game

1.	Georgia 18	42.68
2.	UCLA 16	41.46
3.	Princeton 96	40.92
4.	Missouri 09	38.50
5.	Texas A&M 17	38.18

Earned Runs/Game

1.	Fresno State 98	0.00
	Arizona 94	0.00
	Adelphi 85	0.00
	Northwestern 86	0.00
	Utah State 84	0.00
	Utah 85	0.00

SERIES FIELDING RECORDS

Fielding Pct

1.	UCLA 88	1.000
	UCLA 82	1.000
	Arizona State 11	1.000
	Arizona 98	1.000
	Louisiana Tech 86	1.000
	DePaul 07	1.000
	Texas A&M 88	1.000
	UCLA 17	1.000
	California 00	1.000
	Iowa 01	1.000

Assists

1.	Texas A&M 84	99
2.	California 03	92

3. Fresno State 88 83
4. Florida St. 21 82
5. Cal St Fullerton 83 79
6. UCLA 91 74

Stolen Bases Against

1. LSU 15 9
2. Southern Miss 00 8
   UCLA 21 8
4. Oklahoma St. 94 7
   Florida State 90 7
   Michigan 15 7

Passed Balls

1. Utah State 84 4
   Utah 85 4
3. UNLV 95 3
   Arizona 07 3
   Oklahoma 12 3
   Indiana 83 3

Chances

1. Texas A&M 84 329
2. California 03 254
3. Florida St. 21 251
4. UCLA 91 238
5. Arizona 07 230
6. Fresno State 88 226

Errors

1. Iowa 95 14
   Cal St Fullerton 83 14
3. Texas A&M 84 13
   Oklahoma St. 94 13
5. Fresno St. 88 11
   UCLA 03 11
   Fresno St. 91

Caught Stealing By

1. Texas A&M 84 7
2. UCLA 91 6
3. UCLA 87 5
4. Arizona 07 4
5. Washington 17 4

Catchers Interference

1. Missouri 11 1
   Baylor 11 1
   Texas A&M 87 1
   UCLA 97 1
   Fresno State 88 1

Putouts

1. Texas A&M 84 217
2. Arizona 07 180
3. Oklahoma 21 168
4. Michigan 05 165
5. Texas A&M 83 162
   Florida St. 21 162
7. UCLA 91 160

Fielding Double Plays

1. Florida 14 7
2. Oklahoma 16 6
   Auburn 15 6
4. Florida St. 18 5
   Arizona State 12 5

Steal Attempts Against

1. Texas A&M 84 9
   UCLA 91 9
   LSU 15 9
   Arizona 07 9
   Southern Miss 00 9
   Oklahoma St. 94 9
   UCLA 21 9

WCWS YEAR-BY-YEAR BATTING TOTALS

Year	Avg.	G	AB	R	H	2B	3B	HR	RBI	TB	SLG%	BB	HBP	SO	SF	SH	SB	SB-ATT
1982	.172	14	806	35	139	13	2	1	22	159	.197	59	3	166	1	41	6	7
1983	.164	15	891	41	146	11	2	1	30	164	.184	34	6	185	1	36	7	13
1984	.160	15	971	32	155	12	0	3	24	176	.181	67	5	220	1	36	17	36
#1985	.149	15	717	41	107	12	1	5	35	136	.190	51	7	169	2	45	8	14
1986	.161	14	833	36	134	16	4	0	33	158	.190	40	7	131	2	33	12	19
1987	.179	15	759	36	136	19	0	1	29	158	.208	37	4	158	2	30	12	18
1988	.205	15	765	51	157	10	1	7	43	190	.248	42	5	110	4	25	13	15
1989	.211	14	692	61	146	15	1	3	47	172	.249	37	4	102	3	29	5	6
1990	.199	15	754	46	150	14	3	6	31	188	.249	44	0	104	1	28	11	18
1991	.182	15	862	38	157	16	2	2	30	183	.212	50	4	129	1	46	14	24
1992	.193	14	753	59	145	12	2	7	47	182	.242	31	9	140	0	33	11	23
1993	.180	15	801	47	144	9	2	5	42	172	.215	50	4	176	6	39	8	13
1994	.234	14	782	83	183	19	2	7	71	227	.290	59	6	165	8	17	16	21
1995	.255	13	729	88	186	21	0	11	79	240	.329	50	7	94	5	18	13	18
1996	.281	13	708	89	199	24	0	8	75	247	.349	41	10	74	2	19	22	28
1997	.225	15	823	83	185	19	3	15	70	255	.310	60	3	168	5	25	8	12
1998	.201	14	663	68	133	15	0	14	61	190	.287	57	6	147	5	17	18	20
1999	.183	13	634	34	116	17	1	8	32	159	.251	35	7	148	1	29	12	16
2000	.229	13	647	59	148	13	2	16	53	213	.329	49	11	138	4	26	24	28
2001	.194	13	674	48	131	15	0	14	44	188	.279	58	7	158	3	15	8	21
2002	.161	13	657	45	106	14	0	8	37	144	.219	79	8	158	1	25	11	16
2003	.166	15	806	68	134	17	1	20	60	213	.264	96	4	209	1	29	15	17
2004	.239	14	812	71	194	29	3	14	64	271	.334	57	14	170	2	31	12	17
2005	.173	16	903	58	156	17	1	10	49	205	.227	52	12	289	1	33	11	19
2006	.211	15	824	68	174	15	2	19	57	250	.303	52	12	287	2	17	20	26
2007	.200	16	804	69	161	16	1	13	62	218	.271	85	7	282	3	19	24	29
2008	.186	15	767	58	143	16	1	9	50	188	.245	72	16	231	3	15	15	19
2009	.247	15	792	120	196	27	3	24	111	301	.380	83	16	176	2	15	20	24
*2010	.285	15	792	141	226	31	2	35	124	366	.462	93	28	193	3	18	17	20
2011	.245	15	784	109	192	17	2	29	99	300	.383	94	15	211	4	17	21	29
2012	.223	15	755	95	168	24	3	18	87	252	.334	88	26	218	5	13	26	37
2013	.211	14	790	98	167	22	7	18	85	257	.325	121	16	220	4	23	24	30
2014	.238	14	723	92	172	26	2	23	85	271	.375	60	12	144	3	11	16	22
2015	.257	15	806	110	207	29	2	16	96	288	.357	91	33	145	7	22	27	31
2016	.256	15	810	125	207	26	3	27	115	320	.395	82	22	113	4	21	21	29
2017	.229	14	773	96	177	27	2	23	94	277	.358	53	18	157	3	20	14	21
2018	.259	15	776	118	201	24	3	31	111	324	.418	71	10	200	4	18	24	29
2019	.231	15	808	107	187	28	3	36	97	329	.407	76	17	212	4	9	7	12
2021	.241	17	883	123	213	26	4	34	114	349	.395	69	15	217	4	14	23	25
Totals	**.210**	**567**	**30,329**	**2,846**	**6,378**	**733**	**73**	**541**	**2,495**	**8,880**	**.293**	**2,425**	**416**	**6,714**	**117**	**957**	**593**	**822**

*# - Lowest Team Batting Average * - Highest Team Batting Average*

WCWS YEAR-BY-YEAR PITCHING TOTALS

Year	ERA	G	CG	SHO/ CBO	SV	IP	H	R	ER	BB	SO	WP	HBP	BK
1982	0.63	14	21	10/1	0	234.1	139	35	21	58	166	4	3	0
1983	0.60	15	26	11/1	1	255.1	146	41	22	34	185	5	6	1
#1984	0.42	14	21	14/4	2	286	155	32	17	67	231	10	5	1
1985	0.75	15	23	11/0	0	214	107	41	23	51	169	7	7	0
1986	0.72	14	22	12/1	0	242	134	36	25	40	131	3	7	0
1987	0.71	15	25	11/2	1	218.1	136	36	22	37	158	6	4	0
1988	1.06	15	27	10/0	0	211	157	51	32	42	110	6	5	0
1989	1.45	14	28	11/0	0	188	146	61	39	37	102	11	4	0
1990	0.94	15	26	11/1	1	207.2	150	46	28	44	104	7	0	3
1991	0.68	15	22	12/2	0	247.2	157	38	24	50	129	18	4	0
1992	1.21	14	26	9/0	0	209	145	59	36	31	140	7	9	0
1993	1.03	15	25	10/0	0	225	144	47	33	50	176	5	4	0
1994	1.97	14	17	7/1	0	202.1	183	83	57	59	165	10	6	3
1995	2.21	13	16	6/0	0	183.1	186	88	58	50	94	6	7	0
1996	2.61	13	15	5/0	1	174	199	89	65	41	74	12	10	0
1997	2.18	15	23	6/0	0	218	185	83	68	60	168	4	3	0
1998	1.71	14	18	7/2	1	180.1	133	68	44	57	147	11	6	0
1999	0.97	13	17	9/1	1	180.2	116	34	25	35	148	7	7	1
2000	1.78	13	17	5/2	0	176.2	148	59	45	49	138	3	11	0
2001	1.88	13	17	7/3	0	191.2	131	48	40	58	158	1	7	0
2002	1.24	13	17	7/1	0	192	106	45	34	79	158	3	8	0
2003	1.61	15	22	3/0	0	230	134	68	53	96	209	5	4	0
2004	1.82	14	20	2/0	0	215	194	71	56	57	170	5	14	0
2005	0.98	15	24	9/0	0	257.1	156	58	36	52	289	9	12	0
2006	1.62	15	26	8/0	0	220.2	174	68	51	52	287	3	12	0
2007	2.31	16	26	11/0	0	222	161	69	57	85	282	3	7	4
2008	1.41	15	26	8/0	0	213	143	58	43	72	231	4	16	0
2009	3.59	15	19	5/0	0	203	196	120	104	83	176	12	16	2
*2010	4.34	15	15	3/1	1	196.2	226	141	122	93	193	18	28	16
2011	4.29	15	19	5/2	3	209.2	192	109	100	94	211	9	15	2
2012	2.60	15	22	3/0	0	202	168	95	75	88	218	11	26	4
2013	3.48	14	17	4/0	3	214.2	167	98	83	121	220	15	16	1
2014	2.77	14	15	6/0	2	187	172	92	74	60	144	4	12	0
2015	3.26	15	12	3/0	3	210.2	207	110	98	91	145	21	33	0
2016	3.13	15	15	3/0	1	207.2	207	125	93	82	113	12	22	0
2017	2.84	14	9	3/1	4	207.0	177	96	84	53	157	10	18	0
2018	4.29	15	15	5/1	3	197.1	201	118	94	71	200	5	10	0
2019	2.93	15	17	4/0	1	210	187	107	88	76	212	17	17	0
2021	3.20	17	14	4/2	1	229.2	213	123	105	69	217	13	15	0
Totals	**1.84**	**565**	**782**	**280/29**	**30**	**8,263.2**	**6,378**	**2,846**	**2,174**	**2,424**	**6,725**	**322**	**416**	**38**

*# - Lowest Team Earned Run Average * - Highest Team Earned Run Average*

WCWS YEAR-BY-YEAR FIELDING TOTALS

Year	C	PO	A	E	FLD%	DP	PB	CI
1982	1,062	702	324	36	.966	3	4	0
1983	1,134	766	322	46	.959	8	8	0
1984	1,257	858	356	43	.966	14	10	0
1985	946	642	266	38	.960	3	7	0
1986	1,106	726	348	32	.971	10	8	0
1987	940	655	259	26	.972	13	5	1
1988	954	633	293	28	.971	9	4	1
1989	869	564	265	40	.954	8	2	0
1990	968	623	306	39	.960	7	2	0
1991	1,136	743	354	39	.966	7	4	0
1992	965	637	299	39	.960	8	2	0
1993	997	675	283	39	.961	5	4	0
1994	880	607	233	40	.955	4	5	0
*1995	852	550	254	48	.944	5	4	0
1996	811	522	253	36	.956	7	2	0
1997	974	654	287	33	.966	7	7	1
1998	796	541	224	31	.961	7	0	0
1999	783	542	219	22	.972	5	1	0
2000	755	530	202	23	.970	7	4	0
2001	827	575	233	19	.977	7	5	0
2002	828	576	221	31	.963	6	1	0
2003	1,020	690	297	33	.968	7	1	0
2004	946	644	267	35	.963	6	4	0
2005	1,050	772	248	30	.971	4	4	0
2006	886	662	189	35	.960	8	0	0
#2007	865	666	182	17	.980	5	6	0
2008	870	639	207	24	.972	7	5	0
2009	839	609	206	24	.971	11	4	0
2010	789	590	177	22	.972	10	2	0
2011	855	629	203	23	.973	10	4	2
2012	857	606	215	36	.958	11	6	0
2013	918	644	247	27	.971	9	2	0
2014	786	561	201	24	.969	9	2	0
2015	885	632	223	30	.966	17	3	0
2016	919	623	253	43	.953	15	7	0
2017	902	621	258	23	.975	8	3	0
2018	819	592	195	32	.961	13	4	0
2019	828	630	174	24	.971	4	2	0
2021	961	689	236	36	.963	13	2	0
Totals	**35,835**	**24,820**	**9,779**	**1,246**	**.965**	**317**	**150**	**5**

*# - Highest Team Fielding Average * - Lowest Team Fielding Average*

WCWS NATIONAL CHAMPION TEAM BATTING STATISTICS

Year	Team	W-L	AVG	AB	R	H	2B	3B	HR	TB	SLG	RBI	BB	SO	SB
1982	UCLA	5-0	.214	154	7	33	4	0	0	37	.240	2	14	14	3
1983	Texas A&M	5-1	.144	180	7	26	1	2	0	31	.172	4	12	40	0
1984	UCLA	5-1	.200	175	10	35	2	0	3	46	.263	8	10	23	2
1985	UCLA	5-1	.180	139	8	25	5	0	0	30	.216	4	13	22	2
1986	Cal St. Fullerton	5-0	.225	142	13	32	5	4	0	45	.317	10	7	17	2
1987	Texas A&M	5-1	.228	167	14	38	3	0	0	41	.246	12	9	27	3
1988	UCLA	5-1	.265	155	20	41	3	0	3	53	.342	14	13	13	2
1989	UCLA	5-0	.285	130	18	37	8	0	1	48	.369	13	3	8	2
1990	UCLA	5-1	.277	155	17	43	6	0	2	55	.355	12	16	16	1
1991	Arizona	4-1	.197	152	8	30	0	1	0	32	.211	7	12	25	2
1992	UCLA	5-0	.333	129	31	43	4	0	4	59	.457	25	10	7	0
1993	Arizona	4-1	.262	149	10	39	2	0	0	41	.275	9	7	19	4
1994	Arizona	4-0	.327	107	20	35	3	0	3	47	.439	18	12	20	3
1995	UCLA	4-0	.306	111	14	34	2	0	4	48	.432	14	4	7	0
1996	Arizona	4-0	.370	108	25	40	4	0	3	53	.491	23	13	6	8
1997	Arizona	4-1	.240	150	20	36	7	0	2	49	.327	16	16	31	2
1998	Fresno St.	4-1	.296	135	22	40	2	0	4	54	.400	20	9	19	1
1999	UCLA	4-0	.236	110	9	26	3	1	4	43	.391	8	6	22	1
2000	Oklahoma	4-0	.238	101	9	24	3	0	4	39	.386	9	3	40	7
2001	Arizona	4-0	.156	96	10	15	0	0	5	30	.313	9	7	25	1
2002	California	4-0	.219	96	14	21	5	0	1	29	.302	9	18	9	0
2003	UCLA	5-1	.217	166	16	36	5	1	5	58	.349	16	19	34	2
2004	UCLA	4-0	.259	116	16	30	8	0	3	47	.405	16	10	20	1
*2005	Michigan	5-2	.220	200	19	44	6	0	3	59	.295	18	11	64	4
2006	Arizona	5-1	.250	168	24	42	3	0	2	51	.304	20	13	39	10
2007	Arizona	6-2	.257	214	21	55	7	0	2	68	.318	21	20	69	3
2008	Arizona St.	5-0	.222	117	24	26	2	0	4	40	.342	21	20	31	3
2009	Washington	5-1	.304	171	32	52	8	1	6	80	.468	28	13	49	4
2010	UCLA	5-0	.368	155	47	57	15	0	14	14	.735	44	23	29	0
2011	Arizona St.	5-0	.338	136	34	46	3	0	9	76	.559	32	28	21	1
2012	Alabama	5-1	.243	152	26	37	5	0	4	54	.355	23	18	48	4
2013	Oklahoma	5-0	.299	144	32	43	7	4	5	73	.507	28	23	34	6
2014	Florida	5-0	.331	136	32	45	10	1	6	75	.551	31	12	21	6
2015	Florida	5-1	.245	151	21	37	4	1	6	61	.404	15	23	29	14
2016	Oklahoma	5-1	.263	160	29	42	0	1	6	62	.388	25	22	22	8
2017	Oklahoma	5-0	.232	164	25	38	5	0	6	61	.371	25	8	32	4
2018	Florida St.	6-1	.282	188	39	53	12	0	10	95	.505	37	23	52	15
2019	UCLA	5-0	.310	155	37	48	5	0	12	89	.574	32	21	35	0
2021	Oklahoma	6-2	.302	222	49	67	10	3	15	128	.577	46	19	37	6

**Beginning in 2005- New Championship Format (Best 2-of-3 Series)*

WCWS NATIONAL CHAMPION PITCHING AND FIELDING STATS

Year	Team	W-L	Sv	ERA	SHO	CG	IP	H	R	ER	BB	SO	PO	A	E	DP	PB
1982	UCLA	5-0	0	0.16	4	4	45.0	21	1	1	6	68	135	29	0	0	1
1983	Texas A&M	5-1	1	0.26	5	5	54.0	24	2	2	6	54	162	57	3	1	2
1984	UCLA	5-1	0	0.27	5	5	52.0	24	2	2	7	63	156	52	4	2	0
1985	UCLA	5-1	0	0.16	4	6	43.0	18	3	1	10	54	129	38	8	1	0
1986	CS Fullerton	5-0	0	0.18	4	5	38.0	8	1	1	2	25	114	42	4	1	1
1987	Texas A&M	5-1	0	0.15	3	6	48.0	23	3	1	5	51	144	71	5	2	2
1988	UCLA	5-1	0	0.67	3	6	42.0	26	4	4	8	22	126	36	0	2	1
1989	UCLA	5-0	0	0.20	4	5	35.0	11	1	1	5	35	105	38	2	1	0
1990	UCLA	5-1	1	0.17	4	5	41.2	17	2	1	6	28	125	51	3	0	0
1991	Arizona	4-1	0	0.16	3	4	44.2	22	2	1	8	21	134	67	6	1	2
1992	UCLA	5-0	0	0.23	4	5	31.0	13	1	1	2	36	93	35	5	1	0
1993	Arizona	4-1	0	0.18	3	5	39.0	17	2	1	6	52	117	34	9	2	0
1994	Arizona	4-0	0	0.00	3	4	26.0	14	2	0	8	24	78	27	2	0	0
1995	UCLA	4-0	0	0.75	2	4	28.0	17	3	3	2	20	84	37	2	1	1
1996	Arizona	4-0	0	1.35	1	4	26.0	29	8	5	2	12	78	38	5	0	0
1997	Arizona	4-1	0	1.58	1	5	40.0	28	9	9	4	35	120	43	3	0	1
1998	Fresno State	4-1	0	0.00	2	4	33.0	18	5	0	2	20	99	56	7	1	0
1999	UCLA	4-0	1	0.68	1	3	31.0	19	5	3	8	27	93	48	4	1	0
2000	Oklahoma	4-0	0	0.75	1	3	28.0	26	3	3	5	7	84	41	2	1	0
2001	Arizona	4-0	0	1.86	2	4	29.0	19	6	6	6	31	87	28	3	0	0
2002	California	4-0	0	0.50	3	4	28.0	9	2	2	4	33	84	21	1	0	0
2003	UCLA	5-1	0	0.60	2	6	47.0	18	10	4	16	44	141	60	11	3	0
2004	UCLA	4-0	0	0.85	1	4	33.0	28	4	4	9	22	99	53	2	0	1
*2005	Michigan	5-2	0	1.02	2	6	55.0	28	12	8	12	61	165	48	5	0	0
2006	Arizona	5-1	0	0.33	4	6	43.0	24	3	2	4	64	129	31	7	2	0
2007	Arizona	6-2	0	0.60	4	8	60.0	34	6	4	29	76	180	46	4	2	3
2008	Arizona State	5-0	0	0.40	3	5	35.0	15	2	2	9	54	105	18	2	0	0
2009	Washington	5-1	0	2.42	2	6	44.2	31	15	12	13	49	134	51	7	4	1
2010	UCLA	5-0	0	4.00	0	2	35.0	35	21	20	14	31	105	34	1	2	0
2011	Arizona St.	5-0	0	3.09	1	5	35.0	27	12	12	19	38	105	15	0	2	0
2012	Alabama	5-1	0	3.00	0	3	42.0	35	20	18	24	45	126	34	7	2	0
2013	Oklahoma	5-0	0	1.42	1	5	38.0	14	8	6	14	51	114	48	3	2	0
2014	Florida	5-0	1	1.64	3	4	33.0	22	6	6	3	16	99	42	4	7	0
2015	Florida	5-1	1	1.30	1	5	43.0	32	8	8	11	24	129	46	2	4	1
2016	Oklahoma	5-1	0	3.23	1	5	43.1	46	22	20	14	30	130	40	5	6	0
2017	Oklahoma	5-0	3	1.87	4	0	45.0	32	15	12	8	32	135	50	7	2	5
2018	Florida St.	6-1	1	2.25	1/0	4	48.0	48	20	12	12	39	144	56	8	5	1
2019	UCLA	5-0	0	1.84	1/0	4	38.0	31	11	10	10	34	114	32	2	0	1
2021	Oklahoma	6-2	0	2.12	1/1	4	56.0	44	22	17	18	60	168	31	8	2	0

**Beginning in 2005- New Championship Format (Best 2-of-3 Series)*

WCWS INDIVIDUAL BATTING LEADERS

Year	Player, School	Avg.	G	AB	R	H	RBI	2B	3B	HR
1982	P. Smith, Oklahoma St.	.400	2	10	0	4	1	0	0	0
	Van Fossen, Oklahoma St.	.400	2	10	0	4	0	0	0	0
1983	Vera Bahr, CSF	.455	5	11	2	5	0	0	0	0
1984	Peg Richardson, Nebraska	.500	4	10	2	5	0	0	0	0
1985	JoAnn Ferrieri, CSF	.438	5	16	0	7	3	1	0	0
1986	Chenita Rogers, CSF	.438	5	16	1	7	2	0	0	0
1987	Chenita Rogers, CSF	.467	4	15	0	7	2	1	0	0
1988	Shanna Flynn, UCLA	.450	6	20	4	9	1	1	0	0
1989	Lorraine Maynez, UCLA	.588	5	17	6	10	1	2	0	0
1990	Missy Phillips, UCLA	.467	6	15	2	7	3	1	0	0
1991	Debby Day, Arizona	.385	5	13	1	5	0	0	0	0
1992	Amy Geldbach, Long Beach St.	.545	3	11	1	6	0	0	0	0
1993	Lisa Fernandez, UCLA	.429	6	14	2	6	1	0	0	1
1994	Leah O'Brien. Arizona	.750	4	12	4	9	5	2	0	1
1995	Leah O'Brien, Arizona	.667	4	12	4	8	4	1	0	0
	Brandi Shriver, Arizona	.667	4	12	3	8	1	0	0	0
1996	Alison Johnsen, Arizona	.533	4	15	5	8	3	1	0	0
1997	Leah O'Brien, Arizona	.600	5	15	4	9	6	1	0	1
1998	Nancy Evans, Arizona	.600	4	10	1	6	2	1	0	0
1999	Christie Ambrosi, UCLA	.429	4	14	1	6	2	0	1	1
2000	Tairia Mims, UCLA	.600	4	10	2	6	2	1	0	1
2001	Christy Ring, Oklahoma	.636	3	11	2	7	0	1	0	0
2002	Natasha Watley, UCLA	.462	3	13	1	6	0	0	0	0
2003	Natasha Watley, UCLA	.440	6	25	5	11	3	2	1	0
2004	Christina Enea, Oklahoma	.545	3	10	2	6	1	0	0	0
2005	Samantha Findlay, Michigan	.409	7	22	2	9	8	3	0	1
2006	Katie Logan, Northwestern	.400	5	20	2	8	0	1	0	0
	Jodie Legaspi, UCLA	.400	4	10	1	4	0	1	0	0
2007	Kristie Fox, Arizona	.500	8	22	4	11	2	1	0	1
	Ashley Monceau, Baylor	.500	3	10	1	5	1	1	0	0
2008	Ali Gardiner, Florida	.438	5	16	1	7	0	1	0	0
2009	Taylor Haro, Arizona State	.500	3	10	1	5	3	0	0	0
2010	Megan Langenfeld, UCLA	.706	5	17	8	12	9	2	0	4
2011	Annie Lookwood, Arizona St.	.563	5	16	5	9	8	1	0	3
2012	Destinee Martinez, Oklahoma	.429	6	21	4	9	0	0	1	0
2013	Lauren Chamberlin, Alabama	.421	5	19	7	8	5	1	2	3
2014	Courtney Coe, Oregon	.500	4	12	0	6	0	0	0	0
	Linsey Hays, Baylor	.500	4	12	4	6	1	0	0	0
2015	Lauren Haeger, Florida	.571	6	14	5	8	7	1	0	3
2016	Alex Powers, Florida St.	.571	4	14	3	8	4	2	0	2
2017	Alexis Mack, Oregon	.500	4	14	5	7	0	0	0	0
2018	Bubba Nickles, UCLA	.545	4	11	5	6	3	1	0	2
2019	Aaliyah Jordan, UCLA	.571	5	14	6	8	6	1	0	3
2021	Kaley Mudge, Florida St.	.500	8	28	6	14	3	3	0	0
	Bailey Hemphill, Alabama	.500	4	10	5	5	5	1	0	2

Minimum 10 at-bats

WCWS ALL-TIME RESULTS

Date	Location	Result	Pitchers of Record	Attendance	Time
May 27, 1982	Omaha	Arizona State 2, Cal St. Fullerton 0 (9)	W-CASAREZ,L-VAN WYK		2:10
May 27, 1982	Omaha	Nebraska 3, Creighton 2 (8)	W-WOLTERMAN, L-LETTS		
May 27, 1982	Omaha	UCLA 2, Oklahoma St. 1 (13)	W-DOOM, L-HUCLACK	3427	
May 27, 1982	Omaha	Western Michigan 5, Fresno State 0	W-KINNE L-WARD	3427	1:15
May 29, 1982	Omaha	Cal St. Fullerton 4, Creighton 1	W-VAN WYK, L-LETTS	1203	
May 29, 1982	Omaha	Fresno State 1, Oklahoma St. 0 (14)	W-WARD, L-SCHELL	1203	2:27
May 29, 1982	Omaha	Arizona State 2, Nebraska 0	W-CASAREZ, L-WOLTERMAN	1466	1:15
May 29, 1982	Omaha	UCLA 1, Western Michigan 0	W-DOOM, L-KINNE	1466	1:22
May 29, 1982	Omaha	Fresno State 1, Nebraska 0	W-CAMBRIA, L-WAGNER	0	
May 29, 1982	Omaha	Cal St. Fullerton 1, Western Michigan 0 (8)	W-VAN WYK, L-KINNE	0	1:26
May 29, 1982	Omaha	UCLA 1, Arizona State 0	W-DOOM, L-RITCHEY	185	1:42
May 30, 1982	Omaha	Fresno State 4, Arizona State 1	W-WARD, L-CASAREZ	0	1:16
May 30, 1982	Omaha	UCLA 1, Cal St. Fullerton 0 (10)	W-DOOM, L-EDDE	1199	2:17
May 31, 1982	Omaha	UCLA 2, Fresno State 0 (8)	W-DOOM, L-WARD	0	
May 25, 1983	Omaha	Cal St. Fullerton 3, Indiana 2	W-LEFEBVRE, L-WOOD	1532	1:50
May 25, 1983	Omaha	South Carolina 2, Texas A&M 0	W-LOWERY, L-STOLL	1532	1:28
May 26, 1983	Omaha	UCLA 1, Missouri 0	W-COMPTON, T., L-WILSON	1719	1:13
May 26, 1983	Omaha	Louisiana Tech 2, Pacific 0	W-JOHNSON,L-MAHONEY	1719	1:08
May 27, 1983	Omaha	Texas A&M 1, Indiana 0	W-STOLL, L-UTERBRINK	532	1:30
May 26, 1983	Omaha	Pacific 1, Missouri 0 (12)	W-MAHONEY, L-WILSON	532	2:22
May 27, 1983	Omaha	Cal St. Fullerton 2, South Carolina 0	W-LEFEBVRE, L-LOWERY	1982	1:30
May 27, 1983	Omaha	UCLA 8, Louisiana Tech 0	W-DOOM, L-JOHNSON	1982	1:43
May 28, 1983	Omaha	South Carolina 2, Pacific 1	W-LOWERY, L-MAHONEY	1683	1:32
May 28, 1983	Omaha	Texas A&M 2, Louisiana Tech 0	W-MCDONALD, L-JOHNSON	1683	1:41
May 28, 1983	Omaha	Cal St. Fullerton 6, UCLA 0	W-LEFEBVRE, L-DOOM	1683	1:52
May 28, 1983	Omaha	UCLA 2, South Carolina 1 (17)	W-DOOM, L-LOWERY	1701	3:50
May 28, 1983	Omaha	Texas A&M 1, Cal St. Fullerton 0	W-STOLL, L-FERRIER	1701	1:26
May 29, 1983	Omaha	Texas A&M 1, UCLA 0 (14)	W-STOLL, L-DOOM	2391	3:22
May 29, 1983	Omaha	Texas A&M 2, Cal St. Fullerton 0 (12)	W-STOLL, L-LEFEBVRE	2391	2:22
May 23, 1984	Omaha	UCLA 6, Utah State 0	W-DOOM, L-SKOGLUND	1272	1:55
May 23, 1984	Omaha	Northwestern 1, Adelphi 0	W-ISHIKAWA, L-HUGGINS	1272	1:20
May 24, 1984	Omaha	Texas A&M 1, Cal Poly Pomona 0 (20)	W-None, L-None	0	
May 25, 1984	Omaha	Nebraska 2, Fresno State 0	W-EMMONS, L-ROMERIO	3503	1:54
May 25, 1984	Omaha	Adelphi 1, Utah State 0	W-BOLDUC, L-RAMHEIM	3503	1:11
May 26, 1984	Omaha	Fresno State 1, Cal Poly Pomona 0 (12)	W-ROMEIRO, L-DELP	564	3:20
May 26, 1984	Omaha	UCLA 1, Northwestern 0 (9)	W-COMPTON, T., L-ISHIKAWA	3686	2:28
May 26, 1984	Omaha	Texas A&M 5, Nebraska 2	W-LOPEZ, L-WOLTERMAN	3686	1:58
May 27, 1984	Omaha	Northwestern 3, Fresno State 0 (8)	W-ISHIKAWA, L-ROMEIRO	880	1:59
May 27, 1984	Omaha	Nebraska 2, Adelphia 1	W-EMMONS, L-BOLDUC	880	1:46
May 28, 1984	Omaha	Texas A&M 2, UCLA 0 (8)	W-ANDAYA, L-DOOM	1571	2:12
May 28, 1984	Omaha	UCLA 1, Nebraska 0 (8)	W-DOOM, L-EMMONS	2922	2:02
May 28, 1984	Omaha	Texas A&M 1, Northwestern 0 (13)	W-LOPEZ, L-ISHIKAWA	2922	3:00
May 29, 1984	Omaha	UCLA 1, Texas A&M 0	W-DOOM, L-ANDAYA	734	1:40
May 29, 1984	Omaha	UCLA 1, Texas A&M 0 (3)	W-DOOM, L-ANDAYA	734	3:36
May 22, 1985	Omaha	Cal St. Fullerton 1, Adelphi 0 (8)	W-MYGIND, L-BOLDUC	1275	1:49
May 22, 1985	Omaha	UCLA 1, Utah 0	W-COMPTON, T., L-TOWNSEND	1275	1:30
May 23, 1985	Omaha	Cal Poly Pomona 6, Northwestern 3	W-WHEATLEY, L-ISHIKAWA	2872	2:00
May 23, 1985	Omaha	Nebraska 6, Louisiana Tech 0	W-SIPPEL, L-CYR	2872	1:41
May 24, 1985	Omaha	Adelphi 1, Utah 0	W-BOLDUC, L-RICHARDSON	494	1:37
May 24, 1985	Omaha	Northwestern 1, Louisiana Tech 0 (8)	W-ISIKAWA, L-JOHNSON	494	1:34
May 24, 1985	Omaha	Nebraska 2, Cal Poly Pomona 0	W-EMMONS, L-WHEATLEY	3020	1:26
May 25, 1985	Omaha	Cal St. Fullerton 2, UCLA 0	W-MYGIND, L-DOOM	3023	1:45
May 25, 1985	Omaha	UCLA 1, Northwestern 0	W-COMPTON, T., L-ISHIKAWA	2442	2:10
May 25, 1985	Omaha	Cal Poly Pomona 1, Adelphi 0 (8)	W-WHEATLEY, L-BOLDUC	2442	1:58
May 25, 1985	Omaha	Nebraska 5, Cal St. Fullerton 1	W-SIPPEL, L-LEFEBVRE	2442	2:09
May 25, 1985	Omaha	Cal St. Fullerton 2, Cal Poly Pomona 1 (8)	W-LEFEBVRE, L_WHEATLEY	0	1:58
May 25, 1985	Omaha	UCLA 3, Nebraska 0	W-DOOM, L-DEARDORFF	2878	2:00
May 26, 1985	Omaha	UCLA 1, Cal St. Fullerton 0	W-COMPTON, T., L-MYGIND	3180	1:30
May 26, 1985	Omaha	UCLA 2, Nebraska 1 (9)	W-DOOM, L-SIPPEL	3180	2:48
May 21, 1986	Omaha	California 2, Northwestern 0	W-MARTINEZ, L-ISHIKAWA	1091	1:53
May 21, 1986	Omaha	Cal St. Fullerton 1, Long Beach State 0 (9)	W-CLARK, L-WINCHESTER	1091	2:29
May 22, 1986	Omaha	Texas A&M 1, Creighton 0 (10)	W-ANDAYA, L-FOUST	2039	2:19
May 22, 1986	Omaha	Indiana 1, Louisiana Tech 0 (10)	W-UNTERBRINK, L-JOHNSON	2039	1:45

Date	Location	Result	Pitchers of Record	Attendance	Time
May 23, 1986	Omaha	Long Beach State 1, Northwestern 0 (10)	W-WINCHESTER, L-ISHIKAWA	779	2:33
May 23, 1986	Omaha	Creighton 4, Louisiana Tech 3 (13)	W-FOUST, L-JOHNSON	779	2:50
May 23, 1986	Omaha	Cal St. Fullerton 3, California 0	W-LEFEBVRE, L-CASSIDY	1409	1:45
May 23, 1986	Omaha	Texas A&M 6, Indiana 0	W-ANDAYA, L-UNTERBRINK	1409	1:45
May 24, 1986	Omaha	California 1, Creighton 0 (8)	W-MOE, L-TRUPP	1698	1:50
May 24, 1986	Omaha	Indiana 2, Long Beach State 0	W-UNTERBRINK, L-WINCHESTER	1698	2:09
May 24, 1986	Omaha	Cal St. Fullerton 3, Texas A&M 0	W-CLARK, L-CARPENTER	1698	1:46
May 24, 1986	Omaha	Texas A&M 1, California 0 (10)	W-ANDAYA, L-MARTINEZ	0	2:00
May 24, 1986	Omaha	Cal St. Fullerton 3, Indiana 1	W-LEFEBVRE, UNTERBRINK	0	1:36
May 25, 1986	Omaha	Cal St. Fullerton 3, Texas A&M 0	W-CLARK, L-ANDAYA	1429	2:07
May 20, 1987	Omaha	UCLA 1, Arizona State 0 (9)	W-LONGAKER, L-STEWART	562	2:04
May 20, 1987	Omaha	Nebraska 1, Fresno State 0	W-DEARDORFF, L-RMEO-GARDNER	2313	1:40
May 20, 1987	Omaha	Cal St. Fullerton 3, Florida State 0	W-CLARK, L-LARSEN	800	1:40
May 21, 1987	Omaha	Texas A&M 3, Central Michigan 0	W-ANDAYA, L-MCLANE	1205	1:21
May 22, 1987	Omaha	Fresno State 3, Arizona State 0	W-PARRENT, L-STEWART	250	1:23
May 22, 1987	Omaha	Central Michigan 1, Florida State 0	W-WONGDTROM, L-LARSEN	591	1:15
May 22, 1987	Omaha	UCLA 3, Nebraska 0	W-LONGAKER, L-SIPPEL	3200	1:52
May 22, 1987	Omaha	Texas A&M 2, Cal St. Fullerton 1 (13)	W-ANDAYA, L-CLARK	1200	3:25
May 23, 1987	Omaha	Nebraska 2, Central Michigan 1	W-SIPPEL, L-WONGSTROM	0	
May 23, 1987	Omaha	Cal St. Fullerton 2, Fresno State 1	W-CLARK, L-PARRENT	500	1:48
May 23, 1987	Omaha	UCLA 1, Texas A&M 0	W-LONGAKER, L-ANDAYA	1545	1:34
May 23, 1987	Omaha	Texas A&M 4, Nebraska 0	W-ANDAYA, L-DEARDORFF	2000	1:33
May 23, 1987	Omaha	UCLA 1, Cal St. Fullerton 0	W-FORD, L-CLARK	1841	1:39
May 24, 1987	Omaha	Texas A&M 1, UCLA 0	W-ANDAYA, L-LONGAKER	836	1:32
May 24, 1987	Omaha	Texas A&M 4, UCLA 1	W-ANDAYA, L-PHILLIPS	836	1:29
May 25, 1988	Sunnyvale, Calif.	UCLA 1, Northern Illinois 0	W-LONGAKER, L-SCHRADER	1114	1:25
May 25, 1988	Sunnyvale, Calif.	Fresno State 3, Texas A&M 0	W-PARRENT, L-CARPENTER	1114	1:40
May 26, 1988	Sunnyvale, Calif.	Arizona 1, Adelphia 0	W-CHERRY, L-PETERSON	838	1:35
May 26, 1988	Sunnyvale, Calif.	Cal Pomona 3, Nebraska 0	W-ROKOSZ,L-SIPPEL	838	1:50
May 27, 1988	Sunnyvale, Calif.	Texas A&M 3, Northern Illinois 0	W-CARPENTER, L-SCHRADER	523	1:30
May 27, 1988	Sunnyvale, Calif.	Nebraska 5, Adelphi 1	W-DEARDORFF, L-PETERSON	523	1:45
May 27, 1988	Sunnyvale, Calif.	UCLA 6, Fresno State 1	W-LONGAKER, L-PARRENT	1893	1:50
May 27, 1988	Sunnyvale, Calif.	Arizona 4, Cal Poly Pomona 1	W-CHERRY, L-ROKOSZ	1893	1:50
May 28, 1988	Sunnyvale, Calif.	Fresno State 1, Nebraska 1 (9)	W-DEVER, L-SIPPEL	1043	2:10
May 28, 1988	Sunnyvale, Calif.	Cal Poly Pomona 1, Texas A&M 0	W-LUCE, L-CARPENTER	1043	1:40
May 28, 1988	Sunnyvale, Calif.	UCLA 5, Arizona 0	W-LONGAKER, L-CHERRY	1043	1:45
May 28, 1988	Sunnyvale, Calif.	Fresno State 4, Arizona 0	W-DEVER, L-SCHELLER	1043	1:30
May 28, 1988	Sunnyvale, Calif.	UCLA 4, Cal Poly Pomona 1	W-FORD, L-ROKOSZ	1043	1:30
May 29, 1988	Sunnyvale, Calif.	Fresno State 2, UCLA 1	W-DEVER, L-LONGAKER	1747	1:30
May 29, 1988	Sunnyvale, Calif.	UCLA 3, Fresno State 0	W-LONGAKER, L-DEVER	1747	1:35
May 24, 1989	Sunnyvale, Calif.	UCLA 3, South Carolina 0	W-BOYD, L-MANLEY	907	1:42
May 24, 1989	Sunnyvale, Calif.	Cal Poly Pomona 1, Oregon 0	W-THOMPSON, L-WIESE	907	
May 25, 1989	Sunnyvale, Calif.	Arizona 12, Fresno State 0	W-JUAREZ, L-CARPENTER	1067	1:45
May 25, 1989	Sunnyvale, Calif.	Oklahoma St. 3, Toledo 1	W-SMITH, M., L-LOTRE	1067	1:35
May 26, 1989	Sunnyvale, Calif.	Oregon 1, South Carolina 0	W-WIESE, L-LEAR	649	1:33
May 26, 1989	Sunnyvale, Calif.	Fresno State 3, Toledo 0	W-DEVER, L-BARRETT	649	1:30
May 26, 1989	Sunnyvale, Calif.	Oklahoma St. 4, Arizona) (8)	W-SMITH, M., L-SCHELLER	1075	2:40
May 27, 1989	Sunnyvale, Calif.	Fresno State 5, Cal Poly Pomona 1	W-CARPENTER, L-LUCE	2544	1:43
May 27, 1989	Sunnyvale, Calif.	Arizona 4, Oregon 0	W-BAUTISTA, L-WIESE	2544	1:56
May 27, 1989	Sunnyvale, Calif.	UCLA 2, Oklahoma St. 1	W-BOYD, L-CARTER	2544	1:38
May 27, 1989	Sunnyvale, Calif.	Fresno State 7, Oklahoma St. 0	W-DEVER, L-SMITH, M.	1403	1:43
May 27, 1989	Sunnyvale, Calif.	UCLA 3, Arizona 0	W-LONGAKER, L-JUAREZ	1403	1:48
May 28, 1989	Sunnyvale, Calif.	UCLA 1, Fresno State 0	W-BOYD, L-DEVER	2248	1:34
May 29, 1989	Sunnyvale, Calif.	UCLA 9, Cal Poly Pomona 0	W-FORD, L-THOMPSON	1075	1:50
May 23, 1990	Oklahoma City	UCLA 4, Kent State 0	W-LONGAKER, L-SEEGRIST	1353	1:45
May 23, 1990	Oklahoma City	Long Beach State 2, UNLV 0	W-LETOURNEAU, L-HARRIGA	1353	1:38
May 24, 1990	Oklahoma City	Oklahoma St. 3, Arizona 0	W-CARTER, L-JONES	2116	1:45
May 24, 1990	Oklahoma City	Florida State 1, Fresno State 0	W-DEJOHN, L-DEVER	2116	1:50
May 24, 1990	Oklahoma City	UNLV 5, Kent State 2	W-HARRIGAN, L-SEEGRIST	1331	1:50
May 25, 1990	Oklahoma City	Fresno State 1, Arizona 0	W-GREEN, L-JUAREZ	1331	2:00
May 25, 1990	Oklahoma City	UCLA 6, Long Beach State 0	W-FERNANDEZ, L-FLORES	2526	2:12
May 25, 1990	Oklahoma City	Oklahoma St. 4, Florida State 1	W-ROCHE, L-DEJOHN	2526	1:45
May 26, 1990	Oklahoma City	Fresno State 2, Long Beach State 0	W-CARPENTER, L-LETOURNEAU	2464	1:41
May 26, 1990	Oklahoma City	Florida State 4, UNLV 1	W-DEJOHN, L-HARRIGAN	2464	1:43
May 26, 1990	Oklahoma City	UCLA 2, Oklahoma St. 1	W-H.COMPTON, L-CARTER	2464	2:05

Date	Location	Result	Pitchers of Record	Attendance	Time
May 26, 1990	Oklahoma City	Fresno State 1, Oklahoma St. 0 (10)	W-GREEn, L-CARTER	1561	2:31
May 26, 1990	Oklahoma City	UCLA 3, Florida State 0	W-WEIMAN, L-DEJOHN	1561	1:27
May 27, 1990	Oklahoma City	Fresno State 1, UCLA 0	W-CARPENTER, L-LONGAKER	1198	
May 27, 1990	Oklahoma City	UCLA 2, Fresno State 0	W-H.COMPTON, L-CARENTER	1198	1:32
May 23, 1991	Oklahoma City	UCLA 1, Florida State 0	W-H.COMPTON, L-LARSEN	1884	1:45
May 23, 1991	Oklahoma City	Arizona 1, UNLV 0 (13)	W-DAY, L-HARRIGAN	1884	3:20
May 23, 1991	Oklahoma City	Long Beach State 1, Missouri 0	W-LETOURNEAU, L-SNELGROVE	955	1:28
May 24, 1991	Oklahoma City	Fresno State 2, Utah 0	W-CARPENTER, L-WOMACK	955	1:17
May 24, 1991	Oklahoma City	Florida State 3, UNLV 1	W-LARSEN, L-K. SMITH	973	1:39
May 24, 1991	Oklahoma City	Missouri 2, Utah 0 (9)	W-SNELGROVE, L-WOMACK	973	1:49
May 24, 1991	Oklahoma City	Arizona 1, UCLA 0 (9)	W-DAY, L-FERNANDEZ	1552	2:07
May 24, 1991	Oklahoma City	Long Beach State 3, Fresno State 0	W-VAN ESSEN, L-GREEN	1552	1:31
May 25, 1991	Oklahoma City	UCLA 5, Missouri 0	W-H.COMPTON, L-SNELGROVE	2704	1:29
May 25, 1991	Oklahoma City	Fresno State 3, Florida State 0	W-CARPENTER, L-LARSEN	2704	1:29
May 25, 1991	Oklahoma City	Arizona 1, Long Beach State 0 (8)	W-DAY, L-LETOURNEAU	2704	1:41
May 25, 1991	Oklahoma City	UCLA 1, Long Beach State 0 (11)	W-H.COMPTON, L-VAN ESSEN	1989	2:22
May 25, 1991	Oklahoma City	Fresno State 1, Arizona 0 (8)	W-CARPENTER, L-PARRA	1989	2:06
May 26, 1991	Oklahoma City	UCLA 5, Fresno State 1 (13)	W-H.COMPTON, L-CARPENTER	1881	3:07
May 26, 1991	Oklahoma City	Arizona 5, UCLA 1	W-DAY, L-COMPTON	1881	2:08
May 21, 1992	Oklahoma City	UCLA 4, UMass 0	W-FERNANDEZ, L-APRILE	1283	1:14
May 21, 1992	Oklahoma City	California 3, Florida State 0	W-GRANGER, L-GUTIRREZ	1283	1:34
May 22, 1992	Oklahoma City	Fresno State 4, Kansas 1 (8)	W-CARPENTER, L-WILLIAMS	1627	1:46
May 22, 1992	Oklahoma City	Long Beach State 1, Arizona 0	W-VAN ESSEN, L-DAY	1627	1:52
May 23, 1992	Oklahoma City	UMass 4, Florida State 2	W-APRILE, L-GUTIRREZ	2441	1:52
May 23, 1992	Oklahoma City	Arizona 1, Kansas 1 (17)	W-PARRA, L-WILLIAMS	2441	3:18
May 23, 1992	Oklahoma City	UCLA 10, California 0	W-FERNANDEZ, L-BURGESS	2441	1:22
May 23, 1992	Oklahoma City	Fresno State 4, Long Beach 0	W-GREEN, L-LETOURNEAU	1706	1:30
May 23, 1992	Oklahoma City	Arizona 2, California 1	W-DAY, L-GRANGER	1706	1:52
May 24, 1992	Oklahoma City	UMass 2, Long Beach State 1 (10)	W-APRILE, L-LETOURNEAU	2170	1:47
May 24, 1992	Oklahoma City	UCLA 4, Fresno State 0	W-FERNANDEZ, L-CARPENTER	2170	1:37
May 24, 1992	Oklahoma City	Arizona 1, Fresno State 0	W-PARRA, L-GREEN	1762	1:35
May 24, 1992	Oklahoma City	UCLA 11, UMass 1	W-H.COMPTON, L-CLAFFEY	1762	1:25
May 25, 1992	Oklahoma City	UCLA 2, Arizona 0	W-FERNANDEZ, L-DAY	2501	1:37
May 27, 1993	Oklahoma City	UCLA 3, UConn 0	W-FERNANDEZ, L-CONLAN	4301	1:30
May 27, 1993	Oklahoma City	Oklahoma St. 5, Florida State 2	W-ROCHE, L-GUTTIEREZ	4301	1:17
May 28, 1993	Oklahoma City	Arizona 6, Long Beach State 0	W-PARRA, L-LETOURNEAU	2311	1:54
May 28, 1993	Oklahoma City	Louisiana 4, Cal St. Northridge 2	W-HALL, L-WINDMILLER	2311	2:02
May 29, 1993	Oklahoma City	UConn 2, Florida State 1 (8)	W-CONLAN, L-AASE	5017	1:54
May 29, 1993	Oklahoma City	Cal St. Northridge 4, Long Beach State 2	W-BLAKE, L-VAN ESSEN		
May 29, 1993	Oklahoma City	Oklahoma St. 1, UCLA 0 (13)	W-ROCHE, L-FERNANDEZ	5017	2:42
May 29, 1993	Oklahoma City	Arizona 2, Louisiana 1 (10)	W-PARRA, L-HALL	1737	2:10
May 29, 1993	Oklahoma City	UCLA 2, Cal St. Northridge 0	W-FERNANDEZ, L-BLAKE	1737	1:33
May 30, 1993	Oklahoma City	Louisiana 1, UConn 0	W-SKOW, L-CONLAN	2987	1:36
May 30, 1993	Oklahoma City	Arizona 1, Oklahoma St. 0 (9)	W-PARRA, L-ROCHE	2987	2:12
May 30, 1993	Oklahoma City	UCLA 5, Oklahoma St. 0	W-FERNANDEZ, L-ROCHE	2472	1:41
May 30, 1993	Oklahoma City	Louisiana 1, Arizona 0	W-HALL, L-PARRA	2472	1:56
May 31, 1993	Oklahoma City	UCLA 1, Louisiana 0	W-FERNANDEZ, L-HALL	3138	1:11
May 31, 1993	Oklahoma City	Arizona 1, UCLA 0	W-PARRA, L-FERNANDEZ	3138	1:32
May 26, 1994	Oklahoma City	Arizona 8, Ill.-Chicago 0	W-EVANS, L-MOLLISON	1596	1:53
May 26, 1994	Oklahoma City	Fresno State 1, UCLA 0	W-BRADY, L-WEIMAN	1596	1:34
May 26, 1994	Oklahoma City	Utah 2, Oklahoma St. 0 (8)	W-ANDRUS, L-DAY	2644	1:45
May 26, 1994	Oklahoma City	Cal St. Northridge 5, Missouri 3	W-WINDMILLER, L-BOEN	2644	2:05
May 27, 1994	Oklahoma City	Arizona 3, Fresno State 0	W-PARRA, L-BRADY	2793	1:57
May 27, 1994	Oklahoma City	Cal St. Northridge 5, Utah 1	W-BLAKE, L-ANDRUS	2793	2:00
May 28, 1994	Oklahoma City	UCLA 9, Ill.-Chicago 0	W-WEIMAN, L-BANAS	3483	1:40
May 28, 1994	Oklahoma City	Oklahoma St. 7, Missouri 3	W-WARD, L-WRIGHT	3483	2:10
May 28, 1994	Oklahoma City	UCLA 11, Utah 1	W-WEIMAN, L-ANDRUS	3467	
May 28, 1994	Oklahoma City	Oklahoma St. 2, Fresno State 0	W-DAY, L-BRADY	3467	2:13
May 29, 1994	Oklahoma City	Arizona 5, UCLA 2	W-PARRA, L-WEIMAN	3648	2:20
May 29, 1994	Oklahoma City	Oklahoma St. 3, Cal St. Northridge 2 (15)	W-DAY, L-BLAKE	3648	4:20
May 29, 1994	Oklahoma City	Cal St. Northridge 4, Oklahoma St. 2	W-WINDMILLER, L-WARD	2275	1:45
May 30, 1994	Oklahoma City	Arizona 4, Cal St. Northridge 0	W-PARRA, L-RICHARDSON	3966	2:00
May 25, 1995	Oklahoma City	Arizona 9, Princeton 1	W-EVANS, L-DAVIES	2367	1:20
May 25, 1995	Oklahoma City	Cal St. Fullerton 1, UNLV 0	W-MORTENSEN, L-STEWART	2367	1:41
May 26, 1995	Oklahoma City	Louisiana 5, Michigan 0	W-LONGEWAY, L-GRIFFIN	2290	1:13

Date	Location	Result	Pitchers of Record	Attendance	Time
May 26, 1995	Oklahoma City	UCLA 2, Iowa 1	W-HARDING, L-BILBAO	2290	1:40
May 26, 1995	Oklahoma City	Arizona 11, Cal St. Fullerton 0	W-DOLAN, L-MORTENSEN	2627	1:37
May 26, 1995	Oklahoma City	UCLA 3, Louisiana 0	W-HARDING, L-LONGEWAY	2627	1:23
May 27, 1995	Oklahoma City	UNLV 2, Princeton 1	W-STEWART, L-DAVIES	3252	1:40
May 27, 1995	Oklahoma City	Iowa 9, Michigan 7 (14)	W-McMAHON, L-KOVACH	3252	3:53
May 27, 1995	Oklahoma City	UNLV 5, Louisiana 1	W-STEWART, L-LONGEWAY	3193	1:49
May 27, 1995	Oklahoma City	Iowa 6, Cal St. Fullerton 5 (9)	W-BILBAO, L-MORTENSEN	3193	3:13
May 28, 1995	Oklahoma City	Arizona 8, UNLV 0	W-EVANS, L-STEWART	3589	2:04
May 28, 1995	Oklahoma City	UCLA 5, Iowa 0	W-HARDING, L-BILBAO	3589	1:43
May 29, 1995	Oklahoma City	UCLA 4, Arizona 2	W-HARDING, L-DOLAN	4745	1:30
May 23, 1996	Columbus, Ga.	Washington 7, Princeton 1	W-GAW, L-DAVIES	739	
May 23, 1996	Columbus, Ga.	California 2, Louisiana 0	W-FLOYD, L-LONGEWAY	739	
May 23, 1996	Columbus, Ga.	UCLA 2, Michigan 0	W-BURNS, L-GRIFFIN	836	
May 23, 1996	Columbus, Ga.	Arizona 5, Iowa 2	W-PITT, L-BILBAO	836	
May 24, 1996	Columbus, Ga.	Washington 9, California 7	W-MEYER, L-FLOYD	1318	2:23
May 24, 1996	Columbus, Ga.	Arizona 4, UCLA 0	W-DOLAN, L-BURNS	1318	1:41
May 25, 1996	Columbus, Ga.	Louisiana 7, Princeton 0	W-LONGEWAY, L-DAVIES	1324	1:50
May 25, 1996	Columbus, Ga.	Iowa 3, Michigan 2	W-McMAHON, L-GRIFFIN	1324	2:23
May 25, 1996	Columbus, Ga.	UCLA 3, Louisiana 2	W-BURNS, L-LONGEWAY	2107	1:45
May 25, 1996	Columbus, Ga.	Iowa 1, California 0	W-BILBAO, L-FLOYD	2107	1:43
May 26, 1996	Columbus, Ga.	Washington 8, UCLA 2	W-MEYER, L-BURNS	2867	2:00
May 26, 1996	Columbus, Ga.	Arizona 10, Iowa 2	W-PITT, L-McMAHON	2867	2:10
May 27, 1996	Columbus, Ga.	Arizona 6, Washington 4	W-DOLAN, L-MEYER	3173	2:20
May 22, 1997	Oklahoma City	Arizona 2, UMass 1 (8)	W-EVANS,N., L-HENDERSON	3016	1:58
May 22, 1997	Oklahoma City	UCLA 2, Fresno State 0 (8)	W-WILLIAMS, L-SCOTT	3016	2:20
May 22, 1997	Oklahoma City	Iowa 3, Michigan 2	W-BILBAO, L-HOLMES	2465	2:01
May 22, 1997	Oklahoma City	Washington 6, South Carolina 0	W-GRAVES, L-JOHNSON, T.	2465	2:10
May 23, 1997	Oklahoma City	Arizona 2, UCLA 0 (14)	W-EVANS, N., L-WILLIAMS	2902	3:17
May 23, 1997	Oklahoma City	Washington 5, Iowa 1	W-GRAVES, L-BILBAO	2902	2:21
May 24, 1997	Oklahoma City	Fresno State 2, UMass 1	W-PARKER, L-HENDERSON	3743	1:51
May 24, 1997	Oklahoma City	Michigan 1, South Carolina 0	W-HOLMES, L-JOHNSON, T.	3743	1:36
May 24, 1997	Oklahoma City	Fresno State 7, Iowa 6	W-PECK, L-BILBAO	3567	2:40
May 24, 1997	Oklahoma City	UCLA 7, Michigan 3	W-WILLIAMS, L-HOLMES	3567	2:18
May 25, 1997	Oklahoma City	Fresno State3, Arizona)	W-SCOTT, L-EVANS, N.	3218	1:51
May 25, 1997	Oklahoma City	UCLA 4, Washington 3	W-WILLIAMS, L-GRAVES	3218	1:49
May 25, 1997	Oklahoma City	Arizona 6, Fresno State 3	W-EVANS, N., L-SCOTT	2099	1:55
May 25, 1997	Oklahoma City	UCLA 1, Washington 0	W-WILLIAMS, L-GAW	2099	2:03
May 26, 1997	Oklahoma City	Arizona 10, UCLA 2	W-EVANS,N., L-WILLIAMS	4684	1:54
May 21, 1998	Oklahoma City	Arizona 1, Oklahoma St. 0	W-EVANS, L-MARKERT	3171	1:57
May 21, 1998	Oklahoma City	Washington 1, UMass 0	W-SPEDIACCI, L-HENDERSON	3171	1:45
May 21, 1998	Oklahoma City	Michigan 7, Texas 2	W-GRIFFIN, L-WILLIAMS	2571	1:57
May 21, 1998	Oklahoma City	Fresno State 6, Nebraska 1	W-SCOTT, L-VOSS	2571	1:59
May 22, 1998	Oklahoma City	Arizona 8, Washington 0	W-EVANS, L-GRAVES	2887	1:39
May 22, 1998	Oklahoma City	Fresno State 8, Michigan 0	W-SCOTT, L-GRIFFIN	2887	1:22
May 23, 1998	Oklahoma City	Oklahoma St. 6, Umass 0	W-TYLER, L-HENDERSON	4717	2:04
May 23, 1998	Oklahoma City	Nebraska 2, Texas 1	W-VOSS, L-WILLIAMS	4717	2:16
May 23, 1998	Oklahoma City	Oklahoma St. 3, Michigan 1	W-MARKERT, L-GRIFFIN	3359	2:21
May 23, 1998	Oklahoma City	Washington 3, Nebraska 1	W-SPEDIACCI, L-VOSS	3359	2:01
May 24, 1998	Oklahoma City	Arizona 5, Oklahoma St. 0	W-EVANS, L-MARKERT	4156	2:00
May 24, 1998	Oklahoma City	Washington 3, Fresno State 1	W-SPEDIACCI, L-SCOTT	4156	1:55
May 24, 1998	Oklahoma City	Fresno State 6, Washington 1	W-PARKER, L-GRAVES	2368	1:57
May 25, 1998	Oklahoma City	Fresno State 1, Arizona 0	W-SCOTT, L-EVANS	4324	1:36
May 27, 1999	Oklahoma City	UCLA 3, DePaul 2 (9)	W-DALE, L-BROWN	3908	2:25
May 27, 1999	Oklahoma City	Fresno State 1, Southern Miss 0	W-SCOTT, L-BLADES	3908	1:53
May 27, 1999	Oklahoma City	Washington 4, Arizona State 1	W-SPEDIACCI, L-VOAK	2401	1:50
May 27, 1999	Oklahoma City	Arizona 3, California 0	W-LEMKE, L-FOREST	2401	1:50
May 28, 1999	Oklahoma City	UCLA 1, Fresno State 0	W-FREED, L-SCOTT	3845	2:00
May 28, 1999	Oklahoma City	Washington 3, Arizona 0	W-SPEDIACCI, L-FINCH	2971	2:02
May 29, 1999	Oklahoma City	DePaul 1, Southern Miss 0	W-TERPSTRA, L-BLADES	3699	1:40
May 29, 1999	Oklahoma City	California 2, Arizona State 0	W-DiSALVIO, L-BEACH	3558	2:50
May 29, 1999	Oklahoma City	DePaul 1, Arizona 0	W-BROWN, L-LEMKE	3101	1:40
May 29, 1999	Oklahoma City	California 1, Fresno State 0	W-FOREST, L-HUNTER	3101	1:32
May 30, 1999	Oklahoma City	UCLA 2, DePaul 1 (8)	W-FREED, L-TERPSTRA	3599	2:14
May 30, 1999	Oklahoma City	Washington 3, California 0	W-SPEDIACCI, L-DiSALVIO	3599	2:05
May 31, 1999	Oklahoma City	UCLA 3, Washington 2	W-DALE, L-SPEDIACCI	4472	2:10

Date	Location	Result	Pitchers of Record	Attendance	Time
May 25, 2000	Oklahoma City	Washington 3, DePaul 2	W-SPEDIACCI,L-SAAVEDRA	3816	1:08
May 25, 2000	Oklahoma City	UCLA 4, Alabama 1	W-FREED, L-LAIRD	3816	2:06
May 25, 2000	Oklahoma City	Oklahoma 2, California 1	W-STEWART, L-FOREST	6856	1:35
May 25, 2000	Oklahoma City	Southern Miss 1, Arizona 0	W-BLADES, L-LEMKE	6856	1:40
May 26, 2000	Oklahoma City	UCLA 3, Washington 2	W-FREED, L-GRAVES	4792	2:40
May 26, 2000	Oklahoma City	Oklahoma 3, Southern Miss 1	W-STEWART, L-BLADES	4792	1:57
May 25, 2000	Oklahoma City	Southern Miss 1, Arizona 0	W-BLADES, L-LEMKE	6856	1:40
May 26, 2000	Oklahoma City	UCLA 3, Washington 2	W-FREED, L-GRAVES	4792	2:40
May 26, 2000	Oklahoma City	Oklahoma 3, Southern Miss 1	W-STEWART, L-BLADES	4792	1:57
May 27, 2000	Oklahoma City	Alabama 6, DePaul 4	W-LAIRD, L-CHOUINARD	3712	1:38
May 27, 2000	Oklahoma City	Arizona 6, California 0	W-LEMKE, L-DiSALVIO	3712	2:09
May 27, 2000	Oklahoma City.	Southern Miss 3, Alabama 0	W-BLADES, L-BAUTISTA	3455	1:49
May 27, 2000	Oklahoma City	Arizona 4, Washington 2	W-FINCH, L-SPEDIACCI	3455	2:06
May 28, 2000	Oklahoma City	UCLA 6, Southern Miss 0	W-FREED, L-BLADES	7422	2:14
May 28, 2000	Oklahoma City	Oklahoma 1, Arizona 0	W-STEWART, L-LEMKE	7422	1:53
May 29, 2000	Oklahoma City	Oklahoma 3, UCLA 1	W-STEWART, L-FREED	8049	2:35
May 24, 2001	Oklahoma City	Arizona 3, California 2	W-FINCH, L-FOREST	5072	1:45
May 24, 2001	Oklahoma City	Oklahoma 2, Michigan 0	W-STEWART, L-BARDA	5072	2:05
May 24, 2001	Oklahoma City	Stanford 2, LSU 1 (8)	W-SORENSEN, L-SNEED	3192	2:07
May 24, 2001	Oklahoma City	UCLA 2, Iowa 0	W-FREED, L-HANKS	3192	1:56
May 25, 2001	Oklahoma City	Arizona 5, Oklahoma 4 (8)	W-FINCH, L-STEWART	7422	2:31
May 25, 2001	Oklahoma City	UCLA 5, Stanford 0	W-GOERL, L-SORENSEN	7422	2:08
May 26, 2001	Oklahoma City	California 5, Michigan 2	W-DiSALVIO, L-YOUNG	3495	2:21
May 26, 2001	Oklahoma City	LSU 2, Iowa 1	W-LEWIS, L-HANKS	3495	2:05
May 26, 2001	Oklahoma City	Stanford 1, California 0	W-SORENSEN, L-DiSALVIO	6817	1:50
May 26, 2001	Oklahoma City	LSU 2, Oklahoma 1 (13)	W-SNEED, L-STEWART	6817	3:31
May 27, 2001	Oklahoma City	Arizona 1, Stanford 0	W-LEMKE, L-NYBERG	3726	1:45
May 27, 2001	Oklahoma City	UCLA 6, LSU 0	W-FREED, L-LEWIS	4270	2:25
May 28, 2001	Oklahoma City	Arizona 1, UCLA 0	W-FINCH, L-FREED	4459	2:26
May 23, 2002	Oklahoma City	Florida State 2, UCLA 1 (9)	W-MALERICH, L-GOERL	4513	2:52
May 23, 2002	Oklahoma City	California 4, Oklahoma 2	W-FOREST, L-STEWART	4513	2:23
May 23, 2002	Oklahoma City	Arizona State 2, Michigan 1 (9)	W-BEACH, L-YOUNG	3474	1:33
May 23, 2002	Oklahoma City	Arizona 1, Nebraska 0	W-FINCH, L-JAMES	3474	1:55
May 24, 2002	Oklahoma City	California 1, Florida State 0	W-FOREST, L-MALERICH	3823	1:55
May 24, 2002	Oklahoma City	Arizona 1, Arizona State 0 (8)	W-FINCH, L-BEACH	3823	2:00
May 25, 2002	Oklahoma City	UCLA 2, Oklahoma 0	W-GOERL, L-STEWART	6644	2:20
May 25, 2002	Oklahoma City	Nebraska 1, Michigan 0	W-WALKER, L-MOTYCKA	6644	2:10
May 25, 2002	Oklahoma City	Arizona State 2, UCLA 1	W-BEACH, L-FREED	4026	2:01
May 25, 2002	Oklahoma City	Florida State 4, Nebraska 3	W-MALERICH, L-JAMES	4026	2:30
May 26, 2002	Oklahoma City	California 3, Arizona State 0	W-FOREST, L-BEACH	4465	1:42
May 26, 2002	Oklahoma City	Arizona 6, Florida State 2 (11)	W-FINCH, L-MALERICH	4465	2:25
May 27, 2002	Oklahoma City	California 6, Arizona 0	W-FOREST, L-FINCH	5055	2:23
May 22, 2003	Oklahoma City	Arizona 3, Alabama 2	W-HOLLOWELL, L-VANBRAKLE	4259	2:06
May 22, 2003	Oklahoma City	Washington 3, Oklahoma 1	W-BOLLINGER, L-KEITER	4259	1:55
May 22, 2003	Oklahoma City	Texas 3, Louisiana 2	W-OSTERMAN, L-MITCHELL	4259	2:04
May 22, 2003	Oklahoma City	California 7, UCLA 3 (10)	W-THORSON, L-GOERL	4259	3:32
May 23, 2003	Oklahoma City	Arizona 2, Washington 1	W-HOLLOWELL, L-BOEK	4733	2:09
May 23, 2003	Oklahoma City	Texas 1, California 0	W-OSTERMAN, L-ANDERSON	4733	2:06
May 24, 2003	Oklahoma City	Oklahoma 6, Alabama 3 (9)	W-KEITER, L-VANBRAKLE	6520	3:12
May 24, 2003	Oklahoma City	UCLA 5, Louisiana 1	W-GOERL, L-MITCHELL	6520	2:26
May 24, 2003	Oklahoma City	California 5, Oklahoma 2	W-ANDERSON, L-KEITER	5427	2:31
May 24, 2003	Oklahoma City	UCLA 2, Washington 1	W-GOERL, L-BOEK	5427	2:13
May 25, 2003	Oklahoma City	California 2, Arizona 1 (12)	W-ANDERSON, L-HOLLOWELL	5613	3:14
May 25, 2003	Oklahoma City	UCLA 3, Texas 0	W-GOERL, L-OSTERMAN	5613	2:38
May 25, 2003	Oklahoma City	California 4, Arizona 1	W-ANDERSON, L-HOLLOWELL	5897	1:58
May 25, 2003	Oklahoma City	UCLA 2, Texas 1	W-GOERL, L-OSTERMAN	5897	2:26
May 26, 2003	Oklahoma City	UCLA 1, California 0	W- GOERL, L-ANDERSON	5437	2:36
May 27, 2004	Oklahoma City	LSU 3, Michigan 2 (13)	W-SCHMIDT, L-RITTER	4453	2:25
May 27, 2004	Oklahoma City	UCLA 8, Stanford 2	W-GOERL, L-SEVERSON	4453	2:22
May 27, 2004	Oklahoma City	Oklahoma 6, Washington 2	W-KEITER, L-BOEK	6119	2:34
May 27, 2004	Oklahoma City	California 4, Florida State 2	W-THORSON, L-VANDERLINDEN	6119	2:21
May 28, 2004	Oklahoma City	UCLA 2, LSU 0	W-GOERL, L-SCHMIDT	6472	2:33
May 28, 2004	Oklahoma City	California 2, Oklahoma 1 (8)	W-ANDERSON, L-KEITER	6472	2:42
May 29, 2004	Oklahoma City	Stanford 5, Michigan 4	W-SORENSEN, L-MOTYCKA	6556	2:05
May 29, 2004	Oklahoma City	Florida State 2, Washington 0	W-VANDERLINDEN, L-BOEK	6556	2:19

Date	Location	Result	Pitchers of Record	Attendance	Time
May 29, 2004	Oklahoma City	Stanford 3, Oklahoma 2	W-SORENSEN, L-KEITER	6432	2:17
May 30, 2004	Oklahoma City	LSU 2, Florida State 1	W-SCHMIDT, L-HUNTER	6432	2:31
May 30, 2004	Oklahoma City	UCLA 3, Stanford 1 (12)	W-GOERL, L-SORENSEN	5276	3:48
May 30, 2004	Oklahoma City	LSU 4, California 1	W-SCHMIDT, L-THORSON	5276	2:10
May 30, 2004	Oklahoma City	California 4, LSU 1	W-ANDERSON, L-SCHMIDT	5276	2:13
May 31, 2004	Oklahoma City	UCLA 3, California 1	W-GOERL, L-ANDERSON	5735	2:01
June 2, 2005	Oklahoma City	Tennessee 1, Arizona 0	W-ABBOTT, L-HOLLOWELL	3904	1:56
June 2, 2005	Oklahoma City	UCLA 2, California 1	W-SELDEN, L-ANDERSON	3904	2:11
June 2, 2005	Oklahoma City	Michigan 3, DePaul 0	W-RITTER, L-ADIX	4254	2:08
June 2, 2005	Oklahoma City	Texas 3, Alabama 0	W-OSTERMAN, L-VANBRAKLE	4254	1:49
June 3, 2005	Oklahoma City	UCLA 3, Tennessee 1	W-SELDEN, L-ABBOTT	4560	2:19
June 3, 2005	Oklahoma City	Michigan 4, Texas 0	W-RITTER, L-OSTERMAN	4560	2:05
June 4, 2005	Oklahoma City	Arizona 3, California 2 (12)	W-HOLLOWELL, L-ANDERSON	4319	3:43
June 4, 2005	Oklahoma City	Alabama 2, DePaul 1 (12)	W-VANBRAKLE, L-HUITINK	4319	3:25
June 5, 2005	Oklahoma City	Texas 1, Arizona 0 (11)	W-OSTERMAN, L-HOLLOWELL	4236	3:39
June 5, 2005	Oklahoma City	Tennessee 4, Alabama 0	W-ABBOTT, L-WRIGHT	6148	2:23
June 5, 2005	Oklahoma City	UCLA 3, Texas 0	W-SELDEN, L-DENNY	4236	2:06
June 5, 2005	Oklahoma City	Tennessee 2, Michigan 0 (11)	W-ABBOTT, L-RITTER	4236	3:28
June 6, 2005	Oklahoma City	Michigan 3, Tennessee 2	W-RITTER, L-ABBOTT	2431	1:56
June 6, 2005	Oklahoma City	UCLA 5, Michigan 0	W-SELDEN, L-RITTER	4161	2:21
June 7, 2005	Oklahoma City	Michigan 5, UCLA 2	W-RITTER, L-SELDEN	3638	2:17
June 8, 2005	Oklahoma City	Michigan 4, UCLA 1 (10)	W-RITTER, L-SELDEN	4032	3:11
June 1, 2006	Oklahoma City	Arizona 3, Oregon State 2 (9)	W-HOLLOWELL, L-McGOWAN	0	2:44
June 1, 2006	Oklahoma City	Texas 2, Arizona State 0	W-OSTERMAN, L-BURKHART	4750	1:48
June 1, 2006	Oklahoma City	Northwestern 6, Alabama 5 (10)	W-FOSTER, L-OWENS	4335	3:39
June 1, 2006	Oklahoma City	Tennesee 4, UCLA 3	W-ABBOTT, M., L-SELDEN	4335	2:40
June 2, 2006	Oklahoma City	Arizona 2, Texas 0	W-HOLLOWELL, L-OSTERMAN	0	1:51
June 2, 2006	Oklahoma City	Northwestern 2, Tennessee 0	W-CANNEY, L-ABBOTT, M.	5887	2:00
June 3, 2006	Oklahoma City	Arizona State 3, Oregon State 1	W-BURKHART, L-McGowan	0	2:11
June 3, 2006	Oklahoma City	UCLA 4, Alabama 1	W-SELDEN, L-VANBRAKLE	5395	2:11
June 3, 2006	Oklahoma City	Tennessee 3, Arizona State 1 (9)	W-ABBOTT, M., L-BURKART	0	2:32
June 3, 2006	Oklahoma City	UCLA 2, Texas 0	W-SELDEN, L-OSTERMAN	7436	1:58
June 4, 2006	Oklahoma City	Tennessee 1, Arizona 0	W-ABBOTT, M., L-HOLLOWELL	5641	1:46
June 4, 2006	Oklahoma City	Northwestern 3, UCLA 1 (8)	W-CANNEY, L-SELDEN	5641	2:29
June 4, 2006	Oklahoma City	Arizona 6, Tennessee 0	W-HOLLOWELL, L-ABBOTT, M.	3864	1:52
June 5, 2006	Oklahoma City	Arizona 8, Northwestern 0	W-HOLLOWEL, L-CANNEY	4391	2:25
June 6, 2006	Oklahoma City	Arizona 5, Northwestern 0	W-HOLLOWEL, L-CANNEY	4423	2:14
May 31, 2007	Oklahoma City	Washington 3, DePaul 1	W-LAWRIE, L-ADIX	0	1:53
May 31, 2007	Oklahoma City	Northwestern 2, Arizona State 0	W-CANNEY, L-BURKHART	5295	1:40
May 31, 2007	Oklahoma City	Tennessee 2, Texas A&M 0	W-ABBOTT, M., L-SCARBOROUGH	0	2:21
May 31, 2007	Oklahoma City	Arizona 2, Baylot 1 (9)	W-MOWATT, L-FERGUSON	6812	2:28
June 1, 2007	Oklahoma City	Washington 9, Northwestern 0	W-LAWRIE, L-CANNEY	0	2:13
June 1, 2007	Oklahoma City	Tennessee 1, Arizona 0	W-ABBOTT, M., L-MOWATT	7744	2:07
June 2, 2007	Oklahoma City	DePaul 3, Arizona State 1	W-ADIX, L-BURKART	0	1:47
June 2, 2007	Oklahoma City	Baylor 7, Texas A&M 4	W-FERGUSON, L-SCARBOROUGH	6774	1:58
June 2, 2007	Oklahoma City	Arizona 3, DePaul 0	W-MOWATT, L-ADIX	0	1:59
June 2, 2007	Oklahoma City	Northwestern 7, Bayor 0	W-CANNEY, L-SHORTRIDGE	8222	2:15
June 3, 2007	Oklahoma City	Arizona 8, Washington 1	W-MOWATT, L-LAWRIE	4602	2:08
June 3, 2007	Oklahoma City	Tennessee, 3, Northwestern 0	W-ABBOTT, M., W-CANNEY	6949	1:45
June 3, 2007	Oklahoma City	Arizona 2, Washington 0	W-MOWATT, L-LAWRIE	0	2:14
June 4, 2007	Oklahoma City	Tennessee 3, Arizona 0	W-ABBOTT, M., L-MOWATT	5231	1:53
June 5, 2007	Oklahoma City	Arizona 1, Tennessee 0 (10)	W-MOWATT, L-ABBOTT, M.	5301	3:07
June 6, 2007	Oklahoma City	Arizona 5, Tennessee, 0	W-MOWATT, L-ABBOTT, M.	5533	2:25
May 29, 2008	Oklahoma City	Louisiana 3, Florida 2	W-BRIGNAC, L-NELSON	0	3:11
May 29, 2008	Oklahoma City	Texas A&M 1, Virginia Tech 0	W-GIBSON, L-TINCHER, A.	0	1:58
May 29, 2008	Oklahoma City	Arizona State 3, Alabama 1	W-BURKART, L-DUNNE	0	2:49
May 29, 2008	Oklahoma City	UCLA 1, Arisona 0	W-SELDEN, L-MOWATT	5605	1:57
May 30, 2008	Oklahoma City	Texas A&M 2, Louisiana 1	W-GIBSON, L-BRIGNAC	0	2:37
May 30, 2008	Oklahoma City	Arizona State 4, UCLA 0	W-BURKART, L-SELDEN	8230	1:55
May 31, 2008	Oklahoma City	Florida 2, Virginia Tech 0 (9)	W-NELSON, L-TINCHER, A.	0	2:30
May 31, 2008	Oklahoma City	Alabma 5, Arizona 1	W-DUNNE, L-MOWATT	6621	2:50
May 31, 2008	Oklahoma City	Florida 2, UCLA 0	W-NELSON, L-SELDEN	0	2:00
May 31, 2008	Oklahoma City	Alabama 3, Louisiana 1	W-MORGAN, L-BOURGEOIS	7660	2:08
June 1, 2008	Oklahoma City	Florida 6, Texsa A&M 1	W-BROMBACHER, L-GIBSON	0	2:34
June 1, 2008	Oklahoma City	Arizona State 3, Alabama 1	W-BURKART, L-DUNNE	6871	2:12

Date	Location	Result	Pitchers of Record	Attendance	Time
June 1, 2008	Oklahoma City	Texas A&M 1, Florida 0 (9)	W-GIBSON, L-NELSON	4928	2:41
June 2, 2008	Oklahoma City	Arizona State 3, Texas A&M 0	W-BURKHART, L-GIBSON	7062	2:02
June 3, 2008	Oklahoma City	Arizona State 11, Texas A&M 0	W-BURKHART, L-GIBSON	6619	2:18
May 28, 2009	Oklahoma City	Washington 3, Georgia 1	W-LAWRIE, L-HAMILTON	6093	2:17
May 28, 2009	Oklahoma City	Arizona State 7, Missouri 3	W-BACH, L-THOMAS	6093	2:09
May 28, 2009	Oklahoma City	Michigan 6, Alabama 1	W-NEMITZ, L-DUNNE	0	2:23
May 28, 2009	Oklahoma City	Florida 3, Arizona 0	W-NELSON, L-SISK	6483	1:56
May 29, 2009	Oklahoma City	Washington 1, Arizona State 0	W-LAWRIE, L-BACH	8323	2:17
May 29, 2009	Oklahoma City	Florida 1, Michigan 0	W-NELSON, L-NEMITZ	8323	1:58
May 30, 2009	Oklahoma City	Georgia 5, Missouti 2	W-HAMILTON, L-THOMAS	7145	2:20
May 30, 2009	Oklahoma City	Alabama 14, Arizona 0	W-MORGAN, L-AKAMINE	7145	2:07
May 30, 2009	Oklahoma City	Georgia 7, Michigan 5	W-HAMILTON, L-NEMITZ	8475	2:20
May 30, 2009	Oklahoma City	Alabama 6, Arizona State 2	W-DUNNE, L-BACH	8475	2:23
May 31, 2009	Oklahoma City	Georgia 9, Washignton 8 (9)	W-AREVALO, L-LAWRIE	7172	4:15
May 31, 2009	Oklahoma City	Florida 6, Alabama 5	W-BROMBACHER, L-DUNNE	7172	2:43
May 31, 2009	Oklahoma City	Washington 9, Georgia 3	W-LAWRIE, L-AREVALO	4954	2:40
June 1, 2009	Oklahoma City	Washington 8, Florida 0	W-LAWRIE, L-NELSON	6060	2:34
June 2, 2009	Oklahoma City	Washington 3, Florida 2	W-LAWRIE, L-NELSON	5807	2:28
June 3, 2010	Oklahoma City	Hawaii 3, Missouri 2	W-RICKETTS, S., L-NOTTELMANN	0	2:07
June 3, 2010	Oklahoma City	UCLA 16, Florida 3	W-LANGENFELD, L-BROMACHER	6556	3:52
June 3, 2010	Oklahoma City	Tennessee 9, Arizona 0	W-RENFROE, I., L-FOWLER	0	2:16
June 3, 2010	Oklahoma City	Georgia 6, Washington 3	W-AREVALO, L-LAWRIE	6547	2:59
June 4, 2010	Oklahoma City	UCLA 5, Hawaii 2	W-LANGERFELD,L-RICKETTS, S.	0	2:28
June 4, 2010	Oklahoma City	Tennessee 7, Georgia 5	W-RENFROE, I., L-McCLOUD	8694	2:54
June 5, 2010	Oklahoma City	Florida 5, Missouri 0	W-BROMBACHER, L-NOTTELMANN	0	2:11
June 5, 2010	Oklahoma City	Arizona 4, Washignton 3	W-FOWLER, L-LAWRIE	7142	3:11
June 5, 2010	Oklahoma City	Georgia 3, Florida 2	W-AREVALO, L-BROMBACHER	0	2:10
June 5, 2010	Oklahoma City	Arizona 5, Hawaii 1	W-FOWLER, L-RICKETTS, S.	9080	2:12
June 6, 2010	Oklahoma City	UCLA 5, Georgia 2	W-LANGENFELD, L-AREVALO	0	2:17
June 6, 2010	Oklahoma City	Arizona 8, Tennessee 0	W-FOWLER, L-RENFROE, I.	6838	2:12
June 6, 2010	Oklahoma City	Arizona 5, Tennessee 2	W-FOWLER, L-RENFROE, I.	5120	2:42
June 7, 2010	Oklahoma City	UCLA 6, Arizona 5 (8)	W-MACON, L-FOWLER	6511	3:32
June 8, 2010	Oklahoma City	UCLA 15, Arizona 9	W-MACON, L-FOWLER	6092	3:16
June 2, 2011	Oklahoma City	Alabama 1, California 0	W-DUNNE, L-HENDERSON	0	1:53
June 2, 2011	Oklahoma City	Baylor 1, Oklahoma St. 0 (8)	W-CANION, L-ESPINOSA, K.	7280	2:05
June 2, 2011	Oklahoma City	Arizona State 3, Oklahoma 1	W-ESCOBEDO, L-RICKETTS, K.	0	2:00
June 2, 2011	Oklahoma City	Florida 6, Missouri 2	W-ROGERS, L-THOMAS	8152	2:20
June 3, 2011	Oklahoma City	Alabama 3, Baylor 0	W-DUNNE, L-CANION	0	2:15
June 3, 2011	Oklahoma City	Arizona State 6, Florida 5	W-ESCOBEDO, L-ROGERS	8627	3:08
June 4, 2011	Oklahoma City	Baylor 1, Missouri 0 (13)	W-CANION, L-THOMAS	8477	3:27
June 4, 2011	Oklahoma City	Florida 5, California 2	W-ROGERS, L-HENDERSON	0	2:06
June 4, 2011	Oklahoma City	California 6, Oklahoma St. 2	W-HENDERSON, L-ESPINOSA, K.	0	1:55
June 4, 2011	Oklahoma City	Missouri 4, Oklahoma 1	W-THOMAS, L-RICKETTS, K.	8161	1:51
June 5, 2011	Oklahoma City	Florida 9, Alabama 2	W-ROGERS, L-DUNNE	5447	2:29
June 5, 2011	Oklahoma City	Florida 16, Alabama 2	W-BROMBACHER, L-DUNNE	0	1:50
June 5, 2011	Oklahoma City	Arizona State 4, Baylor 0	W-ESCOBEDO, L-CANION	7726	2:20
June 6, 2011	Oklahoma City	Arizona State 14, Florida 4	W-ESCOBEDO, L-ROGERS	7447	2:41
June 7, 2011	Oklahoma City	Arizona State 7, Florida 2	W-ESCOBEDO, L-BROMBACHER	6314	2:32
May 31, 2012	Oklahoma City	Oklahoma 5, USF 1	W-RICKETTS, K., L-NEVINS, S.	0	2:28
May 31, 2012	Oklahoma City	California 5, LSU 3	W-HENDERSON, J., L-FICO	8149	2:21
May 31, 2012	Oklahoma City	Alabama 5, Tennesee 3	W-TRAINA, L-RENFROE,I.	0	2:18
May 31, 2012	Oklahoma City	Arizona State 3, Oregon 1	W-ESCOBEDO, D.,L-MOORE, J.	8235	2:00
June 1, 2012	Oklahoma City	Oklahoma 3, California 0	W-RICKETTS, K., L-HENDERSON	0	2:18
June 1, 2012	Oklahoma City	Alabama 2, Arizona State 1	W-TRAINA, L-ESCOBEDO, D.	9209	2:42
June 2, 2012	Oklahoma City	LSU 1, USF 0	W-MACK, L-NEVINS, S.	0	1:57
June 2, 2012	Oklahoma City	Oregon 3, Tennessee 1	W-MOORE,J., L-RENFROE, E.	8504	1:54
June 2, 2012	Oklahoma City	Arizona State 6, LSU 0	W-BACH, H.,L-FICO	0	2:12
June 2, 2012	Oklahoma City	California 6, Oregon 3	W-HENDERSON, J., L-MOORE,	9310	2:00
June 3, 2012	Oklahoma City	Oklahoma 5, Arizona State 3		0	2:24
June 3, 2012	Oklahoma City	Alabama 5, California 2	W-TRAINA, L-HENDERSON, J	9167	2:16
June 4, 2012	Oklahoma City	Oklahoma 4, Alabama 1	W-RICKETTS, K., L-TRAINA	8197	2:37
June 5, 2012	Oklahoma City	Alabama 8, Oklahoma 6	W-TRAINA, L-RICKETTS, K.	8385	2:53
June 6, 2012	Oklahoma City	Alabama 5, Oklahoma 4	W-TRAINA, L-RICKETTS, K.	6804	2:36
May 30, 2013	Oklahoma City	Washington 4, Nebraska 3 (8)	W-INGLESBY, K.,L-LOCKMAN	0	2:27
May 30, 2013	Oklahoma City	Tennessee 9, Florida 2	W-RENFROE, E., L-ROGERS	7911	3:13

Date	Location	Result	Pitchers of Record	Attendance	Time
May 30, 2013	Oklahoma City	Texas 6, Arizona State 3	W-LUNA, L-ESCOBEDO, D.	0	2:32
May 30, 2013	Oklahoma City	Oklahoma 7, Michigan 1	W-RICKETTS, K., L-DRIESENGA	8860	2:15
June 1, 2013	Oklahoma City	Tennessee 1, Washington 0	W-RENFROE, E., L-INGLESBY,K.	0	2:48
June 1, 2013	Oklahoma City	Oklahoma 10, Texas 2	W-RICKETTS, K., L-LUNA	9587	1:40
June 1, 2013	Oklahoma City	Florida 9, Nebrask 8 (15)	W-HAEGER, L-EDWARDS,T.	0	5:20
June 1, 2013	Oklahoma City	Michigan 2, Arizona State 0	W-DRIESENGA, L-ESCOBEDO, D.	9698	2:34
June 2, 2013	Oklahoma City	Texas 3, Florida 0	W-LUNA, L-ROGERS	0	2:06
June 2, 2013	Oklahoma City	Washington 4, Michigan 1	W-WALKER, B., L-DRIESENGA	8712	2:05
June 2, 2013	Oklahoma City	Tennessee 2, Texas 1	W-RENFROE, I., L-LUNA	0	2:36
June 2, 2013	Oklahoma City	Oklahoma 6, Washington 2	W-RICKETTS, K., L-INGLESBY, K.	9093	2:36
June 3, 2013	Oklahoma City	Oklahoma 5, Tennessee 3 (12)	W-RICKETTS, K.,L-RENFROE, E.	8300	3:50
June 4, 2013	Oklahoma City	Oklahoma 4, Tennessee 0	W-GASCOIGNE, M., L-RENFROE, I.	8527	2:11
May 29, 2014	Oklahoma City	Florida 11, Baylor 0	W-ROGERS, L-CANION	0	1:46
May 29, 2014	Oklahoma City	Oregon 3, Florida State 0	W-HAWKINS, C., L-WALDROP, L.	7846	2:22
May 29, 2014	Oklahoma City	Kentucky 4, Louisiana 1	W-NUNLEY, K., L-HAMILTON, C.	0	2:17
May 29, 2014	Oklahoma City	Alabama 6, Oklahoma 2	W-TRAINA, J., L-STEVENS, K.	8818	2:35
May 30, 2014	Oklahoma City	Florida 4, Oregon 0	W-ROGERS, L-HAWKINS, C.	0	2:13
May 30, 2014	Oklahoma City	Alabama 2, Kentucky 0	W-TRAINA, J., L-NUNLEY, K.	9062	2:11
May 31, 2014	Oklahoma City	Baylor 7, Florida State 2	W-STEARNS, L-WALDROP	0	2:32
May 31, 2014	Oklahoma City	Oklahoma 3, Louisiana 1	W-STEVENS, K., L-HAMILTON, C.	9192	2:26
May 31, 2014	Oklahoma City	Baylor 8, Kentucky 7 (8)	W-STEARNS, L-NUNLEY, K.	0	2:40
May 31, 2014	Oklahoma City	Oregon 4, Oklahoma 2	W-HAWKINS, C., L-PENDLEY, S.	9323	2:48
June 1, 2014	Oklahoma City	Florida 6, Baylor 3	W-ROGERS, L-CANION	0	2:10
June 1, 2014	Oklahoma City	Alabama 2, Oregon 0	W-TRAINA, J., L-HAWKINS, C.	8910	2:18
June 2, 2014	Oklahoma City	Florida 5, Alabama 0	W-ROGERS, L-TRAINA, J.	7608	2:07
June 3, 2014	Oklahoma City	Florida 6, Alabama 3	W-GOURLEY, L-TRAINA, J.	7810	2:37
May 28, 2015	Oklahoma City	Florida 7, Tennessee 2	W-HAEGER,L-GAFFIN, R.	0	2:11
May 28, 2015	Oklahoma City	LSU 6, Auburn 1	W-HOOVER, L-HARPER, M.	8147	2:09
May 28, 2015	Oklahoma City	Michigan 5, Alabama 0	W-BETSA, L-OSORIO	0	2:21
May 28, 2015	Oklahoma City	UCLA 7, Oregon 1	W-CARDA, L-HAWKINS, C.	8360	3:15
May 29, 2015	Oklahoma City	Florida 4, LSU 0	W-HAEGER, L-HOOVER	0	2:13
May 29, 2015	Oklahoma City	Michigan 10, UCLA 4	W-WAGNER, L-CARDA	9425	1:59
May 30, 2015	Oklahoma City	Auburn 4, Tennessee 2	W-DAVIS, L., L-GABRIEL, E.	0	2:29
May 30, 2015	Oklahoma City	Alabama 2, Oregon 1	W-OSORIO, L-HAWKINS, C.	9094	2:05
May 30, 2015	Oklahoma City	Auburn 11, UCLA 10 (10)	W-DAVIS, L., L-CARDA	9515	4:13
May 30, 2015	Oklahoma City	LSU 5, Alabama 3	W-WALLJASPER, L-LITTLEJOHN	0	2:07
May 31, 2015	Oklahoma City	Florida 3, Auburn 2 (9)	W-HAEGER, L-DAVIS	9274	3:17
May 31, 2015	Oklahoma City	Michigan 6, LSU 3	W-WAGNER, L-HOOVER	0	2:19
June 1, 2015	Oklahoma City	Florida 3, Michigan 1	W-OSCASIO, L-BETSA	8329	2:05
June 2, 2015	Oklahoma City	Michigan 1, Florida 0	W-WAGNER, L-HAEGER	8254	1:33
June 3, 2015	Oklahoma City	Florida 4, Michigan 1	W-HAEGER, L-WAGNER	7680	2:23
June 2, 2016	Oklahoma City	Georgia 5, Florida State 4	W-WILKINSON, L-KING	0	2:11
June 2, 2016	Oklahoma City	Auburn 10, UCLA 3	W-CARLSON, K. L-TA'AMILO	8482	2:33
June 2, 2016	Oklahoma City	Oklahoma 3, Alabama 0 (8)	W-Parker, P. L-OSORIO	0	2:32
June 3, 2016	Oklahoma City	Michigan 2, LSU 0	W-BETSA, L-WALLJASPWR	9041	2:21
June 4, 2016	Oklahoma City	Auburn 4, Georgia 3	W-WALTER, R., L-WILKINSON	0	2:19
June 4, 2016	Oklahoma City	Oklahoma 7, Michigan 5	W-PARKER, P., L-BETSA	8964	3:04
June 4, 2016	Oklahoma City	Florida State 8, UCLA 4	W-BURROUGHS, L-McDUFFEE	0	2:46
June 4, 2016	Oklahoma City	LSU 6, Alabama 4	W-HOOVER, L-LITTLEJOHN	8872	2:32
June 5, 2016	Oklahoma City	Florida State 1, Michigan 0	W-BURROUGHS, L-BETSA	0	1:59
June 5, 2016	Oklahoma City	LSU 4, Georgia 1	W-HOOVER, L-WILKINSON	8938	1:54
June 5, 2016	Oklahoma City	Auburn 8, Florida State 7 (8)	W-CARLSON, K., L-KING, M.	0	3:05
June 5, 2016	Oklahoma City	Oklahoma 7, LSU 3	W-PARKER, P., L-SMITH, S.	8828	2:45
June 6, 2016	Oklahoma City	Oklahoma 3, Auburn 2	W-PARKER, P., L-DAVIS, L.	8171	1:50
June 7, 2016	Oklahoma City	Auburn 11, Oklahoma 7 (8)	W-MARTIN, M., L-CHESTNUT, J.	8409	3:07
June 8, 2016	Oklahoma City	Oklahoma 2, Auburn 1	W-PARKER, P., L-MARTIN, M.	8367	2:12
June 1, 2017	Oklahoma City	Florida 8, Texas A&M 0	W-BARNHILL, L-HARRINGTON	0	1:46
June 1, 2017	Oklahoma City	LSU 2, UCLA 1	W-WALLJASPER, L-GARCIA	8428	1:54
June 1, 2017	Oklahoma City	Washington 3, Oregon 1	W-ALVELO, L-KLEIST, M.	0	2:08
June 1, 2017	Oklahoma City	Oklahoma 6, Baylor 3	W-PARKER, P., L-SELMAN	8874	1:58
June 2, 2017	Oklahoma City	Florida 7, LSU 0	W-BARNHILL, L-HOOVER	0	2:21
June 2, 2017	Oklahoma City	Oklahoma 3, Washington 1	W-PARKER, P., L-ALVELO	9658	2:24
June 3, 2017	Oklahoma City	UCLA 8, Texas A&M 2	W-GARCIA, L-HARRINGTON	0	2:19
June 3, 2017	Oklahoma City	Oregon 7, Baylor 4	W-ELISH, M., L-RODONI	8696	2:30
June 3, 2017	Oklahoma City	Washington 1, UCLA 0	W-ALVELO, L-GARCIA	0	2:04

Date	Location	Result	Pitchers of Record	Attendance	Time
June 3, 2017	Oklahoma City	Oregon 4, LSU 1	W-KLEIST, M., L-WALLJASPER	9076	2:07
June 4, 2017	Oklahoma City	Florida 5, Washington 2	W-GOURLEY, L-ALVELO	0	2:14
June 4, 2017	Oklahoma City	Oklahoma 4, Oregon 2	W-PARKER, P., L-KLEIST, M.	9419	2:01
June 5, 2017	Oklahoma City	Oklahoma 7, Florida 5 (17 inn.)	W-LOWARY, P., L-BARNHILL	8337	5:28
June 6, 2017	Oklahoma City	Oklahoma 5, Florida 4	W-LOPEZ, M., L-OCASIO	8507	2:21
May 31, 2018	Oklahoma City	Oregon 11, Arizona State 6	W-ELISH, M., L-G.	0	2:14
May 31, 2018	Oklahoma City	Washington 2, Oklahoma 0	W-PLAIN, L-PARKER, P.	8561	2:41
May 31, 2018	Oklahoma City	Florida 11, Georgia 3	W-OCASIO, L-AVANT	0	1:51
May 31, 2018	Oklahoma City	UCLA 7, Florida State 4	W-GARCIA, L-HANSON, K.	8472	2:43
June 1, 2018	Oklahoma City	Washington 6, Oregon 2	W-PLAIN, L-KLEIST, M.	0	2:41
June 1, 2018	Oklahoma City	UCLA 6, Florida 5	W-GARCIA, L-BARNHILL	9311	2:38
June 2, 2018	Oklahoma City	Oklahoma 2, Arizona State 0	W-PARKER, P., L-G. JUAREZ	0	2:20
June 2, 2018	Oklahoma City	Florida State 7, Georgia 2	W-KING, M., L-AVANT	8728	2:09
June 2, 2018	Oklahoma City	Oklahoma 2, Florida 0	W-PARKER, P., L-BARNHILL	0	1:57
June 2, 2018	Oklahoma City	Florida State 4, Oregon 1	W-HANSON, K., L-ELISH, M.	9381	2:25
June 3, 2018	Oklahoma City	Washington 3, Oklahoma 0	W-ALVELO, L-LOWARY, P.	0	2:07
June 3, 2018	Oklahoma City	Florida State 3, UCLA 1	W-KING, M., L-GARCIA	8932	2:13
June 3, 2018	Oklahoma City	Florida State 12, UCLA 6	W-HANSON, K., L-TA'AMILO	6903	2:24
June 4, 2018	Oklahoma City	Florida St. 1, Washington 0	W-KING, M., L-PLAIN	8152	2:30
June 5, 2018	Oklahoma City	Florida St. 8, Washington 3	W-KING, M., L-ALVELO	8123	2:18
May 30, 2019	Oklahoma City	Arizona 3, Washington 1 (8)	W-MCQUILLIN, L-ALVELO, T.	0	2:35
May 30, 2019	Oklahoma City	UCLA 7, Minnesota 19 2	W-GARCIA, L-FISER	8439	2:18
May 30, 2019	Oklahoma City	Oklahoma St. 2, Florida 1	W-SHOW, S., L-BARNHILL	0	2:05
May 30, 2019	Oklahoma City	Oklahoma 3, Alabama 2	W-JUAREZ, G., L-FOUTS	9290	2:07
May 31, 2019	Oklahoma City	UCLA 6, Arizona 2	W-GARCIA, L-MCQUILLIN	0	2:25
May 31, 2019	Oklahoma City	Oklahoma 6, Oklahoma St. 1	W-JUAREZ, G., L-SHOW, S.	9820	2:23
June 1, 2019	Oklahoma City	Washington 5, Minnesota 3	W-PLAIN, G., L-FISER	0	2:32
June 1, 2019	Oklahoma City	Alabama 15, Florida 3	W-CORNELL, L-BARNHILL	0	2:15
June 1, 2019	Oklahoma City	Washington 1, Oklahoma St. 0	W-ALVELO, T., L-SHOW, S.	0	1:50
June 1, 2019	Oklahoma City	Alabama 2, Arizona 0	W-FOUTS, L-DENHAM	8971	2:08
June 2, 2019	Oklahoma City	UCLA 3, Washington 0 (10)	W-GARCIA, L-ALVELO, T.	0	3:38
June 2, 2019	Oklahoma City	Alabama 1, Oklahoma 0 (8)	W-FOUTS, L-JUAREZ, G.	9046	2:33
June 2, 2019	Oklahoma City	Oklahoma 7, Alabama 3	W-LOPEZ, M., L-GOODMAN	7242	2:28
June 3, 2019	Oklahoma City	UCLA 16, Oklahoma 3	W-GARCIA, L-JUAREZ, G.	8486	2:46
June 4, 2019	Oklahoma City	UCLA 5, Oklahoma 4	W-GARCIA, L-JUAREZ, G.	8373	2:41
June 3, 2021	Oklahoma City	James Madison 4, Oklahoma 3 (8)	W-ALEXANDER, L-SAILE	0	2:41
June 3, 2021	Oklahoma City	Oklahoma St. 3, Georgia 2	W-EBERLE, L-AVANT	11546	2:11
June 3, 2021	Oklahoma City	Alabama 5, Arizona 1	W-FOUTS, L-BOWEN	0	2:02
June 3, 2021	Oklahoma City	UCLA 4, Florida St. 0	W-GARCIA, L-SANDERCOCK	10216	2:13
June 4, 2021	Oklahoma City	James Madison 2, Oklahoma St. 1	W-ALEXANDER, L-EBERLE	0	2:20
June 4, 2021	Oklahoma City	Alabama 6, UCLA 0	W-FOUTS, L-GARCIA	12337	2:35
June 5, 2021	Oklahoma City	Oklahoma 8, Georgia 0	W-JUAREZ, G., L-AVANT	0	2:08
June 5, 2021	Oklahoma City	Florida St. 4, Arizona 3	W-SANDERCOCK, L-LOPEZ	11776	2:31
June 5, 2021	Oklahoma City	Oklahoma 10, UCLA 3	W-JUAREZ, G., L-GARCIA	0	3:02
June 5, 2021	Oklahoma City	Florida St. 4, Oklahoma St. 2	W-SANDERCOCK, L-MAXWELL	12235	2:28
June 6, 2021	Oklahoma City	Oklahoma 6, James Madison 3	W-MAY, L-ALEXANDER	0	2:41
June 6, 2021	Oklahoma City	Florida St. 2, Alabama 0	W-SANDERCOCK, L-KILFOYL	12370	4:52
June 7, 2021	Oklahoma City	Oklahoma 7, James Madison 1	W-JUAREZ, G., L-ALEXANDER	0	2:21
June 7, 2021	Oklahoma City	Florida St. 8, Alabama 5	W-WATSON, L-FOUTS	9916	2:40
June 8, 2021	Oklahoma City	Florida St. 8, Oklahoma 4	W-WATSON, L-MAY	12173	2:48
June 9, 2021	Oklahoma City	Oklahoma 6, Florida St. 2	W-JUAREZ, G., L-SANDERCOCK	12115	2:28
June 10, 2021	Oklahoma City	Oklahoma 5, Florida St. 1	W-JUAREZ, G., L-WATSON	10830	2:13

ESPN COVERAGE HISTORY

2000: ESPN began carrying every game of the Women's College World Series.

2007: ESPN began covering all 8 super regional sites.

2015: Added Bases Loaded viewing option — look-ins to multiple live games throughout the day while also recapping the entire tournament up to that moment. Has been it's own channel on linear, in addition to digital.

2017: ESPN began covering all 16 regional sites.

1982

#	DAY	DATE	NETWORK	AWAY	HOME	NOTES	LOCATION	SCORE	RATING
1	SAT.	6/5/82	ESPN	UCLA	FRESNO ST.	CHAMPIONSHIP	OMAHA	2-0	

1983

#	DAY	DATE	NETWORK	AWAY	HOME	NOTES	LOCATION	SCORE	RATING
1	THU	6/2/83	ESPN	TEXAS A&M	CAL ST. FULLERTON	CHAMPIONSHIP	OMAHA	2-0	

1984

#	DAY	DATE	NETWORK	AWAY	HOME	NOTES	LOCATION	SCORE	RATING
1	WED	5/30/84	ESPN	TEXAS A&M	UCLA	CHAMPIONSHIP	OMAHA	1-0	

1985

#	DAY	DATE	NETWORK	AWAY	HOME	NOTES	LOCATION	SCORE	RATING
1	THU	5/30/85	ESPN	*NEBRASKA	UCLA	CHAMPIONSHIP	OMAHA	1-2	0.70

** PARTICIPATION VACATED DUE TO NCAA INFRACTIONS.*

1986

#	DAY	DATE	NETWORK	AWAY	HOME	NOTES	LOCATION	SCORE	RATING
1	TUE	5/27/86	ESPN	CAL ST. FULLERTON	TEXAS A&M	CHAMPIONSHIP	OMAHA	3-0	

1987

#	DAY	DATE	NETWORK	AWAY	HOME	NOTES	LOCATION	SCORE	RATING
1	THU	6/11/87	ESPN	UCLA	TEXAS A&M	CHAMPIONSHIP	OMAHA	1-4	

1988

#	DAY	DATE	NETWORK	AWAY	HOME	NOTES	LOCATION	SCORE	RATING
1	SUN	6/12/88	ESPN	UCLA	FRESNO ST.	CHAMPIONSHIP	SUNNYVALE CITY, CA	3-0	

1989

#	DAY	DATE	NETWORK	AWAY	HOME	NOTES	LOCATION	SCORE	RATING
1	THU	6/8/89	ESPN	FRESNO ST.	UCLA	CHAMPIONSHIP	SUNNYVALE CITY, CA	0-1	

1990

#	DAY	DATE	NETWORK	AWAY	HOME	NOTES	LOCATION	SCORE	RATING
1	THU	6/7/90	ESPN	FRESNO ST.	UCLA	CHAMPIONSHIP	OKLAHOMA CITY	2-0	1.05

1990

#	DAY	DATE	NETWORK	AWAY	HOME	NOTES	LOCATION	SCORE	RATING
1	THU	6/7/90	ESPN	FRESNO ST.	UCLA	CHAMPIONSHIP	OKLAHOMA CITY	2-0	1.05

1991

#	DAY	DATE	NETWORK	AWAY	HOME	NOTES	LOCATION	SCORE	RATING
1	THU	6/6/91	ESPN	ARIZONA	UCLA	CHAMPIONSHIP	OKLAHOMA CITY	5-1	1.31

1992

#	DAY	DATE	NETWORK	AWAY	HOME	NOTES	LOCATION	SCORE	RATING
1	THU	6/4/92	ESPN	ARIZONA	UCLA	CHAMPIONSHIP	OKLAHOMA CITY	2-0	1.04

1993

#	DAY	DATE	NETWORK	AWAY	HOME	NOTES	LOCATION	SCORE	RATING
1	THU	6/7/93	ESPN	ARIZONA	UCLA	CHAMPIONSHIP	OKLAHOMA CITY	1-0	0.57

1994

#	DAY	DATE	NETWORK	AWAY	HOME	NOTES	LOCATION	SCORE	RATING
1	MON	05/30/94	ESPN2	CSUN	ARIZONA	CHAMPIONSHIP	OKLAHOMA CITY	0-4	0.30

1995

#	DAY	DATE	NETWORK	AWAY	HOME	NOTES	LOCATION	SCORE	RATING
1	MON	05/29/95	ESPN2	ARIZONA	*UCLA	CHAMPIONSHIP	OKLAHOMA CITY	2-4	0.29

** PARTICIPATION VACATED DUE TO NCAA INFRACTIONS.*

1996

#	DAY	DATE	NETWORK	AWAY	HOME	NOTES	LOCATION	SCORE	RATING
1	MON	05/27/96	ESPN2	WASHINGTON	UCLA	GAME #11	COLUMBUS, GA	8-2	0.23
2	MON	05/27/96	ESPN2	ARIZONA	IOWA	GAME #12	COLUMBUS, GA	10-2	0.19
3	MON	05/27/96	ESPN2	ARIZONA	WASHINGTON	CHAMPIONSHIP	COLUMBUS, GA	6-4	0.50
3	TUE	05/28/96	ESPN	ARIZONA	WASHINGTON	CHAMPIONSHIP (RE-AIR)	COLUMBUS, GA	6-4	0.74

1997

#	DAY	DATE	NETWORK	AWAY	HOME	NOTES	LOCATION	SCORE	RATING
1	SUN	05/25/97	ESPN2	ARIZONA	FRESNO ST.	GAME #13	OKLAHOMA CITY	6-3	0.74
2	SUN	05/25/97	ESPN2	UCLA	WASHINGTON	GAME #14	OKLAHOMA CITY	1-0	0.39
3	MON	05/26/97	ESPN2	ARIZONA	UCLA	CHAMPIONSHIP	OKLAHOMA CITY	10-2	0.72

1998

#	DAY	DATE	NETWORK	AWAY	HOME	NOTES	LOCATION	SCORE	RATING
1	SUN	05/24/98	ESPN2	ARIZONA	OKLAHOMA ST.	GAME #11	OKLAHOMA CITY	5-0	0.44
2	SUN	05/24/98	ESPN2	WASHINGTON	FRESNO ST.	GAME #12	OKLAHOMA CITY	3-1	0.32
3	SUN	05/24/98	ESPN2	FRESNO ST.	WASHINGTON	GAME #13	OKLAHOMA CITY	6-1	0.35
4	MON	05/25/98	ESPN2	FRESNO ST.	ARIZONA	CHAMPIONSHIP	OKLAHOMA CITY	1-0	0.70

1999

#	DAY	DATE	NETWORK	AWAY	HOME	NOTES	LOCATION	SCORE	RATING
1	SUN	05/30/99	ESPN2	UCLA	DEPAUL	GAME #11	OKLAHOMA CITY	2-1	0.61
2	SUN	05/30/99	ESPN2	WASHINGTON	CALIFORNIA	GAME #12	OKLAHOMA CITY	3-0	0.54
3	MON	05/31/99	ESPN2	WASHINGTON	UCLA	CHAMPIONSHIP	OKLAHOMA CITY	2-3	0.74

2000

#	DAY	DATE	NETWORK	AWAY	HOME	NOTES	LOCATION	SCORE	RATING
1	SUN	05/28/00	ESPN2	UCLA	SOUTHERN MISS.	GAME #11	OKLAHOMA CITY	6-0	0.47
2	SUN	05/28/00	ESPN2	OKLAHOMA	ARIZONA	GAME #12	OKLAHOMA CITY	1-0	0.43
3	MON	05/29/00	ESPN	OKLAHOMA	UCLA	CHAMPIONSHIP	OKLAHOMA CITY	3-1	0.98

2001

#	DAY	DATE	NETWORK	AWAY	HOME	NOTES	LOCATION	SCORE	RATING
1	THU	05/24/01	ESPN2	CALIFORNIA	ARIZONA	GAME #1	OKLAHOMA CITY	2-3	0.21
2	THU	05/24/01	ESPN2	OKLAHOMA	MICHIGAN	GAME#2	OKLAHOMA CITY	2-0	0.43
3	THU	05/24/01	ESPN2	STANFORD	LSU	GAME #3	OKLAHOMA CITY	2-1	0.40
4	THU	05/24/01	ESPN2	IOWA	UCLA	GAME #4	OKLAHOMA CITY	0-2	0.56
5	FRI	05/25/01	ESPN	OKLAHOMA	ARIZONA	GAME #5	OKLAHOMA CITY	4-5	0.74
6	SAT	05/26/01	ESPN	MICHIGAN	CALIFORNIA	GAME #6	OKLAHOMA CITY	2-5	0.96
7	SAT	05/26/01	ESPN2	CALIFORNIA	STANFORD	GAME #7	OKLAHOMA CITY	0-1	0.43
8	SAT	05/26/01	ESPN2	LSU	OKLAHOMA	GAME #8	OKLAHOMA CITY	2-1	0.80
9	SUN	05/27/01	ESPN2	STANFORD	ARIZONA	GAME #9	OKLAHOMA CITY	0-1	0.44
10	SUN	05/27/01	ESPN2	LSU	UCLA	GAME #10	OKLAHOMA CITY	0-6	0.49
11	MON	05/28/01	ESPN	ARIZONA	UCLA	CHAMPIONSHIP	OKLAHOMA CITY	1-0	1.17

2002

#	DAY	DATE	NETWORK	AWAY	HOME	NOTES	LOCATION	SCORE	RATING
1	THU	05/23/02	ESPN2	FLORIDA STATE	UCLA	GAME #1	OKLAHOMA CITY	2-1	0.12
	THU	05/23/02	ESPN	FLORIDA STATE	UCLA	GAME #1 (NETWORK SWITCH)	OKLAHOMA CITY	2-1	0.25
2	THU	05/23/02	ESPN	OKLAHOMA	CALIFORNIA	GAME #2	OKLAHOMA CITY	2-4	0.45
3	THU	05/23/02	ESPN2	MICHIGAN	ARIZONA STATE	GAME #3	OKLAHOMA CITY	1-2	0.45
4	THU	05/23/02	ESPN2	NEBRASKA	ARIZONA	GAME #4	OKLAHOMA CITY	0-1	0.72
5	FRI	05/24/02	ESPN2	FLORIDA STATE	CALIFORNIA	GAME #5	OKLAHOMA CITY	0-1	0.34
6	FRI	05/24/02	ESPN	ARIZONA STATE	ARIZONA	GAME #6	OKLAHOMA CITY	0-1	0.59
7	SAT	05/25/02	ESPN	OKLAHOMA	UCLA	GAME #7	OKLAHOMA CITY	0-2	0.79
8	SAT	05/25/02	ESPN	MICHIGAN	NEBRASKA	GAME #8	OKLAHOMA CITY	0-1	0.63
	SAT	05/25/02	ESPN2	MICHIGAN	NEBRASKA	GAME #8 (NETWORK SWITCH)	OKLAHOMA CITY	0-1	0.56
9	SAT	05/25/02	ESPN2	ARIZONA STATE	UCLA	GAME #9	OKLAHOMA CITY	2-1	0.63
10	SAT	05/25/02	ESPN2	FLORIDA STATE	NEBRASKA	GAME #10	OKLAHOMA CITY	4-3	0.37
11	SUN	05/26/02	ESPN2	CALIFORNIA	ARIZONA STATE	GAME #11	OKLAHOMA CITY	3-0	0.44
12	SUN	05/26/02	ESPN2	ARIZONA	FLORIDA STATE	GAME #12	OKLAHOMA CITY	6-2	0.58
13	MON	05/27/02	ESPN	CALIFORNIA	ARIZONA	CHAMPIONSHIP	OKLAHOMA CITY	6-0	1.02

2003

#	DAY	DATE	NETWORK	AWAY	HOME	NOTES	LOCATION	SCORE	RATING
1	THU	05/22/03	ESPN2	ALABAMA	ARIZONA	GAME #1	OKLAHOMA CITY	2-3	0.21
2	THU	05/22/03	ESPN	WASHINGTON	OKLAHOMA	GAME #2	OKLAHOMA CITY	3-1	0.36
3	THU	05/22/03	ESPN	LOUISIANA	TEXAS	GAME #3	OKLAHOMA CITY	2-3	0.55

4	THU	05/22/03	ESPN2	CALIFORNIA	UCLA	GAME #4	OKLAHOMA CITY	7-3	0.47
5	FRI	05/23/03	ESPN2	ARIZONA	WASHINGTON	GAME #5	OKLAHOMA CITY	2-1	0.36
6	FRI	05/23/03	ESPN2	TEXAS	CALIFORNIA	GAME #6	OKLAHOMA CITY	1-0	0.69
7	SAT	05/24/03	ESPN	ALABAMA	OKLAHOMA	GAME #7	OKLAHOMA CITY	3-6	0.74
8	SAT	05/24/03	ESPN2	UCLA	LOUISIANA	GAME #8	OKLAHOMA CITY	5-1	0.57
9	SAT	05/24/03	ESPN2	CALIFORNIA	OKLAHOMA	GAME #9	OKLAHOMA CITY	5-2	0.76
10	SAT	05/24/03	ESPN2	WASHINGTON	UCLA	GAME #10	OKLAHOMA CITY	1-2	0.57
11	SUN	05/25/03	ESPN	ARIZONA	CALIFORNIA	GAME #11	OKLAHOMA CITY	1-2	0.96
12	SUN	05/25/03	ESPN	UCLA	TEXAS	GAME #12	OKLAHOMA CITY	3-0	0.88
13	SUN	05/25/03	ESPN2	ARIZONA	CALIFORNIA	GAME #13	OKLAHOMA CITY	1-4	0.83
14	SUN	05/25/03	ESPN2	UCLA	TEXAS	GAME #14	OKLAHOMA CITY	2-1	0.89
15	MON	05/26/03	ESPN	CALIFORNIA	UCLA	CHAMPIONSHIP	OKLAHOMA CITY	0-1	1.57

2004

#	DAY	DATE	NETWORK	AWAY	HOME	NOTES	LOCATION	SCORE	RATING
1	THU	05/27/04	ESPN	MICHIGAN	LSU	GAME #1	OKLAHOMA CITY	2-3	0.54
2	THU	05/27/04	ESPN	STANFORD	UCLA	GAME #2	OKLAHOMA CITY	2-8	0.56
3	THU	05/27/04	ESPN2	WASHINGTON	OKLAHOMA	GAME #3	OKLAHOMA CITY	2-6	0.62
4	THU	05/27/04	ESPN2	CALIFORNIA	FLORIDA STATE	GAME #4	OKLAHOMA CITY	4-2	0.55
5	FRI	05/28/04	ESPN	UCLA	LSU	GAME #5	OKLAHOMA CITY	2-0	0.55
6	FRI	05/28/04	ESPN2	OKLAHOMA	CALIFORNIA	GAME #6	OKLAHOMA CITY	1-2	0.58
7	SAT	05/29/04	ESPN	MICHIGAN	STANFORD	GAME #7	OKLAHOMA CITY	4-5	0.59
8	SAT	05/29/04	ESPN2	FLORIDA ST.	WASHINGTON	GAME #8	OKLAHOMA CITY	2-0	0.51
9	SAT	05/29/04	ESPN	OKLAHOMA	STANFORD	GAME #9 (RAIN DELAY)	OKLAHOMA CITY	2-3	0.53
	SUN	05/30/04	ESPN2	OKLAHOMA	STANFORD	GAME #9	OKLAHOMA CITY	2-3	0.21
10	SUN	05/30/04	ESPN2	LSU	FLORIDA ST.	GAME #11	OKLAHOMA CITY	2-1	0.36
	SUN	05/30/04	ESPN	LSU	FLORIDA ST.	GAME #11 (NETWORK SWITCH)	OKLAHOMA CITY	2-1	0.63
11	SUN	05/30/04	ESPN	UCLA	STANFORD	GAME #12	OKLAHOMA CITY	3-1	0.72
12	SUN	05/30/04	ESPN2	CALIFORNIA	LSU	GAME #13	OKLAHOMA CITY	1-4	0.62
13	SUN	05/30/04	ESPN2	CALIFORNIA	LSU	GAME #14	OKLAHOMA CITY	4-1	0.62
14	MON	05/31/04	ESPN	CALIFORNIA	UCLA	CHAMPIONSHIP	OKLAHOMA CITY	1-3	1.27

2005

#	DAY	DATE	NETWORK	AWAY	HOME	NOTES	LOCATION	SCORE	RATING
1	THU	06/02/05	ESPN2	TENNESSEE	ARIZONA	GAME #1	OKLAHOMA CITY	1-0	0.42
2	THU	06/02/05	ESPN2	UCLA	CALIFORNIA	GAME #2	OKLAHOMA CITY	2-1	0.45
3	THU	06/02/05	ESPN2	DEPAUL	MICHIGAN	GAME #3	OKLAHOMA CITY	0-3	0.43
4	THU	06/02/05	ESPN2	ALABAMA	TEXAS	GAME #4	OKLAHOMA CITY	0-3	0.56
5	FRI	06/03/05	ESPN	TENNESSEE	UCLA	GAME #5	OKLAHOMA CITY	1-3	0.75
6	FRI	06/03/05	ESPN2	TEXAS	MICHIGAN	GAME #6	OKLAHOMA CITY	0-4	0.67
7	SAT	06/04/05	ESPN	CALIFORNIA	ARIZONA	GAME #7	OKLAHOMA CITY	2-3	0.87
8	SAT	06/04/05	ESPN	DEPAUL	ALABAMA	GAME #8	OKLAHOMA CITY	1-2	0.78
9	SUN	06/05/05	ESPN	TEXAS	ARIZONA	GAME #9	OKLAHOMA CITY	1-0	1.06
10	SUN	06/05/05	ESPN	ALABAMA	TENNESSEE	GAME #10	OKLAHOMA CITY	0-4	0.91
	SUN	06/05/05	ESPN2	ALABAMA	TENNESSEE	GAME #10 (NETWORK SWITCH)	OKLAHOMA CITY	0-4	0.65
11	SUN	06/05/05	ESPN2	TEXAS	UCLA	GAME #11	OKLAHOMA CITY	0-3	1.15
12	SUN	06/05/05	ESPN2	MICHIGAN	TENNESSEE	GAME #12	OKLAHOMA CITY	0-2	0.86
13	MON	06/06/05	ESPN2	TENNESSEE	MICHIGAN	GAME #14	OKLAHOMA CITY	2-3	0.33
14	MON	06/06/05	ESPN	UCLA	MICHIGAN	CHAMPIONSHIP GAME #1	OKLAHOMA CITY	5-0	1.01
15	TUE	06/07/05	ESPN	MICHIGAN	UCLA	CHAMPIONSHIP GAME #2	OKLAHOMA CITY	5-2	0.99
16	WED	06/08/05	ESPN	MICHIGAN	UCLA	CHAMPIONSHIP GAME #3	OKLAHOMA CITY	4-1	1.83

2006

#	DAY	DATE	NETWORK	AWAY	HOME	NOTES	LOCATION	SCORE	RATING
1	THU	06/01/06	ESPN2HD	OREGON ST.	ARIZONA	GAME #1	OKLAHOMA CITY	2-3	0.42
2	THU	06/01/06	ESPN2HD	ARIZONA ST.	TEXAS	GAME #2	OKLAHOMA CITY	0-2	0.41
3	THU	06/01/06	ESPN2HD	NORTHWESTERN	ALABAMA	GAME #3	OKLAHOMA CITY	6-5	0.75
4	FRI	06/02/06	ESPN2HD	TENNESSEE	UCLA	GAME #4	OKLAHOMA CITY	4-2	0.36
5	FRI	06/02/06	ESPN2HD	TEXAS	ARIZONA	GAME #5	OKLAHOMA CITY	0-2	0.62
6	FRI	06/02/06	ESPN2HD	NORTHWESTERN	TENNESSEE	GAME #6	OKLAHOMA CITY	2-0	0.74
7	SAT	06/03/06	ESPNHD	ARIZONA ST.	OREGON ST.	GAME #7	OKLAHOMA CITY	3-1	0.91
8	SAT	06/03/06	ESPNHD	UCLA	ALABAMA	GAME #8	OKLAHOMA CITY	4-1	0.84
9	SAT	06/03/06	ESPNHD	TENNESSEE	ARIZONA ST.	GAME #9	OKLAHOMA CITY	3-1	0.96
10	SAT	06/03/06	ESPNHD	UCLA	TEXAS	GAME #10	OKLAHOMA CITY	2-0	1.14
11	SUN	06/04/06	ESPNHD	ARIZONA	TENNESSEE	GAME #11	OKLAHOMA CITY	0-1	1.03
12	SUN	06/04/06	ESPNHD	NORTHWESTERN	UCLA	GAME #12	OKLAHOMA CITY	3-1	1.15
13	SUN	06/04/06	ESPN2HD	ARIZONA	TENNESSEE	GAME #13	OKLAHOMA CITY	6-0	0.84
14	MON	06/05/06	ESPN2HD	ARIZONA	NORTHWESTERN	CHAMPIONSHIP GAME #1	OKLAHOMA CITY	8-0	0.82

15	TUE	06/06/06	ESPN2HD	NORTHWESTERN	ARIZONA	CHAMPIONSHIP GAME #2	OKLAHOMA CITY	1-5	1.12

2007

#	DAY	DATE	NETWORK	AWAY	HOME	NOTES	LOCATION	SCORE	RATING
1	THU	05/31/07	ESPNHD	DEPAUL	WASHINGTON	GAME #1	OKLAHOMA CITY	1-3	0.39
2	THU	05/31/07	ESPNHD	ARIZONA ST.	NORTHWESTERN	GAME #2	OKLAHOMA CITY	0-2	0.46
3	THU	05/31/07	ESPNHD	TENNESSEE	TEXAS A&M	GAME #3	OKLAHOMA CITY	2-0	0.77
4	THU	05/31/07	ESPNHD	BAYLOR	ARIZONA	GAME #4	OKLAHOMA CITY	1-2	0.70
5	FRI	06/01/07	ESPNHD	WASHINGTON	NORTHWESTERN	GAME #5	OKLAHOMA CITY	9-0	0.76
6	SAT	06/02/07	ESPN2HD	ARIZONA	TENNESSEE	GAME #6	OKLAHOMA CITY	0-1	0.44
7	SAT	06/02/07	ESPNHD	DEPAUL	ARIZONA ST.	GAME #7	OKLAHOMA CITY	3-1	0.79
8	SAT	06/02/07	ESPNHD	TEXAS A&M	BAYLOR	GAME #8	OKLAHOMA CITY	4-7	0.86
9	SAT	06/02/07	ESPNHD	ARIZONA	DEPAUL	GAME #9	OKLAHOMA CITY	3-0	0.75
10	SAT	06/02/07	ESPNHD	NORTHWESTERN	BAYLOR	GAME #10	OKLAHOMA CITY	7-0	0.72
11	SUN	06/03/07	ESPNHD	WASHINGTON	ARIZONA	GAME #11	OKLAHOMA CITY	0-2	0.90
12	SUN	06/03/07	ESPNHD	NORTHWESTERN	TENNESSEE	GAME #12	OKLAHOMA CITY	0-3	1.07
13	SUN	06/03/07	ESPN2HD	ARIZONA	WASHINGTON	GAME #13	OKLAHOMA CITY	8-1	0.74
14	MON	06/04/07	ESPN2HD	TENNESSEE	ARIZONA	CHAMPIONSHIP GAME #1	OKLAHOMA CITY	3-0	1.06
15	TUE	06/05/07	ESPN2HD	ARIZONA	TENNESSEE	CHAMPIONSHIP GAME #2	OKLAHOMA CITY	1-0	1.54
16	WED	06/06/07	ESPN2HD	TENNESSEE	ARIZONA	CHAMPIONSHIP GAME #3	OKLAHOMA CITY	0-5	1.79

2008

#	DAY	DATE	NETWORK	AWAY	HOME	NOTES	LOCATION	SCORE	RATING
1	THU	5/29/08	ESPN	LOUISIANA	FLORIDA	GAME #1	OKLAHOMA CITY	2-3	0.58
2	THU	5/29/08	ESPN	VIRGINIA TECH	TEXAS A&M	GAME #2	OKLAHOMA CITY	1-0	0.68
3	THU	5/29/08	ESPN	ARIZONA ST.	ALABAMA	GAME #3	OKLAHOMA CITY	1-3	1.01
4	THU	5/29/08	ESPN	ARIZONA	UCLA	GAME #4	OKLAHOMA CITY	1-0	0.73
5	FRI	5/30/08	ESPN2	TEXAS A&M	LOUISIANA	GAME #5	OKLAHOMA CITY	1-2	0.64
6	FRI	5/30/08	ESPN2	UCLA	ARIZONA ST.	GAME #6	OKLAHOMA CITY	4-0	0.63
7	SAT	5/31/08	ESPN	VIRGINIA TECH	FLORIDA	GAME #7	OKLAHOMA CITY	2-0	0.93
8	SAT	5/31/08	ESPN	ALABAMA	ARIZONA	GAME #8	OKLAHOMA CITY	1-5	0.96
9	SAT	5/31/08	ESPN	UCLA	FLORIDA	GAME #9	OKLAHOMA CITY	2-0	0.74
10	SAT	5/31/08	ESPN	LOUISIANA	ALABAMA	GAME #10	OKLAHOMA CITY	3-1	0.85
11	SUN	6/1/08	ESPN	FLORIDA	TEXAS A&M	GAME #11	OKLAHOMA CITY	1-6	0.96
12	SUN	6/1/08	ESPN	ALABAMA	ARIZONA ST.	GAME #12	OKLAHOMA CITY	3-1	0.99
13	SUN	6/1/08	ESPN2	TEXAS A&M	FLORIDA	GAME #13	OKLAHOMA CITY	0-1	1.10
14	MON	6/2/08	ESPN2	TEXAS A&M	ARIZONA ST.	CHAMPIONSHIP GAME #1	OKLAHOMA CITY	3-0	0.90
15	TUES	6/3/08	ESPN2	ARIZONA ST.	TEXAS A&M	CHAMPIONSHIP GAME #2	OKLAHOMA CITY	0-11	1.06

2009

#	DAY	DATE	NETWORK	AWAY	HOME	NOTES	LOCATION	SCORE	RATING
1	THU	5/28/09	ESPN	WASHINGTON	GEORGIA	GAME #1	OKLAHOMA CITY	1-3	0.47
2	THU	5/28/09	ESPN	ARIZONA ST.	MISSOURI	GAME #2	OKLAHOMA CITY	7-3	0.58
3	THU	5/28/09	ESPN	MICHIGAN	ALABAMA	GAME #3	OKLAHOMA CITY	6-1	0.67
4	THU	5/28/09	ESPN	ARIZONA	FLORIDA	GAME #4	OKLAHOMA CITY	0-3	0.76
5	FRI	5/29/09	ESPN2	ARIZONA ST.	WASHINGTON	GAME #5	OKLAHOMA CITY	0-1	0.53
6	FRI	5/29/09	ESPN2	FLORIDA	MICHIGAN	GAME #6	OKLAHOMA CITY	1-0	0.77
7	SAT	5/30/09	ESPN	MISSOURI	GEORGIA	GAME #7	OKLAHOMA CITY	2-5	0.75
8	SAT	5/30/09	ESPN	ALABAMA	ARIZONA	GAME #8	OKLAHOMA CITY	14-0	0.77
9	SAT	5/30/09	ESPN	MICHIGAN	GEORGIA	GAME #9	OKLAHOMA CITY	5-7	0.84
10	SAT	5/30/09	ESPN	ARIZONA ST.	ALABAMA	GAME #10	OKLAHOMA CITY	2-6	0.95
11	SUN	5/31/09	ESPN	WASHINGTON	GEORGIA	GAME #11	OKLAHOMA CITY	8-9	1.02
12	SUN	5/31/09	ESPN/ESPN2	ALABAMA	FLORIDA	GAME #12	OKLAHOMA CITY	5-6	1.05/1.20
13	SUN	5/31/09	ESPN2	GEORIGA	WASHINGTON	GAME #13	OKLAHOMA CITY	3-9	1.05
14	MON	6/1/09	ESPN2	WASHINGTON	FLORIDA	CHAMPIONSHIP GAME #1	OKLAHOMA CITY	8-0	1.09
15	TUES	6/2/09	ESPN2	FLORIDA	WASHINGTON	CHAMPIONSHIP GAME #2	OKLAHOMA CITY	2-3	1.33

2010

#	DAY	DATE	NETWORK	AWAY	HOME	NOTES	LOCATION	SCORE	RATING
1	THU	6/3/10	ESPN	HAWAII	MISSOURI	GAME #1	OKLAHOMA CITY	3-2	0.38
2	THU	6/3/10	ESPN	UCLA	FLORIDA	GAME #2	OKLAHOMA CITY	16-3	0.43
3	THU	6/3/10	ESPN2	TENNESSEE	ARIZONA	GAME #3	OKLAHOMA CITY	9-0	0.54
4	THU	6/3/10	ESPN2	GEORGIA	WASHINGTON	GAME #4	OKLAHOMA CITY	6-3	0.53
5	FRI	6/4/10	ESPN	HAWAII	UCLA	GAME #5	OKLAHOMA CITY	2-5	0.73
6	FRI	6/4/10	ESPN	TENNESSEE	GEORGIA	GAME #6	OKLAHOMA CITY	7-5	0.72
7	SAT	6/5/10	ESPN2	MISSOURI	FLORIDA	GAME #7	OKLAHOMA CITY	0-5	0.59
8	SAT	6/5/10	ESPN2	ARIZONA	WASHINGTON	GAME #8	OKLAHOMA CITY	4-3	0.93

9	SAT	6/5/10	ESPN	FLORIDA	GEORGIA	GAME #9	OKLAHOMA CITY	2-3	0.78
10	SAT	6/5/10	ESPN	ARIZONA	HAWAII	GAME #10	OKLAHOMA CITY	5-1	0.99
11	SUN	6/6/10	ESPN	UCLA	GEORGIA	GAME #11	OKLAHOMA CITY	5-2	0.84
12	SUN	6/6/10	ESPN	TENNESSEE	ARIZONA	GAME #12	OKLAHOMA CITY	0-8	0.86
13	SUN	6/6/10	ESPN2	ARIZONA	TENNESSEE	GAME #13	OKLAHOMA CITY	5-2	0.84
14	MON	6/7/10	ESPN2	ARIZONA	UCLA	CHAMPIONSHIP GAME #1	OKLAHOMA CITY	5-6	0.99
15	TUE	6/8/10	ESPN2	UCLA	ARIZONA	CHAMPIONSHIP GAME #2	OKLAHOMA CITY	15-9	0.74

2011

#	DAY	DATE	NETWORK	AWAY	HOME	NOTES	LOCATION	SCORE	RATING
1	THU	6/2/11	ESPN2	CALIFORNIA	ALABAMA	GAME #1	OKLAHOMA CITY	0-1	0.34
2	THU	6/2/11	ESPN2	OKLAHOMA ST.	BAYLOR	GAME #2	OKLAHOMA CITY	0-1	0.38
3	THU	6/2/11	ESPN2	OKLAHOMA	ARIZONA ST.	GAME #3	OKLAHOMA CITY	1-3	0.54
4	THU	6/2/11	ESPN2	MISSOURI	FLORIDA	GAME #4	OKLAHOMA CITY	2-6	0.66
5	FRI	6/3/11	ESPN	BAYLOR	ALABAMA	GAME #5	OKLAHOMA CITY	0-3	0.67
6	FRI	6/3/11	ESPN	FLORIDA	ARIZONA ST.	GAME #6	OKLAHOMA CITY	5-6	0.92
7	SAT	6/4/11	ESPN	OKLAHOMA ST.	CALIFORNIA	GAME #7	OKLAHOMA CITY	2-6	0.82
8	SAT	6/4/11	ESPN	OKLAHOMA	MISSOURI	GAME #8	OKLAHOMA CITY	1-4	0.94
9	SAT	6/4/11	ESPN2	CALIFORNIA	FLORIDA	GAME #9	OKLAHOMA CITY	2-5	0.63
10	SAT	6/4/11	ESPN2	MISSOURI	BAYLOR	GAME #10	OKLAHOMA CITY	0-1	0.76
11	SUN	6/5/11	ESPN	ALABAMA	FLORIDA	GAME #11	OKLAHOMA CITY	2-16	0.82
12	SUN	6/5/11	ESPN	ARIZONA ST.	BAYLOR	GAME #12	OKLAHOMA CITY	4-0	0.93
13	SUN	6/5/11	ESPN2	FLORIDA	ALABAMA	GAME #13	OKLAHOMA CITY	9-2	0.77
14	MON	6/6/11	ESPN2	FLORIDA	ARIZONA ST.	CHAMPIONSHIP GAME #1	OKLAHOMA CITY	4-14	0.83
15	TUE	6/7/11	ESPN2	ARIZONA ST.	FLORIDA	CHAMPIONSHIP GAME #2	OKLAHOMA CITY	7-2	0.80

2012

#	DAY	DATE	NETWORK	AWAY	HOME	NOTES	LOCATION	SCORE	RATING
1	THU	5/31/12	ESPN2	SOUTH FLA.	OKLAHOMA	GAME #1	OKLAHOMA CITY	1-5	0.21
2	THU	5/31/12	ESPN2	LSU	CALIFORNIA	GAME #2	OKLAHOMA CITY	3-5	0.35
3	THU	5/31/12	ESPN2	TENNESSEE	ALABAMA	GAME #3	OKLAHOMA CITY	3-5	0.51
4	THU	5/31/12	ESPN2	OREGON	ARIZONA ST.	GAME #4	OKLAHOMA CITY	1-3	0.38
5	FRI	6/1/12	ESPN2	OKLAHOMA	CALIFORNIA	GAME #5	OKLAHOMA CITY	3-0	0.53
6	FRI	6/1/12	ESPN2	ALABAMA	ARIZONA ST.	GAME #6	OKLAHOMA CITY	2-1	0.63
7	SAT	6/2/12	ESPN2	SOUTH FLA.	LSU	GAME #7	OKLAHOMA CITY	0-1	0.42
8	SAT	6/2/12	ESPN2	OREGON	TENNESSEE	GAME #8	OKLAHOMA CITY	3-1	0.62
9	SAT	6/2/12	ESPN	ARIZONA ST.	LSU	GAME #9	OKLAHOMA CITY	6-0	0.70
10	SAT	6/2/12	ESPN	CALIFORNIA	OREGON	GAME #10	OKLAHOMA CITY	6-3	0.66
11	SUN	6/3/12	ESPN	ARIZONA ST.	OKLAHOMA	GAME #11	OKLAHOMA CITY	3-5	0.7
12	SUN	6/3/12	ESPN	CALIFORNIA	ALABAMA	GAME #12	OKLAHOMA CITY	2-5	0.87
13	MON	6/4/12	ESPN2	OKLAHOMA	ALABAMA	CHAMPIONSHIP GAME #1	OKLAHOMA CITY	4-1	0.96
14	TUE	6/5/12	ESPN2	ALABAMA	OKLAHOMA	CHAMPIONSHIP GAME #2	OKLAHOMA CITY	8-6	0.93
15	WED	6/6/12	ESPN	OKLAHOMA	ALABAMA	CHAMPIONSHIP GAME #3	OKLAHOMA CITY	4-5	0.65

2013

#	DAY	DATE	NETWORK	AWAY	HOME	NOTES	LOCATION	SCORE	RATING
1	THU	5/30/13	ESPN2	NEBRASKA	WASHINGTON	GAME #1	OKLAHOMA CITY	3-4	0.30
2	THU	5/30/13	ESPN	TENNESSEE	FLORIDA	GAME #2	OKLAHOMA CITY	9-2	0.51
3	THU	5/30/13	ESPN2	ARIZONA ST.	TEXAS	GAME #3	OKLAHOMA CITY	3-6	0.49
4	THU	5/30/13	ESPN2	MICHIGAN	OKLAHOMA	GAME #4	OKLAHOMA CITY	1-7	0.54
5	SAT	6/1/13	ESPN2	WASHINGTON	TENNESSEE	GAME #5	OKLAHOMA CITY	0-1	0.61
6	SAT	6/1/13	ESPN2	TEXAS	OKLAHOMA	GAME #6	OKLAHOMA CITY	2-10	0.7
7	SAT	6/1/13	ESPN	FLORIDA	NEBRASKA	GAME #7	OKLAHOMA CITY	9-8	0.9
8	SAT	6/1/13	ESPN	MICHIGAN	ARIZONA ST.	GAME #8	OKLAHOMA CITY	2-0	0.58
9	SUN	6/2/13	ESPN	TEXAS	FLORIDA	GAME #9	OKLAHOMA CITY	3-0	0.80
10	SUN	6/2/13	ESPN	WASHINGTON	MICHIGAN	GAME #10	OKLAHOMA CITY	4-1	0.78
11	SUN	6/2/13	ESPN2	TENNESSEE	TEXAS	GAME #11	OKLAHOMA CITY	2-1	0.96
12	SUN	6/2/13	ESPN2	OKLAHOMA	WASHINGTON	GAME #12	OKLAHOMA CITY	6-2	0.72
13	MON	6/3/13	ESPN2	TENNESSEE	OKLAHOMA	CHAMPIONSHIP GAME #1	OKLAHOMA CITY	3-5	0.94
14	TUE	6/4/13	ESPN	OKLAHOMA	TENNESSEE	CHAMPIONSHIP GAME #2	OKLAHOMA CITY	4-0	1

2014

#	DAY	DATE	NETWORK	AWAY	HOME	NOTES	LOCATION	SCORE	RATING
1	THU	5/29/14	ESPN	BAYLOR	FLORIDA	GAME #1	OKLAHOMA CITY	0-11	0.36
2	THU	5/29/14	ESPN	FLORIDA ST.	OREGON	GAME #2	OKLAHOMA CITY	0-3	0.38
3	THU	5/29/14	ESPN2	KENTUCKY	LOUISIANA	GAME #3	OKLAHOMA CITY	4-1	0.41

4	THU	5/29/14	ESPN2	OKLAHOMA	ALABAMA	GAME #4	OKLAHOMA CITY	2-6	0.46
5	FRI	5/30/14	ESPN2	FLORIDA	OREGON	GAME #5	OKLAHOMA CITY	4-0	0.35
6	FRI	5/30/14	ESPN2	ALABAMA	KENTUCKY	GAME #6	OKLAHOMA CITY	2-0	0.44
7	SAT	5/31/14	ESPN	BAYLOR	FLORIDA ST.	GAME #7	OKLAHOMA CITY	7-2	0.36
8	SAT	5/31/14	ESPN	LOUISIANA	OKLAHOMA	GAME #8	OKLAHOMA CITY	1-3	0.48
9	SAT	5/31/14	ESPN	KENTUCKY	BAYLOR	GAME #9	OKLAHOMA CITY	7-8	0.65
10	SAT	5/31/14	ESPN	OREGON	OKLAHOMA	GAME #10	OKLAHOMA CITY	4-2	0.63
11	SUN	6/1/14	ESPN2	FLORIDA	BAYLOR	GAME #11	OKLAHOMA CITY	6-3	0.65
12	SUN	6/1/14	ESPN2	OREGON	ALABAMA	GAME #12	OKLAHOMA CITY	0-2	0.73
13	MON	6/2/14	ESPN2	FLORIDA	ALABAMA	CHAMPIONSHIP GAME #1	OKLAHOMA CITY	5-0	0.71
14	TUE	6/3/14	ESPN	ALABAMA	FLORIDA	CHAMPIONSHIP GAME #2	OKLAHOMA CITY	6-3	0.89

2015

#	DAY	DATE	NETWORK	AWAY	HOME	NOTES	LOCATION	SCORE	RATING
1	THU	5/28/15	ESPN	TENNESSEE	FLORIDA	GAME #1	OKLAHOMA CITY	2-7	0.41
2	THU	5/28/15	ESPN	LSU	AUBURN	GAME #2	OKLAHOMA CITY	6-1	0.45
3	THU	5/28/15	ESPN2	ALABAMA	MICHIGAN	GAME #3	OKLAHOMA CITY	0-5	0.63
4	THU	5/28/15	ESPN2	UCLA	OREGON	GAME #4	OKLAHOMA CITY	7-1	0.23
5	FRI	5/29/15	ESPN2	FLORIDA	LSU	GAME #5	OKLAHOMA CITY	4-0	0.52
6	FRI	5/29/15	ESPN2	MICHIGAN	UCLA	GAME #6	OKLAHOMA CITY	10-4	0.67
7	SAT	5/30/15	ESPN	AUBURN	TENNESSEE	GAME #7	OKLAHOMA CITY	4-2	0.61
8	SAT	5/30/15	ESPN	OREGON	ALABAMA	GAME #8	OKLAHOMA CITY	1-2	0.72
9	SAT	5/30/15	ESPN	UCLA	AUBURN	GAME #9	OKLAHOMA CITY	10-11	1.00
10	SAT	5/30/15	ESPN	ALABAMA	LSU	GAME #10	OKLAHOMA CITY	3-5	0.59
11	SUN	5/31/15	ESPNU	AUBURN	FLORIDA	GAME #11	OKLAHOMA CITY	2-3	0.94
12	SUN	5/31/15	ESPN2	LSU	MICHIGAN	GAME #12	OKLAHOMA CITY	3-6	1.19
13	MON	6/1/15	ESPN2	MICHIGAN	FLORIDA	CHAMPIONSHIP GAME #1	OKLAHOMA CITY	2-3	0.95
14	TUE	6/2/15	ESPN	FLORIDA	MICHIGAN	CHAMPIONSHIP GAME #2	OKLAHOMA CITY	0-1	1.16
15	TUE	6/3/15	ESPN	MICHIGAN	FLORIDA	CHAMPIONSHIP GAME #3	OKLAHOMA CITY	1-4	1.44

2016

#	DAY	DATE	NETWORK	AWAY	HOME	NOTES	LOCATION	SCORE	RATING
1	THU	06/02/16	ESPN	GEORGIA	FLORIDA ST.	GAME #1	OKLAHOMA CITY	5-4	0.25
2	THU	06/02/16	ESPN	UCLA	AUBURN	GAME #2	OKLAHOMA CITY	3-10	0.34
3	FRI	06/03/16	ESPN2	ALABAMA	OKLAHOMA	GAME #3	OKLAHOMA CITY	0-5	0.39
4	FRI	06/03/16	ESPN2	LSU	MICHIGAN	GAME #4	OKLAHOMA CITY	1-6	0.44
5	SAT	06/04/16	ESPN	FLORIDA ST.	UCLA	GAME #5	OKLAHOMA CITY	8-4	0.49
6	SAT	06/04/16	ESPN	LSU	ALABAMA	GAME #6	OKLAHOMA CITY	6-4	0.55
7	SAT	06/04/16	ESPN2	AUBURN	GEORGIA	GAME #7	OKLAHOMA CITY	4-3	0.42
8	SAT	06/04/16	ESPN2	OKLAHOMA	MICHIGAN	GAME #8	OKLAHOMA CITY	7-5	0.47
9	SUN	06/05/16	ESPN	MICHIGAN	FLORIDA ST.	GAME #9	OKLAHOMA CITY	0-1	0.63
10	SUN	06/05/16	ESPN2	GEORGIA	LSU	GAME #10	OKLAHOMA CITY	1-4	0.39
11	SUN	06/05/16	ESPN2	FLORIDA ST.	AUBURN	GAME #11	OKLAHOMA CITY	7-8	0.48
12	SUN	06/05/16	ESPN2	OKLAHOMA	LSU	GAME #12	OKLAHOMA CITY	7-3	0.36
13	MON	06/06/16	ESPN	AUBURN	OKLAHOMA	CHAMPIONSHIP GAME #1	OKLAHOMA CITY	2-3	0.69
14	TUE	06/07/16	ESPN	OKLAHOMA	AUBURN	CHAMPIONSHIP GAME #2	OKLAHOMA CITY	7-11	0.92
15	WED	06/08/16	ESPN	AUBURN	OKLAHOMA	CHAMPIONSHIP GAME #3	OKLAHOMA CITY	1-2	0.95

2017

#	DAY	DATE	NETWORK	AWAY	HOME	NOTES	LOCATION	SCORE	RATING
1	THU	6/1/2017	ESPN	TEXAS A&M	FLORIDA	GAME #1	OKLAHOMA CITY	0-8	0.26
2	THU	6/1/2017	ESPN	LSU	UCLA	GAME #2	OKLAHOMA CITY	2-1	0.31
3	THU	6/1/2017	ESPN2	WASHINGTON	OREGON	GAME #3	OKLAHOMA CITY	3-1	0.39
4	THU	6/1/2017	ESPN2	BAYLOR	OKLAHOMA	GAME #4	OKLAHOMA CITY	3-6	0.32
5	FRI	6/2/2017	ESPN	FLORIDA	LSU	GAME #5	OKLAHOMA CITY	7-0	0.56
6	FRI	6/2/2017	ESPN	OKLAHOMA	WASHINGTON	GAME #6	OKLAHOMA CITY	3-1	0.55
7	SAT	6/3/2017	ESPN	UCLA	TEXAS A&M	GAME #7	OKLAHOMA CITY	8-2	0.47
8	SAT	6/3/2017	ESPN	OREGON	BAYLOR	GAME #8	OKLAHOMA CITY	7-4	0.5
9	SAT	6/3/2017	ESPN	WASHINGTON	UCLA	GAME #9	OKLAHOMA CITY	1-0	0.62
10	SAT	6/3/2017	ESPN	LSU	OREGON	GAME #10	OKLAHOMA CITY	1-4	0.6
11	SUN	6/4/2017	ESPN	FLORIDA	WASHINGTON	GAME #11	OKLAHOMA CITY	5-2	0.63
12	SUN	6/4/2017	ESPN	OREGON	OKLAHOMA	GAME #12	OKLAHOMA CITY	2-4	0.76
13	MON	6/5/2017	ESPN	OKLAHOMA	FLORIDA	CHAMPIONSHIP GAME #1	OKLAHOMA CITY	7-5	1.01
14	TUE	6/6/2017	ESPN	FLORIDA	OKLAHOMA	CHAMPIONSHIP GAME #2	OKLAHOMA CITY	4-5	1.08

2018

#	DAY	DATE	NETWORK	AWAY	HOME	NOTES	LOCATION	SCORE	RATING
1	THU	5/31/2018	ESPN	ARIZONA ST.	OREGON	GAME #1	OKLAHOMA CITY	6-11	0.31
2	THU	5/31/2018	ESPN	WASHINGTON	OKLAHOMA	GAME #2	OKLAHOMA CITY	2-0	0.4
3	THU	5/31/2018	ESPN2	GEORGIA	FLORIDA	GAME #3	OKLAHOMA CITY	3-11	0.35
4	THU	5/31/2018	ESPN2	FLORIDA ST.	UCLA	GAME #4	OKLAHOMA CITY	4-7	0.28
5	FRI	6/1/2018	ESPN	OREGON	WASHINGTON	GAME #5	OKLAHOMA CITY	2-6	0.57
6	FRI	6/1/2018	ESPN	UCLA	FLORIDA	GAME #6	OKLAHOMA CITY	6-5	0.54
7	SAT	6/2/2018	ESPN	OKLAHOMA	ARIZONA ST.	GAME #7	OKLAHOMA CITY	2-0	0.54
8	SAT	6/2/2018	ESPN	GEORGIA	FLORIDA ST.	GAME #8	OKLAHOMA CITY	2-7	0.61
9	SAT	6/2/2018	ESPN	FLORIDA	OKLAHOMA	GAME #9	OKLAHOMA CITY	0-2	0.66
10	SAT	6/2/2018	ESPN	FLORIDA ST.	OREGON	GAME #10	OKLAHOMA CITY	4-1	0.64
11	SUN	6/3/2018	ESPN	OKLAHOMA	WASHINGTON	GAME #11	OKLAHOMA CITY	0-3	0.64
12	SUN	6/3/2018	ESPN	UCLA	FLORIDA ST.	GAME #12	OKLAHOMA CITY	1-3	0.7
13	SUN	6/3/2018	ESPN2	FLORIDA ST.	UCLA	GAME #13	OKLAHOMA CITY	12-6	0.48
14	SUN	6/3/2018	ESPN	FLORIDA ST.	WASHINGTON	WCWS FINALS G1	OKLAHOMA CITY	1-0	0.8
15	MON	6/4/2018	ESPN	WASHINGTON	FLORIDA ST.	WCWS FINALS G2	OKLAHOMA CITY	3-8	0.95

2019

#	DAY	DATE	TIME(ET)	NETWORK	AWAY	HOME	NOTES	LOCATION	P2+ VIEWERS	US HH RATING
1	THU	5/30/2019	12:00 PM	ESPN	ARIZONA	WASHINGTON	GAME #1	OKLAHOMA CITY	498,815	0.37
2	THU	5/30/2019	3:09 PM	ESPN	MINNESOTA	UCLA	GAME #2	OKLAHOMA CITY	620,983	0.43
3	THU	5/30/2019	7:00 PM	ESPN2	OKLAHOMA ST.	FLORIDA	GAME #3	OKLAHOMA CITY	864,614	0.52
4	THU	5/30/2019	9:39 PM	ESPN2	ALABAMA	OKLAHOMA	GAME #4	OKLAHOMA CITY	973,615	0.6
5	FRI	5/31/2019	7:00 PM	ESPN	UCLA	ARIZONA	GAME #5	OKLAHOMA CITY	865,980	0.56
6	FRI	5/31/2019	9:58 PM	ESPN	OKLAHOMA	OKLAHOMA ST.	GAME #6	OKLAHOMA CITY	1,058,024	0.69
7	SAT	6/1/2019	12:00 PM	ESPN	WASHINGTON	MINNESOTA	GAME #7	OKLAHOMA CITY	639,941	0.44
8	SAT	6/1/2019	6:14 PM	ESPN	FLORIDA	ALABAMA	GAME #8	OKLAHOMA CITY	1,041,523	0.63
9	SAT	6/1/2019	9:15 PM	ESPN	OKLAHOMA ST.	WASHINGTON	GAME #9	OKLAHOMA CITY	1,260,801	0.74
10	SAT	6/1/2019	11:32 PM	ESPN	ALABAMA	ARIZONA	GAME #10	OKLAHOMA CITY	879,241	0.55
11	SUN	6/2/2019	1:00 PM	ESPN	WASHINGTON	UCLA	GAME #11	OKLAHOMA CITY	1,275,548	0.8
12	SUN	6/2/2019	5:11 PM	ESPN	OKLAHOMA	ALABAMA	GAME #12	OKLAHOMA CITY	1,372,232	0.86
13	SUN	6/2/2019	7:00 PM	ESPN2	OKLAHOMA	ALABAMA	GAME #13	OKLAHOMA CITY	1,293,131	0.8
14	SUN	6/2/2019	8:30 PM	ESPN2	ALABAMA	OKLAHOMA	GAME #14	OKLAHOMA CITY	1,429,517	0.83
15	MON	6/3/2019	7:31 PM	ESPN	UCLA	OKLAHOMA	WCWS FINALS G1	OKLAHOMA CITY	1,340,915	0.87
16	TUE	6/4/2019	8:29 PM	ESPN	OKLAHOMA	UCLA	WCWS FINALS G2	OKLAHOMA CITY	1,799,267	1.12

2021

#	DAY	DATE	TIME(ET)	NETWORK	AWAY	HOME	NOTES	LOCATION	P2+ VIEWERS
1	THU	6/03/2021	12:00 PM	ESPN	JAMES MADISON	OKLAHOMA	GAME #1	OKLAHOMA CITY	620,000
2	THU	6/03/2021	3:13 PM	ESPN	GEORGIA	OKLAHOMA ST.	GAME #2	OKLAHOMA CITY	682,000
3	THU	6/03/2021	7:00 PM	ESPN	ARIZONA	ALABAMA	GAME #3	OKLAHOMA CITY	943,000
4	THU	6/03/2021	9:37 PM	ESPN	FLORIDA ST.	UCLA	GAME #4	OKLAHOMA CITY	815,000
5	FRI	6/04/2021	7:00 PM	ESPN2	OKLAHOMA ST.	JAMES MADISON	GAME #5	OKLAHOMA CITY	920,000
6	FRI	6/04/2021	9:51 PM	ESPN2	ALABAMA	UCLA	GAME #6	OKLAHOMA CITY	845,000
7	SAT	6/05/2021	12:00 PM	ESPN	OKLAHOMA	GEORGIA	GAME #7	OKLAHOMA CITY	1,087,000
8	SAT	6/05/2021	2:40 PM	ESPN	ARIZONA	FLORIDA ST.	GAME #8	OKLAHOMA CITY	1,139,000
9	SAT	6/05/2021	9:10 PM	ESPN	UCLA	OKLAHOMA	GAME #9	OKLAHOMA CITY	1,314,000
10	SUN	6/06/2021	12:50 AM	ESPN	FLORIDA ST.	OKLAHOMA ST.	GAME #10	OKLAHOMA CITY	532,000
11	SUN	6/06/2021	1:00 PM	ESPN	OKLAHOMA	JAMES MADISON	GAME #11	OKLAHOMA CITY	1,561,000
12	SUN	6/06/2021	4:14 PM	ESPN	ALABAMA	FLORIDA ST.	GAME #12	OKLAHOMA CITY	1,308,000
13	MON	6/07/2021	4:00 PM	ESPN	JAMES MADISON	OKLAHOMA	GAME #13	OKLAHOMA CITY	1,307,000
14	MON	6/07/2021	7:00 PM	ESPN	FLORIDA ST.	ALABAMA	GAME #14	OKLAHOMA CITY	1,632,000
15	TUE	6/08/2021	7:30 PM	ESPN	FLORIDA ST.	OKLAHOMA	WCWS FINALS G1	OKLAHOMA CITY	1,862,000
16	WED	6/09/2021	7:00 PM	ESPN	OKLAHOMA	FLORIDA ST.	WCWS FINALS G2	OKLAHOMA CITY	2,081,000
17	THU	6/10/2021	3:00 PM	ESPN	FLORIDA ST.	OKLAHOMA	WCWS FINALS G3	OKLAHOMA CITY	1,565,000

WCWS COACHING RECORDS

School, Coach, Years.	App.	Won	Lost	Pct.	CH	2nd	3rd
Adelphi							
Janet Ficke & Kathryn Raub (1984, 85)	2	2	4	.333	0	0	0
Kathryn Raub (1988)	1	0	2	.000	0	0	0
Alabama							
Pat Murphy (2000, 03, 05, 06, 08, 09, 11, 12,14, 15, 16, 19, 21)	13	22	25	.468	1	1	5
Arizona							
Mike Candrea (1988, 89, 90, 91, 92, 93, 94, 95, 96, 97, 98, 99, 2000, 01, 02, 03, 05, 06, 07, 09, 10, 19, 21)	23	62	34	.646	8	5	4
Larry Ray (2008)	1	0	2	.000	0	0	0
Arizona St.							
Mary Littlewood (1982, 87)	2	2	4	.333	0	0	0
Linda Wells (1999, 2002)	2	2	4	.333	0	0	0
Clint Myers (2006, 07, 08, 09, 11, 12, 13)	7	14	10	.583	2	0	0
Trisha Ford (2018)	1	0	2	.000	0	0	0
Auburn							
Clint Myers (2015, 16)	2	6	4	.400	0	1	0
Baylor							
Glenn Moore (2007, 11, 14, 17)	4	5	8	.625	0	0	2*
California							
Donna Terry (1986)	1	2	2	.500	0	0	1*
Diane Ninemire (1992, 96, 99, 2000, 01, 02, 03, 04, 05, 11, 12)	11	21	22	.488	1	2	2
Cal Poly Pomona							
Carol Spanks (1984, 85, 88, 89)	4	5	8	.384	0	0	2
Cal St. Fullerton							
Judi Garman (1982, 83, 85, 86, 87, 95)	6	16	10	.615	1	1	3
CSUN							
Gary Torgeson (1993, 94)	2	4	4	.500	0	1	0
Central Michigan							
Margo Jonker (1987)	1	1	2	.333	0	0	0
UConn							
Karen Mullins (1993)	1	1	2	.333	0	0	0
Creighton							
Mary Huggins (1982, 86)	2	1	4	.200	0	0	0
DePaul							
Eugene Lenti (1999, 2000, 05, 07)	4	3	8	.250	0	0	1
Florida							
Tim Walton (2008, 09, 10, 11, 13,14, 15, 17, 18, 19)	10	26	18	.591	2	3	1
Florida St.							
Dr. JoAnne Graf (1987, 90, 91, 92, 93, 0202, 04)	7	6	14	.300	0	0	2*
Lonni Alameda (2014, 16, 18, 21)	4	13	8	.619	1	1	0
Fresno St.							
Donna Pickel (1982, 84)	2	4	4	.500	0	1	0
Margie Wright (1987, 88, 89, 90, 91, 92, 94, 97, 98, 99)	10	26	19	.578	1	3	3
Georgia							
Lu Harris-Champer (2009, 10, 16, 18, 21)	5	6	10	.375	0	0	2
Hawaii							
Bob Coolen (2010)	1	1	2	.333	0	0	0
Ill.-Chicago							
Mike McGovern (1994)	1	0	2	.000	0	0	0
Indiana							
Gayle Blevins (1983, 86)	2	2	4	.333	0	0	1
Iowa							
Gayle Blevins (1995, 96, 97, 2001)	4	5	8	.385	0	0	2*
James Madison							
Loren LaPorte (2021)	1	2	2	.500	0	0	1
Kansas							
Kalum Haack (1992)	1	0	2	.000	0	0	0
Kent St.							
Sue Lilley (1990)	1	0	2	.000	0	0	0

School, Coach, Years.	App.	Won	Lost	Pct.	CH	2nd	3rd
Kentucky							
Rachel Lawson (2014)	1	1	2	.333	0	0	0
Long Beach St.							
Pete Manarino (1986, 90, 91, 92, 93)	5	5	10	.333	0	0	1
LSU							
Yvette Girouard (2001, 04)	2	5	4	.556	0	0	2
Beth Torina (2012, 15, 16, 17)	4	6	8	.429	0	0	0
Louisiana (formerly Southwestern La. and La.-Lafayette)							
Yvette Girouard (1993, 95, 96)	3	5	6	.200	0	0	0
Michael Lotief (2003, 08, 14)	3	1	6	.143	0	0	0
Louisiana Tech							
Bill Galloway (1983, 85, 86)	3	1	6	.143	0	0	0
Massachusetts							
Elaine Sortino (1992, 97, 98)	3	2	6	.250	0	0	1
Michigan							
Carol Hutchins (1995, 96, 97, 98, 2001, 02, 04, 05, 09, 13, 15, 16)	12	14	24	.368	1	1	0
Minnesota							
Jamie Trachsel (2019)	1	0	2	.000	0	0	0
Missouri							
Joyce Compton (1983)	1	0	2	.000	0	0	0
Jay Miller (1991, 94)	2	1	4	.200	0	0	0
Ehren Earleywine (2009, 10, 11)	3	1	6	.143	0	0	0
Nebraska							
Nancy Plantz (1982)	1	1	2	.333	0	0	0
Wayne Daigle (1984) *1985 2nd place title vacated	1	2	2	.500	0	0	1*
Ron Wolforth (1987, 88)	2	3	4	.429	0	0	1
Rhonda Revelle (1998, 2002, 13)	3	2	6	.250	0	0	0
Northern Ill.							
Dee Abrahamson (1988)	1	0	2	.000	0	0	0
Northwestern							
Sharon J. Drysdale (1984, 85, 86)	3	3	6	.333	0	0	0
Kate Drohan (2006, 07)	2	5	4	.555	0	1	1
Oklahoma							
Patty Gasso (2000, 01, 02, 03, 04, 11, 12, 13,14, 16,17, 18, 19, 21)	14	38	22	.633	5	2	1
Oklahoma St.							
Sandy Fischer (1982, 89, 90, 93, 94, 98)	6	11	12	.478	0	0	6
Rich Wieligman (2011)	1	0	2	.000	0	0	0
Kenny Gajewski (2019, 21)	2	2	4	.333	0	0	0
Oregon							
Teresa Wilson (1989)	1	1	2	.333	0	0	0
Mike White (2012, 14, 15,17, 18)	5	6	10	.375	0	0	2*
Oregon St.							
Kirk Walker (2006)	1	0	2	.000	0	0	0
Pacific							
Cindy Reynolds (1983)	1	1	2	.333	0	0	0
Princeton							
Cindy Cohen (1995, 96)	2	0	4	.000	0	0	0
South Carolina							
Lou Piel (1983)	1	2	2	.500	0	0	0
Joyce Compton (1989, 97)	2	0	4	.000	0	0	0
South Florida							
Ken Ericksen (2012)	1	0	2	.000	0	0	0
Southern Miss.							
Lu Harris-Champer (1999, 2000)	2	2	4	.333	0	0	1
Stanford							
John Rittman (2001, 2004)	2	4	4	.5	0	0	2*
Tennessee							
Ralph & Karen Weekly (2005, 06, 07, 10, 12, 13, 15)	7	15	14	.517	0	2	3
Texas							
Connie Clark (1998, 2003, 05, 06, 13)	5	7	10	.411	0	0	2*
Texas A&M							
Bob Brock (1983, 84, 86, 87, 88)	5	18	8	.693	2	2	0
Jo Evans (2007, 08, 17)	3	3	7	.300	0	1	0
Toledo							
Cheryl Sprangel (1989)	1	0	2	.000	0	0	0
UCLA							
Sharon Backus (1982, 83, 84, 85, 87, 88)	6	27	7	.708	4	1	1
Sharon Backus & Sue Enquist (1989, 90, 91, 92, 93, 94, 96) *1995 1st place title vacated	7	27	9	.750	3	2	2
Sue Enquist (1997, 99, 2000, 01, 02, 03, 04, 05, 06)	9	30	11	.738	3	4	1
Kelly Inouye-Perez (2008, 10, 15, 16,17, 18, 19, 21)	8	16	13	.551	2	0	0

School, Coach, Years.	App.	Won	Lost	Pct.	CH	2nd	3rd
UNLV							
Shan McDonald (1990, 91, 95)	3	3	6	.333	0	0	1
Utah							
Norma Carr (1985)	1	0	2	.000	0	0	0
Jo Evans (1991, 1994)	2	1	4	.200	0	0	0
Utah St.							
Lloydene Searle (1984)	1	0	2	.000	0	0	0
Virginia Tech							
Scot Thomas (2008)	1	0	2	.000	0	0	0
Washington							
Teresa Wilson (1996, 97, 98, 99, 00, 03)	6	13	10	.565	0	2	2*
Scott Centala & Steve Daily (2004)	1	0	2	.000	0	0	0
Heather Tarr (2007, 09, 10, 13,17, 18, 19)	7	16	13	.552	1	1	4
Western Michigan							
Fran Ebert (1982)	1	1	2	.333	0	0	0

NOTES

The Women's College World Series record book was researched and compiled by: Amy Hughes, Chris Hughes, Heather Perry, Jim Wright, Ashley Gloystein, Jeff Williams, Marcia Stubbeman, Bonnie Johnson, Jenn Rodgers, Brian McCall, Kevin Buerge, Julie Bartel, Laurie Cannon, Sahar Abdur-Rashid, Chris Farrow, Lauren McLaughlin, Sally Shonk, Jonathan McDonald, Nate Fulton, Maurice Williams, Matt Holmes, Michelle Watsky and WCWS Participating SIDs.

** Please email any edits, changes or additions to this record book to Matt Holmes at mholmes@ncaa.org. **



1980s

1982 National Collegiate Division I Women's

SOFTBALL CHAMPIONSHIP



1982 Team Rosters

NCAA Women's College World Series

Arizona State Sun Devils

No.	Last Name
12	Jackson
16	Van Amburg
17	Tacket-Hicks
18	Bristow
19	Moreno
20	Brown
22	Gaw
23	Casarez
24	Woodcock
26	Houle
27	Clinchy
28	Crouse
29	Ritchey
31	Abraham

Head Coach: Mary Littlewood

Cal State Fullerton Titans

No.	Last Name
1	Muhle
3	Kirk
4	Edde
6	Montouri
7	Lewis
8	Newton
10	Neff
11	Perkins
12	Anderson
13	King, L.
16	Jones
17	Van Wyk
18	George
19	Pierini
21	Lloyd
22	Keasling

Head Coach: Judi Garman

Creighton Blue Jays

No.	Last Name
2	Glines
3	Carson
4	Sandwick
5	Boyer
6	Tierney
7	Sather
8	Jacobsen
9	Jenison
10	Letts
11	Yori
12	Hesse
13	Hughes
14	Rajtora
15	Mannix
18	Coughenour
19	Rodham

Head Coach: Mary Huggins

Fresno State Bulldogs

No.	Last Name
3	Garcia
5	Camacho
7	Muratore
10	Rodriguez
12	Silva
18	Tucker
19	Ward
20	Voorhees
25	Fabris
28	Figueroa
30	Williams
32	Vilche
33	Kellogg
35	Taylor
40	Ketcham
41	Polanco
42	Cambria
44	Mullin

Head Coach: Donna Pickel

Nebraska Huskers

No.	Last Name
2	Aerni
4	Carr
6	Turner
8	Erisman
10	Day
12	Revelle
13	Feldhaus
14	Casella
15	Wicks
18	Emmons
20	Wegmann
21	Schroeder
22	Wolterman
23	Wagner
24	O'Tool

Head Coach: Nancy Plantz

UCLA Bruins

No.	Last Name
1	Richardson
2	Vecchione
3	Compton, T.
4	Aguilar
6	Andrews
7	Eskierski
8	Young
9	Owens
11	Warkentin
12	Rover
13	Winsberg
15	Hauer
16	Cornell
17	Doom
19	Booth

Head Coach: Sharon Backus

Oklahoma State Cowgirls

No.	Last Name
4	Huclack
7	Van Fossen
9	Walz
11	Denman
12	Krug
14	Corley
15	Fabian
18	Smith, J.
20	Capps
21	Dyer
22	Garrison
23	Teehee
24	Bergstrom
25	Schell
31	Harper
33	Smith, P.
52	Mulry

Head Coach: Sandy Fischer

Western Michigan Broncos

No.	Last Name
4	Deets
5	Musky
6	Wielsma
9	Gilger
12	Berndt
13	Worden
14	Rublecki
15	Bowers
16	Host
17	Cole
18	Bade
19	Albano
21	Belleville
22	Sonon
23	Kinne

Head Coach: Fran Ebert

1982 NCAA WCWS
Batting Leaders (as of Apr 27, 2007)
(All games)

Hitting minimums - 1 Games 10 AB 0.4 AB/Game 0.3 TPA/Game
Pitching minimums - 1 Games 10 IP

Batting avg

1.	VAN FOSSEN, OKST	.400
	SMITH, P., OKST	.400
3.	NEWTON, CSUF	.364
4.	YOUNG, UCLA	.350
5.	VECCHIONE, UCLA	.333

Slugging pct

1.	MURATORE, FRESNOST	.429
2.	YOUNG, UCLA	.400
	BOOTH, UCLA	.400
	VAN FOSSEN, OKST	.400
	SMITH, P., OKST	.400

On base pct

1.	NEWTON, CSUF	.417
2.	VECCHIONE, UCLA	.400
	VAN FOSSEN, OKST	.400
	SMITH, P., OKST	.400
5.	VAN AMBURG, ASU	.385

Runs scored

1.	WINSBERG, UCLA	2
	SONON, WMU	2
	KING, L., CSUF	2
4.	29 tied at	1

Hits

1.	YOUNG, UCLA	7
2.	VECCHIONE, UCLA	6
3.	BOOTH, UCLA	5
4.	8 tied at	4

Runs batted in

1.	RITCHEY, ASU	3
2.	LLOYD, CSUF	2
	WORDEN, WMU	2
	SATHER, CREIGHTN	2
5.	13 tied at	1

Doubles

1.	MURATORE, FRESNOST	2
2.	11 tied at	1

Triples

1.	RITCHEY, ASU	1
	LEWIS, CSUF	1

Home runs

1.	RITCHEY, ASU	1

Total bases

1.	RITCHEY, ASU	8
	YOUNG, UCLA	8
3.	VECCHIONE, UCLA	6
	BOOTH, UCLA	6
	MURATORE, FRESNOST	6

Walks

1.	RICHARDSON, UCLA	5
2.	CLINCHY, ASU	4
3.	4 tied at	3

Hit by pitch

1.	CASAREZ, ASU	1
	KING, L., CSUF	1
	HAUER, UCLA	1

Sac bunts

1.	EDDE, CSUF	4
2.	7 tied at	2

Sac flies

1.	HAUER, UCLA	1

Stolen bases

1.	RICHARDSON, UCLA	2
2.	WINSBERG, UCLA	1
	TUCKER, FRESNOST	1
	WAGNER, NEB	1
	GAW, ASU	1

Total plate appearances

1.	RICHARDSON, UCLA	23
2.	VECCHIONE, UCLA	21
	HAUER, UCLA	21
4.	YOUNG, UCLA	20
	CORNELL, UCLA	20

At bats

1.	YOUNG, UCLA	20
2.	VECCHIONE, UCLA	18
	FIGUEROA, FRESNOST	18
	POLANCO, FRESNOST	18
5.	5 tied at	17

Steal attempts

1.	RICHARDSON, UCLA	2
2.	5 tied at	1

Strikeouts

1.	FABIAN, OKST	6
	WORDEN, WMU	6
3.	HUCLACK, OKST	5
	MURATORE, FRESNOST	5
5.	6 tied at	4

Caught stealing

1.	CORNELL, UCLA	1

Grounded into DP

1.	MUHLE, CSUF	1
	ESKIERSKI, UCLA	1
	POLANCO, FRESNOST	1

1982 NCAA WCWS
Pitching Leaders (as of Apr 27, 2007)
(All games)

Hitting minimums - 1 Games 10 AB 0.4 AB/Game 0.3 TPA/Game
Pitching minimums - 1 Games 10 IP

Earned run avg

1. DOOM, UCLA	0.17
2. KINNE, WMU	0.32
3. SCHELL, OKST	0.50
4. HUCLACK, OKST	0.58
5. CASAREZ, ASU	0.66

Opposing bat avg

1. VAN WYK, CSUF	.110
2. WARD, FRESNOST	.132
3. DOOM, UCLA	.143
SCHELL, OKST	.143
5. WAGNER, NEB	.180

Innings pitched

1. DOOM, UCLA	41.2
2. WARD, FRESNOST	35.0
3. VAN WYK, CSUF	25.0
4. KINNE, WMU	21.2
5. CASAREZ, ASU	21.1

Batters struck out

1. DOOM, UCLA	63
2. WARD, FRESNOST	28
3. WAGNER, NEB	17
4. VAN WYK, CSUF	16
5. KINNE, WMU	12

Batters SO out looking

1. DOOM, UCLA	7
2. VAN WYK, CSUF	3
3. CASAREZ, ASU	1
KINNE, WMU	1

Wins

1. DOOM, UCLA	5
2. CASAREZ, ASU	2
VAN WYK, CSUF	2
WARD, FRESNOST	2
5. 3 tied at	1

Saves

Appearances

1. DOOM, UCLA	5
2. WARD, FRESNOST	4
CASAREZ, ASU	4
4. 3 tied at	3

Games started

1. WARD, FRESNOST	4
DOOM, UCLA	4
3. VAN WYK, CSUF	3
CASAREZ, ASU	3
KINNE, WMU	3

Games finished

1. 7 tied at	1

Games in relief

1. 7 tied at	1

Sac bunts allowed

1. VAN WYK, CSUF	3
KINNE, WMU	3
CASAREZ, ASU	3
4. WARD, FRESNOST	2
EDDE, CSUF	2

Sac flies allowed

1. WARD, FRESNOST	1

Losses

1. KINNE, WMU	2
WARD, FRESNOST	2
LETTS, CREIGHTN	2
4. 8 tied at	1

Runners picked off

1. BOOTH, UCLA	1

Wild pitches

1. CASAREZ, ASU	1
WAGNER, NEB	1
WOLTERMAN, NEB	1
WARD, FRESNOST	1

Balks

Hit batters

1. DOOM, UCLA	1
WAGNER, NEB	1
RITCHEY, ASU	1

Intentional BB allowed

1. DOOM, UCLA	2
2. KINNE, WMU	1
VAN WYK, CSUF	1

Hits allowed

1. SCHELL, OKST	7
2. LETTS, CREIGHTN	8
3. VAN WYK, CSUF	9
4. HUCLACK, OKST	10
5. WAGNER, NEB	11

Runs allowed

1. SCHELL, OKST	1
DOOM, UCLA	1
3. KINNE, WMU	2
HUCLACK, OKST	2
5. WAGNER, NEB	3

Earned runs allowed

1. DOOM, UCLA	1
SCHELL, OKST	1
KINNE, WMU	1
HUCLACK, OKST	1
5. CASAREZ, ASU	2

Walks allowed

1. LETTS, CREIGHTN	1
2. KINNE, WMU	3
SCHELL, OKST	3
4. HUCLACK, OKST	4
5. WAGNER, NEB	6

Doubles allowed

1. CASAREZ, ASU	0
VAN WYK, CSUF	0
3. KINNE, WMU	1
SCHELL, OKST	1
HUCLACK, OKST	1

Triples allowed

1.	DOOM, UCLA	0
	CASAREZ, ASU	0
	VAN WYK, CSUF	0
	LETTS, CREIGHTN	0
	KINNE, WMU	0

Home runs allowed

1.	DOOM, UCLA	0
	CASAREZ, ASU	0
	VAN WYK, CSUF	0
	LETTS, CREIGHTN	0
	KINNE, WMU	0

1982 NCAA WCWS
Fielding Leaders (as of Apr 27, 2007)
(All games)

Hitting minimums - 1 Games
Pitching minimums - 1 Games 10 IP

Fielding pct

1.	BOOTH, UCLA	1.000
	FIGUEROA, FRESNOST	1.000
	JACKSON, ASU	1.000
	HAUER, UCLA	1.000
	WORDEN, WMU	1.000

Chances

1.	BOOTH, UCLA	62
2.	FIGUEROA, FRESNOST	52
3.	LLOYD, CSUF	51
4.	HARPER, OKST	37
5.	JACKSON, ASU	35

Putouts

1.	BOOTH, UCLA	59
2.	LLOYD, CSUF	49
	FIGUEROA, FRESNOST	49
4.	KETCHAM, FRESNOST	32
5.	HARPER, OKST	31

Assists

1.	WARD, FRESNOST	19
2.	SILVA, FRESNOST	15
3.	KINNE, WMU	13
	GARCIA, FRESNOST	13
5.	2 tied at	12

Fielding double plays

1.	JACKSON, ASU	2
	GAW, ASU	2
3.	4 tied at	1

Passed balls

1.	KETCHAM, FRESNOST	2
2.	BOOTH, UCLA	1
	FELDHAUS, NEB	1

Catchers interference

Steal attempts against

1.	KING, L., CSUF	3
2.	EDDE, CSUF	2
3.	5 tied at	1

Stolen bases against

1.	KING, L., CSUF	2
2.	6 tied at	1

Caught stealing by

1.	KING, L., CSUF	1
	EDDE, CSUF	1

Errors

1.	TIERNEY, CREIGHTN	3
	GARCIA, FRESNOST	3
3.	WARD, FRESNOST	2
	PIERINI, CSUF	2
	SATHER, CREIGHTN	2

1982 NCAA WCWS
Overall Statistics (as of Apr 27, 2007)
(All games Sorted by Batting avg)

Team	AVG	G	AB	R	H	2B	3B	HR	RBI	TB	SLG%	BB	HBP	SO	GDP	OB%	SF	SH	SB-ATT	PO	A	E	FLD%
Cal State Fullerton.	.217	4	120	5	26	3	1	0	5	31	.258	7	1	21	1	.266	0	10	0-0	104	57	7	.958
UCLA.....	.214	5	154	7	33	4	0	0	2	37	.240	14	1	14	1	.282	1	9	3-4	135	29	0	1.000
Arizona State.....	.180	4	100	5	18	3	1	1	5	26	.260	13	1	26	0	.281	0	2	1-1	84	46	4	.970
Fresno State.....	.170	5	147	6	25	2	0	0	4	27	.184	7	0	30	1	.208	0	3	1-1	126	63	7	.964
Oklahoma State.....	.167	2	90	1	15	1	0	0	1	16	.178	3	0	32	0	.194	0	6	0-0	78	39	5	.959
Creighton.....	.148	2	54	3	8	0	0	0	3	8	.148	5	0	13	0	.220	0	5	0-0	47	32	8	.908
Nebraska.....	.133	3	75	3	10	0	0	0	0	10	.133	4	0	8	0	.177	0	1	1-1	63	22	3	.966
Western Michigan....	.061	3	66	5	4	0	0	0	2	4	.061	6	0	22	0	.139	0	5	0-0	65	36	2	.981
Totals.....	.172		806		139		2		22		.197		3		3		1		6-7		324		.966
		28		35		13		1		159		59		166		.231		41		702		36	

(All games Sorted by Earned run avg)

Team	ERA	W-L	G	CG	SHO/CBO	SV	IP	H	R	ER	BB	SO	2B	3B	HR	AB	B/Avg	WP	HBP	BK	SFA	SHA
UCLA.....	0.16	5-0	5	4	4/1	0	45.0	20	1	1	6	68	3	0	0	150	.133	0	1	0	0	1
Western Michigan....	0.32	1-2	3	3	1/0	0	21.2	18	2	1	3	12	1	0	0	78	.231	0	0	0	0	3
Arizona State.....	0.48	2-2	4	2	2/0	0	29.0	22	5	2	10	7	1	0	0	102	.216	1	1	0	0	4
Oklahoma State.....	0.54	0-2	2	1	0/0	0	26.0	17	3	2	7	10	2	0	0	90	.189	0	0	0	0	0
Cal State Fullerton.	0.61	2-2	4	4	1/0	0	34.2	19	4	3	9	17	1	0	0	119	.160	0	0	0	0	5
Fresno State.....	0.67	3-2	5	5	2/0	0	42.0	18	8	4	13	30	1	0	1	138	.130	1	0	0	1	3
Nebraska.....	1.40	1-2	3	1	0/0	0	20.0	14	5	4	8	19	2	1	0	72	.194	2	1	0	0	0
Creighton.....	1.75	0-2	2	1	0/0	0	16.0	11	7	4	2	3	1	1	0	57	.193	0	0	0	0	0
Totals.....	0.63		28		10/1		234.1		35		58		12		1		.172		3		1	
		14-14		21		0		139		21		166		2		806		4		0		16

PB - Bulldogs 2, Bruins 1, Cornhuskers 1. Pickoffs - Bruins 1.

(All games Sorted by Fielding pct)

Team	C	PO	A	E	FLD%	DPs	SBA	CSB	SBA%	PB	CI
UCLA.....	164	135	29	0	1.000	0	0	0	.000	1	0
Western Michigan....	103	65	36	2	.981	1	0	0	.000	0	0
Arizona State.....	134	84	46	4	.970	2	1	0	1.000	0	0
Nebraska.....	88	63	22	3	.966	0	1	0	1.000	1	0
Fresno State.....	196	126	63	7	.964	0	1	0	1.000	2	0
Oklahoma State.....	122	78	39	5	.959	0	1	0	1.000	0	0
Cal State Fullerton.	168	104	57	7	.958	0	2	1	.667	0	0
Creighton.....	87	47	32	8	.908	0	0	0	.000	0	0
Totals.....	1062		324		.966		6		.857		0
		702		36		3		1		4	

1982 NCAA WCWS - Championship Game
UCLA vs Fresno State
May 31, 1982 at Omaha, Neb. (Seymour Smith)

UCLA 2

Player	AB	R	H	RBI	BB	SO	PO	A	LOB
RICHARDSON ss	2	0	0	0	2	1	2	2	0
HAUER 1b	3	0	0	1	0	2	5	0	0
VECCHIONE lf	4	0	1	0	0	0	2	0	0
CORNELL dh	2	0	0	0	0	0	0	0	0
YOUNG rf	3	0	0	0	0	1	0	0	0
BOOTH c	3	0	0	0	0	1	12	1	0
ESKIERSKI 3b	2	0	0	0	1	0	1	1	0
ROVER pr	0	0	0	0	0	0	0	0	0
WINSBERG 2b	2	1	0	0	1	1	2	0	0
OWENS cf	3	1	0	0	0	2	0	0	0
DOOM p	0	0	0	0	0	0	0	2	0
Totals	24	2	1	1	4	8	24	6	4

Fresno State 0

Player	AB	R	H	RBI	BB	SO	PO	A	LOB
FIGUEROA 1b	3	0	0	0	0	1	6	0	0
SILVA ss	3	0	0	0	0	1	3	4	0
KETCHAM c	3	0	0	0	0	1	7	0	0
POLANCO dh	3	0	0	0	0	2	0	0	0
TAYLOR 2b	2	0	1	0	1	0	1	0	0
CAMACHO pr	0	0	0	0	0	0	0	0	0
WARD p	3	0	0	0	0	2	2	1	0
MURATORE rf	3	0	1	0	0	2	2	0	0
GARCIA 3b	3	0	0	0	0	2	1	4	0
TUCKER lf	2	0	0	0	0	1	0	0	0
VILCHE ph	1	0	0	0	0	0	0	0	0
RODRIGUEZ cf	0	0	0	0	0	0	2	0	0
Totals	26	0	2	0	1	12	24	9	3

Score by Innings		R	H	E
UCLA	000 000 02 -	2	1	0
Fresno State	000 000 00 -	0	2	2

E - WARD; GARCIA. LOB - Bruins 4; Bulldogs 3. 2B - MURATORE. SH - CORNELL. SF - HAUER. SB - WINSBERG.

UCLA	IP	H	R	ER	BB	SO	AB	BF
DOOM	8.0	2	0	0	1	12	26	27

Fresno State	IP	H	R	ER	BB	SO	AB	BF
WARD	8.0	1	2	1	4	8	24	30

Win - DOOM (11-2). Loss - WARD (24-6). Save - None.
Umpires -
Start: 12:04 pm Time: Attendance:
Game: 1982G14

1983 National Collegiate Division I Women's

SOFTBALL CHAMPIONSHIP

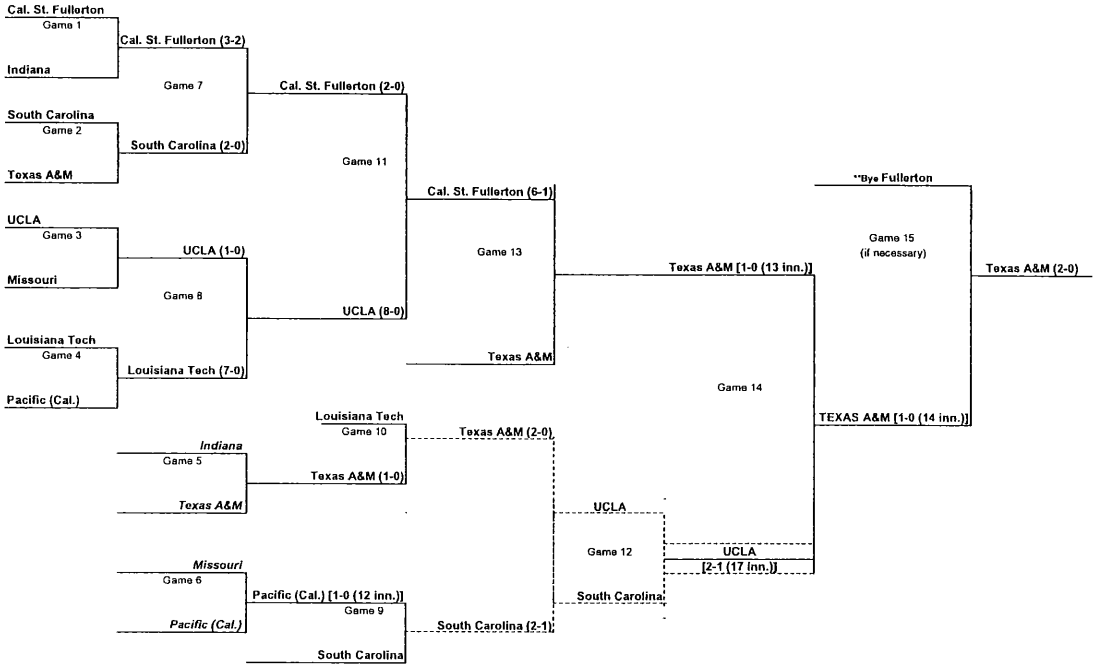

1983 Team Rosters

NCAA Women's College World Series

Cal State Fullerton Titans

No.	Name
2	Vera Bahr
3	Kim Kirk
4	Lisa Baker
6	Stephanie Tanaka
7	Sue Lewis
8	Pam Newton
10	Lori Neff
11	Tobi Perkins
13	Leslie King
15	Robin Goodin
19	Jan Pierini
20	Elise King
21	JoAnn Ferrieri
25	Maridee Richards
32	Susan LeFebvre

Head Coach: Judi Garman

Indiana Hooisers

No.	Name
11	Pam Lee
12	Terry DeLuca
14	Lynne Beck
21	Suzanne Mills
24	Sue O'Callaghan
25	Nancy Savage
30	Tonia Gray
31	Amy Unterbrink
32	Caroline Berger
33	Lori Sisti
34	Brenda Thaler
40	Shari Schaftlein
44	Linda Thaler
45	Sally Wood

Head Coach: Gayle Blevins

Louisiana Tech LadyTechsters

Name
Laneigh Anderson
Angie Consenza
Stacey Johnson
Karen Keylon
Tami Cyr
Lee Ann Jarvis
Nancy O'Shee
Trish Young
Angie Bodiford
Michelle Blackwell
Sonia Torres
Patti Simon

Head Coach: Bill Galloway

Missouri Tigers

No.	Name
0	Laura Brundick
3	Sue Beaman
4	Connie Rinehart
5	Donna Sanitate
7	Rhonda Claytor
10	Judy Scheer
11	Vicki Grills
12	Donna Jump
13	Kris Bullock
14	Terry Schweikert
15	Alicia Lawlor
16	Laurie Kelly
20	Karen Kietzman
22	Kathi Manegre
23	Karen Sweet
24	Cindy Tate
25	Teresa Wilson

Head Coach: Joyce Compton

Pacific Tigers

No.	Name
2	Kelly Mayer
3	Karen Hough
6	Becky Suttman
7	Jannae Lambdin
8	Cheryl Young
10	Laura Stubbs
11	Shellie Linden
12	Lori Powell
13	Barby Suttman
14	Kari Johnson
15	Laura Saulter
18	Carol Rinauro
21	Traci Spiekerman
28	Shelly Mahoney

Head Coach: Cindy Reynolds

South Carolina Gamecocks

No.	Name
1	Sonya Smith
4	Darlene Lowery
5	Melissa Coulter
6	Robin Baxter
7	Debbie Rohr
9	Lindi James
10	Jae Butera
11	Amy Lyons
12	Dee Dee Kish
14	Chris Diemer
15	Cindy Long
16	Shirley Burton
19	Pat Dufficy

Head Coach: Lou Piel

Texas A&M Aggies

No.	Name
1	Pattie Holthaus
2	Cindy Cooper
4	Linda Lancaster
5	Gay McNutt
6	Carrie Austgen
7	Tiffany Ohnstad
8	Shan McDonald
9	Rose Ruffino
10	Mary Schwind
11	Debbie Rollman
12	Iva Jackson
13	Cindy Foster
14	Josie Carter
15	Lori Stoll
18	Paige Peterson

Head Coach: Bob Brock

UCLA Bruins

No.	Name
1	Dot Richardson
2	Leslie Rover
3	Tracy Compton
5	Priscilla Rouse
6	Shelly Aguilar
7	Janet Pinneau
8	Barbara Young
10	Mary Ricks
12	Sue Eskierski
13	Stacy Winsberg
14	Diane Batham
16	Sheila Cornell
17	Debbie Doom
19	Barbara Booth

Head Coach: Sharon Backus

1983 Women's College World Series
Batting Leaders (as of Apr 27, 2007)
(All games)

Hitting minimums - 1 Games 10 AB 0.1 AB/Game 0.3 TPA/Game
Pitching minimums - 1 Games 10 IP

Batting avg

1.	Bahr, Vera, CSUF	.455
2.	Ferrieri, JoAnn, CSUF	.353
3.	Richardson, Dot, UCLA	.333
	Pierini, Jan, CSUF	.333
	King, Elise, CSUF	.333

Slugging pct

1.	Bahr, Vera, CSUF	.455
2.	Holthaus, Pattie, TAMU	.429
3.	Ferrieri, JoAnn, CSUF	.412
4.	Keylon, Karen, LATECH	.400
5.	Long, Cindy, USC	.385

On base pct

1.	Bahr, Vera, CSUF	.455
2.	Jackson, Iva, TAMU	.409
3.	Richardson, Dot, UCLA	.391
4.	Ferrieri, JoAnn, CSUF	.389
5.	Pierini, Jan, CSUF	.368

Runs scored

1.	King, Elise, CSUF	3
	Cooper, Cindy, TAMU	3
3.	7 tied at	2

Hits

1.	Richardson, Dot, UCLA	7
2.	5 tied at	6

Runs batted in

1.	Winsberg, Stacy, UCLA	4
2.	LeFebvre, Susan, CSUF	3
3.	6 tied at	2

Doubles

1.	11 tied at	1

Triples

1.	Holthaus, Pattie, TAMU	2

Home runs

1.	Cornell, Sheila, UCLA	1

Total bases

1.	Holthaus, Pattie, TAMU	9
2.	Richardson, Dot, UCLA	8
	Cornell, Sheila, UCLA	8
4.	Jackson, Iva, TAMU	7
	Ferrieri, JoAnn, CSUF	7

Walks

1.	Booth, Barbara, UCLA	3
	Newton, Pam, CSUF	3
	Carter, Josie, TAMU	3
	Jackson, Iva, TAMU	3
5.	4 tied at	2

Hit by pitch

1.	6 tied at	1

Sac bunts

1.	King, Leslie, CSUF	3
2.	7 tied at	2

Sac flies

1.	Winsberg, Stacy, UCLA	1

Stolen bases

1.	Suttmann, Becky, UOP	2
2.	5 tied at	1

Total plate appearances

1.	Winsberg, Stacy, UCLA	24
	Austgen, Carrie, TAMU	24
3.	6 tied at	23

At bats

1.	Austgen, Carrie, TAMU	23
2.	McNutt, Gay, TAMU	22
3.	6 tied at	21

Steal attempts

1.	Suttmann, Becky, UOP	2
	Ricks, Mary, UCLA	2
3.	9 tied at	1

Strikeouts

1.	Kirk, Kim, CSUF	8
	McNutt, Gay, TAMU	8
3.	Schwind, Mary, TAMU	6
	Diemer, Chris, USC	6
5.	4 tied at	5

Caught stealing

1.	Ricks, Mary, UCLA	2
2.	Bullock, Kris, MIZZOU	1
	Foster, Cindy, TAMU	1
	Jackson, Iva, TAMU	1
	James, Lindi, USC	1

Grounded into DP

1.	Rover, Leslie, UCLA	2
2.	McNutt, Gay, TAMU	1
	Booth, Barbara, UCLA	1
	Young, Trish, LATECH	1

1983 Women's College World Series
Pitching Leaders (as of Apr 27, 2007)
(All games)

Hitting minimums - 1 Games 10 AB 0.1 AB/Game 0.3 TPA/Game
Pitching minimums - 1 Games 10 IP

Earned run avg

1.	Stoll, Lori, TAMU	0.29
2.	Lowery, Darlene, USC	0.38
3.	Wilson, Teresa, MIZZOU	0.40
4.	LeFebvre, Susan, CSUF	0.45
5.	Mahoney, Shelly, UOP	0.58

Opposing bat avg

1.	Stoll, Lori, TAMU	.135
2.	LeFebvre, Susan, CSUF	.144
3.	Lowery, Darlene, USC	.163
	Mahoney, Shelly, UOP	.163
5.	Wilson, Teresa, MIZZOU	.167

Innings pitched

1.	Stoll, Lori, TAMU	47.2
2.	Doom, Debbie, UCLA	44.0
3.	Lowery, Darlene, USC	37.0
4.	LeFebvre, Susan, CSUF	31.0
5.	Mahoney, Shelly, UOP	24.0

Batters struck out

1.	Stoll, Lori, TAMU	53
2.	Doom, Debbie, UCLA	48
3.	Johnson, Stacey, LATECH	19
4.	Mahoney, Shelly, UOP	14
	Lowery, Darlene, USC	14

Batters SO out looking

1.	Stoll, Lori, TAMU	15
2.	Doom, Debbie, UCLA	9
3.	Johnson, Stacey, LATECH	4
	Lowery, Darlene, USC	4
5.	Wilson, Teresa, MIZZOU	3

Wins

1.	Stoll, Lori, TAMU	4
2.	LeFebvre, Susan, CSUF	3
3.	Lowery, Darlene, USC	2
	Doom, Debbie, UCLA	2
5.	4 tied at	1

Saves

1.	Stoll, Lori, TAMU	1

Appearances

1.	Stoll, Lori, TAMU	6
2.	Doom, Debbie, UCLA	4
	Lowery, Darlene, USC	4
	LeFebvre, Susan, CSUF	4
5.	2 tied at	3

Games started

1.	Stoll, Lori, TAMU	5
2.	Lowery, Darlene, USC	4
	Doom, Debbie, UCLA	4
	LeFebvre, Susan, CSUF	4
5.	2 tied at	3

Games finished

1.	Unterbrink, Amy, IND	1
	Cyr, Tami, LATECH	1
	Stoll, Lori, TAMU	1
	Ferrieri, JoAnn, CSUF	1

Games in relief

1.	Cyr, Tami, LATECH	1
	Ferrieri, JoAnn, CSUF	1
	Unterbrink, Amy, IND	1
	Stoll, Lori, TAMU	1

Sac bunts allowed

1.	Stoll, Lori, TAMU	7
2.	Lowery, Darlene, USC	6
3.	Doom, Debbie, UCLA	5
	Mahoney, Shelly, UOP	5
5.	Wood, Sally, IND	3

Sac flies allowed

1.	Lowery, Darlene, USC	1

Losses

1.	Lowery, Darlene, USC	2
	Mahoney, Shelly, UOP	2
	Johnson, Stacey, LATECH	2
	Doom, Debbie, UCLA	2
	Wilson, Teresa, MIZZOU	2

Runners picked off

1.	McNutt, Gay, TAMU	1
	Diemer, Chris, USC	1
	King, Leslie, CSUF	1

Wild pitches

1.	Stoll, Lori, TAMU	3
2.	Mahoney, Shelly, UOP	1
	Lowery, Darlene, USC	1

Balks

1.	Lowery, Darlene, USC	1

Hit batters

1.	Doom, Debbie, UCLA	2
2.	Mahoney, Shelly, UOP	1
	Unterbrink, Amy, IND	1
	Wilson, Teresa, MIZZOU	1
	Lowery, Darlene, USC	1

Intentional BB allowed

1.	LeFebvre, Susan, CSUF	3
2.	Stoll, Lori, TAMU	2
3.	Johnson, Stacey, LATECH	1
	Lowery, Darlene, USC	1

Hits allowed

1.	Wilson, Teresa, MIZZOU	10
2.	Mahoney, Shelly, UOP	14
	Johnson, Stacey, LATECH	14
4.	LeFebvre, Susan, CSUF	16
5.	Stoll, Lori, TAMU	21

Runs allowed

1.	Wilson, Teresa, MIZZOU	2
	Stoll, Lori, TAMU	2
3.	Mahoney, Shelly, UOP	4
4.	LeFebvre, Susan, CSUF	5
	Lowery, Darlene, USC	5

Earned runs allowed

1.	Wilson, Teresa, MIZZOU	1
2.	Stoll, Lori, TAMU	2
	Johnson, Stacey, LATECH	2
	Mahoney, Shelly, UOP	2
	Lowery, Darlene, USC	2

Walks allowed

1.	Wilson, Teresa, MIZZOU	0
2.	Mahoney, Shelly, UOP	1
3.	Johnson, Stacey, LATECH	4
	Lowery, Darlene, USC	4
5.	Stoll, Lori, TAMU	6

Doubles allowed

1.	Wilson, Teresa, MIZZOU	1
	Stoll, Lori, TAMU	1
	Johnson, Stacey, LATECH	1
	Mahoney, Shelly, UOP	1
5.	LeFebvre, Susan, CSUF	2

Triples allowed

1.	Wilson, Teresa, MIZZOU	0
	Stoll, Lori, TAMU	0
	Lowery, Darlene, USC	0
	Mahoney, Shelly, UOP	0
	LeFebvre, Susan, CSUF	0

Home runs allowed

1.	Wilson, Teresa, MIZZOU	0
	Stoll, Lori, TAMU	0
	Lowery, Darlene, USC	0
	Mahoney, Shelly, UOP	0
	LeFebvre, Susan, CSUF	0

1983 Women's College World Series
Fielding Leaders (as of Apr 27, 2007)
(All games)

Hitting minimums - 1 Games
Pitching minimums - 1 Games 10 IP

Fielding pct

1.	McNutt, Gay, TAMU	1.000
	Cornell, Sheila, UCLA	1.000
	Schwind, Mary, TAMU	1.000
	Burton, Shirley, USC	1.000
	Holthaus, Pattie, TAMU	1.000

Chances

1.	Goodin, Robin, CSUF	67
2.	McNutt, Gay, TAMU	61
3.	Cornell, Sheila, UCLA	55
4.	Schwind, Mary, TAMU	54
5.	Booth, Barbara, UCLA	53

Putouts

1.	Goodin, Robin, CSUF	64
2.	McNutt, Gay, TAMU	58
3.	Booth, Barbara, UCLA	49
4.	Cornell, Sheila, UCLA	48
5.	Schwind, Mary, TAMU	47

Assists

1.	Kirk, Kim, CSUF	22
2.	LeFebvre, Susan, CSUF	16
	Holthaus, Pattie, TAMU	16
4.	Pierini, Jan, CSUF	13
5.	2 tied at	12

Fielding double plays

1.	Burton, Shirley, USC	2
2.	17 tied at	1

Passed balls

1.	Gray, Tonia, IND	2
	McNutt, Gay, TAMU	2
3.	4 tied at	1

Catchers interference

Steal attempts against

1.	Wilson, Teresa, MIZZOU	5
	Kelly, Laurie, MIZZOU	5
3.	King, Leslie, CSUF	4
4.	LeFebvre, Susan, CSUF	3
5.	2 tied at	2

Stolen bases against

1.	Kelly, Laurie, MIZZOU	4
	Wilson, Teresa, MIZZOU	4
3.	LeFebvre, Susan, CSUF	2
	King, Leslie, CSUF	2
5.	2 tied at	1

Caught stealing by

1.	King, Leslie, CSUF	2
2.	10 tied at	1

Errors

1.	Pierini, Jan, CSUF	3
	Diemer, Chris, USC	3
	Newton, Pam, CSUF	3
	Lyons, Amy, USC	3
5.	7 tied at	2

1983 Women's College World Series
Overall Statistics (as of Apr 30, 2007)
(All games Sorted by Batting avg)

Team	AVG	G	AB	R	H	2B	3B	HR	RBI	TB	SLG%	BB	HBP	SO	GDP	OB%	SF	SH	SB-ATT	PO	A	E	FLD%
Cal State Fullerton.	.254	5	142	11	36	2	0	0	9	38	.268	7	3	29	0	.303	0	10	1-1	117	79	14	.933
UCLA.....	.183	5	180	12	33	3	0	1	10	39	.217	9	1	26	3	.225	1	8	0-2	153	49	5	.976
Indiana.....	.170	2	47	2	8	2	0	0	2	10	.213	0	0	12	0	.170	0	2	2-2	39	17	3	.949
Louisiana Tech.....	.153	3	72	2	11	1	0	0	0	12	.167	1	1	17	1	.176	0	2	0-0	60	24	4	.955
South Carolina.....	.145	4	124	5	18	1	0	0	3	19	.153	2	0	32	0	.159	0	5	0-1	111	45	9	.945
Texas A&M.....	.144	6	180	7	26	1	2	0	4	31	.172	12	0	40	1	.198	0	5	0-2	162	57	3	.986
Pacific.....	.106	3	85	2	9	1	0	0	2	10	.118	1	1	17	0	.126	0	2	4-4	72	29	5	.953
Missouri.....	.082	2	61	0	5	0	0	0	0	5	.082	2	0	12	0	.111	0	2	0-1	52	22	3	.961
Totals.....	.164		891		146		2		30		.184		6		5		1		7-13		322		.959
		30		41		11		1		164		34		185		.200		36		766		46	

(All games Sorted by Earned run avg)

Team	ERA	W-L	G	CG	SHO/CBO	SV	IP	H	R	ER	BB	SO	2B	3B	HR	AB	B/Avg	WP	HBP	BK	SFA	SHA
Texas A&M.....	0.26	5-1	6	5	5/1	1	54.0	24	2	2	6	54	1	0	0	177	.136	3	0	0	0	8
Cal State Fullerton.	0.36	3-2	5	4	1/0	0	39.0	20	6	2	7	16	2	0	0	138	.145	0	0	0	0	4
South Carolina.....	0.38	2-2	4	4	1/0	0	37.0	21	5	2	4	14	2	0	0	129	.163	1	1	1	1	6
Missouri.....	0.40	0-2	2	2	0/0	0	17.1	10	2	1	0	10	1	0	0	60	.167	0	1	0	0	2
Pacific.....	0.58	1-2	3	3	1/0	0	24.0	14	4	2	1	14	1	0	0	86	.163	1	1	0	0	5
Louisiana Tech.....	0.70	1-2	3	2	1/0	0	20.0	15	10	2	4	21	1	1	1	75	.200	0	0	0	0	2
UCLA.....	1.10	3-2	5	5	2/0	0	51.0	29	8	8	8	50	2	1	0	177	.164	0	2	0	0	5
Indiana.....	1.62	0-2	2	1	0/0	0	13.0	13	4	3	4	6	1	0	0	49	.265	0	1	0	0	4
Totals.....	0.60		30		11/1		255.1		41		34		11		1		.164		6		1	
		15-15		26		1		146		22		185		2		891		5		1		36

PB - Hoosiers 3, Aggies 2, Tigers 1, Bruins 1, LadyTechster 1. Pickoffs - Gamecocks 1, Titans 1, Aggies 1.

(All games Sorted by Fielding pct)

Team	C	PO	A	E	FLD%	DPs	SBA	CSB	SBA%	PB	CI
Texas A&M.....	222	162	57	3	.986	1	0	0	.000	2	0
UCLA.....	207	153	49	5	.976	2	0	1	.000	1	0
Missouri.....	77	52	22	3	.961	0	4	1	.800	0	0
Louisiana Tech.....	88	60	24	4	.955	1	0	0	.000	1	0
Pacific.....	106	72	29	5	.953	0	0	0	.000	1	0
Indiana.....	59	39	17	3	.949	1	0	1	.000	3	0
South Carolina.....	165	111	45	9	.945	2	1	1	.500	0	0
Cal State Fullerton.	210	117	79	14	.933	1	2	2	.500	0	0
Totals.....	1134		322		.959		7		.538		0
		766		46		8		6		8	

1983 NCAA WCWS- Championship Game
Texas A&M vs Cal State Fullerton
May 29, 1983 at Omaha, Neb. (Seymour Smith)

Texas A&M 2

Player	AB	R	H	RBI	BB	SO	PO	A	LOB
Austgen, Carrie ss	4	0	0	0	1	0	3	2	0
Rollman, Debbie lf/rf	4	0	0	0	0	0	3	0	1
Lancaster, Linda ph	1	0	0	0	0	0	0	0	2
Cooper, Cindy 3b	5	1	1	0	0	1	1	1	0
Holthaus, Pattie 2b	4	1	1	0	1	1	6	1	0
Jackson, Iva cf	4	0	0	0	1	1	0	0	0
Carter, Josie dh	3	0	0	0	2	0	0	0	0
McNutt, Gay c	5	0	0	0	0	0	15	1	2
Ohnstad, Tiffany pr	0	0	0	0	0	0	0	0	0
Schwind, Mary 1b	5	0	0	0	0	1	8	1	0
Foster, Cindy rf/lf	5	0	1	0	0	0	0	0	2
Stoll, Lori p	0	0	0	0	0	0	0	5	0
Totals	40	2	3	0	5	4	36	11	7

Cal State Fullerton 0

Player	AB	R	H	RBI	BB	SO	PO	A	LOB
King, Elise lf	5	0	1	0	0	3	1	0	0
King, Leslie c	4	0	0	0	0	1	4	0	0
Pierini, Jan 3b	4	0	1	0	1	2	1	1	1
Tanaka, Stephanie pr	0	0	0	0	0	0	0	0	0
LeFebvre, Susan p	5	0	1	0	0	1	1	8	0
Ferrieri, JoAnn dh	5	0	2	0	0	0	0	0	2
Perkins, Tobi cf	5	0	0	0	0	2	1	0	1
Newton, Pam 2b	4	0	0	0	0	0	1	6	1
Kirk, Kim ss	4	0	0	0	0	4	1	8	1
Bahr, Vera rf	4	0	0	0	0	1	2	0	0
Goodin, Robin 1b	0	0	0	0	0	0	24	0	0
Totals	40	0	5	0	1	14	36	23	6

Score by Innings		R	H	E
Texas A&M	000 000 000 002 -	2	3	0
Cal State Fullerton	000 000 000 000 -	0	5	4

E - PIERINI; NEWTON 2; BAHR. DP - Titans 1. LOB - Aggies 7; Titans 6. SH - KING, L..

Texas A&M	IP	H	R	ER	BB	SO	AB	BF
Stoll, Lori	12.0	5	0	0	1	14	40	42

Cal State Fullerton	IP	H	R	ER	BB	SO	AB	BF
LeFebvre, Susan	12.0	3	2	0	5	4	40	45

Win - STOLL (30-7). Loss - LEFEBVRE (26-5). Save - None.
Umpires - HP: Dariel Barth 1B: Ernie Dominguez 3B: Mike Walsh
Start: 5:30 pm Time: 2:22 Attendance: 2391
Game notes:
CSUF - LeFebvre no-hitter thru 7 1/3 innings
Game: 1983G15

1983 NCAA WCWS- Championship Game
Texas A&M vs Cal State Fullerton - Play-by-Play
May 29, 1983 at Omaha, Neb. (Seymour Smith)

Score by Innings		R	H	E
Texas A&M.....	000 000 000 002 -	2	3	0
Cal State Fullerton.	000 000 000 000 -	0	5	4

Texas A&M starters: 6/ss AUSTGEN; 11/lf ROLLMAN; 2/3b COOPER; 1/2b HOLTHAUS; 12/cf JACKSON, I.; 14/dh CARTER; 5/c MCNUTT; 10/1b SCHWIND; 13/rf FOSTER; 15/p STOLL;
Cal State Fullerton starters: 20/lf KING, E.; 13/c KING, L.; 19/3b PIERINI; 32/p LEFEBVRE; 21/dh FERRIERI; 11/cf PERKINS; 8/2b NEWTON; 3/ss KIRK; 2/rf BAHR; 15/1b GOODIN;

Texas A&M 1st - AUSTGEN flied out to lf. ROLLMAN popped up to 2b. COOPER struck out swinging. 0 runs, 0 hits, 0 errors, 0 LOB.

Cal State Fullerton 1st - ROLLMAN to rf. FOSTER to lf. KING, E. struck out swinging. KING, L. grounded out to ss. PIERINI struck out swinging. 0 runs, 0 hits, 0 errors, 0 LOB.

Texas A&M 2nd - HOLTHAUS popped up to 3b. JACKSON, I. grounded out to p. CARTER grounded out to ss. 0 runs, 0 hits, 0 errors, 0 LOB.

Cal State Fullerton 2nd - LEFEBVRE popped up to c. FERRIERI singled to left field. PERKINS struck out looking. NEWTON grounded out to 1b unassisted. 0 runs, 1 hit, 0 errors, 1 LOB.

Texas A&M 3rd - MCNUTT reached on a throwing error by 3b. SCHWIND grounded out to ss; MCNUTT advanced to second. FOSTER grounded out to ss. OHNSTAD pinch ran for MCNUTT. AUSTGEN intentionally walked. LANCASTER pinch hit for ROLLMAN. LANCASTER flied out to rf. 0 runs, 0 hits, 1 error, 2 LOB.

Cal State Fullerton 3rd - ROLLMAN to rf for LANCASTER. MCNUTT to c for OHNSTAD. KIRK struck out swinging. BAHR popped up to 2b. KING, E. struck out swinging. 0 runs, 0 hits, 0 errors, 0 LOB.

Texas A&M 4th - COOPER grounded out to ss. HOLTHAUS struck out swinging. JACKSON, I. struck out swinging. 0 runs, 0 hits, 0 errors, 0 LOB.

Cal State Fullerton 4th - KING, L. flied out to rf. PIERINI flied out to rf. LEFEBVRE struck out swinging. 0 runs, 0 hits, 0 errors, 0 LOB.

Texas A&M 5th - CARTER walked. MCNUTT grounded into double play p to ss to 1b; CARTER out on the play. SCHWIND struck out swinging. 0 runs, 0 hits, 0 errors, 0 LOB.

Cal State Fullerton 5th - FERRIERI singled to center field. PERKINS popped up to 1b. NEWTON reached on a fielder's choice; FERRIERI out at second 2b to ss. KIRK struck out swinging. 0 runs, 1 hit, 0 errors, 1 LOB.

Texas A&M 6th - FOSTER grounded out to 2b. AUSTGEN grounded out to p. ROLLMAN grounded out to p. 0 runs, 0 hits, 0 errors, 0 LOB.

Cal State Fullerton 6th - BAHR out at first 3b to 2b. KING, E. singled, bunt. KING, L. out at first c to 2b, SAC; KING, E. advanced to second. PIERINI struck out swinging. 0 runs, 1 hit, 0 errors, 1 LOB.

Texas A&M 7th - COOPER grounded out to p. HOLTHAUS walked. JACKSON, I. grounded out to 1b unassisted; HOLTHAUS advanced to second. CARTER walked. MCNUTT grounded out to p. 0 runs, 0 hits, 0 errors, 2 LOB.

Cal State Fullerton 7th - LEFEBVRE grounded out to p. FERRIERI grounded out to ss. PERKINS grounded out to p. 0 runs, 0 hits, 0 errors, 0 LOB.

Texas A&M 8th - SCHWIND popped up to 1b. FOSTER singled to left field. AUSTGEN grounded out to 3b; FOSTER advanced to second. ROLLMAN grounded out to p. 0 runs, 1 hit, 0 errors, 1 LOB.

Cal State Fullerton 8th - NEWTON lined out to rf. KIRK struck out looking. BAHR struck out swinging. 0 runs, 0 hits, 0 errors, 0 LOB.

Texas A&M 9th - COOPER flied out to rf. HOLTHAUS grounded out to 2b. JACKSON, I. grounded out to 2b. 0 runs, 0 hits, 0 errors, 0 LOB.

Cal State Fullerton 9th - KING, E. struck out swinging. KING, L. struck out swinging. PIERINI walked. LEFEBVRE singled to left field; PIERINI advanced to second. TANAKA pinch ran for PIERINI. FERRIERI reached on a fielder's choice; LEFEBVRE advanced to second; TANAKA out at third 3b unassisted. 0 runs, 1 hit, 0 errors, 2 LOB.

Texas A&M 10th - PIERINI to 3b for TANAKA. CARTER grounded out to p. MCNUTT grounded out to ss. SCHWIND popped up to p. 0 runs, 0 hits, 0 errors, 0 LOB.

Cal State Fullerton 10th - PERKINS struck out. NEWTON grounded out to p. KIRK struck out looking. 0 runs, 0 hits, 0 errors, 0 LOB.

1983 NCAA WCWS- Championship Game
Texas A&M vs Cal State Fullerton - Play-by-Play
May 29, 1983 at Omaha, Neb. (Seymour Smith)

Texas A&M 11th - FOSTER grounded out to ss. AUSTGEN grounded out to 2b. ROLLMAN grounded out to 2b. 0 runs, 0 hits, 0 errors, 0 LOB.

Cal State Fullerton 11th - BAHR out at first 1b to 2b. KING, E. popped up to 2b. KING, L. fouled out to 2b. 0 runs, 0 hits, 0 errors, 0 LOB.

Texas A&M 12th - COOPER singled to right field, advanced to second on an error by rf, advanced to third. HOLTHAUS singled to pitcher. JACKSON, I. intentionally walked; HOLTHAUS advanced to second. CARTER reached on a fielding error by 2b, advanced to second on a throwing error by 2b; JACKSON, I. advanced to third; HOLTHAUS scored, unearned; COOPER scored, unearned. MCNUTT flied out to cf. SCHWIND grounded out to 2b. FOSTER grounded out to ss. 2 runs, 2 hits, 3 errors, 2 LOB.

Cal State Fullerton 12th - PIERINI singled to right field. LEFEBVRE reached on a fielder's choice; PIERINI out at second ss unassisted. FERRIERI reached on a fielder's choice; LEFEBVRE out at second p to ss. PERKINS grounded out to p. 0 runs, 1 hit, 0 errors, 1 LOB.

1984 National Collegiate Division I Women's

SOFTBALL CHAMPIONSHIP

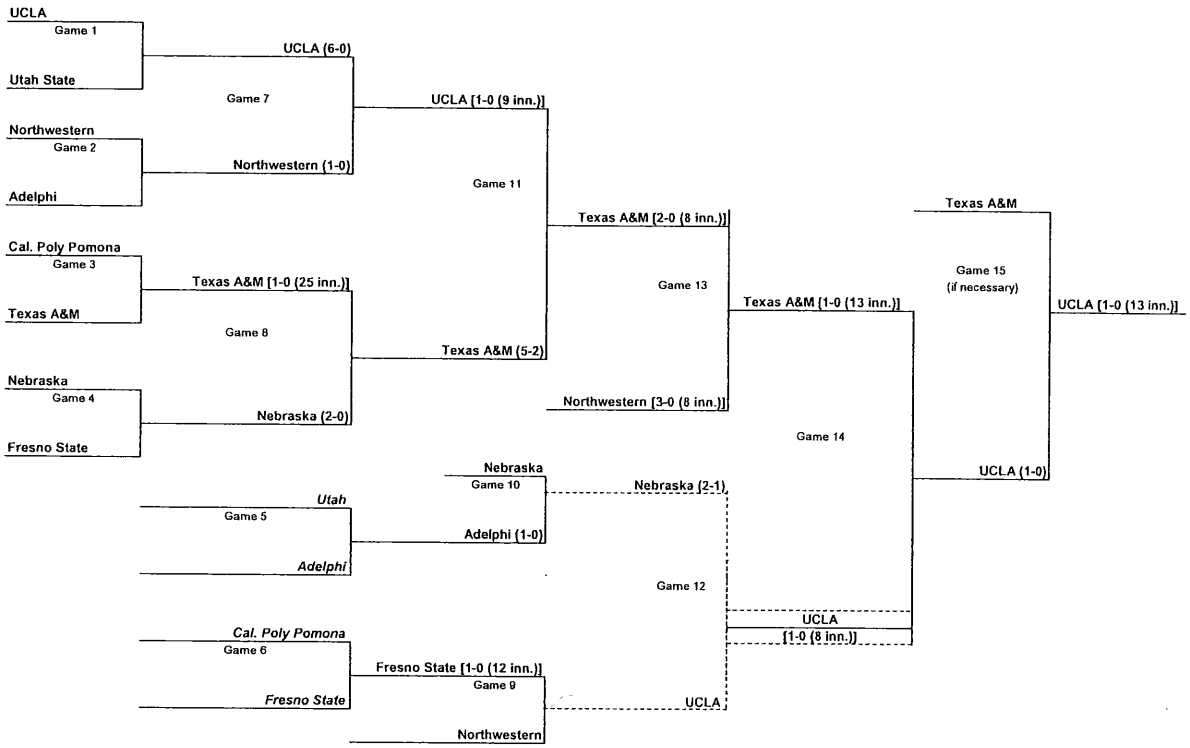

1984 Team Rosters

NCAA Women's College World Series

Adelphi Lions

No.	Name
2	Loren Peterson
6	Nancy Merola
7	Gina Schrader
10	Terri Tucker
13	Isabella Totina
14	Michelle McLane
15	Mary Wallace
16	Jeanne Ammar
20	Julie Bolduc
21	Alena Scandura
22	Regina Dooley
97	Linda Gurevitz
98	Terri Huggins
99	Judith Zlatniski

Head Coaches: Janet Ficke & Kathryn Raub

Cal Poly Pomona Broncos

No.	Name
1	Sue Samuel
2	Lisa Bassi
3	Jamie McCandish
4	Kathy McIntyre
5	Kathy Powell
6	Tammy Delp
7	Annette Jones
8	Rhonda Wheatley
9	Kandi Burke
10	Andi Montuori
11	Lyn Callahan
12	Jenny Moore
14	Laura Myers
15	Shar Bilyeu
17	Jeannette Tjaarda
20	Margaret Ziegler

Head Coach: Carol Spanks

Fresno State Bulldogs

No.	Name
3	Karen Spurlock
10	Alyce Rodriguez
15	Nusheen Zarnegar
18	Judy Tucker
20	Shell Voorhees
21	Lori Romeiro
24	Jill Rolen
25	Kerry Steitz
28	Cindy Johnson
30	Peggy Williams
32	Tina Zanola
33	Bev Boeck
35	Stacy Kunishige
41	Rene Polanco
42	Barbara Cambria
45	Christine Elze

Head Coach: Donna Pickel

Nebraska Huskers

No.	Name
1	Cindy Aerni
2	Shelby Mertins
4	Stacy Sunny
5	Lori Richins
6	Wendy Turner
8	Danita Leidigh
9	Peg Richardson
10	Denise Eckert
12	Ann Schroeder
13	Denice Feldhaus
14	Deb Ellison
15	Mori Emmons
22	Sandy Wolterman

Head Coach: Wayne Daigle

Northwestern Wildcats

No.	Name
1	Lisa Bruss
4	Krista Dempsey
5	Lynna Hallick
6	Lisa Ishikawa
7	Sue Koopman
8	Jeanine Cowen
9	Karen Lemke
11	Lisa Koser
14	Paula Renzi
17	Cathy Tawse
20	Meg Haller
23	Susie Hill
24	Amy Kekeisen
30	Sue Millspaugh

Head Coach: Sharon Drysdale

Texas A&M Aggies

No.	Name
1	Patti Holthaus
2	Cindy Cooper
4	Linda Lancaster
5	Gay McNutt
6	Judy Trussell
7	Tiffany Ohnstad
8	Shawn Andaya
9	Rose Ruffino
10	Mary Schwind
11	Debbie Rollman
12	Iva Jackson
13	Cindy Foster
14	Josie Carter
17	Ann Hadley
18	Yvette Lopez

Head Coach: Bob Brock

UCLA Bruins

No.	Name
1	Gina Holmstrom
2	Stacey Shire
3	Tracy Compton
4	Shauna Wattenberg
5	Jennifer Simm
6	Tricia Mang
7	Cheryl Dazalla
8	Barbara Young
10	Mary Ricks
11	Debbie Ruelas
12	Leslie Rover
13	Stacy Winsberg
15	Kaelyn Silva
16	Sheila Cornell
17	Debbie Doom
19	Janet Pinneau

Head Coach: Sharon Backus

Utah State Aggies

No.	Name
3	Kay Cameron
4	Julia Ramheim
5	Allison Dennison
7	Kendra Ireton
9	Stacy Willis
10	Kelly Smith
11	Volanda Collins
13	Deb Lefferts
14	Lena Walker
20	Rainey Miller
25	Danna Ford
44	Kristie Skoglund

Head Coach: Lloydene Searle

1984 Women's College World Series
Batting Leaders (as of Apr 27, 2007)
(All games)

Hitting minimums - 1 Games 10 AB 0.1 AB/Game 0.3 TPA/Game
Pitching minimums - 1 Games 10 IP

Batting avg

1.	Richardson, Peg, NEB	.500
2.	Schroeder, Ann, NEB	.455
3.	Mang, Tricia, UCLA	.391
4.	Simm, Jennifer, UCLA	.350
5.	Richins, Lori, NEB	.333

Slugging pct

1.	Mang, Tricia, UCLA	.652
2.	Simm, Jennifer, UCLA	.550
3.	Richardson, Peg, NEB	.500
4.	Schroeder, Ann, NEB	.455
5.	Steitz, Kerry, FRESNOST	.417

On base pct

1.	Schroeder, Ann, NEB	.500
	Richardson, Peg, NEB	.500
3.	McCandish, Jamie, CPP	.467
4.	Cornell, Sheila, UCLA	.450
5.	Mang, Tricia, UCLA	.391

Runs scored

1.	Mang, Tricia, UCLA	3
	Carter, Josie, TAMU	3
3.	Simm, Jennifer, UCLA	2
	Richardson, Peg, NEB	2
5.	22 tied at	1

Hits

1.	Mang, Tricia, UCLA	9
2.	Foster, Cindy, TAMU	7
	Simm, Jennifer, UCLA	7
4.	Carter, Josie, TAMU	6
	Holthaus, Pattie, TAMU	6

Runs batted in

1.	Simm, Jennifer, UCLA	5
2.	Mang, Tricia, UCLA	3
3.	Eckert, Denise, NEB	2
	Trussell, Judy, TAMU	2
5.	12 tied at	1

Doubles

1.	Carter, Josie, TAMU	3
2.	9 tied at	1

Triples

Home runs

1.	Mang, Tricia, UCLA	2
2.	Simm, Jennifer, UCLA	1

Total bases

1.	Mang, Tricia, UCLA	15
2.	Simm, Jennifer, UCLA	11
3.	Carter, Josie, TAMU	9
4.	Foster, Cindy, TAMU	7
5.	2 tied at	6

Walks

1.	Polanco, Rene, FRESNOST	6
2.	McCandish, Jamie, CPP	5
	Cornell, Sheila, UCLA	5
4.	Jackson, Iva, TAMU	4
	Boeck, Bev, FRESNOST	4

Hit by pitch

1.	Ruffino, Rose, TAMU	1
	Rodriguez, Alyce, FRESNOST.	1
	Pinneau, Janet, UCLA	1
	Dempsey, Krista, NU	1
	Cooper, Cindy, TAMU	1

Sac bunts

1.	Cooper, Cindy, TAMU	3
	Cornell, Sheila, UCLA	3
3.	7 tied at	2

Sac flies

1.	Rollman, Debbie, TAMU	1

Stolen bases

1.	Trussell, Judy, TAMU	4
2.	Richardson, Peg, NEB	2
3.	11 tied at	1

Total plate appearances

1.	Carter, Josie, TAMU	33
	Trussell, Judy, TAMU	33
3.	Jackson, Iva, TAMU	32
4.	Cooper, Cindy, TAMU	31
5.	Foster, Cindy, TAMU	30

At bats

1.	Carter, Josie, TAMU	30
	Trussell, Judy, TAMU	30
3.	Foster, Cindy, TAMU	29
4.	Jackson, Iva, TAMU	28
5.	2 tied at	27

Steal attempts

1.	Trussell, Judy, TAMU	5
2.	5 tied at	2

Strikeouts

1.	Dempsey, Krista, NU	11
2.	Trussell, Judy, TAMU	10
3.	Foster, Cindy, TAMU	8
	Schwind, Mary, TAMU	8
5.	3 tied at	7

Caught stealing

1.	Bruss, Lisa, NU	2
	Huggins, Terri, ADELPHI	2
3.	15 tied at	1

Grounded into DP

1.	Carter, Josie, TAMU	1
	Voorhees, Shell, FRESNOST	1
	Johnson, Cindy, FRESNOST	1

1984 Women's College World Series
Pitching Leaders (as of Apr 27, 2007)
(All games)

Hitting minimums - 1 Games 10 AB 0.1 AB/Game 0.3 TPA/Game
Pitching minimums - 1 Games 10 IP

Earned run avg

1.	Compton, Tracy, UCLA	0.00
	Skoglund, Kristie, UTAHST	0.00
3.	Andaya, Shawn, TAMU	0.27
4.	Romeiro, Lori, FRESNOST	0.30
5.	Wheatley, Rhonda, CPP	0.33

Opposing bat avg

1.	Romeiro, Lori, FRESNOST	.108
	Bolduc, Julie, ADELPHI	.108
3.	Doom, Debbie, UCLA	.118
4.	Wheatley, Rhonda, CPP	.137
5.	Ishikawa, Lisa, NU	.138

Innings pitched

1.	Andaya, Shawn, TAMU	52.0
2.	Doom, Debbie, UCLA	38.2
3.	Ishikawa, Lisa, NU	36.2
4.	Emmons, Mori, NEB	24.0
5.	Romeiro, Lori, FRESNOST	23.1

Batters struck out

1.	Ishikawa, Lisa, NU	55
2.	Doom, Debbie, UCLA	43
3.	Romeiro, Lori, FRESNOST	24
4.	Andaya, Shawn, TAMU	23
5.	Compton, Tracy, UCLA	20

Batters SO out looking

1.	Ishikawa, Lisa, NU	12
2.	Doom, Debbie, UCLA	9
3.	Compton, Tracy, UCLA	5
	Skoglund, Kristie, UTAHST	5
5.	3 tied at	2

Wins

1.	Doom, Debbie, UCLA	4
2.	Lopez, Yvette, TAMU	2
	Emmons, Mori, NEB	2
	Ishikawa, Lisa, NU	2
5.	4 tied at	1

Saves

1.	Andaya, Shawn, TAMU	1
	Wolterman, Sandy, NEB	1

Appearances

1.	Andaya, Shawn, TAMU	5
	Doom, Debbie, UCLA	5
3.	Ishikawa, Lisa, NU	4
	Emmons, Mori, NEB	4
5.	2 tied at	3

Games started

1.	Doom, Debbie, UCLA	4
	Ishikawa, Lisa, NU	4
3.	Emmons, Mori, NEB	3
	Lopez, Yvette, TAMU	3
	Andaya, Shawn, TAMU	3

Games finished

1.	Andaya, Shawn, TAMU	2
2.	7 tied at	1

Games in relief

1.	Andaya, Shawn, TAMU	2
2.	7 tied at	1

Sac bunts allowed

1.	Andaya, Shawn, TAMU	9
2.	Doom, Debbie, UCLA	5
3.	Emmons, Mori, NEB	4
	Romeiro, Lori, FRESNOST	4
5.	Lopez, Yvette, TAMU	3

Sac flies allowed

1.	Emmons, Mori, NEB	1

Losses

1.	Ishikawa, Lisa, NU	2
	Romeiro, Lori, FRESNOST	2
	Andaya, Shawn, TAMU	2
4.	8 tied at	1

Runners picked off

1.	Haller, Meg, NU	2
2.	Wallace, Mary, ADELPHI	1

Wild pitches

1.	Andaya, Shawn, TAMU	3
2.	Delp, Tammy, CPP	2
3.	5 tied at	1

Balks

1.	Delp, Tammy, CPP	1

Hit batters

1.	Doom, Debbie, UCLA	2
2.	Lopez, Yvette, TAMU	1
	Skoglund, Kristie, UTAHST	1
	Emmons, Mori, NEB	1

Intentional BB allowed

1.	Delp, Tammy, CPP	2
	Emmons, Mori, NEB	2
3.	Ishikawa, Lisa, NU	1
	Romeiro, Lori, FRESNOST	1
	Doom, Debbie, UCLA	1

Hits allowed

1.	Bolduc, Julie, ADELPHI	4
2.	Romeiro, Lori, FRESNOST	8
3.	Skoglund, Kristie, UTAHST	9
	Compton, Tracy, UCLA	9
5.	Lopez, Yvette, TAMU	10

Runs allowed

1.	Compton, Tracy, UCLA	0
2.	Delp, Tammy, CPP	1
	Wheatley, Rhonda, CPP	1
4.	Lopez, Yvette, TAMU	2
	Doom, Debbie, UCLA	2

Earned runs allowed

1.	Compton, Tracy, UCLA	0
	Skoglund, Kristie, UTAHST	0
3.	Wheatley, Rhonda, CPP	1
	Delp, Tammy, CPP	1
	Romeiro, Lori, FRESNOST	1

Walks allowed

1.	Compton, Tracy, UCLA	1
	Bolduc, Julie, ADELPHI	1
3.	Lopez, Yvette, TAMU	2
4.	Skoglund, Kristie, UTAHST	3
5.	Doom, Debbie, UCLA	6

Doubles allowed

1.	Romeiro, Lori, FRESNOST	0
	Bolduc, Julie, ADELPHI	0
3.	Lopez, Yvette, TAMU	1
	Skoglund, Kristie, UTAHST	1
	Doom, Debbie, UCLA	1

Triples allowed

1.	Romeiro, Lori, FRESNOST....	0
	Bolduc, Julie, ADELPHI.....	0
	Lopez, Yvette, TAMU.....	0
	Skoglund, Kristie, UTAHST..	0
	Doom, Debbie, UCLA.....	0

Home runs allowed

1.	Romeiro, Lori, FRESNOST....	0
	Bolduc, Julie, ADELPHI.....	0
	Lopez, Yvette, TAMU.....	0
	Emmons, Mori, NEB.....	0
	Doom, Debbie, UCLA.....	0

1984 Women's College World Series
Fielding Leaders (as of Apr 27, 2007)
(All games)

Hitting minimums - 1 Games
Pitching minimums - 1 Games 10 IP

Fielding pct

1.	Haller, Meg, NU.....	1.000
	McNutt, Gay, TAMU.....	1.000
	Myers, Laura, CPP.....	1.000
	Feldhaus, Denice, NEB.....	1.000
	Holmstrom, Gina, UCLA.....	1.000

Chances

1.	Schwind, Mary, TAMU.....	88
2.	Pinneau, Janet, UCLA.....	74
3.	Haller, Meg, NU.....	66
4.	McNutt, Gay, TAMU.....	54
5.	Myers, Laura, CPP.....	51

Putouts

1.	Schwind, Mary, TAMU.....	83
2.	Pinneau, Janet, UCLA.....	68
3.	Haller, Meg, NU.....	62
4.	Myers, Laura, CPP.....	50
5.	Feldhaus, Denice, NEB.....	43

Assists

1.	Cooper, Cindy, TAMU.....	33
2.	Andaya, Shawn, TAMU.....	18
3.	Trussell, Judy, TAMU.....	15
4.	Cornell, Sheila, UCLA.....	14
	Eckert, Denise, NEB.....	14

Fielding double plays

1.	Schwind, Mary, TAMU.....	3
2.	Simm, Jennifer, UCLA.....	2
3.	24 tied at.....	1

Passed balls

1.	Ford, Danna, UTAHST.....	3
2.	Sunny, Stacy, NEB.....	2
3.	5 tied at.....	1

Catchers interference

Steal attempts against

1.	Andaya, Shawn, TAMU.....	6
2.	Pinneau, Janet, UCLA.....	5
	Romeiro, Lori, FRESNOST....	5
	Skoglund, Kristie, UTAHST..	5
	Ford, Danna, UTAHST.....	5

Stolen bases against

1.	Romeiro, Lori, FRESNOST....	3
	Wallace, Mary, ADELPHI.....	3
3.	10 tied at.....	2

Caught stealing by

1.	Andaya, Shawn, TAMU.....	4
2.	Skoglund, Kristie, UTAHST..	3
	Pinneau, Janet, UCLA.....	3
	McNutt, Gay, TAMU.....	3
	Ford, Danna, UTAHST.....	3

Errors

1.	Eckert, Denise, NEB.....	4
	Holthaus, Pattie, TAMU.....	4
3.	Trussell, Judy, TAMU.....	3
	Moore, Jenny, CPP.....	3
5.	9 tied at.....	2

1984 NCAA WCWS
Overall Statistics (as of Apr 30, 2007)
(All games Sorted by Batting avg)

Team	AVG	G	AB	R	H	2B	3B	HR	RBI	TB	SLG%	BB	HBP	SO	GDP	OB%	SF	SH	SB-ATT	PO	A	E	FLD%
Nebraska.....	.248	4	101	6	25	1	0	0	4	26	.257	8	0	18	0	.303	0	4	4-4	86	52	8	.945
UCLA.....	.200	6	175	10	35	2	0	3	8	46	.263	10	1	23	0	.247	0	12	2-4	156	52	4	.981
Fresno State.....	.196	3	97	1	19	2	0	0	0	21	.216	13	1	19	2	.297	0	2	0-0	81	32	5	.958
Adelphi.....	.172	3	64	2	11	1	0	0	2	12	.188	3	0	23	0	.209	0	1	1-6	60	19	2	.975
Texas A&M.....	.139	6	251	9	35	4	0	0	7	39	.155	13	2	58	1	.187	1	8	5-6	217	99	13	.960
Cal Poly Pomona.....	.124	2	121	0	15	1	0	0	0	16	.132	12	0	25	0	.203	0	5	3-7	109	58	5	.971
Northwestern.....	.101	4	119	4	12	1	0	0	3	13	.109	6	1	43	0	.151	0	3	1-6	110	26	4	.971
Utah State.....	.070	2	43	0	3	0	0	0	0	3	.070	2	0	11	0	.111	0	1	1-3	39	18	2	.966
Totals.....	.160		971		155		0		24		.181		5		3		1		17-36		356		.966
		30		32		12		3		176		67		220		.217		36		858		43	

(All games Sorted by Earned run avg)

Team	ERA	W-L	G	CG	SHO/CBO	SV	IP	H	R	ER	BB	SO	2B	3B	HR	AB	B/Avg	WP	HBP	BK	SFA	SHA
Utah State.....	0.00	0-2	2	1	0/0	0	13.0	13	7	0	3	7	1	0	1	46	.283	1	1	0	0	3
Fresno State.....	0.26	1-2	3	2	1/1	0	27.0	10	5	1	13	26	0	0	0	84	.119	1	0	0	0	6
UCLA.....	0.27	5-1	6	5	5/1	0	52.0	24	2	2	7	63	2	0	0	172	.140	2	2	0	0	6
Adelphi.....	0.35	1-2	3	2	1/0	0	20.0	10	3	1	4	17	0	0	0	68	.147	0	0	0	0	1
Northwestern.....	0.38	2-2	4	4	2/0	0	36.2	17	2	2	8	55	1	0	1	123	.138	0	0	0	0	1
Cal Poly Pomona.....	0.39	0-1	2	1	1/1	0	36.1	21	2	2	13	16	3	0	0	126	.167	3	0	1	0	2
Texas A&M.....	0.39	3-2	6	4	3/0	1	72.1	37	4	4	11	35	2	0	1	242	.153	3	1	0	0	12
Nebraska.....	1.22	2-2	4	2	1/1	1	28.2	23	7	5	8	12	3	0	0	108	.213	0	1	0	1	5
Totals.....	0.42		30		14/4		286.0		32		67		12		3		.160		5		1	
		14-14		21		2		155		17		231		0		969		10		1		36

PB - Aggies 4, Cornhuskers 2, Broncos 1, Panthers 1, Aggies 1, Bulldogs 1. Pickoffs - Wildcats 2, Panthers 1.

(All games Sorted by Fielding pct)

Team	C	PO	A	E	FLD%	DPs	SBA	CSB	SBA%	PB	CI
UCLA.....	212	156	52	4	.981	2	2	3	.400	0	0
Adelphi.....	81	60	19	2	.975	1	3	1	.750	1	0
Northwestern.....	140	110	26	4	.971	1	2	2	.500	0	0
Cal Poly Pomona.....	172	109	58	5	.971	2	2	1	.667	1	0
Utah State.....	59	39	18	2	.966	1	2	3	.400	4	0
Texas A&M.....	329	217	99	13	.960	4	2	7	.222	1	0
Fresno State.....	118	81	32	5	.958	3	4	2	.667	1	0
Nebraska.....	146	86	52	8	.945	0	0	0	.000	2	0
Totals.....	1257		356		.966		17		.472		0
		858		43		14		19		10	

1984 NCAA WCWS- Championship Game
Texas A&M vs UCLA
May 29, 1984 at Omaha, Neb. (Seymour Smith)

Texas A&M 0

Player	AB	R	H	RBI	BB	SO	PO	A	LOB
Carter, Josie lf	6	0	0	0	0	1	5	0	0
Trussell, Judy ss	6	0	1	0	0	4	6	2	2
Jackson, Iva cf	5	0	1	0	0	0	2	0	1
Cooper, Cindy 3b	5	0	0	0	0	2	5	8	1
Foster, Cindy dp	5	0	1	0	0	2	0	0	0
Holthaus, Pattie 2b	4	0	1	0	0	0	1	1	1
McNutt, Gay c	4	0	0	0	1	2	4	2	0
Rollman, Debbie pr	0	0	0	0	0	0	0	0	0
Schwind, Mary 1b	4	0	0	0	0	3	12	1	3
Hadley, Ann ph	1	0	0	0	0	0	0	0	0
Ruffino, Rose rf	4	0	1	0	0	1	1	0	0
Lopez, Yvette p	0	0	0	0	0	0	0	0	0
Andaya, Shawn p	0	0	0	0	0	0	1	3	0
Totals	44	0	5	0	1	15	37	17	8

UCLA 1

Player	AB	R	H	RBI	BB	SO	PO	A	LOB
Winsberg, Stacy lf	6	0	0	0	0	1	2	0	4
Ricks, Mary cf	6	0	0	0	0	1	0	0	2
Mang, Tricia dp	6	1	2	1	0	0	0	0	1
Cornell, Sheila 3b	4	0	1	0	1	0	2	3	0
Young, Barbara rf	5	0	0	0	0	1	3	0	0
Simm, Jennifer 2b	4	0	1	0	0	1	4	5	2
Ruelas, Debbie pr	0	0	0	0	0	0	0	0	0
Holmstrom, Gina 1b	5	0	1	0	0	0	10	2	0
Dazalla, Cheryl pr	0	0	0	0	0	0	0	0	0
Pinneau, Janet c	5	0	2	0	0	0	17	0	1
Rover, Leslie ss	3	0	0	0	0	0	1	0	0
Doom, Debbie p	0	0	0	0	0	0	0	2	0
Totals	44	1	7	1	1	4	39	12	10

Score by Innings							R	H	E
Texas A&M	000	000	000	000	0	-	0	5	4
UCLA	000	000	000	000	1	-	1	7	2

Note: 1 out, 0 runners LOB when the game ended.

E - CARTER; TRUSSELL 3; PINNEAU; DOOM. DP - Aggies 2; Bruins 1. LOB - Aggies 8; Bruins 10. 2B - JACKSON, I.. HR - MANG. HBP - RUFFINO. SH - HOLTHAUS; SIMM; ROVER 2. SB - TRUSSELL.

Texas A&M	IP	H	R	ER	BB	SO	AB	BF
Lopez, Yvette	2.0	2	0	0	0	1	8	9
Andaya, Shawn	10.1	5	1	1	1	3	36	39

UCLA	IP	H	R	ER	BB	SO	AB	BF
Doom, Debbie	13.0	5	0	0	1	15	44	47

Win - DOOM (24-3). Loss - ANDAYA (33-9). Save - None.
WP - ANDAYA. HBP - by DOOM (RUFFINO).
Umpires - HP: Ron Shestak 1B: Marie Koch 3B: Dick Palko
Start: 2:43 pm Time: 3:36 Attendance: 734
Game notes:
UCLA wins NCAA title on walk-off homer by Tricia Mang
LOPEZ faced 3 batters in the 3rd.
Game: 1984G15

1984 NCAA WCWS- Championship Game
Texas A&M vs UCLA - Play-by-Play
May 29, 1984 at Omaha, Neb. (Seymour Smith)

Score by Innings		R	H	E
Texas A&M.....	000 000 000 000 0 -	0	5	4
UCLA.....	000 000 000 000 1 -	1	7	2

Texas A&M starters: 14/lf CARTER; 6/ss TRUSSELL; 12/cf JACKSON, I.; 2/3b COOPER; 13/dp FOSTER; 1/2b HOLTHAUS; 5/c MCNUTT; 10/1b SCHWIND; 9/rf RUFFINO; 18/p LOPEZ;
UCLA starters: 13/lf WINSBERG; 10/cf RICKS; 6/dp MANG; 16/3b CORNELL; 8/rf YOUNG; 5/2b SIMM; 1/1b HOLMSTROM; 19/c PINNEAU; 12/ss ROVER; 17/p DOOM;

Texas A&M 1st - CARTER grounded out to 2b. TRUSSELL struck out swinging. JACKSON, I. reached on a fielding error by p. COOPER flied out to rf. 0 runs, 0 hits, 1 error, 1 LOB.

UCLA 1st - WINSBERG flied out to lf. RICKS popped up to ss. MANG flied out to lf. 0 runs, 0 hits, 0 errors, 0 LOB.

Texas A&M 2nd - FOSTER singled to left center. HOLTHAUS out at first 1b to 2b, SAC; FOSTER advanced to second. MCNUTT struck out looking. SCHWIND struck out. 0 runs, 1 hit, 0 errors, 1 LOB.

UCLA 2nd - CORNELL singled up the middle. YOUNG lined into double play 3b to 1b; CORNELL out on the play. SIMM struck out swinging. 0 runs, 1 hit, 0 errors, 0 LOB.

Texas A&M 3rd - RUFFINO grounded out to 2b. CARTER grounded out to 2b unassisted. TRUSSELL singled to right field. TRUSSELL stole second. JACKSON, I. fouled out to 3b. 0 runs, 1 hit, 0 errors, 1 LOB.

UCLA 3rd - HOLMSTROM singled to center field. PINNEAU reached on a fielding error by ss; HOLMSTROM advanced to second. DAZALLA pinch ran for HOLMSTROM. ROVER reached on a fielder's choice, SAC; PINNEAU advanced to second; DAZALLA advanced to third. ANDAYA to p for LOPEZ. WINSBERG reached on a fielder's choice; ROVER advanced to second; PINNEAU advanced to third; DAZALLA out at home p to c. RICKS lined into double play p to ss; PINNEAU out on the play. 0 runs, 1 hit, 1 error, 2 LOB.

Texas A&M 4th - HOLMSTROM to 1b for DAZALLA. COOPER out at first 1b to 2b. FOSTER reached on a fielding error by c. HOLTHAUS singled to second base, bunt; FOSTER advanced to second. MCNUTT flied out to lf. SCHWIND struck out. 0 runs, 1 hit, 1 error, 2 LOB.

UCLA 4th - MANG grounded out to 3b. CORNELL grounded out to 3b. YOUNG popped up to 3b. 0 runs, 0 hits, 0 errors, 0 LOB.

Texas A&M 5th - RUFFINO singled to shortstop. CARTER grounded into double play 2b to 1b; RUFFINO out on the play. TRUSSELL struck out looking. 0 runs, 1 hit, 0 errors, 0 LOB.

UCLA 5th - SIMM singled to center field. RUELAS pinch ran for SIMM. HOLMSTROM reached on a fielder's choice; RUELAS out at second p to ss. PINNEAU reached on a fielder's choice; HOLMSTROM out at second 1b to ss. ROVER reached on a fielding error by ss; PINNEAU advanced to second. WINSBERG struck out, out at first c to 1b. 0 runs, 1 hit, 1 error, 2 LOB.

Texas A&M 6th - SIMM to 2b for RUELAS. JACKSON, I. doubled to left center. COOPER struck out looking. FOSTER struck out swinging. HOLTHAUS lined out to ss. 0 runs, 1 hit, 0 errors, 1 LOB.

UCLA 6th - RICKS popped up to ss. MANG popped up to 3b. CORNELL flied out to cf. 0 runs, 0 hits, 0 errors, 0 LOB.

Texas A&M 7th - MCNUTT walked. HADLEY pinch hit for SCHWIND. ROLLMAN pinch ran for MCNUTT. HADLEY popped up to c. RUFFINO hit by pitch; ROLLMAN advanced to second. CARTER struck out looking. TRUSSELL struck out swinging. 0 runs, 0 hits, 0 errors, 2 LOB.

UCLA 7th - MCNUTT to c for ROLLMAN. SCHWIND to 1b for HADLEY. YOUNG reached on a throwing error by ss. SIMM out at first c to 2b, SAC; YOUNG advanced to second. HOLMSTROM popped up to 3b. YOUNG advanced to third on a wild pitch. PINNEAU flied out to cf. 0 runs, 0 hits, 1 error, 1 LOB.

Texas A&M 8th - JACKSON, I. grounded out to 2b. COOPER grounded out to p. FOSTER flied out to lf. 0 runs, 0 hits, 0 errors, 0 LOB.

UCLA 8th - ROVER grounded out to ss. WINSBERG fouled out to 3b. RICKS reached on an error by lf, advanced to second. MANG grounded out to ss. 0 runs, 0 hits, 1 error, 1 LOB.

Texas A&M 9th - HOLTHAUS grounded out to 2b. MCNUTT struck out looking. SCHWIND struck out looking. 0 runs, 0 hits, 0 errors, 0 LOB.

UCLA 9th - CORNELL grounded out to 2b. YOUNG fouled out to lf. SIMM grounded out to 3b. 0 runs, 0 hits, 0 errors, 0 LOB.

Texas A&M 10th - RUFFINO flied out to rf. CARTER grounded out to 3b. TRUSSELL grounded out to 3b. 0 runs, 0

hits, 0 errors, 0 LOB.

UCLA 10th - HOLMSTROM grounded out to 3b. PINNEAU singled to pitcher. ROVER grounded out to 3b, SAC; PINNEAU advanced to second. WINSBERG flied out to rf. 0 runs, 1 hit, 0 errors, 1 LOB.

Texas A&M 11th - JACKSON, I. popped up to c. COOPER struck out swinging. FOSTER struck out looking. 0 runs, 0 hits, 0 errors, 0 LOB.

UCLA 11th - RICKS popped up to ss. MANG singled to left center. CORNELL walked; MANG advanced to second. YOUNG struck out. SIMM flied out to lf. 0 runs, 1 hit, 0 errors, 2 LOB.

Texas A&M 12th - HOLTHAUS grounded out to 3b. MCNUTT grounded out to p. SCHWIND flied out to rf. 0 runs, 0 hits, 0 errors, 0 LOB.

UCLA 12th - HOLMSTROM grounded out to 3b. PINNEAU singled up the middle. ROVER flied out to lf. WINSBERG grounded out to 3b. 0 runs, 1 hit, 0 errors, 1 LOB.

Texas A&M 13th - RUFFINO struck out swinging. CARTER fouled out to 3b. TRUSSELL struck out swinging. 0 runs, 0 hits, 0 errors, 0 LOB.

UCLA 13th - RICKS struck out swinging. MANG homered, RBI. 1 run, 1 hit, 0 errors, 0 LOB.

1985 National Collegiate Division I Women's

SOFTBALL CHAMPIONSHIP

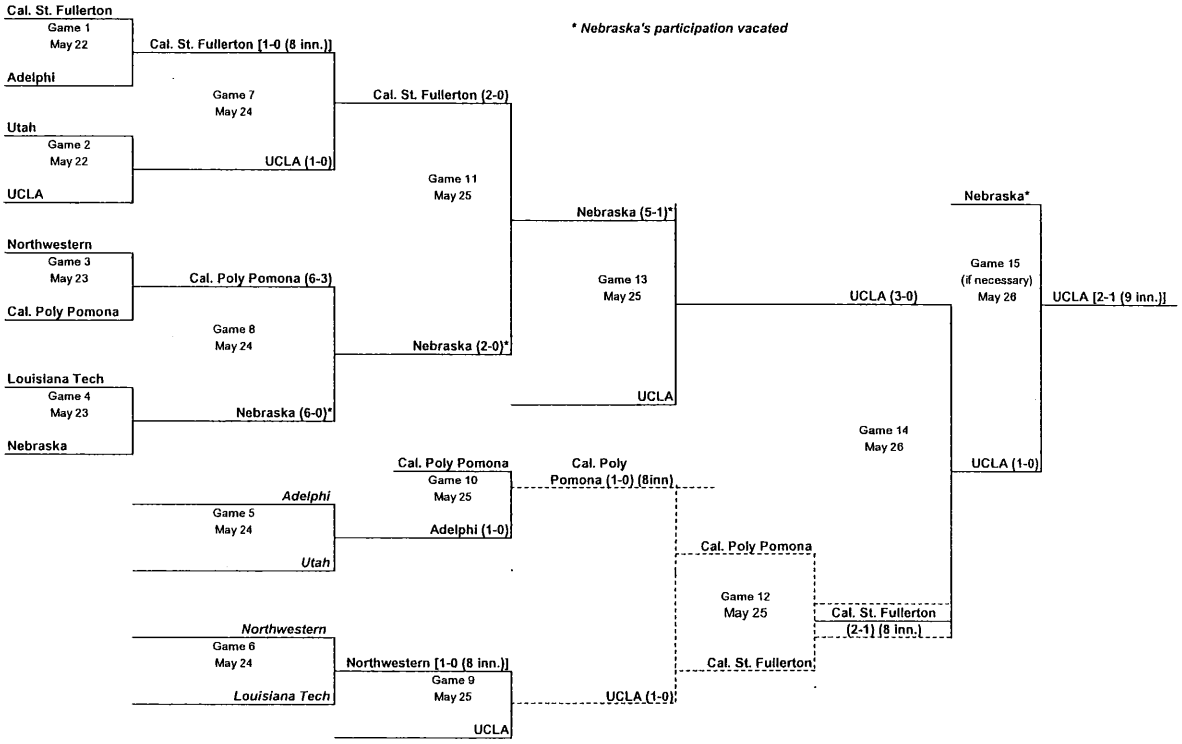

1985 Team Rosters

NCAA Women's College World Series

Adelphi Lions

No.	Name
2	Loren Peterson
5	Kristin Peterson
6	Nancy Merola
7	Gina Schrader
8	Grace Gazzara
10	Terri Tucker
11	Ellen Spruce
13	Isabella Totina
14	Michelle McLane
15	Mary Wallace
16	Jeanne Ammar
18	Tracy Bryant
20	Julie Bolduc
21	Alena Scandura
22	Regina Dooley

Head Coaches: Janet Ficke & Kathryn Raub

Cal Poly Pomona Broncos

No.	Name
1	Cindy Eyanson
2	Susan Claypool
3	Jamie McCandish
5	Kathy Powell
6	Anne Ellwanger
7	Betsy Burr
8	Rhonda Wheatley
9	Kandi Burke
10	Andi Montuori
11	Lyn Callahan
12	Jenny Moore
15	Shar Bilyeu
16	Donna McElrea
18	Alison Stowell
20	Margaret Ziegler

Head Coach: Carol Spanks

Cal State Fullerton Titans

No.	Name
2	Corina Smith
3	April Jones
4	Lisa Baker
5	Rina Foster
7	Terri Oberg
8	Valerie Van Kirk
10	Michelle Gromacki
11	Stephanie Tanaka
12	Diana Dodd
13	Leslie King
15	Caryn Day
16	Robin Goodin
18	Debbie Mygind
21	JoAnn Ferrieri
22	Lisa Noriega
25	Maridee Richards
32	Susan LeFebvre

Head Coach: Judi Garman

Louisiana Tech LadyTechsters

No.	Name
0	Kelly Huitt
2	Michelle Blackwell
3	Jessica Black
4	Bonnie Mathews
5	Laura Moir
6	Stacey Johnson
7	Laneigh Anderson
8	Tami Cyr
9	Shirley Moir
12	Sonia Torres
15	Faith Holman
17	Deidria Matthews
18	Joy Maltempi
20	Lee Ann Jarvis
22	Kathy Patchett

Head Coach: Bill Galloway

Nebraska Huskers

No.	Name
1	Leeanna Miles
2	Shelby Mertins
3	Amy Love
4	Stacy Sunny
5	Lori Richins
6	Wendy Turner
7	Barbara Sterns
8	Paula Brown
9	Peg Richardson
10	Denise Eckert
11	Heidi Schlabach
12	Ann Schroeder
13	Lisa Busby
14	Deb Ellison
15	Mori Emmons
16	Lori Sippel
17	Donna Deardorff
18	Ginger Cannon

Head Coach: Wayne Daigle

Northwestern Wildcats

No.	Name
3	Meg Haller
4	Krista Dempsey
5	Lynna Hallick
7	Sue Koopman
9	Karen Lemke
11	Lisa Koser
13	Lisa Ishikawa
14	Lisa Bruss
17	Cathy Tawse
20	Julie Greenberg
22	Amy Kekeisen
23	Susie Hill
24	Martha Gurgel
30	Sue Millspaugh

Head Coach: Sharon Drysdale

Utah Utes

No.	Name
3	Rainna Ford
4	Annette Woodhead
10	Debbie Foster
11	Jean Mills
12	Pipi Hollingsworth
15	Michele Townsend
17	Teri Richardson
22	Pati Rivas
24	Missy McCullough
30	Shannon McBride
31	Annette Ausseresses
33	Penny Conger
34	Carri Palmer

Head Coach: Norma Carr

UCLA Bruins

No.	Name
1	Gina Holmstrom
3	Tracy Compton
4	Jennifer Simm
5	Kaelyn Silva
6	Lisa Hankerd
7	Tricia Mang
10	Mary Ricks
11	Debbie Ruelas
12	Leslie Rover
13	Stacy Winsberg
15	Chris Olivie
16	Julie Henderson
17	Debbie Doom
18	Shauna Wattenberg
19	Janet Pinneau

Head Coach: Sharon Backus

1985 Women's College World Series
Batting Leaders (as of Apr 27, 2007)
(All games)

Hitting minimums - 1 Games 10 AB 0.1 AB/Game 0.3 TPA/Game
Pitching minimums - 1 Games 10 IP

Batting avg

1.	Ferrieri, JoAnn, CSUF	.438
2.	Callahan, Lyn, CPP	.400
3.	Olivie, Chris, UCLA	.385
4.	Sunny, Stacy, NEB	.375
5.	Busby, Lisa, NEB	.364

Slugging pct

1.	Sunny, Stacy, NEB	.563
2.	Simm, Jennifer, UCLA	.500
	Ferrieri, JoAnn, CSUF	.500
4.	Callahan, Lyn, CPP	.400
5.	Olivie, Chris, UCLA	.385

On base pct

1.	Ferrieri, JoAnn, CSUF	.471
2.	Olivie, Chris, UCLA	.429
3.	Busby, Lisa, NEB	.417
4.	Sunny, Stacy, NEB	.412
5.	Callahan, Lyn, CPP	.400

Runs scored

1.	Sunny, Stacy, NEB	4
2.	King, Leslie, CSUF	3
3.	7 tied at	2

Hits

1.	Ferrieri, JoAnn, CSUF	7
2.	Sunny, Stacy, NEB	6
3.	Simm, Jennifer, UCLA	5
	Olivie, Chris, UCLA	5
5.	2 tied at	4

Runs batted in

1.	Cannon, Ginger, NEB	5
2.	Sunny, Stacy, NEB	4
3.	Olivie, Chris, UCLA	3
	Ferrieri, JoAnn, CSUF	3
5.	4 tied at	2

Doubles

1.	Simm, Jennifer, UCLA	3
2.	McElrea, Donna, CPP	2
3.	7 tied at	1

Triples

1.	Cannon, Ginger, NEB	1

Home runs

1.	Oberg, Terri, CSUF	1
	Goodin, Robin, CSUF	1
	Sunny, Stacy, NEB	1
	Wheatley, Rhonda, CPP	1
	Lemke, Karen, NU	1

Total bases

1.	Sunny, Stacy, NEB	9
2.	Ferrieri, JoAnn, CSUF	8
	Simm, Jennifer, UCLA	8
4.	Oberg, Terri, CSUF	6
5.	Olivie, Chris, UCLA	5

Walks

1.	Pinneau, Janet, UCLA	4
2.	Holmstrom, Gina, UCLA	3
	Jarvis, Lee Ann, LATECH	3
	Richardson, Peg, NEB	3
5.	6 tied at	2

Hit by pitch

1.	7 tied at	1

Sac bunts

1.	Moore, Jenny, CPP	3
	Ruelas, Debbie, UCLA	3
3.	8 tied at	2

Sac flies

1.	Koser, Lisa, NU	1
	Wallace, Mary, ADELPHI	1

Stolen bases

1.	8 tied at	1

Total plate appearances

1.	Rover, Leslie, UCLA	20
	Simm, Jennifer, UCLA	20
	Ruelas, Debbie, UCLA	20
	Ricks, Mary, UCLA	20
5.	Holmstrom, Gina, UCLA	19

At bats

1.	Ricks, Mary, UCLA	19
2.	Rover, Leslie, UCLA	18
3.	Oberg, Terri, CSUF	17
4.	5 tied at	16

Steal attempts

1.	Richardson, Peg, NEB	2
	Eckert, Denise, NEB	2
3.	10 tied at	1

Strikeouts

1.	Sunny, Stacy, NEB	7
2.	6 tied at	5

Caught stealing

1.	6 tied at	1

Grounded into DP

1.	Richardson, Peg, NEB	1

1985 Women's College World Series
Pitching Leaders (as of Apr 27, 2007)
(All games)

Hitting minimums - 1 Games 10 AB 0.1 AB/Game 0.3 TPA/Game
Pitching minimums - 1 Games 10 IP

Earned run avg

1.	Bolduc, Julie, ADELPHI.....	0.00
	Compton, Tracy, UCLA.....	0.00
	Emmons, Mori, NEB.....	0.00
4.	Doom, Debbie, UCLA.....	0.32
5.	Mygind, Debbie, CSUF.....	0.54

Opposing bat avg

1.	Compton, Tracy, UCLA.....	.074
2.	Emmons, Mori, NEB.....	.077
3.	Sippel, Lori, NEB.....	.111
4.	Ishikawa, Lisa, NU.....	.143
5.	Wheatley, Rhonda, CPP.....	.160

Innings pitched

1.	Wheatley, Rhonda, CPP.....	29.0
2.	Mygind, Debbie, CSUF.....	26.0
3.	Sippel, Lori, NEB.....	22.1
	Bolduc, Julie, ADELPHI.....	22.1
5.	Doom, Debbie, UCLA.....	22.0

Batters struck out

1.	Compton, Tracy, UCLA.....	29
2.	Mygind, Debbie, CSUF.....	25
	Doom, Debbie, UCLA.....	25
	Wheatley, Rhonda, CPP.....	25
5.	Sippel, Lori, NEB.....	22

Batters SO out looking

1.	Wheatley, Rhonda, CPP.....	5
2.	Doom, Debbie, UCLA.....	3
3.	4 tied at.....	1

Wins

1.	Compton, Tracy, UCLA.....	3
2.	Doom, Debbie, UCLA.....	2
	Sippel, Lori, NEB.....	2
	Mygind, Debbie, CSUF.....	2
	Wheatley, Rhonda, CPP.....	2

Saves

Appearances

1.	Mygind, Debbie, CSUF.....	5
2.	Wheatley, Rhonda, CPP.....	4
3.	6 tied at.....	3

Games started

1.	Wheatley, Rhonda, CPP.....	4
2.	6 tied at.....	3

Games finished

1.	Mygind, Debbie, CSUF.....	2
2.	5 tied at.....	1

Games in relief

1.	Mygind, Debbie, CSUF.....	2
2.	5 tied at.....	1

Sac bunts allowed

1.	Mygind, Debbie, CSUF.....	9
2.	Ishikawa, Lisa, NU.....	7
3.	Bolduc, Julie, ADELPHI.....	5
	Wheatley, Rhonda, CPP.....	5
5.	2 tied at.....	4

Sac flies allowed

1.	Wheatley, Rhonda, CPP.....	1
	Richardson, Teri, UTAH.....	1

Losses

1.	Ishikawa, Lisa, NU.....	2
	Wheatley, Rhonda, CPP.....	2
	Bolduc, Julie, ADELPHI.....	2
4.	9 tied at.....	1

Runners picked off

1.	Wallace, Mary, ADELPHI.....	1
	McElrea, Donna, CPP.....	1
	Mills, Jean, UTAH.....	1

Wild pitches

1.	Ishikawa, Lisa, NU.....	3
2.	Doom, Debbie, UCLA.....	2
3.	Mygind, Debbie, CSUF.....	1
	Sippel, Lori, NEB.....	1

Balks

Hit batters

1.	Ishikawa, Lisa, NU.....	2
2.	5 tied at.....	1

Intentional BB allowed

1.	Ishikawa, Lisa, NU.....	2
	Bolduc, Julie, ADELPHI.....	2
3.	4 tied at.....	1

Hits allowed

1.	Emmons, Mori, NEB.....	3
2.	Compton, Tracy, UCLA.....	5
3.	LeFebvre, Susan, CSUF.....	8
	Sippel, Lori, NEB.....	8
5.	Ishikawa, Lisa, NU.....	9

Runs allowed

1.	Compton, Tracy, UCLA.....	0
2.	Emmons, Mori, NEB.....	1
3.	Bolduc, Julie, ADELPHI.....	2
	Mygind, Debbie, CSUF.....	2
5.	Sippel, Lori, NEB.....	3

Earned runs allowed

1.	Compton, Tracy, UCLA.....	0
	Bolduc, Julie, ADELPHI.....	0
	Emmons, Mori, NEB.....	0
4.	Doom, Debbie, UCLA.....	1
5.	Mygind, Debbie, CSUF.....	2

Walks allowed

1.	Emmons, Mori, NEB.....	2
2.	Wheatley, Rhonda, CPP.....	3
	Mygind, Debbie, CSUF.....	3
	LeFebvre, Susan, CSUF.....	3
5.	Bolduc, Julie, ADELPHI.....	4

Doubles allowed

1.	Doom, Debbie, UCLA.....	0
	Emmons, Mori, NEB.....	0
	Compton, Tracy, UCLA.....	0
	Mygind, Debbie, CSUF.....	0
5.	LeFebvre, Susan, CSUF.....	1

Triples allowed

1.	Ishikawa, Lisa, NU	0
	Doom, Debbie, UCLA	0
	Emmons, Mori, NEB	0
	Compton, Tracy, UCLA	0
	Mygind, Debbie, CSUF	0

Home runs allowed

1.	Bolduc, Julie, ADELPHI	0
	Emmons, Mori, NEB	0
	Compton, Tracy, UCLA	0
	Mygind, Debbie, CSUF	0
	LeFebvre, Susan, CSUF	0

1985 Women's College World Series
Fielding Leaders (as of Apr 27, 2007)
(All games)

Hitting minimums - 1 Games
Pitching minimums - 1 Games 10 IP

Fielding pct

1.	Pinneau, Janet, UCLA	1.000
	Cannon, Ginger, NEB	1.000
	Busby, Lisa, NEB	1.000
	McLane, Michelle, ADELPHI	1.000
	Burke, Kandi, CPP	1.000

Chances

1.	Pinneau, Janet, UCLA	57
2.	Goodin, Robin, CSUF	51
3.	Richards, Maridee, CSUF	41
4.	Holmstrom, Gina, UCLA	37
5.	McElrea, Donna, CPP	35

Putouts

1.	Pinneau, Janet, UCLA	56
2.	Goodin, Robin, CSUF	43
3.	Richards, Maridee, CSUF	37
4.	Holmstrom, Gina, UCLA	33
5.	McElrea, Donna, CPP	29

Assists

1.	Ferrieri, JoAnn, CSUF	18
2.	Peterson, Kristin, ADELPHI	16
3.	Simm, Jennifer, UCLA	14
4.	Schroeder, Ann, NEB	13
5.	4 tied at	11

Fielding double plays

1.	6 tied at	1

Passed balls

1.	Mills, Jean, UTAH	4
2.	Haller, Meg, NU	2
3.	Richards, Maridee, CSUF	1

Catchers interference

Steal attempts against

1.	Mygind, Debbie, CSUF	3
	Richards, Maridee, CSUF	3
	Busby, Lisa, NEB	3
4.	4 tied at	2

Stolen bases against

1.	Richards, Maridee, CSUF	2
	Mygind, Debbie, CSUF	2
	Busby, Lisa, NEB	2
	LeFebvre, Susan, CSUF	2
5.	6 tied at	1

Caught stealing by

1.	11 tied at	1

Errors

1.	Wheatley, Rhonda, CPP	4
2.	5 tied at	2

1985 Women's College World Series
Overall Statistics (as of Apr 30, 2007)
(All games Sorted by Batting avg)

Team	AVG	G	AB	R	H	2B	3B	HR	RBI	TB	SLG%	BB	HBP	SO	GDP	OB%	SF	SH	SB-ATT	PO	A	E	FLD%
Nebraska.....	.187	5	123	14	23	0	1	1	13	28	.228	14	2	41	1	.281	0	8	3-5	109	52	7	.958
UCLA.....	.180	6	139	8	25	5	0	0	4	30	.216	13	2	22	0	.260	0	11	2-3	129	38	8	.954
Cal Poly Pomona.....	.177	4	96	8	17	3	0	1	7	23	.240	8	1	18	0	.248	0	8	2-3	87	30	9	.929
Cal State Fullerton.	.154	5	123	6	19	2	0	2	6	27	.220	4	1	18	0	.188	0	8	0-0	109	59	5	.971
Adelphi.....	.133	3	75	1	10	1	0	0	1	11	.147	3	0	15	0	.165	1	4	1-1	67	31	3	.970
Northwestern.....	.099	3	71	4	7	1	0	1	4	11	.155	2	1	29	0	.133	1	4	0-1	62	20	3	.965
Louisiana Tech.....	.067	2	45	0	3	0	0	0	0	3	.067	5	0	16	0	.160	0	2	0-1	40	24	1	.985
Utah.....	.067	2	45	0	3	0	0	0	0	3	.067	2	0	10	0	.106	0	0	0-0	39	12	2	.962
Totals.....	.149		717		107		1		35		.190		7		1		2		8-14		266		.960
		30		41		12		5		136		51		169		.212		45		642		38	

(All games Sorted by Earned run avg)

Team	ERA	W-L	G	CG	SHO/CBO	SV	IP	H	R	ER	BB	SO	2B	3B	HR	AB	B/Avg	WP	HBP	BK	SFA	SHA
Adelphi.....	0.00	1-2	3	3	1/0	0	22.1	13	2	0	4	7	1	0	0	76	.171	0	0	0	0	5
Utah.....	0.00	0-2	2	1	0/0	0	13.0	11	2	0	3	1	3	0	0	46	.239	0	0	0	1	2
UCLA.....	0.16	5-1	6	6	4/0	0	43.0	18	3	1	10	54	0	0	1	148	.122	2	1	0	0	4
Nebraska.....	0.39	3-2	5	4	2/0	0	36.1	13	6	2	12	25	1	0	1	121	.107	1	0	0	0	5
Cal Poly Pomona.....	0.97	2-2	4	4	1/0	0	29.0	16	7	4	3	25	2	0	1	100	.160	0	1	0	1	5
Cal State Fullerton.	1.16	3-2	5	2	2/0	0	36.1	21	7	6	6	32	1	0	0	118	.178	1	2	0	0	12
Northwestern.....	1.35	1-2	3	2	1/0	0	20.2	9	7	4	8	16	4	0	1	65	.138	3	2	0	0	7
Louisiana Tech.....	3.15	0-2	2	1	0/0	0	13.1	6	7	6	5	9	0	1	1	43	.140	0	1	0	0	5
Totals.....	0.75		30		11/0		214.0		41		51		12		5		.149		7		2	
		15-15		23		0		107		23		169		1		717		7		0		45

PB - Lady Utes 4, Wildcats 2, Titans 1. Pickoffs - Lady Utes 1, Broncos 1, Panthers 1.

(All games Sorted by Fielding pct)

Team	C	PO	A	E	FLD%	DPs	SBA	CSB	SBA%	PB	CI
Louisiana Tech.....	65	40	24	1	.985	0	0	1	.000	0	0
Cal State Fullerton.	173	109	59	5	.971	1	4	1	.800	1	0
Adelphi.....	101	67	31	3	.970	0	0	0	.000	0	0
Northwestern.....	85	62	20	3	.965	0	0	1	.000	2	0
Utah.....	53	39	12	2	.962	0	0	1	.000	4	0
Nebraska.....	168	109	52	7	.958	0	2	1	.667	0	0
UCLA.....	175	129	38	8	.954	1	1	0	1.000	0	0
Cal Poly Pomona.....	126	87	30	9	.929	1	1	1	.500	0	0
Totals.....	946		266		.960		8		.571		0
		642		38		3		6		7	

1985 NCAA WCWS- Championship Game
Nebraska vs UCLA
May 26, 1985 at Omaha, Neb. (Seymour Smith)

Nebraska 1

Player	AB	R	H	RBI	BB	SO	PO	A	LOB
Love, Amy dp	3	0	1	0	1	1	0	0	0
Schroeder, Ann 3b	5	0	0	0	0	1	0	2	2
Sunny, Stacy cf	3	1	1	0	1	2	2	0	3
Eckert, Denise ss	3	0	1	0	1	1	1	1	2
Cannon, Ginger 1b	3	0	0	1	1	0	8	1	0
Richins, Lori 2b	3	0	1	0	0	2	6	2	1
Mertins, Shelby ph	1	0	0	0	0	1	0	0	0
Turner, Wendy lf	4	0	1	0	0	0	1	0	1
Busby, Lisa c	3	0	0	0	0	0	7	3	2
Richardson, Peg rf	3	0	0	0	0	2	0	0	0
Schlabach, Heidi ph	1	0	1	0	0	0	0	0	0
Sippel, Lori p	0	0	0	0	0	0	0	3	0
Totals	32	1	6	1	4	10	25	12	12

UCLA 2

Player	AB	R	H	RBI	BB	SO	PO	A	LOB
Winsberg, Stacy dp/rf	4	0	1	0	0	0	0	0	2
Ricks, Mary cf	4	0	1	0	0	2	1	0	0
Ruelas, Debbie lf	3	0	0	0	0	1	0	0	0
Rover, Leslie ss	4	1	0	0	0	0	3	0	1
Simm, Jennifer 3b	2	1	1	0	1	0	3	4	0
Holmstrom, Gina 1b	2	0	1	0	2	1	5	2	0
Olivie, Chris rf/2b	3	0	2	1	1	0	2	0	2
Pinneau, Janet c	4	0	1	1	0	2	11	0	1
Hankerd, Lisa 2b	2	0	0	0	0	2	2	2	0
Wattenberg, Shauna dp	0	0	0	0	0	0	0	0	0
Doom, Debbie p	0	0	0	0	0	0	0	1	0
Totals	28	2	7	2	4	8	27	9	10

Score by Innings		R	H	E
Nebraska	000 100 000 -	1	6	0
UCLA	010 000 001 -	2	7	3

Note: 1 out, 3 runners LOB when the game ended.

E - RICKS; HOLMSTROM; HANKERD. LOB - Cornhuskers 12; Bruins 10. 2B - SIMM. SH - LOVE; BUSBY; RUELAS; SIMM; WATTENBERG. SB - ECKERT; HOLMSTROM.

Nebraska	IP	H	R	ER	BB	SO	AB	BF
Sippel, Lori	8.1	7	2	1	4	8	28	35

UCLA	IP	H	R	ER	BB	SO	AB	BF
Doom, Debbie	9.0	6	1	0	4	10	32	38

Win - DOOM (20-5). Loss - SIPPEL (15-5). Save - None.
WP - DOOM 2.
Umpires - HP: Bill Peterson 1B: Bob DeViereze 3B: Wayne Gonyea
Start: 3:30 pm Time: 2:48 Attendance: 3180
Game: 1985G15

1985 NCAA WCWS- Championship Game
Nebraska vs UCLA - Play-by-Play
May 26, 1985 at Omaha, Neb. (Seymour Smith)

Score by Innings		R	H	E
Nebraska.....	000 100 000 -	1	6	0
UCLA.....	010 000 001 -	2	7	3

Nebraska starters: 3/dp LOVE; 12/3b SCHROEDER; 4/cf SUNNY; 10/ss ECKERT; 18/1b CANNON; 5/2b RICHINS; 6/lf TURNER; 13/c BUSBY; 9/rf RICHARDSON; 16/p SIPPEL;
UCLA starters: 13/dp WINSBERG; 10/cf RICKS; 11/lf RUELAS; 12/ss ROVER; 4/3b SIMM; 1/1b HOLMSTROM; 15/rf OLIVIE; 19/c PINNEAU; 6/2b HANKERD; 17/p DOOM;

Nebraska 1st - LOVE grounded out to 3b. SCHROEDER grounded out to 3b. SUNNY struck out swinging. 0 runs, 0 hits, 0 errors, 0 LOB.

UCLA 1st - WINSBERG grounded out to 2b. RICKS struck out. RUELAS grounded out to 3b. 0 runs, 0 hits, 0 errors, 0 LOB.

Nebraska 2nd - ECKERT grounded out to 2b. CANNON walked. RICHINS struck out swinging. TURNER singled, bunt; CANNON advanced to second, out at second 2b to ss. 0 runs, 1 hit, 0 errors, 1 LOB.

UCLA 2nd - ROVER flied out to 2b. SIMM doubled to left center. HOLMSTROM struck out. OLIVIE singled to right center, RBI; SIMM scored. PINNEAU struck out. 1 run, 2 hits, 0 errors, 1 LOB.

Nebraska 3rd - BUSBY out at first 1b to 2b. RICHARDSON struck out. LOVE struck out looking. 0 runs, 0 hits, 0 errors, 0 LOB.

UCLA 3rd - HANKERD struck out. WINSBERG flied out to cf. RICKS struck out, out at first c to 1b. 0 runs, 0 hits, 0 errors, 0 LOB.

Nebraska 4th - SCHROEDER grounded out to 1b unassisted. SUNNY singled down the lf line. ECKERT singled up the middle, advanced to second on a fielding error by cf; SUNNY advanced to third. CANNON out at first 3b to 2b, RBI; ECKERT advanced to third; SUNNY scored, unearned. RICHINS struck out. 1 run, 2 hits, 1 error, 1 LOB.

UCLA 4th - RUELAS flied out to cf. ROVER grounded out to 2b. SIMM walked. HOLMSTROM walked; SIMM advanced to second. OLIVIE grounded out to p. 0 runs, 0 hits, 0 errors, 2 LOB.

Nebraska 5th - TURNER reached on a fielding error by 2b. BUSBY reached on a throwing error by 1b, SAC, bunt; TURNER advanced to third. BUSBY advanced to second on a wild pitch. RICHARDSON struck out swinging. LOVE walked. SCHROEDER struck out swinging. SUNNY struck out. 0 runs, 0 hits, 2 errors, 3 LOB.

UCLA 5th - PINNEAU struck out. HANKERD struck out. WINSBERG singled to left field. RICKS singled to second base; WINSBERG out at second 2b unassisted. 0 runs, 2 hits, 0 errors, 1 LOB.

Nebraska 6th - WINSBERG to rf. OLIVIE to 2b. WATTENBERG to dp for HANKERD. ECKERT walked. CANNON flied out to cf. RICHINS singled to center field; ECKERT advanced to second. TURNER flied out to 3b. BUSBY flied out to ss. 0 runs, 1 hit, 0 errors, 2 LOB.

UCLA 6th - RUELAS struck out. ROVER grounded out to ss. SIMM grounded out to p. 0 runs, 0 hits, 0 errors, 0 LOB.

Nebraska 7th - SCHLABACH pinch hit for RICHARDSON. SCHLABACH singled to center field. RICHARDSON to rf for SCHLABACH. RICHARDSON advanced to second on a wild pitch. LOVE out at first p to 2b, SAC; RICHARDSON advanced to third. SCHROEDER popped up to 3b. SUNNY walked. ECKERT struck out looking. 0 runs, 1 hit, 0 errors, 2 LOB.

UCLA 7th - HOLMSTROM singled to third base. OLIVIE singled to first base, bunt; HOLMSTROM advanced to second. PINNEAU reached on a fielder's choice; OLIVIE advanced to second; HOLMSTROM out at second c to ss. WATTENBERG out at first c to 2b, SAC; PINNEAU advanced to second; OLIVIE advanced to third. WINSBERG out at first p to 2b. 0 runs, 2 hits, 0 errors, 2 LOB.

Nebraska 8th - ECKERT placed on second. CANNON popped up to ss. MERTINS pinch hit for RICHINS. ECKERT stole third. MERTINS struck out. TURNER out at first 1b to 2b. 0 runs, 0 hits, 0 errors, 1 LOB.

UCLA 8th - RICHINS to 2b for MERTINS. WINSBERG placed on second. RICKS popped up to 1b. RUELAS out at first 1b to 2b, SAC; WINSBERG advanced to third. ROVER flied out to lf. 0 runs, 0 hits, 0 errors, 1 LOB.

Nebraska 9th - TURNER placed on second. BUSBY grounded out to c unassisted. RICHARDSON popped up to 3b. LOVE singled, bunt, advanced to second; TURNER advanced to third. SCHROEDER grounded out to 3b. 0 runs, 1 hit, 0 errors, 2 LOB.

UCLA 9th - ROVER placed on second. SIMM out at first 3b to 2b, SAC; ROVER advanced to third. HOLMSTROM walked. HOLMSTROM stole second. OLIVIE walked. PINNEAU singled to right field, RBI; OLIVIE advanced to second; HOLMSTROM advanced to third; ROVER scored. 1 run, 1 hit, 0 errors, 3 LOB.

1986 National Collegiate Division I Women's

SOFTBALL CHAMPIONSHIP



1986 Team Rosters

NCAA Women's College World Series

California Golden Bears

No.	Name
0	Kim Moe
5	Sandy Beach
7	Frances Reed
8	Lynda Wills
9	Rose Messina
10	Evelyn Fernandez
12	Pua Santiago
13	Stephanie Hinds
15	Caryn Williams
20	Roni Deutch
21	Lisa Martinez
22	Shauna Rajkowski
23	Jamia Berkman
24	Lisa Kantor
31	Erin Cassidy

Head Coach: Donna Kerry

Cal State Fulleton Titans

No.	Name
2	Cheryl Dazalla
3	April Jones
4	Andres Gray
5	Rina Foster
6	Chenita Rogers
7	Terri Oberg
8	Valerie Van Kirk
10	Michelle Gromacki
12	Diana Dodd
16	Robin Goodin
18	Alani Silva
20	Connie Clark
21	JoAnn Ferrieri
22	Kristin Goodall
23	Yvonne Solis
25	Charis Monroe
32	Susan LeFebvre

Head Coach: Judi Garman

Creighton BlueJays

No.	Name
1	Lisa Elwell
3	Kim Krokker
4	Sue Frederick
5	Marina Watson
6	Marti Mitchell
8	Stacie Miller
9	April Trupp
10	Mary Panagos
11	Kandy Foust
12	Jody Schwartz
14	Joey Schope
15	Ellen Castro
18	Sophie Rodriguez
19	Traci Fitsimones

Head Coach: Mary Huggins

Indiana Hooisers

No.	Name
11	Pam Lee
12	Karleen Moore
13	Roxie Rafik
14	Mary Haslinger
21	Jenny McDaniel
22	Pam Craig
30	Julie Smith
31	Amy Unterbrink
32	Caroline Berger
34	Kim McKeon
40	Tammy Connor
44	Stacey Hodge
45	Vicki Morr

Head Coach: Gayle Blevins

Long Beach State 49ers

No.	Name
1	Sabrina Bobkowski
4	Kim Lee
5	Sue Trubovitz
6	Debbie Shiffer
7	Liz Mason
8	Josie Curone
9	Lisa Limp
10	Nancy Graham
13	Sandy Winchester
14	Diane Lewis
15	Dena Turrietta
17	Bo Stephanik
18	Kathy Newberry
20	Cissy Rothfuss

Head Coach: Pete Manarino

Louisiana Tech LadyTechsters

No.	Name
0	Stephanie Olow
1	Barbara Carter
4	Sheri Wynn
5	Laura Moir
6	Stacey Johnson
7	Laneigh Anderson
9	Shirley Moir
10	Maria Peralta
14	Kelley Cooper
15	Faith Holman
18	DeAnna McGough
21	Kelly Campbell
22	Chris Sherman
30	Bonnie Rice

Head Coach: Bill Galloway

Northwestern Wildcats

No.	Name
1	Suzi Spotleson
3	Meg Haller
4	Krista Dempsey
5	Lynna Hallick
7	Kris Cieslak
9	Ndidi Opia
12	Kerry Muehlenbeck
13	Lisa Ishikawa
14	Lisa Bruss
17	Cathy Tawse
18	Nanci Clement
20	Julie Greenberg
22	Amy Kekeisen
23	Susie Hill
24	Martha Gurgel
30	Martha Oyog

Head Coach: Sharon Drysdale

Texas A&M Aggies

No.	Name
1	Zina Ochoa
2	Cindy Cooper
3	Tara Szymczak
4	Liz Mizera
5	Tory Parks
6	Judy Trussell
7	Rita Shea
8	Shawn Andaya
9	Karen Anthanacio
10	Mary Schwind
11	Debbie Rollman
12	Erin Newkirk
13	Cindy Foster
14	Julie Carpenter
15	Carrie Heightley

Head Coach: Bob Brock

1986 Women's College World Series
Batting Leaders (as of Apr 27, 2007)
(All games)

Hitting minimums - 1 Games 10 AB 0.1 AB/Game 0.3 TPA/Game
Pitching minimums - 1 Games 10 IP

Batting avg

1.	Rogers, Chenita, CSUF	.438
2.	Goodin, Robin, CSUF	.429
3.	Cooper, Cindy, TAMU	.333
	Foster, Rina, CSUF	.333
	Trubovitz, Sue, LBSU	.333

Slugging pct

1.	Foster, Rina, CSUF	.600
2.	Goodin, Robin, CSUF	.500
3.	Rogers, Chenita, CSUF	.438
4.	Cooper, Cindy, TAMU	.389
	Oberg, Terri, CSUF	.389

On base pct

1.	Rogers, Chenita, CSUF	.550
2.	Goodin, Robin, CSUF	.429
3.	Foster, Rina, CSUF	.375
4.	Martinez, Lisa, CAL	.357
	Reed, Frances, CAL	.357

Runs scored

1.	Goodin, Robin, CSUF	3
	Oberg, Terri, CSUF	3
	Gromacki, Michelle, CSUF	3
4.	3 tied at	2

Hits

1.	Rogers, Chenita, CSUF	7
2.	Cooper, Cindy, TAMU	6
	Goodin, Robin, CSUF	6
4.	Foster, Rina, CSUF	5
5.	3 tied at	4

Runs batted in

1.	Goodin, Robin, CSUF	2
	Ferrieri, JoAnn, CSUF	2
	Rogers, Chenita, CSUF	2
	Mizera, Liz, TAMU	2
	Foster, Rina, CSUF	2

Doubles

1.	16 tied at	1

Triples

1.	Foster, Rina, CSUF	2
2.	Gromacki, Michelle, CSUF	1
	Oberg, Terri, CSUF	1

Home runs

Total bases

1.	Foster, Rina, CSUF	9
2.	Goodin, Robin, CSUF	7
	Rogers, Chenita, CSUF	7
	Cooper, Cindy, TAMU	7
	Oberg, Terri, CSUF	7

Walks

1.	Rogers, Chenita, CSUF	4
	Schwartz, Jody, CREIGHTN	4
3.	4 tied at	2

Hit by pitch

1.	Muehlenbeck, Kerry, NU	2
2.	5 tied at	1

Sac bunts

1.	Monroe, Charis, CSUF	5
2.	Elwell, Lisa, CREIGHTN	3
3.	Van Kirk, Valerie, CSUF	2
	Anderson, Laneigh, LATECH	2
	Mizera, Liz, TAMU	2

Sac flies

1.	Connor, Tammy, IND	1
	Schwartz, Jody, CREIGHTN	1

Stolen bases

1.	Moore, Karleen, IND	2
	McDaniel, Jenny, IND	2
3.	8 tied at	1

Total plate appearances

1.	Rogers, Chenita, CSUF	20
2.	Oberg, Terri, CSUF	19
	Silva, Alani, CSUF	19
	Mizera, Liz, TAMU	19
	Monroe, Charis, CSUF	19

At bats

1.	Silva, Alani, CSUF	19
2.	Oberg, Terri, CSUF	18
	Cooper, Cindy, TAMU	18
4.	Trussell, Judy, TAMU	17
5.	Rogers, Chenita, CSUF	16

Steal attempts

1.	McDaniel, Jenny, IND	3
2.	Schope, Joey, CREIGHTN	2
	Moore, Karleen, IND	2
4.	12 tied at	1

Strikeouts

1.	Rothfuss, Cissy, LBSU	4
	McDaniel, Jenny, IND	4
3.	16 tied at	3

Caught stealing

1.	7 tied at	1

Grounded into DP

1.	Opia, Ndidi, NU	1
	Ferrieri, JoAnn, CSUF	1
	Panagos, Mary, CREIGHTN	1
	Castro, Ellen, CREIGHTN	1

1986 Women's College World Series
Pitching Leaders (as of Apr 27, 2007)
(All games)

Hitting minimums - 1 Games 10 AB 0.1 AB/Game 0.3 TPA/Game
Pitching minimums - 1 Games 10 IP

Earned run avg

1.	Clark, Connie, CSUF	0.00
	Foust, Kandy, CREIGHTN	0.00
	Martinez, Lisa, CAL	0.00
	Moe, Kim, CAL	0.00
5.	Andaya, Shawn, TAMU	0.41

Opposing bat avg

1.	LeFebvre, Susan, CSUF	.063
2.	Clark, Connie, CSUF	.070
3.	Andaya, Shawn, TAMU	.111
4.	Moe, Kim, CAL	.125
5.	Ishikawa, Lisa, NU	.164

Innings pitched

1.	Andaya, Shawn, TAMU	34.0
2.	Unterbrink, Amy, IND	33.0
3.	Winchester, Sandy, LBSU	29.0
4.	Clark, Connie, CSUF	23.0
5.	Foust, Kandy, CREIGHTN	19.0

Batters struck out

1.	Andaya, Shawn, TAMU	27
2.	Clark, Connie, CSUF	21
	Unterbrink, Amy, IND	21
4.	Ishikawa, Lisa, NU	15
	Winchester, Sandy, LBSU	15

Batters SO out looking

1.	Foust, Kandy, CREIGHTN	2
	Ishikawa, Lisa, NU	2
3.	Andaya, Shawn, TAMU	1
	Clark, Connie, CSUF	1
	Unterbrink, Amy, IND	1

Wins

1.	Clark, Connie, CSUF	3
	Andaya, Shawn, TAMU	3
3.	LeFebvre, Susan, CSUF	2
	Unterbrink, Amy, IND	2
5.	4 tied at	1

Saves

Appearances

1.	Unterbrink, Amy, IND	4
	Andaya, Shawn, TAMU	4
3.	4 tied at	3

Games started

1.	Andaya, Shawn, TAMU	4
2.	Clark, Connie, CSUF	3
	Unterbrink, Amy, IND	3
	Winchester, Sandy, LBSU	3
5.	4 tied at	2

Games finished

1.	Foust, Kandy, CREIGHTN	2
2.	Johnson, Stacey, LATECH	1
	Moe, Kim, CAL	1
	Trupp, April, CREIGHTN	1
	Unterbrink, Amy, IND	1

Games in relief

1.	Foust, Kandy, CREIGHTN	2
2.	Unterbrink, Amy, IND	1
	Trupp, April, CREIGHTN	1
	Moe, Kim, CAL	1
	Johnson, Stacey, LATECH	1

Sac bunts allowed

1.	Winchester, Sandy, LBSU	7
2.	Martinez, Lisa, CAL	5
3.	Unterbrink, Amy, IND	4
	Foust, Kandy, CREIGHTN	4
5.	Johnson, Stacey, LATECH	3

Sac flies allowed

1.	Johnson, Stacey, LATECH	1
	LeFebvre, Susan, CSUF	1

Losses

1.	Johnson, Stacey, LATECH	2
	Winchester, Sandy, LBSU	2
	Unterbrink, Amy, IND	2
	Ishikawa, Lisa, NU	2
5.	6 tied at	1

Runners picked off

Wild pitches

1.	Clark, Connie, CSUF	1
	Cassidy, Erin, CAL	1
	Foust, Kandy, CREIGHTN	1

Balks

Hit batters

1.	Clark, Connie, CSUF	4
2.	Winchester, Sandy, LBSU	1
	Martinez, Lisa, CAL	1
	LeFebvre, Susan, CSUF	1

Intentional BB allowed

1.	Johnson, Stacey, LATECH	5
2.	Andaya, Shawn, TAMU	1
	Winchester, Sandy, LBSU	1

Hits allowed

1.	LeFebvre, Susan, CSUF	3
2.	Moe, Kim, CAL	5
	Clark, Connie, CSUF	5
4.	Trupp, April, CREIGHTN	8
5.	Ishikawa, Lisa, NU	9

Runs allowed

1.	Clark, Connie, CSUF	0
	Moe, Kim, CAL	0
3.	Foust, Kandy, CREIGHTN	1
	Martinez, Lisa, CAL	1
	LeFebvre, Susan, CSUF	1

Earned runs allowed

1.	Clark, Connie, CSUF	0
	Moe, Kim, CAL	0
	Foust, Kandy, CREIGHTN	0
	Martinez, Lisa, CAL	0
5.	LeFebvre, Susan, CSUF	1

Walks allowed

1.	Moe, Kim, CAL	1
	Martinez, Lisa, CAL	1
	LeFebvre, Susan, CSUF	1
	Clark, Connie, CSUF	1
5.	Ishikawa, Lisa, NU	2

Doubles allowed

1.	Moe, Kim, CAL	0
	Foust, Kandy, CREIGHTN	0
	Clark, Connie, CSUF	0
	LeFebvre, Susan, CSUF	0
5.	Andaya, Shawn, TAMU	1

Triples allowed

1.	Moe, Kim, CAL	0
	Foust, Kandy, CREIGHTN	0
	Clark, Connie, CSUF	0
	LeFebvre, Susan, CSUF	0
	Winchester, Sandy, LBSU	0

Home runs allowed

1.	Moe, Kim, CAL	0
	Foust, Kandy, CREIGHTN	0
	Clark, Connie, CSUF	0
	LeFebvre, Susan, CSUF	0
	Winchester, Sandy, LBSU	0

1986 Women's College World Series
Fielding Leaders (as of Apr 27, 2007)
(All games)

Hitting minimums - 1 Games
Pitching minimums - 1 Games 10 IP

Fielding pct

1.	Schwartz, Jody, CREIGHTN	1.000
	Newberry, Kathy, LBSU	1.000
	Goodin, Robin, CSUF	1.000
	Moir, Shirley, LATECH	1.000
	Moe, Kim, CAL	1.000

Chances

1.	Schwind, Mary, TAMU	53
2.	Schwartz, Jody, CREIGHTN	50
3.	Newberry, Kathy, LBSU	40
4.	Goodin, Robin, CSUF	39
5.	Berger, Caroline, IND	37

Putouts

1.	Schwind, Mary, TAMU	50
2.	Schwartz, Jody, CREIGHTN	45
3.	Newberry, Kathy, LBSU	38
4.	Goodin, Robin, CSUF	37
5.	Berger, Caroline, IND	35

Assists

1.	Deutch, Roni, CAL	19
2.	Cooper, Cindy, TAMU	17
3.	Mason, Liz, LBSU	16
4.	3 tied at	15

Fielding double plays

1.	Graham, Nancy, LBSU	2
	Moir, Laura, LATECH	2
	Anderson, Laneigh, LATECH	2
	Moir, Shirley, LATECH	2
	Newberry, Kathy, LBSU	2

Passed balls

1.	Heightley, Carrie, TAMU	2
	Haslinger, Mary, IND	2
	Haller, Meg, NU	2
4.	Gromacki, Michelle, CSUF	1
	Kantor, Lisa, CAL	1

Catchers interference

Steal attempts against

1.	Trubovitz, Sue, LBSU	5
	Winchester, Sandy, LBSU	5
	Gromacki, Michelle, CSUF	5
4.	Kantor, Lisa, CAL	4
5.	LeFebvre, Susan, CSUF	3

Stolen bases against

1.	Kantor, Lisa, CAL	4
2.	Trubovitz, Sue, LBSU	3
	Winchester, Sandy, LBSU	3
4.	3 tied at	2

Caught stealing by

1.	Gromacki, Michelle, CSUF	3
2.	Clark, Connie, CSUF	2
	Winchester, Sandy, LBSU	2
	Trubovitz, Sue, LBSU	2
5.	5 tied at	1

Errors

1.	Lee, Pam, IND	3
2.	5 tied at	2

1986 NCAA WCWS
Overall Statistics (as of Apr 30, 2007)
(All games Sorted by Batting avg)

Team	AVG	G	AB	R	H	2B	3B	HR	RBI	TB	SLG%	BB	HBP	SO	GDP	OB%	SF	SH	SB-ATT	PO	A	E	FLD%
Cal State Fullerton.	.225	5	142	13	32	5	4	0	10	45	.317	7	0	17	1	.262	0	8	2-2	114	42	4	.975
Northwestern.....	.179	2	56	0	10	1	0	0	0	11	.196	3	2	11	1	.246	0	6	1-2	45	15	5	.923
Texas A&M.....	.161	5	137	8	22	4	0	0	8	26	.190	4	1	26	0	.190	0	6	0-2	123	63	6	.969
Louisiana Tech.....	.150	2	80	3	12	2	0	0	3	14	.175	3	0	9	0	.181	0	3	1-1	66	32	0	1.000
Long Beach State....	.146	3	96	1	14	1	0	0	1	15	.156	2	3	18	0	.188	0	4	1-2	87	51	3	.979
Indiana.....	.145	4	117	4	17	2	0	0	4	19	.162	3	1	20	0	.172	1	2	5-6	105	39	7	.954
California.....	.144	4	111	3	16	1	0	0	3	17	.153	7	0	13	0	.195	0	0	1-2	94	48	4	.973
Creighton.....	.117	3	94	4	11	0	0	0	4	11	.117	11	0	17	2	.208	1	4	1-2	92	58	3	.980
Totals.....	.161		833		134		4		33		.190		7		4		2		12-19		348		.971
		28		36		16		0		158		40		131		.205		33		726		32	

(All games Sorted by Earned run avg)

Team	ERA	W-L	G	CG	SHO/CBO	SV	IP	H	R	ER	BB	SO	2B	3B	HR	AB	B/Avg	WP	HBP	BK	SFA	SHA
Northwestern.....	0.00	0-2	2	2	0/0	0	15.0	9	3	0	2	15	1	0	0	55	.164	0	0	0	0	2
Cal State Fullerton.	0.18	5-0	5	5	4/0	0	38.0	8	1	1	2	25	0	0	0	119	.067	1	5	0	1	2
Long Beach State....	0.48	1-2	3	3	1/0	0	29.0	16	3	2	7	15	3	0	0	92	.174	0	1	0	0	7
Texas A&M.....	0.51	3-2	5	5	3/0	0	41.0	20	6	3	6	28	1	1	0	144	.139	0	0	0	0	3
California.....	0.67	2-2	4	3	2/0	0	31.1	21	4	3	3	15	4	1	0	111	.189	1	1	0	0	7
Creighton.....	0.91	1-2	3	0	0/0	0	30.2	22	5	4	7	7	2	0	0	111	.198	1	0	0	0	4
Louisiana Tech.....	1.27	0-2	2	1	0/0	0	22.0	15	5	4	8	5	1	0	0	73	.205	0	0	0	1	4
Indiana.....	1.60	2-2	4	3	2/1	0	35.0	23	9	8	5	21	4	2	0	128	.180	0	0	0	0	4
Totals.....	0.72		28		12/1		242.0		36		40		16		0		.161		7		2	
		14-14		22		0		134		25		131		4		833		3		0		33

PB - Wildcats 2, Hoosiers 2, Aggies 2, Titans 1, Golden Bears 1.

(All games Sorted by Fielding pct)

Team	C	PO	A	E	FLD%	DPs	SBA	CSB	SBA%	PB	CI
Louisiana Tech.....	98	66	32	0	1.000	3	0	0	.000	0	0
Creighton.....	153	92	58	3	.980	2	1	0	1.000	0	0
Long Beach State....	141	87	51	3	.979	3	3	2	.600	0	0
Cal State Fullerton.	160	114	42	4	.975	1	2	3	.400	1	0
California.....	146	94	48	4	.973	0	4	0	1.000	1	0
Texas A&M.....	192	123	63	6	.969	0	1	1	.500	2	0
Indiana.....	151	105	39	7	.954	1	0	0	.000	2	0
Northwestern.....	65	45	15	5	.923	0	1	1	.500	2	0
Totals.....	1106		348		.971		12		.632		0
		726		32		10		7		8	

1986 NCAA WCWS- Championship Game
Cal State Fullerton vs Texas A&M
May 25, 1986 at Omaha, Neb. (Seymour Smith)

Cal State Fullerton 3 (57-9-1)

Player	AB	R	H	RBI	BB	SO	PO	A	LOB
Rogers, Chenita lf	2	0	0	0	2	0	1	0	2
Monroe, Charis ss	4	0	0	0	0	0	1	1	0
Silva, Alani rf	4	0	0	0	0	1	0	0	0
Oberg, Terri 3b	4	1	1	0	0	0	1	2	4
Ferrieri, JoAnn dh	3	0	1	1	0	0	0	0	0
Dodd, Diane pr	0	0	0	0	0	0	0	0	0
Foster, Rina cf	3	1	1	0	0	0	0	0	1
Goodin, Robin 1b	3	1	1	1	0	0	5	1	0
Gromacki, Michelle c	2	0	0	0	1	1	9	2	0
Van Kirk, Valerie 2b	2	0	1	0	0	1	4	0	0
Solis, Yvonne ph	1	0	0	0	0	0	0	0	0
Clark, Connie p	0	0	0	0	0	0	0	2	0
Totals	28	3	5	2	3	3	21	8	7

Texas A&M 0 (40-13)

Player	AB	R	H	RBI	BB	SO	PO	A	LOB
Ochoa, Zina cf	3	0	0	0	0	1	0	0	0
Rollman, Debbie rf	0	0	0	0	0	0	0	0	0
Trussell, Judy 2b	3	0	0	0	0	2	4	5	0
Cooper, Cindy 3b	3	0	0	0	0	1	1	3	0
Mizera, Liz ss	2	0	0	0	0	1	1	0	0
Andaya, Shawn p	2	0	0	0	0	1	0	3	0
Schwind, Mary 1b	1	0	0	0	0	0	8	0	0
Foster, Cindy lf	2	0	0	0	0	0	1	0	1
Newkirk, Erin rf/cf	2	0	0	0	0	1	1	0	0
Carpenter, Julie dh	1	0	0	0	0	1	0	0	0
Parks, Tory ph	1	0	1	0	0	0	0	0	0
Heightley, Carrie c	0	0	0	0	0	0	5	0	0
Totals	20	0	1	0	0	8	21	11	1

Score by Innings	R	H	E
Cal State Fullerton. 000 011 1 -	3	5	0
Texas A&M..... 000 000 0 -	0	1	1

E - TRUSSELL. LOB - Titans 7; Aggies 1. 2B - OBERG. 3B - FOSTER. HBP - MIZERA. SH - SCHWIND. CS - PARKS.

Cal State Fullerton	IP	H	R	ER	BB	SO	AB	BF
Clark, Connie	7.0	1	0	0	0	8	20	22

Texas A&M	IP	H	R	ER	BB	SO	AB	BF
Andaya, Shawn	7.0	5	3	2	3	3	28	31

Win - CLARK (20-2). Loss - ANDAYA (24-8). Save - None.
HBP - by CLARK (MIZERA). PB - HEIGHTLEY.
Umpires -
Start: 1:33 pm Time: 2:07 Attendance: 1429
Game: 1986G14

1986 NCAA WCWS- Championship Game
Cal State Fullerton vs Texas A&M - Play-by-Play
May 25, 1986 at Omaha, Neb. (Seymour Smith)

Score by Innings	R	H	E
Cal State Fullerton. 000 011 1 -	3	5	0
Texas A&M..... 000 000 0 -	0	1	1

Cal State Fullerton starters: 6/lf ROGERS; 25/ss MONROE; 18/rf SILVA; 7/3b OBERG; 21/dh FERRIERI; 5/cf FOSTER; 16/1b GOODIN; 10/c GROMACKI; 8/2b VAN KIRK; 20/p CLARK;
Texas A&M starters: 1/cf OCHOA; 6/2b TRUSSELL; 2/3b COOPER; 4/ss MIZERA; 8/p ANDAYA; 10/1b SCHWIND; 13/lf FOSTER; 12/rf NEWKIRK; 14/dh CARPENTER; 15/c HEIGHTLEY;

Cal State Fullerton 1st - ROGERS walked. MONROE reached on a fielder's choice; ROGERS out at second p to ss. SILVA popped up to 3b. OBERG lined out to 2b. 0 runs, 0 hits, 0 errors, 1 LOB.

Texas A&M 1st - OCHOA out at first c to 2b. TRUSSELL struck out. COOPER struck out. 0 runs, 0 hits, 0 errors, 0 LOB.

Cal State Fullerton 2nd - FERRIERI popped up to 2b. FOSTER popped up to 2b. GOODIN flied out to lf. 0 runs, 0 hits, 0 errors, 0 LOB.

Texas A&M 2nd - MIZERA hit by pitch. ANDAYA popped up to 2b. SCHWIND out at first p to 2b, SAC; MIZERA advanced to second. FOSTER grounded out to ss. 0 runs, 0 hits, 0 errors, 1 LOB.

Cal State Fullerton 3rd - GROMACKI flied out to rf. VAN KIRK struck out. ROGERS grounded out to 2b. 0 runs, 0 hits, 0 errors, 0 LOB.

Texas A&M 3rd - NEWKIRK out at first 1b to 2b. CARPENTER struck out. OCHOA grounded out to p. 0 runs, 0 hits, 0 errors, 0 LOB.

Cal State Fullerton 4th - MONROE grounded out to p. SILVA struck out. OBERG grounded out to 2b. 0 runs, 0 hits, 0 errors, 0 LOB.

Texas A&M 4th - TRUSSELL struck out. COOPER popped up to 1b. MIZERA popped up to c. 0 runs, 0 hits, 0 errors, 0 LOB.

Cal State Fullerton 5th - FERRIERI grounded out to 3b. FOSTER tripled to right center. GOODIN reached on a fielder's choice, RBI; FOSTER scored. GROMACKI struck out. VAN KIRK singled through the left side; GOODIN advanced to second. ROGERS grounded out to 3b. 1 run, 2 hits, 0 errors, 2 LOB.

Texas A&M 5th - ANDAYA struck out. SCHWIND grounded out to 3b. FOSTER grounded out to 3b. 0 runs, 0 hits, 0 errors, 0 LOB.

Cal State Fullerton 6th - MONROE grounded out to 2b. SILVA popped up to 2b. OBERG doubled to center field. FERRIERI singled to right center, RBI; OBERG scored. DODD pinch ran for FERRIERI. DODD advanced to second on a passed ball. FOSTER grounded out to p. 1 run, 2 hits, 0 errors, 1 LOB.

Texas A&M 6th - NEWKIRK struck out. PARKS pinch hit for CARPENTER. PARKS singled through the left side. OCHOA struck out. PARKS out at second c to ss, caught stealing. 0 runs, 1 hit, 0 errors, 0 LOB.

Cal State Fullerton 7th - ROLLMAN to rf for OCHOA. NEWKIRK to cf. GOODIN singled up the middle. GROMACKI walked; GOODIN advanced to second. SOLIS pinch hit for VAN KIRK. SOLIS reached on a fielder's choice, advanced to second; GROMACKI advanced to third; GOODIN advanced to third on a throwing error by 2b, scored, unearned. VAN KIRK to 2b for SOLIS. ROGERS intentionally walked. MONROE reached on a fielder's choice; ROGERS advanced to second; VAN KIRK advanced to third; GROMACKI out at home 2b to c. SILVA reached on a fielder's choice; MONROE advanced to second; ROGERS advanced to third; VAN KIRK out at home 2b to c. OBERG grounded out to 3b. 1 run, 1 hit, 1 error, 3 LOB.

Texas A&M 7th - TRUSSELL flied out to lf. COOPER popped up to 3b. MIZERA struck out. 0 runs, 0 hits, 0 errors, 0 LOB.

1987 National Collegiate Division I Women's

SOFTBALL CHAMPIONSHIP

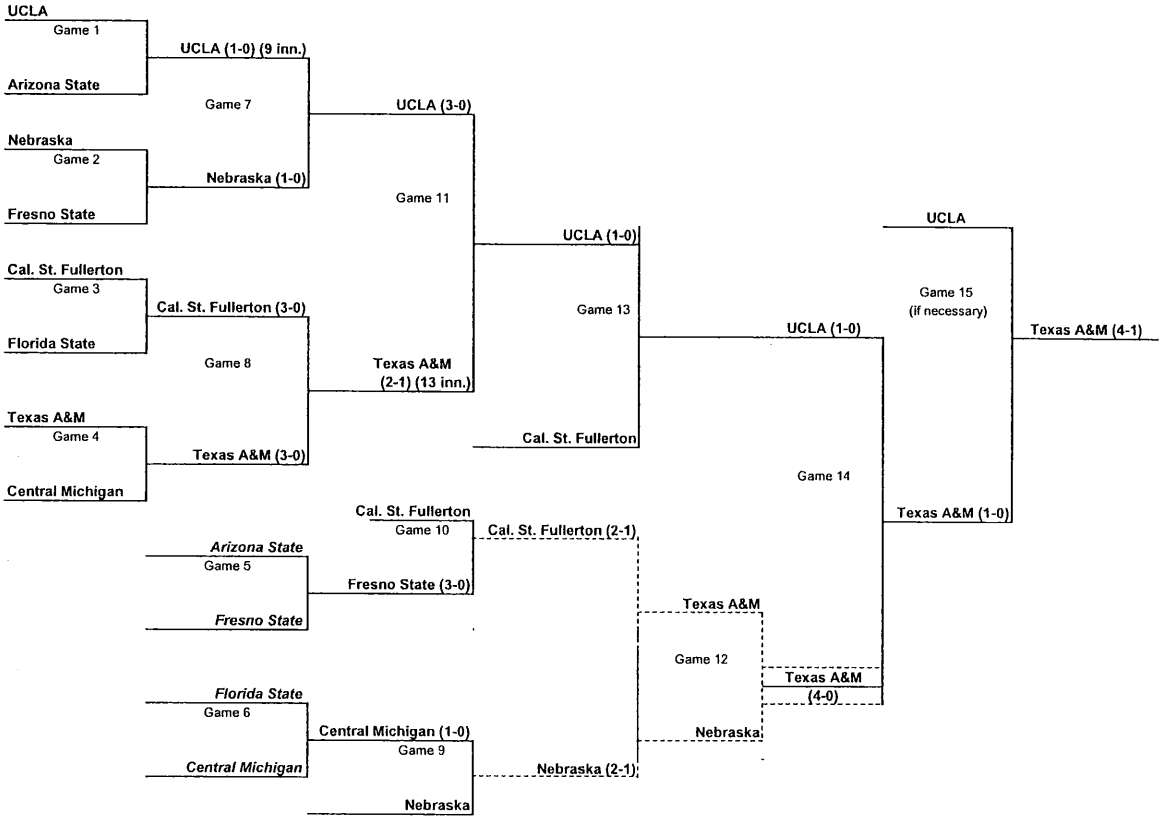

1987 Team Rosters

NCAA Women's College World Series

Arizona State Sun Devils

No.	Name
10	Dina Buccola
11	Linda Neeley
14	Yvette Baltazar
15	Kathy Escarcega
16	Stephanie May
18	Michele Gravatt
19	Joelle Wilkerson
20	Cheryl Persinger
21	Donna Stewart
22	Karen Fifield
23	Sheila Winchell
25	Becky Stevens
26	Jodi Rathburn
27	Lisa Mahl

Head Coach: Mary Littlewood

Cal State Fulleton Titans

No.	Name
2	Cheryl Dazalla
4	Lisa Baker
5	Rina Foster
6	Chenita Rogers
7	Chris Gage
8	Valerie Van Kirk
9	Carey Hess
10	Michelle Gromacki
12	Kristine Glomboske
14	Paula DeBree
15	Debbie Schneider
16	Valerie Douglas
18	Alani Silva
20	Connie Clark
21	Melissa Coombes
22	Kristin Goodall
23	Yvonne Solis
24	Cathi Hall
25	Charis Monroe
44	Janis Okerlund

Head Coach: Judi Garman

Central Michigan

No.	Name
3	Julie Bouck
5	Lisa Dipzinski
9	Cheryl Hein
10	Beth Bull
11	Lynette Green
13	Carol Baaki
15	Kathy Moody
16	Heidi McLane
18	Cathy Wylie
19	Kelly VanderMolen
20	Karen Wongstrom
21	Ann Marie DeSmet
22	Lori Swanson
24	Kris Tipmore
25	Jamie Brink
26	Linda Webb
27	Lynette McAllister
28	Michelle Cranick

Head Coach: Margo Jonker

Florida State Seminoles

No.	Name
11	MarySamantha Stevens
12	Lynn Steele
13	Judi Davison
16	Tracy Simmons
18	Lori Crouse
20	Suzanne Cooper
21	Carolyn Fiero
22	Julie Larsen
25	Tiffany Daniels
26	Daphne Russell
27	Kari Keith
28	Debbie DeJohn
31	Jill Bellamy
34	Laurie Tiedt

Head Coach: Dr. JoAnne Graf

Fresno State Bulldogs

No.	Name
5	Gina Ciandro
18	Kathy Mayer
20	Shelly Morrison
21	Lori Romeiro-Gardner
24	Jill rolen
25	Kirstin Morgado
30	Carle Dever
32	Laura Mecedo
33	Martha Noffsinger
35	Karen Pyle
38	Gena Strang
40	Kim Mecum
41	Melanie Parrent
42	Shelly Stokes
45	Karin Richter

Head Coach: Margie Wright

Nebraska Cornhuskers

No.	Name
1	Leeanna Miles
3	Amy Love
4	Margie Ogrodwicz
5	Lori Richins
6	Cindy Pinkerton
7	Lisa Winchester
8	Rhonda Gorraiz
9	Anne Shasteen
10	Katy Wolda
11	Jill Rishel
12	Ruth Chatwin
13	Cindy Wichman
14	Marlys Handley
15	Jane Kremer
16	Lori Sippel
17	Donna Deardorff
18	Janelle Frese

Head Coach: Ron Wolforth

Texas A&M Aggies

No.	Name
1	Zina Ochoa
2	Julie Smith
5	Tory Parks
6	Judy Trussell
7	Renee Blaha
8	Shawn Andaya
9	Kelli Biggs
10	Liz Mizera
11	Karen Robertson
12	Erin Newkirk
14	Julie Carpenter
15	Carrie Heightley
18	Erika Eriksson

Head Coach: Bob Brock

UCLA Bruins

No.	Name
1	Gina Holstrom
3	Kathy Lorenz
4	Samantha Ford
5	Michelle Montgomery
7	Sandra Arledge
9	Lisa Longaker
10	Diana Forman
11	Donna Forman
13	Michelle Phillips
14	Janice Parks
16	Cindy Bird
17	Karen Walker
18	Shauna Wattenberg
21	Stacy Sunny
22	Monica Tourville
24	Lisa Hankerd

Head Coach: Sharon Backus

1987 Women's College World Series
Batting Leaders (as of Apr 27, 2007)
(All games)

Hitting minimums - 1 Games 10 AB 0.1 AB/Game 0.3 TPA/Game
Pitching minimums - 1 Games 10 IP

Batting avg

1.	Rogers, Chenita, CSUF	.467
2.	Miles, Leeanna, NEB	.400
	Tipmore, Kris, CMU	.400
4.	Smith, Julie, TAMU	.391
5.	Parks, Janice, UCLA	.333

Slugging pct

1.	Wattenberg, Shauna, UCLA	.583
2.	Rogers, Chenita, CSUF	.533
3.	Parks, Janice, UCLA	.444
4.	Miles, Leeanna, NEB	.400
	Tipmore, Kris, CMU	.400

On base pct

1.	Rogers, Chenita, CSUF	.471
2.	Wattenberg, Shauna, UCLA	.429
3.	Smith, Julie, TAMU	.417
4.	Parks, Janice, UCLA	.400
	Mizera, Liz, TAMU	.400

Runs scored

1.	Smith, Julie, TAMU	5
2.	Trussell, Judy, TAMU	4
3.	5 tied at	2

Hits

1.	Smith, Julie, TAMU	9
2.	Rogers, Chenita, CSUF	7
3.	Trussell, Judy, TAMU	6
	Arledge, Sandra, UCLA	6
	Parks, Janice, UCLA	6

Runs batted in

1.	Mizera, Liz, TAMU	3
2.	8 tied at	2

Doubles

1.	Wattenberg, Shauna, UCLA	3
2.	Parks, Janice, UCLA	2
3.	14 tied at	1

Triples

Home runs

1.	Strang, Gena, FRESNOST	1

Total bases

1.	Smith, Julie, TAMU	9
2.	Parks, Janice, UCLA	8
	Rogers, Chenita, CSUF	8
4.	3 tied at	7

Walks

1.	Andaya, Shawn, TAMU	4
2.	Mizera, Liz, TAMU	3
3.	6 tied at	2

Hit by pitch

1.	Gromacki, Michelle, CSUF	2
2.	Kremer, Jane, NEB	1
	Arledge, Sandra, UCLA	1

Sac bunts

1.	Foster, Rina, CSUF	4
2.	Trussell, Judy, TAMU	2
	Wattenberg, Shauna, UCLA	2
	Ogrodwicz, Margie, NEB	2
	Hankerd, Lisa, UCLA	2

Sac flies

1.	Eriksson, Erika, TAMU	1
	Rogers, Chenita, CSUF	1

Stolen bases

1.	12 tied at	1

Total plate appearances

1.	Smith, Julie, TAMU	24
2.	Trussell, Judy, TAMU	23
3.	Andaya, Shawn, TAMU	22
4.	3 tied at	21

At bats

1.	Smith, Julie, TAMU	23
2.	Trussell, Judy, TAMU	21
3.	Arledge, Sandra, UCLA	20
4.	Newkirk, Erin, TAMU	19
	Hankerd, Lisa, UCLA	19

Steal attempts

1.	Smith, Julie, TAMU	2
2.	16 tied at	1

Strikeouts

1.	Newkirk, Erin, TAMU	7
2.	7 tied at	5

Caught stealing

1.	Smith, Julie, TAMU	2
2.	Miles, Leeanna, NEB	1
	Gromacki, Michelle, CSUF	1
	Rogers, Chenita, CSUF	1
	Heightley, Carrie, TAMU	1

Grounded into DP

1.	Wylie, Cathy, CMU	1
	Richins, Lori, NEB	1
	Smith, Julie, TAMU	1
	Richter, Karin, FRESNOST	1
	Lorenz, Kathy, UCLA	1

1987 Women's College World Series
Pitching Leaders (as of Apr 27, 2007)
(All games)

Hitting minimums - 1 Games 10 AB 0.1 AB/Game 0.3 TPA/Game
Pitching minimums - 1 Games 10 IP

Earned run avg

1.	Wongstrom, Karen, CMU	0.00
	Parrent, Melanie, FRESNOST.	0.00
3.	Andaya, Shawn, TAMU	0.15
4.	Longaker, Lisa, UCLA	0.29
5.	Sippel, Lori, NEB	0.50

Opposing bat avg

1.	Longaker, Lisa, UCLA	.115
2.	Clark, Connie, CSUF	.126
3.	Wongstrom, Karen, CMU	.138
4.	Andaya, Shawn, TAMU	.140
5.	Parrent, Melanie, FRESNOST.	.155

Innings pitched

1.	Andaya, Shawn, TAMU	48.0
2.	Clark, Connie, CSUF	33.0
3.	Longaker, Lisa, UCLA	24.0
4.	Ford, Samantha, UCLA	19.0
5.	Wongstrom, Karen, CMU	17.2

Batters struck out

1.	Andaya, Shawn, TAMU	51
2.	Clark, Connie, CSUF	28
3.	Longaker, Lisa, UCLA	26
4.	Ford, Samantha, UCLA	12
5.	Stewart, Donna, ASU	10

Batters SO out looking

1.	Stewart, Donna, ASU	1
	Romeiro-Gardner,Lori, FRESN	1
	Clark, Connie, CSUF	1
	Longaker, Lisa, UCLA	1

Wins

1.	Andaya, Shawn, TAMU	5
2.	Longaker, Lisa, UCLA	3
3.	Clark, Connie, CSUF	2
4.	5 tied at	1

Saves

1.	Longaker, Lisa, UCLA	1

Appearances

1.	Andaya, Shawn, TAMU	6
2.	Longaker, Lisa, UCLA	5
3.	Clark, Connie, CSUF	4
4.	3 tied at	3

Games started

1.	Andaya, Shawn, TAMU	6
2.	Clark, Connie, CSUF	4
3.	Longaker, Lisa, UCLA	3
4.	7 tied at	2

Games finished

1.	Longaker, Lisa, UCLA	2
2.	Ford, Samantha, UCLA	1
	Parrent, Melanie, FRESNOST.	1
	Wongstrom, Karen, CMU	1

Games in relief

1.	Longaker, Lisa, UCLA	2
2.	Ford, Samantha, UCLA	1
	Wongstrom, Karen, CMU	1
	Parrent, Melanie, FRESNOST.	1

Sac bunts allowed

1.	Clark, Connie, CSUF	6
2.	Wongstrom, Karen, CMU	4
	Andaya, Shawn, TAMU	4
4.	Deardorff, Donna, NEB	3
	Sippel, Lori, NEB	3

Sac flies allowed

1.	Parrent, Melanie, FRESNOST.	1
	Deardorff, Donna, NEB	1

Losses

1.	Stewart, Donna, ASU	2
	Clark, Connie, CSUF	2
	Larsen, Julie, FLST	2
4.	9 tied at	1

Runners picked off

1.	Longaker, Lisa, UCLA	1
	Fiero, Carolyn, FLST	1

Wild pitches

1.	Ford, Samantha, UCLA	2
2.	Stewart, Donna, ASU	1
	Sippel, Lori, NEB	1
	Andaya, Shawn, TAMU	1
	Longaker, Lisa, UCLA	1

Balks

Hit batters

1.	Ford, Samantha, UCLA	1
	Clark, Connie, CSUF	1
	Andaya, Shawn, TAMU	1
	Romeiro-Gardner,Lori, FRESN	1

Intentional BB allowed

1.	Deardorff, Donna, NEB	2
	Andaya, Shawn, TAMU	2
3.	Phillips, Michelle, UCLA	1
	Clark, Connie, CSUF	1

Hits allowed

1.	Wongstrom, Karen, CMU	8
2.	Longaker, Lisa, UCLA	9
	Parrent, Melanie, FRESNOST.	9
4.	Deardorff, Donna, NEB	10
5.	Larsen, Julie, FLST	12

Runs allowed

1.	Longaker, Lisa, UCLA	1
2.	Wongstrom, Karen, CMU	2
	Parrent, Melanie, FRESNOST.	2
4.	Ford, Samantha, UCLA	3
	Andaya, Shawn, TAMU	3

Earned runs allowed

1.	Parrent, Melanie, FRESNOST.	0
	Wongstrom, Karen, CMU	0
3.	Longaker, Lisa, UCLA	1
	Sippel, Lori, NEB	1
	Andaya, Shawn, TAMU	1

Walks allowed

1.	Larsen, Julie, FLST	1
	Ford, Samantha, UCLA	1
3.	Wongstrom, Karen, CMU	2
4.	Parrent, Melanie, FRESNOST.	3
5.	Stewart, Donna, ASU	4

Doubles allowed

1.	Wongstrom, Karen, CMU	0
2.	Larsen, Julie, FLST	1
	Ford, Samantha, UCLA	1
	Clark, Connie, CSUF	1
	Longaker, Lisa, UCLA	1

Triples allowed

1.	Wongstrom, Karen, CMU.....	0
	Larsen, Julie, FLST.....	0
	Ford, Samantha, UCLA.....	0
	Clark, Connie, CSUF.....	0
	Longaker, Lisa, UCLA.....	0

Home runs allowed

1.	Wongstrom, Karen, CMU.....	0
	Larsen, Julie, FLST.....	0
	Ford, Samantha, UCLA.....	0
	Clark, Connie, CSUF.....	0
	Longaker, Lisa, UCLA.....	0

1987 Women's College World Series
Fielding Leaders (as of Apr 27, 2007)
(All games)

Hitting minimums - 1 Games
Pitching minimums - 1 Games 10 IP

Fielding pct

1.	Tourville, Monica, UCLA....	1.000
	Coombes, Melissa, CSUF.....	1.000
	Gromacki, Michelle, CSUF...	1.000
	Mizera, Liz, TAMU.....	1.000
	Smith, Julie, TAMU.....	1.000

Chances

1.	Heightley, Carrie, TAMU....	58
2.	Biggs, Kelli, TAMU.....	52
3.	Tourville, Monica, UCLA....	45
4.	Coombes, Melissa, CSUF.....	38
5.	Gromacki, Michelle, CSUF...	35

Putouts

1.	Heightley, Carrie, TAMU....	55
2.	Biggs, Kelli, TAMU.....	47
3.	Tourville, Monica, UCLA....	40
4.	Gromacki, Michelle, CSUF...	34
5.	Coombes, Melissa, CSUF.....	32

Assists

1.	Trussell, Judy, TAMU.....	21
2.	Mizera, Liz, TAMU.....	20
3.	Andaya, Shawn, TAMU.....	16
4.	Dever, Carle, FRESNOST.....	14
5.	Gorraiz, Rhonda, NEB.....	13

Fielding double plays

1.	Coombes, Melissa, CSUF.....	3
	Wolda, Katy, NEB.....	3
3.	4 tied at.....	2

Passed balls

1.	Wilkerson, Joelle, ASU.....	2
	Heightley, Carrie, TAMU....	2
3.	Fiero, Carolyn, FLST.....	1

Catchers interference

1.	Heightley, Carrie, TAMU....	1

Steal attempts against

1.	Tourville, Monica, UCLA....	6
2.	Longaker, Lisa, UCLA.....	5
3.	Andaya, Shawn, TAMU.....	3
4.	7 tied at.....	2

Stolen bases against

1.	7 tied at.....	2

Caught stealing by

1.	Tourville, Monica, UCLA....	5
2.	Longaker, Lisa, UCLA.....	4
3.	Andaya, Shawn, TAMU.....	1
	Ford, Samantha, UCLA.....	1
	Heightley, Carrie, TAMU....	1

Errors

1.	Holmstrom, Gina, UCLA.....	3
2.	Biggs, Kelli, TAMU.....	2
	Kremer, Jane, NEB.....	2
	Wolda, Katy, NEB.....	2
5.	17 tied at.....	1

1987 Women's College World Series
Overall Statistics (as of Apr 30, 2007)
(All games Sorted by Batting avg)

Team	AVG	G	AB	R	H	2B	3B	HR	RBI	TB	SLG%	BB	HBP	SO	GDP	OB%	SF	SH	SB-ATT	PO	A	E	FLD%
Texas A&M.....	.228	6	167	14	38	3	0	0	12	41	.246	9	0	27	1	.266	1	6	3-6	144	71	5	.977
UCLA.....	.201	6	149	7	30	7	0	0	5	37	.248	9	1	33	1	.252	0	7	0-0	129	34	6	.964
Cal State Fullerton.	.195	4	118	6	23	5	0	0	5	28	.237	4	2	27	0	.232	1	7	1-3	99	37	1	.993
Central Michigan....	.181	3	72	2	13	2	0	0	1	15	.208	3	0	15	1	.213	0	2	4-4	60	16	2	.974
Nebraska.....	.172	4	87	3	15	1	0	0	3	16	.184	4	1	27	1	.217	0	6	1-2	81	33	5	.958
Fresno State.....	.136	3	66	4	9	1	0	1	3	13	.197	6	0	16	1	.208	0	2	3-3	59	31	2	.978
Florida State.....	.087	2	46	0	4	0	0	0	0	4	.087	0	0	7	0	.087	0	0	0-0	39	19	4	.935
Arizona State.....	.074	2	54	0	4	0	0	0	0	4	.074	2	0	6	0	.107	0	0	0-0	44	18	1	.984
Totals.....	.179		759		136		0		29		.208		4		5		2		12-18		259		.972
		30		36		19		1		158		37		158		.221		30		655		26	

CI - Aggies 1.

(All games Sorted by Earned run avg)

Team	ERA	W-L	G	CG	SHO/CBO	SV	IP	H	R	ER	BB	SO	2B	3B	HR	AB	B/Avg	WP	HBP	BK	SFA	SHA
Texas A&M.....	0.15	5-1	6	6	3/0	0	48.0	23	3	1	5	51	4	0	0	164	.140	1	1	0	0	4
Fresno State.....	0.36	1-2	3	2	1/0	0	19.2	15	3	1	3	6	2	0	0	71	.211	0	1	0	1	3
Cal State Fullerton.	0.64	2-2	4	4	1/0	0	33.0	13	4	3	5	28	1	0	0	103	.126	0	1	0	0	6
Nebraska.....	0.78	2-2	4	4	1/0	0	27.0	22	8	3	11	16	5	0	0	95	.232	1	0	0	1	6
UCLA.....	0.81	4-2	6	3	4/2	1	43.0	24	5	5	6	38	2	0	0	149	.161	3	1	0	0	3
Central Michigan....	1.05	1-2	3	2	1/0	0	20.0	13	5	3	2	5	1	0	0	70	.186	0	0	0	0	5
Arizona State.....	1.43	0-2	2	2	0/0	0	14.2	14	4	3	4	10	3	0	1	55	.255	1	0	0	0	2
Florida State.....	1.62	0-2	2	2	0/0	0	13.0	12	4	3	1	4	1	0	0	52	.231	0	0	0	0	1
Totals.....	0.71		30		11/2		218.1		36		37		19		1		.179		4		2	
		15-15		25		1		136		22		158		0		759		6		0		30

PB - Sun Devils 2, Aggies 2, Seminoles 1. Pickoffs - Seminoles 1, Bruins 1.

(All games Sorted by Fielding pct)

Team	C	PO	A	E	FLD%	DPs	SBA	CSB	SBA%	PB	CI
Cal State Fullerton.	137	99	37	1	.993	4	1	0	1.000	0	0
Arizona State.....	63	44	18	1	.984	2	1	0	1.000	2	0
Fresno State.....	92	59	31	2	.978	1	0	0	.000	0	0
Texas A&M.....	220	144	71	5	.977	2	2	1	.667	2	1
Central Michigan....	78	60	16	2	.974	0	1	0	1.000	0	0
UCLA.....	169	129	34	6	.964	0	1	5	.167	0	0
Nebraska.....	119	81	33	5	.958	3	4	0	1.000	0	0
Florida State.....	62	39	19	4	.935	1	2	0	1.000	1	0
Totals.....	940		259		.972		12		.667		1
		655		26		13		6		5	

1987 NCAA WCWS- Championship Game
UCLA vs Texas A&M
May 24, 1987 at Omaha, Neb. (Seymour Smith)

UCLA 1 (50-10)

Player	AB	R	H	RBI	BB	SO	PO	A	LOB
Arledge, Sandra lf.....	3	1	1	0	0	0	3	0	0
Hankerd, Lisa ss.....	3	0	0	0	0	2	2	4	0
Parks, Janice 3b.....	3	0	1	1	0	1	0	4	0
Holmstrom, Gina 1b.....	3	0	0	0	0	0	8	0	2
Sunny, Stacy cf.....	3	0	0	0	0	0	3	0	0
Walker, Karen rf.....	3	0	0	0	0	2	0	0	0
Lorenz, Kathy dh.....	2	0	0	0	1	0	0	0	0
Tourville, Monica c.....	2	0	0	0	0	0	2	0	1
Wattenberg, Shauna 2b....	2	0	0	0	0	1	0	0	0
Phillips, Michelle p.....	0	0	0	0	0	0	0	0	0
Ford, Samantha p.....	0	0	0	0	0	0	0	0	0
Totals.....	24	1	2	1	1	6	18	8	3

Texas A&M 4 (55-9)

Player	AB	R	H	RBI	BB	SO	PO	A	LOB
Smith, Julie 2b.....	4	2	3	0	0	0	3	2	0
Trussell, Judy 3b.....	4	1	2	0	0	0	0	3	2
Andaya, Shawn p.....	3	0	1	2	0	0	0	2	0
Mizera, Liz ss.....	2	0	1	0	1	0	2	4	0
Eriksson, Erika dh.....	2	0	1	0	0	1	0	0	0
Blaha, Renee pr/dh.....	1	1	0	0	0	0	0	0	0
Parks, Tory rf.....	3	0	0	0	0	0	1	0	1
Heightley, Carrie c.....	3	0	0	0	0	0	6	0	3
Newkirk, Erin cf.....	3	0	1	1	0	0	0	0	0
Ochoa, Zina lf.....	3	0	1	0	0	0	1	0	1
Biggs, Kelli 1b.....	0	0	0	0	0	0	8	0	0
Totals.....	28	4	10	3	1	1	21	11	7

Score by Innings		R	H	E
UCLA.....	000 001 0	1	2	1
Texas A&M.....	100 120 X	4	10	1

E - HOLMSTROM; ANDAYA. LOB - Bruins 3; Aggies 7. 2B - PARKS.

UCLA	IP	H	R	ER	BB	SO	AB	BF
Phillips, Michelle..	0.0	3	1	1	1	0	3	4
Ford, Samantha.....	6.0	7	3	3	0	1	25	25

Texas A&M	IP	H	R	ER	BB	SO	AB	BF
Andaya, Shawn.....	7.0	2	1	1	1	6	24	25

Win - ANDAYA (36-6). Loss - PHILLIPS (14-2). Save - None.
WP - FORD 2.
Umpires - HP: Gonyra 1B: DeVrieze 3B: Downs
Start: 3:30 pm Time: 1:29 Attendance: 836
PHILLIPS faced 4 batters in the 1st.
Game: 1987G15

1987 NCAA WCWS- Championship Game
UCLA vs Texas A&M - Play-by-Play
May 24, 1987 at Omaha, Neb. (Seymour Smith)

Score by Innings					R	H	E
UCLA.....	000	001	0	-	1	2	1
Texas A&M.....	100	120	X	-	4	10	1

UCLA starters: 7/lf ARLEDGE; 24/ss HANKERD; 14/3b PARKS; 1/1b HOLMSTROM; 21/cf SUNNY; 17/rf WALKER K.; 3/dh LORENZ; 22/c TOURVILLE; 18/2b WATTENBERG; 13/p PHILLIPS;
Texas A&M starters: 2/2b SMITH J.; 6/3b TRUSSELL; 8/p ANDAYA; 10/ss MIZERA; 18/dh ERIKSSON; 5/rf PARKS; 15/c HEIGHTLEY; 12/cf NEWKIRK; 1/lf OCHOA; 9/1b BIGGS;

UCLA 1st - ARLEDGE flied out to rf. HANKERD struck out. PARKS struck out. 0 runs, 0 hits, 0 errors, 0 LOB.

Texas A&M 1st - SMITH J. singled to left field. TRUSSELL singled through the left side; SMITH J. advanced to second. ANDAYA singled up the middle, advanced to second on the throw, RBI; TRUSSELL advanced to third; SMITH J. scored. MIZERA intentionally walked. FORD to p for PHILLIPS. ERIKSSON struck out. PARKS reached on a fielder's choice; MIZERA advanced to second; ANDAYA advanced to third; TRUSSELL out at home ss to c. HEIGHTLEY flied out to cf. 1 run, 3 hits, 0 errors, 3 LOB.

UCLA 2nd - HOLMSTROM grounded out to ss. SUNNY grounded out to ss. WALKER K. grounded out to 3b. 0 runs, 0 hits, 0 errors, 0 LOB.

Texas A&M 2nd - NEWKIRK flied out to lf. OCHOA flied out to lf. SMITH J. popped up to ss. 0 runs, 0 hits, 0 errors, 0 LOB.

UCLA 3rd - LORENZ grounded out to 2b. TOURVILLE grounded out to 2b. WATTENBERG grounded out to p. 0 runs, 0 hits, 0 errors, 0 LOB.

Texas A&M 3rd - TRUSSELL grounded out to 3b. ANDAYA flied out to cf. MIZERA popped up to 1b. 0 runs, 0 hits, 0 errors, 0 LOB.

UCLA 4th - ARLEDGE reached on a fielding error by p. HANKERD reached on a fielder's choice; ARLEDGE out at second 3b to 2b. PARKS reached on a fielder's choice; HANKERD out at second ss to 2b. HOLMSTROM flied out to lf. 0 runs, 0 hits, 1 error, 1 LOB.

Texas A&M 4th - ERIKSSON singled up the middle. BLAHA pinch ran for ERIKSSON. PARKS flied out to cf. HEIGHTLEY grounded out to 3b; BLAHA advanced to second. BLAHA advanced to third on a wild pitch. NEWKIRK singled down the lf line, RBI; BLAHA scored. OCHOA flied out to lf. 1 run, 2 hits, 0 errors, 1 LOB.

UCLA 5th - SUNNY grounded out to p. WALKER K. struck out. LORENZ walked. TOURVILLE reached on a fielder's choice; LORENZ out at second ss to 2b. 0 runs, 0 hits, 0 errors, 1 LOB.

Texas A&M 5th - SMITH J. singled down the lf line. TRUSSELL singled, bunt; SMITH J. advanced to second, advanced to third on an error by 1b. ANDAYA grounded out to 3b, RBI; TRUSSELL advanced to third; SMITH J. scored. TRUSSELL scored on a wild pitch. MIZERA singled to center field. BLAHA to dh. BLAHA grounded out to ss; MIZERA advanced to second. PARKS grounded out to ss. 2 runs, 3 hits, 1 error, 1 LOB.

UCLA 6th - WATTENBERG struck out. ARLEDGE singled to right field. HANKERD struck out. PARKS doubled to right field, RBI; ARLEDGE scored. HOLMSTROM lined out to ss. 1 run, 2 hits, 0 errors, 1 LOB.

Texas A&M 6th - HEIGHTLEY grounded out to ss. NEWKIRK grounded out to 3b. OCHOA singled to left field. SMITH J. singled to center field; OCHOA advanced to second. TRUSSELL popped up to ss. 0 runs, 2 hits, 0 errors, 2 LOB.

UCLA 7th - SUNNY lined out to ss. WALKER K. struck out. LORENZ grounded out to 3b. 0 runs, 0 hits, 0 errors, 0 LOB.

1988 National Collegiate Division I Women's

SOFTBALL CHAMPIONSHIP

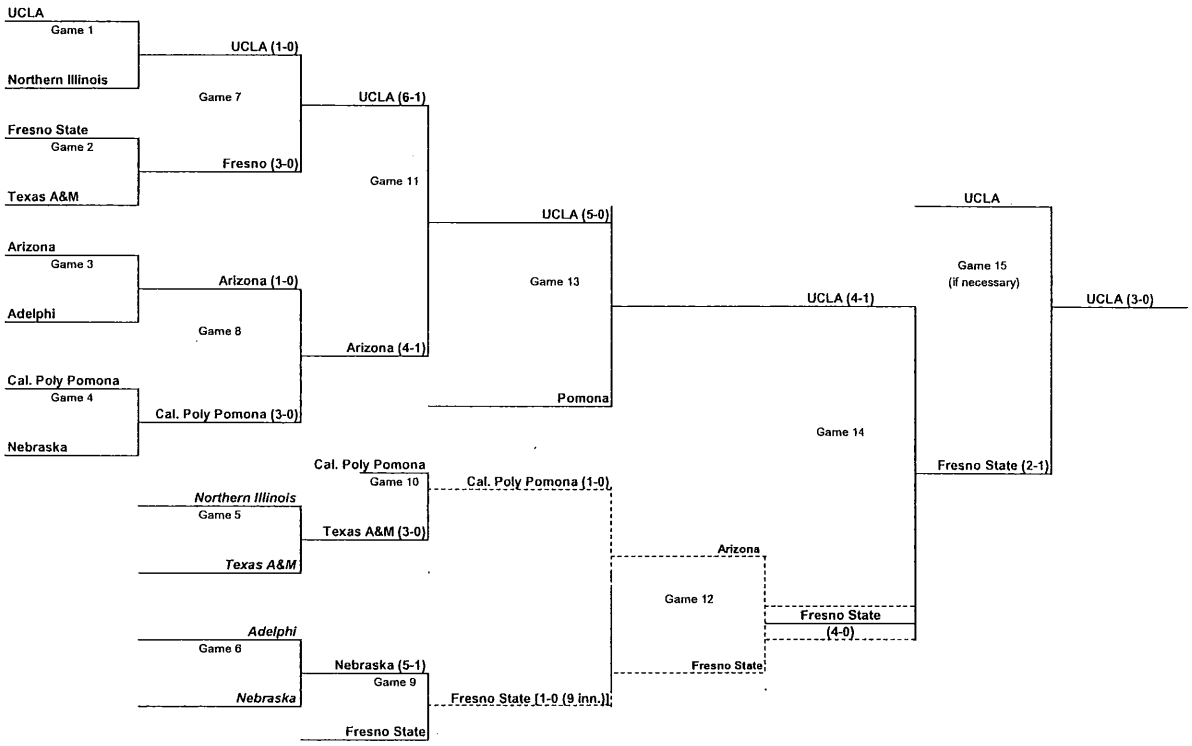

1988 Team Rosters

NCAA® Women's College World Series

Adelphi Panthers

No.	Name
2	Jenny Cardone
5	Kristin Peterson
6	Allyson Wolper
7	Chris Kelliher
8	Marybeth Lasbury
10	Lori Mongillo
11	Ellen Spruce
12	Doreen Lumbra
15	Dee Dee Coyne
16	Robin Bartholomew
17	Sally Bowman
18	Tracy Bryant
21	Maryann Concessi

Head Coach: Kathyrn Raub

Arizona Wildcats

No.	Name
2	Lisa Bautista
4	Julie Standering
5	Jamie Wheat
6	Vivian Holm
7	Kristin Gauthier
8	Heidi Halbwachs
10	Heidi Lievens
11	Tammy McKinney
12	Stacy Engel
13	Jane Dougall
14	Teresa Cherry
15	Karen Koebensky
17	Leslie VanOver
19	Tracy Almhjell
22	Suzie Lady
23	Jeannette Amado
24	Ginnie Scheller

Head Coach: Mike Candrea

Cal Poly Pomona Broncos

No.	Name
1	Nicky Luce
2	Lori Thomas
3	Margy Pedroza
5	Kris Rokosz
7	Betsy Burr
8	Lisa Montes
9	Kandi Burke
10	Nikki Busch
11	Heather DeLuca
12	Holly DeLuca
15	Denise Correa
17	Lori Thompson
18	Alison Stowell
19	Dana Ramos

Head Coach: Carol Spanks

Fresno State Bulldogs

No.	Name
5	Gina Ciandro
10	Jill Polanco
18	Kathy Mayer
20	Shelly Morrison
25	RaeAnn Pifferini
30	Carle Dever
32	Laura Macedo
33	Martha Noffsinger
35	Shelly Stokes
38	Gena Strang
40	Jill Rafel
41	Melanie Parrent
42	Gina LoPiccolo
44	Carol Taniguchi
45	Karin Richter

Head Coach: Margie Wright

Nebraska Cornhuskers

No.	Name
1	Leeanna Miles
4	Margie Ogrodwicz
5	Deb Hoffman
6	Cindy Pinkerton
9	Jennifer Biallas
10	Katy Wolda
11	Jill Rishel
12	Ruth Chatwin
13	Ann Halsne
14	Andrea Young
15	Jane Kremer
16	Lori Sippel
17	Donna Deardorff
18	Janelle Frese

Head Coach: Ron Wolforth

Northern Illinois Huskies

No.	Name
8	Jennie Hughes
10	Pat Faletti
11	Kathy Bulow
14	Susie Conway
15	Amy Veld
16	Laura Peterson
17	Kim Crotinger
18	Sue Alexander
19	Jeanne Richeal
20	Julie Sexton
21	Beth Schrader
22	Maria Leake
23	Jill Justin
24	Sue Kause
26	Heidi Hutchison
27	Lisa Gilfoy
28	Shari Edwards
30	Lynn Lacy

Head Coach:
Dee Abrahamson

Texas A&M Aggies

No.	Name
1	Zina Ochoa
2	Julie Smith
5	Tory Parks
6	Barbara Kajs
7	Renee Blaha
8	Catherine Stedman
10	Liz Mizera
11	Karen Robertson
12	Erin Newkirk
14	Julie Carpenter
15	Carrie Heightly
16	Rhonda Halbert
17	Stacey Crainer
18	Erika Eriksson

Head Coach: Bob Brock

UCLA Bruins

No.	Name
1	Lorraine Maynez
3	Bea Chiaravanont
4	Samantha Ford
7	Shanna Flynn
9	Lisa Longaker
10	Michelle Montgomery
11	Erica Ziencina
12	Kerry Dienelt
14	Janice Parks
15	Missy Phillips
17	Karen Walker
21	Stacy Sunny
22	Monica Tourville
24	Lisa Hankerd

Head Coaches: Sharon Backus

1988 Women's College World Series
Batting Leaders (as of Apr 30, 2007)
(All games)

Hitting minimums - 1 Games 10 AB
Pitching minimums - 1 Games 10 IP

Batting avg

1.	Flynn, Shanna, UCLA	.450
2.	Pifferini, RaeAnn, FRESNOST	.381
3.	Lievens, Heidi, ARIZ	.364
	Kremer, Jane, NEB	.364
5.	Dienelt, Kerry, UCLA	.357

Slugging pct

1.	Dienelt, Kerry, UCLA	.571
2.	Flynn, Shanna, UCLA	.500
	Strang, Gena, FRESNOST	.500
	Ogrodwicz, Margie, NEB	.500
	Correa, Denise, CPP	.500

On base pct

1.	Flynn, Shanna, UCLA	.476
2.	Dienelt, Kerry, UCLA	.471
3.	Pifferini, RaeAnn, FRESNOST	.381
4.	Strang, Gena, FRESNOST	.368
	Sunny, Stacy, UCLA	.368

Runs scored

1.	Flynn, Shanna, UCLA	4
2.	5 tied at	3

Hits

1.	Flynn, Shanna, UCLA	9
2.	Pifferini, RaeAnn, FRESNOST	8
3.	Noffsinger, Martha, FRESNOS	6
	Strang, Gena, FRESNOST	6
	Sunny, Stacy, UCLA	6

Runs batted in

1.	Mayer, Kathy, FRESNOST	4
2.	Dienelt, Kerry, UCLA	3
	Chiaravanont, Bea, UCLA	3
4.	7 tied at	2

Doubles

1.	10 tied at	1

Triples

1.	Ogrodwicz, Margie, NEB	1

Home runs

1.	7 tied at	1

Total bases

1.	Flynn, Shanna, UCLA	10
2.	Strang, Gena, FRESNOST	9
3.	4 tied at	8

Walks

1.	Parks, Janice, UCLA	4
2.	Dever, Carle, FRESNOST	3
	Dienelt, Kerry, UCLA	3
4.	10 tied at	2

Hit by pitch

1.	Chatwin, Ruth, NEB	2
2.	Bryant, Tracy, ADELPHI	1
	McKinney, Tammy, ARIZ	1
	Noffsinger, Martha, FRESNOS	1

Sac bunts

1.	Hankerd, Lisa, UCLA	3
	Sunny, Stacy, UCLA	3
3.	Dienelt, Kerry, UCLA	2
	Maynez, Lorraine, UCLA	2
	Burr, Betsy, CPP	2

Sac flies

1.	Maynez, Lorraine, UCLA	1
	Wheat, Jamie, ARIZ	1
	Richter, Karin, FRESNOST	1
	Engel, Stacy, ARIZ	1

Stolen bases

1.	Sunny, Stacy, UCLA	2
2.	11 tied at	1

Total plate appearances

1.	Sunny, Stacy, UCLA	22
2.	Maynez, Lorraine, UCLA	21
	Flynn, Shanna, UCLA	21
	Pifferini, RaeAnn, FRESNOST	21
5.	5 tied at	20

At bats

1.	Pifferini, RaeAnn, FRESNOST	21
2.	Flynn, Shanna, UCLA	20
	Walker, Karen, UCLA	20
4.	Noffsinger, Martha, FRESNOS	19
	LoPiccolo, Gina, FRESNOST	19

Steal attempts

1.	Wolda, Katy, NEB	2
	Sunny, Stacy, UCLA	2
3.	11 tied at	1

Strikeouts

1.	Holm, Vivian, ARIZ	4
	Lady, Suzie, ARIZ	4
	Noffsinger, Martha, FRESNOS	4
	Halsne, Ann, NEB	4
5.	10 tied at	3

Caught stealing

1.	Pifferini, RaeAnn, FRESNOST	1
	Wolda, Katy, NEB	1

Grounded into DP

1.	Parks, Janice, UCLA	1
	Sunny, Stacy, UCLA	1
	Frese, Janelle, NEB	1
	Phillips, Missy, UCLA	1
	Heightley, Carrie, TAMU	1

1988 Women's College World Series
Pitching Leaders (as of Apr 30, 2007)
(All games)

Hitting minimums - 1 Games 10 AB
Pitching minimums - 1 Games 10 IP

Earned run avg

1.	Sippel, Lori, NEB	0.00
2.	Dever, Carle, FRESNOST	0.47
3.	Parrent, Melanie, FRESNOST.	0.50
4.	Longaker, Lisa, UCLA	0.60
5.	Cherry, Teresa, ARIZ	0.88

Opposing bat avg

1.	Sippel, Lori, NEB	.133
2.	Parrent, Melanie, FRESNOST.	.185
3.	Dever, Carle, FRESNOST	.190
4.	Cherry, Teresa, ARIZ	.193
5.	Longaker, Lisa, UCLA	.194

Innings pitched

1.	Longaker, Lisa, UCLA	35.0
2.	Dever, Carle, FRESNOST	30.0
3.	Carpenter, Julie, TAMU	21.0
4.	Rokosz, Kris, CPP	17.0
5.	2 tied at	16.0

Batters struck out

1.	Longaker, Lisa, UCLA	20
2.	Dever, Carle, FRESNOST	17
3.	Sippel, Lori, NEB	14
4.	Rokosz, Kris, CPP	11
5.	2 tied at	8

Batters SO out looking

1.	Dever, Carle, FRESNOST	5
2.	Longaker, Lisa, UCLA	4
	Rokosz, Kris, CPP	4
4.	Carpenter, Julie, TAMU	3
	Sippel, Lori, NEB	3

Wins

1.	Longaker, Lisa, UCLA	4
2.	Dever, Carle, FRESNOST	3
3.	Cherry, Teresa, ARIZ	2
4.	6 tied at	1

Saves

Appearances

1.	Longaker, Lisa, UCLA	5
2.	Dever, Carle, FRESNOST	4
3.	Cherry, Teresa, ARIZ	3
	Rokosz, Kris, CPP	3
	Carpenter, Julie, TAMU	3

Games started

1.	Longaker, Lisa, UCLA	5
2.	Dever, Carle, FRESNOST	4
3.	Carpenter, Julie, TAMU	3
	Rokosz, Kris, CPP	3
	Cherry, Teresa, ARIZ	3

Games finished

1.	Thompson, Lori, CPP	1
	Luce, Nicky, CPP	1
	Scheller, Ginnie, ARIZ	1

Games in relief

1.	Scheller, Ginnie, ARIZ	1
	Thompson, Lori, CPP	1
	Luce, Nicky, CPP	1

Sac bunts allowed

1.	Dever, Carle, FRESNOST	5
2.	Parrent, Melanie, FRESNOST.	4
	Peterson, Kristin, ADELPHI.	4
4.	Cherry, Teresa, ARIZ	3
5.	3 tied at	2

Sac flies allowed

1.	Thompson, Lori, CPP	2
2.	Cherry, Teresa, ARIZ	1
	Longaker, Lisa, UCLA	1

Losses

1.	Rokosz, Kris, CPP	2
	Carpenter, Julie, TAMU	2
	Peterson, Kristin, ADELPHI.	2
	Sippel, Lori, NEB	2
	Schrader, Beth, NILL	2

Runners picked off

1.	Chatwin, Ruth, NEB	1
	Sunny, Stacy, UCLA	1
	Faletti, Pat, NILL	1

Wild pitches

1.	Cherry, Teresa, ARIZ	2
	Longaker, Lisa, UCLA	2
3.	Carpenter, Julie, TAMU	1
	Schrader, Beth, NILL	1

Balks

Hit batters

1.	Rokosz, Kris, CPP	2
2.	Dever, Carle, FRESNOST	1
	Deardorff, Donna, NEB	1
	Scheller, Ginnie, ARIZ	1

Intentional BB allowed

1.	Rokosz, Kris, CPP	1
	Luce, Nicky, CPP	1
	Cherry, Teresa, ARIZ	1
	Parrent, Melanie, FRESNOST.	1

Hits allowed

1.	Scheller, Ginnie, ARIZ	8
	Sippel, Lori, NEB	8
3.	Parrent, Melanie, FRESNOST.	10
4.	Cherry, Teresa, ARIZ	11
	Schrader, Beth, NILL	11

Runs allowed

1.	Longaker, Lisa, UCLA	3
2.	Carpenter, Julie, TAMU	4
	Dever, Carle, FRESNOST	4
	Sippel, Lori, NEB	4
	Schrader, Beth, NILL	4

Earned runs allowed

1.	Sippel, Lori, NEB	0
2.	Parrent, Melanie, FRESNOST.	1
3.	Dever, Carle, FRESNOST	2
	Cherry, Teresa, ARIZ	2
5.	Rokosz, Kris, CPP	3

Walks allowed

1.	Schrader, Beth, NILL	1
	Peterson, Kristin, ADELPHI.	1
3.	Carpenter, Julie, TAMU	2
4.	Parrent, Melanie, FRESNOST.	3
	Scheller, Ginnie, ARIZ	3

Doubles allowed

1.	Schrader, Beth, NILL	0
	Peterson, Kristin, ADELPHI.	0
	Sippel, Lori, NEB	0
	Scheller, Ginnie, ARIZ	0
	Carpenter, Julie, TAMU	0

Triples allowed

1. Schrader, Beth, NILL.....	0
Sippel, Lori, NEB.....	0
Scheller, Ginnie, ARIZ.....	0
Carpenter, Julie, TAMU.....	0
Parrent, Melanie, FRESNOST.	0

Home runs allowed

1. Schrader, Beth, NILL.....	0
Sippel, Lori, NEB.....	0
Peterson, Kristin, ADELPHI.	0
Cherry, Teresa, ARIZ.....	0
Dever, Carle, FRESNOST.....	0

1988 Women's College World Series
Fielding Leaders (as of Apr 30, 2007)
(All games)

Hitting minimums - 1 Games
Pitching minimums - 1 Games 10 IP

Fielding pct

1. Dienelt, Kerry, UCLA.....	1.000
Sunny, Stacy, UCLA.....	1.000
Wolda, Katy, NEB.....	1.000
Correa, Denise, CPP.....	1.000
Heightley, Carrie, TAMU....	1.000

Chances

1. Strang, Gena, FRESNOST.....	69
2. Dienelt, Kerry, UCLA.....	34
3. Sunny, Stacy, UCLA.....	32
Mayer, Kathy, FRESNOST.....	32
5. Holm, Vivian, ARIZ.....	31

Putouts

1. Strang, Gena, FRESNOST.....	62
2. Dienelt, Kerry, UCLA.....	30
3. Holm, Vivian, ARIZ.....	29
Sunny, Stacy, UCLA.....	29
5. Wolda, Katy, NEB.....	26

Assists

1. Dever, Carle, FRESNOST.....	26
2. Noffsinger, Martha, FRESNOS	16
3. Parks, Janice, UCLA.....	14
4. LoPiccolo, Gina, FRESNOST..	13
5. 3 tied at.....	12

Fielding double plays

1. Noffsinger, Martha, FRESNOS	3
2. Dienelt, Kerry, UCLA.....	2
Ramos, Dana, CPP.....	2
Strang, Gena, FRESNOST.....	2
5. 17 tied at.....	1

Passed balls

1. Bartholomew, Robin, ADELPHI	2
2. Correa, Denise, CPP.....	1
Sunny, Stacy, UCLA.....	1

Catchers interference

1. Macedo, Laura, FRESNOST....	1

Steal attempts against

1. Stokes, Shelly, FRESNOST...	6
Dever, Carle, FRESNOST.....	6
3. Bartholomew, Robin, ADELPHI	3
Peterson, Kristin, ADELPHI.	3
5. 12 tied at.....	1

Stolen bases against

1. Stokes, Shelly, FRESNOST...	6
Dever, Carle, FRESNOST.....	6
3. Peterson, Kristin, ADELPHI.	2
Bartholomew, Robin, ADELPHI	2
5. 10 tied at.....	1

Caught stealing by

1. Peterson, Kristin, ADELPHI.	1
Longaker, Lisa, UCLA.....	1
Sunny, Stacy, UCLA.....	1
Bartholomew, Robin, ADELPHI	1

Errors

1. Mayer, Kathy, FRESNOST.....	4
2. Kremer, Jane, NEB.....	3
3. Standering, Julie, ARIZ....	2
Strang, Gena, FRESNOST.....	2
Ramos, Dana, CPP.....	2

1988 Women's College World Series
Overall Statistics (as of Apr 30, 2007)
(All games Sorted by Batting avg)

Team	AVG	G	AB	R	H	2B	3B	HR	RBI	TB	SLG%	BB	HBP	SO	GDP	OB%	SF	SH	SB-ATT	PO	A	E	FLD%
UCLA.....	.265	6	155	20	41	3	0	3	14	53	.342	13	0	13	3	.320	1	11	2-2	126	36	0	1.000
Arizona.....	.224	4	98	5	22	2	0	0	5	24	.245	3	1	17	0	.250	2	3	2-2	78	34	4	.966
Fresno State.....	.213	6	160	11	34	1	0	3	9	44	.275	8	1	25	0	.253	1	1	0-1	132	83	11	.951
Texas A&M.....	.195	3	77	3	15	0	0	0	3	15	.195	3	0	11	1	.225	0	2	2-2	63	32	0	1.000
Nebraska.....	.193	3	83	5	16	1	1	0	5	19	.229	5	2	14	1	.256	0	3	4-5	69	28	5	.951
Northern Illinois...	.160	2	50	0	8	1	0	0	0	9	.180	3	0	9	0	.208	0	0	0-0	42	28	2	.972
Adelphi.....	.152	2	46	1	7	1	0	0	1	8	.174	1	1	10	0	.188	0	1	1-1	39	23	2	.969
Cal Poly Pomona.....	.146	4	96	6	14	1	0	1	6	18	.188	6	0	11	0	.196	0	4	2-2	84	29	4	.966
Totals.....	.205		765		157		1		43		.248		5		5		4		13-15		293		.971
		30		51		10		7		190		42		110		.250		25		633		28	

CI - Bulldogs 1.

(All games Sorted by Earned run avg)

Team	ERA	W-L	G	CG	SHO/CBO	SV	IP	H	R	ER	BB	SO	2B	3B	HR	AB	B/Avg	WP	HBP	BK	SFA	SHA
Nebraska.....	0.30	1-2	3	3	0/0	0	23.0	14	5	1	5	19	0	0	0	84	.167	0	1	0	0	1
Fresno State.....	0.48	4-2	6	6	3/0	0	44.0	29	10	3	9	25	2	0	2	154	.188	0	1	0	0	9
UCLA.....	0.67	5-1	6	6	3/0	0	42.0	26	4	4	8	22	3	0	1	146	.178	2	0	0	1	1
Cal Poly Pomona.....	1.25	2-2	4	2	2/0	0	28.0	26	8	5	9	18	3	0	0	107	.243	0	2	0	2	3
Texas A&M.....	1.33	1-2	3	3	1/0	0	21.0	17	4	4	2	8	0	0	2	77	.221	1	0	0	0	2
Northern Illinois...	1.50	0-2	2	2	0/0	0	14.0	11	4	3	1	3	0	0	0	51	.216	1	0	0	0	2
Arizona.....	1.62	2-2	4	3	1/0	0	26.0	19	10	6	7	10	2	0	2	95	.200	2	1	0	1	3
Adelphi.....	3.23	0-2	2	2	0/0	0	13.0	15	6	6	1	5	0	1	0	51	.294	0	0	0	0	4
Totals.....	1.06		30		10/0		211.0		51		42		10		7		.205		5		4	
		15-15		27		0		157		32		110		1		765		6		0		25

PB - Panthers 2, Bruins 1, Broncos 1. Pickoffs - Huskies 1, Bruins 1, Cornhuskers 1.

(All games Sorted by Fielding pct)

Team	C	PO	A	E	FLD%	DPs	SBA	CSB	SBA%	PB	CI
UCLA.....	162	126	36	0	1.000	2	0	1	.000	1	0
Texas A&M.....	95	63	32	0	1.000	0	1	0	1.000	0	0
Northern Illinois...	72	42	28	2	.972	0	1	0	1.000	0	0
Adelphi.....	64	39	23	2	.969	1	2	1	.667	2	0
Cal Poly Pomona.....	117	84	29	4	.966	2	1	0	1.000	1	0
Arizona.....	116	78	34	4	.966	1	0	0	.000	0	0
Fresno State.....	226	132	83	11	.951	3	6	0	1.000	0	1
Nebraska.....	102	69	28	5	.951	0	2	0	1.000	0	0
Totals.....	954		293		.971		13		.867		1
		633		28		9		2		4	

1988 NCAA WCWS - Championship Game
UCLA vs Fresno State
May 29, 1988 at Sunnyvale, CA (Twin Creeks)

UCLA 3 (53-8)

Player	AB	R	H	RBI	BB	SO	PO	A	LOB
Flynn, Shanna rf	4	0	1	1	0	0	1	0	0
Sunny, Stacy c	4	1	2	0	0	1	3	0	1
Maynez, Lorraine cf	1	1	0	0	0	0	4	0	0
Parks, Janice 3b	2	0	2	2	1	0	2	5	0
Phillips, Missy 2b	3	0	1	0	0	0	3	1	0
Walker, Karen lf	3	0	2	0	0	0	1	0	2
Chiaravanont, Bea dh	2	1	0	0	0	1	0	0	2
Tourville, Monica ph	1	0	1	0	0	0	0	0	0
Dienelt, Kerry 1b	2	0	0	0	0	1	6	0	0
Hankerd, Lisa ss	2	0	0	0	0	0	1	0	0
Longaker, Lisa p	0	0	0	0	0	0	0	2	0
Totals	24	3	9	3	1	3	21	8	5

Fresno State 0 (55-17)

Player	AB	R	H	RBI	BB	SO	PO	A	LOB
Pifferini, RaeAnn lf	4	0	2	0	0	0	0	0	0
Noffsinger, Martha ss	4	0	1	0	0	0	2	3	0
Mayer, Kathy 2b	3	0	1	0	1	0	3	1	4
Strang, Gena 1b	3	0	1	0	0	1	10	1	2
LoPiccolo, Gina 3b	3	0	0	0	0	0	1	3	2
Richter, Karin rf	2	0	0	0	1	1	0	0	0
Dever, Carle p	2	0	0	0	1	1	0	8	0
Stokes, Shelly c	3	0	0	0	0	0	4	0	1
Polanco, Jill cf	3	0	1	0	0	0	1	1	0
Totals	27	0	6	0	3	3	21	17	9

Score by Innings		R	H	E
UCLA	000 200 1 -	3	9	0
Fresno State	000 000 0 -	0	6	1

E - LOPICCOLO. DP - Bulldogs 2. LOB - Bruins 5; Bulldogs 9. 2B - PARKS. SH - MAYNEZ 2; DIENELT; HANKERD. SB - SUNNY.

UCLA	IP	H	R	ER	BB	SO	AB	BF
Longaker, Lisa	7.0	6	0	0	3	3	27	30

Fresno State	IP	H	R	ER	BB	SO	AB	BF
Dever, Carle	7.0	9	3	2	1	3	24	29

Win - LONGAKER (31-4). Loss - DEVER (27-7). Save - None.
Umpires - HP: Barb Kirby 1B: Jack Futoran 3B: Bonnie Anderson
Start: 3:45 pm Time: 1:35 Attendance: 1747
Game: 1988G15

1988 NCAA WCWS - Championship Game
UCLA vs Fresno State - Play-by-Play
May 29, 1988 at Sunnyvale, CA (Twin Creeks)

Score by Innings		R	H	E
UCLA.....	000 200 1 -	3	9	0
Fresno State.....	000 000 0 -	0	6	1

UCLA starters: 7/rf FLYNN; 21/c SUNNY; 1/cf MAYNEZ; 14/3b PARKS; 15/2b PHILLIPS; 17/lf WALKER K.; 3/dh CHIARAVANONT; 12/1b DIENELT; 24/ss HANKERD; 9/p LONGAKER;
Fresno State starters: 25/lf PIFFERINI; 33/ss NOFFSINGER; 18/2b MAYER; 38/1b STRANG; 42/3b LOPICCOLO; 45/rf RICHTER; 30/p DEVER; 35/c STOKES; 10/cf POLANCO;

UCLA 1st - FLYNN grounded out to p. SUNNY grounded out to ss. MAYNEZ popped up to 3b. 0 runs, 0 hits, 0 errors, 0 LOB.

Fresno State 1st - PIFFERINI lined out to ss. NOFFSINGER popped up to 3b. MAYER walked. STRANG singled to second base; MAYER advanced to second. LOPICCOLO reached on a fielder's choice; STRANG out at second 3b to 2b. 0 runs, 1 hit, 0 errors, 2 LOB.

UCLA 2nd - PARKS singled to first base. PHILLIPS grounded into double play p to ss to 1b; PARKS out on the play. WALKER K. singled up the middle. CHIARAVANONT grounded out to p. 0 runs, 2 hits, 0 errors, 1 LOB.

Fresno State 2nd - RICHTER grounded out to 1b unassisted. DEVER struck out looking. STOKES grounded out to 3b. 0 runs, 0 hits, 0 errors, 0 LOB.

UCLA 3rd - DIENELT grounded out to 3b. HANKERD grounded out to 3b. FLYNN flied out to cf. 0 runs, 0 hits, 0 errors, 0 LOB.

Fresno State 3rd - POLANCO grounded out to 3b. PIFFERINI flied out to cf. NOFFSINGER singled to left field. MAYER singled up the middle; NOFFSINGER advanced to second. STRANG struck out looking. 0 runs, 2 hits, 0 errors, 2 LOB.

UCLA 4th - SUNNY singled to left field. MAYNEZ reached on a fielding error by 3b, SAC; SUNNY advanced to second. PARKS doubled to center field, 2 RBI; MAYNEZ scored, unearned; SUNNY scored. PHILLIPS singled to left field, hit into double play cf to 1b to ss to c; PARKS advanced to third, out on the play. WALKER K. singled to left field. CHIARAVANONT struck out looking. 2 runs, 4 hits, 1 error, 1 LOB.

Fresno State 4th - LOPICCOLO flied out to cf. RICHTER walked. DEVER reached on a fielder's choice; RICHTER out at second 3b to 2b. STOKES grounded out to 3b. 0 runs, 0 hits, 0 errors, 1 LOB.

UCLA 5th - DIENELT struck out looking. HANKERD grounded out to p. FLYNN grounded out to 2b. 0 runs, 0 hits, 0 errors, 0 LOB.

Fresno State 5th - POLANCO out at first p to 2b to 1b. PIFFERINI singled to first base. NOFFSINGER fouled out to lf. MAYER grounded out to p. 0 runs, 1 hit, 0 errors, 1 LOB.

UCLA 6th - SUNNY singled to pitcher, bunt. SUNNY stole second. MAYNEZ out at first p to 2b, SAC; SUNNY advanced to third. PARKS walked. PHILLIPS grounded out to p; PARKS advanced to second. WALKER K. grounded out to p. 0 runs, 1 hit, 0 errors, 2 LOB.

Fresno State 6th - STRANG flied out to cf. LOPICCOLO lined out to 3b. RICHTER struck out swinging. 0 runs, 0 hits, 0 errors, 0 LOB.

UCLA 7th - TOURVILLE pinch hit for CHIARAVANONT. TOURVILLE singled to center field. CHIARAVANONT to dh for TOURVILLE. DIENELT out at first 3b to 2b, SAC; CHIARAVANONT advanced to second. HANKERD out at first p to 2b, SAC; CHIARAVANONT advanced to third. FLYNN singled to right field, RBI; CHIARAVANONT scored. SUNNY struck out swinging. 1 run, 2 hits, 0 errors, 1 LOB.

Fresno State 7th - DEVER walked. STOKES popped up to 2b. POLANCO singled to center field; DEVER advanced to second. PIFFERINI singled to left field; POLANCO advanced to second; DEVER advanced to third. NOFFSINGER flied out to cf. MAYER flied out to rf. 0 runs, 2 hits, 0 errors, 3 LOB.

1989 National Collegiate Division I Women's

SOFTBALL CHAMPIONSHIP

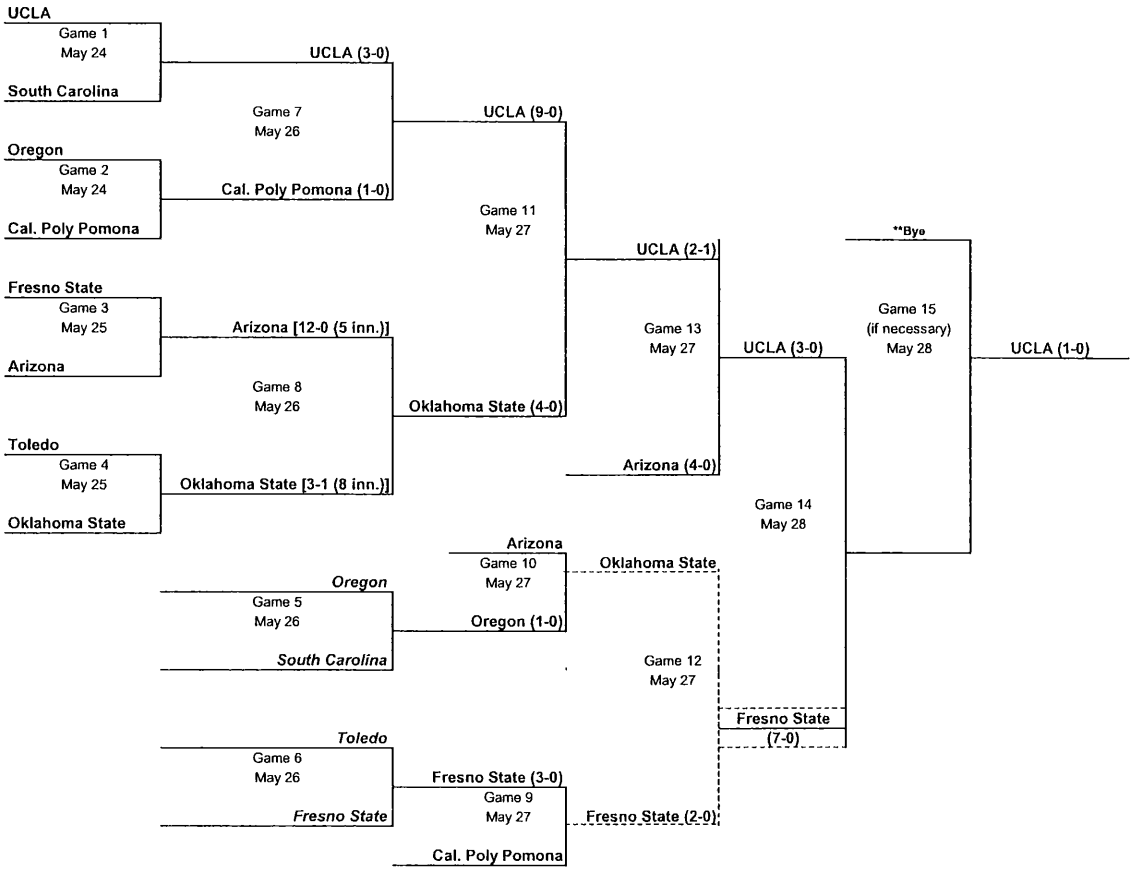

1989 Team Rosters

NCAA Women's College World Series

Arizona Wildcats

No.	Name
2	Lisa Bautista
4	Julie Standering
6	Vivian Holm
7	Kristin Gauthier
10	Trish Boutin
11	Julie Jones
12	Stacy Engel
13	Stephanie Salcido
14	Ginnie Scheller
15	Jody Miller
16	Valarie deChamplain
17	Doreen Juarez
20	Nicki Dennis
22	Suzie Lady

Head Coach: Mike Candrea

Cal Poly Pomona Broncos

No.	Name
1	Nicky Luce
2	Lori Thomas
3	Caryn Askey
4	Kathy Twisselman
5	Peggy Pedroza
7	Lisa Bogard
9	Shellie McCall
10	Nikki Busch
11	Heather DeLuca
12	Holly DeLuca
15	Denise Correa
16	Vicki Sequeira
17	Lori Thompson

Head Coach: Carol Spanks

Fresno State Bulldogs

No.	Name
7	Dina Lopez
10	Jill Polanco
18	Kathy Mayer
20	Shelly Morrison
21	Kerri Donis
24	Misty Poplawski
25	RaeAnn Pifferini
30	Carle Dever
33	Martha Noffsinger
35	Shelly Stokes
40	Mia Rexroth
41	Dionne Ewing
42	Gina LoPiccolo
44	Carol Taniguchi
45	Terry Carpenter

Head Coach: Margie Wright

Oklahoma St. Cowgirls

No.	Name
5	Lisa Harvey
10	Kim Childers
12	Shari Johnson
14	Dee Brewer
15	Dawn Lange
16	Michelle Shean
18	Debbie Mobius
21	Dena Carter
22	Marcy Rice
23	Lee Anne Ketcham
30	Shawn Gilbert
31	Sharon Sodano
33	Rebel Lorton
35	Stacy Mast
52	Michele Smith

Head Coach: Sandy Fischer

Oregon Ducks

No.	Name
0	Julie Cavanugh
2	Kristi Okuhara
4	Kim Manning
5	Jeanna King
6	Vicki Fry
8	Stacey Funderburg
11	Ces Coulson
12	Tracey Simmons
13	Monica Hull
15	Kathy Gray
16	Kelly Finley
17	Tracy Zollner
21	Sandy Scott
22	Katie Wiese
32	Jan Larson

Head Coach: Teresa Wilson

South Carolina Gamecocks

No.	Name
1	Tricia Popowski
2	Andrea Beall
4	Kelley Kirkland
5	Marianne DiRuopo
6	Michelle Delloso
7	Cheri Laskowski
8	Kris Kordonowy
10	Stacy Agee
12	Robin Dutton
15	Kelly Grotheer
16	Kathy Matthew
20	Charlene Manley
21	Heather Jabs
23	Angie Lear

Head Coach: Joyce Compton

Toledo Mudhens

No.	Name
2	Leigh Ross
3	Brenda Steinbrunner
4	Deanna Fong
5	Christin Chadwick
6	Kim Wohlgamuth
7	Patty Barrett
8	Jill Bartholomew
9	Kathy Cox
10	Lydia Keresztesi
11	Kris Bodine
12	Sherri Magnuson
13	Sandy Krivak
14	Julia Brown
15	Debra Mantz
16	Sheila Lotre
17	Rhonda King
18	Jenny VanCleve
20	Lynn Szczypka

Head Coach: Cheryl Sprangel

UCLA Bruins

No.	Name
1	Lorraine Maynez
2	Kelly Inouye
3	Bea Chiaravanont
4	Samantha Ford
6	Julie Poulos
7	Shanna Flynn
8	Yvonne Gutierrez
9	Lisa Longaker
10	Michelle Montgomery
12	Kerry Dienelt
13	Erica Ziencina
14	Janice Parks
15	Missy Phillips
17	Karen Walker
18	Tiffany Boyd
22	Monica Tourville

Head Coaches: Sharon Backus & Sue Enquist

1989 Women's College World Series
Batting Leaders (as of Apr 30, 2007)
(All games)

Hitting minimums - 1 Games 10 AB
Pitching minimums - 1 Games 10 IP

Batting avg

1.	Maynez, Lorraine, UCLA	.588
2.	Parks, Janice, UCLA	.533
3.	Gauthier, Kristin, ARIZ	.462
4.	Dennis, Nicki, ARIZ	.400
5.	Noffsinger, Martha, FRESNOS	.385

Slugging pct

1.	Maynez, Lorraine, UCLA	.706
2.	Parks, Janice, UCLA	.600
3.	Stokes, Shelly, FRESNOST	.563
4.	Dienelt, Kerry, UCLA	.538
5.	Dennis, Nicki, ARIZ	.467

On base pct

1.	Maynez, Lorraine, UCLA	.588
2.	Parks, Janice, UCLA	.563
3.	Gauthier, Kristin, ARIZ	.467
	Noffsinger, Martha, FRESNOS	.467
5.	Smith, Michele, OKST	.462

Runs scored

1.	Maynez, Lorraine, UCLA	6
2.	Standering, Julie, ARIZ	4
3.	7 tied at	3

Hits

1.	Maynez, Lorraine, UCLA	10
2.	Parks, Janice, UCLA	8
3.	Dennis, Nicki, ARIZ	6
	Gauthier, Kristin, ARIZ	6
5.	2 tied at	5

Runs batted in

1.	Dennis, Nicki, ARIZ	6
2.	Gauthier, Kristin, ARIZ	4
3.	Gutierrez, Yvonne, UCLA	3
	Dienelt, Kerry, UCLA	3
5.	9 tied at	2

Doubles

1.	Maynez, Lorraine, UCLA	2
2.	13 tied at	1

Triples

1.	Lady, Suzie, ARIZ	1

Home runs

1.	King, Rhonda, TOL	1
	Dienelt, Kerry, UCLA	1
	Stokes, Shelly, FRESNOST	1

Total bases

1.	Maynez, Lorraine, UCLA	12
2.	Stokes, Shelly, FRESNOST	9
	Parks, Janice, UCLA	9
4.	Dienelt, Kerry, UCLA	7
	Dennis, Nicki, ARIZ	7

Walks

1.	Holm, Vivian, ARIZ	3
2.	6 tied at	2

Hit by pitch

1.	Walker, Karen, UCLA	1
	Gray, Kathy, ORE	1
	Ziencina, Erica, UCLA	1
	Jones, Julie, ARIZ	1

Sac bunts

1.	Harvey, Lisa, OKST	2
	Engel, Stacy, ARIZ	2
	Jones, Julie, ARIZ	2
	Noffsinger, Martha, FRESNOS	2
	Walker, Karen, UCLA	2

Sac flies

1.	Gauthier, Kristin, ARIZ	1
	DeLuca, Holly, CPP	1
	Flynn, Shanna, UCLA	1

Stolen bases

1.	Montgomery, Michelle, UCLA	1
	Gutierrez, Yvonne, UCLA	1
	Cavanaugh, Julie, ORE	1
	Ketcham, Lee Anne, OKST	1
	Luce, Nicky, CPP	1

Total plate appearances

1.	Flynn, Shanna, UCLA	18
	Stokes, Shelly, FRESNOST	18
3.	Maynez, Lorraine, UCLA	17
	Noffsinger, Martha, FRESNOS	17
	Phillips, Missy, UCLA	17

At bats

1.	Maynez, Lorraine, UCLA	17
2.	5 tied at	16

Steal attempts

1.	6 tied at	1

Strikeouts

1.	Salcido, Stephanie, ARIZ	5
2.	Krivak, Sandy, TOL	4
	Grotheer, Kelly, USC	4
4.	8 tied at	3

Caught stealing

1.	Gauthier, Kristin, ARIZ	1

Grounded into DP

1.	Dienelt, Kerry, UCLA	1
	Carter, Dena, OKST	1

1989 Women's College World Series
Pitching Leaders (as of Apr 30, 2007)
(All games)

Hitting minimums - 1 Games 10 AB
Pitching minimums - 1 Games 10 IP

Earned run avg

1. Boyd, Tiffany, UCLA	0.33
2. Thompson, Lori, CPP	1.11
3. Juarez, Doreen, ARIZ	1.17
4. Wiese, Katie, ORE	1.40
5. Dever, Carle, FRESNOST	1.62

Opposing bat avg

1. Boyd, Tiffany, UCLA	.087
2. Carpenter, Terry, FRESNOST.	.186
3. Smith, Michele, OKST	.195
4. Juarez, Doreen, ARIZ	.233
5. Dever, Carle, FRESNOST	.241

Innings pitched

1. Smith, Michele, OKST	22.2
2. Dever, Carle, FRESNOST	21.2
3. Boyd, Tiffany, UCLA	21.0
4. Wiese, Katie, ORE	20.0
5. Thompson, Lori, CPP	12.2

Batters struck out

1. Boyd, Tiffany, UCLA	29
2. Smith, Michele, OKST	25
3. Dever, Carle, FRESNOST	8
Wiese, Katie, ORE	8
5. 3 tied at	5

Batters SO out looking

1. Smith, Michele, OKST	6
2. Boyd, Tiffany, UCLA	5
Dever, Carle, FRESNOST	5
4. Longaker, Lisa, UCLA	3
5. 2 tied at	2

Wins

1. Boyd, Tiffany, UCLA	3
2. Smith, Michele, OKST	2
Dever, Carle, FRESNOST	2
4. 7 tied at	1

Saves

Appearances

1. Dever, Carle, FRESNOST	4
Smith, Michele, OKST	4
3. Wiese, Katie, ORE	3
Thompson, Lori, CPP	3
Boyd, Tiffany, UCLA	3

Games started

1. Dever, Carle, FRESNOST	3
Smith, Michele, OKST	3
Wiese, Katie, ORE	3
Boyd, Tiffany, UCLA	3
5. 3 tied at	2

Games finished

1. 6 tied at	1

Games in relief

1. 7 tied at	1

Sac bunts allowed

1. Wiese, Katie, ORE	8
2. Barrett, Patty, TOL	4
3. 7 tied at	2

Sac flies allowed

1. Wiese, Katie, ORE	2
2. Juarez, Doreen, ARIZ	1

Losses

1. Wiese, Katie, ORE	2
2. 12 tied at	1

Runners picked off

1. Stokes, Shelly, FRESNOST	1

Wild pitches

1. Scheller, Ginnie, ARIZ	3
2. Smith, Michele, OKST	2
Barrett, Patty, TOL	2
4. 4 tied at	1

Balks

Hit batters

1. Dever, Carle, FRESNOST	1
Luce, Nicky, CPP	1
Thompson, Lori, CPP	1
Carter, Dena, OKST	1

Intentional BB allowed

1. Lotre, Sheila, TOL	1
Thompson, Lori, CPP	1
Wiese, Katie, ORE	1

Hits allowed

1. Boyd, Tiffany, UCLA	6
2. Carpenter, Terry, FRESNOST.	8
3. Juarez, Doreen, ARIZ	10
4. Thompson, Lori, CPP	13
5. Smith, Michele, OKST	17

Runs allowed

1. Boyd, Tiffany, UCLA	1
2. Juarez, Doreen, ARIZ	3
3. Wiese, Katie, ORE	5
4. Thompson, Lori, CPP	6
5. Carpenter, Terry, FRESNOST.	7

Earned runs allowed

1. Boyd, Tiffany, UCLA	1
2. Juarez, Doreen, ARIZ	2
Thompson, Lori, CPP	2
4. Wiese, Katie, ORE	4
5. Dever, Carle, FRESNOST	5

Walks allowed

1. Thompson, Lori, CPP	1
Juarez, Doreen, ARIZ	1
3. Boyd, Tiffany, UCLA	3
Dever, Carle, FRESNOST	3
5. Wiese, Katie, ORE	4

Doubles allowed

1. Carpenter, Terry, FRESNOST.	0
Boyd, Tiffany, UCLA	0
3. Thompson, Lori, CPP	1
Wiese, Katie, ORE	1
5. Smith, Michele, OKST	2

Triples allowed

1.	Carpenter, Terry, FRESNOST.	0
	Boyd, Tiffany, UCLA.	0
	Thompson, Lori, CPP.	0
	Wiese, Katie, ORE.	0
	Smith, Michele, OKST.	0

Home runs allowed

1.	Carpenter, Terry, FRESNOST.	0
	Boyd, Tiffany, UCLA.	0
	Dever, Carle, FRESNOST.	0
	Thompson, Lori, CPP.	0
	Wiese, Katie, ORE.	0

1989 Women's College World Series
Fielding Leaders (as of Apr 30, 2007)
(All games)

Hitting minimums - 1 Games
Pitching minimums - 1 Games 10 IP

Fielding pct

1.	Donis, Kerri, FRESNOST.	1.000
	Jones, Julie, ARIZ.	1.000
	Dienelt, Kerry, UCLA.	1.000
	Harvey, Lisa, OKST.	1.000
	Phillips, Missy, UCLA.	1.000

Chances

1.	Donis, Kerri, FRESNOST.	46
2.	Jones, Julie, ARIZ.	41
3.	Dienelt, Kerry, UCLA.	35
	Mobius, Debbie, OKST.	35
5.	Ziencina, Erica, UCLA.	32

Putouts

1.	Donis, Kerri, FRESNOST.	41
2.	Jones, Julie, ARIZ.	35
3.	Mobius, Debbie, OKST.	34
4.	Ziencina, Erica, UCLA.	30
	Harvey, Lisa, OKST.	30

Assists

1.	Dever, Carle, FRESNOST.	12
2.	Mayer, Kathy, FRESNOST.	11
	Phillips, Missy, UCLA.	11
4.	Noffsinger, Martha, FRESNOS	10
5.	2 tied at.	9

Fielding double plays

1.	Jones, Julie, ARIZ.	3
	Salcido, Stephanie, ARIZ.	3
3.	Dever, Carle, FRESNOST.	2
	Donis, Kerri, FRESNOST.	2
5.	7 tied at.	1

Passed balls

1.	Cavanaugh, Julie, ORE.	1
	Harvey, Lisa, OKST.	1

Catchers interference

Steal attempts against

1.	Engel, Stacy, ARIZ.	4
2.	Juarez, Doreen, ARIZ.	2
3.	5 tied at.	1

Stolen bases against

1.	Engel, Stacy, ARIZ.	4
2.	Juarez, Doreen, ARIZ.	2
3.	4 tied at.	1

Caught stealing by

1.	Wiese, Katie, ORE.	1

Errors

1.	Noffsinger, Martha, FRESNOS	3
	Keresztesi, Lydia, TOL.	3
3.	8 tied at.	2

1989 Women's College World Series
Overall Statistics (as of Apr 30, 2007)
(All games Sorted by Batting avg)

Team	AVG	G	AB	R	H	2B	3B	HR	RBI	TB	SLG%	BB	HBP	SO	GDP	OB%	SF	SH	SB-ATT	PO	A	E	FLD%
UCLA.....	.285	5	130	18	37	8	0	1	13	48	.369	3	2	8	1	.309	1	5	2-2	105	38	2	.986
Arizona.....	.281	4	114	16	32	1	1	0	15	35	.307	6	1	19	0	.320	1	4	0-1	81	45	6	.955
Fresno State.....	.228	5	123	15	28	2	0	1	10	33	.268	6	0	15	0	.264	0	6	0-0	96	52	7	.955
Oklahoma State.....	.204	4	98	8	20	2	0	0	5	22	.224	7	0	13	1	.257	0	6	1-1	87	29	5	.959
Oregon.....	.153	3	72	1	11	1	0	0	1	12	.167	4	1	5	0	.208	0	2	1-1	60	27	3	.967
Toledo.....	.128	2	47	1	6	0	0	1	1	9	.191	3	0	19	0	.180	0	0	0-0	39	25	5	.928
Cal Poly Pomona.....	.123	3	65	2	8	0	0	0	2	8	.123	7	0	5	0	.205	1	3	1-1	57	22	10	.888
South Carolina.....	.093	2	43	0	4	1	0	0	0	5	.116	1	0	18	0	.114	0	3	0-0	39	27	2	.971
Totals.....	.211	28	692	61	146	15	1	3	47	172	.249	37	4	102	2	.254	3	29	5-6	564	265	40	.954

(All games Sorted by Earned run avg)

Team	ERA	W-L	G	CG	SHO/CBO	SV	IP	H	R	ER	BB	SO	2B	3B	HR	AB	B/Avg	WP	HBP	BK	SFA	SHA
UCLA.....	0.20	5-0	5	5	4/0	0	35.0	11	1	1	5	35	0	0	0	115	.096	2	0	0	0	2
South Carolina.....	0.54	0-2	2	2	0/0	0	13.0	16	4	1	2	1	2	0	1	53	.302	0	0	0	0	2
Arizona.....	1.30	2-2	4	3	2/0	0	27.0	18	7	5	9	7	4	0	0	93	.194	3	0	0	1	5
Oregon.....	1.40	1-2	3	3	1/0	0	20.0	19	5	4	4	8	1	0	0	70	.271	0	0	0	2	8
Toledo.....	1.62	0-2	2	1	0/0	0	13.0	12	6	3	1	3	2	0	0	48	.250	2	0	0	0	6
Oklahoma State.....	2.17	2-2	4	3	1/0	0	29.0	20	10	9	6	28	2	0	2	109	.183	2	1	0	0	2
Fresno State.....	2.19	3-2	5	4	2/0	0	32.0	27	14	10	7	13	2	1	0	122	.221	0	1	0	0	2
Cal Poly Pomona.....	2.21	1-2	3	1	1/0	0	19.0	23	14	6	3	7	2	0	0	82	.280	2	2	0	0	2
Totals.....	1.45	14-14	28	22	11/0	0	188.0	146	61	39	37	102	15	1	3	692	.211	11	4	0	3	29

PB - Cowgirls 1, Ducks 1. Pickoffs - Bulldogs 1.

(All games Sorted by Fielding pct)

Team	C	PO	A	E	FLD%	DPs	SBA	CSB	SBA%	PB	CI
UCLA.....	145	105	38	2	.986	1	1	0	1.000	0	0
South Carolina.....	68	39	27	2	.971	1	0	0	.000	0	0
Oregon.....	90	60	27	3	.967	0	0	1	.000	1	0
Oklahoma State.....	121	87	29	5	.959	0	0	0	.000	1	0
Fresno State.....	155	96	52	7	.955	2	0	0	.000	0	0
Arizona.....	132	81	45	6	.955	4	4	0	1.000	0	0
Toledo.....	69	39	25	5	.928	0	0	0	.000	0	0
Cal Poly Pomona.....	89	57	22	10	.888	0	0	0	.000	0	0
Totals.....	869	564	265	40	.954	8	5	1	.833	2	0

1989 NCAA WCWS- Championship Game
Fresno State at UCLA
May 28, 1989 at Sunnyvale, CA (Twin Creeks)

Fresno State 0 (58-14)

Player	AB	R	H	RBI	BB	SO	PO	A	LOB
Stokes, Shelly c.....	2	0	1	0	1	0	2	0	0
Noffsinger, Martha ss....	3	0	1	0	0	1	0	1	0
LoPiccolo, Gina 3b.....	3	0	0	0	0	1	0	2	1
Donis, Kerri 1b.....	3	0	1	0	0	1	10	1	1
Mayer, Kathy 2b.....	3	0	0	0	0	1	1	3	2
Dever, Carle p.....	3	0	0	0	0	1	1	3	0
Polanco, Jill cf.....	3	0	0	0	0	1	1	0	0
Ewing, Dionne dh.....	2	0	0	0	0	0	0	0	0
Morrison, Shelly lf.....	2	0	0	0	0	0	3	0	0
Taniguchi, Carol rf.....	0	0	0	0	0	0	0	0	0
Totals.....	24	0	3	0	1	6	18	10	4

UCLA 1 (48-4)

Player	AB	R	H	RBI	BB	SO	PO	A	LOB
Flynn, Shanna rf.....	3	0	0	0	0	0	2	0	0
Maynez, Lorraine cf.....	3	0	1	1	0	0	3	0	0
Gutierrez, Yvonne lf.....	3	0	0	0	0	0	0	0	1
Parks, Janice 3b.....	3	0	3	0	0	0	2	1	0
Phillips, Missy 2b.....	3	0	0	0	0	0	1	1	1
Inouye, Kelly dh.....	2	0	0	0	0	1	0	0	0
Walker, Karen ss.....	2	0	0	0	0	0	1	2	2
Ziencina, Erica c.....	2	0	1	0	0	0	6	0	0
Poulos, Julie pr.....	0	1	0	0	0	0	0	0	0
Dienelt, Kerry 1b.....	1	0	0	0	0	0	6	1	0
Boyd, Tiffany p.....	0	0	0	0	0	0	0	1	0
Totals.....	22	1	5	1	0	1	21	6	4

Score by Innings		R	H	E
Fresno State.....	000 000 0 -	0	3	0
UCLA.....	001 000 X -	1	5	0

LOB - Bulldogs 4; Bruins 4. 2B - PARKS. SH - DIENELT.

Fresno State	IP	H	R	ER	BB	SO	AB	BF
Dever, Carle.....	6.0	5	1	1	0	1	22	23

UCLA	IP	H	R	ER	BB	SO	AB	BF
Boyd, Tiffany.....	7.0	3	0	0	1	6	24	25

Win - BOYD (19-2). Loss - DEVER (27-7). Save - None.
Umpires - HP: Lola Wheeler 1B: John Welton 3B: Michael Cerri
Start: 1:35 pm Time: 1:34 Attendance: 2248
Game: 1989G14

1989 NCAA WCWS- Championship Game
Fresno State at UCLA - Play-by-Play
May 28, 1989 at Sunnyvale, CA (Twin Creeks)

Score by Innings					R	H	E
Fresno State.....	000	000	0	-	0	3	0
UCLA.....	001	000	X	-	1	5	0

Fresno State starters: 35/c STOKES; 33/ss NOFFSINGER; 42/3b LOPICCOLO; 21/1b DONIS; 18/2b MAYER; 30/p DEVER; 10/cf POLANCO; 41/dh EWING; 20/lf MORRISON; 44/rf TANIGUCHI;
UCLA starters: 7/rf FLYNN; 1/cf MAYNEZ; 8/lf GUTIERREZ; 14/3b PARKS; 15/2b PHILLIPS; 2/dh INOUYE; 17/ss WALKER K.; 13/c ZIENCINA; 12/1b DIENELT; 18/p BOYD;

Fresno State 1st - STOKES grounded out to ss. NOFFSINGER singled to left field. LOPICCOLO reached on a fielder's choice; NOFFSINGER out at second 2b unassisted. DONIS singled to center field; LOPICCOLO advanced to third. MAYER struck out swinging. 0 runs, 2 hits, 0 errors, 2 LOB.

UCLA 1st - FLYNN flied out to lf. MAYNEZ flied out to lf. GUTIERREZ grounded out to p. 0 runs, 0 hits, 0 errors, 0 LOB.

Fresno State 2nd - DEVER grounded out to 1b unassisted. POLANCO flied out to rf. EWING grounded out to 2b. 0 runs, 0 hits, 0 errors, 0 LOB.

UCLA 2nd - PARKS singled to shortstop. PHILLIPS popped up to p. INOUYE struck out looking. WALKER K. grounded out to 3b. 0 runs, 1 hit, 0 errors, 1 LOB.

Fresno State 3rd - MORRISON grounded out to p. STOKES singled to right center. NOFFSINGER struck out swinging. LOPICCOLO grounded out to 3b. 0 runs, 1 hit, 0 errors, 1 LOB.

UCLA 3rd - ZIENCINA singled up the middle. POULOS pinch ran for ZIENCINA. DIENELT out at first 1b to 2b, SAC; POULOS advanced to second. FLYNN grounded out to 2b; POULOS advanced to third. MAYNEZ singled to first base, RBI; POULOS scored. GUTIERREZ grounded out to c unassisted. 1 run, 2 hits, 0 errors, 1 LOB.

Fresno State 4th - ZIENCINA to c for POULOS. DONIS flied out to rf. MAYER grounded out to ss. DEVER struck out swinging. 0 runs, 0 hits, 0 errors, 0 LOB.

UCLA 4th - PARKS doubled to third base. PHILLIPS grounded out to 2b; PARKS advanced to third. INOUYE popped up to 1b. WALKER K. grounded out to 3b. 0 runs, 1 hit, 0 errors, 1 LOB.

Fresno State 5th - POLANCO struck out swinging. EWING flied out to cf. MORRISON popped up to 3b. 0 runs, 0 hits, 0 errors, 0 LOB.

UCLA 5th - ZIENCINA grounded out to p. DIENELT flied out to lf. FLYNN grounded out to ss. 0 runs, 0 hits, 0 errors, 0 LOB.

Fresno State 6th - STOKES walked. NOFFSINGER reached on a fielder's choice; STOKES out at second 1b to ss. LOPICCOLO struck out looking. DONIS struck out swinging. 0 runs, 0 hits, 0 errors, 1 LOB.

UCLA 6th - MAYNEZ grounded out to 2b. GUTIERREZ grounded out to p. PARKS singled up the middle. PHILLIPS flied out to cf. 0 runs, 1 hit, 0 errors, 1 LOB.

Fresno State 7th - MAYER flied out to cf. DEVER popped up to 3b. POLANCO flied out to cf. 0 runs, 0 hits, 0 errors, 0 LOB.



1990s

1990 National Collegiate Division I Women's

SOFTBALL CHAMPIONSHIP

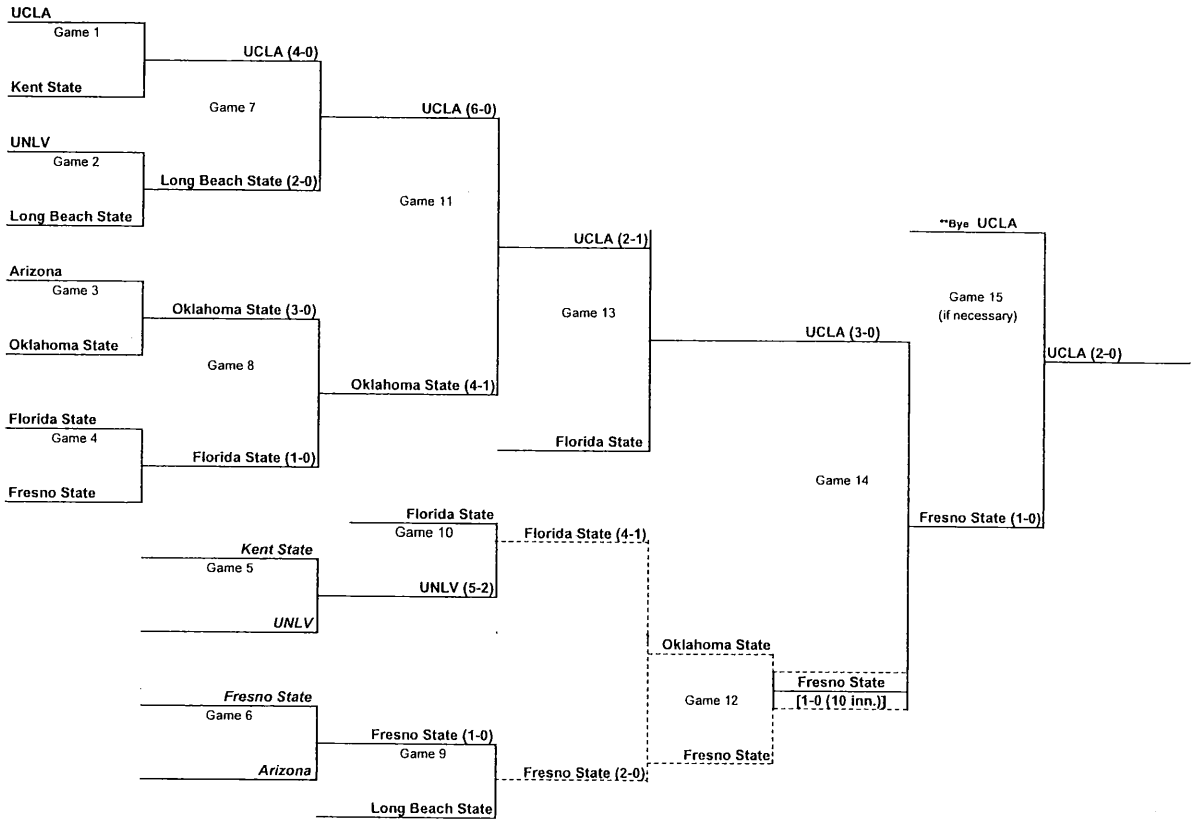

1990 Team Rosters

NCAA Women's College World Series

Arizona Wildcats

No.	Name
2	Kristin Gauthier
3	Stephanie Salcido
4	Julie Standering
6	Vivian Holm
8	Marcie Aguilar
10	Renne Rosas
11	Lisa Guise
12	Catherine Stedman
14	Ginnie Scheller
15	Jody Miller
17	Doreen Juarez
20	Nicki Dennis
22	Suzie Lady
23	Stacy Redondo

Head Coach: Mike Candrea

Florida St. Seminoles

No.	Name
0	Hunter LaFountain
2	Lora Migliaccio
4	Jodie Bullock
5	Susan Buttery
8	Penny Siqueiros
11	Christy Larsen
12	Tina Getherall
13	Kelly Flaczinski
14	B. J. Hodges
16	Shannan Mitchem
18	Toni Gutirrez
20	Becky Harrison
25	Leslie Barton
28	Debbie DeJohn
29	Julie Rice

Head Coach: Dr. JoAnn Graf

Fresno State Bulldogs

No.	Name
5	Michelle Gardiner
7	Dina Lopez
10	Donna McDaniel
15	Julie Smith
20	Shelly Morrison
21	Kerri Donis
24	Misty Poplawski
25	RaeAnn Pifferini
30	Carle Dever
32	Marcie Green
33	Martha Noffsinger
35	Shelly Stokes
40	Mia Rexroth
41	Dionne Ewing
42	Gina LoPiccolo
45	Terry Carpenter

Head Coach: Margie Wright

Kent State Golden Flashes

No.	Name
2	Pauline Maurice
3	Lisa Spotleson
5	Lisa Veneziano
7	Katie Joyce
10	Kim Kumer
12	Shana Delp
13	Michelle White
15	Samantha Gordon
16	Gina Ruggerio
18	Julie Willoughby
19	Kara Brown
21	JoAnn Gordon
22	MeMe Vencl
23	Darby Seegrist
24	Kim Henzler

Head Coach: Sue Lilley

Long Beach St. 49ers

No.	Name
1	Chanele Chambrone
2	Kellie Kane
3	Cynthia Demetriff
4	Sandra Ross
5	Kim Kostyk
7	Speedy Mendoza
9	Ruby Flores
10	Steffani Everett
11	Gia Wilkerson
12	Debbie Kerr
13	Carrie Smith
14	Mary Letourneau
18	Karrie Schott
19	Heather Illsley
20	Gina DiCorpo
22	Renee Pina
23	Lisa Pederson

Head Coach: Pete Manarino

Oklahoma St. Cowgirls

No.	Name
5	Melanie Roche
10	Rebel Lorton
11	Donna Forman
14	Shannon Kimberling
15	Dawn Lange
18	Chrissy Oliver
20	Christi Smith
21	Dena Carter
22	Ann Porter
23	Lee Anne Ketcham
25	Dani Pfeiffer
30	Shawn Gilbert
31	Sharon Sodano
33	Michelle Shean
35	Stacy Mast
52	Linda Sondano

Head Coach: Sandy Fischer

UCLA Bruins

No.	Name
2	Kelly Inouye
3	Maria Rodriguez
4	Kristy Howard
5	DeDe Weiman
7	Shanna Flynn
8	Yvonne Gutierrez
9	Lisa Longaker
10	Michelle Montgomery
11	Heather Compton
12	Kerry Dienelt
13	Erica Ziencina
15	Missy Phillips
16	Lisa Fernandez
19	Bea Chiaravanont

Head Coaches:
Sharon Backus & Sue Enquist

UNLV Rebels

No.	Name
1	Trish Spencer
2	Michele Moreno
3	Patti King
7	Kelly Kamp
8	Kim Smith
9	Tricia Reimche
10	Kim Harris
11	Felicia Benjamins
12	Mindy Garcia
13	Sheree Corniel
14	Shelly Kilby
17	Heather Cameron
21	Dena Baker
22	Lori Harrigan
23	Christine Parris
26	Erika Swanson

Head Coach: Shan McDonald

1990 NCAA WCWS
Batting Leaders (as of Apr 30, 2007)
(All games)

Hitting minimums - 1 Games 10 AB
Pitching minimums - 1 Games 10 IP

Batting avg

1. Phillips, Missy, UCLA.....	.467
2. Gutirrez, Toni, FLST.....	.417
3. Ketcham, Lee Anne, OKST....	.385
4. Flynn, Shanna, UCLA.....	.368
5. Barton, Leslie, FLST.....	.364

Slugging pct

1. Barton, Leslie, FLST.....	.818
2. Gutirrez, Toni, FLST.....	.667
3. Gutierrez, Yvonne, UCLA....	.625
4. Phillips, Missy, UCLA.....	.533
5. Flynn, Shanna, UCLA.....	.474

On base pct

1. Phillips, Missy, UCLA.....	.529
2. Flynn, Shanna, UCLA.....	.429
Ketcham, Lee Anne, OKST....	.429
4. Gutierrez, Yvonne, UCLA....	.421
Inouye, Kelly, UCLA.....	.421

Runs scored

1. Flynn, Shanna, UCLA.....	4
2. Fernandez, Lisa, UCLA.....	3
Barton, Leslie, FLST.....	3
4. 7 tied at.....	2

Hits

1. Dienelt, Kerry, UCLA.....	7
Flynn, Shanna, UCLA.....	7
Phillips, Missy, UCLA.....	7
4. Fernandez, Lisa, UCLA.....	6
5. 4 tied at.....	5

Runs batted in

1. Harris, Kim, UNLV.....	4
Gutierrez, Yvonne, UCLA....	4
3. Fernandez, Lisa, UCLA.....	3
Phillips, Missy, UCLA.....	3
5. 4 tied at.....	2

Doubles

1. Gutierrez, Yvonne, UCLA....	2
Flynn, Shanna, UCLA.....	2
3. 10 tied at.....	1

Triples

1. Barton, Leslie, FLST.....	1
Mitchem, Shannan, FLST.....	1
Pifferini, RaeAnn, FRESNOST	1

Home runs

1. 6 tied at.....	1

Total bases

1. Gutierrez, Yvonne, UCLA....	10
2. Flynn, Shanna, UCLA.....	9
Barton, Leslie, FLST.....	9
Fernandez, Lisa, UCLA.....	9
5. 3 tied at.....	8

Walks

1. Inouye, Kelly, UCLA.....	4
2. Moreno, Michele, UNLV.....	3
Gutierrez, Yvonne, UCLA....	3
LoPiccolo, Gina, FRESNOST..	3
5. 8 tied at.....	2

Hit by pitch

Sac bunts

1. Montgomery, Michelle, UCLA.	3
Phillips, Missy, UCLA.....	3
3. 6 tied at.....	2

Sac flies

1. Siqueiros, Penny, FLST.....	1

Stolen bases

1. Spencer, Trish, UNLV.....	2
Smith, Christi, OKST.....	2
Reimche, Tricia, UNLV.....	2
Ketcham, Lee Anne, OKST....	2
5. 3 tied at.....	1

Total plate appearances

1. Flynn, Shanna, UCLA.....	23
2. Fernandez, Lisa, UCLA.....	22
3. Dienelt, Kerry, UCLA.....	21
Noffsinger, Martha, FRESNOS	21
Pifferini, RaeAnn, FRESNOST	21

At bats

1. Dienelt, Kerry, UCLA.....	20
Fernandez, Lisa, UCLA.....	20
3. 4 tied at.....	19

Steal attempts

1. Ketcham, Lee Anne, OKST....	3
2. Smith, Christi, OKST.....	2
Spencer, Trish, UNLV.....	2
Reimche, Tricia, UNLV.....	2
5. 9 tied at.....	1

Strikeouts

1. DeJohn, Debbie, FLST.....	4
Flynn, Shanna, UCLA.....	4
Joyce, Katie, KENT.....	4
Henzler, Kim, KENT.....	4
Gutierrez, Yvonne, UCLA....	4

Caught stealing

1. 7 tied at.....	1

Grounded into DP

1. Kamp, Kelly, UNLV.....	1
Corniel, Sheree, UNLV.....	1
Donis, Kerri, FRESNOST.....	1
Montgomery, Michelle, UCLA.	1

1990 NCAA WCWS
Pitching Leaders (as of Apr 30, 2007)
(All games)

Hitting minimums - 1 Games 10 AB
Pitching minimums - 1 Games 10 IP

Earned run avg

1.	Green, Marcie, FRESNOST....	0.00
	Carter, Dena, OKST.....	0.00
	Longaker, Lisa, UCLA.....	0.00
4.	Compton, Heather, UCLA.....	0.54
	Letourneau, Mary, LBSU.....	0.54

Opposing bat avg

1.	Longaker, Lisa, UCLA.....	.102
2.	Compton, Heather, UCLA.....	.116
3.	Green, Marcie, FRESNOST....	.151
4.	Carter, Dena, OKST.....	.171
5.	Harrigan, Lori, UNLV.....	.214

Innings pitched

1.	DeJohn, Debbie, FLST.....	27.0
2.	Green, Marcie, FRESNOST....	24.0
3.	Carter, Dena, OKST.....	23.0
4.	Harrigan, Lori, UNLV.....	19.0
5.	Longaker, Lisa, UCLA.....	14.2

Batters struck out

1.	Green, Marcie, FRESNOST....	15
2.	Harrigan, Lori, UNLV.....	14
3.	Longaker, Lisa, UCLA.....	13
4.	Compton, Heather, UCLA.....	10
5.	DeJohn, Debbie, FLST.....	9

Batters SO out looking

1.	Harrigan, Lori, UNLV.....	5
2.	Carter, Dena, OKST.....	4
	Carpenter, Terry, FRESNOST.	4
4.	Green, Marcie, FRESNOST....	3
	Compton, Heather, UCLA.....	3

Wins

1.	Compton, Heather, UCLA.....	2
	Green, Marcie, FRESNOST....	2
	Carpenter, Terry, FRESNOST.	2
	DeJohn, Debbie, FLST.....	2
5.	7 tied at.....	1

Saves

1.	Longaker, Lisa, UCLA.....	1

Appearances

1.	DeJohn, Debbie, FLST.....	4
	Green, Marcie, FRESNOST....	4
3.	4 tied at.....	3

Games started

1.	DeJohn, Debbie, FLST.....	4
2.	Harrigan, Lori, UNLV.....	3
	Green, Marcie, FRESNOST....	3
	Carter, Dena, OKST.....	3
5.	5 tied at.....	2

Games finished

1.	Longaker, Lisa, UCLA.....	1
	Schott, Karrie, LBSU.....	1
	Green, Marcie, FRESNOST....	1
	Carpenter, Terry, FRESNOST.	1

Games in relief

1.	Dever, Carle, FRESNOST.....	1
	Carpenter, Terry, FRESNOST.	1
	Longaker, Lisa, UCLA.....	1
	Green, Marcie, FRESNOST....	1
	Schott, Karrie, LBSU.....	1

Sac bunts allowed

1.	Carter, Dena, OKST.....	5
	Seegrist, Darby, KENT.....	5
3.	Letourneau, Mary, LBSU.....	4
4.	DeJohn, Debbie, FLST.....	3
	Jones, Julie, ARIZ.....	3

Sac flies allowed

1.	Harrigan, Lori, UNLV.....	1

Losses

1.	Harrigan, Lori, UNLV.....	2
	Seegrist, Darby, KENT.....	2
	Carter, Dena, OKST.....	2
	DeJohn, Debbie, FLST.....	2
5.	7 tied at.....	1

Runners picked off

1.	Benjamins, Felicia, UNLV...	1

Wild pitches

1.	DeJohn, Debbie, FLST.....	2
2.	5 tied at.....	1

Balks

1.	DeJohn, Debbie, FLST.....	1
	Harrigan, Lori, UNLV.....	1
	Juarez, Doreen, ARIZ.....	1

Hit batters

Intentional BB allowed

1.	Flores, Ruby, LBSU.....	2
2.	DeJohn, Debbie, FLST.....	1
	Longaker, Lisa, UCLA.....	1

Hits allowed

1.	Longaker, Lisa, UCLA.....	5
	Compton, Heather, UCLA.....	5
3.	Dever, Carle, FRESNOST.....	9
4.	Seegrist, Darby, KENT.....	10
5.	Letourneau, Mary, LBSU.....	11

Runs allowed

1.	Green, Marcie, FRESNOST....	0
2.	Compton, Heather, UCLA.....	1
	Longaker, Lisa, UCLA.....	1
4.	Letourneau, Mary, LBSU.....	2
	Dever, Carle, FRESNOST.....	2

Earned runs allowed

1.	Green, Marcie, FRESNOST....	0
	Carter, Dena, OKST.....	0
	Longaker, Lisa, UCLA.....	0
4.	Letourneau, Mary, LBSU.....	1
	Dever, Carle, FRESNOST.....	1

Walks allowed

1.	Green, Marcie, FRESNOST....	1
	Dever, Carle, FRESNOST.....	1
3.	Longaker, Lisa, UCLA.....	2
	Letourneau, Mary, LBSU.....	2
5.	Seegrist, Darby, KENT.....	3

Doubles allowed

1.	Harrigan, Lori, UNLV.....	0
	Carter, Dena, OKST.....	0
	Letourneau, Mary, LBSU.....	0
	Dever, Carle, FRESNOST.....	0
5.	Longaker, Lisa, UCLA.....	1

Triples allowed

1. DeJohn, Debbie, FLST.....	0
Seegrist, Darby, KENT.....	0
Carter, Dena, OKST.....	0
Letourneau, Mary, LBSU.....	0
Dever, Carle, FRESNOST.....	0

Home runs allowed

1. Carter, Dena, OKST.....	0
Letourneau, Mary, LBSU.....	0
Dever, Carle, FRESNOST.....	0
Longaker, Lisa, UCLA.....	0
Green, Marcie, FRESNOST....	0

1990 NCAA WCWS
Fielding Leaders (as of Apr 30, 2007)
(All games)

Hitting minimums - 1 Games
Pitching minimums - 1 Games 10 IP

Fielding pct

1. Dienelt, Kerry, UCLA.....	1.000
Stokes, Shelly, FRESNOST...	1.000
Lange, Dawn, OKST.....	1.000
Hodges, B.J., FLST.....	1.000
Ziencina, Erica, UCLA.....	1.000

Chances

1. Donis, Kerri, FRESNOST.....	45
2. Dienelt, Kerry, UCLA.....	40
3. Stokes, Shelly, FRESNOST...	36
4. Lange, Dawn, OKST.....	35
5. 2 tied at.....	34

Putouts

1. Donis, Kerri, FRESNOST.....	42
2. Dienelt, Kerry, UCLA.....	35
3. Hodges, B.J., FLST.....	32
4. Stokes, Shelly, FRESNOST...	31
5. Forman, Donna, OKST.....	29

Assists

1. DeJohn, Debbie, FLST.....	22
2. Howard, Kristy, UCLA.....	18
Sodano, Sharon, OKST.....	18
4. 3 tied at.....	14

Fielding double plays

1. Kostyk, Kim, LBSU.....	2
Flaczinski, Kelly, FLST....	2
Lange, Dawn, OKST.....	2
4. 11 tied at.....	1

Passed balls

1. Miller, Jody, ARIZ.....	2

Catchers interference

Steal attempts against

1. DeJohn, Debbie, FLST.....	8
Migliaccio, Lora, FLST.....	8
3. Henzler, Kim, KENT.....	3
Seegrist, Darby, KENT.....	3
5. 2 tied at.....	2

Stolen bases against

1. Migliaccio, Lora, FLST.....	7
DeJohn, Debbie, FLST.....	7
3. 8 tied at.....	1

Caught stealing by

1. Henzler, Kim, KENT.....	2
Kimberling, Shannon, OKST..	2
Seegrist, Darby, KENT.....	2
Carter, Dena, OKST.....	2
5. 6 tied at.....	1

Errors

1. Veneziano, Lisa, KENT.....	4
2. Ketcham, Lee Anne, OKST....	3
Ruggerio, Gina, KENT.....	3
4. 4 tied at.....	2

1990 NCAA WCWS
Overall Statistics (as of Apr 30, 2007)
(All games Sorted by Batting avg)

Team	AVG	G	AB	R	H	2B	3B	HR	RBI	TB	SLG%	BB	HBP	SO	GDP	OB%	SF	SH	SB-ATT	PO	A	E	FLD%
UCLA.....	.277	6	155	17	43	6	0	2	12	55	.355	16	0	16	1	.345	0	10	1-4	125	51	3	.983
UNLV.....	.217	3	69	6	15	1	0	0	4	16	.232	7	0	7	2	.289	0	5	4-5	57	17	5	.937
Long Beach State....	.213	3	75	2	16	2	0	0	1	18	.240	1	0	11	0	.224	0	0	0-0	60	32	3	.968
Oklahoma State.....	.198	4	111	8	22	2	0	0	7	24	.216	5	0	13	0	.233	0	4	4-5	90	52	6	.959
Florida State.....	.198	4	96	6	19	0	2	2	4	29	.302	4	0	16	0	.228	1	2	1-2	81	54	5	.964
Fresno State.....	.158	6	152	5	24	3	1	0	1	29	.191	9	0	17	1	.205	0	7	1-1	132	56	7	.964
Kent State.....	.125	2	48	2	6	0	0	2	2	12	.250	2	0	17	0	.160	0	0	0-0	36	16	8	.867
Arizona.....	.104	2	48	0	5	0	0	0	0	5	.104	0	0	7	0	.104	0	0	0-1	42	28	2	.972
Totals.....	.199		754		150		3		31		.249		0		4		1		11-18		306		.960
		30		46		14		6		188		44		104		.243		28		623		39	

(All games Sorted by Earned run avg)

Team	ERA	W-L	G	CG	SHO/CBO	SV	IP	H	R	ER	BB	SO	2B	3B	HR	AB	B/Avg	WP	HBP	BK	SFA	SHA
UCLA.....	0.17	5-1	6	5	4/0	1	41.2	17	2	1	6	28	3	0	0	141	.121	1	0	0	0	0
Oklahoma State.....	0.23	2-2	4	4	1/0	0	30.0	18	4	1	5	14	0	0	1	106	.170	1	0	0	0	6
Fresno State.....	0.32	4-2	6	4	4/1	0	44.0	32	3	2	3	27	2	0	0	162	.198	2	0	0	0	4
Florida State.....	1.30	2-2	4	4	1/0	0	27.0	23	8	5	10	9	4	0	1	101	.228	2	0	1	0	3
Long Beach State....	1.40	1-2	3	2	1/0	0	20.0	21	8	4	9	8	3	0	0	75	.280	1	0	0	0	6
Arizona.....	1.50	0-2	2	2	0/0	0	14.0	14	4	3	4	2	0	1	0	53	.264	0	0	1	0	4
UNLV.....	2.21	1-2	3	3	0/0	0	19.0	15	8	6	4	14	0	2	3	70	.214	0	0	1	1	0
Kent State.....	3.50	0-2	2	2	0/0	0	12.0	10	9	6	3	2	2	0	1	46	.217	0	0	0	0	5
Totals.....	0.94		30		11/1		207.2		46		44		14		6		.199		0		1	
		15-15		26		1		150		28		104		3		754		7		3		28

PB - Wildcats 2. Pickoffs - Rebels 1.

(All games Sorted by Fielding pct)

Team	C	PO	A	E	FLD%	DPs	SBA	CSB	SBA%	PB	CI
UCLA.....	179	125	51	3	.983	0	1	1	.500	0	0
Arizona.....	72	42	28	2	.972	1	1	0	1.000	2	0
Long Beach State....	95	60	32	3	.968	2	1	0	1.000	0	0
Florida State.....	140	81	54	5	.964	2	7	1	.875	0	0
Fresno State.....	195	132	56	7	.964	0	0	1	.000	0	0
Oklahoma State.....	148	90	52	6	.959	2	0	2	.000	0	0
UNLV.....	79	57	17	5	.937	0	0	0	.000	0	0
Kent State.....	60	36	16	8	.867	0	1	2	.333	0	0
Totals.....	968		306		.960		11		.611		0
		623		39		7		7		2	

1990 NCAA WCWS- Championship Game
Fresno State vs UCLA - Play-by-Play
May 27, 1990 at Oklahoma City, OK (Hall of Fame Stadium)

Score by Innings		R	H	E
Fresno State.....	000 000 0 -	0	1	1
UCLA.....	101 000 X -	2	6	0

Fresno State starters: 15/2b SMITH J.; 33/ss NOFFSINGER; 25/cf PIFFERINI; 42/dh LOPICCOLO; 21/1b DONIS; 35/c STOKES; 30/3b DEVER; 5/rf GARDINER; 20/lf MORRISON; 45/p CARPENTER;
UCLA starters: 7/rf FLYNN; 12/1b DIENELT; 16/3b FERNANDEZ; 15/2b PHILLIPS; 8/cf GUTIERREZ; 2/dh INOUYE; 13/c ZIENCINA; 4/ss KR.HOWARD; 10/lf MONTGOMERY; 11/p H.COMPTON;

Fresno State 1st - SMITH J. flied out to cf. NOFFSINGER popped up to ss. PIFFERINI struck out swinging. 0 runs, 0 hits, 0 errors, 0 LOB.

UCLA 1st - FLYNN singled to left field. DIENELT singled; FLYNN advanced to second. LOPICCOLO to 3b. DEVER to p. / for CARPENTER. FERNANDEZ reached on a fielder's choice; DIENELT out at second 2b to ss; FLYNN advanced to third. PHILLIPS struck out swinging. FERNANDEZ advanced to second; FLYNN scored on a wild pitch. GUTIERREZ struck out, out at first c to 1b. 1 run, 2 hits, 0 errors, 1 LOB.

Fresno State 2nd - LOPICCOLO grounded out to ss. DONIS flied out to cf. STOKES flied out to lf. 0 runs, 0 hits, 0 errors, 0 LOB.

UCLA 2nd - INOUYE flied out to cf. ZIENCINA grounded out to 2b. KR.HOWARD grounded out to 2b. 0 runs, 0 hits, 0 errors, 0 LOB.

Fresno State 3rd - DEVER grounded out to 3b. GARDINER grounded out to 3b. MORRISON flied out to 2b. 0 runs, 0 hits, 0 errors, 0 LOB.

UCLA 3rd - MONTGOMERY singled to left field. FLYNN out at first 1b to 2b, SAC; MONTGOMERY advanced to second. DIENELT singled to right field, RBI, out at second c to ss; MONTGOMERY scored. FERNANDEZ grounded out to 2b. 1 run, 2 hits, 0 errors, 0 LOB.

Fresno State 4th - SMITH J. struck out looking. NOFFSINGER lined out to 2b. PIFFERINI flied out to ss. 0 runs, 0 hits, 0 errors, 0 LOB.

UCLA 4th - PHILLIPS grounded out to p. GUTIERREZ flied out to cf. INOUYE walked. ZIENCINA flied out to rf. 0 runs, 0 hits, 0 errors, 1 LOB.

Fresno State 5th - LOPICCOLO struck out swinging. DONIS singled to left field. LOPEZ pinch ran for DONIS. STOKES grounded out to 2b; LOPEZ advanced to second. DEVER struck out swinging. 0 runs, 1 hit, 0 errors, 1 LOB.

UCLA 5th - DONIS to 1b for LOPEZ. KR.HOWARD singled to left field. LOPICCOLO to dh. DEVER to 3b. GREEN to p. MONTGOMERY walked; KR.HOWARD advanced to second. FLYNN popped up to 3b. DIENELT flied out to rf. FERNANDEZ popped up to 2b. 0 runs, 1 hit, 0 errors, 2 LOB.

Fresno State 6th - GARDINER struck out swinging. MORRISON flied out to lf. SMITH J. grounded out to ss. 0 runs, 0 hits, 0 errors, 0 LOB.

UCLA 6th - PHILLIPS out at first p to ss to 1b. GUTIERREZ reached on an error by 2b. INOUYE singled to center field; GUTIERREZ advanced to second. ZIENCINA reached on a fielder's choice; INOUYE out at second ss to 2b; GUTIERREZ advanced to third. KR.HOWARD popped up to ss. 0 runs, 1 hit, 1 error, 2 LOB.

Fresno State 7th - NOFFSINGER grounded out to ss. PIFFERINI grounded out to 3b. LOPICCOLO grounded out to p. 0 runs, 0 hits, 0 errors, 0 LOB.

1990 NCAA WCWS- Championship Game
Fresno State vs UCLA
May 27, 1990 at Oklahoma City, OK (Hall of Fame Stadium)

Fresno State 0 (61-15)

Player	AB	R	H	RBI	BB	SO	PO	A	LOB
Smith, Julie 2b.....	3	0	0	0	0	1	3	4	0
Noffsinger, Martha ss....	3	0	0	0	0	0	3	2	0
Pifferini, RaeAnn cf.....	3	0	0	0	0	1	2	0	0
LoPiccolo, Gina dh/3b....	3	0	0	0	0	1	0	0	0
Donis, Kerri 1b.....	2	0	1	0	0	0	6	1	0
Lopez, Dina pr.....	0	0	0	0	0	0	0	0	0
Stokes, Shelly c.....	2	0	0	0	0	0	1	2	0
Dever, Carle 3b/p.....	2	0	0	0	0	1	1	1	1
Gardiner, Michelle rf....	2	0	0	0	0	1	2	0	0
Morrison, Shelly lf.....	2	0	0	0	0	0	0	0	0
Carpenter, Terry p.....	0	0	0	0	0	0	0	0	0
Green, Marcie p.....	0	0	0	0	0	0	0	1	0
Totals.....	22	0	1	0	0	5	18	11	1

UCLA 2 (62-6)

Player	AB	R	H	RBI	BB	SO	PO	A	LOB
Flynn, Shanna rf.....	2	1	1	0	0	0	0	0	0
Dienelt, Kerry 1b.....	3	0	2	1	0	0	8	0	0
Fernandez, Lisa 3b.....	3	0	0	0	0	0	0	3	2
Phillips, Missy 2b.....	3	0	0	0	0	1	2	1	0
Gutierrez, Yvonne cf.....	3	0	0	0	0	1	2	0	1
Inouye, Kelly dh.....	2	0	1	0	1	0	0	0	0
Ziencina, Erica c.....	3	0	0	0	0	0	5	0	1
Howard, Kristy ss.....	3	0	1	0	0	0	2	3	2
Montgomery, Michelle lf..	1	1	1	0	1	0	2	0	0
Compton, Heather p.....	0	0	0	0	0	0	0	1	0
Totals.....	23	2	6	1	2	2	21	8	6

Score by Innings		R	H	E
Fresno State.....	000 000 0 -	0	1	1
UCLA.....	101 000 X -	2	6	0

E - SMITH J.. LOB - Bulldogs 1; Bruins 6. SH - FLYNN.

Fresno State	IP	H	R	ER	BB	SO	AB	BF
Carpenter, Terry....	0.0	2	1	1	0	0	2	2
Dever, Carle.....	4.0	3	1	1	1	2	13	15
Green, Marcie.....	2.0	1	0	0	1	0	8	9

UCLA	IP	H	R	ER	BB	SO	AB	BF
Compton, Heather....	7.0	1	0	0	0	5	22	22

Win - H.COMPTON (18-1). Loss - CARPENTER (22-8). Save - None.
WP - DEVER.
Umpires - HP: Michael Cerri 1B: Marty Makar 3B: Les Novak
Start: 9:48 pm Time: 1:32 Attendance: 1198
Game notes:
Game suspended at 10:26 pm on May 27. Game was resumed at Noon on May 28.
CARPENTER faced 2 batters in the 1st.
DEVER faced 1 batter in the 5th.
Game: 1990G15

1991 National Collegiate Division I Women's

SOFTBALL CHAMPIONSHIP

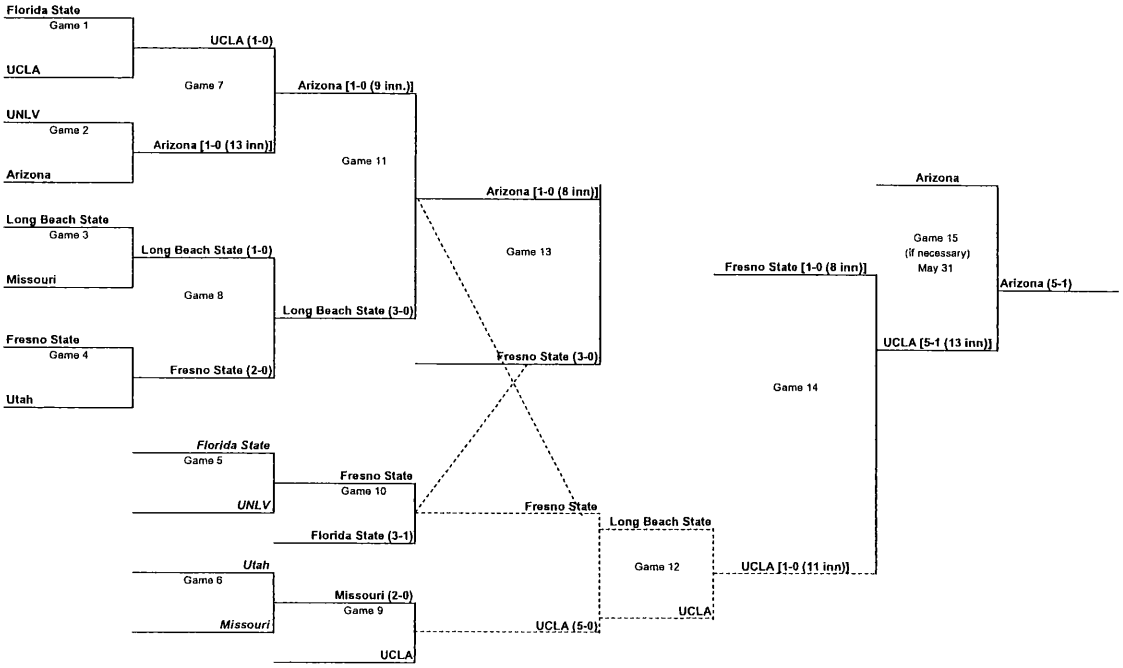

1991 Team Rosters

NCAA Women's College World Series

Arizona Wildcats

No.	Name
1	Susie Parra
2	Kristin Gauthier
3	Stephanie Salcido
4	Julie Standering
5	Susie Duarte
7	Julie Jones
8	Marcie Aguilar
10	Renne Rosas
11	Lisa Guise
15	Jody Miller
16	Teresa Castillo
17	Doreen Juarez
22	Suzie Lady
23	Stacy Redondo
24	Jamie Heggen
32	Debby Day

Head Coach: Mike Candrea

Florida St. Seminoles

No.	Name
2	Lora Migliaccio
5	Susan Buttery
8	Penny Siqueiros
11	Christy Larsen
12	Tina Getherall
13	Kelly Flaczinski
14	B. J. Hodges
16	Shannan Mitchem
17	Rebecca Aase
18	Toni Gutirrez
20	Becky Harrison
21	Jennifer Olow
23	Lisa Davidson
25	Leslie Barton
29	Julie Rice

Head Coach: Dr. JoAnne Graf

Fresno State Bulldogs

No.	Name
5	Michelle Gardiner
7	Dina Lopez
10	Donna McDaniel
12	Mindy Mawhinney
13	Alycia Lawton
15	Julie Smith
18	Michelle Bolt
20	Amy Windmiller
24	Misty Poplawski
25	RaeAnn Pifferini
30	Kim Maher
32	Marcie Green
35	Christa Yorke
40	Mia Rexroth
41	Dionne Ewing
42	Gina LoPiccolo
45	Terry Carpenter

Head Coach: Margie Wright

Long Beach State 49ers

No.	Name
1	Lori Yokoyama
2	Kellie Kane
3	Gina DiCorpo
4	Sandra Ross
5	Kim Kostyk
7	Brigit Tapp
8	Stacy Van Essen
9	Ruby Flores
10	Renee Pina
11	Gia Wilkerson
12	Kim Wolf
13	Carrie Smith
14	Mary Letourneau
17	Lisa Wilson
18	Chanele Chambrone
19	Heather Illsley
23	Linda Lunceford

Head Coach: Pete Manarino

Missouri Tigers

No.	Name
2	Terry Young
3	Alicia Bushman
4	Andrea Silverman
6	Kellie Leach
7	Kacey Marshall
9	Karen Schneider
10	Shawn Way
11	Brenda Paszkiewicz
12	Karie Kearns
15	Rechelle Johnson
16	Melissa Skow
17	Jill Brent
20	Wendy Adelstein
21	Monica Marks
22	Karen Snelgrove
23	Sally Morris
25	Janie Lanis
28	Dana Way

Head Coach: Jay Miller

UCLA Bruins

No.	Name
0	Nichole Anderson
0	Felicia Cruz
1	Lorraine Maynez
2	Kelly Inouye
4	Kristy Howard
5	DeDe Weiman
6	Bea Chiaravanont
7	Shanna Flynn
8	Yvonne Gutierrez
9	Jennifer Caporale
10	Heather Compton
12	Kerry Dienelt
13	Erica Ziencina
15	Missy Phillips
16	Lisa Fernandez
17	Nichole Victoria

Head Coaches:
Sharon Backus & Sue Enquist

UNLV Rebels

No.	Name
1	Trish Spencer
2	Michele Moreno
3	Zenja Dunn
7	Kelly Kamp
8	Kim Smith
9	Tricia Reimche
10	Kim Harris
11	Felicia Benjamins
13	Sheree Corniel
16	Tracy Guccini
20	Hollie Chadwick
21	Dena Baker
22	Lori Harrigan
23	Christine Parris
26	Erika Swanson
30	Kenda Leffler

Head Coach: Shan McDonald

Utah Utes

No.	Name
0	Laurel Simmons
1	Wendy Stewart
7	Gaylyn Hoshide
8	Pam Collins
9	Jen Fotheringham
10	Amy Timmel
14	Christina Freeman
16	Amy Dillion
18	Jamie Sibley
19	Melissa Halkinrude
22	Janet Womack
24	Amy Cowley
34	Deb DiMeglio
44	Charmelle Green

Head Coach: Jo Evans

1991 Women's College World Series
Batting Leaders (as of Apr 30, 2007)
(All games)

Hitting minimums - 1 Games 10 AB
Pitching minimums - 1 Games 10 IP

Batting avg

1. Day, Debby, ARIZ	.385
2. Maher, Kim, FRESNOST	.375
3. Fernandez, Lisa, UCLA	.348
4. Jones, Julie, ARIZ	.316
5. Leach, Kellie, MIZZOU	.300

Slugging pct

1. Maher, Kim, FRESNOST	.625
2. Fernandez, Lisa, UCLA	.478
3. Jones, Julie, ARIZ	.421
4. Day, Debby, ARIZ	.385
5. J. SMITH, FRESNOST	.353

On base pct

1. Day, Debby, ARIZ	.500
2. Maher, Kim, FRESNOST	.474
3. Fernandez, Lisa, UCLA	.400
4. J. SMITH, FRESNOST	.368
5. Flynn, Shanna, UCLA	.346

Runs scored

1. 8 tied at	2

Hits

1. Fernandez, Lisa, UCLA	8
2. Flynn, Shanna, UCLA	7
3. Jones, Julie, ARIZ	6
Maher, Kim, FRESNOST	6
5. 4 tied at	5

Runs batted in

1. Jones, Julie, ARIZ	3
Maynez, Lorraine, UCLA	3
Weiman, DeDe, UCLA	3
4. 3 tied at	2

Doubles

1. 16 tied at	1

Triples

1. Phillips, Missy, UCLA	1
Jones, Julie, ARIZ	1

Home runs

1. Fernandez, Lisa, UCLA	1
Maher, Kim, FRESNOST	1

Total bases

1. Fernandez, Lisa, UCLA	11
2. Maher, Kim, FRESNOST	10
3. Jones, Julie, ARIZ	8
Flynn, Shanna, UCLA	8
5. J. SMITH, FRESNOST	6

Walks

1. Maynez, Lorraine, UCLA	3
Lady, Suzie, ARIZ	3
Day, Debby, ARIZ	3
Phillips, Missy, UCLA	3
Maher, Kim, FRESNOST	3

Hit by pitch

1. Leffler, Kenda, UNLV	1
J. SMITH, FRESNOST	1
Fernandez, Lisa, UCLA	1
Wilson, Lisa, LBSU	1

Sac bunts

1. Phillips, Missy, UCLA	3
Dienelt, Kerry, UCLA	3
Parra, Susie, ARIZ	3
Standering, Julie, ARIZ	3
Kearns, Karie, MIZZOU	3

Sac flies

1. Howard, Kristy, UCLA	1

Stolen bases

1. J. SMITH, FRESNOST	3
2. Kostyk, Kim, LBSU	2
3. 9 tied at	1

Total plate appearances

1. Flynn, Shanna, UCLA	27
2. Dienelt, Kerry, UCLA	25
Fernandez, Lisa, UCLA	25
4. Gutierrez, Yvonne, UCLA	24
Phillips, Missy, UCLA	24

At bats

1. Flynn, Shanna, UCLA	24
2. Fernandez, Lisa, UCLA	23
3. Gutierrez, Yvonne, UCLA	22
4. Victoria, Nichole, UCLA	21
5. 2 tied at	20

Steal attempts

1. J. SMITH, FRESNOST	4
2. Kostyk, Kim, LBSU	2
3. 18 tied at	1

Strikeouts

1. LoPiccolo, Gina, FRESNOST	6
2. Day, Debby, ARIZ	5
DiMeglio, Deb, UTAH	5
Ross, Sandra, LBSU	5
5. 5 tied at	4

Caught stealing

1. 10 tied at	1

Grounded into DP

1. Swanson, Erika, UNLV	1
Gauthier, Kristin, ARIZ	1

1991 Women's College World Series
Pitching Leaders (as of Apr 30, 2007)
(All games)

Hitting minimums - 1 Games 10 AB
Pitching minimums - 1 Games 10 IP

Earned run avg

1.	Snelgrove, Karen, MIZZOU...	0.00
	Parra, Susie, ARIZ.....	0.00
3.	Day, Debby, ARIZ.....	0.22
4.	Van Essen, Stacy, LBSU.....	0.40
5.	Harrigan, Lori, UNLV.....	0.47

Opposing bat avg

1.	Carpenter, Terry, FRESNOST.	.135
2.	Day, Debby, ARIZ.....	.138
3.	Parra, Susie, ARIZ.....	.146
4.	Larsen, Christy, FLST.....	.164
5.	Snelgrove, Karen, MIZZOU...	.177

Innings pitched

1.	Carpenter, Terry, FRESNOST.	38.2
2.	Compton, Heather, UCLA.....	32.1
3.	Day, Debby, ARIZ.....	32.0
4.	Snelgrove, Karen, MIZZOU...	22.0
5.	Larsen, Christy, FLST.....	17.2

Batters struck out

1.	Carpenter, Terry, FRESNOST.	23
2.	Compton, Heather, UCLA.....	20
3.	Larsen, Christy, FLST.....	12
4.	Parra, Susie, ARIZ.....	11
	Snelgrove, Karen, MIZZOU...	11

Batters SO out looking

1.	Carpenter, Terry, FRESNOST.	5
	Compton, Heather, UCLA.....	5
3.	4 tied at.....	2

Wins

1.	Day, Debby, ARIZ.....	4
	Compton, Heather, UCLA.....	4
3.	Carpenter, Terry, FRESNOST.	3
4.	4 tied at.....	1

Saves

Appearances

1.	Compton, Heather, UCLA.....	5
	Carpenter, Terry, FRESNOST.	5
3.	Day, Debby, ARIZ.....	4
4.	3 tied at.....	3

Games started

1.	Carpenter, Terry, FRESNOST.	4
	Compton, Heather, UCLA.....	4
3.	Day, Debby, ARIZ.....	3
	Snelgrove, Karen, MIZZOU...	3
5.	5 tied at.....	2

Games finished

1.	8 tied at.....	1

Games in relief

1.	8 tied at.....	1

Sac bunts allowed

1.	Letourneau, Mary, LBSU.....	7
2.	Snelgrove, Karen, MIZZOU...	6
3.	Womack, Janet, UTAH.....	5
	Harrigan, Lori, UNLV.....	5
	Day, Debby, ARIZ.....	5

Sac flies allowed

1.	Carpenter, Terry, FRESNOST.	1

Losses

1.	Snelgrove, Karen, MIZZOU...	2
	Larsen, Christy, FLST.....	2
	Womack, Janet, UTAH.....	2
4.	9 tied at.....	1

Runners picked off

1.	Yorke, Christa, FRESNOST...	3
2.	Wilson, Lisa, LBSU.....	1

Wild pitches

1.	Fernandez, Lisa, UCLA.....	5
2.	Carpenter, Terry, FRESNOST.	4
3.	Compton, Heather, UCLA.....	3
	Smith, Kim, UNLV.....	3
5.	3 tied at.....	1

Balks

Hit batters

1.	Parra, Susie, ARIZ.....	1
	Larsen, Christy, FLST.....	1
	Day, Debby, ARIZ.....	1
	Weiman, DeDe, UCLA.....	1

Intentional BB allowed

1.	Snelgrove, Karen, MIZZOU...	4
2.	Van Essen, Stacy, LBSU.....	3
3.	Day, Debby, ARIZ.....	1

Hits allowed

1.	Parra, Susie, ARIZ.....	7
2.	Fernandez, Lisa, UCLA.....	8
3.	Harrigan, Lori, UNLV.....	9
4.	Larsen, Christy, FLST.....	10
5.	Van Essen, Stacy, LBSU.....	11

Runs allowed

1.	Letourneau, Mary, LBSU.....	1
	Van Essen, Stacy, LBSU.....	1
	Parra, Susie, ARIZ.....	1
	Day, Debby, ARIZ.....	1
	Harrigan, Lori, UNLV.....	1

Earned runs allowed

1.	Snelgrove, Karen, MIZZOU...	0
	Parra, Susie, ARIZ.....	0
3.	Van Essen, Stacy, LBSU.....	1
	Day, Debby, ARIZ.....	1
	Harrigan, Lori, UNLV.....	1

Walks allowed

1.	Letourneau, Mary, LBSU.....	0
2.	Womack, Janet, UTAH.....	2
3.	Parra, Susie, ARIZ.....	3
4.	Fernandez, Lisa, UCLA.....	4
5.	Larsen, Christy, FLST.....	5

Doubles allowed

1.	Letourneau, Mary, LBSU.....	0
	Harrigan, Lori, UNLV.....	0
	Womack, Janet, UTAH.....	0
	Fernandez, Lisa, UCLA.....	0
5.	Parra, Susie, ARIZ.....	1

Triples allowed

1. Letourneau, Mary, LBSU.....	0
Harrigan, Lori, UNLV.....	0
Womack, Janet, UTAH.....	0
Fernandez, Lisa, UCLA.....	0
Parra, Susie, ARIZ.....	0

Home runs allowed

1. Letourneau, Mary, LBSU.....	0
Harrigan, Lori, UNLV.....	0
Womack, Janet, UTAH.....	0
Fernandez, Lisa, UCLA.....	0
Parra, Susie, ARIZ.....	0

1991 Women's College World Series
Fielding Leaders (as of Apr 30, 2007)
(All games)

Hitting minimums - 1 Games
Pitching minimums - 1 Games 10 IP

Fielding pct

1. Jones, Julie, ARIZ.....	1.000
Flynn, Shanna, UCLA.....	1.000
Dienelt, Kerry, UCLA.....	1.000
Kane, Kellie, LBSU.....	1.000
Lunceford, Linda, LBSU.....	1.000

Chances

1. Jones, Julie, ARIZ.....	57
2. Flynn, Shanna, UCLA.....	51
3. Maher, Kim, FRESNOST.....	50
4. Dienelt, Kerry, UCLA.....	43
5. Phillips, Missy, UCLA.....	40

Putouts

1. Jones, Julie, ARIZ.....	55
2. Flynn, Shanna, UCLA.....	46
3. Maher, Kim, FRESNOST.....	44
4. Dienelt, Kerry, UCLA.....	35
5. Kane, Kellie, LBSU.....	32

Assists

1. Guise, Lisa, ARIZ.....	22
2. LoPiccolo, Gina, FRESNOST..	20
3. Standering, Julie, ARIZ....	19
Phillips, Missy, UCLA.....	19
5. Fernandez, Lisa, UCLA.....	18

Fielding double plays

1. Maher, Kim, FRESNOST.....	3
2. 11 tied at.....	1

Passed balls

1. Miller, Jody, ARIZ.....	2
2. Corniel, Sheree, UNLV.....	1
Dienelt, Kerry, UCLA.....	1

Catchers interference

Steal attempts against

1. Dienelt, Kerry, UCLA.....	9
2. Compton, Heather, UCLA.....	5
3. Migliaccio, Lora, FLST.....	4
Wilson, Lisa, LBSU.....	4
Larsen, Christy, FLST.....	4

Stolen bases against

1. Migliaccio, Lora, FLST.....	4
Larsen, Christy, FLST.....	4
3. Dienelt, Kerry, UCLA.....	3
4. 4 tied at.....	2

Caught stealing by

1. Dienelt, Kerry, UCLA.....	6
2. Compton, Heather, UCLA.....	3
3. Weiman, DeDe, UCLA.....	2
Wilson, Lisa, LBSU.....	2
5. 7 tied at.....	1

Errors

1. LoPiccolo, Gina, FRESNOST..	4
2. Kostyk, Kim, LBSU.....	3
Maher, Kim, FRESNOST.....	3
4. 7 tied at.....	2

1991 Women's College World Series
Overall Statistics (as of Apr 30, 2007)
(All games Sorted by Batting avg)

Team	AVG	G	AB	R	H	2B	3B	HR	RBI	TB	SLG%	BB	HBP	SO	GDP	OB%	SF	SH	SB-ATT	PO	A	E	FLD%
Fresno State.....	.218	5	147	7	32	4	0	1	4	39	.265	6	1	17	0	.253	0	4	3-6	123	60	11	.943
Florida State.....	.217	3	69	3	15	2	0	0	3	17	.246	2	0	18	0	.239	0	3	1-1	60	23	3	.965
Arizona.....	.197	5	152	8	30	0	1	0	7	32	.211	12	0	25	1	.256	0	13	2-3	134	67	6	.971
UCLA.....	.183	6	186	13	34	4	1	1	11	43	.231	16	1	16	0	.250	1	10	1-2	160	74	4	.983
Long Beach State....	.170	4	112	4	19	2	0	0	2	21	.188	4	1	17	0	.205	0	5	3-6	95	50	3	.980
Missouri.....	.156	3	77	2	12	0	0	0	2	12	.156	2	0	12	0	.177	0	5	0-2	69	26	7	.931
UNLV.....	.132	2	68	1	9	2	0	0	1	11	.162	5	1	12	1	.203	0	3	3-3	57	25	3	.965
Utah.....	.118	2	51	0	6	2	0	0	0	8	.157	3	0	12	0	.167	0	3	1-1	45	29	2	.974
Totals.....	.182		862		157		2		30		.212		4		2		1		14-24		354		.966
		30		38		16		2		183		50		129		.230		46		743		39	

(All games Sorted by Earned run avg)

Team	ERA	W-L	G	CG	SHO/CBO	SV	IP	H	R	ER	BB	SO	2B	3B	HR	AB	B/Avg	WP	HBP	BK	SFA	SHA
Arizona.....	0.16	4-1	5	4	3/1	0	44.2	22	2	1	8	21	2	0	1	157	.140	0	2	0	0	5
Missouri.....	0.30	1-2	3	2	1/0	0	23.0	15	6	1	6	11	5	0	0	81	.185	0	0	0	0	7
Long Beach State....	0.44	2-2	4	3	2/0	0	31.2	22	2	2	5	10	1	0	0	109	.202	1	0	0	0	9
Fresno State.....	0.51	3-2	5	4	3/0	0	41.0	22	8	3	6	23	2	0	0	144	.153	4	0	0	1	5
UCLA.....	0.79	4-2	6	4	3/1	0	53.1	38	7	6	10	33	1	1	0	183	.208	8	1	0	0	8
Florida State.....	1.40	1-2	3	2	0/0	0	20.0	11	5	4	7	14	3	1	1	70	.157	1	1	0	0	2
Utah.....	1.40	0-2	2	2	0/0	0	15.0	11	4	3	2	4	0	0	0	51	.216	1	0	0	0	5
UNLV.....	1.47	0-2	2	1	0/0	0	19.0	16	4	4	6	13	2	0	0	67	.239	3	0	0	0	5
Totals.....	0.68		30		12/2		247.2		38		50		16		2		.182		4		1	
		15-15		22		0		157		24		129		2		862		18		0		46

PB - Wildcats 2, Rebels 1, Bruins 1. Pickoffs - Bulldogs 3, 49ers 1.

(All games Sorted by Fielding pct)

Team	C	PO	A	E	FLD%	DPs	SBA	CSB	SBA%	PB	CI
UCLA.....	238	160	74	4	.983	1	3	6	.333	1	0
Long Beach State....	148	95	50	3	.980	1	2	2	.500	0	0
Utah.....	76	45	29	2	.974	0	0	1	.000	0	0
Arizona.....	207	134	67	6	.971	1	1	0	1.000	2	0
Florida State.....	86	60	23	3	.965	1	5	0	1.000	0	0
UNLV.....	85	57	25	3	.965	0	0	0	.000	1	0
Fresno State.....	194	123	60	11	.943	3	1	0	1.000	0	0
Missouri.....	102	69	26	7	.931	0	2	1	.667	0	0
Totals.....	1136		354		.966		14		.583		0
		743		39		7		10		4	

1991 NCAA WCWS Championship Game
Arizona vs UCLA
May 26, 1991 at Oklahoma City, OK (Hall of Fame Stadium)

Arizona 5 (56-16)

Player	AB	R	H	RBI	BB	SO	PO	A	LOB
Standering, Julie ss.....	3	1	0	0	0	0	2	7	0
Gauthier, Kristin cf.....	3	0	1	0	1	0	0	0	2
Jones, Julie 1b.....	4	0	3	2	0	1	11	0	1
Lady, Suzie lf.....	3	1	0	0	1	0	0	0	2
Miller, Jody c.....	3	1	0	0	1	0	2	0	0
Guise, Lisa 3b.....	3	0	0	0	1	1	0	6	0
Parra, Susie dp.....	3	0	1	1	0	2	0	0	0
Day, Debby p.....	2	1	1	1	1	1	0	3	2
Redondo, Stacy rf.....	3	0	1	0	0	2	0	0	0
Aguilar, Marcie 2b/pr....	0	1	0	0	0	0	6	0	0
Totals.....	27	5	7	4	5	7	21	16	7

UCLA 1 (56-7)

Player	AB	R	H	RBI	BB	SO	PO	A	LOB
Flynn, Shanna 1b.....	3	0	2	0	0	0	4	0	0
Dienelt, Kerry c.....	2	0	0	0	0	0	8	0	0
Chiaravanont, Bea pr....	0	0	0	0	0	0	0	0	0
Fernandez, Lisa 3b/p.....	2	1	2	1	1	0	3	3	0
Gutierrez, Yvonne lf.....	3	0	0	0	0	1	0	0	0
Phillips, Missy 2b/3b....	3	0	0	0	0	0	1	2	4
Maynez, Lorraine cf.....	2	0	0	0	1	1	0	0	0
Howard, Kristy ss.....	3	0	0	0	0	0	3	1	0
Victoria, Nichole rf/2b..	3	0	0	0	0	0	0	1	0
Weiman, DeDe dp/rf.....	3	0	0	0	0	0	1	0	1
Compton, Heather p/dp....	0	0	0	0	0	0	1	0	0
Totals.....	24	1	4	1	2	2	21	7	5

Score by Innings	R	H	E
Arizona..... 002 210 0 -	5	7	0
UCLA..... 000 100 0 -	1	4	1

E - PHILLIPS. LOB - Wildcats 7; Bruins 5. 3B - JONES. HR - FERNANDEZ. SH - STANDERING; DIENELT. SB - MILLER.

Arizona	IP	H	R	ER	BB	SO	AB	BF
Day, Debby.....	7.0	4	1	1	2	2	24	27

UCLA	IP	H	R	ER	BB	SO	AB	BF
Compton, Heather....	3.1	4	4	3	3	2	13	17
Fernandez, Lisa.....	3.2	3	1	1	2	5	14	16

Win - DAY (30-8). Loss - H.COMPTON (22-4). Save - None.
WP - FERNANDEZ 3; H.COMPTON 2. PB - MILLER.
Umpires - HP: Lola Wheeler 1B: Karla Smith 3B: Marty Makar
Start: 3:30 pm Time: 2:08 Attendance: 1881
Game: 1991G15

1991 NCAA WCWS Championship Game
Arizona vs UCLA - Play-by-Play
May 26, 1991 at Oklahoma City, OK (Hall of Fame Stadium)

Score by Innings		R	H	E
Arizona	002 210 0 -	5	7	0
UCLA	000 100 0 -	1	4	1

Arizona starters: 0/ss STANDERING; 0/cf GAUTHIER; 0/1b JONES; 0/lf LADY; 0/c MILLER; 0/3b GUISE; 0/dp PARRA; 0/p DAY; 0/rf REDONDO; 0/2b AGUILAR;
UCLA starters: 0/1b FLYNN; 0/c DIENELT; 0/3b FERNANDEZ; 0/lf GUTIERREZ; 0/2b PHILLIPS; 0/cf MAYNEZ; 0/ss KR.HOWARD; 0/rf VICTORIA; 0/dp WEIMAN; 0/p H.COMPTON;

Arizona 1st - STANDERING lined out to p. GAUTHIER grounded out to ss. JONES singled to left field. LADY popped up to 3b. 0 runs, 1 hit, 0 errors, 1 LOB.

UCLA 1st - FLYNN singled to left field. DIENELT out at first 3b to 2b, SAC; FLYNN advanced to second. FERNANDEZ singled to left field; FLYNN advanced to third. GUTIERREZ struck out swinging. PHILLIPS lined out to ss. 0 runs, 2 hits, 0 errors, 2 LOB.

Arizona 2nd - MILLER popped up to 2b. GUISE grounded out to 3b. PARRA struck out swinging. 0 runs, 0 hits, 0 errors, 0 LOB.

UCLA 2nd - MAYNEZ grounded out to 1b unassisted. KR.HOWARD grounded out to ss. VICTORIA grounded out to 3b. 0 runs, 0 hits, 0 errors, 0 LOB.

Arizona 3rd - DAY walked. REDONDO struck out swinging. STANDERING reached on an error by 2b, SAC; DAY advanced to second. STANDERING advanced to second; DAY advanced to third on a wild pitch. GAUTHIER walked. JONES tripled to right field, 2 RBI; GAUTHIER advanced to third, out at home rf to c; STANDERING scored, unearned; DAY scored. LADY fouled out to 3b. 2 runs, 1 hit, 1 error, 1 LOB.

UCLA 3rd - WEIMAN out at first p to 2b. FLYNN out at first 3b to 2b. DIENELT grounded out to p. 0 runs, 0 hits, 0 errors, 0 LOB.

Arizona 4th - MILLER walked. GUISE popped up to 3b. MILLER stole second. PARRA singled up the middle, RBI; MILLER scored. PARRA advanced to second on a wild pitch. AGUILAR pinch ran for PARRA. / for AGUILAR. DAY singled up the middle, advanced to second on the throw, RBI; AGUILAR scored. FERNANDEZ to p. PHILLIPS to 3b. VICTORIA to 2b. WEIMAN to rf. H.COMPTON to dp. REDONDO singled to shortstop. STANDERING reached on a fielder's choice; REDONDO advanced to second; DAY out at second p to ss. GAUTHIER flied out to rf. 2 runs, 3 hits, 0 errors, 2 LOB.

UCLA 4th - PARRA to dp for AGUILAR. AGUILAR to 2b. FERNANDEZ homered, RBI. GUTIERREZ grounded out to p. PHILLIPS grounded out to ss. MAYNEZ struck out swinging. 1 run, 1 hit, 0 errors, 0 LOB.

Arizona 5th - JONES singled, bunt. JONES advanced to second on a wild pitch. LADY walked. MILLER reached on a fielder's choice; LADY advanced to second; JONES out at second p to ss. MILLER advanced to second; LADY advanced to third on a wild pitch. GUISE walked. GUISE advanced to second; MILLER advanced to third; LADY scored on a wild pitch. PARRA struck out swinging. DAY struck out swinging. 1 run, 1 hit, 0 errors, 2 LOB.

UCLA 5th - KR.HOWARD grounded out to 3b. VICTORIA grounded out to ss. WEIMAN grounded out to ss. 0 runs, 0 hits, 0 errors, 0 LOB.

Arizona 6th - REDONDO struck out swinging. STANDERING popped up to ss. GAUTHIER singled up the middle. JONES struck out swinging. 0 runs, 1 hit, 0 errors, 1 LOB.

UCLA 6th - FLYNN singled. DIENELT reached on a fielder's choice; FLYNN out at second 3b to 2b. DIENELT advanced to second on a passed ball. CHIARAVANONT pinch ran for DIENELT. FERNANDEZ walked. GUTIERREZ reached on a fielder's choice; FERNANDEZ out at second 3b to 2b; CHIARAVANONT advanced to third. PHILLIPS grounded out to ss. 0 runs, 1 hit, 0 errors, 2 LOB.

Arizona 7th - DIENELT to c for CHIARAVANONT. LADY grounded out to 3b. MILLER grounded out to 3b. GUISE struck out swinging. 0 runs, 0 hits, 0 errors, 0 LOB.

UCLA 7th - MAYNEZ walked. KR.HOWARD flied out to ss. VICTORIA reached on a fielder's choice; MAYNEZ out at second ss to 2b. WEIMAN grounded out to ss. 0 runs, 0 hits, 0 errors, 1 LOB.

1992 National Collegiate Division I Women's

SOFTBALL CHAMPIONSHIP

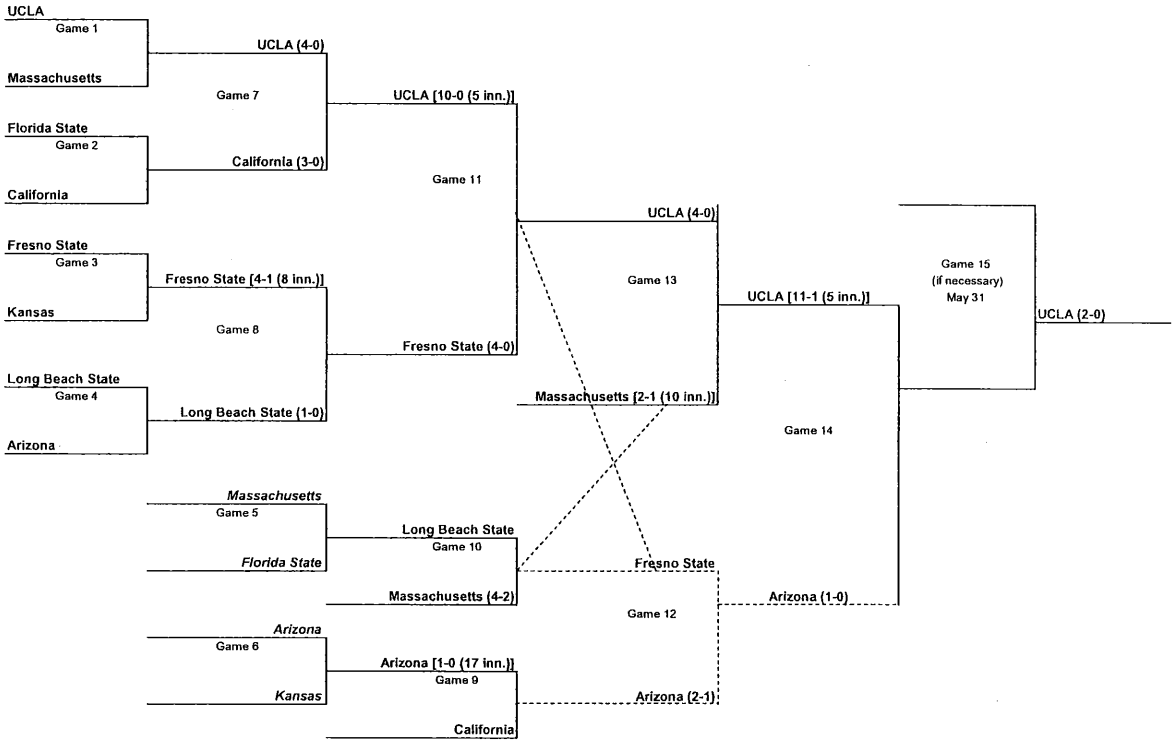

1992 Team Rosters

NCAA Women's College World Series

Arizona Wildcats

No.	Name
1	Susie Parra
3	Stephanie Salcido
4	Jennifer Martinez
5	Susie Duarte
7	Valerie Zepeda
8	Amy Chellevold
10	Renne Rosas
11	Lisa Guise
15	Jody Miller- Pruitt
18	Amanda Colvin
20	Laura Espinoza
23	Stacy Redondo
24	Jamie Heggen
32	Debby Day

Head Coach: Mike Candrea

California Golden Bears

No.	Name
0	Val Altamirano
2	Christy Campbell
3	Laura Terada
7	Lisa O'Connor
9	Marlo Cruz-Sands
11	Jennifer Horgan
12	Tera Brandon
14	Michele Granger
16	Sue Jacquez
20	Erika Perez
21	Janeen LaGrace
22	Tina Montoya
23	Robyn Burgess
26	Gillian Boxx
31	Tonya Seymore
33	Lidia Stiglich
34	Keri Kropke

Head Coach: Diane Ninemire

Florida St. Seminoles

No.	Name
1	Heather Feltinan
4	Jennie Dillmore
5	Susan Buttery
8	Penny Siqueiros
11	Cindy Gordon
12	Tina Getherall
16	Shannan Mitchem
17	Rebecca Aase
18	Toni Gutirrez
19	Leslie Adams
21	Jennifer Olow
22	Laurie Shepard
23	Lisa Davidson
24	Heather Conway
25	Leslie Barton

Head Coach: Dr. JoAnne Graf

Fresno St. Bulldogs

No.	Name
5	Maureen Brady
7	Michelle Bento
10	Donna McDaniel
12	Jenna Sawdon
13	Alycia Lawton
15	Angie Barnes
18	Michelle Bolt
21	Tiffany Martinez
24	Misty Poplawski
30	Kim Maher
32	Marcie Green
35	Christa Yorke
41	Rhonda Schwebach
42	Melissa Thatcher
44	Jennifer Donner
45	Terry Carpenter

Head Coach: Margie Wright

Kansas Jayhawks

No.	Name
2	Ty Saxby
3	Kelly Bongatti
4	Christy Arterburn
5	Shana Cole
6	Joy Herrera
8	Erin Wahaus
10	Camille Spitaleri
11	Lora Richardson
12	Leah Rogers
13	Krissy Carpenter
14	Jill Bailey
15	Stephani Williams
16	Shelly Sack
18	Jennifer Frost

Head Coach: Kalum Haack

Long Beach St. 49ers

No.	Name
1	Lori Yokoyama
2	Gina DiCorpo
3	Ivy Pinkerton
4	Sandra Ross
5	Kim Kostyk
7	Brigit Tapp
8	Stacy Van Essen
9	Ruby Flores
10	Linda Lunceford
11	Gia Wilkerson
12	Shanel Hill
13	Amy Geldbach
14	Mary Letourneau
17	Rae Rice
18	Kristyn Frady
19	Lisa Wilson

Head Coach: Pete Manarino

Massachusetts Minutewomen

Name
Angyla Brumm
Kelly Daut
Tracey Duest
Jenn Salisbury
Danielle Walsh
Tracey DuEst
Melissa Frydlo
Rachel Lawson
Tabitha Williams
Darlene Clafffey
Laurie Dondarski
Sherri Kuchinskas
Lisa Melz
Stacey Nichols
Holly Aprile
Peggy Bush
Jen Devlin
Barb Marean

Head Coach: Elaine Sortino

UCLA Bruins

No.	Name
2	Kelly Inouye
3	Felicia Cruz
4	Kristy Howard
5	DeDe Weiman
7	Joanne Alchin
8	Yvonne Gutierrez
9	Cindy Valero
10	Heather Compton
12	Janae Deffenbaugh
13	Jennifer Brewster
16	Lisa Fernandez
17	Nichole Victoria
22	Kathy Evans
32	Jennifer Brundage

Head Coaches:
Sharon Backus & Sue Enquist

1992 NCAA WCWS
Batting Leaders (as of Apr 30, 2007)
(All games)

Hitting minimums - 1 Games 10 AB
Pitching minimums - 1 Games 10 IP

Batting avg

1.	Geldbach, Amy, LBSU	.545
2.	Fernandez, Lisa, UCLA	.500
3.	Evans, Kathy, UCLA	.438
4.	Aprile, Holly, UMASS	.429
	Gutierrez, Yvonne, UCLA	.429

Slugging pct

1.	Gutierrez, Yvonne, UCLA	1.071
2.	Maher, Kim, FRESNOST	.571
3.	Geldbach, Amy, LBSU	.545
4.	Brundage, Jennifer, UCLA	.533
5.	Fernandez, Lisa, UCLA	.500

On base pct

1.	Gutierrez, Yvonne, UCLA	.556
2.	Geldbach, Amy, LBSU	.545
3.	Fernandez, Lisa, UCLA	.529
4.	Evans, Kathy, UCLA	.471
5.	Brundage, Jennifer, UCLA	.438

Runs scored

1.	Gutierrez, Yvonne, UCLA	6
	Fernandez, Lisa, UCLA	6
3.	Brewster, Jennifer, UCLA	5
4.	5 tied at	3

Hits

1.	Chellevold, Amy, ARIZ	8
	Fernandez, Lisa, UCLA	8
3.	Evans, Kathy, UCLA	7
4.	4 tied at	6

Runs batted in

1.	Gutierrez, Yvonne, UCLA	8
2.	Inouye, Kelly, UCLA	4
3.	6 tied at	3

Doubles

1.	Brundage, Jennifer, UCLA	2
2.	10 tied at	1

Triples

1.	Poplawski, Misty, FRESNOST	1
	Bongatti, Kelly, KAN	1

Home runs

1.	Gutierrez, Yvonne, UCLA	3
2.	Maher, Kim, FRESNOST	1
	Bento, Michelle, FRESNOST	1
	Marean, Barb, UMASS	1
	Brewster, Jennifer, UCLA	1

Total bases

1.	Gutierrez, Yvonne, UCLA	15
2.	Chellevold, Amy, ARIZ	9
3.	Brundage, Jennifer, UCLA	8
	Fernandez, Lisa, UCLA	8
	Maher, Kim, FRESNOST	8

Walks

1.	Gutierrez, Yvonne, UCLA	4
2.	5 tied at	2

Hit by pitch

1.	9 tied at	1

Sac bunts

1.	Victoria, Nichole, UCLA	3
	Marean, Barb, UMASS	3
3.	4 tied at	2

Sac flies

Stolen bases

1.	Barton, Leslie, FLST	3
2.	Aprile, Holly, UMASS	2
3.	6 tied at	1

Total plate appearances

1.	Heggen, Jamie, ARIZ	20
	Chellevold, Amy, ARIZ	20
3.	Espinoza, Laura, ARIZ	19
	Miller-Pruitt, Jody, ARIZ	19
5.	3 tied at	18

At bats

1.	Chellevold, Amy, ARIZ	19
2.	Espinoza, Laura, ARIZ	18
	Heggen, Jamie, ARIZ	18
4.	Miller-Pruitt, Jody, ARIZ	17
5.	3 tied at	16

Steal attempts

1.	Barton, Leslie, FLST	3
2.	Chellevold, Amy, ARIZ	2
	Miller-Pruitt, Jody, ARIZ	2
	Zepeda, Valerie, ARIZ	2
	Aprile, Holly, UMASS	2

Strikeouts

1.	Spitaleri, Camille, KAN	5
	Miller-Pruitt, Jody, ARIZ	5
	Salcido, Stephanie, ARIZ	5
4.	9 tied at	4

Caught stealing

1.	12 tied at	1

Grounded into DP

1.	Fernandez, Lisa, UCLA	1
	Martinez, Tiffany, FRESNOST	1
	Kuchinskas, Sherri, UMASS	1
	Bolt, Michelle, FRESNOST	1
	Kostyk, Kim, LBSU	1

1992 NCAA WCWS
Pitching Leaders (as of Apr 30, 2007)
(All games)

Hitting minimums - 1 Games 10 AB
Pitching minimums - 1 Games 10 IP

Earned run avg

1.	Fernandez, Lisa, UCLA.....	0.00
	Parra, Susie, ARIZ.....	0.00
3.	Green, Marcie, FRESNOST....	0.54
	Granger, Michelle, CAL.....	0.54
5.	Day, Debby, ARIZ.....	0.69

Opposing bat avg

1.	Fernandez, Lisa, UCLA.....	.108
2.	Granger, Michelle, CAL.....	.111
3.	Green, Marcie, FRESNOST....	.132
4.	Day, Debby, ARIZ.....	.134
5.	Williams, Stephani, KAN....	.159

Innings pitched

1.	Fernandez, Lisa, UCLA.....	26.0
2.	Aprile, Holly, UMASS.....	24.2
3.	Williams, Stephani, KAN....	24.0
	Parra, Susie, ARIZ.....	24.0
5.	Day, Debby, ARIZ.....	20.1

Batters struck out

1.	Fernandez, Lisa, UCLA.....	26
2.	Parra, Susie, ARIZ.....	20
3.	Carpenter, Terry, FRESNOST.	16
4.	Williams, Stephani, KAN....	13
	Granger, Michelle, CAL.....	13

Batters SO out looking

1.	Carpenter, Terry, FRESNOST.	5
	Parra, Susie, ARIZ.....	5
3.	Green, Marcie, FRESNOST....	4
	Granger, Michelle, CAL.....	4
5.	3 tied at.....	3

Wins

1.	Fernandez, Lisa, UCLA.....	4
2.	Parra, Susie, ARIZ.....	2
	Aprile, Holly, UMASS.....	2
4.	6 tied at.....	1

Saves

Appearances

1.	Aprile, Holly, UMASS.....	4
	Fernandez, Lisa, UCLA.....	4
3.	Day, Debby, ARIZ.....	3
4.	8 tied at.....	2

Games started

1.	Fernandez, Lisa, UCLA.....	4
2.	Day, Debby, ARIZ.....	3
	Aprile, Holly, UMASS.....	3
4.	7 tied at.....	2

Games finished

1.	Van Essen, Stacy, LBSU.....	1
	Aprile, Holly, UMASS.....	1

Games in relief

1.	Aprile, Holly, UMASS.....	1
	Flores, Ruby, LBSU.....	1
	Van Essen, Stacy, LBSU.....	1

Sac bunts allowed

1.	Aprile, Holly, UMASS.....	6
2.	Gutirrez, Toni, FLST.....	5
3.	Green, Marcie, FRESNOST....	4
	Parra, Susie, ARIZ.....	4
5.	2 tied at.....	3

Sac flies allowed

Losses

1.	Letourneau, Mary, LBSU.....	2
	Williams, Stephani, KAN....	2
	Day, Debby, ARIZ.....	2
	Gutirrez, Toni, FLST.....	2
5.	6 tied at.....	1

Runners picked off

1.	Inouye, Kelly, UCLA.....	1
	Yorke, Christa, FRESNOST...	1

Wild pitches

1.	Aprile, Holly, UMASS.....	5
2.	Granger, Michelle, CAL.....	1
	Gutirrez, Toni, FLST.....	1

Balks

Hit batters

1.	Aprile, Holly, UMASS.....	2
2.	7 tied at.....	1

Intentional BB allowed

1.	Carpenter, Terry, FRESNOST.	1
	Williams, Stephani, KAN....	1

Hits allowed

1.	Green, Marcie, FRESNOST....	5
	Granger, Michelle, CAL.....	5
3.	Letourneau, Mary, LBSU.....	8
4.	Van Essen, Stacy, LBSU.....	9
	Fernandez, Lisa, UCLA.....	9

Runs allowed

1.	Parra, Susie, ARIZ.....	0
	Fernandez, Lisa, UCLA.....	0
3.	Green, Marcie, FRESNOST....	1
4.	Van Essen, Stacy, LBSU.....	2
	Granger, Michelle, CAL.....	2

Earned runs allowed

1.	Parra, Susie, ARIZ.....	0
	Fernandez, Lisa, UCLA.....	0
3.	Granger, Michelle, CAL.....	1
	Green, Marcie, FRESNOST....	1
5.	Day, Debby, ARIZ.....	2

Walks allowed

1.	Parra, Susie, ARIZ.....	0
	Letourneau, Mary, LBSU.....	0
3.	Williams, Stephani, KAN....	1
4.	Carpenter, Terry, FRESNOST.	2
	Fernandez, Lisa, UCLA.....	2

Doubles allowed

1.	Parra, Susie, ARIZ.....	0
	Green, Marcie, FRESNOST....	0
	Day, Debby, ARIZ.....	0
	Fernandez, Lisa, UCLA.....	0
5.	Carpenter, Terry, FRESNOST.	1

Triples allowed

1. Parra, Susie, ARIZ.....	0
Green, Marcie, FRESNOST....	0
Day, Debby, ARIZ.....	0
Fernandez, Lisa, UCLA.....	0
Aprile, Holly, UMASS.....	0

Home runs allowed

1. Parra, Susie, ARIZ.....	0
Green, Marcie, FRESNOST....	0
Letourneau, Mary, LBSU.....	0
Granger, Michelle, CAL.....	0
Fernandez, Lisa, UCLA.....	0

1992 NCAA WCWS
Fielding Leaders (as of Apr 30, 2007)
(All games)

Hitting minimums - 1 Games
Pitching minimums - 1 Games 10 IP

Fielding pct

1. Lawson, Rachel, UMASS.....	1.000
Inouye, Kelly, UCLA.....	1.000
Yorke, Christa, FRESNOST...	1.000
Chellevold, Amy, ARIZ.....	1.000
Salcido, Stephanie, ARIZ...	1.000

Chances

1. Lawson, Rachel, UMASS.....	42
2. Inouye, Kelly, UCLA.....	41
3. Miller-Pruitt, Jody, ARIZ..	38
4. Yorke, Christa, FRESNOST...	35
5. Chellevold, Amy, ARIZ.....	34

Putouts

1. Lawson, Rachel, UMASS.....	41
2. Inouye, Kelly, UCLA.....	36
3. Chellevold, Amy, ARIZ.....	34
4. Miller-Pruitt, Jody, ARIZ..	31
5. Yorke, Christa, FRESNOST...	29

Assists

1. Duarte, Susie, ARIZ.....	26
2. Espinoza, Laura, ARIZ.....	15
3. Marean, Barb, UMASS.....	14
4. 3 tied at.....	13

Fielding double plays

1. Cole, Shana, KAN.....	2
Day, Debby, ARIZ.....	2
3. 16 tied at.....	1

Passed balls

1. Wilson, Lisa, LBSU.....	1
Adams, Leslie, FLST.....	1

Catchers interference

Steal attempts against

1. Kuchinskas, Sherri, UMASS..	5
Aprile, Holly, UMASS.....	5
3. Miller-Pruitt, Jody, ARIZ..	4
Inouye, Kelly, UCLA.....	4
5. 6 tied at.....	3

Stolen bases against

1. Kuchinskas, Sherri, UMASS..	3
Aprile, Holly, UMASS.....	3
3. 5 tied at.....	2

Caught stealing by

1. Fernandez, Lisa, UCLA.....	3
Yorke, Christa, FRESNOST...	3
Inouye, Kelly, UCLA.....	3
4. 4 tied at.....	2

Errors

1. Espinoza, Laura, ARIZ.....	3
Boxx, Gillian, CAL.....	3
Pinkerton, Ivy, LBSU.....	3
4. 6 tied at.....	2

1992 NCAA WCWS
Overall Statistics (as of Apr 30, 2007)
(All games Sorted by Batting avg)

Team	AVG	G	AB	R	H	2B	3B	HR	RBI	TB	SLG%	BB	HBP	SO	GDP	OB%	SF	SH	SB-ATT	PO	A	E	FLD%
UCLA.....	.333	5	129	31	43	4	0	4	25	59	.457	10	1	7	1	.386	0	7	0-2	93	35	5	.962
Florida State.....	.208	2	53	2	11	0	0	0	2	11	.208	3	2	10	0	.276	0	1	3-3	39	20	4	.937
Fresno State.....	.207	4	111	8	23	2	1	2	7	33	.297	2	1	20	2	.228	0	2	0-0	84	33	3	.975
Massachusetts.....	.163	4	98	7	16	1	0	1	7	20	.204	2	1	25	1	.188	0	7	3-3	83	58	4	.972
Long Beach State....	.160	3	81	2	13	0	0	0	1	13	.160	3	0	7	1	.190	0	4	1-2	69	30	4	.961
Arizona.....	.159	5	138	4	22	3	0	0	2	25	.181	9	2	33	0	.221	0	8	3-9	133	72	4	.981
Kansas.....	.136	2	81	1	11	1	1	0	1	14	.173	0	1	25	0	.146	0	3	1-3	72	24	5	.950
California.....	.097	3	62	4	6	1	0	0	2	7	.113	2	1	13	0	.138	0	1	0-1	54	27	10	.890
Totals.....	.193		753		145		2		47		.242		9		5		0		11-23		299		.960
		28		59		12		7		182		31		140		.233		33		627		39	

(All games Sorted by Earned run avg)

Team	ERA	W-L	G	CG	SHO/CBO	SV	IP	H	R	ER	BB	SO	2B	3B	HR	AB	B/Avg	WP	HBP	BK	SFA	SHA
UCLA.....	0.23	5-0	5	5	4/0	0	31.0	13	1	1	2	36	0	0	1	103	.126	0	0	0	0	2
Arizona.....	0.32	3-2	5	5	2/0	0	44.1	22	4	2	4	28	0	0	1	147	.150	0	2	0	0	7
Kansas.....	0.88	0-2	2	2	0/0	0	24.0	14	5	3	1	13	2	0	1	88	.159	0	1	0	0	1
California.....	1.17	1-2	3	3	1/0	0	18.0	16	12	3	6	13	3	0	0	74	.216	1	0	0	0	3
Fresno State.....	1.25	2-2	4	4	1/0	0	28.0	17	6	5	6	24	1	1	1	94	.181	0	2	0	0	5
Florida State.....	1.62	0-2	2	2	0/0	0	13.0	10	7	3	3	6	1	0	0	45	.222	1	1	0	0	5
Long Beach State....	1.83	1-2	3	2	1/0	0	23.0	17	6	6	2	15	3	1	1	88	.193	0	1	0	0	4
Massachusetts.....	3.29	2-2	4	3	0/0	0	27.2	36	18	13	7	5	2	0	2	114	.316	5	2	0	0	6
Totals.....	1.21		28		9/0		209.0		59		31		12		7		.193		9		0	
		14-14		26		0		145		36		140		2		753		7		0		33

PB - 49ers 1, Seminoles 1. Pickoffs - Bulldogs 1, Bruins 1.

(All games Sorted by Fielding pct)

Team	C	PO	A	E	FLD%	DPs	SBA	CSB	SBA%	PB	CI
Arizona.....	209	133	72	4	.981	2	2	2	.500	0	0
Fresno State.....	120	84	33	3	.975	0	0	3	.000	0	0
Massachusetts.....	145	83	58	4	.972	1	3	2	.600	0	0
UCLA.....	133	93	35	5	.962	1	1	3	.250	0	0
Long Beach State....	103	69	30	4	.961	0	0	0	.000	1	0
Kansas.....	101	72	24	5	.950	2	1	0	1.000	0	0
Florida State.....	63	39	20	4	.937	1	2	1	.667	1	0
California.....	91	54	27	10	.890	1	2	1	.667	0	0
Totals.....	965		299		.960		11		.478		0
		627		39		8		12		2	

1992 NCAA WCWS Championship Game
Arizona vs UCLA
May 25, 1992 at Oklahoma City, OK (Hall of Fame Stadium)

Arizona 0 (58-7)

Player	AB	R	H	RBI	BB	SO	PO	A	LOB
Chellevold, Amy 1b	3	0	3	0	0	0	8	0	0
Heggen, Jamie cf	2	0	0	0	0	0	0	0	1
Espinoza, Laura ss	3	0	0	0	0	0	3	2	0
Miller-Pruitt, Jody c	2	0	0	0	1	0	2	1	1
Parra, Susie dh	2	0	1	0	0	1	0	0	0
Guise, Lisa rf	2	0	0	0	0	2	0	0	0
Day, Debby p	2	0	0	0	0	2	1	2	0
Salcido, Stephanie 2b	2	0	0	0	0	0	4	3	0
Redondo, Stacy lf	2	0	0	0	0	1	0	0	0
Duarte, Susie 3b/pr	1	0	0	0	0	0	1	4	0
Totals	21	0	4	0	1	6	19	12	2

UCLA 2 (54-2)

Player	AB	R	H	RBI	BB	SO	PO	A	LOB
Evans, Kathy cf	3	0	2	0	0	0	1	0	0
Victoria, Nichole 2b	3	0	1	0	0	0	2	2	0
Fernandez, Lisa p	3	0	0	0	0	0	0	1	2
Gutierrez, Yvonne lf	3	1	1	0	0	1	0	0	0
Brundage, Jennifer dh	2	0	1	0	0	0	0	0	0
Brewster, Jennifer rf	3	1	1	2	0	0	0	0	0
Inouye, Kelly c	2	0	0	0	0	0	6	4	1
Alchin, Joanne 3b	2	0	0	0	0	0	0	1	0
Howard, Kristy ss	1	0	0	0	1	0	6	1	0
Weiman, DeDe 1b	0	0	0	0	0	0	6	0	0
Totals	22	2	6	2	1	1	21	9	3

Score by Innings		R	H	E
Arizona	000 000 0 -	0	4	0
UCLA	000 000 2 -	2	6	0

Note: 1 out, 0 runners LOB when the game ended.

DP - Wildcats 1. LOB - Wildcats 2; Bruins 3. HR - BREWSTER. SH - HEGGEN; BRUNDAGE. CS - CHELLEVOLD; MILLER-PRUIT; DUARTE; KR.HOWARD.

Arizona	IP	H	R	ER	BB	SO	AB	BF
Day, Debby	6.1	6	2	2	1	1	22	24

UCLA	IP	H	R	ER	BB	SO	AB	BF
Fernandez, Lisa	7.0	4	0	0	1	6	21	23

Win - FERNANDEZ (29-0). Loss - DAY (32-5). Save - None.
Umpires - HP: Melinda Taggart 1B: Johnny Welton 3B: Melinda Bowen
Start: 1:00 pm Time: 1:37 Attendance: 2501
Game: 1992GM14

1992 NCAA WCWS Championship Game
Arizona vs UCLA - Play-by-Play
May 25, 1992 at Oklahoma City, OK (Hall of Fame Stadium)

Score by Innings		R	H	E
Arizona	000 000 0 -	0	4	0
UCLA	000 000 2 -	2	6	0

Arizona starters: 0/1b CHELLEVOLD; 0/cf HEGGEN; 0/ss ESPINOZA; 0/c MILLER-PRUIT; 0/dh PARRA; 0/rf GUISE; 0/p DAY; 0/2b SALCIDO; 0/lf REDONDO; 0/3b DUARTE;
UCLA starters: 0/cf EVANS; 0/2b VICTORIA; 0/p FERNANDEZ; 0/lf GUTIERREZ; 0/dh BRUNDAGE; 0/rf BREWSTER; 0/c INOUYE; 0/3b ALCHIN; 0/ss KR.HOWARD; 0/1b WEIMAN;

Arizona 1st - CHELLEVOLD singled up the middle. HEGGEN out at first c to 2b, SAC; CHELLEVOLD advanced to second. ESPINOZA popped up to ss. MILLER-PRUIT popped up to ss. 0 runs, 1 hit, 0 errors, 1 LOB.

UCLA 1st - EVANS singled. VICTORIA fouled out to c. FERNANDEZ grounded into double play p to ss to 1b; EVANS out on the play. 0 runs, 1 hit, 0 errors, 0 LOB.

Arizona 2nd - PARRA struck out swinging. GUISE struck out swinging. DAY struck out swinging. 0 runs, 0 hits, 0 errors, 0 LOB.

UCLA 2nd - GUTIERREZ out at first p to 2b, bunt. BRUNDAGE grounded out to 2b. BREWSTER grounded out to 3b. 0 runs, 0 hits, 0 errors, 0 LOB.

Arizona 3rd - SALCIDO popped up to 2b. REDONDO struck out swinging. CHELLEVOLD singled, bunt. CHELLEVOLD out at second c to ss, caught stealing. 0 runs, 1 hit, 0 errors, 0 LOB.

UCLA 3rd - INOUYE grounded out to 2b. ALCHIN popped up to 1b. KR.HOWARD walked. KR.HOWARD out at second c to ss, caught stealing. 0 runs, 0 hits, 0 errors, 0 LOB.

Arizona 4th - HEGGEN grounded out to 2b. ESPINOZA popped up to 1b. MILLER-PRUIT walked. MILLER-PRUIT out at second c to ss, caught stealing. 0 runs, 0 hits, 0 errors, 0 LOB.

UCLA 4th - EVANS lined out to ss. VICTORIA grounded out to 2b. FERNANDEZ grounded out to 3b. 0 runs, 0 hits, 0 errors, 0 LOB.

Arizona 5th - PARRA singled to left center. GUISE struck out swinging. DUARTE pinch ran for PARRA. / for DUARTE. DUARTE out at second c to ss, caught stealing. DAY struck out looking. 0 runs, 1 hit, 0 errors, 0 LOB.

UCLA 5th - DUARTE to 3b. DUARTE to 3b. / for DUARTE. GUTIERREZ struck out swinging. BRUNDAGE singled to left field. BREWSTER popped up to p. INOUYE popped up to 2b. 0 runs, 1 hit, 0 errors, 1 LOB.

Arizona 6th - SALCIDO grounded out to 2b. REDONDO popped up to ss. CHELLEVOLD singled. HEGGEN grounded out to p. 0 runs, 1 hit, 0 errors, 1 LOB.

UCLA 6th - ALCHIN out at first 3b to 2b. KR.HOWARD grounded out to ss. EVANS singled, bunt. VICTORIA singled to left field; EVANS advanced to second. FERNANDEZ lined out to 3b. 0 runs, 2 hits, 0 errors, 2 LOB.

Arizona 7th - ESPINOZA grounded out to 3b. MILLER-PRUIT flied out to cf. DUARTE grounded out to ss. 0 runs, 0 hits, 0 errors, 0 LOB.

UCLA 7th - GUTIERREZ singled up the middle. BRUNDAGE out at first 3b to 2b, SAC, bunt; GUTIERREZ advanced to second. BREWSTER homered, 2 RBI; GUTIERREZ scored. 2 runs, 2 hits, 0 errors, 0 LOB.

1993 National Collegiate Division I Women's

SOFTBALL CHAMPIONSHIP

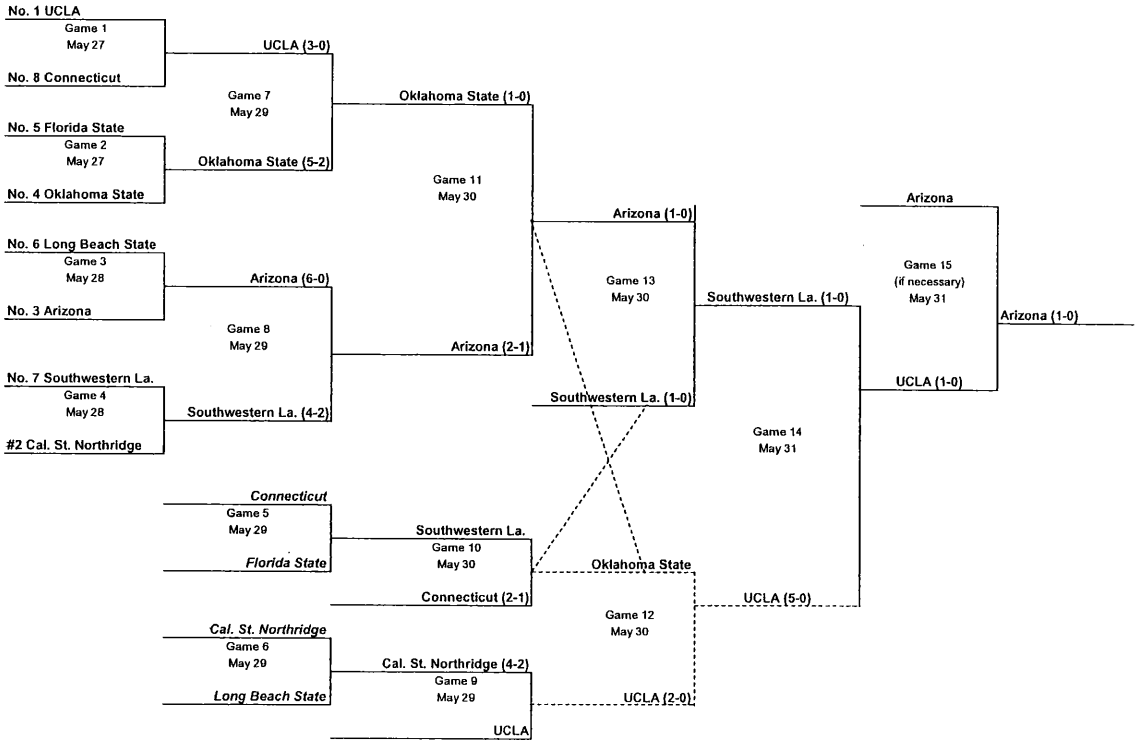

1993 Team Rosters

NCAA Women's College World Series

Arizona Wildcats

No.	Name
1	Susie Parra
4	Michelle Martinez
5	Susie Duarte
7	Valerie Zepeda
8	Krista Gomez
10	Renne Rosas
11	Lisa Guise
13	Amy Chellevold
15	Jody Miller- Pruitt
16	Jenny Dalton
18	Amanda Colvin
20	Leah O'Brien
23	Stacy Redondo
24	Jamie Heggen
30	Laura Espinoza

Head Coach: Mike Candrea

Cal St. Northridge Matadors

No.	Name
1	Kelli Koens
2	Shannon Jones
4	Kari Hazlett
6	Scia Maumausolo
11	Terri Pearson
12	Kelly Toovey
13	Jennifer Richardson
15	Denise Swank
16	Tamara Ivie
21	Jen Fleming
22	Missy Cress
23	Amy Windmiller
28	Vicky Rios
29	Kathy Blake
30	Shelby Wilcox
34	Beth Calcante

Head Coach: Gary Torgeson

Connecticut Huskies

No.	Name
5	Dina Adams
6	Tabitha Lyons
7	Kathy Flores
8	Kara Chanasyk
9	Tricia Fiut
10	Shari Blackman
12	Heather Baehr
14	Kim Staehle
16	Janna Venice
17	Donna Fagan
18	Khristen Andrade
19	Ericka Nole
20	Joanne Smith
21	Chris Woodman
22	Wendy Farrar
23	Pat Conlan
24	Chris Wajda
25	Andrea D'Innocenzo

Head Coach: Karen Mullins

Florida St. Seminoles

No.	Name
1	Heather Feltinan
2	Shamalene Wilson
3	Tina Wood
4	Jennie Dillmore
5	Susan Buttery
11	Cindy Gordon
12	Tina Getherall
17	Rebecca Aase
18	Toni Gutirrez
19	Leslie Adams
21	Jennifer Olow
22	Laurie Shepard
23	Lisa Davidson
24	Heather Conway
25	Leslie Barton
27	Marla Looper

Head Coach: Dr. JoAnne Graf

Long Beach St. 49ers

No.	Name
1	Olga Delgado
2	Gina DiCorpo
4	Sandra Ross
7	Brigit Tapp
8	Stacy Van Essen
10	Linda Lunceford
12	Shanel Hill
13	Gia Wilkerson
14	Mary Letourneau
15	Kristyn Frady
18	Rae Rice
19	Lisa Wilson
23	Danielle McLeod

Head Coach: Pete Manarino

Southwestern Louisiana

No.	Name
2	Lynn Britton
5	Missy Skow
7	Tiffany Whittall
8	Vanessa Avant
9	Pam Crampton
10	Alyson Habetz
11	Kyla Hall
12	Tami Pearson
15	Kathy Morton
16	Kim Heath
22	Melody Mohar
25	Jenni Thomas
27	Heather Neville
29	Jennifer Clendenin

Head Coach: Yvette Girouard

Oklahoma St. Cowgirls

No.	Name
4	Angela Flynn
5	Melanie Roche
10	K.K. McCoy
11	Ali O'Connor
14	April Austin
15	Toni Brown
16	Shyla Sicks
18	Chrissy Oliver
20	Angie Irby
21	Halle Headrick
22	Ann Porter
23	Renee Cline
30	Kendra Hanes
31	Wendy Carter
35	Sandra Burkey
52	Linda Sodano

Head Coach: Sandy Fischer

UCLA Bruins

No.	Name
1	Becky Toler
2	Kelly Inouye
3	Felicia Cruz
4	Kristy Howard
5	DeDe Weiman
6	Nicole Anderson
7	Joanne Alchin
8	Kelly Howard
9	Cindy Valero
12	Janae Deffenbaugh
13	Jennifer Brewster
16	Lisa Fernandez
17	Nichole Victoria
22	Kathi Evans
32	Jennifer Brundage

Head Coaches:
Sharon Backus & Sue Enquist

1993 Women's College World Series
Batting Leaders (as of Apr 30, 2007)
(All games)

Hitting minimums - 1 Games 10 AB
Pitching minimums - 1 Games 10 IP

Batting avg

1.	Fernandez, Lisa, UCLA	.429
2.	Pruitt, Jody, ARIZ	.412
3.	Redondo, STacy, ARIZ	.400
4.	Morton, Kathy, ULL	.357
5.	Gomez, Krista, ARIZ	.313

Slugging pct

1.	Fernandez, Lisa, UCLA	.643
2.	Deffenbaugh, Janae, UCLA	.636
3.	D'Innocenzo, Andrea, UCONN.	.600
4.	Pruitt, Jody, ARIZ	.529
5.	Hall, Kyla, ULL	.429

On base pct

1.	Fernandez, Lisa, UCLA	.619
2.	Redondo, STacy, ARIZ	.438
3.	Pruitt, Jody, ARIZ	.412
4.	Morton, Kathy, ULL	.357
5.	O'Brien, Leah, ARIZ	.316

Runs scored

1.	Chellevold, Amy, ARIZ	3
2.	9 tied at	2

Hits

1.	Pruitt, Jody, ARIZ	7
2.	Chellevold, Amy, ARIZ	6
	Redondo, STacy, ARIZ	6
	Fernandez, Lisa, UCLA	6
5.	3 tied at	5

Runs batted in

1.	O'Brien, Leah, ARIZ	4
2.	Deffenbaugh, Janae, UCLA	3
	Espinoza, Laura, ARIZ	3
4.	4 tied at	2

Doubles

1.	Pruitt, Jody, ARIZ	2
	Habetz, Alyson, ULL	2
	Howard, Kelly, UCLA	2
4.	3 tied at	1

Triples

1.	Pearson, Tami, ULL	1
	Deffenbaugh, Janae, UCLA	1

Home runs

1.	Hall, Kyla, ULL	1
	Fernandez, Lisa, UCLA	1
	D'Innocenzo, Andrea, UCONN.	1
	Deffenbaugh, Janae, UCLA	1
	Brewster, Jennifer, UCLA	1

Total bases

1.	Pruitt, Jody, ARIZ	9
	Fernandez, Lisa, UCLA	9
3.	Deffenbaugh, Janae, UCLA	7
4.	4 tied at	6

Walks

1.	Fernandez, Lisa, UCLA	7
2.	Evans, Kathi, UCLA	3
	Howard, Kelly, UCLA	3
4.	8 tied at	2

Hit by pitch

1.	Pearson, Terri, CSUN	1
	Heggen, Jamie, ARIZ	1
	Hanes, Kendra, OKST	1
	Parra, Susie, ARIZ	1

Sac bunts

1.	Howard, Kristy, UCLA	3
2.	8 tied at	2

Sac flies

1.	O'Brien, Leah, ARIZ	2
2.	Fleming, Jen, CSUN	1
	Hanes, Kendra, OKST	1
	Ivie, Tamara, CSUN	1
	Roche, Melanie, OKST	1

Stolen bases

1.	Pruitt, Jody, ARIZ	2
2.	6 tied at	1

Total plate appearances

1.	Howard, Kelly, UCLA	23
2.	Chellevold, Amy, ARIZ	21
	Fernandez, Lisa, UCLA	21
4.	4 tied at	20

At bats

1.	Chellevold, Amy, ARIZ	21
2.	Brewster, Jennifer, UCLA	20
3.	Howard, Kelly, UCLA	19
4.	4 tied at	17

Steal attempts

1.	Pearson, Tami, ULL	3
2.	Redondo, STacy, ARIZ	2
	Pruitt, Jody, ARIZ	2
4.	6 tied at	1

Strikeouts

1.	Sodano, LInda, OKST	8
2.	Pearson, Tami, ULL	7
	Hanes, Kendra, OKST	7
	Morton, Kathy, ULL	7
5.	2 tied at	6

Caught stealing

1.	Pearson, Tami, ULL	2
2.	Redondo, STacy, ARIZ	1
	Barton, Leslie, FLST	1
	Oliver, Chrissy, OKST	1

Grounded into DP

1.	Wilson, Lisa, LBSU	1
	Whittall, Tiffany, ULL	1
	Fernandez, Lisa, UCLA	1

1993 Women's College World Series
Pitching Leaders (as of Apr 30, 2007)
(All games)

Hitting minimums - 1 Games 10 AB
Pitching minimums - 1 Games 10 IP

Earned run avg

1.	Fernandez, Lisa, UCLA	0.15
2.	Parra, Susie, ARIZ	0.18
3.	Hall, Kyla, ULL	0.70
4.	Blake, Kathy, CSUN	0.88
5.	Conlan, Pat, UCONN	1.00

Opposing bat avg

1.	Fernandez, Lisa, UCLA	.073
2.	Parra, Susie, ARIZ	.127
3.	Conlan, Pat, UCONN	.162
4.	Blake, Kathy, CSUN	.179
5.	Hall, Kyla, ULL	.192

Innings pitched

1.	Fernandez, Lisa, UCLA	46.1
2.	Parra, Susie, ARIZ	39.0
3.	Roche, Melanie, OKST	30.2
4.	Hall, Kyla, ULL	30.0
5.	Conlan, Pat, UCONN	21.0

Batters struck out

1.	Fernandez, Lisa, UCLA	59
2.	Parra, Susie, ARIZ	52
3.	Hall, Kyla, ULL	17
4.	Roche, Melanie, OKST	15
5.	Blake, Kathy, CSUN	10

Batters SO out looking

1.	Parra, Susie, ARIZ	12
2.	Fernandez, Lisa, UCLA	9
3.	Roche, Melanie, OKST	4
4.	Hall, Kyla, ULL	3
	Windmiller, Amy, CSUN	3

Wins

1.	Parra, Susie, ARIZ	4
	Fernandez, Lisa, UCLA	4
3.	Hall, Kyla, ULL	2
	Roche, Melanie, OKST	2
5.	3 tied at	1

Saves

Appearances

1.	Fernandez, Lisa, UCLA	6
2.	Parra, Susie, ARIZ	5
3.	Hall, Kyla, ULL	4
	Roche, Melanie, OKST	4
5.	2 tied at	3

Games started

1.	Fernandez, Lisa, UCLA	6
2.	Parra, Susie, ARIZ	5
3.	Hall, Kyla, ULL	4
	Roche, Melanie, OKST	4
5.	Conlan, Pat, UCONN	3

Games finished

1.	Oliver, Chrissy, OKST	2
2.	Rice, Rae, LBSU	1
	Guttierez, Toni, FLST	1
	Blake, Kathy, CSUN	1

Games in relief

1.	Oliver, Chrissy, OKST	2
2.	Rice, Rae, LBSU	1
	Blake, Kathy, CSUN	1
	Guttierez, Toni, FLST	1

Sac bunts allowed

1.	Roche, Melanie, OKST	8
2.	Hall, Kyla, ULL	7
	Parra, Susie, ARIZ	7
4.	Fernandez, Lisa, UCLA	5
5.	2 tied at	4

Sac flies allowed

1.	Looper, Marla, FLST	2
	Hall, Kyla, ULL	2
3.	Rice, Rae, LBSU	1
	Van Essen, Stacy, LBSU	1

Losses

1.	Conlan, Pat, UCONN	2
	Fernandez, Lisa, UCLA	2
	Roche, Melanie, OKST	2
	Hall, Kyla, ULL	2
5.	7 tied at	1

Runners picked off

1.	Inouye, Kelly, UCLA	2

Wild pitches

1.	Parra, Susie, ARIZ	2
2.	Looper, Marla, FLST	1
	Fernandez, Lisa, UCLA	1
	Aase, Rebecca, FLST	1

Balks

Hit batters

1.	Roche, Melanie, OKST	2
2.	Fernandez, Lisa, UCLA	1
	Hall, Kyla, ULL	1

Intentional BB allowed

1.	Van Essen, Stacy, LBSU	2
2.	Parra, Susie, ARIZ	1
	Hall, Kyla, ULL	1

Hits allowed

1.	Blake, Kathy, CSUN	10
2.	Fernandez, Lisa, UCLA	11
3.	Conlan, Pat, UCONN	12
4.	Parra, Susie, ARIZ	17
5.	Hall, Kyla, ULL	20

Runs allowed

1.	Parra, Susie, ARIZ	2
	Fernandez, Lisa, UCLA	2
3.	Blake, Kathy, CSUN	4
4.	Hall, Kyla, ULL	5
	Conlan, Pat, UCONN	5

Earned runs allowed

1.	Fernandez, Lisa, UCLA	1
	Parra, Susie, ARIZ	1
3.	Blake, Kathy, CSUN	2
4.	Conlan, Pat, UCONN	3
	Hall, Kyla, ULL	3

Walks allowed

1.	Blake, Kathy, CSUN	2
2.	Parra, Susie, ARIZ	6
3.	Hall, Kyla, ULL	7
	Roche, Melanie, OKST	7
5.	Fernandez, Lisa, UCLA	8

Doubles allowed

1.	Fernandez, Lisa, UCLA	0
	Hall, Kyla, ULL	0
	Parra, Susie, ARIZ	0
4.	Blake, Kathy, CSUN	1
5.	Conlan, Pat, UCONN	2

Triples allowed

1.	Fernandez, Lisa, UCLA	0
	Hall, Kyla, ULL	0
	Parra, Susie, ARIZ	0
	Roche, Melanie, OKST	0
	Conlan, Pat, UCONN	0

Home runs allowed

1.	Fernandez, Lisa, UCLA	0
	Blake, Kathy, CSUN	0
	Conlan, Pat, UCONN	0
4.	Hall, Kyla, ULL	1
	Parra, Susie, ARIZ	1

1993 Women's College World Series
Fielding Leaders (as of Apr 30, 2007)
(All games)

Hitting minimums - 1 Games
Pitching minimums - 1 Games 10 IP

Fielding pct

1.	Inouye, Kelly, UCLA	1.000
	Alchin, Joanne, UCLA	1.000
	Habetz, Alyson, ULL	1.000
	Chellevold, Amy, ARIZ	1.000
	Whittall, Tiffany, ULL	1.000

Chances

1.	Inouye, Kelly, UCLA	60
2.	Pruitt, Jody, ARIZ	58
3.	Alchin, Joanne, UCLA	54
4.	Wajda, Chris, UCONN	35
5.	Habetz, Alyson, ULL	34

Putouts

1.	Inouye, Kelly, UCLA	57
2.	Pruitt, Jody, ARIZ	54
3.	Alchin, Joanne, UCLA	51
4.	Wajda, Chris, UCONN	30
	Habetz, Alyson, ULL	30

Assists

1.	Fernandez, Lisa, UCLA	19
2.	Neville, Heather, ULL	17
3.	Howard, Kelly, UCLA	16
4.	Roche, Melanie, OKST	14
5.	2 tied at	11

Fielding double plays

1.	Chellevold, Amy, ARIZ	2
2.	10 tied at	1

Passed balls

1.	Sicks, Shyla, OKST	1
	Cress, Missy, CSUN	1
	Inouye, Kelly, UCLA	1
	Frady, Kristyn, LBSU	1

Catchers interference

Steal attempts against

1.	Conlan, Pat, UCONN	4
	Andrade, Khristen, UCONN	4
3.	Whittall, Tiffany, ULL	3
	Hall, Kyla, ULL	3
5.	2 tied at	2

Stolen bases against

1.	Hall, Kyla, ULL	2
	Andrade, Khristen, UCONN	2
	Whittall, Tiffany, ULL	2
	Conlan, Pat, UCONN	2
5.	8 tied at	1

Caught stealing by

1.	Conlan, Pat, UCONN	2
	Andrade, Khristen, UCONN	2
3.	6 tied at	1

Errors

1.	Duarte, Susie, ARIZ	4
	Howard, Kristy, UCLA	4
3.	7 tied at	2

1993 Women's College World Series
Overall Statistics (as of Apr 30, 2007)
(All games Sorted by Batting avg)

Team	AVG	G	AB	R	H	2B	3B	HR	RBI	TB	SLG%	BB	HBP	SO	GDP	OB%	SF	SH	SB-ATT	PO	A	E	FLD%
Arizona.....	.262	5	149	10	39	2	0	0	9	41	.275	7	2	19	0	.300	2	7	4-5	117	34	9	.944
Connecticut.....	.182	3	77	2	14	0	0	1	1	17	.221	4	0	19	0	.222	0	1	0-0	63	40	5	.954
Long Beach State....	.173	2	52	2	9	0	0	0	2	9	.173	3	0	10	1	.218	0	0	0-0	39	18	5	.919
UCLA.....	.161	6	155	11	25	2	1	3	10	38	.245	15	0	16	1	.235	0	9	0-0	139	60	6	.971
Oklahoma State.....	.161	4	118	6	19	1	0	0	5	20	.169	7	1	35	0	.211	2	9	0-1	103	40	6	.960
Florida State.....	.160	2	50	3	8	2	0	0	3	10	.200	4	0	12	0	.222	0	3	1-2	40	24	3	.955
Cal State Northridge	.153	3	72	6	11	0	0	0	6	11	.153	4	1	22	0	.203	2	6	0-0	63	28	3	.968
Louisiana-Lafayette.	.148	5	128	7	19	2	1	1	6	26	.203	6	0	43	1	.187	0	4	3-5	111	39	2	.987
Totals.....	.180	30	801	47	144	9	2	5	42	172	.215	50	4	176	3	.230	6	39	8-13	675	283	39	.961

(All games Sorted by Earned run avg)

Team	ERA	W-L	G	CG	SHO/CBO	SV	IP	H	R	ER	BB	SO	2B	3B	HR	AB	B/Avg	WP	HBP	BK	SFA	SHA
UCLA.....	0.15	4-2	6	6	4/0	0	46.1	11	2	1	8	59	0	0	0	151	.073	1	1	0	0	5
Arizona.....	0.18	4-1	5	5	3/0	0	39.0	17	2	1	6	52	0	0	1	134	.127	2	0	0	0	7
Louisiana-Lafayette.	0.57	3-2	5	5	2/0	0	37.0	23	5	3	7	21	0	0	1	128	.180	0	1	0	2	7
Connecticut.....	1.00	1-2	3	3	0/0	0	21.0	12	5	3	10	6	2	0	0	74	.162	0	0	0	0	4
Oklahoma State.....	1.63	2-2	4	2	1/0	0	34.1	27	8	8	7	16	4	0	2	126	.214	0	2	0	0	8
Cal State Northridge	1.67	1-2	3	2	0/0	0	21.0	16	8	5	3	15	2	2	0	77	.208	0	0	0	0	2
Florida State.....	3.15	0-2	2	1	0/0	0	13.1	18	7	6	5	2	1	0	1	54	.333	2	0	0	2	2
Long Beach State....	3.23	0-2	2	1	0/0	0	13.0	20	10	6	4	5	0	0	0	57	.351	0	0	0	2	4
Totals.....	1.03	15-15	30	25	10/0	0	225.0	144	47	33	50	176	9	2	5	801	.180	5	4	0	6	39

PB - Cowgirls 1, Bruins 1, Matadors 1, 49ers 1. Pickoffs - Bruins 2.

(All games Sorted by Fielding pct)

Team	C	PO	A	E	FLD%	DPs	SBA	CSB	SBA%	PB	CI
Louisiana-Lafayette.	152	111	39	2	.987	0	2	1	.667	0	0
UCLA.....	205	139	60	6	.971	0	1	0	1.000	1	0
Cal State Northridge	94	63	28	3	.968	1	0	0	.000	1	0
Oklahoma State.....	149	103	40	6	.960	1	1	0	1.000	1	0
Florida State.....	67	40	24	3	.955	0	0	1	.000	0	0
Connecticut.....	108	63	40	5	.954	0	2	2	.500	0	0
Arizona.....	160	117	34	9	.944	2	1	1	.500	0	0
Long Beach State....	62	39	18	5	.919	1	1	0	1.000	1	0
Totals.....	997	675	283	39	.961	5	8	5	.615	4	0

1993 NCAA WCWS- Championship Game
UCLA vs Arizona
May 31, 1993 at Oklahoma City, OK (Hall of Fame Stadium)

UCLA 0 (50-5)

Player	AB	R	H	RBI	BB	SO	PO	A	LOB
Howard, Kelly 2b.....	2	0	0	0	1	1	4	1	0
Evans, Kathi cf.....	2	0	0	0	0	0	0	0	0
Brundage, Jennifer ph...	1	0	0	0	0	0	0	0	2
Fernandez, Lisa p.....	2	0	1	0	1	0	0	5	0
Anderson, Nicole pr.....	0	0	0	0	0	0	0	0	0
Howard, Kristy ss.....	3	0	0	0	0	0	1	3	1
Brewster, Jennifer lf....	3	0	0	0	0	2	1	0	0
Deffenbaugh, Janae rf....	3	0	0	0	0	1	0	0	1
Alchin, Joanne 1b.....	3	0	1	0	0	1	8	0	0
Victoria, Nichole 3b.....	1	0	0	0	0	0	0	2	0
Inouye, Kelly c.....	2	0	0	0	0	1	4	0	0
Totals.....	22	0	2	0	2	6	18	11	4

Arizona 1 (44-8)

Player	AB	R	H	RBI	BB	SO	PO	A	LOB
Chellevold, Amy 1b.....	3	1	0	0	0	0	6	0	0
Heggen, Jamie cf.....	2	0	0	0	0	0	0	0	0
O'Brien, Leah dh.....	3	0	1	1	0	0	0	0	0
Dalton, Jenny ss.....	2	0	0	0	1	0	1	2	0
Pruitt, Jody c.....	1	0	0	0	0	1	6	1	0
Parra, Susie p.....	2	0	0	0	0	1	0	2	2
Guise, Lisa rf.....	2	0	0	0	0	1	1	0	1
Gomez, Krista 2b.....	2	0	0	0	0	0	7	1	0
Redondo, STacy lf.....	2	0	0	0	0	1	0	0	0
Duarte, Susie 3b.....	0	0	0	0	0	0	0	4	0
Totals.....	19	1	1	1	1	4	21	10	3

Score by Innings		R	H	E
UCLA.....	000 000 0 -	0	2	2
Arizona.....	100 000 X -	1	1	0

E - KR.HOWARD 2. LOB - Bruins 4; Wildcats 3. SH - VICTORIA; HEGGEN; PRUITT.

UCLA	IP	H	R	ER	BB	SO	AB	BF
Fernandez, Lisa.....	6.0	1	1	0	1	4	19	22

Arizona	IP	H	R	ER	BB	SO	AB	BF
Parra, Susie.....	7.0	2	0	0	2	6	22	25

Win - PARRA (28-3). Loss - FERNANDEZ (33-3). Save - None.
WP - FERNANDEZ.
Umpires - HP: Emily Alexander 1B: Duane Murray 3B: Jeff Hanson
Start: 3:00 pm Time: 1:32 Attendance: 3138
Game: 1993GM15

1993 NCAA WCWS- Championship Game
UCLA vs Arizona - Play-by-Play
May 31, 1993 at Oklahoma City, OK (Hall of Fame Stadium)

Score by Innings		R	H	E
UCLA	000 000 0 -	0	2	2
Arizona	100 000 X -	1	1	0

UCLA starters: 8/2b KE.HOWARD; 22/cf EVANS; 16/p FERNANDEZ; 4/ss KR.HOWARD; 13/lf BREWSTER; 12/rf DEFFENBAUGH; 7/1b ALCHIN; 17/3b VICTORIA; 2/c INOUYE;
Arizona starters: 13/1b CHELLEVOLD; 24/cf HEGGEN; 20/dh O'BRIEN; 16/ss DALTON; 15/c PRUITT; 1/p PARRA; 11/rf GUISE; 8/2b GOMEZ; 23/lf REDONDO; 5/3b DUARTE;

UCLA 1st - KE.HOWARD grounded out to 2b. EVANS out at first c to 2b, bunt. FERNANDEZ grounded out to ss. 0 runs, 0 hits, 0 errors, 0 LOB.

Arizona 1st - CHELLEVOLD reached on a throwing error by ss. HEGGEN out at first p to 2b, SAC, bunt; CHELLEVOLD advanced to second. O'BRIEN singled up the middle, advanced to second on the throw, RBI; CHELLEVOLD scored, unearned. DALTON walked. PRUITT struck out swinging. PARRA flied out to lf. 1 run, 1 hit, 1 error, 2 LOB.

UCLA 2nd - KR.HOWARD grounded out to p. BREWSTER struck out swinging. DEFFENBAUGH flied out to rf. 0 runs, 0 hits, 0 errors, 0 LOB.

Arizona 2nd - GUISE struck out looking. GOMEZ grounded out to p. REDONDO struck out swinging. 0 runs, 0 hits, 0 errors, 0 LOB.

UCLA 3rd - ALCHIN singled to left field. VICTORIA out at first 3b to 2b, SAC, bunt; ALCHIN advanced to second. INOUYE struck out swinging. KE.HOWARD walked. BRUNDAGE pinch hit for EVANS. BRUNDAGE grounded out to ss. 0 runs, 1 hit, 0 errors, 2 LOB.

Arizona 3rd - EVANS to cf for BRUNDAGE. CHELLEVOLD out at first p to 2b. HEGGEN grounded out to ss. O'BRIEN grounded out to 1b unassisted. 0 runs, 0 hits, 0 errors, 0 LOB.

UCLA 4th - FERNANDEZ singled to left field. ANDERSON pinch ran for FERNANDEZ. KR.HOWARD reached on a fielder's choice, bunt; ANDERSON out at second 3b to ss. BREWSTER grounded out to 3b; KR.HOWARD advanced to second. DEFFENBAUGH grounded out to p. 0 runs, 1 hit, 0 errors, 1 LOB.

Arizona 4th - FERNANDEZ to p for ANDERSON. DALTON reached on a throwing error by ss. DALTON advanced to second on a wild pitch. PRUITT out at first p to 2b, SAC, bunt; DALTON advanced to third. PARRA struck out looking. GUISE grounded out to ss. 0 runs, 0 hits, 1 error, 1 LOB.

UCLA 5th - ALCHIN lined out to 2b. VICTORIA popped up to 2b. INOUYE popped up to 2b. 0 runs, 0 hits, 0 errors, 0 LOB.

Arizona 5th - GOMEZ out at first 3b to 2b. REDONDO grounded out to ss. CHELLEVOLD popped up to ss. 0 runs, 0 hits, 0 errors, 0 LOB.

UCLA 6th - KE.HOWARD struck out swinging. EVANS out at first 3b to 2b. FERNANDEZ walked. KR.HOWARD popped up to 2b. 0 runs, 0 hits, 0 errors, 1 LOB.

Arizona 6th - HEGGEN grounded out to p. O'BRIEN grounded out to 2b. DALTON grounded out to 3b. 0 runs, 0 hits, 0 errors, 0 LOB.

UCLA 7th - BREWSTER struck out swinging. DEFFENBAUGH struck out swinging. ALCHIN struck out looking. 0 runs, 0 hits, 0 errors, 0 LOB.

1994 National Collegiate Division I Women's

SOFTBALL CHAMPIONSHIP

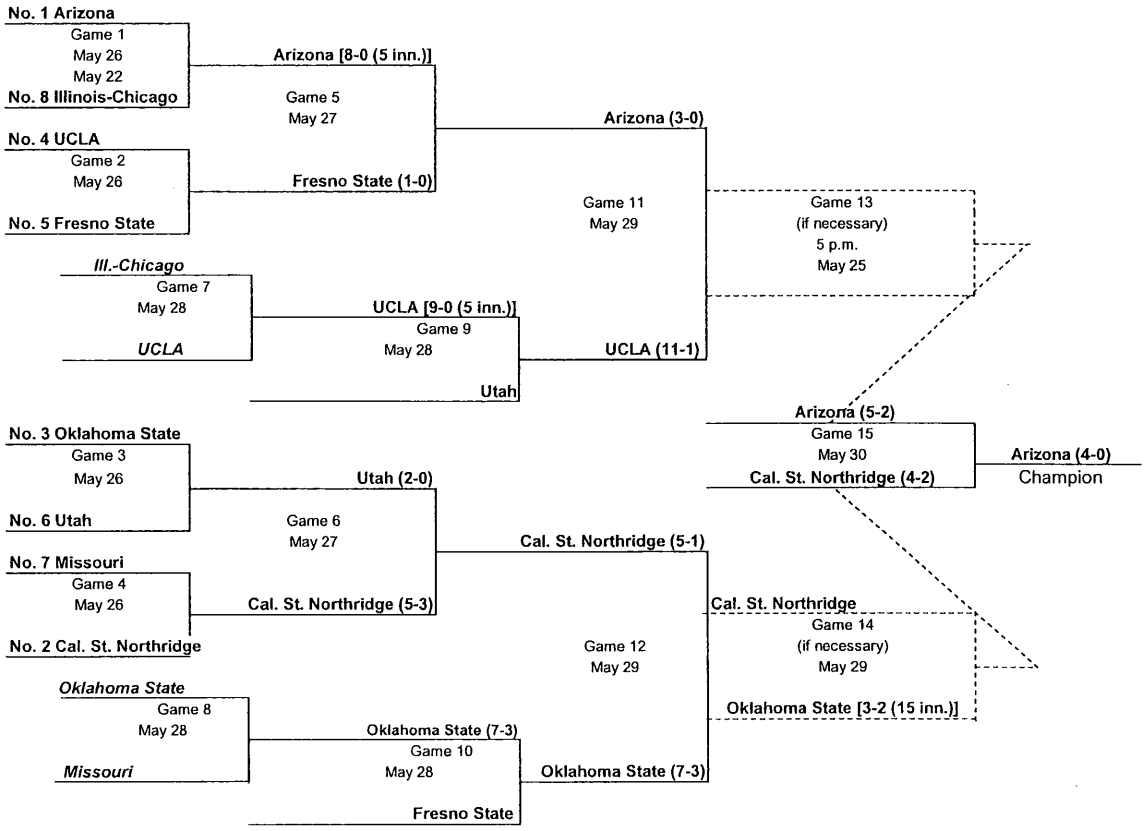

1994 Team Rosters

NCAA Women's College World Series

Arizona Wildcats

No.	Name
1	Susie Parra
3	Carrie Dolan
4	Michelle Martinez
5	Susie Duarte
7	Valerie Zepeda
8	Krista Gomez
13	Amy Chellevold
16	Jenny Dalton
18	Amanda Colvin
20	Leah O'Brien
22	Andrea Doty
26	Brandi Shriver
30	Laura Espinoza
31	Leah Braatz
32	Nancy Evans

Head Coach: Mike Candrea

Cal St. Northridge Matadors

No.	Name
1	Kelli Koens
2	Shannon Jones
4	Kari Hazlett
6	Scia Maumausolo
7	Traci Gallian
8	Diane Garza
10	Kelly Hunt
11	Terri Pearson
13	Jennifer Richardson
14	Lee Ann Taylor
15	Janel Vega
16	Tamara Ivie
21	Jen Fleming
22	Kelly Toovey
23	Amy Windmiller
26	Erin Harrison
28	Vicky Rios
29	Kathy Blake
30	Shelby Wilcox
33	Jennifer Parker
34	Beth Calcante
35	Stephanie Guerena

Head Coach: Gary Torgeson

Fresno State Bulldogs

No.	Name
3	Robyn Yorke
5	Maureen Brady
7	Shelly Rude
10	Brandi Hall
12	Erika Blanco
15	Randi Berg
18	Michelle Bolt
20	Kim Valencia
21	Michelle Papi
24	Jenifer Henry
25	Catalina Chavez
29	Jo Pini
30	Kim Maher
32	Jennifer Clark
35	Christa Yorke
41	Melissa Thatcher
44	Laura Berg

Head Coach: Margie Wright

Illinois-Chicago Flames

No.	Name
1	Kerry Coudry
2	Kerri Tanksley
3	Julie Sewell
6	Karen DiGrazia
7	Brandi Martel
9	Lindsey Hackett
10	Sarah O'Malley
11	Robin Budz
12	Missy Kies
13	Jennifer Banas
14	Lynn Curlyo
15	Andrea DiGrazia
16	Sue North
17	Destiny Mollison
19	Jacki Meyer
20	Adrian Zeller
21	Debbie Hedberg
22	Diane Oswald
23	Julie Frain
30	Cathleen Kennedy
33	Donna DiBiase
43	Kindra Phelps

Head Coach: Mike McGovern

Missouri Tigers

No.	Name
2	Teri Young
3	Stacy Bailey
4	Kim Ashley
7	Kacey Marshall
9	Gina Anderson
11	Brandi Jones
12	Mary Babb
15	Keri Borzello
16	Christie Boen
17	Karen Persinger
21	Tiffany Heick
22	Megan Hollrah
23	Barb Wright
25	Janie Lanis
28	Dana Way

Head Coach: Jay Miller

Oklahoma St. Cowgirls

No.	Name
4	Koni Couts
5	Angie Ibry
7	Michelle Kelly
9	Wendy Carter
10	K.K. McCoy
11	April Rudeaflores
14	April Austin
15	Tonia Brown
16	Kim Ward
21	Laura Quiroz
22	Amy Day
23	Karie Langelier
30	Angela Flynn
35	Carol Lauer
44	Brandi Stephenson
52	Amanda Emmons

Head Coach: Sandy Fischer

UCLA Bruins

No.	Name
1	Nicole Odom
2	Felicia Cruz
3	Stephanie Carew
5	DeDe Weiman
6	Becky Toler
7	Kari Robinette
8	Kelly Howard
9	Cindy Valero
10	B'Ann Burns
11	Ginny Mike
12	Janae Deffenbaugh
13	Jennifer Brewster
17	Nichole Victoria
22	Kathi Evans
32	Jennifer Brundage

Head Coaches:
Sharon Backus & Sue Enquist

Utah Utes

No.	Name
0	Emily Rushton
1	Jenn Fotheringham
4	Cyndee Bennett
5	Amy Timmel
10	Wendy Stewart
11	Shae Pearce
13	Monica Jimenez
14	Stacie Reynolds
15	Pam Collins
16	Ali Andrus
17	Gaylyn Hoshide
20	Tammy Beer
22	Andi Moore
23	Kiana Hookano
24	Amy Bigelow
25	Pam McKissick
34	Deb DiMeglio

Head Coach: Jo Evans

1994 Women's College World Series
Batting Leaders (as of Apr 30, 2007)
(All games)

Hitting minimums - 1 Games 10 AB
Pitching minimums - 1 Games 10 IP

Batting avg

1.	O'Brien, Leah, ARIZ	.750
2.	Chellevold, Amy, ARIZ	.500
	Mike, Ginny, UCLA	.500
4.	Victoria, Nichole, UCLA	.455
5.	Braatz, Leah, ARIZ	.417

Slugging pct

1.	O'Brien, Leah, ARIZ	1.167
2.	Braatz, Leah, ARIZ	.667
3.	Howard, Kelly, UCLA	.615
4.	Mike, Ginny, UCLA	.571
5.	Ward, Kim, OKST	.556

On base pct

1.	O'Brien, Leah, ARIZ	.733
2.	Chellevold, Amy, ARIZ	.533
3.	Mike, Ginny, UCLA	.500
	Braatz, Leah, ARIZ	.500
	Victoria, Nichole, UCLA	.500

Runs scored

1.	Calcante, Beth, CSUN	5
2.	Fleming, Jen, CSUN	4
	Chellevold, Amy, ARIZ	4
	Deffenbaugh, Janaae, UCLA	4
	O'Brien, Leah, ARIZ	4

Hits

1.	O'Brien, Leah, ARIZ	9
2.	Ward, Kim, OKST	7
	Mike, Ginny, UCLA	7
	Chellevold, Amy, ARIZ	7
5.	2 tied at	6

Runs batted in

1.	O'Brien, Leah, ARIZ	5
	Dalton, Jenny, ARIZ	5
	Jones, Shannon, CSUN	5
4.	Brundage, Jennifer, UCLA	4
5.	5 tied at	3

Doubles

1.	Fleming, Jen, CSUN	2
	O'Brien, Leah, ARIZ	2
	Jones, Brandi, MIZZOU	2
4.	13 tied at	1

Triples

1.	Ward, Kim, OKST	1
	Howard, Kelly, UCLA	1

Home runs

1.	7 tied at	1

Total bases

1.	O'Brien, Leah, ARIZ	14
2.	Ward, Kim, OKST	10
3.	Calcante, Beth, CSUN	9
4.	5 tied at	8

Walks

1.	Ivie, Tamara, CSUN	4
2.	5 tied at	3

Hit by pitch

1.	6 tied at	1

Sac bunts

1.	Fleming, Jen, CSUN	2
	Victoria, Nichole, UCLA	2
	Quiroz, Laura, OKST	2
4.	11 tied at	1

Sac flies

1.	8 tied at	1

Stolen bases

1.	Deffenbaugh, Janaae, UCLA	2
2.	14 tied at	1

Total plate appearances

1.	Fleming, Jen, CSUN	22
	Calcante, Beth, CSUN	22
	Pearson, Terri, CSUN	22
4.	3 tied at	21

At bats

1.	Pearson, Terri, CSUN	21
	Calcante, Beth, CSUN	21
3.	Stephenson, Brandi, OKST	19
4.	5 tied at	18

Steal attempts

1.	Babb, Mary, MIZZOU	2
	Deffenbaugh, Janaae, UCLA	2
	Way, Dana, MIZZOU	2
4.	15 tied at	1

Strikeouts

1.	Maumausolo, Scia, CSUN	6
2.	Timmel, Amy, UTAH	5
3.	9 tied at	4

Caught stealing

1.	Way, Dana, MIZZOU	2
2.	Babb, Mary, MIZZOU	1
	Collins, Pam, UTAH	1
	Kelly, Michelle, OKST	1

Grounded into DP

1994 Women's College World Series
Pitching Leaders (as of Apr 30, 2007)
(All games)

Hitting minimums - 1 Games 10 AB
Pitching minimums - 1 Games 10 IP

Earned run avg

1. Day, Amy, OKST	0.00
Parra, Susie, ARIZ	0.00
3. Blake, Kathy, CSUN	0.41
4. Windmiller, Amy, CSUN	1.31
5. Brady, Maureen, FRESNOST	1.40

Opposing bat avg

1. Parra, Susie, ARIZ	.149
2. Blake, Kathy, CSUN	.158
3. Day, Amy, OKST	.167
4. Weiman, DeeDee, UCLA	.172
5. Windmiller, Amy, CSUN	.183

Innings pitched

1. Day, Amy, OKST	27.2
2. Weiman, DeeDee, UCLA	24.0
3. Parra, Susie, ARIZ	21.0
4. Brady, Maureen, FRESNOST	20.0
5. Andrus, Ali, UTAH	19.1

Batters struck out

1. Weiman, DeeDee, UCLA	42
2. Day, Amy, OKST	21
3. Parra, Susie, ARIZ	18
4. Windmiller, Amy, CSUN	17
5. Ward, Kim, OKST	16

Batters SO out looking

1. Weiman, DeeDee, UCLA	9
2. Brady, Maureen, FRESNOST	7
3. Windmiller, Amy, CSUN	6
4. Ward, Kim, OKST	4
Andrus, Ali, UTAH	4

Wins

1. Parra, Susie, ARIZ	3
2. Windmiller, Amy, CSUN	2
Day, Amy, OKST	2
Weiman, DeeDee, UCLA	2
5. 5 tied at	1

Saves

Appearances

1. Day, Amy, OKST	4
Weiman, DeeDee, UCLA	4
3. 5 tied at	3

Games started

1. Weiman, DeeDee, UCLA	4
2. Day, Amy, OKST	3
Andrus, Ali, UTAH	3
Brady, Maureen, FRESNOST	3
Parra, Susie, ARIZ	3

Games finished

1. Burns, B'Ann, UCLA	2
2. 9 tied at	1

Games in relief

1. Kennedy, Cathleen, UIC	2
Coudry, Kerry, UIC	2
Marshall, Kacey, MIZZOU	2
Burns, B'Ann, UCLA	2
5. 8 tied at	1

Sac bunts allowed

1. Richardson, Jennifer, CSUN	3
Andrus, Ali, UTAH	3
3. 4 tied at	2

Sac flies allowed

1. Andrus, Ali, UTAH	2
2. 6 tied at	1

Losses

1. Brady, Maureen, FRESNOST	2
Andrus, Ali, UTAH	2
Weiman, DeeDee, UCLA	2
4. 8 tied at	1

Runners picked off

1. Victoria, Nichole, UCLA	2
Yorke, Christa, FRESNOST	2
3. Parker, Jennifer, CSUN	1

Wild pitches

1. Richardson, Jennifer, CSUN	3
2. Kennedy, Cathleen, UIC	2
3. 5 tied at	1

Balks

1. Brady, Maureen, FRESNOST	1
Coudry, Kerry, UIC	1
Andrus, Ali, UTAH	1

Hit batters

1. Weiman, DeeDee, UCLA	3
2. Mollison, Destiny, UIC	1
Day, Amy, OKST	1
Brady, Maureen, FRESNOST	1

Intentional BB allowed

1. Boen, Christe, MIZZOU	1
Wright, Barb, MIZZOU	1

Hits allowed

1. Blake, Kathy, CSUN	9
2. Windmiller, Amy, CSUN	11
Parra, Susie, ARIZ	11
4. Ward, Kim, OKST	14
5. Weiman, DeeDee, UCLA	15

Runs allowed

1. Day, Amy, OKST	2
Parra, Susie, ARIZ	2
Blake, Kathy, CSUN	2
4. Brady, Maureen, FRESNOST	5
Windmiller, Amy, CSUN	5

Earned runs allowed

1. Parra, Susie, ARIZ	0
Day, Amy, OKST	0
3. Blake, Kathy, CSUN	1
4. Windmiller, Amy, CSUN	3
5. Brady, Maureen, FRESNOST	4

Walks allowed

1. Windmiller, Amy, CSUN	2
2. Blake, Kathy, CSUN	3
3. Day, Amy, OKST	4
4. Andrus, Ali, UTAH	5
5. Weiman, DeeDee, UCLA	7

Doubles allowed

1. Brady, Maureen, FRESNOST	0
Blake, Kathy, CSUN	0
3. Day, Amy, OKST	1
Parra, Susie, ARIZ	1
5. Ward, Kim, OKST	2

Triples allowed

1.	Brady, Maureen, FRESNOST...	0
	Andrus, Ali, UTAH.....	0
	Blake, Kathy, CSUN.....	0
	Day, Amy, OKST.....	0
	Parra, Susie, ARIZ.....	0

Home runs allowed

1.	Blake, Kathy, CSUN.....	0
	Day, Amy, OKST.....	0
	Parra, Susie, ARIZ.....	0
4.	Ward, Kim, OKST.....	1
	Weiman, DeeDee, UCLA.....	1

1994 Women's College World Series
Fielding Leaders (as of Apr 30, 2007)
(All games)

Hitting minimums - 1 Games
Pitching minimums - 1 Games 10 IP

Fielding pct

1.	Victoria, Nichole, UCLA....	1.000
	Ivie, Tamara, CSUN.....	1.000
	Rudeaflores, April, OKST...	1.000
	Chellevold, Amy, ARIZ.....	1.000
	Braatz, Leah, ARIZ.....	1.000

Chances

1.	Brown, Tonia, OKST.....	59
2.	Victoria, Nichole, UCLA....	50
3.	Quiroz, Laura, OKST.....	45
4.	Hunt, Kelly, CSUN.....	34
5.	Ivie, Tamara, CSUN.....	33

Putouts

1.	Brown, Tonia, OKST.....	52
2.	Victoria, Nichole, UCLA....	47
3.	Quiroz, Laura, OKST.....	41
4.	Hunt, Kelly, CSUN.....	30
5.	Ivie, Tamara, CSUN.....	25

Assists

1.	Rudeaflores, April, OKST...	18
2.	Rios, Vicky, CSUN.....	15
3.	Austin, April, OKST.....	13
4.	Stephenson, Brandi, OKST...	12
5.	Day, Amy, OKST.....	11

Fielding double plays

1.	Rudeaflores, April, OKST...	2
2.	5 tied at.....	1

Passed balls

1.	Victoria, Nichole, UCLA....	1
	Jones, Brandi, MIZZOU.....	1
	DiMeglio, Deb, UTAH.....	1
	Zeller, Adrian, UIC.....	1
	Quiroz, Laura, OKST.....	1

Catchers interference

Steal attempts against

1.	Quiroz, Laura, OKST.....	9
2.	Ward, Kim, OKST.....	5
3.	Day, Amy, OKST.....	4
4.	Zeller, Adrian, UIC.....	3
	Parker, Jennifer, CSUN.....	3

Stolen bases against

1.	Quiroz, Laura, OKST.....	7
2.	Day, Amy, OKST.....	4
3.	Ward, Kim, OKST.....	3
	Zeller, Adrian, UIC.....	3
5.	3 tied at.....	2

Caught stealing by

1.	Quiroz, Laura, OKST.....	2
	Parker, Jennifer, CSUN.....	2
	Ward, Kim, OKST.....	2
4.	4 tied at.....	1

Errors

1.	Brown, Tonia, OKST.....	4
	Austin, April, OKST.....	4
3.	Stephenson, Brandi, OKST...	3
	Hoshide, Gaylyn, UTAH.....	3
	Rios, Vicky, CSUN.....	3

1994 Women's College World Series
Overall Statistics (as of Apr 30, 2007)
(All games Sorted by Batting avg)

Team	AVG	G	AB	R	H	2B	3B	HR	RBI	TB	SLG%	BB	HBP	SO	GDP	OB%	SF	SH	SB-ATT	PO	A	E	FLD%
Arizona.....	.327	4	107	20	35	3	0	3	18	47	.439	12	1	20	0	.393	2	2	3-3	78	27	2	.981
UCLA.....	.319	4	113	22	36	5	1	0	19	43	.381	10	1	15	0	.373	2	4	4-4	78	17	1	.990
Oklahoma State.....	.223	5	157	14	35	2	1	2	13	45	.287	8	0	19	0	.259	1	5	0-1	132	64	13	.938
Cal State Northridge	.222	5	158	16	35	5	0	2	13	46	.291	13	1	33	0	.280	3	5	1-1	126	55	7	.963
Fresno State.....	.192	3	78	1	15	1	0	0	1	16	.205	6	2	22	0	.267	0	0	1-1	60	25	3	.966
Utah.....	.181	3	83	4	15	0	0	0	3	15	.181	3	0	24	0	.209	0	1	3-4	66	16	5	.943
Missouri.....	.167	2	54	6	9	3	0	0	4	12	.222	4	0	16	0	.224	0	0	4-7	39	20	5	.922
Illinois-Chicago....	.094	2	32	0	3	0	0	0	0	3	.094	3	1	16	0	.194	0	0	0-0	28	9	4	.902
Totals.....	.234		782		183		2		71		.290		6		0		8		16-21		233		.955
		28		83		19		7		227		59		165		.290		17		607		40	

(All games Sorted by Earned run avg)

Team	ERA	W-L	G	CG	SHO/CBO	SV	IP	H	R	ER	BB	SO	2B	3B	HR	AB	B/Avg	WP	HBP	BK	SFA	SHA
Arizona.....	0.00	4-0	4	4	3/0	0	26.0	14	2	0	8	24	1	0	0	92	.152	0	0	0	1	0
Oklahoma State.....	0.95	3-2	5	3	1/0	0	44.0	31	11	6	13	37	3	0	1	166	.187	2	1	0	0	4
Fresno State.....	1.40	1-2	3	3	1/0	0	20.0	27	5	4	8	12	0	0	1	85	.318	0	1	1	0	2
Cal State Northridge	1.50	3-2	5	3	0/0	0	42.0	31	13	9	5	26	4	0	1	155	.200	4	0	0	1	5
UCLA.....	1.62	2-2	4	2	1/1	0	26.0	18	7	6	8	45	2	0	1	96	.188	0	3	0	1	0
Utah.....	2.86	1-2	3	2	1/0	0	22.0	21	16	9	6	11	5	0	1	85	.247	1	0	1	2	3
Missouri.....	4.85	0-2	2	0	0/0	0	13.0	22	12	9	3	3	2	1	1	58	.379	0	0	0	1	2
Illinois-Chicago....	10.50	0-2	2	0	0/0	0	9.1	19	17	14	8	7	2	1	1	45	.422	3	1	1	2	1
Totals.....	1.97		28		7/1		202.1		83		59		19		7		.234		6		8	
		14-14		17		0		183		57		165		2		782		10		3		17

PB - Cowgirls 1, Utes 1, Tigers 1, Flames 1, Bruins 1. Pickoffs - Bruins 2, Bulldogs 2, Matadors 1.

(All games Sorted by Fielding pct)

Team	C	PO	A	E	FLD%	DPs	SBA	CSB	SBA%	PB	CI
UCLA.....	96	78	17	1	.990	0	2	0	1.000	1	0
Arizona.....	107	78	27	2	.981	0	1	0	1.000	0	0
Fresno State.....	88	60	25	3	.966	0	1	0	1.000	0	0
Cal State Northridge	188	126	55	7	.963	1	1	2	.333	0	0
Utah.....	87	66	16	5	.943	0	1	0	1.000	1	0
Oklahoma State.....	209	132	64	13	.938	2	7	2	.778	1	0
Missouri.....	64	39	20	5	.922	0	0	1	.000	1	0
Illinois-Chicago....	41	28	9	4	.902	1	3	0	1.000	1	0
Totals.....	880		233		.955		16		.762		0
		607		40		4		5		5	

1994 NCAA WCWS- Championship Game
Cal State Northridge vs Arizona
May 30, 1994 at Oklahoma City, OK (Hall of Fame Stadium)

Cal State Northridge 0 (52-10)

Player	AB	R	H	RBI	BB	SO	PO	A	LOB
Pearson, Terri rf.....	3	0	0	0	0	1	1	0	0
Fleming, Jen cf.....	3	0	0	0	0	2	2	0	0
Calcante, Beth lf.....	3	0	1	0	0	2	0	0	0
Ivie, Tamara 2b.....	2	0	0	0	1	1	2	1	1
Maumausolo, Scia c.....	3	0	0	0	0	2	6	1	1
Jones, Shannon 3b.....	2	0	0	0	0	1	0	2	0
Hunt, Kelly 1b.....	2	0	0	0	0	1	5	0	0
Gallian, Traci dh.....	2	0	0	0	0	2	0	0	0
Rios, Vicky ss.....	2	0	0	0	0	1	2	1	0
Richardson, Jennifer p...	0	0	0	0	0	0	0	2	0
Windmiller, Amy p.....	0	0	0	0	0	0	0	0	0
Totals.....	22	0	1	0	1	13	18	7	2

Arizona 4 (64-3)

Player	AB	R	H	RBI	BB	SO	PO	A	LOB
Chellevold, Amy 1b.....	3	1	1	0	0	0	5	0	1
O'Brien, Leah cf.....	3	2	3	0	0	0	1	0	0
Dalton, Jenny 2b.....	2	0	0	1	0	1	0	1	0
Espinoza, Laura ss.....	3	0	1	1	0	1	1	2	0
Braatz, Leah c.....	3	0	1	1	0	1	12	1	1
Evans, Nancy dh.....	3	1	1	0	0	0	0	0	3
Parra, Susie p.....	2	0	0	0	0	0	0	0	0
Duarte, Susie 3b.....	3	0	0	1	0	1	0	0	0
Gomez, Krista lf.....	2	0	0	0	0	1	2	0	0
Zepeda, Valerie ph.....	1	0	0	0	0	1	0	0	0
Doty, Andrea rf.....	0	0	0	0	0	0	0	0	0
Totals.....	25	4	7	4	0	6	21	4	5

Score by Innings	R	H	E
Cal State Northridge 000 000 0 -	0	1	1
Arizona..... 111 010 X -	4	7	0

E - JONES. LOB - Matadors 2; Wildcats 5. 2B - CALCANTE; O'BRIEN. SH - DALTON; PARRA.

Cal State Northridge	IP	H	R	ER	BB	SO	AB	BF
Richardson, Jennifer	4.0	7	4	4	0	3	19	21
Windmiller, Amy.....	2.0	0	0	0	0	3	6	6

Arizona	IP	H	R	ER	BB	SO	AB	BF
Parra, Susie.....	7.0	1	0	0	1	13	22	23

Win - PARRA (33-1). Loss - RICHARDSON (9-1). Save - None.
WP - RICHARDSON 3.
Umpires - HP: E. Alexander 1B: J. Johnson 3B: M. Taggart
Start: 2:00 pm Time: 2:00 Attendance: 3966
RICHARDSON faced 3 batters in the 5th.
Game: 94GAME14

1994 NCAA WCWS- Championship Game
Cal State Northridge vs Arizona - Play-by-Play
May 30, 1994 at Oklahoma City, OK (Hall of Fame Stadium)

Score by Innings			R	H	E
Cal State Northridge	000 000 0	-	0	1	1
Arizona.....	111 010 X	-	4	7	0

Cal State Northridge starters: 0/rf PEARSON; 0/cf FLEMING; 0/lf CALCANTE; 0/2b IVIE; 0/c MAUMAUSOLO; 0/3b JONES; 0/1b HUNT; 0/dh GALLIAN; 0/ss RIOS; 0/p RICHARDSON;
Arizona starters: 13/1b CHELLEVOLD; 20/cf O'BRIEN; 16/2b DALTON; 30/ss ESPINOZA; 31/c BRAATZ; 32/dh EVANS; 1/p PARRA; 5/3b DUARTE; 8/lf GOMEZ; 22/rf DOTY;

Cal State Northridge 1st - PEARSON flied out to lf. FLEMING struck out swinging. CALCANTE doubled. IVIE struck out swinging. 0 runs, 1 hit, 0 errors, 1 LOB.

Arizona 1st - CHELLEVOLD flied out to rf. O'BRIEN doubled. DALTON struck out swinging. ESPINOZA singled, RBI; O'BRIEN scored. BRAATZ grounded out to ss. 1 run, 2 hits, 0 errors, 1 LOB.

Cal State Northridge 2nd - MAUMAUSOLO struck out looking. JONES struck out looking. HUNT flied out to lf. 0 runs, 0 hits, 0 errors, 0 LOB.

Arizona 2nd - EVANS singled. PARRA out at first c to 2b, SAC; EVANS advanced to second. EVANS advanced to third on a wild pitch. DUARTE reached on a fielder's choice, advanced to second on an error by 3b, RBI; EVANS scored. GOMEZ struck out looking. DUARTE advanced to third on a wild pitch. CHELLEVOLD grounded out to 2b. 1 run, 1 hit, 1 error, 1 LOB.

Cal State Northridge 3rd - GALLIAN struck out swinging. RIOS struck out swinging. PEARSON struck out swinging. 0 runs, 0 hits, 0 errors, 0 LOB.

Arizona 3rd - O'BRIEN singled. DALTON out at first p to 2b, SAC; O'BRIEN advanced to second. ESPINOZA struck out swinging. BRAATZ singled, RBI; O'BRIEN scored. EVANS reached on a fielder's choice; BRAATZ out at second ss unassisted. 1 run, 2 hits, 0 errors, 1 LOB.

Cal State Northridge 4th - FLEMING struck out swinging. CALCANTE struck out swinging. IVIE popped up to ss. 0 runs, 0 hits, 0 errors, 0 LOB.

Arizona 4th - PARRA grounded out to 3b. DUARTE grounded out to 3b. GOMEZ grounded out to p. 0 runs, 0 hits, 0 errors, 0 LOB.

Cal State Northridge 5th - MAUMAUSOLO grounded out to ss. JONES grounded out to ss. HUNT struck out looking. 0 runs, 0 hits, 0 errors, 0 LOB.

Arizona 5th - CHELLEVOLD singled. O'BRIEN singled; CHELLEVOLD advanced to second. O'BRIEN advanced to second on a wild pitch; CHELLEVOLD advanced to third on a wild pitch. DALTON reached on a fielder's choice, RBI; O'BRIEN advanced to third; CHELLEVOLD scored. WINDMILLER to p for RICHARDSON. ESPINOZA flied out to cf. BRAATZ struck out looking. EVANS reached on a fielder's choice; DALTON out at second ss unassisted. 1 run, 2 hits, 0 errors, 2 LOB.

Cal State Northridge 6th - GALLIAN struck out swinging. RIOS grounded out to 2b. PEARSON flied out to cf. 0 runs, 0 hits, 0 errors, 0 LOB.

Arizona 6th - PARRA flied out to cf. DUARTE struck out swinging. ZEPEDA pinch hit for GOMEZ. ZEPEDA struck out swinging. 0 runs, 0 hits, 0 errors, 0 LOB.

Cal State Northridge 7th - GOMEZ to lf for ZEPEDA. FLEMING grounded out to 1b unassisted. CALCANTE struck out swinging. IVIE walked. MAUMAUSOLO struck out swinging, out at first c to 1b. 0 runs, 0 hits, 0 errors, 1 LOB.

1995 National Collegiate Division I Women's

SOFTBALL CHAMPIONSHIP

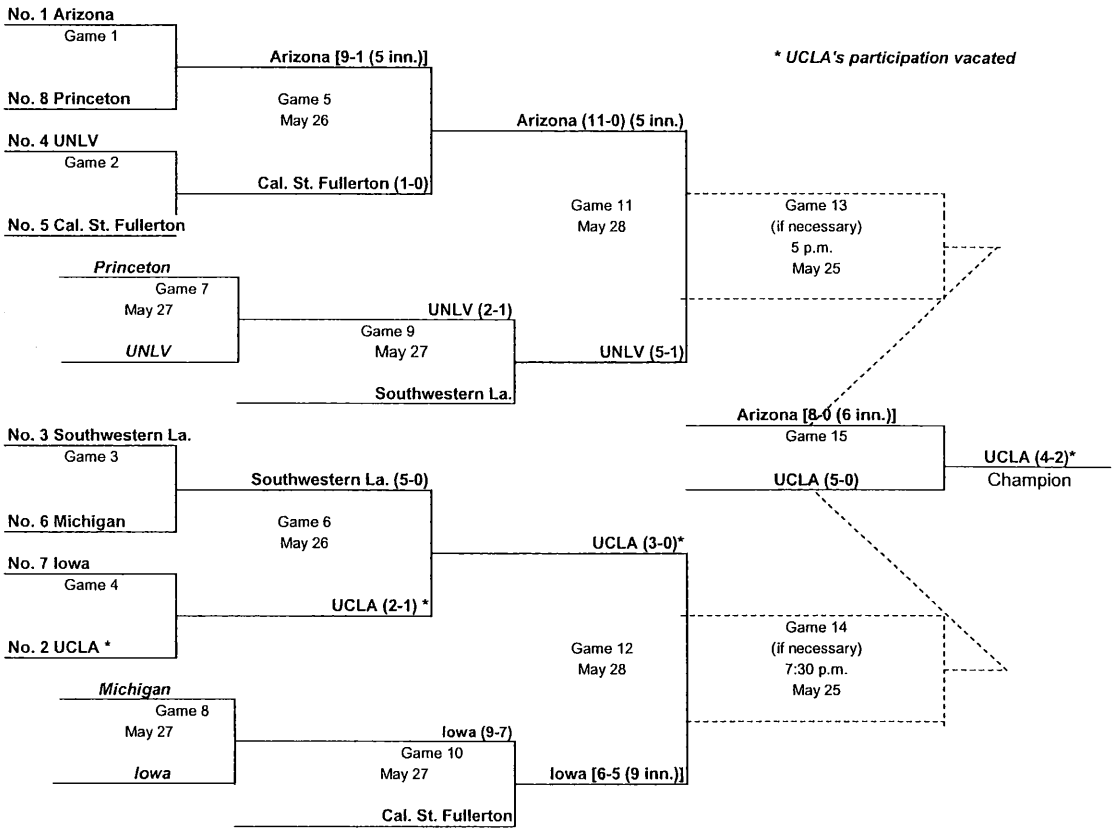

1995 Team Rosters

NCAA Women's College World Series

Arizona Wildcats

No.	Name
3	Carrie Dolan
6	Alison Johnsen
7	Lety Pineda
8	Krista Gomez
10	Julie Reitan
13	Amy Chellevold
16	Jenny Dalton
20	Leah O'Brien
22	Andrea Doty
26	Brandi Shriver
30	Laura Espinoza
31	Leah Braatz
32	Nancy Evans

Head Coach: Mike Candrea

Cal St. Fullerton Titans

No.	Name
3	Senetha Thomas
4	Chris Zboril
5	Brandi Isgar
6	Monica Bagalayos
7	Traci Fischer
8	Tracie Noggle
9	Melissa Wong
10	Gabby Guerrero
12	Rose Garces
13	Christina Wagy
14	Heidi Robertson
21	Shannon Dolan
22	Jennifer Mortensen
23	Julie Williams
24	Barbara Saavedra
30	Beth Queypo
35	Teresa Stippey

Head Coach: Judi Garman

Iowa Hawkeyes

No.	Name
3	Melissa Young
4	Melissa Wielandt
5	Tasha Reents
7	Stacee Harrison
8	Erin McGee
10	Kari Knopf
12	Katy Morgan
16	Christy Hebert
17	Meg Appleget
19	Leticia Castellon
21	Brandi Macias
22	Dawn DeVore
23	Debbie Bilbao
24	Jenny McMahon

Head Coach: Gayle Blevins

Southwestern Louisiana

No.	Name
2	Lynn Britton
4	Hilda Alfaro
5	Lana Jiminez
7	Tiffany Whittall
8	Vanessa Avant-Chapman
9	Lori Osterberg
10	Cheryl Longeway
12	Sophia Mount
15	Kathy Morton
22	Joni Podhorez
25	Stephanie DeFeo
27	Laura Spain
29	Jennifer Clendenin

Head Coach: Yvette Girouard

Michigan Wolverines

No.	Name
1	Dana Lakritz
2	Cheryl Pearcy
4	Mary Adams
7	Kathryn Gleason
10	Christi Wyrybkowski
11	Erin Martino
12	Lesa Arvia
14	Tracy Taylor
15	Sara Griffin
16	Jennifer McKittrick
17	Jessica Lang
18	Kellyn Tate
19	Jennifer Smith
20	Kelly Holmes
23	Kelly Kovach
24	Tracy Carr
32	Michelle Silver

Head Coach: Carol Hutchins

Princeton Tigers

No.	Name
1	Stacy Thurber
3	Traci Fox
4	Jenn Blachford
7	Melissa Bujwid
8	Tara Christie
9	Andrea Alary
10	Tara Pignoli
11	Kristi Jelinek
12	Jen Babik
13	Amy Whelan
14	Mandy Pfeiffer
15	Maureen Davies
16	Michelle Morale
18	Heather Massey
19	Bevin Keenen
20	Emily Christy
22	Alyssa Smith
23	Aileen Aponte

Head Coach: Cindy Cohen

UCLA Bruins

No.	Name
1	Nicole Odom
2	Felicia Cruz
3	Laurie Fritz
4	Kaci Clark
5	Sandra Burkey
7	Kari Robinette
8	Kelly Howard
9	Cindy Valero
10	B'Ann Burns
11	Ginny Mike
12	Tanya Harding
13	Jennifer Brewster
14	Alleah Poulson
19	Kim Wuest
22	Kathi Evans
32	Jennifer Brundage

Head Coaches:
Sharon Backus & Sue Enquist

UNLV Rebels

No.	Name
2	Ronnie Salcido
3	Heather Markowitz
5	Jaime Maher
7	Sara Mallett
9	Kim Rondina
10	Cyndi Parus
12	Alyson Henderson
13	Cyndi Hewitt
14	Amy Watkins
16	Julie Crandall
18	Teresa Branch
21	Amie Stewart
30	Heather Siegel
32	Andrea Balandran

Head Coach: Shan McDonald

1995 NCAA WCWS
Batting Leaders (as of Apr 30, 2007)
(All games)

Hitting minimums - 1 Games 10 AB
Pitching minimums - 1 Games 10 IP

Batting avg

1.	O'Brien, Leah, ARIZ	.667
	Shriver, Brandi, ARIZ	.667
3.	Harding, Tanya, UCLA	.500
	Tate, Kellyn, MICH	.500
5.	Macias, Brandi, IOWA	.471

Slugging pct

1.	O'Brien, Leah, ARIZ	.750
2.	Brewster, Jenny, UCLA	.727
3.	Harding, Tanya, UCLA	.714
4.	Knopf, Kari, IOWA	.706
5.	Braatz, Leah, ARIZ	.692

On base pct

1.	O'Brien, Leah, ARIZ	.714
2.	Shriver, Brandi, ARIZ	.667
3.	Brundage, Jennifer, UCLA	.533
4.	Harding, Tanya, UCLA	.500
	Tate, Kellyn, MICH	.500

Runs scored

1.	6 tied at	4

Hits

1.	Macias, Brandi, IOWA	8
	O'Brien, Leah, ARIZ	8
	Shriver, Brandi, ARIZ	8
4.	Reents, Tasha, IOWA	7
	Harding, Tanya, UCLA	7

Runs batted in

1.	Gomez, Krista, ARIZ	6
	Harding, Tanya, UCLA	6
3.	Dalton, Jenny, ARIZ	4
	O'Brien, Leah, ARIZ	4
	Rondina, Kim, UNLV	4

Doubles

1.	Garces, Rose, CSUF	2
	Kovach, Kelly, MICH	2
	Johnsen, Alison, ARIZ	2
	Macias, Brandi, IOWA	2
5.	13 tied at	1

Triples

Home runs

1.	Knopf, Kari, IOWA	2
2.	9 tied at	1

Total bases

1.	Knopf, Kari, IOWA	12
2.	Harding, Tanya, UCLA	10
	Macias, Brandi, IOWA	10
4.	O'Brien, Leah, ARIZ	9
	Braatz, Leah, ARIZ	9

Walks

1.	6 tied at	3

Hit by pitch

1.	7 tied at	1

Sac bunts

1.	Mike, Ginny, UCLA	2
2.	16 tied at	1

Sac flies

1.	Britton, Lynn, ULL	1
	Dalton, Jenny, ARIZ	1
	Fischer, Traci, CSUF	1
	Evans, Nancy, ARIZ	1
	Thomas, Senetha, CSUF	1

Stolen bases

1.	Reents, Tasha, IOWA	3
2.	Shriver, Brandi, ARIZ	2
	Chellevold, Amy, ARIZ	2
4.	6 tied at	1

Total plate appearances

1.	Reents, Tasha, IOWA	19
2.	6 tied at	17

At bats

1.	Reents, Tasha, IOWA	18
2.	Knopf, Kari, IOWA	17
	Macias, Brandi, IOWA	17
4.	3 tied at	16

Steal attempts

1.	Reents, Tasha, IOWA	4
2.	Chellevold, Amy, ARIZ	2
	Zboril, Chris, CSUF	2
	Shriver, Brandi, ARIZ	2
5.	8 tied at	1

Strikeouts

1.	Whittall, Tiffany, ULL	5
2.	Osterberg, Lori, ULL	4
	Crandall, Julie, UNLV	4
	Salcido, Ronnie, UNLV	4
	Kovach, Kelly, MICH	4

Caught stealing

1.	Osterberg, Lori, ULL	1
	McGee, Erin, IOWA	1
	Zboril, Chris, CSUF	1
	Reents, Tasha, IOWA	1
	Maher, Jaime, UNLV	1

Grounded into DP

1995 NCAA WCWS
Pitching Leaders (as of Apr 30, 2007)
(All games)

Hitting minimums - 1 Games 10 AB
Pitching minimums - 1 Games 10 IP

Earned run avg

1.	McMahon, Jenny, IOWA	0.62
2.	Evans, Nancy, ARIZ	0.64
	Dolan, Carrie, ARIZ	0.64
4.	Harding, Tanya, UCLA	0.75
5.	Stewart, Amie, UNLV	0.95

Batters struck out

1.	Harding, Tanya, UCLA	20
2.	Mortensen, Jennifer, CSUF	16
3.	Longeway, Cheryl, ULL	14
4.	Stewart, Amie, UNLV	12
5.	Evans, Nancy, ARIZ	9

Saves

Opposing bat avg

1.	Harding, Tanya, UCLA	.173
2.	Mortensen, Jennifer, CSUF	.177
3.	Dolan, Carrie, ARIZ	.186
4.	Longeway, Cheryl, ULL	.208
5.	McMahon, Jenny, IOWA	.255

Batters SO out looking

1.	Stewart, Amie, UNLV	6
2.	Harding, Tanya, UCLA	5
3.	Mortensen, Jennifer, CSUF	3
	Longeway, Cheryl, ULL	3
5.	2 tied at	2

Appearances

1.	Harding, Tanya, UCLA	4
	Stewart, Amie, UNLV	4
	Bilbao, Debbie, IOWA	4
4.	3 tied at	3

Innings pitched

1.	Harding, Tanya, UCLA	28.0
2.	Bilbao, Debbie, IOWA	24.2
3.	Stewart, Amie, UNLV	22.0
4.	Longeway, Cheryl, ULL	18.1
5.	Mortensen, Jennifer, CSUF	16.0

Wins

1.	Harding, Tanya, UCLA	4
2.	Evans, Nancy, ARIZ	2
	Stewart, Amie, UNLV	2
4.	5 tied at	1

Games started

1.	Bilbao, Debbie, IOWA	4
	Harding, Tanya, UCLA	4
3.	Mortensen, Jennifer, CSUF	3
	Branch, Teresa, UNLV	3
	Longeway, Cheryl, ULL	3

Games finished

1.	Stewart, Amie, UNLV	3
2.	Isgar, Brandi, CSUF	2
	McMahon, Jenny, IOWA	2
	Kovach, Kelly, MICH	2
5.	Clendenin, Jennifer, ULL	1

Games in relief

1.	Stewart, Amie, UNLV	3
2.	McMahon, Jenny, IOWA	2
	Isgar, Brandi, CSUF	2
	Kovach, Kelly, MICH	2
5.	Clendenin, Jennifer, ULL	1

Sac bunts allowed

1.	Davies, Maureen, PRIN	4
2.	Bilbao, Debbie, IOWA	3
3.	4 tied at	2

Sac flies allowed

1.	Stewart, Amie, UNLV	2
2.	Bilbao, Debbie, IOWA	1
	Kovach, Kelly, MICH	1
	Davies, Maureen, PRIN	1

Losses

1.	Stewart, Amie, UNLV	2
	Longeway, Cheryl, ULL	2
	Mortensen, Jennifer, CSUF	2
	Bilbao, Debbie, IOWA	2
	Davies, Maureen, PRIN	2

Runners picked off

1.	Kovach, Kelly, MICH	1
	Davies, Maureen, PRIN	1
	Valero, Cindy, UCLA	1

Wild pitches

1.	Davies, Maureen, PRIN	4
2.	Harding, Tanya, UCLA	1
	Stewart, Amie, UNLV	1

Balks

Hit batters

1.	Harding, Tanya, UCLA	2
	Mortensen, Jennifer, CSUF	2
	Stewart, Amie, UNLV	2
4.	Bilbao, Debbie, IOWA	1

Intentional BB allowed

1.	Mortensen, Jennifer, CSUF	2

Hits allowed

1.	Dolan, Carrie, ARIZ	8
2.	Mortensen, Jennifer, CSUF	11
3.	McMahon, Jenny, IOWA	12
	Evans, Nancy, ARIZ	12
5.	Kovach, Kelly, MICH	14

Runs allowed

1.	Evans, Nancy, ARIZ	1
2.	McMahon, Jenny, IOWA	2
3.	Harding, Tanya, UCLA	3
4.	Dolan, Carrie, ARIZ	4
5.	Kovach, Kelly, MICH	6

Earned runs allowed

1.	Dolan, Carrie, ARIZ	1
	McMahon, Jenny, IOWA	1
	Evans, Nancy, ARIZ	1
4.	Stewart, Amie, UNLV	3
	Harding, Tanya, UCLA	3

Walks allowed

1.	Dolan, Carrie, ARIZ	1
2.	Harding, Tanya, UCLA	2
3.	Evans, Nancy, ARIZ	3
	Longeway, Cheryl, ULL	3
	McMahon, Jenny, IOWA	3

Doubles allowed

1.	Harding, Tanya, UCLA	0
2.	Dolan, Carrie, ARIZ	1
	Mortensen, Jennifer, CSUF	1
	Stewart, Amie, UNLV	1
5.	Kovach, Kelly, MICH	2

Triples allowed

1.	Harding, Tanya, UCLA	0
	Dolan, Carrie, ARIZ	0
	Mortensen, Jennifer, CSUF	0
	Stewart, Amie, UNLV	0
	Kovach, Kelly, MICH	0

Home runs allowed

1.	McMahon, Jenny, IOWA	0
	Evans, Nancy, ARIZ	0
	Longeway, Cheryl, ULL	0
	Stewart, Amie, UNLV	0
5.	Kovach, Kelly, MICH	1

1995 NCAA WCWS
Fielding Leaders (as of Apr 30, 2007)
(All games)

Hitting minimums - 1 Games
Pitching minimums - 1 Games 10 IP

Fielding pct

1.	Knopf, Kari, IOWA	1.000
	Silver, Michelle, MICH	1.000
	Parus, Cyndi, UNLV	1.000
	Valero, Cindy, UCLA	1.000
	Dolan, Shannon, CSUF	1.000

Chances

1.	Knopf, Kari, IOWA	44
2.	Poulson, Alleah, UCLA	36
3.	Silver, Michelle, MICH	29
4.	Hebert, Christy, IOWA	28
	Parus, Cyndi, UNLV	28

Putouts

1.	Knopf, Kari, IOWA	41
2.	Poulson, Alleah, UCLA	33
3.	Silver, Michelle, MICH	28
4.	Parus, Cyndi, UNLV	27
5.	Chellevold, Amy, ARIZ	24

Assists

1.	Hebert, Christy, IOWA	16
2.	Rondina, Kim, UNLV	12
3.	McGee, Erin, IOWA	11
4.	3 tied at	10

Fielding double plays

1.	6 tied at	1

Passed balls

1.	Crandall, Julie, UNLV	3
2.	Valero, Cindy, UCLA	1

Catchers interference

Steal attempts against

1.	Crandall, Julie, UNLV	6
	Stewart, Amie, UNLV	6
3.	Smith, Jennifer, MICH	4
4.	Harrison, Stacee, IOWA	3
	Bilbao, Debbie, IOWA	3

Stolen bases against

1.	Stewart, Amie, UNLV	5
	Crandall, Julie, UNLV	5
3.	Harrison, Stacee, IOWA	3
	Bilbao, Debbie, IOWA	3
5.	2 tied at	2

Caught stealing by

1.	Smith, Jennifer, MICH	3
2.	Kovach, Kelly, MICH	2
3.	5 tied at	1

Errors

1.	Rondina, Kim, UNLV	4
	Harrison, Stacee, IOWA	4
3.	Hebert, Christy, IOWA	3
	Williams, Julie, CSUF	3
5.	6 tied at	2

1995 NCAA WCWS
Overall Statistics (as of Apr 30, 2007)
(All games Sorted by Batting avg)

Team	AVG	G	AB	R	H	2B	3B	HR	RBI	TB	SLG%	BB	HBP	SO	GDP	OB%	SF	SH	SB-ATT	PO	A	E	FLD%
Arizona.....	.394	4	104	30	41	6	0	3	26	56	.538	14	1	9	0	.463	2	2	5-5	66	31	6	.942
UCLA.....	.306	4	111	14	34	2	0	4	14	48	.432	4	1	7	0	.336	0	4	0-0	84	37	2	.984
Princeton.....	.277	2	47	2	13	1	0	0	2	14	.298	0	0	7	0	.277	0	3	0-0	35	19	3	.947
Iowa.....	.224	4	143	16	32	2	0	3	13	43	.301	7	1	19	0	.265	0	2	3-5	108	54	14	.920
Louisiana-Lafayette.	.219	3	73	6	16	1	0	1	6	20	.274	6	1	17	0	.284	1	0	1-2	57	22	4	.952
Cal State Fullerton.	.215	3	79	6	17	4	0	0	5	21	.266	3	1	5	0	.247	2	1	3-4	61	26	7	.926
UNLV.....	.209	4	91	7	19	2	0	0	7	21	.231	10	2	19	0	.301	0	5	1-2	79	31	8	.932
Michigan.....	.173	2	81	7	14	3	0	0	6	17	.210	6	0	11	0	.230	0	1	0-0	60	34	4	.959
Totals.....	.255		729		186		0		79		.329		7		0		5		13-18		254		.944
		26		88		21		11		240		50		94		.307		18		550		48	

(All games Sorted by Earned run avg)

Team	ERA	W-L	G	CG	SHO/CBO	SV	IP	H	R	ER	BB	SO	2B	3B	HR	AB	B/Avg	WP	HBP	BK	SFA	SHA
Arizona.....	0.64	3-1	4	4	2/0	0	22.0	20	5	2	4	10	3	0	1	85	.235	0	0	0	0	3
UCLA.....	0.75	4-0	4	4	2/0	0	28.0	17	3	3	2	20	0	0	1	98	.173	1	2	0	0	2
UNLV.....	1.06	2-2	4	1	0/0	0	26.1	29	11	4	8	14	1	0	0	106	.274	1	2	0	2	3
Iowa.....	2.14	2-2	4	2	0/0	0	36.0	45	19	11	8	10	7	0	3	156	.288	0	1	0	1	3
Louisiana-Lafayette.	2.58	1-2	3	2	1/0	0	19.0	15	8	7	3	15	2	0	0	74	.203	0	0	0	0	1
Michigan.....	3.50	0-2	2	0	0/0	0	20.0	25	14	10	6	4	3	0	2	83	.301	0	0	0	1	0
Princeton.....	4.20	0-2	2	2	0/0	0	11.2	14	11	7	6	2	2	0	2	43	.326	4	0	0	1	4
Cal State Fullerton.	4.82	1-2	3	1	1/0	0	20.1	21	17	14	13	19	3	0	2	84	.250	0	2	0	0	2
Totals.....	2.21		26		6/0		183.1		88		50		21		11		.255		7		5	
		13-13		16		0		186		58		94		0		729		6		0		18

PB - Rebels 3, Bruins 1. Pickoffs - Bruins 1, Tigers 1, Wolverines 1.

(All games Sorted by Fielding pct)

Team	C	PO	A	E	FLD%	DPs	SBA	CSB	SBA%	PB	CI
UCLA.....	123	84	37	2	.984	1	2	0	1.000	1	0
Michigan.....	98	60	34	4	.959	0	1	3	.250	0	0
Louisiana-Lafayette.	83	57	22	4	.952	0	1	0	1.000	0	0
Princeton.....	57	35	19	3	.947	1	1	1	.500	0	0
Arizona.....	103	66	31	6	.942	2	0	0	.000	0	0
UNLV.....	118	79	31	8	.932	1	5	1	.833	3	0
Cal State Fullerton.	94	61	26	7	.926	0	0	0	.000	0	0
Iowa.....	176	108	54	14	.920	0	3	0	1.000	0	0
Totals.....	852		254		.944		13		.722		0
		550		48		5		5		4	

1995 NCAA WCWS- Championship Game
Arizona vs UCLA
May 29, 1995 at Oklahoma City, OK (Hall of Fame Stadium)

Arizona 2 (66-6)

Player	AB	R	H	RBI	BB	SO	PO	A	LOB
Chellevold, Amy 1b	4	0	1	0	0	0	10	1	2
O'Brien, Leah cf	3	0	2	1	0	0	0	0	0
Dalton, Jenny 2b	3	0	0	0	0	1	3	5	1
Espinoza, Laura ss	3	0	0	0	0	1	1	2	0
Braatz, Leah c	3	0	1	0	0	1	0	0	2
Evans, Nancy dh	3	0	0	0	0	1	0	0	0
Johnsen, Alison lf	3	1	1	0	0	0	1	0	0
Shriver, Brandi rf	3	0	2	0	0	0	1	0	0
Gomez, Krista 3b	3	1	1	1	0	0	2	4	0
Dolan, Carrie p	0	0	0	0	0	0	0	1	0
Totals	28	2	8	2	0	4	18	13	5

UCLA 4 (50-6)

Player	AB	R	H	RBI	BB	SO	PO	A	LOB
Howard, Kelly 2b	3	1	1	2	0	0	1	2	2
Evans, Kathi cf	3	0	0	0	0	0	3	0	0
Brundage, Jennifer 3b	3	0	1	0	0	0	2	2	0
Harding, Tanya p	3	0	2	0	0	0	0	2	0
Fritz, Laurie pr	0	1	0	0	0	0	0	0	0
Poulson, Alleah 1b	3	1	0	0	0	0	10	1	1
Odom, Nicole ss	2	0	0	0	0	0	1	2	0
Burkey, Sandra dh	3	0	0	0	0	0	0	0	0
Brewster, Jenny lf	2	0	1	2	0	0	0	0	0
Mike, Ginny rf	2	1	1	0	0	0	1	0	0
Valero, Cindy c	0	0	0	0	0	0	3	1	0
Totals	24	4	6	4	0	0	21	10	3

Score by Innings				R	H	E
Arizona	010	010	0	2	8	2
UCLA	020	020	X	4	6	0

E - CHELLEVOLD(2); DALTON(9). DP - Wildcats 1; Bruins 1. LOB - Wildcats 5; Bruins 3. 2B - BREWSTER(7). HR - HOWARD(6). SH - ODOM(6).

Arizona	IP	H	R	ER	BB	SO	AB	BF
Dolan, Carrie	6.0	6	4	1	0	0	24	25

UCLA	IP	H	R	ER	BB	SO	AB	BF
Harding, Tanya	7.0	8	2	2	0	4	28	28

Win - HARDING (17-1). Loss - DOLAN (33-2). Save - None.
WP - HARDING(5). PB - VALERO.
Umpires - HP: Jeff Hansen 1B: Melinda Taggart 3B: Duane Murray
Start: 2:07 pm Time: 1:30 Attendance: 4745
Game: 1995GM13

1995 NCAA WCWS- Championship Game
Arizona vs UCLA - Play-by-Play
May 29, 1995 at Oklahoma City, OK (Hall of Fame Stadium)

Score by Innings					R	H	E
Arizona.....	010	010	0	-	2	8	2
UCLA.....	020	020	X	-	4	6	0

Arizona starters: 13/1b CHELLEVOLD; 20/cf O'BRIEN; 16/2b DALTON; 30/ss ESPINOZA; 31/c BRAATZ; 32/dh EVANS; 6/lf JOHNSEN; 26/rf SHRIVER; 8/3b GOMEZ; 3/p DOLAN;
UCLA starters: 8/2b HOWARD; 22/cf EVANS; 32/3b BRUNDAGE; 12/p HARDING; 14/1b POULSON; 1/ss ODOM; 5/dh BURKEY; 13/lf BREWSTER; 11/rf MIKE; 9/c VALERO;

Arizona 1st - CHELLEVOLD singled. O'BRIEN singled; CHELLEVOLD advanced to second. DALTON struck out looking. O'BRIEN advanced to second on a passed ball; CHELLEVOLD advanced to third on a passed ball. ESPINOZA struck out swinging. BRAATZ struck out swinging, out at first c to 1b. 0 runs, 2 hits, 0 errors, 2 LOB.

UCLA 1st - HOWARD grounded out to 2b. EVANS grounded out to 3b. BRUNDAGE popped up to 2b. 0 runs, 0 hits, 0 errors, 0 LOB.

Arizona 2nd - EVANS grounded out to 3b. JOHNSEN singled. SHRIVER singled; JOHNSEN advanced to second. SHRIVER advanced to second on a wild pitch; JOHNSEN advanced to third on a wild pitch. GOMEZ grounded out to 2b, RBI; SHRIVER advanced to third; JOHNSEN scored. CHELLEVOLD grounded out to p. 1 run, 2 hits, 0 errors, 1 LOB.

UCLA 2nd - HARDING singled. FRITZ pinch ran for HARDING. POULSON reached on an error by 2b; FRITZ advanced to second. ODOM out at first 1b to 2b, SAC; POULSON advanced to second; FRITZ advanced to third. BURKEY grounded out to 3b. BREWSTER doubled, 2 RBI; POULSON scored, unearned; FRITZ scored, unearned. MIKE singled; BREWSTER advanced to third. HOWARD grounded out to 2b. 2 runs, 3 hits, 1 error, 2 LOB.

Arizona 3rd - HARDING to p for FRITZ. O'BRIEN flied out to rf. DALTON flied out to cf. ESPINOZA grounded out to ss. 0 runs, 0 hits, 0 errors, 0 LOB.

UCLA 3rd - EVANS out at first 3b to 2b. BRUNDAGE singled. HARDING singled; BRUNDAGE advanced to second. POULSON hit into double play ss to 1b; HARDING out on the play. 0 runs, 2 hits, 0 errors, 1 LOB.

Arizona 4th - BRAATZ singled. EVANS flied into double play cf unassisted; BRAATZ out on the play. JOHNSEN out at first 1b to 2b. 0 runs, 1 hit, 0 errors, 0 LOB.

UCLA 4th - ODOM grounded out to 2b. BURKEY flied out to 3b. BREWSTER grounded out to ss. 0 runs, 0 hits, 0 errors, 0 LOB.

Arizona 5th - SHRIVER grounded out to 3b. GOMEZ singled. CHELLEVOLD grounded out to ss; GOMEZ advanced to second. O'BRIEN singled, RBI; GOMEZ scored. DALTON fouled out to 3b. 1 run, 2 hits, 0 errors, 1 LOB.

UCLA 5th - MIKE reached on an error by 1b. HOWARD homered, 2 RBI; MIKE scored, unearned. EVANS grounded out to 3b. BRUNDAGE out at first p to 2b to 1b. HARDING flied out to lf. 2 runs, 1 hit, 1 error, 0 LOB.

Arizona 6th - ESPINOZA popped up to 1b. BRAATZ lined out to 3b. EVANS struck out looking. 0 runs, 0 hits, 0 errors, 0 LOB.

UCLA 6th - POULSON flied out to rf. ODOM grounded out to 2b. BURKEY popped up to 3b. 0 runs, 0 hits, 0 errors, 0 LOB.

Arizona 7th - JOHNSEN popped up to ss. SHRIVER singled. GOMEZ grounded out to p; SHRIVER advanced to second. CHELLEVOLD grounded out to 2b. 0 runs, 1 hit, 0 errors, 1 LOB.

1996 National Collegiate Division I Women's

SOFTBALL CHAMPIONSHIP

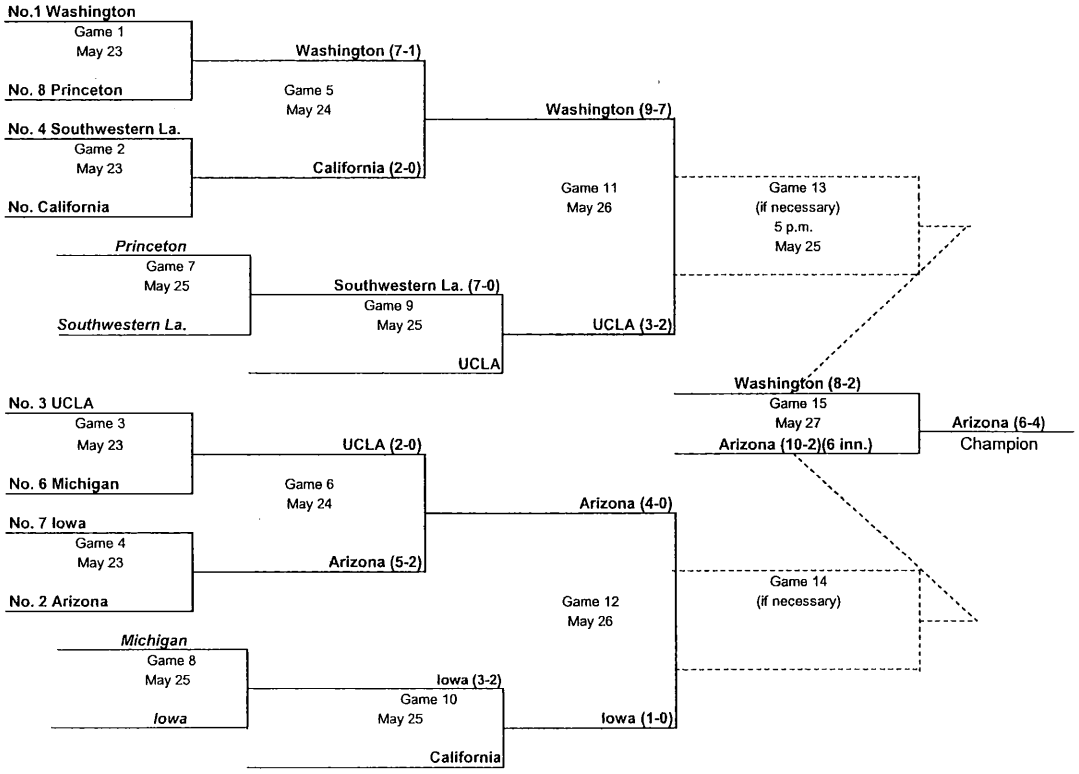

1996 Team Rosters

NCAA Women's College World Series

Arizona Wildcats

No.	Name
3	Carrie Dolan
6	Alison Johnsen
7	Lety Pineda
8	Krista Gomez
9	Tanya Farhat
10	Julie Reitan
11	Lisa Pitt
16	Jenny Dalton
18	Tiana Hejduk
21	Michelle Churnock
22	Andrea Doty
26	Brandi Shriver
33	Heidi Bomberger

Head Coach: Mike Candrea

California Golden Bears

No.	Name
0	Melanie McCart
5	Whitney Floyd
7	Karen Bonini
8	Jenny Ackley
9	Katie May
10	Megumi Takasaki
11	Dina Frandsen
12	Holly Yost
15	Jessica Parker
21	Maiko Bristow
22	Theresa Kilgariff
23	Valerie Nicklas
24	Anne Walsh
33	Kristen Drake
34	Carlyn Rojas

Head Coach: Diane Ninemire

Iowa Hawkeyes

No.	Name
3	Melissa Young
4	Melissa Wielandt
5	Tasha Reents
6	Sarah Hoel
8	Erin McGee
9	Lea Twigg
10	Kari Knopf
16	Christy Hebert
17	Brigit Cornish
19	Leticia Castellon
20	Tammy Utley
21	Brandi Macias
22	Lyn Nance
23	Debbie Bilbao
24	Jenny McMahon

Head Coach: Gayle Blevins

Southwestern Louisiana

No.	Name
2	Lynn Britton
4	Hilda Alfaro
5	Lana Jiminez
6	Kelli Bruce
7	Kerry Granger
8	Vanessa Avant-Chapman
9	Lori Osterberg
10	Cheryl Longeway
12	Sophia Mount
15	Nikki Dooley
22	Joni Podhorez
25	Stephanie DeFeo
27	Carrie Moreman
29	Jennifer Clendenin

Head Coach: Yvette Girouard

Michigan Wolverines

No.	Name
2	Cheryl Pearcy
4	Mary Adams
7	Kathryn Gleason
10	Lisa Kelley
11	Erin Martino
14	Tracy Taylor
15	Sara Griffin
16	Jennifer McKittrick
17	Jessica Lang
18	Kellyn Tate
19	Jennifer Smith
20	Kelly Holmes
21	Cathy Davie
22	Traci Conrad
24	Tracy Carr
25	Tammy Mika

Head Coach: Carol Hutchins

Princeton Tigers

No.	Name
1	Stacy Thurber
3	Traci Fox
4	Jenn Blachford
5	Tanya Hendricks
6	Katie Bay
7	Melissa Bujwid
8	Tara Christie
9	Andrea Alary
10	Mandy Pfeiffer
11	Emma Owings
12	Pam Reeves
13	Amy Whelan
14	Cori Sampson
15	Maureen Davies
16	Michelle Morale
17	Wendy Herm
18	Heather Massey
19	Bevin Keenen
20	Emily Christy
22	Alyssa Smith
23	Lynn Miller

Head Coach: Cindy Cohen

UCLA Bruins

No.	Name
1	Nicole Odom
3	Laurie Fritz
4	Kaci Clark
5	Sandra Burkey
6	Nicole Ochoa
8	Kelly Howard
10	B'Ann Burns
11	Ginny Mike-Mitchell
13	Lesley Feldman
14	Alleah Poulson
19	Kim Wuest
22	Nicki Barbieri
32	Julie Marshall
44	Christie Ambrosi

Head Coaches:
Sharon Backus & Sue Enquist

Washington Huskies

No.	Name
3	Eve Gaw
6	Becky Newbry
7	Sara Pickering
9	Allison Mick
10	Mindy Williams
11	Jeanine Giordano
12	Tami Storseth
13	Michelle Church
14	Jennifer Cline
15	Jami Nyblod
16	Marie Smith
17	Monia Ota
18	Stephanie Burns
19	Heather Meyer
20	Shelley Brown
21	Dana Schellenger
22	Heather Tarr
24	Rochelle Rahal
28	Leah Francis
44	Leanne Rosser

Head Coach: Teresa Wilson

1996 NCAA WCWS
Batting Leaders (as of Apr 30, 2007)
(All games)

Hitting minimums - 1 Games 10 AB
Pitching minimums - 1 Games 10 IP

Batting avg

1. Johnsen, Alison, ARIZ..... .533
2. Williams, Mindy, WASH..... .467
   Pickering, Sara, WASH..... .467
   Cline, Jennifer, WASH..... .467
5. Reitan, Julie, ARIZ..... .462

Slugging pct

1. Pickering, Sara, WASH..... .867
2. Pineda, Lety, ARIZ..... .727
3. Brittonm, Lynn, ULL..... .636
4. Johnsen, Alison, ARIZ..... .600
   Williams, Mindy, WASH..... .600

On base pct

1. Johnsen, Alison, ARIZ..... .533
2. Cline, Jennifer, WASH..... .500
   Pickering, Sara, WASH..... .500
   Williams, Mindy, WASH..... .500
   Pineda, Lety, ARIZ..... .500

Runs scored

1. Dalton, Jenny, ARIZ..... 7
2. Johnsen, Alison, ARIZ..... 5
   Williams, Mindy, WASH..... 5
4. Avant-ChapmanVanessa, ULL.. 4
   Storseth, Tami, WASH..... 4

Hits

1. Johnsen, Alison, ARIZ..... 8
2. Storseth, Tami, WASH..... 7
   Pickering, Sara, WASH..... 7
   Cline, Jennifer, WASH..... 7
   Williams, Mindy, WASH..... 7

Runs batted in

1. Pickering, Sara, WASH..... 6
   Pineda, Lety, ARIZ..... 6
3. Dalton, Jenny, ARIZ..... 5
4. Giordano, Jeanine, WASH.... 4
5. 5 tied at..... 3

Doubles

1. Brittonm, Lynn, ULL..... 2
   Williams, Mindy, WASH..... 2
3. 20 tied at..... 1

Triples

Home runs

1. Pickering, Sara, WASH..... 2
   Dalton, Jenny, ARIZ..... 2
3. 4 tied at..... 1

Total bases

1. Pickering, Sara, WASH..... 13
2. Dalton, Jenny, ARIZ..... 10
3. Williams, Mindy, WASH..... 9
   Johnsen, Alison, ARIZ..... 9
5. 3 tied at..... 8

Walks

1. Dalton, Jenny, ARIZ..... 8
2. Pineda, Lety, ARIZ..... 3
3. 6 tied at..... 2

Hit by pitch

1. 10 tied at..... 1

Sac bunts

1. Gomez, Krista, ARIZ..... 2
   Churnock, Michelle, ARIZ... 2
3. 15 tied at..... 1

Sac flies

1. Marshall, Julie, UCLA..... 1
   DeFeo, Stephanie, ULL..... 1

Stolen bases

1. Johnsen, Alison, ARIZ..... 4
2. Reitan, Julie, ARIZ..... 3
3. Brown, Shelley, WASH..... 2
   Storseth, Tami, WASH..... 2
5. 11 tied at..... 1

Total plate appearances

1. 8 tied at..... 16

At bats

1. Storseth, Tami, WASH..... 16
   Church, Michelle, WASH..... 16
3. 7 tied at..... 15

Steal attempts

1. Johnsen, Alison, ARIZ..... 4
2. Reitan, Julie, ARIZ..... 3
3. 5 tied at..... 2

Strikeouts

1. Wuest, Kim, UCLA..... 4
2. 5 tied at..... 3

Caught stealing

1. 6 tied at..... 1

Grounded into DP

1. Giordano, Jeanine, WASH.... 1

1996 NCAA WCWS
Pitching Leaders (as of Apr 30, 2007)
(All games)

Hitting minimums - 1 Games 10 AB
Pitching minimums - 1 Games 10 IP

Earned run avg

1. Longeway, Cheryl, ULL.....	0.67
2. Gaw, Eve, WASH.....	1.14
3. Pitt, Lisa, ARIZ.....	1.17
4. Floyd, Whitney, CAL.....	1.24
5. Dolan, Carrie, ARIZ.....	1.50

Opposing bat avg

1. Gaw, Eve, WASH.....	.159
2. Longeway, Cheryl, ULL.....	.221
3. Dolan, Carrie, ARIZ.....	.267
4. Pitt, Lisa, ARIZ.....	.271
5. Floyd, Whitney, CAL.....	.271

Innings pitched

1. Burns, B'Ann, UCLA.....	25.0
2. Longeway, Cheryl, ULL.....	21.0
3. Floyd, Whitney, CAL.....	17.0
4. Meyer, Heather, WASH.....	15.2
5. Dolan, Carrie, ARIZ.....	14.0

Batters struck out

1. Floyd, Whitney, CAL.....	15
2. Longeway, Cheryl, ULL.....	13
3. McMahon, Jenny, IOWA.....	7
Dolan, Carrie, ARIZ.....	7
5. 2 tied at.....	5

Batters SO out looking

1. Gaw, Eve, WASH.....	2
Bilbao, Deborah, IOWA.....	2
Holmes, Kelly, MICH.....	2
Pitt, Lisa, ARIZ.....	2
5. 9 tied at.....	1

Wins

1. Dolan, Carrie, ARIZ.....	2
Pitt, Lisa, ARIZ.....	2
Meyer, Heather, WASH.....	2
Burns, B'Ann, UCLA.....	2
5. 5 tied at.....	1

Saves

1. Castellon, Leticia, IOWA...	1

Appearances

1. Bilbao, Deborah, IOWA.....	4
Burns, B'Ann, UCLA.....	4
3. 4 tied at.....	3

Games started

1. Burns, B'Ann, UCLA.....	4
2. Floyd, Whitney, CAL.....	3
Meyer, Heather, WASH.....	3
Longeway, Cheryl, ULL.....	3
5. 6 tied at.....	2

Games finished

1. Holmes, Kelly, MICH.....	2
Miller, Lynn, PRIN.....	2
3. 7 tied at.....	1

Games in relief

1. Bilbao, Deborah, IOWA.....	2
Holmes, Kelly, MICH.....	2
Miller, Lynn, PRIN.....	2
Castellon, Leticia, IOWA...	2
5. 6 tied at.....	1

Sac bunts allowed

1. Burns, B'Ann, UCLA.....	7
2. Holmes, Kelly, MICH.....	3
Longeway, Cheryl, ULL.....	3
4. Castellon, Leticia, IOWA...	2
Bilbao, Deborah, IOWA.....	2

Sac flies allowed

1. Burns, B'Ann, UCLA.....	1
Longeway, Cheryl, ULL.....	1

Losses

1. Burns, B'Ann, UCLA.....	2
Davies, Maureen, PRIN.....	2
Longeway, Cheryl, ULL.....	2
Griffin, Sara, MICH.....	2
Floyd, Whitney, CAL.....	2

Runners picked off

1. Cline, Jennifer, WASH.....	1

Wild pitches

1. Gaw, Eve, WASH.....	3
Griffin, Sara, MICH.....	3
3. 6 tied at.....	1

Balks

Hit batters

1. Longeway, Cheryl, ULL.....	3
2. Davies, Maureen, PRIN.....	2
Griffin, Sara, MICH.....	2
4. 3 tied at.....	1

Intentional BB allowed

1. Bilbao, Deborah, IOWA.....	1
Longeway, Cheryl, ULL.....	1

Hits allowed

1. Gaw, Eve, WASH.....	7
2. Pitt, Lisa, ARIZ.....	13
3. Bilbao, Deborah, IOWA.....	14
4. Dolan, Carrie, ARIZ.....	16
5. Longeway, Cheryl, ULL.....	17

Runs allowed

1. Gaw, Eve, WASH.....	2
2. Dolan, Carrie, ARIZ.....	4
Pitt, Lisa, ARIZ.....	4
4. Longeway, Cheryl, ULL.....	5
5. Floyd, Whitney, CAL.....	7

Earned runs allowed

1. Longeway, Cheryl, ULL.....	2
Gaw, Eve, WASH.....	2
Pitt, Lisa, ARIZ.....	2
4. Dolan, Carrie, ARIZ.....	3
Floyd, Whitney, CAL.....	3

Walks allowed

1. Pitt, Lisa, ARIZ.....	1
Dolan, Carrie, ARIZ.....	1
3. Meyer, Heather, WASH.....	2
4. Floyd, Whitney, CAL.....	3
Longeway, Cheryl, ULL.....	3

Doubles allowed

1. Gaw, Eve, WASH.....	0
2. Dolan, Carrie, ARIZ.....	1
3. Floyd, Whitney, CAL.....	2
Meyer, Heather, WASH.....	2
Pitt, Lisa, ARIZ.....	2

Triples allowed

1. Gaw, Eve, WASH	0
Dolan, Carrie, ARIZ	0
Floyd, Whitney, CAL	0
Meyer, Heather, WASH	0
Pitt, Lisa, ARIZ	0

Home runs allowed

1. Bilbao, Deborah, IOWA	0
Longeway, Cheryl, ULL	0
Dolan, Carrie, ARIZ	0
Pitt, Lisa, ARIZ	0
Floyd, Whitney, CAL	0

1996 NCAA WCWS
Fielding Leaders (as of Apr 30, 2007)
(All games)

Hitting minimums - 1 Games
Pitching minimums - 1 Games 10 IP

Fielding pct

1. Knopf, Kari, IOWA	1.000
Church, Michelle, WASH	1.000
Poulson, Alleah, UCLA	1.000
Pitt, Lisa, ARIZ	1.000
Tarr, Heather, WASH	1.000

Chances

1. Knopf, Kari, IOWA	37
2. Church, Michelle, WASH	36
3. Poulson, Alleah, UCLA	35
4. Odom, Nicole, UCLA	24
5. Takasaki, Megumi, CAL	23

Putouts

1. Church, Michelle, WASH	35
2. Knopf, Kari, IOWA	33
Poulson, Alleah, UCLA	33
4. Takasaki, Megumi, CAL	19
5. 2 tied at	18

Assists

1. Burns, B'Ann, UCLA	17
2. Tarr, Heather, WASH	15
3. Odom, Nicole, UCLA	14
Hebert, Christy, IOWA	14
5. Churnock, Michelle, ARIZ	13

Fielding double plays

1. Poulson, Alleah, UCLA	3
2. Odom, Nicole, UCLA	2
3. 9 tied at	1

Passed balls

1. Takasaki, Megumi, CAL	1
Marshall, Julie, UCLA	1

Catchers interference

Steal attempts against

1. Takasaki, Megumi, CAL	7
2. Walsh, Anne, CAL	5
3. Nance, Lyn, IOWA	4
Smith, Jennifer, MICH	4
5. 4 tied at	3

Stolen bases against

1. Takasaki, Megumi, CAL	5
2. Walsh, Anne, CAL	4
3. 5 tied at	3

Caught stealing by

1. Takasaki, Megumi, CAL	2
Smith, Jennifer, MICH	2
3. 8 tied at	1

Errors

1. Fox, Traci, PRIN	3
2. Newbry, Becky, WASH	2
Churnock, Michelle, ARIZ	2
May, Katie, CAL	2
Odom, Nicole, UCLA	2

1996 NCAA WCWS
Overall Statistics (as of Apr 30, 2007)
(All games Sorted by Batting avg)

Team	AVG	G	AB	R	H	2B	3B	HR	RBI	TB	SLG%	BB	HBP	SO	GDP	OB%	SF	SH	SB-ATT	PO	A	E	FLD%
Arizona	.370	4	108	25	40	4	0	3	23	53	.491	13	1	6	0	.443	0	6	8-9	78	38	5	.959
Washington	.351	4	134	28	47	6	0	2	20	59	.440	6	2	12	1	.387	0	1	5-7	84	40	5	.961
Louisiana-Lafayette.	.307	3	88	9	27	2	0	0	8	29	.330	3	1	10	0	.333	1	2	1-2	63	16	3	.963
Iowa	.260	4	96	8	25	5	0	0	6	30	.313	6	2	14	0	.317	0	2	4-5	78	47	3	.977
UCLA	.252	4	103	7	26	3	0	1	7	32	.311	6	1	14	0	.297	1	4	0-1	81	43	5	.961
California	.232	3	82	9	19	2	0	1	8	24	.293	3	1	7	0	.267	0	2	2-2	60	24	6	.933
Michigan	.212	2	52	2	11	2	0	0	2	13	.250	3	0	8	0	.255	0	2	0-0	39	24	2	.969
Princeton	.089	2	45	1	4	0	0	1	1	7	.156	1	2	3	0	.146	0	0	2-2	39	21	7	.896
Totals	.281		708		199		0		75		.349		10		1		2		22-28		253		.956
		26		89		24		8		247		41		74		.329		19		522		36	

(All games Sorted by Earned run avg)

Team	ERA	W-L	G	CG	SHO/CBO	SV	IP	H	R	ER	BB	SO	2B	3B	HR	AB	B/Avg	WP	HBP	BK	SFA	SHA
Louisiana-Lafayette.	0.67	1-2	3	3	1/0	0	21.0	17	5	2	3	13	3	0	0	77	.221	1	3	0	1	3
Arizona	1.35	4-0	4	4	1/0	0	26.0	29	8	5	2	12	3	0	0	108	.269	0	2	0	0	1
California	1.40	1-2	3	2	1/0	0	20.0	22	10	4	4	17	2	0	0	82	.268	1	0	0	0	0
Michigan	1.62	0-2	2	0	0/0	0	13.0	15	5	3	6	6	1	0	0	49	.306	4	2	0	0	3
UCLA	3.11	2-2	4	3	1/0	0	27.0	31	14	12	5	5	3	0	1	104	.298	2	1	0	1	7
Washington	3.50	3-1	4	2	0/0	0	28.0	28	16	14	7	6	2	0	4	113	.248	4	0	0	0	1
Iowa	4.04	2-2	4	1	1/0	1	26.0	32	17	15	8	11	6	0	2	107	.299	0	0	0	0	4
Princeton	5.38	0-2	2	0	0/0	0	13.0	25	14	10	6	4	4	0	1	68	.368	0	2	0	0	0
Totals	2.61		26		5/0		174.0		89		41		24		8		.281		10		2	
		13-13		15		1		199		65		74		0		708		12		0		19

PB - Bruins 1, Golden Bears 1. Pickoffs - Huskies 1.

(All games Sorted by Fielding pct)

Team	C	PO	A	E	FLD%	DPs	SBA	CSB	SBA%	PB	CI
Iowa	128	78	47	3	.977	0	6	1	.857	0	0
Michigan	65	39	24	2	.969	1	2	2	.500	0	0
Louisiana-Lafayette.	82	63	16	3	.963	1	2	0	1.000	0	0
UCLA	129	81	43	5	.961	3	1	0	1.000	1	0
Washington	129	84	40	5	.961	0	3	0	1.000	0	0
Arizona	121	78	38	5	.959	0	3	0	1.000	0	0
California	90	60	24	6	.933	2	5	2	.714	1	0
Princeton	67	39	21	7	.896	0	0	1	.000	0	0
Totals	811		253		.956		22		.786		0
		522		36		7		6		2	

1996 NCAA WCWS- Championship Game
Arizona vs Washington
May 27, 1996 at Columbus, GA (Golden Park Stadium)

Arizona 6 (58-9)

Player	AB	R	H	RBI	BB	SO	PO	A	LOB
Shriver, Brandi cf.....	4	1	1	0	0	0	3	0	1
Doty, Andrea rf.....	4	2	2	0	0	0	0	0	0
Johnsen, Alison lf.....	4	2	4	2	0	0	0	0	0
Dalton, Jenny 2b.....	2	1	1	3	2	0	3	2	0
Pineda, Lety c.....	3	0	1	1	1	0	5	0	3
Gomez, Krista 3b.....	4	0	0	0	0	0	2	3	2
Pitt, Lisa 1b.....	3	0	0	0	1	0	7	0	1
Reitan, Julie dh.....	4	0	1	0	0	1	0	0	0
Churnock, Michelle ss....	4	0	1	0	0	0	1	3	2
Dolan, Carrie p.....	0	0	0	0	0	0	0	2	0
Totals.....	32	6	11	6	4	1	21	10	9

Washington 4 (59-9)

Player	AB	R	H	RBI	BB	SO	PO	A	LOB
Brown, Shelley cf.....	3	0	2	0	0	0	2	0	0
Francis, LEah ph.....	1	0	1	1	0	0	0	0	0
Storseth, Tami ss.....	4	0	1	0	0	1	2	3	0
Rosser, Leanne pr.....	0	0	0	0	0	0	0	0	0
Pickering, Sara 2b.....	4	0	1	0	0	1	4	3	3
Cline, Jennifer c.....	4	0	1	0	0	0	1	2	3
Rahal, Rochelle pr.....	0	1	0	0	0	0	0	0	0
Church, Michelle 1b.....	4	0	1	1	0	1	8	1	2
Newbry, Becky rf.....	4	1	2	0	0	0	0	0	0
Giordano, Jeanine dh.....	4	1	0	0	0	1	0	0	1
Williams, Mindy lf.....	3	1	1	1	0	0	3	0	1
Tarr, Heather 3b.....	3	0	1	1	0	0	1	3	0
Meyer, Heather p.....	0	0	0	0	0	0	0	0	0
Gaw, Eve p.....	0	0	0	0	0	0	0	1	0
Totals.....	34	4	11	4	0	4	21	13	10

Score by Innings				R	H	E
Arizona.....	320	100	0 -	6	11	2
Washington.....	000	400	0 -	4	11	2

E - DALTON(13); CHURNOCK(24); STORSETH(16); WILLIAMS(1). LOB - Wildcats 9; Huskies 10. 2B - JOHNSEN(13); CLINE(14). HR - DALTON(25). HBP - WILLIAMS. SB - JOHNSEN(28); BROWN(18).

Arizona	IP	H	R	ER	BB	SO	AB	BF
Dolan, Carrie.....	7.0	11	4	3	0	4	34	35

Washington	IP	H	R	ER	BB	SO	AB	BF
Meyer, Heather.....	1.2	6	5	5	1	0	11	12
Gaw, Eve.....	5.1	5	1	1	3	1	21	24

Win - DOLAN (35-6). Loss - MEYER (25-4). Save - None.
WP - GAW(12). HBP - by DOLAN (WILLIAMS).
Umpires - HP: Marty Makar 1B: Dennis Wren 3B: H. Murdock
Start: 1:00 pm Time: 2:20 Attendance: 3173
Game: 1996GM13

1996 NCAA WCWS- Championship Game
Arizona vs Washington - Play-by-Play
May 27, 1996 at Columbus, GA (Golden Park Stadium)

Score by Innings					R	H	E
Arizona.....	320	100	0	-	6	11	2
Washington.....	000	400	0	-	4	11	2

Arizona starters: 26/cf SHRIVER; 22/rf DOTY; 6/lf JOHNSEN; 16/2b DALTON; 7/c PINEDA; 8/3b GOMEZ; 11/1b PITT; 10/dh REITAN; 21/ss CHURNOCK; 3/p DOLAN;
Washington starters: 20/cf BROWN; 12/ss STORSETH; 7/2b PICKERING; 14/c CLINE; 13/1b CHURCH; 6/rf NEWBRY; 11/dh GIORDANO; 10/lf WILLIAMS; 22/3b TARR; 19/p MEYER;

Arizona 1st - SHRIVER popped up to 3b. DOTY singled to left field. JOHNSEN singled to center field; DOTY advanced to second. DALTON homered, 3 RBI; JOHNSEN scored; DOTY scored. PINEDA walked. GOMEZ flied out to cf. PITT flied out to lf. 3 runs, 3 hits, 0 errors, 1 LOB.

Washington 1st - BROWN grounded out to ss. STORSETH singled to center field. PICKERING singled to right field; STORSETH advanced to second. CLINE reached on a fielder's choice; PICKERING advanced to second; STORSETH out at third ss to 3b. CHURCH popped up to 2b. 0 runs, 2 hits, 0 errors, 2 LOB.

Arizona 2nd - REITAN out at first 3b to 2b, bunt. CHURNOCK singled to second base. SHRIVER reached on a fielder's choice; CHURNOCK out at second 2b to ss. DOTY singled to shortstop; SHRIVER advanced to second. JOHNSEN doubled to right field, 2 RBI; DOTY scored; SHRIVER scored. GAW to p for MEYER. DALTON walked. PINEDA grounded out to ss. 2 runs, 3 hits, 0 errors, 2 LOB.

Washington 2nd - NEWBRY grounded out to 2b. GIORDANO grounded out to 2b. WILLIAMS popped up to ss. 0 runs, 0 hits, 0 errors, 0 LOB.

Arizona 3rd - GOMEZ grounded out to ss. PITT walked. REITAN struck out looking. CHURNOCK popped up to ss. 0 runs, 0 hits, 0 errors, 1 LOB.

Washington 3rd - TARR grounded out to 3b. BROWN singled to second base. STORSETH grounded out to p; BROWN advanced to second. PICKERING popped up to 2b. 0 runs, 1 hit, 0 errors, 1 LOB.

Arizona 4th - SHRIVER singled to left field. SHRIVER out at second c to 1b to 2b, picked off. DOTY grounded out to 2b. JOHNSEN singled to center field. JOHNSEN stole second. JOHNSEN advanced to third on a wild pitch. DALTON walked. PINEDA singled to left field, RBI; DALTON advanced to second; JOHNSEN scored. GOMEZ flied out to lf. 1 run, 3 hits, 0 errors, 2 LOB.

Washington 4th - CLINE doubled to left center. RAHAL pinch ran for CLINE. CHURCH singled to center field, RBI; RAHAL scored. NEWBRY reached on a fielder's choice; CHURCH advanced to second on an error by ss. GIORDANO reached on a fielder's choice; NEWBRY advanced to second; CHURCH out at third ss to 3b. WILLIAMS singled to right center, RBI; GIORDANO advanced to third; NEWBRY scored. TARR reached on an error by 2b, RBI, advanced to second; WILLIAMS advanced to third; GIORDANO scored. FRANCIS pinch hit for BROWN. FRANCIS singled to left field, RBI; TARR advanced to third; WILLIAMS scored, unearned. BROWN to cf for FRANCIS. BROWN stole second. STORSETH struck out swinging. PICKERING popped up to 2b. 4 runs, 4 hits, 2 errors, 2 LOB.

Arizona 5th - CLINE to c for RAHAL. PITT grounded out to ss. REITAN out at first c to 2b, bunt. CHURNOCK reached on an error by ss. SHRIVER grounded out to 2b. 0 runs, 0 hits, 1 error, 1 LOB.

Washington 5th - CLINE grounded out to 3b. CHURCH struck out swinging. NEWBRY singled to shortstop. GIORDANO struck out swinging. 0 runs, 1 hit, 0 errors, 1 LOB.

Arizona 6th - DOTY grounded out to p. JOHNSEN singled to center field. DALTON fouled out to lf; JOHNSEN advanced to second on an error by lf, advanced to third. PINEDA grounded out to 3b. 0 runs, 1 hit, 1 error, 1 LOB.

Washington 6th - WILLIAMS hit by pitch. TARR singled to left field; WILLIAMS advanced to second. BROWN singled to shortstop; TARR advanced to second; WILLIAMS advanced to third. STORSETH reached on a fielder's choice; BROWN advanced to second; TARR advanced to third; WILLIAMS out at home 3b to c. ROSSER pinch ran for STORSETH. PICKERING struck out swinging. CLINE flied out to cf. 0 runs, 2 hits, 0 errors, 3 LOB.

Arizona 7th - STORSETH to ss for ROSSER. GOMEZ popped up to 2b. PITT flied out to cf. REITAN singled to right field. CHURNOCK grounded out to 3b. 0 runs, 1 hit, 0 errors, 1 LOB.

Washington 7th - CHURCH flied out to cf. NEWBRY singled to right center. GIORDANO flied out to cf. WILLIAMS grounded out to p. 0 runs, 1 hit, 0 errors, 1 LOB.

1997 National Collegiate Division I Women's

SOFTBALL CHAMPIONSHIP

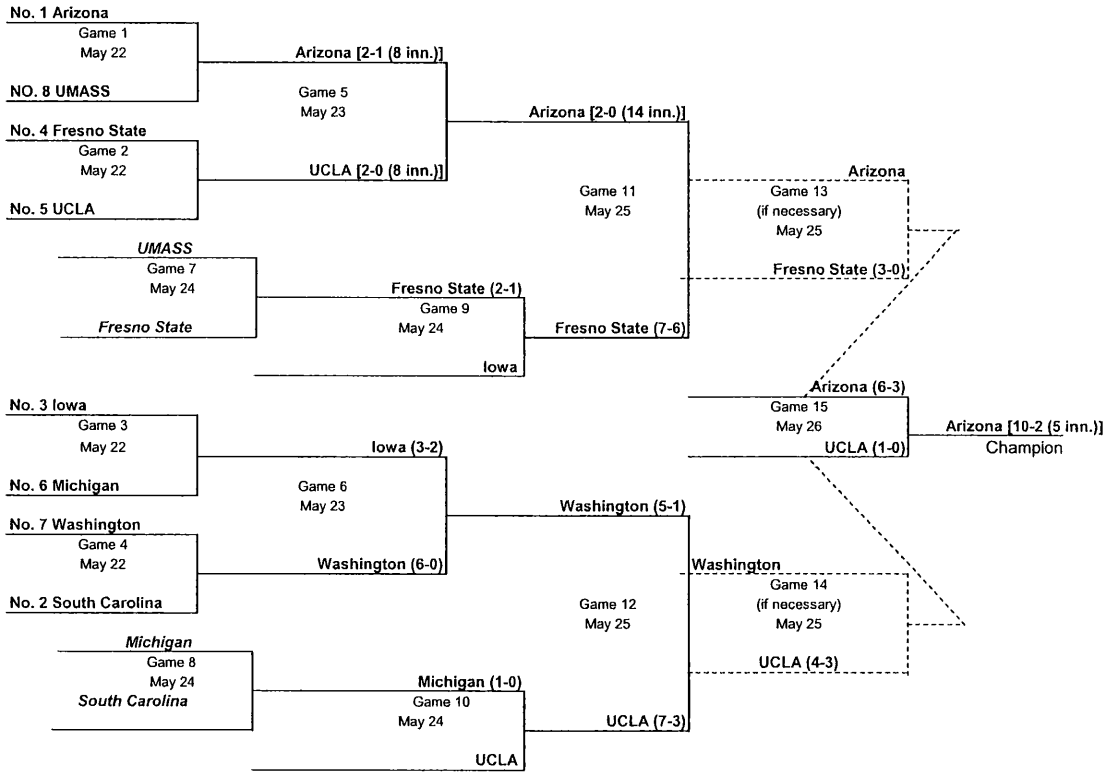

1997 Team Rosters

NCAA Women's College World Series

Arizona Wildcats

No.	Name	Pos.
3	Carrie Dolan	P
5	Katie Swan	IF
6	Alison Johnsen	OF
7	Lety Pineda	C
10	Julie Reitan	OF
11	Lisa Pitt	IF/P
12	Lindsay Mullins	C
13	Nancy Evans	P/IF
18	Tiana Hejduk	1B
20	Leah O'Brien	1B/OF
21	Michelle Churnock	SS
22	Andrea Doty	OF
26	Brandi Shriver	OF
31	Leah Braatz	C
99	Chrissy Gil	OF

Head Coach: Mike Candrea

Fresno State Bulldogs

No.	Name	Pos.
3	Robyn Yorke	RF
5	Brooke Bernardoni	1B/DP
7	Shelly Rude	OF
8	Nicole Webber	OF
11	Jennifer Slaney	C
12	Trina Puckett	IF
13	Amber Wall	C/LF
14	Lindsay Parker	P
15	Randi Berg	SS
18	Natalie Driggers	1B
21	Michelle Papi	IF
22	Nina Lindenberg	2B/3B
24	Candice Bowlin	OF
25	Catalina Chavez	C
28	Jennifer Jokinen	C/1B
30	Brook Justin	UT
32	Jennifer Clark	P
35	Jaime Maxey	1B/3B
36	Amanda Scott	P/OF
40	Angela Cervantez	IF
41	Kim Peck	P
44	Laura Berg	CF

Head Coach: Margie Wright

Iowa Hawkeyes

No.	Name
1	Jill Knopf
5	Shaina Barnes
7	Kate McGannon
8	Erin McGee
9	Lea Twigg
10	Kari Knopf
13	Cory Minter
16	Christy Hebert
17	Brigit Cornish
19	Leticia Castellon
20	Tammy Utley
21	Brandi Macias
22	Lyn Nance
23	Debbie Bilbao
24	Jenny McMahon

Head Coach: Gayle Blevins

UMASS Minutewomen

No.	Name
2	Chris Martens
3	Mandy Galas
4	Karen LaFrenier
6	Monica Hashiguchi
10	Nicole Faessler
11	Sarah Watters
12	Sam Cardenas
13	Becky George
14	Kim Gutridge
15	Tracey Osier
17	Liz Wagner
20	Octavia Brown
21	Kelly Buckley
22	Stephanie Mareina
24	Katie Kenderski
27	Marcie Gyure
44	Danielle Henderson

Head Coach: Elaine Sortino

Michigan Wolverines

No.	Name
1	Lisa Kelley
4	Mary Adams
7	Tammy Mika
11	Lisa Beard
12	Stacey Judd
14	Tracy Taylor
15	Sara Griffin
16	Jennifer McKittrick
17	Jessica Lang
18	Kellyn Tate
19	Jennifer Smith
20	Kelly Holmes
21	Cathy Davie
22	Traci Conrad
24	Pam Kosanke
25	Karmen Lappo
32	Jamie Gillies
44	Melissa Gentile

Head Coach: Carol Hutchins

South Carolina Gamecocks

No.	Name	Pos.
1	Kendra McCutcheon	SS
2	Carrie Lyons	UT/3B
3	Sky Brown	P/3B
4	Chanda Lee	OF
8	Sondra Hall	SS/3B
9	Carrie Elliott	C
10	Leanna Troesh	1B/OF
11	Trinity Johnson	P
12	Kim Pietro	OF
14	Nikki Beers	P/1B
15	Tina Plew	C/UT
17	Kim Schultze	2B
20	Jamie Williams	OF
21	Kelly Dammer	OF
23	Karri Peters	1B

Head Coach: Joyce Compton

UCLA Bruins

No.	Name	Pos.
3	Laurie Fritz	2B
4	Christa Williams	P
5	Karen Hoshizaki	UT
6	Nicole Ochoa	OF
8	Leslie Feldman	UT
10	B'Ann Burns	P
11	Johnna Mike	C/OF
12	Nikki Barbieri	UT
13	Danielle Martin	OF
14	Alleah Poulson	1B
18	Julie Adams	3B
19	Kim Wuest	UT
22	Courtney Dale	P/OF
32	Julie Marshall	UT
33	Stacey Nuveman	C
44	Christie Ambrosi	SS

Head Coach: Sue Enquist

Washington Huskies

No.	Name
1	Angela Bennett
3	Eve Gaw
6	Jamie Graves
7	Sara Pickering
9	Becky Newbry
10	Rosie Leutzinger
12	Jamie Redd
14	Erin Helgeland
15	Jami Nyblod
16	Marie Smith
20	Shelly Brown
22	Heather Tarr
23	Jennifer Spediacci
24	Rochelle Rahal
28	Leah Francis
44	Leanne Rosser

Head Coach: Teresa Wilson

1997 Women's College World Series
Batting Leaders (as of Apr 30, 2007)
(All games)

Hitting minimums - 1 Games 10 AB
Pitching minimums - 1 Games 10 IP

Batting avg

1.	O'Brien, Leah, ARIZ	.600
2.	Utley, Tammy, IOWA	.400
	Twigg, Lea, IOWA	.400
4.	Macias, Brandi, IOWA	.364
5.	Leutzinger, Rosie, WASH	.357

Slugging pct

1.	O'Brien, Leah, ARIZ	.867
2.	Utley, Tammy, IOWA	.800
	Rosser, Leanne, WASH	.800
4.	Macias, Brandi, IOWA	.636
5.	Johnsen, Alison, ARIZ	.600

On base pct

1.	O'Brien, Leah, ARIZ	.650
2.	Rosser, Leanne, WASH	.462
3.	Utley, Tammy, IOWA	.455
	Twigg, Lea, IOWA	.455
5.	Pickering, Sara, WASH	.429

Runs scored

1.	Johnsen, Alison, ARIZ	6
2.	Swan, Katie, ARIZ	5
3.	4 tied at	4

Hits

1.	O'Brien, Leah, ARIZ	9
2.	Poulson, Alleah, UCLA	7
	Johnsen, Alison, ARIZ	7
4.	Nuveman, Stacey, UCLA	6
	Lindenberg, Nina, FRESNOST	6

Runs batted in

1.	Utley, Tammy, IOWA	6
	O'Brien, Leah, ARIZ	6
3.	Nuveman, Stacey, UCLA	5
4.	Gentile, Melissa, MICH	4
	Rosser, Leanne, WASH	4

Doubles

1.	Johnsen, Alison, ARIZ	2
	Evans, Nancy, ARIZ	2
3.	15 tied at	1

Triples

1.	Marshall, Julie, UCLA	1
	Hebert, Christy, IOWA	1
	Rosser, Leanne, WASH	1

Home runs

1.	Adams, Julie, UCLA	2
	Gentile, Melissa, MICH	2
3.	11 tied at	1

Total bases

1.	O'Brien, Leah, ARIZ	13
2.	Johnsen, Alison, ARIZ	12
3.	Lindenberg, Nina, FRESNOST	10
	Nuveman, Stacey, UCLA	10
5.	3 tied at	9

Walks

1.	Braatz, Leah, ARIZ	5
2.	O'Brien, Leah, ARIZ	4
	Wuest, Kim, UCLA	4
4.	3 tied at	3

Hit by pitch

1.	Berg, Laura, FRESNOST	2
2.	Brown, Shelly, WASH	1

Sac bunts

1.	6 tied at	2

Sac flies

1.	O'Brien, Leah, ARIZ	1
	Newbry, Becky, WASH	1
	Poulson, Alleah, UCLA	1
	Scott, Amanda, FRESNOST	1
	Nuveman, Stacey, UCLA	1

Stolen bases

1.	Brown, Shelly, WASH	2
2.	6 tied at	1

Total plate appearances

1.	Ambrosi, Christie, UCLA	24
2.	Poulson, Alleah, UCLA	23
3.	6 tied at	22

At bats

1.	Ambrosi, Christie, UCLA	24
2.	Poulson, Alleah, UCLA	21
3.	4 tied at	20

Steal attempts

1.	Brown, Shelly, WASH	2
2.	10 tied at	1

Strikeouts

1.	Pitt, Lisa, ARIZ	7
2.	Pineda, Lety, ARIZ	6
	Puckett, Trina, FRESNOST	6
4.	4 tied at	5

Caught stealing

1.	Rude, Shelly, FRESNOST	1
	Davie, Cathy, MICH	1
	O'Brien, Leah, ARIZ	1
	Conrad, Traci, MICH	1

Grounded into DP

1.	Evans, Nancy, ARIZ	1
	Nuveman, Stacey, UCLA	1

1997 Women's College World Series
Pitching Leaders (as of Apr 30, 2007)
(All games)

Hitting minimums - 1 Games 10 AB
Pitching minimums - 1 Games 10 IP

Earned run avg

1.	Graves, Jamie, WASH.....	0.36
2.	Henderson, Danielle, UMASS.	0.98
3.	Evans, Nancy, ARIZ.....	1.58
4.	Scott, Amanda, FRESNOST....	1.91
5.	Williams, Christa, UCLA....	2.33

Opposing bat avg

1.	Graves, Jamie, WASH.....	.169
2.	Henderson, Danielle, UMASS.	.184
3.	Evans, Nancy, ARIZ.....	.189
4.	Williams, Christa, UCLA....	.218
5.	Scott, Amanda, FRESNOST....	.241

Innings pitched

1.	Williams, Christa, UCLA....	45.0
2.	Evans, Nancy, ARIZ.....	40.0
3.	Scott, Amanda, FRESNOST....	22.0
4.	Holmes, Kelly, MICH.....	19.2
5.	Graves, Jamie, WASH.....	19.1

Batters struck out

1.	Williams, Christa, UCLA....	46
2.	Evans, Nancy, ARIZ.....	35
3.	Johnson, Trinity, USC.....	15
4.	Bilbao, Debbie, IOWA.....	14
5.	Scott, Amanda, FRESNOST....	12

Batters SO out looking

1.	Williams, Christa, UCLA....	12
2.	Evans, Nancy, ARIZ.....	8
3.	Bilbao, Debbie, IOWA.....	6
	Scott, Amanda, FRESNOST....	6
5.	Holmes, Kelly, MICH.....	5

Wins

1.	Evans, Nancy, ARIZ.....	4
	Williams, Christa, UCLA....	4
3.	Graves, Jamie, WASH.....	2
4.	5 tied at.....	1

Saves

Appearances

1.	Williams, Christa, UCLA....	6
2.	Evans, Nancy, ARIZ.....	5
3.	Scott, Amanda, FRESNOST....	4
	Graves, Jamie, WASH.....	4
5.	3 tied at.....	3

Games started

1.	Evans, Nancy, ARIZ.....	5
	Williams, Christa, UCLA....	5
3.	Scott, Amanda, FRESNOST....	4
4.	Holmes, Kelly, MICH.....	3
5.	4 tied at.....	2

Games finished

1.	Graves, Jamie, WASH.....	2
	Peck, Kim, FRESNOST.....	2
3.	Gillies, Jamie, MICH.....	1
	Castellon, Leticia, IOWA...	1
	Williams, Christa, UCLA....	1

Games in relief

1.	Graves, Jamie, WASH.....	2
	Peck, Kim, FRESNOST.....	2
	Parker, Lindsay, FRESNOST..	2
4.	4 tied at.....	1

Sac bunts allowed

1.	Henderson, Danielle, UMASS.	5
	Holmes, Kelly, MICH.....	5
3.	Williams, Christa, UCLA....	4
4.	Parker, Lindsay, FRESNOST..	3
5.	2 tied at.....	2

Sac flies allowed

1.	Holmes, Kelly, MICH.....	2
2.	Henderson, Danielle, UMASS.	1
	Bilbao, Debbie, IOWA.....	1
	Evans, Nancy, ARIZ.....	1

Losses

1.	6 tied at.....	2

Runners picked off

Wild pitches

1.	Williams, Christa, UCLA....	3
2.	Parker, Lindsay, FRESNOST..	1

Balks

Hit batters

1.	Williams, Christa, UCLA....	1
	Bilbao, Debbie, IOWA.....	1
	Henderson, Danielle, UMASS.	1

Intentional BB allowed

1.	Bilbao, Debbie, IOWA.....	4
2.	Gaw, Eve, WASH.....	1
	Holmes, Kelly, MICH.....	1

Hits allowed

1.	Henderson, Danielle, UMASS.	9
2.	Parker, Lindsay, FRESNOST..	10
3.	Graves, Jamie, WASH.....	12
	Johnson, Trinity, USC.....	12
5.	Scott, Amanda, FRESNOST....	20

Runs allowed

1.	Henderson, Danielle, UMASS.	4
	Graves, Jamie, WASH.....	4
3.	Parker, Lindsay, FRESNOST..	7
	Johnson, Trinity, USC.....	7
5.	Scott, Amanda, FRESNOST....	8

Earned runs allowed

1.	Graves, Jamie, WASH.....	1
2.	Henderson, Danielle, UMASS.	2
3.	Scott, Amanda, FRESNOST....	6
	Johnson, Trinity, USC.....	6
5.	Parker, Lindsay, FRESNOST..	7

Walks allowed

1.	Parker, Lindsay, FRESNOST..	2
2.	Johnson, Trinity, USC.....	3
3.	Graves, Jamie, WASH.....	4
	Henderson, Danielle, UMASS.	4
	Evans, Nancy, ARIZ.....	4

Doubles allowed

1.	Parker, Lindsay, FRESNOST..	0
2.	Evans, Nancy, ARIZ.....	1
	Graves, Jamie, WASH.....	1
4.	Scott, Amanda, FRESNOST....	2
	Bilbao, Debbie, IOWA.....	2

Triples allowed

1.	Henderson, Danielle, UMASS.	0
	Parker, Lindsay, FRESNOST..	0
	Evans, Nancy, ARIZ.....	0
	Graves, Jamie, WASH.....	0
	Scott, Amanda, FRESNOST....	0

Home runs allowed

1.	Henderson, Danielle, UMASS.	0
	Holmes, Kelly, MICH.....	0
	Williams, Christa, UCLA....	0
4.	Johnson, Trinity, USC.....	1
	Scott, Amanda, FRESNOST....	1

1997 Women's College World Series
Fielding Leaders (as of Apr 30, 2007)
(All games)

Hitting minimums - 1 Games
Pitching minimums - 1 Games 10 IP

Fielding pct

1.	Cervantez, Angela, FRESNOST	1.000
	O'Brien, Leah, ARIZ.....	1.000
	Braatz, Leah, ARIZ.....	1.000
	Newbry, Becky, WASH.....	1.000
	Chavez, Catalina, FRESNOST.	1.000

Chances

1.	Nuveman, Stacey, UCLA.....	53
2.	Cervantez, Angela, FRESNOST	52
3.	Poulson, Alleah, UCLA.....	46
4.	O'Brien, Leah, ARIZ.....	40
5.	Braatz, Leah, ARIZ.....	36

Putouts

1.	Nuveman, Stacey, UCLA.....	50
2.	Cervantez, Angela, FRESNOST	47
3.	Poulson, Alleah, UCLA.....	42
4.	O'Brien, Leah, ARIZ.....	39
5.	2 tied at.....	33

Assists

1.	Tarr, Heather, WASH.....	20
2.	Adams, Julie, UCLA.....	17
3.	Scott, Amanda, FRESNOST....	16
4.	4 tied at.....	13

Fielding double plays

1.	Berg, Randi, FRESNOST.....	2
	Tarr, Heather, WASH.....	2
	Cervantez, Angela, FRESNOST	2
4.	9 tied at.....	1

Passed balls

1.	Elliott, Carrie, USC.....	2
	Nuveman, Stacey, UCLA.....	2
3.	Chavez, Catalina, FRESNOST.	1
	Macias, Brandi, IOWA.....	1
	Braatz, Leah, ARIZ.....	1

Catchers interference

1.	Nuveman, Stacey, UCLA.....	1

Steal attempts against

1.	Nuveman, Stacey, UCLA.....	4
2.	Chavez, Catalina, FRESNOST.	3
	Williams, Christa, UCLA....	3
4.	5 tied at.....	2

Stolen bases against

1.	Williams, Christa, UCLA....	2
	Johnson, Trinity, USC.....	2
	Chavez, Catalina, FRESNOST.	2
	Nuveman, Stacey, UCLA.....	2
	Elliott, Carrie, USC.....	2

Caught stealing by

1.	Nuveman, Stacey, UCLA.....	2
2.	6 tied at.....	1

Errors

1.	8 tied at.....	2

1997 Women's College World Series
Overall Statistics (as of Apr 30, 2007)
(All games Sorted by Batting avg)

Team	AVG	G	AB	R	H	2B	3B	HR	RBI	TB	SLG%	BB	HBP	SO	GDP	OB%	SF	SH	SB-ATT	PO	A	E	FLD%
Iowa.....	.310	3	84	10	26	3	1	2	10	37	.440	7	0	14	0	.363	0	4	0-0	60	27	4	.956
Washington.....	.241	4	108	14	26	2	1	1	11	33	.306	8	1	33	0	.297	1	0	4-4	81	42	5	.961
Arizona.....	.240	5	150	20	36	7	0	2	16	49	.327	16	0	31	1	.311	1	8	2-3	120	43	3	.982
Michigan.....	.225	3	71	6	16	1	0	2	5	23	.324	4	0	14	0	.267	0	3	0-2	62	31	3	.969
Fresno State.....	.225	5	138	15	31	4	0	3	11	44	.319	8	2	32	0	.275	1	2	0-1	105	62	5	.971
UCLA.....	.192	6	172	16	33	2	1	4	15	49	.285	12	0	20	1	.242	2	4	0-0	144	57	7	.966
Massachusetts.....	.176	2	51	2	9	0	0	1	2	12	.235	2	0	16	0	.208	0	3	2-2	43	19	3	.954
South Carolina.....	.163	2	49	0	8	0	0	0	0	8	.163	3	0	8	0	.212	0	1	0-0	39	6	3	.938
Totals.....	.225	30	823	83	185	19	3	15	70	255	.310	60	3	168	2	.278	5	25	8-12	654	287	33	.966

CI - Bruins 1.

(All games Sorted by Earned run avg)

Team	ERA	W-L	G	CG	SHO/CBO	SV	IP	H	R	ER	BB	SO	2B	3B	HR	AB	B/Avg	WP	HBP	BK	SFA	SHA
Washington.....	0.78	2-2	4	2	1/0	0	27.0	17	6	3	6	13	2	1	2	99	.172	0	0	0	0	1
Massachusetts.....	0.98	0-2	2	2	0/0	0	14.1	9	4	2	4	10	3	0	0	49	.184	0	1	0	1	5
Arizona.....	1.58	4-1	5	5	1/0	0	40.0	28	9	9	4	35	1	0	6	148	.189	0	0	0	1	2
UCLA.....	2.33	4-2	6	5	2/0	0	48.0	39	18	16	16	47	3	0	1	180	.217	3	1	0	0	4
Fresno State.....	2.60	3-2	5	3	1/0	0	35.0	34	15	13	11	21	2	0	4	132	.258	1	0	0	0	6
Michigan.....	3.05	1-2	3	2	1/0	0	20.2	21	10	9	7	12	3	1	0	79	.266	0	0	0	2	5
South Carolina.....	3.23	0-2	2	2	0/0	0	13.0	12	7	6	3	15	2	1	1	49	.245	0	0	0	0	1
Iowa.....	3.50	1-2	3	2	0/0	0	20.0	25	14	10	9	15	3	0	1	87	.287	0	1	0	1	1
Totals.....	2.18	15-15	30	23	6/0	0	218.0	185	83	68	60	168	19	3	15	823	.225	4	3	0	5	25

PB - Gamecocks 2, Bruins 2, Hawkeyes 1, Wildcats 1, Bulldogs 1.

(All games Sorted by Fielding pct)

Team	C	PO	A	E	FLD%	DPs	SBA	CSB	SBA%	PB	CI
Arizona.....	166	120	43	3	.982	0	1	0	1.000	1	0
Fresno State.....	172	105	62	5	.971	3	2	1	.667	1	0
Michigan.....	96	62	31	3	.969	0	0	0	.000	0	0
UCLA.....	208	144	57	7	.966	1	2	2	.500	2	1
Washington.....	128	81	42	5	.961	2	0	0	.000	0	0
Iowa.....	91	60	27	4	.956	1	1	1	.500	1	0
Massachusetts.....	65	43	19	3	.954	0	0	0	.000	0	0
South Carolina.....	48	39	6	3	.938	0	2	0	1.000	2	0
Totals.....	974	654	287	33	.966	7	8	4	.667	7	1

1997 NCAA WCWS- Championship Game
Arizona vs UCLA
May 26, 1997 at Oklahoma City, OK (Hall of Fame Stadium)

Arizona 10 (61-5)

Player	AB	R	H	RBI	BB	SO	PO	A	LOB
Johnsen, Alison cf.....	3	2	2	0	0	1	4	0	0
Swan, Katie dh.....	4	3	2	0	0	0	0	0	1
O'Brien, Leah 1b.....	2	2	2	2	2	0	5	1	0
Braatz, Leah c.....	1	1	0	1	2	0	3	0	0
Evans, Nancy p.....	3	0	1	3	1	0	0	2	0
Pineda, Lety 3b.....	4	0	1	1	0	2	0	1	0
Pitt, Lisa ss.....	3	0	0	0	0	2	1	1	6
Shriver, Brandi rf.....	3	0	2	0	0	1	1	0	0
Reitan, Julie lf.....	2	2	1	0	0	1	1	0	0
Churnock, Michelle 2b....	0	0	0	0	0	0	0	1	0
Totals.....	25	10	11	7	5	7	15	6	8

UCLA 2 (49-14)

Player	AB	R	H	RBI	BB	SO	PO	A	LOB
Ambrosi, Christie cf.....	3	0	0	0	0	0	1	0	2
Fritz, Laurie 2b.....	2	0	0	0	0	0	2	1	0
Mike, Johnna ph.....	1	0	0	0	0	1	0	0	0
Poulson, Alleah 1b.....	3	0	0	0	0	0	2	1	1
Nuveman, Stacey c.....	2	0	1	0	0	0	9	0	0
Adams, Julie ss.....	2	1	1	1	0	1	1	2	1
Marshall, Julie 3b.....	2	1	1	1	0	0	0	1	0
Dale, Courtney lf.....	2	0	0	0	0	1	0	0	0
Wuest, Kim dh.....	1	0	0	0	1	0	0	0	0
Ochoa, Nicole rf.....	2	0	2	0	0	0	0	0	0
Williams, Christa p.....	0	0	0	0	0	0	0	1	0
Totals.....	20	2	5	2	1	3	15	6	4

Score by Innings	R	H	E
Arizona..... 240 04 -	10	11	0
UCLA..... 020 00 -	2	5	2

E - FRITZ; NUVEMAN. LOB - Wildcats 8; Bruins 4. 2B - EVANS N.. HR - ADAMS(8); MARSHALL(10). SH - JOHNSEN; REITAN. Reached on CI - BRAATZ.

Arizona	IP	H	R	ER	BB	SO	AB	BF
Evans, Nancy.....	5.0	5	2	2	1	3	20	21

UCLA	IP	H	R	ER	BB	SO	AB	BF
Williams, Christa...	5.0	11	10	8	5	7	25	33

Win - EVANS N. (36-2). Loss - WILLIAMS (21-8). Save - None.
WP - WILLIAMS. CI - NUVEMAN.
Umpires - HP: D. Vavrinec 1B: J. Murdock 3B: P. Yarrington
Start: 1:08 pm Time: 1:54 Attendance: 4684
Game: 1997GM15

1997 NCAA WCWS- Championship Game
Arizona vs UCLA - Play-by-Play
May 26, 1997 at Oklahoma City, OK (Hall of Fame Stadium)

Score by Innings	R	H	E
Arizona..... 240 04 -	10	11	0
UCLA..... 020 00 -	2	5	2

Arizona starters: 6/cf JOHNSEN; 5/dh SWAN; 20/1b O'BRIEN; 31/c BRAATZ; 13/p EVANS N.; 7/3b PINEDA; 11/ss PITT; 26/rf SHRIVER; 10/lf REITAN; 21/2b CHURNOCK;
UCLA starters: 44/cf AMBROSI; 3/2b FRITZ; 14/1b POULSON; 33/c NUVEMAN; 18/ss ADAMS; 32/3b MARSHALL; 22/lf DALE; 19/dh WUEST; 6/rf OCHOA; 4/p WILLIAMS;

Arizona 1st - JOHNSEN singled to shortstop. SWAN singled; JOHNSEN advanced to second. O'BRIEN singled, bunt; SWAN advanced to second; JOHNSEN advanced to third. BRAATZ popped up to 2b. EVANS N. doubled to left field, 2 RBI; O'BRIEN advanced to third; SWAN scored; JOHNSEN scored. PINEDA struck out looking. PITT popped up to ss. 2 runs, 4 hits, 0 errors, 2 LOB.

UCLA 1st - AMBROSI flied out to cf. FRITZ flied out to lf. POULSON flied out to cf. 0 runs, 0 hits, 0 errors, 0 LOB.

Arizona 2nd - SHRIVER struck out swinging. REITAN singled to center field. JOHNSEN out at first 1b to 2b, SAC, bunt; REITAN advanced to second. SWAN singled to center field; REITAN advanced to third. O'BRIEN walked; SWAN advanced to second. BRAATZ walked, RBI; O'BRIEN advanced to second; SWAN advanced to third; REITAN scored. EVANS N. walked, RBI; BRAATZ advanced to second; O'BRIEN advanced to third; SWAN scored. PINEDA reached on an error by 2b; EVANS N. advanced to third; BRAATZ scored, unearned; O'BRIEN scored, unearned. PITT struck out looking. 4 runs, 2 hits, 1 error, 2 LOB.

UCLA 2nd - NUVEMAN grounded out to ss. ADAMS homered to left field, RBI. MARSHALL homered to right field, RBI. DALE grounded out to p. WUEST walked. OCHOA singled to center field; WUEST advanced to second. AMBROSI grounded out to 2b. 2 runs, 3 hits, 0 errors, 2 LOB.

Arizona 3rd - SHRIVER singled to left field. REITAN struck out swinging. JOHNSEN struck out swinging. SWAN grounded out to ss. 0 runs, 1 hit, 0 errors, 1 LOB.

UCLA 3rd - FRITZ flied out to rf. POULSON flied out to cf. NUVEMAN singled to center field. ADAMS struck out looking. 0 runs, 1 hit, 0 errors, 1 LOB.

Arizona 4th - O'BRIEN walked. BRAATZ reached on catcher's interference; O'BRIEN advanced to second. EVANS N. grounded out to 2b; BRAATZ advanced to second; O'BRIEN advanced to third. PINEDA struck out swinging. PITT struck out swinging. 0 runs, 0 hits, 1 error, 2 LOB.

UCLA 4th - MARSHALL grounded out to p. DALE struck out swinging. WUEST grounded out to 3b. 0 runs, 0 hits, 0 errors, 0 LOB.

Arizona 5th - SHRIVER singled to left field. REITAN reached on a fielder's choice, SAC, bunt; SHRIVER advanced to second. JOHNSEN singled to left field; REITAN advanced to second; SHRIVER advanced to third. SWAN reached on a fielder's choice; JOHNSEN advanced to second; REITAN advanced to third; SHRIVER out at home p to c. O'BRIEN singled to center field, 2 RBI; SWAN advanced to second; JOHNSEN scored; REITAN scored. BRAATZ walked; O'BRIEN advanced to second; SWAN advanced to third. EVANS N. flied out to cf. BRAATZ advanced to second on a wild pitch; O'BRIEN advanced to third on a wild pitch; SWAN scored on a wild pitch. PINEDA singled to pitcher, RBI; BRAATZ advanced to third, out at home ss to 3b to c; O'BRIEN scored. 4 runs, 4 hits, 0 errors, 1 LOB.

UCLA 5th - OCHOA singled to center field. AMBROSI out at first 1b to ss. MIKE pinch hit for FRITZ. MIKE struck out looking. POULSON flied out to cf. 0 runs, 1 hit, 0 errors, 1 LOB.

1998 National Collegiate Division I Women's

SOFTBALL CHAMPIONSHIP

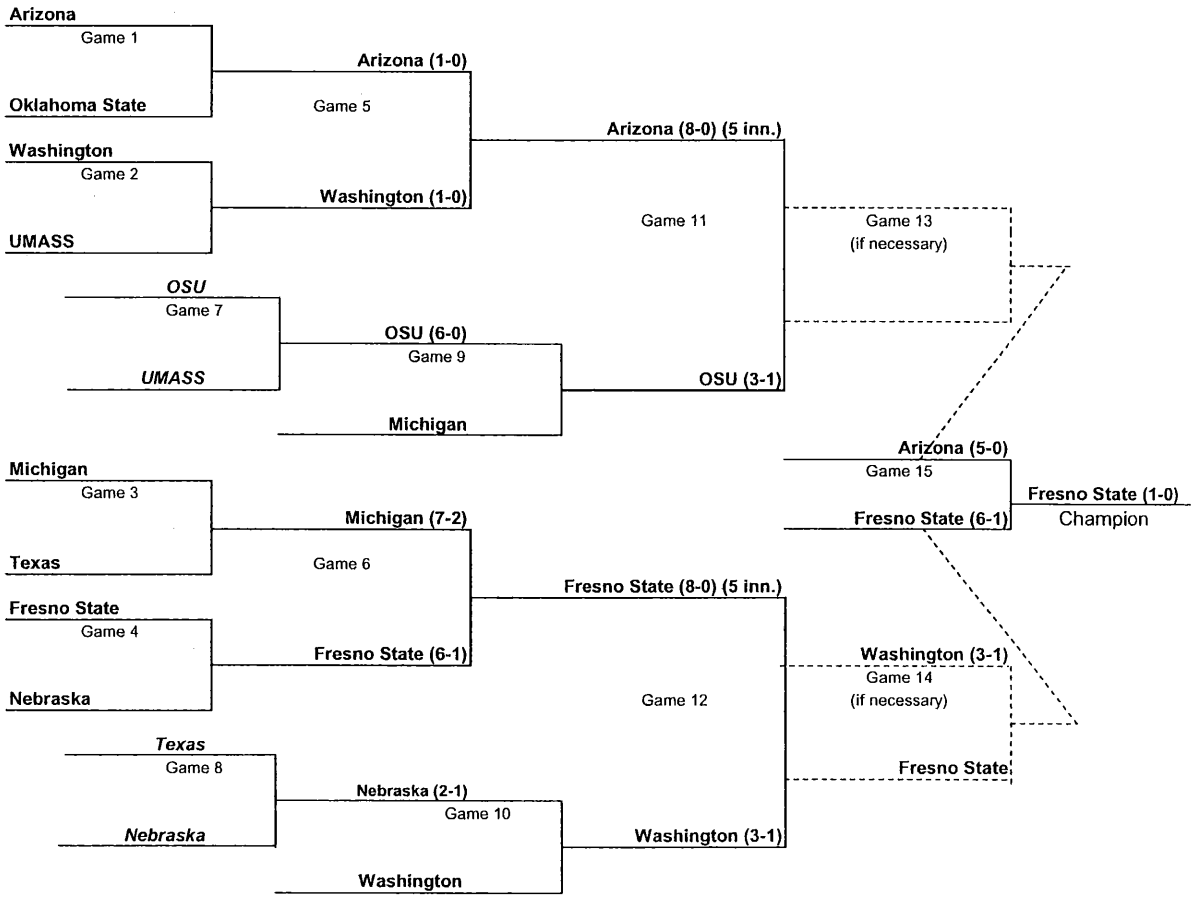

1998 Team Rosters

NCAA Women's College World Series

Arizona Wildcats

No.	Name
0	Becky Lemke
2	Teresa Ayoub
4	Nicole Giordano
5	Katie Swan
6	Alison McCutcheon
7	Leticia Pineda
13	Nancy Evans
18	Tiana Hejduk
21	Michelle Churnock
22	Erika Hanson
24	Lauren Bauer
31	Leah Braatz
32	Toni Mascarenas
42	Lindsey Collins
62	Meghann Pricer
99	Chrissy Gil

Head Coach: Mike Candrea

Fresno State Bulldogs

No.	Name
5	Vanessa Valenzuela
7	Daviana Wisener
10	Becky Witt
11	Jennifer Slaney
12	Kortney Edge
13	Amber Wall
14	Lindsay Parker
15	Angela Cervantez
18	Alicia Dowland
22	Nina Lindenberg
24	Candice Bowlin
25	Kara Campbell
28	Jennifer Jokinen
32	Carolyn Wilson
35	Jaime Maxey
36	Amanda Scott
41	Kim Peck
44	Laura Berg
45	Janna Todd

Head Coach: Margie Wright

UMASS Minutewomen

No.	Name
1	Kiley Scofield
3	Mandy Galas
7	Debbie Tomoguchi
9	Annie Smith
10	Nicole Faessler
12	Jill Neilson
13	Becky George
14	Kim Gutridge
15	Tracey Osier
17	Liz Wagner
20	Octavia Brown
21	Kelly Buckley
22	Carrie Jeffries
24	Katie Kenderski
27	Nicole DeMauro
44	Danielle Henderson

Head Coach: Elaine Sortino

Michigan Wolverines

No.	Name
1	Lisa Kelley
2	Christina Garza
4	Kim Bugel
7	Tammy Mika
10	Melissa Taylor
11	Lia Beard
12	Stacey Judd
14	Marie Barda
15	Sara Griffin
16	Jennifer McKittrick
17	Courtney Murdock
18	Kellyn Tate
20	Rebecca Tune
21	Cathy Davie
22	Traci Conrad
24	Pam Kosanke
25	Karmen Lappo
32	Jamie Gillies
44	Melissa Gentile

Head Coach: Carol Hutchins

Nebraska Cornhuskers

No.	Name
1	Alice Brewer
2	Ali Viola
3	Heather Martin
4	Jessica Draemel
5	Cindy Roethemeyer
6	Jennifer Lizama
7	Jenny Smith
12	Christie McCoy
13	Kelly Pinkepank
14	Jenny Voss
15	Jill Day
17	Jennifer Williams
19	Lori Tschannen
20	Jamie Funkhouser
21	Jamie Fuenta
23	Jessica Robbins

Head Coach: Rhonda Revelle

Oklahoma St. Cowgirls

No.	Name
3	Casey Acree
7	Sheryl Anderson
10	Kristine Garcia
11	Jenn Markert
12	Liz Silva
14	Jessica Crawford
15	Kristi Bolle
18	Melissa Turley
20	Amy Lopez
21	Jennifer Olival
22	Michelle Ryan
23	Jaime Foutch
25	Katie Wise
27	Leanne Tyler
31	Crystal Kelso
33	Michelle Singer
44	Shannon Sullivan

Head Coach: Sandy Fischer

Texas Longhorns

No.	Name
1	Rachel Entenza
2	Nikki Cockrell
3	Jane Teixeira
4	Keely Franks
5	Rose Ekholm
6	Jennifer Nauert
7	Charla Moore
8	Christy Guidorizzi
9	Jodi Reeves
10	Katie Penders
13	Autumn Eastes
14	Christa Williams
15	Cathie Johnson
16	Tiffiny Valdehueza
18	Carmen Martinez
19	Nece Ahumada
20	Trisha Tatro
21	Chelsea Stoughton
22	Kathleen Richter
23	Katie Patterson
25	Robyn Krieg
35	Angie Scharnhorst

Head Coach: Connie Clark

Washington Huskies

No.	Name
1	Angela Bennett
3	Eve Gaw
4	Melissa Downs
5	Christie Rosenblad
6	Jamie Graves
7	Michelle Yarbrough
9	Becky Newbry
10	Rosie Leutzinger
11	Jeanine Giordano
13	Amber Lunzer
14	Erin Helgeland
15	Jami Nyblod
18	Kelly Hauxhurst
21	Jamie Redd
22	Amber Engen
23	Jennifer Spediacci
28	Leah Francis
44	Kim DePaul

Head Coach: Teresa Wilson

1998 Women's College World Series
Batting Leaders (as of Apr 30, 2007)
(All games)

Hitting minimums - 1 Games 10 AB
Pitching minimums - 1 Games 10 IP

Batting avg

1.	Evans, Nancy, ARIZ	.600
2.	Berg, Laura, FRESNOST	.471
3.	Scott, Amanda, FRESNOST	.412
4.	Conrad, Traci, MICH	.400
5.	Bolle, Kristi, OKST	.385

Slugging pct

1.	Evans, Nancy, ARIZ	.700
2.	Bolle, Kristi, OKST	.615
3.	Pineda, Leticia, ARIZ	.600
4.	Scott, Amanda, FRESNOST	.588
5.	Gaw, Eve, WASH	.571

On base pct

1.	Evans, Nancy, ARIZ	.667
2.	Berg, Laura, FRESNOST	.500
3.	Bolle, Kristi, OKST	.429
4.	Scott, Amanda, FRESNOST	.412
	Lindenberg, Nina, FRESNOST.	.412

Runs scored

1.	Wall, Amber, FRESNOST	4
	Lindenberg, Nina, FRESNOST.	4
	Mascarenas, Toni, ARIZ	4
4.	5 tied at	3

Hits

1.	Berg, Laura, FRESNOST	8
2.	Scott, Amanda, FRESNOST	7
3.	Lindenberg, Nina, FRESNOST.	6
	Evans, Nancy, ARIZ	6
5.	3 tied at	5

Runs batted in

1.	Braatz, Leah, ARIZ	5
2.	Scott, Amanda, FRESNOST	4
3.	6 tied at	3

Doubles

1.	Mascarenas, Toni, ARIZ	2
2.	13 tied at	1

Triples

Home runs

1.	14 tied at	1

Total bases

1.	Scott, Amanda, FRESNOST	10
2.	Lindenberg, Nina, FRESNOST.	9
	Mascarenas, Toni, ARIZ	9
4.	4 tied at	8

Walks

1.	Todd, Janna, FRESNOST	3
2.	10 tied at	2

Hit by pitch

1.	Newbry, Becky, WASH	2
2.	Berg, Laura, FRESNOST	1
	Tune, Rebecca, MICH	1
	Foutch, Jaime, OKST	1
	Spediacci, Jennifer, WASH	1

Sac bunts

1.	Acree, Casey, OKST	2
	Taylor, Melissa, MICH	2
3.	13 tied at	1

Sac flies

1.	Mascarenas, Toni, ARIZ	1
	Pineda, Leticia, ARIZ	1
	Maxey, Jaime, FRESNOST	1
	Braatz, Leah, ARIZ	1
	Smith, Jenny, NEB	1

Stolen bases

1.	Mascarenas, Toni, ARIZ	2
	Garcia, Kristine, OKST	2
3.	14 tied at	1

Total plate appearances

1.	Berg, Laura, FRESNOST	18
2.	6 tied at	17

At bats

1.	Scott, Amanda, FRESNOST	17
	Berg, Laura, FRESNOST	17
	Witt, Becky, FRESNOST	17
4.	Lindenberg, Nina, FRESNOST.	16
	Wall, Amber, FRESNOST	16

Steal attempts

1.	Garcia, Kristine, OKST	2
	Mascarenas, Toni, ARIZ	2
	Hauxhurst, Kelly, WASH	2
4.	14 tied at	1

Strikeouts

1.	Acree, Casey, OKST	5
	Silva, LIz, OKST	5
	McCoy, Christie, NEB	5
4.	7 tied at	4

Caught stealing

1.	Mika, Tammy, MICH	1
	Hauxhurst, Kelly, WASH	1

Grounded into DP

1.	6 tied at	1

1998 Women's College World Series
Pitching Leaders (as of Apr 30, 2007)
(All games)

Hitting minimums - 1 Games 10 AB
Pitching minimums - 1 Games 10 IP

Earned run avg

1.	Scott, Amanda, FRESNOST....	0.00
	Tyler, Leanne, OKST.....	0.00
3.	Evans, Nancy, ARIZ.....	0.30
4.	Spediacci, Jennifer, WASH..	1.44
5.	Voss, Jenny, NEB.....	2.33

Opposing bat avg

1.	Tyler, Leanne, OKST.....	.118
2.	Spediacci, Jennifer, WASH..	.138
3.	Scott, Amanda, FRESNOST....	.149
4.	Evans, Nancy, ARIZ.....	.167
5.	Griffin, Sara, MICH.....	.200

Innings pitched

1.	Spediacci, Jennifer, WASH..	24.1
2.	Scott, Amanda, FRESNOST....	23.2
3.	Evans, Nancy, ARIZ.....	23.0
4.	Voss, Jenny, NEB.....	21.0
5.	Griffin, Sara, MICH.....	17.0

Batters struck out

1.	Spediacci, Jennifer, WASH..	24
2.	Evans, Nancy, ARIZ.....	23
3.	Scott, Amanda, FRESNOST....	16
4.	Voss, Jenny, NEB.....	13
5.	3 tied at.....	11

Batters SO out looking

1.	Spediacci, Jennifer, WASH..	7
2.	Scott, Amanda, FRESNOST....	6
	Markert, Jenn, OKST.....	6
4.	Guidorizzi, Christy, TEXAS.	5
	Evans, Nancy, ARIZ.....	5

Wins

1.	Spediacci, Jennifer, WASH..	3
	Scott, Amanda, FRESNOST....	3
	Evans, Nancy, ARIZ.....	3
4.	5 tied at.....	1

Saves

1.	Graves, Jamie, WASH.....	1

Appearances

1.	Spediacci, Jennifer, WASH..	5
2.	Evans, Nancy, ARIZ.....	4
	Scott, Amanda, FRESNOST....	4
4.	4 tied at.....	3

Games started

1.	Evans, Nancy, ARIZ.....	4
	Scott, Amanda, FRESNOST....	4
3.	Spediacci, Jennifer, WASH..	3
	Voss, Jenny, NEB.....	3
	Griffin, Sara, MICH.....	3

Games finished

1.	10 tied at.....	1

Games in relief

1.	Spediacci, Jennifer, WASH..	2
2.	9 tied at.....	1

Sac bunts allowed

1.	Voss, Jenny, NEB.....	3
	Evans, Nancy, ARIZ.....	3
3.	5 tied at.....	2

Sac flies allowed

1.	Spediacci, Jennifer, WASH..	2
2.	Williams, Christa, TEXAS...	1
	Markert, Jenn, OKST.....	1
	Graves, Jamie, WASH.....	1

Losses

1.	6 tied at.....	2

Runners picked off

1.	Braatz, Leah, ARIZ.....	1

Wild pitches

1.	Parker, Lindsay, FRESNOST..	2
	Griffin, Sara, MICH.....	2
3.	7 tied at.....	1

Balks

Hit batters

1.	6 tied at.....	1

Intentional BB allowed

Hits allowed

1.	Tyler, Leanne, OKST.....	4
2.	Henderson, Danielle, UMASS.	10
3.	Spediacci, Jennifer, WASH..	11
	Markert, Jenn, OKST.....	11
5.	Evans, Nancy, ARIZ.....	13

Runs allowed

1.	Tyler, Leanne, OKST.....	0
2.	Evans, Nancy, ARIZ.....	1
3.	Scott, Amanda, FRESNOST....	4
4.	Spediacci, Jennifer, WASH..	5
5.	Markert, Jenn, OKST.....	6

Earned runs allowed

1.	Tyler, Leanne, OKST.....	0
	Scott, Amanda, FRESNOST....	0
3.	Evans, Nancy, ARIZ.....	1
4.	Spediacci, Jennifer, WASH..	5
5.	Markert, Jenn, OKST.....	6

Walks allowed

1.	Scott, Amanda, FRESNOST....	0
2.	Evans, Nancy, ARIZ.....	2
3.	Spediacci, Jennifer, WASH..	3
4.	Voss, Jenny, NEB.....	5
	Tyler, Leanne, OKST.....	5

Doubles allowed

1.	Tyler, Leanne, OKST.....	0
	Evans, Nancy, ARIZ.....	0
3.	Henderson, Danielle, UMASS.	1
	Griffin, Sara, MICH.....	1
	Scott, Amanda, FRESNOST....	1

Triples allowed

1.	Tyler, Leanne, OKST	0
	Evans, Nancy, ARIZ	0
	Henderson, Danielle, UMASS	0
	Griffin, Sara, MICH	0
	Scott, Amanda, FRESNOST	0

Home runs allowed

1.	Tyler, Leanne, OKST	0
	Scott, Amanda, FRESNOST	0
3.	Evans, Nancy, ARIZ	1
	Griffin, Sara, MICH	1
5.	Spediacci, Jennifer, WASH	2

1998 Women's College World Series
Fielding Leaders (as of Apr 30, 2007)
(All games)

Hitting minimums - 1 Games
Pitching minimums - 1 Games 10 IP

Fielding pct

1.	Cervantez, Angela, FRESNOST	1.000
	Giordano, Jeanine, WASH	1.000
	Silva, LIz, OKST	1.000
	Braatz, Leah, ARIZ	1.000
	Fuenta, Jamie, NEB	1.000

Chances

1.	Cervantez, Angela, FRESNOST	49
2.	Giordano, Jeanine, WASH	30
3.	Silva, LIz, OKST	29
4.	Braatz, Leah, ARIZ	28
	Fuenta, Jamie, NEB	28

Putouts

1.	Cervantez, Angela, FRESNOST	48
2.	Giordano, Jeanine, WASH	29
3.	Silva, LIz, OKST	28
4.	Braatz, Leah, ARIZ	26
	Fuenta, Jamie, NEB	26

Assists

1.	Dowland, Alicia, FRESNOST	15
	Lindenberg, Nina, FRESNOST	15
3.	Rosenblad, Christie, WASH	12
	Maxey, Jaime, FRESNOST	12
5.	2 tied at	10

Fielding double plays

1.	Conrad, Traci, MICH	2
2.	13 tied at	1

Passed balls

Catchers interference

Steal attempts against

1.	Buckley, Kelly, UMASS	5
2.	8 tied at	3

Stolen bases against

1.	Buckley, Kelly, UMASS	5
2.	6 tied at	3

Caught stealing by

1.	Scott, Amanda, FRESNOST	1
	Smith, Jenny, NEB	1
	Voss, Jenny, NEB	1
	Wall, Amber, FRESNOST	1

Errors

1.	Leutzinger, Rosie, WASH	3
2.	9 tied at	2

1998 Women's College World Series
Overall Statistics (as of Apr 30, 2007)
(All games Sorted by Batting avg)

Team	AVG	G	AB	R	H	2B	3B	HR	RBI	TB	SLG%	BB	HBP	SO	GDP	OB%	SF	SH	SB-ATT	PO	A	E	FLD%
Fresno State.....	.296	5	135	22	40	2	0	4	20	54	.400	9	1	19	1	.342	1	3	1-1	99	56	7	.957
Arizona.....	.275	4	91	14	25	4	0	3	14	38	.418	12	0	18	0	.349	3	2	4-4	75	28	0	1.000
Michigan.....	.194	3	67	8	13	1	0	1	6	17	.254	4	1	15	1	.250	0	4	3-4	52	22	6	.925
Washington.....	.181	5	116	8	21	4	0	1	7	28	.241	7	3	19	1	.246	0	2	2-3	99	32	8	.942
Oklahoma State.....	.174	4	92	9	16	1	0	3	7	26	.283	12	1	25	1	.276	0	3	4-4	78	28	1	.991
Texas.....	.163	2	49	3	8	1	0	1	3	12	.245	6	0	11	1	.255	0	1	2-2	39	15	5	.915
Massachusetts.....	.093	2	43	0	4	1	0	0	0	5	.116	5	0	15	0	.188	0	2	0-0	36	13	0	1.000
Nebraska.....	.086	3	70	4	6	1	0	1	4	10	.143	2	0	25	1	.110	1	0	2-2	63	30	4	.959
Totals.....	.201		663		133		0		61		.287		6		6		5		18-20		224		.961
		28		68		15		14		190		57		147		.268		17		541		31	

(All games Sorted by Earned run avg)

Team	ERA	W-L	G	CG	SHO/CBO	SV	IP	H	R	ER	BB	SO	2B	3B	HR	AB	B/Avg	WP	HBP	BK	SFA	SHA
Fresno State.....	0.00	4-1	5	4	2/0	0	33.0	18	5	0	2	20	2	0	0	120	.150	2	2	0	0	0
Arizona.....	0.28	3-1	4	3	3/1	0	25.0	13	1	1	2	25	0	0	1	85	.153	2	2	0	0	3
Oklahoma State.....	1.62	2-2	4	2	1/0	0	26.0	21	7	6	14	22	2	0	3	94	.223	1	0	0	1	3
Texas.....	1.62	0-2	2	1	0/0	0	13.0	5	9	3	3	19	1	0	1	45	.111	1	1	0	1	2
Nebraska.....	2.33	1-2	3	3	0/0	0	21.0	23	10	7	5	13	4	0	3	84	.274	0	0	0	0	3
Washington.....	2.55	3-2	5	2	1/1	1	33.0	26	16	12	8	27	4	0	2	122	.213	2	1	0	3	4
Michigan.....	3.23	1-2	3	2	0/0	0	17.1	16	13	8	17	8	1	0	1	69	.232	2	0	0	0	2
Massachusetts.....	4.08	0-2	2	1	0/0	0	12.0	11	7	7	6	13	1	0	3	44	.250	1	0	0	0	0
Totals.....	1.71		28		7/2		180.1		68		57		15		14		.201		6		5	
		14-14		18		1		133		44		147		0		663		11		0		17

Pickoffs - Wildcats 1.

(All games Sorted by Fielding pct)

Team	C	PO	A	E	FLD%	DPs	SBA	CSB	SBA%	PB	CI
Arizona.....	103	75	28	0	1.000	0	1	0	1.000	0	0
Massachusetts.....	49	36	13	0	1.000	0	5	0	1.000	0	0
Oklahoma State.....	107	78	28	1	.991	1	3	0	1.000	0	0
Nebraska.....	97	63	30	4	.959	1	0	1	.000	0	0
Fresno State.....	162	99	56	7	.957	1	2	1	.667	0	0
Washington.....	139	99	32	8	.942	1	1	0	1.000	0	0
Michigan.....	80	52	22	6	.925	2	3	0	1.000	0	0
Texas.....	59	39	15	5	.915	1	3	0	1.000	0	0
Totals.....	796		224		.961		18		.900		0
		541		31		7		2		0	

1998 NCAA WCWS- Championship Game
Arizona vs Fresno State
May 25, 1998 at Oklahoma City, OK (Hall of Fame Stadium)

Arizona 0 (67-4)

Player	AB	R	H	RBI	BB	SO	PO	A	LOB
McCutcheon, Alison cf	3	0	0	0	0	0	2	0	0
Giordano, Nicole rf	3	0	0	0	0	2	1	0	0
Mascarenas, Toni 3b	3	0	1	0	0	1	3	1	1
Braatz, Leah c	3	0	0	0	0	0	4	1	1
Pineda, Leticia 1b	3	0	0	0	0	1	5	0	0
Evans, Nancy p	3	0	1	0	0	1	1	4	0
Collins, Lindsey dh	2	0	0	0	0	1	0	0	0
Swan, Katie 2b	2	0	0	0	0	0	2	0	1
Bauer, Lauren lf	2	0	1	0	0	0	0	0	0
Churnock, Michelle ss	0	0	0	0	0	0	0	1	0
Totals	24	0	3	0	0	6	18	7	3

Fresno State 1 (52-11)

Player	AB	R	H	RBI	BB	SO	PO	A	LOB
Berg, Laura cf	3	0	1	0	0	0	1	0	0
Witt, Becky lf	3	0	1	0	0	1	1	0	0
Lindenberg, Nina 2b	3	1	3	1	0	0	0	3	0
Scott, Amanda p	3	0	3	0	0	0	0	3	0
Maxey, Jaime 3b	2	0	0	0	0	0	0	3	2
Cervantez, Angela 1b	3	0	0	0	0	1	12	0	0
Wall, Amber c	3	0	0	0	0	1	6	1	3
Todd, Janna dh	2	0	0	0	0	1	0	0	0
Dowland, Alicia ss	2	0	0	0	0	0	1	2	0
Bowlin, Candice rf	0	0	0	0	0	0	0	0	0
Totals	24	1	8	1	0	4	21	12	6

Score by Innings		R	H	E
Arizona	000 000 0	0	3	0
Fresno State	000 001 X	1	8	1

E - WALL(4). LOB - Wildcats 3; Bulldogs 6. HR - LINDENBERG(13). SH - MAXEY(7). SB - McCUTCHEON(67); MASCARENAS(12); L.BERG(16).

Arizona	IP	H	R	ER	BB	SO	AB	BF
Evans, Nancy	6.0	8	1	1	0	4	24	25

Fresno State	IP	H	R	ER	BB	SO	AB	BF
Scott, Amanda	7.0	3	0	0	0	6	24	24

Win - SCOTT (25-4). Loss - EVANS (36-2). Save - None.
WP - EVANS(8).
Umpires - HP: Bryan Smith 1B: Patti Yarranton 3B: Lisa Rudloff
Start: 1:07 pm Time: 1:36 Attendance: 4324
Game: 1998GM14

1998 NCAA WCWS- Championship Game
Arizona vs Fresno State - Play-by-Play
May 25, 1998 at Oklahoma City, OK (Hall of Fame Stadium)

Score by Innings		R	H	E
Arizona	000 000 0 -	0	3	0
Fresno State	000 001 X -	1	8	1

Arizona starters: 6/cf McCUTCHEON; 4/rf GIORDANO; 32/3b MASCARENAS; 31/c BRAATZ; 7/1b PINEDA; 13/p EVANS; 42/dh COLLINS; 5/2b SWAN; 24/lf BAUER; 21/ss CHURNOCK;
Fresno State starters: 44/cf L.BERG; 10/lf WITT; 22/2b LINDENBERG; 36/p SCOTT; 35/3b MAXEY; 15/1b CERVANTEZ; 13/c WALL; 45/dh TODD; 18/ss DOWLAND; 24/rf BOWLIN;

Arizona 1st - McCUTCHEON grounded out to 3b. GIORDANO struck out swinging. MASCARENAS singled to right field. MASCARENAS stole second. BRAATZ flied out to cf. 0 runs, 1 hit, 0 errors, 1 LOB.

Fresno State 1st - L.BERG grounded out to 3b. WITT grounded out to 1b unassisted. LINDENBERG singled to center field. SCOTT singled to left field; LINDENBERG advanced to second. MAXEY popped up to p. 0 runs, 2 hits, 0 errors, 2 LOB.

Arizona 2nd - PINEDA grounded out to 2b. EVANS singled to center field. COLLINS struck out looking. SWAN grounded out to 1b unassisted. 0 runs, 1 hit, 0 errors, 1 LOB.

Fresno State 2nd - CERVANTEZ flied out to cf. WALL flied out to rf. TODD flied out to cf. 0 runs, 0 hits, 0 errors, 0 LOB.

Arizona 3rd - BAUER grounded out to ss. McCUTCHEON grounded out to 3b. GIORDANO grounded out to 2b. 0 runs, 0 hits, 0 errors, 0 LOB.

Fresno State 3rd - DOWLAND lined out to 3b. L.BERG fouled out to 3b. WITT struck out swinging. 0 runs, 0 hits, 0 errors, 0 LOB.

Arizona 4th - MASCARENAS struck out looking. BRAATZ out at first p to 3b to 1b. PINEDA struck out swinging. 0 runs, 0 hits, 0 errors, 0 LOB.

Fresno State 4th - LINDENBERG singled to left center. SCOTT singled to left field; LINDENBERG advanced to second. MAXEY out at first p to 2b, SAC; SCOTT advanced to second; LINDENBERG advanced to third. CERVANTEZ grounded out to p. WALL struck out swinging. 0 runs, 2 hits, 0 errors, 2 LOB.

Arizona 5th - EVANS struck out swinging. COLLINS grounded out to p. SWAN flied out to lf. 0 runs, 0 hits, 0 errors, 0 LOB.

Fresno State 5th - TODD struck out looking. DOWLAND grounded out to p. L.BERG singled to pitcher. L.BERG stole second. WITT singled to pitcher; L.BERG advanced to third. L.BERG out at third c to 3b, picked off. 0 runs, 2 hits, 0 errors, 1 LOB.

Arizona 6th - BAUER singled to shortstop. McCUTCHEON reached on a fielder's choice; BAUER out at second p to ss. McCUTCHEON stole second, advanced to third on an error by c. GIORDANO struck out swinging. MASCARENAS grounded out to c. 0 runs, 1 hit, 1 error, 1 LOB.

Fresno State 6th - LINDENBERG homered to left field, RBI. SCOTT singled to center field. MAXEY out at first p to 2b; SCOTT advanced to second. SCOTT advanced to third on a wild pitch. CERVANTEZ struck out looking. WALL grounded out to ss. 1 run, 2 hits, 0 errors, 1 LOB.

Arizona 7th - BRAATZ grounded out to 2b. PINEDA grounded out to ss. EVANS grounded out to 1b unassisted. 0 runs, 0 hits, 0 errors, 0 LOB.

1999 National Collegiate Division I Women's

SOFTBALL CHAMPIONSHIP

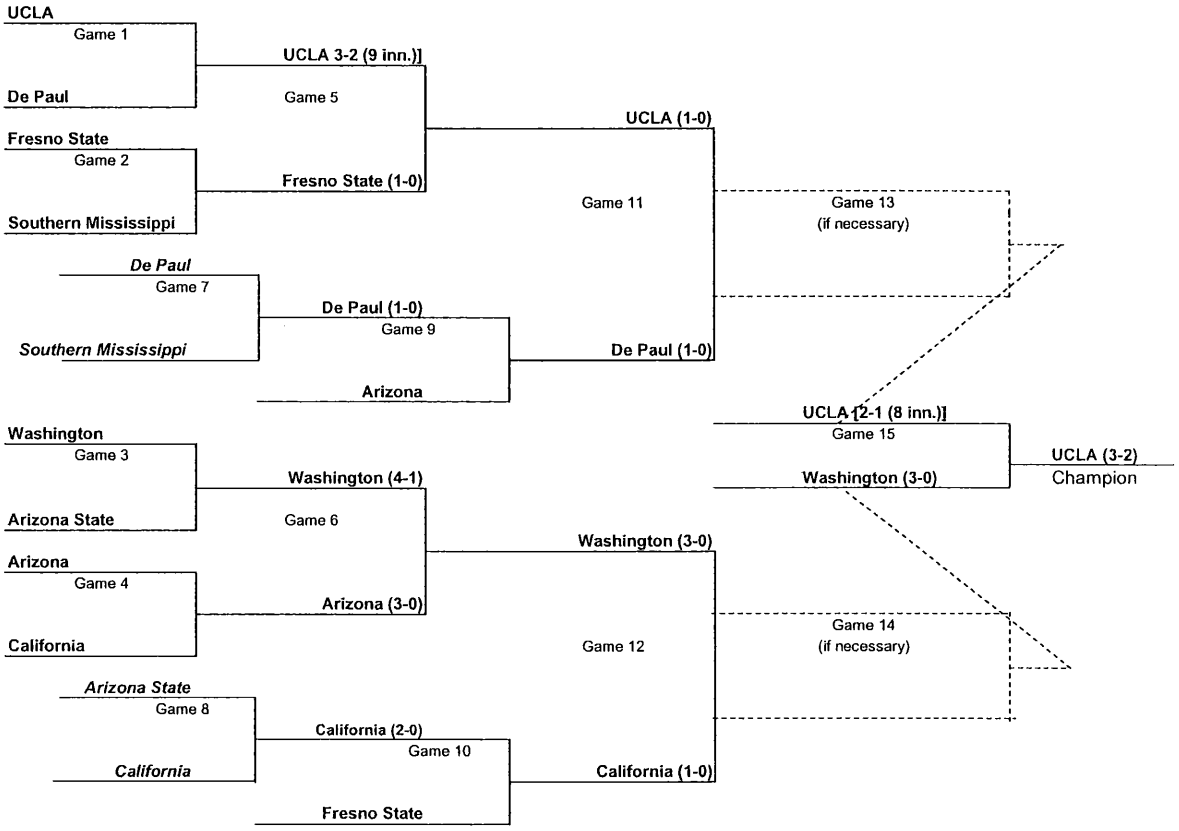

1999 Team Rosters

NCAA Women's College World Series

Arizona Wildcats

No.	Name
0	Becky Lemke
2	Teresa Ayoub
3	Lindsay Robinson
4	Nicole Giordano
5	Katie Swan
7	Erika Hanson
20	Tami Acuna
21	Michelle Churnock
24	Lauren Bauer
27	Jennie Finch
32	Toni Mascarenas
33	Amy Baray
35	Felecity Willis
42	Lindsey Collins
62	Meghann Pricer
99	Chrissy Gil

Head Coach: Mike Candrea

Arizona State Sun Devils

No.	Name
1	Erica Beach
2	Missy Hixon
4	Andrea Rodgers
5	Holly Smith
9	Jen Langenhuizen
10	Bonnie Brannen
11	Devyn Braga
12	Kirsten Voak
13	Jamie Hlebechuk
17	Lesley-Ann Murphy
21	Julie Adolph
22	Melissa Miller
23	Nichole Thompson
24	Jennifer Gall
32	Kathy Ponce
33	Christine Gill
37	Erin Wardein

Head Coach: Linda Wells

California Golden Bears

No.	Name
1	Pauline Duenas
2	Lisa Iancin
3	Paige Bowie
4	Candace Harper
5	Kristen Morley
7	Jocelyn Forest
9	Katie May
10	Megumi Takasaki
11	Amber Phillips
12	Holly Yost
13	Nicole DiSalvio
15	Tricia Hunt
21	Maiko Bristow
22	Shauna Chapin
23	Valerie Nicklas
31	Laura Power
33	Kirsten Drake

Head Coach: Diane Ninemire

DePaul Blue Demons

No.	Name
1	Molly Sircher
2	Jen Heath
3	Jenny Davis
4	Tami Bouck
5	Tatum Allen
7	Shavaughne Desecki
8	Yvette Healy
9	Molly Petullo
10	Kristie Prine
11	Nicole Terpstra
12	Toni Campbell
14	Kate Otto
18	Liza Brown
21	Amy Starr
24	Vanessa Saavedra
25	Dana Jakusz
30	Karen Stewart
32	Katy Carter
34	Alyssa Hyem
44	Julie Luna

Head Coach: Eugene Lenti

Fresno State Bulldogs

No.	Name
10	Becky Witt
11	Jennifer Slaney
13	Alejandra Roncancio
14	Lindsay Parker
15	Angela Cervantez
18	Alicia Dowland
20	Kaci Pennington
21	Vanessa Czarnecki
22	Vanessa Valenzuela
24	Candace Bowlin
25	Kara Campbell
30	Kelley Cook
31	Lindsay Fossatti
32	Kristen Hunter
33	Lovieanne Jung
35	Jaime Maxey
36	Amanda Scott
45	Janna Todd

Head Coach: Margie Wright

Southern Mississippi Eagles

No.	Name
1	Melanie McMains
2	Jennifer Collins
4	Colleen Spencer
5	Courtney Blades
6	Channika Grant
8	Azita Williams
9	Julie Reynaud
11	Dalenah Tanner
13	Kristie Martin
14	Amy Berman
15	Chrystal Stevens
16	Tanya Ledesman
18	Jennifer Ford
19	Felicia Gonzales
25	Kenya Peters
31	Sarah Maulorico
35	Nicole Bohnenstiehl
55	Erin Johnson
83	Genevieve Nolte

Head Coach: Lu Harris

UCLA Bruins

No.	Name
1	Casey Hiraiwa
2	Erin Rahn
3	Lupe Brambila
4	Marin Noack
5	Karen Hoshizaki
6	Jenny Gardner
7	Amanda Freed
8	Lesley Feldman
9	Lyndsey Klein
10	Crissy Buck
12	Stephanie Swenson
14	Erin Weiler
18	Julie Adams
19	Carissa Millsap
22	Courtney Dale
32	Julie Marshall
33	Stacey Nuveman
44	Christie Ambrosi

Head Coach: Sue Enquist

Washington Huskies

No.	Name
1	Becky Simpson
4	Melissa Downs
5	Christie Rosenblad
6	Jamie Graves
7	Kim DePaul
9	Becky Newbry
10	Rosie Leutzinger
11	Jeanine Giordano
14	Erin Helgeland
15	Jessica Bork
16	Shannon Walsh
18	Kelly Hauxhurst
20	Jenn Sumsky
21	Bridget Wilcox
23	Jennifer Spediacci
31	Jenny Topping

Head Coach: Teresa Wilson

1999 NCAA WCWS
Batting Leaders (as of Apr 30, 2007)
(All games)

Hitting minimums - 1 Games 10 AB
Pitching minimums - 1 Games 10 IP

Batting avg

1.	Ambrosi, Christie, UCLA....	.429
2.	Downs, Melissa, WASH.....	.400
3.	DePaul, Kim, WASH.....	.333
4.	Luna, Julie, DEPAUL.....	.300
	Witt, Becky, FRESNOST.....	.300

Slugging pct

1.	Ambrosi, Christie, UCLA....	.786
2.	Luna, Julie, DEPAUL.....	.700
3.	Buck, Crissy, UCLA.....	.500
4.	DePaul, Kim, WASH.....	.417
5.	Downs, Melissa, WASH.....	.400

On base pct

1.	Ambrosi, Christie, UCLA....	.467
2.	Downs, Melissa, WASH.....	.455
3.	Witt, Becky, FRESNOST.....	.417
4.	Luna, Julie, DEPAUL.....	.364
5.	DePaul, Kim, WASH.....	.333

Runs scored

1.	Leutzinger, Rosie, WASH....	3
2.	5 tied at.....	2

Hits

1.	Ambrosi, Christie, UCLA....	6
	Adams, Julie, UCLA.....	6
3.	5 tied at.....	4

Runs batted in

1.	Luna, Julie, DEPAUL.....	3
	DePaul, Kim, WASH.....	3
	Helgeland, Erin, WASH.....	3
4.	7 tied at.....	2

Doubles

1.	Bauer, Lauren, ARIZ.....	3
2.	14 tied at.....	1

Triples

1.	Ambrosi, Christie, UCLA....	1

Home runs

1.	Collins, Lindsey, ARIZ.....	2
	Dale, Courtney, UCLA.....	2
3.	4 tied at.....	1

Total bases

1.	Ambrosi, Christie, UCLA....	11
2.	Dale, Courtney, UCLA.....	8
	Collins, Lindsey, ARIZ.....	8
4.	4 tied at.....	7

Walks

1.	Spediacci, Jennifer, WASH..	3
	Maxey, Jaime, FRESNOST.....	3
3.	Iancin, Lisa, CAL.....	2
	Nuveman, Stacey, UCLA.....	2
5.	25 tied at.....	1

Hit by pitch

1.	Witt, Becky, FRESNOST.....	2
2.	5 tied at.....	1

Sac bunts

1.	Brown, Liza, DEPAUL.....	3
2.	Hauxhurst, Kelly, WASH.....	2
	Takasaki, Megumi, CAL.....	2
	Brambila, Lupe, UCLA.....	2
	Czarnecki, Vanessa, FRESNOS	2

Sac flies

1.	Hlebechuk, Jamie, ASU.....	1

Stolen bases

1.	Leutzinger, Rosie, WASH....	2
	Newbry, Becky, WASH.....	2
3.	8 tied at.....	1

Total plate appearances

1.	Ambrosi, Christie, UCLA....	15
	Klein, Lyndsey, UCLA.....	15
	Freed, Amanda, UCLA.....	15
	Leutzinger, Rosie, WASH....	15
5.	3 tied at.....	14

At bats

1.	Freed, Amanda, UCLA.....	15
2.	Ambrosi, Christie, UCLA....	14
	Klein, Lyndsey, UCLA.....	14
	Jakusz, Dana, DEPAUL.....	14
5.	11 tied at.....	12

Steal attempts

1.	Leutzinger, Rosie, WASH....	2
	Newbry, Becky, WASH.....	2
3.	12 tied at.....	1

Strikeouts

1.	Fossatti, Lindsay, FRESNOST	6
2.	Finch, Jennie, ARIZ.....	5
3.	6 tied at.....	4

Caught stealing

1.	Carter, Katy, DEPAUL.....	1
	Hoshizaki, Karen, UCLA.....	1
	Rahn, Erin, UCLA.....	1
	Bouck, Tami, DEPAUL.....	1

Grounded into DP

1.	Hlebechuk, Jamie, ASU.....	1
	Beach, Erica, ASU.....	1
	Yost, Holly, CAL.....	1
	Buck, Crissy, UCLA.....	1

1999 NCAA WCWS
Pitching Leaders (as of Apr 30, 2007)
(All games)

Hitting minimums - 1 Games 10 AB
Pitching minimums - 1 Games 10 IP

Earned run avg

1.	Freed, Amanda, UCLA	0.39
2.	Scott, Amanda, FRESNOST	0.41
3.	Lemke, Becky, ARIZ	0.42
4.	Terpstra, Nicole, DEPAUL	0.98
5.	Dale, Courtney, UCLA	1.08

Opposing bat avg

1.	Lemke, Becky, ARIZ	.140
2.	Scott, Amanda, FRESNOST	.161
3.	Spediacci, Jennifer, WASH	.169
4.	Freed, Amanda, UCLA	.177
5.	Blades, Courtney, SOMISS	.186

Innings pitched

1.	Terpstra, Nicole, DEPAUL	21.1
2.	Spediacci, Jennifer, WASH	21.0
3.	Freed, Amanda, UCLA	18.0
4.	Scott, Amanda, FRESNOST	17.0
5.	Lemke, Becky, ARIZ	16.2

Batters struck out

1.	Forest, Jocelyn, CAL	19
	Freed, Amanda, UCLA	19
3.	Spediacci, Jennifer, WASH	18
	Lemke, Becky, ARIZ	18
	Terpstra, Nicole, DEPAUL	18

Batters SO out looking

1.	Freed, Amanda, UCLA	8
2.	Dale, Courtney, UCLA	7
3.	Forest, Jocelyn, CAL	5
4.	3 tied at	4

Wins

1.	Spediacci, Jennifer, WASH	3
2.	Dale, Courtney, UCLA	2
	Freed, Amanda, UCLA	2
4.	6 tied at	1

Saves

1.	Freed, Amanda, UCLA	1

Appearances

1.	Spediacci, Jennifer, WASH	4
2.	6 tied at	3

Games started

1.	Terpstra, Nicole, DEPAUL	3
	Spediacci, Jennifer, WASH	3
3.	8 tied at	2

Games finished

1.	Graves, Jamie, WASH	2
2.	7 tied at	1

Games in relief

1.	Graves, Jamie, WASH	2
2.	7 tied at	1

Sac bunts allowed

1.	Dale, Courtney, UCLA	6
2.	Terpstra, Nicole, DEPAUL	4
	Forest, Jocelyn, CAL	4
4.	Voak, Kirsten, ASU	3
5.	4 tied at	2

Sac flies allowed

1.	Spediacci, Jennifer, WASH	1

Losses

1.	Blades, Courtney, SOMISS	2
2.	11 tied at	1

Runners picked off

1.	Giordano, Jeanine, WASH	1
	Slaney, Jennifer, FRESNOST	1

Wild pitches

1.	7 tied at	1

Balks

1.	Dale, Courtney, UCLA	1

Hit batters

1.	Forest, Jocelyn, CAL	3
2.	Dale, Courtney, UCLA	2
3.	Terpstra, Nicole, DEPAUL	1
	Lemke, Becky, ARIZ	1

Intentional BB allowed

1.	Terpstra, Nicole, DEPAUL	2
	Voak, Kirsten, ASU	2

Hits allowed

1.	Lemke, Becky, ARIZ	8
	Blades, Courtney, SOMISS	8
	Dale, Courtney, UCLA	8
4.	Scott, Amanda, FRESNOST	9
5.	DiSalvio, Nicole, CAL	10

Runs allowed

1.	Scott, Amanda, FRESNOST	1
	Lemke, Becky, ARIZ	1
3.	Blades, Courtney, SOMISS	2
	Freed, Amanda, UCLA	2
	DiSalvio, Nicole, CAL	2

Earned runs allowed

1.	Scott, Amanda, FRESNOST	1
	Lemke, Becky, ARIZ	1
	Freed, Amanda, UCLA	1
4.	Dale, Courtney, UCLA	2
	Blades, Courtney, SOMISS	2

Walks allowed

1.	Lemke, Becky, ARIZ	0
2.	DiSalvio, Nicole, CAL	1
3.	Spediacci, Jennifer, WASH	2
4.	Scott, Amanda, FRESNOST	3
5.	Dale, Courtney, UCLA	4

Doubles allowed

1.	Freed, Amanda, UCLA	0
	Blades, Courtney, SOMISS	0
	Dale, Courtney, UCLA	0
	Scott, Amanda, FRESNOST	0
5.	Forest, Jocelyn, CAL	1

Triples allowed

1.	Freed, Amanda, UCLA.....	0
	Blades, Courtney, SOMISS...	0
	Dale, Courtney, UCLA.....	0
	Scott, Amanda, FRESNOST....	0
	Forest, Jocelyn, CAL.....	0

Home runs allowed

1.	Freed, Amanda, UCLA.....	0
	Dale, Courtney, UCLA.....	0
	Scott, Amanda, FRESNOST....	0
	Lemke, Becky, ARIZ.....	0
	DiSalvio, Nicole, CAL.....	0

1999 NCAA WCWS
Fielding Leaders (as of Apr 30, 2007)
(All games)

Hitting minimums - 1 Games
Pitching minimums - 1 Games 10 IP

Fielding pct

1.	Marshall, Julie, UCLA.....	1.000
	Nuveman, Stacey, UCLA.....	1.000
	Carter, Katy, DEPAUL.....	1.000
	Takasaki, Megumi, CAL.....	1.000
	Downs, Melissa, WASH.....	1.000

Chances

1.	Marshall, Julie, UCLA.....	41
2.	Nuveman, Stacey, UCLA.....	34
	Carter, Katy, DEPAUL.....	34
4.	Maxey, Jaime, FRESNOST.....	33
5.	Takasaki, Megumi, CAL.....	30

Putouts

1.	Marshall, Julie, UCLA.....	37
2.	Nuveman, Stacey, UCLA.....	30
	Maxey, Jaime, FRESNOST.....	30
4.	Carter, Katy, DEPAUL.....	29
5.	Downs, Melissa, WASH.....	28

Assists

1.	Klein, Lyndsey, UCLA.....	12
2.	Rosenblad, Christie, WASH..	10
	Buck, Crissy, UCLA.....	10
4.	4 tied at.....	9

Fielding double plays

1.	Maxey, Jaime, FRESNOST.....	2
	Drake, Kirsten, CAL.....	2
	Dowland, Alicia, FRESNOST..	2
4.	8 tied at.....	1

Passed balls

1.	Brannen, Bonnie, ASU.....	1

Catchers interference

Steal attempts against

1.	Takasaki, Megumi, CAL.....	5
2.	Nuveman, Stacey, UCLA.....	4
	Forest, Jocelyn, CAL.....	4
4.	Freed, Amanda, UCLA.....	3
5.	4 tied at.....	2

Stolen bases against

1.	Takasaki, Megumi, CAL.....	5
2.	Forest, Jocelyn, CAL.....	4
3.	Nuveman, Stacey, UCLA.....	3
4.	Giordano, Jeanine, WASH....	2
	Freed, Amanda, UCLA.....	2

Caught stealing by

1.	Carter, Katy, DEPAUL.....	2
	Terpstra, Nicole, DEPAUL...	2
3.	4 tied at.....	1

Errors

1.	Harper, Candace, CAL.....	3
	Leutzinger, Rosie, WASH....	3
3.	Buck, Crissy, UCLA.....	2
	Bouck, Tami, DEPAUL.....	2
	Klein, Lyndsey, UCLA.....	2



2000s

2000 National Collegiate Division I Women's

SOFTBALL CHAMPIONSHIP

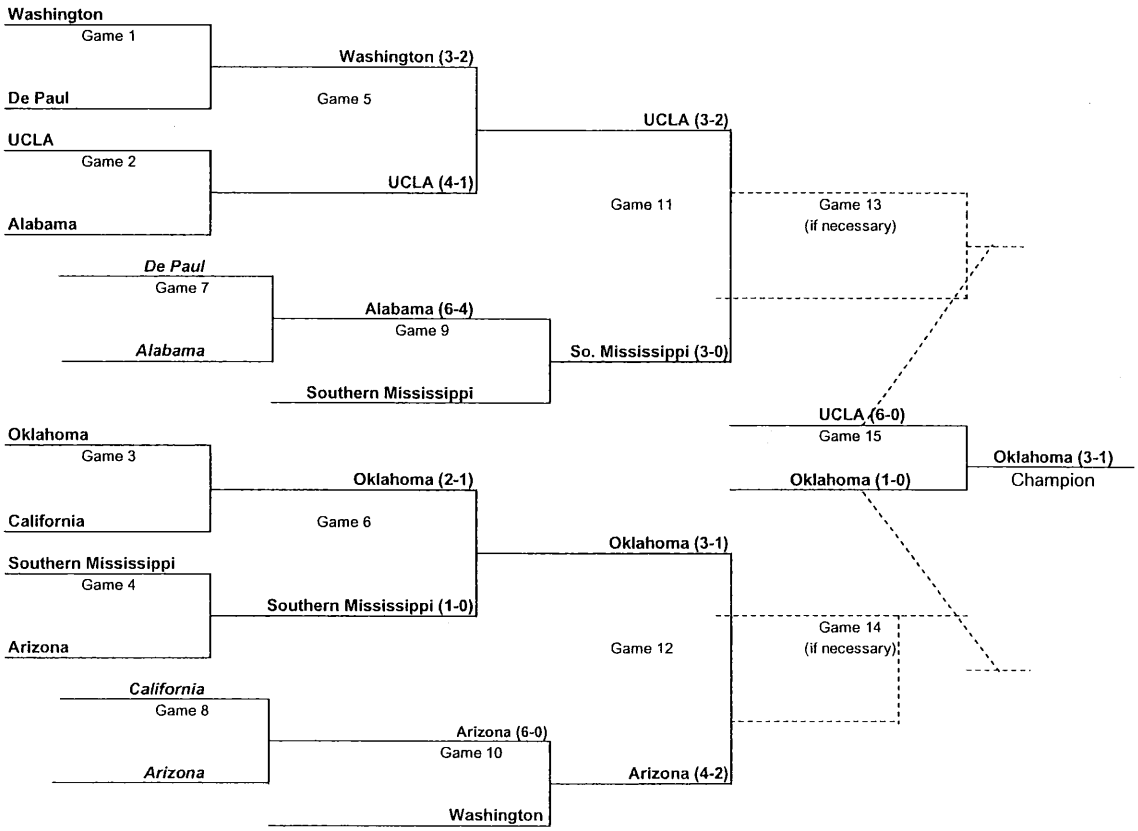

2000 Team Rosters

NCAA Women's College World Series

Alabama Crimson Tide

No.	Name
1	Kim Rohret
3	Jennifer Reach
4	Lise DeBruin
6	Nicki McKee
7	Kierstin Arnsten
8	Lacy Prejean
9	Kelley Askew
11	Kristi Frenier
14	Paula White
16	Ginger Jones
18	Christy Kyle
19	Melisa Bautista
21	Kelly Kretschman
23	Julie Lindner
24	Shelley Laird
44	Suzanne Olcott

Head Coach: Pat Murphy

Arizona Wildcats

No.	Name
0	Becky Lemke
2	Teresa Ayoub
3	Lindsay Robinson
4	Nicole Giordano
5	Katie Swan
7	Erika Hanson
8	Lisha Ribellia
9	Leneah Manuma
14	Lindsey Rice
24	Lauren Bauer
25	Allison Andrade
27	Jennie Finch
32	Toni Mascarenas
42	Lindsey Collins
99	Chrissy Gil

Head Coach: Mike Candrea

California Golden Bears

No.	Name
1	Pauline Duenas
2	Lisa Iancin
3	Paige Bowie
4	Courtney Scott
7	Jocelyn Forest
11	Amber Phillips
12	Candace Harper
13	Nicole DiSalvio
15	Mikella Pedretti
17	Veronica Nelson
20	Eryn Manahan
21	Kristi Robles
22	Shauna Chapin
23	Kristen Morley
25	Jennifer Deering
31	Laura Power

Head Coach: Diane Ninemire

DePaul Blue Demons

No.	Name
1	Molly Sircher
2	Laura Visin
3	Jenny Davis
4	Tami Bouck
5	Tatum Allen
7	Shavaughne Desecki
8	Lindsay Chouinard
9	Llz Bouck
10	Gina Ramacci
12	Toni Campbell
14	Kate Otto
18	Lara Vignocchi
21	Amy Starr
24	Vanessa Saavedra
25	Dana Jakusz
30	Katy Kukman
32	Ashley Ivey
34	Alyssa Hyem
44	Julie Luna

Head Coach: Eugene Lenti

Oklahoma Sooners

No.	Name
5	Jennifer Stewart
7	Leah Gulla
8	Kelli Braitsch
10	Macy Wilson
14	Jennifer Stump
15	Erin Evans
16	Christy Ring
21	Lana Moran
22	LaKisha Washington
23	Lisa Carey
24	Jaime White
25	Ashli Barrett
33	Andrea Davis
34	Mandy Fulton
44	Larissa Foley

Head Coach: Patty Gasso

Southern Mississippi Eagles

No.	Name
1	Melanie McMains
2	Jennifer Collins
5	Courtney Blades
6	Channika Gant
7	Kendra Seals
9	Julie Reynaud
11	Dalenah Tanner
12	Tammy Edwards
13	Kristie Martin
14	Amy Berman
15	Chrystal Stevens
18	Jennifer Ford
19	Felicia Gonzales
25	Kenya Peters
55	Erin Johnson

Head Coach: Lu Harris

UCLA Bruins

No.	Name
2	Erin Rahn
3	Lupe Brambila
4	Marin Noack
5	Casey Hiraiwa
6	Jenny Gardner
7	Amanda Freed
9	Lyndsey Klein
10	Crissy Buck
11	Monique Mejia
12	Stephanie Swenson
14	Lauren Fendrick
18	Julie Adams
21	Tairia Mims
22	Courtney Dale
23	Toria Auelua
27	Natasha Watley
32	Julie Marshall

Head Coach: Sue Enquist

Washington Huskies

No.	Name
1	Becky Simpson
3	Shannon Walsh
4	Melissa Downs
5	Christie Rosenblad
6	Jamie Graves
7	Kim DePaul
9	Bridget Wilcox
10	Rosie Leutzinger
11	Jeanine Giordano
12	Jenny Topping
14	Erin Helgeland
15	Jessica Bork
18	Kelly Hauxhurst
23	Jennifer Spediacci
24	Amy Hanson
28	Lauren McJunkin
44	Jaime Clark

Head Coach: Teresa Wilson

2000 NCAA WCWS
Batting Leaders (as of Apr 30, 2007)
(All games)

Hitting minimums - 1 Games 10 AB
Pitching minimums - 1 Games 10 IP

Batting avg

1. Mims, Tairia, UCLA	.600
2. Marshall, Julie, UCLA	.538
3. Johnson, Erin, SOMISS	.500
4. Davis, Andrea, OKLA	.455
Mascarenas, Toni, ARIZ	.455

Slugging pct

1. Mims, Tairia, UCLA	1.000
2. Davis, Andrea, OKLA	.909
3. Carey, Lisa, OKLA	.769
4. Mascarenas, Toni, ARIZ	.727
5. Johnson, Erin, SOMISS	.667

On base pct

1. Mims, Tairia, UCLA	.667
2. Davis, Andrea, OKLA	.538
3. Marshall, Julie, UCLA	.500
Johnson, Erin, SOMISS	.500
5. Giordano, Nicole, ARIZ	.462

Runs scored

1. Klein, Lyndsey, UCLA	3
Giordano, Nicole, ARIZ	3
Collins, Jennifer, SOMISS	3
4. 12 tied at	2

Hits

1. Marshall, Julie, UCLA	7
2. Johnson, Erin, SOMISS	6
Mims, Tairia, UCLA	6
4. 4 tied at	5

Runs batted in

1. Desecki, Shavaughne, DEPAUL	6
2. Klein, Lyndsey, UCLA	4
Mascarenas, Toni, ARIZ	4
4. 4 tied at	3

Doubles

1. Johnson, Erin, SOMISS	2
Leutzinger, Rosie, WASH	2
Davis, Andrea, OKLA	2
4. 7 tied at	1

Triples

1. Desecki, Shavaughne, DEPAUL	1
Kretschman, Kelly, ALA	1

Home runs

1. Carey, Lisa, OKLA	2
Klein, Lyndsey, UCLA	2
3. 12 tied at	1

Total bases

1. Mims, Tairia, UCLA	10
Carey, Lisa, OKLA	10
Davis, Andrea, OKLA	10
4. Klein, Lyndsey, UCLA	9
5. 5 tied at	8

Walks

1. Berman, Amy, SOMISS	5
Topping, Jenny, WASH	5
3. Clark, Jaime, WASH	4
4. Nelson, Veronica, CAL	3
5. 3 tied at	2

Hit by pitch

1. Washington, LaKisha, OKLA	2
2. 9 tied at	1

Sac bunts

1. Barrett, Ashli, OKLA	2
Gulla, Leah, OKLA	2
Davis, Jenny, DEPAUL	2
4. 20 tied at	1

Sac flies

1. Reach, Jennifer, ALA	1
Mascarenas, Toni, ARIZ	1
Jones, Ginger, ALA	1
Marshall, Julie, UCLA	1

Stolen bases

1. Ring, Christy, OKLA	3
2. Washington, LaKisha, OKLA	2
Bauer, Lauren, ARIZ	2
Giordano, Nicole, ARIZ	2
5. 15 tied at	1

Total plate appearances

1. Ring, Christy, OKLA	15
Berman, Amy, SOMISS	15
Freed, Amanda, UCLA	15
4. 8 tied at	14

At bats

1. Ring, Christy, OKLA	15
2. Klein, Lyndsey, UCLA	14
Dale, Courtney, UCLA	14
Freed, Amanda, UCLA	14
5. 7 tied at	13

Steal attempts

1. Giordano, Nicole, ARIZ	3
Ring, Christy, OKLA	3
3. Washington, LaKisha, OKLA	2
Olcott, Suzanne, ALA	2
Bauer, Lauren, ARIZ	2

Strikeouts

1. Barrett, Ashli, OKLA	8
2. Fulton, Mandy, OKLA	7
3. Collins, Lindsey, ARIZ	6
Evans, Erin, OKLA	6
5. 2 tied at	5

Caught stealing

1. Olcott, Suzanne, ALA	2
2. Giordano, Nicole, ARIZ	1
Evans, Erin, OKLA	1

Grounded into DP

1. Nelson, Veronica, CAL	1

2000 NCAA WCWS
Pitching Leaders (as of Apr 30, 2007)
(All games)

Hitting minimums - 1 Games 10 AB
Pitching minimums - 1 Games 10 IP

Earned run avg

1. Lemke, Becky, ARIZ.....	0.35
2. Stewart, Jennifer, OKLA....	0.61
3. Laird, Shelley, ALA.....	1.07
4. Freed, Amanda, UCLA.....	1.35
5. Spediacci, Jennifer, WASH..	2.00

Opposing bat avg

1. Spediacci, Jennifer, WASH..	.163
2. Freed, Amanda, UCLA.....	.181
3. Blades, Courtney, SOMISS...	.183
4. Laird, Shelley, ALA.....	.183
5. Lemke, Becky, ARIZ.....	.222

Innings pitched

1. Freed, Amanda, UCLA.....	26.0
2. Stewart, Jennifer, OKLA....	23.0
Blades, Courtney, SOMISS...	23.0
4. Lemke, Becky, ARIZ.....	20.0
5. Laird, Shelley, ALA.....	19.2

Batters struck out

1. Blades, Courtney, SOMISS...	31
2. Freed, Amanda, UCLA.....	27
3. Lemke, Becky, ARIZ.....	24
4. Spediacci, Jennifer, WASH..	13
5. Laird, Shelley, ALA.....	8

Batters SO out looking

1. Spediacci, Jennifer, WASH..	8
2. Blades, Courtney, SOMISS...	7
3. Lemke, Becky, ARIZ.....	6
Freed, Amanda, UCLA.....	6
5. Forest, Jocelyn, CAL.....	3

Wins

1. Stewart, Jennifer, OKLA....	4
2. Freed, Amanda, UCLA.....	3
3. Blades, Courtney, SOMISS...	2
4. 4 tied at.....	1

Saves

Appearances

1. Stewart, Jennifer, OKLA....	4
Freed, Amanda, UCLA.....	4
Blades, Courtney, SOMISS...	4
4. 3 tied at.....	3

Games started

1. Freed, Amanda, UCLA.....	4
2. Lemke, Becky, ARIZ.....	3
Blades, Courtney, SOMISS...	3
Stewart, Jennifer, OKLA....	3
5. 2 tied at.....	2

Games finished

1. Chouinard, Lindsay, DEPAUL.	2
2. 7 tied at.....	1

Games in relief

1. Chouinard, Lindsay, DEPAUL.	2
2. 7 tied at.....	1

Sac bunts allowed

1. Laird, Shelley, ALA.....	4
2. Forest, Jocelyn, CAL.....	3
Lemke, Becky, ARIZ.....	3
Freed, Amanda, UCLA.....	3
Stewart, Jennifer, OKLA....	3

Sac flies allowed

1. Chouinard, Lindsay, DEPAUL.	1
Spediacci, Jennifer, WASH..	1
Freed, Amanda, UCLA.....	1
Stewart, Jennifer, OKLA....	1

Losses

1. Lemke, Becky, ARIZ.....	2
Blades, Courtney, SOMISS...	2
3. 9 tied at.....	1

Runners picked off

1. Barrett, Ashli, OKLA.....	2

Wild pitches

1. Gonzales, Felicia, SOMISS..	1
Spediacci, Jennifer, WASH..	1
Blades, Courtney, SOMISS...	1

Balks

Hit batters

1. Freed, Amanda, UCLA.....	3
Lemke, Becky, ARIZ.....	3
3. Forest, Jocelyn, CAL.....	2
4. 3 tied at.....	1

Intentional BB allowed

1. Freed, Amanda, UCLA.....	1

Hits allowed

1. Spediacci, Jennifer, WASH..	8
2. Chouinard, Lindsay, DEPAUL.	9
3. Forest, Jocelyn, CAL.....	11
4. Laird, Shelley, ALA.....	13
5. Blades, Courtney, SOMISS...	15

Runs allowed

1. Stewart, Jennifer, OKLA....	2
Lemke, Becky, ARIZ.....	2
3. Forest, Jocelyn, CAL.....	4
4. Freed, Amanda, UCLA.....	6
Chouinard, Lindsay, DEPAUL.	6

Earned runs allowed

1. Lemke, Becky, ARIZ.....	1
2. Stewart, Jennifer, OKLA....	2
3. Laird, Shelley, ALA.....	3
4. Forest, Jocelyn, CAL.....	4
Chouinard, Lindsay, DEPAUL.	4

Walks allowed

1. Blades, Courtney, SOMISS...	1
2. Stewart, Jennifer, OKLA....	3
Forest, Jocelyn, CAL.....	3
4. Chouinard, Lindsay, DEPAUL.	4
5. Spediacci, Jennifer, WASH..	5

Doubles allowed

1. Laird, Shelley, ALA.....	0
2. Blades, Courtney, SOMISS...	1
Forest, Jocelyn, CAL.....	1
Chouinard, Lindsay, DEPAUL.	1
Spediacci, Jennifer, WASH..	1

Triples allowed

1. Freed, Amanda, UCLA.....	0
Blades, Courtney, SOMISS...	0
Forest, Jocelyn, CAL.....	0
Stewart, Jennifer, OKLA....	0
Spediacci, Jennifer, WASH..	0

Home runs allowed

1. Chouinard, Lindsay, DEPAUL.	0
2. Freed, Amanda, UCLA.....	1
Laird, Shelley, ALA.....	1
Stewart, Jennifer, OKLA....	1
Spediacci, Jennifer, WASH..	1

2000 NCAA WCWS
Fielding Leaders (as of Apr 30, 2007)
(All games)

Hitting minimums - 1 Games
Pitching minimums - 1 Games 10 IP

Fielding pct

1. Peters, Kenya, SOMISS.....	1.000
Mims, Tairia, UCLA.....	1.000
Marshall, Julie, UCLA.....	1.000
Carey, Lisa, OKLA.....	1.000
Downs, Melissa, WASH.....	1.000

Chances

1. Peters, Kenya, SOMISS.....	36
2. Collins, Lindsey, ARIZ.....	33
Mims, Tairia, UCLA.....	33
4. Marshall, Julie, UCLA.....	30
5. Carey, Lisa, OKLA.....	29

Putouts

1. Peters, Kenya, SOMISS.....	35
2. Mims, Tairia, UCLA.....	33
3. Collins, Lindsey, ARIZ.....	30
4. Carey, Lisa, OKLA.....	25
5. 2 tied at.....	24

Assists

1. Mascarenas, Toni, ARIZ.....	13
2. Watley, Natasha, UCLA.....	12
Adams, Julie, UCLA.....	12
4. Braitsch, Kelli, OKLA.....	11
5. Rosenblad, Christie, WASH..	8

Fielding double plays

1. Mims, Tairia, UCLA.....	2
Olcott, Suzanne, ALA.....	2
3. 11 tied at.....	1

Passed balls

1. Peters, Kenya, SOMISS.....	1
Collins, Lindsey, ARIZ.....	1
Marshall, Julie, UCLA.....	1
Topping, Jenny, WASH.....	1

Catchers interference

Steal attempts against

1. Peters, Kenya, SOMISS.....	9
2. Blades, Courtney, SOMISS...	7
3. Scott, Courtney, CAL.....	5
4. Topping, Jenny, WASH.....	4
5. 3 tied at.....	3

Stolen bases against

1. Peters, Kenya, SOMISS.....	8
2. Blades, Courtney, SOMISS...	6
3. Topping, Jenny, WASH.....	4
Scott, Courtney, CAL.....	4
5. 2 tied at.....	3

Caught stealing by

1. 8 tied at.....	1

Errors

1. Mascarenas, Toni, ARIZ.....	4
2. Reach, Jennifer, ALA.....	2
Braitsch, Kelli, OKLA.....	2
Freed, Amanda, UCLA.....	2
Adams, Julie, UCLA.....	2

2000 NCAA WCWS
Overall Statistics (as of Apr 30, 2007)
(All games Sorted by Batting avg)

Team	AVG	G	AB	R	H	2B	3B	HR	RBI	TB	SLG%	BB	HBP	SO	GDP	OB%	SF	SH	SB-ATT	PO	A	E	FLD%
UCLA.....	.304	4	112	14	34	3	0	5	10	52	.464	5	1	15	0	.336	1	3	6-6	84	39	5	.961
Oklahoma.....	.238	4	101	9	24	3	0	4	9	39	.386	3	4	40	0	.287	0	5	7-8	84	41	2	.984
Arizona.....	.232	4	99	10	23	1	0	3	9	33	.333	6	1	21	0	.280	1	3	6-7	81	25	6	.946
California.....	.229	2	48	1	11	0	0	0	1	11	.229	5	3	6	1	.339	0	4	0-0	41	18	0	1.000
Washington.....	.222	3	72	7	16	4	0	2	6	26	.361	14	1	14	0	.356	0	3	1-1	60	24	1	.988
Southern Mississippi	.202	4	99	5	20	2	0	1	5	25	.253	8	0	20	0	.262	0	3	2-2	84	15	2	.980
Alabama.....	.186	3	70	7	13	0	1	0	7	15	.214	4	1	15	0	.234	2	2	2-4	60	19	5	.940
DePaul.....	.152	2	46	6	7	0	1	1	6	12	.261	4	0	7	0	.220	0	3	0-0	36	21	2	.966
Totals.....	.229	26	647	59	148	13	2	16	53	213	.329	49	11	138	1	.293	4	26	24-28	530	202	23	.970

(All games Sorted by Earned run avg)

Team	ERA	W-L	G	CG	SHO/CBO	SV	IP	H	R	ER	BB	SO	2B	3B	HR	AB	B/Avg	WP	HBP	BK	SFA	SHA
Arizona.....	0.52	2-2	4	4	1/0	0	27.0	21	4	2	10	29	3	0	2	98	.214	0	3	0	0	4
Oklahoma.....	0.75	4-0	4	3	1/0	0	28.0	26	3	3	5	7	2	0	1	99	.263	0	2	0	1	5
UCLA.....	1.25	3-1	4	3	1/1	0	28.0	17	6	5	10	28	3	0	1	100	.170	0	3	0	1	3
Alabama.....	1.75	1-2	3	2	0/0	0	20.0	16	11	5	6	8	0	1	1	75	.213	0	0	0	0	4
Southern Mississippi	2.00	2-2	4	2	2/1	0	28.0	21	9	8	2	35	2	0	5	103	.204	2	0	0	0	1
Washington.....	2.45	1-2	3	2	0/0	0	20.0	17	9	7	8	19	1	0	2	75	.227	1	1	0	1	2
DePaul.....	4.08	0-2	2	0	0/0	0	12.0	13	9	7	4	7	1	1	1	45	.289	0	0	0	1	3
California.....	4.10	0-2	2	1	0/0	0	13.2	17	8	8	4	5	1	0	3	52	.327	0	2	0	0	4
Totals.....	1.78	13-13	26	17	5/2	0	176.2	148	59	45	49	138	13	2	16	647	.229	3	11	0	4	26

PB - Wildcats 1, Bruins 1, Huskies 1, GoldenEagles 1. Pickoffs - Sooners 2.

(All games Sorted by Fielding pct)

Team	C	PO	A	E	FLD%	DPs	SBA	CSB	SBA%	PB	CI
California.....	59	41	18	0	1.000	0	4	1	.800	0	0
Washington.....	85	60	24	1	.988	0	4	0	1.000	1	0
Oklahoma.....	127	84	41	2	.984	1	1	1	.500	0	0
Southern Mississippi	101	84	15	2	.980	0	8	1	.889	1	0
DePaul.....	59	36	21	2	.966	1	1	1	.500	0	0
UCLA.....	128	84	39	5	.961	2	3	0	1.000	1	0
Arizona.....	112	81	25	6	.946	1	1	0	1.000	1	0
Alabama.....	84	60	19	5	.940	2	2	0	1.000	0	0
Totals.....	755	530	202	23	.970	7	24	4	.857	4	0

2000 NCAA WCWS- Championship Game
Oklahoma vs UCLA
May 29, 2000 at Oklahoma City, OK (Hall of Fame Stadium)

Oklahoma 3 (66-8)

Player	AB	R	H	RBI	BB	SO	PO	A	LOB
Ring, Christy lf	4	0	0	0	0	1	3	1	3
Evans, Erin cf	4	1	2	0	0	1	1	0	0
Carey, Lisa 1b	4	1	3	2	0	1	7	0	0
Davis, Andrea rf	3	0	1	0	1	0	3	0	0
White, Jaime pr	0	1	0	0	0	0	0	0	0
Barrett, Ashli c	3	0	0	0	0	3	1	1	2
Fulton, Mandy dh	3	0	0	0	0	3	0	0	2
Braitsch, Kelli ss	3	0	2	1	0	0	1	1	0
Gulla, Leah 3b	3	0	0	0	0	2	1	0	0
Washington, LaKisha 2b	1	0	0	0	0	1	4	2	0
Stump, Jennifer ph	1	0	0	0	0	1	0	0	2
Stewart, Jennifer p	0	0	0	0	0	0	0	1	0
Totals	29	3	8	3	1	13	21	6	9

UCLA 1 (46-12-1)

Player	AB	R	H	RBI	BB	SO	PO	A	LOB
Freed, Amanda p	4	0	1	0	0	0	0	1	1
Watley, Natasha ss	3	1	3	0	0	0	0	1	0
Adams, Julie 3b	3	0	1	0	0	0	0	2	2
Hiraiwa, Casey pr	0	0	0	0	0	0	0	0	0
Marshall, Julie c	2	0	1	1	0	0	12	2	0
Rahn, Erin pr	0	0	0	0	0	0	0	0	0
Klein, Lyndsey 2b	3	0	0	0	0	1	3	1	0
Mims, Tairia 1b	2	0	0	0	0	0	5	0	1
Dale, Courtney dh	3	0	0	0	0	0	0	0	1
Buck, Crissy cf	3	0	2	0	0	0	0	0	0
Brambila, Lupe lf	2	0	0	0	0	0	1	0	0
Auelua, Toria ph	1	0	0	0	0	0	0	0	0
Mejia, Monique rf	0	0	0	0	0	0	0	0	0
Totals	26	1	8	1	0	1	21	7	6

Score by Innings		R	H	E
Oklahoma	003 000 0	3	8	1
UCLA	000 001 0	1	8	1

E - BRAITSCH(16); FREED(3). DP - Sooners 1. LOB - Sooners 9; Bruins 6. 2B - BRAITSCH(12); MARSHALL(6). HR - CAREY(20). HBP - WASHINGTON; MIMS. SH - BARRETT(3); FULTON(9). SF - MARSHALL(6). SB - BRAITSCH(12); WASHINGTON(22).

Oklahoma	IP	H	R	ER	BB	SO	AB	BF
Stewart, Jennifer	7.0	8	1	1	0	1	26	28

UCLA	IP	H	R	ER	BB	SO	AB	BF
Freed, Amanda	7.0	8	3	3	1	13	29	33

Win - STEWART (34-6). Loss - FREED (28-8). Save - None.
HBP - by STEWART (MIMS); by FREED (WASHINGTON).
Umpires - HP: Kevin Davis 1B: Lisa Harvey 3B: Marty Makar
Start: 2:15 pm Time: 2:35 Attendance: 8049
Game: 2000GM13

2000 NCAA WCWS- Championship Game
Oklahoma vs UCLA - Play-by-Play
May 29, 2000 at Oklahoma City, OK (Hall of Fame Stadium)

Score by Innings	R	H	E
Oklahoma..... 003 000 0 -	3	8	1
UCLA..... 000 001 0 -	1	8	1

Oklahoma starters: 16/lf RING; 15/cf EVANS; 23/1b CAREY; 33/rf DAVIS; 25/c BARRETT; 34/dh FULTON; 8/ss BRAITSCH; 7/3b GULLA; 22/2b WASHINGTON; 5/p STEWART;
UCLA starters: 7/p FREED; 27/ss WATLEY; 18/3b ADAMS; 32/c MARSHALL; 9/2b KLEIN; 21/1b MIMS; 22/dh DALE; 10/cf BUCK; 3/lf BRAMBILA; 11/rf MEJIA;

Oklahoma 1st - RING grounded out to 2b. EVANS singled down the lf line. CAREY singled, bunt; EVANS advanced to second. DAVIS flied out to lf. BARRETT struck out swinging. 0 runs, 2 hits, 0 errors, 2 LOB.

UCLA 1st - FREED grounded out to p. WATLEY singled to second base. ADAMS lined into double play lf to 1b; WATLEY out on the play. 0 runs, 1 hit, 0 errors, 0 LOB.

Oklahoma 2nd - FULTON struck out looking. BRAITSCH doubled to right field. GULLA reached on a fielding error by p; BRAITSCH advanced to third. WASHINGTON struck out looking. RING struck out looking. 0 runs, 1 hit, 1 error, 2 LOB.

UCLA 2nd - MARSHALL grounded out to 1b unassisted. KLEIN popped up to 2b. MIMS hit by pitch. DALE popped up to ss. 0 runs, 0 hits, 0 errors, 1 LOB.

Oklahoma 3rd - EVANS singled to left field. CAREY homered to left field, 2 RBI; EVANS scored. DAVIS singled to right field. WHITE pinch ran for DAVIS. BARRETT reached on a fielder's choice, SAC, bunt; WHITE advanced to second. FULTON out at first 3b to 2b, SAC, bunt; BARRETT advanced to second; WHITE advanced to third. BRAITSCH singled to left field, RBI; BARRETT advanced to third; WHITE scored. BRAITSCH stole second. GULLA struck out swinging. STUMP pinch hit for WASHINGTON. STUMP struck out swinging. 3 runs, 4 hits, 0 errors, 2 LOB.

UCLA 3rd - DAVIS to rf for WHITE. WASHINGTON to 2b for STUMP. BUCK flied out to rf. BRAMBILA flied out to rf. FREED singled to left field. WATLEY singled to right field; FREED advanced to third. ADAMS grounded out to ss. 0 runs, 2 hits, 0 errors, 2 LOB.

Oklahoma 4th - RING grounded out to ss. EVANS struck out swinging. CAREY struck out looking. 0 runs, 0 hits, 0 errors, 0 LOB.

UCLA 4th - MARSHALL doubled down the lf line. RAHN pinch ran for MARSHALL. RAHN out at second c to 2b, picked off. KLEIN flied out to cf. MIMS lined out to 2b. 0 runs, 1 hit, 0 errors, 0 LOB.

Oklahoma 5th - MARSHALL to c for RAHN. DAVIS popped up to 2b. BARRETT struck out looking. FULTON struck out swinging. 0 runs, 0 hits, 0 errors, 0 LOB.

UCLA 5th - DALE fouled out to 3b. BUCK singled to right field. BRAMBILA popped up to 1b. FREED grounded out to 2b. 0 runs, 1 hit, 0 errors, 1 LOB.

Oklahoma 6th - BRAITSCH grounded out to p. GULLA struck out swinging. WASHINGTON hit by pitch. WASHINGTON stole second. RING grounded out to 3b. 0 runs, 0 hits, 0 errors, 1 LOB.

UCLA 6th - WATLEY singled to first base. ADAMS singled to right center; WATLEY advanced to third. HIRAIWA pinch ran for ADAMS. MARSHALL flied out to lf, SF, RBI; HIRAIWA advanced to second; WATLEY scored. KLEIN struck out swinging. MIMS flied out to rf. 1 run, 2 hits, 0 errors, 1 LOB.

Oklahoma 7th - ADAMS to 3b for HIRAIWA. EVANS out at first c to 2b, bunt. CAREY singled to right field. DAVIS walked; CAREY advanced to second. BARRETT struck out swinging. FULTON struck out swinging, out at first c to 1b. 0 runs, 1 hit, 0 errors, 2 LOB.

UCLA 7th - DALE grounded out to 2b. BUCK singled up the middle. AUELUA pinch hit for BRAMBILA. AUELUA reached on a fielding error by ss; BUCK advanced to second. BRAMBILA to lf for AUELUA. FREED flied out to lf. BUCK out at second 2b unassisted, runner left early. 0 runs, 1 hit, 1 error, 1 LOB.

2001 National Collegiate Division I Women's

SOFTBALL CHAMPIONSHIP

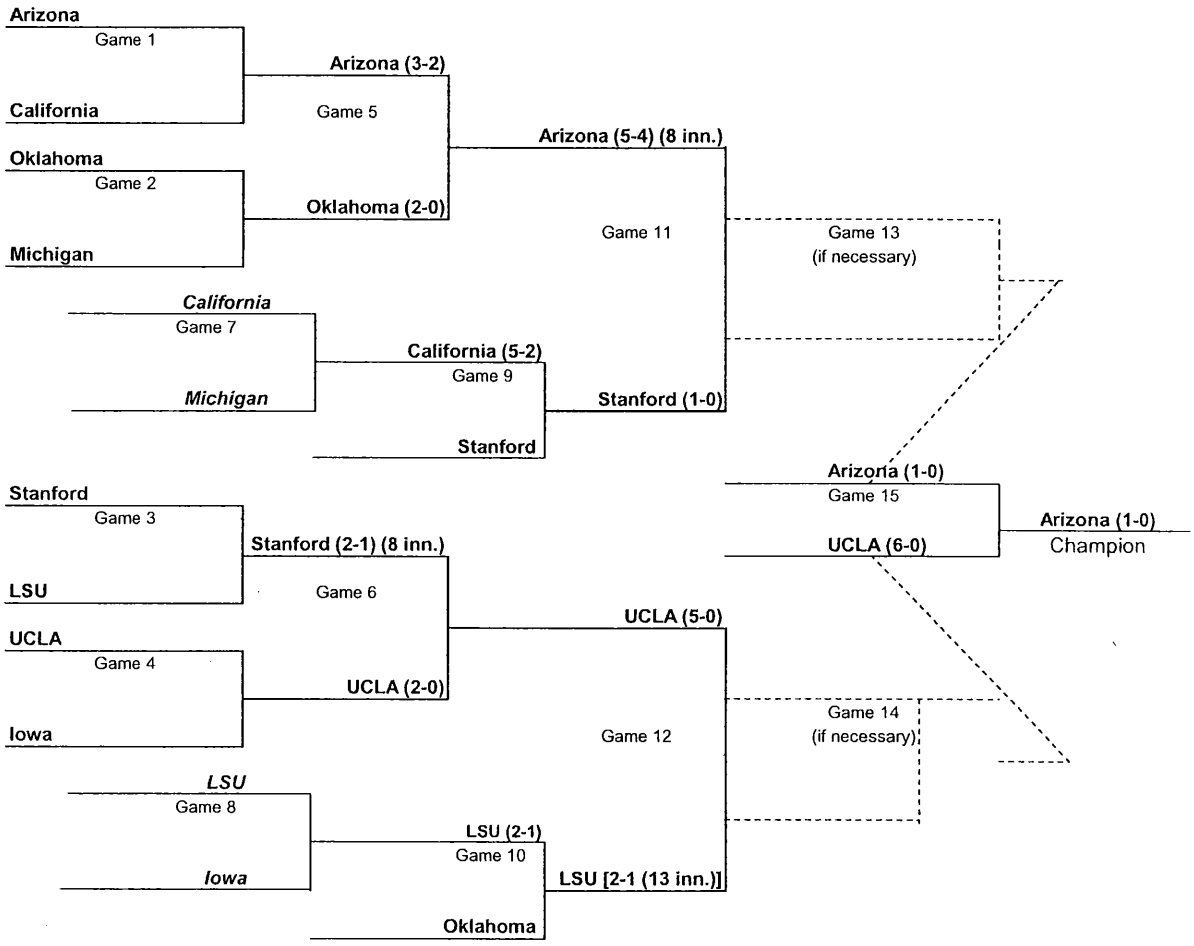

2001 Team Rosters

NCAA Women's College World Series

Arizona Wildcats

No.	Name
0	Becky Lemke
2	Teresa Demeter
3	Lovieanne Jung
4	Nicole Giordano
7	Erika Hanson
8	Lisha Ribellia
9	Leneah Manuma
15	Jenny Gladding
20	Candace Abrams
24	Lauren Bauer
25	Allison Andrade
27	Jennie Finch
31	Kim Balkan
32	Toni Mascarenas
42	Lindsey Collins
52	Mackenzie Vandergeest

Head Coach: Mike Candrea

California Golden Bears

No.	Name
1	Pauline Duenas
3	Paige Bowie
4	Courtney Scott
7	Jocelyn Forest
10	Kourtney Davis
11	Amber Phillips
12	Candace Harper
13	Nicole DiSalvio
15	Mikella Pedretti
17	Veronica Nelson
20	Eryn Manahan
21	Katie Andrew
23	Kristen Morley
25	Jennifer Deering
31	Danielle Setiawan

Head Coach: Diane Ninemire

Iowa Hawkeyes

No.	Name
2	Amber Morrow
3	Lisa Rasche
4	Erin Doud
6	Melissa Stuber
8	Julia Wirzbach
9	Megan Atkins
10	Alicia Gerlach
12	Christina Schmaltz
14	Laura Chipman
15	Katie Boney
16	Sarah Thomson
17	Brooke Cross
18	Lori Leon
19	Liz Dennis
21	Katy Jendrzejewski
22	Kristi Hanks
24	Kristin Johnson
31	Jessica Bashor

Head Coach: Gayle Blevins

LSU Tigers

No.	Name
0	Megann Steege
1	Dee Douglas
3	Aleshia Perry
4	Kelly Levesque
5	Ashley Lewis
6	Auburne Ziober
7	Britni Sneed
8	Stephanie Hastings
9	Jennie Reeves
12	Sarah Meadors
14	Sara Fitzgerald
16	Jill Crawford
17	Christy Connor
19	April Janzen
21	Julie Wiese
22	Jennifer Schuelke
44	Trena Peel
55	Erin Johnson

Head Coach: Yvette Girouard

Michigan Wolverines

No.	Name
1	Amy Prichard
2	Chrissy Garza
4	Meghan Doe
7	Marissa Young
8	Kim Bugel
10	Melissa Taylor
11	Lisa Mack
12	Kelsey Kollen
14	Marie Barda
15	Mary Conner
16	Stefanie Volpe
17	Courtney Murdock
18	Monica Schock
20	Rebecca Tune
21	Melinda Moulden
22	Kate Eiland
23	Liz Elsner
25	Meghan Ritter
32	Angie Churchill
44	Courtney Betley

Head Coach: Carol Hutchins

Oklahoma Sooners

No.	Name
1	Adrianne Ratliff
2	Kaycee Clark
5	Jennifer Stewart
6	Lindsey Abbott
7	Leah Gulla
8	Kelli Braitsch
12	Angela Wedlake
14	Jennifer Stump
15	Erin Evans
17	Megan Hube
21	Christy Ring
22	LaKisha Washington
23	Lisa Carey
24	Jaime White
25	Ashli Barrett
26	Katie Overton
33	Andrea Davis
34	Mandy Fulton

Head Coach: Patty Gasso

Stanford Cardinal

No.	Name
1	Ramona Shelburne
2	Kira Ching
5	Jessica Draemel
8	Robin Walker
9	Michelle Thiry
10	Lindsey Stice
11	Tori Nyberg
12	Dana Sorensen
17	Jessica Allister
20	Cassi Brangham
21	Jessica Mendoza
22	Sarah Beeson
24	Jenni Shideler
26	Jaime Forman-Lau
29	Maureen LeCocq

Head Coach: John Rittman

UCLA Bruins

No.	Name
2	Erin Rahn
3	Lupe Brambila
4	Marin Noack
5	Casey Hiraiwa
7	Amanda Freed
9	Amanda Simpson
10	Crissy Buck
11	Monique Mejia
12	Stephanie Swenson
13	Julie Hoshizaki
14	Keira Goerl
20	Claire Sua
21	Tairia Mims
22	Courtney Dale
23	Toria Auelua
24	Marcel Torres
27	Natasha Watley
33	Stacey Nuveman
44	Stephanie Ramos

Head Coach: Sue Enquist

2001 Women's College World Series
Batting Leaders (as of Apr 30, 2007)
(All games)

Hitting minimums - 1 Games 10 AB
Pitching minimums - 1 Games 10 IP

Batting avg

1.	Ring, Christy, OKLA	.636
2.	Freed, Amanda, UCLA	.500
3.	Evans, Erin, OKLA	.333
	Wiese, Julie, LSU	.333
	Sua, Claire, UCLA	.333

Slugging pct

1.	Mascarenas, Toni, ARIZ	1.200
2.	Ring, Christy, OKLA	.727
3.	Wiese, Julie, LSU	.667
4.	Auelua, Toria, UCLA	.636
5.	Freed, Amanda, UCLA	.600

On base pct

1.	Ring, Christy, OKLA	.714
2.	Freed, Amanda, UCLA	.583
3.	Sua, Claire, UCLA	.429
4.	Mascarenas, Toni, ARIZ	.417
5.	Wiese, Julie, LSU	.385

Runs scored

1.	Giordano, Nicole, ARIZ	3
	Mascarenas, Toni, ARIZ	3
3.	8 tied at	2

Hits

1.	Ring, Christy, OKLA	7
2.	Freed, Amanda, UCLA	5
3.	6 tied at	4

Runs batted in

1.	Mascarenas, Toni, ARIZ	7
2.	Sua, Claire, UCLA	6
3.	Stump, Jennifer, OKLA	4
	Auelua, Toria, UCLA	4
5.	Wiese, Julie, LSU	3

Doubles

1.	Mims, Tairia, UCLA	2
	Mendoza, Jessica, STAN	2
3.	11 tied at	1

Triples

Home runs

1.	Mascarenas, Toni, ARIZ	3
2.	11 tied at	1

Total bases

1.	Mascarenas, Toni, ARIZ	12
2.	Ring, Christy, OKLA	8
	Wiese, Julie, LSU	8
4.	Sua, Claire, UCLA	7
	Auelua, Toria, UCLA	7

Walks

1.	Nuveman, Stacey, UCLA	9
2.	Nelson, Veronica, CAL	5
3.	Allister, Jessica, STAN	4
4.	Manuma, Leneah, ARIZ	3
	Ring, Christy, OKLA	3

Hit by pitch

1.	7 tied at	1

Sac bunts

1.	Walker, Robin, STAN	2
2.	13 tied at	1

Sac flies

1.	Stump, Jennifer, OKLA	1
	Harper, Candace, CAL	1
	Connor, Christy, LSU	1

Stolen bases

1.	8 tied at	1

Total plate appearances

1.	Janzen, April, LSU	15
2.	12 tied at	14

At bats

1.	Giordano, Nicole, ARIZ	14
	Janzen, April, LSU	14
	Watley, Natasha, UCLA	14
4.	4 tied at	13

Steal attempts

1.	Evans, Erin, OKLA	2
	Stump, Jennifer, OKLA	2
	Washington, LaKisha, OKLA	2
4.	15 tied at	1

Strikeouts

1.	Dale, Courtney, UCLA	5
	Sua, Claire, UCLA	5
	Andrade, Allison, ARIZ	5
	Evans, Erin, OKLA	5
	Bauer, Lauren, ARIZ	5

Caught stealing

1.	Evans, Erin, OKLA	2
2.	11 tied at	1

Grounded into DP

1.	Wiese, Julie, LSU	1
	Scott, Courtney, CAL	1
	Johnson, Erin, LSU	1

2001 Women's College World Series
Pitching Leaders (as of Apr 30, 2007)
(All games)

Hitting minimums - 1 Games 10 AB
Pitching minimums - 1 Games 10 IP

Earned run avg

1.	Freed, Amanda, UCLA	0.37
2.	Sneed, Britni, LSU	0.57
3.	Stewart, Jennifer, OKLA	1.27
4.	Finch, Jennie, ARIZ	1.91
	Barda, Marie, MICH	1.91

Opposing bat avg

1.	Freed, Amanda, UCLA	.127
2.	Forest, Jocelyn, CAL	.133
3.	Stewart, Jennifer, OKLA	.182
4.	Finch, Jennie, ARIZ	.217
5.	Sneed, Britni, LSU	.218

Innings pitched

1.	Stewart, Jennifer, OKLA	27.2
2.	Sneed, Britni, LSU	24.2
3.	Finch, Jennie, ARIZ	22.0
4.	Freed, Amanda, UCLA	19.0
5.	Sorensen, Dana, STAN	17.1

Batters struck out

1.	Sneed, Britni, LSU	31
2.	Finch, Jennie, ARIZ	26
3.	Stewart, Jennifer, OKLA	16
	Freed, Amanda, UCLA	16
	Sorensen, Dana, STAN	16

Batters SO out looking

1.	Sneed, Britni, LSU	10
2.	Stewart, Jennifer, OKLA	5
3.	Forest, Jocelyn, CAL	4
	Finch, Jennie, ARIZ	4
5.	2 tied at	3

Wins

1.	Finch, Jennie, ARIZ	3
2.	Freed, Amanda, UCLA	2
	Sorensen, Dana, STAN	2
4.	6 tied at	1

Saves

Appearances

1.	Sorensen, Dana, STAN	4
2.	5 tied at	3

Games started

1.	Finch, Jennie, ARIZ	3
	Sorensen, Dana, STAN	3
	Freed, Amanda, UCLA	3
	Stewart, Jennifer, OKLA	3
5.	5 tied at	2

Games finished

1.	Dale, Courtney, UCLA	2
2.	7 tied at	1

Games in relief

1.	Dale, Courtney, UCLA	2
	Forman-Lau, Jaime, STAN	2
3.	6 tied at	1

Sac bunts allowed

1.	Sneed, Britni, LSU	3
	DiSalvio, Nicole, CAL	3
3.	Stewart, Jennifer, OKLA	2
	Forest, Jocelyn, CAL	2
5.	5 tied at	1

Sac flies allowed

1.	Young, Marissa, MICH	1
	Barda, Marie, MICH	1
	Sorensen, Dana, STAN	1

Losses

1.	Stewart, Jennifer, OKLA	2
	Hanks, Kristi, IOWA	2
3.	9 tied at	1

Runners picked off

1.	Scott, Courtney, CAL	1
	Barrett, Ashli, OKLA	1

Wild pitches

1.	Hanks, Kristi, IOWA	1

Balks

Hit batters

1.	Sneed, Britni, LSU	2
2.	5 tied at	1

Intentional BB allowed

1.	Barda, Marie, MICH	2
	Sorensen, Dana, STAN	2
	Hanks, Kristi, IOWA	2
4.	5 tied at	1

Hits allowed

1.	Forest, Jocelyn, CAL	6
2.	Freed, Amanda, UCLA	8
3.	Barda, Marie, MICH	9
4.	Hanks, Kristi, IOWA	10
5.	Sorensen, Dana, STAN	16

Runs allowed

1.	Freed, Amanda, UCLA	1
2.	Sneed, Britni, LSU	3
3.	Hanks, Kristi, IOWA	4
4.	Forest, Jocelyn, CAL	5
	Barda, Marie, MICH	5

Earned runs allowed

1.	Freed, Amanda, UCLA	1
2.	Sneed, Britni, LSU	2
3.	Barda, Marie, MICH	3
4.	Hanks, Kristi, IOWA	4
5.	Stewart, Jennifer, OKLA	5

Walks allowed

1.	Forest, Jocelyn, CAL	1
2.	Stewart, Jennifer, OKLA	3
3.	Sorensen, Dana, STAN	4
4.	Finch, Jennie, ARIZ	5
5.	Hanks, Kristi, IOWA	6

Doubles allowed

1.	Forest, Jocelyn, CAL	0
	Barda, Marie, MICH	0
	Finch, Jennie, ARIZ	0
4.	Freed, Amanda, UCLA	1
5.	Stewart, Jennifer, OKLA	2

Triples allowed

1.	Forest, Jocelyn, CAL.....	0
	Barda, Marie, MICH.....	0
	Finch, Jennie, ARIZ.....	0
	Freed, Amanda, UCLA.....	0
	Stewart, Jennifer, OKLA....	0

Home runs allowed

1.	Barda, Marie, MICH.....	0
2.	Freed, Amanda, UCLA.....	1
	Hanks, Kristi, IOWA.....	1
4.	Sorensen, Dana, STAN.....	2
	Forest, Jocelyn, CAL.....	2

2001 Women's College World Series
Fielding Leaders (as of Apr 30, 2007)
(All games)

Hitting minimums - 1 Games
Pitching minimums - 1 Games 10 IP

Fielding pct

1.	Mims, Tairia, UCLA.....	1.000
	Carey, Lisa, OKLA.....	1.000
	Schuelke, Jennifer, LSU....	1.000
	Collins, Lindsey, ARIZ.....	1.000
	Allister, Jessica, STAN....	1.000

Chances

1.	Mims, Tairia, UCLA.....	40
2.	Carey, Lisa, OKLA.....	38
3.	Schuelke, Jennifer, LSU....	37
	Collins, Lindsey, ARIZ.....	37
5.	Beeson, Sarah, STAN.....	29

Putouts

1.	Mims, Tairia, UCLA.....	37
2.	Carey, Lisa, OKLA.....	34
3.	Schuelke, Jennifer, LSU....	33
	Collins, Lindsey, ARIZ.....	33
5.	Beeson, Sarah, STAN.....	28

Assists

1.	Mascarenas, Toni, ARIZ.....	13
2.	Braitsch, Kelli, OKLA.....	12
	Wiese, Julie, LSU.....	12
	Washington, LaKisha, OKLA..	12
5.	2 tied at.....	11

Fielding double plays

1.	Hastings, Stephanie, LSU...	2
	Walker, Robin, STAN.....	2
	Beeson, Sarah, STAN.....	2
	Janzen, April, LSU.....	2
5.	7 tied at.....	1

Passed balls

1.	Allister, Jessica, STAN....	2
2.	Scott, Courtney, CAL.....	1
	Bugel, Kim, MICH.....	1
	Reeves, Jennie, LSU.....	1

Catchers interference

Steal attempts against

1.	Sneed, Britni, LSU.....	6
	Schuelke, Jennifer, LSU....	6
3.	Barda, Marie, MICH.....	4
	Bugel, Kim, MICH.....	4
5.	Collins, Lindsey, ARIZ.....	3

Stolen bases against

1.	Schuelke, Jennifer, LSU....	4
	Sneed, Britni, LSU.....	4
3.	8 tied at.....	1

Caught stealing by

1.	Barda, Marie, MICH.....	3
	Bugel, Kim, MICH.....	3
3.	5 tied at.....	2

Errors

1.	Connor, Christy, LSU.....	4
2.	Volpe, Stefanie, MICH.....	2
	Braitsch, Kelli, OKLA.....	2
4.	11 tied at.....	1

2001 Women's College World Series
Overall Statistics (as of Apr 30, 2007)
(All games Sorted by Batting avg)

Team	AVG	G	AB	R	H	2B	3B	HR	RBI	TB	SLG%	BB	HBP	SO	GDP	OB%	SF	SH	SB-ATT	PO	A	E	FLD%
UCLA	.253	4	99	13	25	6	0	2	13	37	.374	16	1	26	0	.362	0	1	0-2	84	43	1	.992
Iowa	.235	2	51	1	12	1	0	0	1	13	.255	3	0	8	0	.278	0	1	1-2	39	14	0	1.000
Oklahoma	.228	3	101	7	23	1	0	3	7	33	.327	11	0	33	0	.301	1	2	3-8	83	39	3	.976
California	.192	3	73	7	14	0	0	1	6	17	.233	9	2	17	1	.294	1	1	0-1	57	22	1	.988
LSU	.191	4	115	5	22	4	0	1	4	29	.252	4	1	23	2	.223	1	2	0-2	102	44	5	.967
Michigan	.184	2	49	2	9	1	0	1	2	13	.265	1	0	5	0	.200	0	3	0-1	39	14	5	.914
Arizona	.156	4	96	10	15	0	0	5	9	30	.313	7	1	25	0	.221	0	2	1-1	87	28	3	.975
Stanford	.122	4	90	3	11	2	0	1	2	16	.178	7	2	21	0	.202	0	3	3-4	84	29	1	.991
Totals	.194		674		131		0		44		.279		7		3		3		8-21		233		.977
		26		48		15		14		188		58		158		.264		15		575		19	

(All games Sorted by Earned run avg)

Team	ERA	W-L	G	CG	SHO/CBO	SV	IP	H	R	ER	BB	SO	2B	3B	HR	AB	B/Avg	WP	HBP	BK	SFA	SHA
UCLA	0.25	3-1	4	2	3/2	0	28.0	12	1	1	10	22	1	0	1	92	.130	0	0	0	0	1
Oklahoma	1.27	1-2	3	3	1/0	0	27.2	18	7	5	3	16	2	0	2	99	.182	0	1	0	0	2
Arizona	1.45	4-0	4	4	2/0	0	29.0	19	6	6	6	31	0	0	3	104	.183	0	0	0	0	1
LSU	1.65	2-2	4	3	0/0	0	34.0	32	10	8	12	36	5	0	2	126	.254	0	3	0	0	4
Stanford	1.75	2-2	4	1	1/1	0	28.0	19	7	7	8	23	3	0	3	98	.194	0	1	0	1	1
California	1.84	1-2	3	1	0/0	0	19.0	10	6	5	3	16	0	0	2	62	.161	0	1	0	0	5
Iowa	2.15	0-2	2	2	0/0	0	13.0	10	4	4	6	5	4	0	1	45	.222	1	0	0	0	0
Michigan	2.15	0-2	2	1	0/0	0	13.0	11	7	4	10	9	0	0	0	48	.229	0	1	0	2	1
Totals	1.46		26		7/3		191.2		48		58		15		14		.194		7		3	
		13-13		17		0		131		40		158		0		674		1		0		15

PB - Cardinal 2, Tigers 1, Wolverines 1, Golden Bears 1. Pickoffs - Golden Bears 1, Sooners 1.

(All games Sorted by Fielding pct)

Team	C	PO	A	E	FLD%	DPs	SBA	CSB	SBA%	PB	CI
Iowa	53	39	14	0	1.000	1	0	2	.000	0	0
UCLA	128	84	43	1	.992	1	1	1	.500	0	0
Stanford	114	84	29	1	.991	2	0	1	.000	2	0
California	80	57	22	1	.988	0	0	1	.000	1	0
Oklahoma	125	83	39	3	.976	0	0	0	.000	0	0
Arizona	118	87	28	3	.975	0	1	2	.333	0	0
LSU	151	102	44	5	.967	3	5	3	.625	1	0
Michigan	58	39	14	5	.914	0	1	3	.250	1	0
Totals	827		233		.977		8		.381		0
		575		19		7		13		5	

2001 NCAA WCWS- Championship Game
Arizona vs UCLA
May 28, 2001 at Oklahoma City, OK (Hall of Fame Stadium)

Arizona 1 (65-4)

Player	AB	R	H	RBI	BB	SO	PO	A	LOB
Bauer, Lauren cf	3	0	0	0	1	0	0	0	0
Giordano, Nicole lf	4	0	0	0	0	0	3	0	1
Mascarenas, Toni 3b	1	0	0	0	2	0	2	1	0
Manuma, Leneah 1b	2	0	0	0	1	0	3	0	2
Finch, Jennie p	3	0	1	0	0	0	1	2	2
Collins, Lindsey c	3	1	1	1	0	1	8	0	0
VandergeestMackenzie rf	3	0	0	0	0	2	0	0	2
Andrade, Allison ss	3	0	0	0	0	2	3	1	0
Hanson, Erika dh	3	0	1	0	0	1	0	0	0
Ribellia, Lisha 2b	0	0	0	0	0	0	1	0	0
Totals	25	1	3	1	4	6	21	4	7

UCLA 0 (62-6)

Player	AB	R	H	RBI	BB	SO	PO	A	LOB
Watley, Natasha ss	3	0	1	0	0	1	1	4	0
Ramos, Stephanie cf	3	0	0	0	0	1	2	0	1
Mims, Tairia 1b	2	0	0	0	1	0	6	0	0
Rahn, Erin pr	0	0	0	0	0	0	0	0	0
Nuveman, Stacey c	2	0	0	0	1	1	6	0	0
Hoshizaki, Julie pr	0	0	0	0	0	0	0	0	0
Sua, Claire dh	3	0	0	0	0	1	0	0	2
Dale, Courtney rf/ph	3	0	1	0	0	2	0	0	1
Torres, Marcel rf	0	0	0	0	0	0	0	0	0
Freed, Amanda p	3	0	1	0	0	0	0	0	1
Auelua, Toria 3b	3	0	1	0	0	1	2	0	0
Simpson, Amanda pr	0	0	0	0	0	0	0	0	0
Mejia, Monique 2b	2	0	0	0	0	0	3	2	0
Brambila, Lupe lf	0	0	0	0	0	0	1	0	0
Totals	24	0	4	0	2	7	21	6	5

Score by Innings		R	H	E
Arizona	000 100 0 -	1	3	1
UCLA	000 000 0 -	0	4	1

E - FINCH(2); AUELUA(2). LOB - Wildcats 7; Bruins 5. HR - COLLINS(11). SB - BAUER(38).

Arizona	IP	H	R	ER	BB	SO	AB	BF
Finch, Jennie	7.0	4	0	0	2	7	24	26

UCLA	IP	H	R	ER	BB	SO	AB	BF
Freed, Amanda	7.0	3	1	1	4	6	25	29

Win - FINCH (32-0). Loss - FREED (21-4). Save - None.
Umpires - HP: Lisa Harvey 1B: Marty Makar 3B: James Welford
Start: 12:20 pm Time: 2:26 Attendance: 4459
Game: 2001GM13

2001 NCAA WCWS- Championship Game
Arizona vs UCLA - Play-by-Play
May 28, 2001 at Oklahoma City, OK (Hall of Fame Stadium)

Score by Innings						R	H	E
Arizona.....	000	100	0	-		1	3	1
UCLA.....	000	000	0	-		0	4	1

Arizona starters: 24/cf BAUER; 4/lf GIORDANO; 32/3b MASCARENAS; 9/1b MANUMA; 27/p FINCH; 42/c COLLINS; 52/rf VANDERGEEST; 25/ss ANDRADE; 7/dh HANSON; 8/2b RIBELLIA;
UCLA starters: 27/ss WATLEY; 44/cf RAMOS; 21/1b MIMS; 33/c NUVEMAN; 20/dh SUA; 22/rf DALE; 7/p FREED; 23/3b AUELUA; 11/2b MEJIA; 3/lf BRAMBILA;

Arizona 1st - BAUER grounded out to ss. GIORDANO grounded out to ss. MASCARENAS walked. MANUMA walked; MASCARENAS advanced to second. FINCH fouled out to 3b. 0 runs, 0 hits, 0 errors, 2 LOB.

UCLA 1st - WATLEY struck out swinging. RAMOS struck out swinging. MIMS grounded out to p. 0 runs, 0 hits, 0 errors, 0 LOB.

Arizona 2nd - COLLINS grounded out to ss. VANDERGEEST struck out swinging. ANDRADE struck out swinging. 0 runs, 0 hits, 0 errors, 0 LOB.

UCLA 2nd - NUVEMAN fouled out to lf. SUA struck out swinging. DALE singled up the middle. FREED fouled out to 3b. 0 runs, 1 hit, 0 errors, 1 LOB.

Arizona 3rd - HANSON singled to shortstop. BAUER reached on a fielder's choice; HANSON out at second ss to 2b. GIORDANO reached on a fielding error by 3b; BAUER advanced to second. MASCARENAS popped up to 2b. MANUMA lined out to 3b. 0 runs, 1 hit, 1 error, 2 LOB.

UCLA 3rd - AUELUA singled through the left side. SIMPSON pinch ran for AUELUA. MEJIA popped up to c, bunt. WATLEY reached on a fielder's choice; SIMPSON out at second 3b to ss. RAMOS grounded out to ss. 0 runs, 1 hit, 0 errors, 1 LOB.

Arizona 4th - AUELUA to 3b for SIMPSON. FINCH lined out to cf. COLLINS homered to center field, RBI. VANDERGEEST struck out swinging. ANDRADE flied out to lf. 1 run, 1 hit, 0 errors, 0 LOB.

UCLA 4th - MIMS walked. RAHN pinch ran for MIMS. NUVEMAN struck out swinging. SUA popped up to ss. DALE struck out swinging. 0 runs, 0 hits, 0 errors, 1 LOB.

Arizona 5th - MIMS to 1b for RAHN. HANSON struck out swinging. BAUER flied out to cf. GIORDANO grounded out to 1b unassisted. 0 runs, 0 hits, 0 errors, 0 LOB.

UCLA 5th - FREED singled up the middle. AUELUA popped up to p, bunt. MEJIA grounded out to 1b unassisted; FREED out at second p to ss. 0 runs, 1 hit, 0 errors, 0 LOB.

Arizona 6th - MASCARENAS walked. MANUMA grounded out to 2b; MASCARENAS advanced to second. FINCH singled to left field; MASCARENAS advanced to third. TORRES to rf for DALE. COLLINS struck out swinging. VANDERGEEST lined out to 2b. 0 runs, 1 hit, 0 errors, 2 LOB.

UCLA 6th - WATLEY singled up the middle, advanced to second on a throwing error by p. RAMOS flied out to lf. MIMS fouled out to 3b. NUVEMAN intentionally walked. HOSHIZAKI pinch ran for NUVEMAN. SUA flied out to lf. 0 runs, 1 hit, 1 error, 2 LOB.

Arizona 7th - NUVEMAN to c for HOSHIZAKI. ANDRADE struck out swinging. HANSON grounded out to 2b. BAUER walked. BAUER stole second. GIORDANO lined out to ss. 0 runs, 0 hits, 0 errors, 1 LOB.

UCLA 7th - DALE pinch hit for TORRES. DALE struck out swinging. FREED popped up to 2b. AUELUA struck out looking. 0 runs, 0 hits, 0 errors, 0 LOB.

2002 National Collegiate Division I Women's

SOFTBALL CHAMPIONSHIP

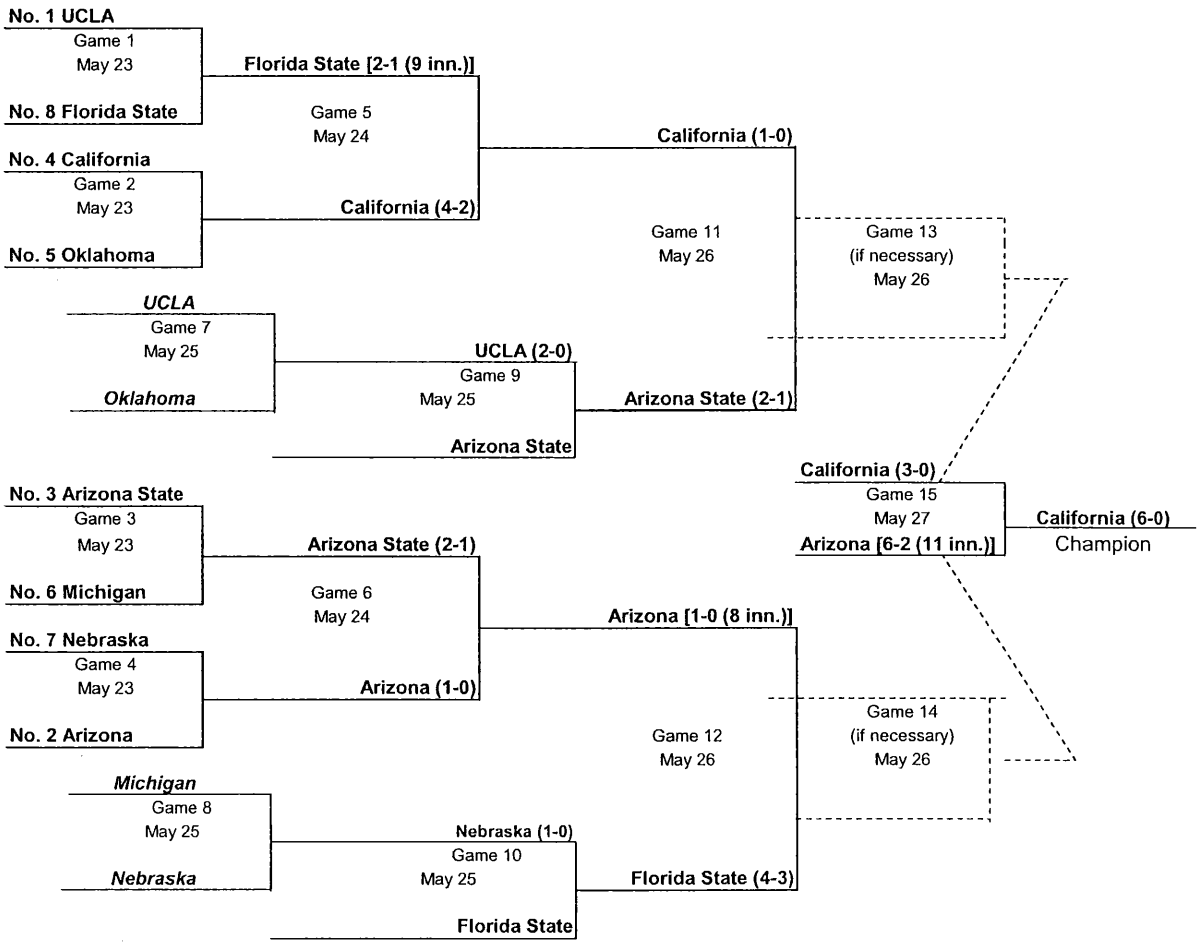

2002 Team Rosters

NCAA Women's College World Series

Arizona Wildcats

No.	Name
2	Rebekah Quiroz
3	Lovieanne Jung
4	Carrie Hagen
5	Crystal Farley
8	Lisha Ribellia
9	Leneah Manuma
12	A. VonLiechtenstein
15	Jenny Gladding
20	Candace Abrams
21	Meaghan Finnerty
22	Courtney Fossatti
27	Jennie Finch
52	Mackenzie Vandergeest
77	Jackie Coburn

Head Coach: Mike Candrea

Arizona State Sun Devils

No.	Name
0	Lindsey Nelson
1	Erica Beach
2	Missy Hixon
4	Kristin Farber
5	Kari Reidhead
7	Kara Brun
8	Jennifer Forner
9	Kristen Swetel
10	Bonnie Brannen
12	Kirsten Voak
13	Phelan Wright
15	Amber Turner
16	Blaire Holck
17	Adriana Garcia
20	Pua Reis
23	Nichole Thompson
37	Erin Wardein
99	Desiree Serrano

Head Coach: Linda Wells

California Golden Bears

No.	Name
2	Chelsea Spencer
4	Courtney Scott
6	Cassie Bobrow
7	Jocelyn Forest
10	Kaleo Eldredge
11	Kristen Bayless
12	Candace Harper
13	LeAnna Hoglen
15	Mikella Pedretti
16	Kelly Anderson
17	Veronica Nelson
18	Roni Rodrigues
20	Eryn Manahan
22	Jennifer Reichhoff
23	Kristen Morley
24	Jessica Pamanian
25	Jennifer Deering
33	Jessica Vernaglia

Head Coach: Diane Ninemire

Florida State Seminoles

No.	Name
2	Becky Brock
3	Julie Jordan
4	Monique Marier
6	Skyla Cox
7	Casey Hunter
8	Kimmy Carter
9	Elisa Velasco
11	Beth Wade
14	Robyn Larson
19	Shundra Colzie
23	Leslie Malerich
24	Jackie Hirschfeld
29	Brandi Stuart
33	Tatiana George
37	Bryttani Lindheim
99	Jessica van der Linden

Head Coach: Dr. Joanne Graf

Michigan Wolverines

No.	Name
1	Amy Prichard
2	Jennifer Kreinbrink
4	Meghan Doe
7	Marissa Young
10	Michelle Teschler
11	Lisa Mack
12	Kelsey Kollen
15	Mary Conner
16	Stefanie Volpe
17	Courtney Murdock
18	Monica Schock
19	Lauren Holland
20	Nicole Motycka
21	Melinda Moulden
23	Liz Elsner
24	Jessica Merchant
25	Meghan Ritter
32	Angie Churchill
44	Courtney Betley

Head Coach: Carol Hutchins

Nebraska Cornhuskers

No.	Name
0	Brianna Bates
1	Anne Steffan
4	Sheena Lawrick
5	Cindy Roethemeyer
8	Leigh Suhr
9	Liz Lawhorn
11	Amanda Bucholz
17	Lisa Wangler
18	Kira Boerkircher
22	Kim Ogee
42	Peaches James
44	Leigh Ann Walker
77	Amber Burgess
88	Nicole Trimboli

Head Coach: Rhonda Revelle

Oklahoma Sooners

No.	Name
1	Adrianne Ratliff
2	Kaycee Clark
3	Kami Keiter
5	Jennifer Stewart
6	Angela Foster
7	Leah Gulla
8	Kelli Braitsch
9	Jessica Leslie
10	Christina Enea
13	Heather Scaglione
14	Jennifer Stump
15	Erin Evans
16	Tiffany Weight
21	Christy Ring
26	Katie Overton
32	Lindsey Abbott

Head Coach: Patty Gasso

UCLA Bruins

No.	Name
2	Erin Rahn
3	Allison Chislock
5	Casey Hiraiwa
7	Amanda Freed
9	Amanda Simpson
10	Crissy Buck
11	Monique Mejia
13	Julie Hoshizaki
14	Keira Goerl
20	Claire Sua
21	Tairia Mims
22	Nicole Sandberg
23	Toria Auelua
27	Natasha Watley
33	Stacey Nuveman
44	Stephanie Ramos

Head Coach: Sue Enquist

2002 Women's College World Series
Batting Leaders (as of Apr 30, 2007)
(All games)

Hitting minimums - 1 Games 10 AB
Pitching minimums - 1 Games 10 IP

Batting avg

1.	Watley, Natasha, UCLA	.462
2.	Farber, Kristin, ASU	.333
	Morley, Kristen, CAL	.333
4.	Spencer, Chelsea, CAL	.308
5.	Pedretti, Mikella, CAL	.300

Slugging pct

1.	Spencer, Chelsea, CAL	.692
2.	Colzie, Shundra, FLST	.467
3.	Watley, Natasha, UCLA	.462
4.	Pamanian, Jessica, CAL	.417
5.	Coburn, Jackie, ARIZ	.375

On base pct

1.	Watley, Natasha, UCLA	.462
2.	Jung, Lovieanne, ARIZ	.438
3.	Morley, Kristen, CAL	.429
4.	Pedretti, Mikella, CAL	.417
5.	Farber, Kristin, ASU	.333

Runs scored

1.	Morley, Kristen, CAL	3
2.	6 tied at	2

Hits

1.	Watley, Natasha, UCLA	6
2.	5 tied at	4

Runs batted in

1.	Coburn, Jackie, ARIZ	4
2.	Carter, Kimmy, FLST	3
	Spencer, Chelsea, CAL	3
	Pamanian, Jessica, CAL	3
5.	4 tied at	2

Doubles

1.	Pamanian, Jessica, CAL	2
	Spencer, Chelsea, CAL	2
3.	10 tied at	1

Triples

Home runs

1.	8 tied at	1

Total bases

1.	Spencer, Chelsea, CAL	9
2.	Colzie, Shundra, FLST	7
	Nuveman, Stacey, UCLA	7
4.	3 tied at	6

Walks

1.	Nelson, Veronica, CAL	9
2.	Manuma, Leneah, ARIZ	6
3.	Nuveman, Stacey, UCLA	4
	Jung, Lovieanne, ARIZ	4
5.	2 tied at	3

Hit by pitch

1.	Finnerty, Meaghan, ARIZ	2
2.	6 tied at	1

Sac bunts

1.	Fossatti, Courtney, ARIZ	3
2.	Finch, Jennie, ARIZ	2
	George, Tatiana, FLST	2
4.	18 tied at	1

Sac flies

1.	Buchholz, Amanda, NEB	1

Stolen bases

1.	Farber, Kristin, ASU	2
	Watley, Natasha, UCLA	2
3.	7 tied at	1

Total plate appearances

1.	10 tied at	16

At bats

1.	Coburn, Jackie, ARIZ	16
2.	Colzie, Shundra, FLST	15
	Stuart, Brandi, FLST	15
	van der Linden, Jess, FLST.	15
5.	3 tied at	14

Steal attempts

1.	Watley, Natasha, UCLA	3
2.	Clark, Kaycee, OKLA	2
	Farber, Kristin, ASU	2
4.	9 tied at	1

Strikeouts

1.	Wade, Beth, FLST	8
2.	Stuart, Brandi, FLST	6
3.	Coburn, Jackie, ARIZ	5
	Gladding, Jenny, ARIZ	5
5.	10 tied at	4

Caught stealing

1.	Eldredge, Kaleo, CAL	1
	Trimboli, Nicole, NEB	1
	Clark, Kaycee, OKLA	1
	Watley, Natasha, UCLA	1
	Ogee, Kim, NEB	1

Grounded into DP

1.	Marier, Monique, FLST	1
	Spencer, Chelsea, CAL	1
	Bayless, Kristen, CAL	1

2002 Women's College World Series
Pitching Leaders (as of Apr 30, 2007)
(All games)

Hitting minimums - 1 Games 10 AB
Pitching minimums - 1 Games 10 IP

Earned run avg

1. Goerl, Keira, UCLA	0.35
2. Forest, Jocelyn, CAL	0.50
3. Beach, Erica, ASU	0.75
4. Stewart, Jennifer, OKLA	1.20
5. Finch, Jennie, ARIZ	1.50

Opposing bat avg

1. Goerl, Keira, UCLA	.078
2. Forest, Jocelyn, CAL	.101
3. Finch, Jennie, ARIZ	.130
4. James, Peaches, NEB	.167
5. Beach, Erica, ASU	.170

Innings pitched

1. Finch, Jennie, ARIZ	32.2
2. Beach, Erica, ASU	28.0
Forest, Jocelyn, CAL	28.0
Malerich, Leslie, FLST	28.0
5. Goerl, Keira, UCLA	20.0

Batters struck out

1. Finch, Jennie, ARIZ	37
2. Forest, Jocelyn, CAL	33
3. Goerl, Keira, UCLA	20
4. Malerich, Leslie, FLST	14
Beach, Erica, ASU	14

Batters SO out looking

1. Finch, Jennie, ARIZ	10
2. Forest, Jocelyn, CAL	9
3. Malerich, Leslie, FLST	6
4. Goerl, Keira, UCLA	5
Walker, Leigh Ann, NEB	5

Wins

1. Forest, Jocelyn, CAL	4
2. Finch, Jennie, ARIZ	3
3. Malerich, Leslie, FLST	2
Beach, Erica, ASU	2
5. 2 tied at	1

Saves

Appearances

1. Finch, Jennie, ARIZ	4
Forest, Jocelyn, CAL	4
Malerich, Leslie, FLST	4
Beach, Erica, ASU	4
5. 2 tied at	3

Games started

1. Forest, Jocelyn, CAL	4
Finch, Jennie, ARIZ	4
3. Malerich, Leslie, FLST	3
4. 4 tied at	2

Games finished

1. Beach, Erica, ASU	2
2. 7 tied at	1

Games in relief

1. Beach, Erica, ASU	2
2. 7 tied at	1

Sac bunts allowed

1. Malerich, Leslie, FLST	4
Finch, Jennie, ARIZ	4
Beach, Erica, ASU	4
4. James, Peaches, NEB	3
Forest, Jocelyn, CAL	3

Sac flies allowed

1. Malerich, Leslie, FLST	1

Losses

1. James, Peaches, NEB	2
Malerich, Leslie, FLST	2
Beach, Erica, ASU	2
Stewart, Jennifer, OKLA	2
5. 5 tied at	1

Runners picked off

1. Carter, Kimmy, FLST	2

Wild pitches

1. van der Linden, Jess, FLST.	1
Finch, Jennie, ARIZ	1
Goerl, Keira, UCLA	1

Balks

Hit batters

1. Beach, Erica, ASU	3
2. Finch, Jennie, ARIZ	2
3. James, Peaches, NEB	1
Malerich, Leslie, FLST	1
Forest, Jocelyn, CAL	1

Intentional BB allowed

1. Beach, Erica, ASU	3
2. Malerich, Leslie, FLST	2
3. 6 tied at	1

Hits allowed

1. Goerl, Keira, UCLA	5
2. James, Peaches, NEB	7
3. Forest, Jocelyn, CAL	9
4. Stewart, Jennifer, OKLA	13
5. Finch, Jennie, ARIZ	14

Runs allowed

1. Goerl, Keira, UCLA	2
Forest, Jocelyn, CAL	2
3. James, Peaches, NEB	3
4. Beach, Erica, ASU	6
Stewart, Jennifer, OKLA	6

Earned runs allowed

1. Goerl, Keira, UCLA	1
2. Stewart, Jennifer, OKLA	2
Forest, Jocelyn, CAL	2
4. James, Peaches, NEB	3
Beach, Erica, ASU	3

Walks allowed

1. James, Peaches, NEB	3
2. Forest, Jocelyn, CAL	4
3. Stewart, Jennifer, OKLA	5
4. Goerl, Keira, UCLA	7
5. Beach, Erica, ASU	11

Doubles allowed

1. Malerich, Leslie, FLST	0
Goerl, Keira, UCLA	0
Forest, Jocelyn, CAL	0
4. Finch, Jennie, ARIZ	1
James, Peaches, NEB	1

Triples allowed

1. Malerich, Leslie, FLST.....	0
Goerl, Keira, UCLA.....	0
Forest, Jocelyn, CAL.....	0
Finch, Jennie, ARIZ.....	0
James, Peaches, NEB.....	0

Home runs allowed

1. Beach, Erica, ASU.....	0
2. Finch, Jennie, ARIZ.....	1
James, Peaches, NEB.....	1
Forest, Jocelyn, CAL.....	1
Goerl, Keira, UCLA.....	1

2002 Women's College World Series
Fielding Leaders (as of Apr 30, 2007)
(All games)

Hitting minimums - 1 Games
Pitching minimums - 1 Games 10 IP

Fielding pct

1. Wade, Beth, FLST.....	1.000
VandergeestMackenzie, ARIZ.	1.000
Scott, Courtney, CAL.....	1.000
Thompson, Nichole, ASU.....	1.000
Mims, Tairia, UCLA.....	1.000

Chances

1. Wade, Beth, FLST.....	41
2. VandergeestMackenzie, ARIZ.	39
3. Scott, Courtney, CAL.....	38
4. Thompson, Nichole, ASU.....	36
5. George, Tatiana, FLST.....	31

Putouts

1. VandergeestMackenzie, ARIZ.	37
Wade, Beth, FLST.....	37
3. Scott, Courtney, CAL.....	35
4. Thompson, Nichole, ASU.....	33
5. 2 tied at.....	26

Assists

1. George, Tatiana, FLST.....	15
2. Jung, Lovieanne, ARIZ.....	11
Auelua, Toria, UCLA.....	11
4. Brun, Kara, ASU.....	10
5. 2 tied at.....	9

Fielding double plays

1. Ribellia, Lisha, ARIZ.....	2
Brun, Kara, ASU.....	2
Jung, Lovieanne, ARIZ.....	2
Thompson, Nichole, ASU.....	2
5. 6 tied at.....	1

Passed balls

1. Garcia, Adriana, ASU.....	1

Catchers interference

Steal attempts against

1. Carter, Kimmy, FLST.....	4
2. Schock, Monica, MICH.....	3
Malerich, Leslie, FLST.....	3
4. 7 tied at.....	2

Stolen bases against

1. Carter, Kimmy, FLST.....	3
2. 5 tied at.....	2

Caught stealing by

1. Schock, Monica, MICH.....	2
2. 8 tied at.....	1

Errors

1. George, Tatiana, FLST.....	3
2. 5 tied at.....	2

2002 Women's College World Series
Overall Statistics (as of Apr 30, 2007)
(All games Sorted by Batting avg)

Team	AVG	G	AB	R	H	2B	3B	HR	RBI	TB	SLG%	BB	HBP	SO	GDP	OB%	SF	SH	SB-ATT	PO	A	E	FLD%
UCLA	.229	3	83	4	19	1	0	1	4	23	.277	11	1	3	0	.326	0	3	2-3	69	33	3	.971
California	.219	4	96	14	21	5	0	1	9	29	.302	18	1	9	2	.348	0	3	0-1	84	21	1	.991
Nebraska	.191	3	68	4	13	2	0	0	4	15	.221	6	1	19	0	.263	1	3	1-3	60	13	7	.913
Arizona	.156	4	109	8	17	1	0	3	7	27	.248	15	3	29	0	.276	0	7	1-1	99	33	4	.971
Florida State	.144	4	118	8	17	2	0	2	6	25	.212	9	1	41	1	.211	0	3	2-2	102	46	6	.961
Oklahoma	.133	2	45	2	6	0	0	1	2	9	.200	7	0	17	0	.250	0	1	2-3	39	16	6	.902
Arizona State	.108	4	93	4	10	2	0	0	4	12	.129	9	1	26	0	.194	0	2	2-2	84	40	2	.984
Michigan	.067	2	45	1	3	1	0	0	1	4	.089	4	0	14	0	.143	0	3	1-1	39	19	2	.967
Totals	.161	26	657	45	106	14	0	8	37	144	.219	79	8	158	3	.259	1	25	11-16	576	221	31	.963

(All games Sorted by Earned run avg)

Team	ERA	W-L	G	CG	SHO/CBO	SV	IP	H	R	ER	BB	SO	2B	3B	HR	AB	B/Avg	WP	HBP	BK	SFA	SHA
California	0.50	4-0	4	4	3/0	0	28.0	9	2	2	4	33	0	0	1	89	.101	0	1	0	0	3
Arizona State	0.75	2-2	4	2	0/0	0	28.0	16	6	3	11	14	3	0	0	94	.170	0	3	0	0	4
UCLA	0.91	1-2	3	2	1/0	0	23.0	9	4	3	10	22	1	0	1	77	.117	1	0	0	0	2
Oklahoma	1.08	0-2	2	1	0/0	0	13.0	13	6	2	5	4	2	0	1	51	.255	0	0	0	0	1
Nebraska	1.40	1-2	3	1	1/1	0	20.0	10	5	4	6	24	2	0	1	71	.141	0	1	0	0	4
Arizona	1.48	3-1	4	3	2/0	0	33.0	15	8	7	17	37	2	0	1	110	.136	1	2	0	0	4
Michigan	1.62	0-2	2	1	0/0	0	13.0	9	3	3	4	10	3	0	0	44	.205	0	0	0	0	2
Florida State	2.06	2-2	4	3	0/0	0	34.0	25	11	10	22	14	1	0	3	121	.207	1	1	0	1	5
Totals	1.24	13-13	26	17	7/1	0	192.0	106	45	34	79	158	14	0	8	657	.161	3	8	0	1	25

PB - Sun Devils 1. Pickoffs - Seminoles 2.

(All games Sorted by Fielding pct)

Team	C	PO	A	E	FLD%	DPs	SBA	CSB	SBA%	PB	CI
California	106	84	21	1	.991	0	1	1	.500	0	0
Arizona State	126	84	40	2	.984	2	1	0	1.000	1	0
UCLA	105	69	33	3	.971	0	2	0	1.000	0	0
Arizona	136	99	33	4	.971	2	2	0	1.000	0	0
Michigan	60	39	19	2	.967	0	1	2	.333	0	0
Florida State	154	102	46	6	.961	1	3	1	.750	0	0
Nebraska	80	60	13	7	.913	0	1	0	1.000	0	0
Oklahoma	61	39	16	6	.902	1	0	1	.000	0	0
Totals	828	576	221	31	.963	6	11	5	.688	1	0

2002 NCAA WCWS- Championship Game
California vs Arizona
May 27, 2002 at Oklahoma City, OK (Hall of Fame Stadium)

California 6 (56-19)

Player	AB	R	H	RBI	BB	SO	PO	A	LOB
Eldredge, Kaleo cf.....	2	1	0	0	1	0	0	0	0
Morley, Kristen rf.....	2	1	1	0	2	0	0	0	0
Harper, Candace 3b.....	4	0	1	1	0	1	0	1	0
Rodrigues, Roni pr.....	0	1	0	0	0	0	0	0	0
Nelson, Veronica 1b.....	2	1	0	0	2	0	4	0	3
Deering, Jennifer pr....	0	0	0	0	0	0	0	0	0
Scott, Courtney c.....	2	1	0	1	2	0	10	0	0
Pamanian, Jessica 2b.....	3	1	2	3	0	0	3	0	0
Spencer, Chelsea ss.....	4	0	1	1	0	0	2	0	0
Pedretti, Mikella dh.....	2	0	0	0	2	0	0	0	1
Bayless, Kristen lf.....	4	0	1	0	0	1	2	0	5
Forest, Jocelyn p.....	0	0	0	0	0	0	0	2	0
Totals.....	25	6	6	6	9	2	21	3	9

Arizona 0 (55-12)

Player	AB	R	H	RBI	BB	SO	PO	A	LOB
Jung, Lovieanne ss.....	0	0	0	0	3	0	1	4	0
Fossatti, Courtney lf....	2	0	0	0	0	0	0	0	2
Finch, Jennie p/dh.....	3	0	0	0	0	0	1	1	0
Manuma, Leneah 1b.....	3	0	0	0	0	2	8	0	1
VandergeestMackenzie c...	3	0	1	0	0	1	2	1	0
Coburn, Jackie 3b.....	3	0	0	0	0	2	1	2	1
Gladding, Jenny dh/p.....	3	0	0	0	0	1	0	0	0
Finnerty, Meaghan rf.....	1	0	0	0	0	0	1	0	0
Farley, Crystal cf.....	2	0	0	0	0	2	1	0	0
Ribellia, Lisha 2b/pr....	0	0	0	0	0	0	6	3	0
Totals.....	20	0	1	0	3	8	21	11	4

Score by Innings		R	H	E
California.....	000 000 6 -	6	6	1
Arizona.....	000 000 0 -	0	1	2

E - ELDREDGE(2); MANUMA(2); FARLEY(2). DP - Wildcats 1. LOB - Golden Bears 9; Wildcats 4. 2B - PAMANIAN(9); SPENCER(15). SH - ELDREDGE(8); PAMANIAN(7); FOSSATTI(6); FINNERTY(1).

California	IP	H	R	ER	BB	SO	AB	BF
Forest, Jocelyn.....	7.0	1	0	0	3	8	20	25

Arizona	IP	H	R	ER	BB	SO	AB	BF
Finch, Jennie.....	6.2	5	6	6	8	2	23	33
Gladding, Jenny.....	0.1	1	0	0	1	0	2	3

Win - FOREST. Loss - FINCH. Save - None.
Umpires - HP: Bryan Smith 1B: Marty Makar 3B: Harley Anderson
Start: 12:25 pm Time: 2:23 Attendance: 5055
Game: 2002GM13

2002 NCAA WCWS- Championship Game
California vs Arizona - Play-by-Play
May 27, 2002 at Oklahoma City, OK (Hall of Fame Stadium)

Score by Innings										R	H	E
California.....	0	0	0	6	-					6	6	1
Arizona.....	0	0	0	0	-					0	1	2

California starters: 10/cf ELDREDGE; 23/rf MORLEY; 12/3b HARPER; 17/1b NELSON; 4/c SCOTT; 24/2b PAMANIAN; 2/ss SPENCER; 15/dh PEDRETTI; 11/lf BAYLESS; 7/p FOREST;
Arizona starters: 3/ss JUNG; 22/lf FOSSATTI; 27/p FINCH; 9/1b MANUMA; 52/c VANDERGEEST; 77/3b COBURN; 15/dh GLADDING; 21/rf FINNERTY; 5/cf FARLEY; 8/2b RIBELLIA;

California 1st - ELDREDGE grounded out to 2b. MORLEY grounded out to ss. HARPER grounded out to 3b. 0 runs, 0 hits, 0 errors, 0 LOB.

Arizona 1st - JUNG walked. FOSSATTI fouled out to c, bunt. FINCH fouled out to 2b. JUNG out at first 1b unassisted, runner left early. 0 runs, 0 hits, 0 errors, 0 LOB.

California 2nd - NELSON walked. DEERING pinch ran for NELSON. SCOTT reached on a fielder's choice; DEERING out at second ss to 2b. PAMANIAN reached on a fielding error by 1b, advanced to second on the throw; SCOTT advanced to third. SPENCER grounded out to 1b unassisted. PEDRETTI walked. BAYLESS popped up to 3b. 0 runs, 0 hits, 1 error, 3 LOB.

Arizona 2nd - NELSON to 1b for DEERING. MANUMA grounded out to 1b unassisted. VANDERGEEST popped up to ss. COBURN struck out swinging. 0 runs, 0 hits, 0 errors, 0 LOB.

California 3rd - ELDREDGE grounded out to 2b. MORLEY walked. HARPER struck out swinging. NELSON flied out to rf. 0 runs, 0 hits, 0 errors, 1 LOB.

Arizona 3rd - GLADDING reached on an error by cf, advanced to second. RIBELLIA pinch ran for GLADDING. / for RIBELLIA. FINNERTY out at first p to 2b, SAC, bunt; RIBELLIA advanced to third. FARLEY struck out swinging. JUNG intentionally walked. FOSSATTI fouled out to c. 0 runs, 0 hits, 1 error, 2 LOB.

California 4th - GLADDING to dh for RIBELLIA. RIBELLIA to 2b. SCOTT walked. PAMANIAN out at first c to 2b, SAC, bunt; SCOTT advanced to second. SPENCER lined out to 2b. PEDRETTI lined out to p. 0 runs, 0 hits, 0 errors, 1 LOB.

Arizona 4th - FINCH popped up to ss. MANUMA struck out swinging. VANDERGEEST singled to left center. COBURN flied out to lf. 0 runs, 1 hit, 0 errors, 1 LOB.

California 5th - BAYLESS singled through the right side. ELDREDGE out at first 3b to 2b, SAC, bunt; BAYLESS advanced to second. MORLEY walked. HARPER popped up to 2b. NELSON reached on a fielder's choice; MORLEY out at second ss to 2b. 0 runs, 1 hit, 0 errors, 2 LOB.

Arizona 5th - GLADDING grounded out to 1b unassisted. FINNERTY flied out to lf. FARLEY struck out looking. 0 runs, 0 hits, 0 errors, 0 LOB.

California 6th - SCOTT grounded out to p. PAMANIAN singled down the rf line. SPENCER grounded into double play 2b to ss to 1b; PAMANIAN out on the play. 0 runs, 1 hit, 0 errors, 0 LOB.

Arizona 6th - JUNG walked. FOSSATTI out at first p to 2b, SAC, bunt; JUNG advanced to second. FINCH grounded out to 3b. MANUMA struck out swinging. 0 runs, 0 hits, 0 errors, 1 LOB.

California 7th - PEDRETTI flied out to cf. BAYLESS struck out looking. ELDREDGE walked. MORLEY singled to left field; ELDREDGE advanced to second. HARPER singled to center field, RBI, advanced to second on a throwing error by cf; MORLEY advanced to third; ELDREDGE scored. NELSON intentionally walked. RODRIGUES pinch ran for HARPER. SCOTT walked, RBI; NELSON advanced to second; RODRIGUES advanced to third; MORLEY scored. PAMANIAN doubled to center field, 3 RBI; SCOTT scored; NELSON scored; RODRIGUES scored. FINCH to dh. GLADDING to p. SPENCER doubled to left field, RBI; PAMANIAN scored. PEDRETTI walked. BAYLESS fouled out to 1b. 6 runs, 4 hits, 1 error, 2 LOB.

Arizona 7th - HARPER to 3b for RODRIGUES. VANDERGEEST struck out swinging. COBURN struck out swinging. GLADDING struck out swinging. 0 runs, 0 hits, 0 errors, 0 LOB.

2003 National Collegiate Division I Women's

SOFTBALL CHAMPIONSHIP

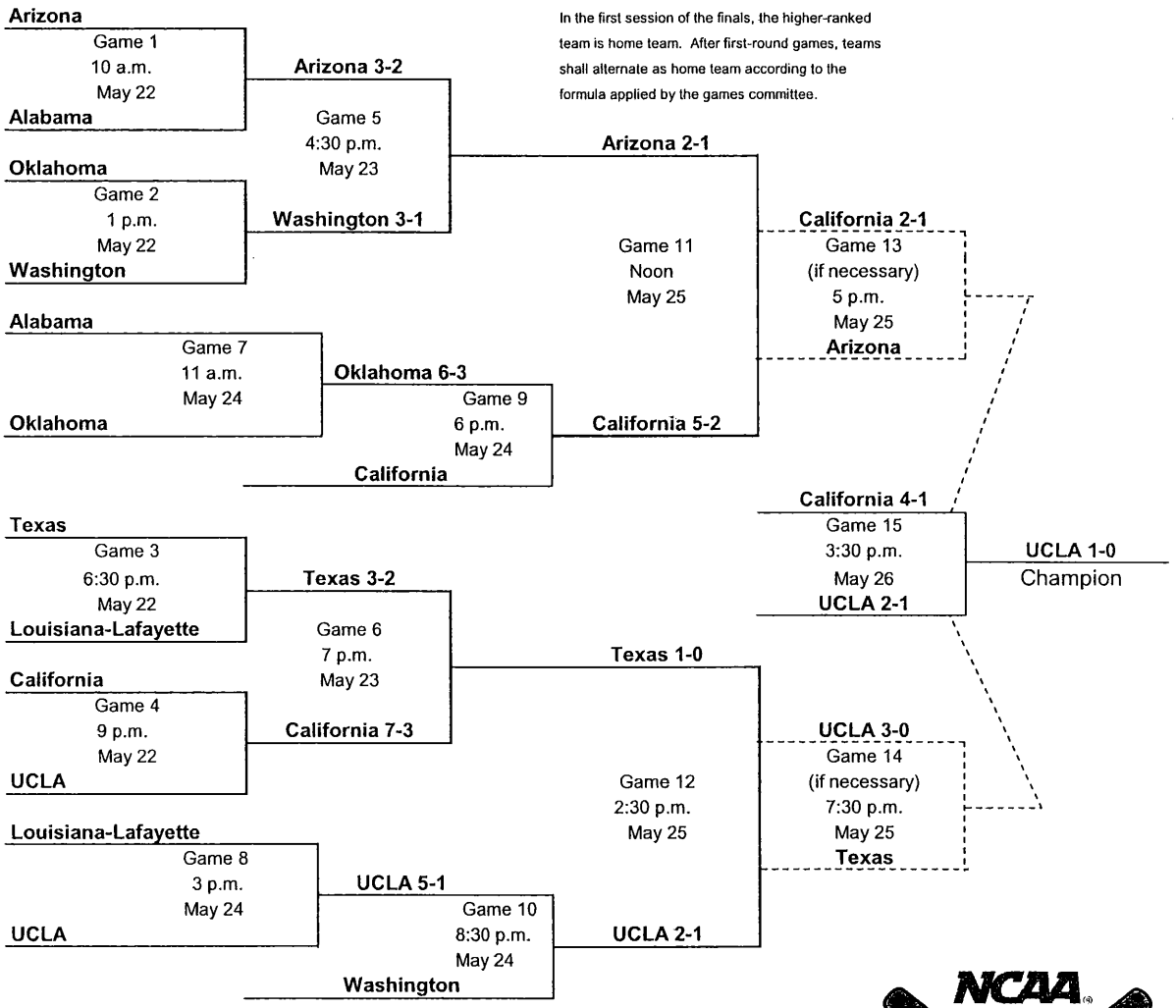

In the first session of the finals, the higher-ranked team is home team. After first-round games, teams shall alternate as home team according to the formula applied by the games committee.

Finals played at ASA Hall of Fame Stadium, Oklahoma City, Oklahoma.
Eight eight-team regionals will be played at campus sites.

Bracket note:

1. If the winner of Game 9 defeats the winner of Game 5, then Game 13 is necessary.
2. If the winner of Game 10 defeats the winner of Game 6, then then Game 14 is necessary.
3. If Game 14 is the only necessary game of the evening, it will be played at 5 p.m.

*Note: The NCAA Division Women's Softball Committee reserves the right to revise the schedule (i.e., game times) in the event weather conditions and/or media/television commitments require such.

ALL TIMES ARE LOCAL (CENTRAL) TIME

PLEASE CONSULT THE NCAA WEB SITE UNDER "TV SHCHEDULE" FOR ESPN AND ESPN2 LISTINGS AND GAME TIMES

NCAA 2003 WOMEN'S COLLEGE WORLD SERIES OKLAHOMA CITY

2003 Team Rosters

NCAA Women's College World Series

Alabama Crimson Tide

No.	Name
3	Jennifer Reach
4	Angela Johnson
5	Emily Currie
7	Deasy Phillips
8	Lacy Prejean
9	Leah White
10	Capper Reed
11	Jennifer Wright
13	Jackie McClain
16	Erin Wright
17	Dominique Accetturo
19	Staci Ramsey
20	Ashley Courtney
21	Jackie Wilkins
23	Casey Cockrum
24	Stephanie VanBrakle

Head Coach: Pat Murphy

Arizona Wildcats

No.	Name
0	Autumn Champion
2	Wendy Allen
3	Lovieanne Jung
5	Crystal Farley
6	Shelly Schultz
7	Samantha Quintero
8	Lisha Ribellia
12	A. VonLiechtenstein
17	Leslie Wolfe
20	Candace Abrams
22	Courtney Fossatti
33	Erin Palomarez
44	Alicia Hollowell
52	Mackenzie Vandergeest
77	Jackie Coburn

Head Coach: Mike Candrea

California Golden Bears

No.	Name
1	Kristina Thorson
2	Chelsea Spencer
4	Courtney Scott
5	Lindsay James
9	Haley Woods
10	Kaleo Eldredge
11	Kristen Bayless
12	Cassie Bobrow
13	LeAnna Hoglen
15	Mikella Pedretti
16	Kelly Anderson
17	Veronica Nelson
18	Roni Rodrigues
19	Vicky Galindo
20	Eryn Manahan
23	Kristen Morley
24	Jessica Pamanian
25	Jennifer Deering
29	Linzi Wescott
33	Jessica Vernaglia

Head Coach: Diane Ninemire

Louisiana-Lafayette Ragin' Cajuns

No.	Name
3	Summar Lapeyrouse
5	Crystal George
6	Brittany Bryant
7	Michelle Bergeaux
8	Tiffany Hebert
9	Afton Thoms
10	Jill Robertson
12	Michael Parrott
13	Brooke Mitchell
15	Rachel Reese
16	Natalie Hamby
17	Becky McMurtry
18	Joy Webre
19	Ashley Evans
21	Tiffany Grayson
22	Danyele Gomez
23	Lauren Castle
25	Leslie Pierce

Head Coaches: Michael & Stefni Lotief

Oklahoma Sooners

No.	Name
2	April Valdez
3	Kami Keiter
4	Kristin Vesely
5	Nicole Denes
7	Leah Gulla
8	Kelli Braitsch
9	Jessica Leslie
10	Christina Enea
13	Heather Scaglione
14	Jennifer Stump
15	Erin Evans
16	Tiffany Weight
17	Dana Askins
23	Lori Shimasaki
26	Katie Overton
28	Mariee Mena
30	Nicki Holt

Head Coach: Patty Gasso

Texas Longhorns

No.	Name
2	Tamara Poppe
3	Lindsay Gardner
5	Chez Sievers
7	Alexis Garcia
8	Cat Osterman
9	Sarah Wieszczak
10	Martha Rac
11	Samantha Murphy
12	Amy Bradford
13	Tiffany Anders
16	Melanie Jarrett
17	Marlo Hanks
21	Amber Hall
22	Tina Boutelle
23	Sarah Stelly
24	Wynter Turner
27	Lizi Sowers

Head Coach: Connie Clark

UCLA Bruins

No.	Name
2	Andrea Duran
3	Allison Chislock
5	Alissa Eno
9	Amanda Simpson
10	Erica Corley
11	Monique Mejia
13	Julie Hoshizaki
14	Keira Goerl
19	Caitlyn Benyi
20	Claire Sua
21	Tairia Mims
22	Nicole Sandberg
23	Toria Auelua
24	Emily Zaplatosch
27	Natasha Watley
33	Michelle Turner
44	Stephanie Ramos

Head Coach: Sue Enquist

Washington Huskies

No.	Name
2	Courtney Jeffries
3	Dena Tyson
6	Megan Owen
7	Aimee Minor
12	Rita Roach
13	Traci Tawney
14	Ashley Boek
16	Jessica Wilkinson
17	Amanda Oleson
21	Kathy Fiske
22	Callie Bergan
23	Sarah Hyatt
24	Tia Bollinger
25	Amy Hanson
31	Kristen Rivera
44	Jaime Clark

Head Coach: Teresa Wilson

2003 Women's College World Series
Batting Leaders (as of Apr 30, 2007)
(All games)

Hitting minimums - 1 Games 10 AB
Pitching minimums - 1 Games 10 IP

Batting avg

1.	Watley, Natasha, UCLA	.440
2.	Jung, Lovieanne, ARIZ	.417
3.	Mims, Tairia, UCLA	.400
4.	Farley, Crystal, ARIZ	.364
	Poppe, Tamara, TEXAS	.364

Slugging pct

1.	Mims, Tairia, UCLA	1.067
2.	Nelson, Veronica, CAL	.800
3.	Poppe, Tamara, TEXAS	.727
4.	Watley, Natasha, UCLA	.600
5.	Jung, Lovieanne, ARIZ	.500

On base pct

1.	Nelson, Veronica, CAL	.680
2.	Mims, Tairia, UCLA	.609
3.	Jung, Lovieanne, ARIZ	.500
4.	Watley, Natasha, UCLA	.440
5.	Poppe, Tamara, TEXAS	.417

Runs scored

1.	Eldredge, Kaleo, CAL	5
	Watley, Natasha, UCLA	5
3.	Spencer, Chelsea, CAL	4
4.	4 tied at	3

Hits

1.	Watley, Natasha, UCLA	11
2.	Spencer, Chelsea, CAL	7
3.	Galindo, Vicky, CAL	6
	Mims, Tairia, UCLA	6
5.	Jung, Lovieanne, ARIZ	5

Runs batted in

1.	Mims, Tairia, UCLA	6
2.	Spencer, Chelsea, CAL	5
3.	4 tied at	3

Doubles

1.	Watley, Natasha, UCLA	2
	Gulla, Leah, OKLA	2
3.	13 tied at	1

Triples

1.	Watley, Natasha, UCLA	1

Home runs

1.	Mims, Tairia, UCLA	3
2.	Nelson, Veronica, CAL	2
	Stump, Jennifer, OKLA	2
4.	13 tied at	1

Total bases

1.	Mims, Tairia, UCLA	16
2.	Watley, Natasha, UCLA	15
3.	Stump, Jennifer, OKLA	11
4.	Spencer, Chelsea, CAL	10
5.	3 tied at	8

Walks

1.	Nelson, Veronica, CAL	15
2.	Mims, Tairia, UCLA	7
3.	Eldredge, Kaleo, CAL	6
4.	Zaplatosch, Emily, UCLA	5
5.	2 tied at	4

Hit by pitch

1.	Sua, Claire, UCLA	2
2.	Champion, Autumn, ARIZ	1
	Mims, Tairia, UCLA	1

Sac bunts

1.	Woods, Haley, CAL	4
2.	Spencer, Chelsea, CAL	3
	VandergeestMackenzie, ARIZ	3
4.	4 tied at	2

Sac flies

1.	Ramsey, Staci, ALA	1

Stolen bases

1.	Boutelle, Tina, TEXAS	3
2.	12 tied at	1

Total plate appearances

1.	Galindo, Vicky, CAL	27
2.	Scott, Courtney, CAL	26
	Woods, Haley, CAL	26
4.	5 tied at	25

At bats

1.	Watley, Natasha, UCLA	25
	Scott, Courtney, CAL	25
3.	Galindo, Vicky, CAL	24
4.	James, Lindsay, CAL	23
5.	2 tied at	22

Steal attempts

1.	Boutelle, Tina, TEXAS	3
2.	Watley, Natasha, UCLA	2
3.	12 tied at	1

Strikeouts

1.	James, Lindsay, CAL	10
2.	Scott, Courtney, CAL	8
3.	Woods, Haley, CAL	7
4.	Eldredge, Kaleo, CAL	6
5.	6 tied at	5

Caught stealing

1.	Clark, Jaime, WASH	1
	Watley, Natasha, UCLA	1

Grounded into DP

1.	Ramos, Stephanie, UCLA	1
	Jung, Lovieanne, ARIZ	1
	Hall, Amber, TEXAS	1

2003 Women's College World Series
Pitching Leaders (as of Apr 30, 2007)
(All games)

Hitting minimums - 1 Games 10 AB
Pitching minimums - 1 Games 10 IP

Earned run avg

1.	Goerl, Keira, UCLA	0.60
2.	Anderson, Kelly, CAL	0.88
3.	Osterman, Cat, TEXAS	1.14
4.	Bollinger, Tia, WASH	1.17
5.	Hollowell, Alicia, ARIZ	1.73

Opposing bat avg

1.	Goerl, Keira, UCLA	.113
2.	Osterman, Cat, TEXAS	.129
3.	Anderson, Kelly, CAL	.152
4.	Keiter, Kami, OKLA	.155
5.	Hollowell, Alicia, ARIZ	.183

Innings pitched

1.	Anderson, Kelly, CAL	48.0
2.	Goerl, Keira, UCLA	47.0
3.	Hollowell, Alicia, ARIZ	32.1
4.	Osterman, Cat, TEXAS	24.2
5.	Keiter, Kami, OKLA	23.0

Batters struck out

1.	Osterman, Cat, TEXAS	46
2.	Hollowell, Alicia, ARIZ	45
3.	Goerl, Keira, UCLA	44
4.	Anderson, Kelly, CAL	27
5.	Keiter, Kami, OKLA	18

Batters SO out looking

1.	Osterman, Cat, TEXAS	16
2.	Goerl, Keira, UCLA	13
3.	Hollowell, Alicia, ARIZ	10
4.	Keiter, Kami, OKLA	9
5.	Anderson, Kelly, CAL	7

Wins

1.	Goerl, Keira, UCLA	5
2.	Anderson, Kelly, CAL	3
3.	Hollowell, Alicia, ARIZ	2
	Osterman, Cat, TEXAS	2
5.	3 tied at	1

Saves

Appearances

1.	Goerl, Keira, UCLA	6
	Anderson, Kelly, CAL	6
3.	Osterman, Cat, TEXAS	4
	Hollowell, Alicia, ARIZ	4
5.	2 tied at	3

Games started

1.	Goerl, Keira, UCLA	6
2.	Anderson, Kelly, CAL	5
3.	Hollowell, Alicia, ARIZ	4
	Osterman, Cat, TEXAS	4
5.	Keiter, Kami, OKLA	3

Games finished

1.	Thorson, Kristina, CAL	2
	VanBrakle, Stephanie, ALA	2
3.	4 tied at	1

Games in relief

1.	VanBrakle, Stephanie, ALA	2
	Thorson, Kristina, CAL	2
3.	5 tied at	1

Sac bunts allowed

1.	Anderson, Kelly, CAL	7
2.	Hollowell, Alicia, ARIZ	5
3.	Goerl, Keira, UCLA	4
4.	Bollinger, Tia, WASH	3
5.	4 tied at	2

Sac flies allowed

1.	Keiter, Kami, OKLA	1

Losses

1.	7 tied at	2

Runners picked off

1.	Rivera, Kristen, WASH	1
	Scott, Courtney, CAL	1

Wild pitches

1.	Hollowell, Alicia, ARIZ	2
2.	Osterman, Cat, TEXAS	1
	Goerl, Keira, UCLA	1
	VanBrakle, Stephanie, ALA	1

Balks

Hit batters

1.	Thorson, Kristina, CAL	1
	Osterman, Cat, TEXAS	1
	Mitchell, Brooke, ULL	1
	Anderson, Kelly, CAL	1

Intentional BB allowed

1.	Hollowell, Alicia, ARIZ	7
2.	Goerl, Keira, UCLA	5
3.	Anderson, Kelly, CAL	2
4.	Bradford, Amy, TEXAS	1

Hits allowed

1.	Bollinger, Tia, WASH	9
2.	Osterman, Cat, TEXAS	11
3.	Mitchell, Brooke, ULL	12
4.	VanBrakle, Stephanie, ALA	13
	Keiter, Kami, OKLA	13

Runs allowed

1.	Bollinger, Tia, WASH	2
2.	Osterman, Cat, TEXAS	5
3.	VanBrakle, Stephanie, ALA	6
4.	Anderson, Kelly, CAL	8
	Mitchell, Brooke, ULL	8

Earned runs allowed

1.	Bollinger, Tia, WASH	2
2.	Osterman, Cat, TEXAS	4
	Goerl, Keira, UCLA	4
4.	Anderson, Kelly, CAL	6
	VanBrakle, Stephanie, ALA	6

Walks allowed

1.	Bollinger, Tia, WASH	1
2.	VanBrakle, Stephanie, ALA	3
3.	Osterman, Cat, TEXAS	6
4.	Mitchell, Brooke, ULL	8
5.	Keiter, Kami, OKLA	12

Doubles allowed

1.	Osterman, Cat, TEXAS	0
2.	Hollowell, Alicia, ARIZ	1
	Bollinger, Tia, WASH	1
	Keiter, Kami, OKLA	1
5.	VanBrakle, Stephanie, ALA	2

Triples allowed

1.	Osterman, Cat, TEXAS.....	0
	Hollowell, Alicia, ARIZ....	0
	Bollinger, Tia, WASH.....	0
	Keiter, Kami, OKLA.....	0
	VanBrakle, Stephanie, ALA..	0

Home runs allowed

1.	VanBrakle, Stephanie, ALA..	0
2.	Bollinger, Tia, WASH.....	1
3.	Goerl, Keira, UCLA.....	2
	Osterman, Cat, TEXAS.....	2
	Anderson, Kelly, CAL.....	2

2003 Women's College World Series
Fielding Leaders (as of Apr 30, 2007)
(All games)

Hitting minimums - 1 Games
Pitching minimums - 1 Games 10 IP

Fielding pct

1.	Sua, Claire, UCLA.....	1.000
	Zaplatosch, Emily, UCLA....	1.000
	Hanks, Marlo, TEXAS.....	1.000
	VandergeestMackenzie, ARIZ.	1.000
	Scott, Courtney, CAL.....	1.000

Chances

1.	Nelson, Veronica, CAL.....	77
2.	Sua, Claire, UCLA.....	55
3.	Zaplatosch, Emily, UCLA....	52
4.	VandergeestMackenzie, ARIZ.	48
	Hanks, Marlo, TEXAS.....	48

Putouts

1.	Nelson, Veronica, CAL.....	71
2.	Sua, Claire, UCLA.....	54
3.	Hanks, Marlo, TEXAS.....	47
4.	VandergeestMackenzie, ARIZ.	45
	Zaplatosch, Emily, UCLA....	45

Assists

1.	Anderson, Kelly, CAL.....	29
2.	Galindo, Vicky, CAL.....	22
3.	Watley, Natasha, UCLA.....	19
4.	Mims, Tairia, UCLA.....	15
5.	Spencer, Chelsea, CAL.....	14

Fielding double plays

1.	Sua, Claire, UCLA.....	3
2.	Spencer, Chelsea, CAL.....	2
	Watley, Natasha, UCLA.....	2
	Nelson, Veronica, CAL.....	2
5.	6 tied at.....	1

Passed balls

1.	VandergeestMackenzie, ARIZ.	1

Catchers interference

Steal attempts against

1.	6 tied at.....	3

Stolen bases against

1.	Hollowell, Alicia, ARIZ....	3
	VandergeestMackenzie, ARIZ.	3
3.	11 tied at.....	2

Caught stealing by

1.	Webre, Joy, ULL.....	1
	Mitchell, Brooke, ULL.....	1
	Goerl, Keira, UCLA.....	1
	Zaplatosch, Emily, UCLA....	1

Errors

1.	Mims, Tairia, UCLA.....	4
2.	Goerl, Keira, UCLA.....	3
	Watley, Natasha, UCLA.....	3
4.	5 tied at.....	2

2003 Women's College World Series
Overall Statistics (as of Apr 30, 2007)
(All games Sorted by Batting avg)

Team	AVG	G	AB	R	H	2B	3B	HR	RBI	TB	SLG%	BB	HBP	SO	GDP	OB%	SF	SH	SB-ATT	PO	A	E	FLD%
UCLA	.217	6	166	16	36	5	1	5	16	58	.349	19	3	34	1	.309	0	7	2-3	141	60	11	.948
Oklahoma	.198	3	81	9	16	3	0	3	6	28	.346	9	0	14	0	.278	0	2	2-2	69	26	5	.950
Arizona	.191	4	110	7	21	3	0	0	6	24	.218	8	1	15	1	.252	0	9	0-0	97	31	3	.977
Washington	.164	3	73	5	12	2	0	3	5	23	.315	7	0	28	0	.238	0	1	2-3	60	37	4	.960
California	.162	6	185	18	30	1	0	4	14	43	.232	32	0	56	0	.286	0	9	1-1	156	92	6	.976
Texas	.120	4	92	5	11	2	0	2	5	19	.207	13	0	23	1	.229	0	0	4-4	83	19	2	.981
Alabama	.111	2	54	5	6	1	0	2	5	13	.241	7	0	20	0	.210	1	1	3-3	45	18	1	.984
Louisiana-Lafayette.	.044	2	45	3	2	0	0	1	3	5	.111	1	0	19	0	.065	0	0	1-1	39	14	1	.981
Totals	.166		806		134		1		60		.264		4		3		1		15-17		297		.968
		30		68		17		20		213		96		209		.258		29		690		33	

(All games Sorted by Earned run avg)

Team	ERA	W-L	G	CG	SHO/CBO	SV	IP	H	R	ER	BB	SO	2B	3B	HR	AB	B/Avg	WP	HBP	BK	SFA	SHA
UCLA	0.60	5-1	6	6	2/0	0	47.0	18	10	4	16	44	3	0	2	159	.113	1	0	0	0	4
California	0.94	4-2	6	3	0/0	0	52.0	27	9	7	23	32	6	1	2	178	.152	0	2	0	0	7
Washington	1.40	1-2	3	2	0/0	0	20.0	13	5	4	3	8	1	0	2	67	.194	0	0	0	0	5
Texas	1.52	2-2	4	3	1/0	0	27.2	15	7	6	9	46	0	0	2	97	.155	1	1	0	0	3
Arizona	1.73	2-2	4	4	0/0	0	32.1	21	9	8	21	45	1	0	3	115	.183	2	0	0	0	5
Oklahoma	2.74	1-2	3	3	0/0	0	23.0	13	11	9	12	18	1	0	4	84	.155	0	0	0	1	2
Alabama	3.27	0-2	2	0	0/0	0	15.0	15	9	7	4	12	2	0	1	56	.268	1	0	0	0	3
Louisiana-Lafayette.	4.31	0-2	2	1	0/0	0	13.0	12	8	8	8	4	3	0	4	50	.240	0	1	0	0	0
Totals	1.61		30		3/0		230.0		68		96		17		20		.166		4		1	
		15-15		22		0		134		53		209		1		806		5		0		29

PB - Wildcats 1. Pickoffs - Huskies 1, Golden Bears 1.

(All games Sorted by Fielding pct)

Team	C	PO	A	E	FLD%	DPs	SBA	CSB	SBA%	PB	CI
Alabama	64	45	18	1	.984	1	2	0	1.000	0	0
Louisiana-Lafayette.	54	39	14	1	.981	0	2	1	.667	0	0
Texas	104	83	19	2	.981	0	2	0	1.000	0	0
Arizona	131	97	31	3	.977	0	3	0	1.000	1	0
California	254	156	92	6	.976	2	2	0	1.000	0	0
Washington	101	60	37	4	.960	1	0	0	.000	0	0
Oklahoma	100	69	26	5	.950	0	2	0	1.000	0	0
UCLA	212	141	60	11	.948	3	2	1	.667	0	0
Totals	1020		297		.968		15		.882		0
		690		33		7		2		1	

2003 NCAA WCWS- Championship Game
#2 UCLA vs #7 California
May 26, 2003 at Oklahoma City, OK (Hall of Fame Stadium)

UCLA 1 (54-7)

Player	AB	R	H	RBI	BB	SO	PO	A	LOB
Watley, Natasha ss	5	0	2	0	0	0	1	8	2
Benyi, Caitlin rf	2	0	1	0	1	0	1	0	0
Mims, Tairia 3b	2	0	0	0	2	1	1	3	2
Sua, Claire 1b	4	0	0	0	0	0	14	0	4
Ramos, Stephanie cf	4	1	1	0	0	0	2	0	0
Zaplatosch, Emily c	3	0	0	0	0	2	4	1	0
Auelua, Toria dh	4	0	2	1	0	1	0	0	0
Simpson, Amanda pr	0	0	0	0	0	0	0	0	0
Hoshizaki, Julie pr	0	0	0	0	0	0	0	0	0
Mejia, Monique 2b	4	0	0	0	0	0	2	0	1
Duran, Andrea lf	3	0	0	0	1	1	1	0	0
Goerl, Keira p	0	0	0	0	0	0	1	3	0
Totals	31	1	6	1	4	5	27	15	9

California 0 (49-20)

Player	AB	R	H	RBI	BB	SO	PO	A	LOB
Galindo 3b	4	0	0	0	0	0	2	3	0
James lf	4	0	0	0	0	1	0	0	1
Scott c	3	0	0	0	1	0	5	1	0
Nelson 1b	0	0	0	0	3	0	12	0	0
Hoglen pr	0	0	0	0	0	0	0	0	0
Wescott pr	0	0	0	0	0	0	0	0	0
Pedretti 1b	1	0	0	0	0	0	3	0	0
Woods dh	3	0	0	0	0	1	0	0	2
Eldredge cf	3	0	0	0	0	1	0	0	1
Spencer ss	3	0	0	0	0	1	0	4	1
Pamanian 2b	3	0	0	0	0	0	4	4	0
Morley rf	3	0	0	0	0	0	1	0	0
Bayless rf	0	0	0	0	0	0	0	0	0
Anderson p	0	0	0	0	0	0	0	5	0
Totals	27	0	0	0	4	4	27	17	5

Score by Innings		R	H	E
UCLA	000 000 001 -	1	6	1
California	000 000 000 -	0	0	0

E - GOERL(6). LOB - Bruins 9; Golden Bears 5. 2B - RAMOS(11). 3B - WATLEY(5). SH - BENYI(8); ZAPLATOSCH(1); Woods(4).

UCLA	IP	H	R	ER	BB	SO	AB	BF
Goerl, Keira	9.0	0	0	0	4	4	27	32

California	IP	H	R	ER	BB	SO	AB	BF
Anderson	9.0	6	1	1	4	5	31	37

Win - GOERL (40-7). Loss - Anderson (23-12). Save - None.
Umpires - HP: Sally Walker 1B: Kevin Davis 3B: Lori Bish
Start: 3:35 Time: 2:36 Attendance: 5437
Game notes:
Championship Game of the 2003 NCAA Women's College World Series.
UCLA wins the 2003 NCAA Women's College World Series.
Game: GAME15

2003 NCAA WCWS- Championship Game
#2 UCLA vs #7 California - Play-by-Play
May 26, 2003 at Oklahoma City, OK (Hall of Fame Stadium)

Score by Innings		R	H	E
UCLA	000 000 001 -	1	6	1
California	000 000 000 -	0	0	0

UCLA starters: 27/ss WATLEY; 19/rf BENYI; 21/3b MIMS; 20/1b SUA; 44/cf RAMOS; 24/c ZAPLATOSCH; 23/dh AUELUA; 11/2b MEJIA; 2/lf DURAN; 14/p GOERL;
California starters: 19/3b Galindo; 5/lf James; 4/c Scott; 17/1b Nelson; 9/dh Woods; 10/cf Eldredge; 2/ss Spencer; 24/2b Pamanian; 23/rf Morley; 16/p Anderson;

UCLA 1st - WATLEY flied out to rf. BENYI singled up the middle. MIMS struck out swinging. SUA grounded out to p. 0 runs, 1 hit, 0 errors, 1 LOB.

California 1st - Galindo grounded out to ss. James popped up to ss. Scott walked. Nelson intentionally walked; Scott advanced to second. Woods flied out to rf. 0 runs, 0 hits, 0 errors, 2 LOB.

UCLA 2nd - RAMOS grounded out to 3b. ZAPLATOSCH out at first p to ss to 1b. AUELUA struck out swinging. 0 runs, 0 hits, 0 errors, 0 LOB.

California 2nd - Eldredge grounded out to p. Spencer struck out swinging. Pamanian grounded out to ss. 0 runs, 0 hits, 0 errors, 0 LOB.

UCLA 3rd - MEJIA lined out to 2b. DURAN grounded out to 3b. WATLEY tripled down the rf line. BENYI walked. MIMS grounded out to 2b. 0 runs, 1 hit, 0 errors, 2 LOB.

California 3rd - Morley grounded out to ss. Galindo grounded out to 3b. James grounded out to p. 0 runs, 0 hits, 0 errors, 0 LOB.

UCLA 4th - SUA grounded out to 2b. RAMOS grounded out to 2b. ZAPLATOSCH struck out looking. 0 runs, 0 hits, 0 errors, 0 LOB.

California 4th - Scott popped up to 2b. Nelson intentionally walked. Hoglen pinch ran for Nelson. Woods struck out swinging. Eldredge grounded out to 3b. 0 runs, 0 hits, 0 errors, 1 LOB.

UCLA 5th - Nelson to 1b for Hoglen. AUELUA popped up to 2b. MEJIA out at first c to 2b, bunt. DURAN struck out swinging. 0 runs, 0 hits, 0 errors, 0 LOB.

California 5th - Spencer popped up to p. Pamanian fouled out to 3b. Morley flied out to cf. 0 runs, 0 hits, 0 errors, 0 LOB.

UCLA 6th - WATLEY grounded out to p. BENYI grounded out to p. MIMS intentionally walked. Bayless to rf for Morley. SUA grounded out to p. 0 runs, 0 hits, 0 errors, 1 LOB.

California 6th - Galindo grounded out to ss. James struck out swinging. Scott flied out to lf. 0 runs, 0 hits, 0 errors, 0 LOB.

UCLA 7th - RAMOS grounded out to ss. ZAPLATOSCH struck out looking. AUELUA singled through the right side. SIMPSON pinch ran for AUELUA. MEJIA grounded out to 1b unassisted. 0 runs, 1 hit, 0 errors, 1 LOB.

California 7th - AUELUA to dh for SIMPSON. Nelson intentionally walked. Wescott pinch ran for Nelson. Woods out at first c to 2b, SAC, bunt; Wescott advanced to second. Eldredge struck out looking. Spencer grounded out to ss. 0 runs, 0 hits, 0 errors, 1 LOB.

UCLA 8th - Pedretti to 1b for Wescott. DURAN grounded out to ss. WATLEY singled through the left side. BENYI grounded out to 1b unassisted, SAC, bunt; WATLEY advanced to second. MIMS intentionally walked. SUA grounded out to 2b. 0 runs, 1 hit, 0 errors, 2 LOB.

California 8th - Pamanian grounded out to ss. Morley to rf for Bayless. Morley grounded out to ss. Galindo reached on a throwing error by p. James grounded out to p. 0 runs, 0 hits, 1 error, 1 LOB.

UCLA 9th - RAMOS doubled to left field. ZAPLATOSCH out at first 3b to 2b, SAC, bunt; RAMOS advanced to third. AUELUA singled through the left side, RBI; RAMOS scored. MEJIA lined out to 3b. DURAN walked; AUELUA advanced to second. HOSHIZAKI pinch ran for AUELUA. WATLEY reached on a fielder's choice; DURAN advanced to second; HOSHIZAKI out at third ss to 3b. 1 run, 2 hits, 0 errors, 2 LOB.

California 9th - Scott grounded out to 3b. Pedretti grounded out to ss. Woods flied out to cf. 0 runs, 0 hits, 0 errors, 0 LOB.

2004 NCAA Division I

SOFTBALL CHAMPIONSHIP

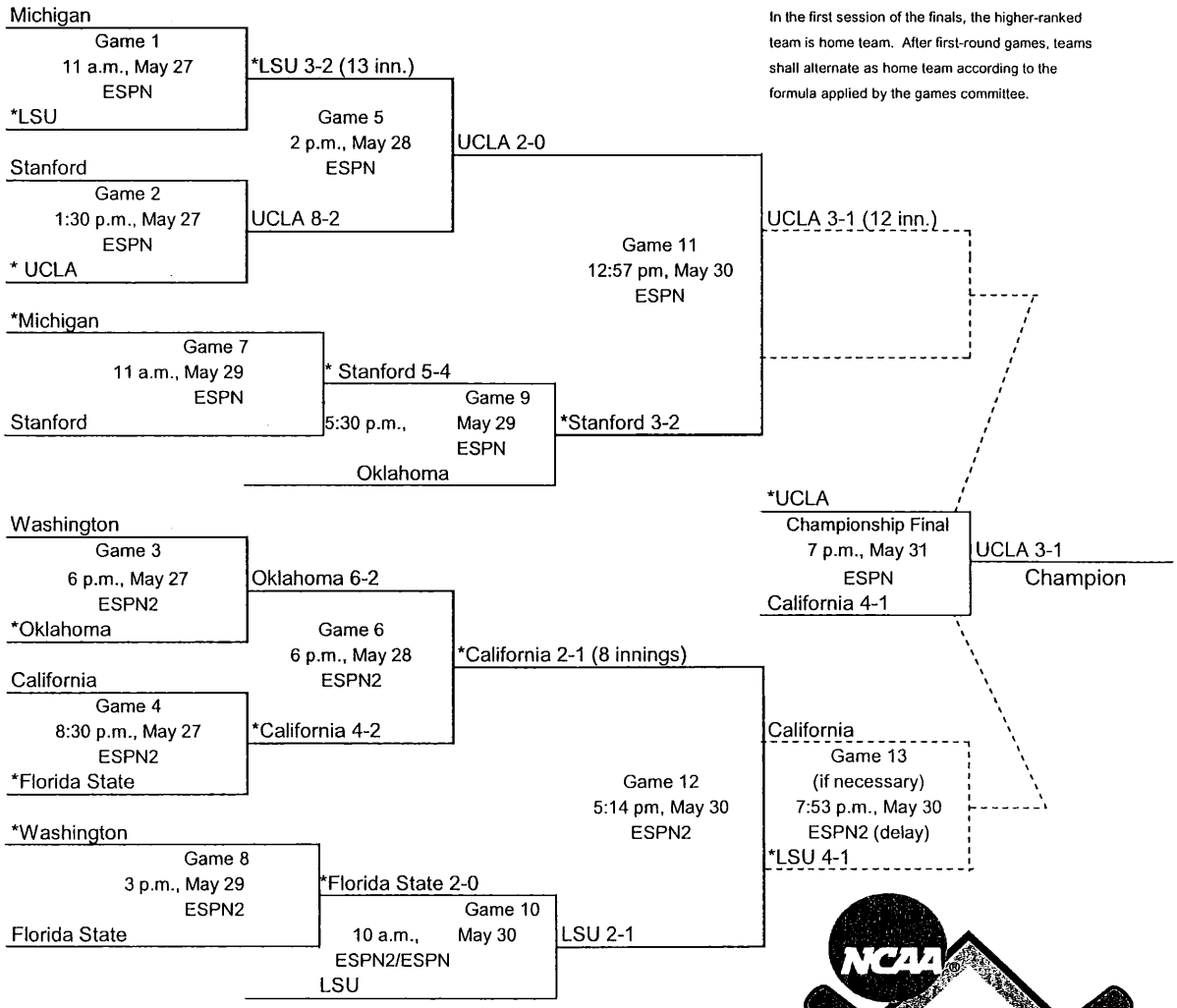

In the first session of the finals, the higher-ranked team is home team. After first-round games, teams shall alternate as home team according to the formula applied by the games committee.

* Denotes home team

Finals played at Hall of Fame Stadium, Oklahoma City, Oklahoma.

Bracket note:

1. If the winner of Game 9 defeats the winner of Game 5, then Game 13 is necessary.
2. If the winner of Game 10 defeats the winner of Game 6, then Game 14 is necessary.
3. If only one if necessary game is needed, it will be played at 5 p.m.

*Note: The NCAA Division I Softball Committee reserves the right to revise the schedule (i.e., game times) in the event weather conditions and/or media/television commitments require such.

2004 WOMEN'S COLLEGE WORLD SERIES® OKLAHOMA CITY

ALL TIMES ARE LOCAL (CENTRAL) TIME

****CONSULT WWW.NCAASPORTS.COM/BROADCAST UNDER 'TV SCHEDULE' FOR ESPN& ESPN2 LISTINGS AND GAME TIMES****

2004 Team Rosters

NCAA Women's College World Series

California Golden Bears

No.	Name
1	Kristina Thorson
2	Chelsea Spencer
3	Alex Sutton
4	Shannon Harper
5	Lindsay James
6	Alyssa Smoke
7	Sarah Adams
9	Haley Woods
10	Kaleo Eldredge
11	Kristen Bayless
16	Kelly Anderson
18	Roni Rodrigues
19	Vicky Galindo
22	Gwen Arafiles
24	Jessica Pamanian
33	Jessica Vernaglia

Head Coach: Diane Ninemire

Florida State Seminoles

No.	Name
1	Veronica Wootsen
2	Julie Tiggis
4	Lena Sifen
6	Kim Hoffer
7	Casey Hunter
8	Billy Anne Gay
9	Elisa Vasquez
11	Beth Wade
12	Carly Brieske
13	Natasha Jacob
15	Lesley Palmer
21	Amy Harrison
22	LaShaun Davis
24	Katie Fricke
33	Tatiana George
44	Carey Galuppi
99	Jessica van der Linden

Head Coach: Dr. JoAnne Graf

LSU Tigers

No.	Name
0	Kassil Mikulik
1	Emily Turner
3	Stephanie Hill
4	Amber Brooks
6	Leslie Klein
8	Kristin Schmidt
9	Lauren Delahoussaye
10	Kristen Hobbs
12	Camille Harris
13	Leigh Ann Danos
14	Sara Fitzgerald
19	Lauren Uhle
21	Julie Wiese
44	LaDonia Hughes
55	Lauren Castle

Head Coach: Yvette Girouard

Michigan Wolverines

No.	Name
1	Amy Prichard
2	Jennifer Kreinbrink
4	Meghan Doe
7	Tiffany Worthy
8	Stephanie Bercaw
10	Michelle Teschler
11	Stephanie Winter
12	Jennifer Olds
14	Lauren Holland
15	Jennie Ritter
16	Grace Leutele
17	Lorilyn Wilson
18	Monica Schock
20	Nicole Motycha
21	Rebekah Milian
22	Tiffany Haas
24	Jessica Merchant
25	Meghan Ritter
32	Angie Chuchill
44	Courtney Betley

Head Coach: Carol Hutchins

Oklahoma Sooners

No.	Name
1	Jamie Fox
2	April Valdez
4	Kristin Vesely
5	Nicole Denes
7	Kami Keiter
9	Jessica Leslie
10	Christina Enea
12	Jessica Johnson
13	Heather Scaglione
15	Norelle Dickson
21	Jade Prather
17	Dana Askins
26	Katie Overton
28	Mariee Mena
30	Stacia Aleman
31	Nicki Holt
99	Amber Spaulding

Head Coach: Patty Gasso

Stanford Cardinal

No.	Name
1	Jackie Rinehart
3	Lindsey Key
6	Megan Bordelon
7	Catalina Morris
8	Danika Dukes
9	Michelle Thiry
10	Katherine Hoffman
11	Jacki Hansen
12	Dana Sorensen
14	Elizabeth Bendig
15	Heather Shook
17	Jessica Allister
23	Laura Severson
24	Leah Nelson
25	Meghan Sickler
27	Lauren Lappin
33	Shoney Hixson

Head Coach: John Rittman

UCLA Bruins

No.	Name
2	Andrea Duran
5	Alissa Eno
7	Tara Henry
9	Amanda Simpson
10	Jaisa Creps
11	Ashley Herrera
12	Jodie Legaspi
13	Julie Hoshizaki
14	Keira Goerl
17	Lisa Dodd
19	Caitlyn Benyi
20	Claire Sua
21	Shana Stewart
22	Nicole Sandberg
23	Whitney Holum
24	Emily Zaplatosch
32	Kristen Dedmon
33	Michelle Turner
44	Stephanie Ramos

Head Coach: Sue Enquist

Washington Huskies

No.	Name
2	Courtney Jeffries
3	Dena Tyson
4	Dominique Lastrapes
7	Aimee Minor
8	Robyn Wike
12	Rita Roach
14	Ashley Boek
16	Jessica Wilkinson
17	Amanda Oleson
21	Kathy Fiske
22	Callie Bergan
23	Sarah Hyatt
24	Tia Bollinger
25	Amy Hanson
31	Kristen Rivera

Head Coach: Teresa Wilson

2004 Women's College World Series
Batting Leaders (as of Apr 30, 2007)
(All games)

Hitting minimums - 1 Games 10 AB
Pitching minimums - 1 Games 10 IP

Batting avg

1.	Enea, Christina, OKLA.....	.545
2.	Legaspi, Jodie, UCLA.....	.500
	Mena, Mariee, OKLA.....	.500
4.	James, Lindsay, CAL.....	.421
5.	Dodd, Lisa, UCLA.....	.412

Slugging pct

1.	Legaspi, Jodie, UCLA.....	.667
2.	Galindo, Vicky, CAL.....	.647
3.	Lappin, Lauren, STAN.....	.600
	Allister, Jessica, STAN....	.600
	Benyi, Caitlin, UCLA.....	.600

On base pct

1.	Enea, Christina, OKLA.....	.583
2.	Legaspi, Jodie, UCLA.....	.571
3.	Galindo, Vicky, CAL.....	.500
	Woods, Haley, CAL.....	.500
	Vesely, Kristin, OKLA.....	.500

Runs scored

1.	James, Lindsay, CAL.....	4
2.	Benyi, Caitlin, UCLA.....	3
	Vesely, Kristin, OKLA.....	3
	Duran, Andrea, UCLA.....	3
5.	18 tied at.....	2

Hits

1.	James, Lindsay, CAL.....	8
2.	Hughes, LaDonia, LSU.....	7
	Dodd, Lisa, UCLA.....	7
	Galindo, Vicky, CAL.....	7
5.	5 tied at.....	6

Runs batted in

1.	Pamanian, Jessica, CAL.....	4
	Benyi, Caitlin, UCLA.....	4
3.	Allister, Jessica, STAN....	3
	Leutele, Grace, MICH.....	3
	Dodd, Lisa, UCLA.....	3

Doubles

1.	7 tied at.....	2

Triples

1.	Merchant, Jessica, MICH....	1
	Pamanian, Jessica, CAL.....	1
	Sickler, Meghan, STAN.....	1

Home runs

1.	Benyi, Caitlin, UCLA.....	2
2.	12 tied at.....	1

Total bases

1.	Galindo, Vicky, CAL.....	11
2.	6 tied at.....	9

Walks

1.	Rivera, Kristen, WASH.....	4
	Danos, Leigh Ann, LSU.....	4
3.	Sua, Claire, UCLA.....	3
	Galindo, Vicky, CAL.....	3
	Woods, Haley, CAL.....	3

Hit by pitch

1.	Dickson, Norrelle, OKLA....	2
2.	12 tied at.....	1

Sac bunts

1.	Zaplatosch, Emily, UCLA....	5
2.	5 tied at.....	2

Sac flies

1.	Sickler, Meghan, STAN.....	1
	Schock, Monica, MICH.....	1

Stolen bases

1.	Harris, Camille, LSU.....	3
2.	Klein, Leslie, LSU.....	2
3.	7 tied at.....	1

Total plate appearances

1.	Galindo, Vicky, CAL.....	20
	Castle, Lauren, LSU.....	20
	Hughes, LaDonia, LSU.....	20
	James, Lindsay, CAL.....	20
5.	5 tied at.....	19

At bats

1.	Wiese, Julie, LSU.....	19
	James, Lindsay, CAL.....	19
	Castle, Lauren, LSU.....	19
4.	3 tied at.....	18

Steal attempts

1.	Harris, Camille, LSU.....	3
2.	Klein, Leslie, LSU.....	2
	Smoke, Alyssa, CAL.....	2
4.	10 tied at.....	1

Strikeouts

1.	Rinehart, Jackie, STAN.....	5
	George, Tatiana, FLST.....	5
	Rodrigues, Roni, CAL.....	5
	Bendig, Elizabeth, STAN....	5
	Fox, Jamie, OKLA.....	5

Caught stealing

1.	Lappin, Lauren, STAN.....	1
	Betley, Courtney, MICH.....	1
	Merchant, Jessica, MICH....	1
	Smoke, Alyssa, CAL.....	1
	Hoffman, Katherine, STAN...	1

Grounded into DP

1.	Harris, Camille, LSU.....	1
	Wootson, Veronica, FLST....	1

2004 Women's College World Series
Pitching Leaders (as of Apr 30, 2007)
(All games)

Hitting minimums - 1 Games 10 AB
Pitching minimums - 1 Games 10 IP

Earned run avg

1.	Goerl, Keira, UCLA	0.85
2.	Motycka, Nicole, MICH	1.26
3.	Keiter, Kami, OKLA	1.38
4.	Anderson, Kelly, CAL	1.47
5.	Schmidt, Kristin, LSU	1.72

Opposing bat avg

1.	Anderson, Kelly, CAL	.141
2.	Thorson, Kristina, CAL	.200
3.	Goerl, Keira, UCLA	.226
4.	Keiter, Kami, OKLA	.228
5.	van der Linden, Jess, FLST.	.230

Innings pitched

1.	Schmidt, Kristin, LSU	40.2
2.	Goerl, Keira, UCLA	33.0
3.	Sorensen, Dana, STAN	28.0
4.	Keiter, Kami, OKLA	20.1
5.	Anderson, Kelly, CAL	19.0

Batters struck out

1.	Schmidt, Kristin, LSU	44
2.	Goerl, Keira, UCLA	22
3.	van der Linden, Jess, FLST.	21
4.	Thorson, Kristina, CAL	20
5.	Keiter, Kami, OKLA	15

Batters SO out looking

1.	Schmidt, Kristin, LSU	19
2.	Anderson, Kelly, CAL	8
3.	Keiter, Kami, OKLA	7
4.	3 tied at	5

Wins

1.	Goerl, Keira, UCLA	4
2.	Schmidt, Kristin, LSU	3
3.	Anderson, Kelly, CAL	2
	Sorensen, Dana, STAN	2
5.	3 tied at	1

Saves

Appearances

1.	Schmidt, Kristin, LSU	5
2.	Anderson, Kelly, CAL	4
	Sorensen, Dana, STAN	4
	Thorson, Kristina, CAL	4
	Goerl, Keira, UCLA	4

Games started

1.	Schmidt, Kristin, LSU	5
2.	Sorensen, Dana, STAN	4
	Goerl, Keira, UCLA	4
4.	Thorson, Kristina, CAL	3
	Keiter, Kami, OKLA	3

Games finished

1.	Anderson, Kelly, CAL	2
2.	6 tied at	1

Games in relief

1.	Anderson, Kelly, CAL	2
2.	6 tied at	1

Sac bunts allowed

1.	Sorensen, Dana, STAN	8
	Schmidt, Kristin, LSU	8
3.	Goerl, Keira, UCLA	3
	Keiter, Kami, OKLA	3
5.	3 tied at	2

Sac flies allowed

1.	Sorensen, Dana, STAN	1
	Ritter, MICH	1

Losses

1.	Schmidt, Kristin, LSU	2
	Keiter, Kami, OKLA	2
	Boek, Ashley, WASH	2
4.	8 tied at	1

Runners picked off

Wild pitches

1.	van der Linden, Jess, FLST.	1
	Hunter, Casey, FLST	1
	Keiter, Kami, OKLA	1
	Motycka, Nicole, MICH	1
	Schmidt, Kristin, LSU	1

Balks

Hit batters

1.	Thorson, Kristina, CAL	4
2.	Keiter, Kami, OKLA	3
3.	Schmidt, Kristin, LSU	2
	van der Linden, Jess, FLST.	2
5.	3 tied at	1

Intentional BB allowed

1.	van der Linden, Jess, FLST.	1
	Sorensen, Dana, STAN	1
	Goerl, Keira, UCLA	1

Hits allowed

1.	Anderson, Kelly, CAL	9
2.	Thorson, Kristina, CAL	12
3.	Boek, Ashley, WASH	13
4.	van der Linden, Jess, FLST.	14
5.	Motycka, Nicole, MICH	16

Runs allowed

1.	Goerl, Keira, UCLA	4
	van der Linden, Jess, FLST.	4
3.	Motycka, Nicole, MICH	5
	Anderson, Kelly, CAL	5
5.	Thorson, Kristina, CAL	6

Earned runs allowed

1.	Motycka, Nicole, MICH	3
2.	Anderson, Kelly, CAL	4
	Boek, Ashley, WASH	4
	van der Linden, Jess, FLST.	4
	Goerl, Keira, UCLA	4

Walks allowed

1.	Thorson, Kristina, CAL	1
2.	Boek, Ashley, WASH	4
	Anderson, Kelly, CAL	4
	van der Linden, Jess, FLST.	4
5.	Keiter, Kami, OKLA	6

Doubles allowed

1.	Motycka, Nicole, MICH	1
	Schmidt, Kristin, LSU	1
	Boek, Ashley, WASH	1
4.	Anderson, Kelly, CAL	2
	Keiter, Kami, OKLA	2

Triples allowed

1.	Motycka, Nicole, MICH.....	0
	Sorensen, Dana, STAN.....	0
	Boek, Ashley, WASH.....	0
	Anderson, Kelly, CAL.....	0
	Thorson, Kristina, CAL.....	0

Home runs allowed

1.	Motycka, Nicole, MICH.....	0
2.	Anderson, Kelly, CAL.....	1
	van der Linden, Jess, FLST.	1
	Goerl, Keira, UCLA.....	1
	Boek, Ashley, WASH.....	1

2004 Women's College World Series
Fielding Leaders (as of Apr 30, 2007)
(All games)

Hitting minimums - 1 Games
Pitching minimums - 1 Games 10 IP

Fielding pct

1.	Rodrigues, Roni, CAL.....	1.000
	Hill, Stephanie, LSU.....	1.000
	Benyi, Caitlin, UCLA.....	1.000
	Duran, Andrea, UCLA.....	1.000
	Vasquez, Elisa, FLST.....	1.000

Chances

1.	Danos, Leigh Ann, LSU.....	56
2.	Sua, Claire, UCLA.....	41
3.	Woods, Haley, CAL.....	40
4.	Nelson, Leah, STAN.....	38
5.	Rodrigues, Roni, CAL.....	35

Putouts

1.	Danos, Leigh Ann, LSU.....	51
2.	Sua, Claire, UCLA.....	37
3.	Woods, Haley, CAL.....	36
4.	Rodrigues, Roni, CAL.....	35
5.	Nelson, Leah, STAN.....	32

Assists

1.	Duran, Andrea, UCLA.....	20
2.	Dickson, Norrelle, OKLA....	13
	Lappin, Lauren, STAN.....	13
4.	Wiese, Julie, LSU.....	12
	Legaspi, Jodie, UCLA.....	12

Fielding double plays

1.	Bendig, Elizabeth, STAN....	2
	Nelson, Leah, STAN.....	2
3.	12 tied at.....	1

Passed balls

1.	Woods, Haley, CAL.....	1
	Allister, Jessica, STAN....	1
	Schock, Monica, MICH.....	1
	Zaplatosch, Emily, UCLA....	1

Catchers interference

Steal attempts against

1.	van der Linden, Jess, FLST.	5
2.	7 tied at.....	3

Stolen bases against

1.	van der Linden, Jess, FLST.	4
2.	8 tied at.....	2

Caught stealing by

1.	Danos, Leigh Ann, LSU.....	2
	Schmidt, Kristin, LSU.....	2
3.	6 tied at.....	1

Errors

1.	Delahoussaye, Lauren, LSU..	3
2.	8 tied at.....	2

2004 Women's College World Series
Overall Statistics (as of Apr 30, 2007)
(All games Sorted by Batting avg)

Team	AVG	G	AB	R	H	2B	3B	HR	RBI	TB	SLG%	BB	HBP	SO	GDP	OB%	SF	SH	SB-ATT	PO	A	E	FLD%
California.....	.283	5	138	12	39	2	1	2	11	49	.355	13	2	30	0	.353	0	5	3-4	105	38	4	.973
Oklahoma.....	.281	3	89	9	25	5	0	0	6	30	.337	6	4	17	0	.354	0	1	2-2	61	30	5	.948
Stanford.....	.266	4	128	11	34	4	1	3	11	49	.383	8	0	24	0	.307	1	3	1-3	96	44	4	.972
UCLA.....	.259	4	116	16	30	8	0	3	16	47	.405	10	1	20	0	.323	0	8	1-1	99	53	2	.987
Washington.....	.226	2	53	2	12	1	0	0	2	13	.245	5	3	15	0	.328	0	3	0-0	39	21	2	.968
LSU.....	.222	5	153	10	34	6	0	1	7	43	.281	10	1	22	1	.274	0	5	5-5	123	35	7	.958
Michigan.....	.156	2	64	6	10	2	1	2	6	20	.313	1	2	15	0	.191	1	5	0-2	58	25	6	.933
Florida State.....	.141	3	71	5	10	1	0	3	5	20	.282	4	1	27	1	.197	0	1	0-0	63	21	5	.944
Totals.....	.239		812		194		3		64		.334		14		2		2		12-17		267		.963
		28		71		29		14		271		57		170		.299		31		644		35	

(All games Sorted by Earned run avg)

Team	ERA	W-L	G	CG	SHO/CBO	SV	IP	H	R	ER	BB	SO	2B	3B	HR	AB	B/Avg	WP	HBP	BK	SFA	SHA
UCLA.....	0.85	4-0	4	4	1/0	0	33.0	28	4	4	9	22	2	0	1	124	.226	0	0	0	0	3
Oklahoma.....	1.38	1-2	3	3	0/0	0	20.1	18	7	4	6	15	2	1	2	79	.228	1	3	0	0	3
LSU.....	1.71	3-2	5	4	0/0	0	41.0	36	10	10	10	45	1	1	2	150	.240	1	2	0	0	8
Michigan.....	1.78	0-2	2	0	0/0	0	19.2	21	8	5	7	10	2	0	1	79	.266	1	0	0	1	2
California.....	1.80	3-2	5	2	0/0	0	35.0	21	11	9	5	34	5	0	3	124	.169	0	5	0	0	3
Florida State.....	2.00	1-2	3	2	1/0	0	21.0	22	6	6	5	23	4	1	1	83	.265	2	3	0	0	3
Washington.....	2.15	0-2	2	2	0/0	0	13.0	13	8	4	4	7	1	0	1	51	.255	0	1	0	0	1
Stanford.....	3.06	2-2	4	3	0/0	0	32.0	35	17	14	11	14	12	0	3	122	.287	0	0	0	1	8
Totals.....	1.82		28		2/0		215.0		71		57		29		14		.239		14		2	
		14-14		20		0		194		56		170		3		812		5		0		31

PB - Golden Bears 1, Bruins 1, Cardinal 1, Wolverines 1.

(All games Sorted by Fielding pct)

Team	C	PO	A	E	FLD%	DPs	SBA	CSB	SBA%	PB	CI
UCLA.....	154	99	53	2	.987	0	2	1	.667	1	0
California.....	147	105	38	4	.973	1	0	0	.000	1	0
Stanford.....	144	96	44	4	.972	2	2	0	1.000	1	0
Washington.....	62	39	21	2	.968	1	0	0	.000	0	0
LSU.....	165	123	35	7	.958	1	1	2	.333	0	0
Oklahoma.....	96	61	30	5	.948	0	1	0	1.000	0	0
Florida State.....	89	63	21	5	.944	1	4	1	.800	0	0
Michigan.....	89	58	25	6	.933	0	2	1	.667	1	0
Totals.....	946		267		.963		12		.706		0
		644		35		6		5		4	

2004 NCAA WCWS- Championship Game
California vs UCLA
May 31, 2004 at Oklahoma City, OK (Hall of Fame Stadium)

California 1 (53-13)

Player	AB	R	H	RBI	BB	SO	PO	A	LOB
Galindo 3b	3	0	0	0	1	1	1	1	0
James lf	3	1	1	0	1	0	1	0	2
Woods c	3	0	2	0	1	0	6	0	0
Vernaglia pr	0	0	0	0	0	0	0	0	0
Eldredge cf	4	0	0	0	0	1	2	0	1
Pamanian 2b	3	0	1	1	0	0	2	0	1
Spencer ss	3	0	1	0	0	0	2	0	2
Sutton rf	3	0	1	0	0	0	0	0	2
Rodrigues 1b	3	0	1	0	0	1	4	0	0
Arafiles dh	2	0	0	0	0	1	0	0	1
Anderson p	0	0	0	0	0	0	0	2	0
Thorson p	0	0	0	0	0	0	0	0	0
Totals	27	1	7	1	3	4	18	3	9

UCLA 3 (47-9)

Player	AB	R	H	RBI	BB	SO	PO	A	LOB
Benyi 2b	3	0	0	0	0	1	4	4	1
Duran 3b	3	0	0	0	0	0	2	5	0
Dodd rf	3	0	0	0	0	2	0	0	0
Sua 1b	3	1	1	1	0	0	9	1	0
Ramos cf	1	0	0	0	0	1	1	0	0
Simpson pr	0	1	0	0	0	0	0	0	0
Legaspi ss	1	0	0	0	1	1	1	4	0
Henry pr	0	1	0	0	0	0	0	0	0
Zaplatosch c	1	0	0	0	0	0	4	0	0
Turner dh	2	0	0	0	0	1	0	0	0
Hoshizaki lf	1	0	0	0	0	0	0	0	0
Dedmon ph	1	0	1	2	0	0	0	0	0
Goerl p	0	0	0	0	0	0	0	0	0
Totals	19	3	2	3	1	6	21	14	1

Score by Innings		R	H	E
California	100 000 0 -	1	7	0
UCLA	000 030 X -	3	2	0

LOB - Golden Bears 9; Bruins 1. HR - Sua(10). HBP - Ramos. SH - Arafiles(1); Zaplatosch(11).

California	IP	H	R	ER	BB	SO	AB	BF
Anderson	5.0	1	3	3	1	5	16	18
Thorson	1.0	1	0	0	0	1	3	4

UCLA	IP	H	R	ER	BB	SO	AB	BF
Goerl	7.0	7	1	1	3	4	27	31

Win - Goerl (31-7). Loss - Anderson (25-9). Save - None.
HBP - by Anderson (Ramos).
Umpires - HP: Michael Mazur 1B: Susie Benzel 3B: Tom Topping
Start: 7:00 pm Time: 2:01 Attendance: 5735
Game notes:
Championship Game of the 2004 NCAA Women's College World Series
Anderson faced 3 batters in the 5th.
Game: 2004GM14

2004 NCAA WCWS- Championship Game
California vs UCLA - Play-by-Play
May 31, 2004 at Oklahoma City, OK (Hall of Fame Stadium)

Score by Innings		R	H	E
California.....	100 000 0 -	1	7	0
UCLA.....	000 030 X -	3	2	0

California starters: 19/3b Galindo; 5/lf James; 9/c Woods; 10/cf Eldredge; 24/2b Pamanian; 2/ss Spencer; 3/rf Sutton; 18/1b Rodrigues; 22/dh Arafiles; 16/p Anderson;
UCLA starters: 19/2b Benyi; 2/3b Duran; 17/rf Dodd; 20/1b Sua; 44/cf Ramos; 12/ss Legaspi; 24/c Zaplatosch; 33/dh Turner; 13/lf Hoshizaki; 14/p Goerl;

California 1st - Galindo struck out looking. James walked. Woods singled through the left side; James advanced to second. Eldredge struck out swinging. Pamanian singled down the lf line, RBI, advanced to second on the throw; Woods advanced to second, advanced to third on the throw; James scored. Spencer grounded out to 3b. 1 run, 2 hits, 0 errors, 2 LOB.

UCLA 1st - Benyi struck out swinging. Duran flied out to cf. Dodd struck out looking. 0 runs, 0 hits, 0 errors, 0 LOB.

California 2nd - Sutton grounded out to 3b. Rodrigues singled to left center. Arafiles out at first 1b to 2b, SAC, bunt; Rodrigues advanced to second. Galindo walked. James grounded out to 3b. 0 runs, 1 hit, 0 errors, 2 LOB.

UCLA 2nd - Sua flied out to lf. Ramos struck out swinging. Legaspi struck out looking. 0 runs, 0 hits, 0 errors, 0 LOB.

California 3rd - Woods walked. Vernaglia pinch ran for Woods. Eldredge popped up to ss. Pamanian reached on a fielder's choice; Vernaglia out at second 3b to 2b. Spencer singled up the middle; Pamanian advanced to second. Sutton reached on a fielder's choice; Spencer advanced to second; Pamanian out at third ss to 3b. 0 runs, 1 hit, 0 errors, 2 LOB.

UCLA 3rd - Woods to c for Vernaglia. Zaplatosch popped up to 2b. Turner grounded out to p. Hoshizaki grounded out to 1b unassisted. 0 runs, 0 hits, 0 errors, 0 LOB.

California 4th - Rodrigues grounded out to ss. Arafiles struck out swinging. Galindo grounded out to 2b. 0 runs, 0 hits, 0 errors, 0 LOB.

UCLA 4th - Benyi popped up to 1b. Duran popped up to ss. Dodd flied out to cf. 0 runs, 0 hits, 0 errors, 0 LOB.

California 5th - James grounded out to 3b. Woods singled to right field. Eldredge reached on a fielder's choice; Woods out at second ss to 2b. Pamanian grounded out to 2b. 0 runs, 1 hit, 0 errors, 1 LOB.

UCLA 5th - Sua homered to left field, RBI. Ramos hit by pitch. Simpson pinch ran for Ramos. Legaspi walked; Simpson advanced to second. Thorson to p for Anderson. Henry pinch ran for Legaspi. Zaplatosch out at first 3b to 2b, SAC, bunt; Henry advanced to second; Simpson advanced to third. Turner struck out looking. Dedmon pinch hit for Hoshizaki. Dedmon singled up the middle, 2 RBI; Henry scored; Simpson scored. Hoshizaki to lf for Dedmon. Benyi lined out to ss. 3 runs, 2 hits, 0 errors, 1 LOB.

California 6th - Ramos to cf for Simpson. Legaspi to ss for Henry. Spencer fouled out to 3b. Sutton singled up the middle. Rodrigues struck out looking. Arafiles reached on a fielder's choice; Sutton out at second ss to 2b. 0 runs, 1 hit, 0 errors, 1 LOB.

UCLA 6th - Anderson to p for Thorson. Duran grounded out to p. Dodd struck out looking. Sua lined out to 3b. 0 runs, 0 hits, 0 errors, 0 LOB.

California 7th - Galindo lined out to cf. James singled through the left side. Woods grounded out to 2b. Eldredge grounded out to 2b. 0 runs, 1 hit, 0 errors, 1 LOB.

2005 NCAA Division I

SOFTBALL CHAMPIONSHIP

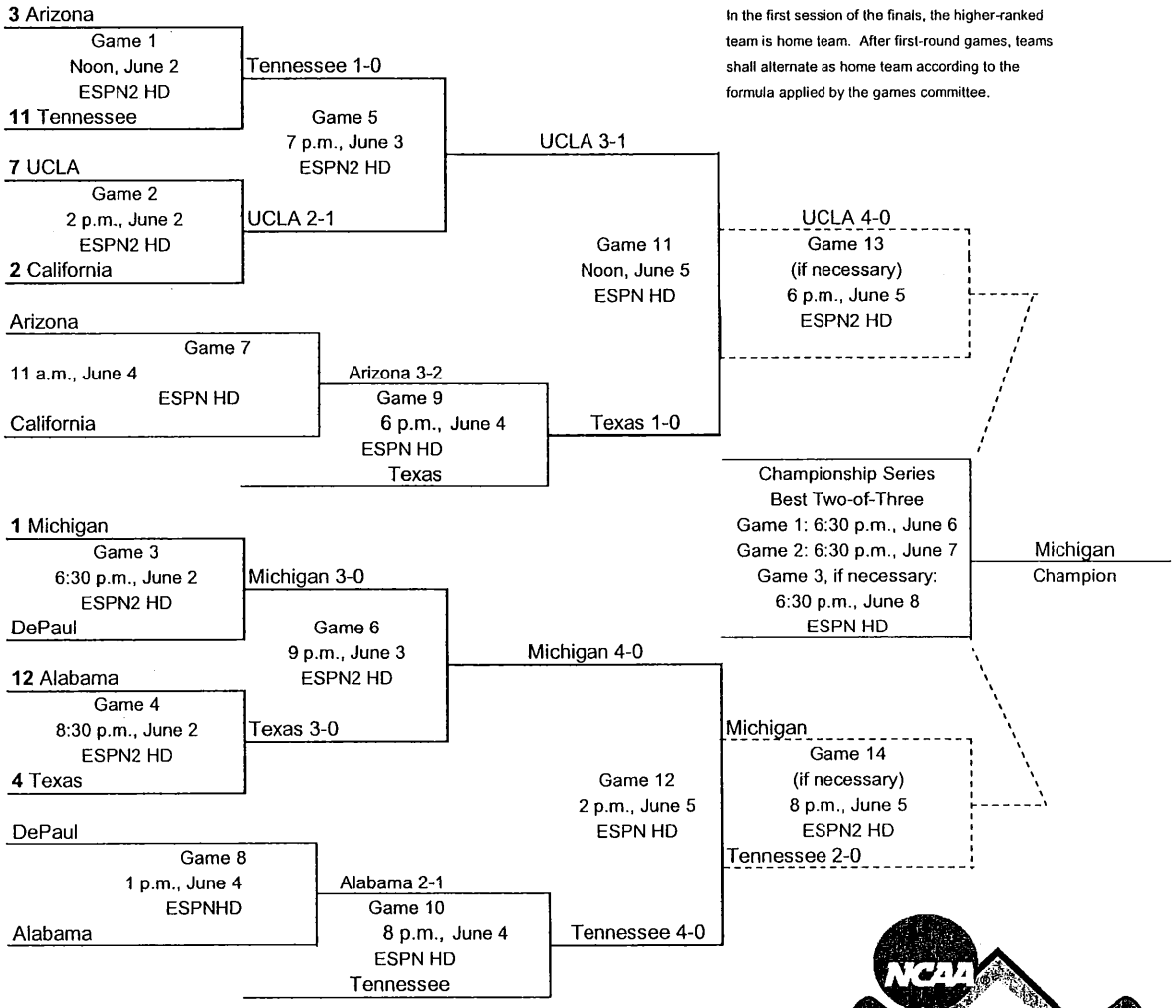

In the first session of the finals, the higher-ranked team is home team. After first-round games, teams shall alternate as home team according to the formula applied by the games committee.

* Denotes home team

Finals played at Hall of Fame Stadium, Oklahoma City, Oklahoma.

Bracket note:

1. If the winner of Game 9 defeats the winner of Game 5, then Game 13 is necessary.
2. If the winner of Game 10 defeats the winner of Game 6, then Game 14 is necessary.
3. If only one if necessary game is needed, it will be played at 5 p.m.

*Note: The NCAA Division I Softball Committee reserves the right to revise the schedule (i.e., game times) in the event weather conditions and/or media/television commitments require such.

ALL TIMES ARE LOCAL (CENTRAL) TIME

****CONSULT WWW.NCAASPORTS.COM/BROADCAST UNDER 'TV SCHEDULE' FOR ESPN& ESPN2 LISTINGS AND GAME TIMES****

2005 Team Rosters

NCAA Women's College World Series

Alabama Crimson Tide

No.	Name
2	Jordan Praytor
3	Mandy Burford
4	Katie Johnson
5	Emily Currie
7	Deasy Phillips
9	Leah White
10	Capper Reed
11	Jennifer Wright
12	Chrissy Owens
14	Michelle Menningmann
15	Lauren Roark
17	Dominique Accetturo
19	Staci Ramsey
20	Ashley Courtney
21	Jackie Wilkins
22	Kellie Deska
23	Dani Woods
24	Stephanie VanBrakle

Head Coach: Pat Murphy

Arizona Wildcats

No.	Name
0	Autumn Champion
4	Adrienne Acton
5	Crystal Farley
6	Shelly Schultz
9	Jennifer Martinez
11	Cortney Nix
12	A. Von Liechtenstein
15	Callista Balko
17	Leslie Wolfe
20	Candace Abrams
22	Courtney Fossatti
26	Caitlin Lowe
29	Kristie Fox
44	Alicia Hollowell
55	Betsy Wilson
77	Jackie Coburn
99	Taryne Mowatt

Head Coach: Mike Candrea

California Golden Bears

No.	Name
1	Kristina Thorson
2	Chelsea Spencer
3	Alex Sutton
4	Shannon Harper
5	Lindsay James
6	Julie Meyer
7	Sarah Adams
9	Haley Woods
10	Kaleo Eldredge
11	Kristen Bayless
13	Erika Racklin
16	Kelly Anderson
17	Katelyn Valenzuela
19	Vicky Galindo
22	Gwen Arafiles
24	Jessica Pamanian
25	Geana Gevas
31	Emily Friedman
33	Jessica Vernaglia

Head Coach: Diane Ninemire

DePaul Blue Demons

No.	Name
1	Katie Hanson
2	Leslie Scott
3	Kate Sheaks
4	Dana Kenney
7	Sara Polensky
9	Linda Secka
10	Megan Huitink
11	Cara Santori
12	Jessica Evans
13	Kara Amundson
18	Sara Bandauski
21	Ashley Parker
22	Jenny Doezie
30	Tracie Adix
32	Sandy Vojik
34	Saskia Roberson
88	Marcy Willus

Head Coach: Eugene Lenti

Michigan Wolverines

No.	Name
1	Lorilyn Wilson
2	Jennifer Kreinbrink
7	Tiffany Worthy
8	Stephanie Bercaw
10	Michelle Teschler
11	Stephanie Winter
12	Grace Leutele
14	Lauren Holland
15	Jennie Ritter
16	Samantha Findlay
17	Alessandra Giampaolo
20	Nicole Motycha
21	Rebekah Milian
22	Tiffany Haas
23	Michelle Weatherdon
24	Jessica Merchant
25	Becky Marx
32	Angie Danis

Head Coach: Carol Hutchins

Tennessee Lady Volunteers

No.	Name
1	LaDonna Oliver
2	Brittany Bessho
3	Sarah Fekete
5	Stacey Jennings
6	Katherine Card
7	Monica Abbott
8	Kenora Posey
9	Caitlin Ryan
10	Megan Rhodes
11	Shannon Doepking
13	Ashley Cline
22	Kortney Bell
23	India Chiles
24	Kristi Durant
25	Natalie Brock
33	Lindsay Schutzler
35	Tonya Callahan

Head Coaches:
Ralph & Karen Weekly

Texas Longhorns

No.	Name
2	Meagan Denny
4	MicKayla Padilla
5	Chez Sievers
7	Alexis Garcia
8	Cat Osterman
9	Rachael Cook
10	Megan Willis
11	Christina Gwyn
12	Amy Bradford
13	Jaclyn Daniels
16	Melanie Jarrett
17	Monica Askew
18	Jacqueline Williams
21	Amber Hall
22	Tina Boutelle
23	Lacy Robinson
24	Wynter Turner
27	Lizi Sowers
44	Desiree Williams

Head Coach: Connie Clark

UCLA Bruins

No.	Name
2	Andrea Duran
4	Anjelica Selden
5	Alissa Eno
7	Tara Henry
10	Jaisa Creps
11	Ashley Herrera
12	Jodie Legaspi
13	Krista Colburn
15	Danesha Adams
17	Lisa Dodd
19	Caitlyn Benyi
21	Shana Stewart
22	Nicole Sandberg
23	Whitney Holum
24	Emily Zaplatosch
27	Jen Schroeder
32	Kristen Dedmon
44	Danielle Peterson

Head Coach: Sue Enquist

2005 Women's College World Series
Batting Leaders (as of Apr 30, 2007)
(All games)

Hitting minimums - 1 Games 10 AB
Pitching minimums - 1 Games 10 IP

Batting avg

1.	Findlay, Samantha, MICH....	.409
2.	Card, Katherine, TN.....	.375
	Jennings, Stacey, TN.....	.375
4.	Callahan, Tonya, TN.....	.333
5.	Bercaw, Stephanie, MICH....	.286

Slugging pct

1.	Callahan, Tonya, TN.....	.733
2.	Findlay, Samantha, MICH....	.682
3.	Jennings, Stacey, TN.....	.500
4.	Card, Katherine, TN.....	.438
5.	Bercaw, Stephanie, MICH....	.429

On base pct

1.	Findlay, Samantha, MICH....	.480
2.	Zaplatosch, Emily, UCLA....	.450
3.	Callahan, Tonya, TN.....	.412
4.	Jennings, Stacey, TN.....	.375
	Card, Katherine, TN.....	.375

Runs scored

1.	Giampaolo,Alessandra, MICH.	5
2.	Henry, Tara, UCLA.....	4
3.	4 tied at.....	3

Hits

1.	Findlay, Samantha, MICH....	9
2.	5 tied at.....	6

Runs batted in

1.	Findlay, Samantha, MICH....	8
2.	Brock, Natalie, TN.....	3
	Zaplatosch, Emily, UCLA....	3
	Callahan, Tonya, TN.....	3
5.	8 tied at.....	2

Doubles

1.	Findlay, Samantha, MICH....	3
2.	Zaplatosch, Emily, UCLA....	2
	Jennings, Stacey, TN.....	2
4.	10 tied at.....	1

Triples

1.	Duran, Andrea, UCLA.....	1

Home runs

1.	Callahan, Tonya, TN.....	2
2.	8 tied at.....	1

Total bases

1.	Findlay, Samantha, MICH....	15
2.	Callahan, Tonya, TN.....	11
3.	Bercaw, Stephanie, MICH....	9
4.	Jennings, Stacey, TN.....	8
5.	3 tied at.....	7

Walks

1.	Zaplatosch, Emily, UCLA....	5
2.	5 tied at.....	3

Hit by pitch

1.	Duran, Andrea, UCLA.....	2
	Marx, Becky, MICH.....	2
3.	8 tied at.....	1

Sac bunts

1.	8 tied at.....	2

Sac flies

1.	Haas, Tiffany, MICH.....	1

Stolen bases

1.	11 tied at.....	1

Total plate appearances

1.	Giampaolo,Alessandra, MICH.	27
	Haas, Tiffany, MICH.....	27
3.	Motycka, Nicole, MICH.....	26
	Findlay, Samantha, MICH....	26
	Merchant, Jessica, MICH....	26

At bats

1.	Motycka, Nicole, MICH.....	25
2.	Leutele, Grace, MICH.....	24
	Merchant, Jessica, MICH....	24
4.	Haas, Tiffany, MICH.....	23
	Giampaolo,Alessandra, MICH.	23

Steal attempts

1.	Milian, Rebekah, MICH.....	2
2.	17 tied at.....	1

Strikeouts

1.	Leutele, Grace, MICH.....	11
2.	Motycka, Nicole, MICH.....	10
3.	Fekete, Sarah, TN.....	8
	Schutzler, Lindsay, TN.....	8
5.	5 tied at.....	7

Caught stealing

1.	8 tied at.....	1

Grounded into DP

1.	Merchant, Jessica, MICH....	1

2005 Women's College World Series
Pitching Leaders (as of Apr 30, 2007)
(All games)

Hitting minimums - 1 Games 10 AB
Pitching minimums - 1 Games 10 IP

Earned run avg

1.	Ritter, Jennie, MICH.....	0.00
	Thorson, Kristina, CAL.....	0.00
3.	Hollowell, Alicia, ARIZ....	0.24
4.	Huitink, Megan, DEPAUL.....	0.50
5.	Osterman, Cat, TEXAS.....	0.72

Opposing bat avg

1.	Thorson, Kristina, CAL.....	.088
2.	Ritter, Jennie, MICH.....	.093
3.	Osterman, Cat, TEXAS.....	.117
4.	VanBrakle, Stephanie, ALA..	.143
5.	Ritter, J., MICH.....	.162

Innings pitched

1.	Selden, Anjelica, UCLA.....	45.0
2.	Ritter, J., MICH.....	39.0
3.	Abbott, Monica, TN.....	37.0
4.	Osterman, Cat, TEXAS.....	29.0
5.	Hollowell, Alicia, ARIZ....	28.2

Batters struck out

1.	Selden, Anjelica, UCLA.....	59
2.	Osterman, Cat, TEXAS.....	54
3.	Abbott, Monica, TN.....	37
4.	Ritter, J., MICH.....	36
5.	Hollowell, Alicia, ARIZ....	29

Batters SO out looking

1.	Selden, Anjelica, UCLA.....	8
2.	Ritter, J., MICH.....	7
	VanBrakle, Stephanie, ALA..	7
4.	Abbott, Monica, TN.....	6
5.	2 tied at.....	5

Wins

1.	Selden, Anjelica, UCLA.....	4
2.	Abbott, Monica, TN.....	3
	Ritter, J., MICH.....	3
4.	Ritter, Jennie, MICH.....	2
	Osterman, Cat, TEXAS.....	2

Saves

Appearances

1.	Selden, Anjelica, UCLA.....	6
2.	Abbott, Monica, TN.....	5
	Ritter, J., MICH.....	5
4.	Osterman, Cat, TEXAS.....	4
5.	Hollowell, Alicia, ARIZ....	3

Games started

1.	Selden, Anjelica, UCLA.....	6
2.	Ritter, J., MICH.....	5
	Abbott, Monica, TN.....	5
4.	Osterman, Cat, TEXAS.....	3
5.	4 tied at.....	2

Games finished

1.	Thorson, Kristina, CAL.....	2
2.	6 tied at.....	1

Games in relief

1.	Thorson, Kristina, CAL.....	2
2.	6 tied at.....	1

Sac bunts allowed

1.	Ritter, J., MICH.....	8
2.	Hollowell, Alicia, ARIZ....	6
3.	Selden, Anjelica, UCLA.....	3
	Abbott, Monica, TN.....	3
5.	3 tied at.....	2

Sac flies allowed

1.	Huitink, Megan, DEPAUL.....	1

Losses

1.	Hollowell, Alicia, ARIZ....	2
	Anderson, Kelly, CAL.....	2
	Ritter, J., MICH.....	2
	Abbott, Monica, TN.....	2
	Selden, Anjelica, UCLA.....	2

Runners picked off

1.	Amundson, Kara, DEPAUL.....	1

Wild pitches

1.	Thorson, Kristina, CAL.....	2
	Hollowell, Alicia, ARIZ....	2
	VanBrakle, Stephanie, ALA..	2
4.	3 tied at.....	1

Balks

Hit batters

1.	Abbott, Monica, TN.....	6
2.	Ritter, J., MICH.....	3
3.	VanBrakle, Stephanie, ALA..	2
4.	Osterman, Cat, TEXAS.....	1

Intentional BB allowed

1.	Ritter, J., MICH.....	3
2.	Thorson, Kristina, CAL.....	1

Hits allowed

1.	Thorson, Kristina, CAL.....	3
2.	Ritter, Jennie, MICH.....	4
3.	VanBrakle, Stephanie, ALA..	9
4.	Huitink, Megan, DEPAUL.....	10
5.	Osterman, Cat, TEXAS.....	11

Runs allowed

1.	Ritter, Jennie, MICH.....	0
	Thorson, Kristina, CAL.....	0
3.	Huitink, Megan, DEPAUL.....	2
4.	Osterman, Cat, TEXAS.....	3
5.	Hollowell, Alicia, ARIZ....	4

Earned runs allowed

1.	Ritter, Jennie, MICH.....	0
	Thorson, Kristina, CAL.....	0
3.	Hollowell, Alicia, ARIZ....	1
	Huitink, Megan, DEPAUL.....	1
5.	Osterman, Cat, TEXAS.....	3

Walks allowed

1.	Huitink, Megan, DEPAUL.....	2
	Ritter, Jennie, MICH.....	2
	VanBrakle, Stephanie, ALA..	2
4.	Hollowell, Alicia, ARIZ....	3
5.	Selden, Anjelica, UCLA.....	4

Doubles allowed

1.	Ritter, Jennie, MICH.....	0
	Hollowell, Alicia, ARIZ....	0
3.	Osterman, Cat, TEXAS.....	1
	VanBrakle, Stephanie, ALA..	1
	Huitink, Megan, DEPAUL.....	1

Triples allowed

1.	Ritter, Jennie, MICH.....	0
	Hollowell, Alicia, ARIZ....	0
	Osterman, Cat, TEXAS.....	0
	VanBrakle, Stephanie, ALA..	0
	Huitink, Megan, DEPAUL.....	0

Home runs allowed

1.	Ritter, Jennie, MICH.....	0
	Hollowell, Alicia, ARIZ....	0
	Osterman, Cat, TEXAS.....	0
	VanBrakle, Stephanie, ALA..	0
	Huitink, Megan, DEPAUL.....	0

2005 Women's College World Series
Fielding Leaders (as of Apr 30, 2007)
(All games)

Hitting minimums - 1 Games
Pitching minimums - 1 Games 10 IP

Fielding pct

1.	Marx, Becky, MICH.....	1.000
	Zaplatosch, Emily, UCLA....	1.000
	Willis, Megan, TEXAS.....	1.000
	Findlay, Samantha, MICH....	1.000
	Doepking, Shannon, TN.....	1.000

Chances

1.	Marx, Becky, MICH.....	67
2.	Zaplatosch, Emily, UCLA....	63
3.	Willis, Megan, TEXAS.....	60
4.	Findlay, Samantha, MICH....	42
5.	Doepking, Shannon, TN.....	41

Putouts

1.	Marx, Becky, MICH.....	66
2.	Zaplatosch, Emily, UCLA....	60
3.	Willis, Megan, TEXAS.....	57
4.	Doepking, Shannon, TN.....	39
5.	Findlay, Samantha, MICH....	37

Assists

1.	Leutele, Grace, MICH.....	15
2.	Duran, Andrea, UCLA.....	12
	Benyi, Caitlin, UCLA.....	12
4.	Schutzler, Lindsay, TN.....	11
	Haas, Tiffany, MICH.....	11

Fielding double plays

1.	8 tied at.....	1

Passed balls

1.	Zaplatosch, Emily, UCLA....	1
	Amundson, Kara, DEPAUL.....	1
	Courtney, Ashley, ALA.....	1
	Doepking, Shannon, TN.....	1

Catchers interference

Steal attempts against

1.	Osterman, Cat, TEXAS.....	4
	Willis, Megan, TEXAS.....	4
3.	Courtney, Ashley, ALA.....	3
4.	10 tied at.....	2

Stolen bases against

1.	Osterman, Cat, TEXAS.....	3
	Willis, Megan, TEXAS.....	3
3.	VanBrakle, Stephanie, ALA..	2
	Courtney, Ashley, ALA.....	2
5.	12 tied at.....	1

Caught stealing by

1.	Huitink, Megan, DEPAUL.....	2
2.	13 tied at.....	1

Errors

1.	Legaspi, Jodie, UCLA.....	4
2.	Selden, Anjelica, UCLA.....	3
3.	4 tied at.....	2

2005 Women's College World Series
Overall Statistics (as of Apr 30, 2007)
(All games Sorted by Batting avg)

Team	AVG	G	AB	R	H	2B	3B	HR	RBI	TB	SLG%	BB	HBP	SO	GDP	OB%	SF	SH	SB-ATT	PO	A	E	FLD%
Tennessee	.221	5	136	10	30	5	0	2	9	41	.301	4	0	47	0	.243	0	6	1-2	111	37	4	.974
Michigan	.220	7	200	19	44	6	0	3	18	59	.295	11	4	64	1	.273	1	5	4-5	165	48	5	.977
UCLA	.171	6	152	16	26	3	1	3	13	40	.263	14	4	33	0	.259	0	9	0-1	135	43	7	.962
California	.169	2	65	3	11	0	0	0	1	11	.169	0	0	9	0	.169	0	5	2-2	54	23	2	.975
Alabama	.161	3	87	2	14	1	0	0	2	15	.172	4	2	31	0	.215	0	2	0-2	72	27	2	.980
DePaul	.127	2	63	1	8	0	0	0	0	8	.127	3	2	29	0	.191	0	2	1-1	52	25	3	.963
Texas	.123	4	106	4	13	1	0	0	3	14	.132	3	0	42	0	.147	0	2	1-3	93	23	2	.983
Arizona	.106	3	94	3	10	1	0	2	3	17	.181	13	0	34	0	.215	0	2	2-3	90	22	5	.957
Totals	.173	32	903	58	156	17	1	10	49	205	.227	52	12	289	1	.227	1	33	11-19	772	248	30	.971

(All games Sorted by Earned run avg)

Team	ERA	W-L	G	CG	SHO/CBO	SV	IP	H	R	ER	BB	SO	2B	3B	HR	AB	B/Avg	WP	HBP	BK	SFA	SHA
Arizona	0.23	1-2	3	2	0/0	0	30.0	18	4	1	4	29	0	0	0	103	.175	2	0	0	0	6
Tennessee	0.76	3-2	5	5	3/0	0	37.0	22	6	4	6	37	2	0	1	131	.168	1	6	0	0	3
UCLA	0.78	4-2	6	6	2/0	0	45.0	32	11	5	4	59	3	0	3	168	.190	0	0	0	0	3
DePaul	0.81	0-2	2	1	0/0	0	17.1	14	5	2	6	8	1	0	0	62	.226	1	0	0	1	2
Michigan	1.02	5-2	7	6	2/0	0	55.0	28	12	8	12	61	6	1	3	187	.150	1	3	0	0	9
Texas	1.13	2-2	4	2	2/0	0	31.0	15	7	5	8	57	1	0	0	104	.144	0	1	0	0	3
California	1.56	0-2	2	0	0/0	0	18.0	9	5	4	10	10	1	0	3	61	.148	2	0	0	0	3
Alabama	2.04	1-2	3	2	0/0	0	24.0	18	8	7	2	28	3	0	0	87	.207	2	2	0	0	4
Totals	0.98	16-16	32	24	9/0	0	257.1	156	58	36	52	289	17	1	10	903	.173	9	12	0	1	33

PB - Bruins 1, Blue Demons 1, Lady Vols 1, Crimson Tide 1. Pickoffs - Blue Demons 1.

(All games Sorted by Fielding pct)

Team	C	PO	A	E	FLD%	DPs	SBA	CSB	SBA%	PB	CI
Texas	118	93	23	2	.983	0	3	1	.750	0	0
Alabama	101	72	27	2	.980	0	2	1	.667	1	0
Michigan	218	165	48	5	.977	0	1	1	.500	0	0
California	79	54	23	2	.975	1	1	0	1.000	0	0
Tennessee	152	111	37	4	.974	1	1	1	.500	1	0
DePaul	80	52	25	3	.963	0	1	2	.333	1	0
UCLA	185	135	43	7	.962	1	1	1	.500	1	0
Arizona	117	90	22	5	.957	1	1	1	.500	0	0
Totals	1050	772	248	30	.971	4	11	8	.579	4	0

2005 NCAA WCWS- Championship Series Gm 1
UCLA vs Michigan
Jun 06, 2005 at Oklahoma City, Okla. (Hall of Fame Stadium)

UCLA 5 (40-18)

Player	AB	R	H	RBI	BB	SO	PO	A	LOB
Duran 3b	3	1	1	0	0	1	1	0	2
Henry cf	2	1	0	0	0	1	0	0	0
Benyi 2b	3	1	0	0	0	1	1	2	0
Zaplatosch c	3	0	1	2	1	0	11	1	0
Eno pr	0	1	0	0	0	0	0	0	0
Legaspi ss	2	1	0	0	1	1	2	1	2
Dedmon dh	3	0	1	1	0	1	0	0	0
Creps pr	0	0	0	0	0	0	0	0	0
Colburn rf	2	0	0	0	1	2	0	0	0
Dodd 1b	3	0	1	1	0	0	4	0	0
Herrera lf	3	0	0	0	0	0	2	0	1
Selden p	0	0	0	0	0	0	0	2	0
Totals	24	5	4	4	3	7	21	6	5

Michigan 0 (63-7)

Player	AB	R	H	RBI	BB	SO	PO	A	LOB
Haas 2b	3	0	0	0	0	2	2	2	0
Giampaolo cf	3	0	0	0	0	0	3	0	0
Merchant ss	3	0	0	0	0	0	0	2	0
Findlay 1b	3	0	1	0	0	2	6	1	0
Motycka dh	3	0	1	0	0	2	0	0	0
Leutele 3b	3	0	1	0	0	0	1	2	1
Bercaw rf	2	0	0	0	0	2	0	0	1
Marx c	2	0	0	0	0	2	7	0	1
Milian lf	2	0	1	0	0	1	2	0	0
Ritter, J. p	0	0	0	0	0	0	0	0	0
Wilson p	0	0	0	0	0	0	0	0	0
Totals	24	0	4	0	0	11	21	7	3

Score by Innings		R	H	E
UCLA	000 005 0 -	5	4	0
Michigan	000 000 0 -	0	4	1

E - Leutele(11). LOB - UCLA 5; Wolverines 3. 2B - Zaplatosch(12). HBP - Duran; Benyi. SH - Henry 2(11). CS - Milian(2).

UCLA	IP	H	R	ER	BB	SO	AB	BF
Selden	7.0	4	0	0	0	11	24	24

Michigan	IP	H	R	ER	BB	SO	AB	BF
Ritter, J.	5.0	2	4	3	2	6	16	22
Wilson	2.0	2	1	1	1	1	8	9

Win - Selden (29-12). Loss - Ritter, J. (36-4). Save - None.
WP - Wilson(8). HBP - by Ritter, J. (Duran); by Ritter, J. (Benyi).
Umpires - HP: Willie Newman 1B: Steve Arnold 3B: Linda Hoover
Start: 6:37 Time: 2:21 Attendance: 4161
Game notes:
Game 14 of the 2005 NCAA Women's College World Series
UCLA wins game one of the championship series
Ritter, J. faced 4 batters in the 6th.
Game: 2005F1

2005 NCAA WCWS- Championship Series Gm 1
UCLA vs Michigan - Play-by-Play
Jun 06, 2005 at Oklahoma City, Okla. (Hall of Fame Stadium)

Score by Innings		R	H	E
UCLA	000 005 0 -	5	4	0
Michigan	000 000 0 -	0	4	1

UCLA starters: 2/3b Duran; 7/cf Henry; 19/2b Benyi; 24/c Zaplatosch; 12/ss Legaspi; 32/dh Dedmon; 13/rf Colburn; 17/1b Dodd; 11/lf Herrera; 4/p Selden;
Michigan starters: 22/2b Haas; 17/cf Giampaolo; 24/ss Merchant; 16/1b Findlay; 20/dh Motycka; 12/3b Leutele; 8/rf Bercaw; 25/c Marx; 21/lf Milian; 15/p Ritter, J.;

UCLA 1st - Duran struck out swinging. Henry struck out swinging. Benyi struck out swinging. 0 runs, 0 hits, 0 errors, 0 LOB.

Michigan 1st - Haas flied out to lf. Giampaolo grounded out to ss. Merchant popped up to ss. 0 runs, 0 hits, 0 errors, 0 LOB.

UCLA 2nd - Zaplatosch grounded out to 1b unassisted. Legaspi struck out swinging. Dedmon struck out swinging. 0 runs, 0 hits, 0 errors, 0 LOB.

Michigan 2nd - Findlay struck out looking. Motycka singled down the lf line. Leutele fouled out to 1b. Bercaw struck out swinging. 0 runs, 1 hit, 0 errors, 1 LOB.

UCLA 3rd - Colburn struck out swinging. Dodd fouled out to 3b. Herrera flied out to lf. 0 runs, 0 hits, 0 errors, 0 LOB.

Michigan 3rd - Marx struck out swinging. Milian singled to pitcher. Haas struck out swinging. Milian out at second c to p to 2b, caught stealing. 0 runs, 1 hit, 0 errors, 0 LOB.

UCLA 4th - Duran singled through the left side. Henry out at first 3b to 2b, SAC, bunt; Duran advanced to second. Benyi lined out to lf. Zaplatosch walked. Legaspi grounded out to 2b. 0 runs, 1 hit, 0 errors, 2 LOB.

Michigan 4th - Giampaolo flied out to lf. Merchant lined out to 3b. Findlay struck out swinging. 0 runs, 0 hits, 0 errors, 0 LOB.

UCLA 5th - Dedmon flied out to cf. Colburn walked. Dodd flied out to cf. Herrera grounded out to ss. 0 runs, 0 hits, 0 errors, 1 LOB.

Michigan 5th - Motycka struck out swinging. Leutele singled to left field. Bercaw struck out swinging. Marx struck out swinging. 0 runs, 1 hit, 0 errors, 1 LOB.

UCLA 6th - Duran hit by pitch. Henry reached on a fielding error by 3b, SAC, bunt; Duran advanced to second. Benyi hit by pitch; Henry advanced to second; Duran advanced to third. Zaplatosch doubled to left center, 2 RBI; Benyi advanced to third; Henry scored, unearned; Duran scored. Wilson to p for Ritter, J.. Eno pinch ran for Zaplatosch. Eno advanced to third on a wild pitch; Benyi scored on a wild pitch. Legaspi walked. Dedmon singled to pitcher, RBI; Legaspi advanced to second; Eno scored. Creps pinch ran for Dedmon. Colburn struck out looking. Dodd singled through the right side, RBI; Creps advanced to third; Legaspi scored. Herrera grounded out to 3b; Dodd advanced to second. Duran grounded out to ss. 5 runs, 3 hits, 1 error, 2 LOB.

Michigan 6th - Zaplatosch to c for Eno. Dedmon to dh for Creps. Milian struck out swinging. Haas struck out swinging. Giampaolo grounded out to 2b. 0 runs, 0 hits, 0 errors, 0 LOB.

UCLA 7th - Henry out at first 1b to 2b. Benyi grounded out to 2b. Zaplatosch flied out to cf. 0 runs, 0 hits, 0 errors, 0 LOB.

Michigan 7th - Merchant grounded out to p. Findlay singled to left field. Motycka struck out swinging. Leutele reached on a fielder's choice; Findlay out at second 2b to ss. 0 runs, 1 hit, 0 errors, 1 LOB.

2005 NCAA WCWS- Championship Series Gm 2
Michigan vs UCLA
Jun 07, 2005 at Oklahoma City, Okla. (Hall of Fame Stadium)

Michigan 5 (64-7)

Player	AB	R	H	RBI	BB	SO	PO	A	LOB
Haas 2b	3	1	0	0	0	2	2	0	0
Giampaolo cf	3	1	1	0	1	0	0	0	0
Merchant ss	4	0	2	2	0	1	0	1	0
Findlay 1b	3	0	1	1	1	0	7	2	0
Motycka dh	4	0	0	0	0	4	0	0	4
Leutele 3b	4	0	1	0	0	3	2	3	2
Bercaw rf	3	1	1	0	0	1	1	0	0
Marx c	3	1	1	2	0	0	5	0	0
Milian lf	3	1	1	0	0	2	3	0	1
Ritter, J. p	0	0	0	0	0	0	1	3	0
Totals	30	5	8	5	2	13	21	9	7

UCLA 2 (40-19)

Player	AB	R	H	RBI	BB	SO	PO	A	LOB
Duran 3b	3	0	1	1	0	1	1	2	0
Henry cf	2	0	0	0	0	1	0	0	1
Peterson ph	1	0	0	0	0	0	0	0	1
Benyi 2b	3	1	1	1	0	0	3	0	0
Zaplatosch c	3	0	1	0	0	1	13	0	0
Eno pr	0	0	0	0	0	0	0	0	0
Legaspi ss	3	0	0	0	0	0	1	1	0
Dedmon dh	3	0	0	0	0	0	0	0	0
Colburn rf	3	0	0	0	0	2	1	0	1
Dodd 1b	3	1	1	0	0	0	2	2	0
Herrera lf	0	0	0	0	0	0	0	0	0
Selden p	0	0	0	0	0	0	0	0	0
Totals	24	2	4	2	0	5	21	5	3

Score by Innings				R	H	E
Michigan	000	040	1 -	5	8	1
UCLA	001	100	0 -	2	4	2

E - Haas(7); Legaspi(18); Selden(8). LOB - Wolverines 7; UCLA 3. 2B - Merchant(12); Findlay(11); Zaplatosch(13). 3B - Duran(8). HR - Marx(6); Benyi(14). SH - Haas(6); Herrera 2(8).

Michigan	IP	H	R	ER	BB	SO	AB	BF
Ritter, J	7.0	4	2	1	0	5	24	26

UCLA	IP	H	R	ER	BB	SO	AB	BF
Selden	7.0	8	5	3	2	13	30	33

Win - Ritter, J. (37-4). Loss - Selden (29-13). Save - None.
Umpires - HP: Susie Benzel 1B: Donna Vavrinec 3B: Tom Topping
Start: 6:38 Time: 2:17 Attendance: 3638
Game notes:
Game 15 of the 2005 NCAA Women's College World Series
Michigan takes game two to even the championship series at 1-1
The final game of the championship series will be at 6:30 on Wednesday
Game: 2005F2

2005 NCAA WCWS- Championship Series Gm 2
Michigan vs UCLA - Play-by-Play
Jun 07, 2005 at Oklahoma City, Okla. (Hall of Fame Stadium)

Score by Innings			R	H	E
Michigan.....	000 040 1 -		5	8	1
UCLA.....	001 100 0 -		2	4	2

Michigan starters: 22/2b Haas; 17/cf Giampaolo; 24/ss Merchant; 16/1b Findlay; 20/dh Motycka; 12/3b Leutele; 8/rf Bercaw; 25/c Marx; 21/lf Milian; 15/p Ritter, J.;
UCLA starters: 2/3b Duran; 7/cf Henry; 19/2b Benyi; 24/c Zaplatosch; 12/ss Legaspi; 32/dh Dedmon; 13/rf Colburn; 17/1b Dodd; 11/lf Herrera; 4/p Selden;

Michigan 1st - Haas struck out swinging. Giampaolo out at first 1b to 2b. Merchant flied out to rf. 0 runs, 0 hits, 0 errors, 0 LOB.

UCLA 1st - Duran struck out swinging. Henry grounded out to 3b. Benyi popped up to 3b. 0 runs, 0 hits, 0 errors, 0 LOB.

Michigan 2nd - Findlay fouled out to 3b. Motycka struck out swinging. Leutele struck out swinging. 0 runs, 0 hits, 0 errors, 0 LOB.

UCLA 2nd - Zaplatosch struck out looking. Legaspi grounded out to 3b. Dedmon flied out to lf. 0 runs, 0 hits, 0 errors, 0 LOB.

Michigan 3rd - Bercaw struck out looking. Marx grounded out to ss. Milian struck out swinging. 0 runs, 0 hits, 0 errors, 0 LOB.

UCLA 3rd - Colburn struck out looking. Dodd reached on a fielding error by 2b. Herrera out at first 1b to 2b, SAC, bunt; Dodd advanced to second. Duran tripled to right field, RBI; Dodd scored, unearned. Peterson pinch hit for Henry. Peterson flied out to lf. 1 run, 1 hit, 1 error, 1 LOB.

Michigan 4th - Henry to cf for Peterson. Haas struck out swinging. Giampaolo singled to pitcher. Merchant struck out swinging. Findlay reached on a fielder's choice; Giampaolo advanced to second on a fielding error by ss. Motycka struck out swinging. 0 runs, 1 hit, 1 error, 2 LOB.

UCLA 4th - Benyi homered to left field, RBI. Zaplatosch doubled to left center. Eno pinch ran for Zaplatosch. Legaspi grounded out to p. Dedmon grounded out to ss; Eno advanced to third. Colburn grounded out to p. 1 run, 2 hits, 0 errors, 1 LOB.

Michigan 5th - Zaplatosch to c for Eno. Leutele singled to pitcher. Bercaw reached on a fielder's choice; Leutele out at second 3b to ss. Marx homered to left field, 2 RBI; Bercaw scored. Milian singled through the left side. Haas reached on an error by p, SAC, bunt; Milian advanced to second. Giampaolo out at first 1b to 2b; Haas advanced to second; Milian advanced to third. Merchant doubled to left center, 2 RBI; Haas scored, unearned; Milian scored, unearned. Findlay walked. Motycka struck out swinging. 4 runs, 4 hits, 1 error, 2 LOB.

UCLA 5th - Dodd singled through the left side. Herrera out at first 1b to 2b, SAC, bunt; Dodd advanced to second. Duran popped up to 3b. Henry struck out swinging. 0 runs, 1 hit, 0 errors, 1 LOB.

Michigan 6th - Leutele struck out swinging. Bercaw singled up the middle. Marx reached on a fielder's choice; Bercaw out at second 3b to 2b. Milian struck out looking. 0 runs, 1 hit, 0 errors, 1 LOB.

UCLA 6th - Benyi flied out to rf. Zaplatosch grounded out to p. Legaspi grounded out to 3b. 0 runs, 0 hits, 0 errors, 0 LOB.

Michigan 7th - Haas fouled out to 1b. Giampaolo walked. Merchant singled to shortstop; Giampaolo advanced to second. Findlay doubled to right field, RBI; Merchant advanced to third; Giampaolo scored. Motycka struck out swinging. Leutele struck out swinging. 1 run, 2 hits, 0 errors, 2 LOB.

UCLA 7th - Dedmon popped up to p. Colburn struck out swinging. Dodd lined out to lf. 0 runs, 0 hits, 0 errors, 0 LOB.

2005 NCAA WCWS- Championship Series Gm 3
Michigan vs UCLA
Jun 08, 2005 at Oklahoma City, Okla. (Hall of Fame Stadium)

Michigan 4 (65-7)

Player	AB	R	H	RBI	BB	SO	PO	A	LOB
Haas 2b	5	2	2	0	0	1	3	3	1
Giampaolo cf	4	1	2	0	1	0	1	0	1
Merchant ss	5	0	1	0	0	2	7	0	0
Findlay 1b	5	1	3	4	0	0	7	0	0
Motycka dh	5	0	0	0	0	2	0	0	1
Leutele 3b	3	0	0	0	1	2	3	4	3
Bercaw rf	4	0	0	0	0	0	1	0	1
Marx c	4	0	0	0	0	3	6	0	0
Milian lf	4	0	1	0	0	0	2	0	0
Ritter, J. p	0	0	0	0	0	0	0	1	0
Totals	39	4	9	4	2	10	30	8	7

UCLA 1 (40-20)

Player	AB	R	H	RBI	BB	SO	PO	A	LOB
Duran 3b	3	0	2	0	1	0	2	4	0
Henry cf	4	0	0	0	0	0	0	0	3
Peterson ph	1	0	0	0	0	0	0	0	0
Benyi 2b	5	0	0	0	0	1	4	2	0
Zaplatosch c	3	0	0	0	2	0	10	1	1
Stewart pr	0	0	0	0	0	0	0	0	0
Legaspi ss	5	0	1	0	0	2	1	1	4
Eno pr	0	0	0	0	0	0	0	0	0
Dedmon dh	3	0	1	0	0	0	0	0	0
Creps pr	1	0	0	0	0	0	0	0	1
Colburn rf	3	0	0	0	0	1	1	0	0
Dodd 1b	2	1	1	1	2	0	9	3	0
Herrera lf	4	0	0	0	0	0	3	0	2
Selden p	0	0	0	0	0	0	0	0	0
Totals	34	1	5	1	5	4	30	11	11

Score by Innings				R	H	E
Michigan	000	001	000	3	4	9	1
UCLA	010	000	000	0	1	5	1

E - Leutele(12); Legaspi(19). DP - UCLA 1. LOB - Wolverines 7; UCLA 11. 2B - Findlay(12); Dedmon(7). HR - Findlay(21); Dodd(7). HBP - Duran. SH - Dedmon(2); Colburn(5).

Michigan	IP	H	R	ER	BB	SO	AB	BF
Ritter, J.	10.0	5	1	1	5	4	34	42

UCLA	IP	H	R	ER	BB	SO	AB	BF
Selden	10.0	9	4	1	2	10	39	41

Win - Ritter, J. (38-4). Loss - Selden (29-14). Save - None.
HBP - by Ritter, J. (Duran).
Umpires - HP: Tom Topping 1B: Willie Newman 3B: Susie Benzel
Start: 6:37 Time: 3:11 Attendance: 4032
Game notes:
Michigan wins the 2005 NCAA Women's College World Series
Game: 2005F3

2005 NCAA WCWS- Championship Series Gm 3
Michigan vs UCLA - Play-by-Play
Jun 08, 2005 at Oklahoma City, Okla. (Hall of Fame Stadium)

Score by Innings	R	H	E
Michigan..... 000 001 000 3 -	4	9	1
UCLA..... 010 000 000 0 -	1	5	1

Michigan starters: 22/2b Haas; 17/cf Giampaolo; 24/ss Merchant; 16/1b Findlay; 20/dh Motycka; 12/3b Leutele; 8/rf Bercaw; 25/c Marx; 21/lf Milian; 15/p Ritter, J.;
UCLA starters: 2/3b Duran; 7/cf Henry; 19/2b Benyi; 24/c Zaplatosch; 12/ss Legaspi; 32/dh Dedmon; 13/rf Colburn; 17/1b Dodd; 11/lf Herrera; 4/p Selden;

Michigan 1st - Haas struck out swinging. Giampaolo popped up to ss. Merchant struck out swinging. 0 runs, 0 hits, 0 errors, 0 LOB.

UCLA 1st - Duran hit by pitch. Henry fouled out to c. Benyi grounded out to 2b; Duran advanced to second. Zaplatosch intentionally walked. Legaspi lined out to 3b. 0 runs, 0 hits, 0 errors, 2 LOB.

Michigan 2nd - Findlay grounded out to ss. Motycka struck out swinging. Leutele walked. Bercaw flied out to lf. 0 runs, 0 hits, 0 errors, 1 LOB.

UCLA 2nd - Dedmon flied out to lf. Colburn grounded out to 3b. Dodd homered to left field, RBI. Herrera grounded out to 2b. 1 run, 1 hit, 0 errors, 0 LOB.

Michigan 3rd - Marx struck out swinging. Milian out at first 1b to 2b. Haas singled to shortstop. Giampaolo grounded out to 1b unassisted. 0 runs, 1 hit, 0 errors, 1 LOB.

UCLA 3rd - Duran singled up the middle. Henry popped up to 3b. Benyi out on batter's interference. Zaplatosch lined out to cf. 0 runs, 1 hit, 0 errors, 1 LOB.

Michigan 4th - Merchant grounded out to 3b. Findlay doubled to left center. Motycka struck out swinging. Leutele grounded out to 3b. 0 runs, 1 hit, 0 errors, 1 LOB.

UCLA 4th - Legaspi singled up the middle. Eno pinch ran for Legaspi. Dedmon grounded out to 1b unassisted, SAC, bunt; Eno advanced to second. Colburn out at first p to 2b to 1b; Eno advanced to third. Dodd walked. Herrera reached on a fielder's choice; Dodd out at second ss unassisted. 0 runs, 1 hit, 0 errors, 2 LOB.

Michigan 5th - Legaspi to ss for Eno. Bercaw grounded out to 2b. Marx grounded out to 3b. Milian out at first 1b to 2b. 0 runs, 0 hits, 0 errors, 0 LOB.

UCLA 5th - Duran singled through the right side. Henry grounded out to 3b; Duran advanced to second. Benyi popped up to ss. Zaplatosch intentionally walked. Legaspi popped up to ss. 0 runs, 1 hit, 0 errors, 2 LOB.

Michigan 6th - Haas singled down the lf line. Giampaolo walked; Haas advanced to second. Merchant singled through the left side; Giampaolo advanced to second; Haas advanced to third. Findlay singled through the right side, RBI; Merchant advanced to second; Giampaolo advanced to third; Haas scored. Motycka lined into double play 3b unassisted; Giampaolo out on the play. Leutele struck out looking. 1 run, 3 hits, 0 errors, 2 LOB.

UCLA 6th - Dedmon popped up to ss. Colburn struck out. Dodd flied out to lf. 0 runs, 0 hits, 0 errors, 0 LOB.

Michigan 7th - Bercaw grounded out to 3b. Marx struck out looking. Milian singled to pitcher. Haas flied out to rf. 0 runs, 1 hit, 0 errors, 1 LOB.

UCLA 7th - Herrera flied out to rf. Duran popped up to 3b. Peterson pinch hit for Henry. Peterson popped up to 2b. 0 runs, 0 hits, 0 errors, 0 LOB.

Michigan 8th - Henry to cf for Peterson. Giampaolo singled up the middle. Merchant flied out to lf. Findlay flied out to lf. Motycka grounded out to 2b. 0 runs, 1 hit, 0 errors, 1 LOB.

UCLA 8th - Benyi struck out swinging. Zaplatosch popped up to ss. Legaspi struck out looking. 0 runs, 0 hits, 0 errors, 0 LOB.

Michigan 9th - Leutele struck out swinging. Bercaw fouled out to 1b. Marx struck out swinging. 0 runs, 0 hits, 0 errors, 0 LOB.

UCLA 9th - Dedmon doubled to left center. Creps pinch ran for Dedmon. Colburn out at first 3b to 2b, SAC, bunt; Creps advanced to third. Dodd walked. Herrera popped up to 2b. Duran intentionally walked; Dodd advanced to second. Henry grounded out to 3b. 0 runs, 1 hit, 0 errors, 3 LOB.

Michigan 10th - Milian out at first 1b to 2b. Haas reached on a fielding error by ss. Giampaolo singled to shortstop; Haas advanced to second. Merchant struck out swinging. Findlay homered to left field, 3 RBI,

unearned; Giampaolo scored, unearned; Haas scored, unearned. Motycka out at first c to 2b. 3 runs, 2 hits, 1 error, 0 LOB.

UCLA 10th - Benyi popped up to ss. Zaplatosch reached on a fielding error by 3b. Stewart pinch ran for Zaplatosch. Legaspi struck out swinging. Creps popped up to ss. 0 runs, 0 hits, 1 error, 1 LOB.

2006 NCAA Division I

SOFTBALL CHAMPIONSHIP

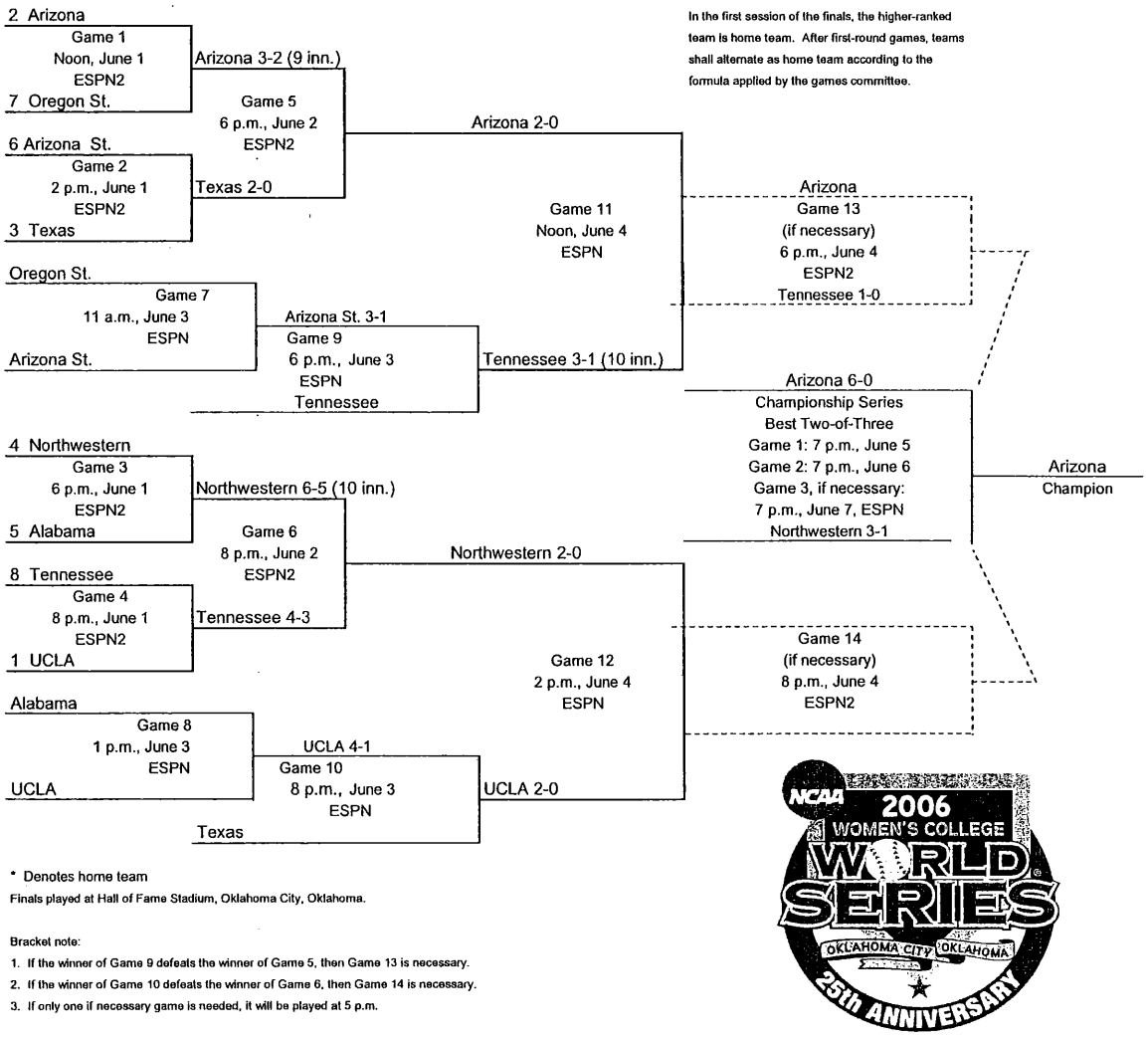

In the first session of the finals, the higher-ranked team is home team. After first-round games, teams shall alternate as home team according to the formula applied by the games committee.

* Denotes home team

Finals played at Hall of Fame Stadium, Oklahoma City, Oklahoma.

Bracket note:

1. If the winner of Game 9 defeats the winner of Game 5, then Game 13 is necessary.
2. If the winner of Game 10 defeats the winner of Game 6, then Game 14 is necessary.
3. If only one if necessary game is needed, it will be played at 5 p.m.

*Note: The NCAA Division I Softball Committee reserves the right to revise the schedule (i.e., game times) in the event weather conditions and/or media/television commitments require such.

ALL TIMES ARE LOCAL (CENTRAL) TIME

CONSULT WWW.NCAASPORTS.COM/BROADCAST UNDER 'TV SCHEDULE' FOR ESPN & ESPN2 LISTINGS AND GAME TIMES

2006 Team Rosters

NCAA Women's College World Series

Alabama Crimson Tide

No.	Name	Pos.
1	Mallory Benak	OF
2	Jordan Praytor	OF
3	Mandy Burford	OF
4	Katie Johnson	C/OF
5	Jessica Smith	UT
6	Ashley Holcombe	C
7	Chrissy Owens	P
8	Brittany Rogers	OF
10	Kelley Montalvo	UT
11	Blair Potter	P
14	Michelle Menningmann	IF
16	Kellie Eubanks	IF
17	Dominique Accetturo	IF
19	Staci Ramsey	IF
21	Allison Moore	P/1B
22	Kellie Deska	C
23	Dani Woods	IF
24	Stephanie VanBrakle	P

Head Coach: Patrick Murphy

Arizona Wildcats

No.	Name	Pos.
0	Autumn Champion	LF
4	Adrienne Acton	RF
6	Jill Malina	OF
9	Taryne Mowatt	P/OF
12	Danielle Rodriguez	2B
14	Chelsie Mesa	2B/SS
15	Callista Balko	C
17	Leslie Wolfe	P
21	Kelly Nelson	OF
24	Laine Roth	1B
26	Caitlin Lowe	CF
29	Kristie Fox	SS
31	Jenae Leles	3B/2B
33	Sam Banister	1B/UT
44	Alicia Hollowell	P

Head Coach: Mike Candrea

Arizona State Sun Devils

No.	Name	Pos.
2	Bridgette Caron	OF
4	Bianca Cruz	3B
5	Rhiannon Baca	SS
7	Katie Burkhart	P
8	Michelle Smith	OF
9	Jenn McCard	3B
11	Samantha Zadel	OF
12	Jessica Mapes	OF
14	Delenah Langley	OF
15	Kristin Crenshaw	2B
16	Kaitlin Cochran	OF
17	Marisa Trevino	IF
18	Heidi Knabe	C
20	Kim Zadrozny	IF
21	Jackie Vasquez	OF
22	Mindy Cowles	2B
23	Ashley Werschky	3B
33	Kristen Miller	C
99	Desiree Serrano	P

Head Coach: Clint Myers

Northwestern Wildcats

No.	Name	Pos.
0	Erin Dyer	C/OF
1	Elizabeth Piatt	OF
2	Tammy Williams	IF
3	Courtnay Foster	P
4	Sheila McCorkle	OF/IF
6	Darcy Sengewald	IF
7	Jessica Miller	P/UT
8	Katie Logan	OF
9	Kristen Salamon	OF
10	Jamie Dotson	C
12	Gina Gonzalez	IF
13	Eileen Canney	P
15	Ann Schraufnagel	UT
16	Ashley Crane	IF
17	Jessica Rigas	IF
20	Erin Hampshire	3B/1B
21	Kristen Amegin	3B/C
23	Garland Cooper	1B

Head Coach: Kate Drohan

Oregon State Beavers

No.	Name	Pos.
1	Ta'Tyana McElroy	P
2	Mia Longfellow	UT
4	Paige Lowe	2B/UT
5	Kellie Roberts	UT
6	Natalie Johnson	OF
7	Maggie DeWall	OF
8	Sherina Galvan	3B
10	Cambria Miranda	UT
15	Brianne McGowan	P/1B
17	DeAnn Young	1B/OF
20	Lisa Hill	DP
22	Ingrid Lochelt	IF/OF
23	Vanessa Iapala	1B/C
24	Stefanie Ewing	UT
27	Lisa Allen	C/1B
32	Adrienne Alo	OF
33	Amy Klever	P

Head Coach: Kirk Walker

Tennessee Lady Volunteers

No.	Name	Pos.
1	Liane Horiuchi	2B/SS
2	Alicia Brown	OF
3	Sarah Fekete	OF
4	Sarah Vaughn	UT
5	Danielle Pieroni	P/OF
6	Katherine Card	UT
7	Monica Abbott	P
8	Kenora Posey	2B/SS
9	Caitlin Ryan	IF
10	Megan Rhodes	P
11	Shannon Doepking	C/IF
12	Allison Fulmer	1B/DH
17	Lillian Hammond	OF
22	Kortney Bell	IF
23	India Chiles	OF
24	Kristi Durant	3B/C
25	Natalie Brock	1B/DP
31	Jennifer Griffin	3B/C
33	Lindsay Schutzler	IF
35	Tonya Callahan	IF

Co-Head Coaches: Ralph & Karen Weekly

Texas Longhorns

No.	Name	Pos.
2	Meagan Denny	P
4	MicKayla Padilla	OF
5	Chez Sievers	2B
6	Shannon Thomas	UT
7	Crystal Saenz	3B/OF
8	Cat Osterman	P
9	Rachael Cook	1B/OF
10	Megan Willis	C
12	Kelly Melone	SS/3B
13	Jaclyn Daniels	OF
18	Jacqueline Williams	1B/C
21	Amber Hall	OF
22	Tina Boutelle	OF
27	Brittany Reliford	3B
35	Kacie Gaskin	C
44	Desiree Williams	P/UT

Head Coach: Connie Clark

UCLA Bruins

No.	Name	Pos.
2	Andrea Duran	3B
4	Anjelica Selden	P
5	Alissa Eno	UT
7	Tara Henry	OF
8	Kelsey Enquist	UT
10	Jaisa Creps	C
11	Ashley Herrera	1B/OF
12	Jodie Legaspi	SS
13	Krista Colburn	UT
17	Lisa Dodd	P/1B
18	Maryn Oyoung	UT
19	Caitlin Benyi	2B
21	Shana Stewart	C/OF
22	Celina Rubalcaba	SS/2B
23	Whitney Holum	OF
24	Emily Zaplatosch	C/1B
27	Jen Schroeder	UT
32	Kristen Dedmon	1B/DP
44	Danielle Peterson	UT

Head Coach: Sue Enquist

2006 NCAA Women's College World Series
Batting Leaders (as of Apr 30, 2007)
(All games)

Hitting minimums - 1 Games 10 AB
Pitching minimums - 1 Games 10 IP

Batting avg

1.	Logan, Katie, NU	.400
	Legaspi, Jodie, UCLA	.400
3.	Mowatt, Taryne, ARIZ	.389
4.	Lowe, Caitlin, ARIZ	.381
	Champion, Autumn, ARIZ	.381

Slugging pct

1.	Duran, Andrea, UCLA	.933
2.	Cooper, Garland, NU	.813
3.	Mowatt, Taryne, ARIZ	.667
4.	J. Griffin, TN	.600
5.	Dyer, Erin, NU	.533

On base pct

1.	Legaspi, Jodie, UCLA	.500
2.	Cooper, Garland, NU	.474
3.	Mowatt, Taryne, ARIZ	.450
4.	Roth, Laine, ARIZ	.444
5.	Lowe, Caitlin, ARIZ	.435

Runs scored

1.	Lowe, Caitlin, ARIZ	8
2.	Duran, Andrea, UCLA	4
	Acton, Adrienne, ARIZ	4
4.	Champion, Autumn, ARIZ	3
	Williams, Tammy, NU	3

Hits

1.	Champion, Autumn, ARIZ	8
	Lowe, Caitlin, ARIZ	8
	Logan, Katie, NU	8
4.	Williams, Tammy, NU	7
	Mowatt, Taryne, ARIZ	7

Runs batted in

1.	Champion, Autumn, ARIZ	7
2.	Cooper, Garland, NU	4
3.	Mowatt, Taryne, ARIZ	3
	Balko,Callista, ARIZ	3
	Fox, Kristie, ARIZ	3

Doubles

1.	Mowatt, Taryne, ARIZ	2
	Sievers, Chez, TEXAS	2
3.	11 tied at	1

Triples

1.	Duran, Andrea, UCLA	2

Home runs

1.	Knabe, Heidi, ASU	2
	Duran, Andrea, UCLA	2
	Cooper, Garland, NU	2
	McGowan, Brianne, OREST	2
5.	11 tied at	1

Total bases

1.	Duran, Andrea, UCLA	14
2.	Cooper, Garland, NU	13
3.	Mowatt, Taryne, ARIZ	12
4.	Williams, Tammy, NU	10
5.	2 tied at	9

Walks

1.	Fox, Kristie, ARIZ	4
2.	Mapes, Jessica, ASU	3
	Roth, Laine, ARIZ	3
	Cooper, Garland, NU	3
5.	6 tied at	2

Hit by pitch

1.	Burford, Mandy, ALA	3
2.	9 tied at	1

Sac bunts

1.	Dodd, Lisa, UCLA	2
	Champion, Autumn, ARIZ	2
	S. Doepking, TN	2
	Lowe, Caitlin, ARIZ	2
5.	9 tied at	1

Sac flies

1.	Fox, Kristie, ARIZ	1
	Baca, Rhiannon, ASU	1

Stolen bases

1.	Lowe, Caitlin, ARIZ	4
2.	Acton, Adrienne, ARIZ	2
3.	14 tied at	1

Total plate appearances

1.	Lowe, Caitlin, ARIZ	25
2.	Champion, Autumn, ARIZ	23
3.	Fox, Kristie, ARIZ	22
4.	3 tied at	21

At bats

1.	Balko,Callista, ARIZ	21
	Champion, Autumn, ARIZ	21
	Lowe, Caitlin, ARIZ	21
4.	3 tied at	20

Steal attempts

1.	Lowe, Caitlin, ARIZ	4
2.	Acton, Adrienne, ARIZ	2
3.	20 tied at	1

Strikeouts

1.	Crane, Ashley, NU	12
2.	McCorkle, Sheila, NU	10
3.	T. Callahan, TN	8
	K. Card, TN	8
5.	4 tied at	7

Caught stealing

1.	6 tied at	1

Grounded into DP

1.	Iapala, Vanessa, OREST	1
	Leles, Jenae, ARIZ	1
	Dotson, Jamie, NU	1

2006 NCAA Women's College World Series
Pitching Leaders (as of Apr 30, 2007)
(All games)

Hitting minimums - 1 Games 10 AB
Pitching minimums - 1 Games 10 IP

Earned run avg

1. Hollowell, Alicia, ARIZ....	0.33
2. Osterman, Cat, TEXAS.....	1.05
3. Owens, Chrissy, ALA.....	1.35
4. M. Abbott, TN.....	1.51
5. Burkhart, Katie, ASU.....	1.59

Opposing bat avg

1. Osterman, Cat, TEXAS.....	.108
2. Hollowell, Alicia, ARIZ....	.157
3. M. Abbott, TN.....	.201
4. Owens, Chrissy, ALA.....	.205
5. Burkhart, Katie, ASU.....	.208

Innings pitched

1. Hollowell, Alicia, ARIZ....	43.0
2. M. Abbott, TN.....	37.0
3. Selden, Anjelica, UCLA.....	29.0
4. Canney, Eileen, NU.....	28.1
5. Burkhart, Katie, ASU.....	22.0

Batters struck out

1. Hollowell, Alicia, ARIZ....	64
2. M. Abbott, TN.....	48
3. Osterman, Cat, TEXAS.....	40
4. Burkhart, Katie, ASU.....	35
5. Selden, Anjelica, UCLA.....	34

Batters SO out looking

1. Hollowell, Alicia, ARIZ....	22
2. M. Abbott, TN.....	14
3. Osterman, Cat, TEXAS.....	12
4. Burkhart, Katie, ASU.....	11
5. 2 tied at.....	8

Wins

1. Hollowell, Alicia, ARIZ....	5
2. M. Abbott, TN.....	3
3. Selden, Anjelica, UCLA.....	2
Canney, Eileen, NU.....	2
5. 3 tied at.....	1

Saves

Appearances

1. Hollowell, Alicia, ARIZ....	6
2. M. Abbott, TN.....	5
Canney, Eileen, NU.....	5
4. Selden, Anjelica, UCLA.....	4
5. 2 tied at.....	3

Games started

1. Hollowell, Alicia, ARIZ....	6
2. Canney, Eileen, NU.....	5
M. Abbott, TN.....	5
4. Selden, Anjelica, UCLA.....	4
5. 2 tied at.....	3

Games finished

1. Foster, Courtnay, NU.....	2
Owens, Chrissy, ALA.....	2

Games in relief

1. Foster, Courtnay, NU.....	2
Owens, Chrissy, ALA.....	2

Sac bunts allowed

1. M. Abbott, TN.....	4
Canney, Eileen, NU.....	4
3. Owens, Chrissy, ALA.....	2
McGowan, Brianne, OREST....	2
Burkhart, Katie, ASU.....	2

Sac flies allowed

1. Foster, Courtnay, NU.....	1
McGowan, Brianne, OREST....	1

Losses

1. 6 tied at.....	2

Runners picked off

Wild pitches

1. Canney, Eileen, NU.....	1
M. Abbott, TN.....	1
Foster, Courtnay, NU.....	1

Balks

Hit batters

1. M. Abbott, TN.....	3
2. Osterman, Cat, TEXAS.....	2
Foster, Courtnay, NU.....	2
4. 5 tied at.....	1

Intentional BB allowed

1. Owens, Chrissy, ALA.....	2
2. Hollowell, Alicia, ARIZ....	1
Selden, Anjelica, UCLA.....	1

Hits allowed

1. Osterman, Cat, TEXAS.....	7
2. Owens, Chrissy, ALA.....	8
3. McGowan, Brianne, OREST....	14
4. Burkhart, Katie, ASU.....	16
5. Hollowell, Alicia, ARIZ....	24

Runs allowed

1. Owens, Chrissy, ALA.....	3
Hollowell, Alicia, ARIZ....	3
3. Osterman, Cat, TEXAS.....	4
4. McGowan, Brianne, OREST....	6
Burkhart, Katie, ASU.....	6

Earned runs allowed

1. Owens, Chrissy, ALA.....	2
Hollowell, Alicia, ARIZ....	2
3. Osterman, Cat, TEXAS.....	3
4. Burkhart, Katie, ASU.....	5
McGowan, Brianne, OREST....	5

Walks allowed

1. Osterman, Cat, TEXAS.....	2
2. Hollowell, Alicia, ARIZ....	4
Owens, Chrissy, ALA.....	4
4. M. Abbott, TN.....	5
5. Burkhart, Katie, ASU.....	6

Doubles allowed

1. M. Abbott, TN.....	0
2. Selden, Anjelica, UCLA.....	1
Owens, Chrissy, ALA.....	1
Osterman, Cat, TEXAS.....	1
McGowan, Brianne, OREST....	1

Triples allowed

1.	Canney, Eileen, NU.....	0
	Burkhart, Katie, ASU.....	0
	Selden, Anjelica, UCLA.....	0
	Owens, Chrissy, ALA.....	0
	Osterman, Cat, TEXAS.....	0

Home runs allowed

1.	Canney, Eileen, NU.....	0
2.	Owens, Chrissy, ALA.....	1
	McGowan, Brianne, OREST....	1
4.	Osterman, Cat, TEXAS.....	2
	Hollowell, Alicia, ARIZ....	2

2006 NCAA Women's College World Series
Fielding Leaders (as of Apr 30, 2007)
(All games)

Hitting minimums - 1 Games
Pitching minimums - 1 Games 10 IP

Fielding pct

1.	Balko,Callista, ARIZ.....	1.000
	S. Doepking, TN.....	1.000
	Dotson, Jamie, NU.....	1.000
	Knabe, Heidi, ASU.....	1.000
	Willis, Megan, TEXAS.....	1.000

Chances

1.	Balko,Callista, ARIZ.....	67
2.	S. Doepking, TN.....	50
3.	Dotson, Jamie, NU.....	48
4.	Knabe, Heidi, ASU.....	41
	Cooper, Garland, NU.....	41

Putouts

1.	Balko,Callista, ARIZ.....	64
2.	S. Doepking, TN.....	49
3.	Dotson, Jamie, NU.....	45
4.	Willis, Megan, TEXAS.....	39
5.	Zaplatosch, Emily, UCLA....	38

Assists

1.	Legaspi, Jodie, UCLA.....	11
2.	J. Griffin, TN.....	10
	Williams, Tammy, NU.....	10
	Duran, Andrea, UCLA.....	10
	Sengewald, Darcy, NU.....	10

Fielding double plays

1.	Cooper, Garland, NU.....	2
	Roth, Laine, ARIZ.....	2
	Hollowell, Alicia, ARIZ....	2
4.	13 tied at.....	1

Passed balls

Catchers interference

Steal attempts against

1.	Burkhart, Katie, ASU.....	5
	Knabe, Heidi, ASU.....	5
3.	Osterman, Cat, TEXAS.....	4
	Willis, Megan, TEXAS.....	4
	Dotson, Jamie, NU.....	4

Stolen bases against

1.	Osterman, Cat, TEXAS.....	4
	Willis, Megan, TEXAS.....	4
3.	7 tied at.....	3

Caught stealing by

1.	Burkhart, Katie, ASU.....	2
	Knabe, Heidi, ASU.....	2
	Hollowell, Alicia, ARIZ....	2
	Balko,Callista, ARIZ.....	2
5.	4 tied at.....	1

Errors

1.	Ramsey, Staci, ALA.....	3
	L. Schutzler, TN.....	3
	Sengewald, Darcy, NU.....	3
4.	5 tied at.....	2

2006 NCAA Women's College World Series
Overall Statistics (as of Apr 30, 2007)
(All games Sorted by Batting avg)

Team	AVG	G	AB	R	H	2B	3B	HR	RBI	TB	SLG%	BB	HBP	SO	GDP	OB%	SF	SH	SB-ATT	PO	A	E	FLD%
Arizona	.250	6	168	24	42	3	0	2	20	51	.304	13	3	39	1	.314	1	6	10-10	129	31	7	.958
Alabama	.246	2	65	6	16	2	0	1	5	21	.323	7	3	25	0	.347	0	1	2-3	49	16	5	.929
Northwestern	.243	5	152	11	37	3	0	6	10	58	.382	7	1	59	1	.281	0	2	0-0	114	36	8	.949
UCLA	.239	4	113	10	27	2	2	3	9	42	.372	3	2	27	0	.271	0	3	2-2	87	41	3	.977
Tennessee	.184	5	125	8	23	1	0	2	6	30	.240	9	2	53	0	.250	0	3	2-3	111	27	8	.945
Texas	.183	3	71	2	13	4	0	1	2	20	.282	2	0	30	0	.205	0	0	3-5	60	10	1	.986
Oregon State	.130	2	54	3	7	0	0	2	2	13	.241	4	0	22	1	.190	0	1	0-2	46	13	1	.983
Arizona State	.118	3	76	4	9	0	0	2	3	15	.197	7	1	32	0	.200	1	1	1-1	66	15	2	.976
Totals	.211	30	824	68	174	15	2	19	57	250	.303	52	12	287	3	.267	2	17	20-26	662	189	35	.960

(All games Sorted by Earned run avg)

Team	ERA	W-L	G	CG	SHO/CBO	SV	IP	H	R	ER	BB	SO	2B	3B	HR	AB	B/Avg	WP	HBP	BK	SFA	SHA
Arizona	0.33	5-1	6	6	4/0	0	43.0	24	3	2	4	64	2	0	2	153	.157	0	1	0	0	1
Texas	1.05	1-2	3	3	1/0	0	20.0	7	4	3	2	40	1	0	2	65	.108	0	2	0	0	1
Tennessee	1.51	3-2	5	5	1/0	0	37.0	29	12	8	5	48	0	1	2	144	.201	1	3	0	0	4
Arizona State	1.59	1-2	3	3	0/0	0	22.0	16	6	5	6	35	3	0	3	77	.208	0	0	0	0	2
UCLA	1.93	2-2	4	4	1/0	0	29.0	27	8	8	7	34	1	0	4	111	.243	0	1	0	0	1
Northwestern	2.21	3-2	5	3	1/0	0	38.0	37	19	12	11	45	6	0	2	149	.248	2	3	0	1	4
Oregon State	2.28	0-2	2	2	0/0	0	15.1	14	6	5	12	9	1	0	1	55	.255	0	1	0	1	2
Alabama	3.43	0-2	2	0	0/0	0	16.1	20	10	8	5	12	1	1	3	70	.286	0	1	0	0	2
Totals	1.62	15-15	30	26	8/0	0	220.2	174	68	51	52	287	15	2	19	824	.211	3	12	0	2	17

(All games Sorted by Fielding pct)

Team	C	PO	A	E	FLD%	DPs	SBA	CSB	SBA%	PB	CI
Texas	71	60	10	1	.986	1	4	0	1.000	0	0
Oregon State	60	46	13	1	.983	1	3	0	1.000	0	0
UCLA	131	87	41	3	.977	1	1	1	.500	0	0
Arizona State	83	66	15	2	.976	0	3	2	.600	0	0
Arizona	167	129	31	7	.958	2	1	2	.333	0	0
Northwestern	158	114	36	8	.949	2	3	1	.750	0	0
Tennessee	146	111	27	8	.945	0	3	0	1.000	0	0
Alabama	70	49	16	5	.929	1	2	0	1.000	0	0
Totals	886	662	189	35	.960	8	20	6	.769	0	0

2006 NCAA WCWS- Championship Series Gm 1
Arizona vs Northwestern
Jun 05, 2006 at Oklahoma City, OK (Hall of Fame Stadium)

Arizona 8 (53-11)

Player	AB	R	H	RBI	BB	SO	PO	A	LOB
Lowe cf	4	2	1	0	1	0	0	0	1
Champion lf	4	1	1	1	0	0	0	0	0
Fox ss	3	1	0	1	0	1	0	1	0
Balko c	4	1	1	1	0	0	12	0	2
Leles 3b	3	0	0	0	1	1	1	1	1
Mesa 2b	4	1	1	1	0	0	2	1	0
Mowatt dh	4	1	3	3	0	0	0	0	0
Nelson pr	0	0	0	0	0	0	0	0	0
Roth 1b	3	0	0	0	1	2	5	0	1
Malina pr	0	0	0	0	0	0	0	0	0
Acton rf	3	1	1	0	0	1	1	1	1
Banister ph	1	0	0	0	0	0	0	0	2
Hollowell p	0	0	0	0	0	0	0	3	0
Totals	33	8	8	7	3	5	21	7	8

Northwestern 0 (50-14)

Player	AB	R	H	RBI	BB	SO	PO	A	LOB
Logan lf	3	0	0	0	0	2	0	0	0
Williams ss	3	0	0	0	0	1	1	2	0
Cooper 1b	3	0	0	0	0	2	7	0	0
Dotson c	3	0	1	0	0	1	6	0	0
Schraufnagel pr	0	0	0	0	0	0	0	0	0
Amegin dh	3	0	0	0	0	1	0	0	1
McCorkle cf	2	0	0	0	0	2	3	0	0
Dyer rf	2	0	0	0	0	1	0	0	1
Crane 2b	2	0	0	0	0	1	3	0	0
Sengewald 3b	2	0	0	0	0	1	1	2	0
Canney p	0	0	0	0	0	0	0	0	0
Foster p	0	0	0	0	0	0	0	2	0
Totals	23	0	1	0	0	12	21	6	2

Score by Innings			R	H	E
Arizona	005	100 2 -	8	8	2
Northwestern	000	000 0 -	0	1	4

E - Leles(10); Hollowell(5); Williams(12); Cooper(5); Crane(10); Sengewald(14). LOB - Wildcats 8; Wildcats 2. 2B - Mowatt(2). HR - Mesa(10); Mowatt(3). SF - Fox(4). SB - Lowe(33).

Arizona	IP	H	R	ER	BB	SO	AB	BF
Hollowell	7.0	1	0	0	0	12	23	23

Northwestern	IP	H	R	ER	BB	SO	AB	BF
Canney	2.0	3	2	2	1	1	9	10
Foster	5.0	5	6	2	2	4	24	27

Win - Hollowell (31-5). Loss - Canney (26-8). Save - None.
WP - Foster(8).
Umpires - HP: Sally Walker 1B: Lisa Harvey 3B: John Kurnat
Start: 7:07 Time: 2:25 Attendance: 4391
Game notes:
ID-447043
Canney faced 2 batters in the 3rd.
Game: 2006F1

2006 NCAA WCWS- Championship Series Gm 1
Arizona vs Northwestern - Play-by-Play
Jun 05, 2006 at Oklahoma City, OK (Hall of Fame Stadium)

Score by Innings	R	H	E
Arizona..... 005 100 2 -	8	8	2
Northwestern..... 000 000 0 -	0	1	4

Arizona starters: 26/cf Lowe; 0/lf Champion; 29/ss Fox; 15/c Balko; 31/3b Leles; 14/2b Mesa; 9/dh Mowatt; 24/1b Roth; 4/rf Acton; 44/p Hollowell;
Northwestern starters: 8/lf Logan; 2/ss Williams; 23/1b Cooper; 10/c Dotson; 21/dh Amegin; 4/cf McCorkle; 0/rf Dyer; 16/2b Crane; 6/3b Sengewald; 13/p Canney;

Arizona 1st - Lowe grounded out to 3b. Champion singled to pitcher. Fox struck out swinging. Balko popped up to 2b. 0 runs, 1 hit, 0 errors, 1 LOB.

Northwestern 1st - Logan struck out swinging. Williams grounded out to p. Cooper struck out looking. 0 runs, 0 hits, 0 errors, 0 LOB.

Arizona 2nd - Leles walked. Mesa popped up to ss. Mowatt popped up to c, bunt. Roth grounded out to ss. 0 runs, 0 hits, 0 errors, 1 LOB.

Northwestern 2nd - Dotson grounded out to p. Amegin struck out swinging. McCorkle struck out looking. 0 runs, 0 hits, 0 errors, 0 LOB.

Arizona 3rd - Acton singled, bunt. Lowe singled to shortstop; Acton advanced to second, advanced to third on a throwing error by ss. Lowe stole second. Foster to p for Canney. Champion reached on a fielder's choice, advanced to second, RBI; Lowe advanced to third; Acton scored. Fox reached on an error by 2b, advanced to second; Champion advanced to third; Lowe scored. Balko singled to left field, RBI; Champion scored, unearned. Leles struck out looking. Mesa grounded out to 1b unassisted; Balko advanced to second; Fox advanced to third. Mowatt doubled to left field, 2 RBI; Balko scored, unearned; Fox scored, unearned. Roth walked. Banister pinch hit for Acton. Banister popped up to 2b. 5 runs, 4 hits, 2 errors, 2 LOB.

Northwestern 3rd - Acton to rf for Banister. Dyer flied out to rf. Crane struck out swinging. Sengewald grounded out to 2b. 0 runs, 0 hits, 0 errors, 0 LOB.

Arizona 4th - Lowe walked. Champion reached on a throwing error by 3b, advanced to second; Lowe advanced to third. Fox flied out to cf, SF, RBI; Lowe scored, unearned. Balko flied out to cf; Champion advanced to third. Leles grounded out to p. 1 run, 0 hits, 1 error, 1 LOB.

Northwestern 4th - Logan struck out swinging. Williams struck out swinging. Cooper struck out looking. 0 runs, 0 hits, 0 errors, 0 LOB.

Arizona 5th - Mesa flied out to cf. Mowatt singled to right field. Nelson pinch ran for Mowatt. Roth struck out looking. Acton struck out swinging. 0 runs, 1 hit, 0 errors, 1 LOB.

Northwestern 5th - Mowatt to dh for Nelson. Dotson singled through the left side. Schraufnagel pinch ran for Dotson. Amegin reached on a fielder's choice; Schraufnagel out at second ss to 2b. McCorkle struck out swinging. Dyer struck out swinging. 0 runs, 1 hit, 0 errors, 1 LOB.

Arizona 6th - Dotson to c for Schraufnagel. Lowe lined out to 2b. Champion reached on a muffed throw by 1b, assist by ss. Fox grounded out to p; Champion advanced to second. Balko popped up to 1b. 0 runs, 0 hits, 1 error, 1 LOB.

Northwestern 6th - Crane fouled out to 1b. Sengewald struck out swinging. Logan out at first 3b to 2b. 0 runs, 0 hits, 0 errors, 0 LOB.

Arizona 7th - Leles fouled out to 3b. Mesa homered to center field, RBI. Mowatt homered down the lf line, RBI. Roth struck out swinging, reached first on a wild pitch. Malina pinch ran for Roth. Acton grounded out to 3b; Malina advanced to second. Lowe fouled out to c. 2 runs, 2 hits, 0 errors, 1 LOB.

Northwestern 7th - Roth to 1b for Malina. Williams reached on an error by p, advanced to second, out at third rf to 3b. Cooper reached on a fielding error by 3b. Dotson struck out swinging. Amegin grounded out to p. 0 runs, 0 hits, 2 errors, 1 LOB.

2006 NCAA WCWS- Championship Series Gm 2
Northwestern vs Arizona
Jun 06, 2006 at Oklahoma City, OK (Hall of Fame Stadium)

Northwestern 0 (50-15)

Player	AB	R	H	RBI	BB	SO	PO	A	LOB
Logan lf	4	0	3	0	0	1	0	0	0
Williams ss	4	0	2	0	0	2	3	3	0
Cooper 1b	3	0	1	0	1	2	10	0	0
Dotson c	4	0	0	0	0	2	4	0	5
Amegin dh	3	0	1	0	0	0	0	0	3
Schraufnagel pr	0	0	0	0	0	0	0	0	0
McCorkle cf	3	0	0	0	0	2	0	0	0
Dyer rf	3	0	1	0	0	2	0	0	0
Crane 2b	3	0	0	0	0	2	1	3	2
Sengewald 3b	3	0	1	0	0	0	0	1	0
Canney p	0	0	0	0	0	0	0	0	0
Totals	30	0	9	0	1	13	18	7	10

Arizona 5 (54-11)

Player	AB	R	H	RBI	BB	SO	PO	A	LOB
Lowe cf	4	2	2	0	0	0	0	0	2
Champion lf	4	1	3	2	0	1	2	0	0
Fox ss	3	0	0	0	0	1	1	0	2
Balko c	3	0	2	2	0	0	13	0	0
Nelson pr	0	0	0	0	0	0	0	0	0
Leles 3b	3	0	0	0	0	0	1	1	3
Mesa 2b	3	0	0	0	0	0	2	1	0
Mowatt dh	3	0	2	0	0	1	0	0	0
Rodriguez pr	0	1	0	0	0	0	0	0	0
Roth 1b	3	1	2	0	0	0	2	0	0
Acton rf	3	0	1	0	0	1	0	0	0
Hollowell p	0	0	0	0	0	0	0	0	0
Totals	29	5	12	4	0	4	21	2	7

Score by Innings		R	H	E
Northwestern	000 000 0 -	0	9	2
Arizona	100 022 X -	5	12	0

E - Cooper(6); Crane(11). DP - Wildcats 1. LOB - Wildcats 10; Wildcats 7. 2B - Logan(7); Balko(7). SH - Fox(1).

Northwestern	IP	H	R	ER	BB	SO	AB	BF
Canney	6.0	12	5	3	0	4	29	30

Arizona	IP	H	R	ER	BB	SO	AB	BF
Hollowell	7.0	9	0	0	1	13	30	31

Win - Hollowell (32-5). Loss - Canney (26-9). Save - None.
WP - Canney(9).
Umpires - HP: Lisa Harvey 1B: John Kurnat 3B: Sally Walker
Start: 7:07 Time: 2:14 Attendance: 4423
Game notes:
ID-447044
Arizona wins the 2006 NCAA Women's College World Series
Game: 2006F2

2006 NCAA WCWS- Championship Series Gm 2
Northwestern vs Arizona - Play-by-Play
Jun 06, 2006 at Oklahoma City, OK (Hall of Fame Stadium)

Score by Innings		R	H	E
Northwestern.....	000 000 0 -	0	9	2
Arizona.....	100 022 X -	5	12	0

Northwestern starters: 8/lf Logan; 2/ss Williams; 23/1b Cooper; 10/c Dotson; 21/dh Amegin; 4/cf McCorkle; 0/rf Dyer; 16/2b Crane; 6/3b Sengewald; 13/p Canney;
Arizona starters: 26/cf Lowe; 0/lf Champion; 29/ss Fox; 15/c Balko; 31/3b Leles; 14/2b Mesa; 9/dh Mowatt; 24/1b Roth; 4/rf Acton; 44/p Hollowell;

Northwestern 1st - Logan struck out swinging. Williams struck out looking. Cooper struck out looking. 0 runs, 0 hits, 0 errors, 0 LOB.

Arizona 1st - Lowe singled through the left side. Champion singled to third base; Lowe advanced to second. Fox grounded out to 1b unassisted, SAC, bunt; Champion advanced to second; Lowe advanced to third. Balko grounded out to 2b, RBI; Champion advanced to third; Lowe scored. Leles grounded out to 2b. 1 run, 2 hits, 0 errors, 1 LOB.

Northwestern 2nd - Dotson flied out to lf. Amegin singled through the right side. McCorkle struck out swinging. Dyer singled down the lf line; Amegin advanced to second. Schraufnagel pinch ran for Amegin. Crane struck out swinging. 0 runs, 2 hits, 0 errors, 2 LOB.

Arizona 2nd - Amegin to dh for Schraufnagel. Mesa fouled out to 1b. Mowatt singled up the middle. Roth singled to left field; Mowatt advanced to second. Acton grounded out to ss; Roth advanced to second; Mowatt advanced to third. Lowe grounded out to ss. 0 runs, 2 hits, 0 errors, 2 LOB.

Northwestern 3rd - Sengewald singled through the left side. Logan singled through the left side; Sengewald advanced to second. Williams singled to right center; Logan advanced to second; Sengewald advanced to third. Cooper struck out looking. Dotson fouled out to 3b. Amegin flied out to lf. 0 runs, 3 hits, 0 errors, 3 LOB.

Arizona 3rd - Champion struck out swinging. Fox struck out swinging. Balko singled down the lf line. Leles popped up to ss. 0 runs, 1 hit, 0 errors, 1 LOB.

Northwestern 4th - McCorkle grounded out to 3b. Dyer struck out looking. Crane fouled out to ss. 0 runs, 0 hits, 0 errors, 0 LOB.

Arizona 4th - Mesa popped up to 2b. Mowatt struck out swinging. Roth grounded out to 2b. 0 runs, 0 hits, 0 errors, 0 LOB.

Northwestern 5th - Sengewald fouled out to 2b. Logan doubled down the lf line. Williams struck out swinging. Cooper intentionally walked. Dotson struck out looking. 0 runs, 1 hit, 0 errors, 2 LOB.

Arizona 5th - Acton struck out swinging. Lowe singled to shortstop, advanced to second on a throwing error by 2b. Lowe advanced to third on a wild pitch. Champion singled to left center, RBI; Lowe scored, unearned. Fox popped up to ss. Balko doubled to right field, RBI; Champion scored. Nelson pinch ran for Balko. Leles grounded out to 3b. 2 runs, 3 hits, 1 error, 1 LOB.

Northwestern 6th - Balko to c for Nelson. Amegin grounded out to 2b. McCorkle struck out swinging. Dyer struck out looking. 0 runs, 0 hits, 0 errors, 0 LOB.

Arizona 6th - Mesa grounded out to 1b unassisted. Mowatt singled through the left side. Rodriguez pinch ran for Mowatt. Roth singled to right field; Rodriguez advanced to second. Acton singled, bunt; Roth advanced to second; Rodriguez advanced to third. Lowe reached on a fielding error by 1b; Acton advanced to second; Roth advanced to third; Rodriguez scored, unearned. Champion singled to left field, RBI; Lowe advanced to second; Acton advanced to third; Roth scored. Fox hit into double play ss to 1b; Champion out on the play. 2 runs, 4 hits, 1 error, 2 LOB.

Northwestern 7th - Mowatt to dh for Rodriguez. Crane struck out looking. Sengewald popped up to 2b. Logan singled up the middle. Williams singled through the left side; Logan advanced to second. Cooper singled up the middle; Williams advanced to second; Logan advanced to third. Dotson struck out looking. 0 runs, 3 hits, 0 errors, 3 LOB.

2007 NCAA

Women's College World Series

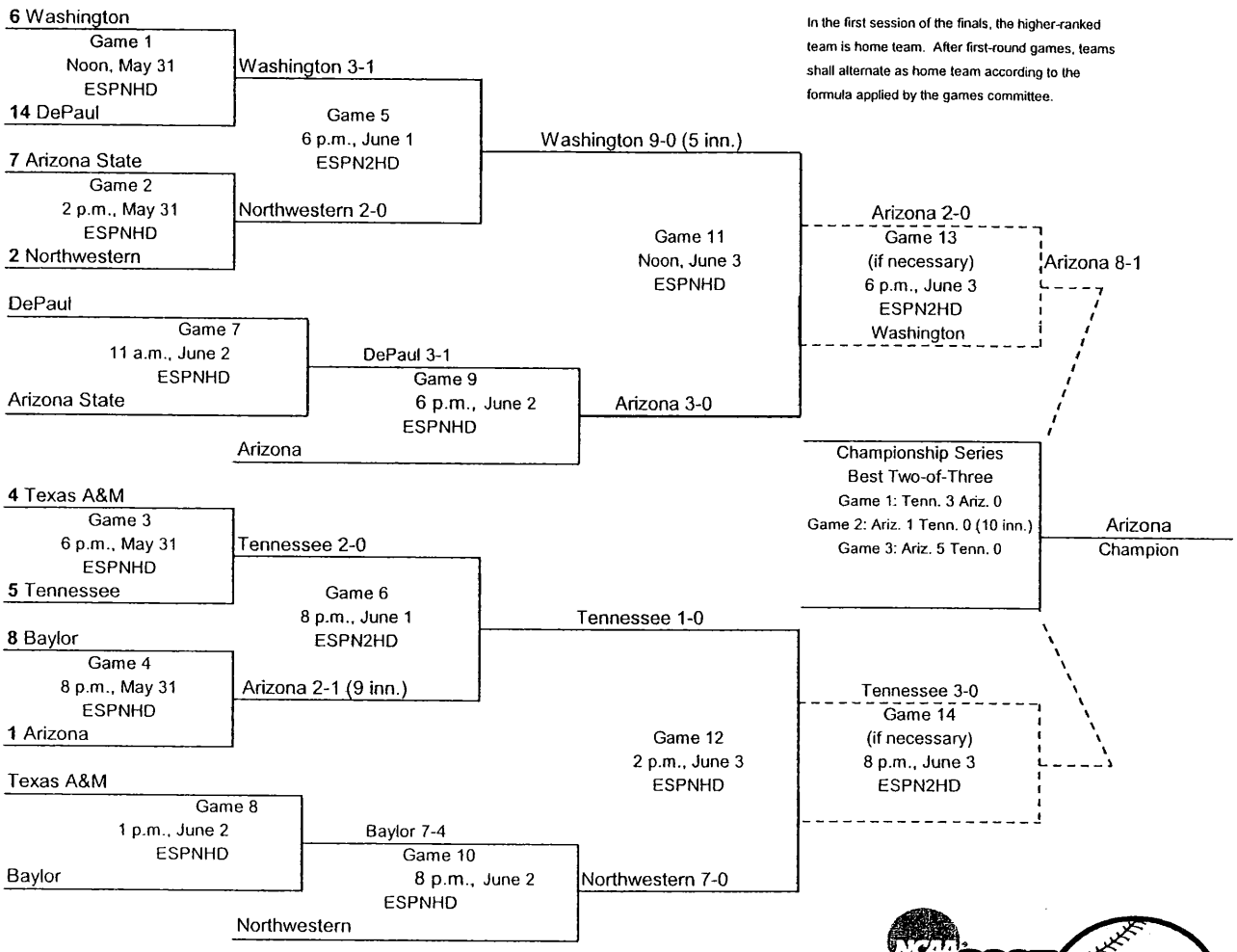

In the first session of the finals, the higher-ranked team is home team. After first-round games, teams shall alternate as home team according to the formula applied by the games committee.

Finals played at Hall of Fame Stadium, Oklahoma City, Oklahoma.

Bracket note:

1. If the winner of Game 9 defeats the winner of Game 5, then Game 13 is necessary.
2. If the winner of Game 10 defeats the winner of Game 6, then Game 14 is necessary.
3. If only one if necessary game is needed, it will be played at 6 p.m.

*Note: The NCAA Division I Softball Committee reserves the right to revise the schedule (i.e., game times) in the event weather conditions and/or media/television commitments require such.

ALL TIMES ARE LOCAL (CENTRAL) TIME

CONSULT WWW.NCAASPORTS.COM/BROADCAST UNDER 'TV SCHEDULE' FOR ESPN & ESPN2HD LISTINGS AND GAME TIMES



2007 Team Rosters

NCAA Women's College World Series

Arizona Wildcats

No.	Last Name
2	Duran
3	Akamine
4	Acton
6	Malina
7	Arredondo
9	Mowatt
12	Rodriguez
14	Mesa
15	Balko
17	Hoffman
22	Odom
23	Erb
24	Roth
26	Lowe
29	Fox
31	Leles
33	Banister

Head Coach: Mike Candrea

Arizona State Sun Devils

No.	Last Name
2	Carlson
4	Elliott
5	Baca
6	Hixson
7	Burkhart
8	Smith
9	Cruz
11	Gamez
12	Mapes
14	Andorfer-Lopez
16	Cochran
17	Trevino
18	Knabe
20	Matta
21	Vasquez
22	Cowles
23	Crabb
33	Miller
99	Muenz

Head Coach: Clint Myers

Baylor Lady Bears

No.	Last Name
1	Shortridge
2	Martinez
3	Sage
4	Reagan
5	Turner
7	T. Wesley
9	Romero
10	N. Wesley
11	Lake
12	Oberg
13	Colyer
15	Honnettte
16	Daniels
17	Monceaux
22	Lisa Ferguson

Head Coach: Glenn Moore

DePaul Blue Demons

No.	Last Name
1	Hanson
3	Sheaks
4	Thompson
5	Tarulli-Fisher
7	Heteniak
10	Huitink
11	Santori
12	Patton
13	Warren
23	Blagaich
24	Secka
31	Adix
32	Amundson
34	Demas
39	Evans
40	Vojik
88	Wilus

Head Coach: Eugene Lenti

Northwestern Wildcats

No.	Last Name
00	E. Dyer
1	Euler
2	Williams
3	Sears
4	K. Dyer
5	Delaney
6	Sengewald
7	Miller
8	Logan
9	Salamon
11	Pauly
12	Gonzalez
13	Canney
15	Schraufnagel
16	Lafever
17	Rigas
21	Haug
22	Hampshire
23	Cooper

Head Coach: Kate Drohan

Tennessee Lady Volunteers

No.	Last Name
00	Kajitani
1	Horiuchi
2	Baker
3	Clay
5	Pieroni
6	Weissinger
7	Abbott
8	Posey
9	Ryan
10	Rhodes
11	Doepking
12	Fulmer
14	Webb
17	Hammond
18	Manuma
23	Chiles
31	Griffin
33	Schultzler
35	Tonya Callahan
52	Huff

Co-Head Coaches:
Ralph Weekly
Karen Weekly

Texas A&M Aggies

No.	Last Name
1	Test
2	Lobpries
3	Gorzycki
4	Schroeder
5	Reynolds
6	Gegen
7	Wunderlich
8	McDonlad
9	Scarborough
11	Gibson
12	Hinshaw
13	Ridley
14	Morrow
15	R. Smith
16	Davis
20	C. Smith
21	Shadow
25	Rowan

Head Coach: Jo Evans

Washington Huskies

No.	Last Name
1	Stuart
2	Koziol
3	Tyson
4	Lastrapes
5	Fleischman
9	Hansen
10	Moojen
11	Charters
12	Matthews
13	Noble
14	Reiten
15	Lawrie
16	Hester
20	Stenson
21	Greer
22	McWherter

Head Coach: Heather Tarr

The Automated ScoreBook
Conference Batting Leaders (as of May 19, 2008)
(All games)

Hitting minimums - 1 Games 10 AB
Pitching minimums - 1 Games 10 IP

Batting avg

1.	Fox, ARIZ	.500
	Monceaux, BU	.500
3.	I. Chiles, UT	.400
4.	Leles, ARIZ	.381
5.	Charters, WASH	.364

Slugging pct

1.	Williams, NU	.818
2.	Fox, ARIZ	.682
3.	Tyson, WASH	.600
	Monceaux, BU	.600
	VOJIK, DPU	.600

On base pct

1.	Fox, ARIZ	.586
2.	Monceaux, BU	.583
3.	Charters, WASH	.500
4.	Leles, ARIZ	.440
5.	Tyson, WASH	.417

Runs scored

1.	Fox, ARIZ	4
	Arredondo, ARIZ	4
	Mesa, ARIZ	4
4.	Williams, NU	3
	Charters, WASH	3

Hits

1.	Fox, ARIZ	11
2.	Lowe, ARIZ	10
3.	Mesa, ARIZ	8
	Leles, ARIZ	8
	I. Chiles, UT	8

Runs batted in

1.	Leles, ARIZ	6
	Mesa, ARIZ	6
3.	Tyson, WASH	4
	Williams, NU	4
5.	3 tied at	3

Doubles

1.	Lowe, ARIZ	2
	Charters, WASH	2
3.	12 tied at	1

Triples

1.	Colyer, BU	1

Home runs

1.	Williams, NU	2
2.	11 tied at	1

Total bases

1.	Fox, ARIZ	15
2.	Mesa, ARIZ	12
	Lowe, ARIZ	12
4.	Williams, NU	9
	Leles, ARIZ	9

Walks

1.	Fox, ARIZ	5
2.	Roth, ARIZ	4
3.	13 tied at	3

Hit by pitch

1.	Wesley, T., BU	2
2.	5 tied at	1

Sac bunts

1.	Leles, ARIZ	2
	Arredondo, ARIZ	2
3.	15 tied at	1

Sac flies

1.	Morrow, TAMU	1
	Leles, ARIZ	1
	Fox, ARIZ	1

Stolen bases

1.	K. Posey, UT	4
2.	Charters, WASH	3
3.	5 tied at	2

Total plate appearances

1.	Lowe, ARIZ	31
2.	Fox, ARIZ	29
	Mesa, ARIZ	29
4.	Arredondo, ARIZ	28
5.	Leles, ARIZ	27

At bats

1.	Lowe, ARIZ	29
2.	Mesa, ARIZ	28
3.	Arredondo, ARIZ	24
4.	Banister, ARIZ	23
5.	3 tied at	22

Steal attempts

1.	K. Posey, UT	4
	Charters, WASH	4
3.	L. Schutzler, UT	3
4.	5 tied at	2

Strikeouts

1.	Roth, ARIZ	10
	Balko, ARIZ	10
3.	T. Huff, UT	9
	Banister, ARIZ	9
5.	4 tied at	7

Caught stealing

1.	WILUS, DPU	1
	Monceaux, BU	1
	SECKA, DPU	1
	Charters, WASH	1
	L. Schutzler, UT	1

Grounded into DP

The Automated ScoreBook
Conference Pitching Leaders (as of May 19, 2008)
(All games)

Hitting minimums - 1 Games 10 AB
Pitching minimums - 1 Games 10 IP

Earned run avg

1. Mowatt, ARIZ	0.60
2. M. Abbott, UT	1.23
3. Lawrie, WASH	1.96
4. Burkhart, ASU	2.77
5. Canney, NU	2.88

Opposing bat avg

1. Lawrie, WASH	.150
2. Canney, NU	.156
3. Mowatt, ARIZ	.163
4. M. Abbott, UT	.171
5. Burkhart, ASU	.229

Innings pitched

1. Mowatt, ARIZ	60.0
2. M. Abbott, UT	44.0
3. Canney, NU	25.0
4. Lawrie, WASH	23.0
5. Ferguson, BU	20.0

Batters struck out

1. Mowatt, ARIZ	76
2. M. Abbott, UT	75
3. Lawrie, WASH	35
4. Canney, NU	32
5. Burkhart, ASU	17

Batters SO out looking

1. Mowatt, ARIZ	17
2. M. Abbott, UT	12
3. Lawrie, WASH	9
4. Canney, NU	8
5. 2 tied at	6

Wins

1. Mowatt, ARIZ	6
2. M. Abbott, UT	4
3. Lawrie, WASH	2
Canney, NU	2
5. 2 tied at	1

Saves

Appearances

1. Mowatt, ARIZ	8
2. M. Abbott, UT	6
3. Lawrie, WASH	4
Canney, NU	4
5. 2 tied at	3

Games started

1. Mowatt, ARIZ	8
2. M. Abbott, UT	6
3. Lawrie, WASH	4
Canney, NU	4
5. ADIX, DPU	3

Games finished

1. 6 tied at	1

Games in relief

1. HETENIAK, DPU	2
2. 5 tied at	1

Sac bunts allowed

1. M. Abbott, UT	6
2. Mowatt, ARIZ	4
3. Burkhart, ASU	2
Lawrie, WASH	2
5. 5 tied at	1

Sac flies allowed

1. Ferguson, BU	1
Noble, WASH	1
Lawrie, WASH	1

Losses

1. 7 tied at	2

Runners picked off

1. TARULLI-FISH, DPU	1

Wild pitches

1. Canney, NU	2
2. Mowatt, ARIZ	1

Balks

1. Canney, NU	1
Mowatt, ARIZ	1
M. Abbott, UT	1
Lawrie, WASH	1

Hit batters

1. Scarborough, TAMU	2
2. 5 tied at	1

Intentional BB allowed

1. M. Abbott, UT	5
2. Mowatt, ARIZ	1

Hits allowed

1. Burkhart, ASU	11
2. Lawrie, WASH	12
3. Canney, NU	14
4. ADIX, DPU	17
5. Ferguson, BU	18

Runs allowed

1. Burkhart, ASU	5
2. ADIX, DPU	6
M. Abbott, UT	6
Mowatt, ARIZ	6
5. Lawrie, WASH	7

Earned runs allowed

1. Burkhart, ASU	4
Mowatt, ARIZ	4
3. Lawrie, WASH	5
4. M. Abbott, UT	6
ADIX, DPU	6

Walks allowed

1. Burkhart, ASU	1
2. Ferguson, BU	3
3. ADIX, DPU	5
4. Lawrie, WASH	10
5. Canney, NU	12

Doubles allowed

1. Mowatt, ARIZ	0
2. M. Abbott, UT	1
Burkhart, ASU	1
4. Canney, NU	2
5. Ferguson, BU	3

<page/>

Triples allowed

1. Mowatt, ARIZ	0
M. Abbott, UT	0
Burkhart, ASU	0
Canney, NU	0
Lawrie, WASH	0

Home runs allowed

1. Lawrie, WASH	0
Canney, NU	0
3. M. Abbott, UT	1
4. ADIX, DPU	2
Mowatt, ARIZ	2

The Automated ScoreBook
Conference Fielding Leaders (as of May 19, 2008)
(All games)

Hitting minimums - 1 Games
Pitching minimums - 1 Games 10 IP

Fielding pct

1.	S. Doepking, UT	1.000
	Matthews, WASH	1.000
	Dyer, E., NU	1.000
	WILUS, DPU	1.000
	Leles, ARIZ	1.000

Chances

1.	Balko, ARIZ	85
2.	S. Doepking, UT	80
3.	Matthews, WASH	40
4.	Dyer, E., NU	34
5.	2 tied at	30

Putouts

1.	Balko, ARIZ	79
	S. Doepking, UT	79
3.	Matthews, WASH	39
4.	Dyer, E., NU	33
5.	WILUS, DPU	30

Assists

1.	Leles, ARIZ	16
2.	PATTON, DPU	14
3.	Mowatt, ARIZ	11
4.	Fox, ARIZ	10
5.	J. Griffin, UT	7

Fielding double plays

1.	10 tied at	1

Passed balls

1.	Balko, ARIZ	3
2.	Dyer, E., NU	2
3.	Matthews, WASH	1

Catchers interference

Steal attempts against

1.	Mowatt, ARIZ	9
	Balko, ARIZ	9
3.	4 tied at	5

Stolen bases against

1.	Balko, ARIZ	5
	Wunderlich, TAMU	5
	Mowatt, ARIZ	5
	Scarborough, TAMU	5
5.	4 tied at	4

Caught stealing by

1.	Mowatt, ARIZ	4
	Balko, ARIZ	4
3.	Canney, NU	1
	Dyer, E., NU	1

Errors

1.	Fox, ARIZ	2
2.	15 tied at	1

The Automated ScoreBook

Conference Overall Statistics (as of May 19, 2008)

(All games Sorted by Batting avg)

Team	AVG	G	AB	R	H	2B	3B	HR	RBI	TB	SLG%	BB	HBP	SO	GDP	OB%	SF	SH	SB-ATT	PO	A	E	FLD%
Arizona.....	.257	8	214	21	55	7	0	2	21	68	.318	20	1	69	0	.321	2	9	3-3	180	46	4	.983
Tennessee.....	.220	6	164	9	36	1	0	2	7	43	.262	19	1	56	0	.304	0	3	8-9	132	24	2	.987
Washington.....	.198	4	91	13	18	2	0	2	11	26	.286	16	1	31	0	.324	0	1	3-4	75	14	3	.967
Baylor.....	.198	3	81	8	16	2	1	1	6	23	.284	8	2	27	0	.286	0	1	2-3	66	22	3	.967
Northwestern.....	.167	4	90	9	15	3	0	4	9	30	.333	9	1	40	0	.250	0	2	1-1	75	21	3	.970
Texas A&M.....	.146	2	48	4	7	0	0	1	4	10	.208	4	0	21	0	.208	1	1	0-0	39	12	1	.981
Arizona State.....	.128	2	47	1	6	1	0	0	1	7	.149	4	0	14	0	.196	0	1	1-1	39	6	1	.978
DePaul.....	.116	3	69	4	8	0	0	1	3	11	.159	5	1	24	0	.187	0	1	6-8	60	37	0	1.000
Totals.....	.200		804		161		1		62		.271		7		0		3		24-29		182		.980
		32		69		16		13		218		85		282		.281		19		666		17	

(All games Sorted by Earned run avg)

Team	ERA	W-L	G	CG	SHO/CBO	SV	IP	H	R	ER	BB	SO	2B	3B	HR	AB	B/Avg	WP	HBP	BK	SFA	SHA
Arizona.....	0.60	6-2	8	8	4/0	0	60.0	34	6	4	29	76	0	0	2	208	.163	1	1	1	0	4
Tennessee.....	1.23	4-2	6	6	4/0	0	44.0	26	6	6	14	75	1	0	1	152	.171	0	0	1	0	6
Washington.....	2.52	2-2	4	3	1/0	0	25.0	16	11	7	12	37	4	0	0	89	.180	0	1	1	2	2
Arizona State.....	2.77	0-2	2	2	0/0	0	13.0	11	5	4	1	17	1	0	2	48	.229	0	1	0	0	2
DePaul.....	3.15	1-2	3	1	0/0	0	20.0	20	7	7	6	14	3	0	2	74	.270	0	0	0	0	2
Northwestern.....	3.60	2-2	4	3	2/0	0	25.0	14	12	10	15	32	2	0	0	90	.156	2	1	1	0	1
Baylor.....	4.50	1-2	3	2	0/0	0	22.0	20	13	11	6	16	3	0	5	85	.235	0	1	0	1	1
Texas A&M.....	5.54	0-2	2	1	0/0	0	13.0	20	9	8	2	15	2	1	1	58	.345	0	2	0	0	1
Totals.....	2.31		32		11/0		222.0		69		85		16		13		.200		7		3	
		16-16		26		0		161		57		282		1		804		3		4		19

PB - Arizona 3, Northwestern 2, Washington 1. Pickoffs - DePaul 1.

(All games Sorted by Fielding pct)

Team	C	PO	A	E	FLD%	DPs	SBA	CSB	SBA%	PB	CI
DePaul.....	97	60	37	0	1.000	1	1	0	1.000	0	0
Tennessee.....	158	132	24	2	.987	0	2	0	1.000	0	0
Arizona.....	230	180	46	4	.983	2	5	4	.556	3	0
Texas A&M.....	52	39	12	1	.981	0	5	0	1.000	0	0
Arizona State.....	46	39	6	1	.978	0	3	0	1.000	0	0
Northwestern.....	99	75	21	3	.970	0	4	1	.800	2	0
Washington.....	92	75	14	3	.967	1	4	0	1.000	1	0
Baylor.....	91	66	22	3	.967	1	0	0	---	0	0
Totals.....	865		182		.980		24		.828		0
		666		17		5		5		6	

The Automated ScoreBook
Tennessee vs Arizona
Jun 04, 2007 at Oklahoma City, OK (Hall of Fame Stadium)

Tennessee 3 (63-6)

Player	ab	r	h	rbi	bb	so	po	a	lob
L. Schutzler cf	4	0	1	0	0	0	3	0	0
K. Posey 2b	3	0	0	0	0	0	1	1	0
I. Chiles ph	1	0	1	1	0	0	0	0	0
T. Huff rf	4	0	1	0	0	1	0	0	4
N. Kajitani rf	0	0	0	0	0	0	1	0	0
T. Callahan 1b	3	0	0	0	0	0	7	0	0
S. Doepking c	3	1	1	1	0	1	8	0	1
A. Clay dh	3	1	2	1	0	0	0	0	0
C. Ryan pr	0	1	0	0	0	0	0	0	0
A. Manuma lf	1	0	0	0	1	1	0	0	0
E. Webb lf	0	0	0	0	0	0	0	0	0
J. Griffin 3b	2	0	0	0	1	1	0	2	1
L. Horiuchi ss	1	0	0	0	1	1	0	1	0
D. Pieroni ph	1	0	0	0	0	1	0	0	0
M. Abbott p	0	0	0	0	0	0	1	1	0
Totals	26	3	6	3	3	6	21	5	6

Arizona 0 (48-14-1)

Player	ab	r	h	rbi	bb	so	po	a	lob
Lowe cf	2	0	0	0	1	0	1	0	0
Mesa 2b	3	0	0	0	0	1	4	1	2
Fox ss	3	0	1	0	0	0	4	1	0
Leles 3b	3	0	1	0	0	1	2	1	1
Balko c	2	0	0	0	0	1	6	0	0
Duran ph	1	0	0	0	0	1	0	0	0
Roth 1b	2	0	0	0	0	2	4	0	1
Akamine ph	1	0	0	0	0	0	0	0	0
Banister dh	3	0	2	0	0	0	0	0	0
Malina pr	0	0	0	0	0	0	0	0	0
Rodriguez pr	0	0	0	0	0	0	0	0	0
Arredondo lf	2	0	0	0	0	1	0	0	1
Acton rf	2	0	0	0	0	1	0	0	0
Mowatt p	0	0	0	0	0	0	0	3	0
Totals	24	0	4	0	1	8	21	6	5

Score by Innings	1	2	3	4	5	6	7	R	H	E
Tennessee	0	1	0	1	0	0	1	**3**	**6**	**0**
Arizona	0	0	0	0	0	0	0	**0**	**4**	**0**

LOB - Tennessee 6; Arizona 5. HR - S. Doepking(6); A. Clay(4). SH - E. Webb(1); Arredondo(10).

Tennessee	ip	h	r	er	bb	so	ab	bf
M. Abbott	7.0	4	0	0	1	8	24	26

Arizona	ip	h	r	er	bb	so	ab	bf
Mowatt	7.0	6	3	3	3	6	26	30

Win - M. Abbott (50-3). Loss - Mowatt (40-12). Save - None.

Umpires - HP: Bryan Smith 1B: Lori Bish 3B: Paul Edds
Start: 7:08 Time: 1:53 Attendance: 5231
Game notes:
Game 1 of the 2007 NCAA WCWS Championship Series

The Automated ScoreBook
Tennessee vs Arizona
Jun 04, 2007 at Oklahoma City, OK (Hall of Fame Stadium)

Score by Innings	1	2	3	4	5	6	7	R	H	E
Tennessee	0	1	0	1	0	0	1	3	6	0
Arizona	0	0	0	0	0	0	0	0	4	0

Tennessee starters: 33/cf L. Schutzler; 8/2b K. Posey; 52/rf T. Huff; 35/1b T. Callahan; 11/c S. Doepking; 3/dh A. Clay; 18/lf A. Manuma; 31/3b J. Griffin; 1/ss L. Horiuchi; 7/p M. Abbott;
Arizona starters: 26/cf Lowe; 14/2b Mesa; 29/ss Fox; 31/3b Leles; 15/c Balko; 24/1b Roth; 33/dh Banister; 7/lf Arredondo; 4/rf Acton; 9/p Mowatt;

Tennessee 1st - L. Schutzler grounded out to 2b. K. Posey popped up to ss. T. Huff popped up to ss. 0 runs, 0 hits, 0 errors, 0 LOB.

Arizona 1st - Lowe grounded out to p. Mesa struck out swinging. Fox popped up to 2b. 0 runs, 0 hits, 0 errors, 0 LOB.

Tennessee 2nd - T. Callahan lined out to 3b. S. Doepking popped up to ss. A. Clay homered to left center, RBI. A. Manuma walked. J. Griffin struck out looking. 1 run, 1 hit, 0 errors, 1 LOB.

Arizona 2nd - Leles struck out swinging. Balko struck out swinging. Roth struck out swinging. 0 runs, 0 hits, 0 errors, 0 LOB.

Tennessee 3rd - L. Horiuchi walked. L. Schutzler reached on a fielder's choice; L. Horiuchi out at second p to 2b. K. Posey popped up to 2b. T. Huff lined out to 3b. 0 runs, 0 hits, 0 errors, 1 LOB.

Arizona 3rd - Banister singled to left field. Malina pinch ran for Banister. Arredondo grounded out to 3b, SAC, bunt; Malina advanced to second. Acton struck out looking. Lowe intentionally walked. Mesa lined out to cf. 0 runs, 1 hit, 0 errors, 2 LOB.

Tennessee 4th - Banister to dh for Malina. T. Callahan flied out to cf. S. Doepking homered to left field, RBI. A. Clay grounded out to 3b. A. Manuma struck out swinging. 1 run, 1 hit, 0 errors, 0 LOB.

Arizona 4th - Fox fouled out to 1b. Leles singled to right field. Balko fouled out to 1b. Roth struck out swinging. 0 runs, 1 hit, 0 errors, 1 LOB.

Tennessee 5th - J. Griffin lined out to ss. L. Horiuchi struck out swinging. L. Schutzler grounded out to 1b unassisted. 0 runs, 0 hits, 0 errors, 0 LOB.

Arizona 5th - Banister flied out to cf. Arredondo struck out swinging. Acton grounded out to 2b. 0 runs, 0 hits, 0 errors, 0 LOB.

Tennessee 6th - K. Posey grounded out to p. T. Huff singled to right field. T. Callahan reached on a fielder's choice; T. Huff out at second ss to 2b. S. Doepking struck out swinging. 0 runs, 1 hit, 0 errors, 1 LOB.

Arizona 6th - N. Kajitani to rf for T. Huff. E. Webb to lf for A. Manuma. Lowe grounded out to ss. Mesa flied out to rf. Fox singled to center field. Leles popped up to p. 0 runs, 1 hit, 0 errors, 1 LOB.

Tennessee 7th - A. Clay singled to shortstop. C. Ryan pinch ran for A. Clay. E. Webb out at first p to 2b, SAC, bunt; C. Ryan advanced to second. J. Griffin walked. D. Pieroni pinch hit for L. Horiuchi. D. Pieroni struck out swinging. L. Schutzler singled to shortstop; J. Griffin advanced to second; C. Ryan advanced to third. I. Chiles pinch hit for K. Posey. I. Chiles singled to center field, RBI; L. Schutzler advanced to second; J. Griffin advanced to third; C. Ryan scored. K. Posey to 2b for I. Chiles. T. Huff to rf for N. Kajitani. T. Huff struck out swinging. 1 run, 3 hits, 0 errors, 3 LOB.

Arizona 7th - L. Horiuchi to ss for D. Pieroni. Duran pinch hit for Balko. Akamine pinch hit for Roth. A. Clay to dh for C. Ryan. Duran struck out swinging. Akamine grounded out to 3b. Banister singled to left center. Rodriguez pinch ran for Banister. Arredondo flied out to cf. 0 runs, 1 hit, 0 errors, 1 LOB.

The Automated ScoreBook
Arizona vs Tennessee
Jun 05, 2007 at Oklahoma City, OK (Hall of Fame Stadium)

Arizona 1 (49-14-1)

Player	ab	r	h	rbi	bb	so	po	a	lob
Lowe cf	4	0	0	0	0	2	3	0	0
Arredondo lf	5	0	0	0	0	1	1	0	2
Fox ss	4	0	1	0	0	2	1	0	0
Leles 3b	3	0	0	0	1	1	1	4	0
Malina pr	0	0	0	0	0	0	0	0	0
Mesa 2b	4	0	1	0	0	1	4	1	1
Banister 1b	3	0	2	0	1	0	7	0	1
Duran pr	0	0	0	0	0	0	0	0	0
Rodriguez pr	0	1	0	0	0	0	0	0	0
Roth 1b	0	0	0	0	0	0	0	0	0
Akamine dh	3	0	0	0	0	2	0	0	1
Balko c	3	0	0	0	0	2	13	1	2
Acton rf	4	0	0	1	0	0	0	0	0
Mowatt p	0	0	0	0	0	0	0	3	0
Totals	33	1	4	1	2	11	30	9	7

Tennessee 0 (63-7)

Player	ab	r	h	rbi	bb	so	po	a	lob
I. Chiles lf	5	0	2	0	0	2	1	0	0
E. Webb lf	0	0	0	0	0	0	0	0	0
L. Schutzler cf	4	0	1	0	1	0	2	0	0
T. Huff rf	4	0	0	0	1	2	1	0	1
T. Callahan 1b	4	0	0	0	1	1	5	1	7
L. Hammond pr	0	0	0	0	0	0	0	0	0
S. Doepking c	3	0	1	0	1	1	14	0	0
N. Kajitani pr	0	0	0	0	0	0	0	0	0
A. Clay dh	5	0	1	0	0	1	0	0	0
J. Griffin 3b	3	0	0	0	1	2	1	4	1
A. Manuma ph	1	0	0	0	0	1	0	0	0
L. Horiuchi ss	4	0	0	0	1	1	1	2	5
K. Posey 2b	4	0	2	0	0	0	5	1	0
M. Abbott p	0	0	0	0	0	0	0	0	0
Totals	37	0	7	0	6	11	30	8	14

Score by Innings	1	2	3	4	5	6	7	8	9	10	R	H	E
Arizona	0	0	0	0	0	0	0	0	0	1	**1**	**4**	**1**
Tennessee	0	0	0	0	0	0	0	0	0	0	**0**	**7**	**1**

E - Fox(7); K. Posey(4). DP - Arizona 1. LOB - Arizona 7; Tennessee 14. SH - Lowe(7); Akamine(1); Balko(7); S. Doepking(7). SB - K. Posey(28).

Arizona	ip	h	r	er	bb	so	ab	bf
Mowatt	10.0	7	0	0	6	11	37	44

Tennessee	ip	h	r	er	bb	so	ab	bf
M. Abbott	10.0	4	1	1	2	11	33	38

Win - Mowatt (41-12). Loss - M. Abbott (50-4). Save - None.

Umpires - HP: Jerry Bark 1B: Susie Benzel 3B: John Kurnat
Start: 7:06 Time: 3:07 Attendance: 5301
Game notes:
Game 2 of the 2007 NCAA WCWS Championship Series

The Automated ScoreBook
Arizona vs Tennessee
Jun 05, 2007 at Oklahoma City, OK (Hall of Fame Stadium)

Score by Innings	1	2	3	4	5	6	7	8	9	10	R	H	E
Arizona	0	0	0	0	0	0	0	0	0	1	1	4	1
Tennessee	0	0	0	0	0	0	0	0	0	0	0	7	1

Arizona starters: 26/cf Lowe; 7/lf Arredondo; 29/ss Fox; 31/3b Leles; 14/2b Mesa; 33/1b Banister; 3/dh Akamine; 15/c Balko; 4/rf Acton; 9/p Mowatt;
Tennessee starters: 23/lf I. Chiles; 33/cf L. Schutzler; 52/rf T. Huff; 35/1b T. Callahan; 11/c S. Doepking; 3/dh A. Clay; 31/3b J. Griffin; 1/ss L. Horiuchi; 8/2b K. Posey; 7/p M. Abbott;

Arizona 1st - Lowe struck out swinging. Arredondo struck out swinging. Fox struck out swinging. 0 runs, 0 hits, 0 errors, 0 LOB.

Tennessee 1st - I. Chiles lined out to cf. L. Schutzler grounded out to 3b. T. Huff struck out swinging. 0 runs, 0 hits, 0 errors, 0 LOB.

Arizona 2nd - Leles walked. Mesa fouled out to c. Banister singled through the left side; Leles advanced to second. Malina pinch ran for Leles. Akamine struck out swinging. Balko struck out swinging. 0 runs, 1 hit, 0 errors, 2 LOB.

Tennessee 2nd - Leles to 3b for Malina. T. Callahan grounded out to p. S. Doepking walked. A. Clay singled to left center; S. Doepking advanced to second. J. Griffin struck out looking. L. Horiuchi struck out swinging. 0 runs, 1 hit, 0 errors, 2 LOB.

Arizona 3rd - Acton grounded out to ss. Lowe grounded out to ss. Arredondo flied out to cf. 0 runs, 0 hits, 0 errors, 0 LOB.

Tennessee 3rd - K. Posey grounded out to 2b. I. Chiles singled, bunt. L. Schutzler flied out to cf. T. Huff struck out swinging. 0 runs, 1 hit, 0 errors, 1 LOB.

Arizona 4th - Fox lined out to ss. Leles struck out swinging. Mesa singled to right field. Banister grounded out to 2b. 0 runs, 1 hit, 0 errors, 1 LOB.

Tennessee 4th - T. Callahan walked. L. Hammond pinch ran for T. Callahan. S. Doepking reached on a fielder's choice, SAC, bunt; L. Hammond advanced to second. A. Clay hit into double play 3b to 1b; S. Doepking advanced to second; L. Hammond out on the play. J. Griffin grounded out to 3b. 0 runs, 0 hits, 0 errors, 1 LOB.

Arizona 5th - T. Callahan to 1b for L. Hammond. Akamine flied out to rf. Balko struck out looking. Acton out at first 3b to 2b. 0 runs, 0 hits, 0 errors, 0 LOB.

Tennessee 5th - L. Horiuchi walked. K. Posey singled, bunt; L. Horiuchi advanced to second. I. Chiles singled to shortstop; K. Posey advanced to second; L. Horiuchi advanced to third. L. Schutzler reached on a fielder's choice; I. Chiles advanced to second; K. Posey advanced to third; L. Horiuchi out at home p to c. T. Huff popped up to 2b. T. Callahan popped up to ss. 0 runs, 2 hits, 0 errors, 3 LOB.

Arizona 6th - Lowe fouled out to c. Arredondo popped up to 1b. Fox struck out swinging. 0 runs, 0 hits, 0 errors, 0 LOB.

Tennessee 6th - S. Doepking popped up to 2b. A. Clay struck out swinging. J. Griffin walked. L. Horiuchi grounded out to 3b. 0 runs, 0 hits, 0 errors, 1 LOB.

Arizona 7th - Leles flied out to cf. Mesa struck out swinging. Banister walked. Duran pinch ran for Banister. Akamine struck out looking. 0 runs, 0 hits, 0 errors, 1 LOB.

Tennessee 7th - Banister to 1b for Duran. K. Posey out at first p to 2b, bunt. I. Chiles struck out looking. L. Schutzler singled to right center. T. Huff walked; L. Schutzler advanced to second. T. Callahan flied out to lf. 0 runs, 1 hit, 0 errors, 2 LOB.

Arizona 8th - E. Webb to lf for I. Chiles. Balko fouled out to c. Acton grounded out to 3b. Lowe struck out swinging. 0 runs, 0 hits, 0 errors, 0 LOB.

Tennessee 8th - S. Doepking singled to right field. N. Kajitani pinch ran for S. Doepking. A. Clay fouled out to c. J. Griffin struck out looking. L. Horiuchi grounded out to c. 0 runs, 1 hit, 0 errors, 1 LOB.

Arizona 9th - S. Doepking to c for N. Kajitani. Arredondo popped up to 3b. Fox singled to shortstop. Leles reached on a fielder's choice; Fox out at second 3b to 2b. Mesa popped up to 2b. 0 runs, 1 hit, 0 errors, 1 LOB.

Tennessee 9th - K. Posey singled through the right side. I. Chiles to lf for E. Webb. K. Posey stole second. I. Chiles struck out swinging. L. Schutzler intentionally walked. T. Huff lined out to cf. T. Callahan struck out looking. 0 runs, 1 hit, 0 errors, 2 LOB.

Arizona 10th - Banister singled to left field. Akamine out at first 3b to 2b, SAC, bunt; Banister advanced to second. Rodriguez pinch ran for Banister. Balko reached on a fielding error by 2b, SAC, bunt; Rodriguez advanced to third. Acton reached on a fielder's choice, RBI; Balko advanced to second; Rodriguez scored. Lowe out at first 1b to 2b, SAC, bunt; Acton advanced to second; Balko advanced to third. Arredondo flied out to lf. 1 run, 1 hit, 1 error, 2 LOB.

Tennessee 10th - Roth to 1b for Rodriguez. S. Doepking struck out swinging. A. Clay reached on a throwing error by ss. A. Manuma pinch hit for J. Griffin. A. Manuma struck out swinging. L. Horiuchi reached on a fielder's choice; A. Clay out at second 2b unassisted. 0 runs, 0 hits, 1 error, 1 LOB.

The Automated ScoreBook
Tennessee vs Arizona
Jun 06, 2007 at Oklahoma City, OK (Hall of Fame Stadium)

Tennessee 0 (63-8)

Player	ab	r	h	rbi	bb	so	po	a	lob
I. Chiles lf	4	0	1	0	0	0	0	0	0
E. Webb lf	0	0	0	0	0	0	0	0	0
N. Kajitani rf	3	0	0	0	0	1	0	0	0
D. Pieroni ph	1	0	0	0	0	1	0	0	3
L. Schutzler cf	4	0	1	0	0	2	0	0	0
T. Callahan 3b	3	0	1	0	1	2	0	3	0
T. Huff 1b	3	0	0	0	1	3	5	0	5
S. Doepking c	2	0	1	0	2	0	7	0	1
C. Ryan pr	0	0	0	0	0	0	0	0	0
A. Clay dh	3	0	1	0	0	1	0	0	0
L. Horiuchi ss	2	0	0	0	0	1	4	1	2
K. Posey 2b	2	0	2	0	0	0	2	0	0
A. Manuma pr	1	0	0	0	0	0	0	0	1
M. Abbott p	0	0	0	0	0	0	0	1	0
Totals	28	0	7	0	4	11	18	5	12

Arizona 5 (50-14-1)

Player	ab	r	h	rbi	bb	so	po	a	lob
Lowe cf	4	1	4	0	0	0	1	0	0
Arredondo lf	2	1	1	0	1	0	1	0	0
Fox ss	2	1	1	0	2	0	2	1	0
Leles 3b	3	0	1	2	1	1	0	2	2
Malina pr	0	1	0	0	0	0	0	0	0
Mesa 2b	3	1	2	3	0	0	1	0	2
Banister 1b	3	0	0	0	0	1	5	0	3
Akamine dh	3	0	0	0	0	2	0	0	0
Balko c	3	0	1	0	0	1	11	0	0
Acton rf	3	0	0	0	0	2	0	0	1
Mowatt p	0	0	0	0	0	0	0	1	0
Totals	26	5	10	5	4	7	21	4	8

Score by Innings	1	2	3	4	5	6	7	R	H	E
Tennessee	0	0	0	0	0	0	0	**0**	7	**1**
Arizona	0	0	0	0	5	0	X	**5**	**10**	**1**

E - N. Kajitani(3); Fox(8). LOB - Tennessee 12; Arizona 8. 2B - Balko(3). HR - Mesa(9). SH - L. Horiuchi(7); Arredondo(11). SB - K. Posey(29).

Tennessee	ip	h	r	er	bb	so	ab	bf
M. Abbott	6.0	10	5	5	4	7	26	31

Arizona	ip	h	r	er	bb	so	ab	bf
Mowatt	7.0	7	0	0	4	11	28	33

Win - Mowatt (42-12). Loss - M. Abbott (50-5). Save - None.
WP - Mowatt(23).

Umpires - HP: Lori Bish 1B: Bryan Smith 3B: Jerry Bark
Start: 7:08 Time: 2:25 Attendance: 5533
Game notes:
Arizona wins the 2007 NCAA Women's College World Series

The Automated ScoreBook
Tennessee vs Arizona
Jun 06, 2007 at Oklahoma City, OK (Hall of Fame Stadium)

Score by Innings	1	2	3	4	5	6	7	R	H	E
Tennessee	0	0	0	0	0	0	0	0	7	1
Arizona	0	0	0	0	5	0	X	5	10	1

Tennessee starters: 23/lf I. Chiles; 0/rf N. Kajitani; 33/cf L. Schutzler; 35/3b T. Callahan; 52/1b T. Huff; 11/c S. Doepking; 3/dh A. Clay; 1/ss L. Horiuchi; 8/2b K. Posey; 7/p M. Abbott;
Arizona starters: 26/cf Lowe; 7/lf Arredondo; 29/ss Fox; 31/3b Leles; 14/2b Mesa; 33/1b Banister; 3/dh Akamine; 15/c Balko; 4/rf Acton; 9/p Mowatt;

Tennessee 1st - I. Chiles grounded out to p. N. Kajitani grounded out to ss. L. Schutzler struck out looking. 0 runs, 0 hits, 0 errors, 0 LOB.

Arizona 1st - Lowe singled to second base. Arredondo walked; Lowe advanced to second. Fox popped up to ss. Leles struck out swinging. Mesa fouled out to 2b. 0 runs, 1 hit, 0 errors, 2 LOB.

Tennessee 2nd - T. Callahan singled to right field. T. Huff struck out swinging. S. Doepking singled, bunt; T. Callahan advanced to second. A. Clay flied out to cf. L. Horiuchi struck out swinging. 0 runs, 2 hits, 0 errors, 2 LOB.

Arizona 2nd - Banister grounded out to ss. Akamine popped up to ss. Balko doubled to left field. Acton grounded out to p. 0 runs, 1 hit, 0 errors, 1 LOB.

Tennessee 3rd - K. Posey singled to left field. K. Posey stole second. I. Chiles reached on a throwing error by ss. N. Kajitani struck out. L. Schutzler popped up to ss. T. Callahan walked; I. Chiles advanced to second; K. Posey advanced to third. T. Huff struck out looking. 0 runs, 1 hit, 1 error, 3 LOB.

Arizona 3rd - Lowe singled to second base. Arredondo grounded out to 3b, SAC, bunt; Lowe advanced to second. Fox intentionally walked. Leles walked; Fox advanced to second; Lowe advanced to third. Mesa singled to second base; Leles out at second 2b unassisted, interference. Banister struck out looking. 0 runs, 2 hits, 0 errors, 3 LOB.

Tennessee 4th - S. Doepking walked. C. Ryan pinch ran for S. Doepking. A. Clay struck out swinging. L. Horiuchi out at first 3b to 2b, SAC, bunt; C. Ryan advanced to second. A. Manuma pinch ran for K. Posey. A. Manuma grounded out to 1b unassisted. 0 runs, 0 hits, 0 errors, 1 LOB.

Arizona 4th - S. Doepking to c for C. Ryan. K. Posey to 2b for A. Manuma. Akamine struck out swinging. Balko struck out swinging. Acton struck out looking. 0 runs, 0 hits, 0 errors, 0 LOB.

Tennessee 5th - I. Chiles singled to shortstop. N. Kajitani popped up to 1b. L. Schutzler singled through the left side; I. Chiles advanced to second. T. Callahan struck out looking. T. Huff struck out swinging. 0 runs, 2 hits, 0 errors, 2 LOB.

Arizona 5th - E. Webb to lf for I. Chiles. Lowe singled to pitcher. Arredondo singled to right field, advanced to second on a fielding error by rf; Lowe advanced to third. Fox intentionally walked. Leles singled up the middle, 2 RBI; Fox advanced to third; Arredondo scored; Lowe scored. Malina pinch ran for Leles. Mesa homered to right field, 3 RBI; Malina scored; Fox scored. Banister popped up to ss. Akamine struck out swinging. Balko grounded out to 3b. 5 runs, 4 hits, 1 error, 0 LOB.

Tennessee 6th - Leles to 3b for Malina. S. Doepking walked. A. Clay singled to center field; S. Doepking advanced to second. L. Horiuchi flied out to lf. A. Clay advanced to second on a wild pitch; S. Doepking advanced to third on a wild pitch. K. Posey singled to third base. I. Chiles to lf for E. Webb. I. Chiles popped up to ss. D. Pieroni pinch hit for N. Kajitani. D. Pieroni struck out swinging. 0 runs, 2 hits, 0 errors, 3 LOB.

Arizona 6th - N. Kajitani to rf for D. Pieroni. Acton struck out swinging. Lowe singled to shortstop. Arredondo popped up to ss. Fox singled to left field; Lowe advanced to second. Leles grounded out to 3b. 0 runs, 2 hits, 0 errors, 2 LOB.

Tennessee 7th - L. Schutzler struck out swinging. T. Callahan struck out looking. T. Huff walked. S. Doepking grounded out to 3b. 0 runs, 0 hits, 0 errors, 1 LOB.

2008 NCAA

Women's College World Series

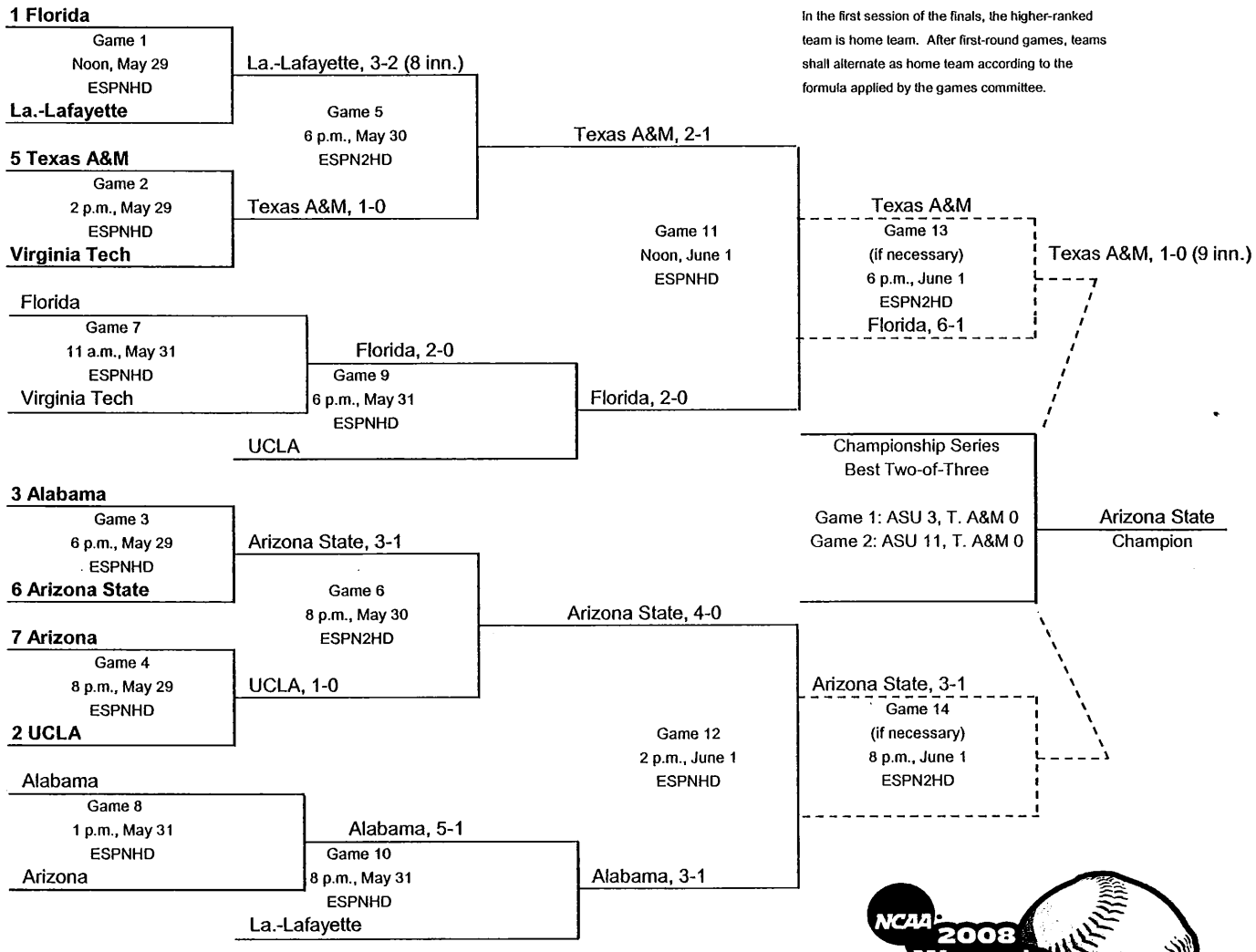

In the first session of the finals, the higher-ranked team is home team. After first-round games, teams shall alternate as home team according to the formula applied by the games committee.

Finals played at Hall of Fame Stadium, Oklahoma City, Oklahoma.

Bracket note:

1. If the winner of Game 9 defeats the winner of Game 5, then Game 13 is necessary.
2. If the winner of Game 10 defeats the winner of Game 6, then Game 14 is necessary.
3. If only one if necessary game is needed, it will be played at 6 p.m.

*Note: The NCAA Division I Softball Committee reserves the right to revise the schedule (i.e., game times) in the event weather conditions and/or media/television commitments require such.

ALL TIMES ARE LOCAL (CENTRAL) TIME



2008 Team Rosters

NCAA Women's College World Series

Alabama

No.	Last Name
00	Dunne
2	Praytor
4	Johnson
5	Smith
6	Holcombe
7	Owens
8	Rogers
10	Montalvo
13	Blewitt
15	Dozier
16	Eubanks
17	Parker
20	Larsen
21	Moore
22	Locke
23	Woods
34	Morgan

Head Coach:
Patrick Murphy

Arizona

No.	Last Name
2	Duran
3	Akamine
4	Acton
6	Malina
7	Arredondo
9	Mowatt
11	Martinez
12	Rodriguez
15	Balko
17	Kemp
19	McNamara
21	Chambers
22	Schutzler
24	Roth
25	Gonzalez
28	Sisk
31	Leles
33	Banister
35	Lastrapes

Head Coach:
Mike Candrea

Interim Head Coach:
Larry Ray

Arizona State

No.	Last Name
2	Carlson
4	Elliott
5	Baca
6	Welty
7	Burkhart
8	Rogers
9	Rice
11	Donnenwirth
12	Mapes
14	Andorfer-Lopez
15	Crabb
16	Nulliner
20	Matta
21	Vasquez
22	Cowles
23	Nesbitt
25	Neuman
33	Miller
36	Urfer
77	Lougheed
99	Muenz

Head Coach:
Clint Myers

Florida

No.	Last Name
2	Bruder
3	Paculba
4	Hines
5	Waleszonia
8	Priebe
10	Enea
12	Bush
13	Harris
15	Johnson
20	Franklin
21	Adkins
23	Ratliff
24	Gardiner
26	Austin
27	Brooks
28	DeFelice
31	Hilberth
32	Brombacher
33	Handy
42	Nelson

Head Coach:
Tim Walton

La.-Lafayette

No.	Last Name
00	Brignac
3	Brodhead
4	Cormier
5	Sigur
6	Bowers
7	Soto
8	Prejean
9	Hubbard
10	Cuevas
12	Orgeron
14	Gaspard
15	Files
16	Verde
18	Hill
19	Trahan
20	Smith
21	Bourgeois
22	Hagle
23	Tankersley
24	Runyan
25	Bridges
27	Dupont
30	Stanford
31	Cormier

Co-Head Coaches:
Michael Lotief
Stefni Lotief

Texas A&M

No.	Last Name
2	Lobpries
4	Schroeder
5	Reynolds
6	Gegen
7	Glasco
8	Tovar
9	Scarborough
10	Spittler
11	Gibson
12	Hinshaw
13	Ridley
14	Morrow
16	Villarreal
22	Kliesing

Head Coach:
Jo Evans

Virginia Tech

No.	Last Name
1	Tincher
2	Ota
3	Mariconda
4	Davis
6	Field
8	Everhart
9	Hoffman
10	Hodge
11	A. Walker
12	Caroline Stolle
14	B. Walker
15	Rhodes
16	Roark
17	Lowry
18	Hall
20	Zitt
24	Harris

Head Coach:
Scot Thomas

UCLA

No.	Last Name
3	DiSalvatore
4	Selden
5	Kerr
7	Camuso
9	Shull
10	Mirabal
11	Herrera
13	Colburn
14	Burney
18	Harrison
20	Baker
21	Murray
23	Crawford
27	J. Schroeder
29	K. Schroeder
31	Langenfeld
44	Peterson
47	Kamekona

Head Coach:
Kelly Inouye-Perez

2008 NCAA Women's College World Series
Batting Leaders (as of Jun 19, 2008)
(All games)

Hitting minimums - 1.0 AB/Game
Pitching minimums - 1 Games

Batting avg

1. Kamekona, Amanda, UCLA.....	.444
2. ALI GARDINER, UF.....	.438
3. Krista Donnenwirth, ASU....	.385
4. Lesley Rogers, ASU.....	.375
5. Rogers, ALA.....	.333

Slugging pct

1. Tankersley, Holly, ULL.....	.889
2. FRANCESCA ENEA, UF.....	.632
3. Kaitlin Cochran, ASU.....	.625
4. Morgan, ALA.....	.615
Krista Donnenwirth, ASU....	.615

On base pct

1. Kaitlin Cochran, ASU.....	.667
2. Leles, Jenae, ARIZ.....	.600
3. Holcombe, ALA.....	.538
4. ALI GARDINER, UF.....	.526
5. Krista Donnenwirth, ASU....	.500

Runs scored

1. Kaitlin Cochran, ASU.....	7
2. Jackie Vasquez, ASU.....	5
3. FRANCESCA ENEA, UF.....	4
4. Rhiannon Baca, ASU.....	3
5. 6 tied at.....	2

Hits

1. ALI GARDINER, UF.....	7
2. FRANCESCA ENEA, UF.....	6
Lesley Rogers, ASU.....	6
4. AJA PACULBA, UF.....	5
Krista Donnenwirth, ASU....	5

Runs batted in

1. Krista Donnenwirth, ASU....	5
2. Jackie Vasquez, ASU.....	4
Morgan, ALA.....	4
FRANCESCA ENEA, UF.....	4
5. 3 tied at.....	3

Doubles

1. Gibson, Megan, TAMU.....	2
MARY RATLIFF, UF.....	2
3. 12 tied at.....	1

Triples

1. Spittler, Kelsey, TAMU.....	1

Home runs

1. Tankersley, Holly, ULL.....	2
FRANCESCA ENEA, UF.....	2
3. 5 tied at.....	1

Total bases

1. FRANCESCA ENEA, UF.....	12
2. Tankersley, Holly, ULL.....	8
Krista Donnenwirth, ASU....	8
ALI GARDINER, UF.....	8
Morgan, ALA.....	8

Walks

1. Kaitlin Cochran, ASU.....	8
2. Holcombe, ALA.....	4
Gibson, Megan, TAMU.....	4
4. 5 tied at.....	3

Hit by pitch

1. Renee Welty, ASU.....	2
Kaitlin Cochran, ASU.....	2
3. 12 tied at.....	1

Sac bunts

1. Gibson, Megan, TAMU.....	2
2. 13 tied at.....	1

Sac flies

1. Praytor, ALA.....	1
Bridges, Gabriele, ULL.....	1
Lobpries, Jami, TAMU.....	1

Stolen bases

1. Rogers, ALA.....	2
Kaitlin Cochran, ASU.....	2
KIM WALESZONIA, UF.....	2
4. 9 tied at.....	1

Total plate appearances

1. Kliesing, Rhiannon, TAMU...	21
Villarreal, Natalie, TAMU..	21
3. 5 tied at.....	19

At bats

1. Villarreal, Natalie, TAMU..	20
2. Kliesing, Rhiannon, TAMU...	19
FRANCESCA ENEA, UF.....	19
4. KIM WALESZONIA, UF.....	18
Hinshaw, Jamie, TAMU.....	18

Steal attempts

1. Rogers, ALA.....	2
LE-NET FRANKLIN, UF.....	2
Kaitlin Cochran, ASU.....	2
KIM WALESZONIA, UF.....	2
5. 11 tied at.....	1

Strikeouts

1. MEGAN BUSH, UF.....	10
2. Woods, ALA.....	8
3. 4 tied at.....	7

Caught stealing

1. Eubanks, ALA.....	1
LE-NET FRANKLIN, UF.....	1
Colburn, Krista, UCLA.....	1
AJA PACULBA, UF.....	1

Grounded into DP

2008 NCAA Women's College World Series
Pitching Leaders (as of Jun 19, 2008)
(All games)

Hitting minimums - 1.0 AB/Game
Pitching minimums - 1 Games

Earned run avg

1. Bourgeois, Donna, ULL	0.00
STEPHANIE BROMBACHER, UF	0.00
Cuevas, Brittany, ULL	0.00
4. Katie Burkhart, ASU	0.40
5. Selden, Anjelica, UCLA	0.74

Opposing bat avg

1. Cuevas, Brittany, ULL	.000
2. STEPHANIE BROMBACHER, UF	.071
3. Katie Burkhart, ASU	.126
4. Selden, Anjelica, UCLA	.136
5. Dunne, ALA	.154

Innings pitched

1. Gibson, Megan, TAMU	39.2
2. STACEY NELSON, UF	35.2
3. Katie Burkhart, ASU	35.0
4. Dunne, ALA	20.0
5. Selden, Anjelica, UCLA	19.0

Batters struck out

1. Katie Burkhart, ASU	54
2. Gibson, Megan, TAMU	29
3. Angela Tincher, VT	28
4. Selden, Anjelica, UCLA	27
5. STACEY NELSON, UF	26

Batters SO out looking

1. Katie Burkhart, ASU	16
2. Brignac, Ashley, ULL	10
3. STACEY NELSON, UF	9
4. Dunne, ALA	7
5. 2 tied at	6

Wins

1. Katie Burkhart, ASU	5
2. Gibson, Megan, TAMU	3
3. STACEY NELSON, UF	2
4. 5 tied at	1

Saves

Appearances

1. Gibson, Megan, TAMU	6
2. STACEY NELSON, UF	5
Katie Burkhart, ASU	5
4. Selden, Anjelica, UCLA	3
Dunne, ALA	3

Games started

1. Gibson, Megan, TAMU	6
2. Katie Burkhart, ASU	5
STACEY NELSON, UF	5
4. Selden, Anjelica, UCLA	3
Dunne, ALA	3

Games finished

1. STEPHANIE BROMBACHER, UF	2
2. Cuevas, Brittany, ULL	1
Kliesing, Rhiannon, TAMU	1

Games in relief

1. STEPHANIE BROMBACHER, UF	2
2. Kliesing, Rhiannon, TAMU	1
Cuevas, Brittany, ULL	1

Sac bunts allowed

1. Dunne, ALA	5
2. STACEY NELSON, UF	3
3. Gibson, Megan, TAMU	2
Selden, Anjelica, UCLA	2
5. 3 tied at	1

Sac flies allowed

1. Bourgeois, Donna, ULL	1
Brignac, Ashley, ULL	1
Gibson, Megan, TAMU	1

Losses

1. Gibson, Megan, TAMU	3
2. 5 tied at	2

Runners picked off

1. Holcombe, ALA	1

Wild pitches

1. STACEY NELSON, UF	1
Bourgeois, Donna, ULL	1
Gibson, Megan, TAMU	1
Mowatt, Taryne, ARIZ	1

Balks

Hit batters

1. Dunne, ALA	7
2. Angela Tincher, VT	2
Katie Burkhart, ASU	2
4. 5 tied at	1

Intentional BB allowed

1. Selden, Anjelica, UCLA	5
2. Dunne, ALA	3
3. STACEY NELSON, UF	2
4. Katie Burkhart, ASU	1

Hits allowed

1. Cuevas, Brittany, ULL	0
2. STEPHANIE BROMBACHER, UF	1
3. Bourgeois, Donna, ULL	4
Kliesing, Rhiannon, TAMU	4
5. Morgan, ALA	5

Runs allowed

1. Cuevas, Brittany, ULL	0
STEPHANIE BROMBACHER, UF	0
3. Morgan, ALA	1
4. Kliesing, Rhiannon, TAMU	2
Katie Burkhart, ASU	2

Earned runs allowed

1. Cuevas, Brittany, ULL	0
STEPHANIE BROMBACHER, UF	0
Bourgeois, Donna, ULL	0
4. Morgan, ALA	1
5. Selden, Anjelica, UCLA	2

Walks allowed

1. Cuevas, Brittany, ULL	0
Angela Tincher, VT	0
3. Morgan, ALA	1
STEPHANIE BROMBACHER, UF	1
Bourgeois, Donna, ULL	1

Doubles allowed

1. Cuevas, Brittany, ULL	0
Selden, Anjelica, UCLA	0
Morgan, ALA	0
STEPHANIE BROMBACHER, UF	0
Bourgeois, Donna, ULL	0

<page/>

Triples allowed

1. Cuevas, Brittany, ULL	0
Selden, Anjelica, UCLA	0
Morgan, ALA	0
STEPHANIE BROMBACHER, UF	0
Bourgeois, Donna, ULL	0

Home runs allowed

1. Cuevas, Brittany, ULL	0
Selden, Anjelica, UCLA	0
Brignac, Ashley, ULL	0
STEPHANIE BROMBACHER, UF	0
Bourgeois, Donna, ULL	0

2008 NCAA Women's College World Series
Fielding Leaders (as of Jun 19, 2008)
(All games)

Pitching minimums - 1 Games

Fielding pct

1.	ALI GARDINER, UF	1.000
	Kristen Miller, ASU	1.000
	Glasco, Erin, TAMU	1.000
	KRISTINA HILBERTH, UF	1.000
	Kelsey Hoffman, VT	1.000

Chances

1.	ALI GARDINER, UF	61
2.	Kristen Miller, ASU	59
3.	Kliesing, Rhiannon, TAMU	46
4.	Glasco, Erin, TAMU	35
	Villarreal, Natalie, TAMU	35

Putouts

1.	ALI GARDINER, UF	59
2.	Kristen Miller, ASU	56
3.	Kliesing, Rhiannon, TAMU	44
4.	Glasco, Erin, TAMU	34
5.	KRISTINA HILBERTH, UF	31

Assists

1.	Villarreal, Natalie, TAMU	19
	AJA PACULBA, UF	19
3.	CORRIE BROOKS, UF	18
4.	MEGAN BUSH, UF	14
5.	Morrow, Macie, TAMU	13

Fielding double plays

1.	Kliesing, Rhiannon, TAMU	3
	Villarreal, Natalie, TAMU	3
	ALI GARDINER, UF	3
4.	AJA PACULBA, UF	2
5.	6 tied at	1

Passed balls

1.	Glasco, Erin, TAMU	2
2.	Kelsey Hoffman, VT	1
	Bowers, Lana, ULL	1
	KRISTINA HILBERTH, UF	1

Catchers interference

Steal attempts against

1.	Kelsey Hoffman, VT	4
	Selden, Anjelica, UCLA	4
	Angela Tincher, VT	4
	Schroeder, Jennifer, UCLA	4
5.	3 tied at	3

Stolen bases against

1.	Schroeder, Jennifer, UCLA	4
	Selden, Anjelica, UCLA	4
3.	Glasco, Erin, TAMU	3
	Kristen Miller, ASU	3
	Katie Burkhart, ASU	3

Caught stealing by

1.	Kelsey Hoffman, VT	2
	Angela Tincher, VT	2
3.	4 tied at	1

Errors

1.	Selden, Anjelica, UCLA	2
2.	22 tied at	1

2008 NCAA Women's College World Series

Overall Statistics (as of Jun 19, 2008)

(All games Sorted by Batting avg)

Team	AVG	G	AB	R	H	2B	3B	HR	RBI	TB	SLG%	BB	HBP	SO	GDP	OB%	SF	SH	SB-ATT	PO	A	E	FLD%
Florida.....	.228	5	145	12	33	5	0	2	10	44	.303	12	2	52	0	.296	0	1	5-7	120	65	4	.979
Arizona State.....	.222	5	117	24	26	2	0	4	21	40	.342	20	6	31	0	.364	0	6	3-3	105	18	2	.984
La.-Lafayette.....	.217	3	83	5	18	2	0	2	5	26	.313	4	0	16	0	.250	1	0	1-1	63	13	4	.950
Alabama.....	.196	4	97	10	19	4	0	1	8	26	.268	16	2	37	0	.319	1	1	4-5	81	32	1	.991
UCLA.....	.153	3	72	1	11	0	0	0	1	11	.153	3	1	18	0	.197	0	2	0-1	57	12	5	.932
Texas A&M.....	.148	6	149	5	22	3	1	0	4	27	.181	10	3	47	0	.215	1	3	2-2	129	53	5	.973
Arizona.....	.143	2	49	1	7	0	0	0	1	7	.143	4	2	14	0	.236	0	2	0-0	39	5	2	.957
Virginia Tech.....	.127	2	55	0	7	0	0	0	0	7	.127	3	0	16	0	.172	0	0	0-0	45	9	1	.982
Totals.....	.186		767		143		1		50		.245		16		0		3		15-19		207		.972
		30		58		16		9		188		72		231		.269		15		639		24	

(All games Sorted by Earned run avg)

Team	ERA	W-L	G	CG	SHO/CBO	SV	IP	H	R	ER	BB	SO	2B	3B	HR	AB	B/Avg	WP	HBP	BK	SFA	SHA
Arizona State.....	0.40	5-0	5	5	3/0	0	35.0	15	2	2	9	54	5	0	0	119	.126	0	2	0	0	1
UCLA.....	0.74	1-2	3	3	1/0	0	19.0	9	6	2	9	27	0	0	0	66	.136	0	1	0	0	2
Florida.....	0.88	3-2	5	3	2/0	0	40.0	25	5	5	13	29	2	1	1	141	.177	1	0	0	0	3
Virginia Tech.....	0.93	0-2	2	2	0/0	0	15.0	10	3	2	0	28	1	0	0	52	.192	0	2	0	0	1
La.-Lafayette.....	1.00	1-2	3	2	0/0	0	21.0	15	7	3	7	26	2	0	0	79	.190	1	2	0	2	0
Alabama.....	1.81	2-2	4	4	0/0	0	27.0	15	8	7	12	24	2	0	2	91	.165	0	7	0	0	5
Arizona.....	2.69	0-2	2	2	0/0	0	13.0	12	6	5	9	13	2	0	1	50	.240	1	1	0	0	1
Texas A&M.....	2.77	3-3	6	5	2/0	0	43.0	42	21	17	13	30	2	0	5	169	.249	1	1	0	1	2
Totals.....	1.41		30		8/0		213.0		58		72		16		9		.186		16		3	
		15-15		26		0		143		43		231		1		767		4		0		15

PB - Aggies 2, Hokies 1, Gators 1, Ragin Cajuns 1. Pickoffs - Alabam 1.

(All games Sorted by Fielding pct)

Team	C	PO	A	E	FLD%	DPs	SBA	CSB	SBA%	PB	CI
Alabama.....	114	81	32	1	.991	1	0	0	---	0	0
Arizona State.....	125	105	18	2	.984	0	3	0	1.000	0	0
Virginia Tech.....	55	45	9	1	.982	0	2	2	.500	1	0
Florida.....	189	120	65	4	.979	3	0	1	.000	1	0
Texas A&M.....	187	129	53	5	.973	3	3	0	1.000	2	0
Arizona.....	46	39	5	2	.957	0	0	1	.000	0	0
La.-Lafayette.....	80	63	13	4	.950	0	3	0	1.000	1	0
UCLA.....	74	57	12	5	.932	0	4	0	1.000	0	0
Totals.....	870		207		.972		15		.789		0
		639		24		7		4		5	

2008 NCAA Women's College World Series
#5 Texas A&M vs #6 Arizona State
Jun 02, 2008 at Oklahoma City, Okla (ASA Hall of Fame)

Texas A&M 0 (57-9)

Player	ab	r	h	rbi	bb	so	po	a	lob
Kliesing, Rhiannon 1b	3	0	0	0	0	2	11	1	0
Villarreal, Natalie 2b	3	0	0	0	0	2	4	2	0
Gibson, Megan p	3	0	1	0	0	1	0	1	0
Hinshaw, Jamie 3b	3	0	0	0	0	1	0	3	0
Ridley, Holly rf	3	0	0	0	0	1	0	0	1
Lobpries, Jami cf	3	0	1	0	0	0	0	0	0
Glasco, Erin c	1	0	0	0	0	0	1	0	1
Tovar, Andrea pr	0	0	0	0	0	0	0	0	0
Morrow, Macie ss	2	0	0	0	0	2	2	4	0
Spittler, Kelsey lf	2	0	0	0	0	2	0	0	1
Totals	23	0	2	0	0	11	18	11	3

Arizona State 3 (65-5)

Player	ab	r	h	rbi	bb	so	po	a	lob
Kaitlin Cochran cf	4	1	1	0	0	0	3	0	2
Jackie Vasquez rf/lf	2	1	0	0	1	1	1	0	0
Krista Donnenwirth 3b	3	1	3	3	0	0	2	0	0
Clarissa Andorfer-Lo pr	0	0	0	0	0	0	0	0	0
Lesley Rogers lf/dp	3	0	1	0	0	0	0	0	0
Michelle Nulliner dp	1	0	0	0	2	0	0	0	2
Caylyn Carlson rf	0	0	0	0	0	0	0	0	0
Mindy Cowles 2b	2	0	0	0	0	0	0	1	2
Kristen Miller c	3	0	0	0	0	0	11	1	0
Mandy Urfer 1b	1	0	1	0	0	0	2	0	0
Katie Crabb ph/1b	2	0	0	0	0	0	2	0	1
Rhiannon Baca ss	3	0	1	0	0	0	0	0	0
Katie Burkhart p	0	0	0	0	0	0	0	0	0
Totals	24	3	7	3	3	1	21	2	7

Score by Innings	1	2	3	4	5	6	7	R	H	E
Texas A&M	0	0	0	0	0	0	0	**0**	**2**	**0**
Arizona State	1	0	1	0	1	0	X	**3**	**7**	**0**

LOB - Aggies 3; Sun Devils 7. 2B - Gibson(16); Lobpries(9). HR - Donnenwirth(15). HBP - Glasco. SH - Cowles(7).
SB - Cochran(11).

Texas A&M	ip	h	r	er	bb	so	ab	bf	np
Gibson, Megan	6.0	7	3	3	3	1	24	28	106

Arizona State	ip	h	r	er	bb	so	ab	bf	np
Katie Burkhart	7.0	2	0	0	0	11	23	24	110

Win - Burkhart (40-5). Loss - Gibson (41-3). Save - None.
WP - Gibson(7). HBP - by Burkhart (Glasco). Inherited runners/scored: None. Pitches/strikes: Gibson 106/70;
Burkhart 110/77.

Umpires - HP: Linda Hoover 1B: Tom Topping 3B: Susie Benzel
Start: 7:07 Time: 2:02 Attendance: 7062

2008 NCAA Women's College World Series
#5 Texas A&M vs #6 Arizona State
Jun 02, 2008 at Oklahoma City, Okla (ASA Hall of Fame)

Score by Innings	1	2	3	4	5	6	7	R	H	E
Texas A&M	0	0	0	0	0	0	0	**0**	**2**	**0**
Arizona State	1	0	1	0	1	0	X	**3**	**7**	**0**

Texas A&M starters: 22/1b Kliesing; 16/2b Villarreal; 11/p Gibson; 12/3b Hinshaw; 13/rf Ridley; 2/cf Lobpries; 7/c Glasco; 14/ss Morrow; 10/lf Spittler;
Arizona State starters: 16/cf Cochran; 21/rf Vasquez; 11/3b Donnenwirth; 8/lf Rogers; 18/dp Nulliner; 22/2b Cowles; 33/c Miller; 36/1b Urfer; 5/ss Baca; 7/p Burkhart;

Texas A&M 1st - Kliesing struck out swinging (3-2 BKBKBK). Villarreal grounded out to 1b unassisted (1-2 BFK). Gibson popped up to 3b (2-1 BBK). 0 runs, 0 hits, 0 errors, 0 LOB.

Arizona State 1st - Cochran grounded out to 1b unassisted (0-2 FF). Vasquez walked (3-2 BBKBKB). Vasquez advanced to second on a wild pitch. Donnenwirth singled to right field, RBI (2-2 KBFB); Vasquez scored. Rogers reached on a fielder's choice (2-2 KKBFB); Donnenwirth out at second ss to 2b. Nulliner walked (3-2 BBFFFFFBB); Rogers advanced to second. Cowles grounded out to 3b (1-2 FFFB). 1 run, 1 hit, 0 errors, 2 LOB.

Texas A&M 2nd - Hinshaw struck out looking (3-2 KKBBBFFFFFK). Ridley struck out swinging (2-2 BBKKK). Lobpries doubled down the lf line (1-1 KB). Glasco flied out to cf (1-2 FBF). 0 runs, 1 hit, 0 errors, 1 LOB.

Arizona State 2nd - Miller out at first 1b to 2b (2-2 FFBBFF). Crabb pinch hit for Urfer. Crabb fouled out to 1b (0-1 F). Baca grounded out to ss (1-2 FFBF). 0 runs, 0 hits, 0 errors, 0 LOB.

Texas A&M 3rd - Crabb to 1b. Morrow struck out swinging, out at first c to 1b (0-2 KKK). Spittler struck out swinging (1-2 KKBK). Kliesing struck out swinging (2-2 BFKBK). 0 runs, 0 hits, 0 errors, 0 LOB.

Arizona State 3rd - Cochran grounded out to 2b (0-2 KK). Vasquez popped up to ss (1-1 FB). Donnenwirth homered down the lf line, RBI (1-0 B). Rogers out at first 3b to 2b (0-0). 1 run, 1 hit, 0 errors, 0 LOB.

Texas A&M 4th - Villarreal struck out looking (0-2 KFK). Gibson doubled to left field (2-2 KBKB). Hinshaw fouled out to 3b (0-1 F). Ridley grounded out to 1b unassisted (0-0). 0 runs, 1 hit, 0 errors, 1 LOB.

Arizona State 4th - Nulliner walked (3-2 FBBBKB). Cowles out at first p to 2b, SAC, bunt (0-0); Nulliner advanced to second. Miller popped up to 1b (1-1 BF). Crabb grounded out to ss (1-0 B). 0 runs, 0 hits, 0 errors, 1 LOB.

Texas A&M 5th - Urfer to 1b for Crabb. Lobpries fouled out to c (1-2 FBF). Glasco hit by pitch (1-2 KKB). Tovar pinch ran for Glasco. Morrow struck out looking (1-2 KKBK). Spittler struck out swinging (2-2 KBKBK). 0 runs, 0 hits, 0 errors, 1 LOB.

Arizona State 5th - Glasco to c for Tovar. Baca popped up to ss (2-1 BBK). Cochran singled to left field (0-0). Vasquez struck out looking (0-2 FFFK). Cochran stole second. Donnenwirth singled to right field, RBI (2-1 BBK); Cochran scored. Rogers singled to pitcher (0-2 KK); Donnenwirth advanced to second. Andorfer-Lop pinch ran for Donnenwirth. Nulliner grounded out to ss (0-2 FK). 1 run, 3 hits, 0 errors, 2 LOB.

Texas A&M 6th - Donnenwirth to 3b for Andorfer-Lop. Kliesing grounded out to 2b (1-2 BKFF). Villarreal struck out swinging (1-2 BKKK). Gibson struck out looking (3-2 BKKBFFBFFFFFFK). 0 runs, 0 hits, 0 errors, 0 LOB.

Arizona State 6th - Cowles grounded out to 2b (2-1 BBK). Miller grounded out to 3b (1-0 B). Urfer singled to shortstop (2-2 BKBF). Baca singled to right field (2-2 BBKF); Urfer advanced to second. Cochran grounded out to 1b unassisted (1-0 B). 0 runs, 2 hits, 0 errors, 2 LOB.

Texas A&M 7th - Vasquez to lf. Rogers to dp. Carlson to rf for Nulliner. Hinshaw flied out to cf (2-1 BKB). Ridley fouled out to lf (1-1 BF). Lobpries flied out to cf (2-1 KBB). 0 runs, 0 hits, 0 errors, 0 LOB.

2008 NCAA Women's College World Series
#6 Arizona State at #5 Texas A&M
Jun 03, 2008 at Oklahoma City, Okla. (ASA/Hall of Fame)

Arizona State 11 (66-5)

Player	ab	r	h	rbi	bb	so	po	a	lob
Kaitlin Cochran cf	2	2	1	3	2	0	1	0	0
Jackie Vasquez rf/lf	4	1	2	1	0	0	1	0	0
Krista Donnenwirth 3b	4	0	1	1	0	0	1	0	1
Clarissa Andorfer-Lo pr	0	1	0	0	0	0	0	0	0
Lesley Rogers lf/dp	3	1	1	1	1	0	0	0	0
Michelle Nulliner dp	2	0	0	0	0	1	0	0	0
Caylyn Carlson ph/rf	2	1	1	2	0	1	0	0	0
Mindy Cowles 2b	4	1	1	3	0	0	0	0	0
Kristen Miller c	4	0	0	0	0	1	13	1	2
Mandy Urfer 1b	2	1	0	0	0	1	4	0	0
Jessica Mapes ph	1	1	1	0	0	0	0	0	0
Brooke Neuman ph	1	0	0	0	0	1	0	0	0
Katie Crabb 1b	0	0	0	0	0	0	0	0	0
Rhiannon Baca ss	2	2	2	0	0	0	1	1	0
Katie Burkhart p	0	0	0	0	0	0	0	2	0
Totals	31	11	10	11	3	5	21	4	3

Texas A&M 0 (57-10)

Player	ab	r	h	rbi	bb	so	po	a	lob
Kliesing, Rhiannon 1b	3	0	0	0	0	1	7	0	0
Villarreal, Natalie 2b	3	0	1	0	0	2	3	3	0
Gibson, Megan p	2	0	1	0	1	0	0	2	0
Lobpries, Jami cf	3	0	0	0	0	2	2	1	1
Glasco, Erin c	2	0	0	0	0	1	5	1	0
Schroeder, Bailey ph	1	0	1	0	0	0	0	0	0
Hinshaw, Jamie 3b	2	0	1	0	0	1	1	2	2
Gegen, Mandy ph	1	0	0	0	0	1	0	0	0
Ridley, Holly rf	2	0	0	0	0	2	1	0	1
Reynolds, Alex ph	1	0	0	0	0	0	0	0	0
Morrow, Macie ss	2	0	0	0	0	2	0	2	0
Tovar, Andrea ph	1	0	0	0	0	1	0	0	1
Spittler, Kelsey lf	2	0	0	0	0	0	2	0	0
Totals	25	0	4	0	1	13	21	11	5

Score by Innings	1	2	3	4	5	6	7	R	H	E
Arizona State	0	0	1	0	3	0	7	**11**	**10**	**0**
Texas A&M	0	0	0	0	0	0	0	**0**	**4**	**2**

E - Kliesing(3); Hinshaw(7). LOB - Sun Devils 3; Aggies 5. 2B - Gibson(17). HR - Cochran(14); Cowles(18). SH - Baca(10). SB - Gibson(12).

Arizona State	ip	h	r	er	bb	so	ab	bf	np
Katie Burkhart	7.0	4	0	0	1	13	25	26	108

Texas A&M	ip	h	r	er	bb	so	ab	bf	np
Gibson, Megan	7.0	10	11	10	3	5	31	35	126

Win - Burkhart (41-5). Loss - Gibson (41-4). Save - None.
Inherited runners/scored: None. Pitches/strikes: Burkhart 108/67; Gibson 126/83.

Umpires - HP: Keith Kearney 1B: Mike Bartling 3B: Willie Newman
Start: 7:08 PM Time: 2:18 Attendance: 6619

2008 NCAA Women's College World Series
#6 Arizona State at #5 Texas A&M
Jun 03, 2008 at Oklahoma City, Okla. (ASA/Hall of Fame)

Score by Innings	1	2	3	4	5	6	7	R	H	E
Arizona State	0	0	1	0	3	0	7	11	10	0
Texas A&M	0	0	0	0	0	0	0	0	4	2

Arizona State starters: 16/cf Cochran; 21/rf Vasquez; 11/3b Donnenwirth; 8/lf Rogers; 18/dp Nulliner; 22/2b Cowles; 33/c Miller; 36/1b Urfer; 5/ss Baca; 7/p Burkhart;
Texas A&M starters: 22/1b Kliesing; 16/2b Villarreal; 11/p Gibson; 2/cf Lobpries; 7/c Glasco; 12/3b Hinshaw; 13/rf Ridley; 14/ss Morrow; 10/lf Spittler;

Arizona State 1st - Cochran flied out to lf (0-0). Vasquez grounded out to p (0-1 F). Donnenwirth grounded out to ss (1-1 BS). 0 runs, 0 hits, 0 errors, 0 LOB.

Texas A&M 1st - Kliesing grounded out to p (1-1 BS). Villarreal struck out (1-2 SFBS). Gibson grounded out to ss (2-1 FBB). 0 runs, 0 hits, 0 errors, 0 LOB.

Arizona State 2nd - Rogers walked (3-2 KSBBBB). Nulliner struck out (2-2 SBBFS). Cowles flied out to lf (0-1 F). Miller flied out to cf (2-2 KFBFB). 0 runs, 0 hits, 0 errors, 1 LOB.

Texas A&M 2nd - Lobpries struck out looking (3-2 BFBKBK). Glasco struck out (0-2 KKK). Hinshaw singled to right field. Ridley struck out (1-2 BKKFS). 0 runs, 1 hit, 0 errors, 1 LOB.

Arizona State 3rd - Mapes pinch hit for Urfer. Mapes singled down the lf line (2-1 BBK). Baca out at first 3b to 2b, SAC, bunt (1-0 B); Mapes advanced to second. Cochran walked (3-2 KBBBFB). Vasquez singled to left center, advanced to second on the throw, RBI (1-2 KSFFB); Cochran advanced to second, out at third cf to c to 3b; Mapes scored. Donnenwirth grounded out to 2b (0-0). 1 run, 2 hits, 0 errors, 1 LOB.

Texas A&M 3rd - Urfer to 1b for Mapes. Morrow struck out (2-2 KFBFBFFS). Spittler grounded out to c unassisted (0-0). Kliesing struck out (2-2 FBBFS). 0 runs, 0 hits, 0 errors, 0 LOB.

Arizona State 4th - Rogers grounded out to 2b (1-2 KKB). Nulliner reached on an error by 1b, assist by p (0-0). Cowles reached on a fielder's choice (1-2 FFB); Nulliner out at second ss to 2b. Miller grounded out to 2b (1-2 BFK). 0 runs, 0 hits, 1 error, 1 LOB.

Texas A&M 4th - Villarreal singled to right field (2-0 BB). Gibson walked (3-2 KBBFBB); Villarreal advanced to second. Lobpries popped up to ss (0-0). Glasco grounded out to p (1-1 BS); Gibson advanced to second; Villarreal advanced to third. Hinshaw struck out (3-2 FFFBBBFFS). 0 runs, 1 hit, 0 errors, 2 LOB.

Arizona State 5th - Urfer reached on a fielding error by 3b (1-2 SFB). Baca singled through the left side (1-0 B); Urfer advanced to second. Cochran homered to left field, 3 RBI (1-0 B); Baca scored; Urfer scored, unearned. Vasquez popped up to 2b (0-0). Donnenwirth grounded out to 1b unassisted (1-2 BKF). Rogers flied out to cf (2-2 KBBKFF). 3 runs, 2 hits, 1 error, 0 LOB.

Texas A&M 5th - Ridley struck out, out at first c to 1b (1-2 SKBK). Morrow struck out looking (3-2 SBBFBK). Spittler flied out to cf (1-1 BF). 0 runs, 0 hits, 0 errors, 0 LOB.

Arizona State 6th - Carlson pinch hit for Nulliner. Carlson struck out looking (3-2 BBKKFBK). Cowles flied out to rf (0-2 KS). Miller grounded out to 3b (0-0). 0 runs, 0 hits, 0 errors, 0 LOB.

Texas A&M 6th - Vasquez to lf. Rogers to dp. Carlson to rf. Kliesing flied out to lf (2-1 BKB). Villarreal struck out (2-2 BBSKK). Gibson doubled down the lf line (1-1 BF). Gibson stole third. Lobpries struck out (2-2 BKFBS). 0 runs, 1 hit, 0 errors, 1 LOB.

Arizona State 7th - Urfer struck out looking (0-2 SKFK). Baca singled to right field (0-0). Cochran walked (3-1 BBBKB); Baca advanced to second. Vasquez singled to center field (1-1 SB); Cochran advanced to second; Baca advanced to third. Donnenwirth singled to left field, RBI (1-2 FBK); Vasquez advanced to second; Cochran advanced to third; Baca scored. Andorfer-Lop pinch ran for Donnenwirth. Rogers singled to pitcher, RBI (1-1 BK); Andorfer-Lop advanced to second; Vasquez advanced to third; Cochran scored. Carlson singled up the middle, 2 RBI (1-2 SFB); Rogers advanced to second; Andorfer-Lop scored; Vasquez scored. Cowles homered to left field, 3 RBI (3-1 BFBB); Carlson scored; Rogers scored. Miller struck out (0-2 SSS). Neuman pinch hit for Urfer. Neuman struck out (3-2 BSBBKS). 7 runs, 6 hits, 0 errors, 0 LOB.

Texas A&M 7th - Donnenwirth to 3b for Andorfer-Lop. Crabb to 1b for Neuman. Schroeder pinch hit for Glasco. Schroeder singled down the rf line (3-2 BFKBB). Gegen pinch hit for Hinshaw. Gegen struck out looking (2-2 BKKBK). Reynolds pinch hit for Ridley. Reynolds fouled out to 3b (1-0 B). Tovar pinch hit for Morrow. Tovar struck out (1-2 SSBS). 0 runs, 1 hit, 0 errors, 1 LOB.

2009 NCAA

Women's College World Series

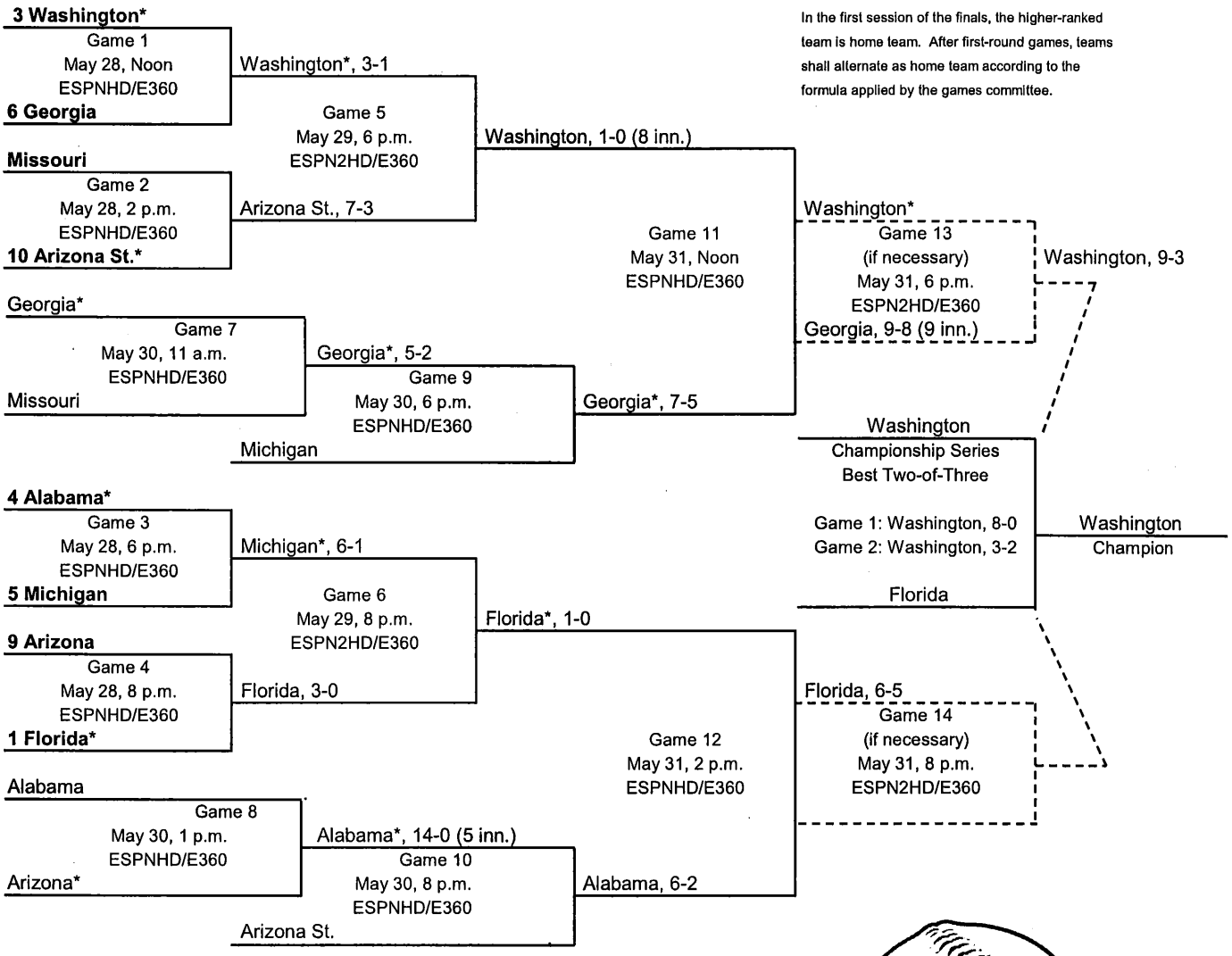

In the first session of the finals, the higher-ranked team is home team. After first-round games, teams shall alternate as home team according to the formula applied by the games committee.

* Denotes home team

Finals played at ASA Hall of Fame Stadium, Oklahoma City, Oklahoma.

Bracket note:

1. If the winner of Game 9 defeats the winner of Game 5, then Game 13 is necessary.
2. If the winner of Game 10 defeats the winner of Game 6, then Game 14 is necessary.
3. If only one if necessary game is needed, it will be played at 6 p.m.

*Note: The NCAA Division I Softball Committee reserves the right to revise the schedule (i.e. game times) in the event weather conditions and/or media/television commitments require such.

ALL TIMES ARE LOCAL (CENTRAL) TIME

"CONSULT WWW.NCAA.COM/BROADCAST UNDER 'TV SCHEDULE' FOR ESPNHD & ESPN2HD LISTINGS AND GAME TIMES"



2009 TEAM ROSTERS

Alabama

No.	Name
00	Kelsi Dunne
2	Jazlyn Lunceford
5	Jessica Smith
6	Ashley Holcombe
7	Jennifer Fenton
8	Brittany Rogers
10	Kelley Montalvo
12	Kendall Dawson
13	Alex Blewitt
15	Catherine Dozier
16	Kellie Eubanks
17	Lauren Parker
18	Cassandra Reilly-Boccia
20	Whitney Larsen
22	Amanda Locke
24	Olivia Gibson
26	Lisa Elizondo
34	Charlotte Morgan

Head Coach:
Patrick Murphy

Arizona

No.	Name
3	Sarah Akamine
5	Kristen Arriola
6	Jill Malina
7	K'Lee Arredondo
11	Jennifer Martinez
15	Karissa Buchanan
17	Victoria Kemp
20	Ashley Ralston-Alvarez
21	Stacie Chambers
22	Lauren Schutzler
24	Laine Roth
25	Corinna Gonzalez
28	Lindsey Sisk
29	Mandy Monge
31	Jenae Leles
33	Sam Banister
35	Brittany Lastrapes
42	Alicia Banks
90	Lini Koria

Head Coach:
Mike Candrea

Arizona State

No.	Name
00	Jessie Ware
2	Caylyn Carlson
4	Megan Elliott
5	Christina Zambrana
6	Renee Welty
8	Lesley Rogers
9	Sarah Rice
10	Hillary Bach
11	Krista Donnenwirth
12	Jessica Mapes
14	Clarissa Andorfer-Lopez
15	Katie Crabb
16	Kaitlin Cochran
17	Katelyn Boyd
18	Michelle Nulliner
22	Talo Haro
23	Lexi Anderson
24	Aurora Pangallo
25	Brooke Neuman
26	Nikole Afusia
27	Kaylyn Castillo
36	Mandy Urfer
63	Megan Ellsworth
77	Dani Rae Lougheed
88	Annie Lockwood
99	Ashley Muenz

Head Coach:
Clint Myers

Florida

No.	Name
2	Kelsey Bruder
3	Aja Paculba
4	Danyell Hines
5	Kim Waleszonia
7	Lauren Heil
8	Kristine Priebe
9	Alicia Sisco
10	Francesca Enea
12	Megan Bush
13	Shaunice Harris
15	Brooke Johnson
16	Michelle Moultrie
20	Le-Net Franklin
24	Ali Gardiner
26	Ami Austin
27	Corrie Brooks
28	Tiffany DeFelice
31	Kristina Hilberth
32	Stephanie Brombacher
42	Stacey Nelson

Head Coach:
Tim Walton

Georgia

No.	Name
2	Emily Herren
3	Maya Branch
5	Sarah McCloud
6	Taylor Schlopy
7	Christina Reed
8	Brianna Hesson
10	Ashley Pauly
11	Brittney Hubbard
12	Jennie Auger
17	Whitney Owens
18	Lasaira Daniels
20	Tess Echols
21	Jennifer Elmore
22	Kristin Schnake
23	Kristyn Sandberg
25	Megan Wiggins
27	Erin Arevalo
34	Tori Moody
35	Alisa Goler
63	Christie Hamilton

Head Coach:
Lu Harris-Champer

Michigan

No.	Name
1	Megan Gregory
2	Molly Bausher
3	Amanda Chidester
4	Kristin Larsen
5	Bree Evans
7	Jordan Taylor
8	Teddi Ewing
10	Alycia Ryan
11	Lauren Taylor
12	Stephanie Kirkpatrick
15	Maggie Viefhaus
16	Brooke Ward
19	Nicole Guska
22	Angela Findlay
23	Dorian Shaw
24	Roya St. Clair
25	Marley Powers
44	Nikki Nemitz

Head Coach:
Carol Hutchins

Missouri

No.	Name
1	Andee Allen
2	Lisa Simmons
3	Rhea Taylor
4	Gina Schneider
5	Michaela Vock
6	Jaydee Young
7	Stacy Delaney
8	Meredith Nash
9	Jana Hainey
10	Abby Vock
11	Katy Koontz
15	Katie Milles
16	Megan Christopher
17	Kathryn Poet
18	Chelsea Thomas
19	Shana White
20	Julie Silver
21	Marla Schweisberger
23	Micaela Minner
28	Kristin Nottelmann
30	Ashley Fleming
32	Lindsey Ubrun

Head Coach:
Ehren Earleywine

Washington

No.	Name
1	Dani Stuart
2	Marnie Koziol
3	Niki Williams
4	Kimi Pohlman
5	Amanda Fleischman
6	Taylor Smith
7	Jenn Salling
10	Jessica Ventoza
11	Ashley Charters
12	Alicia Blake
14	Jenna Clifton
15	Danielle Lawrie
18	Morgan Stuart
19	Ashley Tuiasosopo
20	Bailey Stenson
21	Lauren Greer
22	Alyson McWherter
25	Ashlyn Watson
44	Felecia Harris

Head Coach:
Heather Tarr

Women's College World Series
Batting Leaders (as of Oct 29, 2009)
(All games)

Hitting minimums - 1.0 AB/Game
Pitching minimums - 1 Games

Batting avg

1.	Schweisberge-MIZZ09	.600
2.	Haro-ASU09	.500
	Ewing-MICH09	.500
	Fenton-ALA09	.500
5.	Charters-WASH09	.476

Slugging pct

1.	Schweisberge-MIZZ09	1.200
2.	Williams-WASH09	.867
3.	M. Stuart-WASH09	.810
4.	Charters-WASH09	.762
5.	Crabb-ASU09	.750

On base pct

1.	Schweisberge-MIZZ09	.667
2.	Charters-WASH09	.560
3.	Ewing-MICH09	.556
4.	Goler-UGA09	.529
5.	M. Stuart-WASH09	.500

Runs scored

1.	Pohlman-WASH09	6
2.	Charters-WASH09	5
	Schlopy-UGA09	5
4.	5 tied at.....	4

Hits

1.	M. Stuart-WASH09	10
	Charters-WASH09	10
3.	Pohlman-WASH09	9
4.	Salling-WASH09	7
5.	Montalvo-ALA09	6

Runs batted in

1.	Williams-WASH09	10
2.	Schlopy-UGA09	6
3.	Lawrie-WASH09	5
	Schnake-UGA09	5
	M. Stuart-WASH09	5

Doubles

1.	M. Stuart-WASH09	4
2.	Holcombe-ALA09	2
	Schnake-UGA09	2
4.	19 tied at.....	1

Triples

1.	Daniels-UGA09	1
	Paculba-UF09	1
	Charters-WASH09	1

Home runs

1.	Williams-WASH09	3
2.	Schlopy-UGA09	2
	Bush-UF09	2
4.	17 tied at....	1

Total bases

1.	M. Stuart-WASH09	17
2.	Charters-WASH09	16
3.	Williams-WASH09	13
4.	Schlopy-UGA09	11
5.	Pohlman-WASH09	10

Walks

1.	Lawrie-WASH09	5
	Goler-UGA09	5
	Greer-WASH09	5
4.	Bruder-UF09	4
	Paculba-UF09	4

Hit by pitch

1.	Eubanks-ALA09	2
	Larsen-ALA09	2
	Boccia-ALA09	2
	Holcombe-ALA09	2
5.	8 tied at.....	1

Sac bunts

1.	Blake-WASH09	3
2.	12 tied at.....	1

Sac flies

1.	Bush-UF09	1
	Moody-UGA09	1

Stolen bases

1.	Rogers-ALA09	5
2.	Williams-WASH09	2
3.	13 tied at....	1

Total plate appearances

1.	Charters-WASH09	25
2.	Pohlman-WASH09	24
	Salling-WASH09	24
4.	Lawrie-WASH09	23
5.	M. Stuart-WASH09	22

At bats

1.	Pohlman-WASH09	24
2.	Salling-WASH09	22
3.	M. Stuart-WASH09	21
	Charters-WASH09	21
5.	Watson-WASH09	19

Steal attempts

1.	Rogers-ALA09	5
2.	Williams-WASH09	2
	Ewing-MICH09	2
	Pohlman-WASH09	2
5.	13 tied at...	1

Strikeouts

1.	Brooks-UF09	7
2.	Sandberg-UGA09	6
	Moody-UGA09	6
	Hesson-UGA09	6
5.	6 tied at.....	5

Caught stealing

1.	Pohlman-WASH09	1
	Heil-UF09	1
	Koziol-WASH09	1
	Ewing-MICH09	1

Grounded into DP

1.	Gardiner-UF09	2
2.	7 tied at.....	1

Women's College World Series
Pitching Leaders (as of Oct 29, 2009)
(All games)

Hitting minimums - 1.0 AB/Game
Pitching minimums - 1 Games

Earned run avg

1.	Delaney-MIZZ09	0.00
	Morgan-ALA09	0.00
3.	J. Taylor-MICH09	1.68
4.	Lawrie-WASH09	1.88
5.	Nelson-UF09	2.33

Opposing bat avg

1.	Brombacher-UF09	.188
2.	Lawrie-WASH09	.193
3.	Nelson-UF09	.195
4.	J. Taylor-MICH09	.207
5.	Bach-ASU09	.216

Innings pitched

1.	Lawrie-WASH09	44.2
2.	Nelson-UF09	30.0
3.	Hamilton-UGA09	24.1
4.	Bach-ASU09	20.2
	Dunne-ALA09	20.2

Batters struck out

1.	Lawrie-WASH09	49
2.	Nelson-UF09	36
3.	Dunne-ALA09	18
4.	Hamilton-UGA09	15
5.	2 tied at.....	11

Batters SO out looking

1.	Lawrie-WASH09	18
2.	Dunne-ALA09	13
3.	Nelson-UF09	10
4.	Bach-ASU09	3
	Brombacher-UF09	3

Wins

1.	Lawrie-WASH09	5
2.	Hamilton-UGA09	2
	Nelson-UF09	2
4.	6 tied at.....	1

Saves

Appearances

1.	Lawrie-WASH09	6
2.	Nelson-UF09	5
	Hamilton-UGA09	5
4.	3 tied at.....	3

Games started

1.	Lawrie-WASH09	6
2.	Nelson-UF09	5
3.	Bach-ASU09	3
	Dunne-ALA09	3
5.	4 tied at.....	2

Games finished

1.	Delaney-MIZZ09	2
	Hamilton-UGA09	2
	Brombacher-UF09	2
4.	5 tied at.....	1

Games in relief

1.	Hamilton-UGA09	3
2.	Brombacher-UF09	2
	Delaney-MIZZ09	2
4.	7 tied at.....	1

Sac bunts allowed

1.	Lawrie-WASH09	4
2.	Nelson-UF09	3
3.	Bach-ASU09	2
4.	6 tied at.....	1

Sac flies allowed

1.	Lawrie-WASH09	2

Losses

1.	Bach-ASU09	2
	Thomas-MIZZ09	2
	Nelson-UF09	2
	Nemitz-MICH09	2
	Dunne-ALA09	2

Runners picked off

Wild pitches

1.	Lawrie-WASH09	2
	Dunne-ALA09	2
3.	8 tied at.....	1

Balks

1.	Hamilton-UGA09	2

Hit batters

1.	Bach-ASU09	4
2.	Nemitz-MICH09	3
3.	Dunne-ALA09	2
	Hamilton-UGA09	2
5.	5 tied at.....	1

Intentional BB allowed

1.	Lawrie-WASH09	1
2.	Hamilton-UGA09	2
3.	Nemitz-MICH09	1
4.	Bach-ASU09	2
5.	Delaney-MIZZ09	1

Hits allowed

1.	Martinez-ARIZ09	3
	Schlopy-UGA09	3
	Brombacher-UF09	3
4.	Morgan-ALA09	5
5.	McCloud-UGA09	6

Runs allowed

1.	Morgan-ALA09	0
2.	Schlopy-UGA09	1
	Delaney-MIZZ09	1
4.	Brombacher-UF09	2
	J. Taylor-MICH09	2

Earned runs allowed

1.	Morgan-ALA09	0
	Delaney-MIZZ09	0
3.	Schlopy-UGA09	1
4.	J. Taylor-MICH09	2
	Brombacher-UF09	2

Walks allowed

1.	Arevalo-UGA09	0
	Martinez-ARIZ09	0
3.	Morgan-ALA09	1
	Akamine-ARIZ09	1
5.	McCloud-UGA09	2

Doubles allowed

1.	Dunne-ALA09	0
	Schlopy-UGA09	0
	Morgan-ALA09	0
	Brombacher-UF09	0
	McCloud-UGA09	0

Triples allowed

1.	Dunne-ALA09	0
	Schlopy-UGA09	0
	Morgan-ALA09	0
	Brombacher-UF09	0
	McCloud-UGA09	0

Home runs allowed

1.	Nelson-UF09	0
	Schlopy-UGA09	0
	Morgan-ALA09	0
	Martinez-ARIZ09	0
	Delaney-MIZZ09	0

Women's College World Series
Fielding Leaders (as of Oct 29, 2009)
(All games)

Pitching minimums - 1 Games

Fielding pct

1.	Blake-WASH09	1.000
	Charters-WASH09	1.000
	Shaw-MICH09	1.000
	St. Clair-MICH09	1.000
	Holcombe-ALA09	1.000

Chances

1.	Blake-WASH09	49
2.	Williams-WASH09	48
3.	Hilberth-UF09	45
4.	Gardiner-UF09	38
5.	Charters-WASH09	25

Putouts

1.	Blake-WASH09	48
2.	Williams-WASH09	43
3.	Hilberth-UF09	40
4.	Gardiner-UF09	37
5.	Shaw-MICH09	22

Assists

1.	Salling-WASH09	15
2.	M. Stuart-WASH09	12
	Charters-WASH09	12
4.	Brooks-UF09	10
5.	2 tied at....	9

Fielding double plays

1.	Charters-WASH09	4
2.	Shaw-MICH09	3
	M. Stuart-WASH09	3
4.	4 tied at.....	2

Passed balls

1.	Chambers-ARIZ09	1
	Sandberg-UGA09	1
	Blake-WASH09	1
	Christopher-MIZZ09	1

Catchers interference

Steal attempts against

1.	Castillo-ASU09	5
	Bach-ASU09	5
3.	5 tied at.....	4

Stolen bases against

1.	6 tied at.....	4

Caught stealing by

1.	8 tied at.....	1

Errors

1.	Williams-WASH09	2
	Lawrie-WASH09	2
3.	20 tied at.....	1

Women's College World Series
Overall Statistics (as of Oct 29, 2009)
(All games Sorted by Batting avg)

eam	avg	g	ab	r	h	2b	3b	hr	rbi	tb	slg%	bb	hp	so	gdp	ob%	sf	sh	sb-att	po	a	e	fld%
Vashington 09	.304	6	171	32	52	8	1	6	28	80	.468	22	1	22	2	.387	0	5	4-6	134	51	7	.964
labama 09	.302	4	106	26	32	7	0	2	23	45	.425	9	8	22	1	.398	0	2	9-9	77	15	4	.958
Georgia 09	.239	5	134	25	32	5	1	7	25	60	.448	14	3	38	2	.322	1	2	2-2	105	25	1	.992
Michigan 09	.238	3	80	11	19	3	0	2	10	28	.350	8	1	16	0	.315	0	2	1-2	60	24	1	.988
rizona State 09	.229	3	83	9	19	1	0	1	9	23	.277	6	1	15	2	.289	0	0	0-0	62	27	2	.978
lorida 09	.211	5	123	12	26	2	1	5	11	45	.366	17	0	42	2	.305	1	4	3-4	102	39	6	.959
Missouri 09	.176	2	51	5	9	1	0	1	5	13	.255	3	2	6	0	.250	0	0	1-1	36	12	2	.960
rizona 09	.159	2	44	0	7	0	0	0	0	7	.159	4	0	15	0	.229	0	0	0-0	33	13	1	.979
otals	.247	30	792	120	196	27	3	24	111	301	.380	83	16	176	9	.330	2	15	20-24	609	206	24	.971

(All games Sorted by Earned run avg)

eam	era	w-l	g	cg	sho	sv	ip	h	r	er	bb	so	2b	3b	hr	b/avg	wp	hp	bk	sfa	sha
Vashington 09	1.88	5-1	6	6	2/0	0	44.2	31	15	12	13	49	5	2	2	.193	2	1	0	2	4
rizona State 09	2.37	1-2	3	3	0/0	0	20.2	16	10	7	8	8	4	0	2	.216	0	4	0	0	2
lorida 09	2.47	3-2	5	3	2/0	0	34.0	25	16	12	9	40	2	0	1	.194	1	2	0	0	3
Michigan 09	3.15	1-2	3	1	0/0	0	20.0	17	9	9	8	21	3	0	5	.233	0	3	0	0	1
labama 09	3.27	2-2	4	4	1/0	0	25.2	24	14	12	14	21	0	0	4	.233	3	2	0	0	0
Georgia 09	5.40	3-2	5	2	0/0	0	35.0	46	27	27	18	17	7	1	6	.319	3	2	2	0	3
Missouri 09	5.83	0-2	2	0	0/0	0	12.0	16	12	10	9	8	1	0	1	.296	1	2	0	0	1
rizona 09	9.55	0-2	2	0	0/0	0	11.0	21	17	15	4	12	5	0	3	.389	2	0	0	0	1
otals	3.59	15-15	30	19	5/0	0	203.0	196	120	104	83	176	27	3	24	.247	12	16	2	2	15

B - Georgia 1, Arizona 1, Missouri 1, Washington 1.

(All games Sorted by Fielding pct)

Team	c	po	a	e	fld%	dp	sba	csb	sba%	pb	ci
Georgia 09	131	105	25	1	.992	2	4	0	1.000	1	0
Michigan 09	85	60	24	1	.988	3	1	1	.500	0	0
Arizona 09	47	33	13	1	.979	1	3	0	1.000	1	0
Arizona State 09	91	62	27	2	.978	0	4	1	.800	0	0
Washington 09	192	134	51	7	.964	4	4	0	1.000	1	0
Missouri 09	50	36	12	2	.960	0	0	0	---	1	0
Florida 09	147	102	39	6	.959	0	3	1	.750	0	0
Alabama 09	96	77	15	4	.958	1	1	1	.500	0	0
Totals	839	609	206	24	.971	11	20	4	.833	4	0

Women's College World Series
#3 Washington vs #1 Florida
June 1, 2009 at Oklahoma City, OK (ASA Hall of Fame)

Vashington 8 (50-12)

layer	ab	r	h	rbi	bb	so	po	a	lob
harters 2b	3	2	3	2	1	0	1	1	0
ohlman lf	4	1	1	0	0	0	1	0	0
alling ss	4	2	1	2	0	0	2	2	1
awrie p	4	1	1	0	0	1	0	1	0
M. Stuart 3b	3	0	1	2	1	1	1	1	2
Koziol pr	0	0	0	0	0	0	0	0	0
lake c	4	0	0	0	0	1	12	0	1
Vatson dp	4	0	0	0	0	1	0	0	1
reer rf	2	1	0	0	1	0	0	0	0
Stenson rf	0	0	0	0	0	0	0	0	0
Villiams 1b	2	1	0	0	1	1	4	0	0
IcWherter cf	0	0	0	0	0	0	0	0	0
otals	30	8	7	6	4	5	21	5	5

Florida 0 (63-4)

Player	ab	r	h	rbi	bb	so	po	a	lob
Paculba 2b	2	0	0	0	1	2	1	4	1
DeFelice dp	2	0	0	0	0	1	0	0	0
Moultrie ph	1	0	1	0	0	0	0	0	0
Enea lf	3	0	0	0	0	2	1	0	0
Bruder rf	3	0	0	0	0	2	1	0	2
Bush ss	2	0	0	0	1	0	2	1	0
Gardiner 1b	2	0	0	0	1	0	7	0	0
Austin pr	0	0	0	0	0	0	0	0	0
Brooks 3b	3	0	1	0	0	2	1	2	0
Hilberth c	1	0	0	0	0	1	6	0	1
Waleszonia cf	1	0	0	0	0	1	0	0	0
Sisco ph	1	0	0	0	0	1	0	0	0
Nelson p	0	0	0	0	0	0	0	2	0
Brombacher p	0	0	0	0	0	0	2	0	0
Totals	21	0	2	0	3	12	21	9	4

core by Innings	1	2	3	4	5	6	7	R	H	E
Vashington 09	0	0	4	0	2	2	0	**8**	**7**	**0**
lorida 09	0	0	0	0	0	0	0	**0**	**2**	**2**

: - Gardiner(3); Hilberth(3). DP - Washington 1. LOB - Washington 5; Florida 4. 2B - M. Stuart(16). HR - harters(9). SH - Hilberth(4). SB - Williams(6).

Vashington 09	ip	h	r	er	bb	so	ab	bf	np
awrie	7.0	2	0	0	3	12	21	25	125

Florida 09	ip	h	r	er	bb	so	ab	bf	np
Nelson	5.0	5	6	4	2	5	22	24	82
Brombacher	2.0	2	2	2	2	0	8	10	41

Vin - Lawrie (41-8). Loss - Nelson (41-4). Save - None.
nherited runners/scored: None. Pitches/strikes: Lawrie 125/80; Nelson 82/52; Brombacher 41/23.

Jmpires - HP: Sally Walker 1B: Bart Hadley 3B: Traci Stoelting
tart: 7:07 pm Time: 2:34 Attendance: 6060
Veather: Partly Cloudy, 84, Winds: S16
ame notes:
Morgan Stuart (Washington) sets a Women's College World Series record for
loubles with four (4). Washington leads Championship series, 1-0.

Women's College World Series
#3 Washington vs #1 Florida
June 1, 2009 at Oklahoma City, OK (ASA Hall of Fame)

Score by Innings	1	2	3	4	5	6	7	R	H	E
Vashington	0	0	4	0	2	2	0	**8**	**7**	**0**
lorida	0	0	0	0	0	0	0	**0**	**2**	**2**

Vashington 09 starters: 11/2b Charters; 4/lf Pohlman; 7/ss Salling; 15/p Lawrie; 18/3b M. Stuart; 12/c Blake; 25/dp Watson; 21/rf Greer; 3/1b Williams; 22/cf McWherter;
lorida 09 starters: 3/2b Paculba; 28/dp DeFelice; 10/lf Enea; 2/rf Bruder; 12/ss Bush; 24/1b Gardiner; 27/3b Brooks; 31/c Hilberth; 5/cf Waleszonia; 42/p Nelson;

Vashington 09 1st - Charters singled to pitcher (1-1). Pohlman reached on a fielding error by 1b, assist by 3b, advanced to second (0-0); Charters advanced to third. Salling reached on a fielder's choice to second base (2-1); Pohlman advanced to third; Charters out at home 2b to c. Lawrie struck out swinging (1-2). M. Stuart grounded out to 3b (2-1). 0 runs, 1 hit, 1 error, 2 LOB.

lorida 09 1st - Paculba struck out swinging (0-2). DeFelice struck out looking (1-2). Enea struck out looking (3-2). 0 runs, 0 hits, 0 errors, 0 LOB.

Vashington 09 2nd - Blake struck out looking (0-2). Watson struck out swinging (1-2). Greer grounded out to 2b (0-1). 0 runs, 0 hits, 0 errors, 0 LOB.

lorida 09 2nd - Bruder grounded out to ss (0-0). Bush walked (3-2). Gardiner grounded into double play ss to 2b to 1b (2-2); Bush out on the play. 0 runs, 0 hits, 0 errors, 0 LOB.

Vashington 09 3rd - Williams walked (3-2). Williams stole second. Charters singled to second base (3-1); Williams advanced to third. Pohlman reached on a fielder's choice to shortstop (1-0); Charters advanced to second. Salling singled up the middle, 2 RBI; Pohlman advanced to second; Charters scored; Williams scored. Salling advanced to second on a throwing error by c, scored, unearned; Pohlman scored, unearned. Lawrie grounded out to 1b unassisted (1-2). M. Stuart struck out swinging (0-2). Blake grounded out to p (1-0). 4 runs, 2 hits, 1 error, 0 LOB.

lorida 09 3rd - Brooks singled to third base (1-2). Hilberth grounded out to p, SAC (2-2); Brooks advanced to second. Waleszonia struck out looking (3-2). Paculba struck out swinging (1-2). 0 runs, 1 hit, 0 errors, 1 LOB.

Vashington 09 4th - Watson popped up to 3b (3-1). Greer flied out to lf (2-2). Williams struck out swinging (0-2). 0 runs, 0 hits, 0 errors, 0 LOB.

lorida 09 4th - DeFelice lined out to 3b (1-1). Enea struck out swinging (3-2). Bruder struck out swinging (0-2). 0 runs, 0 hits, 0 errors, 0 LOB.

Vashington 09 5th - Charters walked (3-2). Pohlman reached on a fielder's choice to pitcher (0-0); Charters out at second p to ss. Salling reached on a fielder's choice to second base (2-2); Pohlman out at second 2b to ss. Lawrie singled up the middle (0-0); Salling advanced to second. M. Stuart doubled to center field, 2 RBI (1-2); Lawrie scored; Salling scored. Blake grounded out to 2b (1-0). 2 runs, 2 hits, 0 errors, 1 LOB.

lorida 09 5th - Bush flied out to ss (1-2). Gardiner walked (3-2). Austin pinch ran for Gardiner. Brooks struck out swinging (0-2). Hilberth struck out looking (1-2). 0 runs, 0 hits, 0 errors, 1 LOB.

Washington 09 6th - Gardiner to 1b for Austin. Brombacher to p for Nelson. Watson grounded out to ss (2-1). Greer walked (3-2). Williams lined out to p (1-2). Charters homered to right field, 2 RBI (1-1); Greer scored. Pohlman singled up the middle (1-0). Salling flied out to rf (2-0). 2 runs, 2 hits, 0 errors, 1 LOB.

Florida 09 6th - Stenson to rf for Greer. Sisco pinch hit for Waleszonia. Sisco struck out looking (2-2). Paculba walked (3-2). Moultrie pinch hit for DeFelice. Moultrie singled to left field (1-2); Paculba advanced to second. Enea popped up to ss (3-2). Bruder struck out swinging (3-2). 0 runs, 1 hit, 0 errors, 2 LOB.

Washington 09 7th - Moultrie to cf. Sisco to dp. Lawrie lined out to 2b (2-2). M. Stuart walked (3-2). Koziol pinch ran for M. Stuart. Blake popped up to p (0-1). Watson grounded out to 1b unassisted (1-2). 0 runs, 0 hits, 0 errors, 1 LOB.

Florida 09 7th - M. Stuart to 3b for Koziol. Bush grounded out to 3b (1-2). Gardiner lined out to lf (2-2). Brooks struck out swinging (2-2). 0 runs, 0 hits, 0 errors, 0 LOB.

Women's College World Series
#1 Florida vs #3 Washington
June 2, 2009 at Oklahoma City, OK (ASA Hall of Fame)

Florida 2 (63-5)

Player	ab	r	h	rbi	bb	so	po	a	lob
Paculba 2b	4	1	1	0	0	2	1	0	3
Hilberth c	4	1	2	0	0	0	5	1	0
Heil pr	0	0	0	0	0	0	0	0	0
Enea lf	3	0	2	0	0	1	2	0	0
Johnson pr	0	0	0	0	0	0	0	0	0
Bruder rf	2	0	0	0	2	0	0	0	0
Bush ss	3	0	0	1	0	1	2	3	1
Gardiner 1b	3	0	1	0	1	1	7	0	3
Hines pr	0	0	0	0	0	0	0	0	0
Brooks 3b	2	0	0	0	0	1	1	4	3
Moultrie cf	3	0	1	0	0	1	0	0	0
Valeszonia dp	3	0	0	0	0	1	0	0	0
Nelson p	0	0	0	0	0	0	0	1	0
Totals	27	2	7	1	3	8	18	9	10

Washington 3 (51-12)

Player	ab	r	h	rbi	bb	so	po	a	lob
Charters 2b	3	1	1	0	0	1	5	2	0
Pohlman lf	3	2	1	0	0	0	0	0	1
Salling ss	3	0	1	0	0	1	1	2	0
Lawrie p	3	0	2	1	0	0	1	1	0
M. Stuart 3b	3	0	0	0	0	1	1	2	0
Blake c	2	0	0	0	1	0	8	0	1
Koziol pr	0	0	0	0	0	0	0	0	0
Watson dp	3	0	0	0	0	0	0	0	3
Greer rf	3	0	1	0	0	1	0	0	0
Stenson rf	0	0	0	0	0	0	0	0	0
Fleischman rf	0	0	0	0	0	0	0	0	0
Williams 1b	1	0	0	0	0	1	3	0	0
McWherter cf	0	0	0	0	0	0	2	0	0
Totals	24	3	6	1	1	5	21	7	5

Score by Innings	1	2	3	4	5	6	7	R	H	E
Florida 09	2	0	0	0	0	0	0	**2**	**7**	**2**
Washington 09	2	0	1	0	0	0	X	**3**	**6**	**3**

E - Moultrie(3); Nelson(4); Salling(5); Lawrie(5); M. Stuart(12). DP - Washington 1. LOB - Florida 10; Washington 5. 2B - Enea(11). 3B - Paculba(5). SH - Enea(1); Brooks(6); Williams(3). SF - Bush(2). SB - Hilberth(10); Enea(3); Moultrie(15). CS - Koziol(3).

Florida 09	ip	h	r	er	bb	so	ab	bf	np
Nelson	6.0	6	3	2	1	5	24	26	95

Washington 09	ip	h	r	er	bb	so	ab	bf	np
Lawrie	7.0	7	2	1	3	8	27	33	119

Win - Lawrie (42-8). Loss - Nelson (41-5). Save - None.
WP - Nelson(12); Lawrie(13). PB - Blake(10). Inherited runners/scored: None. Pitches/strikes: Nelson 95/62; Lawrie 19/73.

Umpires - HP: Keith Kearney 1B: Sally Walker 3B: Kevin Davis
Start: 7:08 pm Time: 2:28 Attendance: 5807
Weather: Mostly Cloudy, 77, Winds: SSE9
Game notes:
Washington wins 2009 NCAA Division I National Championship. Title is the first for the Huskies. Washington pitcher Danielle Lawrie named Women's College World Series Most Outstanding Player.



2010s

2010 NCAA Women's College World Series (WCWS)

In the first session of the WCWS, the higher-ranked team is home team. After first-round games, teams shall alternate as home team according to the formula applied by the games committee.

(9) Missouri
Game 1
Noon, Thurs., June 3
ESPN HD/ESPN3.com
(16) Hawaii

* Hawaii (3-2)
Game 5
6 p.m., Fri., June 4
ESPN HD/ESPN3.com
* UCLA (5-2)

(5) UCLA
Game 2
2:30 p.m., Thurs., June 3
ESPN HD/ESPN3.com
(4) Florida

UCLA (16-3)

Game 11
Noon, Sun., June 6
ESPN HD/ESPN3.com

Game 13
(if necessary)
6 p.m., Sun., June 6
ESPN2 HD/ESPN3.com

Missouri
Game 7
11 a.m., Sat., June 5
ESPN2 HD/ESPN3.com
* Florida

Florida (5-0)
Game 9
6 p.m., Sat., June 5
ESPN HD/ESPN3.com
* Georgia

Georgia (3-2)

* UCLA (5-2)
Championship Finals
Best Two-of-Three
Game 1: UCLA (6-5) 8 inn.
Game 2: UCLA (15-9)
ESPN2 HD/ESPN3.com
Arizona (5-2)

UCLA
Champion

(10) Arizona
Game 3
6 p.m., Thurs., June 3
ESPN2 HD/ESPN3.com
(15) Tennessee

Tennessee (9-0)
Game 6
8:30 p.m., Fri., June 4
ESPN HD/ESPN3.com
* Tennessee (7-5)

(6) Georgia
Game 4
8:30 p.m., Thurs., June 3
ESPN2 HD/ESPN3.com
(3) Washington

* Georgia (6-3)

Game 12
2:30 p.m., Sun., June 6
ESPN HD/ESPN3.com

Tennessee
Game 14
(if necessary)
8:30 p.m., Sun., June 6
ESPN2 HD/ESPN3.com
* Arizona (8-0)

Arizona
Game 8
1:30 p.m., Sat., June 5
ESPN2 HD/ESPN3.com
* Washington

* Arizona (4-3)
Game 10
8:30 p.m., Sat., June 5
ESPN HD/ESPN3.com
Hawaii

Arizona (5-1)

* Denotes home team

All games played at ASA Hall of Fame Stadium in Oklahoma City, Oklahoma.

Bracket note:

1. If the winner of Game 9 defeats the winner of Game 5, then Game 13 is necessary.
2. If the winner of Game 10 defeats the winner of Game 6, then Game 14 is necessary.
3. If only one if necessary game is needed, it will be played at 6 p.m. on Sunday.

*Note: The NCAA Division I Softball Committee reserves the right to revise the schedule (i.e., game times) in the event weather conditions and/or media/television commitments require such adjustments.

ALL TIMES LISTED ARE LOCAL (CENTRAL TIME)

Visit www.NCAA.com/broadcast and click on TV Schedule link for most current ESPN HD & ESPN2 HD air dates and game times.

2010 TEAM ROSTERS

ARIZONA

No.	Name
00	Nicole Bryan
2	Baillie Kirker
3	Sarah Akamine
4	Brigette Del Ponte
5	Kristen Arriola
7	K'Lee Arredondo
8	Becca Tikey
9	Matte Haack
12	Shannon Tinsley
15	Karissa Buchanan
17	Victoria Kemp
19	Kenzie Fowler
20	Ashley Ralston-Alvarez
21	Stacie Chambers
22	Lauren Schutzler
35	Brittany Lastrapes
42	Alicia Banks
90	Lini Koria

Head Coach:
Mike Candrea

FLORIDA

No.	Name
2	Kelsey Bruder
3	Aja Paculba
7	Lauren Heil
10	Francesca Enea
11	Ensley Gammel
12	Megan Bush
13	Shaunice Harris
15	Samantha Holle
16	Michelle Moultrie
18	Alyese Stapf
20	Kelsey Horton
21	Erin Schuppert
22	Brittany Walker
27	Corrie Brooks
28	Tiffany DeFelice
32	Stephanie Brombacher
44	Brittany Schutte

Head Coach:
Tim Walton

GEORGIA

No.	Name
1	Sara Sikes
3	Lacey Pierce
4	Alison Owen
5	Sarah McCloud
6	Taylor Schlopy
7	Laura Trout
8	Brianna Hesson
9	Amberlie Saxton
10	Ashley Pauly
11	Brittney Hubbard
12	Jennie Auger
13	Alanna Hadley
14	Macie Couey
16	Katie Rietkovich
18	Ashley Razey
19	Christine Olney
23	Kristyn Sandberg
25	Megan Wiggins
27	Erin Arevalo
33	Katie Murphy
34	Tori Moody
35	Alisa Goler

Head Coach:
Lu Harris-Champer

HAWAII

No.	Name
00	Kelly Majam
1	Jessica Iwata
2	Mikalemi Tagab-Cruz
4	Rachel Paragas
5	Brynne Buchanan
7	Tara Anguiano
8	Dara Pagaduan
9	Sarah Robinson
10	Stephanie Ricketts
11	Tasha Pagdilao
12	Jori Jasper
13	Jenna Rodriguez
14	Alexandra Aguirre
16	Kaia Parnaby
18	Traci Yoshikawa
19	Kanani Pu'u-Warren
21	Katie Grimes
23	Jocelyn Enrique
24	Amanda Tauali'i
25	Makani Duhaylonsod-Kaleimamahu
33	Melissa Gomez

Head Coach:
Bob Coolen

MISSOURI

No.	Name
00	Rachel Hay
2	Lisa Simmons
3	Rhea Taylor
4	Gina Schneider
5	Michaela Vock
6	Jaydee Young
7	Ashlie Ortega
8	Nicole Hudson
9	Jana Hainey
10	Abby Vock
11	Katy Koontz
16	Megan Christopher
17	Kathryn Poet
18	Chelsea Thomas
19	Shana White
21	Marla Schweisberger
22	Lindsey Muller
23	Catherine Lee
26	Jenna Marston
28	Kristin Nottelmann
30	Ashley Fleming
42	Princess Krebs

Head Coach:
Ehren Earleywine

TENNESSEE

No.	Name
00	Nicole Kajitani
1	Megan Givens
2	Kelly Grieve
3	Leah Taylor
4	Holly Baker
8	Cat Hosfield
9	Jessica Spigner
11	Melissa Brown
13	Andi Williamson
14	Erinn Webb
20	Ivy Renfroe
22	Ashley Andrews
23	Whitney Hammond
24	Morgan Fowler
27	Lauren Gibson
28	Shelby Burchell
33	Kat Dotson
52	Tiffany Huff
88	Raven Chavanne

Co-Head Coaches:
Ralph Weekly
Karen Weekly

UCLA

No.	Name
3	GiOnna DiSalvatore
4	Marti Reed
5	Donna Kerr
7	Samantha Camuso
8	Andrea Harrison
9	Kaila Shull
11	Whitney Baker
13	Destiny Rodino
14	Julie Burney
17	Charlotte Dolan
18	Monica Harrison
19	B.B. Bates
20	Brooke Finley
21	Grace Murray
23	Amy Crawford
24	Aleah Macon
29	Katie Schroeder
31	Megan Langenfeld
42	Devon Lindvall
44	Dani Yudin

Head Coach:
Kelly Inouye-Perez

WASHINGTON

No.	Name
1	Shawna Wright
3	Niki Williams
4	Kimi Pohlman
5	Amanda Fleischman
6	Taylor Smith
7	Jenn Salling
8	Maggie Wagner
9	Jerrin Fa'asua
10	Hooch Fagaly
14	Jenna Clifton
15	Danielle Lawrie
18	Morgan Stuart
19	Ashley Tuiasosopo
20	Bailey Stenson
22	Alyson McWherter
24	Baily Harris
33	Amanda Fitzsimmons

Head Coach:
Heather Tarr

2010 Women's College World Series
Conference Batting Leaders (as of May 22, 2012)
(All games)

Hitting minimums - 1 Games 10 AB
Pitching minimums - 1 Games 10 IP

	Batting avg	
1.	Langenfeld-UCLA	.706
2.	Buchanan-ARIZ	.571
3.	Pauly-UG	.545
4.	Lastrapes-ARIZ	.481
5.	Arredondo-ARIZ	.455

	Slugging pct	
1.	Langenfeld-UCLA	1.529
2.	Camuso-UCLA	1.063
3.	Chambers-ARIZ	.947
4.	Harrison, A-UCLA	.905
5.	Burney-UCLA	.857

	On base pct	
1.	Langenfeld-UCLA	.783
2.	Buchanan-ARIZ	.591
3.	Burney-UCLA	.556
4.	Yudin-UCLA	.550
5.	Pauly-UG	.545

	Runs scored	
1.	Langenfeld-UCLA	8
2.	Arredondo-ARIZ	7
3.	Chambers-ARIZ	6
4.	6 tied at.....	5

	Hits	
1.	Lastrapes-ARIZ	13
2.	Buchanan-ARIZ	12
	Langenfeld-UCLA	12
4.	Arredondo-ARIZ	10
5.	DiSalvatore-UCLA	8

	Runs batted in	
1.	Harrison, A-UCLA	11
2.	Chambers-ARIZ	10
3.	Langenfeld-UCLA	9
4.	Camuso-UCLA	7
5.	2 tied at.....	6

	Doubles	
1.	Shull-UCLA	4
	Lastrapes-ARIZ	4
3.	Harrison, M-UCLA	3
4.	3 tied at.....	2

	Triples	
1.	R. Chavanne-TN	1
	Smith-WASH	1

	Home runs	
1.	Langenfeld-UCLA	4
	Harrison, A-UCLA	4
	Chambers-ARIZ	4
4.	Schutte-UF	3
	Camuso-UCLA	3

	Total bases	
1.	Langenfeld-UCLA	26
2.	Harrison, A-UCLA	19
3.	Chambers-ARIZ	18
4.	3 tied at.....	17

	Walks	
1.	Yudin-UCLA	7
2.	Chambers-ARIZ	5
3.	4 tied at.....	4

	Hit by pitch	
1.	Enea-UF	4
2.	J. Spigner-TN	3
	Langenfeld-UCLA	3
4.	Koria-ARIZ	2
5.	16 tied at....	1

	Sac bunts	
1.	Arriola-ARIZ	2
2.	16 tied at.....	1

	Sac flies	
1.	Salling-WASH	1
	Brooks-UF	1
	Chambers-ARIZ	1

	Stolen bases	
1.	Heil-UF	2
	R. Chavanne-TN	2
	Schutzler-ARIZ	2
4.	11 tied at.....	1

	Total plate appearances	
1.	Lastrapes-ARIZ	28
2.	Schutzler-ARIZ	27
3.	Chambers-ARIZ	26
	Arredondo-ARIZ	26
5.	2 tied at.....	24

	At bats	
1.	Lastrapes-ARIZ	27
2.	DiSalvatore-UCLA	23
3.	Arredondo-ARIZ	22
	Del Ponte-ARIZ	22
	Schutzler-ARIZ	22

	Steal attempts	
1.	Schutzler-ARIZ	3
2.	Heil-UF	2
	R. Chavanne-TN	2
	K. Grieve-TN	2
5.	11 tied at.....	1

	Strikeouts	
1.	Del Ponte-ARIZ	10
2.	Schutzler-ARIZ	8
	Chambers-ARIZ	8
	Kirker-ARIZ	8
5.	2 tied at.....	7

	Caught stealing	
1.	K. Grieve-TN	1
	Schutzler-ARIZ	1
	Bruder-UF	1

	Grounded into DP	
1.	Schutzler-ARIZ	1
	Iwata, J.-UH	1

2010 Women's College World Series
Conference Pitching Leaders (as of May 22, 2012)
(All games)

Hitting minimums - 1 Games 10 AB
Pitching minimums - 1 Games 10 IP

Earned run avg	
1. Langenfeld-UCLA	2.55
2. Arevalo-UG	2.84
3. Fowler-ARIZ	3.25
4. Lawrie-WASH	3.50
Nottelmann-MISSOURI	3.50

Opposing bat avg	
1. Arevalo-UG	.222
2. Langenfeld-UCLA	.226
3. Fowler-ARIZ	.241
4. Nottelmann-MISSOURI	.250
5. Owen-UG	.255

Innings pitched	
1. Fowler-ARIZ	36.2
2. Langenfeld-UCLA	24.2
3. I. Renfroe-TN	20.2
4. Brombacher-UF	15.1
5. Lawrie-WASH	14.0

Batters struck out	
1. Fowler-ARIZ	49
2. I. Renfroe-TN	27
3. Langenfeld-UCLA	17
Lawrie-WASH	17
5. Arevalo-UG	13

Batters SO out looking	
1. Fowler-ARIZ	11
2. I. Renfroe-TN	7
3. Brombacher-UF	6
4. Owen-UG	5
5. 2 tied at.....	4

Wins	
1. Fowler-ARIZ	4
2. Langenfeld-UCLA	3
3. Macon-UCLA	2
Arevalo-UG	2
I. Renfroe-TN	2

Saves	
1. Owen-UG	1

Appearances	
1. Fowler-ARIZ	7
2. Langenfeld-UCLA	4
Arevalo-UG	4
I. Renfroe-TN	4
Owen-UG	4

Games started	
1. Fowler-ARIZ	7
2. I. Renfroe-TN	4
3. Langenfeld-UCLA	3
Ricketts, S.-UH	3
Brombacher-UF	3

Games finished	
1. Owen-UG	3
2. Parnaby, K.-UH	2
Akamine-ARIZ	2
4. 8 tied at.....	1

Games in relief	
1. Owen-UG	3
Arevalo-UG	3
Akamine-ARIZ	3
4. Parnaby, K.-UH	2
5. 8 tied at.....	1

Sac bunts allowed	
1. Fowler-ARIZ	4
2. Arevalo-UG	3
I. Renfroe-TN	3
4. Parnaby, K.-UH	2
5. 6 tied at.....	1

Sac flies allowed	
1. Ricketts, S.-UH	1
Fowler-ARIZ	1
Hainey-MISSOURI	1

Losses	
1. Fowler-ARIZ	3
2. 5 tied at.....	2

Runners picked off	
1. DeFelice-UF	1

Wild pitches	
1. Arevalo-UG	6
2. Fowler-ARIZ	3
3. Akamine-ARIZ	2
McCloud-UG	2
5. 5 tied at.....	1

Balks	
1. Fowler-ARIZ	9
2. Brombacher-UF	2
Gammel-UF	2
Akamine-ARIZ	2
5. Parnaby, K.-UH	1

Hit batters	
1. Fowler-ARIZ	4
Owen-UG	4
Arevalo-UG	4
4. I. Renfroe-TN	3
Macon-UCLA	3

Intentional BB allowed	
1. Akamine-ARIZ	2
2. Fowler-ARIZ	1
C. Hosfield-TN	1

Hits allowed	
1. Arevalo-UG	10
2. Nottelmann-MISSOURI	12
Owen-UG	12
4. Ricketts, S.-UH	15
5. Brombacher-UF	17

Runs allowed	
1. Arevalo-UG	5
2. Nottelmann-MISSOURI	6
3. Owen-UG	8
Brombacher-UF	8
5. Langenfeld-UCLA	9

Earned runs allowed	
1. Arevalo-UG	5
2. Ricketts, S.-UH	6
Nottelmann-MISSOURI	6
4. Lawrie-WASH	7
5. Owen-UG	8

Walks allowed	
1. Nottelmann-MISSOURI	2
2. Lawrie-WASH	3
3. Arevalo-UG	4
4. Brombacher-UF	5
Owen-UG	5

Doubles allowed	
1. Owen-UG	0
Arevalo-UG	0
Lawrie-WASH	0
4. Nottelmann-MISSOURI	1
Langenfeld-UCLA	1

Triples allowed	
1. Arevalo-UG	0
Lawrie-WASH	0
Nottelmann-MISSOURI	0
Langenfeld-UCLA	0
Brombacher-UF	0

Home runs allowed	
1. Arevalo-UG	1
2. Ricketts, S.-UH	2
Lawrie-WASH	2
Brombacher-UF	2
5. Langenfeld-UCLA	3

2010 Women's College World Series
Conference Fielding Leaders (as of May 22, 2012)
(All games)

Hitting minimums - 1 Games
Pitching minimums - 1 Games 10 IP

	Fielding pct	
1.	Shull-UCLA	1.000
	T. Huff-TN	1.000
	Harrison, M-UCLA	1.000
	Yudin-UCLA	1.000
	Del Ponte-ARIZ	1.000

	Chances	
1.	Chambers-ARIZ	64
2.	Shull-UCLA	34
3.	T. Huff-TN	29
4.	Harrison, M-UCLA	25
5.	Yudin-UCLA	23

	Putouts	
1.	Chambers-ARIZ	58
2.	Shull-UCLA	33
3.	T. Huff-TN	29
4.	Yudin-UCLA	23
5.	Wright-WASH	19

	Assists	
1.	Harrison, M-UCLA	12
	Del Ponte-ARIZ	12
3.	Burney-UCLA	11
4.	A. Andrews-TN	8
5.	2 tied at.....	7

	Fielding double plays	
1.	Langenfeld-UCLA	2
	Hesson-UG	2
3.	20 tied at.....	1

	Passed balls	
1.	Chambers-ARIZ	1
	Grimes, K.-UH	1

	Catchers interference	

	Steal attempts against	
1.	Fowler-ARIZ	5
	Chambers-ARIZ	5
3.	4 tied at.....	4

	Stolen bases against	
1.	Shull-UCLA	4
	Langenfeld-UCLA	4
	Fowler-ARIZ	4
	Chambers-ARIZ	4
5.	2 tied at.....	3

	Caught stealing by	
1.	6 tied at.....	1

	Errors	
1.	Paculba-UF	2
	Fleischman-WASH	2
3.	18 tied at.....	1

2010 Women's College World Series
Conference Overall Statistics (as of May 22, 2012)
(All games Sorted by Batting avg)

Team	avg	g	ab	r	h	2b	3b	hr	rbi	tb	slg%	bb	hp	so	gdp	ob%	sf	sh	sb-att	po	a	e	fld%
UCLA	.368	5	155	47	57	15	0	14	44	114	.735	23	6	29	0	.467	0	4	0-0	105	34	1	.993
Arizona	.306	7	186	36	57	6	0	7	30	84	.452	22	5	56	1	.393	1	5	4-5	137	42	4	.978
Georgia	.279	4	111	16	31	1	0	4	16	44	.396	7	2	18	0	.333	0	0	3-3	81	25	3	.972
Tennessee	.253	4	87	18	22	4	1	1	12	31	.356	21	6	21	0	.430	0	4	3-4	69	22	1	.989
Washington	.250	2	52	6	13	2	1	0	5	17	.327	6	2	18	0	.344	1	2	2-2	42	12	3	.947
Florida	.243	3	70	10	17	1	0	4	9	30	.429	3	5	15	0	.316	1	3	4-5	57	20	4	.951
Missouri	.226	2	53	2	12	1	0	1	2	16	.302	5	1	12	0	.305	0	0	1-1	39	8	3	.940
Hawaii	.218	3	78	6	17	1	0	4	6	30	.385	6	1	24	1	.282	0	0	0-0	60	14	3	.961
Totals	.285	30	792	141	226	31	2	35	124	366	.462	93	28	193	2	.379	3	18	17-20	590	177	22	.972

(All games Sorted by Earned run avg)

Team	era	w-l	g	cg	sho	sv	ip	h	r	er	bb	so	2b	3b	hr	b/avg	wp	hp	bk	sfa	sha
Hawaii	2.80	1-2	3	1	0/0	0	20.0	23	12	8	7	16	4	0	4	.291	0	0	1	1	3
Washington	3.50	0-2	2	2	0/0	0	14.0	17	10	7	3	17	0	0	2	.274	0	0	0	0	0
Missouri	3.77	0-2	2	1	0/0	0	13.0	13	8	7	2	9	1	0	5	.255	1	2	0	1	1
UCLA	4.00	5-0	5	2	0/0	0	35.0	35	21	20	14	31	2	0	6	.257	2	5	0	0	2
Georgia	4.15	2-2	4	0	0/0	1	27.0	25	17	16	11	26	1	1	4	.248	8	9	0	0	4
Arizona	4.75	4-3	7	4	1/1	0	45.2	54	36	31	34	55	13	1	7	.297	6	6	11	1	4
Tennessee	5.48	2-2	4	3	1/0	0	23.0	34	18	18	11	28	5	0	3	.340	1	3	0	0	3
Florida	5.53	1-2	3	2	1/0	0	19.0	25	19	15	11	11	5	0	4	.309	0	3	4	0	1
Totals	4.34	15-15	30	15	3/1	1	196.2	226	141	122	93	193	31	2	35	.285	18	28	16	3	18

PB - Hawaii 1, Arizona 1. Pickoffs - Florida 1.

(All games Sorted by Fielding pct)

Team	c	po	a	e	fld%	dp	sba	csb	sba%	pb	ci
UCLA	140	105	34	1	.993	2	4	0	1.000	0	0
Tennessee	92	69	22	1	.989	1	1	0	1.000	0	0
Arizona	183	137	42	4	.978	2	4	1	.800	1	0
Georgia	109	81	25	3	.972	2	1	1	.500	0	0
Hawaii	77	60	14	3	.961	1	0	0	---	1	0
Florida	81	57	20	4	.951	1	2	0	1.000	0	0
Washington	57	42	12	3	.947	0	3	1	.750	0	0
Missouri	50	39	8	3	.940	1	2	0	1.000	0	0
Totals	789	590	177	22	.972	10	17	3	.850	2	0

2010 Women's College World Series
#10 Arizona vs #5 UCLA
Jun 07, 2010 at Oklahoma City, Okla. (ASA Hall of Fame)

Arizona 5 (52-13)

Player	ab	r	h	rbi	bb	so	po	a	lob
Lastrapes lf	5	0	2	0	0	1	2	0	2
Schutzler cf	2	2	0	0	3	1	2	0	0
Arredondo ss	4	2	3	1	1	0	2	1	0
Chambers c	3	1	2	2	2	1	12	0	3
Tikey pr	0	0	0	0	0	0	0	0	0
Del Ponte 3b	4	0	1	1	0	1	0	4	4
Koria dh	4	0	1	0	0	1	2	0	2
Arriola 2b	3	0	0	0	0	0	0	0	0
Kirker 1b	2	0	0	0	0	2	2	0	0
Haack ph	2	0	0	0	0	1	0	0	0
Buchanan rf	4	0	2	0	0	0	1	0	0
Fowler p	0	0	0	0	0	0	0	0	0
Totals	33	5	11	4	6	8	23	5	11

UCLA 6 (49-11)

Player	ab	r	h	rbi	bb	so	po	a	lob
DiSalvatore 2b	5	1	1	0	0	0	3	0	2
Harrison, M ss	5	0	1	2	0	0	4	3	0
Langenfeld p	5	2	4	3	0	1	2	0	1
Harrison, A lf	4	0	2	0	0	2	3	1	0
Camuso dh	4	0	0	0	0	3	0	0	2
Yudin 1b	2	0	1	0	2	1	3	0	2
Murray pr	0	0	0	0	0	0	0	0	0
Reed pr	0	1	0	0	0	0	0	0	0
Burney 3b	2	0	1	0	2	0	0	3	0
Crawford pr	0	0	0	0	0	0	0	0	0
Shull c	4	1	1	1	0	2	8	0	0
Bates rf	4	1	1	0	0	3	0	0	3
Lindvall cf	0	0	0	0	0	0	1	0	0
Macon p	0	0	0	0	0	0	0	0	0
Totals	35	6	12	6	4	12	24	7	10

Score by Innings	1	2	3	4	5	6	7	8	R	H	E
Arizona	1	0	0	0	1	0	3	0	**5**	**11**	**0**
UCLA	1	0	1	0	0	2	1	1	**6**	**12**	**0**

Note: 2 outs, 0 runners LOB when the game ended.

LOB - Arizona 11; UCLA 10. 2B - DiSalvatore(18); Harrison, M(14); Harrison, A(15); Yudin(7); Shull(6). HR - Arredondo(8); Chambers(19); Langenfeld 2(19). SH - Arriola(7). SB - Schutzler(13); Del Ponte(3).

Arizona	ip	h	r	er	bb	so	ab	bf
Fowler	7.2	12	6	6	4	12	35	39

UCLA	ip	h	r	er	bb	so	ab	bf
Langenfeld	6.0	9	5	5	5	5	25	31
Macon	2.0	2	0	0	1	3	8	9

Win - Macon (12-1). Loss - Fowler (39-7). Save - None.
WP - Fowler(9).

Umpires - HP: John Kurnat 1B: Scott Thomas 3B: Jana Tidwell
Start: 7:07 pm Time: 3:32 Attendance: 6511
Weather: Cloudy, 87, Winds:SSW11

2010 Women's College World Series
#10 Arizona vs #5 UCLA
Jun 07, 2010 at Oklahoma City, Okla. (ASA Hall of Fame)

Score by Innings	1	2	3	4	5	6	7	8	R	H	E
Arizona	1	0	0	0	1	0	3	0	5	11	0
UCLA	1	0	1	0	0	2	1	1	6	12	0

Arizona starters: 35/lf Lastrapes; 22/cf Schutzler; 7/ss Arredondo; 21/c Chambers; 4/3b Del Ponte; 90/dh Koria; 5/2b Arriola; 2/1b Kirker; 15/rf Buchanan; 19/p Fowler;
UCLA starters: 3/2b DiSalvatore; 18/ss Harrison, M; 31/p Langenfeld; 8/lf Harrison, A; 7/dh Camuso; 44/1b Yudin; 14/3b Burney; 9/c Shull; 19/rf Bates; 42/cf Lindvall;

Arizona 1st - Lastrapes singled down the lf line, out at second lf to 2b. Schutzler struck out swinging. Arredondo walked. Chambers walked; Arredondo advanced to second. Del Ponte singled to left field, RBI; Chambers advanced to third; Arredondo scored. Del Ponte stole second. Koria popped up to ss. 1 run, 2 hits, 0 errors, 2 LOB.

UCLA 1st - DiSalvatore grounded out to 3b. Harrison, M flied out to cf. Langenfeld homered to right field, RBI. Harrison, A singled through the right side. Camuso struck out swinging. 1 run, 2 hits, 0 errors, 1 LOB.

Arizona 2nd - Arriola fouled out to lf. Kirker struck out swinging. Buchanan grounded out to 3b. 0 runs, 0 hits, 0 errors, 0 LOB.

UCLA 2nd - Yudin walked. Murray pinch ran for Yudin. Burney reached on a fielder's choice to third base, bunt; Murray out at second 3b to ss. Shull struck out swinging. Bates struck out swinging. 0 runs, 0 hits, 0 errors, 1 LOB.

Arizona 3rd - Yudin to 1b for Murray. Lastrapes singled up the middle. Schutzler reached on a fielder's choice to shortstop; Lastrapes out at second ss to 2b. Arredondo flied out to lf. Schutzler stole second. Chambers walked. Del Ponte flied out to cf. 0 runs, 1 hit, 0 errors, 2 LOB.

UCLA 3rd - DiSalvatore doubled to left field. DiSalvatore advanced to third on a wild pitch. Harrison, M grounded out to 3b. Langenfeld singled to right field, RBI; DiSalvatore scored. Harrison, A struck out swinging. Camuso struck out swinging. 1 run, 2 hits, 0 errors, 1 LOB.

Arizona 4th - Koria popped up to ss. Arriola flied out to lf. Kirker struck out looking. 0 runs, 0 hits, 0 errors, 0 LOB.

UCLA 4th - Yudin walked. Burney singled through the left side; Yudin advanced to second. Shull struck out swinging. Bates struck out swinging. DiSalvatore flied out to lf. 0 runs, 1 hit, 0 errors, 2 LOB.

Arizona 5th - Buchanan grounded out to ss. Lastrapes lined out to p. Schutzler walked. Arredondo singled up the middle; Schutzler advanced to second. Chambers singled through the right side, advanced to second on the throw, RBI; Arredondo advanced to third; Schutzler scored. Tikey pinch ran for Chambers. Del Ponte grounded out to ss. 1 run, 2 hits, 0 errors, 2 LOB.

UCLA 5th - Chambers to c for Tikey. Harrison, M flied out to cf. Langenfeld singled up the middle. Harrison, A doubled down the lf line; Langenfeld advanced to third. Camuso struck out looking. Yudin struck out swinging. 0 runs, 2 hits, 0 errors, 2 LOB.

Arizona 6th - Koria singled to center field. Arriola out at first 3b to 2b, SAC, bunt; Koria advanced to second. Haack pinch hit for Kirker. Haack struck out swinging. Buchanan singled to center field; Koria advanced to third. Lastrapes struck out swinging. 0 runs, 2 hits, 0 errors, 2 LOB.

UCLA 6th - Koria to 1b. Haack to dh. Burney walked. Crawford pinch ran for Burney. Shull reached on a fielder's choice to third base, bunt; Crawford out at second 3b to ss. Bates singled to left field; Shull advanced to second. DiSalvatore grounded out to 1b unassisted; Bates advanced to second; Shull advanced to third. Harrison, M doubled down the lf line, 2 RBI; Bates scored; Shull scored. Langenfeld struck out swinging. 2 runs, 2 hits, 0 errors, 1 LOB.

Arizona 7th - Burney to 3b for Crawford. Schutzler walked. Arredondo homered to left field, RBI; Schutzler scored. Chambers homered to center field, RBI. Langenfeld to 1b. Camuso to rf. Yudin to dh. Bates to cf. Macon to p for Lindvall. Del Ponte struck out swinging. Koria struck out swinging. Arriola popped up to ss. 3 runs, 2 hits, 0 errors, 0 LOB.

UCLA 7th - Harrison, A struck out swinging. Camuso fouled out to lf. Yudin doubled to left center. Reed pinch ran for Yudin. Burney intentionally walked. Shull doubled to right field, RBI; Burney advanced to third; Reed scored. Bates struck out swinging. 1 run, 2 hits, 0 errors, 2 LOB.

Arizona 8th - Haack flied out to 1b. Buchanan singled to shortstop. Lastrapes reached on a fielder's choice to third base; Buchanan out at second 3b to ss. Schutzler walked; Lastrapes advanced to second. Arredondo singled to catcher; Schutzler advanced to second; Lastrapes advanced to third. Chambers struck out looking. 0 runs, 2 hits, 0 errors, 3 LOB.

UCLA 8th - DiSalvatore grounded out to ss. Harrison, M fouled out to rf. Langenfeld homered to center field, RBI. 1 run, 1 hit, 0 errors, 0 LOB.

2010 Women's College World Series
#5 UCLA vs #10 Arizona
Jun 08, 2010 at Oklahoma City, Okla. (ASA Hall of Fame)

UCLA 15 (50-11)

Player	ab	r	h	rbi	bb	so	po	a	lob
DiSalvatore 2b	6	2	2	1	0	0	0	1	2
Harrison, M ss	6	2	3	2	0	0	3	1	0
Langenfeld 1b	3	2	2	2	2	0	1	0	0
Murray pr	0	1	0	0	0	0	0	0	0
Harrison, A lf	5	1	1	4	1	1	1	0	4
Camuso rf	4	2	2	1	1	2	0	0	0
Lindvall cf	0	0	0	0	0	0	0	0	0
Yudin dh	3	1	1	0	2	0	3	0	0
Burney 3b	5	2	3	3	0	1	2	1	0
Shull c	4	1	3	1	1	0	11	0	3
Bates cf	4	1	2	0	0	1	0	0	4
Macon p	0	0	0	0	0	0	0	1	0
Kerr p	0	0	0	0	0	0	0	0	0
Totals	40	15	19	14	7	5	21	4	13

Arizona 9 (52-14)

Player	ab	r	h	rbi	bb	so	po	a	lob
Lastrapes lf	5	0	1	0	0	0	2	0	2
Schutzler cf	5	0	0	0	0	4	3	1	2
Arredondo ss	2	2	1	0	1	1	3	0	0
Tikey pr	0	1	0	0	0	0	0	0	0
Chambers c	3	3	2	4	1	1	6	0	1
Del Ponte 3b	3	1	1	0	1	1	1	0	0
Koria 1b	3	1	1	2	0	1	3	0	0
Arriola 2b	3	0	2	2	1	1	1	3	0
Haack dh	2	0	0	0	0	2	0	0	0
Kemp ph	0	1	0	0	1	0	0	0	0
Buchanan rf	4	0	1	0	0	0	2	0	3
Fowler p	0	0	0	0	0	0	0	0	0
Akamine p	0	0	0	0	0	0	0	0	0
Ralston p	0	0	0	0	0	0	0	0	0
Totals	30	9	9	8	5	11	21	4	8

Score by Innings	1	2	3	4	5	6	7	R	H	E
UCLA	2	4	0	1	7	1	0	**15**	**19**	**1**
Arizona	0	1	0	3	2	2	1	**9**	**9**	**1**

E - Burney(8); Arriola(8). DP - UCLA 1. LOB - UCLA 13; Arizona 8. 2B - DiSalvatore(19); Harrison, M(15); Shull(7). HR - Langenfeld(20); Harrison, A(17); Camuso(16); Burney(18); Chambers 2(21); Koria(17). HBP - Langenfeld; Bates; Arredondo; Koria; Kemp.

UCLA	ip	h	r	er	bb	so	ab	bf
Macon	4.1	6	6	6	3	7	18	23
Kerr	2.2	3	3	2	2	4	12	15

Arizona	ip	h	r	er	bb	so	ab	bf
Fowler	1.0	2	3	3	3	0	5	9
Akamine	4.0	15	11	11	3	3	27	31
Ralston	2.0	2	1	1	1	2	8	9

Win - Macon (13-1). Loss - Fowler (38-9). Save - None.
WP - Macon(2); Kerr(4); Akamine(13); Ralston(1). HBP - by Fowler (Bates); by Akamine (Langenfeld); by Macon (Arredondo); by Macon (Koria); by Kerr (Kemp). BK - Akamine 2(6).

Umpires - HP: Lori Bish 1B: Mike Bartling 3B: John Stoodley
Start: 7:08 pm Time: 3:16 Attendance: 6092
Weather: Partly Cloudy, 91, Winds:S19
Game notes:
2010 Women's College World Series total attendance of 62,562 breaks previous record set in 2007. UCLA wins 2010 NCAA Division I women's softball national championship (school's 11th softball national title.)

2010 Women's College World Series
#5 UCLA vs #10 Arizona
Jun 08, 2010 at Oklahoma City, Okla. (ASA Hall of Fame)

Score by Innings	1	2	3	4	5	6	7	R	H	E
UCLA	2	4	0	1	7	1	0	15	19	1
Arizona	0	1	0	3	2	2	1	9	9	1

UCLA starters: 3/2b DiSalvatore; 18/ss Harrison, M; 31/1b Langenfeld; 8/lf Harrison, A; 7/rf Camuso; 44/dh Yudin; 14/3b Burney; 9/c Shull; 19/cf Bates; 24/p Macon;
Arizona starters: 35/lf Lastrapes; 22/cf Schutzler; 7/ss Arredondo; 21/c Chambers; 4/3b Del Ponte; 90/1b Koria; 5/2b Arriola; 9/dh Haack; 15/rf Buchanan; 19/p Fowler;

UCLA 1st - DiSalvatore flied out to cf. Harrison, M singled up the middle. Langenfeld homered to left field, 2 RBI; Harrison, M scored. Harrison, A walked. Camuso walked; Harrison, A advanced to second. Yudin walked; Camuso advanced to second; Harrison, A advanced to third. Burney infield fly to 2b. Shull fouled out to lf. 2 runs, 2 hits, 0 errors, 3 LOB.

Arizona 1st - Lastrapes singled up the middle. Schutzler struck out looking. Arredondo struck out looking. Lastrapes advanced to second on a wild pitch. Chambers struck out looking. 0 runs, 1 hit, 0 errors, 1 LOB.

UCLA 2nd - Bates hit by pitch. Akamine to p for Fowler. Bates advanced to second on an illegal pitch. DiSalvatore singled to shortstop. Harrison, M reached on a fielder's choice to third base; DiSalvatore advanced to second; Bates out at third 3b unassisted. Harrison, M advanced to second; DiSalvatore advanced to third on a wild pitch. Langenfeld intentionally walked. Harrison, A homered to right center, 4 RBI; Langenfeld scored; Harrison, M scored; DiSalvatore scored. Camuso struck out swinging. Yudin walked. Burney singled through the left side; Yudin advanced to second. Shull singled to center field; Burney advanced to second; Yudin advanced to third. Bates reached on a fielder's choice to second base; Shull out at second 2b to ss. 4 runs, 4 hits, 0 errors, 3 LOB.

Arizona 2nd - Del Ponte lined out to 3b. Koria homered to left field, RBI. Arriola struck out swinging. Haack struck out swinging. 1 run, 1 hit, 0 errors, 0 LOB.

UCLA 3rd - DiSalvatore grounded out to 1b unassisted. Harrison, M flied out to rf. Langenfeld hit by pitch. Harrison, A lined out to ss. 0 runs, 0 hits, 0 errors, 1 LOB.

Arizona 3rd - Buchanan singled through the left side. Lastrapes popped up to ss. Schutzler lined into double play 3b to 1b; Buchanan out on the play. 0 runs, 1 hit, 0 errors, 0 LOB.

UCLA 4th - Camuso struck out swinging. Yudin grounded out to 1b unassisted. Burney singled to left field. Shull doubled to right field, RBI; Burney scored. Bates singled to catcher, bunt; Shull advanced to third. DiSalvatore reached on a fielder's choice to second base; Bates out at second 2b to ss. 1 run, 3 hits, 0 errors, 2 LOB.

Arizona 4th - Arredondo hit by pitch. Chambers walked; Arredondo advanced to second. Del Ponte singled to second base; Chambers advanced to second; Arredondo advanced to third. Koria hit by pitch, RBI; Del Ponte advanced to second; Chambers advanced to third; Arredondo scored. Arriola singled up the middle, 2 RBI; Koria advanced to third; Del Ponte scored; Chambers scored. Langenfeld to dh. Yudin to 1b. Haack struck out swinging. Buchanan grounded out to p; Arriola advanced to second. Lastrapes grounded out to 2b. 3 runs, 2 hits, 0 errors, 2 LOB.

UCLA 5th - Harrison, M flied out to rf. Langenfeld singled to pitcher. Murray pinch ran for Langenfeld. Murray advanced to second on an illegal pitch. Harrison, A reached on a fielding error by 2b; Murray scored. Camuso singled to left field; Harrison, A advanced to second. Yudin singled up the middle; Camuso advanced to second; Harrison, A advanced to third, out at home cf to c. Burney homered to center field, 3 RBI; Yudin scored; Camuso scored. Shull singled through the right side. Bates singled to second base; Shull advanced to second. DiSalvatore doubled to left center, RBI; Bates advanced to third; Shull scored. Harrison, M doubled to right center, 2 RBI; DiSalvatore scored; Bates scored. Langenfeld to dh for Murray. Langenfeld intentionally walked. Harrison, A struck out swinging. 7 runs, 8 hits, 1 error, 2 LOB.

Arizona 5th - Langenfeld to 1b. Yudin to dh. Schutzler struck out swinging. Arredondo walked. Chambers homered to right field, 2 RBI; Arredondo scored. Del Ponte walked. Kerr to p for Macon. Langenfeld to dh. Yudin to 1b. Koria struck out swinging. Del Ponte advanced to second on a wild pitch. Arriola walked. Kemp pinch hit for Haack. Kemp hit by pitch; Arriola advanced to second; Del Ponte advanced to third. Buchanan grounded out to ss. 2 runs, 1 hit, 0 errors, 3 LOB.

UCLA 6th - Ralston to p for Akamine. Camuso homered to left field, RBI. Yudin lined out to cf. Burney struck out looking. Shull walked. Bates struck out swinging. 1 run, 1 hit, 0 errors, 1 LOB.

Arizona 6th - Lindvall to cf for Camuso. Bates to rf. Langenfeld to 1b. Yudin to dh. Lastrapes fouled out to ss. Schutzler struck out looking. Arredondo singled to right field. Tikey pinch ran for Arredondo. Chambers homered to right center, 2 RBI; Tikey scored. Del Ponte struck out swinging. 2 runs, 2 hits, 0 errors, 0 LOB.

UCLA 7th - Arredondo to ss for Tikey. DiSalvatore flied out to cf. Harrison, M singled to right center. Harrison, M advanced to second on a wild pitch. Langenfeld grounded out to 2b; Harrison, M advanced to third. Harrison, A fouled out to lf. 0 runs, 1 hit, 0 errors, 1 LOB.

Arizona 7th - Koria flied out to lf. Arriola singled through the left side. Kemp to dh. Kemp walked; Arriola advanced to second. Buchanan reached on a fielder's choice to shortstop; Kemp advanced to second; Arriola out at second ss unassisted. Lastrapes reached on a fielding error by 3b; Buchanan advanced to third; Kemp scored, unearned. Schutzler struck out swinging. 1 run, 1 hit, 1 error, 2 LOB.

2011 NCAA Women's College World Series

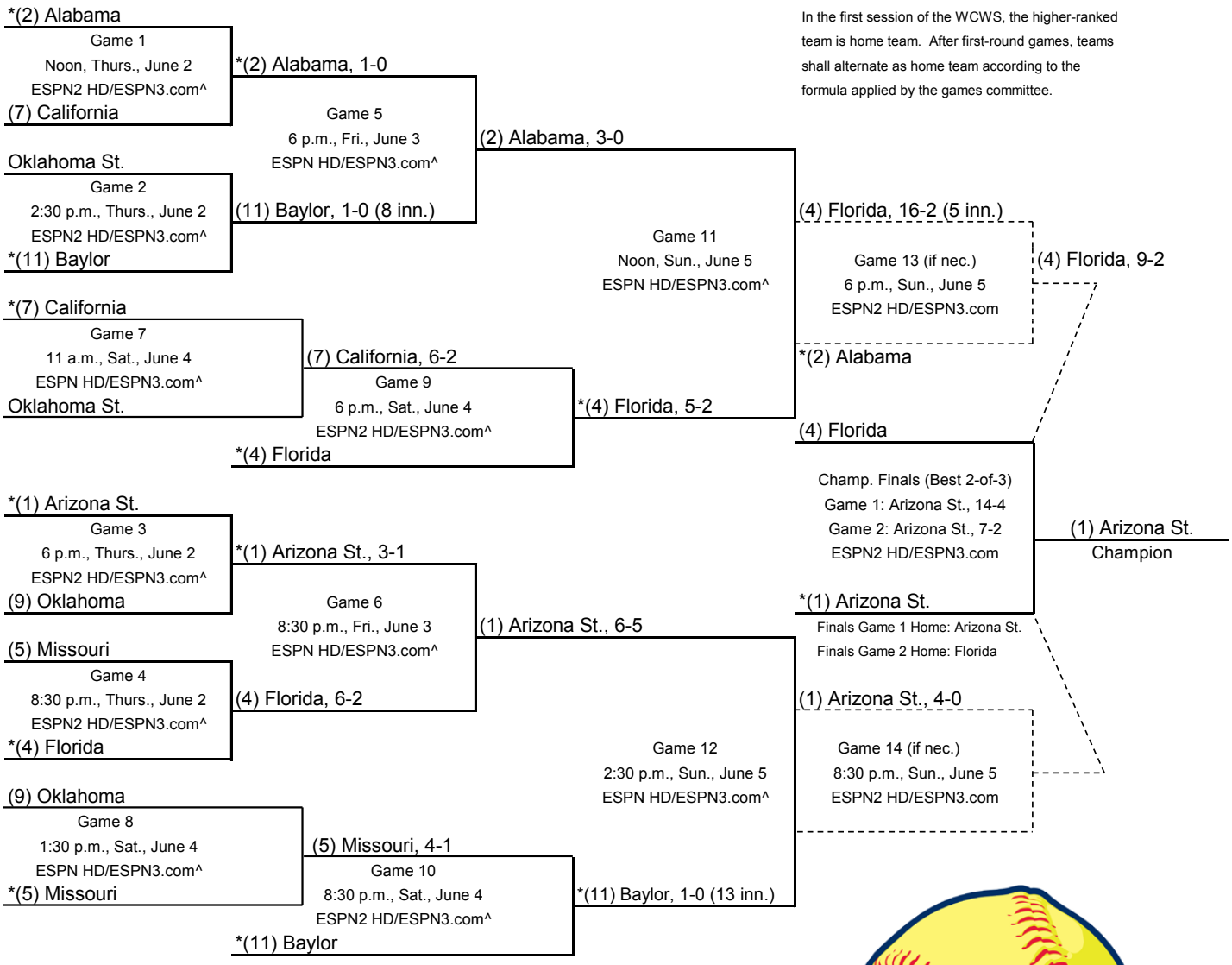

In the first session of the WCWS, the higher-ranked team is home team. After first-round games, teams shall alternate as home team according to the formula applied by the games committee.

ALL TIMES LISTED ARE LOCAL (CENTRAL TIME)

* Denotes home team

^ Denotes broadcast available on ESPN Mobile

All games played at ASA Hall of Fame Stadium in Oklahoma City, Oklahoma.

Bracket Notes:

1. If the winner of Game 9 defeats the winner of Game 5, then Game 13 is necessary.
2. If the winner of Game 10 defeats the winner of Game 6, then Game 14 is necessary.
3. If only one if necessary game is needed, it will be played at 6 p.m. on Sunday.

*** The NCAA Division I Softball Committee reserves the right to revise the schedule (i.e., game times) in the event weather conditions and/or media/television commitments require such adjustments.

Visit NCAA.com/broadcast and click on the NCAA TV and NCAA.com Broadcast Schedule link for the most current air dates, game times and networks.

2011 TEAM ROSTERS

ALABAMA

No.	Name
00	Kelsi Dunne
1	Kayla Braud
2	Jazlyn Lunceford
3	Keima Davis
4	Jackey Branham
6	Jordan Patterson
7	Jennifer Fenton
9	Courtney Conley
10	Kaila Hunt
11	Lauren Sewell
12	Kendall Dawson
18	Cassie Reilly-Boccia
20	Whitney Larsen
22	Amanda Locke
24	Olivia Gibson
32	Ryan Iamurri
33	Jackie Traina

Head Coach:
Patrick Murphy

ARIZONA STATE

No.	Name
1	Kayla Ketchum
2	Bailey Wigness
4	Mary Spiel
5	Christina Zambrana
7	Jessica Donovan
8	Lesley Rogers
9	Sarah Rice
10	Hillary Bach
11	Krista Donenwirth
12	Dallas Escobedo
16	Lucy Aubrecht
17	Katelyn Boyd
18	Michelle Nulliner
20	Sam Parlich
22	Talor Haro
24	Breanna Kaye
25	Lacy Goodman
26	Nikole Afusia
27	Kaylyn Castillo
33	Alix Johnson
36	Mandy Urfer
77	Dani Rae Loughheed
88	Annie Lockwood
99	Mackenzie Popescue

Head Coach:
Clint Myers

BAYLOR

No.	Name
00	Megan Turk
1	Courtney Repka
3	Kayce Walker
5	Dani Leal
6	Holly Holl
8	KJ Freeland
9	Kathy Shelton
11	Whitney Canion
12	Shelbi Redfearn
13	Kelsi Kettler
14	Makenzie Robertson
15	Clare Hosack
22	Meagan Weldon
24	Sydney Wilson
27	Jordan Vannatta
33	Alicia Vasquez
44	Liz Paul

Head Coach:
Glenn Moore

CALIFORNIA

No.	Name
1	Frani Echavarria
2	Jordan Wallace
3	Jamia Reid
4	Alez Robben
5	Elia Reid
6	Taylor Vincent
7	Arianna Erceg
9	Jace Williams
10	Victoria Jones
12	Cassandra Vega
13	Jayme Goodwin
17	Lindsey Ziegenhirt
18	Britt Vonk
20	Valerie Arioto
22	Amy Bishop
23	Ashley Decker
24	LaRisa Jones
33	Diane Leider
54	Jolene Henderson

Head Coach:
Diane Ninemire

FLORIDA

No.	Name
1	Ashley Snedeker
2	Kelsey Bruder
3	Aja Paculba
7	Lauren Heil
9	Kasey Fagan
11	Ensley Gammel
12	Megan Bush
13	Hannah Rogers
15	Samantha Holle
16	Michelle Moultrie
18	Alyese Stapf
20	Kelsey Horton
23	Chelsea Howell
27	Cheyenne Coyle
28	Tiffany DeFelice
32	Stephanie Brombacher
44	Brittany Schutte
46	Ellie Langley

Head Coach:
Tim Walton

MISSOURI

No.	Name
00	Rachel Hay
2	Lisa Simmons
3	Rhea Taylor
4	Mackenzie Sykes
5	Alaina Burkhart
7	Ashlie Ortega
8	Nicole Hudson
10	Abby Vock
13	Brianna Corwin
15	Maddison Ruggeberg
16	Megan Christopher
17	Kathryn Poet
18	Chelsea Thomas
19	Shana White
21	Marla Schweisberger
22	Lindsey Muller
23	Catherine Lee
24	Taylor Duplechain
26	Jenna Marston
28	Kristin Nottelmann
30	Ashley Fleming
42	Princess Krebs

Head Coach:
Ehren Earleywine

OKLAHOMA

No.	Name
00	Destinee Martinez
2	Brianna Turang
3	Chana'e Jones
5	Haley Nix
7	Javen Henson
8	Ali Vandever
10	Keilani Ricketts
12	Cierra Hughes
18	Jessica Shults
21	Dani Dobbs
22	Allee Allen
23	Brittany Williams
28	Haley McGregor
32	Michelle Gascoigne
33	Katie Norris
40	Kirsten Allen

Head Coach:
Patty Gasso

OKLAHOMA STATE

No.	Name
1	Morgan Hawkins
2	Mariah Gearhart
4	Ari Morrison
6	Kat Espinosa
8	Chelsea Garcia
10	Amy Graham
12	Sarah Odom
14	Tamara Brown
19	Kelsey Anchors
21	Alysia Hamilton
22	Aaron Adams
23	Kelsea Schultz
24	Julie Ward
25	Ashley Boyd
33	Sammy Jo Diffendaffer
36	Simone Freeman
87	Tarah Ettinger

Head Coach:
Rich Wieligman

2011 Women's College World Series
Conference Batting Leaders (as of May 21, 2012)
(All games)

Hitting minimums - 1 Games 10 AB
Pitching minimums - 1 Games 10 IP

Batting avg	
1. Lockwood-ASU	.563
2. Moultrie-UF	.542
3. Holl-BU	.462
4. Vonk-CAL	.455
5. Johnson-ASU	.417

Slugging pct	
1. Lockwood-ASU	1.188
2. Moultrie-UF	1.125
3. Urfer-ASU	.917
4. Larsen-UA	.900
5. Bruder-UF	.800

On base pct	
1. Lockwood-ASU	.650
2. Bruder-UF	.615
3. Urfer-ASU	.611
4. Moultrie-UF	.593
5. Johnson-ASU	.563

Runs scored	
1. Bruder-UF	10
2. Moultrie-UF	9
3. Schutte-UF	6
4. Lockwood-ASU	5
Paculba-UF	5

Hits	
1. Moultrie-UF	13
2. Lockwood-ASU	9
3. Schutte-UF	7
4. 7 tied at.....	6

Runs batted in	
1. Coyle-UF	8
Lockwood-ASU	8
Schutte-UF	8
4. Moultrie-UF	7
5. Boyd-ASU	6

Doubles	
1. Moultrie-UF	2
Williams-CAL	2
3. 13 tied at...	1

Triples	
1. Decker-CAL	1
Larsen-UA	1

Home runs	
1. Moultrie-UF	4
2. Lockwood-ASU	3
3. 5 tied at.....	2

Total bases	
1. Moultrie-UF	27
2. Lockwood-ASU	19
3. Schutte-UF	14
4. Bruder-UF	12
5. 2 tied at.....	11

Walks	
1. Bruder-UF	9
2. Urfer-ASU	6
Bush-UF	6
4. 4 tied at.....	4

Hit by pitch	
1. Coyle-UF	3
2. Dobbs, D.-OKLAHOMA	2
Wallace-CAL	2
4. 8 tied at.....	1

Sac bunts	
1. DeFelice-UF	3
2. Turk-BU	2
Haro-ASU	2
4. 10 tied at.....	1

Sac flies	
1. Castillo-ASU	1
Bruder-UF	1
Locke-UA	1
Schutte-UF	1

Stolen bases	
1. Davis-UA	3
Moultrie-UF	3
3. 15 tied at....	1

Total plate appearances	
1. Moultrie-UF	27
2. Bruder-UF	26
DeFelice-UF	26
4. 3 tied at.....	24

At bats	
1. Moultrie-UF	24
2. Paculba-UF	21
3. Schutte-UF	19
Gammel-UF	19
DeFelice-UF	19

Steal attempts	
1. Davis-UA	3
Moultrie-UF	3
3. 4 tied at....	2

Strikeouts	
1. Canion-BU	7
Fagan-UF	7
Gammel-UF	7
4. Schutte-UF	6
5. 11 tied at.....	5

Caught stealing	
1. 8 tied at....	1

Grounded into DP	
1. 7 tied at.....	1

2011 Women's College World Series
Conference Pitching Leaders (as of May 21, 2012)
(All games)

Hitting minimums - 1 Games 10 AB
Pitching minimums - 1 Games 10 IP

Earned run avg	
1. Canion-BU	1.27
2. Thomas-MISSOURI	2.18
3. Ricketts, K.-OKLAHOMA	2.33
4. Escobedo-ASU	2.40
5. Henderson-CAL	2.95

Opposing bat avg	
1. Canion-BU	.165
2. Escobedo-ASU	.214
3. Thomas-MISSOURI	.232
4. Dunne-UA	.250
5. Rogers-UF	.264

Innings pitched	
1. Escobedo-ASU	35.0
2. Canion-BU	33.0
3. Rogers-UF	27.2
4. Thomas-MISSOURI	25.2
5. Henderson-CAL	19.0

Batters struck out	
1. Escobedo-ASU	38
2. Canion-BU	34
3. Thomas-MISSOURI	33
4. Dunne-UA	22
5. Henderson-CAL	20

Batters SO out looking	
1. Escobedo-ASU	15
2. Canion-BU	11
3. Henderson-CAL	9
4. Thomas-MISSOURI	6
Dunne-UA	6

Wins	
1. Escobedo-ASU	5
2. Rogers-UF	3
3. Canion-BU	2
Dunne-UA	2
5. 3 tied at.....	1

Saves	
1. Traina-UA	2
2. Brombacher-UF	1

Appearances	
1. Rogers-UF	6
Brombacher-UF	6
3. Escobedo-ASU	5
4. 3 tied at.....	4

Games started	
1. Escobedo-ASU	5
2. Canion-BU	4
Brombacher-UF	4
Dunne-UA	4
5. 3 tied at.....	3

Games finished	
1. Rogers-UF	3
Traina-UA	3
3. Brombacher-UF	2
4. 3 tied at.....	1

Games in relief	
1. Traina-UA	4
2. Rogers-UF	3
3. Brombacher-UF	2
4. 3 tied at.....	1

Sac bunts allowed	
1. Thomas-MISSOURI	3
2. 6 tied at.....	2

Sac flies allowed	
1. Traina-UA	1
Canion-BU	1
Escobedo-ASU	1
Brombacher-UF	1

Losses	
1. 7 tied at.....	2

Runners picked off	
1. Hosack-BU	1

Wild pitches	
1. Thomas-MISSOURI	2
Canion-BU	2
Escobedo-ASU	2
4. 3 tied at.....	1

Balks	
1. Brombacher-UF	2

Hit batters	
1. Escobedo-ASU	4
2. Canion-BU	3
3. Dunne-UA	2
Ricketts, K.-OKLAHOMA	2
5. 4 tied at.....	1

Intentional BB allowed	
1. Canion-BU	1
2. Rogers-UF	2
3. Ricketts, K.-OKLAHOMA	1

Hits allowed	
1. Ricketts, K.-OKLAHOMA	12
2. Espinosa, K.-OSU	13
Dunne-UA	13
4. Canion-BU	18
5. Thomas-MISSOURI	22

Runs allowed	
1. Ricketts, K.-OKLAHOMA	7
Espinosa, K.-OSU	7
Canion-BU	7
4. Henderson-CAL	8
Thomas-MISSOURI	8

Earned runs allowed	
1. Ricketts, K.-OKLAHOMA	4
2. Canion-BU	6
Espinosa, K.-OSU	6
4. Henderson-CAL	8
Thomas-MISSOURI	8

Walks allowed	
1. Espinosa, K.-OSU	3
2. Ricketts, K.-OKLAHOMA	4
3. Dunne-UA	5
4. Henderson-CAL	6
Brombacher-UF	6

Doubles allowed	
1. Thomas-MISSOURI	0
Brombacher-UF	0
Dunne-UA	0
4. Ricketts, K.-OKLAHOMA	1
Espinosa, K.-OSU	1

Triples allowed	
1. Thomas-MISSOURI	0
Brombacher-UF	0
Dunne-UA	0
Ricketts, K.-OKLAHOMA	0
Escobedo-ASU	0

Home runs allowed	
1. Henderson-CAL	0
2. Canion-BU	1
Ricketts, K.-OKLAHOMA	1
4. Espinosa, K.-OSU	2
5. Dunne-UA	3

2011 Women's College World Series
Conference Fielding Leaders (as of May 21, 2012)
(All games)

Hitting minimums - 1 Games
Pitching minimums - 1 Games 10 IP

	Fielding pct	
1.	Bush-UF	1.000
	Castillo-ASU	1.000
	DeFelice-UF	1.000
	Dawson-UA	1.000
	Hosack-BU	1.000

	Chances	
1.	Bush-UF	46
2.	Castillo-ASU	42
3.	DeFelice-UF	38
4.	Christopher-MISSOURI	34
	Paculba-UF	34

	Putouts	
1.	Bush-UF	46
2.	Castillo-ASU	41
3.	DeFelice-UF	36
4.	Christopher-MISSOURI	32
5.	Dawson-UA	31

	Assists	
1.	Paculba-UF	18
2.	Rogers-UF	11
3.	Vock A.-MISSOURI	9
	V. Jones-CAL	9
5.	Coyle-UF	8

	Fielding double plays	
1.	7 tied at.....	2

	Passed balls	
1.	Christopher-MISSOURI	2
2.	Dobbs, D.-OKLAHOMA	1
	Norris, K.-OKLAHOMA	1

	Catchers interference	
1.	Christopher-MISSOURI	1
	Kettler-BU	1

	Steal attempts against	
1.	Henderson-CAL	8
	Ziegenhirt-CAL	8
3.	Canion-BU	5
4.	Hosack-BU	4
	Boyd, A.-OSU	4

	Stolen bases against	
1.	Henderson-CAL	6
	Ziegenhirt-CAL	6
3.	4 tied at.....	3

	Caught stealing by	
1.	Ziegenhirt-CAL	2
	Hosack-BU	2
	Canion-BU	2
	Henderson-CAL	2
5.	8 tied at.....	1

	Errors	
1.	Leal-BU	3
2.	Coyle-UF	2
3.	18 tied at.....	1

2011 Women's College World Series
Conference Overall Statistics (as of May 21, 2012)
(All games Sorted by Batting avg)

Team	avg	g	ab	r	h	2b	3b	hr	rbi	tb	slg%	bb	hp	so	gdp	ob%	sf	sh	sb-att	po	a	e	fld%
Arizona State	.338	5	136	34	46	3	0	9	32	76	.559	28	1	21	3	.452	1	4	1-1	105	15	0	1.000
Florida	.310	7	174	47	54	5	0	14	45	101	.580	35	4	46	0	.433	2	5	7-8	137	50	5	.974
Alabama	.235	4	85	8	20	2	1	2	7	30	.353	7	2	30	0	.305	1	2	5-7	75	24	1	.990
California	.234	3	77	8	18	3	1	1	7	26	.338	5	2	23	2	.298	0	1	2-3	57	24	1	.988
Oklahoma	.212	2	52	2	11	1	0	1	2	15	.288	4	2	12	0	.293	0	0	0-0	36	18	4	.931
Baylor	.185	4	119	2	22	1	0	2	2	29	.244	5	1	41	1	.224	0	2	1-4	102	30	7	.950
Oklahoma State	.173	2	52	2	9	0	0	0	2	9	.173	2	1	16	0	.218	0	1	1-1	40	17	1	.983
Missouri	.135	3	89	6	12	2	0	0	2	14	.157	8	2	22	1	.222	0	2	4-5	77	25	4	.962
Totals	.245	30	784	109	192	17	2	29	99	300	.383	94	15	211	7	.336	4	17	21-29	629	203	23	.973

CI - Baylor 1, Missouri 1.

(All games Sorted by Earned run avg)

Team	era	w-l	g	cg	sho	sv	ip	h	r	er	bb	so	2b	3b	hr	b/avg	wp	hp	bk	sfa	sha
Baylor	1.24	2-2	4	3	2/0	0	34.0	18	7	6	16	34	3	0	1	.161	2	3	0	1	2
Missouri	2.18	1-2	3	3	0/0	0	25.2	22	8	8	9	33	0	0	4	.232	2	0	0	0	3
Oklahoma	2.33	0-2	2	2	0/0	0	12.0	12	7	4	4	9	1	0	1	.273	1	2	0	0	2
Arizona State	2.40	5-0	5	5	1/0	0	35.0	27	12	12	19	38	6	0	5	.214	2	4	0	1	1
California	2.95	1-2	3	3	0/0	0	19.0	23	8	8	6	20	2	0	0	.303	0	1	0	0	2
Oklahoma State	3.15	0-2	2	1	0/0	0	13.1	14	7	6	3	14	1	1	2	.269	0	1	0	0	2
Florida	4.75	4-3	7	2	0/0	1	45.2	51	35	31	26	32	4	1	9	.276	1	1	2	1	3
Alabama	7.00	2-2	4	0	2/2	2	25.0	25	25	25	11	31	0	0	7	.266	1	3	0	1	2
Totals	3.34	15-15	30	19	5/2	3	209.2	192	109	100	94	211	17	2	29	.245	9	15	2	4	17

PB - Missouri 2, Oklahoma 2. Pickoffs - Baylor 1.

(All games Sorted by Fielding pct)

Team	c	po	a	e	fld%	dp	sba	csb	sba%	pb	ci
Arizona State	120	105	15	0	1.000	2	1	1	.500	0	0
Alabama	100	75	24	1	.990	2	3	0	1.000	0	0
California	82	57	24	1	.988	0	6	2	.750	0	0
Oklahoma State	58	40	17	1	.983	0	3	1	.750	0	0
Florida	192	137	50	5	.974	2	2	1	.667	0	0
Missouri	106	77	25	4	.962	1	1	1	.500	2	1
Baylor	139	102	30	7	.950	2	3	2	.600	0	1
Oklahoma	58	36	18	4	.931	1	2	0	1.000	2	0
Totals	855	629	203	23	.973	10	21	8	.724	4	2

2011 Women's College World Series
Florida vs Arizona State
Jun 06, 2011 at Oklahoma City, Okla. (Hall of Fame Stadium)

Florida 4 (56-12)

Player	ab	r	h	rbi	bb	so	po	a	lob
Moultrie cf	2	1	1	2	2	0	0	0	0
DeFelice c/dh	3	0	1	0	1	0	4	0	0
Snedeker pr	0	0	0	0	0	0	0	0	0
Heil pr	0	0	0	0	0	0	0	0	0
Bruder lf	4	1	1	1	0	2	2	0	1
Schutte rf	3	0	1	0	0	1	3	0	2
Bush 1b	3	0	0	0	0	1	4	0	2
Coyle ss	2	1	1	1	1	0	3	0	0
Paculba 2b	3	0	0	0	0	1	1	4	0
Gammel dh	2	0	0	0	0	0	0	0	0
Horton c	1	0	0	0	0	1	1	0	0
Fagan 3b	2	1	0	0	1	1	0	0	0
Rogers p	0	0	0	0	0	0	0	0	0
Brombacher p	0	0	0	0	0	0	0	1	0
Totals	25	4	5	4	5	7	18	5	5

Arizona State 14 (59-6)

Player	ab	r	h	rbi	bb	so	po	a	lob
Boyd ss	3	1	0	1	1	1	1	1	0
Rogers cf	2	2	1	1	2	0	1	0	0
Castillo c	3	2	3	3	0	0	7	0	0
Lockwood rf	4	2	2	3	0	0	1	0	1
Donnenwirth 3b	3	2	2	4	1	1	2	2	0
Urfer 1b	4	0	0	0	0	0	5	0	2
Parlich 2b	3	2	2	1	0	0	2	0	0
Nulliner ph	1	0	0	0	0	1	0	0	0
Johnson dh	2	2	2	0	1	0	0	0	0
Goodman ph	1	0	0	0	0	0	0	0	0
Haro lf	3	1	1	0	0	1	2	0	1
Rice ph	1	0	0	0	0	0	0	0	0
Escobedo p	0	0	0	0	0	0	0	1	0
Totals	30	14	13	13	5	4	21	4	4

Score by Innings	1	2	3	4	5	6	7	R	H	E
Florida	0	0	0	0	0	1	3	**4**	**5**	**1**
Arizona State	1	6	3	1	3	0	X	**14**	**13**	**0**

E - Moultrie(1). DP - ASU 1. LOB - Florida 5; ASU 4. 2B - DeFelice(4); Johnson(6). HR - Moultrie(6); Bruder(19); Coyle(17); Lockwood(18); Donnenwirth 2(7); Parlich(13). SF - Castillo(4). SB - Schutte(4).

Florida	ip	h	r	er	bb	so	ab	bf
Rogers	2.1	9	10	9	4	2	16	20
Brombacher	3.2	4	4	4	1	2	14	16

Arizona State	ip	h	r	er	bb	so	ab	bf
Escobedo	7.0	5	4	4	5	7	25	30

Win - Escobedo (36-3). Loss - Rogers (36-8). Save - None.

Umpires - HP: Chris Drumm 1B: Kevin Davis 3B: Mike Bartling
Start: 7:06 pm Time: 2:41 Attendance: 7447
Weather: 94, Sunny, Wind SE @ 11 mph
Game notes:
Championship Series Game 1 2011 WCWS

2011 Women's College World Series
Florida vs Arizona State
Jun 06, 2011 at Oklahoma City, Okla. (Hall of Fame Stadium)

Score by Innings	1	2	3	4	5	6	7	R	H	E
Florida	0	0	0	0	0	1	3	4	5	1
Arizona State	1	6	3	1	3	0	X	14	13	0

Florida starters: 16/cf Moultrie; 28/c DeFelice; 2/lf Bruder; 44/rf Schutte; 12/1b Bush; 27/ss Coyle; 3/2b Paculba; 11/dh Gammel; 9/3b Fagan; 13/p Rogers;
Arizona State starters: 17/ss Boyd; 8/cf Rogers; 27/c Castillo; 88/rf Lockwood; 11/3b Donnenwirth; 36/1b Urfer; 20/2b Parlich; 33/dh Johnson; 22/lf Haro; 12/p Escobedo;

Florida 1st - Moultrie walked. DeFelice flied out to rf to right center. Bruder struck out swinging. Schutte singled to shortstop; Moultrie advanced to third. Schutte stole second. Bush struck out looking. 0 runs, 1 hit, 0 errors, 2 LOB.

Arizona State 1st - Boyd struck out swinging. Rogers walked. Castillo singled to center field, advanced to second on the error; Rogers advanced to second, advanced to third on a fielding error by cf, scored, unearned. Lockwood grounded out to 2b; Castillo advanced to third. Donnenwirth walked. Urfer reached on a fielder's choice; Donnenwirth out at second 2b to ss. 1 run, 1 hit, 1 error, 2 LOB.

Florida 2nd - Coyle grounded out to ss. Paculba popped up to 2b. Gammel popped up to ss down the lf line. 0 runs, 0 hits, 0 errors, 0 LOB.

Arizona State 2nd - Parlich popped up to ss up the middle. Johnson doubled to left field. Haro struck out swinging. Boyd intentionally walked. Rogers walked; Boyd advanced to second; Johnson advanced to third. Castillo singled to left center, 2 RBI; Rogers advanced to second; Boyd scored; Johnson scored. Lockwood singled down the rf line, RBI; Castillo advanced to third; Rogers scored. Donnenwirth homered to left center, 3 RBI; Lockwood scored; Castillo scored. Urfer popped up to 2b. 6 runs, 4 hits, 0 errors, 0 LOB.

Florida 3rd - Fagan popped up to 3b. Moultrie walked. DeFelice doubled down the lf line; Moultrie advanced to third. Snedeker pinch ran for DeFelice. Bruder struck out looking. Schutte flied out to cf. 0 runs, 1 hit, 0 errors, 2 LOB.

Arizona State 3rd - DeFelice to c for Snedeker. Parlich singled to right center. Johnson singled to right center; Parlich advanced to second. Haro singled, bunt; Johnson advanced to second; Parlich advanced to third. Boyd grounded out to 2b, RBI; Haro advanced to second; Johnson advanced to third; Parlich scored. Rogers singled to right field, RBI; Haro advanced to third; Johnson scored. Brombacher to p for Rogers. Castillo flied out to lf, SF, RBI; Rogers advanced to second; Haro scored. Lockwood fouled out to c. 3 runs, 4 hits, 0 errors, 1 LOB.

Florida 4th - Bush flied out to lf down the lf line. Coyle walked. Paculba lined into double play 3b to 1b; Coyle out on the play. 0 runs, 0 hits, 0 errors, 0 LOB.

Arizona State 4th - Donnenwirth struck out looking. Urfer grounded out to p. Parlich homered to left field, RBI. Johnson walked. Haro lined out to ss. 1 run, 1 hit, 0 errors, 1 LOB.

Florida 5th - Gammel grounded out to p, bunt. Fagan struck out swinging. Moultrie flied out to lf. 0 runs, 0 hits, 0 errors, 0 LOB.

Arizona State 5th - Boyd flied out to rf to right center. Rogers flied out to lf. Castillo singled to pitcher. Lockwood homered to right center, 2 RBI; Castillo scored. Donnenwirth homered to left field, RBI. Urfer flied out to rf. 3 runs, 3 hits, 0 errors, 0 LOB.

Florida 6th - DeFelice grounded out to 3b. Bruder homered to center field, RBI. Schutte struck out swinging. Bush lined out to 1b. 1 run, 1 hit, 0 errors, 0 LOB.

Arizona State 6th - DeFelice. Horton to c for Gammel. Nulliner pinch hit for Parlich. Nulliner struck out looking. Goodman pinch hit for Johnson. Goodman grounded out to 2b. Rice pinch hit for Haro. Rice flied out to rf. 0 runs, 0 hits, 0 errors, 0 LOB.

Florida 7th - Parlich to 2b for Nulliner. Haro to lf for Rice. Coyle homered to left field, RBI. Paculba struck out swinging. Horton struck out swinging. Fagan walked. Moultrie homered to center field, 2 RBI; Fagan scored. DeFelice to dh. DeFelice walked. Heil pinch ran for DeFelice. Bruder popped up to 2b. 3 runs, 2 hits, 0 errors, 1 LOB.

2011 Women's College World Series
Arizona State vs Florida
Jun 07, 2011 at Oklahoma City, Okla. (Hall of Fame Stadium)

Arizona State 7 (60-6)

Player	ab	r	h	rbi	bb	so	po	a	lob
Boyd ss	4	0	2	3	0	0	2	2	2
Rogers cf	3	0	0	0	0	1	1	0	0
Castillo c	4	0	0	0	0	0	5	0	2
Lockwood rf	4	2	3	1	0	1	2	0	1
Donnenwirth 3b	3	0	1	0	1	0	0	1	1
Ketchum pr	0	1	0	0	0	0	0	0	0
Urfer 1b	2	1	1	0	2	1	1	0	1
Wigness pr	0	0	0	0	0	0	0	0	0
Parlich 2b	4	2	0	0	0	0	5	0	0
Johnson dh	2	1	1	3	2	0	0	0	0
Haro lf	2	0	1	0	0	0	5	0	0
Zambrana ph	1	0	0	0	0	0	0	0	0
Escobedo p	0	0	0	0	0	0	0	0	0
Totals	29	7	9	7	5	3	21	3	8

Florida 2 (56-13)

Player	ab	r	h	rbi	bb	so	po	a	lob
Moultrie cf	4	1	1	0	0	0	1	0	0
DeFelice c	3	0	2	1	0	0	5	0	1
Langley pr	0	0	0	0	0	0	0	0	0
Bruder lf	3	0	0	0	1	2	3	0	1
Schutte rf	1	0	0	1	1	0	2	1	1
Heil pr	0	0	0	0	0	0	0	0	0
Bush 1b	3	0	0	0	0	1	8	0	1
Coyle ss	2	0	0	0	1	1	0	1	0
Paculba 2b	2	0	0	0	1	0	2	3	2
Gammel dh	3	1	1	0	0	1	0	0	0
Fagan 3b	2	0	0	0	1	0	0	2	1
Brombacher p	0	0	0	0	0	0	0	1	0
Rogers p	0	0	0	0	0	0	0	2	0
Totals	23	2	4	2	5	5	21	10	7

Score by Innings	1	2	3	4	5	6	7	R	H	E
Arizona State	0	3	2	0	1	1	0	**7**	**9**	**0**
Florida	1	0	0	0	0	0	1	**2**	**4**	**1**

E - Coyle(13). LOB - ASU 8; Florida 7. 2B - Moultrie(17). HR - Lockwood(19). SH - Rogers(7); Haro(4); DeFelice(13). SF - Schutte(3).

Arizona State	ip	h	r	er	bb	so	ab	bf
Escobedo	7.0	4	2	2	5	5	23	30

Florida	ip	h	r	er	bb	so	ab	bf
Brombacher	3.0	6	5	5	2	2	16	19
Rogers	4.0	3	2	2	3	1	13	17

Win - Escobedo (37-3). Loss - Brombacher (20-3). Save - None.

Umpires - HP: Paul Edds 1B: Keith Kearney 3B: Kevin Davis
Start: 7:06 pm Time: 2:32 Attendance: 6314
Weather: 93, Sunny, Wind SSE @ 13 mph
Game notes:
Championship Series Game 2 2011 WCWS

2011 Women's College World Series
Arizona State vs Florida
Jun 07, 2011 at Oklahoma City, Okla. (Hall of Fame Stadium)

Score by Innings	1	2	3	4	5	6	7	R	H	E
Arizona State	0	3	2	0	1	1	0	7	9	0
Florida	1	0	0	0	0	0	1	2	4	1

Arizona State starters: 17/ss Boyd; 8/cf Rogers; 27/c Castillo; 88/rf Lockwood; 11/3b Donnenwirth; 36/1b Urfer; 20/2b Parlich; 33/dh Johnson; 22/lf Haro; 12/p Escobedo;
Florida starters: 16/cf Moultrie; 28/c DeFelice; 2/lf Bruder; 44/rf Schutte; 12/1b Bush; 27/ss Coyle; 3/2b Paculba; 11/dh Gammel; 9/3b Fagan; 32/p Brombacher;

Arizona State 1st - Boyd reached on a fielding error by ss. Rogers out at first 3b to 2b, SAC, bunt; Boyd advanced to second. Castillo grounded out to 2b; Boyd advanced to third. Lockwood struck out swinging. 0 runs, 0 hits, 1 error, 1 LOB.

Florida 1st - Moultrie doubled through the right side. DeFelice out at first 3b to 2b, SAC, bunt; Moultrie advanced to third. Bruder walked. Schutte flied out to lf, SF, RBI; Bruder advanced to second; Moultrie scored. Bush struck out swinging. 1 run, 1 hit, 0 errors, 1 LOB.

Arizona State 2nd - Donnenwirth singled to right field. Ketchum pinch ran for Donnenwirth. Urfer singled to center field; Ketchum advanced to third. Wigness pinch ran for Urfer. Parlich reached on a fielder's choice; Wigness advanced to second. Johnson walked, RBI; Parlich advanced to second; Wigness advanced to third; Ketchum scored. Haro reached on a fielder's choice; Johnson advanced to second; Parlich advanced to third; Wigness out at home p to c. Boyd singled through the right side, advanced to second on the throw, 2 RBI; Haro advanced to third; Johnson scored; Parlich scored. Rogers struck out swinging. Castillo flied out to rf. 3 runs, 3 hits, 0 errors, 2 LOB.

Florida 2nd - Donnenwirth to 3b for Ketchum. Urfer to 1b for Wigness. Coyle struck out looking. Paculba walked. Gammel struck out looking. Fagan lined out to 2b. 0 runs, 0 hits, 0 errors, 1 LOB.

Arizona State 3rd - Lockwood singled up the middle. Donnenwirth flied out to lf. Urfer walked; Lockwood advanced to second. Parlich grounded out to 2b; Urfer advanced to second; Lockwood advanced to third. Johnson singled to right field, 2 RBI; Urfer scored; Lockwood scored. Haro singled down the rf line; Johnson advanced to third. Boyd flied out to rf. 2 runs, 3 hits, 0 errors, 2 LOB.

Florida 3rd - Moultrie popped up to 2b up the middle. DeFelice singled down the lf line. Bruder reached on a fielder's choice; DeFelice out at second ss to 2b. Schutte flied out to rf. 0 runs, 1 hit, 0 errors, 1 LOB.

Arizona State 4th - Rogers to p for Brombacher. Rogers grounded out to ss. Castillo grounded out to p. Lockwood singled to left center. Donnenwirth lined out to 1b. 0 runs, 1 hit, 0 errors, 1 LOB.

Florida 4th - Bush flied out to rf. Coyle flied out to lf down the lf line. Paculba flied out to lf. 0 runs, 0 hits, 0 errors, 0 LOB.

Arizona State 5th - Urfer walked. Parlich reached on a fielder's choice; Urfer out at second 2b unassisted. Johnson walked; Parlich advanced to second. Haro grounded out to p, SAC, bunt; Johnson advanced to second; Parlich advanced to third. Boyd singled to right field, RBI; Johnson advanced to third, out at home rf to c; Parlich scored. 1 run, 1 hit, 0 errors, 1 LOB.

Florida 5th - Gammel flied out to lf down the lf line. Fagan walked. Moultrie reached on a fielder's choice; Fagan out at second ss to 2b. DeFelice fouled out to ss. 0 runs, 0 hits, 0 errors, 1 LOB.

Arizona State 6th - Rogers flied out to cf to left center. Castillo grounded out to 3b. Lockwood homered to left field, RBI. Donnenwirth walked. Urfer struck out looking. 1 run, 1 hit, 0 errors, 1 LOB.

Florida 6th - Bruder struck out looking. Schutte walked. Bush flied out to cf to left center. Coyle walked; Schutte advanced to second. Heil pinch ran for Schutte. Paculba lined out to ss. 0 runs, 0 hits, 0 errors, 2 LOB.

Arizona State 7th - Schutte to rf for Heil. Parlich fouled out to lf. Johnson grounded out to 2b. Zambrana pinch hit for Haro. Zambrana flied out to lf. 0 runs, 0 hits, 0 errors, 0 LOB.

Florida 7th - Haro to lf for Zambrana. Gammel singled down the lf line. Fagan grounded out to 1b unassisted; Gammel advanced to second. Moultrie flied out to lf. DeFelice singled down the lf line, RBI; Gammel scored. Langley pinch ran for DeFelice. Bruder struck out swinging. 1 run, 2 hits, 0 errors, 1 LOB.

2012 NCAA
Women's College World Series

In the first session of the WCWS, the higher-ranked team is home team. After first-round games, teams shall alternate as home team according to the formula applied by the games committee.

Oklahoma*

Game 1
Noon, Thurs., May 31
ESPN2/ESPN3

South Florida

Oklahoma, 5-1

Game 5
6 p.m., Fri., June 1
ESPN2/ESPN3

California*

Game 2
2:30 p.m., Thurs., May 31
ESPN2/ESPN3

LSU

California*, 5-3

Oklahoma*, 3-0

Game 11
Noon, Sun., June 3
ESPN/ESPN3

Game 13 (if nec.)
6 p.m., Sun., June 3
ESPNU/ESPN3

South Florida

Game 7
11 a.m., Sat., June 2
ESPN2/ESPN3

LSU*

LSU*, 1-0

Game 9
6 p.m., Sat., June 2
ESPN/ESPN3

Arizona St.

Arizona St., 6-0

Oklahoma, 5-3

Champ. Finals (Best 2-of-3)
June 4 Game 1: Oklahoma 4-1
June 5 Game 2: Alabama 8-6
June 6 Game 3: Alabama 5-4
All games at 7 p.m.

Alabama, 5-2

Alabama
Champion

Alabama*

Game 3
6 p.m., Thurs.,May 31
ESPN2/ESPN3

Tennessee

Alabama, 5-3

Game 6
8:30 p.m., Fri., June 1
ESPN2/ESPN3

Arizona St.*

Game 4
8:30 p.m., Thurs., May 31
ESPN2/ESPN3

Oregon

Arizona St.*, 3-1

Alabama, 2-1

Game 12
2:30 p.m., Sun., June 3
ESPN/ESPN3

Game 14 (if nec.)
8:30 p.m., Sun., June 3
ESPNU/ESPN3

Tennessee*

Game 8
1:30 p.m., Sat., June 2
ESPN2/ESPN3

Oregon

Oregon, 3-1

Game 10
8:30 p.m., Sat., June 2
ESPN/ESPN3

California

California, 6-3

ALL TIMES LISTED ARE LOCAL (CENTRAL TIME)

* Denotes home team

All games played at ASA Hall of Fame Stadium in Oklahoma City, Oklahoma.

Bracket Notes:

1. If the winner of Game 9 defeats the winner of Game 5, then Game 13 is necessary.
2. If the winner of Game 10 defeats the winner of Game 6, then Game 14 is necessary.
3. If only one if necessary game is needed, it will be played at 6 p.m. on Sunday.

*** The NCAA Division I Softball Committee reserves the right to revise the schedule (i.e., game times) in the event weather conditions and/or media/television commitments require such adjustments.

2012 Team Rosters

NCAA® Women's College World Series®

Alabama Crimson Tide

No.	Name	Pos.
1	Kayla Braud	OF
2	Jazkyn Lunceford	OF
3	Kemia Davis	OF
4	Jackey Branham	IF
6	Jordan Patterson	C
7	Jennifer Fenton	OF
9	Courtney Conley	IF
10	Kaila Hunt	IF
11	Lauren Sewell	P
12	Kendall Dawson	C
15	Danae Hays	IF
17	Jadyn Spencer	UT
18	Cassie Reilly-Boccia	OF
19	Danielle Richard	IF
21	Chaunsey Bell	C
22	Amanda Locke	UT
23	Leslie Jury	P
24	Olivia Gibson	C
32	Ryan Iamurri	IF
33	Jackie Traina	P/UT

Head Coach: Patrick Murphy

Arizona State Sun Devils

No.	Name	Pos.
00	Jenna Makis	RHP
1	Kayla Ketchum	OF
2	Bailey Wignee	IF
3	Rebecca Krupsky	C
4	Mary Spiel	OF
5	Christina Zambrana	IF
8	Laura Bradley	C
9	Amber Freeman	C
10	Hillary Bach	RHP
12	Dallas Escobedo	RHP
15	Becca Tikey	OF
16	Lucy Aubrecht	C
17	Katelyn Boyd	SS
20	Sam Parlich	IF
21	Bethan Kemp	IF
22	Talor Haro	OF
24	Branna Kaye	UT
25	Danielle Muniz	IF
26	Nikole Afusia	C
32	Haley Steele	3B
33	Alix Johnson	OF
48	Lindsey Edgerton	IF
55	E. Coporuscio	OF
99	M. Popescue	RHP

Head Coach: Clint Myers

California Golden Bears

No.	Name	Pos.
1	Frani Echavarria	OF
2	Jordan Wallace	IF
3	Jamia Reid	OF
4	Alex Robben	1B
5	Elia Reid	OF
6	Taylor Vincent	C
7	Arianna Erceg	P/1B
8	Danielle Henderson	3B
9	Jace Williams	IF
10	Victoria Jones	IF/C
17	Lindsey Ziegenhirt	C
18	Britt Vonk	SS
20	Valerie Arioto	UT
22	Mary Lee	IF
23	Ashley Decker	2B
24	LaRisa Jones	OF
25	Breana Kostreba	IF
27	Cheyenne Cordes	IF
54	Jolene Henderson	P
72	Nikki Owens	P

Head Coach: Diane Ninemire

LSU Tigers

No.	Name	Pos.
00	Ashley Langoni	OF
1	Rikki Alcaraz	IF
2	Juliana Santos	IF
3	Cassie Trosclair	IF
4	Morgan Russell	C
6	A.J. Andrew	OF
9	Alex Boulet	OF
10	Ashleu Applegate	OF
11	Dylan Supak	UT
12	Heidi Pizer	IN
13	Katie Guillory	OF
16	Lauren Houston	C
18	Tammy Wray	IF
20	Meghan Patterson	P
23	Jacee Blades	UT
25	Simone Heyward	OF
28	Tammy Vermeulen	OF
32	Allsion Falcon	IF
33	Kailey McCasland	UT
37	Rachele Fico	P
44	Brittany Mack	P
47	Ashleigh Kuhn	UT

Head Coach: Beth Torina

Oklahoma Sooners

No.	Name	Pos.
00	Destinee Martinez	OF
2	Brianna Turang	OF
7	Javen Henson	IF
8	Ali Vandever	IF
10	Keilani Ricketts	LHP
12	Callie Parsons	OF
17	Kelley Reeves	IF
18	Jessica Shults	C
22	Allee Allen	LHP
23	Brittany Williams	OF
27	Jessica Vest	IF
28	Haley McGregor	OF
32	Michelle Gascoigne	LHP
33	Katie Norris	UT
40	Kirsten Allen	RHP
42	Georgia Casey	RHP
44	Lauren Chamberlain	IF
63	Erica Sampson	C

Head Coach: Patty Gasso

Oregon Ducks

No.	Name	Pos.
00	Samantha Pappas	OF
2	Allie Burger	OF
3	Kaylan Howard	2B
4	Lauren Kotz	UT
5	Lindsey Chambers	IF
7	S. Skillingstad	RHP
8	Kelsey Chamners	IF
9	Alyssa Gillespie	OF
10	Karissa Hovinga	RHP
12	Jessica Moore	RHP
14	Alexa Peterson	C
17	Christie Nieto	UT
19	Janie Taleda	OF
20	Jamie Rae Sullivan	IF
21	Liz Brenner	C
22	Courtney Ceo	IF
33	Kailee Cucio	UT

Head Coach: Mike White

South Florida Bulls

No.	Name	Pos.
00	Sara Nevins	P
1	Courtney Goff	OF
2	Ashli Goff	OF
3	Sam Greiner	P/UT
4	Gina Kafalas	OF
5	D.Anna Devine	OF/IF
8	Stormi Grzybek	C/IF
9	Sydney Dinelli	IF
10	Laura Fountain	UT
11	Janine Richardson	OF
12	Kaitlyn Santo	C
14	Jessica Mouse	IF
15	L. Richardson	P
16	K. Salvarola	SS
18	S. Juergens	OF
21	Allie Patierno	OF
22	Alexis Nowell	2B
23	Stephanie Medina	1B
25	Meagan Leddy	OF
30	Kenshyra Jackson	IF
32	Brittany Garvey	C
49	Ilaura Reeves	P/UT

Head Coach: Ken Eriksen

Tennessee Lady Volunteers

No.	Name	Pos.
4	Holly Baker	OF
7	Tory Lewis	OF
8	Cat Hosfield	P
11	Melissa Brown	IF
13	Ellen Renfroe	P
15	Melissa Davin	1B/3B
17	Chelsea O'Connor	OF
20	Ivy Renfroe	P
22	Ashley Andrews	C
23	Whitney Hammond	OF
24	Morgan Fowler	UT
27	Lauren Gibson	IF
28	Shelby Burcell	UT
33	Kat Dotson	OF
42	Ashley Holmes	C
44	Madison Shipman	IF
88	Raven Chavanne	OF

Co-head Coaches: Ralph Weekly, Karen Weekly

2012 NCAA Division I Championship Game
WCWS Overall Statistics (as of Jun 07, 2012)
(All games Sorted by Batting avg)

Team	avg	g	ab	r	h	2b	3b	hr	rbi	tb	slg%	bb	hp	so	gdp	ob%	sf	sh	sb-att	po	a	e	fld%
Oklahoma	.268	6	164	27	44	4	3	7	26	75	.457	21	4	43	0	.363	1	4	3-5	123	40	9	.948
Alabama	.243	6	152	26	37	5	0	4	23	54	.355	18	9	48	2	.354	2	2	4-6	126	34	7	.958
Oregon	.227	3	75	7	17	6	0	2	7	29	.387	4	2	18	0	.284	0	1	2-3	60	33	3	.969
Arizona State	.221	4	104	13	23	3	0	1	9	29	.279	17	0	30	0	.331	0	1	2-3	81	28	3	.973
LSU	.203	3	69	4	14	2	0	0	4	16	.232	5	3	13	2	.282	1	1	2-4	60	24	6	.933
California	.192	4	99	13	19	3	0	3	13	31	.313	14	4	35	0	.314	1	2	7-7	81	33	4	.966
Tennessee	.180	2	50	4	9	0	0	1	4	12	.240	4	1	12	2	.255	0	0	4-4	39	15	2	.964
USF	.119	2	42	1	5	1	0	0	1	6	.143	5	3	19	1	.260	0	2	2-5	36	8	2	.957
Totals	.223	30	755	95	168	24	3	18	87	252	.334	88	26	218	7	.323	5	13	26-37	606	215	36	.958

(All games Sorted by Earned run avg)

Team	era	w-l	g	cg	sho	sv	ip	h	r	er	bb	so	2b	3b	hr	b/avg	wp	hp	bk	sfa	sha
Arizona State	1.56	2-2	4	4	1/0	0	27.0	25	8	6	5	24	3	0	2	.250	1	1	1	0	2
Oklahoma	1.88	4-2	6	5	1/0	0	41.0	29	18	11	14	68	6	0	0	.191	7	10	0	2	2
Oregon	2.45	1-2	3	2	0/0	0	20.0	15	10	7	7	14	2	0	2	.205	1	1	0	0	1
USF	2.92	0-2	2	0	0/0	0	12.0	7	6	5	7	15	2	1	1	.171	0	3	2	1	0
Alabama	3.00	5-1	6	6	0/0	0	42.0	35	20	18	24	45	1	2	6	.217	1	3	0	1	5
California	3.11	2-2	4	4	0/0	0	27.0	28	14	12	11	28	4	0	5	.262	1	2	1	0	1
LSU	3.15	1-2	3	1	1/0	0	20.0	18	11	9	12	17	2	0	1	.243	0	4	0	1	2
Tennessee	3.77	0-2	2	0	0/0	0	13.0	11	8	7	8	7	4	0	1	.234	0	2	0	0	0
Totals	2.60	15-15	30	22	3/0	0	202.0	168	95	75	88	218	24	3	18	.223	11	26	4	5	13

PB - Oklahoma 3, Alabama 2, Oregon 1. Pickoffs - Arizona St 1, Alabama 1.

(All games Sorted by Fielding pct)

Team	c	po	a	e	fld%	dp	sba	csb	sba%	pb	ci
Arizona State	112	81	28	3	.973	5	3	0	1.000	0	0
Oregon	96	60	33	3	.969	2	4	1	.800	1	0
California	118	81	33	4	.966	2	3	2	.600	0	0
Tennessee	56	39	15	2	.964	1	1	2	.333	0	0
Alabama	167	126	34	7	.958	0	3	1	.750	2	0
USF	46	36	8	2	.957	0	1	2	.333	0	0
Oklahoma	172	123	40	9	.948	1	5	2	.714	3	0
LSU	90	60	24	6	.933	0	6	1	.857	0	0
Totals	857	606	215	36	.958	11	26	11	.703	6	0



2012 NCAA Division I Championship Game
WCWS Overall Statistics (as of Jun 07, 2012)
(All games Sorted by Batting avg)



Player	avg	gp-gs	ab	r	h	2b	3b	hr	rbi	tb	slg%	bb	hp	so	gdp	ob%	sf	sh	sb-att
Freeman, Amber, ASU	.500	4-4	8	1	4	2	0	0	1	6	.750	6	0	2	0	.714	0	0	0-0
Martinez, Destinee, OU	.429	6-6	21	4	9	0	1	0	0	11	.524	0	0	3	0	.429	0	1	0-0
Peterson, Alexa, ORE	.429	3-3	7	0	3	1	0	0	1	4	.571	2	0	2	0	.556	0	0	0-0
Chamberlain, Lauren, OU	.400	6-6	20	6	8	2	0	3	7	19	.950	2	0	6	0	.455	0	0	0-0
Traina,Jackie, UA	.400	6-6	15	3	6	1	0	1	6	10	.667	3	0	3	1	.500	0	1	0-0
Davin,Melissa, TN	.400	2-2	5	2	2	0	0	1	2	5	1.000	0	0	1	0	.400	0	0	0-0
Fenton,Jennifer, UA	.364	6-6	22	3	8	0	0	0	2	8	.364	1	0	6	0	.391	0	0	1-2
Haro, Talor, ASU	.364	4-4	11	1	4	0	0	0	0	4	.364	0	0	1	0	.364	0	0	0-0
Shults, Jessica,OU	.353	6-6	17	3	6	1	0	1	8	10	.588	2	1	1	0	.429	1	0	0-0
Braud,Kayla, UA	.348	6-6	23	4	8	1	0	0	0	9	.391	0	1	6	0	.375	0	0	1-2
Locke,Amanda, UA	.333	6-6	15	2	5	1	0	1	5	9	.600	2	1	6	0	.444	0	0	0-0
Applegate,Ashley, LSU	.333	3-3	9	1	3	0	0	0	0	3	.333	0	0	1	0	.333	0	0	0-1
Pappas, Samantha, ORE	.333	3-3	9	2	3	1	0	2	2	10	1.111	1	0	1	0	.400	0	0	1-1
Cuico, Kailee, ORE	.333	2-2	6	1	2	0	0	0	1	2	.333	0	0	1	0	.333	0	0	0-0
Dotson,Kat, TN	.333	2-2	6	0	2	0	0	0	0	2	.333	0	1	2	0	.429	0	0	1-1
Andrews,Ashley, TN	.333	2-2	3	1	1	0	0	0	0	1	.333	0	0	1	0	.333	0	0	1-1
Turang, Brianna, OU	.300	6-6	20	2	6	0	1	0	2	8	.400	1	0	1	0	.333	0	1	1-2
Henderson, Danielle, CAL	.300	4-4	10	2	3	1	0	1	2	7	.700	1	1	3	0	.417	0	0	0-0
Ricketts, Keilani, OU	.294	6-6	17	4	5	0	1	1	4	10	.588	4	1	5	0	.455	0	0	1-1
Russell,Morgan, LSU	.286	3-3	7	0	2	0	0	0	2	2	.286	0	0	0	1	.286	0	0	0-0
Caporuscio,Elizabeth, ASU	.273	4-4	11	2	3	0	0	0	0	3	.273	0	0	2	0	.273	0	0	0-0
Reid, Jamia, CAL	.267	4-4	15	3	4	0	0	0	1	4	.267	0	0	4	0	.267	0	0	4-4
Parlich, Sam, ASU	.250	4-4	12	0	3	0	0	0	2	3	.250	2	0	2	0	.357	0	0	0-0
Johnson, Alix, ASU	.250	4-4	12	3	3	0	0	1	3	6	.500	2	0	7	0	.357	0	1	2-2
Jones, Victoria, CAL	.250	4-4	12	1	3	0	0	1	1	6	.500	0	0	5	0	.250	0	0	0-0
Heyward,Simone, LSU	.250	3-3	8	0	2	0	0	0	0	2	.250	2	0	2	0	.400	0	0	0-1
Falcon,Allison, LSU	.250	3-3	8	1	2	0	0	0	1	2	.250	0	0	2	0	.222	1	0	0-0
Santos,Juliana, LSU	.250	3-3	8	0	2	1	0	0	0	3	.375	0	2	1	0	.400	0	0	0-0
Takeda, Janie, ORE	.250	3-3	8	0	2	0	0	0	0	2	.250	0	0	1	0	.250	0	0	0-1
Burger, Allie, ORE	.250	2-2	4	0	1	0	0	0	0	1	.250	1	0	3	0	.400	0	0	0-0
Mouse,Jessica,USF	.250	2-2	4	0	1	1	0	0	0	2	.500	0	1	1	0	.400	0	1	0-1
Decker, Ashley, CAL	.250	4-1	4	0	1	0	0	0	0	1	.250	0	0	2	0	.250	0	1	0-0
Nowell,Alexis, USF	.250	2-2	4	0	1	0	0	0	0	1	.250	0	0	2	0	.250	0	1	0-0
Vonk, Britt, CAL	.231	4-4	13	2	3	1	0	0	3	4	.308	1	0	3	0	.286	0	1	1-1
Steele, Haley, ASU	.231	4-4	13	2	3	0	0	0	0	3	.231	2	0	4	0	.333	0	0	0-0
Chambers, Kelsey, ORE	.222	3-3	9	0	2	0	0	0	0	2	.222	0	0	2	0	.222	0	0	0-0
Howard, Kaylan, ORE	.222	3-3	9	1	2	2	0	0	0	4	.444	0	0	1	0	.222	0	1	0-0
Echavarria, Frani, CAL	.222	4-4	9	1	2	0	0	0	3	2	.222	2	2	1	0	.429	1	0	0-0
Norris, Katie, OU	.214	6-6	14	1	3	0	0	1	2	6	.429	2	2	6	0	.389	0	1	0-0
Henson, Javen, OU	.200	6-6	15	1	3	1	0	0	0	4	.267	2	0	10	0	.294	0	0	0-0
Langoni,Ashley, LSU	.200	3-3	10	0	2	1	0	0	1	3	.300	0	0	3	1	.200	0	0	1-1
Lewis,Tory, TN	.200	2-2	5	0	1	0	0	0	1	1	.200	1	0	1	0	.333	0	0	1-1
Brown,Melissa, TN	.200	2-2	5	1	1	0	0	0	0	1	.200	0	0	1	0	.200	0	0	0-0
Salvarola,Kourtney, USF	.200	2-2	5	0	1	0	0	0	1	1	.200	0	1	0	1	.333	0	0	0-0
Hunt,Kaila, UA	.188	6-6	16	4	3	0	0	1	3	6	.375	3	2	5	1	.364	1	0	0-0
Williams, Jace,CAL	.182	4-4	11	2	2	0	0	1	3	5	.455	2	0	4	0	.308	0	0	0-0
Conley,Courtney, UA	.167	6-6	12	2	2	1	0	0	1	3	.250	2	1	4	0	.333	0	1	0-0
Lockwood, Annie, ASU	.167	4-4	12	0	2	1	0	0	2	3	.250	2	0	2	0	.286	0	0	0-0
Richardson,Janine, USF	.167	2-2	6	0	1	0	0	0	0	1	.167	0	0	3	0	.167	0	0	0-0
Goodrum, Sara,ORE	.167	2-2	6	0	1	1	0	0	2	2	.333	0	0	2	0	.167	0	0	0-0
Gibson,Lauren, TN	.167	2-2	6	0	1	0	0	0	0	1	.167	0	0	1	0	.167	0	0	0-0
Casey,Georgia, OU	.158	6-6	19	3	3	0	0	1	1	6	.316	5	0	5	0	.333	0	0	0-0
Lunceford,Jazlyn, UA	.143	6-6	14	3	2	0	0	1	1	5	.357	2	2	4	0	.333	0	0	1-1
Nieto, Christie, ORE	.143	3-3	7	3	1	1	0	0	0	2	.286	0	2	1	0	.333	0	0	0-0
Chavanne,Raven, TN	.143	2-2	7	0	1	0	0	0	1	1	.143	0	0	0	0	.143	0	0	0-0
Kafalas,Gina, USF	.143	2-2	7	0	1	0	0	0	0	1	.143	0	0	3	0	.143	0	0	0-0
Dawson,Kendall, UA	.133	6-6	15	2	2	0	0	0	2	2	.133	2	1	4	0	.263	1	0	0-0
Cordes, Cheyenne, CAL	.091	4-4	11	1	1	1	0	0	0	2	.182	0	0	5	0	.091	0	0	0-0
Boyd, Katelyn, ASU	.071	4-4	14	2	1	0	0	0	1	1	.071	1	0	2	0	.133	0	0	0-0
Reilly-Boccia,Cassie, UA	.071	6-6	14	2	1	1	0	0	3	2	.143	3	1	6	0	.278	0	0	0-0
Sampson, Erica, OU	.063	6-5	16	1	1	0	0	0	1	1	.063	2	0	2	0	.167	0	1	0-0
Andrews,AJ, LSU	.000	3-3	8	1	0	0	0	0	0	0	.000	1	1	1	0	.200	0	0	1-1

Player	avg	gp-gs	ab	r	h	2b	3b	hr	rbi	tb	slg%	bb	hp	so	gdp	ob%	sf	sh	sb-att
Arioto, Valerie, CAL	.000	4-4	7	0	0	0	0	0	0	0	.000	7	1	3	0	.533	0	0	2-2
Kostreba, Breana, CAL	.000	4-3	7	0	0	0	0	0	0	0	.000	1	0	5	0	.125	0	0	0-0
Burchell,Shelby, TN	.000	2-2	6	0	0	0	0	0	0	0	.000	0	0	2	1	.000	0	0	0-0
Shipman,Madison, TN	.000	2-2	5	0	0	0	0	0	0	0	.000	1	0	1	1	.167	0	0	1-1
Chambers, Lindsey, ORE	.000	3-3	5	0	0	0	0	0	0	0	.000	0	0	1	0	.000	0	0	0-0
Medina,Stephanie, USF	.000	2-2	5	0	0	0	0	0	0	0	.000	0	0	4	0	.000	0	0	0-0
Jackson,Kenshyra, USF	.000	2-2	5	0	0	0	0	0	0	0	.000	1	0	2	0	.167	0	0	0-1
Zambrana, Christina, ASU	.000	2-2	4	0	0	0	0	0	0	0	.000	1	0	3	0	.200	0	0	0-0
Wray,Tammy, LSU	.000	3-3	3	0	0	0	0	0	0	0	.000	2	0	1	0	.400	0	1	0-0
Supak,Dylan, LSU	.000	2-2	3	0	0	0	0	0	0	0	.000	0	0	0	0	.000	0	0	0-0
Fountain,Laura, USF	.000	2-2	3	0	0	0	0	0	0	0	.000	1	1	1	0	.400	0	0	0-1
Goff,Ashli, USF	.000	2-2	2	0	0	0	0	0	0	0	.000	3	0	2	0	.600	0	0	1-1

Trosclair,Cassie,LSU	.500	2-0	2	1	1	0	0	0	0	1	.500	0	0	1	0	.500	0	0	0-0
Williams, Brittany, OU	.000	4-1	4	0	0	0	0	0	1	0	.000	1	0	3	0	.200	0	0	0-0
Afusia, Nikole, ASU	.000	2-1	3	0	0	0	0	0	0	0	.000	1	0	2	0	.250	0	0	0-0
Aubrecht, Lucy, ASU	.000	1-1	3	0	0	0	0	0	0	0	.000	0	0	2	0	.000	0	0	0-0
Sullivan, Jamie Rae, ORE	.000	2-0	2	0	0	0	0	0	1	0	.000	0	0	0	0	.000	0	0	0-0
Moore, Jessica,ORE	.000	1-1	2	0	0	0	0	0	0	0	.000	0	0	2	0	.000	0	0	1-1
Melick, Hannah, ORE	.000	1-0	1	0	0	0	0	0	0	0	.000	0	0	1	0	.000	0	0	0-0
Richard,Danielle, UA	.000	2-0	1	0	0	0	0	0	0	0	.000	0	0	0	0	.000	0	0	0-0
Hammond,Whitney, TN	.000	1-0	1	0	0	0	0	0	0	0	.000	0	0	1	0	.000	0	0	0-0
Tarango,Cheyanne, TN	.000	2-0	1	0	0	0	0	0	0	0	.000	1	0	1	0	.500	0	0	0-0
Davis,Keima, UA	.000	4-0	1	1	0	0	0	0	0	0	.000	0	0	1	0	.000	0	0	0-0
Muniz, Danielle, ASU	.000	1-0	1	0	0	0	0	0	0	0	.000	0	0	1	0	.000	0	0	0-0
Dinelli,Sydney, USF	.000	1-0	1	0	0	0	0	0	0	0	.000	0	0	1	0	.000	0	0	0-0
Pizer,Heidi, LSU	.000	2-1	1	0	0	0	0	0	0	0	.000	0	0	0	0	.000	0	0	0-0
McCasland,Kailey, LSU	.000	1-0	1	0	0	0	0	0	0	0	.000	0	0	1	0	.000	0	0	0-0
Kuhn,Ashleigh, LSU	.000	1-0	1	0	0	0	0	0	0	0	.000	0	0	0	0	.000	0	0	0-0
Patterson,Jordan, UA	.000	1-0	1	0	0	0	0	0	0	0	.000	0	0	1	0	.000	0	0	0-0
Branham,Jackey, UA	.000	1-0	1	0	0	0	0	0	0	0	.000	0	0	1	0	.000	0	0	0-0
Spencer,Jadyn, UA	.000	1-0	1	0	0	0	0	0	0	0	.000	0	0	0	0	.000	0	0	0-0
Allen, Allee, OU	.000	1-0	1	0	0	0	0	0	0	0	.000	0	0	1	0	.000	0	0	0-0
Bell,Chaunsey, UA	.000	1-0	1	0	0	0	0	0	0	0	.000	0	0	1	0	.000	0	0	0-0
Wigness, Bailey, ASU	.000	2-0	0	0	0	0	0	0	0	0	.000	0	0	0	0	.000	0	0	0-1
Hays,Danae, UA	.000	6-6	0	0	0	0	0	0	0	0	.000	0	0	0	0	.000	0	0	0-0
Akamine,Hannah, TN	.000	1-0	0	0	0	0	0	0	0	0	.000	1	0	0	0	1.000	0	0	0-0
Reid, Elia, CAL	.000	2-0	0	1	0	0	0	0	0	0	.000	0	0	0	0	.000	0	0	0-0
Ketchum, Kayla, ASU	.000	3-0	0	2	0	0	0	0	0	0	.000	0	0	0	0	.000	0	0	0-0
Blades,Jacee,LSU	.000	1-0	0	0	0	0	0	0	0	0	.000	0	0	0	0	.000	0	0	0-0
Alcaraz,Rikki, LSU	.000	1-0	0	0	0	0	0	0	0	0	.000	0	0	0	0	.000	0	0	0-0
Vest, Jessica,OU	.000	6-6	0	1	0	0	0	0	0	0	.000	0	0	0	0	.000	0	0	0-0
Vandever, Ali, OU	.000	5-0	0	1	0	0	0	0	0	0	.000	0	0	0	0	.000	0	0	1-2
Parsons, Callie, OU	.000	5-0	0	0	0	0	0	0	0	0	.000	0	0	0	0	.000	0	0	0-0
Boulet,Alex, LSU	.000	1-0	0	0	0	0	0	0	0	0	.000	0	0	0	0	.000	0	0	0-0
Juergens,Stephanie, USF	.000	2-0	0	0	0	0	0	0	0	0	.000	0	0	0	0	.000	0	0	0-0
Richardson,Lindsey, USF	.000	1-0	0	0	0	0	0	0	0	0	.000	0	0	0	0	.000	0	0	0-0
Iamurri,Ryan, UA	.000	1-0	0	0	0	0	0	0	0	0	.000	0	0	0	0	.000	0	0	1-1
Devine,D'Anna, USF	.000	1-0	0	0	0	0	0	0	0	0	.000	0	0	0	0	.000	0	0	0-0
Goff,Courtney, USF	.000	2-0	0	1	0	0	0	0	0	0	.000	0	0	0	0	.000	0	0	1-1
Baker,Holly, TN	.000	2-0	0	0	0	0	0	0	0	0	.000	0	0	0	0	.000	0	0	0-0

2012 NCAA Division I Championship Game
WCWS Overall Statistics (as of Jun 07, 2012)
(All games Sorted by Earned run avg)

Player	era	w-l	app	gs	cg	sho	sv	ip	h	r	er	bb	so	2b	3b	hr	b/avg	wp	hp	bk
Bach, Hillary, ASU	0.00	1-0	1	1	1	1/0	0	7.0	4	0	0	1	2	0	0	0	.182	0	1	1
Mack,Brittany, LSU	0.70	1-0	3	1	1	1/0	0	10.0	6	1	1	6	9	0	0	0	.182	0	3	0
Ricketts, Keilani, OU	1.69	4-2	6	6	5	1/0	0	37.1	28	16	9	11	64	5	0	0	.201	7	9	0
Escobedo, Dallas, ASU	2.10	1-2	3	3	3	0/0	0	20.0	21	8	6	4	22	3	0	2	.269	1	0	0
Moore, Jessica,ORE	2.72	1-2	3	3	2	0/0	0	18.0	15	10	7	7	12	2	0	2	.224	1	1	0
Traina,Jackie, UA	3.00	5-1	6	6	6	0/0	0	42.0	35	20	18	24	45	1	2	6	.217	1	3	0
Henderson, Jolene, CAL	3.11	2-2	4	4	4	0/0	0	27.0	28	14	12	11	28	4	0	5	.262	1	2	1
Nevins,Sara, USF	3.39	0-2	2	2	0	0/0	0	10.1	6	6	5	6	13	2	1	1	.171	0	1	2
Renfroe,Ivy, TN	3.65	0-1	2	1	0	0/0	0	7.2	6	5	4	4	3	2	0	0	.222	0	2	0
Renfroe,Ellen, TN	3.94	0-1	2	1	0	0/0	0	5.1	5	3	3	4	4	2	0	1	.250	0	0	0
Fico,Rachele, LSU	5.60	0-2	2	2	0	0/0	0	10.0	12	10	8	6	8	2	0	1	.293	0	1	0

Hovinga, Karissa,ORE	0.00	0-0	1	0	0	0/0	0	2.0	0	0	0	0	2	0	0	0	.000	0	0	0
Richardson,Lindsey, USF	0.00	0-0	2	0	0	0/0	0	1.2	1	0	0	0	2	0	0	0	.167	0	1	0
Greiner,Sam, USF	0.00	0-0	1	0	0	0/0	0	0.0	0	0	0	1	0	0	0	0		0	1	0
Gascoigne, Michelle, OU	3.82	0-0	1	0	0	0/0	0	3.2	1	2	2	3	4	1	0	0	.077	0	1	0

PB - Shults, J. OU 3, Dawson UA 2, Peterson, A ORE1. Pickoffs - Freeman, A. ASU 1, Dawson UA 1.



2012 NCAA Division I Championship Game
WCWS Overall Statistics (as of Jun 07, 2012)
(All games Sorted by Fielding pct)



Player	c	po	a	e	fld%	dp	sba	csb	sba%	pb	ci
Shults, Jessica,OU	74	69	5	0	1.000	0	5	2	.714	3	0
Dawson,Kendall, UA	46	42	4	0	1.000	0	3	1	.750	2	0
Jones, Victoria, CAL	34	32	2	0	1.000	1	3	2	.600	0	0
Lockwood, Annie, ASU	26	24	2	0	1.000	3	0	0	.000	0	0
Freeman, Amber, ASU	26	25	1	0	1.000	0	3	0	1.000	0	0
Arioto, Valerie, CAL	21	20	1	0	1.000	0	0	0	.000	0	0
Fountain,Laura, USF	19	17	2	0	1.000	0	1	2	.333	0	0
Howard, Kaylan, ORE	19	6	13	0	1.000	2	0	0	.000	0	0
Cuico, Kailee, ORE	18	18	0	0	1.000	2	0	0	.000	0	0
Nieto, Christie, ORE	15	13	2	0	1.000	0	0	0	.000	0	0
Peterson, Alexa, ORE	15	14	1	0	1.000	0	4	1	.800	1	0
Supak,Dylan, LSU	14	14	0	0	1.000	0	0	0	.000	0	0
Boyd, Katelyn, ASU	13	10	3	0	1.000	2	0	0	.000	0	0
Wray,Tammy, LSU	12	2	10	0	1.000	0	0	0	.000	0	0
Brown,Melissa, TN	12	12	0	0	1.000	1	0	0	.000	0	0
Andrews,Ashley, TN	10	8	2	0	1.000	0	1	2	.333	0	0
Reid, Jamia, CAL	8	7	1	0	1.000	1	0	0	.000	0	0
Sampson, Erica, OU	7	6	1	0	1.000	0	0	0	.000	0	0
Pizer,Heidi, LSU	7	7	0	0	1.000	0	0	0	.000	0	0
Lunceford,Jazlyn, UA	7	7	0	0	1.000	0	0	0	.000	0	0
Shipman,Madison, TN	6	5	1	0	1.000	1	0	0	.000	0	0
Medina,Stephanie, USF	6	6	0	0	1.000	0	0	0	.000	0	0
Salvarola,Kourtney, USF	6	3	3	0	1.000	0	0	0	.000	0	0
Fenton,Jennifer, UA	6	6	0	0	1.000	0	0	0	.000	0	0
Johnson, Alix, ASU	6	6	0	0	1.000	1	0	0	.000	0	0
Gibson,Lauren, TN	5	2	3	0	1.000	0	0	0	.000	0	0
Lewis,Tory, TN	4	4	0	0	1.000	0	0	0	.000	0	0
Escobedo, Dallas, ASU	4	0	4	0	1.000	0	3	0	1.000	0	0
Renfroe,Ivy, TN	3	1	2	0	1.000	1	1	2	.333	0	0
Braud,Kayla, UA	3	3	0	0	1.000	0	0	0	.000	0	0
Nowell,Alexis, USF	3	2	1	0	1.000	0	0	0	.000	0	0
Caporuscio,Elizabeth, ASU	3	3	0	0	1.000	0	0	0	.000	0	0
Chambers, Lindsey, ORE	3	0	3	0	1.000	0	0	0	.000	0	0
Haro, Talor, ASU	3	3	0	0	1.000	0	0	0	.000	0	0
Takeda, Janie, ORE	3	3	0	0	1.000	0	0	0	.000	0	0
Davin,Melissa, TN	3	2	1	0	1.000	0	0	0	.000	0	0
Gascoigne, Michelle, OU	2	1	1	0	1.000	0	1	0	1.000	0	0
Turang, Brianna, OU	2	2	0	0	1.000	0	0	0	.000	0	0
Kafalas,Gina, USF	2	2	0	0	1.000	0	0	0	.000	0	0
Echavarria, Frani, CAL	2	2	0	0	1.000	0	0	0	.000	0	0
Mack,Brittany, LSU	2	1	1	0	1.000	0	4	1	.800	0	0
Vandever, Ali, OU	2	0	2	0	1.000	0	0	0	.000	0	0
Renfroe,Ellen, TN	2	2	0	0	1.000	0	0	0	.000	0	0
Heyward,Simone, LSU	1	0	1	0	1.000	0	0	0	.000	0	0
Allen, Allee, OU	1	1	0	0	1.000	0	0	0	.000	0	0
Kostreba, Breana, CAL	1	1	0	0	1.000	0	0	0	.000	0	0
Bach, Hillary, ASU	1	0	1	0	1.000	0	0	0	.000	0	0
Boulet,Alex, LSU	1	0	1	0	1.000	0	0	0	.000	0	0
Nevins,Sara, USF	1	0	1	0	1.000	0	1	2	.333	0	0
Dinelli,Sydney, USF	1	1	0	0	1.000	0	0	0	.000	0	0
Fico,Rachele, LSU	1	0	1	0	1.000	0	2	0	1.000	0	0
Reilly-Boccia,Cassie, UA	38	35	2	1	.974	0	0	0	.000	0	0
Chamberlain, Lauren, OU	28	25	2	1	.964	1	0	0	.000	0	0
Hunt,Kaila, UA	21	15	5	1	.952	0	0	0	.000	0	0
Casey,Georgia, OU	17	6	10	1	.941	0	0	0	.000	0	0
Williams, Jace,CAL	17	10	6	1	.941	2	0	0	.000	0	0
Parlich, Sam, ASU	17	7	9	1	.941	3	0	0	.000	0	0
Chambers, Kelsey, ORE	15	5	9	1	.933	2	0	0	.000	0	0
Conley,Courtney, UA	15	5	9	1	.933	0	0	0	.000	0	0
Cordes, Cheyenne, CAL	15	5	9	1	.933	0	0	0	.000	0	0
Henderson, Danielle, CAL	14	4	9	1	.929	0	0	0	.000	0	0
Russell,Morgan, LSU	25	22	1	2	.920	0	6	1	.857	0	0

Player	c	po	a	e	fld%	dp	sba	csb	sba%	pb	ci
Chavanne,Raven, TN	10	3	6	1	.900	0	0	0	.000	0	0
Vest, Jessica,OU	17	7	8	2	.882	1	0	0	.000	0	0
Hays,Danae, UA	24	12	9	3	.875	0	0	0	.000	0	0
Falcon,Allison, LSU	16	6	8	2	.875	0	0	0	.000	0	0
Traina,Jackie, UA	7	1	5	1	.857	0	3	1	.750	0	0
Moore, Jessica,ORE	7	1	5	1	.857	0	4	1	.800	0	0
Steele, Haley, ASU	13	3	8	2	.846	2	0	0	.000	0	0
Santos,Juliana, LSU	6	4	1	1	.833	0	0	0	.000	0	0
Henderson, Jolene, CAL	6	0	5	1	.833	0	3	2	.600	0	0
Langoni,Ashley, LSU	5	4	0	1	.800	0	0	0	.000	0	0
Ricketts, Keilani, OU	5	0	4	1	.800	0	4	2	.667	0	0
Mouse,Jessica,USF	5	3	1	1	.800	0	0	0	.000	0	0
Henson, Javen, OU	17	6	7	4	.765	0	0	0	.000	0	0
Richardson,Janine, USF	3	2	0	1	.667	0	0	0	.000	0	0
Pappas, Samantha, ORE	1	0	0	1	.000	0	0	0	.000	0	0
Dotson,Kat, TN	1	0	0	1	.000	0	0	0	.000	0	0
Juergens,Stephanie, USF	0	0	0	0	.000	0	0	0	.000	0	0
Afusia, Nikole, ASU	0	0	0	0	.000	0	0	0	.000	0	0
Akamine,Hannah, TN	0	0	0	0	.000	0	0	0	.000	0	0
Alcaraz,Rikki, LSU	0	0	0	0	.000	0	0	0	.000	0	0
Zambrana, Christina, ASU	0	0	0	0	.000	0	0	0	.000	0	0
Williams, Brittany, OU	0	0	0	0	.000	0	0	0	.000	0	0
Wigness, Bailey, ASU	0	0	0	0	.000	0	0	0	.000	0	0
Vonk, Britt, CAL	0	0	0	0	.000	0	0	0	.000	0	0
Trosclair,Cassie,LSU	0	0	0	0	.000	0	0	0	.000	0	0
Tarango,Cheyanne, TN	0	0	0	0	.000	0	0	0	.000	0	0
Sullivan, Jamie Rae, ORE	0	0	0	0	.000	0	0	0	.000	0	0
Spencer,Jadyn, UA	0	0	0	0	.000	0	0	0	.000	0	0
Richardson,Lindsey, USF	0	0	0	0	.000	0	0	0	.000	0	0
Richard,Danielle, UA	0	0	0	0	.000	0	0	0	.000	0	0
Reid, Elia, CAL	0	0	0	0	.000	0	0	0	.000	0	0
Patterson,Jordan, UA	0	0	0	0	.000	0	0	0	.000	0	0
Parsons, Callie, OU	0	0	0	0	.000	0	0	0	.000	0	0
Norris, Katie, OU	0	0	0	0	.000	0	0	0	.000	0	0
Muniz, Danielle, ASU	0	0	0	0	.000	0	0	0	.000	0	0
Melick, Hannah, ORE	0	0	0	0	.000	0	0	0	.000	0	0
McCasland,Kailey, LSU	0	0	0	0	.000	0	0	0	.000	0	0
Martinez, Destinee, OU	0	0	0	0	.000	0	0	0	.000	0	0
Locke,Amanda, UA	0	0	0	0	.000	0	0	0	.000	0	0
Kuhn,Ashleigh, LSU	0	0	0	0	.000	0	0	0	.000	0	0
Ketchum, Kayla, ASU	0	0	0	0	.000	0	0	0	.000	0	0
Andrews,AJ, LSU	0	0	0	0	.000	0	0	0	.000	0	0
Jackson,Kenshyra, USF	0	0	0	0	.000	0	0	0	.000	0	0
Iamurri,Ryan, UA	0	0	0	0	.000	0	0	0	.000	0	0
Hovinga, Karissa,ORE	0	0	0	0	.000	0	0	0	.000	0	0
Hammond,Whitney, TN	0	0	0	0	.000	0	0	0	.000	0	0
Greiner,Sam, USF	0	0	0	0	.000	0	0	0	.000	0	0
Goodrum, Sara,ORE	0	0	0	0	.000	0	0	0	.000	0	0
Goff,Courtney, USF	0	0	0	0	.000	0	0	0	.000	0	0
Goff,Ashli, USF	0	0	0	0	.000	0	0	0	.000	0	0
Devine,D'Anna, USF	0	0	0	0	.000	0	0	0	.000	0	0
Decker, Ashley, CAL	0	0	0	0	.000	0	0	0	.000	0	0
Davis,Keima, UA	0	0	0	0	.000	0	0	0	.000	0	0
Burger, Allie, ORE	0	0	0	0	.000	0	0	0	.000	0	0
Burchell,Shelby, TN	0	0	0	0	.000	0	0	0	.000	0	0
Branham,Jackey, UA	0	0	0	0	.000	0	0	0	.000	0	0
Blades,Jacee,LSU	0	0	0	0	.000	0	0	0	.000	0	0
Bell,Chaunsey, UA	0	0	0	0	.000	0	0	0	.000	0	0
Baker,Holly, TN	0	0	0	0	.000	0	0	0	.000	0	0
Aubrecht, Lucy, ASU	0	0	0	0	.000	0	0	0	.000	0	0
Applegate,Ashley, LSU	0	0	0	0	.000	0	0	0	.000	0	0



2012 NCAA Division I Championship Game
WCWS Batting Leaders (as of Jun 07, 2012)
(All games)



Hitting minimums - 1 Games 1.0 AB/Game
Pitching minimums - 1 Games 1.0 IP/Game

Batting avg

1.	Freeman, Amber-ASU	.500
2.	Martinez, Destinee-OU	.429
	Peterson, Alexa-ORE	.429
4.	Chamberlain, Lauren-OU	.400
	Traina,Jackie-UA	.400
	Davin,Melissa-TN	.400
7.	Fenton,Jennifer-UA	.364
	Haro, Talor-ASU	.364
9.	Shults, Jessica-OU	.353
10.	Braud,Kayla-UA	.348

Slugging pct

1.	Pappas, Samantha-ORE	1.111
2.	Davin,Melissa-TN	1.000
3.	Chamberlain, Lauren-OU	.950
4.	Freeman, Amber-ASU	.750
5.	Henderson, Danielle-CAL	.700
6.	Traina,Jackie-UA	.667
7.	Locke,Amanda-UA	.600
8.	Shults, Jessica-OU	.588
	Ricketts, Keilani-OU	.588
10.	Peterson, Alexa-ORE	.571

On base pct

1.	Freeman, Amber-ASU	.714
2.	Goff,Ashli-USF	.600
3.	Peterson, Alexa-ORE	.556
4.	Arioto, Valerie-CAL	.533
5.	Traina,Jackie-UA	.500
6.	Chamberlain, Lauren-OU	.455
	Ricketts, Keilani-OU	.455
8.	Locke,Amanda-UA	.444
9.	Martinez, Destinee-OU	.429
	Shults, Jessica-OU	.429

Runs scored

1.	Chamberlain, Lauren-OU	6
2.	Martinez, Destinee-OU	4
	Hunt,Kaila-UA	4
	Braud,Kayla-UA	4
	Ricketts, Keilani-OU	4
6.	8 tied at.....	3

Hits

1.	Martinez, Destinee-OU	9
2.	Braud,Kayla-UA	8
	Fenton,Jennifer-UA	8
	Chamberlain, Lauren-OU	8
5.	Turang, Brianna-OU	6
	Shults, Jessica-OU	6
	Traina,Jackie-UA	6
8.	Ricketts, Keilani-OU	5
	Locke,Amanda-UA	5
10.	3 tied at.....	4

Runs batted in

1.	Shults, Jessica-OU	8
2.	Chamberlain, Lauren-OU	7
3.	Traina,Jackie-UA	6
4.	Locke,Amanda-UA	5
5.	Ricketts, Keilani-OU	4
6.	6 tied at.....	3

Doubles

1.	Freeman, Amber-ASU	2
	Howard, Kaylan-ORE	2
	Chamberlain, Lauren-OU	2
4.	18 tied at.....	1

Triples

1.	Ricketts, Keilani-OU	1
	Martinez, Destinee-OU	1
	Turang, Brianna-OU	1

Home runs

1.	Chamberlain, Lauren-OU	3
2.	Pappas, Samantha-ORE	2
3.	13 tied at.....	1

Total bases

1.	Chamberlain, Lauren-OU	19
2.	Martinez, Destinee-OU	11
3.	Traina,Jackie-UA	10
	Pappas, Samantha-ORE	10
	Shults, Jessica-OU	10
	Ricketts, Keilani-OU	10
7.	Locke,Amanda-UA	9
	Braud,Kayla-UA	9
9.	Fenton,Jennifer-UA	8
	Turang, Brianna-OU	8

Walks

1.	Arioto, Valerie-CAL	7
2.	Freeman, Amber-ASU	6
3.	Casey,Georgia-OU	5
4.	Ricketts, Keilani-OU	4
5.	Hunt,Kaila-UA	3
	Traina,Jackie-UA	3
	Reilly-Boccia,Cassie-UA	3
	Goff,Ashli-USF	3
9.	18 tied at.....	2

Hit by pitch

1.	Nieto, Christie-ORE	2
	Norris, Katie-OU	2
	Lunceford,Jazlyn-UA	2
	Hunt,Kaila-UA	2
	Echavarria, Frani-CAL	2
	Santos,Juliana-LSU	2
7.	14 tied at.....	1

Sac bunts

1.	13 tied at.....	1

Sac flies

1.	Dawson,Kendall-UA	1
	Shults, Jessica-OU	1
	Hunt,Kaila-UA	1
	Echavarria, Frani-CAL	1
	Falcon,Allison-LSU	1

Stolen bases

1.	Reid, Jamia-CAL	4
2.	Arioto, Valerie-CAL	2
	Johnson, Alix-ASU	2
4.	18 tied at.....	1

Total plate appearances

1.	Braud,Kayla-UA	24
	Casey,Georgia-OU	24
3.	Fenton,Jennifer-UA	23
4.	Chamberlain, Lauren-OU	22
	Turang, Brianna-OU	22
	Hunt,Kaila-UA	22
	Ricketts, Keilani-OU	22
	Martinez, Destinee-OU	22
9.	Shults, Jessica-OU	21
10.	4 tied at.....	19

At bats

1.	Braud,Kayla-UA	23
2.	Fenton,Jennifer-UA	22
3.	Martinez, Destinee-OU	21
4.	Chamberlain, Lauren-OU	20
	Turang, Brianna-OU	20
6.	Casey,Georgia-OU	19
7.	Shults, Jessica-OU	17
	Ricketts, Keilani-OU	17
9.	Hunt,Kaila-UA	16
	Sampson, Erica-OU	16

Steal attempts

1.	Reid, Jamia-CAL	4
2.	Arioto, Valerie-CAL	2
	Braud,Kayla-UA	2
	Johnson, Alix-ASU	2
	Vandever, Ali-OU	2
	Turang, Brianna-OU	2
	Fenton,Jennifer-UA	2
8.	21 tied at.....	1

Strikeouts

1.	Henson, Javen-OU	10
2.	Johnson, Alix-ASU	7
3.	Fenton,Jennifer-UA	6
	Braud,Kayla-UA	6
	Locke,Amanda-UA	6
	Chamberlain, Lauren-OU	6
	Reilly-Boccia,Cassie-UA	6
	Norris, Katie-OU	6
9.	6 tied at.....	5

Caught stealing

1.	11 tied at.....	1

Grounded into DP

1.	Langoni,Ashley-LSU	1
	Burchell,Shelby-TN	1
	Russell,Morgan-LSU	1
	Salvarola,Kourtney-USF	1
	Shipman,Madison-TN	1
	Traina,Jackie-UA	1
	Hunt,Kaila-UA	1



2012 NCAA Division I Championship Game
WCWS Pitching Leaders (as of Jun 07, 2012)
(All games)



Hitting minimums - 1 Games 1.0 AB/Game
Pitching minimums - 1 Games 1.0 IP/Game

Earned run avg

1.	Bach, Hillary-ASU	0.00
2.	Mack,Brittany-LSU	0.70
3.	Ricketts, Keilani-OU	1.69
4.	Escobedo, Dallas-ASU	2.10
5.	Moore, Jessica-ORE	2.72
6.	Traina,Jackie-UA	3.00
7.	Henderson, Jolene-CAL	3.11
8.	Nevins,Sara-USF	3.39
9.	Renfroe,Ivy-TN	3.65
10.	Renfroe,Ellen-TN	3.94

Opposing bat avg

1.	Nevins,Sara-USF	.171
2.	Mack,Brittany-LSU	.182
	Bach, Hillary-ASU	.182
4.	Ricketts, Keilani-OU	.201
5.	Traina,Jackie-UA	.217
6.	Renfroe,Ivy-TN	.222
7.	Moore, Jessica-ORE	.224
8.	Renfroe,Ellen-TN	.250
9.	Henderson, Jolene-CAL	.262
10.	Escobedo, Dallas-ASU	.269

Innings pitched

1.	Traina,Jackie-UA	42.0
2.	Ricketts, Keilani-OU	37.1
3.	Henderson, Jolene-CAL	27.0
4.	Escobedo, Dallas-ASU	20.0
5.	Moore, Jessica-ORE	18.0
6.	Nevins,Sara-USF	10.1
7.	Mack,Brittany-LSU	10.0
	Fico,Rachele-LSU	10.0
9.	Renfroe,Ivy-TN	7.2
10.	Bach, Hillary-ASU	7.0

Batters struck out

1.	Ricketts, Keilani-OU	64
2.	Traina,Jackie-UA	45
3.	Henderson, Jolene-CAL	28
4.	Escobedo, Dallas-ASU	22
5.	Nevins,Sara-USF	13
6.	Moore, Jessica-ORE	12
7.	Mack,Brittany-LSU	9
8.	Fico,Rachele-LSU	8
9.	Renfroe,Ellen-TN	4
	Gascoigne, Michelle-OU	4

Batters SO out looking

1.	Ricketts, Keilani-OU	15
2.	Traina,Jackie-UA	12
3.	Henderson, Jolene-CAL	9
4.	Nevins,Sara-USF	4
5.	Moore, Jessica-ORE	3
	Escobedo, Dallas-ASU	3
	Fico,Rachele-LSU	3
8.	Renfroe,Ellen-TN	2
9.	Bach, Hillary-ASU	1

Wins

1.	Traina,Jackie-UA	5
2.	Ricketts, Keilani-OU	4
3.	Henderson, Jolene-CAL	2
4.	Mack,Brittany-LSU	1
	Bach, Hillary-ASU	1
	Moore, Jessica-ORE	1
	Escobedo, Dallas-ASU	1

Saves

Appearances

1.	Traina,Jackie-UA	6
	Ricketts, Keilani-OU	6
3.	Henderson, Jolene-CAL	4
4.	Escobedo, Dallas-ASU	3
	Mack,Brittany-LSU	3
	Moore, Jessica-ORE	3
7.	5 tied at.....	2

Games started

1.	Ricketts, Keilani-OU	6
	Traina,Jackie-UA	6
3.	Henderson, Jolene-CAL	4
4.	Moore, Jessica-ORE	3
	Escobedo, Dallas-ASU	3
6.	Nevins,Sara-USF	2
	Fico,Rachele-LSU	2
8.	4 tied at.....	1

Games finished

1.	Mack,Brittany-LSU	2
2.	Richardson,Lindsey-USF	1
	Hovinga, Karissa-ORE	1
	Gascoigne, Michelle-OU	1
	Renfroe,Ivy-TN	1
	Greiner,Sam-USF	1
	Renfroe,Ellen-TN	1

Games in relief

1.	Richardson,Lindsey-USF	2
	Mack,Brittany-LSU	2
3.	Gascoigne, Michelle-OU	1
	Hovinga, Karissa-ORE	1
	Renfroe,Ellen-TN	1
	Renfroe,Ivy-TN	1
	Greiner,Sam-USF	1

Sac bunts allowed

1.	Traina,Jackie-UA	5
2.	Ricketts, Keilani-OU	2
	Escobedo, Dallas-ASU	2
4.	Fico,Rachele-LSU	1
	Mack,Brittany-LSU	1
	Henderson, Jolene-CAL	1
	Moore, Jessica-ORE	1

Sac flies allowed

1.	Ricketts, Keilani-OU	2
2.	Richardson,Lindsey-USF	1
	Fico,Rachele-LSU	1
	Traina,Jackie-UA	1

Losses

1.	Ricketts, Keilani-OU	2
	Nevins,Sara-USF	2
	Fico,Rachele-LSU	2
	Escobedo, Dallas-ASU	2
	Moore, Jessica-ORE	2
	Henderson, Jolene-CAL	2
7.	Renfroe,Ivy-TN	1
	Renfroe,Ellen-TN	1
	Traina,Jackie-UA	1

Runners picked off

1.	Freeman, Amber-ASU	1
	Dawson,Kendall-UA	1

Wild pitches

1.	Ricketts, Keilani-OU	7
2.	Traina,Jackie-UA	1
	Moore, Jessica-ORE	1
	Escobedo, Dallas-ASU	1
	Henderson, Jolene-CAL	1

Balks

1.	Nevins,Sara-USF	2
2.	Henderson, Jolene-CAL	1
	Bach, Hillary-ASU	1

Hit batters

1.	Ricketts, Keilani-OU	9
2.	Mack,Brittany-LSU	3
	Traina,Jackie-UA	3
4.	Henderson, Jolene-CAL	2
	Renfroe,Ivy-TN	2
6.	7 tied at.....	1

Intentional BBallowed

1.	Ricketts, Keilani-OU	1

Hits allowed

1.	Bach, Hillary-ASU	4
2.	Renfroe,Ellen-TN	5
3.	Renfroe,Ivy-TN	6
	Mack,Brittany-LSU	6
	Nevins,Sara-USF	6
6.	Fico,Rachele-LSU	12
7.	Moore, Jessica-ORE	15
8.	Escobedo, Dallas-ASU	21
9.	Henderson, Jolene-CAL	28
	Ricketts, Keilani-OU	28

Runsallowed

1.	Bach, Hillary-ASU	0
2.	Mack,Brittany-LSU	1
3.	Renfroe,Ellen-TN	3
4.	Renfroe,Ivy-TN	5
5.	Nevins,Sara-USF	6
6.	Escobedo, Dallas-ASU	8
7.	Moore, Jessica-ORE	10
	Fico,Rachele-LSU	10
9.	Henderson, Jolene-CAL	14
10.	Ricketts, Keilani-OU	16

Earned runs allowed

1.	Bach, Hillary-ASU	0
2.	Mack,Brittany-LSU	1
3.	Renfroe,Ellen-TN	3
4.	Renfroe,Ivy-TN	4
5.	Nevins,Sara-USF	5
6.	Escobedo, Dallas-ASU	6
7.	Moore, Jessica-ORE	7
8.	Fico,Rachele-LSU	8
9.	Ricketts, Keilani-OU	9
10.	Henderson, Jolene-CAL	12

Walks allowed

1.	Bach, Hillary-ASU	1
2.	Renfroe,Ellen-TN	4
	Escobedo, Dallas-ASU	4
	Renfroe,Ivy-TN	4
5.	Fico,Rachele-LSU	6
	Mack,Brittany-LSU	6
	Nevins,Sara-USF	6
8.	Moore, Jessica-ORE	7
9.	Ricketts, Keilani-OU	11
	Henderson, Jolene-CAL	11

Doubles allowed

1.	Bach, Hillary-ASU	0
	Mack,Brittany-LSU	0
3.	Traina,Jackie-UA	1
4.	Renfroe,Ivy-TN	2
	Fico,Rachele-LSU	2
	Moore, Jessica-ORE	2
	Nevins,Sara-USF	2
	Renfroe,Ellen-TN	2
9.	Escobedo, Dallas-ASU	3
10.	Henderson, Jolene-CAL	4

Triples allowed

1.	Bach, Hillary-ASU	0
	Mack,Brittany-LSU	0
	Ricketts, Keilani-OU	0
	Renfroe,Ivy-TN	0
	Fico,Rachele-LSU	0
	Moore, Jessica-ORE	0
	Henderson, Jolene-CAL	0
	Renfroe,Ellen-TN	0
	Escobedo, Dallas-ASU	0
10.	Nevins,Sara-USF	1

Home runs allowed

1.	Bach, Hillary-ASU	0
	Mack,Brittany-LSU	0
	Ricketts, Keilani-OU	0
	Renfroe,Ivy-TN	0
5.	Fico,Rachele-LSU	1
	Nevins,Sara-USF	1
	Renfroe,Ellen-TN	1
8.	Moore, Jessica-ORE	2
	Escobedo, Dallas-ASU	2
10.	Henderson, Jolene-CAL	5



2012 NCAA Division I Championship Game
WCWS Fielding Leaders (as of Jun 07, 2012)
(All games)



Hitting minimums - 1 Games
Pitching minimums - 1 Games 1.0 IP/Game

Fielding pct

1.	Shults, Jessica-OU	1.000
	Dawson,Kendall-UA	1.000
	Jones, Victoria-CAL	1.000
	Freeman, Amber-ASU	1.000
	Lockwood, Annie-ASU	1.000
	Arioto, Valerie-CAL	1.000
	Fountain,Laura-USF	1.000
	Howard, Kaylan-ORE	1.000
	Cuico, Kailee-ORE	1.000
	Nieto, Christie-ORE	1.000

Chances

1.	Shults, Jessica-OU	74
2.	Dawson,Kendall-UA	46
3.	Reilly-Boccia,Cassie-UA	38
4.	Jones, Victoria-CAL	34
5.	Chamberlain, Lauren-OU	28
6.	Lockwood, Annie-ASU	26
	Freeman, Amber-ASU	26
8.	Russell,Morgan-LSU	25
9.	Hays,Danae-UA	24
10.	2 tied at.....	21

Putouts

1.	Shults, Jessica-OU	69
2.	Dawson,Kendall-UA	42
3.	Reilly-Boccia,Cassie-UA	35
4.	Jones, Victoria-CAL	32
5.	Chamberlain, Lauren-OU	25
	Freeman, Amber-ASU	25
7.	Lockwood, Annie-ASU	24
8.	Russell,Morgan-LSU	22
9.	Arioto, Valerie-CAL	20
10.	Cuico, Kailee-ORE	18

Assists

1.	Howard, Kaylan-ORE	13
2.	Wray,Tammy-LSU	10
	Casey, Georgia-OU	10
4.	Cordes, Cheyenne-CAL	9
	Chambers, Kelsey-ORE	9
	Henderson, Danielle-CAL	9
	Hays,Danae-UA	9
	Parlich, Sam-ASU	9
	Conley,Courtney-UA	9
10.	3 tied at.....	8

Fielding double plays

1.	Lockwood, Annie-ASU	3
	Parlich, Sam-ASU	3
3.	Steele, Haley-ASU	2
	Boyd, Katelyn-ASU	2
	Williams, Jace-CAL	2
	Howard, Kaylan-ORE	2
	Cuico, Kailee-ORE	2
	Chambers, Kelsey-ORE	2
9.	8 tied at.....	1

Passedballs

1.	Shults, Jessica-OU	3
2.	Dawson,Kendall-UA	2
3.	Peterson, Alexa-ORE	1

Catchers interference

Steal attempts against

1.	Shults, Jessica-OU	7
	Russell,Morgan-LSU	7
3.	Ricketts, Keilani-OU	6
4.	Henderson, Jolene-CAL	5
	Peterson, Alexa-ORE	5
	Moore, Jessica-ORE	5
	Jones, Victoria-CAL	5
	Mack,Brittany-LSU	5
9.	Traina,Jackie-UA	4
	Dawson,Kendall-UA	4

Stolen bases against

1.	Russell,Morgan-LSU	6
2.	Shults, Jessica-OU	5
3.	Ricketts, Keilani-OU	4
	Peterson, Alexa-ORE	4
	Mack,Brittany-LSU	4
	Moore, Jessica-ORE	4
7.	6 tied at.....	3

Caught stealing by

1.	Renfroe,Ivy-TN	2
	Nevins,Sara-USF	2
	Jones, Victoria-CAL	2
	Ricketts, Keilani-OU	2
	Fountain,Laura-USF	2
	Andrews,Ashley-TN	2
	Henderson, Jolene-CAL	2
	Shults, Jessica-OU	2
9.	6 tied at.....	1

Errors

1.	Henson, Javen-OU	4
2.	Hays,Danae-UA	3
3.	Vest, Jessica-OU	2
	Russell,Morgan-LSU	2
	Falcon,Allison-LSU	2
	Steele, Haley-ASU	2
7.	21 tied at.....	1

2012 Women's College World Series
#4 Oklahoma vs #3 Alabama
Jun 04, 2012 at Oklahoma City, Okla. (Hall of Fame Stadium)

Oklahoma 4 (54-8)

Player	ab	r	h	rbi	bb	so	po	a	lob	avg
Casey,Georgia 2b	4	0	0	0	1	2	0	0	5	.349
Martinez, Destinee cf	4	1	2	0	0	0	0	0	3	.351
Chamberlain, Lauren 1b	3	1	1	0	1	1	4	0	0	.354
Ricketts, Keilani p	4	1	1	0	0	0	0	1	0	.395
Vandever, Ali pr	0	1	0	0	0	0	0	0	0	.167
Shults, Jessicac	3	0	1	2	0	0	11	1	3	.381
Parsons,Callie pr	0	0	0	0	0	0	0	0	0	.000
Norris, Katie dp	3	0	2	1	0	1	0	0	0	.333
Turang, Brianna lf	4	0	2	1	0	0	1	0	1	.359
Sampson, Erica rf	2	0	1	0	1	0	2	1	0	.198
Henson, Javen 3b	3	0	1	0	1	2	1	1	0	.239
Vest, Jessicass	0	0	0	0	0	0	2	0	0	.111
Totals	30	4	11	4	4	6	21	4	12	

Alabama 1 (58-8)

Player	ab	r	h	rbi	bb	so	po	a	lob	avg
Braud,Kayla lf	4	0	1	0	0	2	1	0	0	.354
Fenton,Jennifer cf	4	0	2	0	0	1	2	0	0	.392
Hunt,Kaila ss	4	0	0	0	0	2	3	0	2	.311
Traina,Jackie p	2	1	1	0	1	1	0	1	1	.312
Reilly-Boccia,Cassie1b	2	0	0	0	0	1	3	1	0	.340
Locke,Amanda dp	3	0	0	0	0	3	0	0	0	.306
Dawson,Kendall c	2	0	1	1	0	0	6	1	1	.244
Davis,Keima pr	0	0	0	0	0	0	0	0	0	.286
Conley,Courtney 3b	2	0	0	0	0	0	1	0	0	.282
Lunceford,Jazlyn rf	2	0	0	0	0	1	0	0	2	.329
Branham,Jackey ph	1	0	0	0	0	1	0	0	2	.250
Hays,Danae 2b	0	0	0	0	0	0	5	1	0	.253
Totals	26	1	5	1	1	12	21	4	8	

Score by Innings	1	2	3	4	5	6	7	R	H	E
Oklahoma	0	0	0	0	2	2	0	**4**	**11**	**2**
Alabama	0	0	0	1	0	0	0	**1**	**5**	**2**

E - Ricketts, K.(8); Vest, J.(10); Hays 2(16). LOB - Oklahoma 12; Alabama 8. 2B - Henson, J.(7). HBP - Boccia; Conley. SH - Norris, K.(2); Sampson, E.(1). SF - Shults, J.(3); Dawson(2). SB - Ricketts, K.(6). CS - Turang, B.(6).

Oklahoma	ip	h	r	er	bb	so	ab	bf	np	era
Ricketts, Keilani	7.0	5	1	1	1	12	26	30	111	0.99

Alabama	ip	h	r	er	bb	so	ab	bf	np	era
Traina,Jackie	7.0	11	4	2	4	6	30	37	150	1.71

Win - Ricketts, K. (37-7). Loss - Traina (40-3). Save - None.
WP - Ricketts, K.(15). HBP - by Ricketts, K. (Boccia); by Ricketts, K. (Conley). Inherited runners/scored: None.
Pitches/strikes: Ricketts, K. 111/81; Traina 150/92.

Umpires - HP: Christie Cornwell 1B: Steve McCown 3B: Kevin Davis
Start: 7:06 pm Time: 2:37 Attendance: 8197
Weather: partly cloudy, 90, E 9 mph

2012 Women's College World Series
#4 Oklahoma vs #3 Alabama
Jun 04, 2012 at Oklahoma City, Okla. (Hall of Fame Stadium)

Score by Innings	1	2	3	4	5	6	7	R	H	E
Oklahoma	0	0	0	0	2	2	0	4	11	2
Alabama	0	0	0	1	0	0	0	1	5	2

Oklahoma starters: 42/2b Casey, G.; 0/cf Martinez, D.; 44/1b Chamberlain; 10/p Ricketts, K.; 18/c Shults, J.; 33/dp Norris, K.; 2/lf Turang, B.; 63/rf Sampson, E.; 7/3b Henson, J.; 27/ss Vest, J.;
Alabama starters: 1/lf Braud; 7/cf Fenton; 10/ss Hunt; 33/p Traina; 18/1b Boccia; 22/dp Locke; 12/c Dawson; 9/3b Conley; 2/rf Lunceford; 15/2b Hays;

Oklahoma 1st - Casey, G. struck out looking (1-2 KKBK). Martinez, D. singled to left field (0-0). Chamberlain singled through the left side (2-2 BFKBF); Martinez, D. advanced to second. Ricketts, K. flied out to lf (2-2 BKKBFF). Shults, J. popped up to 2b (1-1 SB). 0 runs, 2 hits, 0 errors, 2 LOB.

Alabama 1st - Braud struck out swinging (3-2 BKBBSS). Fenton struck out swinging (1-2 BSKS). Hunt struck out swinging (1-2 BSFS). 0 runs, 0 hits, 0 errors, 0 LOB.

Oklahoma 2nd - Norris, K. singled down the rf line (2-2 KBBS). Vest, J. pinch ran for Norris, K.. / for Vest, J.. Turang, B. singled through the left side (2-0 BB); Vest, J. advanced to second. Sampson, E. out at first 1b to 2b, SAC, bunt (0-0); Turang, B. advanced to second; Vest, J. advanced to third. Henson, J. struck out swinging (1-2 SBFFFFS). Casey, G. struck out swinging (1-2 KBFS). 0 runs, 2 hits, 0 errors, 2 LOB.

Alabama 2nd - Norris, K. to dp for Vest, J.. Vest, J. to ss. Traina walked (3-1 BBFBB). Hays pinch ran for Traina. / for Hays. Boccia struck out swinging (0-2 SSS). Locke struck out swinging (1-2 BKSS). Dawson grounded out to p (0-2 FK). 0 runs, 0 hits, 0 errors, 1 LOB.

Oklahoma 3rd - Traina to p for Hays. Hays to 2b. Martinez, D. singled to left center (0-0). Chamberlain popped up to 1b (2-1 BBK). Ricketts, K. popped up to 2b (2-2 FBKBF). Shults, J. grounded out to 1b unassisted (0-0). 0 runs, 1 hit, 0 errors, 1 LOB.

Alabama 3rd - Conley flied out to rf (0-1 F). Lunceford reached on a throwing error by p (2-1 KBB). Braud singled through the right side (1-2 BSK); Lunceford advanced to second, out at third rf to 3b. Fenton singled to second base (0-2 KF); Braud advanced to second. Hunt struck out swinging (0-2 SKS). 0 runs, 2 hits, 1 error, 2 LOB.

Oklahoma 4th - Norris, K. struck out looking (0-2 SFK). Turang, B. singled to third base (1-0 B). Turang, B. out at second c to ss, caught stealing. Sampson, E. walked (3-1 BSBBB). Henson, J. doubled to left center (2-2 SBFB); Sampson, E. advanced to third. Casey, G. walked (3-2 KBBKBFFFB). Martinez, D. flied out to cf (2-1 BFB). 0 runs, 2 hits, 0 errors, 3 LOB.

Alabama 4th - Traina singled through the left side (2-2 BKBF). Boccia hit by pitch (2-2 KBK); Traina advanced to second. Boccia advanced to second; Traina advanced to third on a wild pitch. Locke struck out swinging, out at first c to 1b (2-2 BKFBFFFS). Dawson flied out to rf, SF, RBI (0-2 FF); Boccia advanced to third; Traina scored. Conley hit by pitch (2-0 B). Lunceford struck out swinging (0-2 KKS). 1 run, 1 hit, 0 errors, 2 LOB.

Oklahoma 5th - Chamberlain walked (3-2 KBKBBFB). Ricketts, K. singled to left center, advanced to second on the throw (0-1 F); Chamberlain advanced to third. Shults, J. flied out to cf, SF, RBI (0-1 K); Chamberlain scored. Vandever, A. pinch ran for Ricketts, K.. Norris, K. singled through the left side (0-0); Vandever, A. advanced to third. Turang, B. reached on a fielder's choice, RBI (3-1 BKBB); Norris, K. out at second 2b to ss; Vandever, A. scored. Sampson, E. singled to left center, advanced to second on the throw (1-1 BK); Turang, B. advanced to third. Henson, J. walked (3-2 KBBKBB). Casey, G. grounded out to 1b unassisted (1-2 KBF). 2 runs, 3 hits, 0 errors, 3 LOB.

Alabama 5th - Ricketts, K. to p for Vandever, A.. Braud grounded out to 1b unassisted (1-2 BKK). Fenton singled, bunt (0-1 K). Hunt popped up to ss (2-2 KBBS). Traina struck out swinging (0-2 FFS). 0 runs, 1 hit, 0 errors, 1 LOB.

Oklahoma 6th - Martinez, D. reached on a throwing error by 2b, advanced to second (1-0 B). Chamberlain struck out swinging (2-2 BKBKFFS). Ricketts, K. reached on a fielding error by 2b (0-0); Martinez, D. advanced to third. Ricketts, K. stole second. Shults, J. singled to left field, RBI (3-2 KBBBK); Ricketts, K. advanced to third; Martinez, D. scored, unearned. Parsons, C. pinch ran for Shults, J.. Norris, K. out at first p to 2b, SAC, bunt, RBI (2-1 BBF); Parsons, C. advanced to second; Ricketts, K. scored, unearned. Turang, B. fouled out to ss (2-1 BKB). 2 runs, 1 hit, 2 errors, 1 LOB.

Alabama 6th - Shults, J. to c for Parsons, C.. Boccia lined out to ss (3-2 KBBBFF). Locke struck out swinging (0-2 KKS). Dawson singled down the rf line (0-0). Davis pinch ran for Dawson. Conley reached on a fielding error by ss (0-0); Davis advanced to second. Branham pinch hit for Lunceford. Branham struck out swinging (1-2 SFBS). 0 runs, 1 hit, 1 error, 2 LOB.

Oklahoma 7th - Dawson to c for Davis. Lunceford to rf for Branham. Sampson, E. lined out to 3b (1-0 B). Henson, J. struck out looking (3-2 BKBBKFFK). Casey, G. popped up to 2b (2-2 FBBF). 0 runs, 0 hits, 0 errors, 0 LOB.

Alabama 7th - Braud struck out swinging (0-2 KSS). Fenton grounded out to 3b (0-1 K). Hunt flied out to lf (2-2 FBFBF). 0 runs, 0 hits, 0 errors, 0 LOB.

2012 Women's College World Series
#3 Alabama vs #4 Oklahoma
Jun 05, 2012 at Oklahoma City, Okla. (Hall of Fame Stadium)

Alabama 8 (59-8)

Player	ab	r	h	rbi	bb	so	po	a	lob	avg
Braud,Kayla lf	4	1	0	0	0	3	1	0	0	.347
Fenton,Jennifer cf	5	1	1	0	0	2	1	0	2	.387
Hunt,Kaila ss	0	1	0	1	1	0	1	0	0	.311
Traina,Jackie p	4	1	2	3	0	0	0	2	0	.319
Iamurri,Ryan pr	0	0	0	0	0	0	0	0	0	.375
Reilly-Boccia,Cassie1b	2	1	0	0	2	2	7	1	1	.335
Dawson,Kendall c	2	1	0	0	1	0	7	1	4	.239
Richard,Danielle pr	0	0	0	0	0	0	0	0	0	.256
Locke,Amanda dp	2	0	1	3	0	0	0	0	0	.309
Davis,Keima pr	1	1	0	0	0	1	0	0	0	.278
Conley,Courtney 3b	2	0	0	0	0	1	1	1	1	.277
Spencer,Jadyn ph	1	0	0	0	0	0	0	0	0	.303
Lunceford,Jazlyn rf	3	1	0	0	0	0	2	0	1	.323
Hays,Danae 2b	0	0	0	0	0	0	1	0	0	.253
Totals	26	8	4	7	4	9	21	5	9	

Oklahoma 6 (54-9)

Player	ab	r	h	rbi	bb	so	po	a	lob	avg
Casey,Georgia 2b	4	1	1	0	0	1	2	1	2	.346
Martinez, Destinee cf	3	1	2	0	0	0	0	0	2	.355
Chamberlain, Lauren 1b	4	1	1	1	0	1	3	2	0	.352
Ricketts, Keilani p	2	1	1	0	2	0	0	0	0	.396
Shults, Jessicac	3	1	2	4	0	0	10	1	2	.385
Norris, Katie dp	3	0	0	0	0	1	0	0	3	.323
Vandever, Ali 3b	0	0	0	0	0	0	0	2	0	.167
Parsons,Callie pr	0	0	0	0	0	0	0	0	0	.000
Allen, Allee 1b	1	0	0	0	0	1	1	0	0	.227
Turang, Brianna lf	3	1	2	0	0	0	0	0	0	.365
Sampson, Erica rf	4	0	0	1	0	1	2	0	0	.189
Henson, Javen 3b	2	0	0	0	1	2	2	1	0	.236
Williams, Brittany ph	1	0	0	0	0	1	0	0	0	.275
Vest, Jessicass	0	0	0	0	0	0	0	1	0	.111
Gascoigne,Michelle p	0	0	0	0	0	0	1	1	0	-
Totals	30	6	9	6	3	8	21	9	9	

Score by Innings	1	2	3	4	5	6	7	R	H	E
Alabama	0	4	0	4	0	0	0	**8**	**4**	**2**
Oklahoma	1	0	0	0	0	0	5	**6**	**9**	**2**

E - Traina(4); Conley(5); Henson, J. 2(17). LOB - Alabama 9; Oklahoma 9. 2B - Traina(7); Locke(8). 3B - Martinez, D.(1); Turang, B.(2). HR - Shults, J.(20). HBP - Braud; Hunt 2; Dawson; Locke; Lunceford; Shults, J.. SH - Conley(3); Martinez, D.(5); Turang, B.(11). SF - Hunt(7). SB - Fenton(44); Iamurri(2).

Alabama	ip	h	r	er	bb	so	ab	bf	np	era
Traina,Jackie	7.0	9	6	6	3	8	30	36	149	1.81

Oklahoma	ip	h	r	er	bb	so	ab	bf	np	era
Ricketts, Keilani	3.1	3	6	2	1	5	13	21	78	1.03
Gascoigne, Michelle	3.2	1	2	2	3	4	13	17	74	1.57

Win - Traina (41-3). Loss - Ricketts, K. (37-8). Save - None.
HBP - by Ricketts, K. (Hunt); by Ricketts, K. (Lunceford); by Ricketts, K. (Hunt); by Ricketts, K. (Dawson); by Traina (Shults, J.); by Ricketts, K. (Braud); by Gascoigne, M (Locke). PB - Shults, J. 2(8). Inherited runners/scored: Gascoigne, M 1/1. Pitches/strikes: Traina 149/91; Ricketts, K. 78/51; Gascoigne, M 74/42.

Umpires - HP: Willie Newman 1B: Chad Stears 3B: Christie Cornwell
Start: 7:06 pm Time: 2:53 Attendance: 8385
Weather: partly cloudy, 82, SW 17 mph

2012 Women's College World Series
#3 Alabama vs #4 Oklahoma
Jun 05, 2012 at Oklahoma City, Okla. (Hall of Fame Stadium)

Score by Innings	1	2	3	4	5	6	7	R	H	E
Alabama	0	4	0	4	0	0	0	8	4	2
Oklahoma	1	0	0	0	0	0	5	6	9	2

Alabama starters: 1/lf Braud; 7/cf Fenton; 10/ss Hunt; 33/p Traina; 18/1b Boccia; 12/c Dawson; 22/dp Locke; 9/3b Conley; 2/rf Lunceford; 15/2b Hays;
Oklahoma starters: 42/2b Casey, G.; 0/cf Martinez, D.; 44/1b Chamberlain; 10/p Ricketts, K.; 18/c Shults, J.; 33/dp Norris, K.; 2/lf Turang, B.; 63/rf Sampson, E.; 7/3b Henson, J.; 27/ss Vest, J.;

Alabama 1st - Braud struck out looking (2-2 BBKKK). Fenton struck out swinging (1-2 BKSFFFFS). Hunt hit by pitch (1-0). Traina singled to right field (0-0); Hunt advanced to second. Boccia walked (3-1 BBFBB); Traina advanced to second; Hunt advanced to third. Dawson grounded out to 2b (0-2 SS). 0 runs, 1 hit, 0 errors, 3 LOB.

Oklahoma 1st - Casey, G. singled to left center (2-1 BFB). Martinez, D. out at first 1b to 2b, SAC, bunt (0-1 F); Casey, G. advanced to second. Chamberlain struck out swinging (2-2 FBSFBFS). Ricketts, K. walked (3-1 BBBKB). Shults, J. singled to left center, RBI (2-2 SKBBF); Ricketts, K. advanced to second; Casey, G. scored. Norris, K. struck out swinging (3-2 KKBBBS). 1 run, 2 hits, 0 errors, 2 LOB.

Alabama 2nd - Locke reached on a fielding error by 3b (0-1 S). Davis pinch ran for Locke. Conley out at first 1b to 2b, SAC, bunt (1-1 BS); Davis advanced to second. Lunceford hit by pitch (2-1 BF). Braud struck out swinging (0-2 KFFS). Lunceford advanced to second; Davis advanced to third on a passed ball. Fenton reached on a fielder's choice (2-1 FBB); Lunceford advanced to third on an error by 3b, assist by ss; Davis scored, unearned. Fenton stole second. Hunt hit by pitch (3-2 BKSBF). Traina doubled to left center, 3 RBI (2-2 BKSFB); Hunt scored, unearned; Fenton scored, unearned; Lunceford scored, unearned. Boccia struck out looking (0-2 FFK). 4 runs, 1 hit, 2 errors, 1 LOB.

Oklahoma 2nd - Turang, B. singled to shortstop (1-1 BK). Sampson, E. fouled out to 1b (2-1 KBB). Henson, J. walked (3-2 BFBFBB); Turang, B. advanced to second. Casey, G. fouled out to 1b (1-0 B); Turang, B. advanced to third. Martinez, D. popped up to 3b (0-1 F). 0 runs, 1 hit, 0 errors, 2 LOB.

Alabama 3rd - Dawson hit by pitch (3-2 BKBF). Davis to dp. Richard pinch ran for Dawson. Davis struck out swinging (0-2 FKS). Conley flied out to rf (1-0 B). Lunceford fouled out to 3b (1-1 KB). 0 runs, 0 hits, 0 errors, 1 LOB.

Oklahoma 3rd - Dawson to c for Richard. Chamberlain flied out to rf (3-2 KBBFBF). Ricketts, K. flied out to ss (1-0 B). Shults, J. hit by pitch (1-0). Norris, K. grounded out to p (1-2 KFBF). 0 runs, 0 hits, 0 errors, 1 LOB.

Alabama 4th - Braud hit by pitch (2-2 BKF). Fenton singled, bunt (0-1 F); Braud advanced to second. Fenton advanced to second; Braud advanced to third on a passed ball. Hunt flied out to rf, SF, RBI (2-2 FFBB); Fenton advanced to third; Braud scored. Ricketts, K. to dp. Vandever, A. to 3b for Norris, K.. Henson, J. to ss. Gascoigne, M to p for Vest, J.. Traina reached on a fielder's choice, advanced to second (1-0 B); Fenton out at home 3b to c to ss to p. Boccia walked (3-0 BBBB). Dawson walked (3-0 BBBB); Boccia advanced to second; Traina advanced to third. Locke pinch hit for Davis. Locke doubled to left center, 3 RBI (1-2 KBS); Dawson scored; Boccia scored; Traina scored. Conley struck out swinging (2-2 BKBKS). 4 runs, 2 hits, 0 errors, 1 LOB.

Oklahoma 4th - Turang, B. grounded out to 3b (2-2 BBKF). Sampson, E. struck out swinging (2-2 KKBBS). Henson, J. struck out swinging (3-2 KBSBBFS). 0 runs, 0 hits, 0 errors, 0 LOB.

Alabama 5th - Lunceford out at first 1b to 2b (3-1 BSBB). Braud struck out swinging (0-2 KFFS). Fenton struck out swinging (1-2 KBFS). 0 runs, 0 hits, 0 errors, 0 LOB.

Oklahoma 5th - Casey, G. flied out to cf (2-1 BBF). Martinez, D. singled through the left side (2-0 BB). Chamberlain flied out to rf (1-1 BK). Ricketts, K. walked (3-2 BKBKFBFB); Martinez, D. advanced to second. Shults, J. flied out to lf (0-0). 0 runs, 1 hit, 0 errors, 2 LOB.

Alabama 6th - Hunt walked (3-2 BBFBSB). Traina reached on a fielder's choice (1-2 FBF); Hunt out at second p to ss. Iamurri pinch ran for Traina. Boccia struck out swinging (2-2 KBKFBFS). Iamurri stole second. Dawson grounded out to 3b (3-2 SBBSFB). 0 runs, 0 hits, 0 errors, 1 LOB.

Oklahoma 6th - Traina to p for Iamurri. Norris, K. pinch hit for Vandever, A.. Norris, K. reached on a throwing error by 3b (0-2 SF). Parsons, C. pinch ran for Norris, K.. Turang, B. reached on a fielder's choice, SAC, bunt (1-0 B); Parsons, C. advanced to second on a throwing error by p. Sampson, E. grounded out to p (2-1 BBK); Turang, B. advanced to second; Parsons, C. advanced to third. Williams, B. pinch hit for Henson, J.. Williams, B. struck out looking, out at first c to 1b (3-2 SKBBBFK). Casey, G. struck out swinging (3-2 BFKBBS). 0 runs, 0 hits, 2 errors, 2 LOB.

Alabama 7th - Chamberlain to 3b. Allen, A. to 1b for Parsons, C.. Henson, J. to ss for Williams, B.. Locke hit by pitch (1-0). Spencer pinch hit for Conley. Spencer popped up to 3b (3-2 BBBKFFFF). Lunceford reached on a fielder's choice (1-1 FB); Locke advanced to second. Braud grounded out to 1b unassisted (1-1 BF); Lunceford advanced to second; Locke advanced to third. Fenton popped up to c, bunt (0-1 F). 0 runs, 0 hits, 0 errors, 2 LOB.

Oklahoma 7th - Conley to 3b for Spencer. Martinez, D. tripled to right center (1-2 BFS). Chamberlain singled through the left side, RBI (3-2 BBSKFBF); Martinez, D. scored. Ricketts, K. singled through the left side (1-2 KKFFB); Chamberlain advanced to second. Shults, J. homered to right field, 3 RBI (0-0); Ricketts, K. scored; Chamberlain scored. Allen, A. struck out swinging (0-2 KKS). Turang, B. tripled down the lf line (0-0). Sampson, E. grounded out to 1b unassisted, RBI (1-0 B); Turang, B. scored. Henson, J. struck out swinging (0-2 SFS). 5 runs, 5 hits, 0 errors, 0 LOB.

2012 NCAA Division I Championship Game
#4 Oklahoma vs #3 Alabama

Jun 06, 2012 at Oklahoma City, Okla. (Hall of Fame Stadium)

Oklahoma 4 (54-10)

Player	ab	r	h	rbi	bb	so	po	a	lob	avg
Turang, Brianna lf	4	1	0	0	0	0	0	0	0	.356
Martinez, Destinee cf	4	0	0	0	0	1	0	0	0	.349
Chamberlain, Lauren 1b	3	2	2	3	1	0	7	0	0	.357
Ricketts, Keilani p	3	1	1	1	0	2	0	1	0	.395
Vandever, Ali pr	0	0	0	0	0	0	0	0	0	.167
Shults, Jessica c	3	0	0	0	0	0	7	0	2	.379
Parsons, Callie pr	0	0	0	0	0	0	0	0	0	.000
Norris, Katie dp	2	0	0	0	1	1	0	0	0	.317
Casey, Georgia 2b	3	0	1	0	0	0	1	2	0	.346
Sampson, Erica rf	2	0	0	0	1	0	2	0	1	.186
Henson, Javen 3b	3	0	1	0	0	2	0	3	3	.238
Vest, Jessica ss	0	0	0	0	0	0	1	2	0	.111
Totals	27	4	5	4	3	6	18	8	6	

Alabama 5 (60-8)

Player	ab	r	h	rbi	bb	so	po	a	lob	avg
Braud, Kayla lf	4	0	1	0	0	1	0	0	2	.345
Fenton, Jennifer cf	3	1	1	0	0	1	1	0	2	.386
Hunt, Kaila ss	3	1	1	0	0	1	2	1	0	.312
Traina, Jackie p	3	0	1	1	0	0	0	1	0	.319
Davis, Keima pr	0	0	0	0	0	0	0	0	0	.278
Reilly-Boccia, Cassie 1b	2	0	0	0	0	2	8	0	0	.331
Bell, Chaunsey ph	1	0	0	0	0	1	0	0	0	.538
Dawson, Kendall c	2	1	0	0	1	1	6	0	1	.233
Locke, Amanda dp	3	1	2	1	0	0	0	0	0	.315
Conley, Courtney 3b	2	1	1	1	1	0	1	2	0	.281
Lunceford, Jazlyn rf	3	0	0	0	0	0	2	0	0	.317
Hays, Danae 2b	0	0	0	0	0	0	1	2	0	.253
Totals	26	5	7	3	2	7	21	6	5	

Score by Innings	1	2	3	4	5	6	7	R	H	E
Oklahoma	0	1	2	0	0	0	1	**4**	**5**	**1**
Alabama	0	0	0	4	1	0	0	**5**	**7**	**1**

E - Vest, J.(11); Hays(17). LOB - Oklahoma 6; Alabama 5. 2B - Conley(7). HR - Chamberlain 2(30); Ricketts, K.(17). HBP - Ricketts, K..

Oklahoma	ip	h	r	er	bb	so	ab	bf	np	era
Ricketts, Keilani	6.0	7	5	3	2	7	26	28	112	1.08

Alabama	ip	h	r	er	bb	so	ab	bf	np	era
Traina, Jackie	7.0	5	4	4	3	6	27	31	120	1.87

Win - Traina (42-3). Loss - Ricketts, K. (37-9). Save - None.
WP - Ricketts, K. 4(19). HBP - by Traina (Ricketts, K.). PB - Shults, J.(9). Inherited runners/scored: None.
Pitches/strikes: Ricketts, K. 112/77; Traina 120/65.

Umpires - HP: Christie Cornwell 1B: Steve McCown 3B: Geri Magwire
Start: 9:55 pm Time: 2:36 Attendance: 6804
Weather: cloudy, 69 degrees, ESE 7 mph
Game notes:
Start was delayed 2 hours, 49 minutes due to rain.
There was a 12-minute rain delay in the B4 with 2 outs and OU leading 3-1.
Alabama wins the 2012 NCAA Division I Softball Championship.

2012 NCAA Division I Championship Game
#4 Oklahoma vs #3 Alabama
Jun 06, 2012 at Oklahoma City, Okla. (Hall of Fame Stadium)

Score by Innings	1	2	3	4	5	6	7	R	H	E
Oklahoma	0	1	2	0	0	0	1	4	5	1
Alabama	0	0	0	4	1	0	0	5	7	1

Oklahoma starters: 2/lf Turang, B.; 0/cf Martinez, D.; 44/1b Chamberlain; 10/p Ricketts, K.; 18/c Shults, J.; 33/dp Norris, K.; 42/2b Casey, G.; 63/rf Sampson, E.; 7/3b Henson, J.; 27/ss Vest, J.;
Alabama starters: 1/lf Braud; 7/cf Fenton; 10/ss Hunt; 33/p Traina; 18/1b Boccia; 12/c Dawson; 22/dp Locke; 9/3b Conley; 2/rf Lunceford; 15/2b Hays;

Oklahoma 1st - Turang, B. grounded out to 2b (1-0 B). Martinez, D. struck out swinging (0-2 KSS). Chamberlain flied out to cf (3-2 BSKBFB). 0 runs, 0 hits, 0 errors, 0 LOB.

Alabama 1st - Braud struck out swinging (1-2 KBSS). Fenton struck out swinging (0-2 SSFS). Hunt struck out swinging (1-2 KKBFS). 0 runs, 0 hits, 0 errors, 0 LOB.

Oklahoma 2nd - Ricketts, K. homered down the rf line, RBI (1-0 B). Shults, J. reached on a fielding error by 2b (1-1 BK). Parsons, C. pinch ran for Shults, J.. Norris, K. popped up to 3b, bunt (2-1 SBB). Casey, G. popped up to 1b (0-0). Sampson, E. popped up to 1b (3-1 BBBK). 1 run, 1 hit, 1 error, 1 LOB.

Alabama 2nd - Shults, J. to c for Parsons, C.. Traina grounded out to 2b (1-2 SSFB). Boccia struck out swinging (1-2 FBKS). Dawson struck out swinging (2-2 BKBSS). 0 runs, 0 hits, 0 errors, 0 LOB.

Oklahoma 3rd - Henson, J. singled up the middle (1-1 BK). Turang, B. reached on a fielder's choice (1-1 FB); Henson, J. out at second ss unassisted. Martinez, D. grounded out to p (1-0 B); Turang, B. advanced to second. Chamberlain homered to left field, 2 RBI (1-1 KB); Turang, B. scored. Ricketts, K. struck out swinging (3-2 BBBFKS). 2 runs, 2 hits, 0 errors, 0 LOB.

Alabama 3rd - Locke singled to shortstop (0-1 K). Conley flied out to rf (1-2 BKKFF). Lunceford reached on a fielder's choice (1-1 KB); Locke out at second 3b to 2b. Braud singled, bunt (0-0); Lunceford advanced to second. Fenton reached on a fielder's choice (2-1 BBK); Braud advanced to second; Lunceford out at second ss unassisted. 0 runs, 2 hits, 0 errors, 2 LOB.

Oklahoma 4th - Shults, J. lined out to rf (0-1 K). Norris, K. walked (3-0 BBBB). Vest, J. pinch ran for Norris, K.. / for Vest, J.. Casey, G. reached on a fielder's choice (3-2 BKBBFF); Vest, J. out at second 3b to 2b. Sampson, E. walked (3-0 BBBB); Casey, G. advanced to second. Henson, J. struck out swinging (2-2 KBSBS). 0 runs, 0 hits, 0 errors, 2 LOB.

Alabama 4th - Norris, K. to dp for Vest, J.. Vest, J. to ss. Hunt singled through the left side (3-1 BBBK). Hunt advanced to second on a wild pitch. Traina fouled out to rf (2-2 KBFBF). Boccia struck out swinging (1-2 KFBS). Hunt advanced to third on a wild pitch. Dawson walked (3-2 KBKBBB). Dawson advanced to second; Hunt scored on a wild pitch. Locke singled through the left side, advanced to second on the throw, RBI (3-2 BBBKFF); Dawson scored. Conley doubled to center field, RBI (3-2 SBBSB); Locke scored. Lunceford reached on a throwing error by ss, advanced to second on the throw (0-1 K); Conley scored, unearned. Lunceford advanced to third on a wild pitch. Braud grounded out to 3b (1-1 BK). 4 runs, 3 hits, 1 error, 1 LOB.

Oklahoma 5th - Turang, B. grounded out to ss (2-2 KBBF). Martinez, D. grounded out to 2b (2-1 SBB). Chamberlain walked (3-1 BBBKB). Ricketts, K. hit by pitch (3-2 KBBKF); Chamberlain advanced to second. Vandever, A. pinch ran for Ricketts, K.. Shults, J. flied out to rf (2-2 KKBB). 0 runs, 0 hits, 0 errors, 2 LOB.

Alabama 5th - Ricketts, K. to p for Vandever, A.. The game was originally scheduled to start at 7:06 pm, but had a 2:49 rain. Fenton singled, bunt (1-1 BF). Fenton advanced to second on a passed ball. Hunt grounded out to 2b (1-2 FBKF); Fenton advanced to third. Traina singled through the right side, RBI (0-2 SSF); Fenton scored, unearned. Davis pinch ran for Traina. Bell pinch hit for Boccia. Bell struck out swinging (0-2 FSFS). Dawson grounded out to ss (0-1 K). 1 run, 2 hits, 0 errors, 1 LOB.

Oklahoma 6th - Traina to p for Davis. Boccia to 1b for Bell. Norris, K. struck out swinging (1-2 KSBS). Casey, G. singled to right field (2-2 KBBK). Sampson, E. popped up to ss (0-0). Henson, J. struck out swinging (3-2 KBBKBS). 0 runs, 1 hit, 0 errors, 1 LOB.

Alabama 6th - Locke grounded out to p (1-1 BK). Conley walked (3-2 BSBBFB). Lunceford grounded out to ss (0-0); Conley advanced to second. Braud grounded out to 3b (1-0 B). 0 runs, 0 hits, 0 errors, 1 LOB.

Oklahoma 7th - Turang, B. grounded out to 3b (2-2 KBBF). Martinez, D. grounded out to 1b unassisted, interference (1-0 B). Chamberlain homered to right center, RBI (2-0 BB). Ricketts, K. struck out looking (0-2 KFK). 1 run, 1 hit, 0 errors, 0 LOB.

2013 NCAA Women's College World Series

#6 Nebraska
Game 1
11 a.m., Thurs., May 30
ESPN2
#3 Washington*

#7 Tennessee
Game 2
1:30 p.m., Thurs. May 30
ESPN
#2 Florida*

#3 Washington, 4-3
Game 5
11 a.m., Sat., June 1
ESPN2
#7 Tennessee*

#6 Nebraska*
Game 7
6 p.m., Sat., June 1
ESPN
#2 Florida

#2 Florida*, 9-8
Game 9
Noon, Sun., June 2
ESPN
#4 Texas

#7 Tennessee, 1-0
Game 11
6 p.m., Sun., June 2
ESPN2
#4 Texas*, 3-0

Game 13 (if nec.)

#7 Tennessee, 2-1

#5 Arizona State
Game 3
6 p.m., Thurs., May 30
ESPN2
#4 Texas*

#4 Texas, 6-3
Game 6
1:30 p.m., Sat., June 1
ESPN2
#1 Oklahoma*

#8 Michigan
Game 4
8:30 p.m., Thurs., May 30
ESPN2
#1 Oklahoma*

#1 Oklahoma, 10-2
Game 12
8:30 p.m., Sun., June 2
ESPN2
#1 Oklahoma*, 6-2

Game 14 (if nec.)

#5 Arizona State*
Game 8
8:30 p.m., Sat., June 1
ESPN
#8 Michigan

#8 Michigan*, 2-0
Game 10
2:30 p.m., Sun., June 2
ESPN
#3 Washington

#3 Washington*, 4-1

Champ. Finals (Best 2-of-3)
June 3, Game 1: Oklahoma 5, Tennessee 3
June 4, Game 2 Oklahoma 4, Tennessee 0
June 5, game 3: ESPN
7 p.m.

Oklahoma
Champion

***Home**

ALL TIMES LISTED ARE LOCAL (CENTRAL TIME)

*Denotes home team

All broadcasts also available on WatchESPN

All games played at ASA Hall of Fame Stadium in Oklahoma City, Oklahoma.

Bracket Notes:

1. If the winner of Game 9 defeats the winner of Game 5, then Game 13 is necessary.
2. If the winner of Game 10 defeats the winner of Game 6, then Game 14 is necessary.
3. **If only 1 if necessary game is needed, it will be played at 7 p.m. on Monday.**

***The NCAA Division I Softball Committee reserves the right to revise the schedule (i.e., game times) in the event weather conditions and/or media/television commitments require such adjutments.

Visit NCAA.com/broadcast and click on the NCAA TV and NCAA.com Broadcast Schedule link for the most current air dates, game times and networks.

2013 Team Rosters

NCAA® Women's College World Series®

Arizona State Sun Devils

No.	Name	Pos.
00	Jenna Makis	RHP
1	Kayla Ketchum	OF
2	Bailey Wignee	IF
3	Abby Spiel	OF
4	Mary Spiel	OF
5	Jennifer Soria	IF
8	Raianna Dobbs	IF
9	Amber Freeman	C
10	Kenzey Kaler	OF
12	Dallas Escobedo	RHP
14	Alexis Cooper	RHP
15	Becca Tikey	OF
16	Lucy Aubrecht	C
17	Mandi Grebe	OF
20	Sam Parlich	2B
21	Bethany Kemp	1B
22	Allie Butterfield	OF
24	Katee Aguirre	C
25	Danielle Muniz	IF
27	Cheyenne Coyle	SS
31	Parris Kurszewski	C
32	Haley Steele	3B
33	Alix Johnson	OF
48	Lindsey Edgerton	IF
55	E. Coporuscio	OF
88	Nikki Girard	1B
99	M. Popescue	RHP

Head Coach: Clint Myers

Florida Gators

No.	Name	Pos.
1	Aubree Munro	C
4	Jesscia Damico	UT
6	Kathlyn Medina	SS
7	Kelsey Steward	IF
8	Alyssa Bache	RHP
9	Stephanie Tofft	UT
11	Ensley Gammel	UT
12	Taylore Filler	UT
13	Hannah Rogers	RHP
17	Lauren Haeger	RHP
20	Kelsey Horton	OF
24	Kirsti Merritt	OF
27	Cari Broderick	C
49	Taylo Schwarz	1B
55	Briana Little	OF
88	Bailey Castro	UT

Head Coach: Tim Walton

Michigan Wolverines

No.	Name	Pos.
1	Amy Knapp	IF
2	Brandi Virgil	OF
4	Taylor Hasselbach	1B
5	Olivia Richvalsky	OF
7	Kelsey Susalla	UT
8	Ashley Lane	2B
10	Sara Driesenga	RHP
11	Lyndsay Doyle	OF
14	Lauren Connell	C
15	Nicole Sappingfield	OF
16	Katie Lietkens	UT
17	Haylie Wagner	LHP
18	Jaclyn Crummey	OF
19	Becca Garfinkel	C
20	Mary Sbonek	OF
21	S.Speierman	RHP
22	Sierra Lawrence	OF
23	Alice Fitzpatrick	RHP
25	Lauren Sweet	C
32	Sierra Romero	SS
44	Caitlin Blanchard	1B/C

Head Coach: Carol Hutchins

Nebraska

No.	Name	Pos.
00	Megan Southworth	OF
2	Tatum Edwards	RHP
3	Dawna Tyson	IF
4	Emily Lockman	RHP
5	Danica Bishop	RHP
7	Jordan Bettiol	OF
9	Hailey Decker	IF
11	Sammi Noland	C
12	Taylor Edwards	C
13	Kiki Stokes	OF
17	Mattie Fowler	IF
18	Brooke Thomason	OF
20	Kylee Muir	IF
21	Alicia Armstrong	IF
24	Courtney Breault	IF
77	Gabby Banda	IF

Head Coach: Rhonda Revelle

Oklahoma Sooners

No.	Name	Pos.
00	Destinee Martinez	OF
1	Shelby Pendley	IF
2	Brianna Turang	OF
7	Javen Henson	IF
10	Keilani Ricketts	LHP
11	Paris Townsend	OF
12	Callie Parsons	OF
13	Whitney Ellis	C/IF
17	Kelley Reeves	IF
18	Jessica Shults	C
21	Taylor Hodges	RHP
22	Kady Self	OF
23	Brittany Williams	OF
27	Jessica Vest	IF
32	M. Gascoigne	LHP
33	Leslie Miller	RHP
42	Georgia Casey	RHP
44	Lauren Chamberlain	IF
48	Erin Miller	OF

Head Coach: Patty Gasso

Tennessee Lady Volunteers

No.	Name	Pos.
1	Hannah Trainer	IF
2	J. Burroughs	OF
4	Anna Renfroe	IF
7	Tory Lewis	OF
8	Cat Hosfield	P
11	Melissa Brown	IF
13	Ellen Renfroe	P
15	Melissa Davin	1B/3B
19	Lexi Overstreet	C
20	Ivy Renfroe	P
22	Erin Gabriel	P
23	Whitney Hammond	OF
27	Lauren Gibson	IF
33	Kat Dotson	OF
42	Rainey Gaffin	OF
44	Madison Shipman	IF
77	Cheyanna Tarango	IF
88	Raven Chavanne	OF

Co-head Coaches: Ralph Weekly, Karen Weekly

Texas Longhorns

No.	Name	Pos.
2	Kim Bruins	P/1B
3	Rachel Scott	IF
4	Torie Schmidt	OF
5	Mandy Ogle	C
6	Taylor Hoagland	OF
7	Marlee Gabaldon	UT
11	Taylor Thom	SS
12	Blaire Luna	P
13	Lindsey Stephens	UT
15	Holly Kern	P/1B
17	Erin Shireman	C/3B
18	Gabby Smith	P/UT
20	B. Washington	OF
22	Karina Scott	2B
45	Taylor King	C
48	Stephanie Ceo	OF

Head Coach: Connie Clark

Washington Huskies

No.	Name	Pos.
1	Shawna Weight	C
2	Marki Creger-Zier	OF
4	Jenna Kreamer	IF
5	Kimberlee Souza	IF
6	Jennie McNeill	IF
7	Dani Braun	IF
8	Courtney Gano	IF
9	Jerrin Fa'asua	OF
10	Hooch Fagaly	1B
11	Kylee Lahners	IF
12	Mercedes Wetmore	UT
13	Kaitlin Inglesby	P
16	Kelli Suguro	IF
17	Bryana Walker	P
18	Jocelyn Cater	P
19	Kasey Stanchek	P
20	Lindsay Monk	C
21	Victoria Hayward	OF
25	Whitney Jones	OF
33	Missy Taukeiaho	IF

Head Coach: Heather Tarr

The Automated ScoreBook
Conference Batting Leaders (as of Jun 13, 2013)
(All games)

Hitting minimums - 1 Games 10 AB
Pitching minimums - 1 Games 10.0 IP/Game

Batting avg	
1. Chamberlain-OU13	.421
2. Ricketts, K.-OU13	.412
3. Ceo-TEXAS13	.400
4. Schmidt-TEXAS13	.364
5. Casey, G.-OU13	.357

Slugging pct	
1. Chamberlain-OU13	1.158
2. Ricketts, K.-OU13	.882
3. Bruins-TEXAS13	.750
4. L. Gibson-UT13	.600
5. K. Dotson-UT13	.500

On base pct	
1. Hoagland-TEXAS13	.533
Tofft-UF13	.533
3. Casey, G.-OU13	.526
4. L. Gibson-UT13	.524
5. Chamberlain-OU13	.522

Runs scored	
1. Chamberlain-OU13	7
Turang, B.-OU13	7
3. Ricketts, K.-OU13	5
4. L. Gibson-UT13	4
Sampson, E.-OU13	4

Hits	
1. Chamberlain-OU13	8
2. Ricketts, K.-OU13	7
3. 4 tied at.....	5

Runs batted in	
1. Bruins-TEXAS13	6
Ricketts, K.-OU13	6
3. Parsons, C.-OU13	5
Chamberlain-OU13	5
5. Casey, G.-OU13	4

Doubles	
1. Ricketts, K.-OU13	2
Hoagland-TEXAS13	2
3. 18 tied at.....	1

Triples	
1. Chamberlain-OU13	2
2. 5 tied at.....	1

Home runs	
1. Chamberlain-OU13	3
2. Bruins-TEXAS13	2
Ricketts, K.-OU13	2
4. 11 tied at.....	1

Total bases	
1. Chamberlain-OU13	22
2. Ricketts, K.-OU13	15
3. Bruins-TEXAS13	9
L. Gibson-UT13	9
5. K. Dotson-UT13	8

Walks	
1. L. Gibson-UT13	6
2. Hoagland-TEXAS13	5
Thom-TEXAS13	5
Casey, G.-OU13	5
Tofft-UF13	5

Hit by pitch	
1. Edwards, Tay-NEB13	2
Haeger-UF13	2
3. 12 tied at.....	1

Sac bunts	
1. M. Brown-UT13	3
2. Fagaly, H.-WASH13	2
Casey, G.-OU13	2
4. 16 tied at.....	1

Sac flies	
1. Thomason-NEB13	2
2. Decker-NEB13	1
Williams, B.-OU13	1

Stolen bases	
1. Hoagland-TEXAS13	2
R. Chavanne-UT13	2
Casey, G.-OU13	2
Schmidt-TEXAS13	2
5. 16 tied at.....	1

Total plate appearances	
1. Chamberlain-OU13	23
2. R. Chavanne-UT13	22
3. 4 tied at.....	21

At bats	
1. R. Chavanne-UT13	21
2. Chamberlain-OU13	19
3. M. Shipman-UT13	18
4. Ricketts, K.-OU13	17
Martinez, D.-OU13	17

Steal attempts	
1. Schmidt-TEXAS13	3
2. 5 tied at.....	2

Strikeouts	
1. Pendley, S.-OU13	8
2. Schwarz-UF13	7
C. Tarango-UT13	7
Sweet-MICH13	7
5. 4 tied at.....	6

Caught stealing	
1. 6 tied at.....	1

Grounded into DP	
1. 6 tied at.....	1

The Automated ScoreBook
Conference Pitching Leaders (as of Jun 13, 2013)
(All games)

Hitting minimums - 1 Games 10 AB
Pitching minimums - 1 Games 10.0 IP/Game

Earned run avg

Opposing bat avg

Innings pitched

Batters struck out

1.	Ricketts, K.-OU13	39
2.	E. Renfroe-UT13	38
	Luna-TEXAS13	38
4.	Edwards, Tat-NEB13	15
5.	Driesenga-MICH13	13

Batters SO out looking

1.	Edwards, Tat-NEB13	6
	Luna-TEXAS13	6
3.	Lockman-NEB13	4
4.	3 tied at.....	3

Wins

1.	Ricketts, K.-OU13	4
2.	E. Renfroe-UT13	2
	Luna-TEXAS13	2
4.	6 tied at.....	1

Saves

1.	Bruins-TEXAS13	1
	Rogers-UF13	1
	E. Renfroe-UT13	1

Appearances

1.	E. Renfroe-UT13	5
2.	Luna-TEXAS13	4
	Ricketts, K.-OU13	4
4.	3 tied at.....	3

Games started

1.	Ricketts, K.-OU13	4
	Luna-TEXAS13	4
3.	E. Renfroe-UT13	3
	Rogers-UF13	3
	Driesenga-MICH13	3

Games finished

1.	Popescue, M.-ASU13	2
	E. Renfroe-UT13	2
	Lockman-NEB13	2
4.	5 tied at.....	1

Games in relief

1.	E. Renfroe-UT13	2
	Popescue, M.-ASU13	2
	Bruins-TEXAS13	2
	Haeger-UF13	2
	Lockman-NEB13	2

Sac bunts allowed

1.	Inglesby, K.-WASH13	5
2.	Luna-TEXAS13	3
3.	4 tied at.....	2

Sac flies allowed

1.	Rogers-UF13	2
2.	Bruins-TEXAS13	1
	Walker, B.-WASH13	1

Losses

1.	Rogers-UF13	2
	Luna-TEXAS13	2
	Inglesby, K.-WASH13	2
	Escobedo, D.-ASU13	2
	Driesenga-MICH13	2

Runners picked off

1.	Shults, J.-OU13	1

Wild pitches

1.	Luna-TEXAS13	3
2.	5 tied at.....	2

Balks

1.	I. Renfroe-UT13	1

Hit batters

1.	Ricketts, K.-OU13	4
2.	Luna-TEXAS13	3
3.	Walker, B.-WASH13	2
	E. Renfroe-UT13	2
5.	5 tied at.....	1

Intentional BB allowed

1.	Driesenga-MICH13	3
2.	Ricketts, K.-OU13	2
3.	4 tied at.....	1

Hits allowed

Runs allowed

Earned runs allowed

Walks allowed

Doubles allowed

Triples allowed

Home runs allowed

The Automated ScoreBook
Conference Fielding Leaders (as of Jun 13, 2013)
(All games)

Hitting minimums - 1 Games
Pitching minimums - 1 Games 10.0 IP/Game

Fielding pct	
1. Shults, J.-OU13	1.000
H. Akamine-UT13	1.000
Ogle-TEXAS13	1.000
Chamberlain-OU13	1.000
Blanchard-MICH13	1.000

Chances	
1. Shults, J.-OU13	54
2. H. Akamine-UT13	51
3. Ogle-TEXAS13	43
4. Chamberlain-OU13	41
5. Schwarz-UF13	32

Putouts	
1. Shults, J.-OU13	51
2. H. Akamine-UT13	48
3. Ogle-TEXAS13	42
4. Chamberlain-OU13	41
5. Schwarz-UF13	29

Assists	
1. Vest, J.-OU13	13
Souza, K.-WASH13	13
3. Casey, G.-OU13	12
4. 5 tied at.....	10

Fielding double plays	
1. Blanchard-MICH13	3
2. Romero-MICH13	2
Chamberlain-OU13	2
Casey, G.-OU13	2
5. 16 tied at.....	1

Passed balls	
1. Wright, S.-WASH13	1
H. Akamine-UT13	1

Catchers interference

Steal attempts against	
1. E. Renfroe-UT13	5
H. Akamine-UT13	5
Wright, S.-WASH13	5
4. 3 tied at.....	4

Stolen bases against	
1. E. Renfroe-UT13	4
H. Akamine-UT13	4
3. 7 tied at....	3

Caught stealing by	
1. Wright, S.-WASH13	2
2. 10 tied at.....	1

Errors	
1. Suguro, K.-WASH13	3
Armstrong-NEB13	3
3. Pendley, S.-OU13	2
4. 19 tied at.....	1

The Automated ScoreBook
Conference Overall Statistics (as of Jun 13, 2013)
(All games Sorted by Batting avg)

Team	avg	g	ab	r	h	2b	3b	hr	rbi	tb	slg%	bb	hp	so	gdp	ob%	sf	sh	sb-att	po	a	e	fld%
Oklahoma	.299	5	144	32	43	7	4	5	28	73	.507	23	0	34	0	.393	1	5	6-6	114	48	3	.982
Nebraska	.238	2	80	11	19	3	0	2	8	28	.350	9	3	9	0	.326	3	2	1-2	66	28	7	.931
Arizona State	.222	2	54	3	12	1	0	1	3	16	.296	7	0	17	2	.311	0	0	0-0	39	11	1	.980
Tennessee	.217	5	143	15	31	5	1	2	14	44	.308	26	2	44	1	.345	0	7	5-6	117	39	3	.981
Texas	.207	4	92	12	19	3	0	3	11	31	.337	17	1	19	0	.336	0	1	6-7	75	14	2	.978
Florida	.165	3	109	11	18	1	1	1	9	24	.220	17	4	39	0	.300	0	3	2-3	87	30	4	.967
Washington	.158	4	95	10	15	1	1	3	8	27	.284	12	3	32	3	.273	0	3	2-3	86	37	4	.969
Michigan	.137	3	73	4	10	1	0	1	4	14	.192	10	3	26	0	.267	0	2	2-3	60	40	3	.971
Totals	.211	28	790	98	167	22	7	18	85	257	.325	121	16	220	6	.327	4	23	24-30	644	247	27	.971

(All games Sorted by Earned run avg)

Team	era	w-l	g	cg	sho	sv	ip	h	r	er	bb	so	2b	3b	hr	b/avg	wp	hp	bk	sfa	sha
Oklahoma	1.42	5-0	5	5	1/0	0	38.0	14	8	6	14	51	1	0	2	.110	0	4	0	0	2
Tennessee	2.77	3-2	5	3	1/0	1	39.0	28	12	12	13	46	6	3	3	.196	4	3	1	0	3
Washington	2.83	2-2	4	3	0/0	0	28.2	26	11	9	18	20	1	1	2	.248	4	3	0	1	5
Nebraska	4.09	0-2	2	0	0/0	0	22.0	16	13	10	15	23	1	1	3	.188	1	1	0	0	3
Texas	4.32	2-2	4	2	1/0	1	25.0	18	15	12	24	41	2	1	2	.198	3	3	0	1	3
Michigan	4.50	1-2	3	3	1/0	0	20.0	23	11	10	8	13	1	0	1	.291	2	0	0	0	2
Arizona State	4.85	0-2	2	0	0/0	0	13.0	12	8	7	12	13	3	0	2	.245	0	1	0	0	2
Florida	5.28	1-2	3	1	0/0	1	29.0	30	20	17	17	13	7	1	3	.270	1	1	0	2	3
Totals	3.48	14-14	28	17	4/0	3	214.2	167	98	83	121	220	22	7	18	.211	15	16	1	4	23

PB - WASH 1, UT 1. Pickoffs - OU 1.

(All games Sorted by Fielding pct)

Team	c	po	a	e	fld%	dp	sba	csb	sba%	pb	ci
Oklahoma	165	114	48	3	.982	2	3	1	.750	0	0
Tennessee	159	117	39	3	.981	0	4	1	.800	1	0
Arizona State	51	39	11	1	.980	0	2	0	1.000	0	0
Texas	91	75	14	2	.978	0	3	0	1.000	0	0
Michigan	103	60	40	3	.971	3	2	0	1.000	0	0
Washington	127	86	37	4	.969	2	3	2	.600	1	0
Florida	121	87	30	4	.967	1	4	1	.800	0	0
Nebraska	101	66	28	7	.931	1	3	1	.750	0	0
Totals	918	644	247	27	.971	9	24	6	.800	2	0

2013 Women's College World Series
Tennessee vs Oklahoma
Jun 03, 2013 at Oklahoma City, Okla. (Hall of Fame Stadium)

Tennessee 3 (52-11)

Player	ab	r	h	rbi	bb	so	po	a	lob
Raven Chavanne 3b	6	0	0	0	0	4	3	2	2
Kat Dotson rf	5	1	1	0	0	1	0	0	1
Lauren Gibson 2b	5	1	1	0	0	1	3	0	0
Madison Shipman ss	4	1	1	3	1	1	1	4	0
Cheyanne Tarango dp	3	0	0	0	2	1	0	0	0
Jennifer Burroughs pr	0	0	0	0	0	0	0	0	0
Melissa Davin lf	4	0	1	0	1	1	1	0	0
Haley Tobler lf	0	0	0	0	0	0	1	0	0
Melissa Brown 1b	4	0	0	0	0	0	11	2	2
Hannah Akamine c	3	0	1	0	2	0	13	1	0
Whitney Hammond pr	0	0	0	0	0	0	0	0	0
Tory Lewis cf	4	0	0	0	0	3	0	1	2
Rainey Gaffin ph	1	0	0	0	0	1	0	0	0
Ellen Renfroe p	0	0	0	0	0	0	0	3	0
Totals	39	3	5	3	6	13	33	13	7

Oklahoma 5 (56-4)

Player	ab	r	h	rbi	bb	so	po	a	lob
Chamberlain, Lauren 1b	6	1	2	2	0	1	14	0	0
Casey, Georgia 2b	5	0	1	0	0	1	5	3	3
Pendley, Shelby 3b	4	0	0	0	0	3	0	2	0
Ricketts, Keilani p	5	1	2	0	0	2	0	7	0
Williams, Brittany dp	4	0	1	1	1	2	0	0	0
Sampson, Erica pr	0	1	0	0	0	0	0	0	0
Shults, Jessica c	4	0	0	0	1	0	13	1	0
Martinez, Destinee cf	5	1	1	1	0	2	0	0	5
Parsons, Callie rf	4	0	1	1	1	1	0	0	0
Turang, Brianna lf	5	1	2	0	0	1	1	0	0
Vest, Jessica ss/pr	0	0	0	0	0	0	3	4	0
Totals	42	5	10	5	3	13	36	17	8

Score by Innings	1	2	3	4	5	6	7	8	9	10	11	12	R	H	E
Tennessee	0	0	0	0	0	0	0	0	0	0	3	0	3	5	1
Oklahoma	0	0	0	0	0	0	0	0	0	0	3	2	5	10	1

E - E. Renfroe(4); Vest, J.(7). DP - OU 1. LOB - UT 7; OU 8. 2B - Chamberlain(16); Ricketts, K.(8); Williams, B.(12); Parsons, C.(3); Turang, B.(5). 3B - Martinez, D.(1). HR - M. Shipman(11); Chamberlain(30). SH - M. Brown(7); Pendley, S.(1). SB - M. Davin(10); Ricketts, K.(9); Turang, B.(7).

Tennessee	ip	h	r	er	bb	so	ab	bf	np
Ellen Renfroe	11.0	10	5	5	3	13	42	46	180

Oklahoma	ip	h	r	er	bb	so	ab	bf	np
Ricketts, Keilani	12.0	5	3	3	6	13	39	46	188

Win - Ricketts, K. (35-1). Loss - E. Renfroe (19-5). Save - None.
WP - E. Renfroe(7). Pitches/strikes: E. Renfroe 180/114; Ricketts, K. 188/117.

Umpires - HP: Mike Bartling 1B: Paul Edds 3B: Christie Cornwell
Start: 7:05 pm Time: 3:50 Attendance: 8300
Weather: 85 Fair, Wind SSE @ 17 mph

2013 Women's College World Series
Tennessee vs Oklahoma
Jun 03, 2013 at Oklahoma City, Okla. (Hall of Fame Stadium)

Score by Innings	1	2	3	4	5	6	7	8	9	10	11	12	R	H	E
Tennessee	0	0	0	0	0	0	0	0	0	0	3	0	3	5	1
Oklahoma	0	0	0	0	0	0	0	0	0	0	3	2	5	10	1

Tennessee starters: 88/3b R. Chavanne; 33/rf K. Dotson; 27/2b L. Gibson; 44/ss M. Shipman; 77/dp C. Tarango; 15/lf M. Davin; 11/1b M. Brown; 6/c H. Akamine; 7/cf T. Lewis; 13/p E. Renfroe;
Oklahoma starters: 44/1b Chamberlain; 42/2b Casey, G.; 1/3b Pendley, S.; 10/p Ricketts, K.; 23/dp Williams, B.; 18/c Shults, J.; 0/cf Martinez, D.; 12/rf Parsons, C.; 2/lf Turang, B.; 27/ss Vest, J.;

Tennessee 1st - R. Chavanne struck out swinging (1-2 KBSS). K. Dotson struck out swinging (0-2 KKS). L. Gibson struck out swinging (1-2 BKSFS). 0 runs, 0 hits, 0 errors, 0 LOB.

Oklahoma 1st - Chamberlain popped up to ss (1-2 KBK). Casey, G. struck out swinging (2-2 BFBFS). Pendley, S. grounded out to ss (3-2 BBBKK). 0 runs, 0 hits, 0 errors, 0 LOB.

Tennessee 2nd - M. Shipman grounded out to 2b (1-2 KBK). C. Tarango struck out looking (1-2 KBSK). M. Davin struck out swinging (3-2 KBBBSFS). 0 runs, 0 hits, 0 errors, 0 LOB.

Oklahoma 2nd - Ricketts, K. popped up to 2b to pitcher (2-0 BB). Williams, B. struck out swinging (3-2 KBSBBS). Shults, J. grounded out to p (1-1 KB). 0 runs, 0 hits, 0 errors, 0 LOB.

Tennessee 3rd - M. Brown grounded out to p (0-1 K). H. Akamine grounded out to p (2-2 KFBBF). T. Lewis struck out swinging (0-2 KSS). 0 runs, 0 hits, 0 errors, 0 LOB.

Oklahoma 3rd - Martinez, D. struck out swinging (1-2 KBKFFS). Parsons, C. walked (3-1 BBKBB). Turang, B. reached on a fielder's choice (1-2 KBF); Parsons, C. out at second 2b unassisted. Chamberlain doubled to left center (1-1 FB); Turang, B. advanced to third. Casey, G. fouled out to 3b (3-2 FBFBFFBF). 0 runs, 1 hit, 0 errors, 2 LOB.

Tennessee 4th - R. Chavanne struck out swinging (1-2 SBFS). K. Dotson grounded out to ss (0-0). L. Gibson grounded out to 3b (0-0). 0 runs, 0 hits, 0 errors, 0 LOB.

Oklahoma 4th - Pendley, S. struck out swinging (2-2 FBKFBFS). Ricketts, K. singled, bunt (0-1 F). Williams, B. struck out swinging (0-2 KKS). Ricketts, K. stole second. Shults, J. intentionally walked (3-1 BBKBB). Martinez, D. lined out to 3b (2-1 BSB). 0 runs, 1 hit, 0 errors, 2 LOB.

Tennessee 5th - M. Shipman walked (3-0 BBBB). M. Shipman out at second c to 2b, picked off. C. Tarango walked (3-2 FBBKBFFB). J. Burroughs pinch ran for C. Tarango. M. Davin walked (3-2 SBKBBB); J. Burroughs advanced to second. M. Brown grounded into double play p to 2b to 1b (2-2 BSKB); M. Davin out on the play. 0 runs, 0 hits, 0 errors, 1 LOB.

Oklahoma 5th - C. Tarango to dp for J. Burroughs. Parsons, C. struck out swinging (0-2 KSS). Turang, B. struck out swinging (2-2 KBSBS). Chamberlain struck out swinging, out at first c to 1b (1-2 FKBS). 0 runs, 0 hits, 0 errors, 0 LOB.

Tennessee 6th - H. Akamine singled up the middle (2-1 BBK). W. Hammond pinch ran for H. Akamine. T. Lewis struck out swinging (1-2 KBFS). R. Chavanne struck out swinging (1-2 FSBS). K. Dotson grounded out to 1b unassisted (2-2 BBFK). 0 runs, 1 hit, 0 errors, 1 LOB.

Oklahoma 6th - H. Akamine to c for W. Hammond. Casey, G. grounded out to 3b (2-0 BB). Pendley, S. struck out swinging (3-2 BBKKBS). Ricketts, K. struck out swinging (1-2 KSBS). 0 runs, 0 hits, 0 errors, 0 LOB.

Tennessee 7th - L. Gibson grounded out to 2b (2-2 BBKSF). M. Shipman struck out swinging (2-2 KBBKS). C. Tarango flied out to lf (0-1 K). 0 runs, 0 hits, 0 errors, 0 LOB.

Oklahoma 7th - H. Tobler to lf for M. Davin. Williams, B. grounded out to p (1-1 FB). Shults, J. grounded out to ss (2-1 BBK). Martinez, D. fouled out to lf (3-1 BBBK). 0 runs, 0 hits, 0 errors, 0 LOB.

Tennessee 8th - M. Davin to lf for H. Tobler. M. Davin reached on a fielding error by ss (1-2 FKFB). M. Brown out at first 3b to 2b, SAC, bunt (1-0 B); M. Davin advanced to second. H. Akamine walked (3-0 BBBB). R. Gaffin pinch hit for T. Lewis. R. Gaffin struck out swinging (3-2 BBKBSS). R. Chavanne lined out to ss (1-0 B). 0 runs, 0 hits, 1 error, 2 LOB.

Oklahoma 8th - T. Lewis to cf for R. Gaffin. Parsons, C. grounded out to 3b (0-1 F). Turang, B. grounded out to ss (1-2 SBF). Chamberlain out at first 1b to 2b (0-0). 0 runs, 0 hits, 0 errors, 0 LOB.

Tennessee 9th - K. Dotson grounded out to ss (0-0). L. Gibson grounded out to p (0-0). M. Shipman popped up to ss (2-2 BKBS). 0 runs, 0 hits, 0 errors, 0 LOB.

Oklahoma 9th - Casey, G. singled to left field (2-1 KBB). Pendley, S. reached on a throwing error by p, SAC, bunt (2-0 BB); Casey, G. advanced to second. Ricketts, K. struck out swinging (1-2 BSKFS). Pendley, S. advanced to second on a wild pitch; Casey, G. advanced to third on a wild pitch. Williams, B. intentionally walked (3-0 BBBB). Vest, J. pinch ran for Williams, B.. Williams, B. to dp for Vest, J.. Shults, J. reached on a fielder's choice (2-2 BBFF); Vest, J. advanced to second; Pendley, S. advanced to third; Casey, G. out at home 1b to c. Martinez, D. struck out swinging (1-2 KKFBFS). 0 runs, 1 hit, 1 error, 3 LOB.

Tennessee 10th - Vest, J. to ss. C. Tarango walked (3-2 BKFBFFBB). M. Davin reached on a fielder's choice (1-0 B); C. Tarango out at second ss unassisted. M. Davin stole second. M. Brown grounded out to p (3-2 KBBFFFBFFFFF); M. Davin advanced to third. H. Akamine intentionally walked (3-0 BBBB). T. Lewis struck out swinging (1-2 SKBS). 0 runs, 0 hits, 0 errors, 2 LOB.

Oklahoma 10th - Parsons, C. grounded out to p (0-1 K). Turang, B. singled up the middle (0-0). Chamberlain flied out to lf (1-0 B). Turang, B. stole second. Casey, G. popped up to 1b (1-2 BSSF). 0 runs, 1 hit, 0 errors, 1 LOB.

Tennessee 11th - R. Chavanne grounded out to ss (2-1 FBB). K. Dotson singled to pitcher (1-1 KB). L. Gibson singled to left center (2-0 BB); K. Dotson advanced to second. M. Shipman homered to center field, 3 RBI (0-1 K); L. Gibson scored; K. Dotson scored. C. Tarango grounded out to p (1-0 B). M. Davin singled to left field (3-1 BKBB). M. Brown reached on a fielder's choice (1-2 FBF); M.

Davin out at second ss to 2b. 3 runs, 4 hits, 0 errors, 1 LOB.

Oklahoma 11th - Pendley, S. struck out swinging (1-2 FKBS). Ricketts, K. doubled down the rf line (0-1 F). Williams, B. to dp for Vest, J.. Vest, J. to ss for Williams, B.. Williams, B. doubled to right center, RBI (2-1 BBK); Ricketts, K. scored. Sampson, E. pinch ran for Williams, B.. Shults, J. grounded out to 1b unassisted (1-1 BF); Sampson, E. advanced to third. Martinez, D. tripled to left center, RBI (2-2 FBSB); Sampson, E. scored. Parsons, C. doubled to left center, out at third cf to ss to 3b, RBI (0-2 KF); Martinez, D. scored. 3 runs, 4 hits, 0 errors, 0 LOB.

Tennessee 12th - H. Akamine lined out to 2b (1-2 KBK). T. Lewis grounded out to p (1-2 BSF). R. Chavanne struck out swinging (0-2 KSS). 0 runs, 0 hits, 0 errors, 0 LOB.

Oklahoma 12th - Turang, B. doubled down the lf line (0-1 K). Chamberlain homered down the lf line, 2 RBI (0-0); Turang, B. scored. 2 runs, 2 hits, 0 errors, 0 LOB.

2013 Women's College World Series
Oklahoma vs Tennessee
Jun 04, 2013 at Oklahoma City, Okla. (Hall of Fame Stadium)

Oklahoma 4 (57-4)

Player	ab	r	h	rbi	bb	so	po	a	lob
Chamberlain, Lauren 1b	2	2	2	0	2	0	4	0	0
Casey, Georgia 2b	2	0	0	0	0	0	1	3	2
Ricketts, Keilani dp	4	1	1	4	0	2	0	0	0
Williams, Brittany lf	4	0	0	0	0	0	1	0	1
Pendley, Shelby 3b	3	0	2	0	0	0	0	1	0
Shults, Jessica c	3	0	0	0	0	2	12	1	2
Martinez, Destinee cf	3	0	2	0	0	0	2	0	0
Vest, Jessica ss	2	0	0	0	0	0	1	1	1
Parsons, Callie ph	1	0	0	0	0	1	0	0	0
Turang, Brianna rf	2	1	0	0	1	2	0	0	0
Gascoigne, Michelle p	0	0	0	0	0	0	0	0	0
Totals	26	4	7	4	3	7	21	6	6

Tennessee 0 (52-12)

Player	ab	r	h	rbi	bb	so	po	a	lob
Lauren Gibson 2b	3	0	0	0	0	1	2	5	0
Kat Dotson rf	3	0	1	0	0	1	0	0	0
Raven Chavanne 3b	3	0	0	0	0	2	0	0	0
Madison Shipman ss	3	0	1	0	0	0	1	0	0
Hannah Akamine c	1	0	0	0	0	1	10	0	0
Lexi Overstreet ph	1	0	0	0	0	1	0	0	0
Melissa Davin lf	2	0	1	0	0	0	0	0	0
Haley Tobler lf	0	0	0	0	0	0	0	0	0
Cheyanne Tarango dp	2	0	0	0	0	2	0	0	1
Melissa Brown 1b	1	0	0	0	0	1	7	1	0
Rainey Gaffin ph	1	0	0	0	0	1	0	0	1
Tory Lewis cf	1	0	0	0	0	1	1	0	0
Whitney Hammond ph	1	0	0	0	0	1	0	0	0
Ivy Renfroe p	0	0	0	0	0	0	0	1	0
Ellen Renfroe p	0	0	0	0	0	0	0	1	0
Totals	22	0	3	0	0	12	21	8	2

Score by Innings	1	2	3	4	5	6	7	R	H	E
Oklahoma	0	0	3	0	0	0	1	4	7	0
Tennessee	0	0	0	0	0	0	0	0	3	0

LOB - OU 6; UT 2. 2B - Pendley, S.(15). 3B - Chamberlain(2). HR - Ricketts, K.(15). SH - Casey, G. 2(15); H. Akamine(4). CS - K. Dotson(2).

Oklahoma	ip	h	r	er	bb	so	ab	bf	np
Gascoigne, Michelle	7.0	3	0	0	0	12	22	23	87

Tennessee	ip	h	r	er	bb	so	ab	bf	np
Ivy Renfroe	2.1	3	3	3	2	2	8	12	59
Ellen Renfroe	4.2	4	1	1	1	5	18	19	63

Win - Gascoigne, M (19-3). Loss - I. Renfroe (22-5). Save - None.
WP - E. Renfroe(8). Pitches/strikes: Gascoigne, M 87/64; I. Renfroe 59/30; E. Renfroe 63/38.

Umpires - HP: Geri Magwire 1B: Steve McCowan 3B: Scott Thomas
Start: 7:06 pm Time: 2:11 Attendance: 8527
Weather: 83 Mstly Cloudy, Wind SE@8mph

2013 Women's College World Series
Oklahoma vs Tennessee
Jun 04, 2013 at Oklahoma City, Okla. (Hall of Fame Stadium)

Score by Innings	1	2	3	4	5	6	7	R	H	E
Oklahoma	0	0	3	0	0	0	1	4	7	0
Tennessee	0	0	0	0	0	0	0	0	3	0

Oklahoma starters: 44/1b Chamberlain; 42/2b Casey, G.; 10/dp Ricketts, K.; 23/lf Williams, B.; 1/3b Pendley, S.; 18/c Shults, J.; 0/cf Martinez, D.; 27/ss Vest, J.; 2/rf Turang, B.; 32/p Gascoigne, M;
Tennessee starters: 27/2b L. Gibson; 33/rf K. Dotson; 88/3b R. Chavanne; 44/ss M. Shipman; 6/c H. Akamine; 15/lf M. Davin; 77/dp C. Tarango; 11/1b M. Brown; 7/cf T. Lewis; 20/p I. Renfroe;

Oklahoma 1st - Chamberlain walked (3-0 BBBB). Casey, G. out at first 1b to 2b, SAC, bunt (0-1 K); Chamberlain advanced to second. Ricketts, K. struck out swinging (2-2 BFBFFS). Williams, B. grounded out to 2b (3-2 BKFBB). 0 runs, 0 hits, 0 errors, 1 LOB.

Tennessee 1st - L. Gibson grounded out to 2b (2-1 KBB). K. Dotson singled up the middle (0-1 K). R. Chavanne struck out swinging (2-2 BFBFS). K. Dotson out at second c to ss, caught stealing. 0 runs, 1 hit, 0 errors, 0 LOB.

Oklahoma 2nd - Pendley, S. fouled out to c (3-2 BSKBB). Shults, J. struck out looking (3-2 KBBBKK). Martinez, D. singled down the lf line (3-2 BBBKF). Vest, J. grounded out to 2b (3-2 BFKBFBF). 0 runs, 1 hit, 0 errors, 1 LOB.

Tennessee 2nd - M. Shipman singled up the middle (1-2 KKFFB). H. Akamine out at first 3b to 2b, SAC, bunt (0-1 F); M. Shipman advanced to second. M. Davin lined out to cf (0-2 KK). C. Tarango struck out swinging (0-2 KKS). 0 runs, 1 hit, 0 errors, 1 LOB.

Oklahoma 3rd - Turang, B. walked (3-2 BBKKBFB). Chamberlain singled to left field (2-0 BB); Turang, B. advanced to second. Casey, G. out at first p to 2b, SAC, bunt (0-0); Chamberlain advanced to second; Turang, B. advanced to third. Ricketts, K. homered to right field, 3 RBI (2-1 BKB); Chamberlain scored; Turang, B. scored. E. Renfroe to p for I. Renfroe. Williams, B. flied out to cf to left center (2-1 BFB). Pendley, S. doubled to left center (1-0 B). Shults, J. grounded out to p (2-0 BB). 3 runs, 3 hits, 0 errors, 1 LOB.

Tennessee 3rd - M. Brown struck out looking (0-2 FKK). T. Lewis struck out swinging (1-2 FBSS). L. Gibson struck out swinging (1-2 KSBFS). 0 runs, 0 hits, 0 errors, 0 LOB.

Oklahoma 4th - Martinez, D. singled through the left side (0-0). Vest, J. popped up to c, bunt (0-0). Turang, B. struck out swinging (2-2 FKBBS). Chamberlain walked (3-1 BBBKB); Martinez, D. advanced to second. Chamberlain advanced to second on a wild pitch; Martinez, D. advanced to third on a wild pitch. Casey, G. fouled out to c (2-0 BB). 0 runs, 1 hit, 0 errors, 2 LOB.

Tennessee 4th - K. Dotson struck out swinging (1-2 BFKS). R. Chavanne flied out to cf (0-0). M. Shipman grounded out to 2b (1-2 BKF). 0 runs, 0 hits, 0 errors, 0 LOB.

Oklahoma 5th - Ricketts, K. struck out swinging (2-2 BFFBS). Williams, B. grounded out to 2b (1-1 BF). Pendley, S. singled to second base (0-2 FSF). Shults, J. struck out swinging (0-2 FFS). 0 runs, 1 hit, 0 errors, 1 LOB.

Tennessee 5th - H. Akamine struck out swinging (1-2 BKFS). M. Davin singled through the right side (2-2 BKBFFF). C. Tarango struck out swinging (2-2 BKFBS). R. Gaffin pinch hit for M. Brown. R. Gaffin struck out swinging (2-2 BBKKFS). 0 runs, 1 hit, 0 errors, 1 LOB.

Oklahoma 6th - H. Tobler to lf for M. Davin. M. Brown to 1b for R. Gaffin. Martinez, D. grounded out to 2b (0-0). Parsons, C. pinch hit for Vest, J.. Parsons, C. struck out swinging (1-2 BFFS). Turang, B. struck out swinging (2-2 BBKSS). 0 runs, 0 hits, 0 errors, 0 LOB.

Tennessee 6th - Vest, J. to ss for Parsons, C.. W. Hammond pinch hit for T. Lewis. W. Hammond struck out swinging (2-2 BBSKS). L. Gibson flied out to lf down the lf line (0-0). K. Dotson grounded out to 2b (2-0 BB). 0 runs, 0 hits, 0 errors, 0 LOB.

Oklahoma 7th - T. Lewis to cf for W. Hammond. Chamberlain tripled to left field (2-1 BFB). Casey, G. fouled out to ss (1-0 B). Ricketts, K. grounded out to 1b unassisted, RBI (3-2 KFBBBF); Chamberlain scored. Williams, B. grounded out to 2b (0-0). 1 run, 1 hit, 0 errors, 0 LOB.

Tennessee 7th - R. Chavanne struck out swinging (1-2 SSBS). M. Shipman grounded out to ss (1-0 B). L.Overstreet pinch hit for H. Akamine. L.Overstreet struck out looking (0-2 KFK). 0 runs, 0 hits, 0 errors, 0 LOB.

2014 NCAA Women's College World Series

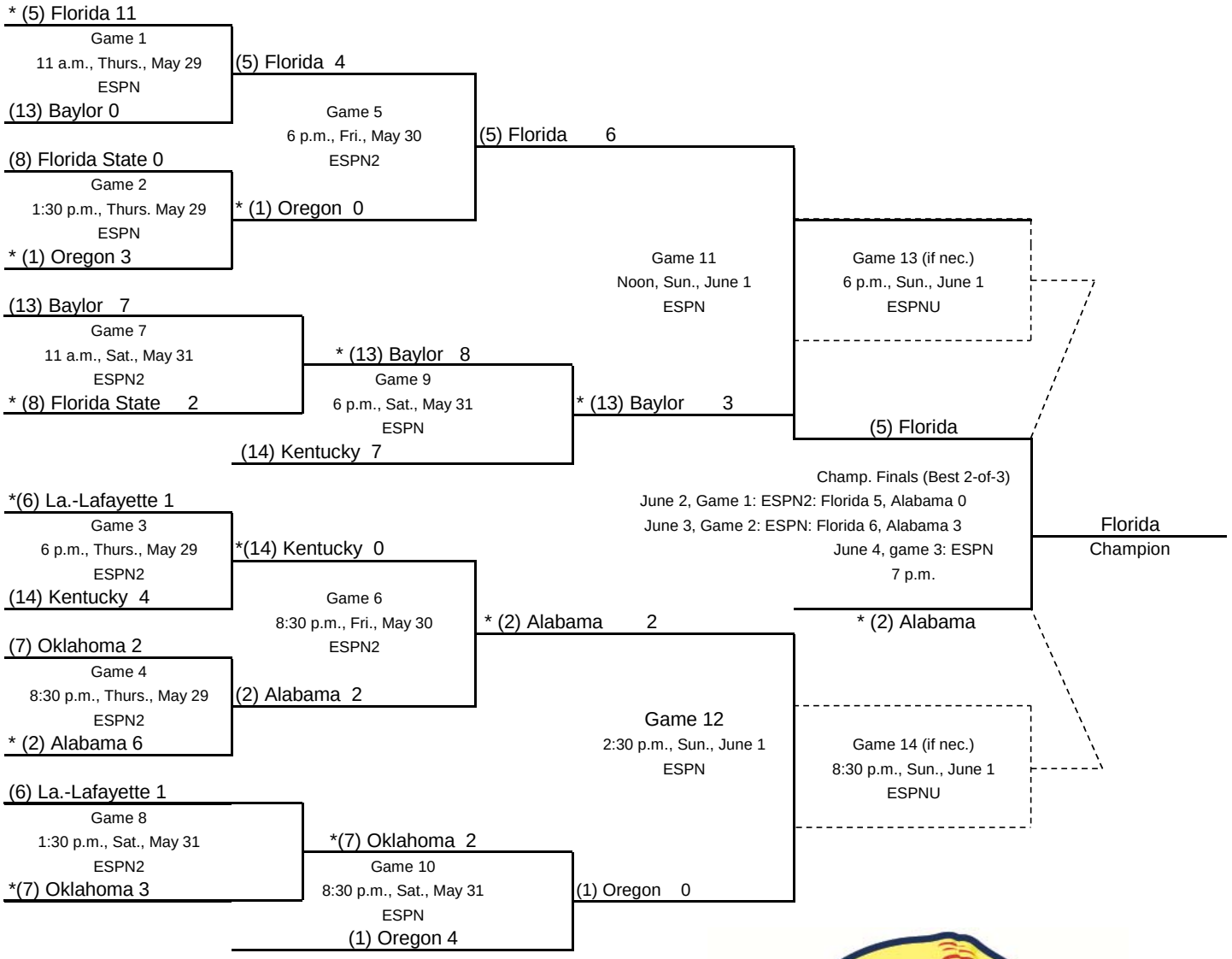

***Home**

ALL TIMES LISTED ARE LOCAL (CENTRAL TIME)

*Denotes home team

All broadcasts also available on WatchESPN

All games played at ASA Hall of Fame Stadium in Oklahoma City, Oklahoma.

Bracket Notes:

1. If the winner of Game 9 defeats the winner of Game 5, the Game 13 is necessary.
2. If the winner of Game 10 defeats the winner of Game 6, then Game 14 is necessary.
3. **If only 1 if necessary game is needed, it will be played at 6 p.m. on Sunday.**

***The NCAA Division I Softball Committee reserves the right to revise the schedule (i.e., game times) in the event weather conditions and/or media/television commitments require such adjustments.

Visit NCAA.com/broadcast and click on the NCAA TV and NCAA.com Broadcast Schedule link for the most current air dates, game times and networks.

2014 Team Rosters

NCAA® Women's College World Series®

Alabama Crimson Tide

No.	Name	Pos.
3	Kemia Davis	IF
5	Chandler Dare	UT
6	Jordan Patterson	C
8	Haylie McCleney	OF
9	Marissa Runyon	IF
10	Kaila Hunt	IF
12	Kallie Case	UT
15	Danae Hays	IF
17	Jadyn Spencer	UT
18	Andrea Hawkins	OF
19	Danielle Richard	IF
21	Chaunsey Bell	C
22	Molly Fichtner	C
23	Leslie Jury	P
24	Leona Lafaele	UT
32	Ryan Iamurri	IF
33	Jackie Traina	P/UT

Head Coach: Patrick Murphy

Baylor Bears

No.	Name	Pos.
00	Lindsey Cargill	IF
2	Sydney Betke	OF
3	Heather Stearns	RHP
4	Sarah Beth Toben	P
6	Holly Holl	1B
7	Kaitlyn Thumann	OF
8	Justine Young	OF
10	Jordan Stickland	IF
11	Whitney Canion	LHP
13	Riley Browder	IF
14	Ari Hawkins	IF
15	Clare Hosack	C
16	Sarah Crockett	1B
17	Robin Landrith	IF/C
19	Sam Montes	P/IF
22	Bailey Chalmers	C/IF
24	Sarah Smith	IF
27	Jill Reid	IF
44	Liz Paul	RHP
45	Linsey Hays	OF
73	Christy Lisenby	OF/C

Head Coach: Glenn Moore

Florida Gators

No.	Name	Pos.
1	Aubree Munro	C
4	Jesscia Damico	UT
6	Kathlyn Medina	SS
7	Kelsey Steward	IF
9	Stephanie Tofft	UT
12	Taylore Filler	UT
13	Hannah Rogers	RHP
17	Lauren Haeger	RHP
19	Chelsea Herndon	UT
20	F. Martinez	OF
24	Kirsti Merritt	OF
27	Lindsey Spatola	UT
49	Taylo Schwarz	1B
52	Justine McLean	OF
55	Briana Little	OF
88	Bailey Castro	UT

Head Coach: Tim Walton

Florida State Seminoles

No.	Name	Pos.
00	Celeste Gomez	C
3	Stephanie Hartness	OF
5	Alex Kossoff	OF
6	Tiffani Brown	2B
7	Maddie O'Brien	SS
8	Courtney Senas	OF
11	Alex Powers	UT
12	Victoria Daddias	UT
13	Lacey Waldrop	P
14	Ellie Cooper	UT
16	Jessica Burroughs	P
18	Victoria East	1B
23	Kelly Hensley	OF
24	Briana Hamilton	3B
25	Macey Cheatham	C
26	Jesscia Nori	P
27	Bailey Schinella	P/UT
28	Bella D'Errico	OF
32	Rylan Harvey	1B
34	Corey Hendrickson	UT
44	Lauren Harris	OF
77	Ryann Day	IF

Head Coach: Lonni Alameda

UL Lafayette Ragin Cajuns

No.	Name	Pos.
3	Natalie Fernandez	UT
4	Kassidy Zeringue	UT
5	Meagan Thomas	UT
6	Taylor Meaux	IF
7	Jordan Wallace	P
8	Aleah Craighton	OF
9	Linzey Cifreo	C
12	Gabby Felps	IF
13	Marie Hoag	UT
14	Cassidy White	OF
16	Christian Hamilton	P
17	Leandra Maly	OF
18	Alex Stewart	P
19	Shelbi Redfearn	OF
20	Kendall Smith	OF
21	Samantha Walsh	UT
22	Shellie Landry	UT
23	Ciarra Cherry	IF
24	Macey Smith	P
25	Sara Corbello	UT
27	Sarah Arceneaux	IF
28	Kelsey Vincent	IF
29	Lexi Rouse	P
31	Corin Voinche	IF
32	Victoria Brown	P
33	Lexie Elkins	C
35	Haley Hayden	IF

Head Coach: Michael Lotief

Kentucky Wildcats

No.	Name	Pos.
2	Sylver Samuel	OF
3	Shannon Smith	P/IF
5	Meagan Prince	P
7	Maisie Steed	IF
9	Breanna Ray	OF
10	Christian Stokes	IF
11	Krystal Smith	IF
13	Griffin Joiner	C
19	Lauren Cumbess	P
21	Emily Jolly	OF/IF
24	Kara Howard	OF
26	Stephanie Martino	IF
27	Emily Gaines	OF
30	Ginny Carol	OF
33	Kelsey Ninley	P
42	Ansley Smith	IF
43	D. Richardson	OF
44	Sarah Frazer	IF
77	Nikki Sagermann	IF

Head Coach: Rachel Lawson

Oklahoma Sooners

No.	Name	Pos.
00	Destinee Martinez	OF
1	Shelby Pendley	IF
6	Macey Hatfield	UT
7	Javen Henson	IF
11	Paris Townsend	OF
12	Callie Parsons	OF
13	Whitney Ellis	C/IF
18	Kelsey Stevens	RHP
21	Taylor Hodges	RHP
22	Kady Self	OF
23	Brittany Williams	OF
27	Jessica Vest	IF
33	Leslie Miller	RHP
42	Georgia Casey	RHP
44	Lauren Chamberlain	IF
48	Erin Miller	OF

Head Coach: Patty Gasso

Oregon Ducks

No.	Name	Pos.
1	Sara Goodrun	OF
2	Danica Mercado	IF
3	Nikki Udria	IF
4	L. Beaudrie-Pierson	OF
5	Sammie Puentes	IF
7	Koral Costa	UT
8	Karine Shaver	IF
9	Alyssa Gillespie	OF
10	Karissa Hovinga	RHP
11	Cheridan Hawkins	LHP
14	Alexa Peterson	C
15	Alyssa Lewis	OF
16.	J. Smithson-Willet	RHP
18	Stevie Jo Knapp	IF
19	Janie Taleda	OF
20	Jamie Rae Sullivan	IF
22	Courtney Ceo	IF
26	Janelle Lindvall	C
33	Kailee Cucio	UT

Head Coach: Mike White

2014 Women's College World Series
WCWS Leaders Summary as of Jun 03, 2014
(All games)

TEAM BATTING	g	avg	ab	r	h	2b	3b	hr	bb	so	sb-att
Florida	5	.331	136	32	45	10	1	6	12	21	6-6
Baylor	4	.274	106	18	29	4	0	3	4	17	2-4
Oregon	4	.240	104	7	25	5	0	0	4	24	2-3
Alabama	5	.240	125	13	30	1	1	5	7	23	0-1
Kentucky	3	.238	80	11	19	4	0	4	7	14	3-4
Oklahoma	3	.151	73	7	11	1	0	3	11	17	3-4
Louisiana-Lafayette	2	.140	50	2	7	0	0	2	8	14	0-0
Florida State	2	.122	49	2	6	1	0	0	7	14	0-0
Totals	14	.238	723	92	172	26	2	23	60	144	16-22

TEAM PITCHING	g	era	w	l	sv	ip	h	r	er	bb	so
Florida	5	1.27	5	0	1	33.0	22	6	6	3	16
Alabama	5	2.06	3	2	0	34.0	29	13	10	12	30
Oregon	4	2.07	2	2	0	27.0	24	8	8	10	24
Louisiana-Lafayette	2	2.15	0	2	0	13.0	9	7	4	5	4
Kentucky	3	2.33	1	2	0	21.0	17	11	7	10	17
Oklahoma	3	3.50	1	2	0	20.0	20	11	10	7	22
Florida State	2	4.31	0	2	0	13.0	19	10	8	1	10
Baylor	4	5.65	2	2	1	26.0	32	26	21	12	21
Totals	14	2.77	14	14	2	187.0	172	92	74	60	144

TEAM FIELDING	g	po	a	e	pct	dp	pb	sba-att
Florida State	2	39	21	1	.984	0	0	4-5
Oregon	4	81	28	2	.982	0	0	2-4
Oklahoma	3	60	14	2	.974	0	0	0-1
Florida	5	99	42	4	.972	7	0	0-0
Alabama	5	102	38	4	.972	1	0	4-5
Kentucky	3	63	26	3	.967	1	0	0-1
Baylor	4	78	17	4	.960	0	2	5-5
Louisiana-Lafayette	2	39	15	4	.931	0	0	1-1
Totals	14	561	201	24	.969	9	2	16-22

INDIVIDUAL BATTING

Min 1 plate appearances	g	avg	ab	r	h	rbi	2b	3b	hr	bb
Ryan Iamurri-UA	2	1.000	1	0	1	0	0	0	0	0
Ellie Cooper-FS	1	1.000	1	0	1	0	1	0	0	0
Bailey Castro-UF	5	.556	9	2	5	4	2	0	1	4
Ceo, Courtney-ORE	4	.500	12	0	6	0	0	0	0	2
Hays, Linsey-BU	4	.500	12	4	6	1	0	0	0	0
Chelsea Herndon-UF	2	.500	2	1	1	4	0	0	1	0
Puentes, Sammie-ORE	2	.500	2	0	1	0	0	0	0	0
Kelsey Stewart-UF	5	.471	17	5	8	2	0	0	0	1
Strickland, Jordan-BU	4	.455	11	5	5	6	1	0	2	1
Pendley, Shelby-OU	3	.444	9	3	4	2	0	0	2	1
Udria, Nikki-ORE	4	.444	9	2	4	1	1	0	0	0
Kirsti Merritt-UF	5	.429	14	7	6	5	1	0	2	3
Kaila Hunt-UA	5	.417	12	4	5	2	0	0	1	4
Cumbess,Lauren-UK	3	.400	10	1	4	2	1	0	1	0
Smith,Krystal-UK	3	.400	10	4	4	1	2	0	1	0
Elkins,Lexie-UL	2	.400	5	2	2	2	0	0	2	1
Alex Kossoff-FS	2	.400	5	1	2	0	0	0	0	0
Haylie McCleney-UA	5	.375	16	3	6	1	1	1	1	1
Jaclyn Traina-UA	3	.375	8	0	3	0	0	0	0	0
Stephanie Tofft-UF	5	.357	14	3	5	6	2	0	1	1

INDIVIDUAL PITCHING

Minimum 1 IP	app	era	w-l	sv	ip	h	r	er	bb	so
Hovinga, Karissa-ORE	3	0.00	0-0	0	7.2	10	0	0	1	7
Sydney Littlejohn-UA	1	0.00	0-0	0	4.2	6	1	0	1	1
Delanie Gourley-UF	1	0.00	1-0	0	2.0	0	0	0	1	2
Hannah Rogers-UF	5	1.00	4-0	1	28.0	17	4	4	2	13
Hamilton,Christina-UL	2	2.15	0-2	0	13.0	9	7	4	5	4
Nunley,Kelsey-UK	3	2.33	1-2	0	21.0	17	11	7	10	17
Jaclyn Traina-UA	5	2.44	3-2	0	28.2	23	12	10	11	29
Hawkins, Cheridan-ORE	4	2.90	2-2	0	19.1	14	8	8	9	17
Stevens, Kelsey-OU	3	3.06	1-1	0	16.0	17	8	7	5	19
Jessica Burroughs-FS	2	3.50	0-0	0	4.0	3	2	2	0	5
Paul, Liz-BU	1	3.50	0-0	0	4.0	6	4	2	1	3
Lacey Waldrop-FS	2	4.67	0-2	0	9.0	16	8	6	1	5
Lauren Haeger-UF	1	4.67	0-0	0	3.0	5	2	2	0	1
Pendley, Shelby-OU	2	5.25	0-1	0	4.0	3	3	3	2	3
Canion, Whitney-BU	4	5.37	0-2	1	14.1	16	14	11	7	10

HITS

Kelsey Stewart-UF	8
5 tied with 6 hit(s)	

RUNS SCORED

Kirsti Merritt-UF	7
Kelsey Stewart-UF	5
Strickland, Jordan-BU	5
4 tied with 4 run(s) scored	

RUNS BATTED IN

Stephanie Tofft-UF	6
Strickland, Jordan-BU	6
Kirsti Merritt-UF	5
4 tied with 4 RBI(s)	

DOUBLES

Smith,Krystal-UK	2
Stephanie Tofft-UF	2
Briana Little-UF	2
Bailey Castro-UF	2
18 tied with 1 double(s)	

TRIPLES

Haylie McCleney-UA	1
Briana Little-UF	1

HOME RUNS

Kirsti Merritt-UF	2
Strickland, Jordan-BU	2
Elkins,Lexie-UL	2
Pendley, Shelby-OU	2
15 tied with 1 home run(s)	

TOTAL BASES

Kirsti Merritt-UF	13
Haylie McCleney-UA	12
Strickland, Jordan-BU	12
3 tied with 10 total base(s)	

STOLEN BASES

	sb-att
Kirsti Merritt-UF	2-2
Kelsey Stewart-UF	2-2
Hays, Linsey-BU	2-2
Samuel,Sylver-UK	2-3
Miller, Erin-OU	2-3

STRIKEOUTS

	ip	so
Jaclyn Traina-UA	28.2	29
Stevens, Kelsey-OU	16.0	19
Nunley,Kelsey-UK	21.0	17
Hawkins, Cheridan-ORE	19.1	17
Hannah Rogers-UF	28.0	13

2014 Women's College World Series
WCWS Overall Statistics (as of Jun 03, 2014)
(All games Sorted by Batting avg)

Team	avg	g	ab	r	h	2b	3b	hr	rbi	tb	slg%	bb	hp	so	gdp	ob%	sf	sh	sb-att	po	a	e	fld%
Florida	.331	5	136	32	45	10	1	6	31	75	.551	12	8	21	0	.411	2	3	6-6	99	42	4	.972
Baylor	.274	4	106	18	29	4	0	3	16	42	.396	4	0	17	2	.300	0	1	2-4	78	17	4	.960
Oregon	.240	4	104	7	25	5	0	0	7	30	.288	4	1	24	1	.275	0	1	2-3	81	28	2	.982
Alabama	.240	5	125	13	30	1	1	5	13	48	.384	7	0	23	3	.280	0	3	0-1	102	38	4	.972
Kentucky	.238	3	80	11	19	4	0	4	8	35	.438	7	0	14	1	.295	1	3	3-4	63	26	3	.967
Oklahoma	.151	3	73	7	11	1	0	3	6	21	.288	11	1	17	0	.271	0	0	3-4	60	14	2	.974
Louisiana-Lafayette	.140	2	50	2	7	0	0	2	2	13	.260	8	2	14	0	.283	0	0	0-0	39	15	4	.931
Florida State	.122	2	49	2	6	1	0	0	2	7	.143	7	0	14	0	.232	0	0	0-0	39	21	1	.984
Totals	.238	28	723	92	172	26	2	23	85	271	.375	60	12	144	7	.306	3	11	16-22	561	201	24	.969

(All games Sorted by Earned run avg)

Team	era	w-l	g	cg	sho	sv	ip	h	r	er	bb	so	2b	3b	hr	b/avg	wp	hp	bk	sfa	sha
Florida	1.27	5-0	5	4	3/0	1	33.0	22	6	6	3	16	1	1	1	.186	0	0	0	0	0
Alabama	2.06	3-2	5	3	2/0	0	34.0	29	13	10	12	30	3	0	4	.223	0	1	0	1	1
Oregon	2.07	2-2	4	1	1/0	0	27.0	24	8	8	10	24	1	0	3	.231	0	2	0	0	1
Louisiana-Lafayette	2.15	0-2	2	2	0/0	0	13.0	9	7	4	5	4	3	0	2	.196	0	1	0	1	3
Kentucky	2.33	1-2	3	3	0/0	0	21.0	17	11	7	10	17	4	0	3	.218	1	0	0	0	3
Oklahoma	3.50	1-2	3	1	0/0	0	20.0	20	11	10	7	22	3	0	3	.247	2	3	0	0	0
Florida State	4.31	0-2	2	0	0/0	0	13.0	19	10	8	1	10	2	0	2	.333	0	0	0	0	1
Baylor	5.65	2-2	4	1	0/0	1	26.0	32	26	21	12	21	9	1	5	.294	1	5	0	1	2
Totals	2.77	14-14	28	15	6/0	2	187.0	172	92	74	60	144	26	2	23	.238	4	12	0	3	11

PB - BU 2.

(All games Sorted by Fielding pct)

Team	c	po	a	e	fld%	dp	sba	csb	sba%	pb	ci
Florida State	61	39	21	1	.984	0	4	1	.800	0	0
Oregon	111	81	28	2	.982	0	2	2	.500	0	0
Oklahoma	76	60	14	2	.974	0	0	1	.000	0	0
Florida	145	99	42	4	.972	7	0	0	---	0	0
Alabama	144	102	38	4	.972	1	4	1	.800	0	0
Kentucky	92	63	26	3	.967	1	0	1	.000	0	0
Baylor	99	78	17	4	.960	0	5	0	1.000	2	0
Louisiana-Lafayette	58	39	15	4	.931	0	1	0	1.000	0	0
Totals	786	561	201	24	.969	9	16	6	.727	2	0

2014 Women's College World Series
WCWS Overall Statistics (as of Jun 03, 2014)
(All games Sorted by Batting avg)

Player	avg	gp-gs	ab	r	h	2b	3b	hr	rbi	tb	slg%	bb	hp	so	gdp	ob%	sf	sh	sb-att
Ryan Iamurri, UA	1.000	2-0	1	0	1	0	0	0	0	1	1.000	0	0	0	0	1.000	0	1	0-0
Ellie Cooper, FS	1.000	1-0	1	0	1	1	0	0	0	2	2.000	0	0	0	0	1.000	0	0	0-0
Bailey Castro, UF	.556	5-5	9	2	5	2	0	1	4	10	1.111	4	1	2	0	.714	0	0	0-0
Ceo, Courtney, ORE	.500	4-4	12	0	6	0	0	0	0	6	.500	2	0	2	0	.571	0	0	1-2
Hays, Linsey, BU	.500	4-4	12	4	6	0	0	0	1	6	.500	0	0	0	1	.500	0	0	2-2
Chelsea Herndon, UF	.500	2-0	2	1	1	0	0	1	4	4	2.000	0	0	0	0	.500	0	0	0-0
Puentes, Sammie, ORE	.500	2-0	2	0	1	0	0	0	0	1	.500	0	0	1	0	.500	0	0	0-0
Kelsey Stewart, UF	.471	5-5	17	5	8	0	0	0	2	8	.471	1	1	1	0	.526	0	0	2-2
Strickland, Jordan, BU	.455	4-4	11	5	5	1	0	2	6	12	1.091	1	0	0	1	.500	0	0	0-0
Pendley, Shelby, OU	.444	3-3	9	3	4	0	0	2	2	10	1.111	1	0	1	0	.500	0	0	0-0
Udria, Nikki, ORE	.444	4-4	9	2	4	1	0	0	1	5	.556	0	1	1	0	.500	0	0	0-0
Kirsti Merritt, UF	.429	5-5	14	7	6	1	0	2	5	13	.929	3	1	0	0	.556	0	1	2-2
Kaila Hunt, UA	.417	5-5	12	4	5	0	0	1	2	8	.667	4	0	2	0	.563	0	0	0-0
Cumbess,Lauren, UK	.400	3-3	10	1	4	1	0	1	2	8	.800	0	0	2	0	.400	0	0	0-0
Smith,Krystal, UK	.400	3-3	10	4	4	2	0	1	1	9	.900	0	0	0	1	.400	0	0	0-0
Elkins,Lexie, UL	.400	2-2	5	2	2	0	0	2	2	8	1.600	1	1	1	0	.571	0	0	0-0
Alex Kossoff, FS	.400	2-2	5	1	2	0	0	0	0	2	.400	0	0	0	0	.400	0	0	0-0
Haylie McCleney, UA	.375	5-5	16	3	6	1	1	1	1	12	.750	1	0	2	0	.412	0	0	0-0
Jaclyn Traina, UA	.375	3-3	8	0	3	0	0	0	0	3	.375	0	0	2	0	.375	0	0	0-0
Stephanie Tofft, UF	.357	5-5	14	3	5	2	0	1	6	10	.714	1	1	1	0	.389	2	1	0-0
Lauren Haeger, UF	.333	5-5	18	1	6	1	0	0	1	7	.389	1	0	3	0	.368	0	0	0-0
Aubree Munro, UF	.333	5-5	15	3	5	1	0	1	2	9	.600	0	0	2	0	.333	0	0	0-0
Costa, Koral, ORE	.333	4-4	12	1	4	1	0	0	0	5	.417	0	0	4	0	.333	0	0	0-0
Joiner,Griffin, UK	.333	3-3	9	0	3	0	0	0	0	3	.333	1	0	1	0	.400	0	0	0-0
Danielle Richard, UA	.333	2-1	3	0	1	0	0	0	0	1	.333	0	0	1	0	.333	0	1	0-0
Vest, Jessica, OU	.333	2-1	3	0	1	0	0	0	1	1	.333	0	0	1	0	.333	0	0	0-0
Jadyn Spencer, UA	.313	5-5	16	1	5	0	0	1	3	8	.500	0	0	2	0	.313	0	0	0-0
Hawkins, Ari, BU	.308	4-4	13	2	4	0	0	1	1	7	.538	0	0	2	0	.308	0	1	0-1
Cargill, Lindsey, BU	.300	4-4	10	0	3	0	0	0	1	3	.300	0	0	1	0	.300	0	0	0-0
Briana Little, UF	.286	5-5	14	4	4	2	1	0	2	8	.571	1	3	4	0	.444	0	0	0-0
Takeda, Janie, ORE	.286	4-4	14	1	4	1	0	0	2	5	.357	0	0	0	0	.286	0	0	1-1
Hayden,Haley, UL	.286	2-2	7	0	2	0	0	0	0	2	.286	0	0	1	0	.286	0	0	0-0
Fernandez,Natalie, UL	.286	2-2	7	0	2	0	0	0	0	2	.286	0	0	0	0	.286	0	0	0-0
Landrith, Robin, BU	.273	4-4	11	1	3	1	0	0	3	4	.364	1	0	1	0	.333	0	0	0-0
Cuico, Kailee, ORE	.273	4-4	11	0	3	1	0	0	2	4	.364	1	0	4	0	.333	0	0	0-0
Smith, Sarah, BU	.250	4-4	12	1	3	1	0	0	2	4	.333	0	0	2	0	.250	0	0	0-0
Stokes,Christian, UK	.222	3-3	9	1	2	1	0	0	0	3	.333	1	0	3	0	.300	0	1	1-1
Molly Fichtner, UA	.214	5-5	14	1	3	0	0	0	1	3	.214	1	0	2	0	.267	0	0	0-0
Samuel,Sylver, UK	.200	3-3	10	0	2	0	0	0	0	2	.200	0	0	3	0	.200	0	1	2-3
Taylore Fuller, UF	.200	3-1	5	1	1	0	0	0	0	1	.200	0	0	0	0	.200	0	0	0-0
Maddie O'Brien, FS	.200	2-2	5	1	1	0	0	0	0	1	.200	2	0	1	0	.429	0	0	0-0
Justine McLean, UF	.200	5-0	5	2	1	0	0	0	1	1	.200	0	0	1	0	.200	0	0	1-1
Taylor Schwarz, UF	.188	5-5	16	2	3	1	0	0	4	4	.250	0	1	6	0	.235	0	0	1-1
Peterson, Alexa, ORE	.182	4-4	11	1	2	1	0	0	1	3	.273	0	0	2	1	.182	0	0	0-0
Peyton Grantham, UA	.182	5-5	11	2	2	0	0	1	3	5	.455	1	0	3	1	.250	0	0	0-1
Kallie Case, UA	.167	5-5	12	1	2	0	0	0	0	2	.167	0	0	2	1	.167	0	1	0-0
Hosack, Clare, BU	.167	4-4	12	1	2	0	0	0	0	2	.167	0	0	4	0	.167	0	0	0-1
Chamberlain, Lauren, OU	.167	3-3	6	1	1	0	0	0	0	1	.167	4	0	2	0	.500	0	0	0-0
Walsh,Samantha, UL	.167	2-2	6	0	1	0	0	0	0	1	.167	1	0	3	0	.286	0	0	0-0
Tiffani Brown, FS	.167	2-2	6	0	1	0	0	0	0	1	.167	1	0	1	0	.286	0	0	0-0
Briana Hamilton, FS	.167	2-2	6	0	1	0	0	0	2	1	.167	1	0	3	0	.286	0	0	0-0
Miller, Erin, OU	.167	3-3	6	1	1	0	0	0	0	1	.167	3	0	1	0	.444	0	0	2-3
Thumann, Kaitlyn, BU	.154	4-4	13	1	2	1	0	0	2	3	.231	1	0	4	0	.214	0	0	0-0
Sagermann,Nikki, UK	.143	3-3	7	1	1	0	0	0	0	1	.143	4	0	0	0	.455	0	0	0-0
Casey, Georgia, OU	.143	3-3	7	1	1	0	0	0	0	1	.143	2	0	1	0	.333	0	0	0-0
Carroll,Ginny, UK	.143	3-3	7	1	1	0	0	1	4	4	.571	1	0	2	0	.222	1	0	0-0
Jolly,Emily, UK	.125	3-3	8	1	1	0	0	0	0	1	.125	0	0	0	0	.125	0	1	0-0
Ellis, Whitney, OU	.125	3-3	8	0	1	0	0	0	0	1	.125	0	0	2	0	.125	0	0	0-0
Parsons, Callie, OU	.111	3-3	9	1	1	0	0	1	1	4	.444	0	0	1	0	.111	0	0	1-1
Williams, Brittany, OU	.111	3-3	9	0	1	1	0	0	2	2	.222	1	0	3	0	.200	0	0	0-0
Gaines,Emily, UK	.100	3-3	10	1	1	0	0	1	1	4	.400	0	0	3	0	.100	0	0	0-0
Marisa Runyon, UA	.100	4-4	10	0	1	0	0	0	1	1	.100	0	0	2	0	.100	0	0	0-0

Player	avg	gp-gs	ab	r	h	2b	3b	hr	rbi	tb	slg%	bb	hp	so	gdp	ob%	sf	sh	sb-att
Holl, Holly, BU	.091	4-4	11	2	1	0	0	0	0	1	.091	1	0	2	0	.167	0	0	0-0
Leona Lafaele, UA	.077	5-5	13	1	1	0	0	1	2	4	.308	0	0	3	1	.077	0	0	0-0
Gillespie, Alyssa, ORE	.077	4-4	13	2	1	0	0	0	0	1	.077	1	0	4	0	.143	0	0	0-0
Lindvall, Janelle, ORE	.000	4-4	12	0	0	0	0	0	1	0	.000	0	0	3	0	.000	0	0	0-0
Martinez, Destinee, OU	.000	3-3	11	0	0	0	0	0	0	0	.000	0	0	1	0	.000	0	0	0-0
Shaver, Karine, ORE	.000	4-4	7	0	0	0	0	0	0	0	.000	0	0	2	0	.000	0	1	0-0
Katie Medina, UF	.000	5-5	7	0	0	0	0	0	0	0	.000	1	0	1	0	.125	0	1	0-0
Landry,Shellie, UL	.000	2-2	7	0	0	0	0	0	0	0	.000	0	0	2	0	.000	0	0	0-0
Kelly Hensley, FS	.000	2-2	6	0	0	0	0	0	0	0	.000	0	0	1	0	.000	0	0	0-0
Danae Hays, UA	.000	5-5	6	0	0	0	0	0	0	0	.000	0	0	2	0	.000	0	0	0-0
Courtney Senas, FS	.000	2-2	6	0	0	0	0	0	0	0	.000	1	0	3	0	.143	0	0	0-0
Redfearn,Shelbi, UL	.000	2-2	5	0	0	0	0	0	0	0	.000	1	1	1	0	.286	0	0	0-0
Victoria East, FS	.000	2-2	5	0	0	0	0	0	0	0	.000	1	0	0	0	.167	0	0	0-0
Celeste Gomez, FS	.000	2-2	5	0	0	0	0	0	0	0	.000	0	0	3	0	.000	0	0	0-0
Corbello,Sara, UL	.000	2-2	4	0	0	0	0	0	0	0	.000	2	0	1	0	.333	0	0	0-0
Henson, Javen, OU	.000	3-3	4	0	0	0	0	0	0	0	.000	0	1	3	0	.200	0	0	0-0
Bailey Schinella, FS	.000	2-2	3	0	0	0	0	0	0	0	.000	1	0	1	0	.250	0	0	0-0
Voinche,Corin, UL	.000	2-2	3	0	0	0	0	0	0	0	.000	0	0	1	0	.000	0	0	0-0
Vincent,Kelsey, UL	.000	2-2	3	0	0	0	0	0	0	0	.000	3	0	2	0	.500	0	0	0-0
Andrea Hawkins, UA	.000	3-0	2	0	0	0	0	0	0	0	.000	0	0	0	0	.000	0	0	0-0
Felps,Gabby, UL	.000	2-0	2	0	0	0	0	0	0	0	.000	0	0	1	0	.000	0	0	0-0
Smith,Kendall, UL	.000	1-0	1	0	0	0	0	0	0	0	.000	0	0	1	0	.000	0	0	0-0
Crockett, Sarah, BU	.000	1-0	1	0	0	0	0	0	0	0	.000	0	0	1	0	.000	0	0	0-0
Sullivan, Jamie Rae, ORE	.000	1-0	1	0	0	0	0	0	0	0	.000	0	0	1	0	.000	0	0	0-0
Miller, Leslie, OU	.000	1-0	1	0	0	0	0	0	0	0	.000	0	0	1	0	.000	0	0	0-0
Chaunsey Bell, UA	.000	1-0	1	0	0	0	0	0	0	0	.000	0	0	0	0	.000	0	0	0-0
Alex Powers, FS	.000	1-0	1	0	0	0	0	0	0	0	.000	0	0	1	0	.000	0	0	0-0

2014 Women's College World Series
WCWS Overall Statistics (as of Jun 03, 2014)
(All games Sorted by Earned run avg)

Player	era	w-l	app	gs	cg	sho	sv	ip	h	r	er	bb	so	2b	3b	hr	b/avg	wp	hp	bk
Hovinga, Karissa, ORE	0.00	0-0	3	1	0	0/0	0	7.2	10	0	0	1	7	0	0	0	.313	0	0	0
Sydney Littlejohn, UA	0.00	0-0	1	0	0	0/0	0	4.2	6	1	0	1	1	1	0	0	.300	0	0	0
Delanie Gourley, UF	0.00	1-0	1	0	0	0/0	0	2.0	0	0	0	1	2	0	0	0	.000	0	0	0
Hannah Rogers, UF	1.00	4-0	5	4	4	3/0	1	28.0	17	4	4	2	13	1	1	0	.177	0	0	0
Hamilton,Christina, UL	2.15	0-2	2	2	2	0/0	0	13.0	9	7	4	5	4	3	0	2	.196	0	1	0
Nunley,Kelsey, UK	2.33	1-2	3	3	3	0/0	0	21.0	17	11	7	10	17	4	0	3	.218	1	0	0
Jaclyn Traina, UA	2.44	3-2	5	5	3	2/0	0	28.2	23	12	10	11	29	2	0	4	.213	0	0	0
Hawkins, Cheridan, ORE	2.90	2-2	4	3	1	1/0	0	19.1	14	8	8	9	17	1	0	3	.194	0	2	0
Stevens, Kelsey, OU	3.06	1-1	3	2	1	0/0	0	16.0	17	8	7	5	19	2	0	3	.258	1	2	0
Jessica Burroughs, FS	3.50	0-0	2	0	0	0/0	0	4.0	3	2	2	0	5	0	0	1	.200	0	0	0
Paul, Liz, BU	3.50	0-0	1	0	0	0/0	0	4.0	6	4	2	1	3	1	0	1	.333	0	0	0
Lacey Waldrop, FS	4.67	0-2	2	2	0	0/0	0	9.0	16	8	6	1	5	2	0	1	.381	0	0	0
Lauren Haeger, UF	4.67	0-0	1	1	0	0/0	0	3.0	5	2	2	0	1	0	0	1	.333	0	0	0
Pendley, Shelby, OU	5.25	0-1	2	1	0	0/0	0	4.0	3	3	3	2	3	1	0	0	.200	1	1	0
Canion, Whitney, BU	5.37	0-2	4	3	1	0/0	1	14.1	16	14	11	7	10	7	1	3	.281	0	4	0
Stearns, Heather, BU	7.30	2-0	3	1	0	0/0	0	7.2	10	8	8	4	8	1	0	1	.294	1	1	0

PB - Hosack BU 2.

2014 Women's College World Series
WCWS Overall Statistics (as of Jun 03, 2014)
(All games Sorted by Fielding pct)

Player	c	po	a	e	fld%	dp	sba	csb	sba%	pb	ci
Taylor Schwarz, UF	43	43	0	0	1.000	7	0	0	---	0	0
Molly Fichtner, UA	34	32	2	0	1.000	0	3	1	.750	0	0
Lindvall, Janelle, ORE	29	27	2	0	1.000	0	2	2	.500	0	0
Hosack, Clare, BU	24	23	1	0	1.000	0	5	0	1.000	2	0
Cumbess,Lauren, UK	24	24	0	0	1.000	1	0	0	---	0	0
Kelsey Stewart, UF	22	8	14	0	1.000	3	0	0	---	0	0
Kaila Hunt, UA	19	9	10	0	1.000	1	0	0	---	0	0
Victoria East, FS	18	18	0	0	1.000	0	0	0	---	0	0
Aubree Munro, UF	16	16	0	0	1.000	0	0	0	---	0	0
Holl, Holly, BU	15	14	1	0	1.000	0	0	0	---	0	0
Udria, Nikki, ORE	15	5	10	0	1.000	0	0	0	---	0	0
Vincent,Kelsey, UL	14	14	0	0	1.000	0	0	0	---	0	0
Celeste Gomez, FS	14	12	2	0	1.000	0	4	1	.800	0	0
Hannah Rogers, UF	13	2	11	0	1.000	2	0	0	---	0	0
Chamberlain, Lauren, OU	11	11	0	0	1.000	0	0	0	---	0	0
Stephanie Tofft, UF	10	5	5	0	1.000	2	0	0	---	0	0
Sagermann,Nikki, UK	8	2	6	0	1.000	0	0	0	---	0	0
Tiffani Brown, FS	8	0	8	0	1.000	0	0	0	---	0	0
Kallie Case, UA	8	8	0	0	1.000	0	0	0	---	0	0
Elkins,Lexie, UL	8	5	3	0	1.000	0	1	0	1.000	0	0
Henson, Javen, OU	8	6	2	0	1.000	0	0	0	---	0	0
Strickland, Jordan, BU	7	6	1	0	1.000	0	0	0	---	0	0
Takeda, Janie, ORE	7	7	0	0	1.000	0	0	0	---	0	0
Costa, Koral, ORE	7	7	0	0	1.000	0	0	0	---	0	0
Casey, Georgia, OU	7	1	6	0	1.000	0	0	0	---	0	0
Peyton Grantham, UA	7	2	5	0	1.000	0	0	0	---	0	0
Hays, Linsey, BU	7	6	1	0	1.000	0	0	0	---	0	0
Fernandez,Natalie, UL	6	4	2	0	1.000	0	0	0	---	0	0
Parsons, Callie, OU	6	6	0	0	1.000	0	0	0	---	0	0
Peterson, Alexa, ORE	6	6	0	0	1.000	0	0	0	---	0	0
Haylie McCleney, UA	6	5	1	0	1.000	0	0	0	---	0	0
Kirsti Merritt, UF	6	6	0	0	1.000	0	0	0	---	0	0
Nunley,Kelsey, UK	6	1	5	0	1.000	0	0	1	.000	0	0
Ceo, Courtney, ORE	5	2	3	0	1.000	0	0	0	---	0	0
Martinez, Destinee, OU	5	5	0	0	1.000	0	0	0	---	0	0
Maddie O'Brien, FS	5	2	3	0	1.000	0	0	0	---	0	0
Hawkins, Cheridan, ORE	4	0	4	0	1.000	0	2	2	.500	0	0
Lacey Waldrop, FS	4	0	4	0	1.000	0	3	1	.750	0	0
Redfearn,Shelbi, UL	4	4	0	0	1.000	0	0	0	---	0	0
Bailey Castro, UF	4	4	0	0	1.000	0	0	0	---	0	0
Ellie Cooper, FS	4	4	0	0	1.000	0	0	0	---	0	0
Canion, Whitney, BU	4	1	3	0	1.000	0	2	0	1.000	0	0
Jadyn Spencer, UA	4	4	0	0	1.000	0	0	0	---	0	0
Hovinga, Karissa, ORE	4	0	4	0	1.000	0	0	0	---	0	0
Vest, Jessica, OU	4	2	2	0	1.000	0	0	0	---	0	0
Stevens, Kelsey, OU	3	2	1	0	1.000	0	0	1	.000	0	0
Jolly,Emily, UK	3	3	0	0	1.000	0	0	0	---	0	0
Gaines,Emily, UK	3	3	0	0	1.000	0	0	0	---	0	0
Samuel,Sylver, UK	3	3	0	0	1.000	0	0	0	---	0	0
Marisa Runyon, UA	3	0	3	0	1.000	0	0	0	---	0	0
Hayden,Haley, UL	3	3	0	0	1.000	0	0	0	---	0	0
Landry,Shellie, UL	2	1	1	0	1.000	0	0	0	---	0	0
Sydney Littlejohn, UA	2	0	2	0	1.000	0	0	0	---	0	0
Miller, Erin, OU	2	2	0	0	1.000	0	0	0	---	0	0
Justine McLean, UF	2	2	0	0	1.000	0	0	0	---	0	0
Zeringue,Kassidy, UL	2	2	0	0	1.000	0	0	0	---	0	0
Lauren Haeger, UF	2	1	1	0	1.000	1	0	0	---	0	0
Paul, Liz, BU	2	1	1	0	1.000	0	0	0	---	0	0
Jessica Damico, UF	1	1	0	0	1.000	0	0	0	---	0	0
Courtney Senas, FS	1	1	0	0	1.000	0	0	0	---	0	0
Alex Kossoff, FS	1	1	0	0	1.000	0	0	0	---	0	0
Kelly Hensley, FS	1	1	0	0	1.000	0	0	0	---	0	0

Player	c	po	a	e	fld%	dp	sba	csb	sba%	pb	ci
Ellis, Whitney, OU	23	21	1	1	.957	0	0	1	.000	0	0
Cuico, Kailee, ORE	23	19	3	1	.957	0	0	0	---	0	0
Joiner,Griffin, UK	20	18	1	1	.950	0	0	1	.000	0	0
Leona Lafaele, UA	38	36	0	2	.947	1	0	0	---	0	0
Hawkins, Ari, BU	16	12	3	1	.938	0	0	0	---	0	0
Danae Hays, UA	14	6	7	1	.929	1	0	0	---	0	0
Stokes,Christian, UK	13	5	7	1	.923	1	0	0	---	0	0
Smith,Krystal, UK	12	4	7	1	.917	1	0	0	---	0	0
Smith, Sarah, BU	11	5	5	1	.909	0	0	0	---	0	0
Shaver, Karine, ORE	11	8	2	1	.909	0	0	0	---	0	0
Jaclyn Traina, UA	9	0	8	1	.889	0	4	1	.800	0	0
Cargill, Lindsey, BU	9	7	1	1	.889	0	0	0	---	0	0
Briana Little, UF	8	7	0	1	.875	0	0	0	---	0	0
Hamilton,Christina, UL	7	2	4	1	.857	0	1	0	1.000	0	0
Pendley, Shelby, OU	7	4	2	1	.857	0	0	0	---	0	0
Katie Medina, UF	18	4	11	3	.833	2	0	0	---	0	0
Walsh,Samantha, UL	6	2	3	1	.833	0	0	0	---	0	0
Briana Hamilton, FS	5	0	4	1	.800	0	0	0	---	0	0
Thumann, Kaitlyn, BU	4	3	0	1	.750	0	0	0	---	0	0
Voinche,Corin, UL	6	2	2	2	.667	0	0	0	---	0	0
Richardson,Dari, UK	0	0	0	0	.000	0	0	0	---	0	0
Landrith, Robin, BU	0	0	0	0	.000	0	0	0	---	0	0
Leslie Jury, UA	0	0	0	0	.000	0	0	0	---	0	0
Ryan Iamurri, UA	0	0	0	0	.000	0	0	0	---	0	0
Chelsea Herndon, UF	0	0	0	0	.000	0	0	0	---	0	0
Bailey Schinella, FS	0	0	0	0	.000	0	0	0	---	0	0
Andrea Hawkins, UA	0	0	0	0	.000	0	0	0	---	0	0
Stephanie Hartness, FS	0	0	0	0	.000	0	0	0	---	0	0
Lauren Harris, FS	0	0	0	0	.000	0	0	0	---	0	0
Smith,Ansley, UK	0	0	0	0	.000	0	0	0	---	0	0
Smith,Kendall, UL	0	0	0	0	.000	0	0	0	---	0	0
Delanie Gourley, UF	0	0	0	0	.000	0	0	0	---	0	0
Stearns, Heather, BU	0	0	0	0	.000	0	3	0	1.000	0	0
Steed,Maisie, UK	0	0	0	0	.000	0	0	0	---	0	0
Goodrum, Sara, ORE	0	0	0	0	.000	0	0	0	---	0	0
Gillespie, Alyssa, ORE	0	0	0	0	.000	0	0	0	---	0	0
Taylore Fuller, UF	0	0	0	0	.000	0	0	0	---	0	0
Felps,Gabby, UL	0	0	0	0	.000	0	0	0	---	0	0
Sullivan, Jamie Rae, ORE	0	0	0	0	.000	0	0	0	---	0	0
Chandler Dare, UA	0	0	0	0	.000	0	0	0	---	0	0
Thomas,Meagan, UL	0	0	0	0	.000	0	0	0	---	0	0
Bella D'Errico, FS	0	0	0	0	.000	0	0	0	---	0	0
Townsend, Paris, OU	0	0	0	0	.000	0	0	0	---	0	0
Crockett, Sarah, BU	0	0	0	0	.000	0	0	0	---	0	0
Corbello,Sara, UL	0	0	0	0	.000	0	0	0	---	0	0
Carroll,Ginny, UK	0	0	0	0	.000	0	0	0	---	0	0
Jessica Burroughs, FS	0	0	0	0	.000	0	1	0	1.000	0	0
Browder, Riley, BU	0	0	0	0	.000	0	0	0	---	0	0
White,Cassidy, UL	0	0	0	0	.000	0	0	0	---	0	0
Williams, Brittany, OU	0	0	0	0	.000	0	0	0	---	0	0
Young, Justine, BU	0	0	0	0	.000	0	0	0	---	0	0
Chaunsey Bell, UA	0	0	0	0	.000	0	0	0	---	0	0
Beaudrie-Pierson, L., ORE	0	0	0	0	.000	0	0	0	---	0	0
Danielle Richard, UA	0	0	0	0	.000	0	0	0	---	0	0
Maly,Leandra, UL	0	0	0	0	.000	0	0	0	---	0	0
Puentes, Sammie, ORE	0	0	0	0	.000	0	0	0	---	0	0
Alex Powers, FS	0	0	0	0	.000	0	0	0	---	0	0
Francesca Martinez, UF	0	0	0	0	.000	0	0	0	---	0	0
Jordan Patterson, UA	0	0	0	0	.000	0	0	0	---	0	0
Miller, Leslie, OU	0	0	0	0	.000	0	0	0	---	0	0

Hitting minimums - 1 Games 1 TPA
Pitching minimums - 1 Games 1 IP 1 BF

The Automated ScoreBook
Florida 5 (54-12), Alabama 0 (53-12)
Jun 02, 2014 at Oklahoma City, Okla. (Hall of Fame Stadium)

Florida 5 (54-12)

Player	ab	r	h	rbi	bb	so	po	a	lob
Stewart 2b	3	2	2	0	1	0	3	3	0
Merritt cf	3	2	1	1	0	0	0	0	0
Tofft 3b	3	0	1	2	0	0	0	1	1
Haeger dh	4	0	2	1	0	1	0	0	0
Damico pr	0	0	0	0	0	0	0	0	0
Castro rf	0	0	0	0	2	0	0	0	0
McLean pr/rf	2	0	0	0	0	0	0	0	2
Little lf	3	0	0	0	0	1	2	0	0
Schwarz 1b	4	0	0	0	0	3	12	0	4
Munro c	3	1	2	1	0	0	3	0	0
Medina ss	2	0	0	0	0	1	1	4	0
Fuller ph	1	0	0	0	0	0	0	0	1
Rogers p	0	0	0	0	0	0	0	5	0
Totals	28	5	8	5	3	6	21	13	8

Alabama 0 (53-12)

Player	ab	r	h	rbi	bb	so	po	a	lob
McCleney cf	3	0	1	0	0	1	0	0	0
Case lf	3	0	0	0	0	1	3	0	0
Spencer rf	3	0	1	0	0	0	1	0	0
Hunt 2b/ss	3	0	2	0	0	0	1	4	0
Fichtner c	3	0	0	0	0	0	6	0	2
Patterson pr	0	0	0	0	0	0	0	0	0
Lafaele 1b	2	0	0	0	0	0	8	0	0
Runyon dh/2b	2	0	0	0	0	0	0	0	0
Traina p	2	0	0	0	0	1	0	2	0
Grantham 3b	2	0	0	0	0	0	1	0	0
Hays ss/dh	0	0	0	0	0	0	1	1	0
Jury p	0	0	0	0	0	0	0	0	0
Totals	23	0	4	0	0	3	21	7	2

Score by Innings	1	2	3	4	5	6	7	R	H	E
Florida	0	0	1	0	2	0	2	5	8	0
Alabama	0	0	0	0	0	0	0	0	4	1

E - Traina(2). DP - UF 2. LOB - UF 8; UA 2. 2B - Merritt(7); Haeger(6). HR - Munro(3). HBP - Little. SH - Merritt(12). SF - Tofft(4). SB - Merritt(15); McLean(14).

Florida	ip	h	r	er	bb	so	ab	bf
Rogers	7.0	4	0	0	0	3	23	23

Alabama	ip	h	r	er	bb	so	ab	bf
Traina	6.1	8	5	4	3	6	26	31
Jury	0.2	0	0	0	0	0	2	3

Win - Rogers (30-8). Loss - Traina (26-4). Save - None.
HBP - by Jury (Little).

Umpires - HP: Tracy Hart 1B: Mike Bartling 3B: Chris Drumm
Start: 7:05 pm Time: 2:07 Attendance: 7608
Weather: 87 Ptly Cloudy, Wind ESE@9mph

The Automated ScoreBook
Florida 5 (54-12), Alabama 0 (53-12)
Jun 02, 2014 at Oklahoma City, Okla. (Hall of Fame Stadium)

Score by Innings	1	2	3	4	5	6	7	R	H	E
Florida	0	0	1	0	2	0	2	5	8	0
Alabama	0	0	0	0	0	0	0	0	4	1

Florida starters: 7/2b Stewart; 24/cf Merritt; 9/3b Tofft; 17/dh Haeger; 88/rf Castro; 55/lf Little; 49/1b Schwarz; 1/c Munro; 6/ss Medina; 13/p Rogers;
Alabama starters: 8/cf McCleney; 12/lf Case; 17/rf Spencer; 10/2b Hunt; 22/c Fichtner; 24/1b Lafaele; 9/dh Runyon; 33/p Traina; 3/3b Grantham; 15/ss Hays;

Florida 1st - Stewart grounded out to p. Merritt grounded out to 1b unassisted. Tofft grounded out to 2b. 0 runs, 0 hits, 0 errors, 0 LOB.

Alabama 1st - McCleney lined out to lf. Case flied out to lf down the lf line. Spencer grounded out to ss. 0 runs, 0 hits, 0 errors, 0 LOB.

Florida 2nd - Haeger struck out looking. Castro walked. Little struck out swinging. Schwarz struck out swinging. 0 runs, 0 hits, 0 errors, 1 LOB.

Alabama 2nd - Hunt grounded out to p. Fichtner popped up to 2b to right field. Lafaele grounded out to 2b. 0 runs, 0 hits, 0 errors, 0 LOB.

Florida 3rd - Munro homered to left field, RBI. Medina struck out swinging. Stewart walked. Merritt grounded out to 2b; Stewart advanced to second. Tofft lined out to 2b. 1 run, 1 hit, 0 errors, 1 LOB.

Alabama 3rd - Runyon grounded out to 2b. Traina struck out swinging, grounded out to c unassisted. Grantham grounded out to p. 0 runs, 0 hits, 0 errors, 0 LOB.

Florida 4th - Haeger grounded out to 2b. Castro walked. McLean pinch ran for Castro. Little lined out to lf. McLean stole second. Schwarz struck out swinging. 0 runs, 0 hits, 0 errors, 1 LOB.

Alabama 4th - McLean to rf. McCleney struck out looking. Case struck out swinging. Spencer grounded out to 1b unassisted. 0 runs, 0 hits, 0 errors, 0 LOB.

Florida 5th - Munro grounded out to ss. Medina flied out to lf. Stewart singled, bunt. Merritt doubled to left center, RBI; Stewart scored. Tofft singled to left field, RBI; Merritt scored. Haeger singled to left field; Tofft advanced to second. McLean grounded out to p. 2 runs, 4 hits, 0 errors, 2 LOB.

Alabama 5th - Hunt singled up the middle. Fichtner reached on a fielder's choice; Hunt out at second ss to 2b. Patterson pinch ran for Fichtner. Lafaele grounded into double play 3b to 2b to 1b; Patterson out on the play. 0 runs, 1 hit, 0 errors, 0 LOB.

Florida 6th - Fichtner to c for Patterson. Little grounded out to 2b. Schwarz struck out swinging. Munro singled to catcher. Fuller pinch hit for Medina. Fuller reached on a fielder's choice; Munro out at second ss unassisted. 0 runs, 1 hit, 0 errors, 1 LOB.

Alabama 6th - Medina to ss for Fuller. Runyon grounded out to p. Traina grounded out to p. Grantham grounded out to 1b unassisted. 0 runs, 0 hits, 0 errors, 0 LOB.

Florida 7th - Stewart singled through the right side. Merritt reached on a throwing error by p, SAC, bunt; Stewart advanced to third. Merritt stole second. Tofft flied out to lf, SF, RBI; Merritt advanced to third; Stewart scored. Haeger doubled to right field, RBI; Merritt scored, unearned. Damico pinch ran for Haeger. Hays to ss for Traina. Jury to p for Hays. Hunt to ss. Runyon to 2b. Hays to dh. McLean popped up to 3b. Little hit by pitch. Schwarz flied out to rf. 2 runs, 2 hits, 1 error, 2 LOB.

Alabama 7th - McCleney singled up the middle. Case grounded into double play p to ss to 1b; McCleney out on the play. Spencer singled up the middle. Hunt singled to right center; Spencer advanced to second. Fichtner grounded out to ss. 0 runs, 3 hits, 0 errors, 2 LOB.

The Automated ScoreBook
Florida 6 (55-12), Alabama 3 (53-13)
Jun 03, 2014 at Oklahoma City, Okla. (Hall of Fame Stadium)

Alabama 3 (53-13)

Player	ab	r	h	rbi	bb	so	po	a	lob
McCleney cf	3	2	2	0	1	0	2	1	0
Case lf	4	0	1	0	0	0	1	0	3
Hunt 2b/ss	4	1	2	2	0	1	3	2	0
Spencer rf	4	0	1	1	0	0	1	0	1
Dare rf	0	0	0	0	0	0	0	0	0
Fichtner c	3	0	0	0	0	1	2	0	1
Traina p/dh	3	0	1	0	0	0	0	0	2
Patterson pr	0	0	0	0	0	0	0	0	0
Runyon dh/2b	3	0	0	0	0	0	0	3	0
Lafaele 1b	3	0	0	0	0	0	8	0	0
Grantham 3b	2	0	0	0	0	1	1	1	0
Hawkins ph	1	0	0	0	0	0	0	0	0
Hays ss	0	0	0	0	0	0	0	1	0
Littlejohn p	0	0	0	0	0	0	0	2	0
Totals	30	3	7	3	1	3	18	10	7

Florida 6 (55-12)

Player	ab	r	h	rbi	bb	so	po	a	lob
Stewart 2b	4	2	2	1	0	0	1	3	0
Merritt cf	4	1	1	3	0	0	2	0	0
Tofft 3b	3	1	1	1	1	0	1	0	0
Haeger p/dh	4	0	3	0	0	0	1	1	2
Martinez pr	0	0	0	0	0	0	0	0	0
Castro rf	2	0	1	0	1	0	4	0	1
McLean pr/rf	1	0	1	0	0	0	0	0	0
Little lf	3	0	0	0	0	0	1	0	2
Fuller dh/ph	3	0	0	0	0	0	0	0	0
Munro c	3	1	1	0	0	0	3	0	1
Schwarz 1b	3	1	2	0	0	1	8	0	0
Medina ss	0	0	0	0	0	0	0	1	0
Gourley p	0	0	0	0	0	0	0	0	0
Rogers p	0	0	0	0	0	0	0	2	0
Totals	30	6	12	5	2	1	21	7	8

Score by Innings	1	2	3	4	5	6	7	R	H	E
Alabama	1	0	1	0	0	0	1	3	7	1
Florida	1	4	0	0	0	1	X	6	12	4

E - Lafaele(7); Little(2); Medina 3(6). DP - UF 2. LOB - UA 7; UF 8. 2B - Castro(6). 3B - McCleney(4). HR - Hunt(12); Merritt(13); Tofft(11).

Alabama	ip	h	r	er	bb	so	ab	bf
Traina	1.1	6	5	5	1	0	10	11
Littlejohn	4.2	6	1	0	1	1	20	21

Florida	ip	h	r	er	bb	so	ab	bf
Haeger	3.0	5	2	2	0	1	15	15
Gourley	2.0	0	0	0	1	2	7	8
Rogers	2.0	2	1	1	0	0	8	8

Win - Gourley (15-1). Loss - Traina (26-5). Save - Rogers (2).

Umpires - HP: Eric Mandley 1B: Jana Tidwell 3B: Bill Gomoloch
Start: 7:05 pm Time: 2:37 Attendance: 7810
Weather: 93 Ptly Cloudy, Wind S @ 15mph
Haeger faced 1 batter in the 4th.

The Automated ScoreBook
Florida 6 (55-12), Alabama 3 (53-13)
Jun 03, 2014 at Oklahoma City, Okla. (Hall of Fame Stadium)

Score by Innings	1	2	3	4	5	6	7	R	H	E
Alabama	1	0	1	0	0	0	1	3	7	1
Florida	1	4	0	0	0	1	X	6	12	4

Alabama starters: 8/cf McCleney; 12/lf Case; 10/2b Hunt; 17/rf Spencer; 22/c Fichtner; 33/p Traina; 9/dh Runyon; 24/1b Lafaele; 3/3b Grantham; 15/ss Hays;
Florida starters: 7/2b Stewart; 24/cf Merritt; 9/3b Tofft; 17/p Haeger; 88/rf Castro; 55/lf Little; 12/dh Fuller; 1/c Munro; 49/1b Schwarz; 6/ss Medina;

Alabama 1st - McCleney singled up the middle. Case singled through the left side; McCleney advanced to second. Hunt flied out to rf; Case advanced to second; McCleney advanced to third. Spencer singled up the middle, RBI; Case advanced to third; McCleney scored. Fichtner struck out looking. Traina grounded out to ss. 1 run, 3 hits, 0 errors, 2 LOB.

Florida 1st - Stewart flied out to cf. Merritt grounded out to 3b. Tofft homered to left field, RBI. Haeger singled to pitcher. Castro walked; Haeger advanced to second. Little reached on a fielder's choice; Castro out at second ss to 2b. 1 run, 2 hits, 0 errors, 2 LOB.

Alabama 2nd - Runyon fouled out to 3b. Lafaele reached on a throwing error by ss. Grantham grounded into double play 2b to 1b; Lafaele out on the play. 0 runs, 0 hits, 1 error, 0 LOB.

Florida 2nd - Fuller fouled out to 3b. Munro singled to right field. Schwarz singled to right center; Munro advanced to third. Stewart singled through the right side, RBI; Schwarz advanced to second; Munro scored. Merritt homered to left field, 3 RBI; Stewart scored; Schwarz scored. Hunt to ss. Traina to dh. Runyon to 2b. Littlejohn to p for Hays. Tofft grounded out to ss. Haeger singled to right field. Castro flied out to cf. 4 runs, 5 hits, 0 errors, 1 LOB.

Alabama 3rd - McCleney reached on a fielding error by ss. Case lined into double play p to 1b; McCleney out on the play. Hunt homered to left field, RBI. Spencer reached on a throwing error by ss, advanced to second. Fichtner flied out to rf to right center. 1 run, 1 hit, 2 errors, 1 LOB.

Florida 3rd - Little grounded out to p. Fuller popped up to ss. Munro fouled out to lf. 0 runs, 0 hits, 0 errors, 0 LOB.

Alabama 4th - Traina singled to center field. Patterson pinch ran for Traina. Haeger to dh. Medina to ss for Fuller. Gourley to p for Medina. Runyon reached on a fielding error by lf, advanced to second; Patterson advanced to third. Lafaele fouled out to 1b. Grantham struck out swinging. McCleney walked. Case grounded out to 2b. 0 runs, 1 hit, 1 error, 3 LOB.

Florida 4th - Schwarz singled down the lf line. Stewart grounded out to 2b; Schwarz advanced to second. Merritt flied out to rf. Tofft walked. Haeger grounded out to 2b. 0 runs, 1 hit, 0 errors, 2 LOB.

Alabama 5th - Hunt struck out swinging. Spencer flied out to rf. Fichtner flied out to rf to right center. 0 runs, 0 hits, 0 errors, 0 LOB.

Florida 5th - Dare to rf for Spencer. Castro doubled down the lf line. McLean pinch ran for Castro. Little grounded out to ss. Fuller pinch hit for Medina. Fuller grounded out to 2b. Munro lined out to ss. 0 runs, 1 hit, 0 errors, 1 LOB.

Alabama 6th - McLean to rf. Medina to ss for Fuller. Rogers to p for Gourley. Traina to dh for Patterson. Traina grounded out to 2b. Runyon flied out to cf. Lafaele grounded out to p. 0 runs, 0 hits, 0 errors, 0 LOB.

Florida 6th - Schwarz struck out looking. Stewart singled, bunt. Merritt grounded out to p; Stewart advanced to second. Tofft reached on a fielding error by 1b; Stewart scored, unearned. Haeger singled to left center; Tofft advanced to second. Martinez pinch ran for Haeger. McLean singled; Martinez advanced to second; Tofft advanced to third, out at home cf to c. 1 run, 3 hits, 1 error, 2 LOB.

Alabama 7th - Hawkins pinch hit for Grantham. Hawkins flied out to cf to left field. McCleney tripled to right center. Case flied out to lf. Hunt singled to right field, RBI; McCleney scored. Spencer to rf for Dare. Spencer grounded out to p. 1 run, 2 hits, 0 errors, 1 LOB.

2015 NCAA Women's College World Series

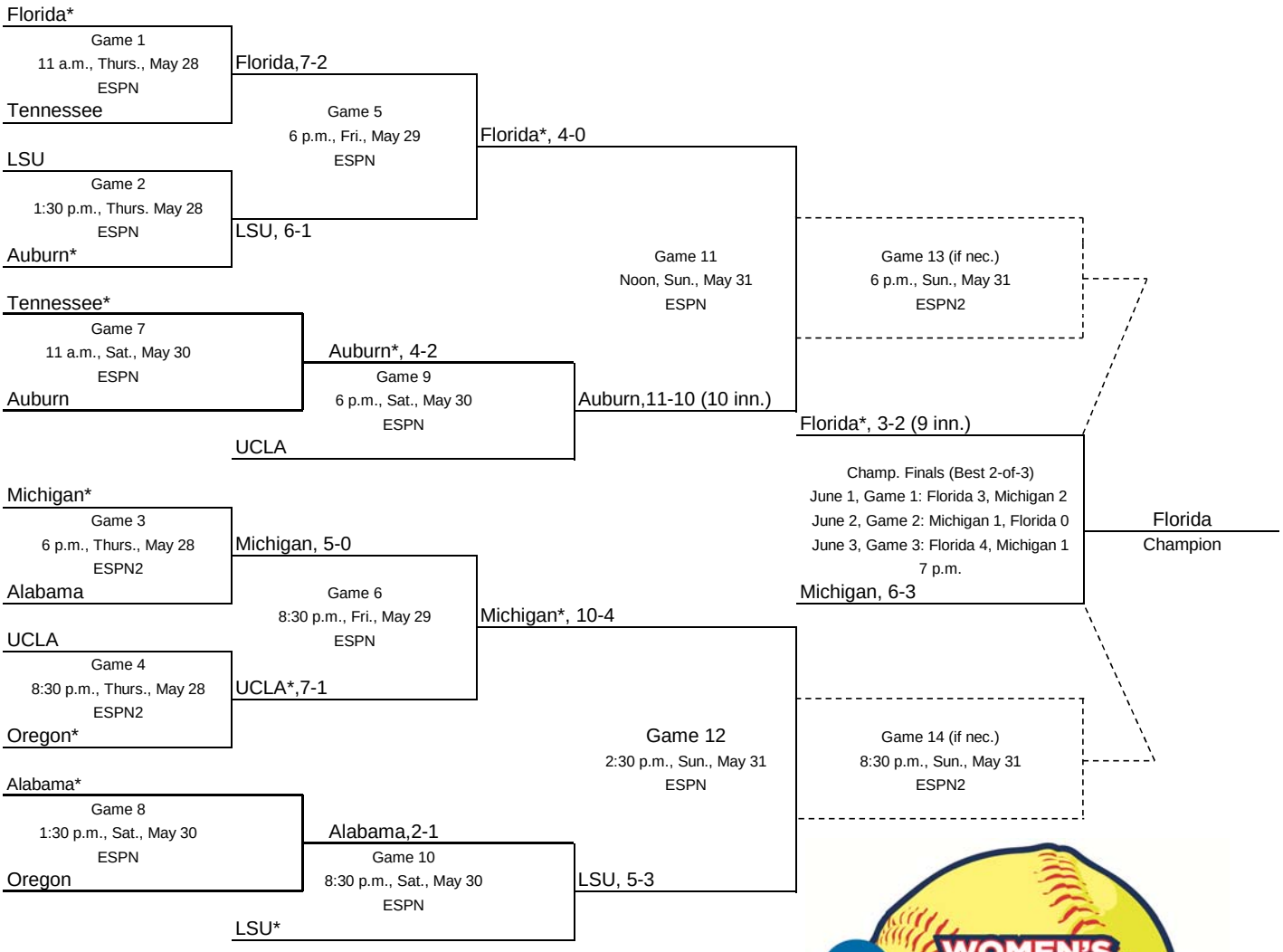

***Home**

ALL TIMES LISTED ARE LOCAL (CENTRAL TIME)

*Denotes home team

All broadcasts also available on WatchESPN

All game played at ASA Hall of Fame Stadium in Oklahoma City, Oklahoma.

Bracket Notes:

1. If the winner of Game 9 defeats the winner of Game 5, the Game 13 is necessary.
2. If the winner of Game 10 defeats the winner of Game 6, then Game 14 is necessary.
3. **If only 1 if necessary game is needed, it will be played at 6 p.m. on Sunday.**

***The NCAA Division I Softball Committee reserves the right to revise the schedule (i.e., game times) in the event weather conditions and/or media/television commitments require such adjutments.

Visit NCAA.com/broadcast and click on the NCAA TV and NCAA.com Broadcast Schedule link for the most current air dates, game times and networks.

2015 Team Rosters

NCAA® Women's College World Series®

Alabama Crimson Tide

No.	Name	Pos.
2	Demi Turner	IF
3	Peyton Grantham	IF
4	Rachel Bobo	OF
5	Chandler Dare	UT
7	Kayla Rettig	OF
8	Haylie McCleney	OF
9	Marisa Runyon	IF
12	Kallie Case	UT
15	Danae Hays	IF
17	Jadyn Spencer	UT
18	Andrea Hawkins	OF
19	Danielle Richard	UT
20	Carrigan Fain	C
21	Chaunsey Bell	C
23	Leslie Jury	P
24	Leona Lafaele	IF
27	Alexis Osorio	P
28	Sydney Littlejohn	P

Head Coach: Patrick Murphy

Auburn Tigers

No.	Name	Pos.
00	Carlee Wallace	C
1	Tiffany Howard	OF
2	Haley Fagan	IF
3	Whitney Jordan	IF
4	Madi Gipson	IF
5	Emily Carosone	IF
6	Blaire Bass	IF
7	Emily Spain	IF
8	Jade Rhodes	1B
9	Madison Dlckey	IF/C
10	Anna Gibbs	C
11	Casey McCrackin	UT
12	Maria Mitchell	OF/C
13	Kasey Cooper	IF
14	Kelsey Bogaards	IF
15	Bree Fornis	OF
16	Kaylee Carlson	P
17	Morgan Podany	OF
19	Rachael Walters	P
20	Hope Smith	OF
22	Marcy Harper	P
23	Lexi Davis	P
24	Kendall Veach	IF
27	Victoria Draper	OF
29	Makayla Martin	P
30	Tali Milde	IF
33	Kimberlee Myers	IF
44	Jenna Abbott	P/DP
77	Sydne Waldrop	OF
93	Courtney Shea	C

Head Coach: Clint Myers

Florida Gators

No.	Name	Pos.
1	Aubree Munro	C
4	Jessica Damico	OF
6	Kathlyn Medina	SS
7	Kelsey Stewart	2B
8	Aleshia Ocasio	UT
12	Taylore Fuller	UT
16	Becca Shipper	UT
17	Lauren Haeger	P/1B
19	Chelsea Herndon	UT
20	Francesca Martinez	OF
21	Kayli Kvistad	UT
22	Megan Reed	OF
23	Nicole DeWitt	IF
24	Kirsti Merritt	OF
25	Janell Wheaton	C/1B
33	Delanie Gourley	P
49	Taylor Schwarz	1B
52	Justine McLean	OF
55	Briana Little	OF
88	Bailey Castro	OF

Head Coach: Tim Walton

LSU Tigers

No.	Name	Pos.
1	Layna Savoie	OF
2	Sahvanna Jaquish	C/IF
3	Sandra Simmons	IF
4	Jenna Kreamer	IF
5	Constance Quinn	IF
6	A.J. Andrews	OF
8	Emily Griggs	OF
10	Sydney Bourg	IF
11	Dylan Supak	UT
13	Sydney Loupe	C
14	Taylor Lockwood	OF
16	Kelsee Selman	P
19	Baylee Corbello	P/UT
21	Carley Hoover	P
24	Alayna Falcon	OF
25	Allie Walljasper	P
26	Bailey Landry	OF
27	Bianka Bell	IF/P
33	Kailey McCasland	UT
77	Kellsi Kloss	C

Head Coach: Beth Torina

Michigan Wolverines

No.	Name	Pos.
1	Abby Ramirez	IF
2	Aidan Falk	1B/OF
3	Megan Betsa	P
5	Olivia Richvalsky	OF
7	Kelsey Susalla	UT
8	Nikki Wald	OF
10	Sara Driesenga	P
12	Amanda Vargas	IF
14	Lauren Connell	C
16	Morgan Swift	C
17	Haylie Wagner	P
18	Lindsay Montemarano	IF
19	Becca Garfinkel	C
20	Mary Sbonek	OF
21	Kelly Christner	OF
22	Sierra Lawrence	OF
23	Taylor Swearingen	1B/3B
24	Tera Blanco	P/1B
25	Lauren Sweet	C
32	Sierra Romero	SS

Head Coach: Carol Hutchins

Oregon Ducks

No.	Name	Pos.
00	Jenna Lilley	IF
1	Sara Goodrum	OF
2	Danica Mercado	IF
3	Nikki Udria	IF
4	Lexy Beaudrie-Pierson	OF
5	Sammie Puentes	OF
7	Koral Costa	OF
8	Lauren Lindvall	UT
9	Alyssa Gillespie	OF
10	Karissa Hovinga	P
11	Cheridan Hawkins	P
12	Geri Ann Glasco	UT/P
14	Hailey Decker	IF
15	Alyssa Lewis	OF
18	Stevie Jo Knapp	IF
19	Janie Takeda	OF
20	Jamie Rae Sullivan	IF
21	Gwen Svekis	UT
26	Janelle Lindvall	C
27	Cheyene Powell	P
55	Jasmine Smithson-Willett	P

Head Coach: Mike White

Tennessee Lady Vols

No.	Name	Pos.
1	Jessica Adell	OF
3	Scarlet McSwain	IF
5	Taylor Koenig	IF
6	CJ McClain	OF
7	Tory Lewis	OF
8	Shaliyah Geathers	OF
9	Hannah Devotie	OF
14	Megan Geer	IF/OF
17	Gretchen Aucoin	P/IF
19	Lexi Overstreet	IF/OF/C
22	Erin Gabriel	P
23	Haileigh Norris	OF
24	Annie Aldrete	C/IF
29	Shianne Ybarra	IF
34	Lauren Irwin	IF
42	Rainey Gaffin	OF
55	Meghan Gregg	IF
77	Cheyanne Tarango	IF/P

Co-Head Coaches: Ralph & Karen Weekly

UCLA Bruins

No.	Name	Pos.
00	Rachel Garcia	P
4	Gabrielle Maurice	OF
7	Brittany Moeai	C/1B
8	Kylee Perez	UT
12	Jazmine Sosa	C
13	Imani Johnson	OF
14	Mysha Sataraka	IF
15	Johanna Grauer	P
18	Selina Ta'amilo	P
21	Taylor Pack	IN
22	Danae Blodgett	OF
23	Stevie Wisz	OF
24	Robyn Corruth	OF
25	Paige Halstead	C/OF
33	Brianna Tautalafua	IF
34	Izzy Ordorica	OF
42	Jelly Felix	OF
46	Zoe Shaw	UT
48	Allexis Bennett	OF
55	Paige McDuffee	P
88	Madeline Jelenicki	C/UT
99	Delaney Spaulding	IF

Head Coach: Kelly Inouye-Perez

The Automated ScoreBook
WCWS Leaders Summary as of May 26, 2016
(All games)

TEAM BATTING	g	avg	ab	r	h	2b	3b	hr	bb	so	sb-att
UCLA	3	.324	102	21	33	5	1	3	10	15	3-3
Michigan	6	.280	150	25	42	5	0	3	21	22	6-7
Auburn	4	.280	125	18	35	7	0	1	20	19	0-1
LSU	4	.264	106	14	28	3	0	2	7	24	3-4
Florida	6	.245	151	21	37	4	1	6	23	29	14-14
Tennessee	2	.196	51	4	10	2	0	1	1	10	0-0
Oregon	2	.191	47	2	9	1	0	0	3	12	0-1
Alabama	3	.176	74	5	13	2	0	0	6	14	1-1
Totals	15	.257	806	110	207	29	2	16	91	145	27-31

TEAM PITCHING	g	era	w	l	sv	ip	h	r	er	bb	so
Florida	6	1.30	5	1	1	43.0	32	8	8	11	24
Michigan	6	2.28	4	2	0	40.0	32	14	13	12	39
LSU	4	3.11	2	2	1	27.0	30	14	12	11	15
Alabama	3	3.68	1	2	0	19.0	14	11	10	9	21
Tennessee	2	3.77	0	2	0	13.0	14	11	7	7	6
Auburn	4	3.86	2	2	1	32.2	41	21	18	17	15
Oregon	2	4.85	0	2	0	13.0	12	9	9	4	14
UCLA	3	6.39	1	2	0	23.0	32	22	21	20	11
Totals	15	3.26	15	15	3	210.2	207	110	98	91	145

TEAM FIELDING	g	po	a	e	pct	dp	pb	sba-att
Oregon	2	39	13	0	1.000	1	0	1-1
Florida	6	129	46	2	.989	4	1	0-0
Alabama	3	57	17	1	.987	0	0	2-5
UCLA	3	69	26	3	.969	3	0	1-2
Michigan	6	120	41	6	.964	1	0	7-7
LSU	4	81	28	6	.948	2	0	9-9
Auburn	4	98	28	7	.947	6	1	3-3
Tennessee	2	39	24	5	.926	0	1	4-4
Totals	15	632	223	30	.966	17	3	27-31

INDIVIDUAL BATTING

Minimum 10 AB	g	avg	ab	r	h	rbi	2b	3b	hr	bb
Haeger-FLA15	6	.571	14	5	8	7	1	0	3	6
Ramirez-MICH1	6	.500	16	3	8	2	0	0	0	0
Carda-UCLA1	3	.500	12	4	6	0	0	0	0	3
Perez-UCLA1	3	.500	12	0	6	3	0	0	0	0
C. Wallace-AU15	4	.462	13	1	6	6	3	0	0	3
Griggs-LSU15	4	.455	11	1	5	0	0	0	0	0
Blanco-MICH1	6	.417	12	3	5	1	0	0	0	3
B. Melero-AU15	4	.400	15	2	6	6	0	0	1	3
Susalla-MICH1	6	.389	18	4	7	4	1	0	0	3
B. Landry-LSU15	4	.357	14	2	5	4	1	0	0	0
M. Estell-AU15	4	.357	14	3	5	1	1	0	0	4
Munro-FLA15	6	.333	12	0	4	0	1	0	0	5
Andrews-LSU15	4	.308	13	0	4	0	0	0	0	1
Stewart-FLA15	6	.300	20	3	6	1	2	1	0	1
LaRosa-UCLA1	3	.300	10	3	3	1	1	0	1	1
Maurice-UCLA1	3	.300	10	2	3	5	1	1	1	0
Goulder-UCLA1	3	.300	10	3	3	2	0	0	0	1
Christner-MICH1	6	.286	21	4	6	4	1	0	1	2
Merritt-FLA15	6	.278	18	1	5	0	0	0	0	0
Spaulding-UCLA1	3	.267	15	1	4	1	2	0	0	0

INDIVIDUAL PITCHING

Min 1.0 IP/Team game	app	era	w-l	sv	ip	h	r	er	bb	so
C. Tarango-TENN1	1	0.00	0-0	0	4.1	1	0	0	1	0
Jury-BAMA1	1	0.00	0-0	0	3.0	2	0	0	1	4
Haeger-FLA15	5	1.17	4-1	0	36.0	26	6	6	6	20
Wagner-MICH1	5	1.27	3-1	0	22.0	16	5	4	2	16
R. Gaffin-TENN1	1	1.75	0-1	0	4.0	5	5	1	1	2
R. Walters-AU15	4	1.83	0-0	1	7.2	6	3	2	1	9
Ocasio-FLA15	1	2.33	1-0	0	6.0	5	2	2	4	3
L. Davis-AU15	3	2.83	2-1	0	17.1	18	8	7	13	3
Walljasper-LSU15	2	3.15	1-0	0	6.2	6	3	3	1	1
Osorio-BAMA1	2	3.23	1-1	0	13.0	7	6	6	6	16
Hoover-LSU15	4	3.32	1-2	1	19.0	22	10	9	9	13
Betsa-MICH1	5	3.50	1-1	0	18.0	16	9	9	10	23
Hawkins, C.-ORE15	2	5.40	0-2	0	11.2	11	9	9	4	13
Carda-UCLA1	3	6.23	1-2	0	21.1	29	20	19	17	11
M. Harper-AU15	3	8.22	0-1	0	7.2	17	10	9	3	3

HITS	
Ramirez-MICH1	8
Haeger-FLA15	8
Susalla-MICH1	7
6 tied with 6 hit(s)	

RUNS SCORED	
Haeger-FLA15	5
6 tied with 4 run(s) scored	

RUNS BATTED IN	
Haeger-FLA15	7
B. Melero-AU15	6
C. Wallace-AU15	6
Maurice-UCLA1	5
5 tied with 4 RBI(s)	

DOUBLES	
C. Wallace-AU15	3
Lawrence-MICH1	2
Spaulding-UCLA1	2
Stewart-FLA15	2
20 tied with 1 double(s)	

TRIPLES	
Maurice-UCLA1	1
Stewart-FLA15	1

HOME RUNS	
Haeger-FLA15	3
13 tied with 1 home run(s)	

TOTAL BASES	
Haeger-FLA15	18
Stewart-FLA15	10
Christner-MICH1	10
3 tied with 9 total base(s)	

STOLEN BASES	sb-att
Merritt-FLA15	5-5
Stewart-FLA15	3-3
Fuller-FLA15	3-3
3 tied with 2 stolen base(s)	

STRIKEOUTS	ip	so
Betsa-MICH1	18.0	23
Haeger-FLA15	36.0	20
Wagner-MICH1	22.0	16
Osorio-BAMA1	13.0	16
2 tied with 13 strikeout(s)		

The Automated ScoreBook
WCWS Overall Statistics (as of May 26, 2016)
(All games Sorted by Batting avg)

Team	avg	g	ab	r	h	2b	3b	hr	rbi	tb	slg%	bb	hp	so	gdp	ob%	sf	sh	sb-att	po	a	e	fld%
UCLA	.324	3	102	21	33	5	1	3	19	49	.480	10	3	15	0	.397	1	4	3-3	69	26	3	.969
Michigan	.280	6	150	25	42	5	0	3	23	56	.373	21	4	22	0	.376	3	4	6-7	120	41	6	.964
Auburn	.280	4	125	18	35	7	0	1	17	45	.360	20	2	19	0	.385	1	4	0-1	98	28	7	.947
LSU	.264	4	106	14	28	3	0	2	12	37	.349	7	3	24	0	.325	1	1	3-4	81	28	6	.948
Florida	.245	6	151	21	37	4	1	6	15	61	.404	23	14	29	0	.394	0	7	14-14	129	46	2	.989
Tennessee	.196	2	51	4	10	2	0	1	4	15	.294	1	3	10	0	.255	0	0	0-0	39	24	5	.926
Oregon	.191	2	47	2	9	1	0	0	2	10	.213	3	4	12	0	.296	0	2	0-1	39	13	0	1.000
Alabama	.176	3	74	5	13	2	0	0	4	15	.203	6	0	14	0	.235	1	0	1-1	57	17	1	.987
Totals	.257	30	806	110	207	29	2	16	96	288	.357	91	33	145	0	.353	7	22	27-31	632	223	30	.966

(All games Sorted by Earned run avg)

Team	era	w-l	g	cg	sho	sv	ip	h	r	er	bb	so	2b	3b	hr	b/avg	wp	hp	bk	sfa	sha
Florida	1.30	5-1	6	5	1/0	1	43.0	32	8	8	11	24	3	0	1	.204	0	7	0	0	2
Michigan	2.28	4-2	6	2	2/0	0	40.0	32	14	13	12	39	4	0	1	.221	2	12	0	1	7
LSU	3.11	2-2	4	1	0/0	1	27.0	30	14	12	11	15	4	1	3	.275	4	1	0	2	1
Alabama	3.68	1-2	3	2	0/0	0	19.0	14	11	10	9	21	1	0	2	.215	1	1	0	0	3
Tennessee	3.77	0-2	2	0	0/0	0	13.0	14	11	7	7	6	2	0	2	.259	1	4	0	0	2
Auburn	3.86	2-2	4	0	0/0	1	32.2	41	21	18	17	15	6	1	4	.304	4	4	0	1	3
Oregon	4.85	0-2	2	1	0/0	0	13.0	12	9	9	4	14	4	0	2	.235	1	0	0	0	0
UCLA	6.39	1-2	3	1	0/0	0	23.0	32	22	21	20	11	5	0	1	.356	8	4	0	3	4
Totals	3.26	15-15	30	12	3/0	3	210.2	207	110	98	91	145	29	2	16	.257	21	33	0	7	22

PB - AU 1, UF 1, UT 1.

(All games Sorted by Fielding pct)

Team	c	po	a	e	fld%	dp	sba	csb	sba%	pb	ci
Oregon	52	39	13	0	1.000	1	1	0	1.000	0	0
Florida	177	129	46	2	.989	4	0	0	---	1	0
Alabama	75	57	17	1	.987	0	2	3	.400	0	0
UCLA	98	69	26	3	.969	3	1	1	.500	0	0
Michigan	167	120	41	6	.964	1	7	0	1.000	0	0
LSU	115	81	28	6	.948	2	9	0	1.000	0	0
Auburn	133	98	28	7	.947	6	3	0	1.000	1	0
Tennessee	68	39	24	5	.926	0	4	0	1.000	1	0
Totals	885	632	223	30	.966	17	27	4	.871	3	0

The Automated ScoreBook
WCWS Overall Statistics (as of May 26, 2016)
(All games Sorted by Batting avg)

Player	avg	gp-gs	ab	r	h	2b	3b	hr	rbi	tb	slg%	bb	hp	so	gdp	ob%	sf	sh	sb-att
Haeger, FLA15	.571	6-6	14	5	8	1	0	3	7	18	1.286	6	2	0	0	.727	0	0	0-0
Ramirez, MICH15	.500	6-6	16	3	8	0	0	0	2	8	.500	0	0	2	0	.500	0	1	1-1
Carda, UCLA15	.500	3-3	12	4	6	0	0	0	0	6	.500	3	0	1	0	.600	0	0	0-0
Perez, UCLA15	.500	3-3	12	0	6	0	0	0	3	6	.500	0	0	3	0	.500	0	0	1-1
C. Wallace, AU15	.462	4-4	13	1	6	3	0	0	6	9	.692	3	0	0	0	.563	0	0	0-0
Griggs, LSU15	.455	4-4	11	1	5	0	0	0	0	5	.455	0	0	4	0	.455	0	0	0-0
Blanco, MICH15	.417	6-6	12	3	5	0	0	0	1	5	.417	3	1	0	0	.563	0	1	0-0
B. Melero, AU15	.400	4-4	15	2	6	0	0	1	6	9	.600	3	0	0	0	.500	0	0	0-0
Susalla, MICH15	.389	6-6	18	4	7	1	0	0	4	8	.444	3	0	4	0	.476	0	0	0-0
B. Landry, LSU15	.357	4-4	14	2	5	1	0	0	4	6	.429	0	0	3	0	.357	0	0	1-1
M. Estell, AU15	.357	4-4	14	3	5	1	0	0	1	6	.429	4	0	2	0	.500	0	0	0-0
Munro, FLA15	.333	6-6	12	0	4	1	0	0	0	5	.417	5	0	3	0	.529	0	2	0-0
Andrews, LSU15	.308	4-4	13	0	4	0	0	0	0	4	.308	1	0	2	0	.357	0	0	0-0
Stewart, FLA15	.300	6-6	20	3	6	2	1	0	1	10	.500	1	2	2	0	.391	0	0	3-3
LaRosa, UCLA15	.300	3-3	10	3	3	1	0	1	1	7	.700	1	1	1	0	.417	0	2	0-0
Maurice, UCLA15	.300	3-3	10	2	3	1	1	1	5	9	.900	0	1	1	0	.364	0	1	0-0
Goulder, UCLA15	.300	3-3	10	3	3	0	0	0	2	3	.300	1	1	3	0	.417	0	0	1-1
Christner, MICH15	.286	6-6	21	4	6	1	0	1	4	10	.476	2	0	4	0	.348	0	0	2-2
Merritt, FLA15	.278	6-6	18	1	5	0	0	0	0	5	.278	0	3	4	0	.381	0	1	5-5
Spaulding, UCLA15	.267	3-3	15	1	4	2	0	0	1	6	.400	0	0	2	0	.267	0	0	0-0
H. Fagan, AU15	.267	4-4	15	3	4	1	0	0	1	5	.333	1	0	3	0	.313	0	0	0-0
Fuller, FLA15	.250	6-6	16	2	4	0	0	1	1	7	.438	3	2	3	0	.429	0	1	3-3
T. Howard, AU15	.250	4-4	16	1	4	0	0	0	0	4	.250	0	0	4	0	.250	0	1	0-0
McLean, FLA15	.250	6-4	12	3	3	0	0	0	0	3	.250	0	0	1	0	.250	0	1	2-2
Romero, MICH15	.235	6-6	17	2	4	0	0	1	3	7	.412	4	0	1	0	.364	1	1	1-2
Jaquish, LSU15	.231	4-4	13	2	3	1	0	0	3	4	.308	0	1	4	0	.286	0	0	0-0
Kloss, LSU15	.231	4-4	13	3	3	1	0	1	3	7	.538	1	0	0	0	.286	0	0	0-0
E. Carosone, AU15	.231	4-4	13	3	3	0	0	0	0	3	.231	3	2	0	0	.444	0	0	0-1
Wagner, MICH15	.231	5-4	13	0	3	0	0	0	0	3	.231	0	2	1	0	.333	0	0	0-0
Bennett, UCLA15	.214	3-3	14	4	3	0	0	0	0	3	.214	1	0	2	0	.267	0	0	1-1
Lawrence, MICH15	.200	6-6	20	4	4	2	0	0	3	6	.300	3	0	4	0	.304	0	0	1-1
DeWitt, FLA15	.200	6-6	20	4	4	0	0	1	2	7	.350	0	1	3	0	.238	0	1	0-0
Jelenicki, UCLA15	.200	3-3	10	2	2	0	0	1	3	5	.500	2	0	1	0	.333	0	0	0-0
Runyon, BAMA15	.200	3-3	10	0	2	0	0	0	1	2	.200	0	0	4	0	.200	0	0	0-0
Schwarz, FLA15	.182	6-3	11	0	2	0	0	0	2	2	.182	0	1	3	0	.250	0	0	0-0
Bell, LSU15	.167	4-4	12	2	2	0	0	1	1	5	.417	2	0	3	0	.286	0	0	0-0
Simmons, LSU15	.167	4-4	12	1	2	0	0	0	0	2	.167	0	1	1	0	.231	0	0	2-2
Montemarano, MICH15	.154	6-6	13	1	2	1	0	0	2	3	.231	2	0	1	0	.235	2	1	0-0
K. Cooper, AU15	.154	4-4	13	2	2	1	0	0	1	3	.231	5	0	2	0	.389	0	0	0-0
J. Rhodes, AU15	.154	4-4	13	1	2	1	0	0	1	3	.231	0	0	4	0	.154	0	3	0-0
Sweet, MICH15	.118	6-6	17	1	2	0	0	1	4	5	.294	3	1	3	0	.286	0	0	0-0

The Automated ScoreBook
WCWS Overall Statistics (as of May 26, 2016)
(All games Sorted by Earned run avg)

Player	era	w-l	app	gs	cg	sho	sv	ip	h	r	er	bb	so	2b	3b	hr	b/avg	wp	hp	bk
C. Tarango, TENN15	0.00	0-0	1	0	0	0/0	0	4.1	1	0	0	1	0	1	0	0	.067	0	0	0
Jury, BAMA15	0.00	0-0	1	0	0	0/0	0	3.0	2	0	0	1	4	0	0	0	.200	0	0	0
Haeger, FLA15	1.17	4-1	5	5	5	1/0	0	36.0	26	6	6	6	20	3	0	1	.200	0	6	0
Wagner, MICH15	1.27	3-1	5	2	1	1/0	0	22.0	16	5	4	2	16	1	0	0	.213	1	3	0
R. Gaffin, TENN15	1.75	0-1	1	1	0	0/0	0	4.0	5	5	1	1	2	0	0	1	.278	1	4	0
R. Walters, AU15	1.83	0-0	4	0	0	0/0	1	7.2	6	3	2	1	9	0	1	0	.200	0	1	0
Ocasio, FLA15	2.33	1-0	1	1	0	0/0	0	6.0	5	2	2	4	3	0	0	0	.217	0	1	0
L. Davis, AU15	2.83	2-1	3	3	0	0/0	0	17.1	18	8	7	13	3	5	0	1	.269	2	2	0
Walljasper, LSU15	3.15	1-0	2	1	0	0/0	0	6.2	6	3	3	1	1	0	0	0	.214	1	0	0
Osorio, BAMA15	3.23	1-1	2	2	2	0/0	0	13.0	7	6	6	6	16	0	0	2	.167	1	1	0
Hoover, LSU15	3.32	1-2	4	3	1	0/0	1	19.0	22	10	9	9	13	4	1	3	.293	3	1	0
Betsa, MICH15	3.50	1-1	5	4	1	1/0	0	18.0	16	9	9	10	23	3	0	1	.229	1	9	0
Hawkins, C., ORE15	5.40	0-2	2	2	1	0/0	0	11.2	11	9	9	4	13	4	0	2	.234	1	0	0
Carda, UCLA15	6.23	1-2	3	3	1	0/0	0	21.1	29	20	19	17	11	4	0	1	.349	5	4	0
M. Harper, AU15	8.22	0-1	3	1	0	0/0	0	7.2	17	10	9	3	3	1	0	3	.447	2	1	0
E. Gabriel, TENN15	9.00	0-1	2	1	0	0/0	0	4.2	8	6	6	5	4	1	0	1	.381	0	0	0
Littlejohn, BAMA15	9.33	0-1	1	1	0	0/0	0	3.0	5	5	4	2	1	1	0	0	.385	0	0	0

PB - A. Aldrete TENN 1, C. Wallace AU15 1, Munro FLA1 1.

The Automated ScoreBook
WCWS Overall Statistics (as of May 26, 2016)
(All games Sorted by Fielding pct)

Player	c	po	a	e	fld%	dp	sba	csb	sba%	pb	ci
Sweet, MICH15	43	40	3	0	1.000	0	7	0	1.000	0	0
Schwarz, FLA15	32	30	2	0	1.000	3	0	0	---	0	0
Munro, FLA15	29	29	0	0	1.000	1	0	0	---	1	0
J. Rhodes, AU15	26	22	4	0	1.000	5	0	0	---	0	0
Bell, BAMA15	25	22	3	0	1.000	0	2	3	.400	0	0
C. Wallace, AU15	22	21	1	0	1.000	1	3	0	1.000	1	0
Stewart, FLA15	18	9	9	0	1.000	0	0	0	---	0	0
L.Overstreet, TENN15	17	17	0	0	1.000	0	0	0	---	0	0
Bourg, LSU15	17	8	9	0	1.000	0	0	0	---	0	0
Kvistad, FLA15	15	15	0	0	1.000	0	0	0	---	0	0
Merritt, FLA15	14	12	2	0	1.000	1	0	0	---	0	0
Goulder, UCLA15	14	12	2	0	1.000	2	0	0	---	0	0
LaRosa, UCLA15	14	12	2	0	1.000	1	1	0	1.000	0	0
Lindvall, J., ORE15	13	13	0	0	1.000	0	1	0	1.000	0	0
Jaquish, LSU15	13	3	10	0	1.000	2	0	0	---	0	0
M. Estell, AU15	12	11	1	0	1.000	1	0	0	---	0	0
Hays, BAMA15	11	6	5	0	1.000	0	0	0	---	0	0
DeWitt, FLA15	11	11	0	0	1.000	0	0	0	---	0	0
Decker, H., ORE15	11	11	0	0	1.000	1	0	0	---	0	0
Sataraka, UCLA15	9	4	5	0	1.000	1	0	0	---	0	0
T. Koenig, TENN15	9	9	0	0	1.000	0	0	0	---	0	0
Turner, BAMA15	9	6	3	0	1.000	0	0	0	---	0	0
T. Howard, AU15	9	9	0	0	1.000	0	0	0	---	0	0
Griggs, LSU15	9	9	0	0	1.000	0	0	0	---	0	0
Haeger, FLA15	8	1	7	0	1.000	0	0	0	---	0	0
S. McSwain, TENN15	8	0	8	0	1.000	0	0	0	---	0	0
Perez, UCLA15	7	6	1	0	1.000	0	0	0	---	0	0
Carda, UCLA15	7	1	6	0	1.000	1	1	1	.500	0	0
Wagner, MICH15	6	2	4	0	1.000	0	1	0	1.000	0	0
B. Landry, LSU15	6	6	0	0	1.000	0	0	0	---	0	0
Bennett, UCLA15	6	6	0	0	1.000	0	0	0	---	0	0
Udria, N., ORE15	5	2	3	0	1.000	1	0	0	---	0	0
Hawkins, C., ORE15	5	1	4	0	1.000	0	1	0	1.000	0	0
Lawrence, MICH15	5	5	0	0	1.000	0	0	0	---	0	0
Runyon, BAMA15	5	2	3	0	1.000	0	0	0	---	0	0
Lindvall, L., ORE15	5	4	1	0	1.000	0	0	0	---	0	0
McCleney, BAMA15	5	5	0	0	1.000	0	0	0	---	0	0
McLean, FLA15	5	5	0	0	1.000	0	0	0	---	0	0
Costa, K., ORE15	4	4	0	0	1.000	0	0	0	---	0	0
Lilley, J., ORE15	4	2	2	0	1.000	0	0	0	---	0	0
Andrews, LSU15	4	4	0	0	1.000	0	0	0	---	0	0
M. Harper, AU15	4	1	3	0	1.000	0	2	0	1.000	0	0
Hoover, LSU15	3	0	3	0	1.000	0	5	0	1.000	0	0
Mercado, D., ORE15	3	1	2	0	1.000	0	0	0	---	0	0
Castro, FLA15	3	3	0	0	1.000	0	0	0	---	0	0
Betsa, MICH15	2	0	2	0	1.000	0	6	0	1.000	0	0
E. Gabriel, TENN15	2	0	2	0	1.000	0	0	0	---	0	0
Littlejohn, BAMA15	2	1	1	0	1.000	0	1	0	1.000	0	0
Osorio, BAMA15	1	0	1	0	1.000	0	1	2	.333	0	0
Ocasio, FLA15	1	0	1	0	1.000	0	0	0	---	0	0
Hovinga, K., ORE15	1	0	1	0	1.000	1	0	0	---	0	0
Gillespie, A, ORE15	1	1	0	0	1.000	0	0	0	---	0	0
Hawkins, BAMA15	1	1	0	0	1.000	0	0	0	---	0	0
T. Lewis, TENN15	1	1	0	0	1.000	0	0	0	---	0	0
C. Tarango, TENN15	1	0	1	0	1.000	0	0	0	---	0	0
S. Geathers, TENN15	1	1	0	0	1.000	0	0	0	---	0	0
Blanco, MICH15	32	28	3	1	.969	1	0	0	---	0	0
Romero, MICH15	31	22	8	1	.968	0	0	0	---	0	0
Medina, FLA15	24	8	15	1	.958	3	0	0	---	0	0
Montemarano, MICH15	17	4	12	1	.941	0	0	0	---	0	0
Fuller, FLA15	17	6	10	1	.941	1	0	0	---	0	0
Jelenicki, UCLA15	17	16	0	1	.941	2	0	0	---	0	0

Player	c	po	a	e	fld%	dp	sba	csb	sba%	pb	ci
Spaulding, UCLA15	17	6	10	1	.941	2	0	0	---	0	0
K. Cooper, AU15	17	9	7	1	.941	1	0	0	---	0	0
Lafaele, BAMA15	16	14	1	1	.938	0	0	0	---	0	0
Simmons, LSU15	30	27	1	2	.933	2	0	0	---	0	0
E. Carosone, AU15	14	8	5	1	.929	2	0	0	---	0	0
Bell, LSU15	13	7	5	1	.923	1	0	0	---	0	0
Christner, MICH15	13	12	0	1	.923	0	0	0	---	0	0
M. Geer, TENN15	11	3	7	1	.909	0	0	0	---	0	0
H. Fagan, AU15	21	14	5	2	.905	2	0	0	---	0	0
Ramirez, MICH15	18	7	9	2	.889	1	0	0	---	0	0
M. Gregg, TENN15	7	2	4	1	.857	0	0	0	---	0	0
Maurice, UCLA15	7	6	0	1	.857	0	0	0	---	0	0
Kloss, LSU15	20	17	0	3	.850	0	9	0	1.000	0	0
B. Melero, AU15	5	3	1	1	.800	1	0	0	---	0	0
A. Aldrete, TENN15	9	6	1	2	.778	0	4	0	1.000	1	0
R. Gaffin, TENN15	2	0	1	1	.500	0	4	0	1.000	0	0
L. Davis, AU15	2	0	1	1	.500	0	1	0	1.000	0	0
R. Walters, AU15	1	0	0	1	.000	0	0	0	---	0	0
Lockwood, LSU15	0	0	0	0	.000	0	0	0	---	0	0
Little, FLA15	0	0	0	0	.000	0	0	0	---	0	0
M Kilpatrick, AU15	0	0	0	0	.000	0	0	0	---	0	0
Jury, BAMA15	0	0	0	0	.000	0	0	1	.000	0	0
Herndon, FLA15	0	0	0	0	.000	0	0	0	---	0	0
Grauer, UCLA15	0	0	0	0	.000	0	0	0	---	0	0
Puentes, S., ORE15	0	0	0	0	.000	0	0	0	---	0	0
Quinn, LSU15	0	0	0	0	.000	0	0	0	---	0	0
Gourley, FLA15	0	0	0	0	.000	0	0	0	---	0	0
Rettig, BAMA15	0	0	0	0	.000	0	0	0	---	0	0
Glasco, G., ORE15	0	0	0	0	.000	0	0	0	---	0	0
Richard, BAMA15	0	0	0	0	.000	0	0	0	---	0	0
Richvalsky, MICH15	0	0	0	0	.000	0	0	0	---	0	0
Falk, MICH15	0	0	0	0	.000	0	0	0	---	0	0
Fain, BAMA15	0	0	0	0	.000	0	0	0	---	0	0
Sbonek, MICH15	0	0	0	0	.000	0	0	0	---	0	0
Duran, UCLA15	0	0	0	0	.000	0	0	0	---	0	0
Selman, LSU15	0	0	0	0	.000	0	2	0	1.000	0	0
V. Draper, AU15	0	0	0	0	.000	0	0	0	---	0	0
Spencer, BAMA15	0	0	0	0	.000	0	0	0	---	0	0
Dare, BAMA15	0	0	0	0	.000	0	0	0	---	0	0
Supak, LSU15	0	0	0	0	.000	0	0	0	---	0	0
Susalla, MICH15	0	0	0	0	.000	0	0	0	---	0	0
Damico, FLA15	0	0	0	0	.000	0	0	0	---	0	0
Ta'amilo, UCLA15	0	0	0	0	.000	0	0	0	---	0	0
Takeda, J., ORE15	0	0	0	0	.000	0	0	0	---	0	0
Case, BAMA15	0	0	0	0	.000	0	0	0	---	0	0
K. Bogaards, AU15	0	0	0	0	.000	0	0	0	---	0	0
Bobo, BAMA15	0	0	0	0	.000	0	0	0	---	0	0
Vargas, MICH15	0	0	0	0	.000	0	0	0	---	0	0
G. Aucoin, TENN15	0	0	0	0	.000	0	0	0	---	0	0
Wald, MICH15	0	0	0	0	.000	0	0	0	---	0	0
S. Waldrop, AU15	0	0	0	0	.000	0	0	0	---	0	0
Walljasper, LSU15	0	0	0	0	.000	0	2	0	1.000	0	0
Wheaton, FLA15	0	0	0	0	.000	0	0	0	---	0	0
Amaral, UCLA15	0	0	0	0	.000	0	0	0	---	0	0
J. Abbott, AU15	0	0	0	0	.000	0	0	0	---	0	0
Bea.-Pierson, ORE15	0	0	0	0	.000	0	0	0	---	0	0
Martinez, FLA15	0	0	0	0	.000	0	0	0	---	0	0
McCasland, LSU15	0	0	0	0	.000	0	0	0	---	0	0
CJ McClain, TENN15	0	0	0	0	.000	0	0	0	---	0	0

Hitting minimums - 1 Games 10 AB
Pitching minimums - 1 Games 1.0 IP/Game

The Automated ScoreBook
Florida 3 (59-6), Michigan 2 (59-7)
Jun 01, 2015 at Oklahoma City, Okla. (Hall of Fame Stadium)

Michigan 2 (59-7)

Player	ab	r	h	rbi	bb	so	po	a	lob
Lawrence cf	3	0	0	0	1	0	1	0	2
Romero 2b	3	0	1	0	1	0	1	3	0
Christner lf	4	0	2	0	0	0	1	0	1
Susalla rf	4	1	1	0	0	1	0	0	2
Sweet c	3	0	0	0	0	1	5	0	0
Wald pr	0	1	0	0	0	0	0	0	0
Montemarano 3b	3	0	0	0	1	0	2	2	2
Wagner dh/p	3	0	1	0	0	1	1	0	0
Blanco 1b	1	0	0	0	2	0	6	1	1
Richvalsky pr	0	0	0	0	0	0	0	0	0
Ramirez ss	3	0	1	2	0	1	1	0	2
Betsa p	0	0	0	0	0	0	0	0	0
Totals	27	2	6	2	5	4	18	6	10

Florida 3 (59-6)

Player	ab	r	h	rbi	bb	so	po	a	lob
Stewart 2b	3	1	1	0	0	0	2	1	0
DeWitt lf	3	1	1	0	0	0	2	0	1
Haeger dh	3	1	2	3	0	0	0	0	0
Merritt cf	2	0	0	0	0	1	0	0	0
Kvistad 1b	2	0	0	0	1	1	7	0	0
Schwarz 1b	0	0	0	0	0	0	1	0	0
Castro rf	1	0	0	0	1	1	3	0	1
McLean pr/rf	0	0	0	0	0	0	0	0	0
Fuller 3b	3	0	0	0	0	1	0	2	3
Munro c	2	0	0	0	0	0	4	0	0
Ocasio p	2	0	0	0	0	0	0	1	0
Little ph	1	0	0	0	0	0	0	0	1
Gourley p	0	0	0	0	0	0	0	0	0
Medina ss	0	0	0	0	0	0	2	4	0
Totals	22	3	4	3	2	4	21	8	6

Score by Innings	1	2	3	4	5	6	7	R	H	E
Michigan	0	0	0	0	0	2	0	2	6	2
Florida	2	0	1	0	0	0	X	3	4	0

E - Ramirez 2(9). LOB - MICH 10; UF 6. 2B - Haeger(9). HR - Haeger(19). HBP - Sweet; Merritt; Castro. SH - Munro(9).

Michigan	ip	h	r	er	bb	so	ab	bf
Betsa	2.2	4	3	3	2	3	12	15
Wagner	3.1	0	0	0	0	1	10	12

Florida	ip	h	r	er	bb	so	ab	bf
Ocasio	6.0	5	2	2	4	3	23	28
Gourley	1.0	1	0	0	1	1	4	5

Win - Ocasio (18-3). Loss - Betsa (31-5). Save - Gourley (5).
HBP - by Betsa (Merritt); by Ocasio (Sweet); by Wagner (Castro). PB - Munro(5).

Umpires - HP: Smokey Edds 1B: David Erwin 3B: Tracy Hart
Start: 7:05 pm Time: 2:05 Attendance: 8329
Weather: Sunny, Low 80s, Wind 9 MPH S

The Automated ScoreBook
Florida 3 (59-6), Michigan 2 (59-7)
Jun 01, 2015 at Oklahoma City, Okla. (Hall of Fame Stadium)

Score by Innings	1	2	3	4	5	6	7	R	H	E
Michigan	0	0	0	0	0	2	0	2	6	2
Florida	2	0	1	0	0	0	X	3	4	0

Michigan starters: 22/cf Lawrence; 32/2b Romero; 21/lf Christner; 7/rf Susalla; 25/c Sweet; 18/3b Montemarano; 17/dh Wagner; 24/1b Blanco; 1/ss Ramirez; 3/p Betsa;
Florida starters: 7/2b Stewart; 23/lf DeWitt; 17/dh Haeger; 24/cf Merritt; 21/1b Kvistad; 88/rf Castro; 12/3b Fuller; 1/c Munro; 8/p Ocasio; 6/ss Medina;

Michigan 1st - Lawrence grounded out to ss. Romero grounded out to 3b. Christner singled to center field. Susalla struck out swinging. 0 runs, 1 hit, 0 errors, 1 LOB.

Florida 1st - Stewart singled to shortstop, advanced to second on a throwing error by ss. DeWitt grounded out to 2b; Stewart advanced to third. Haeger homered to left field, 2 RBI; Stewart scored. Merritt struck out swinging. Kvistad walked. Castro struck out swinging. 2 runs, 2 hits, 1 error, 1 LOB.

Michigan 2nd - Sweet grounded out to 1b unassisted. Montemarano grounded out to ss. Wagner singled up the middle. Blanco walked; Wagner advanced to second. Ramirez struck out swinging. 0 runs, 1 hit, 0 errors, 2 LOB.

Florida 2nd - Fuller struck out looking. Munro popped up to 3b. Ocasio popped up to ss. 0 runs, 0 hits, 0 errors, 0 LOB.

Michigan 3rd - Lawrence grounded out to 3b. Romero singled up the middle. Christner flied out to rf. Susalla flied out to rf. 0 runs, 1 hit, 0 errors, 1 LOB.

Florida 3rd - Stewart flied out to lf. DeWitt singled to center field. Haeger doubled to center field, RBI; DeWitt scored. Merritt hit by pitch. Kvistad grounded out to 2b; Merritt advanced to second; Haeger advanced to third. Castro walked. Wagner to p. / for Betsa. Fuller fouled out to c. 1 run, 2 hits, 0 errors, 3 LOB.

Michigan 4th - Sweet flied out to lf. Montemarano walked. Wagner struck out swinging. Blanco reached on a fielder's choice; Montemarano out at second 2b to ss. 0 runs, 0 hits, 0 errors, 1 LOB.

Florida 4th - Munro reached on a fielding error by ss. Ocasio popped up to 3b, bunt. Stewart grounded out to 1b unassisted; Munro advanced to second. DeWitt grounded out to 3b. 0 runs, 0 hits, 1 error, 1 LOB.

Michigan 5th - Ramirez grounded out to p, bunt. Lawrence walked. Romero reached on a fielder's choice; Lawrence out at second ss to 2b. Christner lined out to 1b. 0 runs, 0 hits, 0 errors, 1 LOB.

Florida 5th - Haeger grounded out to 2b. Merritt grounded out to 3b. Kvistad struck out swinging. 0 runs, 0 hits, 0 errors, 0 LOB.

Michigan 6th - Schwarz to 1b for Kvistad. Susalla singled to center field. Sweet hit by pitch; Susalla advanced to second. Wald pinch ran for Sweet. Montemarano flied out to rf; Susalla advanced to third. Wagner popped up to 2b. Blanco walked; Wald advanced to second. Richvalsky pinch ran for Blanco. Ramirez singled up the middle, 2 RBI; Richvalsky advanced to second; Wald scored; Susalla scored. Lawrence flied out to lf. 2 runs, 2 hits, 0 errors, 2 LOB.

Florida 6th - Sweet to c for Wald. Blanco to 1b for Richvalsky. Castro hit by pitch. McLean pinch ran for Castro. Fuller flied out to cf. Munro out at first 1b to 2b, SAC, bunt; McLean advanced to second. Little pinch hit for Ocasio. Little popped up to p. 0 runs, 0 hits, 0 errors, 1 LOB.

Michigan 7th - Gourley to p for Little. McLean to rf. Romero walked. Romero advanced to second on a passed ball. Christner singled through the right side; Romero advanced to third. Susalla reached on a fielder's choice; Christner out at second ss unassisted. Sweet struck out swinging. Montemarano grounded out to ss. 0 runs, 1 hit, 0 errors, 2 LOB.

The Automated ScoreBook
Michigan 1 (60-7), Florida 0 (59-7)
Jun 02, 2015 at Oklahoma City, Okla. (Hall of Fame Stadium)

Florida 0 (59-7)

Player	ab	r	h	rbi	bb	so	po	a	lob
Stewart 2b	3	0	0	0	0	1	3	1	0
DeWitt lf	3	0	0	0	0	0	1	0	0
Merritt cf	3	0	1	0	0	0	2	0	0
Haeger p	3	0	2	0	0	0	0	2	0
Damico pr	0	0	0	0	0	0	0	0	0
Fuller 3b	2	0	1	0	0	0	2	2	1
Castro dh	3	0	0	0	0	1	0	0	0
Schwarz 1b	3	0	1	0	0	1	8	1	2
Munro c	2	0	1	0	0	1	2	0	2
Herndon pr	0	0	0	0	0	0	0	0	0
Kvistad ph	1	0	0	0	0	1	0	0	0
McLean rf	2	0	0	0	0	0	0	0	0
Medina ss	0	0	0	0	0	0	0	1	0
Totals	25	0	6	0	0	5	18	7	5

Michigan 1 (60-7)

Player	ab	r	h	rbi	bb	so	po	a	lob
Lawrence cf	3	1	2	0	0	1	0	0	1
Romero 2b	3	0	0	0	0	0	3	1	0
Christner lf	3	0	0	0	0	0	3	0	0
Susalla rf	2	0	1	1	1	0	0	0	0
Sweet c	3	0	0	0	0	0	6	0	1
Montemarano 3b	2	0	0	0	0	0	0	1	2
Wagner p	2	0	1	0	0	0	1	0	0
Sbonek pr	0	0	0	0	0	0	0	0	0
Blanco 1b	1	0	0	0	0	0	5	0	0
Ramirez ss	2	0	0	0	0	0	3	3	0
Totals	21	1	4	1	1	1	21	5	4

Score by Innings	1	2	3	4	5	6	7	R	H	E
Florida	0	0	0	0	0	0	0	0	6	0
Michigan	1	0	0	0	0	0	X	1	4	0

DP - UF 1; MICH 1. LOB - UF 5; MICH 4. 2B - Lawrence(19). SH - Fuller(5); Blanco(7). SB - Merritt(22).

Florida	ip	h	r	er	bb	so	ab	bf
Haeger	6.0	4	1	1	1	1	21	23

Michigan	ip	h	r	er	bb	so	ab	bf
Wagner	7.0	6	0	0	0	5	25	26

Win - Wagner (25-2). Loss - Haeger (31-2). Save - None.

Umpires - HP: Eric Mandley 1B: Bubba Ewald 3B: Jana Tidwell
Start: 7:05 pm Time: 1:33 Attendance: 8254
Weather: Partly cloudy, Mid 80s, SSE 14

The Automated ScoreBook
Michigan 1 (60-7), Florida 0 (59-7)
Jun 02, 2015 at Oklahoma City, Okla. (Hall of Fame Stadium)

Score by Innings	1	2	3	4	5	6	7	R	H	E
Florida	0	0	0	0	0	0	0	0	6	0
Michigan	1	0	0	0	0	0	X	1	4	0

Florida starters: 7/2b Stewart; 23/lf DeWitt; 24/cf Merritt; 17/p Haeger; 12/3b Fuller; 88/dh Castro; 49/1b Schwarz; 1/c Munro; 52/rf McLean; 6/ss Medina;
Michigan starters: 22/cf Lawrence; 32/2b Romero; 21/lf Christner; 7/rf Susalla; 25/c Sweet; 18/3b Montemarano; 17/p Wagner; 24/1b Blanco; 1/ss Ramirez;

Florida 1st - Stewart struck out swinging. DeWitt lined out to ss. Merritt grounded out to 1b unassisted. 0 runs, 0 hits, 0 errors, 0 LOB.

Michigan 1st - Lawrence singled through the left side. Romero reached on a fielder's choice; Lawrence advanced to second. Christner fouled out to c, bunt. Susalla singled to center field, RBI; Romero advanced to second; Lawrence scored. Sweet flied out to lf. Montemarano lined out to 3b. 1 run, 2 hits, 0 errors, 2 LOB.

Florida 2nd - Haeger singled to third base. Fuller out at first 3b to 2b, SAC, bunt; Haeger advanced to second. Castro struck out swinging. Schwarz singled to shortstop; Haeger advanced to third. Munro struck out swinging. 0 runs, 2 hits, 0 errors, 2 LOB.

Michigan 2nd - Wagner singled to left field. Sbonek pinch ran for Wagner. Blanco out at first p to 2b, SAC, bunt; Sbonek advanced to second. Ramirez grounded out to 3b; Sbonek advanced to third. Lawrence struck out looking. 0 runs, 1 hit, 0 errors, 1 LOB.

Florida 3rd - Wagner to p for Sbonek. McLean grounded out to ss. Stewart flied out to lf. DeWitt flied out to lf. 0 runs, 0 hits, 0 errors, 0 LOB.

Michigan 3rd - Romero popped up to 2b. Christner grounded out to 1b unassisted. Susalla walked. Sweet flied out to cf. 0 runs, 0 hits, 0 errors, 1 LOB.

Florida 4th - Merritt fouled out to c. Haeger singled up the middle. Damico pinch ran for Haeger. Fuller singled to center field; Damico advanced to second. Castro popped up to 2b. Schwarz grounded out to ss. 0 runs, 2 hits, 0 errors, 2 LOB.

Michigan 4th - Haeger to p for Damico. Montemarano grounded out to p. Wagner popped up to 1b. Blanco grounded out to 3b. 0 runs, 0 hits, 0 errors, 0 LOB.

Florida 5th - Munro singled to right field. Herndon pinch ran for Munro. McLean lined into double play ss to 1b; Herndon out on the play. Stewart flied out to lf. 0 runs, 1 hit, 0 errors, 0 LOB.

Michigan 5th - Munro to c for Herndon. Ramirez popped up to 2b. Lawrence doubled to left center. Romero hit into double play ss to 1b to 3b; Lawrence out on the play. 0 runs, 1 hit, 0 errors, 0 LOB.

Florida 6th - DeWitt grounded out to 2b. Merritt singled, bunt. Haeger popped up to 2b. Merritt stole second. Fuller lined out to ss. 0 runs, 1 hit, 0 errors, 1 LOB.

Michigan 6th - Christner lined out to cf. Susalla grounded out to 1b unassisted. Sweet grounded out to 2b. 0 runs, 0 hits, 0 errors, 0 LOB.

Florida 7th - Castro popped up to p. Schwarz struck out swinging. Kvistad pinch hit for Munro. Kvistad struck out swinging. 0 runs, 0 hits, 0 errors, 0 LOB.

The Automated ScoreBook
Florida 4 (60-7), Michigan 1 (60-8)
Jun 03, 2015 at Oklahoma City, Okla. (Hall of Fame Stadium)

Michigan 1 (60-8)

Player	ab	r	h	rbi	bb	so	po	a	lob
Lawrence cf	4	0	0	0	0	1	1	0	0
Romero 2b	3	0	1	1	1	0	5	0	0
Christner lf	4	0	0	0	0	2	0	0	6
Susalla rf	3	0	0	0	0	0	0	0	0
Sweet c	3	0	0	0	0	1	8	1	0
Montemarano 3b	2	0	0	0	0	0	2	2	0
Vargas ph	1	0	1	0	0	0	0	0	0
Wald pr	0	0	0	0	0	0	0	0	0
Wagner p/dh	1	0	0	0	0	0	0	1	0
Sbonek pr	0	0	0	0	0	0	0	0	0
Blanco 1b	2	1	1	0	0	0	2	1	2
Richvalsky pr	0	0	0	0	0	0	0	0	0
Ramirez ss	3	0	2	0	0	1	0	0	0
Betsa p	0	0	0	0	0	0	0	1	0
Totals	26	1	5	1	1	5	18	6	8

Florida 4 (60-7)

Player	ab	r	h	rbi	bb	so	po	a	lob
Stewart 2b	2	1	1	1	0	0	1	2	0
DeWitt lf	2	1	0	0	0	2	1	0	0
Haeger p	1	1	1	1	2	0	1	0	0
Herndon pr	0	0	0	0	0	0	0	0	0
Fuller 3b	3	0	0	0	0	1	0	1	2
Merritt cf	2	0	0	0	0	1	2	0	3
Schwarz 1b	4	0	1	2	0	2	8	0	3
Wheaton dh	3	0	0	0	0	1	0	0	1
McLean rf	3	1	2	0	0	0	2	0	0
Munro c	1	0	0	0	1	1	5	0	2
Martinez pr	0	0	0	0	0	0	0	0	0
Medina ss	0	0	0	0	0	0	1	4	0
Totals	21	4	5	4	3	8	21	7	11

Score by Innings	1	2	3	4	5	6	7	R	H	E
Michigan	0	0	0	0	1	0	0	1	5	1
Florida	3	1	0	0	0	0	X	4	5	0

E - Montemarano(8). LOB - MICH 8; UF 11. 2B - Stewart(19). HBP - Wagner 2; Blanco; Stewart 2; DeWitt; Haeger; Fuller; Merritt. SH - DeWitt(4); Merritt(10); Munro(10). SB - Stewart 2(26); Merritt(23); McLean(10).

Michigan	ip	h	r	er	bb	so	ab	bf
Wagner	2.0	4	4	4	0	0	8	12
Betsa	4.0	1	0	0	3	8	13	21

Florida	ip	h	r	er	bb	so	ab	bf
Haeger	7.0	5	1	1	1	5	26	30

Win - Haeger (32-2). Loss - Wagner (25-3). Save - None.
HBP - by Wagner (Stewart); by Betsa (DeWitt); by Betsa (Haeger); by Haeger (Wagner); by Haeger (Blanco); by Betsa (Merritt); by Haeger (Wagner); by Betsa (Stewart); by Betsa (Fuller).

Umpires - HP: Bubba Ewald 1B: Eric Mandley 3B: David Erwin
Start: 7:05 pm Time: 2:23 Attendance: 7680
Weather: Fair, Mid 80s, SSE 16, Gusty



2016 NCAA Women's College World Series

8 Florida State*

Game 1
Thursday, June 2, 11 a.m.
ESPN

16 Georgia

Georgia*, 5-4

Game 5
Saturday, June 4, 6 p.m.
ESPN2

12 UCLA

Game 2
Thursday, June 2, 1:30 p.m.
ESPN

4 Auburn*

Auburn, 10-3

Auburn*, 4-3

Game 11
Sunday, June 5, 6 p.m.
ESPN2

Game 13 (if necessary)^
Monday, June 6, 6 p.m.
ESPN

Florida State

Game 7
Saturday, June 4, 11 a.m.
ESPN

UCLA*

Florida State*, 8-4

Game 9
Sunday, June 5, 12 p.m.
ESPN

Michigan

Florida State, 1-0

Auburn, 8-7

Champ. Finals (Best 2-of-3)
Game 1: Oklahoma, 3-2
Game 2: Auburn, 11-7 (8 inn.)
Game 3: Oklahoma, 2-1
ESPN

Oklahoma

3 Oklahoma*

Game 3
Friday, June 3, 6 p.m.
ESPN2

6 Alabama

Oklahoma,3-0

Game 6
Saturday, June 4, 8:30 p.m.
ESPN2

10 LSU

Game 4
Friday, June 3, 8:30 p.m.
ESPN2

2 Michigan*

Michigan*, 2-0

Oklahoma, 7-5

Game 12
Sunday, June 5, 8:30 p.m.
ESPN2

Game 14 (if necessary)^
Monday, June 6, 8:30 p.m.
ESPN

Oklahoma*, 7-3

Alabama*

Game 8
Saturday, June 4, 1:30 p.m.
ESPN

LSU

LSU*, 6-4

Game 10
Sunday, June 5, 2:30 p.m.
ESPN2

Georgia

LSU*, 4-1

* Denotes home team



2016 Team Rosters

NCAA® Women's College World Series®

Alabama Crimson Tide

No.	Name	Pos.
2	Demi Turner	IF
3	Peyton Grantham	IF
4	Rachel Bobo	OF
5	Chandler Dare	UT
6	Sydney Booker	IF
7	Merris Schroder	OF
8	Haylie McCleney	OF
9	Marisa Runyon	IF
10	Mari Cranek	UT
12	Kallie Case	UT
18	Andrea Hawkins	OF
19	Danielle Richard	UT
20	Carrigan Fain	C
24	Leona Lafaele	IF
25	Madi Moore	P
27	Alexis Osorio	P
28	Sydney Littlejohn	P
34	Caroline Hardy	UT
54	Reagan Dykes	C

Head Coach: Patrick Murphy

Auburn Tigers

No.	Name	Pos.
00	Carlee Wallace	C
1	Tiffany Howard	OF
2	Haley Fagan	IF/OF
3	Whitney Jordan	IF
4	Madi Gipson	IF/OF
5	Emily Carosone	IF
6	Blaire Bass	IF
7	Emily Spain	IF
8	Jade Rhodes	1B
9	Madison Dickey	IF
10	Anna Gibbs	C
11	Casey McCrakin	UT
12	Maria Mitchell	OF/C
13	Kasey Cooper	IF
14	Kelsey Bogaards	SS
15	Bree Fornis	OF
16	Kaylee Carlson	P
17	Morgan Podany	OF
19	Rachel Walters	P
20	Hope Smith	OF
22	Marcy Harper	P
23	Lexi Davis	P
24	Kendall Veach	IF
27	Victoria Draper	OF
29	Makayla Martin	P
30	Tali Milde	IF
33	Kimberlee Myers	IF
44	Jenna Abbott	P
77	Sydne Waldrop	OF
93	Courtney Shea	C

Head Coach: Clint Myers

Florida State Seminoles

No.	Name	Pos.
2	Morgan Klaevemann	OF
3	Mia Lacy	IF
4	Megan McReynolds	UT
5	Alex Kossoff	OF
6	Zoe Casas	OF
8	Korina Rosario	OF/P
9	Deja Bush	OF
10	Cali Harrod	UT
11	Alex Powers	1B
12	Carsyn Gordon	IF
14	Ellie Cooper	IF
16	Jessica Burroughs	P
18	Victoria East	UT
21	Sabrina Stutsman	UT
22	Abby Evans	P
23	Tessa Daniels	1B/P
24	Victoria Daddis	UT/C
25	Masey Cheatham	C
28	Bella D'Errico	UT
30	Jessie Warren	IF
34	Sydney Broderick	C
44	Lauren Harris	OF
48	Meghan King	P

Head Coach: Lonni Alameda

Georgia Bulldogs

No.	Name	Pos.
1	Cortni Emanuel	OF
3	Samantha LaZear	OF
6	Sydni Emanuel	OF
8	Alyssa DiCarlo	IF
10	Katie Collins	C
11	Kaylee Pauiloa	IF
12	Chaycie Goggins	OF
14	Lindsey Miles	OF
15	Kayleigh Medlin	IF
16	Alex Hugo	IF
17	Maeve McGuire	UT
18	Brittany Gray	P
20	Chelsea Wilkinson	P
21	Bekah Farris	P
23	Brea Dickey	OF
24	Kylie Bass	P
25	Lacey Sumerlin	IF
32	Tina Iosefa	IF
35	Katie Browne	C

Head Coach: Lu Harris-Champer

LSU Tigers

No.	Name	Pos.
00	Akiya Thymes	OF
1	Layna Savoie	OF
2	Sahvanna Jaquish	C/IF
3	Sandra Simmons	IF
4	Jenna Kreamer	IF
5	Costance Quinn	IF
8	Emily Griggs	OF
9	Elyse Thornhill	UT
10	Sydney Bourg	IF
11	Taylor Satchell	UT
12	Sydney Smith	P/1B
13	Sydney Loupe	C
14	Taylor Lockwood	OF
17	Amber Serrett	IF
19	Baylee Corbello	P/UT
21	Carley Hoover	P
23	Shemiah Sanchez	IF
24	Alayna Falcon	OF
25	Allie Walljasper	P
26	Bailey Landry	OF
27	Bianka Bell	IF
77	Kellsi Kloss	C

Head Coach: Beth Torina

Michigan Wolverines

No.	Name	Pos.
1	Abby Ramirez	IF
2	Aidan Falk	1B/IF
3	Megan Betsa	P
4	Leah Crockett	P
5	Olivia Richvalsky	OF
7	Kelsey Susalla	UT
8	Nikki Wald	OF
10	Sara Driesenga	P
11	Natalie Peters	OF
12	Amanda Vargas	IF
14	Lauren Connell	C
15	Alex Sobczak	UT
16	Morgan Swift	C
17	Katie Alexander	C
18	Lindsay Montemarano	IF
19	Courtney Richardson	OF
20	Mary Sbonek	OF
21	Kelly Christner	OF
22	Sierra Lawrence	OF
23	Taylor Swearingen	1B/3B
24	Tera Blanco	P/1B
25	Faith Canfield	UT
32	Sierra Romero	IF
44	Mackenzie Nemitz	IF

Head Coach: Carol Hutchins

Oklahoma Sooners

No.	Name	Pos.
1	Nicole Pendley	OF
2	Sydney Romero	IF
3	Kelsey Arnold	IF
4	Brittany Finney	P
6	Macey Hatfield	UT
7	Jayden Chestnut	P
8	Paige Parker	P
9	Tori Nirschl	OF
11	Paris Townsend	IF
15	Lea Wodach	OF
17	Shay Knighten	IF
18	Kelsey Stevens	P
20	Caleigh Clifton	IF
22	Kady Self	IF/OF
24	Raegan Rogers	OF
27	Kylie Lundberg	OF
34	Falepolima Aviu	OF
48	Erin Miller	OF

Head Coach: Patty Gasso

UCLA Bruins

No.	Name	Pos.
00	Rachel Garcia	P
4	Gabrielle Maurice	OF
7	Brittany Moeai	C/1B
8	Kylee Perez	UT
12	Jazmine Sosa	C
13	Imani Johnson	OF
14	Mysha Sataraka	IF
15	Johanna Grauer	P
18	Selina Ta'amilo	P
21	Taylor Pack	IF
22	Danae Blodgett	OF
23	Stevie Wisz	OF
24	Robyn Corruth	OF
25	Paige Halstead	C/OF
33	Brianna Tautalafua	IF
34	Izzy Ordorica	OF
42	Jelly Felix	OF
46	Zoe Shaw	UT
48	Allexis Bennett	OF
55	Paige McDufee	P
88	Madeline Jelenicki	UT/C
99	Delaney Spaulding	IF

Head Coach: Kelly Inouye-Perez

The Automated ScoreBook
NCAA Batting Leaders (as of May 11, 2017)
(All games)

Hitting minimums - 1 Games 10 AB
Pitching minimums - 1 Games 10.0 IP/Game

	Batting avg	
1.	Powers, A.-FSU	.571
2.	Knighten, S.-OU	.474
3.	Simmons-LSU	.455
4.	B. Landry-LSU	.417
5.	K. Cooper-AUBURN	.400

	Slugging pct	
1.	Powers, A.-FSU	1.143
2.	J. Rhodes-AUBURN	.895
3.	Warren, J.-FSU	.833
4.	K. Cooper-AUBURN	.800
5.	Knighten, S.-OU	.789

	On base pct	
1.	Powers, A.-FSU	.600
2.	Simmons-LSU	.571
	Gordon, C.-FSU	.571
4.	Knighten, S.-OU	.524
5.	K. Cooper-AUBURN	.500

	Runs scored	
1.	T. Howard-AUBURN	9
2.	Clifton, C.-OU	6
3.	J. Rhodes-AUBURN	5
	K. Cooper-AUBURN	5
	Miller, Erin-OU	5

	Hits	
1.	T. Howard-AUBURN	9
	Knighten, S.-OU	9
3.	K. Cooper-AUBURN	8
	Powers, A.-FSU	8
5.	2 tied at.....	7

	Runs batted in	
1.	J. Rhodes-AUBURN	8
	E. Carosone-AUBURN	8
	Knighten, S.-OU	8
4.	Sataraka-UCLA	7
	K. Cooper-AUBURN	7

	Doubles	
1.	6 tied at....	2

	Triples	
1.	T. Howard-AUBURN	1
	Klaevemann M-FSU	1
	Pendley, N.-OU	1

	Home runs	
1.	J. Rhodes-AUBURN	3
2.	7 tied at.....	2

	Total bases	
1.	J. Rhodes-AUBURN	17
2.	K. Cooper-AUBURN	16
	Powers, A.-FSU	16
4.	Knighten, S.-OU	15
5.	T. Howard-AUBURN	12

	Walks	
1.	C. Wallace-AUBURN	5
2.	5 tied at.....	4

	Hit by pitch	
1.	Simmons-LSU	2
	Warren, J.-FSU	2
	J. Rhodes-AUBURN	2
4.	16 tied at.....	1

	Sac bunts	
1.	Arnold, K.-OU	2
	Cooper, E.-FSU	2
	Emanuel, S.-UGA	2
4.	15 tied at...	1

	Sac flies	
1.	H. Fagan-AUBURN	1
	E. Carosone-AUBURN	1
	Browne-UGA	1
	McGuire-UGA	1

	Stolen bases	
1.	Harrod, C.-FSU	3
	Klaevemann M-FSU	3
3.	Miller, Erin-OU	2
	B. Landry-LSU	2
	Clifton, C.-OU	2

	Total plate appearances	
1.	T. Howard-AUBURN	25
2.	K. Cooper-AUBURN	24
	E. Carosone-AUBURN	24
	Miller, Erin-OU	24
5.	Clifton, C.-OU	23

	At bats	
1.	T. Howard-AUBURN	24
2.	Miller, Erin-OU	22
3.	K. Cooper-AUBURN	20
	E. Carosone-AUBURN	20
5.	5 tied at.....	19

	Steal attempts	
1.	Klaevemann M-FSU	4
2.	Harrod, C.-FSU	3
	Clifton, C.-OU	3
4.	4 tied at.....	2

	Strikeouts	
1.	Miller, Erin-OU	6
2.	Harrod, C.-FSU	5
3.	4 tied at.....	4

	Caught stealing	
1.	8 tied at.....	1

	Grounded into DP	
1.	12 tied at.....	1

The Automated ScoreBook
NCAA Batting Analysis Leaders (as of May 11, 2017)
(All games)

Hitting minimums - 1 Games 10 AB
Pitching minimums - 1 Games 10.0 IP/Game

Avg vs left

1.	Warren, J.-FSU	1.000
	Broderick, S-FSU	1.000
3.	Simmons-LSU	.800
4.	Knighten, S.-OU	.500
	J. Rhodes-AUBURN	.500

Avg vs right

1.	Powers, A.-FSU	.636
2.	K. Cooper-AUBURN	.545
3.	E. Carosone-AUBURN	.500
	Bell-LSU	.500
5.	Knighten, S.-OU	.471

Pct reach as leadoff

1.	B. Landry-LSU	1.000
	Gordon, C.-FSU	1.000
3.	J. Rhodes-AUBURN	.750
	Self, Kady-OU	.750
5.	Bell-LSU	.667

Avg w/2 outs

1.	Klaevemann M-FSU	.667
2.	K. Cooper-AUBURN	.500
	Bell-LSU	.500
	Simmons-LSU	.500
	Jaquish-LSU	.500

Avg w/bases empty

1.	Booker-BAMA	1.000
	Runyon-BAMA	1.000
	Kreamer-LSU	1.000
4.	Bell-LSU	.750
5.	LaZear-UGA	.600

Avg w/runners

1.	Simmons-LSU	.667
2.	Klaevemann M-FSU	.600
3.	Powers, A.-FSU	.571
4.	K. Cooper-AUBURN	.545
5.	Warren, J.-FSU	.500

Avg w/bases loaded

1.	Self, Kady-OU	1.000
	Blanco-MICH	1.000
	Lafaele-BAMA	1.000
	Romero-MICH	1.000
	Sataraka-UCLA	1.000

Avg w/RBI ops

1.	Iosefa-UGA	1.000
2.	K. Cooper-AUBURN	.667
3.	Klaevemann M-FSU	.600
4.	Knighten, S.-OU	.571
5.	E. Carosone-AUBURN	.500

Pct adv runners

1.	Warren, J.-FSU	.833
2.	Simmons-LSU	.800
	Gordon, C.-FSU	.800
4.	Klaevemann M-FSU	.714
5.	T. Howard-AUBURN	.700

Pinch hitting avg

1.	Kreamer-LSU	1.000
2.	C. Shea-AUBURN	.000
	East, V.-FSU	.000
	Puailoa-UGA	.000
	Vargas-MICH	.000

Pinch hit at bats

1.	C. Shea-AUBURN	3
2.	East, V.-FSU	2
3.	9 tied at.....	1

Pinch hits

1.	Kreamer-LSU	1

2-out RBIs

1.	Jaquish-LSU	5
2.	K. Cooper-AUBURN	4
	Klaevemann M-FSU	4
	W. Jordan-AUBURN	4
5.	Romero, S.-OU	3

Runners advanced

1.	McGuire-UGA	4
	Kossoff, A.-FSU	4
3.	4 tied at.....	3

Runners left on base

1.	Cooper, E.-FSU	9
	Wodach, Lea-OU	9
3.	H. Fagan-AUBURN	8
4.	C. Wallace-AUBURN	7
	Vargas-MICH	7

Fly outs

1.	E. Carosone-AUBURN	10
2.	W. Jordan-AUBURN	8
	K. Cooper-AUBURN	8
4.	4 tied at.....	7

Ground outs

1.	Wodach, Lea-OU	9
	Pendley, N.-OU	9
	Arnold, K.-OU	9
4.	Romero, S.-OU	8
5.	M. Gipson-AUBURN	7

Fly outs/Ground outs

1.	E. Carosone-AUBURN	5.00
2.	Simmons-LSU	4.00
3.	K. Cooper-AUBURN	2.67
	W. Jordan-AUBURN	2.67
5.	Jaquish-LSU	2.33

Ground outs/Fly outs

1.	B. Landry-LSU	99.00
2.	Arnold, K.-OU	4.50
3.	V. Draper-AUBURN	3.00
	Warren, J.-FSU	3.00
5.	Pendley, N.-OU	2.25

The Automated ScoreBook
NCAA Batting Per-Game Leaders (as of May 11, 2017)
(All games)

Hitting minimums - 1 Games 10 AB
Pitching minimums - 1 Games 10.0 IP/Game

Hits per game		Runs scored per game		Doubles per game	
1. Powers, A.-FSU	2.00	1. T. Howard-AUBURN	1.50	1. Powers, A.-FSU	0.50
2. T. Howard-AUBURN	1.50	2. Clifton, C.-OU	1.00	2. K. Cooper-AUBURN	0.33
Knighten, S.-OU	1.50	Warren, J.-FSU	1.00	H. Fagan-AUBURN	0.33
4. K. Cooper-AUBURN	1.33	4. Miller, Erin-OU	0.83	4. B. Landry-LSU	0.25
5. B. Landry-LSU	1.25	K. Cooper-AUBURN	0.83	Griggs-LSU	0.25

Triples per game		Homers per game		RBIs per game	
1. Klaevemann M-FSU	0.25	1. J. Rhodes-AUBURN	0.50	1. E. Carosone-AUBURN	1.33
2. T. Howard-AUBURN	0.17	Powers, A.-FSU	0.50	J. Rhodes-AUBURN	1.33
Pendley, N.-OU	0.17	Bell-LSU	0.50	Knighten, S.-OU	1.33
4. Miller, Erin-OU	0.00	Warren, J.-FSU	0.50	4. Klaevemann M-FSU	1.25
E. Carosone-AUBURN	0.00	5. K. Cooper-AUBURN	0.33	Jaquish-LSU	1.25

Stolen bases per game		Walks per game		Strikeouts per game	
1. Klaevemann M-FSU	0.75	1. Klaevemann M-FSU	1.00	1. T. Howard-AUBURN	0.00
2. B. Landry-LSU	0.50	2. C. Wallace-AUBURN	0.83	Romero, S.-OU	0.00
3. Miller, Erin-OU	0.33	3. Broderick, S-FSU	0.75	Arnold, K.-OU	0.00
Clifton, C.-OU	0.33	Gordon, C.-FSU	0.75	Warren, J.-FSU	0.00
Montemarano-MICH	0.33	5. K. Cooper-AUBURN	0.67	Broderick, S-FSU	0.00

At bats per game		Plate appearances/gam	
1. T. Howard-AUBURN	4.00	1. Cooper, E.-FSU	4.25
2. Miller, Erin-OU	3.67	Klaevemann M-FSU	4.25
3. Powers, A.-FSU	3.50	3. T. Howard-AUBURN	4.17
4. E. Carosone-AUBURN	3.33	4. Miller, Erin-OU	4.00
K. Cooper-AUBURN	3.33	E. Carosone-AUBURN	4.00

The Automated ScoreBook
NCAA Pitching Leaders (as of May 11, 2017)
(All games)

Hitting minimums - 1 Games 10 AB
Pitching minimums - 1 Games 10.0 IP/Game

Earned run avg

Opposing bat avg

Innings pitched

Batters struck out

1.	Parker, P.-OU	25
2.	Betsa-MICH	19
3.	Hoover-LSU	11
4.	Wilkinson-UGA	10
	Osorio-BAMA	10

Batters SO out looking

1.	Parker, P.-OU	8
2.	Wilkinson-UGA	6
3.	Hoover-LSU	4
	Betsa-MICH	4
	K. Carlson-AUBURN	4

Wins

1.	Parker, P.-OU	5
2.	Burroughs, J-FSU	2
	K. Carlson-AUBURN	2
	Hoover-LSU	2
5.	4 tied at.....	1

Saves

1.	Walljasper-LSU	1

Appearances

1.	Parker, P.-OU	5
2.	M. Martin-AUBURN	4
	Hoover-LSU	4
	Burroughs, J-FSU	4
5.	6 tied at.....	3

Games started

1.	Parker, P.-OU	5
2.	Betsa-MICH	3
	K. Carlson-AUBURN	3
	Wilkinson-UGA	3
5.	5 tied at.....	2

Games finished

1.	Hoover-LSU	2
	R. Walters-AUBURN	2
	Burroughs, J-FSU	2
4.	9 tied at.....	1

Games in relief

1.	R. Walters-AUBURN	3
2.	McDuffee-UCLA	2
	M. Martin-AUBURN	2
	Hoover-LSU	2
	Burroughs, J-FSU	2

Sac bunts allowed

1.	K. Carlson-AUBURN	4
	Parker, P.-OU	4
3.	R. Walters-AUBURN	3
	Wilkinson-UGA	3
5.	McDuffee-UCLA	2

Sac flies allowed

1.	Burroughs, J-FSU	2
2.	Wilkinson-UGA	1
	McDuffee-UCLA	1

Losses

1.	Wilkinson-UGA	2
	King, M.-FSU	2
	Betsa-MICH	2
4.	9 tied at.....	1

Runners picked off

Wild pitches

1.	Hoover-LSU	4
2.	Betsa-MICH	3
3.	5 tied at.....	1

Balks

Hit batters

1.	Parker, P.-OU	3
	Ta'amilo-UCLA	3
3.	4 tied at.....	2

Intentional BB allowed

1.	Parker, P.-OU	1
	Betsa-MICH	1

Hits allowed

Runs allowed

Earned runs allowed

Walks allowed

Doubles allowed

Triples allowed

Home runs allowed

The Automated ScoreBook
NCAA Pitching Analysis Leaders (as of May 11, 2017)
(All games)

Hitting minimums - 1 Games 10 AB
Pitching minimums - 1 Games 10.0 IP/Game

B/avg vs left

B/avg vs right

B/avg vs leadoff

B/avg w/2 outs

B/avg w/runners

Fly ball outs

1.	Parker, P.-OU	48
2.	Wilkinson-UGA	30
3.	Burroughs, J-FSU	25
4.	Betsa-MICH	16
	R. Walters-AUBURN	16

Ground ball outs

1.	Parker, P.-OU	29
2.	M. Martin-AUBURN	27
3.	Burroughs, J-FSU	22
	Hoover-LSU	22
	Betsa-MICH	22

Fly/Ground outs

Ground/Fly outs

Fly outs/game

Ground outs/game

The Automated ScoreBook
NCAA Pitching Per-Game leaders (as of May 11, 2017)
(All games)

Hitting minimums - 1 Games 10 AB
Pitching minimums - 1 Games 10.0 IP/Game

Innings per game

Strikeouts/game

Walks allowed/game

Doubles allowed/game

Triples allowed/game

Homers allowed/game

Batters faced/game

Hits allowed/game

Runs allowed/game

Earned runs/game

The Automated ScoreBook
NCAA Fielding Leaders (as of May 11, 2017)
(All games)

Hitting minimums - 1 Games
Pitching minimums - 1 Games 10.0 IP/Game

Fielding pct

1.	J. Rhodes-AUBURN	1.000
	Knighten, S.-OU	1.000
	Romero, S.-OU	1.000
	Blanco-MICH	1.000
	Arnold, K.-OU	1.000

Chances

1.	J. Rhodes-AUBURN	59
2.	Simmons-LSU	40
3.	Wodach, Lea-OU	35
4.	Knighten, S.-OU	34
	Powers, A.-FSU	34

Putouts

1.	J. Rhodes-AUBURN	58
2.	Simmons-LSU	37
3.	Powers, A.-FSU	33
4.	Knighten, S.-OU	32
5.	Wodach, Lea-OU	31

Assists

1.	W. Jordan-AUBURN	15
2.	K. Cooper-AUBURN	14
3.	E. Carosone-AUBURN	12
	Quinn-LSU	12
5.	2 tied at.....	11

Fielding double plays

1.	Knighten, S.-OU	4
	J. Rhodes-AUBURN	4
3.	4 tied at.....	3

Passed balls

1.	Broderick, S-FSU	2
2.	5 tied at.....	1

Catchers interference

Steal attempts against

1.	Grauer-UCLA	6
	C. Wallace-AUBURN	6
	Betsa-MICH	6
	Falk-MICH	6
	Jelenicki-UCLA	6

Stolen bases against

1.	Betsa-MICH	6
	Falk-MICH	6
3.	4 tied at.....	4

Caught stealing by

1.	C. Wallace-AUBURN	3
2.	Wodach, Lea-OU	2
	Grauer-UCLA	2
	Jelenicki-UCLA	2
5.	7 tied at.....	1

Errors

1.	Harrod, C.-FSU	3
	W. Jordan-AUBURN	3
3.	6 tied at.....	2

The Automated ScoreBook
NCAA Batting Leaders (as of May 11, 2017)
(All games)

Hitting minimums - 1 Games 10 AB
Pitching minimums - 1 Games 10.0 IP/Game

Batting avg	
1. Florida State	.274
2. Auburn	.264
3. Oklahoma	.263
4. Michigan	.260
5. LSU	.255

Slugging pct	
1. Florida State	.462
2. Auburn	.460
3. Alabama	.400
4. LSU	.396
5. Oklahoma	.388

On base pct	
1. Florida State	.403
2. Oklahoma	.366
3. Auburn	.347
4. Michigan	.345
5. LSU	.319

Runs scored	
1. Auburn	36
2. Oklahoma	29
3. Florida State	20
4. LSU	13
5. Georgia	9

Hits	
1. Auburn	46
2. Oklahoma	42
3. Florida State	29
4. LSU	27
5. Michigan	20

Runs batted in	
1. Auburn	34
2. Oklahoma	25
3. Florida State	18
4. LSU	12
5. Georgia	8

Doubles	
1. Auburn	8
2. Alabama	6
3. Florida State	3
LSU	3
Georgia	3

Triples	
1. Auburn	1
Oklahoma	1
Florida State	1

Home runs	
1. Auburn	8
2. Oklahoma	6
3. Florida State	5
4. LSU	4
5. UCLA	2

Total bases	
1. Auburn	80
2. Oklahoma	62
3. Florida State	49
4. LSU	42
5. Michigan	25

Total plate appearances	
1. Auburn	200
2. Oklahoma	191
3. Florida State	134
4. LSU	119
5. Michigan	88

At bats	
1. Auburn	174
2. Oklahoma	160
3. LSU	106
Florida State	106
5. 2 tied attate	77

Walks	
1. Oklahoma	22
2. Florida State	18
3. Auburn	16
4. Michigan	8
LSU	8

Hit by pitch	
1. Auburn	7
2. Florida State	5
3. Oklahoma	4
4. Michigan	2
LSU	2

Strikeouts	
1. Oklahoma	22
2. Auburn	18
3. Michigan	17
LSU	17
5. Florida State	13

Sac bunts	
1. Oklahoma	5
Florida State	5
3. Georgia	4
4. LSU	3
5. Alabama	2

Sac flies	
1. Auburn	2
Georgia	2

Stolen bases	
1. Oklahoma	8
2. Florida State	7
3. LSU	4
4. Georgia	1
Michigan	1

Caught stealing	
1. Oklahoma	3
Florida State	3
3. Auburn	1
Michigan	1

Steal attempts	
1. Oklahoma	11
2. Florida State	10
3. LSU	4
4. Michigan	2
5. 2 tied at	1

Grounded into DP	
1. Oklahoma	4
2. Alabama	2
Auburn	2
4. 4 tied at....	1

The Automated ScoreBook
NCAA Batting Analysis Leaders (as of May 11, 2017)
(All games)

Hitting minimums - 1 Games 10 AB
Pitching minimums - 1 Games 10.0 IP/Game

Avg vs left	
1. UCLA	.714
2. Florida State	.417
3. Michigan	.400
4. LSU	.324
5. Oklahoma	.250

Avg vs right	
1. Alabama	.310
2. Auburn	.304
3. Oklahoma	.264
4. Florida State	.255
5. LSU	.217

Pct reach as leadoff	
1. Florida State	.464
2. Georgia	.429
3. Auburn	.395
4. LSU	.370
5. Oklahoma	.357

Avg w/2 outs	
1. Michigan	.333
2. Oklahoma	.240
3. Auburn	.232
4. LSU	.188
5. Georgia	.167

Avg w/bases empty	
1. LSU	.316
2. Alabama	.281
3. Auburn	.267
4. Florida State	.264
5. Oklahoma	.256

Avg w/runners	
1. UCLA	.286
2. Florida State	.283
3. Michigan	.270
4. Oklahoma	.268
5. Auburn	.262

Avg w/bases loaded	
1. Michigan	.500
UCLA	.500
3. Auburn	.286
4. Oklahoma	.200
5. Alabama	.167

Avg w/RBI ops	
1. UCLA	.429
2. Oklahoma	.279
3. Auburn	.265
4. Florida State	.250
Michigan	.250

Pct adv runners	
1. Florida State	.508
2. Auburn	.500
3. Alabama	.480
4. Oklahoma	.477
5. Georgia	.474

Pinch hitting avg	
1. LSU	.333
2. Auburn	.000
Florida State	.000
Oklahoma	.000
Alabama	.000

Pinch hit at bats	
1. Auburn	4
2. LSU	3
3. Florida State	2
4. 5 tied attate	1

Pinch hits	
1. LSU	1

2-out RBIs	
1. Auburn	11
2. Oklahoma	8
3. LSU	6
4. Florida State	5
5. Michigan	3

Runners advanced	
1. Oklahoma	13
2. Georgia	11
3. Florida State	9
4. LSU	7
Auburn	7

Runners left on base	
1. Auburn	40
2. Oklahoma	38
3. Florida State	30
4. LSU	25
5. Michigan	21

Fly outs	
1. Auburn	58
2. Oklahoma	38
3. LSU	31
4. Florida State	30
5. Georgia	24

Ground outs	
1. Oklahoma	56
2. Auburn	43
3. Florida State	35
4. LSU	31
5. Georgia	26

Fly outs/Ground outs	
1. UCLA	1.47
2. Auburn	1.35
3. Alabama	1.13
4. LSU	1.00
5. Georgia	0.92

Ground outs/Fly outs	
1. Oklahoma	1.47
2. Michigan	1.28
3. Florida State	1.17
4. Georgia	1.08
5. LSU	1.00

The Automated ScoreBook
NCAA Batting Per-Game Leaders (as of May 11, 2017)
(All games)

Hitting minimums - 1 Games 10 AB
Pitching minimums - 1 Games 10.0 IP/Game

	Hits per game	
1.	Auburn	7.67
2.	Florida State	7.25
3.	Oklahoma	7.00
	UCLA	7.00
5.	LSU	6.75

	Runs scored per game	
1.	Auburn	6.00
2.	Florida State	5.00
3.	Oklahoma	4.83
4.	UCLA	3.50
5.	LSU	3.25

	Doubles per game	
1.	Alabama	3.00
2.	Auburn	1.33
3.	Georgia	1.00
4.	Florida State	0.75
	LSU	0.75

	Triples per game	
1.	Florida State	0.25
2.	Auburn	0.17
	Oklahoma	0.17
4.	LSU	0.00
	Michigan	0.00

	Homers per game	
1.	Auburn	1.33
2.	Florida State	1.25
3.	Oklahoma	1.00
	LSU	1.00
	UCLA	1.00

	RBIs per game	
1.	Auburn	5.67
2.	Florida State	4.50
3.	Oklahoma	4.17
4.	UCLA	3.50
5.	LSU	3.00

	Stolen bases per game	
1.	Florida State	1.75
2.	Oklahoma	1.33
3.	LSU	1.00
4.	Michigan	0.33
	Georgia	0.33

	Walks per game	
1.	Florida State	4.50
2.	Oklahoma	3.67
3.	Auburn	2.67
	Michigan	2.67
5.	LSU	2.00

	Strikeouts per game	
1.	UCLA	2.00
2.	Auburn	3.00
3.	Florida State	3.25
4.	Oklahoma	3.67
5.	Georgia	4.00

	At bats per game	
1.	Auburn	29.00
2.	Alabama	27.50
	UCLA	27.50
4.	Oklahoma	26.67
5.	Florida State	26.50

	Plate appearances/gam	
1.	Florida State	33.50
2.	Auburn	33.33
3.	Oklahoma	31.83
4.	Alabama	31.00
5.	LSU	29.75

The Automated ScoreBook
NCAA Pitching Leaders (as of May 11, 2017)
(All games)

Hitting minimums - 1 Games 10 AB
Pitching minimums - 1 Games 10.0 IP/Game

Earned run avg

Opposing bat avg

Innings pitched

Batters struck out

1.	Oklahoma	30
2.	Michigan	19
3.	Florida State	14
4.	Auburn	13
	LSU	13

Batters SO out looking

1.	Oklahoma	8
2.	Auburn	6
	Georgia	6
4.	LSU	5
5.	Michigan	4

Wins

1.	Oklahoma	5
2.	Auburn	4
3.	LSU	2
	Florida State	2
5.	2 tied attate	1

Losses

1.	7 tied attate	2

Saves

1.	LSU	1

Runners picked off

Sac bunts allowed

1.	Auburn	8
2.	Oklahoma	4
3.	Georgia	3
4.	UCLA	2
	LSU	2

Sac flies allowed

1.	Florida State	2
2.	Georgia	1
	UCLA	1

Hits allowed

Runs allowed

Earned runs allowed

Walks allowed

Doubles allowed

Triples allowed

Home runs allowed

Wild pitches

1.	LSU	4
2.	Michigan	3
3.	Oklahoma	2
4.	3 tied at	1

Balks

Hit batters

1.	UCLA	6
2.	Oklahoma	5
3.	Auburn	3
4.	3 tied at	2

Intentional BB allowed

1.	Oklahoma	1
	Michigan	1

The Automated ScoreBook
NCAA Pitching Analysis Leaders (as of May 11, 2017)
(All games)

Hitting minimums - 1 Games 10 AB
Pitching minimums - 1 Games 10.0 IP/Game

B/avg vs left

B/avg vs right

B/avg vs leadoff

B/avg w/2 outs

B/avg w/runners

Fly ball outs

1.	Oklahoma	55
2.	Auburn	45
3.	Florida State	38
4.	Georgia	31
5.	LSU	22

Ground ball outs

1.	Auburn	60
2.	LSU	41
3.	Oklahoma	37
4.	Florida State	32
5.	Michigan	24

Fly/Ground outs

Ground/Fly outs

The Automated ScoreBook
NCAA Pitching Per-Game leaders (as of May 11, 2017)
(All games)

Hitting minimums - 1 Games 10 AB
Pitching minimums - 1 Games 10.0 IP/Game

Innings per game	Strikeouts/game	Walks allowed/game
Doubles allowed/game	Triples allowed/game	Homers allowed/game
Fly outs/game	Ground outs/game	Batters faced/game
Hits allowed/game	Runs allowed/game	Earned runs/game

The Automated ScoreBook
NCAA Fielding Leaders (as of May 11, 2017)
(All games)

Hitting minimums - 1 Games
Pitching minimums - 1 Games 10.0 IP/Game

	Fielding pct	
1.	Oklahoma	.971
2.	Auburn	.969
3.	Alabama	.966
4.	Michigan	.965
5.	LSU	.953

	Chances	
1.	Auburn	195
2.	Oklahoma	175
3.	LSU	129
4.	Florida State	125
5.	Michigan	85

	Putouts	
1.	Oklahoma	130
2.	Auburn	126
3.	Florida State	84
4.	LSU	81
5.	2 tied attate	60

	Assists	
1.	Auburn	63
2.	LSU	42
3.	Oklahoma	40
4.	Florida State	31
5.	UCLA	25

	Errors	
1.	Florida State	10
2.	Georgia	7
3.	LSU	6
	Auburn	6
5.	Oklahoma	5

	Fielding double plays	
1.	Oklahoma	6
2.	Auburn	4
3.	LSU	3
4.	Michigan	1
	UCLA	1

	Stolen bases against	
1.	Michigan	6
2.	UCLA	4
	Georgia	4
4.	Auburn	3
5.	LSU	2

	Caught stealing by	
1.	Auburn	3
2.	UCLA	2
	Oklahoma	2
4.	Alabama	1

	Steal attempts against	
1.	Auburn	6
	UCLA	6
	Michigan	6
4.	Georgia	4
5.	3 tied at	2

	Passed balls	
1.	Florida State	2
2.	5 tied attate	1

	Catchers interference	

The Automated ScoreBook
Oklahoma 3 (56-7), Auburn 2 (57-11)
Jun 06, 2016 at Oklahoma City, Okla. (ASA Stadium)

Auburn 2 (57-11)

Player	ab	r	h	rbi	bb	so	po	a	lob
T. Howard lf	4	0	1	0	0	0	1	0	2
K. Cooper 3b	2	0	1	0	1	0	0	0	0
E. Carosone 2b	3	0	0	0	0	0	3	3	1
C. Wallace c	2	0	0	0	1	0	1	1	1
B. Fornis pr	0	1	0	0	0	0	0	0	0
J. Rhodes 1b	2	1	1	2	1	0	7	0	0
H. Fagan dh	3	0	1	0	0	0	0	0	0
C. McCrackin pr	0	0	0	0	0	0	0	0	0
M. Gipson rf	3	0	0	0	0	1	0	0	0
W. Jordan ss	3	0	0	0	0	0	3	2	1
V. Draper cf	2	0	0	0	0	0	3	0	0
C. Shea ph	1	0	0	0	0	0	0	0	0
L. Davis p	0	0	0	0	0	0	0	2	0
Totals	25	2	4	2	3	1	18	8	5

Oklahoma 3 (56-7)

Player	ab	r	h	rbi	bb	so	po	a	lob
Miller, Erin rf	3	1	2	0	0	0	1	0	0
Clifton, C. 2b	3	0	1	0	0	1	1	2	0
Knighten, S. 1b	3	0	2	0	0	0	7	1	0
Romero, S. 3b	3	1	1	3	0	0	4	2	3
Aviu, Fale dh	3	0	1	0	0	0	0	0	0
Pendley, N. cf	3	0	0	0	0	0	4	0	0
Self, Kady lf	2	0	0	0	1	0	2	0	0
Wodach, Lea c	2	0	0	0	0	0	2	1	1
Arnold, K. ss	1	1	0	0	1	0	0	2	0
Parker, P. p	0	0	0	0	0	0	0	1	0
Totals	23	3	7	3	2	1	21	9	4

Score by Innings	1	2	3	4	5	6	7	R	H	E
Auburn	0	0	0	0	0	0	2	2	4	0
Oklahoma	0	0	3	0	0	0	X	3	7	1

E - Parker, P.(2). DP - Tigers 1; Sooners 1. LOB - Tigers 5; Sooners 4. HR - J. Rhodes(19); Romero, S.(10). CS - Aviu, Fale(5).

Auburn	ip	h	r	er	bb	so	ab	bf
L. Davis	6.0	7	3	3	2	1	23	25

Oklahoma	ip	h	r	er	bb	so	ab	bf
Parker, P.	7.0	4	2	2	3	1	25	28

Win - Parker, P. (37-3). Loss - L. Davis (6-1). Save - None.

Umpires - HP: Chris Drumm 1B: Cody Little 3B: Tracy Hart
Start: 7:05 pm Time: 1:50 Attendance: 8171
Weather: 85 Sunny, Wind E @ 6 mph

The Automated ScoreBook
Oklahoma 3 (56-7), Auburn 2 (57-11)
Jun 06, 2016 at Oklahoma City, Okla. (ASA Stadium)

Score by Innings	1	2	3	4	5	6	7	R	H	E
Auburn	0	0	0	0	0	0	2	2	4	0
Oklahoma	0	0	3	0	0	0	X	3	7	1

Auburn starters: 1/lf T. Howard; 13/3b K. Cooper; 5/2b E. Carosone; 0/c C. Wallace; 8/1b J. Rhodes; 2/dh H. Fagan; 4/rf M. Gipson; 3/ss W. Jordan; 27/cf V. Draper; 23/p L. Davis;
Oklahoma starters: 48/rf Miller, Erin; 20/2b Clifton, C.; 17/1b Knighten, S.; 2/3b Romero, S.; 34/dh Aviu, Fale; 1/cf Pendley, N.; 22/lf Self, Kady; 15/c Wodach, Lea; 3/ss Arnold, K.; 8/p Parker, P.;

Auburn 1st - T. Howard grounded out to p. K. Cooper singled to right center. E. Carosone hit into double play c to 2b to 3b; K. Cooper advanced to second, out on the play. 0 runs, 1 hit, 0 errors, 0 LOB.

Oklahoma 1st - Miller, Erin popped up to 2b. Clifton, C. grounded out to ss. Knighten, S. singled up the middle. Romero, S. reached on a fielder's choice; Knighten, S. out at second ss to 2b. 0 runs, 1 hit, 0 errors, 1 LOB.

Auburn 2nd - C. Wallace flied out to cf to left center. J. Rhodes grounded out to ss. H. Fagan grounded out to ss. 0 runs, 0 hits, 0 errors, 0 LOB.

Oklahoma 2nd - Aviu, Fale flied out to cf. Pendley, N. grounded out to 1b unassisted. Self, Kady walked. Wodach, Lea popped up to ss to left center. 0 runs, 0 hits, 0 errors, 1 LOB.

Auburn 3rd - M. Gipson flied out to rf down the rf line. W. Jordan grounded out to 3b. V. Draper popped up to 3b. 0 runs, 0 hits, 0 errors, 0 LOB.

Oklahoma 3rd - Arnold, K. walked. Miller, Erin singled, bunt; Arnold, K. advanced to second. Clifton, C. struck out swinging. Knighten, S. flied out to lf. Romero, S. homered to left center, 3 RBI; Miller, Erin scored; Arnold, K. scored. Aviu, Fale grounded out to p. 3 runs, 2 hits, 0 errors, 0 LOB.

Auburn 4th - T. Howard singled up the middle. K. Cooper flied out to cf. E. Carosone grounded out to 2b; T. Howard advanced to second. C. Wallace flied out to lf. 0 runs, 1 hit, 0 errors, 1 LOB.

Oklahoma 4th - Pendley, N. flied out to cf. Self, Kady grounded out to 2b. Wodach, Lea lined out to ss. 0 runs, 0 hits, 0 errors, 0 LOB.

Auburn 5th - J. Rhodes walked. H. Fagan fouled out to 1b. M. Gipson flied out to cf. W. Jordan flied out to cf to right center. 0 runs, 0 hits, 0 errors, 1 LOB.

Oklahoma 5th - Arnold, K. grounded out to 2b. Miller, Erin singled to right center. Clifton, C. singled to shortstop; Miller, Erin advanced to second. Knighten, S. singled to shortstop; Clifton, C. advanced to second; Miller, Erin advanced to third. Romero, S. grounded into double play 2b to 1b; Knighten, S. out on the play. 0 runs, 3 hits, 0 errors, 2 LOB.

Auburn 6th - V. Draper grounded out to 3b. T. Howard flied out to lf. K. Cooper walked. E. Carosone fouled out to 3b. 0 runs, 0 hits, 0 errors, 1 LOB.

Oklahoma 6th - Aviu, Fale singled up the middle. Aviu, Fale out at second c to ss, caught stealing. Pendley, N. grounded out to p. Self, Kady flied out to cf. 0 runs, 1 hit, 0 errors, 0 LOB.

Auburn 7th - C. Wallace walked. B. Fornis pinch ran for C. Wallace. J. Rhodes homered to center field, 2 RBI; B. Fornis scored. H. Fagan singled up the middle. C. McCrackin pinch ran for H. Fagan. M. Gipson struck out swinging. W. Jordan reached on a throwing error by p, advanced to second; C. McCrackin advanced to third. C. Shea pinch hit for V. Draper. C. Shea reached on a fielder's choice; W. Jordan advanced to third; C. McCrackin out at home 1b to c. V. Draper to cf for C. Shea. T. Howard popped up to 3b. 2 runs, 2 hits, 1 error, 2 LOB.

The Automated ScoreBook
Auburn 11 (58-11), Oklahoma 7 (56-8)
Jun 07, 2016 at Oklahoma City, Okla. (ASA Stadium)

Oklahoma 7 (56-8)

Player	ab	r	h	rbi	bb	so	po	a	lob
Miller, Erin rf	5	2	0	0	0	1	1	0	1
Clifton, C. 2b	3	1	1	1	0	0	1	1	0
Knighten, S. 1b	2	0	1	1	1	0	7	0	1
Romero, S. 3b	3	1	2	1	0	0	1	2	0
Aviu, Fale dh	4	0	1	1	0	0	0	0	1
Pendley, N. cf	4	0	1	1	0	0	1	0	2
Self, Kady lf	4	1	2	1	0	0	3	0	1
Wodach, Lea c	4	0	1	0	0	0	5	1	0
Rogers, R. pr	0	1	0	0	0	0	0	0	0
Arnold, K. ss	3	1	1	0	0	0	3	5	0
Stevens, K. p	0	0	0	0	0	0	0	0	0
Chestnut, J. p	0	0	0	0	0	0	0	0	0
Totals	32	7	10	6	1	1	22	9	6

Auburn 11 (58-11)

Player	ab	r	h	rbi	bb	so	po	a	lob
T. Howard lf	5	3	4	1	0	0	2	0	0
K. Cooper 3b	4	2	2	3	1	0	1	3	0
E. Carosone 2b	4	1	3	4	0	0	1	2	0
C. Wallace c	2	1	0	0	1	0	1	3	2
J. Rhodes 1b	4	0	0	0	0	2	13	0	3
H. Fagan dh	4	0	1	0	0	2	0	0	0
M. Gipson rf	3	1	0	0	1	0	0	0	0
W. Jordan ss	4	1	2	3	0	0	2	3	0
V. Draper cf	3	2	1	0	0	0	4	0	0
C. Shea ph	1	0	0	0	0	1	0	0	1
K. Carlson p	0	0	0	0	0	0	0	0	0
R. Walters p	0	0	0	0	0	0	0	1	0
M. Martin p	0	0	0	0	0	0	0	1	0
Totals	34	11	13	11	3	5	24	13	6

Score by Innings	1	2	3	4	5	6	7	8	R	H	E
Oklahoma	1	6	0	0	0	0	0	0	7	10	2
Auburn	0	5	0	2	0	0	0	4	11	13	2

Note: 1 out, 0 runners LOB when the game ended.

E - Miller, Erin(2); Clifton, C.(2); W. Jordan 2(17). DP - Sooners 1; Tigers 1. LOB - Sooners 6; Tigers 6. 2B - W. Jordan(6). 3B - T. Howard(4). HR - Self, Kady(4); K. Cooper(21); E. Carosone(13); W. Jordan(7). HBP - E. Carosone; C. Wallace. SH - Clifton, C.(4); Knighten, S.(1); Romero, S.(1); Arnold, K.(12). SB - Miller, Erin(10); Aviu, Fale(5). CS - Pendley, N.(2); J. Rhodes(1).

Oklahoma	ip	h	r	er	bb	so	ab	bf
Stevens, K.	1.2	2	5	3	1	2	8	10
Chestnut, J.	5.2	11	6	6	2	3	26	29

Auburn	ip	h	r	er	bb	so	ab	bf
K. Carlson	1.0	5	7	4	1	0	9	13
R. Walters	5.0	4	0	0	0	1	16	17
M. Martin	2.0	1	0	0	0	0	7	7

Win - M. Martin (15-3). Loss - Chestnut, J. (9-1). Save - None.
WP - Stevens, K.(15); Chestnut, J.(4). HBP - by Stevens, K. (C. Wallace); by Chestnut, J. (E. Carosone).

Umpires - HP: Leah Bowen 1B: Tracy Hart 3B: Mike Bartling
Start: 7:05 pm Time: 3:07 Attendance: 8409
Weather: 87 Sunny, Wind SSE @ 9 mph
K. Carlson faced 7 batters in the 2nd.

The Automated ScoreBook
Auburn 11 (58-11), Oklahoma 7 (56-8)
Jun 07, 2016 at Oklahoma City, Okla. (ASA Stadium)

Score by Innings	1	2	3	4	5	6	7	8	R	H	E
Oklahoma	1	6	0	0	0	0	0	0	7	10	2
Auburn	0	5	0	2	0	0	0	4	11	13	2

Oklahoma starters: 48/rf Miller, Erin; 20/2b Clifton, C.; 17/1b Knighten, S.; 2/3b Romero, S.; 34/dh Aviu, Fale; 1/cf Pendley, N.; 22/lf Self, Kady; 15/c Wodach, Lea; 3/ss Arnold, K.; 18/p Stevens, K.;
Auburn starters: 1/lf T. Howard; 13/3b K. Cooper; 5/2b E. Carosone; 0/c C. Wallace; 8/1b J. Rhodes; 2/dh H. Fagan; 4/rf M. Gipson; 3/ss W. Jordan; 27/cf V. Draper; 16/p K. Carlson;

Oklahoma 1st - Miller, Erin reached on a fielding error by ss. Miller, Erin stole second. Clifton, C. popped up to 1b down the rf line. Knighten, S. walked. Romero, S. grounded out to c, SAC, bunt; Knighten, S. advanced to second; Miller, Erin advanced to third. Aviu, Fale singled up the middle, RBI; Knighten, S. advanced to third; Miller, Erin scored, unearned. Aviu, Fale stole second. Pendley, N. flied out to cf to left center. 1 run, 1 hit, 1 error, 2 LOB.

Auburn 1st - T. Howard grounded out to ss. K. Cooper lined out to cf. E. Carosone flied out to rf to right center. 0 runs, 0 hits, 0 errors, 0 LOB.

Oklahoma 2nd - Self, Kady homered to left center, RBI. Wodach, Lea singled through the right side. Rogers, R. pinch ran for Wodach, Lea. Arnold, K. singled to shortstop; Rogers, R. advanced to second. Miller, Erin reached on a throwing error by ss, advanced to second; Arnold, K. advanced to third; Rogers, R. scored. Clifton, C. reached on a fielder's choice, SAC, bunt, RBI; Miller, Erin advanced to third; Arnold, K. scored. Knighten, S. reached on a fielder's choice, SAC, bunt, RBI; Clifton, C. advanced to second; Miller, Erin scored, unearned. Romero, S. singled up the middle, RBI; Knighten, S. advanced to second; Clifton, C. scored. R. Walters to p for K. Carlson. Aviu, Fale grounded into double play 3b to 1b; Romero, S. advanced to second; Knighten, S. out on the play. Pendley, N. singled to left center, RBI; Romero, S. scored, unearned. Pendley, N. out at second c to ss, caught stealing. 6 runs, 5 hits, 1 error, 0 LOB.

Auburn 2nd - Wodach, Lea to c for Rogers, R.. C. Wallace hit by pitch. J. Rhodes struck out swinging. H. Fagan struck out swinging. C. Wallace advanced to second on a wild pitch. M. Gipson walked. W. Jordan homered down the lf line, 3 RBI; M. Gipson scored; C. Wallace scored. V. Draper reached on a muffed throw by 2b. T. Howard tripled to left field, RBI; V. Draper scored, unearned. Chestnut, J. to p for Stevens, K.. K. Cooper singled to right field, advanced to second on a throwing error by rf, RBI; T. Howard scored, unearned. E. Carosone hit by pitch. C. Wallace walked; E. Carosone advanced to second; K. Cooper advanced to third. J. Rhodes struck out swinging. 5 runs, 3 hits, 2 errors, 3 LOB.

Oklahoma 3rd - Self, Kady singled down the rf line. Wodach, Lea popped up to 2b. Arnold, K. grounded out to 3b, SAC, bunt; Self, Kady advanced to second. Miller, Erin struck out looking. 0 runs, 1 hit, 0 errors, 1 LOB.

Auburn 3rd - H. Fagan singled through the left side. M. Gipson grounded into double play ss to 1b; H. Fagan out on the play. W. Jordan doubled to right center. C. Shea pinch hit for V. Draper. C. Shea struck out swinging. 0 runs, 2 hits, 0 errors, 1 LOB.

Oklahoma 4th - V. Draper to cf for C. Shea. Clifton, C. grounded out to ss. Knighten, S. singled up the middle. Romero, S. flied out to cf. Aviu, Fale flied out to lf down the lf line. 0 runs, 1 hit, 0 errors, 1 LOB.

Auburn 4th - T. Howard singled to pitcher. K. Cooper homered to right field, 2 RBI; T. Howard scored. E. Carosone singled to center field. E. Carosone advanced to second on a wild pitch. C. Wallace flied out to lf down the lf line. J. Rhodes reached on a fielder's choice; E. Carosone out at third ss to 3b. J. Rhodes out at second c to 2b, caught stealing. 2 runs, 3 hits, 0 errors, 0 LOB.

Oklahoma 5th - Pendley, N. grounded out to ss. Self, Kady flied out to cf. Wodach, Lea grounded out to 2b. 0 runs, 0 hits, 0 errors, 0 LOB.

Auburn 5th - H. Fagan struck out swinging. M. Gipson popped up to ss. W. Jordan popped up to ss. 0 runs, 0 hits, 0 errors, 0 LOB.

Oklahoma 6th - Arnold, K. grounded out to p. Miller, Erin popped up to ss. Clifton, C. singled to left center. Knighten, S. flied out to lf. 0 runs, 1 hit, 0 errors, 1 LOB.

Auburn 6th - V. Draper grounded out to 3b. T. Howard singled to shortstop. K. Cooper flied out to lf. E. Carosone singled to second base; T. Howard advanced to second. C. Wallace grounded out to ss. 0 runs, 2 hits, 0 errors, 2 LOB.

Oklahoma 7th - M. Martin to p for R. Walters. Romero, S. singled to shortstop. Aviu, Fale flied out to cf to left center. Pendley, N. grounded out to 3b; Romero, S. advanced to second. Self, Kady grounded out to c. 0 runs, 1 hit, 0 errors, 1 LOB.

Auburn 7th - J. Rhodes flied out to lf down the lf line. H. Fagan grounded out to ss. M. Gipson grounded out to 2b. 0 runs, 0 hits, 0 errors, 0 LOB.

Oklahoma 8th - Wodach, Lea grounded out to 2b. Arnold, K. grounded out to ss. Miller, Erin grounded out to p. 0 runs, 0 hits, 0 errors, 0 LOB.

Auburn 8th - W. Jordan grounded out to 3b. V. Draper singled, bunt. T. Howard singled to right center; V. Draper advanced to second. K. Cooper walked; T. Howard advanced to second; V. Draper advanced to third. E. Carosone homered to right center, 4 RBI; K. Cooper scored; T. Howard scored; V. Draper scored. 4 runs, 3 hits, 0 errors, 0 LOB.

The Automated ScoreBook
Oklahoma 2 (57-8), Auburn 1 (58-12)
Jun 08, 2016 at Oklahoma City, Okla. (ASA Stadium)

Auburn 1 (58-12)

Player	ab	r	h	rbi	bb	so	po	a	lob
T. Howard lf	3	0	1	0	0	0	2	0	0
K. Cooper 3b	3	0	1	0	0	0	0	3	0
E. Carosone 2b	3	0	0	0	0	2	2	3	0
C. Wallace c	3	0	1	0	0	0	1	0	2
J. Rhodes 1b	3	1	2	1	0	0	10	0	0
H. Fagan dh	2	0	0	0	1	0	0	0	0
B. Fornis pr	0	0	0	0	0	0	0	0	0
M. Gipson rf	3	0	0	0	0	2	1	0	0
W. Jordan ss	3	0	0	0	0	1	1	2	2
V. Draper cf	2	0	0	0	0	0	1	0	1
C. Shea ph	1	0	0	0	0	0	0	0	0
M. Martin p	0	0	0	0	0	0	0	2	0
Totals	26	1	5	1	1	5	18	10	5

Oklahoma 2 (57-8)

Player	ab	r	h	rbi	bb	so	po	a	lob
Miller, Erin rf	3	0	0	0	0	0	1	0	1
Clifton, C. 2b	3	1	1	0	0	0	2	3	0
Knighten, S. 1b	2	1	0	0	1	0	6	0	0
Romero, S. 3b	3	0	0	0	0	0	1	1	0
Aviu, Fale dh	3	0	2	1	0	0	0	0	1
Rogers, R. pr	0	0	0	0	0	0	0	0	0
Pendley, N. cf	3	0	0	0	0	0	1	0	1
Self, Kady lf	3	0	1	0	0	1	4	0	0
Wodach, Lea c	2	0	1	0	1	0	5	0	2
Arnold, K. ss	2	0	0	0	0	0	1	1	1
Parker, P. p	0	0	0	0	0	0	0	1	0
Totals	24	2	5	1	2	1	21	6	6

Score by Innings	1	2	3	4	5	6	7	R	H	E
Auburn	0	0	0	1	0	0	0	1	5	2
Oklahoma	2	0	0	0	0	0	X	2	5	1

E - E. Carosone 2(9); Parker, P.(3). DP - Sooners 1. LOB - Tigers 5; Sooners 6. HR - J. Rhodes(20).

Auburn	ip	h	r	er	bb	so	ab	bf
M. Martin	6.0	5	2	0	2	1	24	26

Oklahoma	ip	h	r	er	bb	so	ab	bf
Parker, P.	7.0	5	1	1	1	5	26	27

Win - Parker, P. (38-3). Loss - M. Martin (15-4). Save - None.

Umpires - HP: Mike Bartling 1B: Chris Drumm 3B: Leah Bowen
Start: 6:05 pm Time: 2:12 Attendance: 8367
Weather: 90 Sunny, Wind S @ 15 mph

The Automated ScoreBook
Oklahoma 2 (57-8), Auburn 1 (58-12)
Jun 08, 2016 at Oklahoma City, Okla. (ASA Stadium)

Score by Innings	1	2	3	4	5	6	7	R	H	E
Auburn	0	0	0	1	0	0	0	1	5	2
Oklahoma	2	0	0	0	0	0	X	2	5	1

Auburn starters: 1/lf T. Howard; 13/3b K. Cooper; 5/2b E. Carosone; 0/c C. Wallace; 8/1b J. Rhodes; 2/dh H. Fagan; 4/rf M. Gipson; 3/ss W. Jordan; 27/cf V. Draper; 29/p M. Martin;
Oklahoma starters: 48/rf Miller, Erin; 20/2b Clifton, C.; 17/1b Knighten, S.; 2/3b Romero, S.; 34/dh Aviu, Fale; 1/cf Pendley, N.; 22/lf Self, Kady; 15/c Wodach, Lea; 3/ss Arnold, K.; 8/p Parker, P.;

Auburn 1st - T. Howard popped up to ss to left center. K. Cooper lined out to 2b. E. Carosone popped up to lf. 0 runs, 0 hits, 0 errors, 0 LOB.

Oklahoma 1st - Miller, Erin grounded out to 2b. Clifton, C. singled to second base. Knighten, S. reached on a fielding error by 2b; Clifton, C. advanced to third. Knighten, S. advanced to second on the error; Clifton, C. scored on a throwing error by 2b, unearned. Romero, S. grounded out to 3b; Knighten, S. advanced to third. Aviu, Fale singled to shortstop, RBI; Knighten, S. scored, unearned. Pendley, N. grounded out to p. 2 runs, 2 hits, 2 errors, 1 LOB.

Auburn 2nd - C. Wallace singled up the middle. J. Rhodes singled through the left side; C. Wallace advanced to second. H. Fagan reached on a fielder's choice; J. Rhodes advanced to second; C. Wallace out at third p to 3b. M. Gipson struck out swinging. W. Jordan struck out looking. 0 runs, 2 hits, 0 errors, 2 LOB.

Oklahoma 2nd - Self, Kady struck out swinging. Wodach, Lea singled up the middle. Arnold, K. reached on a fielder's choice; Wodach, Lea out at second 2b unassisted. Miller, Erin lined out to lf. 0 runs, 1 hit, 0 errors, 1 LOB.

Auburn 3rd - V. Draper reached on a fielding error by p. T. Howard singled, bunt; V. Draper advanced to second. K. Cooper singled to right center; T. Howard advanced to second; V. Draper advanced to third. E. Carosone struck out swinging. C. Wallace grounded into double play ss to 2b to 1b; K. Cooper out on the play. 0 runs, 2 hits, 1 error, 2 LOB.

Oklahoma 3rd - Clifton, C. flied out to rf. Knighten, S. walked. Romero, S. reached on a fielder's choice; Knighten, S. out at second 3b to 2b. Aviu, Fale flied out to lf. 0 runs, 0 hits, 0 errors, 1 LOB.

Auburn 4th - J. Rhodes homered down the lf line, RBI. H. Fagan walked. B. Fornis pinch ran for H. Fagan. M. Gipson popped up to 1b. W. Jordan flied out to lf. V. Draper grounded out to 3b. 1 run, 1 hit, 0 errors, 1 LOB.

Oklahoma 4th - Pendley, N. grounded out to p. Self, Kady grounded out to ss. Wodach, Lea walked. Arnold, K. grounded out to 3b. 0 runs, 0 hits, 0 errors, 1 LOB.

Auburn 5th - T. Howard grounded out to 2b. K. Cooper flied out to rf. E. Carosone struck out looking. 0 runs, 0 hits, 0 errors, 0 LOB.

Oklahoma 5th - Miller, Erin grounded out to 1b unassisted. Clifton, C. grounded out to ss. Knighten, S. grounded out to 1b unassisted. 0 runs, 0 hits, 0 errors, 0 LOB.

Auburn 6th - C. Wallace flied out to lf. J. Rhodes flied out to lf. H. Fagan to dh for B. Fornis. H. Fagan fouled out to 1b. 0 runs, 0 hits, 0 errors, 0 LOB.

Oklahoma 6th - Romero, S. grounded out to 2b. Aviu, Fale singled up the middle. Rogers, R. pinch ran for Aviu, Fale. Pendley, N. flied out to cf to left center. Self, Kady singled to third base; Rogers, R. advanced to second. Wodach, Lea reached on a fielder's choice; Self, Kady out at second 2b to ss. 0 runs, 2 hits, 0 errors, 2 LOB.

Auburn 7th - Aviu, Fale to dh for Rogers, R.. M. Gipson struck out swinging. W. Jordan flied out to cf. C. Shea pinch hit for V. Draper. C. Shea grounded out to 2b. 0 runs, 0 hits, 0 errors, 0 LOB.

2017 NCAA Women's College World Series

1 Florida*

Game 1
Thursday, June 1, 11 a.m.
ESPN

9 Texas A&M

Florida, 8-0

Game 5
Friday, June 2, 6 p.m.
ESPN

13 LSU

Game 2
Thursday, June 1, 1:30 p.m.
ESPN

5 UCLA*

LSU*, 2-1

Florida, 7-0

Game 11
Sunday, June 4, 12 p.m.
ESPN

Game 13 (if necessary)
Sunday, June 4, 6 p.m.
ESPN2

Texas A&M*

Game 7
Saturday, June 3, 11 a.m.
ESPN

UCLA

UCLA*, 8-2

Game 9
Saturday, June 3, 6 p.m.
ESPN

Washington

Washington*, 1-0

Florida*, 5-2

Champ. Finals (Best 2-of-3)
June 5, Game 1: Oklahoma, 7-5 (17 inn.)
June 6: Oklahoma, 5-4
ESPN

Oklah

3 Oregon*

Game 3
Thursday, June 1, 6 p.m.
ESPN2

6 Washington

Washington*, 3-1

Game 6
Friday, June 2, 8:30 p.m.
ESPN

15 Baylor

Game 4
Thursday, June 1, 8:30 p.m.
ESPN2

10 Oklahoma*

Oklahoma, 6-3

Oklahoma*, 3-1

Game 12
Sunday, June 4, 2:30 p.m.
ESPN

Oklahoma, 4-2

Game 14 (if necessary)
Sunday, June 4, 8:30 p.m.
ESPN2

Oregon

Game 8
Saturday, June 3, 1:30 p.m.
ESPN

Baylor*

Oregon*, 7-4

Game 10
Saturday, June 3, 8:30 p.m.
ESPN

LSU

Oregon, 4-1

WOMEN'S COLLEGE WORLD SERIES
OKLAHOMA CITY

2017 Team Rosters

NCAA® Women's College World Series®

Baylor Bears

No.	Name	Pos.
0	Lindsey Cargill	OF/INF
1	Kendall Potts	RHP
2	Kyla Walker	OF
3	Taylor Ellis	INF
4	Maddison Kettler	OF/INF
5	Caitlin Charlton	INF
6	Madi O'Neal	OF
7	Gia Rodoni	RHP
10	Abby Langkamp	LHP
12	Shelby Friudenberg	INF
13	Riley Browder	INF
14	Ari Hawkins	INF
15	Jessie Scroggins	OF
16	Kelsee Selman	RHP
17	McKenzie Oviatt	OF
20	Sydney Christensen	C/INF
24	Goose McGlaun	P/INF
45	Rhonda Jarvis	INF/C

Head Coach: Glenn Moore

Florida Gators

No.	Name	Pos.
0	Alex Voss	UT
8	Aleshia Ocasio	UT
9	Jaimie Hoover	UT
11	Kelly Barnhill	RHP
14	Jordan Roberts	C
18	Amanda Lorenz	OF
19	Chelsea Herndon	OF
20	Theresa Swertfager	INF
21	Kayli Kvistad	1B
23	Nicole DeWitt	2B
25	Janell Wheaton	1B/C
28	Brooke Clemens	C
33	Delanie Gourley	LHP
47	Lily Mann	OF
52	Justine McLean	OF
56	Katie Chronister	LHP/1B
74	Sophia Reynoso	INF
77	Jacqui Switzer	OF

Head Coach: Tim Walton

LSU Tigers

No.	Name	Pos.
0	Akiya Thymes	OF
1	Layna Savoie	OF
2	Sahvanna Jaquish	C/INF
4	Aliyah Andrews	OF
5	Constance Quinn	INF
6	Maribeth Gorsuch	P
8	Emily Griggs	OF
9	Elyse Thornhill	UTL
10	Nicky Dawson	UTL
11	Taylor Satchell	UTL
12	Sydney Smith	P/1B
13	Sydney Loupe	C
15	Sydney Springfield	INF
17	Amber Serrett	INF
18	Michal Cunningham	C/INF
21	Carley Hoover	P
22	Amanda Doyle	INF
23	Shemiah Sanchez	INF
24	Claire Weinberger	OF
25	Allie Walljasper	P
26	Bailey Landry	OF

Head Coach: Beth Torina

Oklahoma Sooners

No.	Name	Pos.
1	Nicole Pendley	OF
2	Sydney Romero	INF
3	Kelsey Arnold	INF
4	Hannah Sparks	C
6	Macey Hatfield	UTL
8	Paige Parker	LHP
11	Nicole Mendes	UTL
14	Paige Lowary	LHP
15	Lea Wodach	C
17	Shay Knighten	INF
18	Melanie Olmos	RHP
20	Caleigh Clifton	INF
22	Alissa Dalton	UTL
24	Raegan Rogers	OF
27	Kylie Lundberg	OF
33	Vanessa Taukeiaho	OF
34	Falepolima Aviu	OF
42	Mariah Lopez	RHP

Head Coach: Patty Gasso

Oregon Ducks

No.	Name	Pos.
0	Jenna Lilley	IF
1	Darya Kaboli-Nejad	IF
2	Danica Mercado	OF
3	Nikki Udria	IF
5	Sammie Puentes	OF
6	April Utecht	IF
7	Mia Camuso	IF
8	Lauren Lindvall	IF
9	Shannon Rhodes	OF
10	Alexis Mack	OF
21	Gwen Svekis	C
22	Megan Kleist	RHP
23	Madi Bishop	IF
25	Maggie Balint	RHP
26	Haley Cruse	OF
31	Cherish Burks	OF
40	Miranda Elish	RHP

Head Coach: Mike White

Texas A&M Aggies

No.	Name	Pos.
1	Samantha Show	P/UT
2	Blake-Ann Fritsch	OF/SS
3	Erica Russell	IF/OF
5	Payton McBride	P/1B
7	Kelbi Fortenberry	OF
8	Tori Vidales	IF
9	Keeli Milligan	IF/OF
10	Riley Sartain	IF
11	Trinity Harrington	P
13	Ashley Walters	C
16	Reagan Boenker	IF
17	Kristen Cuyos	SS
18	Sarah Hudek	OF
20	Miranda Miles	OF/1B
21	Kaitlyn Alderink	IF
22	Erin Houthoofd	IF/OF
23	Lexi Smith	P
24	Celena Massey	C

Head Coach: Jo Evans

UCLA Bruins

No.	Name	Pos.
0	Rachel Garcia	P/UTIL
4	Gabrielle Maurice	OF
7	Jenna Crawford	UTIL
8	Kylee Perez	INF
12	Stevie Wisz	OF
13	Imani Johnson	OF
15	Johanna Grauer	P
18	Selina Ta'amilo	P
21	Taylor Pack	INF
22	Danae Blodgett	OF
23	Aaliyah Jordan	OF
25	Paige Halstead	C/UTIL
27	Jacqui Prober	OF
33	Brianna Tautalafua	INF
34	Izzy Ordorica	OF
42	Jelly Felix	OF
46	Zoe Shaw	UTIL
48	Bubba Nickles	P/INF
52	Maddie Skibitzki	C
55	Paige McDuffee	P
88	Madeline Jelenicki	C/1B
99	Delaney Spaulding	INF
	Kyla Gendler	P

Head Coach: Kelly Inouye-Perez

Washington Huskies

No.	Name	Pos.
1	Ali Aguilar	INF
2	Trysten Melhart	OF
3	Taylor Van Zee	INF
4	Julia DePonte	UTL
6	Alyssa Simons	UTL
7	Taryn Atlee	INF
11	Brittany Werre	INF
12	Maggie Gallagher	OF
13	Kristin Cochran	P
14	Taran Alvelo	P
18	Rachel Ogasawara	C
21	Kelly Burdick	OF
22	Sis Bates	INF
24	Casey Strangel	OF
25	Kirstyn Thomas	INF
28	Gianna Carideo	C
30	Samantha Manti	P
32	Kaija Gibson	OF
36	Amirah Milloy	OF
44	Madi Schreyer	P
47	Morganne Flores	C

Head Coach: Heather Tarr

The Automated ScoreBook
NCAA Batting Leaders (as of Apr 12, 2018)
(All games)

Hitting minimums - 1 Games 10 AB
Pitching minimums - 1 Games 10.0 IP/Game

Batting avg		
1.	Mack, A.-ORE	.500
2.	McLean-FLA	.438
3.	Camuso, M.-ORE	.400
	Knighten, S.-OKLA	.400
5.	Lorenz-FLA	.368

Slugging pct		
1.	Knighten, S.-OU	.800
2.	Mendes, N.-OU	.750
3.	Aguilar-WASH	.727
4.	Camuso, M.-ORE	.600
5.	Reynoso-FLA	.588

On base pct		
1.	Mack, A.-ORE	.500
	Camuso, M.-ORE	.500
3.	DeWitt-FLA	.476
4.	McLean-FLA	.471
5.	Udria, N.-ORE	.462

Runs scored		
1.	DeWitt-FLA	5
	Mack, A.-ORE	5
3.	Lorenz-FLA	4
4.	6 tied at.....	3

Hits		
1.	Lorenz-FLA	7
	McLean-FLA	7
	Mack, A.-ORE	7
4.	Reynoso-FLA	6
5.	2 tied at.....	5

Runs batted in		
1.	Kvistad-FLA	6
	Knighten, S.-OU	6
3.	4 tied at.....	5

Doubles		
1.	Knighten, S.-OU	2
	Lorenz-FLA	2
	Camuso, M.-ORE	2
	Lilley, J.-ORE	2
	Lindvall, L.-ORE	2

Triples		
1.	Lilley, J.-ORE	1
	Bates-WASH	1

Home runs		
1.	Aguilar-WASH	2
	Mendes, N.-OU	2
	Kvistad-FLA	2
4.	17 tied at.....	1

Total bases		
1.	Kvistad-FLA	11
2.	Reynoso-FLA	10
3.	Mendes, N.-OU	9
	Lorenz-FLA	9
	Ocasio-FLA	9

Walks		
1.	DeWitt-FLA	4
	Wheaton-FLA	4
3.	Lorenz-FLA	3
	Garcia-UCLA	3
	Kvistad-FLA	3

Hit by pitch		
1.	Rhodes, S.-ORE	3
2.	Lilley, J.-ORE	2
	Clifton, C.-OKLA	2
	Udria, N.-ORE	2
5.	9 tied at.....	1

Sac bunts		
1.	Clifton, C.-OKLA	3
2.	Springfield-LSU	2
3.	15 tied at.....	1

Sac flies		
1.	Lorenz-FLA	1
	Aviu, Fale-OKLA	1
	Wheaton-FLA	1

Stolen bases		
1.	14 tied at.....	1

Total plate appearances		
1.	Kvistad-FLA	23
	Lorenz-FLA	23
3.	DeWitt-FLA	22
4.	Ocasio-FLA	21
5.	Wheaton-FLA	20

At bats		
1.	Kvistad-FLA	19
	Ocasio-FLA	19
	Lorenz-FLA	19
4.	Reynoso-FLA	17
5.	3 tied at.....	16

Steal attempts		
1.	21 tied at.....	1

Strikeouts		
1.	Thomas-WASH	7
2.	Mendes, N.-OU	6
3.	6 tied at.....	5

Caught stealing		
1.	7 tied at.....	1

Grounded into DP		
1.	J. Roberts-FLA	1
	Maurice-UCLA	1
	Ocasio-FLA	1
	Jelenicki-UCLA	1
	Lorenz-FLA	1

The Automated ScoreBook
NCAA Batting Analysis Leaders (as of Apr 12, 2018)
(All games)

Hitting minimums - 1 Games 10 AB
Pitching minimums - 1 Games 10.0 IP/Game

	Avg vs left	
1.	McLean-FLA	.571
2.	Reynoso-FLA	.444
3.	Aviu, Fale-OU	.400
	Knighten, S.-OU	.400
5.	Mercado, D.-ORE	.333

	Avg vs right	
1.	Mendes, N.-OU	.600
2.	Camuso, M.-ORE	.571
3.	Mack, A.-ORE	.545
4.	Wheaton-FLA	.500
5.	Lorenz-FLA	.455

	Pct reach as leadoff	
1.	Mack, A.-ORE	1.000
	Knighten, S.-OU	1.000
3.	Ocasio-FLA	.500
	Wheaton-FLA	.500
	Van Zee-WASH	.500

	Avg w/2 outs	
1.	McLean-FLA	.500
	Mack, A.-ORE	.500
	Udria, N.-ORE	.500
	DePonte-WASH	.500
	Knighten, S.-OKLA	.500

	Avg w/bases empty	
1.	Massey-TAMU	1.000
2.	Tautalafua-UCLA	.750
	Hudek-TAMU	.750
4.	Rhodes, S.-ORE	.667
	Romero, S.-OKLA	.667

	Avg w/runners	
1.	Reynoso-FLA	.800
	Spaulding-UCLA	.800
3.	DeWitt-FLA	.600
4.	Knighten, S.-OKLA	.571
5.	McLean-FLA	.500

	Avg w/bases loaded	
1.	Ocasio-FLA	1.000
	DeWitt-FLA	1.000
	Spaulding-UCLA	1.000
	Knighten, S.-OU	1.000
	Camuso, M.-ORE	1.000

	Avg w/RBI ops	
1.	Bates-WASH	1.000
	DePonte-WASH	1.000
	Knighten, S.-OU	1.000
4.	Lorenz-FLA	.750
	Udria, N.-ORE	.750

	Pct adv runners	
1.	Aviu, Fale-OU	1.000
2.	Reynoso-FLA	.857
3.	Spaulding-UCLA	.800
4.	DeWitt-FLA	.714
5.	Kvistad-FLA	.667

	Pinch hitting avg	
1.	J. Roberts-FLA	1.000
	Massey-TAMU	1.000
3.	Bishop, M.-ORE	.000
	Taukeiaho, V-OU	.000
	Thornhill-LSU	.000

	Pinch hit at bats	
1.	Bishop, M.-ORE	2
2.	15 tied at.....	1

	Pinch hits	
1.	Massey-TAMU	1
	J. Roberts-FLA	1

	2-out RBIs	
1.	Knighten, S.-OU	6
2.	Pendley, N.-OKLA	4
3.	Camuso, M.-ORE	3
4.	9 tied at.....	2

	Runners advanced	
1.	Clifton, C.-OKLA	4
2.	Tautalafua-UCLA	3
	Wheaton-FLA	3
	Aviu, Fale-OKLA	3
	Aviu, Fale-OU	3

	Runners left on base	
1.	Wheaton-FLA	9
2.	Puentes, S.-ORE	8
3.	McGlaun-BAYLOR	6
4.	3 tied at.....	5

	Fly outs	
1.	Mercado, D.-ORE	7
2.	Nickles-UCLA	6
	Lindvall, L.-ORE	6
	Lorenz-FLA	6
5.	5 tied at.....	5

	Ground outs	
1.	Herndon-FLA	9
2.	Kvistad-FLA	8
	Ocasio-FLA	8
4.	Reynoso-FLA	7
5.	2 tied at.....	6

	Fly outs/Ground outs	
1.	Van Zee-WASH	2.50
2.	Lorenz-FLA	2.00
	Flores-WASH	2.00
4.	Romero, S.-OU	1.67
5.	Lindvall, L.-ORE	1.50

	Ground outs/Fly outs	
1.	Herndon-FLA	99.00
	Thomas-WASH	99.00
3.	Udria, N.-ORE	4.00
	Knighten, S.-OKLA	4.00
5.	Spaulding-UCLA	3.00

The Automated ScoreBook
NCAA Batting Per-Game Leaders (as of Apr 12, 2018)
(All games)

Hitting minimums - 1 Games 10 AB
Pitching minimums - 1 Games 10.0 IP/Game

Hits per game		Runs scored per game		Doubles per game	
1. Mack, A.-ORE	1.75	1. Mendes, N.-OU	1.50	1. Knighten, S.-OU	1.00
2. Mendes, N.-OU	1.50	2. Mack, A.-ORE	1.25	2. Lindvall, L.-ORE	0.50
Aviu, Fale-OU	1.50	3. DeWitt-FLA	1.00	Camuso, M.-ORE	0.50
Knighten, S.-OU	1.50	Knighten, S.-OU	1.00	4. Lorenz-FLA	0.40
5. Lorenz-FLA	1.40	5. Lorenz-FLA	0.80	5. Spaulding-UCLA	0.33

Triples per game		Homers per game		RBIs per game	
1. Bates-WASH	0.25	1. Mendes, N.-OU	1.00	1. Knighten, S.-OU	3.00
2. Kvistad-FLA	0.00	2. Aguilar-WASH	0.50	2. Camuso, M.-ORE	1.25
Lorenz-FLA	0.00	Aviu, Fale-OU	0.50	3. Kvistad-FLA	1.20
Ocasio-FLA	0.00	Knighten, S.-OU	0.50	4. Lorenz-FLA	1.00
Reynoso-FLA	0.00	5. Kvistad-FLA	0.40	Ocasio-FLA	1.00

Stolen bases per game		Walks per game		Strikeouts per game	
1. Aviu, Fale-OU	0.50	1. DeWitt-FLA	0.80	1. Reynoso-FLA	0.00
2. Knighten, S.-OKLA	0.33	Wheaton-FLA	0.80	Romero, S.-OU	0.00
3. Mack, A.-ORE	0.25	3. Lorenz-FLA	0.60	3. Mercado, D.-ORE	0.25
Lindvall, L.-ORE	0.25	Kvistad-FLA	0.60	Lindvall, L.-ORE	0.25
Udria, N.-ORE	0.25	5. Aguilar-WASH	0.50	Van Zee-WASH	0.25

At bats per game		Plate appearances/gam	
1. Mendes, N.-OU	6.00	1. Mendes, N.-OU	6.00
2. Aviu, Fale-OU	5.50	2. Aviu, Fale-OU	5.50
3. Knighten, S.-OU	5.00	Knighten, S.-OU	5.50
Romero, S.-OU	5.00	4. Romero, S.-OU	5.00
5. Kvistad-FLA	3.80	5. Lorenz-FLA	4.60

The Automated ScoreBook
NCAA Pitching Leaders (as of Apr 12, 2018)
(All games)

Hitting minimums - 1 Games 10 AB
Pitching minimums - 1 Games 10.0 IP/Game

Earned run avg

Opposing bat avg

Innings pitched

Batters struck out

1.	Gourley-FLA	29
2.	Barnhill-FLA	26
3.	Garcia-UCLA	16
4.	Kleist, M.-ORE	15
5.	2 tied at.....	12

Batters SO out looking

1.	Barnhill-FLA	6
2.	Alvelo-WASH	3
	Parker, P.-OKLA	3
	Garcia-UCLA	3
	Gourley-FLA	3

Wins

1.	Parker, P.-OKLA	3
2.	Barnhill-FLA	2
	Alvelo-WASH	2
4.	7 tied at.....	1

Saves

1.	Lowary, P.-OKLA	2
2.	Lowary, P.-OU	1
	Kleist, M.-ORE	1

Appearances

1.	Alvelo-WASH	4
	Gourley-FLA	4
	Kleist, M.-ORE	4
4.	5 tied at.....	3

Games started

1.	Alvelo-WASH	4
2.	Kleist, M.-ORE	3
	Parker, P.-OKLA	3
	Barnhill-FLA	3
	Garcia-UCLA	3

Games finished

1.	Lowary, P.-OKLA	3
	Gourley-FLA	3
3.	13 tied at.....	1

Games in relief

1.	Lowary, P.-OKLA	3
	Gourley-FLA	3
3.	Schreyer-WASH	2
4.	17 tied at.....	1

Sac bunts allowed

1.	Alvelo-WASH	3
	Kleist, M.-ORE	3
3.	Selman-BAYLOR	2
	Walljasper-LSU	2
	Garcia-UCLA	2

Sac flies allowed

1.	Gorsuch-LSU	1
	Selman-BAYLOR	1
	Lowary, P.-OU	1

Losses

1.	Kleist, M.-ORE	2
	Garcia-UCLA	2
	Harrington-TAMU	2
	Alvelo-WASH	2
5.	6 tied at.....	1

Runners picked off

Wild pitches

1.	Gourley-FLA	3
2.	Rodoni-BAYLOR	2
	Hoover-LSU	2
4.	3 tied at.....	1

Balks

Hit batters

1.	Alvelo-WASH	4
2.	Hoover-LSU	3
3.	Smith, L.-TAMU	2
	Selman-BAYLOR	2
5.	7 tied at.....	1

Intentional BB allowed

1.	Alvelo-WASH	1
	Parker, P.-OU	1

Hits allowed

Runs allowed

Earned runs allowed

Walks allowed

Doubles allowed

Triples allowed

Home runs allowed

The Automated ScoreBook
NCAA Pitching Analysis Leaders (as of Apr 12, 2018)
(All games)

Hitting minimums - 1 Games 10 AB
Pitching minimums - 1 Games 10.0 IP/Game

B/avg vs left

B/avg vs right

B/avg vs leadoff

B/avg w/2 outs

B/avg w/runners

Fly ball outs

1.	Alvelo-WASH	28
2.	Parker, P.-OKLA	26
3.	Garcia-UCLA	19
4.	Barnhill-FLA	17
	Gourley-FLA	17

Ground ball outs

1.	Kleist, M.-ORE	34
2.	Garcia-UCLA	22
3.	Alvelo-WASH	21
	Lowary, P.-OU	21
5.	Barnhill-FLA	18

Fly/Ground outs

Ground/Fly outs

Fly outs/game

Ground outs/game

The Automated ScoreBook
NCAA Pitching Per-Game leaders (as of Apr 12, 2018)
(All games)

Hitting minimums - 1 Games 10 AB
Pitching minimums - 1 Games 10.0 IP/Game

Innings per game

Strikeouts/game

Walks allowed/game

Doubles allowed/game

Triples allowed/game

Homers allowed/game

Batters faced/game

Hits allowed/game

Runs allowed/game

Earned runs/game

The Automated ScoreBook
NCAA Fielding Leaders (as of Apr 12, 2018)
(All games)

Hitting minimums - 1 Games
Pitching minimums - 1 Games 10.0 IP/Game

	Fielding pct	
1.	Wheaton-FLA	1.000
	Doyle-LSU	1.000
	Bates-WASH	1.000
	Wodach, Lea-OU	1.000
	Flores-WASH	1.000

	Chances	
1.	Wheaton-FLA	55
2.	Camuso, M.-ORE	42
3.	Kvistad-FLA	39
4.	Knighten, S.-OU	30
5.	Doyle-LSU	25

	Putouts	
1.	Wheaton-FLA	51
2.	Camuso, M.-ORE	39
3.	Kvistad-FLA	37
4.	Knighten, S.-OU	29
5.	Doyle-LSU	24

	Assists	
1.	Reynoso-FLA	13
	Arnold, K.-OU	13
3.	Lilley, J.-ORE	12
4.	Sanchez-LSU	11
	Lindvall, L.-ORE	11

	Fielding double plays	
1.	Vidales-TAMU	3
	Alderink-TAMU	3
	Cuyos-TAMU	3
4.	Knighten, S.-OU	2
	Arnold, K.-OU	2

	Passed balls	
1.	Wheaton-FLA	1
	Jaquish-LSU	1
	Halstead-UCLA	1

	Catchers interference	

	Steal attempts against	
1.	Flores-WASH	5
2.	Alvelo-WASH	4
3.	4 tied at.....	3

	Stolen bases against	
1.	Rodoni-BAYLOR	3
	Svekis, G.-ORE	3
	Kleist, M.-ORE	3
4.	5 tied at.....	2

	Caught stealing by	
1.	Flores-WASH	4
2.	Alvelo-WASH	3
3.	Garcia-UCLA	2
	Halstead-UCLA	2
5.	3 tied at.....	1

	Errors	
1.	Knighten, S.-OKLA	2
	Romero, S.-OKLA	2
3.	19 tied at.....	1

The Automated ScoreBook
NCAA Batting Leaders (as of Apr 12, 2018)
(All games)

Hitting minimums - 1 Games 10 AB
Pitching minimums - 1 Games 10.0 IP/Game

Batting avg	
1. Oregon	.275
2. Florida	.271
3. UCLA	.269
4. Oklahoma	.263
5. Oklahoma	.205

Slugging pct	
1. Florida	.432
2. Oregon	.413
3. UCLA	.410
4. Oklahoma	.386
5. Oklahoma	.355

On base pct	
1. Florida	.361
2. Oregon	.342
3. UCLA	.329
4. Oklahoma	.313
5. Oklahoma	.263

Runs scored	
1. Florida	29
2. Oregon	14
3. Oklahoma	13
4. Oklahoma	12
5. UCLA	9

Hits	
1. Florida	42
2. Oregon	30
3. UCLA	21
4. Oklahoma	20
5. Oklahoma	18

Runs batted in	
1. Florida	29
2. Oklahoma	13
Oregon	13
4. Oklahoma	12
5. UCLA	9

Doubles	
1. Oregon	7
Florida	7
3. UCLA	5
4. Oklahoma	4
5. LSU	2

Triples	
1. Oregon	1
Washington	1

Home runs	
1. Florida	6
2. Oklahoma	4
Washington	4
4. 4 tied at	2

Total bases	
1. Florida	67
2. Oregon	45
3. Oklahoma	34
4. UCLA	32
5. Washington	28

Total plate appearances	
1. Florida	186
2. Oregon	122
3. Washington	104
4. Oklahoma	95
5. UCLA	88

At bats	
1. Florida	155
2. Oregon	109
3. Washington	95
4. Oklahoma	88
5. UCLA	78

Walks	
1. Florida	18
2. Washington	7
UCLA	7
4. Oklahoma	5
5. Oregon	4

Hit by pitch	
1. Oregon	7
2. Florida	5
3. Oklahoma	3
4. Oklahoma	2
5. Baylor	1

Strikeouts	
1. Oklahoma	31
2. Florida	29
3. Washington	26
4. LSU	24
5. Oregon	17

Sac bunts	
1. Florida	6
2. Oklahoma	4
3. UCLA	3
4. 3 tied at	2

Sac flies	
1. Florida	2
2. Oklahoma	1

Stolen bases	
1. Oregon	5
2. Florida	3
3. Oklahoma	2
Oklahoma	2
5. 2 tied at	1

Caught stealing	
1. Oregon	2
2. 5 tied at	1

Steal attempts	
1. Oregon	7
2. Florida	4
3. Oklahoma	3
4. 3 tied at	2

Grounded into DP	
1. Florida	3
2. UCLA	2

The Automated ScoreBook
NCAA Batting Analysis Leaders (as of Apr 12, 2018)
(All games)

Hitting minimums - 1 Games 10 AB
Pitching minimums - 1 Games 10.0 IP/Game

Avg vs left	
1. UCLA	.500
2. Texas A&M	.333
3. Florida	.218
4. Baylor	.207
5. Oregon	.192

Avg vs right	
1. Florida	.325
2. Oregon	.301
3. Oklahoma	.263
4. UCLA	.257
5. Oklahoma	.244

Pct reach as leadoff	
1. Oklahoma	.579
2. Baylor	.500
3. LSU	.476
4. Oregon	.370
5. Florida	.326

Avg w/2 outs	
1. Oregon	.341
2. Texas A&M	.313
3. Oklahoma	.296
4. UCLA	.292
5. Florida	.255

Avg w/bases empty	
1. Oregon	.321
2. UCLA	.250
3. LSU	.227
4. Florida	.211
5. Texas A&M	.200

Avg w/runners	
1. Florida	.354
2. Oklahoma	.350
3. UCLA	.294
4. Oregon	.232
5. Oklahoma	.231

Avg w/bases loaded	
1. UCLA	1.000
2. Florida	.600
3. Oregon	.500
4. Oklahoma	.200
5. Oklahoma	.000

Avg w/RBI ops	
1. Oklahoma	.429
2. Oklahoma	.407
3. Florida	.400
4. Washington	.333
5. Oregon	.244

Pct adv runners	
1. Florida	.526
2. Oklahoma	.489
3. UCLA	.487
4. Baylor	.471
5. Oklahoma	.467

Pinch hitting avg	
1. Texas A&M	.333
2. Florida	.250
3. Oregon	.000
Washington	.000
LSU	.000

Pinch hit at bats	
1. Florida	4
2. Oregon	3
Texas A&M	3
4. 3 tied at	2

Pinch hits	
1. Florida	1
Texas A&M	1

2-out RBIs	
1. Florida	10
2. Oregon	8
3. Oklahoma	7
Oklahoma	7
5. UCLA	4

Runners advanced	
1. Florida	13
2. Oklahoma	8
3. UCLA	7
4. Oregon	6
5. Baylor	5

Runners left on base	
1. Florida	30
2. Oregon	27
3. Oklahoma	17
4. UCLA	15
5. Oklahoma	14

Fly outs	
1. Florida	36
2. Oregon	32
3. Washington	25
4. UCLA	24
5. Oklahoma	18

Ground outs	
1. Florida	55
2. Oklahoma	33
3. Washington	31
4. Oregon	30
5. UCLA	25

Fly outs/Ground outs	
1. Oregon	1.07
2. UCLA	0.96
3. Texas A&M	0.86
4. Oklahoma	0.81
5. Washington	0.81

Ground outs/Fly outs	
1. Oklahoma	1.83
2. LSU	1.71
3. Florida	1.53
4. Baylor	1.27
5. Washington	1.24

The Automated ScoreBook
NCAA Batting Per-Game Leaders (as of Apr 12, 2018)
(All games)

Hitting minimums - 1 Games 10 AB
Pitching minimums - 1 Games 10.0 IP/Game

Hits per game		
1.	Oklahoma	9.00
2.	Florida	8.40
3.	Oregon	7.50
4.	UCLA	7.00
5.	Oklahoma	6.67

Runs scored per game		
1.	Oklahoma	6.00
2.	Florida	5.80
3.	Oklahoma	4.33
4.	Oregon	3.50
	Baylor	3.50

Doubles per game		
1.	Oklahoma	2.00
2.	Oregon	1.75
3.	UCLA	1.67
4.	Florida	1.40
5.	LSU	0.67

Triples per game		
1.	Oregon	0.25
	Washington	0.25
3.	Florida	0.00
	Oklahoma	0.00
	UCLA	0.00

Homers per game		
1.	Oklahoma	2.00
2.	Florida	1.20
3.	Washington	1.00
	Texas A&M	1.00
5.	UCLA	0.67

RBIs per game		
1.	Oklahoma	6.00
2.	Florida	5.80
3.	Oklahoma	4.33
4.	Oregon	3.25
5.	UCLA	3.00

Stolen bases per game		
1.	Oregon	1.25
2.	Oklahoma	1.00
3.	Oklahoma	0.67
4.	Florida	0.60
5.	UCLA	0.33

Walks per game		
1.	Florida	3.60
2.	Oklahoma	2.50
3.	UCLA	2.33
4.	Washington	1.75
5.	Baylor	1.50

Strikeouts per game		
1.	Oklahoma	1.67
2.	UCLA	3.00
3.	Baylor	3.50
4.	Oregon	4.25
5.	Texas A&M	4.50

At bats per game		
1.	Oklahoma	44.00
2.	Florida	31.00
3.	Baylor	28.00
4.	Oregon	27.25
5.	UCLA	26.00

Plate appearances/gam		
1.	Oklahoma	47.50
2.	Florida	37.20
3.	Oregon	30.50
	Baylor	30.50
5.	UCLA	29.33

The Automated ScoreBook
NCAA Pitching Leaders (as of Apr 12, 2018)
(All games)

Hitting minimums - 1 Games 10 AB
Pitching minimums - 1 Games 10.0 IP/Game

Earned run avg

1.	Oklahoma	3.38

Opposing bat avg

1.	Oklahoma	.209

Innings pitched

1.	Oklahoma	24.0

Batters struck out

1.	Florida	55
2.	Oklahoma	19
3.	Oregon	18
4.	UCLA	17
5.	Washington	15

Batters SO out looking

1.	Florida	9
2.	Oklahoma	4
	Washington	4
4.	UCLA	3
5.	2 tied atn	2

Wins

1.	Oklahoma	3
	Florida	3
3.	Oklahoma	2
	Oregon	2
	Washington	2

Losses

1.	7 tied atn	2

Saves

1.	Oklahoma	2
2.	Oregon	1
	Oklahoma	1

Runners picked off

Sac bunts allowed

1.	Oregon	4
	Washington	4
3.	LSU	3
	Baylor	3
5.	2 tied atn	2

Sac flies allowed

1.	Oklahoma	1
	Baylor	1
	LSU	1

Hits allowed

1.	Oklahoma	18

Runs allowed

1.	Oklahoma	9

Earned runs allowed

1.	Oklahoma	9

Walks allowed

1.	Oklahoma	7

Doubles allowed

1.	Oklahoma	3

Triples allowed

1.	Oklahoma	0

Home runs allowed

1.	Oklahoma	2

Wild pitches

1.	Florida	4
2.	LSU	2
	Baylor	2
4.	Washington	1
	UCLA	1

Balks

Hit batters

1.	Washington	5
2.	LSU	4
3.	Florida	2
	Texas A&M	2
	Baylor	2

Intentional BB allowed

1.	Oklahoma	1
	Washington	1

The Automated ScoreBook
NCAA Pitching Analysis Leaders (as of Apr 12, 2018)
(All games)

Hitting minimums - 1 Games 10 AB
Pitching minimums - 1 Games 10.0 IP/Game

B/avg vs left	
1. Oklahoma	.207

B/avg vs right	
1. Oklahoma	.214

B/avg vs leadoff	
1. Oklahoma	.292

B/avg w/2 outs	
1. Oklahoma	.281

B/avg w/runners	
1. Oklahoma	.258

Fly ball outs	
1. Washington	35
2. Florida	34
3. Oklahoma	28
4. LSU	23
5. Oklahoma	20

Ground ball outs	
1. Oregon	48
2. Florida	37
3. Oklahoma	30
Washington	30
5. LSU	27

Fly/Ground outs	
1. Oklahoma	0.67

Ground/Fly outs	
1. Oklahoma	1.50

The Automated ScoreBook
NCAA Pitching Per-Game leaders (as of Apr 12, 2018)
(All games)

Hitting minimums - 1 Games 10 AB
Pitching minimums - 1 Games 10.0 IP/Game

Innings per game		Strikeouts/game		Walks allowed/game	
1. Oklahoma	12.00	1. Oklahoma	7.12	1. Oklahoma	2.62

Doubles allowed/game		Triples allowed/game		Homers allowed/game	
1. Oklahoma	1.12	1. Oklahoma	0.00	1. Oklahoma	0.75

Fly outs/game		Ground outs/game		Batters faced/game	
1. Oklahoma	7.50	1. Oklahoma	11.25	1. Oklahoma	36.00

Hits allowed/game		Runs allowed/game		Earned runs/game	
1. Oklahoma	6.75	1. Oklahoma	3.38	1. Oklahoma	3.38

The Automated ScoreBook
NCAA Fielding Leaders (as of Apr 12, 2018)
(All games)

Hitting minimums - 1 Games
Pitching minimums - 1 Games 10.0 IP/Game

	Fielding pct	
1.	UCLA	1.000
2.	Florida	.988
3.	Baylor	.982
4.	Oklahoma	.972
5.	Oregon	.969

	Chances	
1.	Florida	163
2.	Oregon	131
3.	Washington	120
4.	Oklahoma	106
5.	2 tied at	91

	Putouts	
1.	Florida	126
2.	Washington	84
3.	Oregon	81
4.	Oklahoma	72
5.	2 tied at	63

	Assists	
1.	Oregon	46
2.	Florida	35
3.	Washington	32
4.	Oklahoma	31
5.	2 tied at	28

	Errors	
1.	Oklahoma	4
	Oregon	4
	Washington	4
4.	Oklahoma	3
	LSU	3

	Fielding double plays	
1.	Texas A&M	4
2.	Florida	2
	Oklahoma	2

	Stolen bases against	
1.	Baylor	4
2.	Oregon	3
3.	Florida	2
	Texas A&M	2
5.	3 tied at	1

	Caught stealing by	
1.	Washington	4
2.	UCLA	2
3.	Texas A&M	1

	Steal attempts against	
1.	Washington	5
2.	Baylor	4
3.	Oregon	3
	Texas A&M	3
5.	2 tied at	2

	Passed balls	
1.	LSU	1
	UCLA	1
	Florida	1

	Catchers interference	

2017 Women's College World Series
#10 Oklahoma vs #1 Florida
Jun 05, 2017 at Oklahoma City, Okla. (USA Softball Stadium)

Oklahoma 7 (60-9)

Player	ab	r	h	rbi	bb	so	po	a	lob	avg
Mendes, Nicole rf	8	2	2	1	0	4	0	1	3	.404
Clifton, Caleigh 2b	7	1	1	0	0	2	3	4	1	.342
Knighten, Shay 1b	7	2	2	3	1	2	21	0	0	.356
Aviu, Fale dp	8	1	2	2	0	1	0	0	0	.324
Rogers, Raegan pr	0	0	0	0	0	0	0	0	0	.217
Pendley, Nicole cf	6	1	1	0	1	5	3	0	0	.319
Romero, Sydney 3b	7	0	2	1	0	0	0	4	0	.342
Hatfield, Macey lf	6	0	0	0	0	4	1	1	1	.250
Lundberg, Kylie ph	1	0	0	0	0	1	0	0	3	.216
Wodach, Lea c	5	0	0	0	0	3	17	0	1	.155
Taukeiaho, Vanessa ph	1	0	0	0	0	1	0	0	0	.182
Arnold, Kelsey ss	6	0	0	0	1	3	6	10	0	.255
Lowary, Paige p	0	0	0	0	0	0	0	3	0	-
Parker, Paige p	0	0	0	0	0	0	0	1	0	.257
Totals	62	7	10	7	3	26	51	24	9	

Florida 5 (58-9)

Player	ab	r	h	rbi	bb	so	po	a	lob	avg
Amanda Lorenz lf	7	0	2	3	0	1	3	0	2	.388
Kayli Kvistad 1b	7	0	0	0	1	3	15	1	3	.358
Nicole DeWitt 2b	7	1	1	0	0	2	1	3	1	.310
Janell Wheaton c	6	0	1	0	1	2	24	2	0	.265
Jacqui Switzer pr	0	0	0	0	0	0	0	0	0	.250
Aleshia Ocasio 3b	7	1	1	1	0	0	5	1	1	.303
Jordan Roberts dp	2	0	0	0	1	1	0	0	1	.250
Alex Voss cf	0	0	0	0	0	0	0	0	0	.235
Brooke Clemens ph	2	0	0	0	0	0	0	0	0	.136
Lily Mann pr	2	2	1	0	0	1	0	0	0	.444
Sophia Reynoso ss	7	1	3	1	0	0	1	6	0	.304
Chelsea Herndon rf	6	0	0	0	0	3	1	0	1	.242
Theresa Swertfager ph	1	0	0	0	0	0	0	0	0	.167
Justine McLean cf	5	0	3	0	1	0	1	0	0	.308
Jaimie Hoover ph	1	0	0	0	0	1	0	0	0	.208
Kelly Barnhill p	0	0	0	0	0	0	0	1	0	-
Delanie Gourley p	0	0	0	0	0	0	0	1	0	.000
Totals	60	5	12	5	4	14	51	15	9	

Score by Innings	1	2	3	4	5	6	7	8	9	10	11	12	13	14	15	16	17	R	H	E
Oklahoma	0	0	0	0	1	1	0	0	0	0	0	2	0	0	0	0	3	7	10	2
Florida	0	0	0	1	0	0	1	0	0	0	0	2	0	0	0	0	1	5	12	0

E - Knighten, S.(7); Arnold, K.(9). DP - OU 2. LOB - OU 9; UF 9. 2B - Clifton, C.(15); Knighten, S.(12); Pendley, N.(8); Lorenz(12); DeWitt(15); Reynoso(9). HR - Mendes, N.(6); Knighten, S.(11); Aviu, Fale(5). HBP - Clifton, C.; Wodach, Lea. SF - Lorenz(4).

Oklahoma	ip	h	r	er	bb	so	ab	bf	np	era
Lowary, Paige	10.1	8	2	2	1	7	36	38	139	1.54
Parker, Paige	6.2	4	3	3	3	7	24	27	108	1.40

Florida	ip	h	r	er	bb	so	ab	bf	np	era
Kelly Barnhill	9.0	6	5	5	2	13	33	36	128	0.66
Delanie Gourley	8.0	4	2	2	1	13	29	31	121	0.74

Win - Lowary, P. (16-3). Loss - Barnhill (26-4). Save - None.
WP - Gourley 2(12). HBP - by Gourley (Wodach, Lea); by Barnhill (Clifton, C.). Inherited runners/scored: Lowary, P. 2/2; Barnhill 1/0. Pitches/strikes: Lowary, P. 139/91; Parker, P. 108/66; Barnhill 128/92; Gourley 121/84.

Umpires - HP: Bryan Smith 1B: Terry Holt 3B: Scott Thomas
Start: 6:07 pm Time: 5:28 Attendance: 8337
Weather: Partly Cloudy, 84F, WNW 10mph

2017 Women's College World Series
#10 Oklahoma vs #1 Florida
Jun 05, 2017 at Oklahoma City, Okla. (USA Softball Stadium)

Score by Innings	1	2	3	4	5	6	7	8	9	10	11	12	13	14	15	16	17	R	H	E
Oklahoma	0	0	0	0	1	1	0	0	0	0	0	2	0	0	0	0	3	7	10	2
Florida	0	0	0	1	0	0	1	0	0	0	0	2	0	0	0	0	1	5	12	0

Oklahoma starters: 11/rf Mendes, N.; 20/2b Clifton, C.; 17/1b Knighten, S.; 34/dp Aviu, Fale; 1/cf Pendley, N.; 2/3b Romero, S.; 6/lf Hatfield, M.; 15/c Wodach, Lea; 3/ss Arnold, K.; 14/p Lowary, P.;
Florida starters: 18/lf Lorenz; 21/1b Kvistad; 23/2b DeWitt; 25/c Wheaton; 8/3b Ocasio; 14/dp J. Roberts; 74/ss Reynoso; 19/rf Herndon; 52/cf McLean; 11/p Barnhill;

Oklahoma 1st - Mendes, N. struck out swinging (0-2 SKS). Clifton, C. struck out looking (3-2 SBBBKK). Knighten, S. grounded out to 2b (0-2 KKF). 0 runs, 0 hits, 0 errors, 0 LOB.

Florida 1st - Lorenz grounded out to 2b (3-2 KBBFB). Kvistad grounded out to p (2-2 BKFB). DeWitt grounded out to ss (1-0 B). 0 runs, 0 hits, 0 errors, 0 LOB.

Oklahoma 2nd - Aviu, Fale flied out to lf (1-2 BSS). Pendley, N. struck out looking (2-2 BKFBFK). Romero, S. popped up to 3b (3-1 BSBB). 0 runs, 0 hits, 0 errors, 0 LOB.

Florida 2nd - Wheaton out at first p to ss to 1b (1-1 KB). Ocasio grounded out to ss (0-1 K). J. Roberts grounded out to 3b (1-2 FSB). 0 runs, 0 hits, 0 errors, 0 LOB.

Oklahoma 3rd - Hatfield, M. struck out swinging (0-2 SFS). Wodach, Lea flied out to lf (1-2 BFK). Arnold, K. flied out to cf (0-0). 0 runs, 0 hits, 0 errors, 0 LOB.

Florida 3rd - Reynoso out at first p to lf to 1b (1-1 BK). Herndon grounded out to ss (1-0 B). McLean singled to pitcher (2-2 KSBBF). Lorenz fouled out to ss (1-0 B). 0 runs, 1 hit, 0 errors, 1 LOB.

Oklahoma 4th - Mendes, N. struck out swinging (0-2 FFS). Clifton, C. struck out swinging (1-2 BKFS). Knighten, S. struck out looking (1-2 BSFK). 0 runs, 0 hits, 0 errors, 0 LOB.

Florida 4th - Kvistad grounded out to ss (0-1 K). DeWitt doubled to right field (0-0). Wheaton struck out swinging (1-2 KBKS). Ocasio singled up the middle, advanced to second on the throw, RBI (1-0 B); DeWitt scored. J. Roberts struck out swinging (1-2 KSBK). 1 run, 2 hits, 0 errors, 1 LOB.

Oklahoma 5th - Voss to cf for J. Roberts. Herndon to dp. McLean to rf. Aviu, Fale fouled out to 3b (0-0). Pendley, N. doubled to right center (3-2 BBFSFFB). Romero, S. singled up the middle, RBI (1-1 BF); Pendley, N. scored. Hatfield, M. popped up to 2b, bunt (0-1 K). Wodach, Lea struck out swinging (0-2 FKS). 1 run, 2 hits, 0 errors, 1 LOB.

Florida 5th - Reynoso grounded out to 3b (0-0). Herndon grounded out to 2b (1-0 B). McLean grounded out to 3b (1-1 BS). 0 runs, 0 hits, 0 errors, 0 LOB.

Oklahoma 6th - Arnold, K. struck out swinging (0-2 FFFS). Mendes, N. homered to right field, RBI (1-2 BKF). Clifton, C. grounded out to 1b unassisted (2-2 KBFFBF). Knighten, S. grounded out to 2b (0-0). 1 run, 1 hit, 0 errors, 0 LOB.

Florida 6th - Parker, P. to p for Lowary, P.. Lorenz struck out swinging (1-2 KBKS). Kvistad struck out swinging (3-2 BBFSBFS). DeWitt popped up to 2b (0-0). 0 runs, 0 hits, 0 errors, 0 LOB.

Oklahoma 7th - Aviu, Fale singled through the left side (1-0 B). Rogers, R. pinch ran for Aviu, Fale. Pendley, N. struck out swinging (0-2 KSS). Romero, S. reached on a fielder's choice to second base (0-1 F); Rogers, R. out at second 2b to ss. Hatfield, M. grounded out to p (0-0). 0 runs, 1 hit, 0 errors, 1 LOB.

Florida 7th - Aviu, Fale to dp for Rogers, R.. Wheaton walked (3-2 BSBBSFB). Switzer pinch ran for Wheaton. Ocasio reached on a fielder's choice to second base (1-2 BKK); Switzer out at second 2b to ss. Clemens pinch hit for Voss. Clemens popped up to ss (0-1 K). Reynoso doubled to left field, RBI (3-2 BBFBK); Ocasio scored. Herndon struck out swinging (2-2 BFKBS). 1 run, 1 hit, 0 errors, 1 LOB.

Oklahoma 8th - Wheaton to c for Switzer. Herndon to rf. McLean to cf. Gourley to p for Barnhill. Wodach, Lea grounded out to ss (1-2 BKF). Arnold, K. grounded out to ss (0-0). Mendes, N. struck out swinging (1-2 SSBS). 0 runs, 0 hits, 0 errors, 0 LOB.

Florida 8th - McLean grounded out to p (0-2 SF). Lorenz singled to right center, out at second rf to ss (2-0 BB). Kvistad walked (3-2 BBKKBFB). DeWitt struck out swinging (1-2 BFSFFS). 0 runs, 1 hit, 0 errors, 1 LOB.

Oklahoma 9th - Clifton, C. grounded out to ss (2-2 KBBS). Knighten, S. struck out looking (1-2 BSFK). Aviu, Fale grounded out to ss (0-1 F). 0 runs, 0 hits, 0 errors, 0 LOB.

Florida 9th - Wheaton fouled out to 1b (0-1 K). Ocasio lined out to ss (2-2 BBKF). Clemens to dp. Clemens popped up to 1b (1-1 KB). 0 runs, 0 hits, 0 errors, 0 LOB.

Oklahoma 10th - Pendley, N. struck out swinging (0-2 KKS). Romero, S. flied out to lf (0-0). Hatfield, M. struck out swinging (0-2 KSS). 0 runs, 0 hits, 0 errors, 0 LOB.

Florida 10th - Reynoso flied out to cf (2-2 FFBB). Herndon struck out swinging (2-2 SFBBS). McLean singled to left field (0-0). Lorenz fouled out to c (1-0 B). 0 runs, 1 hit, 0 errors, 1 LOB.

Oklahoma 11th - Wodach, Lea struck out swinging, out at first c to 1b (1-2 SBFFS). Arnold, K. struck out swinging, reached first on a wild pitch (3-2 BBBKKS). Mendes, N. struck out swinging (0-2 KSS). Clifton, C. fouled out to 3b (1-0 B). 0 runs, 0 hits, 0 errors, 1 LOB.

Florida 11th - Kvistad grounded out to ss (1-2 KFB). DeWitt reached on a fielding error by 1b (0-0). Wheaton struck out looking (3-2 BBBKFK). Ocasio flied out to cf (2-1 FBB). 0 runs, 0 hits, 1 error, 1 LOB.

Oklahoma 12th - Knighten, S. doubled down the lf line (0-2 KSF). Aviu, Fale homered to right field, 2 RBI (0-0); Knighten, S. scored. Pendley, N. struck out swinging, out at first c to 1b (1-2 KBSFFS). Romero, S. lined out to 3b (2-2 BBFK). Hatfield, M. struck out looking (2-2 BFFBK). 2 runs, 2 hits, 0 errors, 0 LOB.

Florida 12th - J. Roberts to dp for Clemens. J. Roberts walked (3-1

2017 Women's College World Series
#10 Oklahoma vs #1 Florida
Jun 05, 2017 at Oklahoma City, Okla. (USA Softball Stadium)

KBBBB). Mann pinch ran for J. Roberts. Reynoso singled to right field (2-2 BFBF); Mann advanced to second. Swertfager pinch hit for Herndon. Swertfager fouled out to c, bunt (1-0 B). Hoover pinch hit for McLean. Hoover struck out swinging (0-2 KSS). Lowary, P. to p for Parker, P.. Lorenz doubled to left center, advanced to third on a throwing error by ss, 2 RBI (1-2 KFB); Reynoso scored; Mann scored. Kvistad grounded out to 3b (2-1 BKB). 2 runs, 2 hits, 1 error, 1 LOB.

Oklahoma 13th - Herndon to rf for Swertfager. Mann to dp. McLean to cf for Hoover. Taukeiaho, V pinch hit for Wodach, Lea. Taukeiaho, V struck out swinging (0-2 SKS). Arnold, K. grounded out to ss (2-0 BB). Mendes, N. grounded out to p, bunt (0-1 F). 0 runs, 0 hits, 0 errors, 0 LOB.

Florida 13th - Wodach, Lea to c for Taukeiaho, V. DeWitt struck out swinging (1-2 KBFS). Wheaton flied out to cf to right field (3-2 BBBKFF). Ocasio grounded out to ss (2-0 BB). 0 runs, 0 hits, 0 errors, 0 LOB.

Oklahoma 14th - Clifton, C. fouled out to 1b (2-2 BKKB). Knighten, S. fouled out to 1b (2-2 BBKSF). Aviu, Fale struck out swinging (2-2 BBSFFS). 0 runs, 0 hits, 0 errors, 0 LOB.

Florida 14th - Mann struck out swinging (1-2 KFBS). Reynoso grounded out to c unassisted, bunt (1-0 B). Herndon struck out swinging (1-2 KBFS). 0 runs, 0 hits, 0 errors, 0 LOB.

Oklahoma 15th - Pendley, N. struck out swinging (2-2 BFFBS). Romero, S. singled up the middle (3-2 BKFBB). Hatfield, M. struck out swinging (0-2 FFFS). Wodach, Lea hit by pitch (2-2 BBKK); Romero, S. advanced to second. Wodach, Lea advanced to second on a wild pitch; Romero, S. advanced to third on a wild pitch. Arnold, K. walked (3-0 BBBB). Mendes, N. reached on a fielder's choice to shortstop (1-2 BKK); Arnold, K. advanced to second; Wodach, Lea out at third ss to 3b. 0 runs, 1 hit, 0 errors, 3 LOB.

Florida 15th - McLean walked (3-2 BBBKFFB). Lorenz grounded into double play ss to 1b (1-1 KB); McLean out on the play. Kvistad struck out swinging (1-2 BKKS). 0 runs, 0 hits, 0 errors, 0 LOB.

Oklahoma 16th - Clifton, C. doubled to left center (1-2 KBK). Barnhill to p for Gourley. Knighten, S. walked (3-0 BBBB). Aviu, Fale flied out to rf (0-1 S); Knighten, S. advanced to second; Clifton, C. advanced to third. Pendley, N. walked (3-0 BBBB). Romero, S. reached on a fielder's choice to first base (1-2 BKF); Pendley, N. advanced to second; Knighten, S. advanced to third; Clifton, C. out at home 1b to c. Lundberg, K. pinch hit for Hatfield, M.. Lundberg, K. struck out swinging (0-2 SKS). 0 runs, 1 hit, 0 errors, 3 LOB.

Florida 16th - Hatfield, M. to lf for Lundberg, K.. DeWitt grounded out to 1b unassisted (3-2 KBBKB). Wheaton singled to right field (3-1 BFBB). Ocasio grounded into double play ss to 2b to 1b (0-0); Wheaton out on the play. 0 runs, 1 hit, 0 errors, 0 LOB.

Oklahoma 17th - Wodach, Lea struck out swinging (0-2 KKS). Arnold, K. struck out swinging (2-2 FBBFFS). Mendes, N. singled through the left side (2-2 BKBS). Clifton, C. hit by pitch (1-1 BK); Mendes, N. advanced to second. Knighten, S. homered to left field, 3 RBI (1-2 KBF); Clifton, C. scored; Mendes, N. scored. Aviu, Fale grounded out to 3b (0-1 K). 3 runs, 2 hits, 0 errors, 0 LOB.

Florida 17th - Mann singled to pitcher (1-2 KSB). Reynoso singled through the right side (1-2 KFBF); Mann advanced to second. Herndon reached on a fielder's choice to shortstop (0-1 K); Reynoso out at second ss to 2b; Mann advanced to third. McLean singled to shortstop (2-2 BKBFFF); Herndon advanced to second. Lorenz flied out to lf, SF, RBI (1-2 KFB); Mann scored. Kvistad struck out swinging (1-2 BKKFS). 1 run, 3 hits, 0 errors, 2 LOB.

2017 Women's College World Series
#1 Florida vs #10 Oklahoma
Jun 06, 2017 at Oklahoma City, Okla. (USA Softball Stadium)

Florida 4 (58-10)

Player	ab	r	h	rbi	bb	so	po	a	lob	avg
Amanda Lorenz lf	2	1	0	0	2	1	2	0	1	.388
Nicole DeWitt 2b	3	0	1	0	0	1	1	1	0	.316
Aleshia Ocasio p	4	0	1	1	0	2	0	0	0	.308
Kayli Kvistad 1b	2	0	0	1	1	0	7	0	0	.368
Janell Wheaton c	3	0	0	0	0	0	5	0	5	.263
Sophia Reynoso ss	3	1	1	1	0	0	1	4	0	.299
Brooke Clemens dp	2	0	0	0	0	1	0	0	0	.136
Jordan Roberts ph	1	0	1	0	0	0	0	0	0	.260
Alex Voss pr	0	0	0	0	0	0	0	0	0	.235
Chelsea Herndon rf	3	1	1	1	0	0	2	0	0	.256
Justine McLean cf	3	1	1	0	0	0	0	0	0	.301
Jaimie Hoover 3b	0	0	0	0	0	0	0	0	0	.210
Delanie Gourley p	0	0	0	0	0	0	0	0	0	.000
Totals	26	4	6	4	3	5	18	5	6	

Oklahoma 5 (61-9)

Player	ab	r	h	rbi	bb	so	po	a	lob	avg
Mendes, Nicole rf	4	1	1	1	0	2	0	0	1	.408
Clifton, Caleigh 2b	2	1	2	1	1	0	1	1	0	.356
Knighten, Shay 1b	3	0	1	3	0	1	8	0	1	.358
Aviu, Fale dp	3	0	1	0	0	0	0	0	0	.327
Pendley, Nicole cf	3	0	1	0	0	0	2	0	3	.323
Romero, Sydney 3b	3	0	0	0	0	0	1	2	0	.339
Hatfield, Macey lf	3	1	1	0	0	1	4	0	0	.263
Wodach, Lea c	2	1	0	0	1	1	5	0	0	.159
Arnold, Kelsey ss	3	1	1	0	0	0	0	3	0	.265
Parker, Paige p	0	0	0	0	0	0	0	0	0	.257
Lopez, Mariah p	0	0	0	0	0	0	0	0	0	-
Lowary, Paige p	0	0	0	0	0	0	0	1	0	-
Totals	26	5	8	5	2	5	21	7	5	

Score by Innings	1	2	3	4	5	6	7	R	H	E
Florida	0	3	1	0	0	0	0	4	6	1
Oklahoma	1	4	0	0	0	0	X	5	8	1

E - DeWitt(3); Hatfield, M.(2). DP - UF 1. LOB - UF 6; OU 5. 2B - Knighten, S.(13). HR - Reynoso(3); Herndon(5); Mendes, N.(7). HBP - Kvistad. SH - DeWitt(6). SB - Aviu, Fale(6); Arnold, K.(10).

Florida	ip	h	r	er	bb	so	ab	bf	np	era
Aleshia Ocasio	1.1	4	4	4	1	0	8	9	42	1.51
Delanie Gourley	4.2	4	1	1	1	5	18	19	69	0.71

Oklahoma	ip	h	r	er	bb	so	ab	bf	np	era
Parker, Paige	1.2	4	3	3	3	0	8	12	44	1.43
Lopez, Mariah	2.1	1	1	1	0	2	8	9	28	2.08
Mendes, Nicole	1.0	1	0	0	0	0	4	4	20	0.75
Lowary, Paige	2.0	0	0	0	0	3	6	6	29	1.53

Win - Lopez, M. (18-1). Loss - Ocasio (8-2). Save - Lowary, P. (11).
HBP - by Lopez, M. (Kvistad). Inherited runners/scored: Gourley 3/3; Lopez, M. 3/1; Lowary, P. 1/0.
Pitches/strikes: Ocasio 42/25; Gourley 69/46; Parker, P. 44/23; Lopez, M. 28/21; Mendes, N. 20/11; Lowary, P. 29/22.

Umpires - HP: Terry Holt 1B: Scott Thomas 3B: Erin Peterson
Start: 7:07 pm Time: 2:21 Attendance: 8507
Weather: Clear, 89F, N 6mph

2017 Women's College World Series
#1 Florida vs #10 Oklahoma
Jun 06, 2017 at Oklahoma City, Okla. (USA Softball Stadium)

Score by Innings	1	2	3	4	5	6	7	R	H	E
Florida	0	3	1	0	0	0	0	4	6	1
Oklahoma	1	4	0	0	0	0	X	5	8	1

Florida starters: 18/lf Lorenz; 23/2b DeWitt; 8/p Ocasio; 21/1b Kvistad; 25/c Wheaton; 74/ss Reynoso; 28/dp Clemens; 19/rf Herndon; 52/cf McLean; 9/3b Hoover;
Oklahoma starters: 11/rf Mendes, N.; 20/2b Clifton, C.; 17/1b Knighten, S.; 34/dp Aviu, Fale; 1/cf Pendley, N.; 2/3b Romero, S.; 6/lf Hatfield, M.; 15/c Wodach, Lea; 3/ss Arnold, K.; 8/p Parker, P.;

Florida 1st - Lorenz walked (3-0 BBBB). DeWitt out at first 3b to 2b, SAC, bunt (0-0); Lorenz advanced to second. Ocasio popped up to 1b (0-1 K). Kvistad walked (3-0 BBBB). Wheaton grounded out to 1b unassisted (0-1 K). 0 runs, 0 hits, 0 errors, 2 LOB.

Oklahoma 1st - Mendes, N. homered to left field, RBI (2-1 BKB). Clifton, C. singled to right field (2-1 KBB). Knighten, S. reached on a fielder's choice to shortstop (1-2 KFB); Clifton, C. out at second ss to 2b. Aviu, Fale grounded out to 2b (1-2 BFF); Knighten, S. advanced to second. Pendley, N. reached on a fielder's choice to shortstop (2-2 BBFK); Knighten, S. out at second ss unassisted, interference. 1 run, 2 hits, 0 errors, 1 LOB.

Florida 2nd - Reynoso homered to left field, RBI (1-2 BFFF). Clemens flied out to cf (3-2 BBKBK). Herndon grounded out to ss (0-0). McLean singled, advanced to second on a fielding error by lf (1-2 SKB). Lorenz intentionally walked (3-1 BKBBB). DeWitt singled to left field (1-2 BKF); Lorenz advanced to second; McLean advanced to third. Ocasio singled to right field, RBI (3-2 BBKFB); DeWitt advanced to second; Lorenz advanced to third; McLean scored. Lopez, M. to p for Parker, P.. Kvistad hit by pitch, RBI (1-1 KB); Ocasio advanced to second; DeWitt advanced to third; Lorenz scored. Wheaton fouled out to lf (0-1 K). 3 runs, 4 hits, 1 error, 3 LOB.

Oklahoma 2nd - Romero, S. grounded out to ss (2-2 KKFBB). Hatfield, M. singled through the left side (1-2 FFBF). Wodach, Lea walked (3-1 BBKBB); Hatfield, M. advanced to second. Arnold, K. singled to catcher (2-2 BFBF); Wodach, Lea advanced to second; Hatfield, M. advanced to third. Ocasio to 3b. Gourley to p for Hoover. Mendes, N. struck out swinging (0-2 FKFS). Clifton, C. walked, RBI (3-2 BKSBBB); Arnold, K. advanced to second; Wodach, Lea advanced to third; Hatfield, M. scored. Knighten, S. doubled to right center, 3 RBI (0-0); Clifton, C. scored; Arnold, K. scored; Wodach, Lea scored. Aviu, Fale singled through the left side (0-2 KFF); Knighten, S. advanced to third. Aviu, Fale stole second. Pendley, N. flied out to rf (1-1 KB). 4 runs, 4 hits, 0 errors, 2 LOB.

Florida 3rd - Reynoso lined out to lf (1-0 B). Clemens struck out swinging (1-2 KSBFS). Herndon homered to center field, RBI (0-0). McLean grounded out to ss (1-2 KKBF). 1 run, 1 hit, 0 errors, 0 LOB.

Oklahoma 3rd - Romero, S. flied out to rf (0-0). Hatfield, M. grounded out to ss (0-0). Wodach, Lea flied out to lf (1-2 BKFF). 0 runs, 0 hits, 0 errors, 0 LOB.

Florida 4th - Lorenz flied out to cf (2-2 KBKBF). DeWitt flied out to lf (0-0). Ocasio struck out swinging (0-2 KKS). 0 runs, 0 hits, 0 errors, 0 LOB.

Oklahoma 4th - Arnold, K. grounded out to ss (2-1 BBK). Mendes, N. flied out to lf (1-0 B). Clifton, C. singled to right field (1-1 BK). Knighten, S. struck out swinging (1-2 BKFS). 0 runs, 1 hit, 0 errors, 1 LOB.

Florida 5th - Mendes, N. to p. Aviu, Fale to rf. Lopez, M.. Kvistad popped up to 3b (3-1 BKBB). Wheaton grounded out to 3b (1-1 BK). Reynoso grounded out to ss (2-2 BBKSF). 0 runs, 0 hits, 0 errors, 0 LOB.

Oklahoma 5th - Aviu, Fale grounded out to 1b unassisted (3-2 BBKBK). Pendley, N. singled to left field (3-0 BBB). Romero, S. lined into double play 1b unassisted (0-1 K); Pendley, N. out on the play. 0 runs, 1 hit, 0 errors, 0 LOB.

Florida 6th - J. Roberts pinch hit for Clemens. J. Roberts singled through the left side (3-2 BKFBB). Voss pinch ran for J. Roberts. Mendes, N. to rf. Aviu, Fale to dp. Lowary, P. to p for Lopez, M.. Herndon grounded out to 2b (1-2 BFF); Voss advanced to second. McLean lined out to lf (0-2 KFFFF). Lorenz struck out swinging (2-2 KBBFS). 0 runs, 1 hit, 0 errors, 1 LOB.

Oklahoma 6th - Voss to cf. Herndon to dp. McLean to rf. Hatfield, M. struck out swinging (2-2 BKBKS). Wodach, Lea struck out swinging (1-2 KBKFS). Arnold, K. reached on a fielding error by 2b (2-2 BSFB). Arnold, K. stole second. Mendes, N. struck out swinging (1-2 BSFS). 0 runs, 0 hits, 1 error, 1 LOB.

Florida 7th - DeWitt struck out swinging (2-2 FSFBBS). Ocasio struck out swinging (1-2 FBFFS). Kvistad grounded out to p (1-1 BF). 0 runs, 0 hits, 0 errors, 0 LOB.

2018 NCAA Women's College World Series

1 *Oregon

Game 1
Thursday, May 31, 11 a.m.
ESPN

8 Arizona State

Oregon, 11-6

Game 5
Friday, June 1, 6 p.m.
ESPN

4*Oklahoma

Game 2
Thursday, May 31, 1:30 p.m.
ESPN

5 Washington

*Washington, 2-0

*Washington, 6-2

Game 11
Sunday, June 3, 12 p.m.
ESPN

Game 13 (if necessary)
Sunday, June 3, 6 p.m.
ESPN2

*Arizona State

Game 7
Saturday, June 2, 11 a.m.
ESPN

Oklahoma

*Oklahoma, 2-0

Game 9
Saturday, June 2, 6 p.m.
ESPN

Florida

Oklahoma, 2-0

*Washington, 3-0

Champ. Finals (Best 2-of-3)
June 4, Game 1: Florida State, 1-0
June 5, Game 2: Florida State, 8-3
ESPN

Florida State

2 *Florida

Game 3
Thursday, May 31, 6 p.m.
ESPN2

7 Georgia

*Florida, 11-3 (5 inn.)

Game 6
Friday, June 1, 8:30 p.m.
ESPN

UCLA, 7-4

3 *UCLA

Game 4
Thursday, May 31, 8:30 p.m.
ESPN2

6 Florida State

UCLA, 6-5

Game 12
Sunday, June 3, 2:30 p.m.
ESPN

Florida State, 12-6

Florida State, 3-1

Game 14 (if necessary)
Sunday, June 3, 8:30 p.m.
ESPN2

Georgia

Game 8
Saturday, June 2, 1:30 p.m.
ESPN

*Florida State

Florida State, 7-2

Game 10
Saturday, June 2 , 8:30 p.m.
ESPN

*Oregon

*Florida State, 4-1

*Home
ALL TIMES LISTED ARE LOCAL (CENTRAL TIME)
***Denotes home team**
All broadcasts also available on WatchESPN
All game played at ASA Hall of Fame Stadium in Oklahoma City, Oklahoma.

Backet Notes:
1. If the winner of Game 9 defeats the winner of Game 5, the Game 13 is necessary.
2. If the winner of Game 10 defeats the winner of Game 6, then Game 14 is necessary.
3. If only 1 if necessary game is needed, it will be played at 6 p.m. on Sunday.

2018 Team Rosters

NCAA® Women's College World Series®

Arizona State Sun Devils

No.	Name	Pos.
1	Skylar McCarty	OF
2	Brynley Steele	OF
3	Ashley Moss	OF
5	Randi Farricker	IF
10	Bella Loomis	IF
11	Kwyn Cooper	IF
12	Missy Eisen	IF
13	Maddi Hackbarth	C
15	Jade Gortarez	IF
20	Marisa Stankiewicz	IF
22	Kindra Hackbarth	OF
23	Alyssa Loza	P
25	Brianna Wise	OF
26	Taylor Becerra	IF
28	Rylee Maston	C
30	Allison Tatnall	OF
33	Denae Chatman	IF
41	Danielle Gibson	IF
45	Giselle Juarez	P
47	Morgan Howe	OF
49	Nichole Chilson	OF
77	Dale Ryndak	P
99	Breanna Macha	P

Head Coach: Trisha Ford

Florida State Seminoles

No.	Name	Pos.
1	Dani Morgan	UT
2	Morgan Klaevemann	OF
4	Savanna Copeland	P
5	Elizabeth Mason	C
6	Zoe Casas	OF
8	Korina Rosario	OF
9	Denja Bush	OF
10	Cali Harrod	UT
11	Rock Benavides	UT
12	Carsyn Gordon	UT
13	Anna Shelnutt	C/3B
16	Mackenzie Puckett	UT
18	Madison Kennedy	C/OF
20	Kylee Hanson	P
21	Sabrina Stutsman	UT
22	Abby Evans	P
23	Tessa Daniels	1B/P
24	Sydney Sherrill	UT
26	Leslie Farris	IF
30	Jessie Warren	IF
48	Megahn King	P
70	Cassidy Davis	P/UT

Head Coach: Lonni Alameda

Florida Gators

No.	Name	Pos.
00	Alex Voss	OF
1	Hannah Adams	UT
6	Josie Page	UT
8	Aleshia Ocasio	UT
9	Jaimie Hoover	UT
10	Natalie Lugo	RHP
11	Kelly Barnhill	RHP
14	Jordan Roberts	C
15	Danielle Romanello	UT/C
18	Amanda Lorenz	OF
20	Theresa Swertfager	UT
21	Kayli Kvistad	1B
23	Nicole DeWitt	IF
25	Janell Wheaton	1B/C
26	Haven Sampson	OF
47	Lily Mann	OF
56	Katie Chronister	LHP
74	Sophia Reynoso	IF
99	Jordan Matthews	UT

Head Coach: Tim Walton

Georgia Bulldogs

No.	Name	Pos.
00	Lauren Mathhis	P
1	Cortni Emanuel	OF
2	Justice Milz	IF
3	Kendall Burton	OF
4	Ciara Bryan	IF
5	Mary Wilson Avant	P
6	Tiffani Railey	OF
7	Kaylie Harding	C/OF
8	Alyssa DiCarlo	IF
9	Alysen Febrey	IF/OF
10	Jordan Doggett	IF
11	Mahlena O'Neal	C
12	Karlie Harding	IF
13	Madison McPherson	UT
14	Janie Beth Webb	UT
15	Shelby Suplee	C
17	Keara Napoli	P
18	Brittany Gray	P
20	Amanda Ablan	P
21	Jessica Morgan	C/UT
22	Tyler Armistead	UT
24	Kylie Bass	P

Head Coach: Lu Harris-Champer

Oklahoma Sooners

No.	Name	Pos.
1	Nicole Pendley	OF
2	Sydney Romero	IF
3	Kelsey Arnold	IF
4	Hannah Sparks	C
5	Eliyah Flores	IF
7	Alexa Schultz	OF
8	Paige Parker	LHP
11	Nicole Mendes	UT
14	Paige Lowary	LHP
15	Lea Wodach	C
17	Shay Knighten	IF
18	Melanie Olmos	RHP
20	Caleigh Clifton	IF
22	Lynnsie Elam	C
24	Raegan Rogers	OF
27	Kylie Lundberg	OF
33	Vanessa Taukeiaho	OF
34	Falepolima Aviu	OF
42	Mariah Lopez	RHP
73	Parker Conrad	RHP
78	Jocelyn Alo	UT

Head Coach: Patty Gasso

Oregon Ducks

No.	Name	Pos.
00	Jenna Lilley	IF
1	Darya Kaboli-Nejad	IF
4	Lauren Burke	UT
6	April Utecht	IF
7	Mia Camuso	IF
8	Lauren Lindvall	IF
9	Shannon Rhodes	OF
10	Alexis Mack	OF
17	Mary Iakopo	C
21	Gwen Svekis	C
22	Megan Kleist	RHP
23	Madi Bishop	IF
25	Maggie Balint	RHP
26	Haley Cruse	OF
28	Shaye Bowden	UT
31	Cherish Burks	OF
37	DJ Sanders	IF
40	Miranda Elish	RHP

Head Coach: Mike White

UCLA Bruins

No.	Name	Pos.
00	Rachel Garcia	P
3	Briana Perez	IF
4	Holly Azevedo	P
5	Julie Rodriguez	OF
7	Jenna Crawford	OF
8	Kylee Perez	IF
10	Malia Quarles	IF
11	Zia Norris	OF
12	Stevie Wisz	OF
13	Imani Johnson	OF
15	Johanna Grauer	P
18	Selina Ta'amilo	P
21	Taylor Pack	C
22	Danae Blodgett	OF
23	Aaliyah Jordan	OF
25	Paige Halstead	C
27	Jacqui Prober	OF
32	Alana Snow	OF
33	Brianna Tautalafua	IF
37	Kinsley Washington	IF
42	Jelly Felix	UT
46	Zoe Shaw	UT
48	Bubba Nickles	UT
52	Maddie Skibitzki	C
88	Madeline Jelenicki	UT

Head Coach: Kelly Inouye-Perez

Washington Huskies

No.	Name	Pos.
2	Trysten Melhart	OF
3	Taylor Van Zee	IF
4	Julia Deponte	UT
5	Nawai Kaupe	IF
7	Taryn Atlee	IF
11	Brittany Werre	IF
13	Kristin Cochran	P
14	Taran Alvelo	P
16	Gabbie Plain	P
18	Rachel Ogasawara	C
19	Morgan Allen	UT
21	Kelly Burdick	OF
22	Sis Bates	IF
24	Emma Halm	C
25	Kirstyn Thomas	IF
31	Noelle Hee	IF
32	Kaija Gibson	OF
36	Amirah Milloy	OF
47	Morganne Flores	C

Head Coach: Heather Tarr

The Automated ScoreBook
NCAA Batting Leaders (as of May 24, 2019)
(All games)

Hitting minimums - 1 Games 10 AB
Pitching minimums - 1 Games 10 IP

Batting avg	
1. Nickles-UCLA	.545
2. Warren, J.-FS	.520
3. Alo, Jocelyn-OU	.500
Pack-UCLA	.500
Rhodes, S.-ORE	.500

Slugging pct	
1. Nickles-UCLA	1.182
2. Alo, Jocelyn-OU	1.100
Pack-UCLA	1.100
4. Rhodes, S.-ORE	.900
5. Warren, J.-FS	.840

On base pct	
1. Nickles-UCLA	.615
Alo, Jocelyn-OU	.615
3. Warren, J.-FS	.571
4. Pack-UCLA	.545
Rhodes, S.-ORE	.545

Runs scored	
1. Harrod, C.-FS	7
2. Warren, J.-FS	6
3. Mason, E.-FS	5
Nickles-UCLA	5
5. 3 tied at.....	4

Hits	
1. Warren, J.-FS	13
2. Casas, Z.-FS	7
3. 4 tied at.....	6

Runs batted in	
1. Mason, E.-FS	9
2. Pack-UCLA	7
Sherrill, S.-FS	7
4. Casas, Z.-FS	5
5. 4 tied at....	4

Doubles	
1. Casas, Z.-FS	3
2. Sherrill, S.-FS	2
Bates-WASH	2
Klaevemann M-FS	2
Warren, J.-FS	2

Triples	
1. Burke, L.-ORE	1
Jordan-UCLA	1
Milz-UGA	1

Home runs	
1. 8 tied at.....	2

Total bases	
1. Warren, J.-FS	21
2. Sherrill, S.-FS	14
3. Nickles-UCLA	13
4. Mason, E.-FS	12
5. 3 tied at.....	11

Walks	
1. Shelnutt, A.-FS	6
2. Harrod, C.-FS	5
3. Lorenz-UF	4
4. 4 tied at.....	3

Hit by pitch	
1. 10 tied at.....	1

Sac bunts	
1. Bates-WASH	3
2. Perez, B.-UCLA	2
Morgan, D.-FS	2
4. 11 tied at.....	1

Sac flies	
1. Mason, E.-FS	1
Jelenicki-UCLA	1
Rodriguez-UCLA	1
Hee-WASH	1

Stolen bases	
1. Morgan, D.-FS	7
2. Klaevemann M-FS	3
3. Harrod, C.-FS	2
Burdick-WASH	2
Bush, D.-FS	2

Total plate appearances	
1. Warren, J.-FS	28
2. Gordon, C.-FS	27
3. Shelnutt, A.-FS	25
Sherrill, S.-FS	25
5. Morgan, D.-FS	24

At bats	
1. Warren, J.-FS	25
2. Gordon, C.-FS	24
Sherrill, S.-FS	24
4. Casas, Z.-FS	20
Morgan, D.-FS	20

Steal attempts	
1. Morgan, D.-FS	7
2. Bush, D.-FS	3
Klaevemann M-FS	3
4. 4 tied at.....	2

Strikeouts	
1. Gordon, C.-FS	11
2. Harrod, C.-FS	7
Morgan, D.-FS	7
4. 3 tied at.....	6

Caught stealing	
1. Gordon, C.-FS	2
2. Lorenz-UF	1
Bush, D.-FS	1
Mendes, N.-OU	1

Grounded into DP	
1. 8 tied at....	1

The Automated ScoreBook
NCAA Batting Analysis Leaders (as of May 24, 2019)
(All games)

Hitting minimums - 1 Games 10 AB
Pitching minimums - 1 Games 10 IP

Avg vs left	
1. Rhodes, S.-ORE	.750
2. Svekis, G.-ORE	.667
3. Knighten, S.-OU	.500
Pendley, N.-OU	.500
Mendes, N.-OU	.500

Avg vs right	
1. Hee-WASH	1.000
2. Pack-UCLA	.714
3. Nickles-UCLA	.667
4. Warren, J.-FS	.520
5. Van Zee-WASH	.500

Pct reach as leadoff	
1. Melhart-WASH	.667
Hee-WASH	.667
Rhodes, S.-ORE	.667
4. Shelnutt, A.-FS	.600
Harrod, C.-FS	.600

Avg w/2 outs	
1. Perez, B.-UCLA	1.000
Alo, Jocelyn-OU	1.000
3. Pack-UCLA	.750
4. Warren, J.-FS	.500
Perez, K.-UCLA	.500

Avg w/bases empty	
1. Burke, L.-ORE	1.000
Kaupe-WASH	1.000
Felix-UCLA	1.000
4. Burton-UGA	.750
5. DiCarlo-UGA	.667

Avg w/runners	
1. Alo, Jocelyn-OU	1.000
2. Pack-UCLA	.833
3. Tautalafua-UCLA	.750
4. Rhodes, S.-ORE	.500
5. Warren, J.-FS	.444

Avg w/bases loaded	
1. Casas, Z.-FS	1.000
Matthews-UF	1.000
3. Sherrill, S.-FS	.500
Van Zee-WASH	.500
5. Morgan, D.-FS	.000

Avg w/RBI ops	
1. Perez, B.-UCLA	1.000
Pack-UCLA	1.000
3. Van Zee-WASH	.500
DePonte-WASH	.500
Perez, K.-UCLA	.500

Pct adv runners	
1. Tautalafua-UCLA	1.000
Alo, Jocelyn-OU	1.000
3. Pack-UCLA	.833
4. Bates-WASH	.750
Nickles-UCLA	.750

Pinch hitting avg	
1. J. Roberts-UF	1.000
Hoover-UF	1.000
Felix-UCLA	1.000
4. Kaupe-WASH	.500
5. Quarles-UCLA	.000

Pinch hit at bats	
1. 6 tied at.....	2

Pinch hits	
1. J. Roberts-UF	2
2. Hoover-UF	1
Felix-UCLA	1
Kaupe-WASH	1

2-out RBIs	
1. Sherrill, S.-FS	7
Pack-UCLA	7
3. 6 tied at.....	3

Runners advanced	
1. Warren, J.-FS	3
Sanders, DJ-ORE	3
Jelenicki-UCLA	3
4. 11 tied at..	2

Runners left on base	
1. Morgan, D.-FS	9
2. Thomas-WASH	8
3. Knighten, S.-OU	7
4. 3 tied at.....	6

Fly outs	
1. Sherrill, S.-FS	10
2. Warren, J.-FS	7
Shelnutt, A.-FS	7
4. Perez, K.-UCLA	6
5. 5 tied at.....	5

Ground outs	
1. Van Zee-WASH	7
Romero, S.-OU	7
3. 4 tied at.....	6

Fly outs/Ground outs	
1. Svekis, G.-ORE	4.00
2. Shelnutt, A.-FS	3.50
3. Hee-WASH	3.00
4. Knighten, S.-OU	2.50
5. Warren, J.-FS	2.33

Ground outs/Fly outs	
1. Burdick-WASH	6.00
Melhart-WASH	6.00
3. Jordan-UCLA	3.00
Tautalafua-UCLA	3.00
Alo, Jocelyn-OU	3.00

The Automated ScoreBook
NCAA Batting Per-Game Leaders (as of May 24, 2019)
(All games)

Hitting minimums - 1 Games 10 AB
Pitching minimums - 1 Games 10 IP

	Hits per game	
1.	Warren, J.-FS	1.86
2.	Rhodes, S.-ORE	1.67
3.	Nickles-UCLA	1.50
4.	Jordan-UCLA	1.25
	Alo, Jocelyn-OU	1.25

	Runs scored per game	
1.	Rhodes, S.-ORE	1.33
2.	Nickles-UCLA	1.25
3.	Harrod, C.-FS	1.00
	Lilley, J.-ORE	1.00
	Pack-UCLA	1.00

	Doubles per game	
1.	Casas, Z.-FS	0.43
2.	Bates-WASH	0.40
3.	Rhodes, S.-ORE	0.33
	Burke, L.-ORE	0.33
5.	Warren, J.-FS	0.29

	Triples per game	
1.	Burke, L.-ORE	0.33
2.	Jordan-UCLA	0.25
3.	Warren, J.-FS	0.00
	Sherrill, S.-FS	0.00
	Gordon, C.-FS	0.00

	Homers per game	
1.	Nickles-UCLA	0.50
	Alo, Jocelyn-OU	0.50
	Pack-UCLA	0.50
4.	Mason, E.-FS	0.33
	Rhodes, S.-ORE	0.33

	RBIs per game	
1.	Pack-UCLA	1.75
2.	Mason, E.-FS	1.50
3.	Rhodes, S.-ORE	1.33
4.	Sherrill, S.-FS	1.00
	Svekis, G.-ORE	1.00

	Stolen bases per game	
1.	Morgan, D.-FS	1.00
2.	Klaevemann M-FS	0.43
3.	Burdick-WASH	0.40
4.	Rhodes, S.-ORE	0.33
5.	Harrod, C.-FS	0.29

	Walks per game	
1.	Shelnutt, A.-FS	0.86
2.	Alo, Jocelyn-OU	0.75
3.	Harrod, C.-FS	0.71
4.	Lilley, J.-ORE	0.67
5.	Hee-WASH	0.60

	Strikeouts per game	
1.	Romero, S.-OU	0.00
	Lilley, J.-ORE	0.00
	Rhodes, S.-ORE	0.00
4.	Van Zee-WASH	0.20
	Burdick-WASH	0.20

	At bats per game	
1.	Perez, K.-UCLA	4.00
2.	Van Zee-WASH	3.60
3.	Warren, J.-FS	3.57
4.	Jordan-UCLA	3.50
	Romero, S.-OU	3.50

	Plate appearances/gam	
1.	Warren, J.-FS	4.00
	Perez, K.-UCLA	4.00
	Lilley, J.-ORE	4.00
4.	Gordon, C.-FS	3.86
5.	Van Zee-WASH	3.80

The Automated ScoreBook
NCAA Pitching Leaders (as of May 24, 2019)
(All games)

Hitting minimums - 1 Games 10 AB
Pitching minimums - 1 Games 10 IP

Earned run avg

1.	King, M.-FS	0.20
2.	Parker, P.-OU	0.58
3.	Plain-WASH	0.66
4.	Garcia-UCLA	3.65
5.	Alvelo-WASH	3.87

Opposing bat avg

1.	Parker, P.-OU	.138
2.	Plain-WASH	.195
3.	King, M.-FS	.216
4.	Garcia-UCLA	.242
5.	Alvelo-WASH	.327

Innings pitched

1.	King, M.-FS	34.1
2.	Parker, P.-OU	24.0
3.	Garcia-UCLA	23.0
4.	Plain-WASH	21.1
5.	Alvelo-WASH	12.2

Batters struck out

1.	Garcia-UCLA	42
2.	King, M.-FS	32
3.	Parker, P.-OU	25
4.	Elish, M.-ORE	14
	Barnhill-UF	14

Batters SO out looking

1.	Garcia-UCLA	10
2.	Parker, P.-OU	7
3.	King, M.-FS	6
4.	Barnhill-UF	4
5.	Plain-WASH	3

Wins

1.	King, M.-FS	4
2.	Hanson, K.-FS	2
	Garcia-UCLA	2
	Plain-WASH	2
	Parker, P.-OU	2

Saves

1.	Alvelo-WASH	1
	King, M.-FS	1
	Kleist, M.-ORE	1

Appearances

1.	King, M.-FS	7
2.	Parker, P.-OU	4
	Plain-WASH	4
	Garcia-UCLA	4
	Alvelo-WASH	4

Games started

1.	King, M.-FS	5
2.	Garcia-UCLA	4
3.	Plain-WASH	3
	Parker, P.-OU	3
5.	6 tied at.....	2

Games finished

1.	King, M.-FS	2
	Alvelo-WASH	2
3.	11 tied at.....	1

Games in relief

1.	King, M.-FS	2
	Davis, C.-FS	2
	Alvelo-WASH	2
	Kleist, M.-ORE	2
5.	13 tied at.....	1

Sac bunts allowed

1.	King, M.-FS	6
2.	G. Juarez-ASU	3
3.	Parker, P.-OU	2
	Garcia-UCLA	2
5.	5 tied at.....	1

Sac flies allowed

1.	Avant-UGA	1
	Hanson, K.-FS	1
	King, M.-FS	1
	Barnhill-UF	1

Losses

1.	Barnhill-UF	2
	G. Juarez-ASU	2
	Avant-UGA	2
4.	9 tied at.....	1

Runners picked off

Wild pitches

1.	Barnhill-UF	2
2.	Alvelo-WASH	1
	Ocasio-UF	1
	Garcia-UCLA	1

Balks

Hit batters

1.	10 tied at.....	1

Intentional BB allowed

1.	Garcia-UCLA	2
	Ocasio-UF	2
3.	Azevedo-UCLA	1

Hits allowed

1.	Parker, P.-OU	11
2.	Plain-WASH	15
	Elish, M.-ORE	15
4.	G. Juarez-ASU	18
	Alvelo-WASH	18

Runs allowed

1.	Parker, P.-OU	2
2.	Plain-WASH	3
3.	King, M.-FS	7
4.	Alvelo-WASH	8
5.	Elish, M.-ORE	9

Earned runs allowed

1.	King, M.-FS	1
2.	Parker, P.-OU	2
	Plain-WASH	2
4.	Alvelo-WASH	7
5.	Elish, M.-ORE	9

Walks allowed

1.	Alvelo-WASH	2
2.	Elish, M.-ORE	3
	G. Juarez-ASU	3
	Hanson, K.-FS	3
5.	Parker, P.-OU	5

Doubles allowed

1.	King, M.-FS	1
	Parker, P.-OU	1
3.	G. Juarez-ASU	2
	Plain-WASH	2
5.	Alvelo-WASH	3

Triples allowed

1.	Elish, M.-ORE	0
	Parker, P.-OU	0
	Garcia-UCLA	0
	Plain-WASH	0
	Alvelo-WASH	0

Home runs allowed

1.	King, M.-FS	0
2.	Parker, P.-OU	1
3.	Plain-WASH	2
	Elish, M.-ORE	2
	Alvelo-WASH	2

The Automated ScoreBook
NCAA Pitching Analysis Leaders (as of May 24, 2019)
(All games)

Hitting minimums - 1 Games 10 AB
Pitching minimums - 1 Games 10 IP

	B/avg vs left	
1.	Parker, P.-OU	.111
	Plain-WASH	.111
3.	Garcia-UCLA	.243
4.	King, M.-FS	.250
5.	Alvelo-WASH	.318

	B/avg vs right	
1.	King, M.-FS	.163
2.	Parker, P.-OU	.171
3.	Plain-WASH	.240
4.	Garcia-UCLA	.241
5.	Elish, M.-ORE	.286

	B/avg vs leadoff	
1.	Parker, P.-OU	.174
2.	Plain-WASH	.250
3.	Hanson, K.-FS	.308
4.	King, M.-FS	.353
5.	Garcia-UCLA	.435

	B/avg w/2 outs	
1.	Parker, P.-OU	.148
2.	King, M.-FS	.190
3.	Plain-WASH	.200
4.	Elish, M.-ORE	.231
5.	Garcia-UCLA	.290

	B/avg w/runners	
1.	Parker, P.-OU	.067
2.	Plain-WASH	.083
3.	King, M.-FS	.185
4.	Garcia-UCLA	.205
5.	Alvelo-WASH	.276

	Fly ball outs	
1.	King, M.-FS	33
2.	Parker, P.-OU	27
3.	Garcia-UCLA	20
4.	Hanson, K.-FS	15
	Plain-WASH	15

	Ground ball outs	
1.	Plain-WASH	37
2.	King, M.-FS	35
3.	Parker, P.-OU	19
4.	Hanson, K.-FS	13
5.	Alvelo-WASH	12

	Fly/Ground outs	
1.	Garcia-UCLA	2.86
2.	Parker, P.-OU	1.42
3.	Elish, M.-ORE	1.29
4.	G. Juarez-ASU	1.20
5.	Hanson, K.-FS	1.15

	Ground/Fly outs	
1.	Plain-WASH	2.47
2.	King, M.-FS	1.06
3.	Alvelo-WASH	1.00
4.	Hanson, K.-FS	0.87
5.	G. Juarez-ASU	0.83

	Fly outs/game	
1.	Hanson, K.-FS	9.00
2.	G. Juarez-ASU	8.40
3.	Parker, P.-OU	7.88
4.	King, M.-FS	6.73
5.	Alvelo-WASH	6.63

	Ground outs/game	
1.	Plain-WASH	12.14
2.	Hanson, K.-FS	7.80
3.	King, M.-FS	7.14
4.	G. Juarez-ASU	7.00
5.	Alvelo-WASH	6.63

The Automated ScoreBook
NCAA Pitching Per-Game leaders (as of May 24, 2019)
(All games)

Hitting minimums - 1 Games 10 AB
Pitching minimums - 1 Games 10 IP

Innings per game	
1. Parker, P.-OU	6.00
2. Garcia-UCLA	5.75
3. Plain-WASH	5.33
4. G. Juarez-ASU	5.00
5. King, M.-FS	4.90

Strikeouts/game	
1. Garcia-UCLA	12.78
2. Elish, M.-ORE	9.19
3. Parker, P.-OU	7.29
4. Alvelo-WASH	7.18
5. King, M.-FS	6.52

Walks allowed/game	
1. Alvelo-WASH	1.11
2. Parker, P.-OU	1.46
3. Hanson, K.-FS	1.80
4. King, M.-FS	1.83
5. Elish, M.-ORE	1.97

Doubles allowed/game	
1. King, M.-FS	0.20
2. Parker, P.-OU	0.29
3. Plain-WASH	0.66
4. Garcia-UCLA	0.91
5. G. Juarez-ASU	1.40

Triples allowed/game	
1. Parker, P.-OU	0.00
Garcia-UCLA	0.00
Plain-WASH	0.00
Alvelo-WASH	0.00
Elish, M.-ORE	0.00

Homers allowed/game	
1. King, M.-FS	0.00
2. Parker, P.-OU	0.29
3. Plain-WASH	0.66
4. Alvelo-WASH	1.11
5. Elish, M.-ORE	1.31

Batters faced/game	
1. G. Juarez-ASU	36.40
2. Hanson, K.-FS	34.20
3. Elish, M.-ORE	32.16
4. Alvelo-WASH	32.05
5. Garcia-UCLA	31.35

Hits allowed/game	
1. Parker, P.-OU	3.21
2. Plain-WASH	4.92
3. King, M.-FS	5.50
4. Garcia-UCLA	6.70
5. Elish, M.-ORE	9.84

Runs allowed/game	
1. Parker, P.-OU	0.58
2. Plain-WASH	0.98
3. King, M.-FS	1.43
4. Garcia-UCLA	4.26
5. Alvelo-WASH	4.42

Earned runs/game	
1. King, M.-FS	0.20
2. Parker, P.-OU	0.58
3. Plain-WASH	0.66
4. Garcia-UCLA	3.65
5. Alvelo-WASH	3.87

The Automated ScoreBook
NCAA Fielding Leaders (as of May 24, 2019)
(All games)

Hitting minimums - 1 Games
Pitching minimums - 1 Games 10 IP

Fielding pct

1.	Gordon, C.-FS	1.000
	Thomas-WASH	1.000
	Shelnutt, A.-FS	1.000
	Wheaton-UF	1.000
	Knighten, S.-OU	1.000

Chances

1.	Gordon, C.-FS	48
2.	Thomas-WASH	44
3.	Shelnutt, A.-FS	41
4.	Sherrill, S.-FS	36
5.	Wodach, Lea-OU	31

Putouts

1.	Gordon, C.-FS	47
2.	Thomas-WASH	44
3.	Shelnutt, A.-FS	41
4.	Wodach, Lea-OU	27
5.	Halstead-UCLA	26

Assists

1.	Sherrill, S.-FS	20
2.	Bates-WASH	16
3.	Van Zee-WASH	14
4.	Harrod, C.-FS	12
5.	King, M.-FS	11

Fielding double plays

1.	Camuso, M.-ORE	3
	Bates-WASH	3
	Gordon, C.-FS	3
4.	6 tied at.....	2

Passed balls

1.	Pack-UCLA	1
	Helm-WASH	1
	Shelnutt, A.-FS	1
	Wodach, Lea-OU	1

Catchers interference

Steal attempts against

1.	Helm-WASH	7
2.	Plain-WASH	6
3.	4 tied at.....	4

Stolen bases against

1.	Helm-WASH	6
2.	Plain-WASH	5
3.	Avant-UGA	4
	O'Neal-UGA	4
5.	3 tied at.....	3

Caught stealing by

1.	10 tied at....	1

Errors

1.	Harrod, C.-FS	3
2.	6 tied at.....	2

The Automated ScoreBook
NCAA Batting Leaders (as of May 19, 2019)
(All games)

Hitting minimums - 1 Games 10 AB
Pitching minimums - 1 Games 10 IP

Batting avg	
1. Oregon	.294
2. UCLA	.284
3. Florida State	.282
4. Georgia	.255
5. Washington	.252

Slugging pct	
1. Florida State	.505
2. Florida	.500
3. UCLA	.486
4. Georgia	.447
5. Oregon	.424

On base pct	
1. Florida State	.364
2. Florida	.357
3. Oregon	.355
4. Georgia	.327
5. UCLA	.322

Runs scored	
1. Florida State	39
2. UCLA	20
3. Florida	16
4. Washington	14
Oregon	14

Hits	
1. Florida State	53
2. Washington	32
3. UCLA	31
4. Oregon	25
5. Oklahoma	22

Runs batted in	
1. Florida State	37
2. UCLA	19
3. Florida	15
4. Washington	13
Oregon	13

Doubles	
1. Florida State	12
2. Washington	4
3. Oregon	3
4. UCLA	2
5. 3 tied at	1

Triples	
1. UCLA	1
Oregon	1
Georgia	1

Home runs	
1. Florida State	10
2. Florida	6
UCLA	6
4. 4 tied attate	2

Total bases	
1. Florida State	95
2. UCLA	53
3. Washington	39
4. Oregon	36
5. Florida	35

Total plate appearances	
1. Florida State	217
2. Washington	142
3. UCLA	120
4. Oklahoma	110
5. Oregon	95

At bats	
1. Florida State	188
2. Washington	127
3. UCLA	109
4. Oklahoma	100
5. Oregon	85

Walks	
1. Florida State	23
2. Florida	12
3. Oklahoma	7
Washington	7
Oregon	7

Hit by pitch	
1. Florida	2
Washington	2
Florida State	2
4. 4 tied at....	1

Strikeouts	
1. Florida State	52
2. UCLA	33
3. Washington	29
4. Florida	26
5. Oklahoma	23

Sac bunts	
1. Washington	5
2. Florida State	3
3. 4 tied attate	2

Sac flies	
1. UCLA	2
2. Florida State	1
Washington	1

Stolen bases	
1. Florida State	15
2. Washington	5
3. Oklahoma	2
4. Oregon	1
Georgia	1

Caught stealing	
1. Florida State	3
2. Oklahoma	1
Florida	1

Steal attempts	
1. Florida State	18
2. Washington	5
3. Oklahoma	3
4. 3 tied at	1

Grounded into DP	
1. UCLA	3
Florida State	3
3. Oklahoma	1
Washington	1

The Automated ScoreBook
NCAA Batting Analysis Leaders (as of May 19, 2019)
(All games)

Hitting minimums - 1 Games 10 AB
Pitching minimums - 1 Games 10 IP

Avg vs left	
1. Oregon	.424
2. Oklahoma	.286
3. Washington	.255
4. UCLA	.245
5. Georgia	.200

Avg vs right	
1. Georgia	.318
2. UCLA	.317
3. Arizona State	.286
4. Florida	.282
5. Florida State	.282

Pct reach as leadoff	
1. Florida State	.500
2. Oregon	.400
3. Washington	.394
4. UCLA	.321
5. Arizona State	.286

Avg w/2 outs	
1. UCLA	.324
Oklahoma	.324
3. Oregon	.286
4. Florida	.261
5. Georgia	.250

Avg w/bases empty	
1. Florida State	.349
2. Oregon	.343
3. Georgia	.320
4. Washington	.273
5. UCLA	.262

Avg w/runners	
1. Florida	.320
2. UCLA	.318
3. Oregon	.260
4. Washington	.230
5. Florida State	.229

Avg w/bases loaded	
1. Florida State	.400
2. Florida	.333
3. Washington	.125
4. UCLA	.000
Oklahoma	.000

Avg w/RBI ops	
1. UCLA	.333
Florida	.333
3. Washington	.278
4. Oregon	.250
5. Florida State	.243

Pct adv runners	
1. Florida	.559
2. UCLA	.519
3. Oregon	.463
4. Washington	.420
5. Florida State	.400

Pinch hitting avg	
1. Florida	.750
2. Washington	.333
3. UCLA	.200
4. Oregon	.000
Oklahoma	.000

Pinch hit at bats	
1. Oregon	5
UCLA	5
3. Florida	4
4. Washington	3
5. 2 tied at....	2

Pinch hits	
1. Florida	3
2. UCLA	1
Washington	1

2-out RBIs	
1. Florida State	17
2. UCLA	11
3. Oregon	5
Arizona State	5
5. 2 tied attate	3

Runners advanced	
1. Florida State	13
2. Washington	10
3. Oregon	8
UCLA	8
5. Oklahoma	5

Runners left on base	
1. Florida State	40
2. Washington	29
3. Oklahoma	25
4. Oregon	21
5. UCLA	19

Fly outs	
1. Florida State	47
2. Washington	27
3. Oklahoma	26
4. UCLA	21
5. 2 tied at	19

Ground outs	
1. Washington	40
2. Florida State	33
3. Oklahoma	31
4. Oregon	30
5. UCLA	24

Fly outs/Ground outs	
1. Arizona State	2.71
2. Florida State	1.42
3. Florida	1.33
4. Georgia	1.00
5. UCLA	0.88

Ground outs/Fly outs	
1. Oregon	1.58
2. Washington	1.48
3. Oklahoma	1.19
4. UCLA	1.14
5. Georgia	1.00

The Automated ScoreBook
NCAA Batting Per-Game Leaders (as of May 19, 2019)
(All games)

Hitting minimums - 1 Games 10 AB
Pitching minimums - 1 Games 10 IP

Hits per game	
1. Oregon	8.33
2. UCLA	7.75
3. Florida State	7.57
4. Washington	6.40
5. Georgia	6.00

Runs scored per game	
1. Florida State	5.57
2. Florida	5.33
3. UCLA	5.00
4. Oregon	4.67
5. Arizona State	3.00

Doubles per game	
1. Florida State	1.71
2. Oregon	1.00
3. Washington	0.80
4. UCLA	0.50
Georgia	0.50

Triples per game	
1. Georgia	0.50
2. Oregon	0.33
3. UCLA	0.25
4. Florida State	0.00
Washington	0.00

Homers per game	
1. Florida	2.00
2. UCLA	1.50
3. Florida State	1.43
4. Arizona State	1.00
Georgia	1.00

RBIs per game	
1. Florida State	5.29
2. Florida	5.00
3. UCLA	4.75
4. Oregon	4.33
5. Arizona State	3.00

Stolen bases per game	
1. Florida State	2.14
2. Washington	1.00
3. Oklahoma	0.50
Georgia	0.50
5. Oregon	0.33

Walks per game	
1. Florida	4.00
2. Florida State	3.29
3. Georgia	2.50
4. Oregon	2.33
5. Arizona State	2.00

Strikeouts per game	
1. Oregon	3.67
2. Georgia	5.50
3. Oklahoma	5.75
4. Washington	5.80
5. Florida State	7.43

At bats per game	
1. Oregon	28.33
2. UCLA	27.25
3. Florida State	26.86
4. Washington	25.40
5. Oklahoma	25.00

Plate appearances/gam	
1. Oregon	31.67
2. Florida State	31.00
3. UCLA	30.00
4. Florida	28.67
5. Washington	28.40

The Automated ScoreBook
NCAA Pitching Leaders (as of May 19, 2019)
(All games)

Hitting minimums - 1 Games 10 AB
Pitching minimums - 1 Games 10 IP

	Earned run avg	
1.	Oklahoma	1.04
2.	Florida State	1.75
3.	Washington	1.85
4.	Florida	2.33
5.	UCLA	4.67

	Opposing bat avg	
1.	Florida	.194
2.	Oklahoma	.206
3.	Washington	.250
4.	Florida State	.258
5.	UCLA	.259

	Innings pitched	
1.	Florida State	48.0
2.	Washington	34.0
3.	Oklahoma	27.0
	UCLA	27.0
5.	Oregon	20.0

	Batters struck out	
1.	UCLA	45
2.	Florida State	39
3.	Oklahoma	27
	Florida	27
5.	2 tied at.	22

	Batters SO out looking	
1.	UCLA	11
2.	Oklahoma	8
3.	Florida State	6
	Florida	6
5.	Washington	5

	Wins	
1.	Florida State	6
2.	Washington	3
3.	Oklahoma	2
	UCLA	2
5.	2 tied at	1

	Losses	
1.	7 tied at....	2

	Saves	
1.	Florida State	1
	Washington	1
	Oregon	1

	Runners picked off

	Sac bunts allowed	
1.	Florida State	6
2.	Arizona State	3
	Oklahoma	3
4.	Georgia	2
	UCLA	2

	Sac flies allowed	
1.	Florida State	2
2.	Georgia	1
	Florida	1

	Hits allowed	
1.	Florida	13
2.	Georgia	15
3.	Oklahoma	20
	Arizona State	20
5.	Oregon	23

	Runs allowed	
1.	Oklahoma	5
2.	Washington	11
	Florida	11
4.	Arizona State	13
5.	Oregon	16

	Earned runs allowed	
1.	Oklahoma	4
2.	Florida	6
3.	Washington	9
4.	Arizona State	12
	Florida State	12

	Walks allowed	
1.	Arizona State	4
2.	Oklahoma	6
3.	Florida	7
	Oregon	7
5.	Washington	10

	Doubles allowed	
1.	Oklahoma	1
	Florida	1
3.	Georgia	2
	Arizona State	2
5.	Oregon	3

	Triples allowed	
1.	Oklahoma	0
	Florida	0
	Georgia	0
	UCLA	0
	Oregon	0

	Home runs allowed	
1.	Oklahoma	1
2.	Arizona State	3
	Georgia	3
	Oregon	3
5.	2 tied at....	4

	Wild pitches	
1.	Florida	3
2.	UCLA	1
	Washington	1

	Balks

	Hit batters	
1.	Georgia	2
	Arizona State	2
3.	6 tied at.	1

	Intentional BB allowed	
1.	UCLA	3
2.	Florida	2

The Automated ScoreBook
NCAA Pitching Analysis Leaders (as of May 19, 2019)
(All games)

Hitting minimums - 1 Games 10 AB
Pitching minimums - 1 Games 10 IP

B/avg vs left	
1. Florida	.108
2. Oklahoma	.179
3. Washington	.204
4. UCLA	.261
5. Florida State	.267

B/avg vs right	
1. Oregon	.211
2. Oklahoma	.244
3. Florida State	.247
4. UCLA	.258
5. Georgia	.273

B/avg vs leadoff	
1. Oklahoma	.222
Florida	.222
3. Florida State	.347
4. Washington	.353
5. Arizona State	.385

B/avg w/2 outs	
1. Oklahoma	.133
2. Oregon	.174
3. Georgia	.182
4. Florida State	.254
5. Florida	.261

B/avg w/runners	
1. Washington	.169
2. Florida	.174
3. Oklahoma	.200
4. UCLA	.231
5. Florida State	.238

Fly ball outs	
1. Florida State	49
2. Oklahoma	30
3. Washington	27
4. UCLA	23
5. Oregon	16

Ground ball outs	
1. Florida State	51
2. Washington	49
3. Oklahoma	22
4. Oregon	18
5. 2 tied at	14

Fly/Ground outs	
1. Georgia	1.88
2. UCLA	1.77
3. Oklahoma	1.36
4. Arizona State	1.00
5. Florida State	0.96

Ground/Fly outs	
1. Washington	1.81
2. Oregon	1.13
3. Florida	1.08
4. Florida State	1.04
5. Arizona State	1.00

The Automated ScoreBook
NCAA Pitching Per-Game leaders (as of May 19, 2019)
(All games)

Hitting minimums - 1 Games 10 AB
Pitching minimums - 1 Games 10 IP

Innings per game	
1. Florida State	6.86
2. Washington	6.80
3. UCLA	6.75
Oklahoma	6.75
5. Oregon	6.67

Strikeouts/game	
1. UCLA	11.67
2. Florida	10.50
3. Oregon	7.70
4. Oklahoma	7.00
5. Arizona State	5.92

Walks allowed/game	
1. Oklahoma	1.56
2. Florida State	1.75
3. Washington	2.06
4. Arizona State	2.15
5. Oregon	2.45

Doubles allowed/game	
1. Oklahoma	0.26
2. Florida	0.39
3. Florida State	0.58
4. Washington	1.03
5. Oregon	1.05

Triples allowed/game	
1. Washington	0.00
UCLA	0.00
Oklahoma	0.00
Oregon	0.00
Florida	0.00

Homers allowed/game	
1. Oklahoma	0.26
2. Florida State	0.58
3. Washington	0.82
4. Oregon	1.05
5. Arizona State	1.62

Fly outs/game	
1. Georgia	10.16
2. Oklahoma	7.78
3. Arizona State	7.54
4. Florida State	7.15
5. UCLA	5.96

Ground outs/game	
1. Washington	10.09
2. Arizona State	7.54
3. Florida State	7.44
4. Oregon	6.30
5. Oklahoma	5.70

Batters faced/game	
1. Georgia	42.68
2. Arizona State	35.00
3. UCLA	32.67
4. Oregon	31.85
5. Florida State	30.19

Hits allowed/game	
1. Florida	5.06
2. Oklahoma	5.19
3. Washington	6.79
4. Florida State	7.00
5. UCLA	7.52

Runs allowed/game	
1. Oklahoma	1.30
2. Washington	2.26
3. Florida State	2.92
4. Florida	4.28
5. Oregon	5.60

Earned runs/game	
1. Oklahoma	1.04
2. Florida State	1.75
3. Washington	1.85
4. Florida	2.33
5. UCLA	4.67

The Automated ScoreBook
NCAA Fielding Leaders (as of May 19, 2019)
(All games)

Hitting minimums - 1 Games
Pitching minimums - 1 Games 10 IP

	Fielding pct	
1.	Florida	.986
2.	Oklahoma	.972
3.	Washington	.967
4.	Arizona State	.962
5.	Florida State	.962

	Chances	
1.	Florida State	208
2.	Washington	152
3.	Oklahoma	108
4.	UCLA	99
5.	Oregon	85

	Putouts	
1.	Florida State	144
2.	Washington	102
3.	UCLA	81
	Oklahoma	81
5.	Oregon	60

	Assists	
1.	Florida State	56
2.	Washington	45
3.	Oklahoma	24
4.	Oregon	20
5.	Florida	17

	Errors	
1.	Florida State	8
2.	UCLA	6
3.	Oregon	5
	Washington	5
5.	Oklahoma	3

	Fielding double plays	
1.	Florida State	5
2.	Washington	3
	Oregon	3
4.	Georgia	1
	Florida	1

	Stolen bases against	
1.	Washington	6
2.	UCLA	4
	Georgia	4
4.	Florida State	3
5.	3 tied at....	2

	Caught stealing by	
1.	Washington	1
	UCLA	1
	Oklahoma	1
	Oregon	1
	Florida	1

	Steal attempts against	
1.	Washington	7
2.	UCLA	5
3.	Georgia	4
4.	3 tied at....	3

	Passed balls	
1.	Washington	1
	UCLA	1
	Oklahoma	1
	Florida State	1

	Catchers interference	

2018 Women's College World Series
#6 Florida State vs #5 Washington
Jun 4, 2018 at Oklahoma City, Okla. (Hall of Fame Stadium)

Florida State 1 (57-12)

Player	ab	r	h	rbi	bb	so	po	a	lob	avg
Jessie Warren 3b	4	0	2	0	0	0	2	3	0	.399
Leslie Farris pr	0	0	0	0	0	0	0	0	0	.271
Carsyn Gordon 1b	4	0	0	0	0	2	5	0	2	.300
Sydney Sherrill 2b	3	0	0	0	0	0	3	2	1	.365
Anna Shelnutt c	2	1	1	1	1	0	6	0	1	.263
Deja Bush pr	0	0	0	0	0	0	0	0	0	.500
Dani Morgan lf	2	0	1	0	1	1	3	0	0	.240
Zoe Casas rf	3	0	0	0	0	0	0	0	0	.293
Korina Rosario rf	0	0	0	0	0	0	1	0	0	.179
Cali Harrod ss	2	0	0	0	1	1	1	1	0	.243
Morgan Klaevemann cf	3	0	1	0	0	1	0	0	3	.261
Elizabeth Mason dp	3	0	0	0	0	1	0	0	0	.268
Meghan King p	0	0	0	0	0	0	0	2	0	-
Totals	26	1	5	1	3	6	21	8	7	

Washington 0 (52-9)

Player	ab	r	h	rbi	bb	so	po	a	lob	avg
Van Zee, Taylor 3b	4	0	1	0	0	0	3	2	1	.373
Bates, Sis ss	1	0	0	0	0	0	2	3	0	.391
DePonte, Julia lf	3	0	0	0	0	1	4	0	1	.320
Thomas, Kirstyn 1b	3	0	0	0	0	1	4	0	3	.325
Hee, Noelle dp	3	0	0	0	0	2	0	0	0	.262
Helm, Emma c	1	0	0	0	2	1	7	0	0	.208
Gibson, Kaija pr	0	0	0	0	0	0	0	0	0	.154
Atlee, Taryn 2b	3	0	1	0	0	0	1	0	1	.248
Melhart, Trysten rf	3	0	1	0	0	1	0	0	1	.327
Burdick, Kelly cf	2	0	2	0	0	0	0	0	0	.376
Plain, Gabbie p	0	0	0	0	0	0	0	0	0	-
Totals	23	0	5	0	2	6	21	5	7	

Score by Innings	1	2	3	4	5	6	7	R	H	E
Florida State	0	0	0	0	0	1	0	1	5	0
Washington	0	0	0	0	0	0	0	0	5	2

E - Bates(4); Helm(3). DP - FS 1; WASH 1. LOB - FS 7; WASH 7. 2B - Warren, J. 2(14). HR - Shelnutt, A.(6). HBP - Bates. SH - Bates(8); Burdick(6). SB - Bush, D.(16); Morgan, D.(15); Klaevemann M(15); Van Zee(5); Burdick(23).

Florida State	ip	h	r	er	bb	so	ab	bf	np	era
Meghan King	7.0	5	0	0	2	6	23	28	112	1.13

Washington	ip	h	r	er	bb	so	ab	bf	np	era
Plain, Gabbie	7.0	5	1	1	3	6	26	29	122	0.98

Win - King, M. (25-6). Loss - Plain (22-5). Save - None.
HBP - by King, M. (Bates). Pitches/strikes: King, M. 112/69; Plain 122/74.

Umpires - HP: Terry Holt 1B: Erin Peterson 3B: Chris Nabors
Start: 6:07 pm Time: 2:30 Attendance: 8152
Weather: 82F, Partly Sunny, N 5mph

2018 Women's College World Series
#6 Florida State vs #5 Washington
Jun 4, 2018 at Oklahoma City, Okla. (Hall of Fame Stadium)

Score by Innings	1	2	3	4	5	6	7	R	H	E
Florida State	0	0	0	0	0	1	0	1	5	0
Washington	0	0	0	0	0	0	0	0	5	2

Florida State starters: 30/3b Warren, J.; 12/1b Gordon, C.; 24/2b Sherrill, S.; 13/c Shelnutt, A.; 1/lf Morgan, D.; 6/rf Casas, Z.; 10/ss Harrod, C.; 2/cf Klaevemann M; 5/dp Mason, E.; 48/p King, M.; Washington starters: 3/3b Van Zee; 22/ss Bates; 4/lf DePonte; 25/1b Thomas; 31/dp Hee; 24/c Helm; 7/2b Atlee; 2/rf Melhart; 21/cf Burdick; 16/p Plain;

Florida State 1st - Warren, J. fouled out to 3b (0-1 F). Gordon, C. grounded out to ss (2-1 BKB). Sherrill, S. reached on a fielding error by ss (1-0 B). Shelnutt, A. grounded out to 3b (0-0). 0 runs, 0 hits, 1 error, 1 LOB.

Washington 1st - Van Zee grounded out to p (2-2 BFFB). Bates grounded out to ss (2-0 BB). DePonte lined out to 3b (3-2 KKBBFFB). 0 runs, 0 hits, 0 errors, 0 LOB.

Florida State 2nd - Morgan, D. struck out swinging (0-2 KFFFS). Casas, Z. flied out to lf (1-1 BK). Harrod, C. struck out swinging (3-2 BBKBKFFS). 0 runs, 0 hits, 0 errors, 0 LOB.

Washington 2nd - Thomas popped up to ss (1-2 SKB). Hee struck out swinging (2-2 KBBKS). Helm walked (3-2 KBSBBB). Atlee flied out to lf (1-2 KFBF). 0 runs, 0 hits, 0 errors, 1 LOB.

Florida State 3rd - Klaevemann M singled down the lf line (1-2 BKF). Klaevemann M stole second, advanced to third on a throwing error by c. Mason, E. popped up to 3b (1-2 SBF). Warren, J. popped up to 3b (0-0). Gordon, C. struck out swinging (0-2 KKS). 0 runs, 1 hit, 1 error, 1 LOB.

Washington 3rd - Melhart singled to shortstop (1-1 FB). Burdick out at first 3b to 2b, SAC, bunt (1-0 B); Melhart advanced to second. Van Zee singled up the middle (0-0); Melhart advanced to third. Van Zee stole second. Bates hit by pitch (1-2 KSFB). DePonte struck out swinging (1-2 FKBFS). Thomas struck out swinging (0-2 KFS). 0 runs, 2 hits, 0 errors, 3 LOB.

Florida State 4th - Sherrill, S. lined out to lf (2-1 FBB). Shelnutt, A. walked (3-0 BBBB). Bush, D. pinch ran for Shelnutt, A.. Bush, D. stole second. Morgan, D. walked (3-1 BBBKB). Casas, Z. flied out to lf (0-1 K). Harrod, C. walked (3-2 BKBFFBFB); Morgan, D. advanced to second; Bush, D. advanced to third. Klaevemann M reached on a fielder's choice to shortstop (3-2 BSBKB); Harrod, C. advanced to second; Morgan, D. out at second ss unassisted. 0 runs, 0 hits, 0 errors, 3 LOB.

Washington 4th - Shelnutt, A. to c for Bush, D.. Hee struck out looking (2-2 BFBSK). Helm walked (3-2 BFBKBB). Gibson pinch ran for Helm. Atlee fouled out to lf (3-2 BKBFB). Melhart struck out swinging (0-2 SSS). 0 runs, 0 hits, 0 errors, 1 LOB.

Florida State 5th - Helm to c for Gibson. Mason, E. grounded out to 3b (1-2 SKB). Warren, J. doubled to left center (1-2 BKF). Gordon, C. grounded out to ss (3-1 BBKB); Warren, J. advanced to third. Sherrill, S. fouled out to lf (1-2 BFF). 0 runs, 1 hit, 0 errors, 1 LOB.

Washington 5th - Burdick singled up the middle (1-1 BS). Van Zee lined out to lf (2-0 BB). Burdick stole second. Bates out at first 3b to 2b, SAC, bunt (1-1 BK); Burdick advanced to third. DePonte grounded out to 2b (2-0 BB). 0 runs, 1 hit, 0 errors, 1 LOB.

Florida State 6th - Shelnutt, A. homered to left center, RBI (3-1 BBBK). Morgan, D. singled through the right side (3-2 BBBKK). Casas, Z. grounded out to c unassisted (0-2 FF). Morgan, D. stole second. Harrod, C. popped into double play ss to 2b (2-1 BSB); Morgan, D. out on the play. 1 run, 2 hits, 0 errors, 0 LOB.

Washington 6th - Rosario, K. to rf for Casas, Z.. Thomas grounded out to 2b (0-1 K). Hee lined out to rf (1-0 B). Helm struck out swinging (1-2 KFBS). 0 runs, 0 hits, 0 errors, 0 LOB.

Florida State 7th - Klaevemann M struck out looking (2-2 BKFBK). Mason, E. struck out swinging (2-2 FKFBBS). Warren, J. doubled down the lf line (2-2 BFBF). Farris, L. pinch ran for Warren, J.. Gordon, C. struck out looking (2-2 SBSBK). 0 runs, 1 hit, 0 errors, 1 LOB.

Washington 7th - Warren, J. to 3b for Farris, L.. Atlee singled up the middle (2-2 BKKFB). Melhart popped into double play 3b to 2b, bunt (0-1 S); Atlee out on the play. Burdick singled through the left side (1-0 B). Van Zee grounded out to p (3-2 BSFBBF). 0 runs, 2 hits, 0 errors, 1 LOB.

2018 Women's College World Series
#5 Washington vs #6 Florida State
Jun 5, 2018 at Oklahoma City, Okla. (Hall of Fame Stadium)

Washington 3 (52-10)

Player	ab	r	h	rbi	bb	so	po	a	lob	avg
Van Zee, Taylor 3b	4	1	1	0	0	0	0	1	0	.370
Bates, Sis ss	2	1	0	0	0	0	2	3	0	.385
DePonte, Julia lf	3	1	1	0	0	1	2	0	0	.326
Hee, Noelle dp	2	0	1	1	0	0	0	0	0	.276
Gibson, Kaija pr	0	0	0	0	0	0	0	0	0	.154
Atlee, Taryn 2b	3	0	0	1	0	1	0	2	0	.236
Helm, Emma c	3	0	1	0	0	0	5	1	0	.215
Milloy, Amirah pr	0	0	0	0	0	0	0	0	0	.315
Thomas, Kirstyn 1b	3	0	1	0	0	1	8	0	1	.330
Melhart, Trysten rf	3	0	0	0	0	1	0	0	0	.308
Burdick, Kelly cf	3	0	0	0	0	0	1	0	3	.353
Alvelo, Taran p	0	0	0	0	0	0	0	0	0	-
Plain, Gabbie p	0	0	0	0	0	0	0	0	0	-
Totals	26	3	5	2	0	4	18	7	4	

Florida State 8 (58-12)

Player	ab	r	h	rbi	bb	so	po	a	lob	avg
Jessie Warren 3b	4	2	3	2	0	0	1	1	0	.412
Carsyn Gordon 1b	4	0	1	0	0	1	11	0	1	.304
Sydney Sherrill 2b	3	0	1	0	0	1	0	5	0	.369
Anna Shelnutt c	3	1	1	2	0	0	4	0	0	.263
Dani Morgan lf	2	0	0	0	1	1	0	0	0	.228
Zoe Casas rf	3	1	1	0	0	1	2	0	1	.299
Korina Rosario rf	0	0	0	0	0	0	0	0	0	.179
Cali Harrod ss	2	1	0	0	1	0	1	3	1	.240
Morgan Klaevemann cf	1	1	0	0	1	0	2	0	0	.254
Elizabeth Mason dp	3	2	2	3	0	1	0	0	0	.289
Meghan King p	0	0	0	0	0	0	0	3	0	-
Totals	25	8	9	7	3	5	21	12	3	

Score by Innings	1	2	3	4	5	6	7	R	H	E
Washington	3	0	0	0	0	0	0	3	5	2
Florida State	2	3	0	3	0	0	X	8	9	2

E - Melhart(3); Burdick(1); Warren, J.(10); King, M.(4). DP - WASH 1. LOB - WASH 4; FS 3. 2B - DePonte(11); Sherrill, S.(29); Casas, Z.(13). HR - Warren, J.(21); Shelnutt, A.(7); Mason, E.(7). HBP - Klaevemann M. SH - Bates(9). SF - Hee(1). SB - Morgan, D.(16); Klaevemann M 2(17). CS - Gordon, C.(5).

Washington	ip	h	r	er	bb	so	ab	bf	np	era
Alvelo, Taran	3.1	7	7	6	1	4	16	18	75	1.50
Plain, Gabbie	2.2	2	1	1	2	1	9	11	59	1.04

Florida State	ip	h	r	er	bb	so	ab	bf	np	era
Meghan King	7.0	5	3	1	0	4	26	28	87	1.16

Win - King, M. (26-6). Loss - Alvelo (23-5). Save - None.
HBP - by Alvelo (Klaevemann M). PB - Shelnutt, A.(4). Pitches/strikes: Alvelo 75/49; Plain 59/35; King, M. 87/61.

Umpires - HP: Tracy Hart 1B: Scott Mair 3B: Naomi Erdahl
Start: 7:06 pm Time: 2:18 Attendance: 8123
Weather: 92F, Mostly Sunny, N 7mph

2018 Women's College World Series
#5 Washington vs #6 Florida State
Jun 5, 2018 at Oklahoma City, Okla. (Hall of Fame Stadium)

Score by Innings	1	2	3	4	5	6	7	R	H	E
Washington	3	0	0	0	0	0	0	3	5	2
Florida State	2	3	0	3	0	0	X	8	9	2

Washington starters: 3/3b Van Zee; 22/ss Bates; 4/lf DePonte; 31/dp Hee; 7/2b Atlee; 24/c Helm; 25/1b Thomas; 2/rf Melhart; 21/cf Burdick; 14/p Alvelo;
Florida State starters: 30/3b Warren, J.; 12/1b Gordon, C.; 24/2b Sherrill, S.; 13/c Shelnutt, A.; 1/lf Morgan, D.; 6/rf Casas, Z.; 10/ss Harrod, C.; 2/cf Klaevemann M; 5/dp Mason, E.; 48/p King, M.;

Washington 1st - Van Zee singled to center field (0-0). Van Zee advanced to second on a passed ball. Bates reached on a throwing error by 3b, SAC, bunt, advanced to second on the error (1-0 B); Van Zee scored. DePonte doubled to center field (3-1 BBFB); Bates advanced to third. Hee flied out to rf, SF, RBI (0-0); DePonte advanced to third; Bates scored, unearned. Atlee grounded out to ss, RBI (0-0); DePonte scored, unearned. Helm out at first p to 2b to 1b (3-2 BKBFB). 3 runs, 2 hits, 1 error, 0 LOB.

Florida State 1st - Warren, J. singled to left field (2-1 KBB). Gordon, C. struck out swinging (0-2 SSS). Sherrill, S. struck out swinging (1-2 KKBS). Shelnutt, A. homered to center field, 2 RBI (2-2 BKSB); Warren, J. scored. Morgan, D. grounded out to 3b (1-0 B). 2 runs, 2 hits, 0 errors, 0 LOB.

Washington 2nd - Thomas struck out looking (0-2 SFK). Melhart struck out looking (2-2 FBBSK). Burdick grounded out to 2b (0-0). 0 runs, 0 hits, 0 errors, 0 LOB.

Florida State 2nd - Casas, Z. doubled to left center (1-2 BKFF). Harrod, C. walked (3-2 BBBKKB). Klaevemann M popped up to 1b, bunt (1-0 B). Mason, E. singled to right field, advanced to third on a fielding error by rf, RBI (1-1 KB); Harrod, C. scored; Casas, Z. scored. Warren, J. singled through the left side, RBI (1-2 BFFF); Mason, E. scored, unearned. Gordon, C. grounded into double play ss to 1b (0-2 KK); Warren, J. out on the play. 3 runs, 3 hits, 1 error, 0 LOB.

Washington 3rd - Van Zee grounded out to ss (2-1 BKB). Bates flied out to cf (0-1 K). DePonte out at first p to 2b to 1b (1-0 B). 0 runs, 0 hits, 0 errors, 0 LOB.

Florida State 3rd - Sherrill, S. doubled to left center (1-1 FB). Shelnutt, A. flied out to lf (2-2 BFBS). Morgan, D. struck out swinging (0-2 SSS). Casas, Z. struck out looking (1-2 KFBK). 0 runs, 1 hit, 0 errors, 1 LOB.

Washington 4th - Hee lined out to rf (1-2 SBSF). Atlee struck out swinging (2-2 BKBSS). Helm singled down the lf line (2-1 BBK). Thomas singled down the lf line (0-0); Helm advanced to second. Milloy pinch ran for Helm. Melhart reached on a fielding error by p (0-1 K); Thomas advanced to second; Milloy advanced to third. Burdick grounded out to 2b (1-1 BS). 0 runs, 2 hits, 1 error, 3 LOB.

Florida State 4th - Helm to c for Milloy. Harrod, C. grounded out to ss (2-1 KBB). Klaevemann M hit by pitch (3-2 BKFBBF). Klaevemann M stole second, advanced to third on a fielding error by cf. Mason, E. homered to center field, 2 RBI (2-2 SBKFBF); Klaevemann M scored. Plain to p for Alvelo. Warren, J. homered to center field, RBI (3-2 BBBFF). Gordon, C. singled to right field (1-2 KBKFF). Gordon, C. out at second c to ss, caught stealing. Sherrill, S. grounded out to 2b (1-2 FBSF). 3 runs, 3 hits, 1 error, 0 LOB.

Washington 5th - Van Zee popped up to 3b (0-0). Bates grounded out to 1b unassisted (0-1 K). DePonte struck out swinging (3-2 BFBBFS). 0 runs, 0 hits, 0 errors, 0 LOB.

Florida State 5th - Shelnutt, A. flied out to lf (1-2 BFFF). Morgan, D. walked (3-1 BKBBB). Morgan, D. stole second. Casas, Z. grounded out to 1b unassisted (1-2 BKSF); Morgan, D. advanced to third. Harrod, C. grounded out to 2b (3-2 BBKFB). 0 runs, 0 hits, 0 errors, 1 LOB.

Washington 6th - Rosario, K. to rf for Casas, Z.. Hee singled to left center (3-1 BBBK). Gibson pinch ran for Hee. Atlee lined out to ss (0-2 KFF). Helm flied out to cf (2-2 BKBKF). Thomas grounded out to 2b (0-0). 0 runs, 1 hit, 0 errors, 1 LOB.

Florida State 6th - Klaevemann M walked (3-2 BBBKKB). Klaevemann M stole second. Mason, E. struck out looking (2-2 BBKKFFK). Warren, J. flied out to cf (1-0 B); Klaevemann M advanced to third. Gordon, C. grounded out to ss (3-2 BKBKB). 0 runs, 0 hits, 0 errors, 1 LOB.

Washington 7th - Melhart grounded out to 3b (0-1 K). Burdick grounded out to ss (0-2 KS). Van Zee grounded out to p (0-2 SK). 0 runs, 0 hits, 0 errors, 0 LOB.

2019 NCAA Women's College World Series

3 Washington*
Game 1
11 a.m., Thurs., May 30
ESPN
6 Arizona

Arizona*, 3-1 (8 inn.)
Game 5
6 p.m., Fri., May 31
ESPN
UCLA, 7-2

7 Minnesota
Game 2
1:30 p.m., Thurs. May 30
ESPN
2 UCLA*

UCLA*, 6-2
Game 11
Noon, Sun., June 2
ESPN
6 p.m., Sun., June 2
ESPN2
UCLA, 3-0

Washington
Game 7
11 a.m., Sat., June 1
ESPN
*Minnesota

Washington*, 5-3
Game 9
6 p.m., Sat., June 1
ESPN
Oklahoma St.

Washington, 1-0

Champ. Finals (Best 2-of-3)
June 3, Game 1: UCLA 16, Oklahoma 3
June 4, Game 2: UCLA 5, Oklahoma 4
June 5, Game 3: ESPN, 7:30 p.m.

UCLA
Champion

5 Florida*
Game 3
6 p.m., Thurs., May 30
ESPN2
13 Oklahoma St.

Oklahoma St.*, 2-1
Game 6
8:30 p.m., Fri., May 31
ESPN
Oklahoma, 3-2

8 Alabama
Game 4
8:30 p.m., Thurs., May 30
ESPN2
1 Oklahoma*

Oklahoma, 6-1
Game 12
2:30 p.m., Sun., June 2
ESPN
Oklahoma*, 7-3

Alabama, 1-0
Game 13 (if nec.)
8:30 p.m., Sun., June 2
ESPN2

Florida
Game 8
1:30 p.m., Sat., June 1
ESPN
Alabama*

Alabama, 15-3 (5 inn.)
Game 10
8:30 p.m., Sat., June 1
ESPN
Arizona*

Alabama*, 2-0

***Home**

ALL TIMES LISTED ARE LOCAL (CENTRAL TIME)

*Denotes home team

All broadcasts also available on the ESPN app.

All game played at ASA Hall of Fame Stadium in Oklahoma City, Oklahoma.

Bracket Notes:

1. If the winner of Game 9 defeats the winner of Game 5, the Game 13 is necessary.
2. If the winner of Game 10 defeats the winner of Game 6, then Game 14 is necessary.
3. **If only 1 if necessary game is needed, it will be played at 6 p.m. on Sunday.**

***The NCAA Division I Softball Committee reserves the right to revise the schedule (i.e., game times) in the event weather conditions and/or media/television commitments require such adjustments.

Visit NCAA.com/broadcast and click on the NCAA TV and NCAA.com Broadcast Schedule link for the most current air dates, game times and networks.

2019 Team Rosters

NCAA® Women's College World Series®

Alabama Crimson Tide

No.	Name	Pos.
00	Maddie Morgan	IF
1	Elissa Brown	OF
2	Skylar Wallace	IF
5	Kyra Lockhart	IF
6	Kloyee Anderson	OF
7	Merris Schroder	OF
8	KB Sides	OF
9	Taylor Clark	IF
10	Kayla Davis	OF
12	Kaylee Tow	OF
14	Montana Fouts	RHP
16	Bailey Hemphill	UT
20	Sarah Cornell	RHP
21	Courtney Gettins	RHP
24	Madison Preston	LHP
33	Claire Jenkins	IF
34	Caroline Hardy	UT
42	Krystal Goodman	RHP
54	Reagan Dykes	C

Head Coach: Patrick Murphy

Arizona Wilcats

No.	Name	Pos.
1	Dani Morgan	UT
2	Hannah Martinez	UTL
3	Ali Ashner	UTL
4	Carli Campbell	OF
5	Reyna Carranco	2B
7	Hanah Bowen	P/INF
8	Dejah Mulipola	C
9	Taryn Young	OF
11	Hillary Edior	C/UTL
12	Ivy Davis	UTL
15	Izzy Pacho	C/INF
17	Malia Martinez	3B
18	Taylor McQuillin	P
19	Jessie Harper	SS
21	Riley Kuderca	OF
22	Alyssa Denham	P
23	Vanessa Foreman	P
24	Gina Snyder	P
32	Alyssa Palomino-Cardoza	1B/OF
33	Joelle Krist	1B
36	Rylee Pierce	C/INF
44	Jenna Kean	OF
71	Marissa Schuld	P/OF
88	Tamara Statman	P/DP

Head Coach: Mike Candrea

Florida Gators

No.	Name	Pos.
00	Alex Voss	OF
1	Hannah Adams	INF
2	Cheyenne Lindsey	UT
6	Josie Page	UT
7	Jade Caraway	OF
8	Hannah Sipos	INF
9	Jaimie Hoover	OF
10	Natalie Lugo	RHP
11	Kelly Barnhill	RHP
12	Odalys Cordova	INF
14	Jordan Roberts	C
15	Danielle Romanello	C
18	Amanda Lorenz	OF
20	Theresa Swertfager	UT
22	Elizabeth Hightower	RHP
23	Danni Farley	RHP
26	Haven Sampson	OF
32	Kendyl Lindaman	C
46	Bryn Thomas	UT
47	Lily Mann	OF
56	Katie Chronister	LHP
74	Sophia Reynoso	SS
81	Amanda Beane	UT
99	Jordan Matthews	UT

Head Coach: Tim Walton

Minnesota Gophers

No.	Name	Pos.
3	MaKenna Partain	INF
4	Carlie Brandt	UT
5	Emma Burns	C/UT
6	Rachel Lowary	P/UT
8	Macy Gill	UT
9	Hope Brandner	INF
10	Katelyn Kemmetmueller	UT
11	Anne Miller	C/UT
12	Sydney Smith	RHP
13	Amber Fiser	RHP
16	Allie Arneson	INF
18	Ellee Jensen	OF
20	Maddie Houlihan	OF
21	Kaylen Krueger	INF/UT
22	Taylor Chell	OF
31	Natalie DenHartog	UT
39	Emily Hansen	INF/OF
44	Josey White	INF
67	Ali Lindner	OF
70	Hannah Bailey	RHP

Head Coach: Jamie Trachsel

Oklahoma Sooners

No.	Name	Pos.
1	Kinsey Koeltzow	C
2	Sydney Romero	INF
3	Grace Lyons	INF
4	Shannon Saile	RHP
7	Alexa Schultz	OF
11	Nicole Mendes	UTL
15	Eliyah Flores	UTL
17	Shay Knighten	INF
20	Caleigh Clifton	INF
21	Grace Green	UTL
22	Lynnsie Elam	C
24	Raegan Rogers	OF
27	Kylie Lundberg	OF
33	Sami Skelly	INF
34	Falepolima Aviu	OF
42	Mariah Lopez	RHP
45	Giselle Juarez	LHP
63	Brooke Vestal	RHP
73	Parker Conrad	RHP
78	Jocelyn Alo	UTL
99	Audrie LaVelly	OF

Head Coach: Patty Gasso

Oklahoma St. Cowgirls

No.	Name	Pos.
3	Samantha Show	P
4	Taylor Tuck	UTL
5	Kiley Naomi	IF
6	Taylor Lynch	UTL
7	Rylee Bayless	OF
8	Mady Lohman	IF
9	Chyenne Factor	OF
10	Madi Sue Montgomery	INF
11	Samantha Clakley	P
13	Raquel Dominguez	C
15	Sydney Springfield	IF
17	Elise LeBeouf	OF
21	Sydney Pennington	IF
22	Mackenzie Thomas	C
25	Mallory Goodman	OF
27	Gabby Sprang	P
28	Kelly Maxwell	P
32	Michaela Richbourg	IF
34	Logan Simunek	P
40	Shalee Brantley	UTL
55	Chelsea Alexander	OF
77	Lauren Heintzelman	IF

Head Coach: Kenny Gajewski

UCLA Bruins

No.	Name	Pos.
00	Rachel Garcia	P
3	Briana Perez	IF
4	Holly Azevedo	P
5	Julie Rodriguez	OF
8	Megan Faraimo	P
10	Malia Quarles	IF
11	Zia Norris	OF
12	Stevie Wisz	OF
14	Kelli Godin	UTL
19	Colleen Sullivan	C/1B
20	Anna Vines	UTL
21	Taylor Pack	C
22	Danae Blodgett	OF
23	Aaliyah Jordan	OF
24	Shea Moreno	C/INF
25	Paige Halstead	C
27	Jacqui Prober	OF
32	Alana Snow	OF
33	Brianna Tautalafua	IF
37	Kinsley Washington	IF
46	Zoe Shaw	UT
48	Bubba Nickles	UT
52	Maddie Skibitzki	C

Head Coach: Kelly Inouye-Perez

Washington Huskies

No.	Name	Pos.
1	Ari Quiñones	UTL
2	Megan Vandegrift	INF
5	Nawai Kaupe	UTL
6	Livy Schiele	OF
7	Taryn Atlee	INF
9	Madison Huskey	OF
10	Sami Reynolds	OF
11	Brittany Werre	INF
13	Francesca Torraca	OF
14	Taran Alvelo	P
16	Gabbie Plain	P
18	Rachel Ogasawara	C
19	Morgan Allen	C/UTL
20	Mac Schulz	P
21	SilentRain Espinoza	INF
22	Sis Bates	INF
24	Emma Helm	C
28	Pat Moore	P
31	Noelle Hee	INF
32	Kaija Gibson	UTL
36	Amirah Milloy	OF
47	Morganne Flores	C/INF

Head Coach: Heather Tarr

The Automated ScoreBook
NCAA Batting Leaders (as of Apr 14, 2020)
(All games)

Hitting minimums - 1 Games 10 AB
Pitching minimums - 1 Games 10 IP

	Batting avg	
1.	Jordan-UCLA19	.571
2.	Washington-UCLA19	.471
3.	Milloy, A.-WASH19	.455
4.	Reynolds, S.-WASH19	.438
5.	Bates, S.-WASH19	.400
	Martinez, M-ARIZ19	.400
7.	Brown-ALA19	.364
8.	Hemphill-ALA19	.357
9.	Romero, S.-OKLA19	.350
	Nickles-UCLA19	.350

	Slugging pct	
1.	Jordan-UCLA19	1.286
2.	Tautalafua-UCLA19	.769
3.	Garcia-UCLA19	.733
4.	Nickles-UCLA19	.700
5.	Reynolds, S.-WASH19	.688
6.	Romero, S.-OKLA19	.650
7.	Hemphill-ALA19	.643
8.	Knighten, S.-OKLA19	.632
9.	Dykes-ALA19	.615
10.	Perez-UCLA19	.600

	On base pct	
1.	Jordan-UCLA19	.714
2.	Washington-UCLA19	.500
	Garcia-UCLA19	.500
	Milloy, A.-WASH19	.500
5.	Hemphill-ALA19	.471
6.	Reynolds, S.-WASH19	.438
	Bates, S.-WASH19	.438
8.	Romero, S.-OKLA19	.435
9.	Alo, Jocelyn-OKLA19	.429
10.	Brown-ALA19	.417

	Runs scored	
1.	Nickles-UCLA19	7
2.	Jordan-UCLA19	6
3.	Perez-UCLA19	5
	Romero, S.-OKLA19	5
5.	Washington-UCLA19	4
	Dykes-ALA19	4
7.	6 tied at.....	3

	Hits	
1.	Washington-UCLA19	8
	Jordan-UCLA19	8
3.	Romero, S.-OKLA19	7
	Nickles-UCLA19	7
	Reynolds, S.-WASH19	7
6.	Knighten, S.-OKLA19	6
	Mendes, N.-OKLA19	6
	Bates, S.-WASH19	6
9.	5 tied at.....	5

	Runs batted in	
1.	Garcia-UCLA19	8
2.	Jordan-UCLA19	6
	Alo, Jocelyn-OKLA19	6
	Hemphill-ALA19	6
5.	Perez-UCLA19	4
	Tow-ALA19	4
7.	8 tied at.....	3

	Doubles	
1.	Martinez, M-ARIZ19	2
	Clifton, C.-OKLA19	2
	Brandt-MINN19	2
	Tow-ALA19	2
5.	20 tied at.....	1

	Triples	
1.	Romero, S.-OKLA19	1
	Mendes, N.-OKLA19	1
	Lyons,Grace-OKLA19	1

	Home runs	
1.	Jordan-UCLA19	3
2.	Garcia-UCLA19	2
	Palomino-ARIZ19	2
	Perez-UCLA19	2
	Knighten, S.-OKLA19	2
	Tautalafua-UCLA19	2
	Show, S.-OKST19	2
	Nickles-UCLA19	2
9.	19 tied at.....	1

	Total bases	
1.	Jordan-UCLA19	18
2.	Nickles-UCLA19	14
3.	Romero, S.-OKLA19	13
4.	Knighten, S.-OKLA19	12
	Perez-UCLA19	12
6.	Reynolds, S.-WASH19	11
	Garcia-UCLA19	11
	Mendes, N.-OKLA19	11
9.	Tautalafua-UCLA19	10
10.	4 tied at.....	9

	Walks	
1.	Jordan-UCLA19	6
2.	Garcia-UCLA19	5
3.	Alo, Jocelyn-OKLA19	4
4.	Clifton, C.-OKLA19	3
	Green,Grace-OKLA19	3
	Jenkins-ALA19	3
	Flores, M.-WASH19	3
	Hemphill-ALA19	3
	Aviu, Fale-OKLA19	3
10.	10 tied at.....	2

	Hit by pitch	
1.	Clifton, C.-OKLA19	2
2.	15 tied at.....	1

	Sac bunts	
1.	Godin-UCLA19	2
2.	Schroder-ALA19	1
	M. Morgan-ALA19	1
	Perez-UCLA19	1
	Wallace-ALA19	1
	Montgomery-OKST19	1
	Pierce-ARIZ19	1
	Tautalafua-UCLA19	1

	Sac flies	
1.	Clifton, C.-OKLA19	1
	Pack-UCLA19	1
	Tautalafua-UCLA19	1
	Garcia-UCLA19	1

	Stolen bases	
1.	Brown-ALA19	2
2.	Clifton, C.-OKLA19	1
	Bates, S.-WASH19	1
	Atlee, T.-WASH19	1
	Lyons,Grace-OKLA19	1
	Aviu, Fale-OKLA19	1

	Total plate appearances	
1.	Romero, S.-OKLA19	23
2.	Nickles-UCLA19	22
	Clifton, C.-OKLA19	22
	Garcia-UCLA19	22
	Perez-UCLA19	22
6.	Pack-UCLA19	21
	Alo, Jocelyn-OKLA19	21
	Jordan-UCLA19	21
	Green,Grace-OKLA19	21
10.	3 tied at.....	20

	At bats	
1.	Perez-UCLA19	20
	Nickles-UCLA19	20
	Romero, S.-OKLA19	20
4.	Knighten, S.-OKLA19	19
	Mendes, N.-OKLA19	19
6.	Green,Grace-OKLA19	18
	Pack-UCLA19	18
8.	Aviu, Fale-OKLA19	17
	Washington-UCLA19	17
10.	4 tied at...	16

	Steal attempts	
1.	Brown-ALA19	2
2.	10 tied at.....	1

	Strikeouts	
1.	Sides-ALA19	8
2.	Naomi, K.-OKST19	7
	Tow-ALA19	7
	Green,Grace-OKLA19	7
5.	Helm, E.-WASH19	6
	Bayless, R.-OKST19	6
	Clifton, C.-OKLA19	6
8.	7 tied at.....	5

	Caught stealing	
1.	Anderson-ALA19	1
	Alexander, C-OKST19	1
	Campbell-ARIZ19	1
	Schroder-ALA19	1
	Reynolds, S.-WASH19	1

	Grounded into DP	
1.	Green,Grace-OKLA19	1

The Automated ScoreBook
NCAA Batting Analysis Leaders (as of Apr 14, 2020)
(All games)

Hitting minimums - 1 Games 10 AB
Pitching minimums - 1 Games 10 IP

	Avg vs left	
1.	Atlee, T.-WASH19	1.000
2.	Milloy, A.-WASH19	.667
3.	Jordan-UCLA19	.625
4.	Washington-UCLA19	.500
5.	Hemphill-ALA19	.429
	Tautalafua-UCLA19	.429
7.	Nickles-UCLA19	.364
8.	Perez-UCLA19	.333
	Garcia-UCLA19	.333
	Bates, S.-WASH19	.333

	Avg vs right	
1.	Pack-UCLA19	.500
	Reynolds, S.-WASH19	.500
	Jordan-UCLA19	.500
	Dykes-ALA19	.500
5.	Washington-UCLA19	.429
6.	Bates, S.-WASH19	.417
7.	Sides-ALA19	.400
	Brown-ALA19	.400
	Martinez, M-ARIZ19	.400
10.	Milloy, A.-WASH19	.375

	Pct reach as leadoff	
1.	Jordan-UCLA19	1.000
	Wallace-ALA19	1.000
	Brown-ALA19	1.000
	Martinez, M-ARIZ19	1.000
5.	Tautalafua-UCLA19	.600
	Jenkins-ALA19	.600
7.	Pack-UCLA19	.500
	Gibson, K.-WASH19	.500
9.	Romero, S.-OKLA19	.444
10.	Dykes-ALA19	.400

	Avg w/2 outs	
1.	Jordan-UCLA19	1.000
2.	Hemphill-ALA19	.800
3.	Brown-ALA19	.667
	Martinez, M-ARIZ19	.667
5.	Washington-UCLA19	.500
	Reynolds, S.-WASH19	.500
	Sides-ALA19	.500
	Schroder-ALA19	.500
	Milloy, A.-WASH19	.500
10.	Lyons,Grace-OKLA19	.400

	Avg w/bases empty	
1.	Lindaman-FLA19	1.000
2.	J. Roberts-FLA19	.667
3.	Reynolds, S.-WASH19	.625
4.	Lorenz-FLA19	.600
5.	Jordan-UCLA19	.571
	Martinez, M-ARIZ19	.571
7.	Show, S.-OKST19	.500
	Reynoso-FLA19	.500
	Voss-FLA19	.500
10.	Huskey, M.-WASH19	.429

	Avg w/runners	
1.	Brown-ALA19	.600
2.	Jordan-UCLA19	.571
3.	Washington-UCLA19	.556
4.	Knighten, S.-OKLA19	.500
	Bates, S.-WASH19	.500
	Hemphill-ALA19	.500
	Dykes-ALA19	.500
	Milloy, A.-WASH19	.500
9.	Garcia-UCLA19	.455
10.	Nickles-UCLA19	.400

	Avg w/bases loaded	
1.	Brandt-MINN19	1.000
2.	Perez-UCLA19	.000
	Nickles-UCLA19	.000
	Green,Grace-OKLA19	.000
	Washington-UCLA19	.000
	Clifton, C.-OKLA19	.000
	Reynolds, S.-WASH19	.000
	Alo, Jocelyn-OKLA19	.000
	Helm, E.-WASH19	.000
	Godin-UCLA19	.000

	Avg w/RBI ops	
1.	Brown-ALA19	1.000
2.	Washington-UCLA19	.600
	Hemphill-ALA19	.600
4.	Nickles-UCLA19	.500
	Knighten, S.-OKLA19	.500
6.	Bates, S.-WASH19	.400
7.	Lyons,Grace-OKLA19	.333
	Garcia-UCLA19	.333
	Sides-ALA19	.333
	Gibson, K.-WASH19	.333

	Pct adv runners	
1.	Dykes-ALA19	1.000
2.	Jordan-UCLA19	.714
3.	Godin-UCLA19	.667
4.	Hemphill-ALA19	.625
5.	Nickles-UCLA19	.600
	Knighten, S.-OKLA19	.600
	Washington-UCLA19	.600
	Brown-ALA19	.600
9.	Garcia-UCLA19	.571
	Bates, S.-WASH19	.571

	Pinch hitting avg	
1.	Rodriguez-UCLA19	1.000
2.	Lindsey-FLA19	.500
3.	Hardy-ALA19	.333
4.	Quarles-UCLA19	.250
	Lundberg, K.-OKLA19	.250
6.	Hee, N.-WASH19	.000
	Matthews-FLA19	.000
	Schiele, L.-WASH19	.000
	LaValley, A.-OKLA19	.000
	Quinones, A.-WASH19	.000

	Pinch hit at bats	
1.	Lundberg, K.-OKLA19	4
	Quarles-UCLA19	4
3.	Hardy-ALA19	3
	Hee, N.-WASH19	3
5.	Lindsey-FLA19	2
	Matthews-FLA19	2
7.	13 tied at.....	1

	Pinch hits	
1.	Rodriguez-UCLA19	1
	Quarles-UCLA19	1
	Hardy-ALA19	1
	Lindsey-FLA19	1
	Lundberg, K.-OKLA19	1

	2-out RBIs	
1.	Hemphill-ALA19	6
2.	Alo, Jocelyn-OKLA19	4
	Jordan-UCLA19	4
4.	Schroder-ALA19	3
	Garcia-UCLA19	3
6.	6 tied at.....	2

	Runners advanced	
1.	Schroder-ALA19	3
	Tautalafua-UCLA19	3
3.	Hemphill-ALA19	2
	M. Morgan-ALA19	2
	Pierce-ARIZ19	2
6.	17 tied at....	1

	Runners left on base	
1.	Green,Grace-OKLA19	10
2.	Pack-UCLA19	8
	Sullivan-UCLA19	8
	Tow-ALA19	8
5.	Garcia-UCLA19	7
	Alo, Jocelyn-OKLA19	7
	Elam, L.-OKLA19	7
8.	Bowen-ARIZ19	6
	Helm, E.-WASH19	6
10.	3 tied at.....	5

	Fly outs	
1.	M. Morgan-ALA19	9
2.	Romero, S.-OKLA19	8
	Clifton, C.-OKLA19	8
4.	Knighten, S.-OKLA19	7
	Garcia-UCLA19	7
	Flores, M.-WASH19	7
7.	5 tied at.....	6

	Ground outs	
1.	Perez-UCLA19	9
2.	Lyons,Grace-OKLA19	7
	Godin-UCLA19	7
4.	Aviu, Fale-OKLA19	6
5.	Mendes, N.-OKLA19	5
	Atlee, T.-WASH19	5
	Alo, Jocelyn-OKLA19	5
	Schroder-ALA19	5
	Partain-MINN19	5
	Sullivan-UCLA19	5

	Fly outs/Ground outs	
1.	Jordan-UCLA19	99.00
2.	Clifton, C.-OKLA19	8.00
3.	Jenkins-ALA19	6.00
4.	Tow-ALA19	5.00
	Helm, E.-WASH19	5.00
	Wallace-ALA19	5.00
7.	Garcia-UCLA19	3.50
8.	Pack-UCLA19	3.00
	M. Morgan-ALA19	3.00
10.	Romero, S.-OKLA19	2.67

	Ground outs/Fly outs	
1.	Brown-ALA19	4.00
2.	Lyons,Grace-OKLA19	3.50
3.	Reynolds, S.-WASH19	3.00
4.	Godin-UCLA19	2.33
5.	Perez-UCLA19	2.25
6.	Bates, S.-WASH19	2.00
7.	Washington-UCLA19	1.50
8.	Sullivan-UCLA19	1.25
	Atlee, T.-WASH19	1.25
10.	Mendes, N.-OKLA19	1.00

The Automated ScoreBook
NCAA Batting Per-Game Leaders (as of Apr 14, 2020)
(All games)

Hitting minimums - 1 Games 10 AB
Pitching minimums - 1 Games 10 IP

	Hits per game	
1.	Reynolds, S.-WASH19	1.75
2.	Washington-UCLA19	1.60
	Jordan-UCLA19	1.60
4.	Bates, S.-WASH19	1.50
5.	Nickles-UCLA19	1.40
6.	Martinez, M-ARIZ19	1.33
7.	Milloy, A.-WASH19	1.25
8.	Romero, S.-OKLA19	1.17
9.	Perez-UCLA19	1.00
	Knighten, S.-OKLA19	1.00

	Runs scored per game	
1.	Nickles-UCLA19	1.40
2.	Jordan-UCLA19	1.20
3.	Perez-UCLA19	1.00
4.	Romero, S.-OKLA19	0.83
5.	Washington-UCLA19	0.80
	Dykes-ALA19	0.80
7.	Sides-ALA19	0.60
	Hemphill-ALA19	0.60
	Jenkins-ALA19	0.60
10.	Mendes, N.-OKLA19	0.50

	Doubles per game	
1.	Martinez, M-ARIZ19	0.67
2.	Tow-ALA19	0.40
3.	Clifton, C.-OKLA19	0.33
4.	Reynolds, S.-WASH19	0.25
	Helm, E.-WASH19	0.25
	Atlee, T.-WASH19	0.25
	Milloy, A.-WASH19	0.25
8.	Perez-UCLA19	0.20
	Nickles-UCLA19	0.20
	Washington-UCLA19	0.20

	Triples per game	
1.	Romero, S.-OKLA19	0.17
	Mendes, N.-OKLA19	0.17
	Lyons,Grace-OKLA19	0.17
4.	Nickles-UCLA19	0.00
	Perez-UCLA19	0.00
	Knighten, S.-OKLA19	0.00
	Green,Grace-OKLA19	0.00
	Pack-UCLA19	0.00
	Washington-UCLA19	0.00
	Aviu, Fale-OKLA19	0.00

	Homers per game	
1.	Jordan-UCLA19	0.60
2.	Perez-UCLA19	0.40
	Nickles-UCLA19	0.40
	Garcia-UCLA19	0.40
	Tautalafua-UCLA19	0.40
6.	Knighten, S.-OKLA19	0.33
	Harper-ARIZ19	0.33
8.	Reynolds, S.-WASH19	0.25
	Flores, M.-WASH19	0.25
10.	Tow-ALA19	0.20

	RBIs per game	
1.	Garcia-UCLA19	1.60
2.	Hemphill-ALA19	1.20
	Jordan-UCLA19	1.20
4.	Alo, Jocelyn-OKLA19	1.00
5.	Perez-UCLA19	0.80
	Tow-ALA19	0.80
7.	Reynolds, S.-WASH19	0.75
8.	Nickles-UCLA19	0.60
	Washington-UCLA19	0.60
	Schroder-ALA19	0.60

	Stolen bases per game	
1.	Brown-ALA19	0.40
2.	Bates, S.-WASH19	0.25
	Atlee, T.-WASH19	0.25
4.	Aviu, Fale-OKLA19	0.17
	Clifton, C.-OKLA19	0.17
	Lyons,Grace-OKLA19	0.17
7.	Perez-UCLA19	0.00
	Nickles-UCLA19	0.00
	Romero, S.-OKLA19	0.00
	Knighten, S.-OKLA19	0.00

	Walks per game	
1.	Jordan-UCLA19	1.20
2.	Garcia-UCLA19	1.00
3.	Flores, M.-WASH19	0.75
4.	Alo, Jocelyn-OKLA19	0.67
5.	Hemphill-ALA19	0.60
	Jenkins-ALA19	0.60
7.	Green,Grace-OKLA19	0.50
	Aviu, Fale-OKLA19	0.50
	Clifton, C.-OKLA19	0.50
	Helm, E.-WASH19	0.50

	Strikeouts per game	
1.	M. Morgan-ALA19	0.00
	Flores, M.-WASH19	0.00
3.	Aviu, Fale-OKLA19	0.17
4.	Brown-ALA19	0.20
5.	Atlee, T.-WASH19	0.25
6.	Romero, S.-OKLA19	0.33
	Mendes, N.-OKLA19	0.33
	Knighten, S.-OKLA19	0.33
	Alo, Jocelyn-OKLA19	0.33
	Lyons,Grace-OKLA19	0.33

	At bats per game	
1.	Nickles-UCLA19	4.00
	Perez-UCLA19	4.00
	Reynolds, S.-WASH19	4.00
4.	Bates, S.-WASH19	3.75
5.	Pack-UCLA19	3.60
6.	Helm, E.-WASH19	3.50
7.	Washington-UCLA19	3.40
8.	Romero, S.-OKLA19	3.33
	Martinez, M-ARIZ19	3.33
	Harper-ARIZ19	3.33

	Plate appearances/game	
1.	Nickles-UCLA19	4.40
	Perez-UCLA19	4.40
	Garcia-UCLA19	4.40
4.	Pack-UCLA19	4.20
	Jordan-UCLA19	4.20
6.	Reynolds, S.-WASH19	4.00
	Bates, S.-WASH19	4.00
	Helm, E.-WASH19	4.00
	Atlee, T.-WASH19	4.00
	Flores, M.-WASH19	4.00

The Automated ScoreBook
NCAA Pitching Leaders (as of Apr 14, 2020)
(All games)

Hitting minimums - 1 Games 10 AB
Pitching minimums - 1 Games 10 IP

	Earned run avg	
1.	Fouts-ALA19	1.00
2.	McQuillin-ARIZ19	1.50
3.	Alvelo, T.-WASH19	1.53
4.	Garcia-UCLA19	1.75
5.	Show, S.-OKST19	2.06
6.	Plain, G.-WASH19	2.62
7.	Juarez, G.-OKLA19	2.76

	Opposing bat avg	
1.	Fouts-ALA19	.176
2.	Alvelo, T.-WASH19	.179
3.	Plain, G.-WASH19	.188
4.	McQuillin-ARIZ19	.194
5.	Garcia-UCLA19	.200
6.	Juarez, G.-OKLA19	.230
7.	Show, S.-OKST19	.275

	Innings pitched	
1.	Garcia-UCLA19	36.0
2.	Juarez, G.-OKLA19	33.0
3.	Fouts-ALA19	21.0
4.	McQuillin-ARIZ19	18.2
5.	Alvelo, T.-WASH19	18.1
6.	Show, S.-OKST19	17.0
7.	Plain, G.-WASH19	13.1

	Batters struck out	
1.	Juarez, G.-OKLA19	40
2.	Garcia-UCLA19	33
3.	Alvelo, T.-WASH19	32
4.	Fouts-ALA19	19
5.	McQuillin-ARIZ19	18
6.	Plain, G.-WASH19	17
7.	Barnhill-FLA19	9
8.	Fiser-MINN19	7
	Show, S.-OKST19	7
10.	Cornell-ALA19	6

	Batters SO out looking	
1.	Alvelo, T.-WASH19	8
	Juarez, G.-OKLA19	8
3.	Plain, G.-WASH19	4
	Garcia-UCLA19	4
5.	Barnhill-FLA19	3
	McQuillin-ARIZ19	3
7.	Fiser-MINN19	2
8.	7 tied at.....	1

	Wins	
1.	Garcia-UCLA19	5
2.	Fouts-ALA19	2
	Juarez, G.-OKLA19	2
4.	Lopez, M.-OKLA19	1
	Cornell-ALA19	1
	Plain, G.-WASH19	1
	McQuillin-ARIZ19	1
	Alvelo, T.-WASH19	1
	Show, S.-OKST19	1

	Saves	
1.	Alvelo, T.-WASH19	1

	Appearances	
1.	Juarez, G.-OKLA19	6
2.	Garcia-UCLA19	5
3.	Alvelo, T.-WASH19	4
4.	Fouts-ALA19	3
	McQuillin-ARIZ19	3
	Show, S.-OKST19	3
	Saile, S.-OKLA19	3
8.	7 tied at.....	2

	Games started	
1.	Juarez, G.-OKLA19	6
2.	Garcia-UCLA19	5
3.	Show, S.-OKST19	3
	Fouts-ALA19	3
5.	Alvelo, T.-WASH19	2
	Plain, G.-WASH19	2
	McQuillin-ARIZ19	2
	Fiser-MINN19	2
	Barnhill-FLA19	2
10.	3 tied at.....	1

	Games finished	
1.	Alvelo, T.-WASH19	2
	Smith-MINN19	2
	Saile, S.-OKLA19	2
4.	McQuillin-ARIZ19	1
	Cornell-ALA19	1
	Azevedo-UCLA19	1
	Denham-ARIZ19	1
	Mendes, N.-OKLA19	1
	Clakley, S.-OKST19	1
	Chronister-FLA19	1

	Games in relief	
1.	Saile, S.-OKLA19	3
2.	Alvelo, T.-WASH19	2
	Lopez, M.-OKLA19	2
	Smith-MINN19	2
5.	11 tied at.....	1

	Sac bunts allowed	
1.	Juarez, G.-OKLA19	6
2.	Lopez, M.-OKLA19	1
	McQuillin-ARIZ19	1
	Garcia-UCLA19	1

	Sac flies allowed	
1.	McQuillin-ARIZ19	2
2.	Fiser-MINN19	1
	Fouts-ALA19	1

	Losses	
1.	Juarez, G.-OKLA19	3
2.	Fiser-MINN19	2
	Barnhill-FLA19	2
	Show, S.-OKST19	2
	Alvelo, T.-WASH19	2
6.	Denham-ARIZ19	1
	Goodman-ALA19	1
	Fouts-ALA19	1
	McQuillin-ARIZ19	1

	Runners picked off	

	Wild pitches	
1.	Juarez, G.-OKLA19	3
2.	Hightower-FLA19	2
	Garcia-UCLA19	2
	Fiser-MINN19	2
	McQuillin-ARIZ19	2
	Show, S.-OKST19	2
	Goodman-ALA19	2
8.	Plain, G.-WASH19	1
	Barnhill-FLA19	1

	Balks	

	Hit batters	
1.	Garcia-UCLA19	4
2.	Simunek, L.-OKST19	3
	McQuillin-ARIZ19	3
4.	Barnhill-FLA19	2
5.	Goodman-ALA19	1
	Alvelo, T.-WASH19	1
	Show, S.-OKST19	1
	Juarez, G.-OKLA19	1
	Saile, S.-OKLA19	1

	Intentional BB allowed	
1.	Barnhill-FLA19	1
	Juarez, G.-OKLA19	1
	Garcia-UCLA19	1

	Hits allowed	
1.	Plain, G.-WASH19	9
2.	Alvelo, T.-WASH19	12
3.	McQuillin-ARIZ19	13
	Fouts-ALA19	13
5.	Show, S.-OKST19	19
6.	Garcia-UCLA19	27
7.	Juarez, G.-OKLA19	28

	Runs allowed	
1.	Fouts-ALA19	3
2.	Alvelo, T.-WASH19	4
3.	Show, S.-OKST19	5
	Plain, G.-WASH19	5
5.	McQuillin-ARIZ19	7
6.	Garcia-UCLA19	9
7.	Juarez, G.-OKLA19	14

	Earned runs allowed	
1.	Fouts-ALA19	3
2.	Alvelo, T.-WASH19	4
	McQuillin-ARIZ19	4
4.	Plain, G.-WASH19	5
	Show, S.-OKST19	5
6.	Garcia-UCLA19	9
7.	Juarez, G.-OKLA19	13

	Walks allowed	
1.	Show, S.-OKST19	2
	Alvelo, T.-WASH19	2
3.	Plain, G.-WASH19	6
4.	Juarez, G.-OKLA19	7
5.	Fouts-ALA19	9
	McQuillin-ARIZ19	9
7.	Garcia-UCLA19	10

	Doubles allowed	
1.	Fouts-ALA19	1
	Alvelo, T.-WASH19	1
3.	McQuillin-ARIZ19	2
4.	Show, S.-OKST19	3
	Juarez, G.-OKLA19	3
	Plain, G.-WASH19	3
7.	Garcia-UCLA19	5

	Triples allowed	
1.	Plain, G.-WASH19	0
	Alvelo, T.-WASH19	0
	McQuillin-ARIZ19	0
	Show, S.-OKST19	0
	Juarez, G.-OKLA19	0
6.	Garcia-UCLA19	1
7.	Fouts-ALA19	2

	Home runs allowed	
1.	Fouts-ALA19	0
2.	Show, S.-OKST19	1
	Plain, G.-WASH19	1
4.	McQuillin-ARIZ19	2
	Alvelo, T.-WASH19	2
6.	Garcia-UCLA19	5
7.	Juarez, G.-OKLA19	7

The Automated ScoreBook
NCAA Pitching Analysis Leaders (as of Apr 14, 2020)
(All games)

Hitting minimums - 1 Games 10 AB
Pitching minimums - 1 Games 10 IP

	B/avg vs left	
1.	Plain, G.-WASH19	.125
2.	Alvelo, T.-WASH19	.172
3.	Juarez, G.-OKLA19	.194
4.	Fouts-ALA19	.208
5.	Garcia-UCLA19	.224
6.	McQuillin-ARIZ19	.244
7.	Show, S.-OKST19	.270

	B/avg vs right	
1.	McQuillin-ARIZ19	.115
2.	Fouts-ALA19	.160
3.	Garcia-UCLA19	.182
4.	Alvelo, T.-WASH19	.184
5.	Plain, G.-WASH19	.219
6.	Juarez, G.-OKLA19	.267
7.	Show, S.-OKST19	.281

	B/avg vs leadoff	
1.	Garcia-UCLA19	.222
	Alvelo, T.-WASH19	.222
3.	Fouts-ALA19	.238
4.	McQuillin-ARIZ19	.263
5.	Plain, G.-WASH19	.286
6.	Juarez, G.-OKLA19	.353
7.	Show, S.-OKST19	.412

	B/avg w/2 outs	
1.	Garcia-UCLA19	.143
2.	McQuillin-ARIZ19	.150
3.	Fouts-ALA19	.174
4.	Show, S.-OKST19	.190
5.	Alvelo, T.-WASH19	.208
6.	Juarez, G.-OKLA19	.231
7.	Plain, G.-WASH19	.267

	B/avg w/runners	
1.	McQuillin-ARIZ19	.103
2.	Garcia-UCLA19	.113
3.	Fouts-ALA19	.147
4.	Alvelo, T.-WASH19	.167
5.	Show, S.-OKST19	.206
6.	Juarez, G.-OKLA19	.233
7.	Plain, G.-WASH19	.294

	Fly ball outs	
1.	Garcia-UCLA19	40
2.	Juarez, G.-OKLA19	30
3.	Fouts-ALA19	25
4.	McQuillin-ARIZ19	21
5.	Show, S.-OKST19	18
6.	Alvelo, T.-WASH19	13
7.	Plain, G.-WASH19	11
8.	Barnhill-FLA19	10
9.	Fiser-MINN19	9
10.	Goodman-ALA19	8

	Ground ball outs	
1.	Garcia-UCLA19	35
2.	Juarez, G.-OKLA19	27
3.	Show, S.-OKST19	25
4.	Fouts-ALA19	17
5.	McQuillin-ARIZ19	16
6.	Plain, G.-WASH19	11
	Fiser-MINN19	11
8.	Alvelo, T.-WASH19	10
9.	Lopez, M.-OKLA19	6
10.	2 tied at.....	5

	Fly/Ground outs	
1.	Fouts-ALA19	1.47
2.	McQuillin-ARIZ19	1.31
3.	Alvelo, T.-WASH19	1.30
4.	Garcia-UCLA19	1.14
5.	Juarez, G.-OKLA19	1.11
6.	Plain, G.-WASH19	1.00
7.	Show, S.-OKST19	0.72

	Ground/Fly outs	
1.	Show, S.-OKST19	1.39
2.	Plain, G.-WASH19	1.00
3.	Juarez, G.-OKLA19	0.90
4.	Garcia-UCLA19	0.88
5.	Alvelo, T.-WASH19	0.77
6.	McQuillin-ARIZ19	0.76
7.	Fouts-ALA19	0.68

	Fly outs/game	
1.	Fouts-ALA19	8.33
2.	McQuillin-ARIZ19	7.88
3.	Garcia-UCLA19	7.78
4.	Show, S.-OKST19	7.41
5.	Juarez, G.-OKLA19	6.36
6.	Plain, G.-WASH19	5.78
7.	Alvelo, T.-WASH19	4.96

	Ground outs/game	
1.	Show, S.-OKST19	10.29
2.	Garcia-UCLA19	6.81
3.	McQuillin-ARIZ19	6.00
4.	Plain, G.-WASH19	5.78
5.	Juarez, G.-OKLA19	5.73
6.	Fouts-ALA19	5.67
7.	Alvelo, T.-WASH19	3.82

The Automated ScoreBook
NCAA Pitching Per-Game leaders (as of Apr 14, 2020)
(All games)

Hitting minimums - 1 Games 10 AB
Pitching minimums - 1 Games 10 IP

Innings per game	
1. Garcia-UCLA19	7.20
2. Fouts-ALA19	7.00
3. Plain, G.-WASH19	6.67
4. McQuillin-ARIZ19	6.22
5. Show, S.-OKST19	5.67
6. Juarez, G.-OKLA19	5.50
7. Alvelo, T.-WASH19	4.58

Strikeouts/game	
1. Alvelo, T.-WASH19	12.22
2. Plain, G.-WASH19	8.93
3. Juarez, G.-OKLA19	8.48
4. McQuillin-ARIZ19	6.75
5. Garcia-UCLA19	6.42
6. Fouts-ALA19	6.33
7. Show, S.-OKST19	2.88

Walks allowed/game	
1. Alvelo, T.-WASH19	0.76
2. Show, S.-OKST19	0.82
3. Juarez, G.-OKLA19	1.48
4. Garcia-UCLA19	1.94
5. Fouts-ALA19	3.00
6. Plain, G.-WASH19	3.15
7. McQuillin-ARIZ19	3.38

Doubles allowed/game	
1. Fouts-ALA19	0.33
2. Alvelo, T.-WASH19	0.38
3. Juarez, G.-OKLA19	0.64
4. McQuillin-ARIZ19	0.75
5. Garcia-UCLA19	0.97
6. Show, S.-OKST19	1.24
7. Plain, G.-WASH19	1.58

Triples allowed/game	
1. Juarez, G.-OKLA19	0.00
McQuillin-ARIZ19	0.00
Alvelo, T.-WASH19	0.00
Show, S.-OKST19	0.00
Plain, G.-WASH19	0.00
6. Garcia-UCLA19	0.19
7. Fouts-ALA19	0.67

Homers allowed/game	
1. Fouts-ALA19	0.00
2. Show, S.-OKST19	0.41
3. Plain, G.-WASH19	0.53
4. McQuillin-ARIZ19	0.75
5. Alvelo, T.-WASH19	0.76
6. Garcia-UCLA19	0.97
7. Juarez, G.-OKLA19	1.48

Batters faced/game	
1. McQuillin-ARIZ19	30.75
2. Show, S.-OKST19	29.65
3. Garcia-UCLA19	29.17
4. Juarez, G.-OKLA19	28.85
5. Plain, G.-WASH19	28.35
6. Fouts-ALA19	28.00
7. Alvelo, T.-WASH19	26.73

Hits allowed/game	
1. Fouts-ALA19	4.33
2. Alvelo, T.-WASH19	4.58
3. Plain, G.-WASH19	4.72
4. McQuillin-ARIZ19	4.88
5. Garcia-UCLA19	5.25
6. Juarez, G.-OKLA19	5.94
7. Show, S.-OKST19	7.82

Runs allowed/game	
1. Fouts-ALA19	1.00
2. Alvelo, T.-WASH19	1.53
3. Garcia-UCLA19	1.75
4. Show, S.-OKST19	2.06
5. McQuillin-ARIZ19	2.62
Plain, G.-WASH19	2.62
7. Juarez, G.-OKLA19	2.97

Earned runs/game	
1. Fouts-ALA19	1.00
2. McQuillin-ARIZ19	1.50
3. Alvelo, T.-WASH19	1.53
4. Garcia-UCLA19	1.75
5. Show, S.-OKST19	2.06
6. Plain, G.-WASH19	2.62
7. Juarez, G.-OKLA19	2.76

The Automated ScoreBook
NCAA Fielding Leaders (as of Apr 14, 2020)
(All games)

Hitting minimums - 1 Games
Pitching minimums - 1 Games 10 IP

	Fielding pct	
1.	Elam, L.-OKLA19	1.000
	Flores, M.-WASH19	1.000
	Halstead-UCLA19	1.000
	Knighten, S.-OKLA19	1.000
	Dykes-ALA19	1.000
	Pack-UCLA19	1.000
	Mulipola-ARIZ19	1.000
	Richbourg, M-OKST19	1.000
	Gibson, K.-WASH19	1.000
	Hemphill-ALA19	1.000

	Chances	
1.	Elam, L.-OKLA19	53
2.	Flores, M.-WASH19	52
3.	Halstead-UCLA19	37
4.	Knighten, S.-OKLA19	36
5.	Dykes-ALA19	35
6.	Pack-UCLA19	33
7.	Mulipola-ARIZ19	27
8.	Richbourg, M-OKST19	25
9.	Gibson, K.-WASH19	24
10.	Hemphill-ALA19	21

	Putouts	
1.	Flores, M.-WASH19	51
2.	Elam, L.-OKLA19	49
3.	Halstead-UCLA19	35
4.	Knighten, S.-OKLA19	33
	Dykes-ALA19	33
	Pack-UCLA19	33
7.	Richbourg, M-OKST19	25
8.	Mulipola-ARIZ19	24
9.	Gibson, K.-WASH19	23
10.	Hemphill-ALA19	20

	Assists	
1.	Montgomery-OKST19	11
2.	Washington-UCLA19	10
3.	Garcia-UCLA19	9
4.	Romero, S.-OKLA19	8
	Clifton, C.-OKLA19	8
6.	Bates, S.-WASH19	7
	Atlee, T.-WASH19	7
	Lyons,Grace-OKLA19	7
	Jenkins-ALA19	7
10.	4 tied at.....	6

	Fielding double plays	
1.	Richbourg, M-OKST19	1
	Pennington-OKST19	1
	Partain-MINN19	1
	Knighten, S.-OKLA19	1
	Clifton, C.-OKLA19	1
	M. Morgan-ALA19	1
	Arneson-MINN19	1
	Hemphill-ALA19	1

	Passed balls	
1.	Elam, L.-OKLA19	1
	Halstead-UCLA19	1

	Catchers interference	

	Steal attempts against	
1.	Mulipola-ARIZ19	3
	Thomas, M.-OKST19	3
	Show, S.-OKST19	3
4.	McQuillin-ARIZ19	2
	Dykes-ALA19	2
	Fouts-ALA19	2
7.	9 tied at.....	1

	Stolen bases against	
1.	Show, S.-OKST19	2
	Thomas, M.-OKST19	2
3.	10 tied at....	1

	Caught stealing by	
1.	McQuillin-ARIZ19	2
	Mulipola-ARIZ19	2
3.	Elam, L.-OKLA19	1
	Show, S.-OKST19	1
	Fouts-ALA19	1
	Thomas, M.-OKST19	1
	Juarez, G.-OKLA19	1
	Dykes-ALA19	1

	Errors	
1.	Wallace-ALA19	2
	Romero, S.-OKLA19	2
	Tautalafua-UCLA19	2
	Harper-ARIZ19	2
	Lyons,Grace-OKLA19	2
6.	14 tied at.....	1

The Automated ScoreBook
NCAA Batting Leaders (as of Apr 14, 2020)
(All games)

Hitting minimums - 1 Games 10 AB
Pitching minimums - 1 Games 10 IP

	Batting avg	
1.	UCLA 19	.310
2.	Florida 19	.265
3.	Washington 19	.252
4.	Oklahoma 19	.238
5.	Alabama 19	.220
6.	Arizona 19	.165
7.	Minnesota 19	.163
8.	Oklahoma State 19	.129

	Slugging pct	
1.	UCLA 19	.574
2.	Florida 19	.490
3.	Oklahoma 19	.444
4.	Alabama 19	.407
5.	Arizona 19	.342
6.	Washington 19	.333
7.	Oklahoma State 19	.229
8.	Minnesota 19	.224

	On base pct	
1.	UCLA 19	.392
2.	Oklahoma 19	.328
3.	Washington 19	.324
4.	Alabama 19	.309
5.	Florida 19	.308
6.	Minnesota 19	.255
7.	Arizona 19	.233
8.	Oklahoma State 19	.164

	Runs scored	
1.	UCLA 19	37
2.	Alabama 19	23
	Oklahoma 19	23
4.	Washington 19	7
5.	Minnesota 19	5
	Arizona 19	5
7.	Florida 19	4
8.	Oklahoma State 19	3

	Hits	
1.	UCLA 19	48
2.	Oklahoma 19	38
3.	Washington 19	31
4.	Alabama 19	27
5.	Arizona 19	13
	Florida 19	13
7.	Oklahoma State 19	9
8.	Minnesota 19	8

	Runs batted in	
1.	UCLA 19	32
2.	Alabama 19	21
	Oklahoma 19	21
4.	Washington 19	6
5.	Minnesota 19	5
	Arizona 19	5
7.	Florida 19	4
8.	Oklahoma State 19	3

	Doubles	
1.	Oklahoma 19	6
2.	Alabama 19	5
	UCLA 19	5
4.	Washington 19	4
5.	Minnesota 19	3
6.	Florida 19	2
	Arizona 19	2
8.	Oklahoma State 19	1

	Triples	
1.	Oklahoma 19	3

	Home runs	
1.	UCLA 19	12
2.	Oklahoma 19	7
3.	Alabama 19	6
4.	Arizona 19	4
5.	Florida 19	3
6.	Oklahoma State 19	2
	Washington 19	2

	Total bases	
1.	UCLA 19	89
2.	Oklahoma 19	71
3.	Alabama 19	50
4.	Washington 19	41
5.	Arizona 19	27
6.	Florida 19	24
7.	Oklahoma State 19	16
8.	Minnesota 19	11

	Total plate appearances	
1.	UCLA 19	185
2.	Oklahoma 19	183
3.	Alabama 19	142
4.	Washington 19	136
5.	Arizona 19	87
6.	Oklahoma State 19	74
7.	Minnesota 19	55
8.	Florida 19	52

	At bats	
1.	Oklahoma 19	160
2.	UCLA 19	155
3.	Washington 19	123
	Alabama 19	123
5.	Arizona 19	79
6.	Oklahoma State 19	70
7.	Minnesota 19	49
	Florida 19	49

	Walks	
1.	UCLA 19	21
2.	Oklahoma 19	17
3.	Alabama 19	14
4.	Washington 19	10
5.	Minnesota 19	5
6.	Arizona 19	4
7.	Florida 19	3
8.	Oklahoma State 19	2

	Hit by pitch	
1.	Oklahoma 19	5
2.	Arizona 19	3
	Washington 19	3
4.	UCLA 19	2
	Alabama 19	2
6.	Oklahoma State 19	1
	Minnesota 19	1

	Strikeouts	
1.	Oklahoma State 19	38
2.	UCLA 19	35
3.	Alabama 19	33
4.	Washington 19	28
	Oklahoma 19	28
6.	Arizona 19	26
7.	Minnesota 19	18
8.	Florida 19	6

	Sac bunts	
1.	UCLA 19	4
2.	Alabama 19	3
3.	Oklahoma State 19	1
	Arizona 19	1

	Sac flies	
1.	UCLA 19	3
2.	Oklahoma 19	1

	Stolen bases	
1.	Oklahoma 19	3
2.	Washington 19	2
	Alabama 19	2

	Caught stealing	
1.	Alabama 19	2
2.	Arizona 19	1
	Oklahoma State 19	1
	Washington 19	1

	Steal attempts	
1.	Alabama 19	4
2.	Washington 19	3
	Oklahoma 19	3
4.	Oklahoma State 19	1
	Arizona 19	1

	Grounded into DP	
1.	Oklahoma 19	1

The Automated ScoreBook
NCAA Batting Analysis Leaders (as of Apr 14, 2020)
(All games)

Hitting minimums - 1 Games 10 AB
Pitching minimums - 1 Games 10 IP

Avg vs left	
1. UCLA 19	.325
2. Washington 19	.200
Oklahoma State 19	.200
4. Alabama 19	.183

Avg vs right	
1. UCLA 19	.293
2. Alabama 19	.269
3. Washington 19	.269
4. Florida 19	.265
5. Oklahoma 19	.238
6. Arizona 19	.165
7. Minnesota 19	.163
8. Oklahoma State 19	.100

Pct reach as leadoff	
1. Florida 19	.583
2. UCLA 19	.405
3. Alabama 19	.333
4. Washington 19	.290
5. Minnesota 19	.286
6. Arizona 19	.273
7. Oklahoma 19	.244
8. Oklahoma State 19	.238

Avg w/2 outs	
1. Alabama 19	.302
2. UCLA 19	.280
3. Arizona 19	.214
4. Oklahoma 19	.204
5. Minnesota 19	.188
6. Washington 19	.162
7. Florida 19	.143
8. Oklahoma State 19	.130

Avg w/bases empty	
1. Florida 19	.476
2. Washington 19	.328
3. UCLA 19	.272
4. Oklahoma 19	.239
5. Arizona 19	.200
6. Alabama 19	.179
7. Oklahoma State 19	.140
8. Minnesota 19	.129

Avg w/runners	
1. UCLA 19	.351
2. Alabama 19	.268
3. Oklahoma 19	.236
4. Minnesota 19	.222
5. Washington 19	.169
6. Florida 19	.107
7. Arizona 19	.103
8. Oklahoma State 19	.100

Avg w/bases loaded	
1. Minnesota 19	1.000
2. Oklahoma 19	.000
UCLA 19	.000
Washington 19	.000
Arizona 19	.000

Avg w/RBI ops	
1. Minnesota 19	.333
2. Alabama 19	.324
3. UCLA 19	.256
4. Oklahoma State 19	.200
5. Oklahoma 19	.174
6. Washington 19	.132
7. Arizona 19	.000
Florida 19	.000

Pct adv runners	
1. UCLA 19	.506
2. Alabama 19	.419
3. Oklahoma 19	.405
4. Washington 19	.353
5. Minnesota 19	.300
6. Florida 19	.276
7. Arizona 19	.194
8. Oklahoma State 19	.143

Pinch hitting avg	
1. UCLA 19	.286
2. Alabama 19	.250
3. Florida 19	.200
4. Oklahoma 19	.167
5. Washington 19	.000
Minnesota 19	.000
Arizona 19	.000
Oklahoma State 19	.000

Pinch hit at bats	
1. UCLA 19	7
2. Oklahoma 19	6
3. Florida 19	5
Washington 19	5
5. Alabama 19	4
6. Minnesota 19	2
7. Oklahoma State 19	1
Arizona 19	1

Pinch hits	
1. UCLA 19	2
2. Oklahoma 19	1
Florida 19	1
Alabama 19	1

2-out RBIs	
1. Alabama 19	15
2. Oklahoma 19	11
3. UCLA 19	10
4. Minnesota 19	3
Arizona 19	3
Washington 19	3
7. Florida 19	2
8. Oklahoma State 19	1

Runners advanced	
1. Alabama 19	9
2. UCLA 19	8
3. Oklahoma 19	5
4. Washington 19	2
Arizona 19	2
6. Florida 19	1
Minnesota 19	1
Oklahoma State 19	1

Runners left on base	
1. Oklahoma 19	37
UCLA 19	37
3. Washington 19	36
4. Alabama 19	20
5. Arizona 19	16
6. Florida 19	12
7. Minnesota 19	8
Oklahoma State 19	8

Fly outs	
1. Oklahoma 19	54
2. Alabama 19	41
3. UCLA 19	39
4. Washington 19	35
5. Arizona 19	19
6. Oklahoma State 19	12
Florida 19	12
8. Minnesota 19	10

Ground outs	
1. Oklahoma 19	39
2. UCLA 19	34
3. Washington 19	29
4. Alabama 19	21
5. Arizona 19	20
6. Florida 19	18
7. Minnesota 19	13
8. Oklahoma State 19	12

Fly outs/Ground outs	
1. Alabama 19	1.95
2. Oklahoma 19	1.38
3. Washington 19	1.21
4. UCLA 19	1.15
5. Oklahoma State 19	1.00
6. Arizona 19	0.95
7. Minnesota 19	0.77
8. Florida 19	0.67

Ground outs/Fly outs	
1. Florida 19	1.50
2. Minnesota 19	1.30
3. Arizona 19	1.05
4. Oklahoma State 19	1.00
5. UCLA 19	0.87
6. Washington 19	0.83
7. Oklahoma 19	0.72
8. Alabama 19	0.51

The Automated ScoreBook
NCAA Batting Per-Game Leaders (as of Apr 14, 2020)
(All games)

Hitting minimums - 1 Games 10 AB
Pitching minimums - 1 Games 10 IP

	Hits per game	
1.	UCLA 19	9.60
2.	Washington 19	7.75
3.	Florida 19	6.50
4.	Oklahoma 19	6.33
5.	Alabama 19	5.40
6.	Arizona 19	4.33
7.	Minnesota 19	4.00
8.	Oklahoma State 19	3.00

	Runs scored per game	
1.	UCLA 19	7.40
2.	Alabama 19	4.60
3.	Oklahoma 19	3.83
4.	Minnesota 19	2.50
5.	Florida 19	2.00
6.	Washington 19	1.75
7.	Arizona 19	1.67
8.	Oklahoma State 19	1.00

	Doubles per game	
1.	Minnesota 19	1.50
2.	Oklahoma 19	1.00
	UCLA 19	1.00
	Alabama 19	1.00
	Washington 19	1.00
	Florida 19	1.00
7.	Arizona 19	0.67
8.	Oklahoma State 19	0.33

	Triples per game	
1.	Oklahoma 19	0.50
2.	UCLA 19	0.00
	Alabama 19	0.00
	Washington 19	0.00
	Arizona 19	0.00
	Oklahoma State 19	0.00
	Florida 19	0.00
	Minnesota 19	0.00

	Homers per game	
1.	UCLA 19	2.40
2.	Florida 19	1.50
3.	Arizona 19	1.33
4.	Alabama 19	1.20
5.	Oklahoma 19	1.17
6.	Oklahoma State 19	0.67
7.	Washington 19	0.50
8.	Minnesota 19	0.00

	RBIs per game	
1.	UCLA 19	6.40
2.	Alabama 19	4.20
3.	Oklahoma 19	3.50
4.	Minnesota 19	2.50
5.	Florida 19	2.00
6.	Arizona 19	1.67
7.	Washington 19	1.50
8.	Oklahoma State 19	1.00

	Stolen bases per game	
1.	Oklahoma 19	0.50
	Washington 19	0.50
3.	Alabama 19	0.40
4.	UCLA 19	0.00
	Arizona 19	0.00
	Oklahoma State 19	0.00
	Minnesota 19	0.00
	Florida 19	0.00

	Walks per game	
1.	UCLA 19	4.20
2.	Oklahoma 19	2.83
3.	Alabama 19	2.80
4.	Washington 19	2.50
	Minnesota 19	2.50
6.	Florida 19	1.50
7.	Arizona 19	1.33
8.	Oklahoma State 19	0.67

	Strikeouts per game	
1.	Florida 19	3.00
2.	Oklahoma 19	4.67
3.	Alabama 19	6.60
4.	UCLA 19	7.00
	Washington 19	7.00
6.	Arizona 19	8.67
7.	Minnesota 19	9.00
8.	Oklahoma State 19	12.67

	At bats per game	
1.	UCLA 19	31.00
2.	Washington 19	30.75
3.	Oklahoma 19	26.67
4.	Arizona 19	26.33
5.	Alabama 19	24.60
6.	Minnesota 19	24.50
	Florida 19	24.50
8.	Oklahoma State 19	23.33

	Plate appearances/game	
1.	UCLA 19	37.00
2.	Washington 19	34.00
3.	Oklahoma 19	30.50
4.	Arizona 19	29.00
5.	Alabama 19	28.40
6.	Minnesota 19	27.50
7.	Florida 19	26.00
8.	Oklahoma State 19	24.67

The Automated ScoreBook
NCAA Pitching Leaders (as of Apr 14, 2020)
(All games)

Hitting minimums - 1 Games 10 AB
Pitching minimums - 1 Games 10 IP

Earned run avg

1.	UCLA 19	1.84
2.	Arizona 19	1.91
3.	Washington 19	1.99
4.	Minnesota 19	2.69
5.	Oklahoma State 19	2.80
6.	Alabama 19	2.84
7.	Oklahoma 19	4.30
8.	Florida 19	7.00

Opposing bat avg

1.	Arizona 19	.179
2.	Washington 19	.183
3.	Alabama 19	.208
4.	UCLA 19	.214
5.	Oklahoma 19	.259
6.	Oklahoma State 19	.266
7.	Florida 19	.292
8.	Minnesota 19	.316

Innings pitched

1.	Oklahoma 19	42.1
2.	UCLA 19	38.0
3.	Alabama 19	32.0
4.	Washington 19	31.2
5.	Arizona 19	22.0
6.	Oklahoma State 19	20.0
7.	Minnesota 19	13.0
8.	Florida 19	11.0

Batters struck out

1.	Washington 19	49
2.	Oklahoma 19	48
3.	UCLA 19	34
4.	Alabama 19	30
5.	Arizona 19	21
6.	Florida 19	11
	Oklahoma State 19	11
8.	Minnesota 19	8

Batters SO out looking

1.	Washington 19	12
2.	Oklahoma 19	9
3.	UCLA 19	4
	Florida 19	4
5.	Alabama 19	3
	Arizona 19	3
7.	Oklahoma State 19	2
	Minnesota 19	2

Wins

1.	UCLA 19	5
2.	Alabama 19	3
	Oklahoma 19	3
4.	Washington 19	2
5.	Arizona 19	1
	Oklahoma State 19	1

Losses

1.	Oklahoma 19	3
2.	Alabama 19	2
	Washington 19	2
	Arizona 19	2
	Oklahoma State 19	2
	Minnesota 19	2
	Florida 19	2

Saves

1.	Washington 19	1

Runners picked off

Sac bunts allowed

1.	Oklahoma 19	7
2.	UCLA 19	1
	Arizona 19	1

Sac flies allowed

1.	Arizona 19	2
2.	Minnesota 19	1
	Alabama 19	1

Hits allowed

1.	Florida 19	14
	Arizona 19	14
3.	Minnesota 19	18
4.	Oklahoma State 19	21
	Washington 19	21
6.	Alabama 19	25
7.	UCLA 19	31
8.	Oklahoma 19	43

Runs allowed

1.	Oklahoma State 19	8
2.	Arizona 19	9
	Washington 19	9
4.	UCLA 19	11
5.	Minnesota 19	12
6.	Alabama 19	13
7.	Florida 19	17
8.	Oklahoma 19	28

Earned runs allowed

1.	Minnesota 19	5
2.	Arizona 19	6
3.	Oklahoma State 19	8
4.	Washington 19	9
5.	UCLA 19	10
6.	Florida 19	11
7.	Alabama 19	13
8.	Oklahoma 19	26

Walks allowed

1.	Oklahoma State 19	5
2.	Florida 19	6
3.	Washington 19	8
4.	Minnesota 19	9
5.	UCLA 19	10
6.	Arizona 19	11
7.	Oklahoma 19	12
8.	Alabama 19	15

Doubles allowed

1.	Minnesota 19	2
2.	Florida 19	3
	Arizona 19	3
	Alabama 19	3
	Oklahoma State 19	3
6.	Washington 19	4
7.	Oklahoma 19	5
	UCLA 19	5

Triples allowed

1.	Minnesota 19	0
	Florida 19	0
	Arizona 19	0
	Oklahoma 19	0
	Oklahoma State 19	0
	Washington 19	0
7.	UCLA 19	1
8.	Alabama 19	2

Home runs allowed

1.	Oklahoma State 19	1
2.	Arizona 19	2
3.	Washington 19	3
	Minnesota 19	3
5.	Alabama 19	5
	Florida 19	5
7.	UCLA 19	6
8.	Oklahoma 19	11

Wild pitches

1.	Oklahoma 19	3
	Florida 19	3
3.	Alabama 19	2
	Minnesota 19	2
	UCLA 19	2
	Arizona 19	2
	Oklahoma State 19	2
8.	Washington 19	1

Balks

Hit batters

1.	Oklahoma State 19	4
	UCLA 19	4
3.	Arizona 19	3
4.	Florida 19	2
	Oklahoma 19	2
6.	Alabama 19	1
	Washington 19	1

	Intentional BB allowed	
1.	Florida 19	1
	UCLA 19	1
	Oklahoma 19	1

The Automated ScoreBook
NCAA Pitching Analysis Leaders (as of Apr 14, 2020)
(All games)

Hitting minimums - 1 Games 10 AB
Pitching minimums - 1 Games 10 IP

B/avg vs left	
1. Washington 19	.156
2. Alabama 19	.190
3. Arizona 19	.208
4. UCLA 19	.242
5. Oklahoma 19	.262
6. Oklahoma State 19	.275
7. Florida 19	.276
8. Minnesota 19	.314

B/avg vs right	
1. Arizona 19	.133
2. UCLA 19	.193
3. Washington 19	.200
4. Alabama 19	.218
5. Oklahoma 19	.256
6. Oklahoma State 19	.256
7. Florida 19	.316
8. Minnesota 19	.318

B/avg vs leadoff	
1. UCLA 19	.211
2. Arizona 19	.227
3. Washington 19	.250
4. Oklahoma State 19	.350
5. Florida 19	.364
6. Minnesota 19	.385
7. Oklahoma 19	.395
8. Alabama 19	.406

B/avg w/2 outs	
1. Arizona 19	.160
2. UCLA 19	.174
3. Minnesota 19	.188
4. Oklahoma State 19	.208
5. Alabama 19	.211
6. Oklahoma 19	.226
7. Washington 19	.231
8. Florida 19	.421

B/avg w/runners	
1. Arizona 19	.121
2. UCLA 19	.140
3. Alabama 19	.161
4. Oklahoma State 19	.211
5. Washington 19	.220
6. Oklahoma 19	.290
7. Minnesota 19	.355
8. Florida 19	.400

Fly ball outs	
1. UCLA 19	43
2. Oklahoma 19	41
3. Alabama 19	40
4. Arizona 19	26
5. Washington 19	24
6. Oklahoma State 19	20
7. Florida 19	15
8. Minnesota 19	13

Ground ball outs	
1. UCLA 19	37
2. Oklahoma 19	36
3. Oklahoma State 19	27
4. Alabama 19	24
5. Washington 19	21
6. Arizona 19	18
7. Minnesota 19	16
8. Florida 19	7

Fly/Ground outs	
1. Florida 19	2.14
2. Alabama 19	1.67
3. Arizona 19	1.44
4. UCLA 19	1.16
5. Washington 19	1.14
6. Oklahoma 19	1.14
7. Minnesota 19	0.81
8. Oklahoma State 19	0.74

Ground/Fly outs	
1. Oklahoma State 19	1.35
2. Minnesota 19	1.23
3. Oklahoma 19	0.88
4. Washington 19	0.88
5. UCLA 19	0.86
6. Arizona 19	0.69
7. Alabama 19	0.60
8. Florida 19	0.47

The Automated ScoreBook
NCAA Pitching Per-Game leaders (as of Apr 14, 2020)
(All games)

Hitting minimums - 1 Games 10 AB
Pitching minimums - 1 Games 10 IP

Innings per game		Strikeouts/game		Walks allowed/game	
1. Washington 19	7.92	1. Washington 19	10.83	1. Oklahoma State 19	1.75
2. UCLA 19	7.60	2. Oklahoma 19	7.94	2. Washington 19	1.77
3. Arizona 19	7.33	3. Florida 19	7.00	3. UCLA 19	1.84
4. Oklahoma 19	7.06	4. Arizona 19	6.68	4. Oklahoma 19	1.98
5. Oklahoma State 19	6.67	5. Alabama 19	6.56	5. Alabama 19	3.28
6. Minnesota 19	6.50	6. UCLA 19	6.26	6. Arizona 19	3.50
7. Alabama 19	6.40	7. Minnesota 19	4.31	7. Florida 19	3.82
8. Florida 19	5.50	8. Oklahoma State 19	3.85	8. Minnesota 19	4.85

Doubles allowed/game		Triples allowed/game		Homers allowed/game	
1. Alabama 19	0.66	1. Oklahoma 19	0.00	1. Oklahoma State 19	0.35
2. Oklahoma 19	0.83	Washington 19	0.00	2. Arizona 19	0.64
3. Washington 19	0.88	Arizona 19	0.00	3. Washington 19	0.66
4. UCLA 19	0.92	Oklahoma State 19	0.00	4. Alabama 19	1.09
5. Arizona 19	0.95	Minnesota 19	0.00	5. UCLA 19	1.11
6. Oklahoma State 19	1.05	Florida 19	0.00	6. Minnesota 19	1.62
7. Minnesota 19	1.08	7. UCLA 19	0.18	7. Oklahoma 19	1.82
8. Florida 19	1.91	8. Alabama 19	0.44	8. Florida 19	3.18

Fly outs/game		Ground outs/game		Batters faced/game	
1. Florida 19	9.55	1. Oklahoma State 19	9.45	1. Minnesota 19	36.08
2. Alabama 19	8.75	2. Minnesota 19	8.62	2. Florida 19	35.64
3. Arizona 19	8.27	3. UCLA 19	6.82	3. Oklahoma 19	30.92
4. UCLA 19	7.92	4. Oklahoma 19	5.95	4. Oklahoma State 19	30.80
5. Oklahoma State 19	7.00	5. Arizona 19	5.73	5. Arizona 19	30.23
Minnesota 19	7.00	6. Alabama 19	5.25	6. Alabama 19	29.97
7. Oklahoma 19	6.78	7. Washington 19	4.64	7. UCLA 19	29.47
8. Washington 19	5.31	8. Florida 19	4.45	8. Washington 19	27.41

Hits allowed/game		Runs allowed/game		Earned runs/game	
1. Arizona 19	4.45	1. Washington 19	1.99	1. UCLA 19	1.84
2. Washington 19	4.64	2. UCLA 19	2.03	2. Arizona 19	1.91
3. Alabama 19	5.47	3. Oklahoma State 19	2.80	3. Washington 19	1.99
4. UCLA 19	5.71	4. Alabama 19	2.84	4. Minnesota 19	2.69
5. Oklahoma 19	7.11	5. Arizona 19	2.86	5. Oklahoma State 19	2.80
6. Oklahoma State 19	7.35	6. Oklahoma 19	4.63	6. Alabama 19	2.84
7. Florida 19	8.91	7. Minnesota 19	6.46	7. Oklahoma 19	4.30
8. Minnesota 19	9.69	8. Florida 19	10.82	8. Florida 19	7.00

The Automated ScoreBook
NCAA Fielding Leaders (as of Apr 14, 2020)
(All games)

Hitting minimums - 1 Games
Pitching minimums - 1 Games 10 IP

	Fielding pct	
1.	Washington 19	.992
2.	Oklahoma State 19	.988
3.	UCLA 19	.980
4.	Alabama 19	.967
5.	Arizona 19	.964
6.	Oklahoma 19	.959
7.	Florida 19	.950
8.	Minnesota 19	.947

	Chances	
1.	Oklahoma 19	169
2.	UCLA 19	149
3.	Alabama 19	123
4.	Washington 19	121
5.	Oklahoma State 19	86
6.	Arizona 19	83
7.	Minnesota 19	57
8.	Florida 19	40

	Putouts	
1.	Oklahoma 19	127
2.	UCLA 19	114
3.	Alabama 19	96
4.	Washington 19	95
5.	Arizona 19	66
6.	Oklahoma State 19	60
7.	Minnesota 19	39
8.	Florida 19	33

	Assists	
1.	Oklahoma 19	35
2.	UCLA 19	32
3.	Washington 19	25
	Oklahoma State 19	25
5.	Alabama 19	23
6.	Minnesota 19	15
7.	Arizona 19	14
8.	Florida 19	5

	Errors	
1.	Oklahoma 19	7
2.	Alabama 19	4
3.	Arizona 19	3
	Minnesota 19	3
	UCLA 19	3
6.	Florida 19	2
7.	Oklahoma State 19	1
	Washington 19	1

	Fielding double plays	
1.	Minnesota 19	1
	Oklahoma State 19	1
	Alabama 19	1
	Oklahoma 19	1

	Stolen bases against	
1.	Oklahoma State 19	2
2.	Alabama 19	1
	Arizona 19	1
	UCLA 19	1
	Florida 19	1
	Minnesota 19	1

	Caught stealing by	
1.	Arizona 19	2
2.	Oklahoma 19	1
	Oklahoma State 19	1
	Alabama 19	1

	Steal attempts against	
1.	Oklahoma State 19	3
	Arizona 19	3
3.	Alabama 19	2
4.	UCLA 19	1
	Minnesota 19	1
	Oklahoma 19	1
	Florida 19	1

	Passed balls	
1.	Oklahoma 19	1
	UCLA 19	1

	Catchers interference	

2019 Women's College World Series
#2 UCLA vs #1 Oklahoma
Jun 03, 2019 at Oklahoma City, Okla. (Hall of Fame Stadium)

UCLA 16 (55-6)

Player	ab	r	h	rbi	bb	so	po	a	lob	avg
Bubba Nickles cf	3	3	2	1	2	1	1	0	0	.397
Briana Perez ss	4	2	2	3	0	0	2	0	0	.388
Aaliyah Jordan rf	3	2	2	1	1	1	2	0	0	.383
Zoe Shaw ph	1	0	0	0	0	0	0	0	0	.341
Rachel Garcia p	5	1	2	4	0	0	0	2	1	.349
Alana Snow pr	0	0	0	0	0	0	0	0	0	-
Taylor Pack 1b	5	0	1	1	0	1	10	0	0	.366
Colleen Sullivan dp	4	1	1	0	0	2	1	0	3	.247
Jacqui Prober rf	0	0	0	0	0	0	0	0	0	.241
Malia Quarles ph	1	0	0	0	0	0	0	0	0	.293
Brianna Tautalafua 3b	4	1	1	1	0	0	1	0	0	.181
Danae Blodgett pr	0	1	0	0	0	0	0	0	0	-
Kinsley Washington 2b	4	3	4	1	0	0	2	5	0	.333
Kelli Godin lf	1	1	0	0	0	0	2	0	1	.421
Julie Rodriguez ph	1	0	1	2	0	0	0	0	0	.229
Stevie Wisz pr	0	1	0	0	0	0	0	0	0	.000
Paige Halstead c	0	0	0	0	0	0	0	0	0	.275
Megan Faraimo p	0	0	0	0	0	0	0	0	0	-
Holly Azevedo p	0	0	0	0	0	0	0	0	0	-
Totals	36	16	16	14	3	5	21	7	5	

Oklahoma 3 (57-5)

Player	ab	r	h	rbi	bb	so	po	a	lob	avg
Sydney Romero 3b	4	0	1	1	0	0	1	3	1	.420
Caleigh Clifton 2b	3	0	0	0	1	0	4	1	2	.390
Jocelyn Alo rf	3	0	0	0	0	0	2	0	2	.382
Grace Green dp	3	1	1	1	0	0	0	0	0	.367
Shay Knighten 1b	3	1	1	1	0	0	7	1	0	.326
Nicole Mendes cf	3	0	0	0	0	0	2	0	0	.333
Alexa Schultz cf	0	0	0	0	0	0	0	0	0	.125
Falepolima Aviu lf	3	1	1	0	0	0	0	0	0	.348
Lynnsie Elam c	2	0	1	0	0	0	5	1	0	.273
Raegan Rogers pr	0	0	0	0	0	0	0	0	0	.322
Kylie Lundberg ph	1	0	1	0	0	0	0	0	0	.312
Grace Lyons ss	2	0	1	0	0	0	0	1	0	.265
Audrie LaValley ph	1	0	0	0	0	1	0	0	0	.417
Giselle Juarez p	0	0	0	0	0	0	0	1	0	-
Mariah Lopez p	0	0	0	0	0	0	0	0	0	-
Shannon Saile p	0	0	0	0	0	0	0	0	0	-
Eliyah Flores cf	0	0	0	0	0	0	0	0	0	.237
Totals	28	3	7	3	1	1	21	8	5	

Score by Innings	1	2	3	4	5	6	7	R	H	E
UCLA	1	0	2	1	1	6	5	16	16	1
Oklahoma	0	1	0	0	0	1	1	3	7	4

E - Sullivan(3); Clifton, C.(3); Aviu, Fale(1); Lyons,Grace 2(6). LOB - UCLA 5; OU 5. 2B - Perez(11); Washington(9); Rodriguez(2). 3B - Lyons,Grace(1). HR - Perez(6); Jordan(12); Garcia(11); Tautalafua(4); Green,Grace(17); Knighten, S.(9). SH - Perez(6); Godin 2(8).

UCLA	ip	h	r	er	bb	so	ab	bf	np	era
Rachel Garcia	5.0	3	1	1	1	0	18	19	61	1.05
Megan Faraimo	1.0	1	1	0	0	0	4	4	22	1.40
Holly Azevedo	1.0	3	1	1	0	1	6	6	33	2.18

Oklahoma	ip	h	r	er	bb	so	ab	bf	np	era
Giselle Juarez	4.0	5	4	3	0	3	16	18	62	1.33
Mariah Lopez	1.1	4	3	3	1	1	7	9	23	1.41
Shannon Saile	0.2	2	5	4	2	0	5	7	28	1.76
Nicole Mendes	1.0	5	4	4	0	1	8	8	29	6.77

Win - Garcia (28-1). Loss - Juarez, G. (28-3). Save - None.
PB - Elam, L.(5). Pitches/strikes: Garcia 61/38; Faraimo 22/16; Azevedo 33/24; Juarez, G. 62/46; Lopez, M. 23/15; Saile, S. 28/15; Mendes, N. 29/22.

Umpires - HP: Don Brown 1B: Tracy Laycock 2B: Emerus Addison 3B: Tom Meyer
Start: 6:38 pm Time: 2:46 Attendance: 8486
Weather: 84, partly cloudy, S 10 MPH

2019 Women's College World Series
#2 UCLA vs #1 Oklahoma
Jun 03, 2019 at Oklahoma City, Okla. (Hall of Fame Stadium)

Score by Innings	1	2	3	4	5	6	7	R	H	E
UCLA	1	0	2	1	1	6	5	16	16	1
Oklahoma	0	1	0	0	0	1	1	3	7	4

UCLA starters: 48/cf Nickles; 3/ss Perez; 23/rf Jordan; 0/p Garcia; 21/1b Pack; 19/dp Sullivan; 33/3b Tautalafua; 37/2b Washington; 14/lf Godin; 25/c Halstead;
Oklahoma starters: 2/3b Romero, S.; 20/2b Clifton, C.; 78/rf Alo, Jocelyn; 21/dp Green,Grace; 17/1b Knighten, S.; 11/cf Mendes, N.; 34/lf Aviu, Fale; 22/c Elam, L.; 3/ss Lyons,Grace; 45/p Juarez, G.;

UCLA 1st - Nickles struck out swinging, out at first c to 1b (0-2 KKFS). Perez popped up to 2b (2-2 BBFFFFFF). Jordan homered to right field, RBI (1-0 B). Garcia flied out to cf (2-2 FKBB). 1 run, 1 hit, 0 errors, 0 LOB.

Oklahoma 1st - Romero, S. grounded out to 2b (1-2 FBF). Clifton, C. popped up to 2b (1-2 KFB). Alo, Jocelyn lined out to 3b (1-1 BK). 0 runs, 0 hits, 0 errors, 0 LOB.

UCLA 2nd - Pack grounded out to p (0-2 KFF). Sullivan struck out swinging (1-2 BSKS). Tautalafua grounded out to 2b (2-2 KBBK). 0 runs, 0 hits, 0 errors, 0 LOB.

Oklahoma 2nd - Green,Grace flied out to lf (0-1 K). Knighten, S. homered to right center, RBI (3-0 BBB). Mendes, N. grounded out to p (0-2 KF). Aviu, Fale grounded out to 2b (1-0 B). 1 run, 1 hit, 0 errors, 0 LOB.

UCLA 3rd - Washington singled, bunt, advanced to second on a throwing error by ss (0-2 KFF). Godin reached on a muffed throw by 2b, assist by 1b, SAC, bunt, advanced to second (0-0); Washington scored. Nickles singled through the left side, advanced to second on the error (1-2 KFB); Godin advanced to third, scored on a fielding error by lf, unearned. Perez out at first 3b to 2b, SAC, bunt (0-0); Nickles advanced to third. Jordan struck out swinging (1-2 BFSS). Garcia flied out to rf (1-1 KB). 2 runs, 2 hits, 3 errors, 1 LOB.

Oklahoma 3rd - Elam, L. flied out to lf (1-0 B). Lyons,Grace tripled to right field (3-2 BBFFFBF). Romero, S. popped up to ss (1-0 B). Clifton, C. walked (3-2 BKBFBB). Alo, Jocelyn flied out to rf (0-1 K). 0 runs, 1 hit, 0 errors, 2 LOB.

UCLA 4th - Pack popped up to 2b (0-0). Sullivan singled up the middle (1-1 BF). Tautalafua popped up to 1b (0-0). Washington doubled to left field, RBI (1-0 B); Sullivan scored. Godin grounded out to ss (3-1 BBSB). 1 run, 2 hits, 0 errors, 1 LOB.

Oklahoma 4th - Green,Grace flied out to rf (3-2 BBKKB). Knighten, S. lined out to ss (2-1 BBF). Mendes, N. grounded out to 2b (0-0). 0 runs, 0 hits, 0 errors, 0 LOB.

UCLA 5th - Lopez, M. to p for Juarez, G.. Nickles walked (3-1 BBBKB). Perez grounded out to c unassisted (0-0). Jordan singled to right center (0-1 F); Nickles advanced to third. Garcia lined out to cf (0-1 K). Pack singled to left field, RBI (0-0); Jordan advanced to second; Nickles scored. Sullivan struck out swinging (1-2 BFFS). 1 run, 2 hits, 0 errors, 2 LOB.

Oklahoma 5th - Jordan to dp. Prober to rf for Sullivan. Aviu, Fale grounded out to p (0-0). Elam, L. singled to left center (0-0). Rogers, R. pinch ran for Elam, L.. Lyons,Grace grounded out to 2b (2-1 BSB); Rogers, R. advanced to second. Romero, S. popped up to 1b (0-1 K). 0 runs, 1 hit, 0 errors, 1 LOB.

UCLA 6th - Elam, L. to c for Rogers, R.. Tautalafua homered to left field, RBI (1-1 KB). Washington singled to third base, bunt (2-1 BBK). Godin out at first 3b to 2b, SAC, bunt (0-0); Washington advanced to second. Saile, S. to p for Lopez, M.. Washington advanced to third on a passed ball. Nickles walked (3-1 BBBKB). Perez homered to right center, 3 RBI (0-1 K); Nickles scored; Washington scored. Jordan walked (3-0 BBBB). Garcia homered to left field, 2 RBI (0-2 KKF); Jordan scored. Schultz, A. to cf for Mendes, N.. Pack popped up to 3b (1-1 SB). Quarles pinch hit for Sullivan. Quarles popped up to 1b (1-2 KFB). 6 runs, 4 hits, 0 errors, 0 LOB.

Oklahoma 6th - Jordan to rf. Garcia to dp. Sullivan to c for Quarles. Faraimo to p for Halstead. Clifton, C. flied out to cf (1-1 BK). Alo, Jocelyn grounded out to 2b (2-2 KBSB). Dropped foul ball, E2. Green,Grace homered to left field, RBI, unearned (2-2 BFBFFFFF). Knighten, S. grounded out to 1b unassisted (1-2 KKFB). 1 run, 1 hit, 1 error, 0 LOB.

UCLA 7th - Mendes, N. to cf for Schultz, A.. Tautalafua reached on a throwing error by ss (3-2 BBKBF). Mendes, N. to p. Flores, E. to cf for Saile, S.. Blodgett pinch ran for Tautalafua. Rodriguez pinch hit for Godin. Washington singled to third base (2-2 BKBK); Blodgett advanced to second. Rodriguez doubled to left center, 2 RBI (0-2 KF); Washington scored; Blodgett scored, unearned. Wisz pinch ran for Rodriguez. Nickles singled to right center, RBI (0-1 K); Wisz scored. Perez doubled to right field (0-0); Nickles advanced to third. Shaw pinch hit for Jordan. Shaw grounded out to 3b (2-1 BBF). Garcia singled up the middle, 2 RBI (1-1 BK); Perez scored; Nickles scored. Snow pinch ran for Garcia. Pack struck out swinging (1-2 FKBS). Sullivan flied out to rf (1-2 KKBFFF). 5 runs, 5 hits, 1 error, 1 LOB.

Oklahoma 7th - Shaw to rf. Tautalafua to 3b for Blodgett. Wisz to lf. Azevedo to p for Faraimo. Mendes, N. popped up to 2b (3-2 KFBFFBFFFB). Aviu, Fale singled to right field (0-2 KKF). Lundberg, K. pinch hit for Elam, L.. Lundberg, K. singled to right center (2-2 FBSB); Aviu, Fale advanced to third. LaValley, A. pinch hit for Lyons,Grace. LaValley, A. struck out swinging (3-2 BFKBBS). Romero, S. singled to left field, RBI (0-2 KS); Lundberg, K. advanced to second; Aviu, Fale scored. Clifton, C. fouled out to 1b (1-2 KBK). 1 run, 3 hits, 0 errors, 2 LOB.

2019 Women's College World Series
#1 Oklahoma vs #2 UCLA
Jun 04, 2019 at Oklahoma City, Okla. (Hall of Fame Stadium)

Oklahoma 4 (57-6)

Player	ab	r	h	rbi	bb	so	po	a	lob	avg
Sydney Romero 3b	3	1	2	1	1	0	2	1	0	.430
Caleigh Clifton 2b	3	0	0	0	0	2	1	0	0	.383
Jocelyn Alo rf	4	0	0	0	0	0	0	0	3	.371
Grace Green dp	4	0	0	0	0	2	0	0	2	.351
Shay Knighten 1b	4	1	1	1	0	0	7	0	0	.322
Nicole Mendes cf	3	1	2	0	1	0	1	0	0	.355
Falepolima Aviu lf	2	0	1	1	1	0	0	0	0	.352
Raegan Rogers pr	0	1	0	0	0	0	0	0	0	.322
Lynnsie Elam c	3	0	1	1	0	0	7	0	3	.272
Grace Lyons ss	3	0	1	0	0	0	2	5	0	.264
Giselle Juarez p	0	0	0	0	0	0	0	0	0	-
Totals	29	4	8	4	3	4	20	6	8	

UCLA 5 (56-6)

Player	ab	r	h	rbi	bb	so	po	a	lob	avg
Bubba Nickles cf	4	1	1	1	0	0	3	0	0	.388
Briana Perez ss	4	1	1	1	0	1	2	2	0	.380
Aaliyah Jordan rf	3	1	2	1	0	1	0	0	0	.388
Rachel Garcia p	2	0	0	0	2	1	0	2	1	.339
Taylor Pack 1b	4	0	1	0	0	1	9	0	2	.366
Brianna Tautalafua 3b	3	1	3	1	0	0	0	3	0	.220
Colleen Sullivan dp	3	0	0	0	1	1	0	0	0	.232
Jacqui Prober pr	0	1	0	0	0	0	0	0	0	.241
Kinsley Washington 2b	4	0	2	1	0	1	0	1	3	.326
Kelli Godin lf	2	0	0	0	0	0	4	0	0	.412
Malia Quarles ph	1	0	0	0	0	1	0	0	3	.286
Paige Halstead c	0	0	0	0	0	0	3	1	0	.275
Totals	30	5	10	5	3	7	21	9	9	

Score by Innings	1	2	3	4	5	6	7	R	H	E
Oklahoma	0	0	1	2	0	0	1	4	8	1
UCLA	2	0	1	0	1	0	1	5	10	0

E - Romero, S.(7). LOB - OU 8; UCLA 9. 2B - Romero, S.(18); Elam, L.(7). HR - Romero, S.(20); Knighten, S.(10); Nickles(18); Perez(7); Jordan(13); Tautalafua(5). HBP - Clifton, C.; Jordan. SH - Tautalafua(2). SB - Lyons,Grace(6).

Oklahoma	ip	h	r	er	bb	so	ab	bf	np	era
Giselle Juarez	6.2	10	5	5	3	7	30	35	124	1.52

UCLA	ip	h	r	er	bb	so	ab	bf	np	era
Rachel Garcia	7.0	8	4	4	3	4	29	33	131	1.24

Win - Garcia (29-1). Loss - Juarez, G. (28-4). Save - None.
WP - Juarez, G. 2(10); Garcia 2(7). HBP - by Garcia (Clifton, C.); by Juarez, G. (Jordan). PB - Halstead(8).
Pitches/strikes: Juarez, G. 124/80; Garcia 131/79.

Umpires - HP: Mike Bartling 1B: Chris Drumm 2B: Naomi Erdahl 3B: Cameron Ellison
Start: 7:37 pm Time: 2:41 Attendance: 8373

2019 Women's College World Series
#1 Oklahoma vs #2 UCLA
Jun 04, 2019 at Oklahoma City, Okla. (Hall of Fame Stadium)

Score by Innings	1	2	3	4	5	6	7	R	H	E
Oklahoma	0	0	1	2	0	0	1	4	8	1
UCLA	2	0	1	0	1	0	1	5	10	0

Oklahoma starters: 2/3b Romero, S.; 20/2b Clifton, C.; 78/rf Alo, Jocelyn; 21/dp Green,Grace; 17/1b Knighten, S.; 11/cf Mendes, N.; 34/lf Aviu, Fale; 22/c Elam, L.; 3/ss Lyons,Grace; 45/p Juarez, G.;
UCLA starters: 48/cf Nickles; 3/ss Perez; 23/rf Jordan; 0/p Garcia; 21/1b Pack; 33/3b Tautalafua; 19/dp Sullivan; 37/2b Washington; 14/lf Godin; 25/c Halstead;

Oklahoma 1st - Romero, S. doubled to right center (1-0 B). Clifton, C. struck out swinging (3-2 BBKBFS). Alo, Jocelyn grounded out to 3b (0-1 K). Green,Grace struck out swinging, out at first c to 1b (2-2 SBBKS). 0 runs, 1 hit, 0 errors, 1 LOB.

UCLA 1st - Nickles homered to left field, RBI (1-0 B). Perez homered to center field, RBI (1-0 B). Jordan struck out swinging (2-2 KBSFFBFS). Garcia struck out looking (3-2 KBBBKK). Pack reached on a fielding error by 3b (0-2 SS). Tautalafua singled to left center, advanced to second on the throw (3-2 KBBKB); Pack advanced to third. Sullivan walked (3-2 BBBKFB). Washington grounded out to 1b unassisted (0-2 KS). 2 runs, 3 hits, 1 error, 3 LOB.

Oklahoma 2nd - Knighten, S. grounded out to 3b (1-1 BK). Mendes, N. singled to left center (0-2 KF). Aviu, Fale grounded out to 2b (1-0 B); Mendes, N. advanced to second. Elam, L. grounded out to 3b (0-1 F). 0 runs, 1 hit, 0 errors, 1 LOB.

UCLA 2nd - Godin grounded out to ss (0-0). Nickles grounded out to ss (2-1 BBK). Perez struck out swinging (0-2 KFS). 0 runs, 0 hits, 0 errors, 0 LOB.

Oklahoma 3rd - Lyons,Grace lined out to ss (2-2 SBSBF). Romero, S. homered to left center, RBI (1-2 KBK). Clifton, C. hit by pitch (1-2 KBF). Alo, Jocelyn flied out to cf (2-0 BB). Green,Grace struck out swinging (2-2 KFBBS). 1 run, 1 hit, 0 errors, 1 LOB.

UCLA 3rd - Jordan homered to center field, RBI (1-0 B). Garcia walked (3-1 BKBBB). Pack flied out to cf (1-0 B). Tautalafua singled to center field (0-2 SK); Garcia advanced to second. Sullivan struck out swinging (1-2 KBSS). Washington singled to first base, bunt (0-1 S); Tautalafua advanced to second; Garcia advanced to third. Quarles pinch hit for Godin. Quarles struck out swinging (1-2 KSBS). 1 run, 3 hits, 0 errors, 3 LOB.

Oklahoma 4th - Godin to lf for Quarles. Knighten, S. flied out to lf (1-2 BFF). Mendes, N. singled through the right side (0-0). Mendes, N. advanced to second on a wild pitch. Aviu, Fale singled to right center, RBI (1-2 KBK); Mendes, N. scored. Rogers, R. pinch ran for Aviu, Fale. Rogers, R. advanced to second on a passed ball. Elam, L. doubled to left field, RBI (2-2 SKFBFBFFF); Rogers, R. scored. Lyons,Grace singled up the middle (2-2 BKBF); Elam, L. advanced to third. Lyons,Grace stole second. Romero, S. intentionally walked (3-0 BBBB). Clifton, C. struck out swinging (2-2 FBSBS). Alo, Jocelyn grounded out to p (2-2 BSSFBF). 2 runs, 4 hits, 0 errors, 3 LOB.

UCLA 4th - Aviu, Fale to lf for Rogers, R.. Nickles grounded out to ss (1-2 BFFF). Perez grounded out to 1b unassisted (0-2 FK). Jordan hit by pitch (2-2 FBBKF). Garcia walked (3-2 BBBKKB); Jordan advanced to second, advanced to third on a wild pitch. Pack struck out looking (1-2 BKFK). 0 runs, 0 hits, 0 errors, 2 LOB.

Oklahoma 5th - Green,Grace flied out to cf (3-2 FBBFB). Knighten, S. grounded out to ss (0-1 K). Mendes, N. walked (3-0 BBBB). Mendes, N. advanced to second on a wild pitch. Aviu, Fale walked (3-0 BBBB). Elam, L. popped up to ss (0-0). 0 runs, 0 hits, 0 errors, 2 LOB.

UCLA 5th - Tautalafua homered to left field, RBI (0-1 K). Sullivan grounded out to ss (1-2 FBKF). Washington struck out swinging (2-2 BKBSS). Godin lined out to ss (2-1 SBB). 1 run, 1 hit, 0 errors, 0 LOB.

Oklahoma 6th - Lyons,Grace fouled out to lf (2-1 BBK). Romero, S. flied out to lf (1-2 BKF). Clifton, C. grounded out to ss (2-1 BFB). 0 runs, 0 hits, 0 errors, 0 LOB.

UCLA 6th - Nickles fouled out to ss (1-1 KB). Perez grounded out to 1b unassisted (0-0). Jordan singled to center field (1-0 B). Garcia lined out to 3b (1-2 KKB). 0 runs, 1 hit, 0 errors, 1 LOB.

Oklahoma 7th - Alo, Jocelyn lined out to cf (0-2 KF). Green,Grace flied out to lf (1-2 KFB). Knighten, S. homered to left center, RBI (2-1 BSB). Mendes, N. grounded out to p (2-1 BBF). 1 run, 1 hit, 0 errors, 0 LOB.

UCLA 7th - Pack singled to left field (0-0). Tautalafua out at first 3b to 2b, SAC, bunt (1-0 B); Pack advanced to second. Sullivan reached on a fielder's choice (1-1 BK); Pack out at third ss to 3b. Sullivan advanced to second on a wild pitch. Prober pinch ran for Sullivan. Washington singled to left field, RBI (1-0 B); Prober scored. 1 run, 2 hits, 0 errors, 1 LOB.



2020s

Records do not include statistics from the 2020 championship due to the COVID-19 pandemic cancellation.

2021 NCAA Women's College World Series

USA Softball Hall of Fame Stadium - OG&E Energy Field | Oklahoma City

June 3 - 10

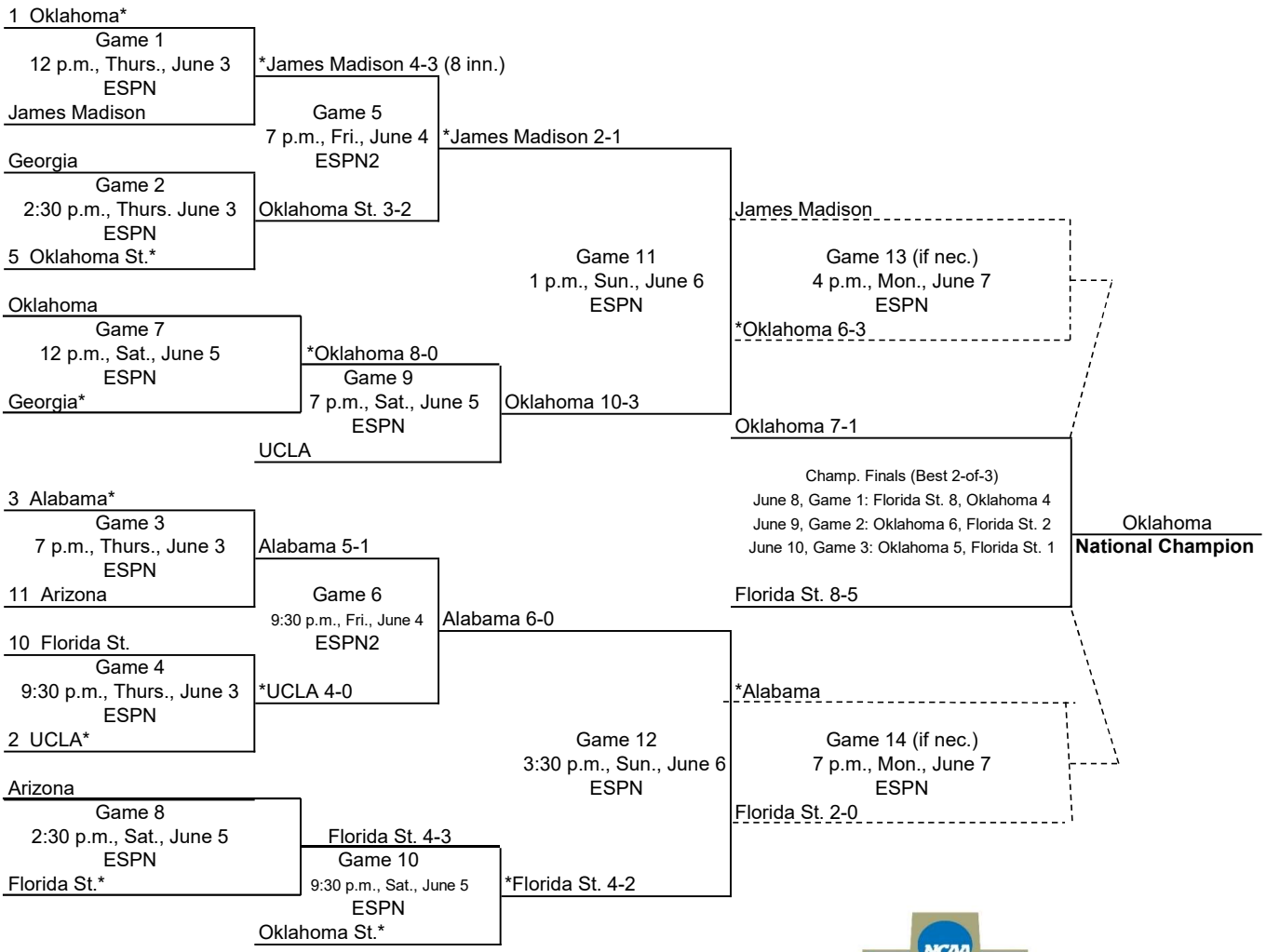

All times Eastern and subject to change. *Home Team

Bracket Notes:

1. If the winner of Game 9 defeats the winner of Game 5, then Game 13 is necessary.
2. If the winner of Game 10 defeats the winner of Game 6, then Game 14 is necessary.
3. **If only 1 if necessary game is needed, it will be played at 7 p.m. on Sunday.**

Watch the championship on these networks or via the Women's College World Series app.

© 2021 National Collegiate Athletic Association. No commercial use without NCAA's written permission

Don't Bet On It.



2021 TEAM ROSTERS

ALABAMA

No.	Name	Pos.
0	Maddie Morgan	IF
1	Elissa Brown	OF
4	Abby Doerr	C
5	Kyra Lockhart	IF
7	Bailey Dowling	IF
8	KB Sides	OF
9	Taylor Clark	IF
10	Kayla Davis	OF
11	Alexis Mack	OF
12	Kaylee Tow	IF
14	Montana Fouts	P
16	Bailey Hemphill	C
18	Jenna Johnson	UT
20	Sarah Cornell	P
21	Jaala Torrence	P
23	Savannah Woodard	IF
24	KJ Haney	UT
27	Alex Salter	P
32	Kat Grill	OF
33	Claire Jenkins	IF
42	Krystal Goodman	P
44	Lexi Kilfoyl	P

Head Coach: Patrick Murphy

ARIZONA

No.	Name	Pos.
0	Sophia Carroll	SS
2	Hannah Martinez	OF
4	Isabella Dayton	OF
5	Reyna Carranco	IF
6	Janelle Meono	OF
7	Hanah Bowen	P
8	Dejah Mulipola	C
9	Allie Skaggs	IF
15	Izzy Pacho	C/IF
17	Malia Martinez	IF
18	Sharlize Palacios	UT
19	Jessie Harper	IF
20	Carlie Scupin	IF
21	Jasmine Perezchica	OF
22	Alyssa Denham	P
23	Jessie Fontes	P
32	Alyssa Palomino-Cardoza	OF
34	Devyn Netz	P/IF
42	Mariah Lopez	P
55	Giulia Koutsoyanopulos	1B
98	Aris Carroll	3B

Head Coach: Mike Candrea

FLORIDA STATE

No.	Name	Pos.
1	Dani Morgan	OF
2	Maegan Tomlinson	OF
3	Hallie Wacaser	OF
4	Jahni Kerr	OF
5	Elizabeth Mason	UT
6	Kaley Mudge	OF
7	Kiersten Landers	OF
8	Kalei Harding	C/UT
9	Devyn Flaherty	IF
10	Josie Muffley	IF
11	Carson Saabye	IF
12	Caylan Arnold	P
13	Anna Shelnutt	C
14	Autumn Belviy	UT
17	Emma Wilson	P/UT
20	Kaia LoPreste	C
21	Jeya Prasad	P
22	Brianna Enter	P
24	Sydney Sherrill	IF
26	D'Aun Riggs	OF
28	Chloe Culp	UT
31	Danielle Watson	P
32	Kathryn Sandercock	P
51	Michaela Edenfield	C/UT
70	Cassidy Davis	OF

Head Coach: Lonni Alameda

GEORGIA

No.	Name	Pos.
0	Lauren Mathis	P
1	Savana Sykes	IF
2	Aniyah Black	IF
3	Jaiden Fields	OF
5	Mary Wilson Avant	P
6	Sydney Kuma	IF
7	Mackenzie Puckett	IF
8	Jayda Kearney	OF
9	Sydney Chambley	OF
10	Riley Orcutt	P/UT
12	Laura Bishop	P/UT
14	Janie Beth Webb	UT
15	Alley Cutting	P
18	Shelby Suplee	C/UT
19	CJ Landrum	OF
20	Hayley Eaton	OF
23	Jacqui Switzer	OF
24	Ellie Armistead	IF
33	Sara Mosley	UT
34	Payden Bordeau	C
40	Madison Kerpics	P
44	Lacey Fincher	IF
55	Britton Rogers	P

Head Coach: Lu Harris-Champer

JAMES MADISON

No.	Name	Pos.
1	Hannah Shifflett	IF
3	Odicci Alexander	P
4	Sara Jubas	IF
8	Meredith Wells	P
9	Isabella Smith	P
10	Madison Storey	C
12	Logan Newton	OF
14	Hallie Hall	IF/C
15	Emily Phillips	IF/C
17	Kate Gordon	OF
18	Madison Naujokas	IF
20	Alexis Bermudez	P
21	Alissa Humphrey	P
22	Lauren Bernett	C
23	Kylie Thress	IF
24	Lynsey Meeks	IF
26	Michelle Sullivan	OF
27	Reed Butler	IF
28	Hannah Hennessy	OF
30	Grace Lutz	UT
99	Kayla Boseman	P

Head Coach: Loren LaPorte

OKLAHOMA

No.	Name	Pos.
0	Rylie Boone	OF
1	Kinsey Koeltzow	C
3	Grace Lyons	SS
4	Shannon Saile	P
5	Taylon Snow	OF
6	Paige Knight	UT
7	Olivia Rains	P
9	Kinzie Hansen	IF/C
11	Nicole Mendes	OF
12	Mackenzie Donihoo	IF
13	Macy McAdoo	P
18	Brooke Vestal	P
19	Nicole May	P
20	Jana Johns	IF
21	Grace Green	UT
22	Lynnsie Elam	C
23	Tiare Jennings	IF
24	Jayda Coleman	OF
25	Raylee Pogue	UT
33	Zaida Puni	IF
45	Giselle Juarez	P
48	Alanna Thiede	P
78	Jocelyn Alo	UT

Head Coach: Patty Gasso

OKLAHOMA STATE

No.	Name	Pos.
1	Alysen Febrey	IF
3	Scotland David	OF
4	Taylor Tuck	UT
5	Kiley Naomi	IF
6	Macee Barnes	IF
7	Jules Callaham	UT
9	Chyenne Factor	OF
10	Jordan Doggett	IF
11	Katelynn Carwile	P/IF
13	Raquel Dominguez	C
14	Karli Petty	IF
17	Hayley Busby	OF
20	Avery Hobson	UT
21	Sydney Pennington	IF
22	Maci Cunconan	UT
23	Mattison Boyd	P
25	Carrie Eberle	P
27	Gabby Sprang	P
28	Kelly Maxwell	P
31	Savannah Evans	P
32	Michaela Richbourg	UT
34	Logan Simunek	P
55	Chelsea Alexander	OF
77	Reagan Wright	C

Head Coach: Kenny Gajewski

UCLA

No.	Name	Pos.
00	Rachel Garcia	P
3	Briana Perez	IF
4	Holly Azevedo	P
5	Julie Rodriguez	OF
7	Maya Brady	OF
8	Megan Faraimo	P/1B
11	Seneca Curo	UT
12	Lexi Sosa	P/UT
13	Carson Armijo	OF
14	Kelli Godin	OF
18	Sara Rusconi Vicinanza	C
19	Alyssa Garcia	C/1B
20	Anna Vines	UT
21	Grace Guzman	OF
23	Aaliyah Jordan	OF
24	Thessa Malau'ulu	IF
25	Taylor Sullivan	C
32	Alana Snow	UT
33	Taylor Edwards	UT
37	Kinsley Washington	IF
43	Jenavee Peres	C
48	Bubba Nickles	UT
94	Lauryn Carter	OF
97	Delanie Wisz	IF

Head Coach: Kelly Inouye-Perez

The Automated ScoreBook
NCAA Leaders Summary as of Apr 26, 2022
(All games)

TEAM BATTING	g	avg	ab	r	h	2b	3b	hr	bb	so	sb-att
Oklahoma	8	.302	222	49	67	10	3	15	19	37	6-6
Alabama	4	.248	101	16	25	3	0	4	8	14	3-3
Florida State	8	.238	210	29	50	7	1	5	25	58	10-11
UCLA	3	.213	75	7	16	2	0	2	3	25	0-0
Georgia	2	.208	48	2	10	2	0	0	2	13	0-0
James Madison	4	.206	107	10	22	1	0	5	6	32	1-2
Arizona	2	.200	50	4	10	1	0	2	2	23	0-0
Oklahoma State	3	.186	70	6	13	0	0	1	4	15	3-3
Totals	17	.241	883	123	213	26	4	34	69	217	23-25

TEAM PITCHING	g	era	w	l	sv	ip	h	r	er	bb	so
Oklahoma State	3	2.25	1	2	0	20.0	19	8	5	5	16
Oklahoma	8	2.73	6	2	0	56.0	44	22	17	18	60
Alabama	4	3.33	2	2	0	27.0	21	11	10	6	48
Florida State	8	4.17	5	3	1	54.0	55	29	25	13	37
James Madison	4	5.46	2	2	0	28.0	26	17	17	11	19
Arizona	2	5.68	0	2	0	12.2	11	9	8	6	7
UCLA	3	5.85	1	2	0	20.0	23	16	13	8	23
Georgia	2	7.50	0	2	0	12.0	14	11	10	2	7
Totals	17	4.11	17	17	1	229.2	213	123	105	69	217

TEAM FIELDING	g	po	a	e	pct	dp	pb	sba-att
Alabama	4	81	20	2	.981	1	0	2-2
James Madison	4	84	21	3	.972	1	0	3-3
Florida State	8	162	82	7	.972	4	2	2-2
UCLA	3	60	19	3	.963	2	0	8-9
Oklahoma	8	168	31	8	.961	2	0	4-5
Georgia	2	36	13	2	.961	0	0	2-2
Arizona	2	38	16	3	.947	1	0	0-0
Oklahoma State	3	60	34	8	.922	2	0	2-2
Totals	17	689	236	36	.963	13	2	23-25

INDIVIDUAL BATTING

Minimum 10 AB	g	avg	ab	r	h	rbi	2b	3b	hr	bb
K. Mudge-FSU21	8	.500	28	6	14	3	3	0	0	2
B. Hemphill-BAMA2	4	.500	10	5	5	5	1	0	2	4
Donihoo, M.-OU21	8	.476	21	7	10	10	1	0	3	3
Alo, J.-OU21	8	.407	27	6	11	7	1	1	4	4
L. Newton-JMU21	4	.364	11	0	4	0	0	0	0	2
M. Morgan-BAMA2	4	.364	11	1	4	1	1	0	0	1
Hansen, K.-OU21	8	.357	28	6	10	8	1	0	3	3
M. Naujokas-JMU21	4	.333	12	0	4	0	1	0	0	0
Jennings, T.-OU21	8	.321	28	7	9	8	3	0	2	3
Coleman, J.-OU21	8	.321	28	3	9	6	2	0	1	0
Mendes, N.-OU21	8	.318	22	8	7	3	2	2	1	1
K. Gordon-JMU21	4	.308	13	4	4	3	0	0	3	1
K. Harding-FSU21	8	.286	21	4	6	6	1	0	1	2
S. Jubas-JMU21	4	.286	14	2	4	6	0	0	2	0
S. Woodard-BAMA2	4	.250	12	2	3	1	0	0	0	0
K. Tow-BAMA2	4	.250	12	1	3	4	0	0	1	2
D. Morgan-FSU21	8	.238	21	4	5	3	0	1	1	3
S. Sherrill-FSU21	8	.238	21	3	5	6	2	0	0	8
C. Davis-FSU21	8	.217	23	1	5	1	1	0	0	2
E. Mason-FSU21	8	.214	28	2	6	6	0	0	2	0

INDIVIDUAL PITCHING

Minimum 10 IP	app	era	w-l	sv	ip	h	r	er	bb	so
Juarez, G.-OU21	5	1.15	5-0	0	31.1	16	4	4	8	38
C. Eberle-OSU21	3	1.54	1-1	0	11.2	14	4	2	3	3
Saile, S.-OU21	3	1.84	0-1	0	14.2	12	8	3	6	11
K. Sandercoc-FSU21	8	2.59	3-2	1	31.1	29	13	9	5	22
L. Kilfoyl-BAMA2	2	2.61	0-1	0	10.1	13	3	3	3	13
M. Fouts-BAMA2	3	3.78	2-1	0	16.2	8	8	7	3	35
C. Arnold-FSU21	4	4.22	0-0	0	10.2	11	5	5	3	8
O. Alexander-JMU21	4	5.40	2-2	0	26.2	23	16	16	11	18
R. Garcia-UCLA2	3	5.50	1-2	0	18.0	21	14	11	8	21
M. Avant-UGA21	2	5.73	0-2	0	11.0	11	8	7	2	7
D. Watson-FSU21	4	7.59	2-1	0	10.2	13	9	9	3	7

HITS	
K. Mudge-FSU21	14
Alo, J.-OU21	11
Hansen, K.-OU21	10
Donihoo, M.-OU21	10
2 tied with 9 hit(s)	

RUNS SCORED	
Mendes, N.-OU21	8
Jennings, T.-OU21	7
Donihoo, M.-OU21	7
3 tied with 6 run(s) scored	

RUNS BATTED IN	
Donihoo, M.-OU21	10
Jennings, T.-OU21	8
Hansen, K.-OU21	8
Alo, J.-OU21	7
5 tied with 6 RBI(s)	

DOUBLES	
K. Mudge-FSU21	3
Jennings, T.-OU21	3
4 tied with 2 double(s)	

TRIPLES	
Mendes, N.-OU21	2
D. Morgan-FSU21	1
Alo, J.-OU21	1

HOME RUNS	
Alo, J.-OU21	4
Donihoo, M.-OU21	3
K. Gordon-JMU21	3
Hansen, K.-OU21	3
4 tied with 2 home run(s)	

TOTAL BASES	
Alo, J.-OU21	26
Hansen, K.-OU21	20
Donihoo, M.-OU21	20
Jennings, T.-OU21	18
K. Mudge-FSU21	17

STOLEN BASES	sb-att
Lyons, G.-OU21	3-3
K. Mudge-FSU21	3-4
S. Sherrill-FSU21	2-2
E. Mason-FSU21	2-2
13 tied with 1 stolen base(s)	

STRIKEOUTS	ip	so
Juarez, G.-OU21	31.1	38
M. Fouts-BAMA2	16.2	35
K. Sandercoc-FSU21	31.1	22
R. Garcia-UCLA2	18.0	21
O. Alexander-JMU21	26.2	18

The Automated ScoreBook
NCAA Batting Leaders (as of Apr 26, 2022)
(All games)

Hitting minimums - 1 Games 10 AB
Pitching minimums - 1 Games 10 IP

	Batting avg	
1.	K. Mudge-FSU21	.500
	B. Hemphill-BAMA21	.500
3.	Donihoo, M.-OU21	.476
4.	Alo, J.-OU21	.407
5.	L. Newton-JMU21	.364
	M. Morgan-BAMA21	.364
7.	Hansen, K.-OU21	.357
8.	M. Naujokas-JMU21	.333
9.	Jennings, T.-OU21	.321
	Coleman, J.-OU21	.321

	Slugging pct	
1.	B. Hemphill-BAMA21	1.200
2.	K. Gordon-JMU21	1.000
3.	Alo, J.-OU21	.963
4.	Donihoo, M.-OU21	.952
5.	Mendes, N.-OU21	.727
6.	Hansen, K.-OU21	.714
	S. Jubas-JMU21	.714
8.	Jennings, T.-OU21	.643
9.	K. Mudge-FSU21	.607
10.	Coleman, J.-OU21	.500

	On base pct	
1.	B. Hemphill-BAMA21	.643
2.	Donihoo, M.-OU21	.542
3.	K. Mudge-FSU21	.533
4.	Alo, J.-OU21	.484
5.	L. Newton-JMU21	.462
6.	S. Sherrill-FSU21	.448
7.	Hansen, K.-OU21	.419
8.	M. Morgan-BAMA21	.417
9.	Jennings, T.-OU21	.387
10.	Mendes, N.-OU21	.385

	Runs scored	
1.	Mendes, N.-OU21	8
2.	Donihoo, M.-OU21	7
	Jennings, T.-OU21	7
4.	Alo, J.-OU21	6
	Hansen, K.-OU21	6
	K. Mudge-FSU21	6
7.	B. Hemphill-BAMA21	5
8.	4 tied at.....	4

	Hits	
1.	K. Mudge-FSU21	14
2.	Alo, J.-OU21	11
3.	Hansen, K.-OU21	10
	Donihoo, M.-OU21	10
5.	Jennings, T.-OU21	9
	Coleman, J.-OU21	9
7.	Mendes, N.-OU21	7
8.	E. Mason-FSU21	6
	K. Harding-FSU21	6
10.	4 tied at.....	5

	Runs batted in	
1.	Donihoo, M.-OU21	10
2.	Jennings, T.-OU21	8
	Hansen, K.-OU21	8
4.	Alo, J.-OU21	7
5.	S. Jubas-JMU21	6
	Coleman, J.-OU21	6
	S. Sherrill-FSU21	6
	E. Mason-FSU21	6
	K. Harding-FSU21	6
10.	B. Hemphill-BAMA21	5

	Doubles	
1.	K. Mudge-FSU21	3
	Jennings, T.-OU21	3
3.	D. Wisz-UCLA21	2
	Coleman, J.-OU21	2
	Mendes, N.-OU21	2
	S. Sherrill-FSU21	2
7.	12 tied at.....	1

	Triples	
1.	Mendes, N.-OU21	2
2.	D. Morgan-FSU21	1
	Alo, J.-OU21	1

	Home runs	
1.	Alo, J.-OU21	4
2.	Hansen, K.-OU21	3
	K. Gordon-JMU21	3
	Donihoo, M.-OU21	3
5.	S. Jubas-JMU21	2
	E. Mason-FSU21	2
	B. Hemphill-BAMA21	2
	Jennings, T.-OU21	2
9.	13 tied at.....	1

	Total bases	
1.	Alo, J.-OU21	26
2.	Donihoo, M.-OU21	20
	Hansen, K.-OU21	20
4.	Jennings, T.-OU21	18
5.	K. Mudge-FSU21	17
6.	Mendes, N.-OU21	16
7.	Coleman, J.-OU21	14
8.	K. Gordon-JMU21	13
9.	B. Hemphill-BAMA21	12
	E. Mason-FSU21	12

	Walks	
1.	S. Sherrill-FSU21	8
2.	J. Muffley-FSU21	4
	Alo, J.-OU21	4
	B. Hemphill-BAMA21	4
5.	D. Morgan-FSU21	3
	Jennings, T.-OU21	3
	Hansen, K.-OU21	3
	Donihoo, M.-OU21	3
	A. Shelnutt-FSU21	3
10.	8 tied at.....	2

	Hit by pitch	
1.	Johns, J.-OU21	2
	Mendes, N.-OU21	2
3.	11 tied at.....	1

	Sac bunts	
1.	T. Clark-BAMA21	3
2.	11 tied at.....	1

	Sac flies	
1.	C. Davis-FSU21	1
	Mendes, N.-OU21	1
	Johns, J.-OU21	1
	C. Scupin-ARIZ21	1

	Stolen bases	
1.	Lyons, G.-OU21	3
	K. Mudge-FSU21	3
3.	E. Mason-FSU21	2
	S. Sherrill-FSU21	2
5.	13 tied at.....	1

Total plate appearances		
1.	Jennings, T.-OU21	31
	Alo, J.-OU21	31
	Hansen, K.-OU21	31
4.	K. Mudge-FSU21	30
5.	S. Sherrill-FSU21	29
6.	E. Mason-FSU21	28
	Coleman, J.-OU21	28
8.	4 tied at.....	26

At bats		
1.	Hansen, K.-OU21	28
	Jennings, T.-OU21	28
	Coleman, J.-OU21	28
	E. Mason-FSU21	28
	K. Mudge-FSU21	28
6.	Alo, J.-OU21	27
7.	D. Flaherty-FSU21	24
8.	C. Davis-FSU21	23
9.	Mendes, N.-OU21	22
10.	6 tied at.....	21

Steal attempts		
1.	K. Mudge-FSU21	4
2.	Lyons, G.-OU21	3
3.	S. Sherrill-FSU21	2
	M. Naujokas-JMU21	2
	E. Mason-FSU21	2
6.	12 tied at.....	1

Strikeouts		
1.	C. Davis-FSU21	11
2.	D. Flaherty-FSU21	8
	K. Harding-FSU21	8
4.	D. Morgan-FSU21	7
	A. Shelnutt-FSU21	7
	Lyons, G.-OU21	7
7.	Johns, J.-OU21	6
	L. Meeks-JMU21	6
9.	3 tied at.....	5

Caught stealing		
1.	K. Mudge-FSU21	1
	M. Naujokas-JMU21	1

Grounded into DP		
1.	Alo, J.-OU21	2
	Hansen, K.-OU21	2
3.	J. Muffley-FSU21	1
	S. Mosley-UGA21	1
	Jessie Harper-ARIZ21	1
	K. Naomi-OSU21	1
	S. Kuma-UGA21	1

The Automated ScoreBook
NCAA Batting Analysis Leaders (as of Apr 26, 2022)
(All games)

Hitting minimums - 1 Games 10 AB
Pitching minimums - 1 Games 10 IP

	Avg vs left	
1.	K. Gordon-JMU21	.667
2.	S. Sherrill-FSU21	.375
3.	A. Shelnutt-FSU21	.333
4.	K. Mudge-FSU21	.286
5.	E. Mason-FSU21	.250
	M. Naujokas-JMU21	.250
	L. Newton-JMU21	.250
8.	C. Davis-FSU21	.167
9.	D. Flaherty-FSU21	.000
	D. Morgan-FSU21	.000

	Avg vs right	
1.	K. Mudge-FSU21	.571
2.	B. Hemphill-BAMA21	.500
3.	Donihoo, M.-OU21	.476
4.	L. Newton-JMU21	.429
5.	Alo, J.-OU21	.407
6.	K. Harding-FSU21	.375
	M. Naujokas-JMU21	.375
8.	S. Jubas-JMU21	.364
	M. Morgan-BAMA21	.364
10.	Hansen, K.-OU21	.357

	Pct reach as leadoff	
1.	Hansen, K.-OU21	1.000
2.	Alo, J.-OU21	.800
3.	S. Jubas-JMU21	.667
4.	Johns, J.-OU21	.600
5.	K. Mudge-FSU21	.538
6.	Coleman, J.-OU21	.500
	Mendes, N.-OU21	.500
	A. Shelnutt-FSU21	.500
	K. Harding-FSU21	.500
	Snow, T.-OU21	.500

	Avg w/2 outs	
1.	Alo, J.-OU21	1.000
	B. Hemphill-BAMA21	1.000
3.	K. Mudge-FSU21	.714
	Donihoo, M.-OU21	.714
5.	L. Newton-JMU21	.571
6.	M. Naujokas-JMU21	.429
7.	S. Woodard-BAMA21	.400
8.	K. Harding-FSU21	.375
9.	Coleman, J.-OU21	.333
	S. Sherrill-FSU21	.333

	Avg w/bases empty	
1.	Boone, R.-OU21	1.000
2.	A. Hobson-OSU21	.600
	L. Fincher-UGA21	.600
4.	Alo, J.-OU21	.500
	L. Newton-JMU21	.500
6.	K. Mudge-FSU21	.421
7.	Hansen, K.-OU21	.417
8.	Coleman, J.-OU21	.400
	K. Gordon-JMU21	.400
	J. Meono-ARIZ21	.400

	Avg w/runners	
1.	B. Hemphill-BAMA21	1.000
2.	Donihoo, M.-OU21	.700
3.	K. Mudge-FSU21	.667
	S. Jubas-JMU21	.667
5.	M. Morgan-BAMA21	.500
6.	M. Naujokas-JMU21	.375
7.	Mendes, N.-OU21	.333
	K. Harding-FSU21	.333
	K. Tow-BAMA21	.333
	O. Alexander-JMU21	.333

	Avg w/bases loaded	
1.	E. Mason-FSU21	.000
	Jennings, T.-OU21	.000
	C. Davis-FSU21	.000
	D. Morgan-FSU21	.000
	Donihoo, M.-OU21	.000
	Elam, L.-OU21	.000
	B. Nickles-UCLA21	.000
	S. Palacios-ARIZ21	.000
	Dejah Mulipola-ARIZ21	.000

	Avg w/RBI ops	
1.	S. Jubas-JMU21	1.000
	B. Hemphill-BAMA21	1.000
3.	K. Mudge-FSU21	.800
4.	Donihoo, M.-OU21	.667
	J. Johnson-BAMA21	.667
	K. Tow-BAMA21	.667
7.	Johns, J.-OU21	.500
8.	Coleman, J.-OU21	.429
	Hansen, K.-OU21	.429
10.	S. Sherrill-FSU21	.375

	Pct adv runners	
1.	B. Hemphill-BAMA21	1.000
2.	K. Mudge-FSU21	.889
3.	Donihoo, M.-OU21	.818
4.	M. Morgan-BAMA21	.750
5.	S. Sherrill-FSU21	.688
6.	S. Jubas-JMU21	.667
7.	K. Tow-BAMA21	.571
8.	Alo, J.-OU21	.538
	Mendes, N.-OU21	.538
10.	Jennings, T.-OU21	.500

	Pinch hitting avg	
1.	A. Doerr-BAMA21	1.000
2.	Boone, R.-OU21	.667
3.	Elam, L.-OU21	.200
4.	K. Landers-FSU21	.000
	Green, G.-OU21	.000
	J. Peres-UCLA21	.000
	K. LoPreste-FSU21	.000
	E. Phillips-JMU21	.000
	K. Haney-BAMA21	.000
	C. Saabye-FSU21	.000

	Pinch hit at bats	
1.	Elam, L.-OU21	5
2.	Boone, R.-OU21	3
3.	K. LoPreste-FSU21	2
	E. Phillips-JMU21	2
	Green, G.-OU21	2
	J. Peres-UCLA21	2
	K. Landers-FSU21	2
8.	5 tied at.....	1

	Pinch hits	
1.	Boone, R.-OU21	2
2.	A. Doerr-BAMA21	1
	Elam, L.-OU21	1

	2-out RBIs	
1.	Donihoo, M.-OU21	8
2.	S. Sherrill-FSU21	5
3.	K. Harding-FSU21	4
	Coleman, J.-OU21	4
5.	D. Morgan-FSU21	3
	S. Jubas-JMU21	3
	Alo, J.-OU21	3
8.	4 tied at.....	2

	Runners advanced	
1.	T. Clark-BAMA21	4
2.	Alo, J.-OU21	3
	Mendes, N.-OU21	3
	S. Sherrill-FSU21	3
5.	12 tied at.....	2

	Runners left on base	
1.	Jennings, T.-OU21	9
2.	Coleman, J.-OU21	8
	L. Meeks-JMU21	8
	C. Davis-FSU21	8
5.	B. Nickles-UCLA21	7
	A. Shelnutt-FSU21	7
7.	D. Morgan-FSU21	6
	D. Flaherty-FSU21	6
9.	5 tied at.....	5

Fly outs		
1.	Coleman, J.-OU21	10
	E. Mason-FSU21	10
	Alo, J.-OU21	10
4.	Hansen, K.-OU21	8
5.	S. Sherrill-FSU21	7
	Mendes, N.-OU21	7
7.	6 tied at.....	6

Ground outs		
1.	Jennings, T.-OU21	9
2.	J. Muffley-FSU21	8
3.	Coleman, J.-OU21	7
	Hansen, K.-OU21	7
5.	9 tied at.....	6

Fly outs/Ground outs		
1.	K. Gordon-JMU21	99.00
2.	K. Harding-FSU21	5.00
3.	S. Woodard-BAMA21	4.00
4.	L. Meeks-JMU21	3.00
5.	Alo, J.-OU21	2.50
6.	S. Sherrill-FSU21	2.33
7.	S. Jubas-JMU21	2.00
	O. Alexander-JMU21	2.00
	M. Morgan-BAMA21	2.00
	L. Bernett-JMU21	2.00

Ground outs/Fly outs		
1.	Donihoo, M.-OU21	6.00
	K. Tow-BAMA21	6.00
3.	M. Naujokas-JMU21	3.00
4.	Jennings, T.-OU21	1.80
5.	D. Morgan-FSU21	1.50
	L. Newton-JMU21	1.50
	A. Jordan-UCLA21	1.50
8.	J. Muffley-FSU21	1.33
	Johns, J.-OU21	1.33
	Snow, T.-OU21	1.33

The Automated ScoreBook
NCAA Batting Per-Game Leaders (as of Apr 26, 2022)
(All games)

Hitting minimums - 1 Games 10 AB
Pitching minimums - 1 Games 10 IP

	Hits per game	
1.	K. Mudge-FSU21	1.75
2.	Alo, J.-OU21	1.38
3.	Hansen, K.-OU21	1.25
	Donihoo, M.-OU21	1.25
	B. Hemphill-BAMA21	1.25
6.	Jennings, T.-OU21	1.13
	Coleman, J.-OU21	1.13
8.	S. Jubas-JMU21	1.00
	K. Gordon-JMU21	1.00
	M. Naujokas-JMU21	1.00

	Runs scored per game	
1.	B. Hemphill-BAMA21	1.25
2.	Mendes, N.-OU21	1.00
	K. Gordon-JMU21	1.00
4.	Jennings, T.-OU21	0.88
	Donihoo, M.-OU21	0.88
6.	Hansen, K.-OU21	0.75
	K. Mudge-FSU21	0.75
	Alo, J.-OU21	0.75
9.	K. Harding-FSU21	0.50
	D. Morgan-FSU21	0.50

	Doubles per game	
1.	K. Mudge-FSU21	0.38
	Jennings, T.-OU21	0.38
3.	Coleman, J.-OU21	0.25
	Mendes, N.-OU21	0.25
	S. Sherrill-FSU21	0.25
	K. Sides-BAMA21	0.25
	M. Naujokas-JMU21	0.25
	M. Morgan-BAMA21	0.25
	B. Hemphill-BAMA21	0.25
10.	Hansen, K.-OU21	0.13

	Triples per game	
1.	Mendes, N.-OU21	0.25
2.	Alo, J.-OU21	0.13
	D. Morgan-FSU21	0.13
4.	Jennings, T.-OU21	0.00
	Coleman, J.-OU21	0.00
	E. Mason-FSU21	0.00
	Hansen, K.-OU21	0.00
	K. Mudge-FSU21	0.00
	D. Flaherty-FSU21	0.00
	C. Davis-FSU21	0.00

	Homers per game	
1.	K. Gordon-JMU21	0.75
2.	Alo, J.-OU21	0.50
	S. Jubas-JMU21	0.50
	B. Hemphill-BAMA21	0.50
5.	Hansen, K.-OU21	0.38
	Donihoo, M.-OU21	0.38
7.	E. Mason-FSU21	0.25
	Jennings, T.-OU21	0.25
	K. Tow-BAMA21	0.25
10.	Coleman, J.-OU21	0.13

	RBIs per game	
1.	S. Jubas-JMU21	1.50
2.	Donihoo, M.-OU21	1.25
	B. Hemphill-BAMA21	1.25
4.	Hansen, K.-OU21	1.00
	Jennings, T.-OU21	1.00
	K. Tow-BAMA21	1.00
7.	Alo, J.-OU21	0.88
8.	E. Mason-FSU21	0.75
	Coleman, J.-OU21	0.75
	S. Sherrill-FSU21	0.75

	Stolen bases per game	
1.	K. Mudge-FSU21	0.38
	Lyons, G.-OU21	0.38
3.	E. Mason-FSU21	0.25
	S. Sherrill-FSU21	0.25
	A. Mack-BAMA21	0.25
	S. Woodard-BAMA21	0.25
	K. Sides-BAMA21	0.25
	M. Naujokas-JMU21	0.25
9.	Jennings, T.-OU21	0.13
	Coleman, J.-OU21	0.13

	Walks per game	
1.	S. Sherrill-FSU21	1.00
	B. Hemphill-BAMA21	1.00
3.	Alo, J.-OU21	0.50
	J. Muffley-FSU21	0.50
	K. Tow-BAMA21	0.50
	L. Newton-JMU21	0.50
7.	Hansen, K.-OU21	0.38
	Jennings, T.-OU21	0.38
	A. Shelnutt-FSU21	0.38
	Donihoo, M.-OU21	0.38

	Strikeouts per game	
1.	B. Hemphill-BAMA21	0.00
2.	Coleman, J.-OU21	0.13
	J. Muffley-FSU21	0.13
4.	K. Mudge-FSU21	0.25
	Hansen, K.-OU21	0.25
	Alo, J.-OU21	0.25
	Mendes, N.-OU21	0.25
	S. Jubas-JMU21	0.25
	J. Johnson-BAMA21	0.25
	A. Mack-BAMA21	0.25

	At bats per game	
1.	Hansen, K.-OU21	3.50
	K. Mudge-FSU21	3.50
	Jennings, T.-OU21	3.50
	Coleman, J.-OU21	3.50
	E. Mason-FSU21	3.50
	S. Jubas-JMU21	3.50
7.	Alo, J.-OU21	3.38
8.	A. Jordan-UCLA21	3.33
9.	J. Johnson-BAMA21	3.25
	A. Mack-BAMA21	3.25

	Plate appearances/game	
1.	Jennings, T.-OU21	3.88
	Hansen, K.-OU21	3.88
	Alo, J.-OU21	3.88
4.	K. Mudge-FSU21	3.75
5.	S. Sherrill-FSU21	3.63
6.	Coleman, J.-OU21	3.50
	E. Mason-FSU21	3.50
	S. Jubas-JMU21	3.50
	A. Mack-BAMA21	3.50
	K. Gordon-JMU21	3.50

The Automated ScoreBook
NCAA Pitching Leaders (as of Apr 26, 2022)
(All games)

Hitting minimums - 1 Games 10 AB
Pitching minimums - 1 Games 10 IP

	Earned run avg	
1.	Juarez, G.-OU21	1.15
2.	C. Eberle-OSU21	1.54
3.	Saile, S.-OU21	1.84
4.	K. Sandercoc-FSU21	2.59
5.	L. Kilfoyl-BAMA21	2.61
6.	M. Fouts-BAMA21	3.78
7.	C. Arnold-FSU21	4.22
8.	O. Alexander-JMU21	5.40
9.	R. Garcia-UCLA21	5.50
10.	M. Avant-UGA21	5.73

	Opposing bat avg	
1.	M. Fouts-BAMA21	.140
2.	Juarez, G.-OU21	.148
3.	Saile, S.-OU21	.214
4.	O. Alexander-JMU21	.225
5.	K. Sandercoc-FSU21	.244
6.	M. Avant-UGA21	.256
7.	C. Arnold-FSU21	.275
8.	R. Garcia-UCLA21	.292
	C. Eberle-OSU21	.292
10.	D. Watson-FSU21	.295

	Innings pitched	
1.	Juarez, G.-OU21	31.1
	K. Sandercoc-FSU21	31.1
3.	O. Alexander-JMU21	26.2
4.	R. Garcia-UCLA21	18.0
5.	M. Fouts-BAMA21	16.2
6.	Saile, S.-OU21	14.2
7.	C. Eberle-OSU21	11.2
8.	M. Avant-UGA21	11.0
9.	D. Watson-FSU21	10.2
	C. Arnold-FSU21	10.2

	Batters struck out	
1.	Juarez, G.-OU21	38
2.	M. Fouts-BAMA21	35
3.	K. Sandercoc-FSU21	22
4.	R. Garcia-UCLA21	21
5.	O. Alexander-JMU21	18
6.	L. Kilfoyl-BAMA21	13
7.	May, N.-OU21	11
	Saile, S.-OU21	11
9.	K. Maxwell-OSU21	10
10.	C. Arnold-FSU21	8

	Batters SO out looking	
1.	Juarez, G.-OU21	7
2.	R. Garcia-UCLA21	6
3.	L. Kilfoyl-BAMA21	5
4.	M. Fouts-BAMA21	4
5.	O. Alexander-JMU21	3
	May, N.-OU21	3
7.	K. Maxwell-OSU21	2
	L. Simunek-OSU21	2
	C. Arnold-FSU21	2
10.	4 tied at.....	1

	Wins	
1.	Juarez, G.-OU21	5
2.	K. Sandercoc-FSU21	3
3.	D. Watson-FSU21	2
	M. Fouts-BAMA21	2
	O. Alexander-JMU21	2
6.	C. Eberle-OSU21	1
	May, N.-OU21	1
	R. Garcia-UCLA21	1

	Saves	
1.	K. Sandercoc-FSU21	1

	Appearances	
1.	K. Sandercoc-FSU21	8
2.	Juarez, G.-OU21	5
3.	D. Watson-FSU21	4
	May, N.-OU21	4
	C. Arnold-FSU21	4
	O. Alexander-JMU21	4
7.	R. Garcia-UCLA21	3
	M. Fouts-BAMA21	3
	C. Eberle-OSU21	3
	Saile, S.-OU21	3

	Games started	
1.	K. Sandercoc-FSU21	4
	O. Alexander-JMU21	4
	Juarez, G.-OU21	4
4.	M. Fouts-BAMA21	3
	R. Garcia-UCLA21	3
6.	6 tied at.....	2

	Games finished	
1.	K. Sandercoc-FSU21	4
2.	D. Watson-FSU21	2
	May, N.-OU21	2
	H. Azevedo-UCLA21	2
5.	10 tied at.....	1

	Games in relief	
1.	K. Sandercoc-FSU21	4
2.	E. Wilson-FSU21	2
	May, N.-OU21	2
	C. Arnold-FSU21	2
	H. Azevedo-UCLA21	2
	D. Watson-FSU21	2
7.	11 tied at.....	1

	Sac bunts allowed	
1.	K. Sandercoc-FSU21	3
2.	R. Garcia-UCLA21	2
	C. Arnold-FSU21	2
4.	Saile, S.-OU21	1
	Juarez, G.-OU21	1
	O. Alexander-JMU21	1
	M. Fouts-BAMA21	1
	Hanah Bowen-ARIZ21	1
	M. Avant-UGA21	1
	May, N.-OU21	1

	Sac flies allowed	
1.	K. Sandercoc-FSU21	1
	M. Lopez-ARIZ21	1
	O. Alexander-JMU21	1
	C. Arnold-FSU21	1

	Losses	
1.	M. Avant-UGA21	2
	R. Garcia-UCLA21	2
	K. Sandercoc-FSU21	2
	O. Alexander-JMU21	2
5.	9 tied at.....	1

	Runners picked off	

	Wild pitches	
1.	D. Watson-FSU21	3
2.	O. Alexander-JMU21	2
	Saile, S.-OU21	2
	L. Simunek-OSU21	2
5.	Juarez, G.-OU21	1
	L. Kilfoyl-BAMA21	1
	E. Wilson-FSU21	1
	C. Eberle-OSU21	1

	Balks	

	Hit batters	
1.	O. Alexander-JMU21	3
2.	R. Garcia-UCLA21	2
	M. Lopez-ARIZ21	2
4.	8 tied at.....	1

	Intentional BB allowed	
1.	K. Sandercoc-FSU21	1

	Hits allowed	
1.	M. Fouts-BAMA21	8
2.	C. Arnold-FSU21	11
	M. Avant-UGA21	11
4.	Saile, S.-OU21	12
5.	D. Watson-FSU21	13
	L. Kilfoyl-BAMA21	13
7.	C. Eberle-OSU21	14
8.	Juarez, G.-OU21	16
9.	R. Garcia-UCLA21	21
10.	O. Alexander-JMU21	23

	Runs allowed	
1.	L. Kilfoyl-BAMA21	3
2.	Juarez, G.-OU21	4
	C. Eberle-OSU21	4
4.	C. Arnold-FSU21	5
5.	Saile, S.-OU21	8
	M. Fouts-BAMA21	8
	M. Avant-UGA21	8
8.	D. Watson-FSU21	9
9.	K. Sandercoc-FSU21	13
10.	R. Garcia-UCLA21	14

	Earned runs allowed	
1.	C. Eberle-OSU21	2
2.	L. Kilfoyl-BAMA21	3
	Saile, S.-OU21	3
4.	Juarez, G.-OU21	4
5.	C. Arnold-FSU21	5
6.	M. Avant-UGA21	7
	M. Fouts-BAMA21	7
8.	K. Sandercoc-FSU21	9
	D. Watson-FSU21	9
10.	R. Garcia-UCLA21	11

	Walks allowed	
1.	M. Avant-UGA21	2
2.	C. Arnold-FSU21	3
	L. Kilfoyl-BAMA21	3
	C. Eberle-OSU21	3
	M. Fouts-BAMA21	3
	D. Watson-FSU21	3
7.	K. Sandercoc-FSU21	5
8.	Saile, S.-OU21	6
9.	R. Garcia-UCLA21	8
	Juarez, G.-OU21	8

	Doubles allowed	
1.	D. Watson-FSU21	0
	M. Fouts-BAMA21	0
	C. Arnold-FSU21	0
	M. Avant-UGA21	0
5.	C. Eberle-OSU21	1
6.	Saile, S.-OU21	2
	L. Kilfoyl-BAMA21	2
8.	O. Alexander-JMU21	3
	Juarez, G.-OU21	3
10.	R. Garcia-UCLA21	4

	Triples allowed	
1.	D. Watson-FSU21	0
	M. Fouts-BAMA21	0
	C. Arnold-FSU21	0
	M. Avant-UGA21	0
	C. Eberle-OSU21	0
	Saile, S.-OU21	0
	K. Sandercoc-FSU21	0
	Juarez, G.-OU21	0
9.	R. Garcia-UCLA21	1
	L. Kilfoyl-BAMA21	1

	Home runs allowed	
1.	L. Kilfoyl-BAMA21	0
2.	C. Eberle-OSU21	1
3.	M. Fouts-BAMA21	2
	R. Garcia-UCLA21	2
	Juarez, G.-OU21	2
	C. Arnold-FSU21	2
	K. Sandercoc-FSU21	2
8.	O. Alexander-JMU21	3
	Saile, S.-OU21	3
	M. Avant-UGA21	3

The Automated ScoreBook
NCAA Pitching Analysis Leaders (as of Apr 26, 2022)
(All games)

Hitting minimums - 1 Games 10 AB
Pitching minimums - 1 Games 10 IP

	B/avg vs left	
1.	M. Fouts-BAMA21	.143
2.	C. Arnold-FSU21	.217
3.	Juarez, G.-OU21	.219
4.	O. Alexander-JMU21	.229
5.	K. Sandercoc-FSU21	.236
6.	M. Avant-UGA21	.286
7.	R. Garcia-UCLA21	.314
8.	Saile, S.-OU21	.333
9.	L. Kilfoyl-BAMA21	.375
10.	C. Eberle-OSU21	.400

	B/avg vs right	
1.	Juarez, G.-OU21	.118
2.	M. Fouts-BAMA21	.138
3.	Saile, S.-OU21	.200
4.	D. Watson-FSU21	.222
5.	O. Alexander-JMU21	.224
6.	M. Avant-UGA21	.241
7.	K. Sandercoc-FSU21	.250
8.	L. Kilfoyl-BAMA21	.259
9.	R. Garcia-UCLA21	.270
10.	C. Eberle-OSU21	.279

	B/avg vs leadoff	
1.	Juarez, G.-OU21	.194
2.	M. Fouts-BAMA21	.235
3.	D. Watson-FSU21	.273
	M. Avant-UGA21	.273
	C. Arnold-FSU21	.273
6.	L. Kilfoyl-BAMA21	.300
7.	K. Sandercoc-FSU21	.313
8.	O. Alexander-JMU21	.370
9.	Saile, S.-OU21	.400
10.	R. Garcia-UCLA21	.421

	B/avg w/2 outs	
1.	C. Arnold-FSU21	.100
2.	Juarez, G.-OU21	.114
3.	M. Fouts-BAMA21	.118
4.	K. Sandercoc-FSU21	.154
5.	O. Alexander-JMU21	.188
6.	Saile, S.-OU21	.222
7.	C. Eberle-OSU21	.267
8.	R. Garcia-UCLA21	.286
9.	M. Avant-UGA21	.313
10.	D. Watson-FSU21	.444

	B/avg w/runners	
1.	Juarez, G.-OU21	.114
2.	Saile, S.-OU21	.200
3.	O. Alexander-JMU21	.231
4.	R. Garcia-UCLA21	.270
5.	K. Sandercoc-FSU21	.283
6.	C. Arnold-FSU21	.294
	M. Avant-UGA21	.294
8.	L. Kilfoyl-BAMA21	.300
9.	C. Eberle-OSU21	.304
10.	D. Watson-FSU21	.357

	Fly ball outs	
1.	O. Alexander-JMU21	42
2.	Juarez, G.-OU21	38
3.	Saile, S.-OU21	24
4.	C. Arnold-FSU21	16
5.	K. Sandercoc-FSU21	15
6.	R. Garcia-UCLA21	14
	M. Avant-UGA21	14
8.	D. Watson-FSU21	12
9.	May, N.-OU21	11
10.	L. Kilfoyl-BAMA21	7

	Ground ball outs	
1.	K. Sandercoc-FSU21	52
2.	C. Eberle-OSU21	23
3.	O. Alexander-JMU21	19
4.	Juarez, G.-OU21	17
5.	R. Garcia-UCLA21	15
6.	Alyssa Denham-ARIZ21	12
	M. Avant-UGA21	12
8.	M. Fouts-BAMA21	11
	D. Watson-FSU21	11
10.	L. Kilfoyl-BAMA21	10

	Fly/Ground outs	
1.	Saile, S.-OU21	3.43
2.	Juarez, G.-OU21	2.24
3.	O. Alexander-JMU21	2.21
4.	C. Arnold-FSU21	2.00
5.	M. Avant-UGA21	1.17
6.	D. Watson-FSU21	1.09
7.	R. Garcia-UCLA21	0.93
8.	L. Kilfoyl-BAMA21	0.70
9.	K. Sandercoc-FSU21	0.29
10.	M. Fouts-BAMA21	0.27

	Ground/Fly outs	
1.	C. Eberle-OSU21	3.83
2.	M. Fouts-BAMA21	3.67
3.	K. Sandercoc-FSU21	3.47
4.	L. Kilfoyl-BAMA21	1.43
5.	R. Garcia-UCLA21	1.07
6.	D. Watson-FSU21	0.92
7.	M. Avant-UGA21	0.86
8.	C. Arnold-FSU21	0.50
9.	O. Alexander-JMU21	0.45
10.	Juarez, G.-OU21	0.45

	Fly outs/game	
1.	Saile, S.-OU21	14.73
2.	O. Alexander-JMU21	14.18
3.	C. Arnold-FSU21	13.50
4.	M. Avant-UGA21	11.45
5.	Juarez, G.-OU21	10.91
6.	D. Watson-FSU21	10.12
7.	R. Garcia-UCLA21	7.00
8.	L. Kilfoyl-BAMA21	6.10
9.	C. Eberle-OSU21	4.63
10.	K. Sandercoc-FSU21	4.31

	Ground outs/game	
1.	C. Eberle-OSU21	17.74
2.	K. Sandercoc-FSU21	14.94
3.	M. Avant-UGA21	9.82
4.	D. Watson-FSU21	9.28
5.	L. Kilfoyl-BAMA21	8.71
6.	R. Garcia-UCLA21	7.50
7.	C. Arnold-FSU21	6.75
8.	O. Alexander-JMU21	6.41
9.	M. Fouts-BAMA21	5.94
10.	Juarez, G.-OU21	4.88

The Automated ScoreBook
NCAA Pitching Per-Game leaders (as of Apr 26, 2022)
(All games)

Hitting minimums - 1 Games 10 AB
Pitching minimums - 1 Games 10 IP

	Innings per game	
1.	O. Alexander-JMU21	6.67
2.	Juarez, G.-OU21	6.27
3.	R. Garcia-UCLA21	6.00
4.	M. Fouts-BAMA21	5.56
5.	M. Avant-UGA21	5.50
6.	L. Kilfoyl-BAMA21	5.17
7.	Saile, S.-OU21	4.89
8.	K. Sandercoc-FSU21	3.92
9.	C. Eberle-OSU21	3.89
10.	D. Watson-FSU21	2.67

	Strikeouts/game	
1.	M. Fouts-BAMA21	18.90
2.	L. Kilfoyl-BAMA21	11.32
3.	Juarez, G.-OU21	10.91
4.	R. Garcia-UCLA21	10.50
5.	Saile, S.-OU21	6.75
	C. Arnold-FSU21	6.75
7.	K. Sandercoc-FSU21	6.32
8.	O. Alexander-JMU21	6.08
9.	D. Watson-FSU21	5.91
10.	M. Avant-UGA21	5.73

	Walks allowed/game	
1.	K. Sandercoc-FSU21	1.44
2.	M. Fouts-BAMA21	1.62
3.	M. Avant-UGA21	1.64
4.	Juarez, G.-OU21	2.30
5.	C. Eberle-OSU21	2.31
6.	D. Watson-FSU21	2.53
	C. Arnold-FSU21	2.53
8.	L. Kilfoyl-BAMA21	2.61
9.	Saile, S.-OU21	3.68
10.	O. Alexander-JMU21	3.71

	Doubles allowed/game	
1.	M. Fouts-BAMA21	0.00
	M. Avant-UGA21	0.00
	C. Arnold-FSU21	0.00
	D. Watson-FSU21	0.00
5.	C. Eberle-OSU21	0.77
6.	Juarez, G.-OU21	0.86
7.	O. Alexander-JMU21	1.01
8.	Saile, S.-OU21	1.23
9.	K. Sandercoc-FSU21	1.44
10.	L. Kilfoyl-BAMA21	1.74

	Triples allowed/game	
1.	K. Sandercoc-FSU21	0.00
	Juarez, G.-OU21	0.00
	M. Fouts-BAMA21	0.00
	Saile, S.-OU21	0.00
	C. Eberle-OSU21	0.00
	M. Avant-UGA21	0.00
	C. Arnold-FSU21	0.00
	D. Watson-FSU21	0.00
9.	R. Garcia-UCLA21	0.50
10.	O. Alexander-JMU21	0.68

	Homers allowed/game	
1.	L. Kilfoyl-BAMA21	0.00
2.	K. Sandercoc-FSU21	0.57
	Juarez, G.-OU21	0.57
4.	C. Eberle-OSU21	0.77
5.	R. Garcia-UCLA21	1.00
6.	O. Alexander-JMU21	1.01
7.	M. Fouts-BAMA21	1.08
8.	C. Arnold-FSU21	1.69
9.	Saile, S.-OU21	1.84
10.	M. Avant-UGA21	2.45

	Batters faced/game	
1.	R. Garcia-UCLA21	42.00
2.	D. Watson-FSU21	40.50
3.	C. Eberle-OSU21	40.11
4.	L. Kilfoyl-BAMA21	40.06
5.	O. Alexander-JMU21	39.83
6.	C. Arnold-FSU21	39.66
7.	Saile, S.-OU21	39.27
8.	M. Avant-UGA21	38.45
9.	K. Sandercoc-FSU21	36.77
10.	Juarez, G.-OU21	33.89

	Hits allowed/game	
1.	M. Fouts-BAMA21	4.32
2.	Juarez, G.-OU21	4.60
3.	Saile, S.-OU21	7.36
4.	O. Alexander-JMU21	7.76
5.	K. Sandercoc-FSU21	8.33
6.	M. Avant-UGA21	9.00
7.	C. Arnold-FSU21	9.28
8.	R. Garcia-UCLA21	10.50
9.	C. Eberle-OSU21	10.80
10.	D. Watson-FSU21	10.97

	Runs allowed/game	
1.	Juarez, G.-OU21	1.15
2.	L. Kilfoyl-BAMA21	2.61
3.	C. Eberle-OSU21	3.09
4.	K. Sandercoc-FSU21	3.73
5.	C. Arnold-FSU21	4.22
6.	M. Fouts-BAMA21	4.32
7.	Saile, S.-OU21	4.91
8.	O. Alexander-JMU21	5.40
9.	M. Avant-UGA21	6.55
10.	R. Garcia-UCLA21	7.00

	Earned runs/game	
1.	Juarez, G.-OU21	1.15
2.	C. Eberle-OSU21	1.54
3.	Saile, S.-OU21	1.84
4.	K. Sandercoc-FSU21	2.59
5.	L. Kilfoyl-BAMA21	2.61
6.	M. Fouts-BAMA21	3.78
7.	C. Arnold-FSU21	4.22
8.	O. Alexander-JMU21	5.40
9.	R. Garcia-UCLA21	5.50
10.	M. Avant-UGA21	5.73

The Automated ScoreBook
NCAA Fielding Leaders (as of Apr 26, 2022)
(All games)

Hitting minimums - 1 Games
Pitching minimums - 1 Games 10 IP

	Fielding pct	
1.	A. Shelnutt-FSU21	1.000
	S. Sherrill-FSU21	1.000
	Jennings, T.-OU21	1.000
	Snow, T.-OU21	1.000
	A. Garcia-UCLA21	1.000
	K. Tow-BAMA21	1.000
	L. Bernett-JMU21	1.000
	H. Shifflett-JMU21	1.000
	K. Washingto-UCLA21	1.000
	Mendes, N.-OU21	1.000

	Chances	
1.	E. Mason-FSU21	82
2.	B. Hemphill-BAMA21	50
3.	Hansen, K.-OU21	46
4.	A. Shelnutt-FSU21	42
5.	Elam, L.-OU21	36
6.	D. Flaherty-FSU21	34
7.	S. Sherrill-FSU21	33
8.	A. Febrey-OSU21	30
9.	Jennings, T.-OU21	27
10.	Snow, T.-OU21	25

	Putouts	
1.	E. Mason-FSU21	78
2.	B. Hemphill-BAMA21	46
3.	Hansen, K.-OU21	42
4.	A. Shelnutt-FSU21	37
5.	Elam, L.-OU21	33
6.	A. Febrey-OSU21	28
7.	A. Garcia-UCLA21	23
	Snow, T.-OU21	23
9.	K. Tow-BAMA21	21
10.	L. Bernett-JMU21	20

	Assists	
1.	D. Flaherty-FSU21	25
2.	S. Sherrill-FSU21	23
3.	J. Muffley-FSU21	12
4.	S.Pennington-OSU21	11
5.	K. Naomi-OSU21	9
6.	Jennings, T.-OU21	8
7.	6 tied at.....	7

	Fielding double plays	
1.	E. Mason-FSU21	3
	S. Sherrill-FSU21	3
3.	A. Febrey-OSU21	2
	K. Petty-OSU21	2
	B. Perez-UCLA21	2
	A. Vines-UCLA21	2
7.	17 tied at.....	1

	Passed balls	
1.	A. Shelnutt-FSU21	2

	Catchers interference	

	Steal attempts against	
1.	A. Garcia-UCLA21	9
2.	R. Garcia-UCLA21	8
3.	Saile, S.-OU21	4
4.	Elam, L.-OU21	3
	L. Bernett-JMU21	3
	O. Alexander-JMU21	3
7.	7 tied at.....	2

	Stolen bases against	
1.	A. Garcia-UCLA21	8
2.	R. Garcia-UCLA21	7
3.	L. Bernett-JMU21	3
	Elam, L.-OU21	3
	O. Alexander-JMU21	3
	Saile, S.-OU21	3
7.	6 tied at.....	2

	Caught stealing by	
1.	Saile, S.-OU21	1
	R. Garcia-UCLA21	1
	Hansen, K.-OU21	1
	A. Garcia-UCLA21	1

	Errors	
1.	D. Flaherty-FSU21	3
2.	A. Febrey-OSU21	2
	R. Wright-OSU21	2
	Lyons, G.-OU21	2
	Hansen, K.-OU21	2
	Johns, J.-OU21	2
	S. Jubas-JMU21	2
	J. Muffley-FSU21	2
9.	19 tied at.....	1

The Automated ScoreBook
NCAA Batting Leaders (as of Apr 26, 2022)
(All games)

Hitting minimums - 1 Games 10 AB
Pitching minimums - 1 Games 10 IP

	Batting avg	
1.	Oklahoma	.302
2.	Alabama	.248
3.	Florida State	.238
4.	UCLA	.213
5.	Georgia	.208
6.	James Madison	.206
7.	Arizona	.200
8.	Oklahoma State	.186

	Slugging pct	
1.	Oklahoma	.577
2.	Alabama	.396
3.	James Madison	.355
4.	Florida State	.352
5.	Arizona	.340
6.	UCLA	.320
7.	Georgia	.250
8.	Oklahoma State	.229

	On base pct	
1.	Oklahoma	.369
2.	Florida State	.326
3.	Alabama	.309
4.	James Madison	.261
5.	Georgia	.255
6.	UCLA	.253
7.	Oklahoma State	.240
8.	Arizona	.226

	Runs scored	
1.	Oklahoma	49
2.	Florida State	29
3.	Alabama	16
4.	James Madison	10
5.	UCLA	7
6.	Oklahoma State	6
7.	Arizona	4
8.	Georgia	2

	Hits	
1.	Oklahoma	67
2.	Florida State	50
3.	Alabama	25
4.	James Madison	22
5.	UCLA	16
6.	Oklahoma State	13
7.	Arizona	10
	Georgia	10

	Runs batted in	
1.	Oklahoma	46
2.	Florida State	27
3.	Alabama	15
4.	James Madison	9
5.	UCLA	7
6.	Oklahoma State	5
7.	Arizona	4
8.	Georgia	1

	Doubles	
1.	Oklahoma	10
2.	Florida State	7
3.	Alabama	3
4.	Georgia	2
	UCLA	2
6.	Arizona	1
	James Madison	1

	Triples	
1.	Oklahoma	3
2.	Florida State	1

	Home runs	
1.	Oklahoma	15
2.	Florida State	5
	James Madison	5
4.	Alabama	4
5.	UCLA	2
	Arizona	2
7.	Oklahoma State	1

	Total bases	
1.	Oklahoma	128
2.	Florida State	74
3.	Alabama	40
4.	James Madison	38
5.	UCLA	24
6.	Arizona	17
7.	Oklahoma State	16
8.	Georgia	12

	Total plate appearances	
1.	Oklahoma	250
2.	Florida State	241
3.	James Madison	116
4.	Alabama	114
5.	UCLA	80
6.	Oklahoma State	79
7.	Arizona	54
8.	Georgia	51

	At bats	
1.	Oklahoma	222
2.	Florida State	210
3.	James Madison	107
4.	Alabama	101
5.	UCLA	75
6.	Oklahoma State	70
7.	Arizona	50
8.	Georgia	48

	Walks	
1.	Florida State	25
2.	Oklahoma	19
3.	Alabama	8
4.	James Madison	6
5.	Oklahoma State	4
6.	UCLA	3
7.	Arizona	2
	Georgia	2

	Hit by pitch	
1.	Oklahoma	6
2.	Florida State	3
3.	James Madison	2
4.	Georgia	1
	UCLA	1
	Alabama	1
	Oklahoma State	1

	Strikeouts	
1.	Florida State	58
2.	Oklahoma	37
3.	James Madison	32
4.	UCLA	25
5.	Arizona	23
6.	Oklahoma State	15
7.	Alabama	14
8.	Georgia	13

	Sac bunts	
1.	Oklahoma State	4
	Alabama	4
3.	Florida State	2
4.	UCLA	1
	James Madison	1
	Oklahoma	1
	Arizona	1

	Sac flies	
1.	Oklahoma	2
2.	Florida State	1
	Arizona	1

	Stolen bases	
1.	Florida State	10
2.	Oklahoma	6
3.	Alabama	3
	Oklahoma State	3
5.	James Madison	1

	Caught stealing	
1.	Florida State	1
	James Madison	1

	Steal attempts	
1.	Florida State	11
2.	Oklahoma	6
3.	Oklahoma State	3
	Alabama	3
5.	James Madison	2

	Grounded into DP	
1.	Oklahoma	4
2.	Georgia	2
3.	Florida State	1
	Arizona	1
	Oklahoma State	1

The Automated ScoreBook
NCAA Batting Analysis Leaders (as of Apr 26, 2022)
(All games)

Hitting minimums - 1 Games 10 AB
Pitching minimums - 1 Games 10 IP

Avg vs left	
1. Florida State	.175
2. UCLA	.167
3. Georgia	.158
4. James Madison	.129

Avg vs right	
1. Oklahoma	.302
2. Florida State	.261
3. Alabama	.248
4. Georgia	.241
5. James Madison	.237
6. UCLA	.228
7. Arizona	.200
8. Oklahoma State	.186

Pct reach as leadoff	
1. Oklahoma	.415
2. Oklahoma State	.400
3. Florida State	.345
4. James Madison	.321
5. Georgia	.308
6. Alabama	.222
7. Arizona	.214
8. UCLA	.100

Avg w/2 outs	
1. Oklahoma	.284
2. Florida State	.274
3. UCLA	.259
4. James Madison	.243
5. Alabama	.219
6. Georgia	.143
7. Oklahoma State	.136
8. Arizona	.133

Avg w/bases empty	
1. Oklahoma	.298
2. Florida State	.252
3. Oklahoma State	.211
4. James Madison	.203
5. Alabama	.200
6. UCLA	.185
Georgia	.185
8. Arizona	.139

Avg w/runners	
1. Arizona	.357
2. Alabama	.317
3. Oklahoma	.306
4. UCLA	.286
5. Georgia	.238
6. Florida State	.222
7. James Madison	.211
8. Oklahoma State	.156

Avg w/bases loaded	
1. Oklahoma	.000
Florida State	.000
UCLA	.000
Arizona	.000

Avg w/RBI ops	
1. Alabama	.360
2. UCLA	.357
3. Oklahoma	.294
4. Florida State	.250
Oklahoma State	.250
Arizona	.250
Georgia	.250
8. James Madison	.136

Pct adv runners	
1. Alabama	.468
2. UCLA	.440
3. Arizona	.438
4. Oklahoma	.434
5. Florida State	.409
Georgia	.409
7. Oklahoma State	.361
8. James Madison	.310

Pinch hitting avg	
1. Alabama	.500
2. Oklahoma	.300
3. Florida State	.000
UCLA	.000
James Madison	.000

Pinch hit at bats	
1. Oklahoma	10
2. Florida State	6
3. UCLA	3
4. James Madison	2
Alabama	2

Pinch hits	
1. Oklahoma	3
2. Alabama	1

2-out RBIs	
1. Oklahoma	20
2. Florida State	15
3. Alabama	6
4. UCLA	4
5. James Madison	3
Oklahoma State	3
7. Arizona	1

Runners advanced	
1. Oklahoma	14
2. Florida State	12
3. Alabama	9
4. Arizona	5
5. Oklahoma State	4
6. UCLA	3
7. Georgia	1

Runners left on base	
1. Florida State	45
2. Oklahoma	42
3. James Madison	22
4. Alabama	16
5. UCLA	13
Oklahoma State	13
7. Georgia	10
8. Arizona	8

Fly outs	
1. Oklahoma	58
2. Florida State	54
3. James Madison	32
4. Alabama	30
5. Oklahoma State	21
6. UCLA	14
7. Georgia	6
8. Arizona	5

Ground outs	
1. Oklahoma	57
2. Florida State	45
3. Alabama	35
4. Oklahoma State	22
5. UCLA	21
6. James Madison	19
7. Georgia	18
8. Arizona	13

Fly outs/Ground outs	
1. James Madison	1.68
2. Florida State	1.20
3. Oklahoma	1.02
4. Oklahoma State	0.95
5. Alabama	0.86
6. UCLA	0.67
7. Arizona	0.38
8. Georgia	0.33

Ground outs/Fly outs	
1. Georgia	3.00
2. Arizona	2.60
3. UCLA	1.50
4. Alabama	1.17
5. Oklahoma State	1.05
6. Oklahoma	0.98
7. Florida State	0.83
8. James Madison	0.59

The Automated ScoreBook
NCAA Batting Per-Game Leaders (as of Apr 26, 2022)
(All games)

Hitting minimums - 1 Games 10 AB
Pitching minimums - 1 Games 10 IP

Hits per game		Runs scored per game		Doubles per game	
1. Oklahoma	8.38	1. Oklahoma	6.13	1. Oklahoma	1.25
2. Florida State	6.25	2. Alabama	4.00	2. Georgia	1.00
Alabama	6.25	3. Florida State	3.63	3. Florida State	0.88
4. James Madison	5.50	4. James Madison	2.50	4. Alabama	0.75
5. UCLA	5.33	5. UCLA	2.33	5. UCLA	0.67
6. Arizona	5.00	6. Oklahoma State	2.00	6. Arizona	0.50
Georgia	5.00	Arizona	2.00	7. James Madison	0.25
8. Oklahoma State	4.33	8. Georgia	1.00	8. Oklahoma State	0.00

Triples per game		Homers per game		RBIs per game	
1. Oklahoma	0.38	1. Oklahoma	1.88	1. Oklahoma	5.75
2. Florida State	0.13	2. James Madison	1.25	2. Alabama	3.75
3. James Madison	0.00	3. Alabama	1.00	3. Florida State	3.38
Alabama	0.00	Arizona	1.00	4. UCLA	2.33
UCLA	0.00	5. UCLA	0.67	5. James Madison	2.25
Oklahoma State	0.00	6. Florida State	0.63	6. Arizona	2.00
Arizona	0.00	7. Oklahoma State	0.33	7. Oklahoma State	1.67
Georgia	0.00	8. Georgia	0.00	8. Georgia	0.50

Stolen bases per game		Walks per game		Strikeouts per game	
1. Florida State	1.25	1. Florida State	3.13	1. Alabama	3.50
2. Oklahoma State	1.00	2. Oklahoma	2.38	2. Oklahoma	4.63
3. Oklahoma	0.75	3. Alabama	2.00	3. Oklahoma State	5.00
Alabama	0.75	4. James Madison	1.50	4. Georgia	6.50
5. James Madison	0.25	5. Oklahoma State	1.33	5. Florida State	7.25
6. UCLA	0.00	6. UCLA	1.00	6. James Madison	8.00
Arizona	0.00	Arizona	1.00	7. UCLA	8.33
Georgia	0.00	Georgia	1.00	8. Arizona	11.50

At bats per game		Plate appearances/game	
1. Oklahoma	27.75	1. Oklahoma	31.25
2. James Madison	26.75	2. Florida State	30.13
3. Florida State	26.25	3. James Madison	29.00
4. Alabama	25.25	4. Alabama	28.50
5. UCLA	25.00	5. Arizona	27.00
Arizona	25.00	6. UCLA	26.67
7. Georgia	24.00	7. Oklahoma State	26.33
8. Oklahoma State	23.33	8. Georgia	25.50

The Automated ScoreBook
NCAA Pitching Leaders (as of Apr 26, 2022)
(All games)

Hitting minimums - 1 Games 10 AB
Pitching minimums - 1 Games 10 IP

	Earned run avg	
1.	Oklahoma State	2.25
2.	Oklahoma	2.73
3.	Alabama	3.33
4.	Florida State	4.17
5.	James Madison	5.46
6.	Arizona	5.68
7.	UCLA	5.85
8.	Georgia	7.50

	Opposing bat avg	
1.	Alabama	.210
2.	Oklahoma	.212
3.	Arizona	.229
4.	Oklahoma State	.238
5.	James Madison	.239
6.	Florida State	.263
7.	Georgia	.286
8.	UCLA	.288

	Innings pitched	
1.	Oklahoma	56.0
2.	Florida State	54.0
3.	James Madison	28.0
4.	Alabama	27.0
5.	Oklahoma State	20.0
	UCLA	20.0
7.	Arizona	12.2
8.	Georgia	12.0

	Batters struck out	
1.	Oklahoma	60
2.	Alabama	48
3.	Florida State	37
4.	UCLA	23
5.	James Madison	19
6.	Oklahoma State	16
7.	Arizona	7
	Georgia	7

	Batters SO out looking	
1.	Oklahoma	10
2.	Alabama	9
3.	UCLA	7
4.	Florida State	4
	Oklahoma State	4
6.	James Madison	3
7.	Arizona	1

	Wins	
1.	Oklahoma	6
2.	Florida State	5
3.	Alabama	2
	James Madison	2
5.	UCLA	1
	Oklahoma State	1

	Losses	
1.	Florida State	3
2.	Alabama	2
	James Madison	2
	UCLA	2
	Oklahoma State	2
	Arizona	2
	Georgia	2
	Oklahoma	2

	Saves	
1.	Florida State	1

	Runners picked off	

	Sac bunts allowed	
1.	Florida State	5
2.	Oklahoma	3
3.	UCLA	2
4.	Georgia	1
	James Madison	1
	Alabama	1
	Arizona	1

	Sac flies allowed	
1.	Florida State	2
2.	Arizona	1
	James Madison	1

	Hits allowed	
1.	Arizona	11
2.	Georgia	14
3.	Oklahoma State	19
4.	Alabama	21
5.	UCLA	23
6.	James Madison	26
7.	Oklahoma	44
8.	Florida State	55

	Runs allowed	
1.	Oklahoma State	8
2.	Arizona	9
3.	Georgia	11
	Alabama	11
5.	UCLA	16
6.	James Madison	17
7.	Oklahoma	22
8.	Florida State	29

	Earned runs allowed	
1.	Oklahoma State	5
2.	Arizona	8
3.	Alabama	10
	Georgia	10
5.	UCLA	13
6.	Oklahoma	17
	James Madison	17
8.	Florida State	25

	Walks allowed	
1.	Georgia	2
2.	Oklahoma State	5
3.	Arizona	6
	Alabama	6
5.	UCLA	8
6.	James Madison	11
7.	Florida State	13
8.	Oklahoma	18

	Doubles allowed	
1.	Georgia	1
	Arizona	1
3.	Alabama	2
	Oklahoma State	2
5.	James Madison	3
6.	UCLA	4
7.	Florida State	6
8.	Oklahoma	7

	Triples allowed	
1.	Georgia	0
	Arizona	0
	Florida State	0
	Oklahoma State	0
	Oklahoma	0
6.	Alabama	1
	UCLA	1
8.	James Madison	2

	Home runs allowed	
1.	Alabama	2
	Oklahoma State	2
3.	Arizona	3
	UCLA	3
5.	James Madison	4
	Georgia	4
7.	Oklahoma	7
8.	Florida State	9

	Wild pitches	
1.	Florida State	4
2.	Oklahoma State	3
	Oklahoma	3
4.	James Madison	2
5.	Alabama	1

	Balks	

	Hit batters	
1.	Oklahoma	4
2.	James Madison	3
3.	UCLA	2
	Arizona	2
	Florida State	2
6.	Oklahoma State	1
	Georgia	1

	Intentional BB allowed	
1.	Florida State	1

The Automated ScoreBook
NCAA Pitching Analysis Leaders (as of Apr 26, 2022)
(All games)

Hitting minimums - 1 Games 10 AB
Pitching minimums - 1 Games 10 IP

	B/avg vs left	
1.	Alabama	.227
2.	Arizona	.231
3.	James Madison	.243
4.	Florida State	.265
5.	UCLA	.289
6.	Oklahoma	.296
7.	Oklahoma State	.333
	Georgia	.333

	B/avg vs right	
1.	Oklahoma	.182
2.	Alabama	.196
3.	Oklahoma State	.215
4.	Arizona	.227
5.	James Madison	.236
6.	Florida State	.261
7.	Georgia	.265
8.	UCLA	.286

	B/avg vs leadoff	
1.	Arizona	.077
2.	Alabama	.259
3.	Florida State	.296
4.	Oklahoma	.304
5.	Georgia	.333
6.	James Madison	.393
7.	UCLA	.400
8.	Oklahoma State	.450

	B/avg w/2 outs	
1.	Oklahoma State	.174
2.	James Madison	.176
3.	Oklahoma	.214
4.	Florida State	.232
5.	Arizona	.294
6.	Alabama	.297
7.	UCLA	.308
8.	Georgia	.333

	B/avg w/runners	
1.	Oklahoma State	.200
2.	Arizona	.211
3.	Oklahoma	.220
4.	James Madison	.228
5.	UCLA	.293
6.	Florida State	.301
7.	Alabama	.323
8.	Georgia	.333

	Fly ball outs	
1.	Oklahoma	73
2.	Florida State	43
	James Madison	43
4.	UCLA	15
	Georgia	15
6.	Arizona	12
7.	Alabama	10
8.	Oklahoma State	9

	Ground ball outs	
1.	Florida State	75
2.	Oklahoma State	32
3.	Oklahoma	31
4.	Alabama	21
	James Madison	21
6.	Arizona	18
	UCLA	18
8.	Georgia	14

	Fly/Ground outs	
1.	Oklahoma	2.35
2.	James Madison	2.05
3.	Georgia	1.07
4.	UCLA	0.83
5.	Arizona	0.67
6.	Florida State	0.57
7.	Alabama	0.48
8.	Oklahoma State	0.28

	Ground/Fly outs	
1.	Oklahoma State	3.56
2.	Alabama	2.10
3.	Florida State	1.74
4.	Arizona	1.50
5.	UCLA	1.20
6.	Georgia	0.93
7.	James Madison	0.49
8.	Oklahoma	0.42

The Automated ScoreBook
NCAA Pitching Per-Game leaders (as of Apr 26, 2022)
(All games)

Hitting minimums - 1 Games 10 AB
Pitching minimums - 1 Games 10 IP

Innings per game		
1.	Oklahoma	7.00
	James Madison	7.00
3.	Florida State	6.75
	Alabama	6.75
5.	UCLA	6.67
	Oklahoma State	6.67
7.	Arizona	6.33
8.	Georgia	6.00

Strikeouts/game		
1.	Alabama	16.00
2.	UCLA	10.35
3.	Oklahoma	9.64
4.	Oklahoma State	7.20
5.	Florida State	6.17
6.	James Madison	6.11
7.	Georgia	5.25
8.	Arizona	4.97

Walks allowed/game		
1.	Georgia	1.50
2.	Alabama	2.00
3.	Florida State	2.17
4.	Oklahoma State	2.25
5.	Oklahoma	2.89
6.	James Madison	3.54
7.	UCLA	3.60
8.	Arizona	4.26

Doubles allowed/game		
1.	Alabama	0.67
2.	Arizona	0.71
3.	Georgia	0.75
4.	Oklahoma State	0.90
5.	James Madison	0.96
6.	Florida State	1.00
7.	Oklahoma	1.12
8.	UCLA	1.80

Triples allowed/game		
1.	Oklahoma	0.00
	Florida State	0.00
	Oklahoma State	0.00
	Arizona	0.00
	Georgia	0.00
6.	Alabama	0.33
7.	UCLA	0.45
8.	James Madison	0.64

Homers allowed/game		
1.	Alabama	0.67
2.	Oklahoma State	0.90
3.	Oklahoma	1.12
4.	James Madison	1.29
5.	UCLA	1.35
6.	Florida State	1.50
7.	Arizona	2.13
8.	Georgia	3.00

Fly outs/game		
1.	James Madison	13.82
2.	Oklahoma	11.73
3.	Georgia	11.25
4.	Arizona	8.53
5.	Florida State	7.17
6.	UCLA	6.75
7.	Oklahoma State	4.05
8.	Alabama	3.33

Ground outs/game		
1.	Oklahoma State	14.40
2.	Arizona	12.79
3.	Florida State	12.50
4.	Georgia	10.50
5.	UCLA	8.10
6.	Alabama	7.00
7.	James Madison	6.75
8.	Oklahoma	4.98

Batters faced/game		
1.	UCLA	41.40
2.	Arizona	41.21
3.	James Madison	40.18
4.	Georgia	39.75
5.	Oklahoma State	38.70
6.	Florida State	38.50
7.	Oklahoma	37.45
8.	Alabama	35.67

Hits allowed/game		
1.	Alabama	7.00
2.	Oklahoma	7.07
3.	Arizona	7.82
4.	James Madison	8.36
5.	Oklahoma State	8.55
6.	Florida State	9.17
7.	UCLA	10.35
8.	Georgia	10.50

Runs allowed/game		
1.	Oklahoma	3.54
2.	Oklahoma State	3.60
3.	Alabama	3.67
4.	Florida State	4.83
5.	James Madison	5.46
6.	Arizona	6.39
7.	UCLA	7.20
8.	Georgia	8.25

Earned runs/game		
1.	Oklahoma State	2.25
2.	Oklahoma	2.73
3.	Alabama	3.33
4.	Florida State	4.17
5.	James Madison	5.46
6.	Arizona	5.68
7.	UCLA	5.85
8.	Georgia	7.50

The Automated ScoreBook
NCAA Fielding Leaders (as of Apr 26, 2022)
(All games)

Hitting minimums - 1 Games
Pitching minimums - 1 Games 10 IP

	Fielding pct	
1.	Alabama	.981
2.	James Madison	.972
3.	Florida State	.972
4.	UCLA	.963
5.	Oklahoma	.961
6.	Georgia	.961
7.	Arizona	.947
8.	Oklahoma State	.922

	Chances	
1.	Florida State	251
2.	Oklahoma	207
3.	James Madison	108
4.	Alabama	103
5.	Oklahoma State	102
6.	UCLA	82
7.	Arizona	57
8.	Georgia	51

	Putouts	
1.	Oklahoma	168
2.	Florida State	162
3.	James Madison	84
4.	Alabama	81
5.	UCLA	60
	Oklahoma State	60
7.	Arizona	38
8.	Georgia	36

	Assists	
1.	Florida State	82
2.	Oklahoma State	34
3.	Oklahoma	31
4.	James Madison	21
5.	Alabama	20
6.	UCLA	19
7.	Arizona	16
8.	Georgia	13

	Errors	
1.	Oklahoma State	8
	Oklahoma	8
3.	Florida State	7
4.	UCLA	3
	Arizona	3
	James Madison	3
7.	Georgia	2
	Alabama	2

	Fielding double plays	
1.	Florida State	4
2.	Oklahoma	2
	UCLA	2
	Oklahoma State	2
5.	Alabama	1
	James Madison	1
	Arizona	1

	Stolen bases against	
1.	UCLA	8
2.	Oklahoma	4
3.	James Madison	3
4.	Georgia	2
	Alabama	2
	Oklahoma State	2
	Florida State	2

	Caught stealing by	
1.	Oklahoma	1
	UCLA	1

	Steal attempts against	
1.	UCLA	9
2.	Oklahoma	5
3.	James Madison	3
4.	Alabama	2
	Oklahoma State	2
	Georgia	2
	Florida State	2

	Passed balls	
1.	Florida State	2

	Catchers interference	

The Automated ScoreBook
Florida State 8 (49-11-1), Oklahoma 4 (54-4)
Jun 08, 2021 at Oklahoma City, Okla. (Hall of Fame Stadium)

Florida State 8 (49-11-1)

Player	ab	r	h	rbi	bb	so	po	a	lob
K. Mudge lf	5	1	3	0	0	0	2	0	1
S. Sherrill 3b/2b	2	1	1	2	2	0	2	2	0
E. Mason 1b	4	0	1	1	0	0	9	0	0
D. Morgan cf	3	0	0	0	0	2	0	1	2
D. Flaherty 2b/ss	4	0	1	0	0	2	1	2	2
C. Davis dp	4	0	2	0	0	0	0	0	0
C. Saabye pr	0	1	0	0	0	0	0	0	0
J. Muffley ss	2	2	0	0	2	0	0	1	0
K. Landers rf	0	0	0	0	0	0	1	0	0
A. Shelnutt c	2	1	0	0	2	1	5	2	0
K. Harding rf/3b	4	2	3	4	0	0	1	1	1
D. Watson p	0	0	0	0	0	0	0	1	0
K. Sandercoc p	0	0	0	0	0	0	0	0	0
Totals	30	8	11	7	6	5	21	10	8

Oklahoma 4 (54-4)

Player	ab	r	h	rbi	bb	so	po	a	lob
Jennings, T. 2b	4	0	1	0	0	0	4	1	2
Alo, J. dp	4	0	2	0	0	1	0	0	0
Boone, R. pr/lf	0	1	0	0	0	0	1	1	0
Hansen, K. c/1b	4	1	1	1	0	0	4	0	1
Mendes, N. rf	2	2	1	1	0	0	3	1	0
Lyons, G. ss	3	0	0	0	0	1	0	0	0
Donihoo, M. lf/dp	3	0	1	2	0	1	1	1	0
Coleman, J. cf	3	0	1	0	0	0	2	0	0
Johns, J. 3b	2	0	0	0	0	2	0	1	0
Green, G. ph	1	0	0	0	0	0	0	0	2
Snow, T. 1b	1	0	0	0	0	0	4	1	0
Elam, L. ph/c	2	0	1	0	0	0	2	1	0
May, N. p	0	0	0	0	0	0	0	0	0
Rains, O. p	0	0	0	0	0	0	0	0	0
Saile, S. p	0	0	0	0	0	0	0	0	0
Totals	29	4	8	4	0	5	21	7	5

Score by Innings	1	2	3	4	5	6	7	R	H	E
Florida State	0	0	2	5	0	0	1	**8**	**11**	**2**
Oklahoma	0	0	0	2	0	2	0	**4**	**8**	**3**

E - E. Mason(6); D. Flaherty(11); Hansen, K.(3); Lyons, G.(5); Elam, L.(3). DP - FSU 1; OU 1. LOB - FSU 8; OU 5. 2B - C. Davis(9); K. Harding(10); Alo, J.(12). HR - K. Harding(6); Hansen, K.(24); Mendes, N.(10). HBP - D. Morgan; Mendes, N.. SB - K. Mudge 2(7); S. Sherrill(15).

Florida State	ip	h	r	er	bb	so	ab	bf	np
D. Watson	5.2	6	4	4	0	5	23	24	86
K. Sandercoc	1.1	2	0	0	0	0	6	6	21

Oklahoma	ip	h	r	er	bb	so	ab	bf	np
May, N.	3.2	7	7	7	3	3	18	21	68
Rains, O.	0.1	1	0	0	0	0	1	2	6
Saile, S.	3.0	3	1	0	3	2	11	14	58

Win - D. Watson (12-1). Loss - May, N. (15-2). Save - K. Sandercoc (2).
WP - D. Watson 3(9); Saile, S.(9). HBP - by Rains, O. (D. Morgan); by D. Watson (Mendes, N.). Inherited runners/scored: K. Sandercoc 1/0; Rains, O. 1/0. Pitches/strikes: D. Watson 86/58; K. Sandercoc 21/12; May, N. 68/42; Rains, O. 6/3; Saile, S. 58/32.

Umpires - HP: Don Brown 1B: Cameron Ellison 2B: Liz Hammerschmidt 3B: Ron Alexander
Start: 6:37 pm Time: 2:48 Attendance: 12173
Weather: 84 degrees, partly cloudy

The Automated ScoreBook
Florida State 8 (49-11-1), Oklahoma 4 (54-4)
Jun 08, 2021 at Oklahoma City, Okla. (Hall of Fame Stadium)

Score by Innings	1	2	3	4	5	6	7	R	H	E
Florida State	0	0	2	5	0	0	1	**8**	**11**	**2**
Oklahoma	0	0	0	2	0	2	0	**4**	**8**	**3**

Florida State starters: 6/lf K. Mudge; 24/3b S. Sherrill; 5/1b E. Mason; 1/cf D. Morgan; 9/2b D. Flaherty; 70/dp C. Davis; 10/ss J. Muffley; 13/c A. Shelnutt; 8/rf K. Harding; 31/p D. Watson;
Oklahoma starters: 23/2b Jennings, T.; 78/dp Alo, J.; 9/c Hansen, K.; 11/rf Mendes, N.; 3/ss Lyons, G.; 12/lf Donihoo, M.; 24/cf Coleman, J.; 20/3b Johns, J.; 5/1b Snow, T.; 19/p May, N.;

Florida State 1st - K. Mudge singled up the middle (0-1 K). S. Sherrill reached on a fielder's choice to shortstop (1-0 B); K. Mudge advanced to second on a throwing error by ss. E. Mason lined into double play lf to 2b (1-0 B); K. Mudge out on the play. D. Morgan grounded out to 3b (0-1 F). 0 runs, 1 hit, 1 error, 1 LOB.

Oklahoma 1st - Jennings, T. grounded out to p (0-1 K). Alo, J. struck out swinging (2-2 BFBFS). Hansen, K. grounded out to 3b (1-2 KSFBFFF). 0 runs, 0 hits, 0 errors, 0 LOB.

Florida State 2nd - D. Flaherty struck out looking (3-2 FFBFBFBK). C. Davis grounded out to 2b (0-0). J. Muffley flied out to cf to left center (0-0). 0 runs, 0 hits, 0 errors, 0 LOB.

Oklahoma 2nd - Mendes, N. reached on a fielding error by 2b (1-2 KFFFB). Mendes, N. advanced to second on a wild pitch. Lyons, G. flied into double play rf to 3b (2-1 BBK); Mendes, N. out on the play. Donihoo, M. grounded out to 2b (3-1 KBBB). 0 runs, 0 hits, 1 error, 0 LOB.

Florida State 3rd - A. Shelnutt walked (3-2 FBSFBFFBB). K. Harding homered to left field, 2 RBI (2-0 BB); A. Shelnutt scored. K. Mudge out at first 1b to 2b, bunt (0-1 F). S. Sherrill walked (3-2 FFBBFBB). E. Mason flied out to rf to right center (0-1 K). D. Morgan struck out looking (0-2 KFK). 2 runs, 1 hit, 0 errors, 1 LOB.

Oklahoma 3rd - Coleman, J. grounded out to c, bunt (0-0). Johns, J. struck out looking (1-2 SBFK). Snow, T. grounded out to ss (1-0 B). 0 runs, 0 hits, 0 errors, 0 LOB.

Florida State 4th - D. Flaherty grounded out to 1b unassisted (0-0). C. Davis singled to second base (1-0 B). J. Muffley walked (3-2 BBFBKB); C. Davis advanced to second. C. Saabye pinch ran for C. Davis. C. Saabye advanced to third on a throwing error by c. A. Shelnutt struck out swinging (1-2 BFFS). K. Harding doubled to right center, 2 RBI (2-0 BB); J. Muffley scored; C. Saabye scored. K. Mudge singled up the middle (1-0 B); K. Harding advanced to third. K. Mudge stole second. S. Sherrill singled to right field, advanced to second on the throw, 2 RBI (2-2 KFBB); K. Mudge scored; K. Harding scored. E. Mason singled through the left side, advanced to second on the throw, RBI (0-0); S. Sherrill scored. Rains, O. to p for May, N.. D. Morgan hit by pitch (2-1 KBB). D. Flaherty singled through the right side (0-1 K); D. Morgan advanced to second; E. Mason advanced to third, out at home rf to c. 5 runs, 6 hits, 1 error, 2 LOB.

Oklahoma 4th - Jennings, T. lined out to 1b (1-0 B). Alo, J. lined out to lf (1-1 KB). Hansen, K. homered to center field, RBI (3-1 BKBB). Mendes, N. homered to left field, RBI (0-0). Lyons, G. popped up to 2b (2-2 KBKBF). 2 runs, 2 hits, 0 errors, 0 LOB.

Florida State 5th - C. Davis to dp. Saile, S. to p for Rains, O.. C. Davis doubled to left center (3-2 BKFBBF). J. Muffley popped up to 1b, bunt (0-0). A. Shelnutt lined out to 2b (2-1 BKB). K. Harding flied out to cf (1-1 KB). 0 runs, 1 hit, 0 errors, 1 LOB.

Oklahoma 5th - Donihoo, M. struck out swinging (2-2 BBFKFFS). Coleman, J. singled up the middle (2-2 BBSFF). Johns, J. struck out swinging (1-2 KBFS). Elam, L. pinch hit for Snow, T.. Elam, L. singled to pitcher (0-0); Coleman, J. advanced to second. Jennings, T. lined out to lf (1-0 B). 0 runs, 2 hits, 0 errors, 2 LOB.

Florida State 6th - Hansen, K. to 1b. Elam, L. to c. K. Mudge singled up the middle (3-1 BFBB). K. Mudge advanced to second on a wild pitch. S. Sherrill walked (3-2 FBFBBB). S. Sherrill stole second; K. Mudge stole third. E. Mason flied out to rf (1-0 B). D. Morgan struck out swinging (1-2 KFBS). D. Flaherty struck out swinging (0-2 FFFFFS). 0 runs, 1 hit, 0 errors, 2 LOB.

Oklahoma 6th - Alo, J. singled to shortstop (1-0 B). Boone, R. pinch ran for Alo, J.. Boone, R. advanced to second on a wild pitch. Hansen, K. lined out to 1b (0-1 K). Mendes, N. hit by pitch (0-0). Mendes, N. advanced to second on a wild pitch; Boone, R. advanced to third on a wild pitch. Lyons, G. struck out swinging, out at first c to 1b (2-2 KFBFBS). Donihoo, M. singled to right field, 2 RBI (0-0); Mendes, N. scored; Boone, R. scored. K. Sandercoc to p for D. Watson. Coleman, J. reached on a fielding error by 1b (0-1 F); Donihoo, M. advanced to third. Green, G. pinch hit for Johns, J.. Green, G. grounded out to 2b (3-1 BFBB). 2 runs, 2 hits, 1 error, 2 LOB.

Florida State 7th - Boone, R. to lf. Donihoo, M. to dp. Johns, J. to 3b for Green, G.. C. Davis flied out to rf to right center (1-1 SB). J. Muffley walked (3-0 BBBB). A. Shelnutt walked (3-1 BFBBB); J. Muffley advanced to second. K. Harding singled to left field, advanced to second on the throw (0-2 FS); A. Shelnutt advanced to second, out at second lf to c to 2b; J. Muffley advanced to third, scored on an error by c, obstruction, unearned. K. Mudge flied out to lf (2-2 FFBB). 1 run, 1 hit, 1 error, 1 LOB.

Oklahoma 7th - S. Sherrill to 2b. D. Flaherty to ss. K. Landers to rf for J. Muffley. K. Harding to 3b. Elam, L. flied out to rf (0-1 F). Jennings, T. singled up the middle (3-1 BBBK). Alo, J. to dp for Boone, R.. Donihoo, M. to lf. Alo, J. doubled to center field (1-1 KB); Jennings, T. advanced to third, out at home cf to 2b to c. Hansen, K. popped up to 2b (2-1 BBK). 0 runs, 2 hits, 0 errors, 1 LOB.

The Automated ScoreBook
Oklahoma 6 (55-4), Florida State 2 (49-12-1)
Jun 09, 2021 at Oklahoma City, Okla. (Hall of Fame Stadium)

Oklahoma 6 (55-4)

Player	ab	r	h	rbi	bb	so	po	a	lob
Jennings, T. 2b	4	1	1	0	0	0	2	0	3
Alo, J. dp	3	2	3	2	1	0	0	0	0
Hansen, K. c/1b	4	0	2	0	0	0	5	0	1
Boone, R. pr	0	1	0	0	0	0	0	0	0
Mendes, N. rf	3	1	1	1	0	0	2	0	1
Donihoo, M. lf	4	0	2	1	0	1	2	0	0
Coleman, J. cf	4	0	1	1	0	0	1	0	0
Lyons, G. ss	3	0	0	0	0	1	2	2	2
Johns, J. 3b	2	1	1	1	1	0	1	1	0
Snow, T. 1b	1	0	0	0	0	0	3	0	0
Elam, L. ph/c	2	0	0	0	0	0	3	0	0
Juarez, G. p	0	0	0	0	0	0	0	0	0
Totals	30	6	11	6	2	2	21	3	7

Florida State 2 (49-12-1)

Player	ab	r	h	rbi	bb	so	po	a	lob
K. Mudge lf	2	0	0	0	1	0	1	0	0
S. Sherrill 3b	3	1	1	0	0	0	1	5	1
E. Mason 1b	3	1	1	2	0	0	12	0	0
C. Davis dp	2	0	1	0	1	0	0	0	0
D. Riggs pr	0	0	0	0	0	0	0	0	0
D. Morgan cf	1	0	0	0	1	1	2	0	0
K. Harding rf	3	0	0	0	0	3	1	0	2
D. Flaherty 2b	3	0	0	0	0	1	1	5	1
A. Shelnutt c	3	0	1	0	0	0	3	0	0
J. Muffley ss	2	0	0	0	0	0	0	1	0
K. LoPreste ph	1	0	0	0	0	1	0	0	0
K. Sandercoc p	0	0	0	0	0	0	0	2	0
C. Arnold p	0	0	0	0	0	0	0	0	0
E. Wilson p	0	0	0	0	0	0	0	0	0
Totals	23	2	4	2	3	6	21	13	4

Score by Innings	1	2	3	4	5	6	7	R	H	E
Oklahoma	0	0	1	0	0	4	1	**6**	**11**	**0**
Florida State	2	0	0	0	0	0	0	**2**	**4**	**1**

E - J. Muffley(13). DP - OU 1; FSU 1. LOB - OU 7; FSU 4. 2B - Jennings, T.(25). HR - Alo, J.(33); Johns, J.(12); E. Mason(10). SH - Lyons, G.(5); D. Morgan(4). SF - Mendes, N.(2).

Oklahoma	ip	h	r	er	bb	so	ab	bf	np
Juarez, G.	7.0	4	2	2	3	6	23	27	106

Florida State	ip	h	r	er	bb	so	ab	bf	np
K. Sandercoc	5.0	7	5	4	1	2	22	23	84
C. Arnold	1.1	3	1	1	1	0	5	8	29
E. Wilson	0.2	1	0	0	0	0	3	3	10

Win - Juarez, G. (22-1). Loss - K. Sandercoc (27-4). Save - None.
Inherited runners/scored: C. Arnold 2/1; E. Wilson 1/0. Pitches/strikes: Juarez, G. 106/63; K. Sandercoc 84/54; C. Arnold 29/19; E. Wilson 10/5.

Umpires - HP: Tom Meyer 1B: Scott Tomlinson 2B: Jim Bertuzzi 3B: Leah Bowen Daume
Start: 6:07 pm Time: 2:28 Attendance: 12115
Weather: 91 and partly cloudy
K. Sandercoc faced 5 batters in the 6th.

The Automated ScoreBook
Oklahoma 6 (55-4), Florida State 2 (49-12-1)
Jun 09, 2021 at Oklahoma City, Okla. (Hall of Fame Stadium)

Score by Innings	1	2	3	4	5	6	7	R	H	E
Oklahoma	0	0	1	0	0	4	1	**6**	**11**	**0**
Florida State	2	0	0	0	0	0	0	**2**	**4**	**1**

Oklahoma starters: 23/2b Jennings, T.; 78/dp Alo, J.; 9/c Hansen, K.; 11/rf Mendes, N.; 12/lf Donihoo, M.; 24/cf Coleman, J.; 3/ss Lyons, G.; 20/3b Johns, J.; 5/1b Snow, T.; 45/p Juarez, G.;
Florida State starters: 6/lf K. Mudge; 24/3b S. Sherrill; 5/1b E. Mason; 70/dp C. Davis; 1/cf D. Morgan; 8/rf K. Harding; 9/2b D. Flaherty; 13/c A. Shelnutt; 10/ss J. Muffley; 32/p K. Sandercoc;

Oklahoma 1st - Jennings, T. doubled to right field (1-1 KB). Alo, J. walked (3-0 BBBB). Hansen, K. grounded into double play 3b to 1b (1-1 BF); Alo, J. advanced to second; Jennings, T. out on the play. Mendes, N. grounded out to 2b (0-0). 0 runs, 1 hit, 0 errors, 1 LOB.

Florida State 1st - K. Mudge popped up to 3b (2-2 KBSB). S. Sherrill singled to pitcher (3-2 BKBFB). E. Mason homered to left center, 2 RBI (3-1 BBBK); S. Sherrill scored. C. Davis walked (3-0 BBBB). D. Morgan struck out swinging (1-2 KBFS). K. Harding struck out swinging (3-2 BBSFBFS). 2 runs, 2 hits, 0 errors, 1 LOB.

Oklahoma 2nd - Donihoo, M. struck out looking (1-2 KBFK). Coleman, J. lined out to cf to left center (0-2 FFF). Lyons, G. grounded out to 2b (1-2 KSBF). 0 runs, 0 hits, 0 errors, 0 LOB.

Florida State 2nd - D. Flaherty lined out to 1b (0-1 K). A. Shelnutt flied out to lf (2-2 KBBSFF). J. Muffley lined out to rf (1-0 B). 0 runs, 0 hits, 0 errors, 0 LOB.

Oklahoma 3rd - Johns, J. homered to left field, RBI (1-2 SFFB). Snow, T. grounded out to 2b (2-2 BKBSFF). Jennings, T. grounded out to p (2-0 BB). Alo, J. singled to pitcher (0-0). Hansen, K. out at first p to 2b to 1b (2-0 BB). 1 run, 2 hits, 0 errors, 1 LOB.

Florida State 3rd - K. Mudge flied out to cf (1-1 FB). S. Sherrill popped up to 2b (3-1 BBKB). E. Mason grounded out to 3b (0-0). 0 runs, 0 hits, 0 errors, 0 LOB.

Oklahoma 4th - Mendes, N. grounded out to 2b (2-2 FBFB). Donihoo, M. grounded out to 3b (1-2 KBF). Coleman, J. flied out to cf (1-1 BF). 0 runs, 0 hits, 0 errors, 0 LOB.

Florida State 4th - D. Riggs pinch ran for C. Davis. D. Riggs grounded out to 1b unassisted, SAC, bunt (0-0). D. Morgan struck out swinging (0-2 SFS). K. Harding flied out to rf (2-2 BSFBF). 0 runs, 0 hits, 0 errors, 0 LOB.

Oklahoma 5th - C. Davis to dp for D. Riggs. Lyons, G. struck out swinging (1-2 FFBFS). Johns, J. grounded out to ss (3-2 BFBBF). Elam, L. pinch hit for Snow, T.. Elam, L. grounded out to 3b (0-0). 0 runs, 0 hits, 0 errors, 0 LOB.

Florida State 5th - Hansen, K. to 1b. Elam, L. to c. D. Flaherty singled up the middle (1-2 KBS). A. Shelnutt grounded into double play ss to 1b (3-2 BBSFB); D. Flaherty out on the play. J. Muffley walked (3-1 BBBKB). K. Mudge popped up to 2b (1-2 FFB). 0 runs, 1 hit, 0 errors, 1 LOB.

Oklahoma 6th - Jennings, T. reached on a throwing error by ss (0-0). Alo, J. homered to right center, 2 RBI (2-0 BB); Jennings, T. scored, unearned. Hansen, K. singled to shortstop (1-1 KB). Boone, R. pinch ran for Hansen, K.. Mendes, N. singled up the middle (1-2 KKB); Boone, R. advanced to second. Donihoo, M. singled up the middle, RBI (3-2 BFBBF); Mendes, N. advanced to second; Boone, R. scored. C. Arnold to p for K. Sandercoc. Coleman, J. singled up the middle, RBI (1-1 BK); Donihoo, M. advanced to second; Mendes, N. scored. Lyons, G. out at first 3b to 2b, SAC, bunt (0-1 K); Coleman, J. advanced to second; Donihoo, M. advanced to third. Johns, J. walked (3-1 BBBKB). Elam, L. fouled out to c (2-2 KFBFBF). Jennings, T. flied out to rf (0-1 F). 4 runs, 5 hits, 1 error, 3 LOB.

Florida State 6th - Hansen, K. to 1b for Boone, R.. S. Sherrill lined out to lf (1-1 KB). E. Mason grounded out to ss (1-2 FBK). C. Davis walked (3-0 BBBB). D. Morgan struck out swinging (0-2 SFS). 0 runs, 0 hits, 0 errors, 1 LOB.

Oklahoma 7th - Alo, J. singled to right field (0-2 FK). Hansen, K. singled to left field (2-1 KBB); Alo, J. advanced to third. Mendes, N. flied out to lf, SF, RBI (1-1 BF); Alo, J. scored. E. Wilson to p for C. Arnold. Donihoo, M. singled (3-1 BBBK); Hansen, K. advanced to second. Coleman, J. grounded out to 1b unassisted (0-0); Donihoo, M. advanced to second; Hansen, K. advanced to third. Lyons, G. grounded out to 3b (2-1 BFB). 1 run, 3 hits, 0 errors, 2 LOB.

Florida State 7th - K. Harding struck out swinging (1-2 KBKS). D. Flaherty popped up to ss (0-1 K). K. LoPreste pinch hit for J. Muffley. A. Shelnutt struck out looking (2-2 BKBSK). 0 runs, 0 hits, 0 errors, 0 LOB.

The Automated ScoreBook
Oklahoma 5 (56-4), Florida State 1 (49-13-1)
Jun 10, 2021 at Oklahoma City, Okla. (Hall of Fame Stadium)

Florida State 1 (49-13-1)

Player	ab	r	h	rbi	bb	so	po	a	lob
K. Mudge lf	3	0	1	0	0	0	0	0	0
S. Sherrill 3b	3	0	1	1	0	0	0	5	0
E. Mason 1b	3	0	0	0	0	0	14	0	1
C. Davis dp	3	0	0	0	0	3	0	0	1
D. Morgan cf	3	0	0	0	0	1	0	0	0
A. Shelnutt c	2	0	0	0	1	2	2	0	0
K. LoPreste c	0	0	0	0	0	0	0	0	0
D. Flaherty 2b	3	0	0	0	0	0	0	6	1
K. Harding rf	1	1	0	0	1	1	0	0	0
J. Muffley ss	2	0	0	0	0	0	2	3	0
D. Watson p	0	0	0	0	0	0	0	1	0
E. Wilson p	0	0	0	0	0	0	0	0	0
K. Sandercoc p	0	0	0	0	0	0	0	0	0
Totals	23	1	2	1	2	7	18	15	3

Oklahoma 5 (56-4)

Player	ab	r	h	rbi	bb	so	po	a	lob
Jennings, T. 2b	3	1	1	0	0	0	0	0	0
Alo, J. dp	3	1	2	1	0	0	0	0	0
Boone, R. pr	0	0	0	0	0	0	0	0	0
Hansen, K. c	2	1	0	0	1	1	8	0	0
Mendes, N. rf	3	0	0	0	0	1	3	0	0
Donihoo, M. lf	2	1	0	0	1	0	2	0	0
Coleman, J. cf	3	1	2	3	0	0	2	0	0
Lyons, G. ss	1	0	0	0	1	0	2	0	1
Elam, L. ph	1	0	0	0	0	0	0	0	0
Johns, J. 3b	2	0	0	0	0	0	1	0	0
Snow, T. 1b	2	0	0	0	0	0	2	0	1
Juarez, G. p	0	0	0	0	0	0	1	0	0
Totals	22	5	5	4	3	2	21	0	2

Score by Innings	1	2	3	4	5	6	7	R	H	E
Florida State	0	0	1	0	0	0	0	**1**	**2**	**0**
Oklahoma	1	1	3	0	0	0	X	**5**	**5**	**0**

DP - FSU 1. LOB - FSU 3; OU 2. 2B - K. Mudge(6); S. Sherrill(15); Coleman, J.(11). HR - Alo, J.(34); Coleman, J.(9). SB - Johns, J.(7).

Florida State	ip	h	r	er	bb	so	ab	bf	np
D. Watson	2.0	3	3	3	1	2	9	10	46
E. Wilson	0.2	1	2	2	2	0	3	5	20
K. Sandercoc	3.1	1	0	0	0	0	10	10	25

Oklahoma	ip	h	r	er	bb	so	ab	bf	np
Juarez, G.	7.0	2	1	1	2	7	23	25	112

Win - Juarez, G. (23-1). Loss - D. Watson (12-2). Save - None.
WP - E. Wilson(1). Inherited runners/scored: E. Wilson 1/1; K. Sandercoc 1/0. Pitches/strikes: D. Watson 46/28; E. Wilson 20/8; K. Sandercoc 25/20; Juarez, G. 112/78.

Umpires - HP: Chris Nabors 1B: Don Brown 2B: Ron Alexander 3B: Tanya Garig
Start: 2:07 pm Time: 2:13 Attendance: 10830
Weather: 91 and partly cloudy
D. Watson faced 1 batter in the 3rd.

The Automated ScoreBook
Oklahoma 5 (56-4), Florida State 1 (49-13-1)
Jun 10, 2021 at Oklahoma City, Okla. (Hall of Fame Stadium)

Score by Innings	1	2	3	4	5	6	7	R	H	E
Florida State	0	0	1	0	0	0	0	**1**	**2**	**0**
Oklahoma	1	1	3	0	0	0	X	**5**	**5**	**0**

Florida State starters: 6/lf K. Mudge; 24/3b S. Sherrill; 5/1b E. Mason; 70/dp C. Davis; 1/cf D. Morgan; 13/c A. Shelnutt; 9/2b D. Flaherty; 8/rf K. Harding; 10/ss J. Muffley; 31/p D. Watson;
Oklahoma starters: 23/2b Jennings, T.; 78/dp Alo, J.; 9/c Hansen, K.; 11/rf Mendes, N.; 12/lf Donihoo, M.; 24/cf Coleman, J.; 3/ss Lyons, G.; 20/3b Johns, J.; 5/1b Snow, T.; 45/p Juarez, G.;

Florida State 1st - K. Mudge doubled to right center (2-2 BSKFBF). S. Sherrill flied out to rf (1-2 KFFB). E. Mason popped up to 3b (0-0). C. Davis struck out swinging (2-2 BSBKFS). 0 runs, 1 hit, 0 errors, 1 LOB.

Oklahoma 1st - Jennings, T. grounded out to 3b (1-2 FKBF). Alo, J. homered to left field, RBI (2-2 BFSB). Hansen, K. struck out swinging (2-2 KBBFS). Mendes, N. struck out swinging (1-2 FBKS). 1 run, 1 hit, 0 errors, 0 LOB.

Florida State 2nd - D. Morgan popped up to ss (2-2 KFBB). A. Shelnutt struck out swinging (2-2 BSFFBS). D. Flaherty lined out to rf (1-2 KBSFF). 0 runs, 0 hits, 0 errors, 0 LOB.

Oklahoma 2nd - Donihoo, M. grounded out to 2b (1-2 KKB). Coleman, J. homered to left field, RBI (2-1 BFB). Lyons, G. walked (3-2 BKFBBFFB). Johns, J. reached on a fielder's choice to pitcher (1-1 BF); Lyons, G. out at second p to ss. Johns, J. stole second. Snow, T. grounded out to ss (1-1 BK). 1 run, 1 hit, 0 errors, 1 LOB.

Florida State 3rd - K. Harding walked (3-1 BBKBB). J. Muffley popped up to ss (0-2 FF). K. Mudge grounded out to 1b unassisted (2-2 BFFB); K. Harding advanced to second. S. Sherrill doubled to second base, RBI (2-2 FBBF); K. Harding scored. E. Mason flied out to lf (0-1 K). 1 run, 1 hit, 0 errors, 1 LOB.

Oklahoma 3rd - Jennings, T. singled up the middle (3-1 BBBK). E. Wilson to p for D. Watson. Alo, J. grounded out to 3b (1-0 B); Jennings, T. advanced to second. Hansen, K. walked (3-0 BBBB). Mendes, N. grounded out to 2b (0-1 K); Hansen, K. advanced to second; Jennings, T. advanced to third. Donihoo, M. walked (3-2 BBBKKB). Donihoo, M. advanced to second on a wild pitch; Hansen, K. advanced to third on a wild pitch; Jennings, T. scored on a wild pitch. Coleman, J. doubled to left field, 2 RBI (3-2 BBKFB); Donihoo, M. scored; Hansen, K. scored. K. Sandercoc to p for E. Wilson. Lyons, G. grounded out to 3b (0-1 F). 3 runs, 2 hits, 0 errors, 1 LOB.

Florida State 4th - C. Davis struck out swinging (1-2 BKFS). D. Morgan flied out to cf (0-2 SFFF). A. Shelnutt struck out looking (1-2 KFBFK). 0 runs, 0 hits, 0 errors, 0 LOB.

Oklahoma 4th - K. LoPreste to c for A. Shelnutt. Johns, J. grounded out to 2b (1-0 B). Snow, T. grounded out to 3b (0-1 K). Jennings, T. grounded out to 2b (1-1 BK). 0 runs, 0 hits, 0 errors, 0 LOB.

Florida State 5th - D. Flaherty flied out to rf to right center (0-0). K. Harding struck out looking (0-2 KKK). J. Muffley flied out to cf (1-1 KB). 0 runs, 0 hits, 0 errors, 0 LOB.

Oklahoma 5th - Alo, J. singled to center field (0-1 K). Boone, R. pinch ran for Alo, J.. Hansen, K. grounded into double play ss to 1b (1-2 BFF); Boone, R. out on the play. Mendes, N. grounded out to 2b (2-2 BFBSF). 0 runs, 1 hit, 0 errors, 0 LOB.

Florida State 6th - Alo, J. to dp for Boone, R.. K. Mudge lined out to 1b (2-1 BSB). S. Sherrill flied out to lf (1-2 FKFFB). E. Mason fouled out to c (1-1 BK). 0 runs, 0 hits, 0 errors, 0 LOB.

Oklahoma 6th - A. Shelnutt to c for K. LoPreste. Donihoo, M. grounded out to 3b (0-1 F). Coleman, J. grounded out to 2b (0-0). Elam, L. pinch hit for Lyons, G.. Elam, L. grounded out to ss (0-0). 0 runs, 0 hits, 0 errors, 0 LOB.

Florida State 7th - Lyons, G. to ss for Elam, L.. C. Davis struck out looking (2-2 BKFBK). D. Morgan struck out looking (1-2 KBFFK). A. Shelnutt walked (3-0 BBBB). D. Flaherty popped up to p (2-2 BBKFFFF). 0 runs, 0 hits, 0 errors, 1 LOB.



WCWS LOGOS

WCWS LOGOS



1991



1992



1993



1994



1995



1996

WCWS LOGOS



1997



1998



1999



2000



2001



2002

WCWS LOGOS



2003



2004



2005



2006



2007



2008

WCWS LOGOS



2009



2010



2011



2012



2013



2014

WCWS LOGOS



2015



2016



2017



2018



2019