OFFICIAL 2003

NATIONAL COLLEGIATE SPRING CHAMPIONSHIPS

RECORDS

Results of SPRING 2003 NCAA Championships

Chronological History and Records of Championships Conducted Since 1883

Championship Summaries for Each Division, Including Most Team and Individual Titles

Championship Coaching Records

Listings of Most Consecutive Titles for Men's and Women's Championships

NCAA®

THE NATIONAL COLLEGIATE ATHLETIC ASSOCIATION
P.O. Box 6222, Indianapolis, Indiana 46206-6222
317/917-6222
www.ncaa.org

February 2004

Edited By:
Marty Benson, *Assistant Director of Publishing.*

Statistical Compilation By:
J.D. Hamilton, *Assistant Director of Statistics.*

Contributing Editors:
Scott Deitch, *Assistant Director of Publishing.*
Ty Halpin, *Assistant Director of Publishing.*
Crissy Schluep, *Assistant Director of Publishing.*
Heather Perry, *Assistant Director of Publishing.*

Typesetting/Design By:
Brandon Allen, *Production Designer II.*

Cover Design By:
Wayne Davis, *Associate Director of Graphics.*

This is the third of three annual publications recording the history of NCAA Championships. The fall book was released in July and the winter book was released in December.

Men's and women's summaries in all three publications are current through the spring 2003 championships. Updated summary information can be found after each championship season via the NCAA Online Web site at www.ncaa.org. To access those summaries, select "News & Publications," "NCAA Publications," "View Online," and "Records," then select the championships records book and summary of your choice.

NCAA, NCAA logo and National Collegiate Athletic Association are registered marks of the Association and use in any manner is prohibited unless prior approval is obtained from the Association.

Copyright, 2004, by the National Collegiate Athletic Association.
Printed in the United States of America.

ISBN 0735-5475
NCAA 17679-2/04

Foreword

The 2002-03 academic year marks the 122nd season of National Collegiate Championships sponsored by the nation's colleges and universities.

This historic series began in the spring of 1883 when Joseph Clark of Harvard captured the first singles title of the National Collegiate Tennis Championships. The NCAA, now with more than 900 member institutions eligible for competition, began to administer collegiate athletics championships in 1921, when the Association sponsored its first outdoor track and field championships. The National Collegiate Tennis Championships became a part of the NCAA series in 1938.

This book chronicles the results of winter men's and women's championships. Notable milestone anniversaries this season include Division III Men's Basketball (30th), National Collegiate Men's and Women's Rifle (25th), Division III Men's Swimming (30th), Division I Men's Indoor Track and Field (40th), and Division III Men's and Women's Indoor Track and Field (20th).

National Collegiate Championships competition has a rich tradition of excellence. Each of the championships serves as a stimulus for the development of the particular sport, and the series itself highlights the overall intercollegiate athletics programs of the nation's colleges and universities.



Contents

MEN'S SPRING CHAMPIONSHIPS (2003 Champion)

Division I Baseball (Rice) 10
Division II Baseball (Central Missouri State) 32
Division III Baseball (Chapman) 46

Division I Golf (Clemson) 57
Division II Golf (Francis Marion) 64
Division III Golf (Averett) 68

Division I Lacrosse (Virginia) 72
Division II Lacrosse (NYIT) 78
Division III Lacrosse (Salisbury) 81

Division I Tennis (Illinois) 85
Division II Tennis (Brigham Young-Hawaii) 96
Division III Tennis (Emory) 105

Division I Outdoor Track and Field (Arkansas) 111
Division II Outdoor Track and Field (Abilene Christian) 128
Division III Outdoor Track and Field (Wisconsin-La Crosse) 139

Volleyball (Lewis) 149

WOMEN'S SPRING CHAMPIONSHIPS (2003 Champion)

Division I Golf (Southern California) 156
Division II Golf (Rollins) 160
Division III Golf (Methodist) 162

Division I Lacrosse (Princeton) 164
Division II Lacrosse (Stonehill) 169
Division III Lacrosse (Amherst) 171

Division I Rowing (Harvard) 176
Division II Rowing (UC Davis) 179
Division III Rowing (Colby) 181

Division I Softball (UCLA) 183
Division II Softball (UC Davis) 198
Division III Softball [Central (Iowa)] 211

Division I Tennis (Florida) 224
Division II Tennis (Brigham Young-Hawaii) 233
Division III Tennis (Emory) 241

Division I Outdoor Track and Field (LSU) 247
Division II Outdoor Track and Field [Lincoln (Missouri)] 254
Division III Outdoor Track and Field [Wheaton (Massachusetts)] 261

National Collegiate Water Polo (UCLA) 269

DISCONTINUED CHAMPIONSHIPS

Division II Women's Golf 272

CHAMPIONSHIP WINNING STREAKS

Consecutive Men's National Titles 274
Consecutive Women's National Titles 274
Streaks of Discontinued Sports 275
Longest Streaks 275
Longest Active Streaks 275

COACHING RECORDS

Division I Team Titles 278
Division I Consecutive Team Titles 278
Division II Team Titles 279
Division II Consecutive Team Titles 279
Division III Team Titles 279
Division III Consecutive Team Titles 280

MEN'S SUMMARIES

Division I 282
Division II 289
Division III 296

WOMEN'S SUMMARIES

Division I 304
Division II 308
Division III 312

History and Records of the NCAA

NATIONAL COLLEGIATE CHAMPIONSHIPS

Men's and Women's Fencing
Men's Gymnastics
Women's Gymnastics
Women's Ice Hockey
Men's and Women's Rifle
Men's and Women's Skiing
Men's Volleyball
Men's Water Polo
Women's Water Polo

DIVISION I CHAMPIONSHIPS

Baseball
Men's Basketball
Women's Basketball
Men's Cross Country
Women's Cross Country
Field Hockey
Football (Division I-AA)
Men's Golf
Women's Golf
Men's Ice Hockey
Men's Lacrosse
Women's Lacrosse
Women's Rowing
Men's Soccer
Women's Soccer
Women's Softball
Men's Swimming and Diving
Women's Swimming and Diving
Men's Tennis
Women's Tennis
Men's Indoor Track
Women's Indoor Track
Men's Outdoor Track and Field
Women's Outdoor Track and Field
Women's Volleyball
Wrestling

DIVISION II CHAMPIONSHIPS

Baseball
Men's Basketball
Women's Basketball
Men's Cross Country
Women's Cross Country
Field Hockey
Football
Men's Golf
Women's Golf
Men's Lacrosse
Women's Lacrosse
Women's Rowing
Men's Soccer
Women's Soccer
Women's Softball
Men's Swimming and Diving
Women's Swimming and Diving
Men's Tennis
Women's Tennis
Men's Indoor Track
Women's Indoor Track
Men's Outdoor Track and Field
Women's Outdoor Track and Field
Women's Volleyball
Wrestling

DIVISION III CHAMPIONSHIPS

Baseball
Men's Basketball
Women's Basketball
Men's Cross Country
Women's Cross Country
Field Hockey
Football
Men's Golf
Women's Golf
Men's Ice Hockey
Women's Ice Hockey
Men's Lacrosse
Women's Lacrosse
Women's Rowing
Men's Soccer
Women's Soccer
Women's Softball
Men's Swimming and Diving
Women's Swimming and Diving
Men's Tennis
Women's Tennis
Men's Indoor Track
Women's Indoor Track
Men's Outdoor Track and Field
Women's Outdoor Track and Field
Women's Volleyball
Wrestling

School Name/Abbreviation Change Key

SCHOOL **name changes**

Current school name:	Changed from:
Albertson	Col. of Idaho
Alcorn St.	Alcorn A&M
Arcadia	Beaver
Ark.-Pine Bluff	Arkansas AM&N
Armstrong Atlantic	Armstrong St.
Auburn	Alabama Poly
Augusta St.	Augusta
Bemidji St.	Bemidji Teachers
Benedictine (Ill.)	Ill. Benedictine
Bradley	Bradley Tech
C.W. Post	LIU-C.W. Post
UC Davis	California Aggies
Cal Poly	Cal Poly SLO
Cal St. Fullerton	Orange County State College; Orange St.
Case Reserve	Case Institute of Technogoly
UCF	Central Fla.; Florida Tech
Central Okla.	Central St. (Okla.)
Charleston So.	Baptist (S.C.)
Charleston (W.Va.)	Morris Harvey
Charlotte	UNC Charlotte
Chattanooga	Tenn.-Chatt.
Cleveland St.	Fenn
Colorado St.	Colorado A&M
Columbus St.	Columbus
Concordia (Ill.)	Concordia Teachers
DeSales	Allentown
Detroit	Detroit Mercy; Detroit Tech
Dist. Columbia	D.C. Teachers; Federal City
Drexel	Drexel Tech
Duke	Trinity (N.C.)
Eastern Mich.	Michigan Normal
Emporia St.	Kansas St. Normal
FDU-Florham.	FDU-Madison
Fresno St.	Fresno Pacific
Ga. Southern	Georgia Teachers
Hawthorne	Nathaniel Hawthorne
Ill.-Chicago	Ill.-Chicago Circle
Illinois St.	Illinois St. Normal; Illinois Normal
Indiana (Pa.)	Indiana St. (Pa.)
Indianapolis	Indiana Central
Iowa St.	Ames
James Madison	Madison
Kent St.	Kent
Lamar	Lamar Tech
Loyola Marymount	Loyola U. of Los Angeles
La.-Lafayette	Southwestern La.
La.-Monroe	Northeast La.
Lynn	College of Boca Raton
Lyon	Arkansas Col.
Me.-Farmington	Farmington St.
Maritime (N.Y.)	N.Y. Maritime
Martin Luther	Northwestern (Wis.)
Md.-East. Shore	Maryland St.
Massachusetts	Massachusetts St.; Massachusetts Agriculture Col.
Mass.-Dartmouth	Southeastern Mass.
Mass. Liberal Arts	North Adams St.
Mass.-Lowell	Lowell; Lowell St.; Lowell Tech
McDaniel	Western Md.
Memphis	Memphis St.
Merchant Marine	King's Point
Middle Tenn.	Middle Tenn. St.
Minn St. Mankato	Mankato St.
Minn. St. Moorhead	Moorhead St., Moorhead Teachers
Mont. St.-Billings	Eastern Montana
Murray St.	Murray Teachers
Neb.-Kearney	Kearney St.
Neb.-Omaha	Omaha
UNLV	Nevada Southern
New England	St. Francis (Me.)
New Jersey City	Jersey City St.
Col. of New Jersey	Trenton St.
N.J. Inst. of Tech.	Newark Engineering
New Mexico St.	New Mexico A&M
New Orleans	Louisiana St. (N.O.)
North Ala.	Florence St.
N.C. Central	North Caro. College
UNC Pembroke	Pembroke St.
North Texas	North Tex. St.
Northern Ariz.	Arizona St.-Flagstaff; Flagstaff Teachers
Northern Colo.	Colorado St. College
Northern Iowa	Iowa Teachers
Oklahoma St.	Oklahoma A&M
Old Dominion	William & Mary (Norfolk)
Pepperdine	George Pepperdine
Philadelphia U.	Phila. Textile
Polytechnic (N.Y.)	New York Poly; Brooklyn Poly
Rhodes	Southwestern (Tenn.)
Rice	Rice Institute
Richard Stockton	Stockton St.
Rowan	Glassboro St.
Sacramento St.	Cal St. Sacramento
Salem Int'l	Salem-Teikyo
Salisbury	Salisbury St.
Southampton	LIU-Southampton
Southern Ind.	Indiana St.-Evansville
Southern Me.	Maine Portland-Gorham; Gorham St. (Me.)
Southern N.H.	New Hamp. Col.
Tennessee St.	Tennessee A&I
Tex. A&M-Commerce	East Texas St.
Tex. A&M-Kingsville	Texas A&I
UTEP	Texas Western
Tex.-Pan American	Pan American
Towson	Towson St.
Truman	Northeast Mo. St., Truman St.
Tulsa	Henry Kendall
U.S. Int'l	Cal Western
Washburn	Lincoln College
Washington St.	Washington Agricultural College
West Ala.	Livingston
West Tex. A&M	West Texas St.
Western Mich.	Western State Teachers
Western N.M.	New Mexico Western
Western Ore.	Oregon Tech; Oregon College of Education
Western St.	Colo. Western
Westmar	Western Union College; Teikyo Westmar
Wichita St.	Fairmount
Widener	Pennsylvania Military College
Wm. Paterson	Paterson St.
Wis.-Eau Claire	Eau Claire Teachers
Wis.-La Crosse	La Crosse Teachers
Wis.-River Falls	River Falls Teachers
Wis.-Superior	Superior Normal; Superior St. Teachers
Xavier	St. Xavier

SCHOOLS **also known as**

Current school name:	Also known as:
UAB	Ala.-Birmingham
Baruch	Bernard M. Baruch
Caltech	Cal Tech
Case Reserve	Case Western Reserve
CCNY	City College of New York
GC&SU	Georgia College and State University
IPFW	Indiana/Purdue/Ft. Wayne
IUPUI	Indiana University-Purdue University at Indianapolis
Lehman	Herbert H. Lehman
Long Island	LIU-Brooklyn
LSU	Louisiana St.
UMBC	Md.-Balt. County
UMKC	Mo.-Kansas City
Merchant Marine	Kings Point
MIT	Massachusetts Institute of Technology
NYIT	New York Tech
UNLV	Nevada-Las Vegas
Sewanee	University of the South
Southern U.	Southern-B.R.
UTEP	Texas-El Paso
TCNJ	The College of New Jersey
TCU	Texas Christian
UCLA	University of California, Los Angeles
VMI	Va. Military
WPI	Worcester Tech, Worcester Poly Inst.

The National Collegiate Championship Series
A Brief Chronological History

1883 First National Collegiate Tennis Championships hosted by Trinity College, Hartford, Connecticut, and sponsored by the U.S. Lawn Tennis Association.

1897 First National Collegiate Golf Championships at Ardsley Casino, New York; conducted by the Intercollegiate Golf Association of America.

1906 MARCH 31. Formation of the Intercollegiate Athletic Association.

1910 DECEMBER 29. Changed name to National Collegiate Athletic Association. Seven geographical districts created.

1911 DECEMBER 28. Number of geographical districts expanded to eight.

1916 DECEMBER 28. Number of geographical districts expanded to nine.

1921 JUNE 17-18. First National Collegiate Outdoor Track and Field Championships hosted by the University of Chicago under the auspices of the NCAA.

1924 Number of geographical districts reduced to eight.

1939 JUNE 24-29. National Collegiate Golf Championships first sponsored by the NCAA.

1941 National Collegiate Tennis Championships sponsored solely by the NCAA.

1981 NOVEMBER 21. First women's championships sponsored by the NCAA included Division II women's cross country hosted by Southeast Missouri State University, Cape Girardeau, Missouri; Division III women's cross country hosted by Carthage College, Kenosha, Wisconsin; Division II field hockey hosted by Pfeiffer College, Misenheimer, North Carolina; and Division III field hockey hosted by Westfield State College, Westfield, Massachusetts. The first women's Division I championship sponsored by the NCAA was for field hockey, hosted by University of Connecticut, Storrs, Connecticut, November 21-22.

1985 Division I Men's Basketball Championship bracket expanded to 64 teams.

1991 Starting in the fall, Division II and III individual champions were no longer permitted to compete in Division I championships.

1994 Division I Women's Basketball Championship field expanded to 64 teams.

1996 Abilene Christian University became first institution to win all four track championships in any division.

1997 Stanford became first school to win six team championships (sweeps of cross country, volleyball and tennis) in one year.

JUNE 1. NCAA announced it would move its national office from Overland Park, Kansas, to Indianapolis in 1999.

AUGUST 1. NCAA's federated governance structure went into effect.

Washington defeated Princeton in the inaugural National Collegiate Women's Rowing Championship.

1998 JANUARY 7. Midseason rules changes in the sport of wrestling, caused by the deaths of three student-athletes during weight-loss activities, took effect.

1999 JULY 26. NCAA's new national office opened in Indianapolis.

NCAA adopted baseball standards relating to non-wood bats, putting limits on the diameter, weight and length differential.

2001 MARCH 23-25. Minnesota-Duluth defeats St. Lawrence, 4-2, in the inaugural National Collegiate Championship for women's ice hockey, staged in Minneapolis.

2001 MAY 19-20. UCLA defeated Stanford, 5-4, in the inaugural National Collegiate Women's Water Polo Championship, held at Stanford.

2002 MARCH 29-31. The Women's Final Four was played in a dome for the first time, drawing a crowd of 29,619, the largest ever to witness a women's basketball game.

MAY 31-JUNE 2. The inaugural Division II Women's Rowing Championship and Division III Women's Championship are held at Indianapolis' Eagle Creek Park. UC Davis was the Division II champion and Williams won Division III.

2003 Division I Softball Championship expanded its bracket from 48 to 64 teams.

Divisions I, II and III Men's Lacrosse Championships were played in the same stadium for the first time. The Division I championship drew 37,944, the largest crowd to witness a men's lacrosse game and the largest to witness any NCAA championship game other than Division I men's basketball. The Division I bracket expanded from 12 to 16 teams.

The Men's College World Series changed its format so that the finals moved from a single game to a best-two-of-three-game series.

(Note: All championships before 1981 were men's championships.)

Men's Spring Championships

Baseball 10
Golf 57
Lacrosse 72
Tennis 85
Outdoor Track and Field 111
Volleyball 149

Baseball

DIVISION I

Photo by Jamie Schwaberow/NCAA Photos

Rice players show off their trophy after defeating Stanford for the Owls' first NCAA title in any sport.

2003 Championship

Edited by Ty Halpin.

Highlights

Rice Takes Title: Rice guys finish first after all.

The Rice Owls won the Men's College World Series, defeating Stanford, 14-2, in the championship series final June 23. The game was the most lopsided in College World Series championship-game history.

The championship was the first for the Houston school in any sport. Rice (58-12) began by winning its bracket in double elimination play.

Stanford (51-18) won the other bracket and forced a championship final in the first year of the best-of-three format. Cardinal pitcher John Hudgins was named the most outstanding player in the College World Series. Hudgins was 3-0 in Omaha.

Philip Humber tossed a complete-game five-hitter for Rice in the final. Humber walked two and struck out four in the first championship-game complete game since 1993.

For more, go to the July 7, 2003 issue of The NCAA News at www.ncaa.org.

TEAM STANDINGS

	W	L	AB	R	H	BA	E	DP	FA	IP	R	ER	ERA
Rice	5	1	201	42	56	.279	6	3	.974	54.0	21	17	2.83
Stanford	5	3	273	51	76	.278	5	9	.983	71.2	41	34	4.27
Cal St. Fullerton	2	2	126	22	33	.262	6	7	.961	4.75	19	19	4.75
Texas	2	2	133	24	36	.271	5	2	.968	35.1	20	17	4.33
Miami	1	2	104	10	26	.250	6	2	.947	26.0	23	14	4.85
South Carolina	1	2	96	17	25	.260	3	0	.974	26.0	31	29	10.04
LSU	0	2	69	12	17	.246	2	3	.973	17.0	19	19	10.06
Southwest Mo. St.	0	2	64	7	14	.219	2	0	.972	17.0	11	9	4.76

BATTING LEADERS

(Minimum 15 at-bats)

	AVG	G	AB	R	H	RBI	2B	3B	HR	SB
Curtis Thigpen, Texas	.438*	4	16	2	7	4	2	0	0	0
Shane Costa, Cal St. Fullerton	.412	4	17	1	7	5	2	0	1	0
Enrique Cruz, Rice	.409	6	22	4	9	6	1	0	0	0
Jonny Ash, Stanford	.400	8	35*	7	14*	10*	2	1	2	0
Carlos Quentin, Stanford	.379	8	29	7	11	8	1	0	2	0
Taylor Teagarden, Texas	.375	4	16	2	6	2	3	1	0	0
Chris Kolkhorst, Rice	.364	6	22	8*	8	4	3	1	0	0
Craig Stansberry, Rice	.333	6	21	6	7	5	0	0	0	0
Ryan Garko, Stanford	.321	8	28	6	9	4	4*	0	0	0
Austin Davis, Rice	.320	6	25	5	8	3	1	0	1	0

Departmental Leaders*. Other Leaders: Runs-8, Sam Fuld, Stanford; 3B-1, Five tied; HR-2, Five tied; SB-2, Three tied.

PITCHING LEADERS

(Minimum eight innings pitched)

	W	L	SV	ERA	G	CG	IP	H	R	ER	BB	SO
David O'Hagan, Stanford	1	0	0	0.00	3	0	8.0	4	1	0	4	6
John Hudgins, Stanford	3	0	0	1.88	3	1	24.0	17	6	5	6	15
Ryan McCally, Stanford	1	1	0	2.20	2	0	16.1	14	5	4	7	5
Jeff Niemann, Rice	1	0	0	2.25	2	0	16.0	9	5	4	3	14
Jason Windsor, Cal St. Fullerton	1	0	0	3.18	2	0	11.1	11	4	4	4	6

Results

REGIONALS

AT TALLAHASSEE, FLORIDA

MAY 30

Rutgers..... 001 000 000— 1 7 4
South Ala..... 014 020 07x—14 16 0
Jack Egbert, Chris Lillis (5), Erik Dial (7), Sean Atchinson (8), O.J. Dechristofano (9) and Alberto Vasquez; Tony Neal, J.J. Jackson (9) and Tim Land. HR-Kevin Sytko (South Ala.). W-Neal. L-Egbert.

Jacksonville ..... 000 000 000—0 3 1
Florida St. ..... 111 030 00x—6 10 1
Darren Truty, Brett Nagy (5), Dustin Bolton (7), D.J. Kaercher (8) and Jon Galui; Matt Lynch and Tony Richie. HR-Jerrod Brown (Florida St.). W-Lynch. L-Truty.

MAY 31

Rutgers..... 300 010 400—8 8 1
Jacksonville ..... 000 023 000—5 9 0
Shaun Parker, Chris Lillis (5), Sean Atchison (6) and Alberto Vasquez; Dennis Robinson, Josh Deel (1), James Murdock (7), Bobby Bowman (8) and Jon Galui. HR-Vinny Esposito (Rutgers). W-Atchison. L-Deel.

Florida St. ..... 000 001 041—6 6 1
South Ala..... 001 020 05x—8 13 1
Trent Peterson, Rhett James (7), Daniel Hodges (8) and Tony Richie; Clark Girardeau, Bert Heath (8) and Tim Land. HR-Cole Craig (South Ala.), Ryan Mulhern (South Ala.). W-Heath. L-Hodges.

Florida St. ..... 012 580 100—17 15 0
Rutgers..... 000 410 002— 7 15 3
Mark Sauls, Eddie Cannon (6), Matt DiBlasi (7), Kevin Lynch (8), Daniel Hodges (9) and Tony Richie, Aaron Cheesman; Aaron Kalb, Matt Pustay (4), Erik Dial (4), Chris Lillis (4), Jim Jansen (4), Tom Malafronte (8) and Colin Gaynor, Lee Moskowitz. HR-Daniel Wardell (Florida St.), Jerrod Brown (Florida St.), Blake Balkcom (Florida St.), Vinny Esposito (Rutgers). W-Sauls. L-Kalb.

JUNE 1

South Ala..... 010 110 101— 5 10 3
Florida St. ..... 000 381 01x—13 15 1
Frank Elia, Caleb Crosby (5), J.J. Jackson (5), Billy Fullam (5), Tyler Lynd (7) and Kevin Sytko, Ryan Fillingim. HR-Ryan Mulhern (South Ala.), Daniel Wardell (Florida St.), Jerrod Brown (Florida St.). W-Davidson. L-Elia.

South Ala..... 001 100 000— 2 4 2
Florida St. ..... 410 030 22x—12 15 1
Bert Heath, Tony Neal (2), Billy Fullam (5), Tyler Lynd (8) and Tim Land; Glen Simon, Rhett James (3), Kevin Lynch (8) and Tony Richie. HR-Stephen Drew (2) (Florida St.), Tony McQuade (Florida St.), Tony Richie (Florida St.), Daniel Wardell (Florida St.), Jerrod Brown (Florida St.). W-James. L-Heath.

AT LONG BEACH, CALIFORNIA

MAY 30

Washington ..... 100 200 011—5 12 2
Minnesota..... 001 000 200—3 6 4
Sean White, Trent Baysinger (7), Brian Carter (7), Will Fenton (8) and Aaron Hathaway; Glen Perkins, Jeff Moen (9) and Jake Elder. W-Carter. L-Perkins. S-Fenton.

Pepperdine..... 000 000 100—1 5 1
Long Beach St. ..... 300 100 11x—6 8 0
Jacob Barrack and Brent Haapanen; Abe Alvarez, Neil Jamison (8) and Todd Jennings. HR-Todd Jennings (Long Beach St.). W-Alvarez. L-Barrack.

MAY 31

Minnesota..... 001 000 015—7 13 1
Pepperdine..... 101 011 100—5 10 2
C.J. Woodrow, Brian Bull (7) and Jake Elder; Greg Ramirez, Kea Kometani (8), Paul Coleman (8), Steve Kleen (9) and Nelson Caraballo. W-Bull, L-Coleman.

Long Beach St. ..... 000 200 140—7 8 0
Washington ..... 002 000 000—2 5 0
Jered Weaver and Todd Jennings; Jeff Petersen, Brian Carter (8) and Aaron Hathaway. HR-Brent Lillibridge (Washington). W-Weaver. L-Petersen.

Minnesota..... 000 001 000—1 7 0
Washington ..... 003 100 00x—4 14 3
Matt Loberg, Craig Molldrem (4) and Jake Elder; David Dowling, Trent Baysinger (7), Will Fenton (8) and Aaron Hathaway. W-Dowling. S-Loberg.

JUNE 1

Washington ..... 000 000 002—2 9 2
Long Beach St. ..... 002 041 00x—7 9 0
Clay Johnson, Brain Carter (5), Scott Robertson (6), Matt Kasser (7) and Aaron Hathaway; Cesar Ramos, Neil Jamison (8) and Todd Jennings. HR-Aaron Hathaway (Washington). W-Ramos, L-Johnson.

AT ATLANTA

MAY 30

East Carolina..... 000 000 000—0 5 2
South Carolina ..... 301 000 00x—4 11 0
Will Brinson, Scott Andrews (8) and Jake Smith; Chris Hernandez and Landon Powell. HR-Kevin Melillo (South Carolina). W-Hernandez. L-Brinson.

Stetson..... 000 004 010—5 10 2
Georgia Tech ..... 001 100 020—4 5 1
Adam Blair, Roger Lincoln (9) and Chris Westervelt; Micah Owings, Jeff Watchko (7) and Mike Nickeas. HR-Brian Snyder (Stetson), Andy Wilson (Stetson), Pete Rasmusen (Stetson), Clifton Remole (Georgia Tech), Micah Owings (Georgia Tech). W-Blair. L-Owings. S-Lincoln.

MAY 31

Georgia Tech ..... 300 000 000— 3 10 0
East Carolina..... 002 000 53x—10 11 0
Kyle Bakker, Brian Burks (7), Andrew Kown (8) and Andy Hawranick, Mike Nickeas; Ashley Capps, Glenn Tucker (1) and Jake Smith. HR-Clifton Remole (Georgia Tech), Darryl Lawhorn (East Carolina). W-Tucker. L-Bakker.

South Carolina ..... 010 212 010—7 16 0
Stetson..... 200 000 000—2 11 1
David Marchbanks and Landon Powell; Cy McCuen, Mike Wiley (6) and Chris Westervelt. Landon Powell (South Carolina). W-Marchbanks. L-McCuen.

Stetson..... 160 000 101—9 12 0
East Carolina..... 011 020 000—4 7 0
Cameron Abel, Adam Townsend (5), Roger Lincoln (9) and Chris Cole, Chris Westervelt; Jason Tourangeau, Neal Sears (2), Greg Bunn (9) and Jake Smith. HR-John Destefano (Stetson). W-Townsend. L-Tourangeau.

JUNE 1

South Carolina ..... 012 023 100—9 14 0
Stetson..... 010 020 000—3 8 4
Steven Bondurant, Aaron Rawl (8) and Landon Powell; John Destefano, Adam Blair (6), Mike Wiley (6), Roger Lincoln (9) and Chris Westervelt. HR-Steven Tolleson (South Carolina), Pete Rasmusen (Stetson). W-Bondurant. L-Destefano.

AT WILSON, NORTH CAROLINA

MAY 30

Va. Commonwealth ..... 000 000 000—0 1 2
Western Caro. ..... 000 011 00x—2 9 2
Matt Prendergast, Tommy Edelblut (6) and Jeff Parrish; Brandon McDowell and Denver Edick. W-McDowell. L-Prendergast.

Le Moyne..... 000 011 000—2 4 1
North Carolina St. ..... 010 111 13x—8 15 2
Brian Mattoon, Chad Sidmore (8), Shane Burke (8) and Steven Suarez; Michael Rogers, Jason Duncan (9) and Colt Morton. HR-Joe Gaetti (North Carolina St.), Dustin Knight (North Carolina St.). W-Rogers. L-Mattoon.

MAY 31

Western Caro. ..... 103 122 000—9 11 0
Le Moyne..... 000 300 020—5 7 2
Brad Josey and Brian Sigmon; Matt Scherer, Nick Marascia (5), Andy Weimer (5) and Tony Woods. W-Josey. L-Scherer.

Va. Commonwealth ..... 020 100 000 0—3 5 1
North Carolina St. ..... 100 001 010 1—4 8 2
Sean Marshall, Clay Meredith (7), Brian Marshall (9) and Jeff Parrish; Vern Sterry, Joey Devine (9) and Colt Morton. HR-Jeff Parrish (Va. Commonwealth), Justin Riley (North Carolina St.), Colt Morton (North Carolina St.). W-Devine. L-Marshall.

Va. Commonwealth ..... 000 000 000—0 1 2
Western Caro. ..... 000 011 00x—2 9 2
Matt Prendergast, Tommy Edelblut (6) and Jeff Parrish; Brandon McDowell and Denver Edick. W-McDowell. L-Prendergast.

JUNE 1

North Carolina St. ...010 300 000 000 02—6 12 2
Western Caro. .....010 102 000 000 00—4 7 2
Nate Cretarolo, Brandon Shipwash (8), Collin Brown (12), Joey Devine (13) and Colt Morton; Seth Foster, Joe Camac (4), Ryan Foster (4), Derrick Hawk (6), Brian Barnes (13) and Brian Sigmon. HR-Morton (North Carolina St.). W-Brown. L-Hawk. S-Devine.

AT AUSTIN, TEXAS

MAY 30

Bucknell ..... 000 000 000—0 4 1
Texas..... 201 220 00x—7 7 0
Kevin Miller, Cory Nadler (8) and Phil Bunting; Justin Simmons and Taylor Teagarden. HR-Dustin Majewski (Texas), Eric Sultemeier (Texas), Joe Ferin (Texas). W-Simons. L-Miller.

Lamar ..... 100 000 011—3 7 2
Arkansas..... 100 000 100—2 9 0
Josh Gray, Kyle Stutes (3), David Talamantez (7) and Matt Gowan; Jarrett Gardner, Scott Roehl (8), Jay Sawatski (9) and Brady Toops. W-Talamantez. L-Roehl.

MAY 31

Arkansas..... 003 101 032—10 10 1
Bucknell ..... 011 000 050— 7 11 3
Charley Boyce, Boyd Goodner (8), Jay Sawatski (9) and Chris Williams; Zachery Allen, Matt Daley. HR-Brian Hirschberg (Bucknell). W-Boyce. L-Allen. S-Sawatski.

Texas..... 010 003 003—7 9 2
Lamar ..... 010 002 000—3 8 1
J.P. Howell, Brent Cox (6), Brantley Jordan (6), Huston Street (7) and Taylor Teagarden; Jesse Floyd, Kevin Smiley (9), Mark Ion (9) and Matt Gowan. W-Howell. L-Floyd. S-Street.

Arkansas ..... 001 002 003 00—6 13 2
Lamar..... 020 121 000 01—7 13 1
Josh Merryman, Jon Richmond (5), Kyler Pomeroy (6), Jay Sawatski (10) and Brady Toops; William Delage, Christopher Coy (3), David Talamantez (6), Kevin Smiley (9), Josh Gray (9) and Matt Gowan. HR-Shaun Stanton (Lamar), Matt Gowan (Lamar). W-Gray. L-Sawatski.

JUNE 1

Lamar ..... 001 020 300—6 12 0
Texas..... 200 000 000—2 9 1
Trey Rinando and Matt Gowan; Sam LeCure, Brantley Jordan (4), Jesen Merle (4), Kevin Frizzell (4), Brent J. Cox (7), Buck Cody (7), Zach Gallenkamp (8) and Taylor Teagarden. W-Rinando. L-Merle.

Texas..... 200 030 010—6 8 0
Lamar ..... 300 000 000—3 7 4
Josh Smith, Brent Cox (1), Huston Street (8) and Taylor Teagarden. W-Cox. L-Stutes. S-Street.

AT STARKVILLE, MISSISSIPPI

MAY 30

Missouri..... 100 100 010 00—3 9 0
North Carolina..... 200 000 010 01—4 10 1
Justin James, Andy Shipman (10) and Brad Flanders; Daniel Moore, Scott Senatore (7), Kevin Brower (9), Zack Zuercher (10) and Chris Iannetta. HR-Ian Kinsler (Missouri), Jeremy Cleveland (North Carolina), Mike Daniel (North Carolina). W-Zuecher. L-Shipman.

Middle Tenn..... 000 010 300— 4 7 4
Mississippi St..... 410 050 000—10 15 2
Steve Kline, Jerry Knox (3), Shay Horseman (5) and Troy Harp and Derek Phillips; Paul Maholm, Saunders Ramsey (7) and Craig Tatum. W-Maholm. L-Kline.

MAY 31

Middle Tenn..... 000 021 040— 7 8 3
Missouri..... 306 030 01x—13 13 1
John Williams, Chris Mobely (3), Travis Horschel (4), Danny Borne (5), Chase Swing (6), Steven Kines (7) and Troy Harp; Danny Hill, Mark Alexander (8) and Brad Flanders. HR-Brett Carroll (Middle Tenn.). W-Hill. L-Williams.

Mississippi St..... 020 000 003— 5 8 0
North Carolina..... 003 430 000—10 10 0
Alan Johnson, Brett Cleveland (5) and Craig Tatum, J.B. Tucker; Adam Kalkof, Matt Danford (2), Michael Gross (9), Whitley Benson (9) and Ryan Blake. HR-Greg Mangum (North Carolina). W-Danford. L-Johnson.

Mississippi St..... 200 204 200—10 18 2
Missouri..... 301 100 000— 5 7 5
Jeff Lacher, Jamie Gant (3) and Craig Tatum; Nick Admire, Andy Shipman (5), Taylor Parker (7), Mark Alexander (9) and Brad Flanders. HR-Ryan Rallo (Missouri). W-Gant. L-Shipman.

JUNE 1

North Carolina..... 010 010 013 02—8 18 1
Mississippi St. ..... 020 030 100 00—6 11 0
Garry Bakker, Zack Zuercher (7), Jonathan Hovis (7), Scott Senatore (8), Kevin Brower (10) and Chris Iannetta; Jacob Blakeney, Saunders Ramsey (5), Jonathan Papelbon (6), Robby Goodson (9) and Craig Tatum. HR-Sean Farrell (North Carolina). W-Senatore. L-Goodson. S-Brower.

AT CORAL GABLES, FLORIDA

MAY 30

Bethune Cookman..... 000 101 030— 5 12 2
Miami (Fla.)..... 002 003 23x—10 12 3
John Gragg and Jon Lee; Vince Bongiovanni, Alex Blanco (7), Isreal Chirino (7), Andrew Lane (8), Shawn Valdes-Fauli (8) and Erick San Pedro. HR-John Gragg (Bethune Cookman), Juan Figueroa (Bethune Cookman), Ryan Braun (Miami [Fla.]). W-Bongiovanni. L-Gragg. S-Valdes-Fauli.

Florida..... 000 020 010—3 9 0
Fla. Atlantic..... 012 001 00x—4 7 0
Justin Hoyman and Brian Rose; Danny Core, Matt O'Brien (7), Chris Pillsbury (9) and Mike Murray. W-Core. L-Hoyman. S-Pillsbury.

MAY 31

Florida..... 200 103 200—8 13 0
Bethune Cookman..... 002 030 010—6 11 0
Tommy Boss, Mike Pete (5), Connor Falkenbach (8) and Brian Rose; Mumba Rivera, Colin Irvine (7) and Bryan Maples. HR-Mario Garza (Florida), Brian Rose (Florida), Stephen Barton (Florida), Sebastien Boucher (Bethune Cookman), Roberto Rodriguez (Bethune Cookman). W-Pete. L-Rivera. S-Falkenbach.

Fla. Atlantic..... 000 000 000—0 1 1
Miami (Fla.)..... 000 100 00x—1 5 0
Randy Bean and Robert Orton; J.D. Cockroft and Erick San Pedro. W-Cockroft. L-Bean.

Fla. Atlantic..... 006 013 040—14 18 5
Florida..... 204 642 04x—22 22 4
Chris Saxton, James Callahan (3), Chris Della Rocco (3), Matt O'Brien (4), Chris Pillsbury (7), Will Mann (8), Allen Knight (9), Travis NeSmith (9) and Mike Murray, Shaen O'Connor (7); Bryan Ball, Adam Sanabria (3), Tom Potter (3), Darren O'Day (7), Connor Falkenbach (8). HR-Derek Hutton (Fla. Atlantic), Matt Pali (Fla. Atlantic), Tim Mascia (Fla. Atlantic), Mario Garza (Florida), Brian Rose (Florida), C.J. Smith (Florida). W-Potter. L-Della Rocco.

JUNE 1

Miami (Fla.)..... 000 002 012—5 18 2
Florida..... 205 107 00—15 14 1
Brandon Camardese, Marcelo Albir (4), Andrew Cohn (6) and Erick San Pedro; Jamie Goldfarb, Darren O'Day (2), Mike Pete (6) and Brian Rose. HR-Brian Rose (Florida), Jeff Corsaletti (Florida). W-O'Day. L-Camardese. S-Pete.

Miami (Fla.)..... 115 203 010—13 19 2
Florida..... 020 015 101—10 12 1
Alex Perez, Alex Blanco (5), Isreal Chirino (6), Shawn Valdes-Fauli (6) and Erick San Pedro; Lee Roberson, Tommy Boss (2), Tom Potter (3), Connor Falkenbach (3), Bryan Ball (6) and Brian Rose. HR-Richard Giannotti (Miami [Fla.]), Ben Harrison (Florida), Mario Garza (Florida), Jeff Corsaletti (Florida), Justin Tordi (Florida). W-Valdes-Fauli. L-Boss.

AT HOUSTON

MAY 30

McNeese St..... 011 000 000 0—2 5 1
Rice ..... 000 100 100 1—3 9 0
Rusty Begnaud, Lavelle Morgan (7), Rhett Gulledge (8), Walt Nolen (9) and Ran Prince; Philip Humber, Wade Townsend (9) and Justin Ruchti. HR-Tim Lemke (McNeese St.). W-Townsend. L-Gulledge.

Wichita St..... 000 013 000—4 6 0
Mississippi ..... 000 101 000—2 9 2
Mike Pelfrey, Tommy Hottovy, (8), Mike Dennison (9) and Cody Clark; T.J. Beam and Charlie Waite. HR-Nick McCoola (Wichita St.), Seth Smith (Mississippi). W-Pelfrey. L-Beam. S-Dennison.

MAY 31

Mississippi ..... 000 102 130—7 11 2
McNeese St. ..... 001 000 000—1 3 2
Stephen Head and Charlie Waite; Jacob Marceaux, Josh Hansen (8), Craig Martel (8) and Ran Prince. HR-Jonathan Swearingen (Mississippi). W-Head. L-Marceaux.

Rice..... 131 004 010—10 13 0
Wichita St..... 100 000 000— 1 3 1
Jeff Niemann, Colin Matheny (8) and Justin Ruchti, Jeff Blackinton; Steve Uhlmansiek, Tommy Hottovy (3), Kyle Banick (6) and Cody Clark, Joe Muich. HR-Chris Kolkhorst (Rice), Paul Janish (Rice), Vincent Sinisi (Rice). W-Niemann. L-Uhlmansiek.

Mississippi ..... 201 000 010—4 12 3
Wichita St..... 111 000 101—5 9 0
Brae Wright, Anthony Cupps (7) and Charlie Waite; David Sanders, Trenton Henderson (3), Reuben Kerbs (7), Mike Dennison (8) and Cody Clark. HR-Brian Pettway (Mississippi). W-Dennison. L-Cupps.

JUNE 1

Wichita St..... 000 011 000—2 7 0
Rice..... 000 320 00x—5 6 1
Mathew Jakubov, Noah Booth (5) and Cody Clark; Wade Townsend, David Aardsma (9) and Justin Ruchti. HR-Ryan Bell (Wichita St.). W-Townsend. L-Jakubov. S-Aardsma.

AT COLLEGE STATION, TEXAS

MAY 30

Houston ..... 030 000 000—3 8 3
Alabama..... 301 100 22x—9 9 0
Brad Sullivan, Gene Flores (5), Rickey Putman (8) and Brett Logan, Nick Bott; Brent Carter and Charlie Lyons. HR-Cole Bruce (Houston), Adam Pavkovich (Alabama). W-Carter. L-Sullivan.

Oral Roberts..... 000 003 000—3 8 1
Texas A&M ..... 000 210 12x—6 10 0
Dennis Bigley, Taylor McIntyre (8), Justin Ramsey (8) and Nate Griffin, David Castillo; Kyle Parcus, Scott Beerer (8) and Justin Pouk. HR-Andy Hargrove (Oral Roberts), Justin Ruggiano (Texas A&M), John Infante (Texas A&M), Kevin Whelan (Texas A&M). W-Parcus. L-Bigley. S-Beerer.

MAY 31

Oral Roberts..... 000 000 011—2 10 1
Houston ..... 000 001 03x—4 10 0
Dallas Martin, Alex Chalfant (8), Justin Ramsey (8) and Nate Griffin; Danny Zell, Ryan Wagner (8) and Nick Bott, Brett Logan. W-Wagner. L-Martin.

Alabama..... 010 030 001— 5 13 3
Texas A&M ..... 730 022 02x—16 20 1
Seth Johnson, Jared Woodard (1), Eric Mennen (2), Jacob Legg (8) and Charlie Lyons, John Marshall; Brian Finch, Matt Farnum (8) and Justin Pouk, Craig Stinson. HR-Ryan Beagle (Alabama), Marshall (Alabama). W-Finch. L-Johnson.

Houston ..... 011 053 330—16 17 2
Alabama..... 100 130 201— 8 10 1
Garrett Mock, Brian Henderson (5) and Brett Logan; Jeffrey Norris, Taylor Tankersley (3), Brian Reed (4), Ryan Beagle (6), Dewayne Marlow (8), Jacob Legg (9) and Charlie Lyons, John Marshall. HR-Cole Bruce (Houston), Thanos Papavasiliou (Houston). W-Henderson. L-Tankersley.

JUNE 1

Texas A&M ..... 013 010 100—6 6 5
Houston ..... 302 000 20x—7 11 0
Zach Dixon, Logan Kensing (2), Dan Donaldson (7) and Justin Pouk; Brian Martin, Gene Flores (3), Kevin Roberts (6), Ryan Wagner (8) and Nick Bott, Brett Logan. HR-Justin Ruggiano (Texas A&M), Hyung Cho (Houston). W-Roberts. L-Donaldson. S-Wagner.

Texas A&M ..... 021 002 010 0—6 7 2
Houston..... 110 000 022 1—7 8 3
Robert Ray, Scott Beerer (7), Kyle Parcus (9), Matt Farnum (10) and Justin Pouk; Taylor Gartz, Bryan Harris (3), Kevin Roberts (5), Rickey Putman (7), Justin Vaclavik (8), Ryan Wagner (10) and Nick Bott, Brett Logan. HR-Cliff Pennington (Texas A&M), Scott Beerer (Texas A&M), Justin Pouk (Texas A&M), John Infante (Texas A&M). W-Wagner. L-Farnum.

AT LINCOLN, NEBRASKA

MAY 30

Eastern Mich. ..... 002 001 422—11 15 3
Nebraska..... 113 030 53x—16 20 1
Dave Pieron, Trevor Carpenter (3), Matt Onderlinde (7), Brian Chad (7), Dale Hayes (8) and Brad Hrovat, Brent Olivier; Quinton Robertson, Jeremy Becker (7), Mike Sillman (7) and John Grose. HR-Ryan Goleski (Eastern Mich.), Ryan Arnett (Eastern Mich.), Matt Hopper (Nebraska), Daniel Bruce (Nebraska), John Grose (Nebraska). W-Robertson. L-Pieron. S-Sillman.

Southwest Mo. St. ..... 002 040 002—8 9 1
Coastal Caro..... 020 100 000—3 6 1
Chad Mulholland, Bob Zimmerman (6), Shaun Marcum (8) and Tony Piazza; Justin Sturge, Brian Waack (5), Byron Binda (5) and Chad Oxendine. HR-Danté Brinkley (Southwest Mo. St.), Mike Costanzo (Coastal Caro.), Adam Pernasilici (Coastal Caro.). W-Mulholland. L-Sturge. S-Marcum.

MAY 31

Coastal Caro..... 000 010 070—8 13 1
Eastern Mich. ..... 001 021 41x—9 13 1
Steven Carter, Jake Hurry (6), Seamus Donovan (7), Josh Fish (8) and Chad Oxendine, Patrick Nichols; Anthony Tomey, Matt Onderlinde (8), Trevor Carpenter (8), Dave Pieron (9) and Brad Hrovat. HR-Ryan McGraw (Coastal Caro.), Ryan Goleski (Eastern Mich.). W-Carpenter. L-Fish. S-Pieron.

Nebraska..... 100 001 000—2 6 0
Southwest Mo. St. ..... 100 020 01x—4 11 2
Aaron Marsden and John Grose; Brad Ziegler, Shaun Marcum (7) and Tony Piazza. W-Ziegler. L-Marsden. S-Marcum.

Nebraska..... 004 300 452—18 15 1
Eastern Mich. ..... 002 000 000— 2 8 3
Zach Kroenke and Matt Wells, Chad Steele; Dale Hayes, Trevor Capenter (4), Dave Pieron (7), Brian Chad (7), Aaron Ollila (8), Tim Gray (9) and Brent Olivier. HR-Matt Hopper (Nebraska), Alex Gordon (Nebraska), Curtis Ledbetter (Nebraska), Daniel Bruce (Nebraska). W-Kroenke. L-Hayes.

JUNE 1

Southwest Mo. St. ..... 003 001 010—5 10 1
Nebraska..... 060 030 00x—9 13 0
Jeff Gray, Paul Marsala (5) and Tony Piazza; Jamie Rodrigue, Tim Schoeninger (8) and John Grose. W-Rodrigue. L-Gray. S-Schoeninger.

Nebraska..... 000 000 000—0 5 2
Southwest Mo. St. ..... 012 202 00x—7 13 0
Phil Shirek, Steve Hale (3), Tim Schoeninger (4), Jason Burch (7), Patrick O'Neil (9) and John Grose. HR-Tony Piazza (Southwest Mo. St.). W-Zimmermann. L-Shirek.

AT AUBURN, ALABAMA

MAY 30

Princeton..... 000 010 010—2 7 3
Auburn ..... 020 020 01x—5 9 2
Ryan Quillian, David Boehle (7), Thomas Pauly and Tim Lahey; Levale Speigner, Steven Register (8) and Bobby Huddleston. W-Speigner. L-Quillian. S-Register.

Ohio St. ..... 002 210 203—10 13 3
Clemson..... 300 100 202— 8 11 3
Josh Newman, Kyle Brown (7), Matt Davis (8) and Derek Kinnear; Patrick Hogan, Jeff Hahn (4), Robert Rohrbaugh (8), Jason Berken (9), Paul Harrelson (9) and Steve Pyzik, Collin Mahoney. HR-Drew Anerson (Ohio St.), Steve Caravati (Ohio St.), Kyle Frank (Clemson). W-Newman. L-Hahn. S-Davis.

MAY 31

Clemson .....002 101 002 1—7 14 2
Princeton.....001 200 102 0—6 12 2
Tyler Lumsden, Josh Cribb (7), Kris Harvey (9) and Steve Pyzik; Ross Ohlendorf, Thomas Pauly (7) and Tim Lahey. HR-B.J. Szymanski (Princeton). W-Harvey. L-Pauly.

Auburn ..... 110 000 000—2 8 1
Ohio St. ..... 002 101 20x—6 7 0
Arnold Hughey, Cory Dueitt (6) and Bobby Huddleston; Mike Madsen, Matt Davis (9) and Derek Kinnear. HR-Scott Schade (Auburn), Drew Anderson (Ohio St.), Christian Snavely (Ohio St.), Steve Caravati (Ohio St.). W-Madsen. L-Hughey. S-Davis.

Clemson..... 000 000 000— 0 5 1
Auburn ..... 213 410 04x—15 17 0
Aaron Trolia, Jeff Hourigan (3), Adam Walker (9) and Steve Pyzik; Colby Paxton and Bobby Huddleston, Kyle Bohm. HR-Karl Amonite (Auburn), Scott Schade (Auburn). W-Paxton. L-Trolia.

JUNE 1

Auburn ..... 023 020 000—7 14 4
Ohio St. ..... 011 303 10x—9 9 0
Chris Dennis, Cory Dueitt (4), Steven Register (6) and Bobby Huddleston; Chris Hanners, Kyle Brown (5), Trent Luyster (7), Matt Davis (8) and Derek Kinnear. HR-Bobby Huddleston (Auburn), Karl Amonite (Auburn), Cody Caughenbaugh (Ohio St.). W-Brown. L-Register. S-Davis.

AT BATON ROUGE, LOUISIANA

MAY 30

Northeastern ..... 000 100 304— 8 13 1
LSU..... 100 405 01x—11 15 0
Justin Hedrick, Devin Monds (6) and Matt Morizio; Jake Tompkins, Chad Vaught (8), Greg Smith (9) and Matt Liuzza, Ty Jensen. HR-Chris Emanuele (Northeastern), J.C. Holt (LSU), Clay Harris (LSU). W-Tompkins. L-Hedrick.

UNC Wilmington..... 000 111 000—3 11 4
Tulane..... 002 010 05x—8 15 2
Brad Overton, Matt Carter (3), Will Hunt(6), Chris Coughlin (7) and Brian Bormaster. HR-Jonny Kaplan (Tulane), Wes Swackhamer (Tulane). W-Charron. L-Hunt.

MAY 31

Northeastern ..... 000 006 000— 6 7 2
UNC Wilmington..... 033 110 13x—17 17 0
Brendan Ryan, Jordan Thomson (4) and Matt Marizio; Jake Mullis, Thomas Benton (6), Blake Cross (6) and Neal Eichhorn, Pat Murphy. HR-Chris Emanuele (Northeastern), Matt Wright (UNC Wilmington), Matt Sutton (UNC Wilmington). W-Mullis. L-Ryan. S-Cross.

LSU..... 021 000 505—13 18 1
Tulane..... 011 000 201— 5 11 2
Nate Bumstead, Jason Determann (8) and Matt Liussa, Shawn French; J.R. Crowel, Tyler Kimmons (7), Kelly Comarda (9) and Brian Bormaster. HR-Clay Harris (LSU), Blake Gill (LSU), Ivan Naccarata (LSU), Jonny Kaplan (Tulane), Wes Swackhamer (Tulane), Nathan Southard (Tulane). W-Bumstead. L-Crowel.

Tulane ..... 110 040 001 1—8 13 2
UNC Wilmington..... 200 031 010 2—9 20 2
Cory Hahn, Brandon Gomes (6), Joey Charron (10) and Brian Bormaster; Ronald Hill, Blake Cross (6) and Pat Murphy. HR-Michael Aubrey (Tulane), Brian Bogusevic (Tulane), Jamie Hemingway (UNC Wilmington). W-Cross. L-Gomes.

JUNE 1

UNC Wilmington..... 014 020 000 10—8 8 4
LSU..... 200 311 000 11—9 15 1
Chris Coughlin, Will Hunt (4), Matt Carter (6), Ronald Hill (10) and Neal Eichhorn, Pat Murphy; Bo Pettit, Jason Determann (8) and Matt Liuzza. HR-Matt Wright (UNC Wilmington), Matt Sutton (UNC Wilmington), Russ Simmerman (UNC Wilmington), Ryan Patterson (LSU), Jon Zeringue (LSU). W-Determann. L-Hill.

AT HATTIESBURG, MISSISSIPPI

MAY 30

Southern ..... 000 120 200—5 8 3
Southern Miss..... 001 100 100—3 3 4
Duwon Day, Damian Ursin (9) and Joey Mouton; Bob McCrory, Ray Antonelli (7), Daniel Best (8), Austin Tubb (9) and Brad Willcutt. HR-Rickie Weeks (Southern). W-Day. L-McCrory. S-Ursin.

Murray St..... 000 020 400—6 10 2
Baylor..... 013 000 21x—7 8 3
Kyle Perry, Gordon Dugan (7), Greg Gray (8) and Charlie Ward; Sean Walker, Zane Carlson (7) and Josh Ford. W-Carlson. L-Dugan.

MAY 31

Southern Miss..... 910 200 231—18 18 2
Murray St..... 000 000 000— 0 6 1
Cliff Russum and Brad Willcutt; Craig Ringwald, Billy Fares (1), Ian Moore (4), Craig Kraus (8), Chandler Shepherd (9) and Carlie Ward, Bo Baxter. HR-Matt Shepherd (Southern Miss.), Jeff Cook (Southern Miss.), Jarrett Hoffpauir (Southern Miss.). W-Russum. L-Ringwald.

Baylor..... 001 002 115—10 12 1
Southern ..... 001 011 000— 3 8 4
Steven White, Zane Carlson (8) and Josh Ford; Corey Poret, Emary Frederick (7), Ronald Moore (8), Antwyna Beasley (9) and Joey Mouton. HR-Michael Griffin (Baylor), Kyle Reynolds (Baylor), Marcus Townsend (Southern). W-White. L-Frederick. S-Carlson.

Southern Miss..... 451 130 004—18 18 1
Southern ..... 000 000 100— 1 6 3
Stephen Castleman, John Nicholas (8) and Brad Willcutt; Vince Davis, Jonathan Kohn (2), Jerome Anderson (2), Justin Sanchez (5), Damian Ursin (8) and Brandon Mason, Amir Anderson. HR-Jeff Cook (Southern Miss.), Brad Willcutt (Southern Miss.), Clint King (Southern Miss.), Jarrett Hoffpauir (Southern Miss.), Ryan Frith (Southern Miss.), Kevin Vital (Southern). W-Castleman. L-Davis.

JUNE 1

Baylor..... 000 000 030—3 7 0
Southern Miss..... 000 010 100—2 6 1
Ryan LaMotta, Zane Carlson (9) and Josh Ford; Anthony Dewitt, Austin Tubb (8), Ray Antonelli (8), John Nicholas (8) and Brad Willcutt. W-LaMotta. L-Tubb. S-Carlson.

AT TEMPE, ARIZONA

MAY 30

Central Conn. St..... 010 010 000— 2 10 4
Arizona St..... 233 011 40x—14 16 1
Lewis Pappariella, Jake Ruder (6), Don Crossman (7) and Tim D'Aquila; Mark Sopko, Jered Liebeck (5), Javy Lopez (7) and Tuffy Gosewisch, Joel Bocchi. W-Liebeck. L-Pappariella. S-Lopez.

New Mexico St..... 011 005 130 03—14 17 3
UNLV..... 020 210 060 01—12 13 2
Jason Williams, Mike Smith (8), Andrew Garretson (8) and Beau Blacken; Jake Vose, Ben Scheinbaum (6), Ryan Braun (9) and Robert Vankirk. HR-Billy Becher, (New Mexico St.), Beau Blacken (New Mexico St.), Hal Bisnett (New Mexico St.). W-Garretson. L-Braun.

MAY 31

UNLV..... 000 84(10) 000—22 25 0
Central Conn. St..... 030 000 000— 3 6 3
Robbie Van, Matt Wagner (6) and Robert Vankirk; Barry Hertzler , Don Crossman (5), Zachary Herrick (6) and Tim D'Aquila. W-Van. L-Hertzler. S-Wagner.

Arizona St. ..... 010 000 20(12)—15 11 0
New Mexico St..... 000 000 000— 0 4 1
Beau Vaughan, Robbie McClellan (7), Bryce Kartler (8), Ryan Schroyer, (9), Carlos Arguello (9) and Tuffy Gosewisch; Dustin Cameron, James Allen (7), A.J. Jacquez (8), Brandon Shaw (9) and Mark Keller. W-Vaughan. L-Cameron.

UNLV..... 045 002 500—16 17 0
New Mexico St. ..... 230 003 002—10 13 1
Matthew Luca, Giovanni Pupo (1), Shane Clatterbuck (7), James Thompson (8), Jason Guerra (9) and Robert Vankirk; Christian Jackson, James Allen (3), Rory Coppinger (4), J.T. Severe (7) and Beau Blacken. HR-Buck Barton (New Mexico St.). W-Pupo. L-Jackson.

JUNE 1

Arizona St..... 611 242 000—16 19 1
UNLV..... 000 000 001— 1 7 1
Ben Thurmond, Brett Bordes (6), Erik Averill (7), Ryan Schroyer (9) and Tuffy Gosewisch; Adam Lesko, Shane Clatterbuck (1), James Thompson (4), Ryan Braun (5), Jason Guerra (9) and Robert Vankirk. HR-Jeff Larish (Arizona St.). W-Thurmond. L-Lesko.

AT FULLERTON, CALIFORNIA

MAY 30

Notre Dame ..... 072 400 000—13 17 0
Arizona ..... 200 000 021— 5 11 0
Ryan Kalita, Ryan Doherty (9) and Javi Sanchez; Richie Gardner, Derek Rodiguez (4), Chris Goodman (6) and Javi Sanchez. HR-Matt Macri (Notre Dame). W-Kalita. L-Gardner.

San Diego..... 000 000 100—1 4 1
Cal St. Fullerton ..... 000 111 00x—3 11 0
Kyle Collins, Pat Lucy (8) and Zach Dobek; Jason Windsor, Travis Ingle (7), Chad Cordero (8) and P.J. Pilittere. HR-Freddy Sandoval (San Diego). W-Windsor. L-Collins. S-Cordero.

MAY 31

Arizona ..... 000 001 100—2 9 2
San Diego..... 000 012 20x—5 11 0
Sean Rierson, John Meloan (7) and Richard Mercado; Aaron Wilson, Tony Perez (8) and Zach Dobek. HR-Lucas Wennersten (San Diego). W-Wilson. L-Rierson. S-Perez.

Cal St. Fullerton ..... 201 000 001—4 8 0
Notre Dame ..... 000 001 020—3 8 1
Ryan Schreppel, Darric Merrell (6), Travis Ingle (8), Chad Cordero (8) and Kurt Suzuki; Chris Niesel, J.P. Gagne (9) and Javi Sanchez. W-Cordero. L-Gagne.

Notre Dame ..... 122 000 100—6 15 2
San Diego..... 021 000 000—3 8 2
Matt Laird, J.P. Gagne (9) and Javi Sanchez; Justin Blaine, Matt Coy (6), Pat Lucy (7), Sean Warlog (8) and Zach Dobek. W-Laird. L-Blaine. S-Gagne.

JUNE 1

Cal St. Fullerton ..... 223 000 010—8 12 0
Notre Dame ..... 000 000 100—1 10 4
Dustin Miller, Sean Martin (9) and Kurt Suzuki; Peter Ogilvie, Ryan Doherty (3), Tom Thornton (8), Brandon Viloria (9) and Javi Sanchez. W-Miller. L-Ogilvie.

AT STANFORD, CALIFORNIA

MAY 30

Ill.-Chicago..... 020 000 000—2 8 2
Stanford..... 411 001 02x—9 13 1
Ryan Gehring, Charlie Hahn (3), David Haehnel (9) and Kevin Nelson; Ryan McCally and Ryan Garko. HR-Brian Hall (Stanford), Carlos Quentin (Stanford). W-McCally. L-Gehring.

UC Riverside ..... 000 011 035—10 15 2
Richmond..... 011 200 004— 8 16 3
Jaymie Torres, Chad Decker (4), Brian Hoff (9) and Brian Emmons; Tim Stauffer, Matt McLoughlin (9), Nate Kuchta (9) and Adam Tidball. HR-Brian Wahlbrink (UC Riverside), Jason Collette (UC Riverside), Jim Fasano (Richmond). W-Decker. L-Stauffer.

MAY 31

Richmond..... 000 230 000—5 9 1
Ill.-Chicago..... 000 000 000—0 9 2
Mike McGirr and Adam Tidball; Ryan Martin, Eric Xidis (6) and Kevin Nelson. HR-Adam Tidball (Richmond). W-McGirr. L-Martin.

Stanford..... 100 340 032—13 16 0
UC Riverside ..... 400 100 100— 6 8 1
John Hudgins and Ryan Garko; A.J. Shappi, Haley Winter (8), Jose Shaw (8), Rich Hofman (8) and Brian Emmons. HR-Garko (Stanford), Danny Putnam (Stanford), Chris Carter (Stanford), Ryan Harvey (UC Riverside), Brian Steinmeyer (UC Riverside). W-Hudgins. L-Shappi.

Richmond..... 400 102 010—8 14 1
UC Riverside ..... 100 000 000—1 6 2
Jason Bolinski and Adam Tidball; Julio Fernandez, Haley Winter (6), John Martinez (9) and Brian Emmons. W-Bolinski. L-Fernandez.

JUNE 1

Stanford..... 023 303 530—19 19 2
Richmond..... 001 110 003— 6 7 3
Mark Romanczuk, David O'Hagan (7), Matt Manship (8) and Ryan Garko, John Hester; Tim Rice, Andy Givens (4), Matt McLoughlin (4), John Cronin (6), Derek Duclos (7), Brad Loveless (9) and Adam Tidball, Chris Dolan. HR-Carlos Quentin (Stanford), Garko (Stanford), Danny Putnam (Stanford), Jim Fasano (Richmond). W-Romanczuk. L-Rice.

SUPER REGIONALS

AT TALLAHASSEE, FLORIDA

JUNE 8

Texas..... 000 011 303—8 9 1
Florida St. ..... 000 200 100—3 8 1
J.P. Howell, Huston Street (7) and Taylor Teagarden; Trent Peterson, Rhett James (6), Hunter Jones (6), Kevin Lynch (7), Eddie Cannon (7), Matt DiBlasi (8), Glen Simon (9) and Tony Richie. W-Howell. L-James. S—Street.

JUNE 9

Florida St. ..... 110 110 100—5 8 0
Texas..... 023 100 00x—6 9 1
Kevin Lynch, Rhett James (3), Hunter Jones (7), Daniel Hodges (9) and Tony Richie; Justin Simmons, Brent Cox (5), Huston Street (8) and Taylor Teagarden. HR-Tony Richie (Florida St.), Chris Hart (Florida St.), Teagarden (Texas), Curtis Thigpen (Texas). W-Cox. L-Lynch. S—Street.

AT CORAL GABLES, FLORIDA

JUNE 7

North Carolina St. ..... 002 016 000— 9 12 1
Miami (Fla.)..... 300 005 011—10 11 3
Michael Rogers, Brandon Shipwash (6), Joey Devine (8) and Colt Morton; J.D. Cockroft, Alex Blanco (6), Shawn Fauli-Valdes (9) and Erick San Pedro. HR-Justin Riley (North Carolina St.), Ryan Braun (Miami[Fla.]), Gaby Sanchez (Miami [Fla.]). W-Valdes-Fauli. L-Devine.

JUNE 8

Miami (Fla.)..... 000 400 000 16—11 11 0
North Carolina St. ..... 000 101 200 10— 5 9 2
Brandon Camardese, George Huguett (6), Shawn Valdes-Fauli (7) and Erick San Pedro; Sterry, Davidson (5), J. Devine (8), Orvella (10), Hicks (10) and Morton. HR-Erick San Pedro (Miami[Fla.]). W-Valdes-Fauli. L-Orvella.

AT HOUSTON, TEXAS

JUNE 7

Houston ..... 010 004 000—5 10 1
Rice..... 000 002 000—2 7 1

Danny Zell, Ryan Wagner (8) and Nick Bott, Brett Logan; Philip Humber, David Aardsma (8), Steven Herce (9) and Justin Ruchti. HR-Cole Bruce (Houston). W-Zell. L-Humber.

JUNE 8

Rice ..... 301 103 110—10 10 2
Houston ..... 100 000 010— 2 6 2
Jeff Niemann, Colin Matheny (8), Josh Baker (9) and Justin Ruchti; Brad Sullivan, Rickey Putman (5), Bryan Harris (6), Taylor Gartz (6), Justin Vaclavik (7), Travis Mays (9) and Brett Logan. HR-Vincent Sinisi (Rice), Enrique Cruz (Rice), Paul Janish (Rice), Craig Stansberry (Rice). W-Niemann. L-Sullivan.

JUNE 9

Rice ..... 020 201 000—5 7 1
Houston ..... 101 000 000—2 4 1
Wade Townsend, David Aardsma (9) and Justin Ruchti; Brian Henderson, Kevin Roberts (4), Garrett Mock (6), Ryan Wagner (7) and Nick Bott, Brett Logan. W-Townsend. L-Henderson. S-Aardsma.

AT COLUMBUS, OHIO

JUNE 7

Ohio St. ..... 002 102 030— 8 7 0
Southwest Mo. St. ..... 107 000 05x—13 14 2
Josh Newman, Matt Davis (8), Kyle Brown (8) and Derek Kinnear; Chad Mulholland, Shaun Marcum (7), Bob Zimmerman (9) and Tony Piazza. HR-Drew Anderson (Ohio St.), Steve Caravati (Ohio St.), Brett Garrard (Ohio St.), Jedidiah Stephen (Ohio St.), Danté Brinkley (Southwest Mo. St.). W-Marcum. L-Newman.

JUNE 8

Southwest Mo. St. ..... 210 008 020—13 16 1
Ohio St. ..... 013 020 100— 7 9 4
Brad Ziegler, Bob Zimmermann (7) and Tony Piazza; Mike Madsen, Trent Luyster (6), Kyle Brown (6), Chris Hanners (7), Greg Prenger (8) and Derek Kinnear. HR-Piazza (Southwest Mo. St.), Shaun Marcum (Southwest Mo. St.), Brett Garrard (Ohio St.). W-Ziegler. L-Luyster. S-Zimmermann.

AT BATON ROUGE, LOUISIANA

JUNE 6

Baylor ..... 000 001 030—4 10 2
LSU ..... 000 001 000—1 7 0
Steven White, Ryan LaMotta (9) and Josh Ford; Nate Bumstead, Billy Sadler (9) and Matt Liuzza. W-White. L-Bumstead. S-LaMotta.

JUNE 7

LSU ..... 310 000 020—6 9 1
Baylor ..... 011 100 200—5 10 2
Bo Pettit, Jason Determann (7) and Matt Liuzza; Sean Walker, Abe Woody (7), Ryan LaMotta (8) and Josh Ford. HR-Aaron Hill (LSU), Clay Harris (LSU), Ivan Naccarata (LSU). W-Determann. L-LaMotta.

JUNE 8

LSU ..... 040 10(11) 103—20 19 0
Baylor ..... 300 000 011— 5 12 1
Justin Meier and Matt Liuzza; Mark McCormick, Andy Pape, (6), Abe Woody (6), Andy Schnizer (6), Tyler Bullock (7), Trey Taylor (8) and Matt Forestiere. HR-Clay Harris (LSU), Ryan Patterson (LSU), Jon Zerinque (LSU), Chris Durbin (Baylor), Mark Saccomanno (Baylor). W-Meier. L-McCormick.

AT FULLERTON, CALIFORNIA

JUNE 6

Arizona St. ..... 000 010 000—1 5 0
Cal St. Fullerton ..... 040 000 10x—5 9 1
Erik Averill, Mark Sopko (7) and Tuffy Gosewisch; Jason Windsor, Chad Cordero (8) and Kurt Suzuki. W-Windsor. L-Averill. S-Cordero.

JUNE 7

Cal St. Fullerton ..... 000 023 100—6 12 2
Arizona St. ..... 203 020 00x—7 12 1
Ryan Schreppel, Travis Ingle (4), Darric Merrell (5) and Kurt Suzuki; Ben Thurmond, Robbie McClellan (6), Carlos Arguello (6), Ryan Schroyer (7) and Tuffy Gosewisch. HR-Richie Burgos (Cal St. Fullerton), Andre Ethier (Arizona St.), Jeff Larish (Arizona St.). W-Thurmond. L-Schreppel. S-Schroyer.

JUNE 8

Arizona St. ..... 000 100 000—1 5 1
Cal St. Fullerton ..... 331 000 00x—7 10 0
Beau Vaughan, Jered Liebeck (2), Robbie McClellan (3), Bryce Kartler (5), Javy Lopez (5), Brett Bordes (7) and Tuffy Gosewisch; Dustin Miller, Chad Cordero (8) and Kurt Suzuki. HR-Danny Dorn (Cal St. Fullerton), Kyle Boyer (Cal St. Fullerton). W-Miller. L-Vaughan.

AT STANFORD, CALIFORNIA

JUNE 6

Long Beach St. ..... 000 001 000—1 7 1
Stanford ..... 000 002 03x—5 8 0
Abe Alvarez, Neil Jamison (8) and Todd Jennings; John Hudgins and Ryan Garko. HR-Danny Putnam (Stanford). W-Hudgins. L-Alvarez.

JUNE 7

Stanford ..... 000 010 300—4 9 2
Long Beach St. ..... 011 000 000—2 10 1
Mark Romanczuk, Matt Manship (9) and Ryan Garko; Jered Weaver, Carlos Muniz (7) and Todd Jennings. HR-Adam Heether (Long Beach St.). W-Romanczuk. L-Weaver. S-Manship.

AT COLUMBIA, SOUTH CAROLINA

JUNE 6

North Carolina ..... 130 000 000—4 8 1
South Carolina ..... 201 200 00x—5 10 1
Daniel Moore, Scott Senatore (4) and Chris Iannetta; David Marchbanks, Chris Hernandez (7) and Landon Powell. HR-Wes Moyer (North Carolina), Powell (South Carolina). W-Marchbanks. L-Moore. S-Hernandez.

JUNE 7

South Carolina ..... 004 000 316—14 21 3
North Carolina ..... 020 100 100— 4 12 1
Steven Bondurant, Aaron Rawl (7), Michael Campbell (9) and Landon Powell; Adam Kalkhof, Matt Danford (3), Bo Dickerson (4), Kevin Brower (5), Zack Zuercher (7), Whitley Benson (8), Scott Manshack (9) and Ryan Blake. HR-Brian Buscher (South Carolina), Powell (South Carolina). W-Bondurant. L-Kalkhof.

COLLEGE WORLD SERIES

GAME NO. 1-JUNE 13

STANFORD 8, SOUTH CAROLINA 0

South Carolina	AB	R	H	RBI	BB	SO	PO	A
Jon Coutlangus, cf	4	0	0	0	0	0	2	0
Justin Harris, ss	3	0	1	0	0	1	3	1
Trey McDaniel, ph	1	0	0	0	0	0	0	0
Brian Buscher, 3b	3	0	0	0	0	0	1	0
Landon Powell, c	2	0	0	0	1	0	6	0
Kevin Melillo, 2b	3	0	1	0	0	0	5	1
Bryan Triplett, 1b	3	0	0	0	0	0	3	1
Nick Gardiner, dh	2	0	0	0	0	1	0	0
Matt Riddle, ph/dh	1	0	0	0	0	0	0	0
Michael Campbell, lf	3	0	0	0	0	0	1	0
Steven Tolleson, rf	2	0	0	0	1	1	3	1
David Marchbanks, p	0	0	0	0	0	0	0	0
Chris Hernandez, p	0	0	0	0	0	0	0	1
Matt Campbell, p	0	0	0	0	0	0	0	0
Conor Lalor, p	0	0	0	0	0	0	0	0
TOTALS	27	0	2	0	2	3	24	5

Stanford	AB	R	H	RBI	BB	SO	PO	A
Sam Fuld, cf	4	2	3	0	1	0	3	0
Brian Hall, 1b	2	1	0	0	1	0	11	0
Carlos Quentin, rf	3	1	0	0	1	2	1	0
Ryan Garko, c	3	1	2	3	1	1	4	1
Donny Lucy, dh	2	0	0	0	0	0	0	0
Chris Carter ph/dh	1	0	0	0	1	1	0	0
John Mayberry Jr., ph/dh	0	0	0	0	1	0	0	0
Danny Putnam, lf	4	2	2	1	1	0	3	0
Jed Lowrie, 2b	4	0	1	1	0	0	2	7
Jonny Ash, 3b	5	0	3	2	0	0	2	3
Tobin Swope, ss	5	1	1	0	0	1	1	2
John Hudgins, p	0	0	0	0	0	0	0	0
Kodiak Quick, p	0	0	0	0	0	0	0	0
TOTALS	33	8	12	7	7	5	27	13

South Carolina ..... 000 000 000—0 2 1
Stanford ..... 220 301 00x—8 12 0
DP – Stanford 1. LOB – South Carolina 2; Stanford 13. 2B-Harris (14); Fuld (17); Putnam (16); Ash (10). HBP – Quentin: Lowrie. SH – Hall 2 (6). SF – Garko (8). SB – Fuld (10); Hall (18).

South Carolina	IP	H	R	ER	BB	SO
Marchbanks	3.1	7	6	6	2	0
Hernandez	1.1	3	1	1	3	1
Campbell	2.1	2	1	1	2	4
Lalor	1.0	0	0	0	0	0

Home	IP	H	R	ER	BB	SO
Hudgins	8.0	2	0	0	1	3
Quick	1.0	0	0	0	1	0

U-Randy Bruns, Frank Sylvester, Kelly Nutt, Al Davis. T-2:28. A-15,789.

GAME NO. 2-JUNE 13

CAL ST. FULLERTON 8, LSU 2

Cal St. Fullerton	AB	R	H	RBI	BB	SO	PO	A
Ronnie Prettyman, 3b	3	1	1	2	0	1	2	1
Justin Turner, ss	4	1	1	1	1	0	2	4
Shane Costa, rf	4	1	1	3	1	1	1	0
P.J. Pilittere, dh	4	0	1	0	0	1	0	0
Richie Burgos, 1b	3	0	0	0	0	0	8	0
Klye Boyer, cf	4	1	2	0	0	2	1	0
Danny Dorn, lf	4	1	1	0	0	2	4	0
Kurt Suzuki, c	4	2	2	0	0	0	8	0
Jason Corapci, 2b	2	1	0	0	2	1	1	4
Jason Windsor, p	0	0	0	0	0	0	0	0
Sean Martin, p	0	0	0	0	0	0	0	0
Chad Cordero, p	0	0	0	0	0	0	0	0
TOTALS	32	8	9	6	4	8	27	9

LSU	AB	R	H	RBI	BB	SO	PO	A
Bruce Sprowl, lf	3	0	0	1	1	0	2	0
J.C. Holt, cf	4	0	2	0	0	0	1	0
Aaron Hill, ss	4	0	0	0	0	0	3	1
Blake Gill, 2b	4	0	0	0	0	2	3	2
Clay Harris, 1b	3	0	0	0	1	2	5	1
Ivan Naccarata, 3b	4	0	0	0	0	1	0	0
Ryan Patterson, dh	4	1	1	1	0	1	0	0
Jon Zerinque, rf	4	1	2	0	0	1	1	0
Matt Liuzza, c	3	0	0	0	0	1	9	0
Nate Bumstead, p	0	0	0	0	0	0	1	2
Greg Smith, p	0	0	0	0	0	0	1	1
Jake Tompkins, p	0	0	0	0	0	0	0	0
Billy Sadler, p	0	0	0	0	0	0	1	0
TOTALS	33	2	5	2	2	8	27	7

Cal St. Fullerton ..... 004 301 000—8 9 3
LSU ..... 010 000 100—2 5 1
DP – Cal St. Fullerton 1; LSU 1. LOB – Cal St. Fullerton 4; LSU 6. 2B-Turner (9); Suzuki (10); Zeringue (15). HR – Costa (5); Patterson (16). SH – Prettyman (8); Burgos (2). SF – Prettyman (4). SB – Boyer 2(26).

Cal St. Fullerton	IP	H	R	ER	BB	SO
Windsor	5.2	4	1	1	2	6
Martin	2.1	1	1	1	0	1
Cordero	1.0	0	0	0	0	1

LSU	IP	H	R	ER	BB	SO
Bumstead	5.2	9	8	8	2	3
Smith	1.1	0	0	0	1	1
Tompkins	1.0	0	0	0	0	2
Sadler	1.0	0	0	0	1	2

U-Jeff Henrichs, Joe Burleson, Ken Eldridge, Tony Maners. T-2:56. A-23,135.

GAME NO. 3-JUNE 14

RICE 4, SOUTHWEST MO. ST. 2

Southwest Mo. St.	AB	R	H	RBI	BB	SO	PO	A
Dant'e Brinkley, cf	4	0	0	0	0	2	4	0
Brooks Colvin, 3b	4	0	0	0	0	0	2	3
Rick Wilson, lf	4	0	0	0	0	1	3	1
Clay Wheeler, dh	3	0	0	0	0	2	0	0
Tony Piazza, c	3	0	0	0	0	2	4	1
Shaun Marcum, ss	2	0	0	0	1	0	1	0
Adam Pummill, 2b	3	0	0	0	0	1	0	1
Greg Mathis, rf	3	1	2	1	0	0	4	0
Scott Nasby, 1b	2	0	0	0	0	2	5	1
Jacob Hilgendorf, ph	1	1	1	1	0	0	0	0
Chad Mulholland, p	0	0	0	0	0	0	1	0
TOTALS	29	2	3	2	1	10	24	7

Rice	AB	R	H	RBI	BB	SO	PO	A
Chris Kolkhorst, lf	3	1	2	0	0	0	0	0
Dane Bubela, rf	3	1	0	0	1	2	2	0
Vincent Sinisi, 1b	3	1	1	1	0	0	10	0
Austin Davis, cf	3	1	1	1	0	0	3	0
Enrique Cruz, 2b	3	0	1	1	0	0	0	1
Craig Stansberry, 3b	2	0	0	1	0	0	1	1
Matt Ueckert, dh	3	0	0	0	0	0	0	0
Paul Janish, ss	3	0	0	0	0	1	2	5
Justin Ruchti, c	3	0	0	0	0	0	9	2
Jeff Niemann, p	0	0	0	0	0	0	0	0
David Aardsma, p	0	0	0	0	0	0	0	0
TOTALS	26	4	5	4	1	3	27	9

Southwest Mo. St. ..... 000 000 002—2 3 0
Rice ..... 201 001 00x—4 5 0
LOB – Southwest Mo. St. 1; Rice 2. 2B-Kolhorst (14). HR – Mathis (5); Hilgendorf (1); Sinisi (10); Davis (6). HBP – Kolkhorst; Sinisi. SF – Stansberry (8).

Southwest Mo. St.	IP	H	R	ER	BB	SO
Mulholland	8.0	5	4	4	1	3

Rice	IP	H	R	ER	BB	SO
Niemann	8.0	3	2	2	1	10
Aardsma	1.0	0	0	0	0	0

U- Joe Burleson, Ken Eldridge, Tony Maners, Jeff Henrichs. T- 2:02. A- 23,248.

GAME NO. 4-JUNE 14

TEXAS 13, MIAMI (FLA.) 2

Texas	AB	R	H	RBI	BB	SO	PO	A
Tim Moss, 2b	6	2	1	0	0	2	2	0
Omar Quintanilla, ss	5	1	1	3	1	0	1	5
Dustin Majewski, rf	4	3	3	1	1	1	0	0
Eric Sultemeier, lf	5	2	3	2	1	0	1	0
Tayler Teagarden, c	5	1	2	2	1	2	12	0
Curtis Thigpen, 1b	4	2	4	2	1	0	10	2
Joe Ferin, cf	5	1	1	0	1	0	0	0
J.D. Reininger, dh	5	0	0	1	0	1	0	0
Huston Street, 3b	3	1	0	0	0	0	0	4
J.P. Howell, p	0	0	0	0	0	0	0	1
J. Brent Cox, p	0	0	0	0	0	0	0	0
Sam LeCure, p	0	0	0	0	0	0	0	0
Josh Smith, p	0	0	0	0	0	0	1	0
TOTALS	42	13	15	11	6	6	27	12

Miami (Fla.)	AB	R	H	RBI	BB	SO	PO	A
Danny Figueroa, cf	2	1	0	0	2	0	2	0
Adam Ricks, 2b	4	0	1	0	0	0	0	0
Paco Figueroa, 2b	0	0	0	0	0	0	0	0
Ryan Braun, ss	4	0	0	0	0	3	2	1
Brian Barton, rf	4	0	2	1	0	1	5	0
Jim Burt, 1b	4	0	0	0	0	1	9	0
Gaby Sanchez, 3b	4	1	2	0	0	1	0	0
Joey Hoft, dh	2	0	1	0	1	0	0	0
Matt Barket, ph	1	0	0	0	0	1	0	0
Erick San Pedro, c	3	0	1	1	0	2	4	2
Greg Dini, c	1	0	0	0	0	0	0	1
Richard Giannotti, lf	4	0	0	0	0	3	5	0
J.D. Cockroft, p	0	0	0	0	0	0	0	0
Alex Blanco, p	0	0	0	0	0	0	0	0
George Huguet, p	0	0	0	0	0	0	0	1
Isreal Chirino, p	0	0	0	0	0	0	0	0
Andrew Lane, p	0	0	0	0	0	0	0	0
Shawn Valdes-Fauli, p	0	0	0	0	0	0	0	0
TOTALS	33	2	7	2	3	12	27	5

Texas ..... 160 311 100—13 15 0
Miami (Fla.) ..... 011 000 000— 2 7 5

LOB–Texas 13; Miami (Fla.) 7. 2B-Moss (17); Barton (16). 3B-Teagarden (3). HR – Quintanilla (6); Sultemeir (10). HBP–Majewski; Thigpen; Street 2. SF–Reininger (4). SB – Majewski (21); Street (2).

Texas	IP	H	R	ER	BB	SO
Howell	6.0	6	2	2	3	8
Cox	1.0	0	0	0	0	1
LeCure	1.0	1	0	0	0	1
Smith	1.0	0	0	0	0	2

Miami (Fla.)	IP	H	R	ER	BB	SO
Cockroft	3.1	10	10	3	1	2
Blanco	1.2	1	1	1	1	2
Huguet	1.0	0	1	0	1	0
Chirino	1.0	3	1	1	1	0
Lane	1.0	0	0	0	1	1
Valdes-Fauli	1.0	1	0	0	1	1

U- Frank Sylvester, Kelly Nutt, Al Davis, Randy Bruns. T- 3:13. A- 26,327.

GAME NO. 5-JUNE 15

SOUTH CAROLINA 11, LSU 10

LSU	AB	R	H	RBI	BB	SO	PO	A
J.C. Hold, cf	4	1	1	0	0	1	2	0
Ryan Patterson, lf	5	2	2	1	0	0	1	0
Aaron Hill, ss	4	1	1	0	0	0	3	4
Clay Harris, 1b	4	2	2	2	1	0	10	0
Blake Gill, 2b	4	1	1	1	0	0	4	5
Jon Zeringue, rf	4	1	2	1	0	0	1	0
Quinn Stewart, dh	3	1	1	4	1	0	0	0
Ivan Naccarata, 3b	5	0	0	0	0	2	0	2
Matt Kiuzza, c	3	1	2	0	1	0	3	0
Bo Pettit, p	0	0	0	0	0	0	0	1
Jason Determann, p	0	0	0	0	0	0	0	1
Billy Sadler, p	0	0	0	0	0	0	0	0
TOTALS	36	10	12	9	3	3	24	13

South Carolina	AB	R	H	RBI	BB	SO	PO	A
Jon Coutlangus, cf	3	2	0	0	2	1	2	0
Justin Harris, ss	3	1	2	1	0	0	2	4
Brian Buscher, 3b	4	1	1	1	0	0	1	4
Landon Powell, c	5	1	3	2	0	1	2	2
Kevin Melillo, 2b	3	2	1	1	1	0	2	3
Bryan Triplett, 1b	3	1	1	1	2	0	15	1
Trey McDaniel, dh	2	1	1	1	1	0	0	0
Michael Campbell, lf	4	1	1	1	0	0	2	0
Steven Tolleson, rf	4	1	2	2	0	1	0	0
Tim Seaton, rf	0	0	0	0	0	0	0	0
Steven Bondurant, p	0	0	0	0	0	0	0	2
Aaron Rawl, p	0	0	0	0	0	0	0	1
Matt Campbell, p	0	0	0	0	0	0	1	2
TOTALS	31	11	12	10	6	3	27	19

LSU ..... 032 410 000—10 12 1
South Carolina ..... 610 000 13x—11 12 1

DP – LSU 2. LOB – LSU 7; South Carolina 7. 2B- Patterson (20); Liuzza (8); Powell (23); Mi. Campbell (10). HR – C. Harris (16); Stewart (7); Harris (4); Milillo (12). HBP – Zeringue; Buscher; McDaniel. SH – Holt (7); Hill (2), Harris 2 (12); Melillo (4). SF – Gill (7); Stewart (2).

LSU	IP	H	R	ER	BB	SO
Pettit	0.2	5	6	6	2	0
Determann	6.2	5	4	4	4	3
Sadler	0.2	2	1	1	0	0

South Carolina	IP	H	R	ER	BB	SO
Bondurant	2.1	5	5	5	2	2
Rawl	1.1	5	4	4	1	0
Campbell	5.1	2	1	0	0	1

U- Kelly Nutt, Al Davis, Randy Bruns, Frank Sylvester. T- 3:00. A- 19,000.

GAME NO. 6-JUNE 15

CAL ST. FULLERTON 6, STANFORD 5

Stanford	AB	R	H	RBI	BB	SO	PO	A
Sam Fuld, cf	4	1	1	1	0	0	1	0
Jonny Ash, 3b	4	1	2	0	0	0	3	1
Carlos Quentin, rf	4	0	1	1	0	2	3	1
Ryan Garko, c	2	0	0	0	2	0	3	1
Danny Putnam, lf	3	0	0	0	1	2	3	0
Chris Carter, dh	4	1	1	1	0	2	0	0
Jed Lowrie, 2b	4	1	1	0	0	1	2	3
Brian Hall, 1b	4	1	1	2	0	2	6	0
Tobin Swope, ss	3	0	0	0	0	1	3	0
Donny Swope, ss	3	0	0	0	0	1	3	0
Mark Romanczuk, p	0	0	0	0	0	0	0	1
Matt Manship, p	0	0	0	0	0	0	0	0
TOTALS	33	5	7	5	3	10	24	7

Cal St. Fullerton	AB	R	H	RBI	BB	SO	PO	A
Kyle Boyer, cf	5	0	0	0	0	0	2	0
Justin Turner, ss	3	2	3	3	1	0	2	2
Shane Costa, rf	4	0	2	0	0	0	3	0
P.J. Pilittere, dh	3	2	2	1	1	0	0	0
Richie Burgos, 1b	3	0	1	1	1	0	7	1
Kurt Suzuki, c	1	0	0	0	0	0	9	1
Danny Dorn, lf	4	0	0	0	0	2	2	0
Jason Corapci, 2b	3	2	2	1	1	0	1	4
Ronnie Prettyman, 3b	3	0	0	0	0	1	1	0
Dustin Miller, p	0	0	0	0	0	0	0	0
Wes Littleton, p	0	0	0	0	0	0	0	0
Chad Cordero, p	0	0	0	0	0	0	0	0
TOTALS	29	6	10	6	4	3	27	8

Stanford ..... 003 110 000—5 7 0
Cal St. Fullerton ..... 121 001 10x—6 10 0

DP – Stanford 2; Cal St. Fullerton 1. LOB – Stanford 4; Cal St. Fullerton 7. 2B- Quentin (24); Pilittere (11); Corapci (8). 3B- Burgos (3). HR – Fuld (3); Carter (6); Hall (6); Turner (1). HBP – Suzuki 3. SH – Prettyman (9).

Stanford	IP	H	R	ER	BB	SO
Romanczuk	6.1	10	6	6	4	2
Manship	1.2	0	0	0	0	1

Cal St. Fullerton	IP	H	R	ER	BB	SO
Miller	5.0	7	5	5	2	5
Littleton	2.0	0	0	0	1	2
Cordero	2.0	0	0	0	0	3

U- Ken Eldridge, Tony Maners, Jeff Henrich, Joe Burleson. T – 3:03. A – 24,191.

GAME NO. 7-JUNE 16

MIAMI (FLA.) 12, SOUTHWEST MO. ST. 11

Miami (Fla.)	AB	R	H	RBI	BB	SO	PO	A
Danny Figueroa, cf	4	0	1	0	1	1	3	0
Adam Ricks, 2b	5	1	1	1	0	0	2	4
Ryan Braun, ss	4	0	0	0	0	3	2	5
Brian Barton, rf	5	0	1	1	0	2	2	0
Gaby Sanchez, 3b	5	2	2	0	0	1	0	0
Jim Burt, 1b	4	2	2	1	0	0	10	0
Joey Hooft, dh	3	1	2	2	1	0	0	0
Erick San Pedro, c	4	0	2	1	0	1	8	1
Richard Giannotti, lf	3	1	1	0	1	0	0	0
Vince Bongiovanni, p	0	0	0	0	0	0	0	1
George Huguet, p	0	0	0	0	0	0	0	0
Shawn Valdes-Fauli, p	0	0	0	0	0	0	0	1
TOTALS	37	7	12	6	3	8	27	12

Southwest Mo. St.	AB	R	H	RBI	BB	SO	PO	A
Dant'e Brinkley, cf	5	1	2	0	0	2	1	0
Brooks Colvin, 3b/ss	5	0	1	0	0	2	0	2
Rick Wilson, lf	3	0	0	0	1	0	0	0
Clay Wheeler, dh	4	1	2	1	0	0	0	0
Chad Woodmansee, 3b	0	0	0	0	0	0	0	0
Tony Piazza, c	3	1	1	0	1	2	9	1
Shaun Marcum, ss/p	4	1	1	3	0	0	2	3
Greg Mathis, rf	4	0	1	0	0	2	4	0
Adam Pummill, 2b	3	1	2	0	1	0	2	4
Tim Rafferty, 1b	2	0	0	0	0	0	8	0
Jacob Hilgendorf, ph	1	0	1	0	0	0	0	0
Scott Nasby, 1b	1	0	0	0	0	0	1	1
Brad Ziegler, p	0	0	0	0	0	0	0	1
Bob Zimermann, p	0	0	0	0	0	0	0	0
TOTALS	35	5	11	4	3	8	27	12

Miami (Fla.) ..... 011 101 021—7 12 1
Southwest Mo. St. ..... 100 010 030—5 11 2

DP – Miami (Fla.) 2. LOB –Miami (Fla.) 7; Southwest Mo. St. 7. 2B- Mathis (15). HR – Burt (11); Hooft (4); Marcum (7). HBP – Wilson. SH – Braun (3).

Miami (Fla.)	IP	H	R	ER	BB	SO
Bongiovanni	6.0	9	2	1	1	4
Huguet	1.2	2	3	3	2	2
Valdes-Fauli	1.1	0	0	0	0	2

Southwest Mo. St.	IP	H	R	ER	BB	SO
Ziegler	6.0	7	4	2	2	5
Zimmermann	2.0	4	3	3	1	2
Marcum	1.0	1	0	0	0	1

U- Tony Maners, Jeff Henrichs, Joe Burleson, Ken Eldridge. T- 3:12. A- 15,000.

GAME NO. 8-JUNE 6

RICE 12, TEXAS 2

Rice	AB	R	H	RBI	BB	SO	PO	A
Chris Kolkhorst, lf	4	2	2	2	1	0	2	0
Craig Stansberry, 3b	4	1	1	2	2	0	0	4
Vincent Sinisi, 1b	4	1	0	1	1	0	9	0
Enrique Cruz, 2b	4	1	0	0	1	1	1	3
Paul Janish, ss	5	0	1	1	0	1	1	0
Austin Davis, cf	4	2	3	1	2	0	3	0
Jeff Jorgensen, dh	1	1	1	0	1	0	0	0
Matt Ueckert, ph	0	0	0	0	1	0	0	0
Lance Pendleton ph/dh	2	0	0	0	0	2	0	0
Dane Bubela, rf	5	2	1	0	0	0	1	0
Justin Ruchti, c	3	1	1	2	0	1	10	1
Wade Townsend, p	0	0	0	0	0	0	0	0
David Aardsma, p	0	0	0	0	0	0	0	0
TOTALS	36	12	10	9	9	5	27	8

Texas	AB	R	H	RBI	BB	SO	PO	A
Tim Moss, 2b	4	0	1	0	1	1	3	0
Omar Quintanilla, ss	5	1	2	0	0	0	0	1
Dustin Majewski, rf	3	0	0	0	1	1	7	0
Eric Sultemeier, lf	3	1	0	0	1	1	1	0
Curtis Thigpen, 1b	4	0	1	2	0	1	4	1
Joe Ferin, cf	3	0	0	0	1	1	6	0
Tayler Teagarden, c	4	0	2	0	0	1	6	0
Huston Street, 3b	4	0	0	0	0	1	0	4
J.D. Reininger, dh	3	0	0	0	0	3	0	0
Michael Hollimon, ph	1	0	1	0	0	0	0	0
Justin Simmons, p	0	0	0	0	0	0	0	0
J. Brent Cox, p	0	0	0	0	0	0	0	0
Brantley Jordan, p	0	0	0	0	0	0	0	0
Josh Smith, p	0	0	0	0	0	0	0	0
Kevin Frizzell, p	0	0	0	0	0	0	0	0
Zach Gallenkamp, p	0	0	0	0	0	0	0	0
Buck Cody, p	0	0	0	0	0	0	0	0
TOTALS	34	2	7	2	4	10	27	6

Rice ..... 001 207 101—12 10 0
Texas ..... 200 000 000— 2 7 3

LOB – Rice 12; Texas 9. 2B- Bubela (13); Ruchti (5); Quintanilla (28); Thigpen (7); Teagarden 2 (12); Hollimon (5). HBP – Kolhorst; Cruz; Janish; Ruchti. SH – Ruchti (9). SF – Sinisi (5).

Rice	IP	H	R	ER	BB	SO
Townsend	8.2	7	2	2	4	10
Aardsma	0.1	0	0	0	0	0

Texas	IP	H	R	ER	BB	SO
Simmons	4.0	3	3	2	2	0
Cox	1.0	1	2	2	0	0
Jordan	0.2	1	3	3	2	1
Smith	0.0	0	2	2	1	0
Frizzell	0.2	4	1	1	0	1
Gallenkamp	1.2	1	1	1	3	2
Cody	1.0	0	0	0	1	1

U- Al Davis, Randy Bruns, Frank Sylvester, Kelly Nutt. T- 3:02. A- 24,842.

GAME NO. 9-JUNE 17

STANFORD 13, SOUTH CAROLINA 6

Stanford	AB	R	H	RBI	BB	SO	PO	A
Sam Fuld, cf	5	2	2	0	0	0	2	0
Jonny Ash, 3b	5	3	3	3	0	0	1	2
Carlos Quentin, rf	3	2	3	2	0	0	2	0
Ryan Garko, c	4	2	2	0	0	0	5	0
Danny Putnam, lf	5	2	4	5	0	0	2	0
Chris Carter, dh	4	0	1	2	0	1	0	0
John Mayberry Jr., ph	1	0	1	0	0	0	0	0
Jed Lowrie, 2b	5	0	0	0	0	2	2	4
Brian Hall, 1b	4	1	0	0	1	0	11	0
Tobin Swope, ss	5	1	1	0	0	1	2	3
Ryan McCally, p	0	0	0	0	0	0	0	1
Jonny Dyer, p	0	0	0	0	0	0	0	0
David O'Hagan, p	0	0	0	0	0	0	0	0
TOTALS	41	13	17	12	1	4	27	10

South Carolina	AB	R	H	RBI	BB	SO	PO	A
Jon Coutlangus, cf	5	0	0	0	0	0	4	0
Justin Harris, ss	5	0	0	0	0	0	0	3
Brian Buscher, 3b	4	2	4	1	1	0	2	1
Landon Powell, c	4	0	1	0	1	0	4	0
Mark Stanley, pr	0	0	0	0	0	0	0	0
Kevin Melillo, 2b	4	0	0	0	0	0	1	3
Matt Riddle, ph	1	0	0	1	0	0	0	0
Bryan Triplett, 1b	4	1	2	1	0	1	8	2
Demetric Smith, ph	1	0	0	0	0	1	0	0
Trey McDaniel, dh	4	1	1	0	1	2	0	0
Michael Campbell, lf	2	1	1	1	1	0	4	0
Steven Tolleson, rf	4	1	2	2	0	0	2	1
Tim Seaton, rf	0	0	0	0	0	0	1	0
Chris Hernandez, p	0	0	0	0	0	0	1	0
Aaron Rawl, p	0	0	0	0	0	0	0	0
Zach Reeves, p	0	0	0	0	0	0	0	0
Cliff Donald, p	0	0	0	0	0	0	0	0
TOTALS	38	6	11	6	4	4	27	10

Stanford ..... 103 300 240 0—13 17 1
South Carolina ..... 000 000 141 x— 6 11 1

DP – Stanford 1. LOB – Stanford 5; South Carolina 10. 2B- Garko (21); Putnam (17); Buscher 2 (19); McDaniel (2); Campbell (11). 3B- Ash (5). HR – Putnam (15); Buscher (15); Triplett (7); Tolleson (3). HBP – Garko; Campbell. SF – Quentin 2(6).

Stanford	IP	H	R	ER	BB	SO
McCally	7.0	6	1	1	4	2
Dyer	0.1	4	4	4	0	0
O'Hagan	1.2	1	1	0	0	2

South Carolina	IP	H	R	ER	BB	SO
Hernandez	3.1	10	7	7	0	1
Rawl	4.0	5	5	5	1	1
Reeves	0.2	2	1	0	0	0
Donald	1.0	0	0	0	0	2

U- Frank Sylvester, Randy Bruns, Tony Maners, Al Davis. T- 2:50. A- 13,000.

GAME NO. 10-JUNE 17

TEXAS 5, MIAMI (FLA.) 1

Miami (Fla.)	AB	R	H	RBI	BB	SO	PO	A
Danny Figueroa, cf	4	0	1	0	0	1	0	0
Adam Ricks, 2b	4	0	0	0	0	1	1	2
Ryan Braun, ss	4	1	2	0	0	0	0	0
Brian Barton, rf	4	0	1	1	0	1	3	0
Gaby Sanchez, 3b	4	0	0	0	0	0	1	6
Jim Burt, 1b	4	0	0	0	0	0	11	1
Joey Hooft, dh	4	0	0	0	0	1	0	0
Erick San Pedro, c	4	0	1	0	0	0	6	0
Richard Giannotti, lf	2	0	2	0	1	0	2	0
Brandon Camardese, p	0	0	0	0	0	0	0	2
Isreal Chirino, p	0	0	0	0	0	0	0	0
Alex Blanco, p	0	0	0	0	0	0	0	0
Shawn Valdes-Fauli, p	0	0	0	0	0	0	0	1
TOTALS	34	1	7	1	1	4	24	12

Texas	AB	R	H	RBI	BB	SO	PO	A
Tim Moss, 2b	2	1	0	1	3	1	1	2
Omar Quintanilla, ss	2	1	1	1	1	0	3	6
Dustin Majewski, rf	2	0	1	2	2	0	1	0
Eric Sultemeier, lf	4	0	0	0	0	2	0	0
Curtis Thigpen, 1b	4	0	0	0	0	1	15	0
Taylor Teagarden, c	4	1	1	0	0	1	4	0
Joe Ferin, cf	3	0	0	0	0	1	3	0
Michael Hollimon, dh/3b	3	2	2	1	1	0	0	1
Huston Street 3b/p	2	0	1	0	1	0	0	4
Sam LeCure, p	0	0	0	0	0	0	0	1
TOTALS	26	5	6	5	8	26	27	14

Miami (Fla.) ..... 000 001 000—1 7 0
Texas..... 003 002 00x—5 6 0

LOB – Miami (Fla.) 7; Texas 9. 2B- Barton (17); Giannotti (11); Quintanilla (29); Majewski (22). HR – Hollimon (3). SH–Quintanilla (5); Ferin (11); Street (4). SF – Quintanilla (7). SB – Figueroa (41); Braun (13).

Miami (Fla.)	IP	H	R	ER	BB	SO
Camardese	4.1	3	3	3	4	2
Chirino	0.0	0	0	0	1	0
Blanco	1.0	2	2	2	1	1
Valdes-Fauli	2.2	1	0	0	2	3

Texas	IP	H	R	ER	BB	SO
LeCure	6.2	7	1	1	1	2
Street	2.1	0	0	0	0	2

U- Joe Burleson, Kelly Nutt, Jeff Henrichs, Ken Eldridge. T- 2:50. A- 23,162.

GAME NO. 11-JUNE 18

STANFORD 5, CAL ST. FULLERTON 3

Cal St. Fullerton	AB	R	H	RBI	BB	SO	PO	A
Ronnie Prettyman, 3b	4	1	0	0	0	0	1	0
Justin Turner, ss	4	1	1	0	0	1	2	2
Shane Costa, rf	3	0	1	2	0	1	1	0
Kyle Boyer, cf	4	0	0	0	0	3	2	0
Richie Burgos, 1b	3	0	0	0	0	1	7	2
P.J. Pilittere, dh	3	1	2	1	1	0	0	0
Justin Smyres, pr	0	0	0	0	0	0	0	0
Danny Dorn, lf	3	0	1	0	1	0	2	0
Kurt Suzuki, c	3	0	0	0	0	0	4	0
Jason Corapci, 2b	4	0	0	0	0	1	3	3
Wes Littleton, p	0	0	0	0	0	0	2	3
Ricky Romero, p	0	0	0	0	0	0	0	1
Travis Ingle, p	0	0	0	0	0	0	0	0
Sean Martin, p	0	0	0	0	0	0	0	0
TOTALS	31	3	5	3	2	7	24	11

Stanford	AB	R	H	RBI	BB	SO	PO	A
Sam Fuld, cf	3	0	0	0	1	0	2	0
Jonny Ash, 3b	4	1	1	0	0	0	0	0
Carlos Quentin, rf	4	2	3	3	0	0	2	0
Ryan Garko, c	4	0	1	0	0	0	6	2
Danny Putnam, lf	3	0	0	0	1	0	2	0
Jed Lowrie, 2b	3	1	1	0	1	0	3	3
Chris Carter, dh	2	1	1	0	0	0	0	0
Chris Minaker, ph	0	0	0	0	0	0	0	0
Brian Hall, 1b	3	0	1	1	0	2	8	0
Tobin Swope, ss	2	0	0	0	0	2	4	5
John Hudgins, p	0	0	0	0	0	0	0	2
TOTALS	28	5	8	4	3	4	27	12

Cal St. Fullerton ..... 012 000 000—3 5 1
Stanford..... 200 020 01x—5 8 1

DP – Cal St. Fullerton 3; Stanford 1. LOB – Cal St. Fullerton 6; Stanford 4. 2B- Costa (27); Garko (22). HR – Pilittere (3); Quentin 2 (12). HBP – Costa; Burgos; Suzuki. SH – Minaker (3); Swope (10).

Cal St. Fullerton	IP	H	R	ER	BB	SO
Littleton	6.0	6	4	4	2	2
Romero	0.1	0	0	0	0	0
Ingle	1.1	2	1	1	0	2
Martin	0.1	0	0	0	1	0

Stanford	IP	H	R	ER	BB	SO
Hudgins	9.0	5	3	2	2	7

U- Kelly Nutt, Jeff Henrichs, Ken Eldridge, Joe Burleson. T- 2:34. A- 15,000.

GAME NO. 12-JUNE 18

RICE 9, TEXAS 8

Texas	AB	R	H	RBI	BB	SO	PO	A
Tim Moss, 2b	4	1	1	0	2	2	2	3
Omar Quintanilla, ss	5	0	1	2	0	1	2	3
Dustin Majewski, rf	3	0	1	0	1	1	3	0
Eric Sultemeier, lf	3	1	1	1	0	1	0	0
Curtis Thigpen, 1b	4	0	2	0	0	0	8	1
Joe Ferin, cf	2	0	0	0	3	1	1	0
Taylor Teagarden, c	3	0	1	0	1	1	8	0
Michael Hollimon, dh/3b	3	1	0	0	1	2	0	1
Huston Street 3b/p	4	1	1	0	1	1	0	2
J.P. Howell, p	0	0	0	0	0	0	0	0
J. Brent Cox, p	0	0	0	0	0	0	1	1
TOTALS	31	4	8	3	9	10	25	11

Rice	AB	R	H	RBI	BB	SO	PO	A
Chris Kolkhorst, lf	3	0	0	0	1	1	2	0
Craig Stansberry, 3b	4	0	1	0	0	2	0	1
Vincent Sinisi, 1b	4	0	0	0	0	1	5	1
Enrique Cruz, 2b	4	1	1	0	0	1	6	2
Paul Janish, ss	4	0	1	0	0	0	1	3
Austin Davis, cf	3	1	1	0	1	0	3	0
Jeff Blackinton, dh	4	1	1	0	0	1	0	0
Matt Cavanaugh, pr	0	1	0	0	0	0	0	0
Dane Bubela, rf	3	1	2	1	0	0	0	0
Justin Ruchti, c	4	0	2	3	0	2	10	2
Philip Humber, p	0	0	0	0	0	0	0	0
Josh Baker, p	0	0	0	0	0	0	0	0
David Aardsma, p	0	0	0	0	0	0	0	0
TOTALS	33	5	9	4	2	8	27	10

Texas..... 000 310 000—4 8 2
Rice ..... 000 400 001—5 9 3

DP – Texas 2; Rice 1. LOB – Texas 15; Rice 6. 2B- Moss (18); Sultemeier (16); Thigpen (8); Teagarden (13); Bubela (14). HBP – Majewski; Sultemeier; Thigpen; Teagarden. SH – Sultemeier (14); Hollimon (5); Bubela (3). SB – Hollimon (7); Street (3); Blackinton (1).

Texas	IP	H	R	ER	BB	SO
Howell	4.1	6	4	3	2	6
Cox	3.2	2	0	0	0	2
Street	0.1	1	1	0	0	0

Rice	IP	H	R	ER	BB	SO
Humber	3.2	3	3	3	5	8
Baker	3.2	5	1	1	4	1
Aardsma	1.2	0	0	0	0	1

U- Tony Maners, Al Davis, Randy Bruns, Frank Sylvester. T- 3:25. A- 23,170.

GAME NO. 13-JUNE 19

STANFORD 7, CAL ST. FULLERTON 5

Stanford	AB	R	H	RBI	BB	SO	PO	A
Sam Fuld, cf	4	1	1	0	1	0	7	0
Jonny Ash, 3b	5	1	2	2	0	0	0	1
Carlos Quentin, rf	5	1	1	0	0	1	1	0
Ryan Garko, c	4	1	1	0	0	0	7	0
Danny Putnam, lf	5	1	2	3	0	0	5	1
Jed Lowrie, 2b	4	1	2	0	1	0	2	3
Chris Carter, dh	5	1	2	2	0	1	0	0
Brian Hall, 1b	4	0	0	0	1	0	8	0
Tobin Swope, ss	3	0	0	0	0	0	0	3
Matt Manship, p	0	0	0	0	0	0	0	0
Mark Romanczuk, p	0	0	0	0	0	0	0	0
David O'Hagan, p	0	0	0	0	0	0	0	0
TOTALS	39	7	11	7	3	2	30	8

Cal St. Fullerton	AB	R	H	RBI	BB	SO	PO	A
Ronnie Prettyman, 3b	4	1	1	1	0	0	1	3
Justin Turner, ss	1	0	0	0	0	1	0	2
Justin Smyres, pr/ss	4	1	1	1	0	1	1	3
Shane Costa, rf	6	0	3	0	0	0	2	0
P.J. Pilittere, dh	2	1	1	1	2	1	0	0
Richie Burgos, 1b	3	0	1	1	2	0	10	0
Kyle Boyer, cf	4	0	0	0	0	2	6	0
Danny Dorn, lf	3	1	0	0	1	2	3	0
Kurt Suzuki, c	4	0	2	0	0	0	3	1
Jason Corapci, 2b	3	1	0	0	2	0	4	3
Jason Windsor, p	0	0	0	0	0	0	0	1
Chad Cordero, p	0	0	0	0	0	0	0	0
Darric Merrell, p	0	0	0	0	0	0	0	0
Ricky Romero, p	0	0	0	0	0	0	0	0
TOTALS	34	5	9	4	7	7	30	13

Stanford..... 100 002 200 2—7 11 0
Cal St. Fullerton..... 002 111 000 0—5 9 2

DP – Stanford 1, Cal St. Fullerton 2. LOB – Stanford 7; Cal St. Fullerton 15. 2B- Fuld (18); Costa (28). 3B- Pilittere (1). HR – Ash (1); Putnam (16); Carter (7). HBP – Garko; Prettyman; Turner; Pilittere; Boyer; Dorn. SH – Swope (11); Prettyman (10; Suzuki (2). SF – Pilittere (6); Burgos (3). SB – Smyres (11).

Stanford	IP	H	R	ER	BB	SO
Manship	4.1	5	4	4	1	3
Romanczuk	1.1	1	1	1	2	0
O'Hagan	4.1	3	0	0	4	4

Cal St. Fullerton	IP	H	R	ER	BB	SO
Windsor	5.2	7	3	3	2	0
Cordero	3.1	3	2	2	1	1
Merrell	0.0	1	2	2	0	0
Romero	1.0	0	0	0	0	1

U- Randy Bruns, Frank Sylvester, Al Davis, Tony Maners. T- 3:57. A- 16,085.

GAME NO. 14-JUNE 21

RICE 4, STANFORD 3

Stanford	AB	R	H	RBI	BB	SO	PO	A
Sam Fuld, cf	4	0	0	0	1	1	7	0
Jonny Ash, 3b	5	1	2	1	0	0	1	0
Carlos Quentin, rf	5	1	1	0	0	1	3	0
Ryan Garko, c	3	1	2	1	1	1	3	1
Danny Putnam, lf	4	0	0	0	0	1	4	0
Jed Lowrie, 2b	4	0	1	0	0	0	4	3
Chris Carter, dh	4	0	0	0	0	0	0	0
Brian Hall, 1b	4	0	1	0	0	0	7	0
Tobin Swope, ss	4	0	0	0	0	1	0	3
Ryan McCally, p	0	0	0	0	0	0	0	1
Kodiak Quick, p	0	0	0	0	0	0	0	0
TOTALS	37	3	7	2	2	5	29	8

Rice	AB	R	H	RBI	BB	SO	PO	A
Chris Kolkhorst, lf	3	2	1	0	2	0	5	0
Dane Bubela, rf	3	1	1	1	0	0	4	0
Vincent Sinisi, 1b	5	0	0	0	0	1	11	0

Rice	AB	R	H	RBI	BB	SO	PO	A
Austin Davis, cf	5	1	2	1	0	0	3	0
Craig Stansberry, 3b	4	0	1	0	0	0	0	2
Enrique Cruz, 2b	4	0	2	1	0	0	1	5
Matt Ueckert, dh	3	0	1	0	1	1	0	0
Matt Cavanaugh, pr	0	0	0	0	0	0	0	0
Paul Janish, ss	4	0	0	0	0	1	1	2
Justin Ruchti, c	4	0	0	0	0	1	5	1
Jeff Niemann, p	0	0	0	0	0	0	0	0
David Aardsma, p	0	0	0	0	0	0	0	1
TOTALS	35	4	8	3	3	4	30	11

Stanford ..... 300 000 000 0—3 7 1
Rice..... 001 002 000 1—4 8 1

DP – Stanford 1. LOB – Stanford 6; Rice 7. 2B- Garko (23); Bubels (14). 3B- Kolkhorst (4). HR – Ash (2). SH – Bubela (3). SF – Bubela (1).

Stanford	IP	H	R	ER	BB	SO
McCally	9.1	8	4	3	3	3
Quick	0.1	0	0	0	0	1

Rice	IP	H	R	ER	BB	SO
Niemann	8.0	6	3	2	2	4
Aardsma	2.0	1	0	0	0	1

U- Ken Eldridge, Al Davis, Jeff Henrichs, Joe Burleson. T- 2:52. A- 23,741.

GAME NO. 15-JUNE 22

STANFORD 8, RICE 3

Rice	AB	R	H	RBI	BB	SO	PO	A
Chris Kolkhorst, lf	5	0	0	0	0	1	0	0
Dane Bubela, rf	4	0	1	0	1	1	4	0
Vincent Sinisi, 1b	5	0	1	0	0	1	13	1
Austin Davis, cf	5	0	1	0	0	0	1	0
Craig Stansberry, 3b	3	2	1	0	1	1	0	0
Enrique Cruz, 2b	4	1	3	0	0	0	1	5
Matt Ueckert, dh	3	0	2	3	1	0	0	0
Paul Janish, ss	3	0	0	0	1	1	1	5
Justin Ruchti, c	4	0	1	0	0	0	3	1
Wade Townsend, p	0	0	0	0	0	0	1	2
Josh Baker, p	0	0	0	0	0	0	0	0
Steven Herce, p	0	0	0	0	0	0	0	0
TOTALS	36	3	10	3	4	5	24	14

Stanford	AB	R	H	RBI	BB	SO	PO	A
Sam Fuld, cf	5	2	1	1	0	1	1	0
Jonny Ash, 3b	4	0	1	2	0	1	1	1
Carlos Quentin, rf	2	0	2	2	0	0	1	0
Ryan Garko, c	4	0	0	0	0	0	6	0
Danny Putnam, lf	3	0	0	0	1	0	7	0
Jed Lowrie, 2b	4	1	1	0	0	0	1	4
Chris Carter, dh	3	1	0	0	1	2	0	0
Brian Hall, 1b	3	2	2	0	0	0	8	0
Tobin Swope, ss	3	2	2	1	1	0	2	3
John Hudgins, p	0	0	0	0	0	0	0	0
Kodiak Quick, p	0	0	0	0	0	0	0	0
David O'Hagan, p	0	0	0	0	0	0	0	1
TOTALS	31	8	9	6	3	4	27	9

Rice..... 000 100 020—3 10 2
Stanford..... 102 000 50x—8 9 0

DP – Rice 2; Stanford 1. LOB – Rice 10; Stanford 5. 2B- Davis (24); Cruz (18); Ash (11); Swope 2 (9). HR – Fuld (4). HBP – Quentin. SH – Hall (7). SF – Quentin (7).

Rice	IP	H	R	ER	BB	SO
Townsend	6.0	8	8	5	2	4
Baker	1.0	0	0	0	1	0
Herce	1.0	1	0	0	0	0

Stanford	IP	H	R	ER	BB	SO
Hudgins	7.0	10	3	3	3	5
Quick	0.0	0	0	0	1	0
O'Hagan	2.0	0	0	0	0	0

U- Tony Maners, Jeff Henrichs, Joe Burleson, Randy Bruns. T- 3:00. A- 17,907.

GAME NO.16-JUNE 23

RICE 14, STANFORD 2

Stanford	AB	R	H	RBI	BB	SO	PO	A
Sam Fuld, cf	4	0	1	1	0	1	3	1
Jonny Ash, 3b	3	0	0	0	0	1	1	3
John Mayberry Jr., ph/1b	1	0	0	0	0	1	0	0
Carlos Quentin, rf	3	0	0	0	1	0	1	0
Ryan Garko, c	4	1	1	0	0	0	5	1
Danny Putnam, lf	3	0	1	0	0	0	2	1
Donny Lucy, ph	1	0	0	0	0	0	0	0
Jed Lowrie, 2b	3	0	0	1	0	0	3	4
John Hester, ph	1	0	0	0	0	0	0	0

Stanford	AB	R	H	RBI	BB	SO	PO	A
Chris Carter, dh	2	0	0	0	1	0	0	0
Brian Hall 1b/3b	3	1	2	0	0	0	8	0
Tobin Swope, ss	3	0	0	0	0	1	0	4
Chris Minaker, ss	0	0	0	0	0	0	0	0
Mark Romanczuk, p	0	0	0	0	0	0	0	0
Matt Manship, p	0	0	0	0	0	0	1	0
Drew Ehrlich, p	0	0	0	0	0	0	0	0
Mark Jecmen, p	0	0	0	0	0	0	0	0
Jonny Dyer, p	0	0	0	0	0	0	0	0
Tim Cunningham, p	0	0	0	0	0	0	0	0
TOTALS	31	2	5	2	2	4	24	14

Rice	AB	R	H	RBI	BB	SO	PO	A
Chris Kolkhorst, lf	4	3	3	2	2	1	1	0
Craig Stansberry, 3b	4	3	3	2	1	0	0	4
Vincent Sinisi, 1b	4	2	2	0	2	0	15	0
Enrique Cruz, 2b	3	1	2	4	3	0	3	2
Paul Janish, ss	4	1	1	3	0	1	0	3
Austin Davis, cf	5	0	0	0	0	1	3	0
Jeff Blackinton, dh	4	2	1	1	1	0	0	0
Dane Bubela, rf	3	1	1	2	2	0	2	0
Justin Ruchti, c	4	1	1	0	1	0	3	2
Philip Humber, p	0	0	0	0	0	0	0	0
TOTALS	35	14	14	14	12	3	27	11

Stanford..... 000 000 110— 2 5 2
Rice..... 310 007 03x—14 14 0

DP – Stanford 1. LOB – Stanford 4; Rice 11. 2B- Garko (24); Hall 2 (17); Kolkhorst 2(16); Janish (14). HBP – Janish. SH – Stansberry (4).

Stanford	IP	H	R	ER	BB	SO
Romanczuk	1.0	1	4	4	6	1
Manship	4.0	6	3	3	4	1
Ehrlich	0.0	2	2	2	0	0
Jecmen	0.1	2	2	1	1	0
Dyer	1.2	0	0	0	0	0
Cunningham	1.0	3	3	0	1	1

Rice	IP	H	R	ER	BB	SO
Humber	9.0	5	2	2	2	4

U- Al Davis, Joe Burleson, Randy Bruns, Ken Eldridge. T- 2:57. A-18,494.

History

Team Results

Year	Champion (Record)	Coach	Score	Runner-Up	Site	Championship Game Attendance	Championship Total Attendance
1947	* California (31-10)	Clint Evans	8- 7	Yale	Kalamazoo, Mich.	1,896	—
1948	Southern California (26-4)	Sam Barry	9- 2	Yale	Kalamazoo, Mich.	—	—
1949	* Texas (23-7)	Bibb Falk	10- 3	Wake Forest	Wichita, Kansas	—	—
1950	Texas (27-6)	Bibb Falk	3- 0	Washington St.	Omaha, Nebraska	2,384	—
1951	* Oklahoma (19-9)	Jack Baer	3- 2	Tennessee	Omaha, Nebraska	6,290	—
1952	Holy Cross (21-3)	Jack Barry	8- 4	Missouri	Omaha, Nebraska	6,914	—
1953	Michigan (21-9)	Ray Fisher	7- 5	Texas	Omaha, Nebraska	5,303	—
1954	Missouri (22-4)	John "Hi" Simmons	4- 1	Rollins	Omaha, Nebraska	7,810	—
1955	Wake Forest (29-7)	Taylor Sanford	7- 6	Western Mich.	Omaha, Nebraska	2,042	—
1956	Minnesota (37-9)	Dick Siebert	12- 1	Arizona	Omaha, Nebraska	3,890	—
1957	* California (35-10)	George Wolfman	1- 0	Penn St.	Omaha, Nebraska	3,211	—
1958	Southern California (29-3)	Rod Dedeaux	8- 7†	Missouri	Omaha, Nebraska	3,021	—
1959	Oklahoma St. (27-5)	Toby Greene	5- 3	Arizona	Omaha, Nebraska	4,168	—
1960	Minnesota (34-7-1)	Dick Siebert	2- 1#	Southern California	Omaha, Nebraska	3,635	—
1961	* Southern California (36-7)	Rod Dedeaux	1- 0	Oklahoma St.	Omaha, Nebraska	5,704	—
1962	Michigan (34-15)	Don Lund	5- 4‡	Santa Clara	Omaha, Nebraska	7,395	—
1963	Southern California (35-10)	Rod Dedeaux	5- 2	Arizona	Omaha, Nebraska	8,682	—
1964	Minnesota (31-12)	Dick Siebert	5- 1	Missouri	Omaha, Nebraska	10,562	—
1965	Arizona St. (54-8)	Bobby Winkles	2- 1	Ohio St.	Omaha, Nebraska	5,698	—
1966	Ohio St. (27-6-1)	Marty Karow	8- 2	Oklahoma St.	Omaha, Nebraska	10,507	—
1967	Arizona St. (53-12)	Bobby Winkles	11- 2	Houston	Omaha, Nebraska	9,210	—
1968	* Southern California (43-12-1)	Rod Dedeaux	4- 3	Southern Ill.	Omaha, Nebraska	9,412	—
1969	Arizona St. (56-11)	Bobby Winkles	10- 1	Tulsa	Omaha, Nebraska	10,050	—
1970	Southern California (45-13)	Rod Dedeaux	2- 1‡	Florida St.	Omaha, Nebraska	11,542	—
1971	Southern California (46-11)	Rod Dedeaux	7- 2	Southern Ill.	Omaha, Nebraska	13,945	—
1972	Southern California (47-13-1)	Rod Dedeaux	1- 0	Arizona St.	Omaha, Nebraska	6,950	—
1973	* Southern California (51-11)	Rod Dedeaux	4- 3	Arizona St.	Omaha, Nebraska	12,050	—
1974	Southern California (50-20)	Rod Dedeaux	7- 3	Miami (Fla.)	Omaha, Nebraska	11,346	—
1975	Texas (59-6)	Cliff Gustafson	5- 1	South Carolina	Omaha, Nebraska	10,717	—
1976	Arizona (56-17)	Jerry Kindall	7- 1	Eastern Mich.	Omaha, Nebraska	11,576	142,577
1977	Arizona St. (57-12)	Jim Brock	2- 1	South Carolina	Omaha, Nebraska	11,875	167,697
1978	* Southern California (54-9)	Rod Dedeaux	10- 3	Arizona St.	Omaha, Nebraska	12,172	144,268
1979	Cal St. Fullerton (60-14-1)	Augie Garrido	2- 1	Arkansas	Omaha, Nebraska	10,158	158,177
1980	Arizona (45-21-1)	Jerry Kindall	5- 3	Hawaii	Omaha, Nebraska	15,276	168,736
1981	Arizona St. (55-13)	Jim Brock	7- 4	Oklahoma St.	Omaha, Nebraska	13,239	207,266

Year	Champion (Record)	Coach	Score	Runner-Up	Site	Championship Game Attendance	Championship Total Attendance
1982	* Miami (Fla.) (55-17-1)	Ron Fraser	9-3	Wichita St.	Omaha, Nebraska	14,321	214,578
1983	* Texas (66-14)	Cliff Gustafson	4-3	Alabama	Omaha, Nebraska	14,957	221,659
1984	Cal St. Fullerton (66-20)	Augie Garrido	3-1	Texas	Omaha, Nebraska	13,487	253,549
1985	Miami (Fla.) (64-16)	Ron Fraser	10-6	Texas	Omaha, Nebraska	9,830	303,538
1986	Arizona (49-19)	Jerry Kindall	10-2	Florida St.	Omaha, Nebraska	12,659	243,290
1987	Stanford (53-17)	Mark Marquess	9-5	Oklahoma St.	Omaha, Nebraska	14,132	276,411
1988	Stanford (46-23)	Mark Marquess	9-4	Arizona St.	Omaha, Nebraska	16,071	325,548
1989	Wichita St. (68-16)	Gene Stephenson	5-3	Texas	Omaha, Nebraska	13,701	338,015
1990	Georgia (52-19)	Steve Webber	2-1	Oklahoma St.	Omaha, Nebraska	16,482	367,751
1991	* LSU (55-18)	Skip Bertman	6-3	Wichita St.	Omaha, Nebraska	16,612	298,806
1992	* Pepperdine (48-11-1)	Andy Lopez	3-2	Cal St. Fullerton	Omaha, Nebraska	17,962	384,632
1993	LSU (53-17-1)	Skip Bertman	8-0	Wichita St.	Omaha, Nebraska	20,286	377,193
1994	* Oklahoma (50-17)	Larry Cochell	13-5	Georgia Tech	Omaha, Nebraska	21,503	409,360
1995	* Cal St. Fullerton (57-9)	Augie Garrido	11-5	Southern California	Omaha, Nebraska	22,027	379,094
1996	* LSU (52-15)	Skip Bertman	9-8	Miami (Fla.)	Omaha, Nebraska	23,905	407,349
1997	* LSU (57-13)	Skip Bertman	13-6	Alabama	Omaha, Nebraska	24,401	474,023
1998	Southern California (49-17)	Mike Gillespie	21-14	Arizona St.	Omaha, Nebraska	24,456	463,995
1999	* Miami (Fla.) (50-13)	Jim Morris	6-5	Florida St.	Omaha, Nebraska	23,563	577,125
2000	* LSU (52-17)	Skip Bertman	6-5	Stanford	Omaha, Nebraska	24,282	573,132
2001	* Miami (Fla.) (53-12)	Jim Morris	12-1	Stanford	Omaha, Nebraska	24,070	564,707
2002	* Texas (57-15)	Augie Garrido	12-6	South Carolina	Omaha, Nebraska	24,089	639,618
2003	Rice (58-12)	Wayne Graham	14-2	Stanford	Omaha, Nebraska	18,494	677,379

**Indicates undefeated teams in College World Series play. †12 innings. #10 innings. ‡15 innings.*

Most Outstanding Player Award

1949 Charles Teague, 2b, Wake Forest
1950 Ray VanCleef, cf, Rutgers
1951 Sidney Hatfield, p-1b, Tennessee
1952 James O'Neill, p, Holy Cross
1953 J.L. Smith, p, Texas

1954 Tom Yewcic, c, Michigan St.
1955 Tom Borland, p, Oklahoma St.
1956 Jerry Thomas, p, Minnesota
1957 Cal Emery, p-1b, Penn St.
1958 Bill Thom, p, Southern California

1959 Jim Dobson, 3b, Oklahoma St.
1960 John Erickson, 2b, Minnesota
1961 Littleton Fowler, p, Oklahoma St.
1962 Bob Garibaldi, p, Santa Clara
1963 Bud Hollowell, c, Southern California

1964 Joe Ferris, p, Maine
1965 Sal Bando, 3b, Arizona St.
1966 Steve Arlin, p, Ohio St.
1967 Ron Davini, c, Arizona St.
1968 Bill Seinsoth, 1b, Southern California

1969 John Dolinsek, lf, Arizona St.
1970 Gene Ammann, p, Florida St.
1971 Jerry Tabb, 1b, Tulsa
1972 Russ McQueen, p, Southern California
1973 Dave Winfield, p-of, Minnesota

1974 George Milke, p, Southern California
1975 Mickey Reichenbach, 1b, Texas
1976 Steve Powers, p-dh, Arizona
1977 Bob Horner, 2b, Arizona St.
1978 Rod Boxberger, p, Southern California

1979 Tony Hudson, p, Cal St. Fullerton
1980 Terry Francona, lf, Arizona
1981 Stan Holmes, lf, Arizona St.
1982 Dan Smith, p, Miami (Fla.)
1983 Calvin Schiraldi, p, Texas

1984 John Fishel, lf, Cal St. Fullerton
1985 Greg Ellena, dh, Miami (Fla.)
1986 Mike Senne, lf, Arizona
1987 Paul Carey, rf, Stanford
1988 Lee Plemel, p, Stanford

1989 Greg Brummett, p, Wichita St.
1990 Mike Rebhan, p, Georgia
1991 Gary Hymel, c, LSU
1992 Phil Nevin, 3b, Cal St. Fullerton
1993 Todd Walker, 2b, LSU

1994 Chip Glass, of, Oklahoma
1995 Mark Kotsay, of-p, Cal St. Fullerton
1996 Pat Burrell, 3b, Miami (Fla.)
1997 Brandon Larson, ss, LSU
1998 Wes Rachels, 2b, Southern California

1999 Marshall McDougall, 2b, Florida St.
2000 Trey Hodges, p, LSU
2001 Charlton Jimerson, of, Miami (Fla.)
2002 Huston Street, p, Texas
2003 John Hudgins, p, Stanford

Individual Records

*(Note: *Indicates College World Series record; all other records made in district or regional playoffs.)*

SINGLE-GAME, BATTING

AT-BATS

8—Pat Bidelman, Western Mich. (4) vs. Michigan (3), 14 inn., 6-3-61; Charley Horan, Connecticut (8) vs. Harvard (5), 16 inn., 5-28-72; Brad Linden, Connecticut (8) vs. Harvard (5), 16 inn., 5-28-72; Mike Beeler, Tex.-Pan American (4) vs. Arkansas (2), 14 inn., 5-26-73, and Tex.-Pan American (12) vs. Texas (14), 13 inn., 5-27-73; Buddy Dodson, Tex.-Pan American (12) vs. Texas (14), 13 inn., 5-27-73; Ron Batter, Miami (Fla.) (3) vs. Citadel (1), 16 inn., 5-18-79; Joe DelliCarri, Pennsylvania (16) vs. Le Moyne (18), 12 inn., 5-27-1989; Pat Calabrese, UNC Greensboro (22) vs. Southeastern La. (12), 5-27-1994; Ryan Christenson, Pepperdine (18) vs. Middle Tenn. (17), 12 inn., 5-27-1995; David Newhan, Pepperdine (18) vs. Middle Tenn. (17), 12 inn., 5-27-1995; Will Ford, Rice (27) vs. Wis.-Milwaukee (1), 5-29-1999.

7—*by 16 players.

RUNS

6—Steve Sollmann, Notre Dame (25) vs. South Ala. (1), 6-1-2002.

5—*Oddibe McDowell, Arizona St. (23) vs. Oklahoma St. (12), 6-5-1984; *Rick Gama, Miami (Fla.) (15) vs. Southern California (10), 6-2-1995; *Jeff Christensen, Tennessee (19) vs. Georgia (12), 6-11-2001.

HITS

6—Jimmy Barragan, Oklahoma St. (20) vs. Richmond (8), 5-22-1986; Brian Bark, North Carolina St. (13) vs. Florida (3), 5-26-1988; Burke Masters, Mississippi St. (11) vs. Florida St. (8), 5-26-1990; Joe Dillon, Texas Tech (10) vs. Southern California (13), 5-26-1996; Brian Cox, Florida St. (27) vs. Delaware (6), 5-22-1998; Will Ford, Rice (27) vs. Wis.-Milwaukee (1), 5-29-1999; *Kris Bennett, Tennessee (19) vs. Georgia (12), 6-11-2001; Steve Sollmann, Notre Dame (25) vs. South Ala. (1), 6-1-2002.

DOUBLES

4—Lee Mitchell, Georgia (9) vs. Coastal Caro. (7), 6-1-2002.

3—*Jack Bryant, Wake Forest (10) vs. Western Mich. (7), 6-14-55; *Clint Meyers, Arizona St. (3) vs. Penn St. (1), 6-8-73; *Dave Caldwell, Clemson (7) vs. Arizona St. (10), 6-10-77; *Bob Horner, Arizona St. (13) vs. St. John's (N.Y.) (2), 6-3-78; *Bobby Carlsen, Oklahoma St. (14) vs. LSU (3), 6-7-1990.

TRIPLES

2—by several players.

HOME RUNS

4—Bill Reynolds, Maine (21) vs. St. John's (N.Y.) (8), 5-27-1986; Matt Diaz, Florida St. (23) vs. Oklahoma (2), 5-23-1998.

3—*J.D. Drew, Florida St. (11) vs. Southern California (16), 6-6-1995; Edmund Muth, Stanford (19) vs. La.-Lafayette (9), 6-15-2000.

RUNS BATTED IN

10—Kevin Brown, Miami (Fla.) (16) vs. Stetson, (8), 5-27-2001.

7—*Carl Thomas, Arizona (12) vs. Oregon (1), 6-10-54; *Stan Holmes, Arizona St. (10) vs. Oklahoma St. (11), 13 inn., 6-5-1981; *Mark Kotsay, Cal St. Fullerton (10) vs. Florida St. (3), 6-7-1994; *Wes Rachels, Southern California (21) vs. Arizona St. (14), 6-6-1998; *Kris Bennett, Tennessee (19) vs. Georgia (12), 6-11-2001.

TOTAL BASES

17—Matt Diaz, Florida St. (23) vs. Oklahoma (2), 5-23-1998.

12—*J.D. Drew, Florida St. (11) vs. Southern California (16), 6-6-1995; *Marshall McDougall, Florida St. (14) vs. Stanford (11), 6-18-1999; *Edmund Muth, Stanford (19) vs. La.-Lafayette (9), 6-15-2000.

STOLEN BASES

5—Dave Nichols, Florida St. (10) vs. Richmond (5), 6-2-72; Wes Robbins, Miami (Fla.) (6) vs. Morehead St. (1), 5-2000-77.

4—*Bob Fry, Washington St. (12) vs. Texas (5), 6-7-65; *Doug Dascenzo, Oklahoma St. (18) vs. Texas (13), 6-8-1984; *Charlton Jimerson, Miami (Fla.) (12) vs. Tennessee (6), 6-14-2001.

HIT BY PITCH

4—Rick Peters, Arizona St. (11) vs. Washington St. (7), 5-28-77.

3—*Kurt Suzuki, Cal St. Fullerton (6) vs. Stanford (5), 6-15-2003

SINGLE-GAME, FIELDING

PUTOUTS

26—Randy Guerra, Miami (Fla.) (3) vs. Citadel (1), 16 inn., 5-18-79.

20—*Doug Mirabelli, Wichita St. (3) vs. Creighton (2), 12 inn., 6-3-1991.

ASSISTS

13—Harry Tohalis, Connecticut (8) vs. Harvard (5), 16 inn., 5-28-72.

11—*Cal Meier, Southern California (2) vs. Florida St. (1), 15 inn., 6-18-70.

ERRORS
5—Guy Tirabassi, Penn St. (4) vs. Colgate (7), 6-3-55.
4—*Guy Wallace, Texas A&M (8) vs. Utah (15), 1951; *Carmen Troiso, Penn St. (4) vs. Holy Cross (15), 1952; *Phil Honeycutt, Tulsa (9) vs. Harvard (8), 6-13-71; *David Denny, Texas (13) vs. Oklahoma St. (18), 6-8-1984.

SINGLE-GAME, PITCHING

INNINGS PITCHED
15.1—Mark Batten, Miami (Fla.) (3) vs. Citadel (1), 16 inn., 5-18-79.
15—*Steve Arlin, Ohio St. (1) vs. Washington St. (0), 15 inn., 6-10-65.

STRIKEOUTS
21—Jeff Weaver, Fresno St. (2) vs. Texas A&M (1), 5-22-1997.
20—*Steve Arlin, Ohio St. (1) vs. Washington St. (0), 15 inn., 6-10-65.

STRIKEOUTS, NINE-INNING GAME
21—Jeff Weaver, Fresno St. (2) vs. Texas A&M (1), 5-22-1997.
17—*Ed Bane, Arizona St. (1) vs. Oklahoma (0), 6-11-72.

BASES ON BALLS
17—John Hogg, Northern Colo. (7) vs. Wyoming (13), 6-4-55.
15—*James Waldrip, Oklahoma (7) vs. Springfield (1), 6-14-51.

NO-HIT GAMES
1—*Jim Ehrler, Texas (7) vs. Tufts (0), 6-19-50; *Jim Wixson, Oklahoma St. (7) vs. North Carolina (0), 6-15-60; Bob Fenton, Penn St. (3) vs. Rider (0), 5-31-63; Jim Hogarty, Air Force (5) vs. Idaho (0), 5-28-67; Jack Kucek, Miami (Ohio) (3) vs. Cincinnati (0), 5-23-74; John Burke, Florida (2) vs. Furman (0), 5-23-1991.

ONE-HIT GAMES
1—Nino Barnise, California (3) vs. Denver (1), 6-2000-47; *Rod Keogh, Washington St. (3) vs. Rutgers (1), 10 inn., 6-19-50; *Jackie Lonergan, Holy Cross (0) vs. Missouri (1), 6-13-52; Walter Judd, Ithaca (5) vs. Lafayette (0), 6-3-55; Cecil Burford, Mississippi (3) vs. Tennessee Tech (2), 6-2-56; *Littleton Fowler, Oklahoma St. (8) vs. Syracuse (0), 6-13-61; *Larry Hardy, Texas (7) vs. Brigham Young (0), 6-12-68; Mike Bacsik, Trinity (Tex.) (6) vs. Arkansas (0), 5-24-73; *Bob Shirley, Oklahoma (6) vs. Penn St. (0), 6-9-73; Stan Meek, Oklahoma (6) vs. Tulsa (2), 5-30-74; *Steve Howe, Michigan (4) vs. Baylor (0), 6-2-78; Ron Darling, Yale (0) vs. St. John's (N.Y.) (1), 12 inn., 5-21-1981; *Doug Henry, Arizona St. (7) vs. Maine (0), 6-5-1983; *Alan Dunn and Tim Meacham, Alabama (6) vs. Arizona St. (0), 6-10-1983; Kris Wilson, Georgia Tech (5) vs. Tennessee Tech (0), 5-22-1997; Chance Caple, Texas A&M (6) vs. Monmouth (0), 5-28-1999; Grant Johnson, Notre Dame (25) vs. South Ala. (1), 6-1-2002; J.D. Cockroft, Miami (Fla.) (1) vs. Fla. Atlantic (0), 5-31-2003.
(Note: Darling recorded a no-hitter through 11 inn.).
2 games, 1992.

Team Records

*(Note: *Indicates College World Series record; all other records made in district or regional playoffs.)*

SINGLE-GAME, BATTING

AT-BATS
70—Clemson (3) vs. Fordham (2), 19 inn., 5-26-1988.
54—*Oklahoma St. (8) vs. Texas (15), 13 inn., 6-6-1981.

AT-BATS, BOTH TEAMS
135—Clemson (3) vs. Fordham (2), 19 inn., 5-26-1988 (70-65).
106—*Oklahoma St. (8) vs. Texas (15), 13 inn., 6-6-1981 (54-52).

AT-BATS, NINE-INNING GAME
59—Arizona St. (27) vs. UNLV (8), 5-29-1988.
50—*Holy Cross (15) vs. Penn St. (4), 6-15-52.

AT-BATS, NINE-INNING GAME, BOTH TEAMS
97—Arizona St. (27) vs. UNLV (8), 5-29-1988 (59-38); Southern California (18) vs. Fresno St. (17), 5-29-1988 (47-50).
89—*Miami (Fla.) (21) vs. Tennessee (13), 6-9-2001 (40-49).

RUNS
30—Arizona St. vs. UNLV (5), 5-28-78.
23—*Notre Dame vs. Northern Colo. (2), 6-9-57; *Arizona St. vs. Oklahoma St. (12), 6-5-1984.

RUNS, BOTH TEAMS
42—LSU (29) vs. Georgia Tech (13), 5-26-1996.
35—*Arizona St. (23) vs. Oklahoma St. (12), 6-5-1984; *Southern California (21) vs. Arizona St. (14), 6-6-1998.

RUNS, ONE INNING
18—LSU (29) vs. Georgia Tech (13), 5-26-1996.
11—*California (17) vs. Yale (4), ninth inn., 6-27-47; *Seton Hall (14) vs. Texas A&M (5), eighth inn., 6-10-64; *Stanford (15) vs. South Carolina (4), sixth inn., 6-5-1982; *Mississippi St. (15) vs. Ga. Southern (1), first inn., 6-3-1990; *Georgia (16) vs. Stanford (2), sixth inn., 6-3-1990; *Cal St. Fullerton (20) vs. LSU (6), first inn., 6-5-1994.

HITS
33—Rice (27) vs. Wis.-Milwaukee (1), 5-29-1999
23—*Arizona St. (23) vs. Oklahoma St. (12), 6-5-1984; *Arizona St. (19) vs. Wichita St. (1), 6-10-1988; *Southern California (21) vs. Arizona St. (14), 6-6-1998.

HITS, BOTH TEAMS
44—La Salle (17) vs. Rider (12), 5-25-1985 (26-18); Arizona St. (27) vs. UNLV (8), 5-29-1988 (31-13); Baylor (22) vs. Minnesota (6), 5-30-1999 (29-15).
41—*Miami (Fla.) (21) vs. Tennessee (13), 6-9-2001 (20-21).

DOUBLES
9—Miami (Fla.) (22) vs. Princeton (6), 5-24-1985; Alabama (11) vs. Richmond (4), 5-27-1995; LSU (29) vs. Georgia Tech (13), 5-26-1996.
7—*Arizona St. (23) vs. Oklahoma St. (12), 6-5-1984.

TRIPLES
6—Utah (24) vs. Northern Colo. (3), 6-6-60.
4—*Holy Cross (15) vs. Western Mich. (3), 6-15-52; *Syracuse (12) vs. Northern Colo. (5), 6-10-61.

HOME RUNS
9—Southern Ill. (15) vs. Ball St. (6), 5-29-69.
8—*LSU (12) vs. Southern California (10), 5-30-1998.

TOTAL BASES
59—Notre Dame (25) vs. South Ala. (1), 6-1-2002.
42—*Southern California (21) vs. Arizona St. (14), 6-6-1998.

TOTAL BASES, BOTH TEAMS
73—Cal St. Northridge (20) vs. Mississippi St. (19), 5-25-1996 (29-44).
71—*Southern California (21) vs. Arizona St. (14), 6-6-1998 (42-29).

STOLEN BASES
10—Florida St. (10) vs. Richmond (5), 6-2-72; St. John's (N.Y.) (14) vs. Holy Cross (12), 5-26-78; St. John's (N.Y.) (15) vs. Temple (6), 5-28-78; Clemson (11) vs. St. John's (N.Y.) (1), 5-29-1988.
7—*Rutgers (4) vs. Texas (2), 6-15-50; *Wake Forest (10) vs. Western Mich. (7), 6-14-55; *Pepperdine (5) vs. Mississippi St. (4), 10 inn., 6-4-79; *Arizona St. (23) vs. Oklahoma St. (12), 6-5-1984; *Clemson (11) vs. Long Beach St. (12), 6-3-1991.

HIT BY PITCH
10—Washington (20) vs. Rice (11), 5-22-1998.
4—*Stanford (6) vs. Texas (8), 12 inn., 6-8-1982; *LSU (6) vs. Stanford (5), 6-17-2000; *Rice (12) vs. Texas (2), 6-16-2003; *Rice (5) vs. Texas (4), 6-18-2003.

SINGLE-GAME, FIELDING

ERRORS
9—Clemson (10) vs. Virginia Tech (11), 5-22-54; Penn St. (4) vs. Colgate (7), 6-3-55; Jackson St. (2) vs. UNLV (13), 5-26-1989; *Northern Colo. (0) vs. Arizona (20), 6-13-55; *Texas (13) vs. Oklahoma St. (18), 6-8-1984.

ERRORS, BOTH TEAMS
13—Central Mich. (7) vs. Evansville (6), 5-28-1988 (6-7).
12—*Oklahoma St. (18) vs. Texas (13), 6-8-1984 (3-9).

DOUBLE PLAYS
6—California (2) vs. Missouri (1), 5-24-1980.
5—*Southern California (1) vs. Wake Forest (2), 12 inn., 6-24-49; *Florida St. (2) vs. Miami (Fla.) (4), 6-4-1995.

DOUBLE PLAYS, BOTH TEAMS
8—*Minnesota (3) vs. Oklahoma St. (1), 6-11-60; Washington St. (8) vs. Portland St. (7), 5-27-77; California (2) vs. Missouri (1), 5-24-1980.

PITCHERS USED
8—Villanova (18) vs. Georgia Tech (16), 5-27-1989; Southwest Mo. St. (6) vs. Rice (25), 5-25-1997.
7—*LSU (6) vs. Cal St. Fullerton (20), 6-5-1994; LSU (13) vs. Stanford (9), 6-4-1997; Florida St. (14) vs. Stanford (11), 6-18-1999; Clemson (4) vs. Stanford (10), 6-11-2000; Stanford (13) vs. Tulane (11), 6-8-2001; Miami (Fla.) (21) vs. Tennessee (13), 6-9-2001; Nebraska (10) vs. Clemson (11), 6-16-2002; Texas (2) vs. Rice, 6-16-2003.

College World Series Records

INDIVIDUAL: BATTING

AT-BATS
35—Jonny Ash, Stanford, 8 games, 2003.

RUNS
11—John Turco, Holy Cross, 7 games, 1952; Chris Powell, Cal St. Fullerton, 6 games, 1992.

HITS
15—Jason Lane, Southern California, 6 games, 1998.

DOUBLES
4—Gus Hrncir, Texas, 6 games, 1950; Jack Bryant, Wake Forest, 5 games, 1955; John Boccabella, Santa Clara, 6 games, 1962; Sal Bando, Arizona St., 6 games, 1965; Dave Stegman, Arizona, 6 games, 1976; Craig Robinson, Southern Ill., 5 games, 1977; Spike Owen, Texas, 4 games, 1982; Barry Bonds, Arizona St., 4 games, 1984; David Denny, Texas, 6 games, 1985; Robin Ventura, Oklahoma St., 5 games, 1987; Joe Caruso, Alabama, 6 games, 1997; Jason Lane, Southern California, 6 games, 1998; Khalil Greene, Clemson, 3 games, 2000; Matt Murton, Georgia Tech, 3 games, 2002; Ryan Garko, Stanford, 8 games, 2003

TRIPLES
3—Buddy Chain, Mississippi, 4 games, 1956; Sonny Siebert, Missouri, 6 games, 1958; Arthur Ersepke, Southern California, 6 games, 1960.

HOME RUNS
4—Bud Hollowell, Southern California, 6 games, 1963; Gary Hymel, LSU, 4 games, 1991; J.D. Drew, Florida St., 3 games, 1995; Jason Lane, Southern California, 6 games, 1998; Edmund Muth, Stanford, 4 games, 2000.

RUNS BATTED IN
17—Stan Holmes, Arizona St., 6 games, 1981.

TOTAL BASES
31—Jason Lane, Southern California, 6 games, 1998.

STOLEN BASES
8—Calvin James, Miami (Fla.), 6 games, 1985; Tommy Hinzo, Arizona, 5 games, 1986.

ERRORS
8—Gary LeFevers, Arizona, 4 games, 1960.

HIGHEST BATTING AVERAGE
.714—Jim Morris, Notre Dame, (10 for 14), 1957.

HIT BY A PITCH

4—Kurt Suzuki, Cal St. Fullerton, 4 games, 2003

INDIVIDUAL: PITCHING

INNINGS PITCHED

27.2—Bob Garibaldi, Santa Clara, 5 games, 1962.

STRIKEOUTS

38—Bob Garibaldi, Santa Clara, 5 games, 1962.

BASES ON BALLS

20—Rod Keogh, Washington St., 2 games, 1950.

FEWEST HITS ALLOWED

0—Jim Wixson, Oklahoma St., 11 inn., 4 games, 1960.

FEWEST EARNED RUNS ALLOWED (Minimum 14 Inn.)

0—John Stewart, Southern California, 16.1 inn., 5 games, 1966; Burt Hooton, Texas, 15 innings, 2 games, 1969; Russ McQueen, Southern California, 14 innings, 4 games, 1972; Jackson Todd, Oklahoma, 14 innings, 2 games, 1972; Darrell Jackson, Arizona St., 15.1 innings, 2 games, 1977; Patrick Ahearne, Pepperdine, 14 innings, 2 games, 1992.

Won-Lost Records in Tournament Play

(Note: Before 1954, district playoff games were not considered a part of the National Collegiate Baseball Championship. As a result, only district playoff games from 1954 to the present, and all College World Series results, are included in the Tournament Record column.)

	Finals Record							Tournament Record			
Team (Years Participated)	**Yrs.**	**Won**	**Lost**	**1st**	**2nd**	**3rd**	**4th**	**Yrs.**	**Won**	**Lost**	**Pct.**
Air Force (1961-62-64-66-67-69)								6	8	12	.400
Akron (1996)								1	0	2	.000
Alabama (1950-68-83-86-91-95-96-97-98-99-2000-02-03)	5	11	10	0	2	1	0	13	45	26	.634
UAB (1991)								1	1	2	.333
Alma (1955-57)								2	1	4	.200
American Int'l (1960)								1	0	1	.000
Appalachian St. (1973-84-86)								3	2	6	.250
Arizona (1954-55-56-57-58-59-60-61-62-63-66-70-74-75-76-78-79-80-85-86-87-89-92-93-99-2003)	14	32	25	3	3	1	1	26	75	52	.591
Arizona St. (1964-65-67-69-72-73-75-76-77-78-81-82-83-84-87-88-89-90-92-93-94-97-98-2000-01-02-03)	18	55	30	5	5	3	2	27	119	53	.692
Arkansas (1973-79-80-83-85-86-87-88-89-90-95-96-98-99-2002-03)	4	7	8	0	1	1	0	16	32	33	.492
Arkansas St. (1970-94)								2	2	4	.333
Army (2000)								1	0	2	.000
Ashland (1954)								12	32	27	.542
Auburn (1963-67-76-78-87-89-93-94-95-97-98-99-2000-01-02-03)	4	3	8	0	0	0	1	16	37	35	.514
Austin Peay (1996)								1	0	2	.000
Ball St. (1965-69)								2	2	4	.333
Baylor (1948-77-78-91-93-98-99-2000-01-02-03)	2	0	4	0	0	0	0	11	23	23	.500
Bethune-Cookman (1999-2000-01-02-03)								5	1	10	.091
Boston College (1949-53-55-60-61-62-63-66-67)	4	6	8	0	0	1	1	9	16	19	.457
Boston U. (1954-56-68-69)								4	3	6	.333
Bowling Green (1972-98-99)								3	2	6	.250
Bradley (1950-56-57-59-62-68)	2	2	4	0	0	1	0	6	3	12	.200
Bridgeport (1962)								1	1	2	.333
Brigham Young (1958-62-68-71-79-80-81-83-85-88-89-90-94-2001-02)	2	1	4	0	0	0	0	15	16	30	.348
Bucknell (1996-2001-03)								3	0	6	.000
Buffalo (1971-73)								2	1	4	.200
Butler (2000)								1	0	2	.000
California (1947-57-80-85-88-91-92-95-2001)	5	10	6	2	0	1	0	9	32	17	.653
UC Riverside (2003)								1	1	2	.333
UC Santa Barb. (1972-83-86-87-90-96-2001)								7	6	15	.286
Cal Poly Pomona (1964-66)								2	0	4	.000
Cal St. Fullerton (1975-76-77-78-79-80-81-82-83-84-87-88-90-92-93-94-95-96-97-98-99-2000-01-02-03)	12	27	20	3	1	3	0	25	95	53	.642
Cal St. Los Angeles (1968-73-74-77)	1	2	2	0	0	0	1	4	10	9	.526
Cal St. Northridge (1965-91-92-93-96-2002)								6	11	12	.478
Campbell (1990)								1	0	2	.000
Catholic (1977)								1	1	2	.333
UCF (1989-93-95-96-97-2000-01-02)								8	10	16	.385
Central Conn. St. (2002-03)								2	0	4	.000
Central Mich. (1972-77-80-81-84-85-86-87-88-90-94-95)								12	11	24	.314
Charleston So. (1996)								1	0	2	.000
Charlotte (1993-98)								2	0	4	.000
Cincinnati (1956-61-67-71-74)								5	4	9	.308
Citadel (1960-75-79-82-83-90-94-95-98-99-2001)	1	1	2	0	0	0	0	11	12	22	.353
Clemson (1947-54-58-59-67-75-76-77-78-79-80-81-87-88-89-90-91-92-93-94-95-96-97-98-99-2000-01-02-03)	11	9	20	0	0	2	0	29	78	61	.561
Coastal Caro. (1991-2001-02-03)								4	3	8	.273
Colby (1958-61-66)								3	0	5	.000
Colgate (1955-60-66-69)	1	1	2	0	0	0	0	4	5	7	.417
Colorado St. (1950)	1	0	2	0	0	0	0	1	0	2	.000
Columbia (1976)								1	0	2	.000
Connecticut (1957-58-59-60-61-63-65-68-70-72-77-79-90-93-94)	5	3	10	0	0	0	0	15	23	31	.426
Cornell (1977)								1	2	2	.500
Creighton (1973-90-91-92-9920-2000)	1	2	2	0	0	0	0	6	9	12	.429
Dartmouth (1958-67-69-70-87)	1	1	2	0	0	0	0	5	6	10	.375
Delaware (1956-60-61-70-78-79-80-82-83-92-96-98-99-2000-01)	1	0	2	0	0	0	0	15	17	27	.386
Denver (1947-57-65-68-70-73)								6	8	12	.400
Detroit (1959-60-61-62-65)								5	4	10	.286
Duke (1952-53-56-57-61)	3	3	6	0	0	0	0	5	11	11	.500
East Caro. (1964-66-68-70-74-77-80-82-84-87-89-90-91-93-99-2000-01-02-03)								19	18	38	.321
East Tenn. St. (1978-80-81)								3	3	6	.333
Eastern Ill. (1999)								1	1	2	.333

Team (Years Participated)	Finals Record Yrs.	Won	Lost	1st	2nd	3rd	4th	Tournament Record Yrs.	Won	Lost	Pct.
Eastern Ky. (1984-85-86-89)								4	2	8	.200
Eastern Mich. (1975-76-78-81-82-2003)	2	4	4	0	1	0	0	6	17	14	.548
Elon (2002)								1	0	2	.000
Evansville (1988-2000)								2	2	4	.333
Fla. Southern (1960)								1	0	2	.000
Florida Int'l (2002)								1	0	2	.000
Florida (1958-60-62-77-79-81-82-84-85-88-89-91-92-94-96-97-98-2000-01-02-03)	4	5	8	0	0	1	0	21	53	44	.546
Fla. Atlantic (1999-2000-02-03)								4	7	9	.438
Florida Int'l (1991-95-97-98-99-2000-01)								7	8	15	.348
Florida St. (1956-57-58-59-61-62-63-65-66-67-68-70-72-75-76-78-79-80-81-82-83-84-85-86-87-88-89-90-91-92-93-94-95-96-97-98-99-2000-01-02-03)	19	25	36	0	3	1	1	41	139	91	.604
Fordham (1987-88-90-93-98)								5	4	10	.286
Fresno St. (1954-55-59-61-62-66-67-77-79-80-81-82-83-84-85-88-89-90-91-92-93-94-95-96-97-2000-01)	3	4	6	0	0	1	0	27	48	58	.453
Furman (1965-69-76-91)								4	5	8	.385
George Mason (1985-88-92-93)								4	1	8	.111
George Washington (1957-58-59-79-89-92-2002)								7	1	14	.067
Ga. Southern (1957-73-74-79-80-87-90-96-2000-01-02)	2	1	4	0	0	0	0	11	17	24	.415
Georgia (1987-90-92-2001-02)	3	4	5	1	0	0	0	5	20	13	.606
Georgia Tech (1959-71-85-86-87-88-89-90-91-92-93-94-95-96-97-98-2000-01-02-03)	2	4	3	0	1	0	0	20	43	40	.518
Gettysburg (1962)								1	1	1	.500
Gonzaga (1971-73-74-76-78-80-81)								7	7	14	.333
Grambling (1983-84-85)								3	0	6	.000
Hardin-Simmons (1982)								1	0	2	.000
Harvard (1968-71-72-73-74-78-80-83-84-97-98-99-2002)	4	1	8	0	0	0	0	13	23	26	.469
Hawaii (1977-79-80-82-84-86-87-89-91-92-93)	1	3	2	0	1	0	0	11	20	22	.476
Holy Cross (1952-54-55-58-60-62-63-65-67-78)	4	9	7	1	0	1	0	10	22	16	.579
Houston (1953-58-60-66-67-82-85-87-90-97-99-2000-01-02-03)	2	3	4	0	1	0	0	15	29	32	.475
Idaho (1966-67-69)								3	5	6	.455
Illinois (1947-48-62-63-89-90-98-2000)								8	11	15	.423
Ill.-Chicago (2003)								1	0	2	.000
Illinois St. (1976-94)								2	1	4	.200
Indiana (1996)								1	1	2	.333
Indiana St. (1979-83-84-86-87-89-95)	1	0	2	0	0	0	0	7	8	14	.364
Iowa (1972-75-90)	1	0	2	0	0	0	0	3	4	7	.364
Iowa St. (1957-70-71)	2	3	4	0	0	1	0	3	7	6	.538
Ithaca (1955-59-62-64-67)	1	1	2	0	0	0	0	5	6	7	.462
Jackson St. (1982-86-89-2000)								4	0	8	.000
Jacksonville (1972-76-89-91-94-95-99-2001-03)								9	7	18	.280
James Madison (1980-81-83-88-95-2002)	1	0	2	0	0	0	0	6	7	12	.368
Kansas (1993-94)	1	0	2	0	0	0	0	2	5	5	.500
Kent St. (1964-92-93-94-2001-02)								6	5	12	.294
Kentucky (1988-93)								2	3	4	.429
La Salle (1964-85)								2	2	3	.400
Lafayette (1948-53-54-55-57-58-65-66-90)	4	3	8	0	0	1	0	9	13	16	.448
Lamar (1976-77-79-81-84-85-87-93-95-2002-03)								11	13	22	.371
Le Moyne (1989-2003)								2	3	4	.429
Liberty (1993-98-2000)								3	1	6	.143
Long Island (1972)								1	1	2	.333
Long Beach St. (1970-89-91-92-93-94-95-96-97-98-99-2001-02-03)	4	6	8	0	0	2	0	14	39	30	.565
Louisville (2002)								1	0	2	.000
LSU (1975-85-86-87-89-90-91-92-93-94-95-96-97-98-99-2000-01-02-03)	12	29	15	5	0	1	1	19	99	37	.728
La.-Lafayette (1988-90-91-92-97-98-99-2000-02)	1	2	2	0	0	1	0	9	16	19	.457
La.-Monroe (1983-95-99-2000)								4	2	8	.200
Louisiana Tech (1974-75-78-80-86-87)								6	6	12	.333
Loyola Marymount (1973-86-88-89-90-98-99-2000)	1	1	2	0	0	0	0	8	11	17	.393
Maine (1964-75-76-80-81-82-83-84-86-90-91-93-2002)	7	7	14	0	0	2	1	13	35	28	.556
Manhattan (1957)								1	0	1	.000
Marist (1997-2000-01-02)								4	3	8	.273
Marshall (1973-78)								2	2	4	.333
Maryland (1965-70-71)								3	1	6	.143
UMBC (1992-2001)								2	0	4	.000
Massachusetts (1954-55-56-66-67-69-71-73-78-95-96)	2	2	4	0	0	0	0	11	14	19	.424
McNeese St. (1988-93-2000-03)								4	2	8	.200
Memphis (1976-78-81-94)								4	8	8	.500
Miami (Fla.) (1971-73-74-75-76-77-78-79-80-81-82-83-84-85-86-87-88-89-90-91-92-93-94-95-96-97-98-99-2000-01-02-03)	20	44	32	4	2	4	2	32	147	68	.684
Miami (Ohio) (1973-74-77-79-83-2000)								6	6	12	.333
Michigan (1953-61-62-75-76-77-78-80-81-83-84-85-86-87-88-89-99)	7	12	12	2	0	1	0	17	53	34	.609
Michigan St. (1954-71-78-79)	1	3	2	0	0	1	0	4	6	9	.400
Middle Tenn. (1976-82-87-88-90-91-95-2000-01-03)								10	6	20	.231
Minnesota (1956-58-59-60-64-68-69-70-73-74-76-77-81-82-85-87-88-91-92-93-94-98-99-2000-01-03)	5	17	7	3	0	1	0	26	49	50	.495
Mississippi (1956-64-69-72-77-95-99-2003)	4	3	8	0	0	1	0	9	25	20	.556
Mississippi St. (1965-66-70-71-78-79-81-83-84-85-87-88-89-90-91-92-93-96-97-98-99-2000-01-03)	7	7	14	0	0	1	0	24	67	55	.549
Missouri (1952-54-58-62-63-64-65-76-78-80-81-88-91-96-2003)	6	18	11	1	3	1	0	15	32	30	.516
Monmouth (1998-99)								2	0	4	.000
Morehead St. (1977-83)								2	2	4	.333
Murray St. (1975-79-2003)								3	2	6	.250
Navy (1954-79-82-86-95-99-2002)								7	3	13	.188
Nebraska (1979-80-85-99-2000-01-02-03)	2	0	4	0	0	0	0	7	17	15	.531
Nevada (1994-97-99-2000)								4	5	8	.385
UNLV (1978-80-81-84-88-89-96-2003)								8	9	16	.360
New Hampshire (1956-74)	1	1	2	0	0	0	0	2	4	4	.500

Team (Years Participated)	Finals Record Yrs.	Won	Lost	1st	2nd	3rd	4th	Tournament Record Yrs.	Won	Lost	Pct.
New Mexico (1962)								1	1	2	.333
New Mexico St. (2002-2003)								2	1	4	.200
New Orleans (1977-79-80-81-82-84-85-87-88-89-96-2000)	1	1	2	0	0	0	0	12	20	25	.444
NYIT (1983)								1	0	2	.000
New York U. (1947-56-58-68-69)	2	3	4	0	1	0	0	5	12	9	.571
Nicholls St. (1989-92-98)								3	0	6	.000
North Carolina (1948-60-64-66-69-78-82-83-84-89-90-93-95-98-99-2000-02-03)	4	2	8	0	0	1	0	18	41	39	.513
UNC Greensboro (1994-97)								2	3	4	.429
UNC Wilmington (2003)								1	2	2	.500
North Carolina St. (1968-73-74-75-86-87-88-90-91-92-93-94-96-97-98-99)	1	2	2	0	0	1	0	16	23	33	.411
North Dakota St. (1956)								1	1	1	.500
Northeastern (1964-66-72-73-94-97-2003)	1	0	2	0	0	0	0	7	4	14	.222
Northeastern Ill. (1996)								1	0	2	.000
Northern Colo. (1948-49-52-53-54-55-56-57-58-59-60-61-62-63-64-65-66-68-74-75-76)	10	3	20	0	0	0	0	21	28	51	.354
Northern Ill. (1972)								1	0	2	.000
Northern Iowa (1958-61-2001)								3	1	6	.143
Northwestern (1957)								1	3	2	.600
Northwestern St. (1991-94)								2	1	4	.200
UNC Greensboro (1994-97)								2	3	4	.429
North Carolina St. (1968-73-74-75-86-87-88-90-91-92-93-94-96-97-98-99-2003)	1	2	2	0	0	1	0	17	26	37	.413
North Dakota St. (1956)								1	1	1	.500
Northeastern (1964-66-72-73-94-97)	1	0	2	0	0	0	0	6	4	12	.250
Northeastern Ill. (1996)								1	0	2	.000
Northern Colo. (1948-49-52-53-54-55-56-57-58-59-60-61-62-63-64-65-66-68-74-75-76)	10	3	20	0	0	0	0	21	28	51	.354
Northern Ill. (1972)								1	0	2	.000
Northern Iowa (1958-61-2001)								3	1	6	.143
Northwestern (1957)								1	3	2	.600
Northwestern St. (1991-94)								2	1	4	.200
Notre Dame (1949-56-57-58-59-60-63-70-89-92-93-94-96-99-2000-01-02-03)	2	3	4	0	0	1	0	18	37	38	.493
Occidental (1958)								1	1	2	.333
Ohio (1954-56-60-65-68-69-70-71-91-97)	1	2	2	0	0	0	1	10	14	20	.412
Ohio St. (1951-55-65-66-67-82-91-92-93-94-95-97-99-2001-02-03)	4	9	7	1	1	0	0	16	36	32	.529
Oklahoma (1947-51-55-56-72-73-74-75-76-77-79-82-84-85-86-87-88-89-91-92-94-95-97-98-2000-02)	9	14	14	2	0	0	1	26	53	49	.520
Oklahoma City (1984)								1	2	2	.500
Oklahoma St. (1948-49-54-55-59-60-61-66-67-68-69-78-81-82-83-84-85-86-87-88-89-90-91-92-93-94-95-96-97-98-99-2001)	19	38	36	1	5	3	3	32	123	71	.634
Old Dominion (1982-85-90-94-95-96-2000)								7	4	14	.222
Oral Roberts (1973-78-80-81-82-83-85-86-87-98-99-2000-01-02-03)	1	1	2	0	0	0	0	15	18	30	.375
Oregon (1954-64)	1	0	2	0	0	0	0	2	3	4	.429
Oregon St. (1952-62-63-83-85-86)	1	0	2	0	0	0	0	6	3	12	.200
Pennsylvania (1975-88-89-90-95)								5	3	10	.231
Penn St. (1952-55-56-57-58-59-62-63-67-70-71-72-73-74-75-76-2000)	5	8	10	0	1	1	1	17	27	31	.466
Pepperdine (1955-57-60-74-75-76-79-82-85-86-87-88-89-91-92-93-95-99-2001-03)	2	7	2	1	0	1	0	20	43	40	.518
Pittsburgh (1959-65-95)								3	2	4	.333
Portland (1957-58-79-89-91)								5	4	11	.267
Portland St. (1977)								1	0	2	.000
Princeton (1951-65-85-91-96-2000-01-03)	1	0	2	0	0	0	0	8	2	15	.118
Providence (1963-68-70-72-73-74-92-95-99)								9	7	19	.269
Puget Sound (1975)								1	1	2	.333
Purdue (1987)								1	0	2	.000
Rice (1995-96-97-98-99-2000-01-02-03)	4	6	7	1	0	0	0	9	40	22	.645
Richmond (1972-86-95-97-98-99-2002-03)								8	12	17	.414
Rider (1963-65-67-84-85-86-87-89-91-92-94)	1	1	2	0	0	0	0	11	9	20	.310
Rollins (1954-55)	1	3	2	0	1	0	0	2	5	4	.556
Rutgers (1950-66-68-70-86-88-90-91-93-98-99-2000-01-03)	1	3	2	0	0	1	0	14	15	27	.357
St. John's (N.Y.) (1949-54-56-57-60-61-62-63-64-66-67-68-72-74-75-76-77-78-79-80-81-85-86-88-91-93-97)	6	6	12	0	0	1	2	27	51	48	.515
St. Joseph's (1971-74)								2	3	4	.429
St. Louis (1963-64-65-66)	1	2	2	0	0	1	0	4	5	7	.417
Sam Houston St. (1987-89-96)								3	3	6	.333
San Diego (2002-03)								2	2	4	.333
San Diego St. (1979-81-82-83-84-86-90-91)								8	9	16	.360
San Jose St. (1955-71-2000-02)	1	0	2	0	0	0	0	4	8	10	.444
Santa Clara (1959-62-68-69-70-71-72-78-88-94-97)	1	4	2	0	1	0	0	11	17	24	.415
Seattle (1954)								1	0	2	.000
Seton Hall (1964-69-70-71-73-74-75-76-77-79-82-84-87-2000-01)	4	2	8	0	0	0	0	15	24	30	.444
Siena (1999)								1	0	2	.000
South Ala. (1972-73-75-77-80-83-84-87-89-90-91-92-93-95-96-97-98-99-2000-01-02-03)								22	33	44	.429
South Carolina (1974-75-76-77-80-81-82-83-84-85-86-88-92-93-98-2000-01-02-03)	7	14	14	0	3	0	1	19	69	42	.622
South Fla. (1982-86-89-90-93-95-96-97-2001-02)								10	9	20	.310
Southeast Mo. St. (1998-2002)								2	1	4	.200
Southeastern La. (1992-94)								2	1	4	.200
Southern California (1948-49-51-54-55-58-60-61-63-64-66-68-70-71-72-73-74-75-77-78-84-88-89-90-91-93-94-95-96-97-98-99-2000-01-02)	21	74	26	12	2	3	1	35	167	64	.723
Southern Ill. (1966-67-68-69-70-71-73-74-76-77-78-81-86-90)	5	12	10	0	2	2	0	14	39	30	.565
Southern Miss. (1990-91-99-2003)								4	5	8	.385
Southern U. (1987-88-99-2001-02-03)								6	3	12	.200
Southwest Mo. St. (1987-95-96-97-99-2002-03)	1	0	2	0	0	0	0	7	13	15	.464

Team (Years Participated)	Finals Record Yrs.	Won	Lost	1st	2nd	3rd	4th	Tournament Record Yrs.	Won	Lost	Pct.
Southwest Tex. St. (1997-99-2000)								3	5	6	.455
Springfield (1951-54-55-57-61)	2	1	4	0	0	0	0	5	5	9	.357
Stanford (1953-65-67-81-82-83-84-85-86-87-88-90-91-92-94-95-96-97-98-99-2000-01-02-03)	15	38	27	2	3	3	1	24	113	54	.677
Stetson (1982-84-88-89-90-92-96-97-2000-01-02-03)								12	15	24	.385
Syracuse (1961)	1	2	2	0	0	1	0	1	4	2	.667
Temple (1959-63-68-72-73-75-76-77-78-81-83-84-2001)	2	2	4	0	0	1	0	13	19	24	.442
Tennessee (1951-93-94-95-96-97-2001)	3	8	6	0	1	2	0	7	25	15	.625
Tennessee Tech (1956-97-2001)								3	2	6	.250
Texas-Arlington (1990-92-2001)								3	1	6	.143
Texas (1947-49-50-52-53-54-57-58-60-61-62-63-65-66-67-68-69-70-71-72-73-74-75-76-79-80-81-82-83-84-85-86-87-88-89-90-91-92-93-94-95-96-99-2000-01-02-03)	30	70	51	5	4	9	4	47	182	92	.664
Tex.-Pan American (1968-70-71-72-73-74-75-76-78-79-80-83-86)	1	2	2	0	0	0	1	13	15	26	.366
Texas-San Antonio (1994)								1	0	2	.000
Texas A&M (1951-55-59-64-75-76-77-78-84-86-87-88-89-91-92-93-95-97-98-99-2003)	4	2	8	0	0	0	0	21	42	44	.488
TCU (1956-94)								2	1	4	.200
Texas Tech (1995-96-97-98-99-2000-01-02)								8	13	16	.448
Towson (1988-91)								2	2	4	.333
Trinity (Tex.) (1969-72-73)								3	1	6	.143
Troy St. (1995-97)								2	0	4	.000
Tufts (1950)	1	1	2	0	0	0	0	1	1	2	.333
Tulane (1979-82-83-86-87-88-92-94-96-98-99-2000-01-02-03)	1	1	2	0	0	0	0	15	22	31	.415
Tulsa (1969-70-71-72-73-74-75)	2	6	4	0	1	1	0	7	14	14	.500
UCLA (1969-79-86-87-90-92-93-96-97-99-2000)	2	0	4	0	0	0	0	11	27	23	.540
Utah (1951-59-60)	1	2	2	0	0	1	0	3	4	6	.400
Valparaiso (1958-63-66-67-68)								5	2	10	.167
Vanderbilt (1973-74-80)								3	3	6	.333
Vermont (1956-62)								2	3	3	.500
Villanova (1954-58-60-61-89-91)								6	3	8	.273
Virginia (1972-85-96)								3	6	6	.500
Va. Commonwealth (1988-92-98-99-2001-02-03)								7	11	14	.440
Virginia Tech (1954-69-76-77-94-97-99-2000)								8	5	16	.238
Wagner (2000)								1	0	2	.000
Wake Forest (1949-55-62-63-77-98-99-2000-01-02)	2	7	3	1	1	0	0	10	33	21	.611
Washington (1959-92-94-97-98-2002-03)								7	17	14	.548
Washington St. (1950-56-60-61-65-66-75-76-77-78-84-87-88-90)	4	6	8	0	1	1	0	14	25	29	.463
Weber St. (1968-70-72)								3	3	7	.300
West Virginia (1955-61-62-63-64-67-82-85-87-94-96)								11	8	22	.267
Western Caro. (1985-86-87-88-89-92-93-94-97-2003)								10	11	20	.355
Western Ky. (1980)								1	2	2	.500
Western Mich. (1952-55-57-58-59-61-62-63-66-67-89)	6	9	12	0	1	2	0	11	35	26	.574
Wichita St. (1980-81-82-83-85-87-88-89-90-91-92-93-94-95-96-97-98-99-2000-02-03)	7	16	11	1	3	0	0	21	60	42	.588
Willamette (1955)								1	0	2	.000
William & Mary (1983-2001)								2	0	4	.000
Winthrop (1995-99-2001)								3	5	6	.455
Wisconsin (1950)	1	2	2	0	0	0	1	1	2	2	.500
Wis.-Milwaukee (1999-2001-02)								3	1	6	.143
Wright St. (1994)								1	1	2	.333
Wyoming (1954-55-56-61)	1	1	2	0	0	0	0	4	6	9	.400
Yale (1947-48-81-92-93)	2	1	4	0	2	0	0	5	7	10	.412

All-Time Results

1947 Eastern Playoff: Yale 2 wins, 0 losses; New York U. 1-1; Clemson 0-1; Illinois 0-1. **Western Playoff:** California 2-0; Texas 1-1; Oklahoma 0-1; Denver 0-1.
College World Series: California 17, Yale 4. **Championship:** California 8, Yale 7.

1948 Eastern Playoff: Yale 3 wins, 0 losses; Lafayette 2-2; North Carolina 1-2; Illinois 0-2. **Western Playoff:** Southern California 3-0; Baylor 2-2; Oklahoma St. 1-2; Northern Colo. 0-2.
College World Series: Southern California 3, Yale 1; Yale 8, Southern California 3. **Championship:** Southern California 9, Yale 2.

1949 Region A: St. John's (N.Y.) 2 wins, 0 losses; Boston College 0-2. **Region B:** Wake Forest 2-0; Notre Dame 0-2. **Region C:** Texas 2-0; Oklahoma St. 0-2. **Region D:** Southern California 2-1; Northern Colo. 1-2.
College World Series: Wake Forest 2, Southern California 1; Texas 7, St. John's (N.Y.) 1; Texas 8, Wake Forest 1; Southern California 12, St. John's (N.Y.) 4; Wake Forest 2, Southern California 1. **Championship:** Texas 10, Wake Forest 3.

1950 College World Series: Rutgers 4, Texas 2; Wisconsin 7, Colorado St. 3; Washington St. 3, Tufts 1; Alabama 9, Bradley 2; Texas 3, Colorado St. 1; Tufts 5, Bradley 4; Rutgers 5, Wisconsin 3; Washington St. 9, Alabama 1; Texas 7, Tufts 0; Wisconsin 3, Alabama 1; Washington St. 3, Rutgers 1 (10 inn.); Texas 12, Washington St. 1; Rutgers 16, Wisconsin 2; Texas 15, Rutgers 9. **Championship:** Texas 3, Washington St. 0.

1951 College World Series: Southern California 4, Princeton 1; Utah 7, Tennessee 1; Oklahoma 9, Ohio St. 8 (10 inn.); Springfield 5, Texas A&M 1; Tennessee 3, Princeton 2; Texas A&M 3, Ohio St. 2; Southern California 8, Utah 2; Oklahoma 7, Springfield 1; Tennessee 2, Springfield 0; Utah 15, Texas A&M 8; Oklahoma 4, Southern California 1; Tennessee 5, Utah 4; Tennessee 9, Southern California 8. **Championship:** Oklahoma 3, Tennessee 2.

1952 College World Series: Penn St. 5, Texas 3; Duke 18, Oregon St. 7; Holy Cross 5, Western Mich. 1; Missouri 15, Northern Colo. 1; Texas 10, Oregon St. 1; Western Mich. 8, Northern Colo. 6; Penn St. 12, Duke 7; Missouri 1, Holy Cross 0; Western Mich. 5, Duke 1; Holy Cross 2, Texas 1; Missouri 3, Penn St. 2; Holy Cross 15, Penn St. 4; Holy Cross 15, Western Mich. 3; Holy Cross 7, Missouri 3. **Championship:** Holy Cross 8, Missouri 4.

1953 College World Series: Texas 2, Duke 1; Boston College 4, Houston 1; Lafayette 6, Northern Colo. 2; Michigan 4, Stanford 0; Duke 3, Northern Colo. 2; Stanford 7, Houston 6; Michigan 6, Boston College 2; Texas 7, Lafayette 3; Boston College 7, Duke 6 (11 inn.); Lafayette 4, Stanford 3; Michigan 12, Texas 5; Lafayette 2, Boston College 1 (11 inn.); Texas 6, Michigan 4; Texas 13, Lafayette 3. **Championship:** Michigan 7, Texas 5.

1954 District 1: Massachusetts 2 wins, 0 losses; Boston U. 1-1; Springfield 0-1; Holy Cross 0-1. **District 2:** Lafayette 2-0; St. John's (N.Y.) 1-1; Villanova 0-1; Navy 0-1. **District 3:** Rollins 2-0; Virginia Tech 2-2; Clemson 0-2. **District 4:** Michigan St. 2-1; Ohio 3-2; Ashland 0-2. **District 6:** Oklahoma St. 2-1; Texas 1-2. **District 7:** Arizona 3-0; Northern Colo. 1-2; Wyoming 0-2. **District 8:** Oregon 3-0; Fresno St. 2-2; Southern California 1-2; Seattle 0-2.
College World Series: Michigan St. 16, Massachusetts 3; Arizona 12, Oregon 1; Rollins 9, Oklahoma St. 5 (11 inn.); Missouri 5, Lafayette 3; Massachusetts 5, Oregon 3; Oklahoma St. 4, Lafayette 2; Michigan St. 2, Arizona 1; Rollins 4, Missouri 1; Missouri 8, Massachusetts 1; Oklahoma St. 5, Arizona

4 (14 inn.); Rollins 5, Michigan St. 4; Missouri 7, Oklahoma St. 3; Michigan St. 3, Rollins 2 (10 inn.); Missouri 4, Michigan St. 3. **Championship:** Missouri 4, Rollins 1.

1955 District 1: Springfield 2 wins, 0 losses; Massachusetts 1-1; Boston College 0-1; Holy Cross 0-1. **District 2:** Colgate 2-0; Ithaca 1-1; Penn St. 0-1; Lafayette 0-1. **District 3:** Wake Forest 4-1; West Virginia 1-2; Rollins 0-2. **District 4:** Western Mich. 4-2; Ohio St. 1-2; Alma 1-2. **District 5:** Oklahoma St. 2-1; Oklahoma 1-2. **District 6:** Arizona 2-1; Texas A&M 1-2. **District 7:** Northern Colo. 2-1; Wyoming 1-2. **District 8:** Southern California 2-0; Fresno St. 4-3; San Jose St. 2-2; Pepperdine 1-2; Willamette 0-2.
College World Series: Oklahoma St. 5, Springfield 1; Western Mich. 4, Arizona 1; Northern Colo. 2, Southern California 1; Wake Forest 1, Colgate 0; Arizona 6, Springfield 0; Colgate 6, Southern California 4; Western Mich. 5, Oklahoma St. 4; Wake Forest 10, Northern Colo. 0; Arizona 20, Northern Colo. 0; Oklahoma St. 4, Colgate 2; Western Mich. 9, Wake Forest 0; Oklahoma St. 5, Arizona 4 (12 inn.); Wake Forest 10, Western Mich. 7; Wake Forest 2, Oklahoma St. 0. **Championship:** Wake Forest 7, Western Mich. 6.

1956 District 1: New Hampshire 2 wins, 0 losses; Vermont 1-1; Massachusetts 0-1; Boston U. 0-1. **District 2:** New York U. 2-0; St. John's (N.Y.) 1-1; Penn St. 0-1; Delaware 0-1. **District 3:** Mississippi 4-1; Duke 3-3; Florida St. 1-2; Tennessee Tech 0-2. **District 4:** Minnesota 4-1; Ohio 1-2; Notre Dame 1-2; Cincinnati 0-1. **District 5:** Bradley 1-0; North Dakota St. 1-1; Oklahoma 0-1. **District 6:** Arizona 2-0; TCU 0-2. **District 7:** Wyoming 2-1; Northern Colo. 1-2.
College World Series: Arizona 3, New York U. 0; Minnesota 4, Wyoming 0; Mississippi 13, New Hampshire 12; Bradley 4, Washington St. 3; Wyoming 8, New York U. 2; New Hampshire 6, Washington St. 3; Minnesota 3, Arizona 1; Mississippi 4, Bradley 0; Bradley 12, Wyoming 8; Arizona 1, New Hampshire 0; Minnesota 13, Mississippi 5; Arizona 7, Mississippi 3; Minnesota 8, Bradley 3; Arizona 10, Minnesota 4. **Championship:** Minnesota 12, Arizona 1.

1957 District 1: Connecticut 2 wins, 1 loss; Springfield 1-2. **District 2:** Penn St. 2-0; St. John's (N.Y.) 1-1; Manhattan 0-1; Lafayette 0-1. **District 3:** Florida St. 3-1; Duke 3-2; Ga. Southern 1-2; George Washington 0-2. **District 4:** Notre Dame 3-1; Northwestern 3-2; Western Mich. 1-2; Alma 0-2. **District 5:** Iowa St. 2-0; Bradley 0-2. **District 6:** Texas 2-0; Arizona 0-2. **District 7:** Northern Colo. 2-1; Denver 1-2. **District 8:** California 2-1; Pepperdine 3-3; Portland 1-2.
College World Series: Texas 3, Connecticut 0; Penn St. 7, Florida St. 0; California 4, Northern Colo. 0; Iowa St. 13, Notre Dame 8 (10 inn.); Connecticut 5, Florida St. 3; Notre Dame 23, Northern Colo. 2; Penn St. 4, Texas 1; California 8, Iowa St. 2; Iowa St. 5, Connecticut 2; Notre Dame 9, Texas 0; California 8, Penn St. 0; Penn St. 5, Notre Dame 4; California 9, Iowa St. 1. **Championship:** California 1, Penn St. 0.

1958 District 1: Holy Cross 3 wins, 0 losses; Connecticut 2-1; Colby 0-2; Dartmouth 0-2. **District 2:** Lafayette 2-0; New York U. 1-1; Penn St. 0-1; Villanova 0-1. **District 3:** Clemson 4-1; Florida 2-2; Florida St. 1-2; George Washington 0-2. **District 4:** Western Mich. 3-0; Notre Dame 2-2; Valparaiso 1-2; Minnesota 0-2. **District 5:** Missouri 2-0; Northern Iowa 0-2. **District 6:** Arizona 2-1; Texas 2-2; Houston 0-1. **District 7:** Brigham Young 2-1; Northern Colo. 1-2. **District 8:** Southern California 2-0; Portland 2-3; Occidental 1-2.
College World Series: Missouri 3, Western Mich. 1; Northern Colo. 10, Lafayette 5; Holy Cross 3, Southern California 0; Clemson 4, Arizona 1; Western Mich. 4, Lafayette 3; Southern California 4, Arizona 0; Missouri 11, Northern Colo. 2; Holy Cross 17, Clemson 4; Western Mich. 5, Clemson 3; Southern California 12, Northern Colo. 1; Missouri 4, Holy Cross 1; Southern California 6, Holy Cross 2; Missouri 3, Western Mich. 1; Southern California 7, Missouri 0. **Championship:** Southern California 8, Missouri 7 (12 inn.).

1959 District 2: Penn St. 2 wins, 0 losses; Ithaca 1-1; Temple 0-1; Pittsburgh 0-1. **District 3:** Clemson 3-0; Florida St. 2-2; Georgia Tech 1-2; George Washington 0-2. **District 4:** Western Mich. 4-1; Notre Dame 2-2; Minnesota 1-2; Detroit 0-2. **District 5:** Oklahoma St. 2-0; Bradley 0-2. **District 6:** Arizona 2-0; Texas A&M 0-2. **District 7:** Northern Colo. 2-1; Utah 1-2. **District 8:** Fresno St. 4-1; Washington 1-2; Santa Clara 0-2.
College World Series: Oklahoma St. 10, Western Mich. 2; Penn St. 5, Connecticut 3; Arizona 3, Clemson 2 (12 inn.); Fresno St. 6, Northern Colo. 5; Western Mich. 14, Connecticut 6; Clemson 7, Northern Colo. 1; Oklahoma St. 8, Penn St. 6; Arizona 5, Fresno St. 1; Penn St. 7, Clemson 0; Fresno St. 7, Western Mich. 2; Arizona 5, Oklahoma St. 3; Oklahoma St. 4, Penn St. 3; Fresno St. 2, Arizona 0; Oklahoma St. 4, Fresno St. 0. **Championship:** Oklahoma St. 5, Arizona 3.

1960 District 1: Boston College 2 wins, 0 losses; Holy Cross 1-1; Connecticut 0-1; American Int'l 0-1. **District 2:** St. John's (N.Y.) 2-0; Delaware 1-1; Villanova 0-1; Colgate 0-1. **District 3:** North Carolina 3-0; Florida 2-2; Citadel 1-2; Fla. Southern 0-2. **District 4:** Minnesota 3-0; Detroit 2-2; Ohio 1-2; Notre Dame 0-2. **District 6:** Arizona 2-0; Houston 1-2; Texas 0-1. **District 7:** Northern Colo. 2-1; Utah 1-2. **District 8:** Southern California 4-1; Washington St. 1-2; Pepperdine 0-2.
College World Series: Arizona 2, Oklahoma St. 1; Minnesota 8, North Carolina 3; Boston College 8, Northern Colo. 3; Southern California 3, St. John's (N.Y.) 1; Oklahoma St. 7, North Carolina 0; St. John's (N.Y.) 3, Northern Colo. 2 (13 inn.); Minnesota 8, Arizona 5; Southern California 5, Boston College 2; Oklahoma St. 1, Boston College 0; Arizona 11, St. John's (N.Y.) 4; Minnesota 12, Southern California 11 (10 inn.); Minnesota 3, Oklahoma St. 1; Southern California 13, Arizona 1; Southern California 4, Minnesota 2 (11 inn.). **Championship:** Minnesota 2, Southern California 1 (10 inn.).

1961 District 1: Boston College 3 wins, 1 loss; Connecticut 3-2; Springfield 1-2; Colby 0-2. **District 2:** Syracuse 2-0; St. John's (N.Y.) 1-1; Delaware 0-1; Villanova 0-1. **District 3:** Duke 2-0; West Virginia 1-2; Florida St. 1-2. **District 4:** Western Mich. 3-0; Michigan 2-2; Cincinnati 1-2; Detroit 0-2. **District 5:** Oklahoma St. 2-0; Northern Iowa 0-2. **District 6:** Texas 2-0; Arizona 0-2. **District 7:** Northern Colo. 3-1; Wyoming 2-2; Air Force 0-2. **District 8:** Southern California 4-1; Fresno St. 1-2; Washington St. 0-2.
College World Series: Oklahoma St. 3, Duke 2; Syracuse 12, Northern Colo. 5; Boston College 3, Western Mich. 2; Southern California 8, Texas 6; Duke 15, Northern Colo. 3; Western Mich. 8, Texas 2; Oklahoma St. 12, Syracuse 9; Southern California 10, Boston College 3; Boston College 4, Duke 3 (10 inn.); Syracuse 6, Western Mich. 0; Southern California 4, Oklahoma St. 2; Oklahoma St. 8, Syracuse 0; Southern California 4, Boston College 3. **Championship:** Southern California 1, Oklahoma St. 0.

1962 District 1: Holy Cross 3 wins, 0 losses; Vermont 2-2; Bridgeport 1-2; Boston College 0-2. **District 2:** Ithaca 2-0; Gettysburg 1-1; Penn St. 0-1; St. John's (N.Y.) 0-1. **District 3:** Florida St. 4-1; Wake Forest 2-2; Florida 1-2; West Virginia 0-2. **District 4:** Michigan 4-1; Western Mich. 2-2; Illinois 1-2; Detroit 0-2. **District 5:** Missouri 2-0; Bradley 0-2. **District 6:** Texas 2-0; Arizona 0-2. **District 7:** Northern Colo. 3-0; Air Force 2-2; New Mexico 1-2; Brigham Young 0-2. **District 8:** Santa Clara 4-1; Fresno St. 1-2; Oregon St. 0-2.
College World Series: Holy Cross 4, Northern Colo. 3; Michigan 3, Texas 1; Ithaca 5, Missouri 1; Florida St. 5, Santa Clara 1; Texas 12, Northern Colo. 2; Santa Clara 7, Missouri 4 (12 inn.); Michigan 11, Holy Cross 4; Florida St. 5, Ithaca 4; Santa Clara 12, Holy Cross 7; Texas 3, Ithaca 2; Michigan 10, Florida St. 7; Santa Clara 11, Florida St. 6; Texas 7, Michigan 0; Santa Clara 4, Texas 3 (10 inn.). **Championship:** Michigan 5, Santa Clara 4 (15 inn.).

1963 District 1: Holy Cross 4 wins, 0 losses; Providence 2-3; Connecticut 1-2; Boston College 0-2. **District 2:** Penn St. 2-0; St. John's (N.Y.) 1-1; Rider 0-1; Temple 0-1. **District 3:** Florida St. 3-1; Wake Forest 3-2; West Virginia 1-2; Auburn 0-2. **District 4:** Western Mich. 3-1; Illinois 3-2; Notre Dame 1-2; Valparaiso 0-2. **District 5:** Missouri 2-1; St. Louis 1-2. **District 7:** Arizona 2-0; Northern Colo. 0-2. **District 8:** Southern California 2-1; Oregon St. 1-2.
College World Series: Arizona 8, Penn St. 1; Florida St. 5, Western Mich. 2; Texas 8, Southern California 3; Missouri 3, Holy Cross 0; Penn St. 3, Western Mich. 0; Southern California 6, Holy Cross 5; Arizona 4, Florida St. 3 (11 inn.); Missouri 3, Texas 2; Texas 6, Penn St. 4 (10 inn.); Southern California 4, Florida St. 3; Arizona 6, Missouri 4; Southern California 12, Missouri 3; Arizona 10, Texas 8; Southern California 6, Arizona 4. **Championship:** Southern California 5, Arizona 2.

1964 District 1: Maine 2 wins, 0 losses; Northeastern 0-2. **District 2:** Seton Hall 2-0; Ithaca 1-1; La Salle 0-1; St. John's (N.Y.) 0-1. **District 3:** Mississippi 3-0; North Carolina 2-2; East Caro. 1-2; West Virginia 0-2. **District 4:** Minnesota 2-0; Kent St. 0-2. **District 5:** Missouri 1-0; St. Louis 0-1. **District 7:** Arizona St. 2-0; Air Force 2-2; Northern Colo. 0-2. **District 8:** Southern California 4-0; Oregon 0-2; Cal Poly Pomona 0-2.
College World Series: Maine 5, Seton Hall 1; Minnesota 7, Texas A&M 3; Southern California 3, Mississippi 2; Missouri 7, Arizona St. 0; Seton Hall 14, Texas A&M 5; Arizona St. 5, Mississippi 0; Minnesota 12, Maine 0; Southern California 3, Missouri 2; Missouri 3, Seton Hall 1; Maine 4, Arizona St. 2; Minnesota 6, Southern California 5; Missouri 4, Minnesota 1; Maine 2, Southern California 1; Missouri 2, Maine 1. **Championship:** Minnesota 5, Missouri 1.

1965 District 1: Connecticut 2 wins, 1 loss; Holy Cross 1-2. **District 2:** Lafayette 2-0; Princeton 1-1; Pittsburgh 0-1; Rider 0-1. **District 3:** Florida St. 4-1; Furman 2-2; Mississippi St. 1-2; Maryland 0-2. **District 4:** Ohio St. 3-0; Detroit 2-2; Ohio 1-2; Ball St. 0-2. **District 5:** St. Louis 2-0; Missouri 0-2. **District 7:** Arizona St. 2-0; Northern Colo. 2-3; Denver 1-2. **District 8:** Washington St. 2-0; Stanford 2-3; Cal St. Northridge 1-2.
College World Series: Ohio St. 2, Florida St. 1; Washington St. 12, Texas 5; Arizona St. 14, Lafayette 1; St. Louis 2, Connecticut 1; Florida St. 3, Texas 2; Connecticut 6, Lafayette 4; Ohio St. 14, Washington St. 1; Arizona St. 13, St. Louis 3; St. Louis 5, Florida St. 3; Washington St. 3, Connecticut 2; Arizona St. 9, Ohio St. 4; Arizona St. 6, St. Louis 2; Ohio St. 1, Washington St. 0 (15 inn.); Ohio St. 7, Arizona St. 3. **Championship:** Arizona St. 2, Ohio St. 1.

1966 District 1: Northeastern 2 wins, 0 losses; Boston College 1-1; Colby 0-1; Massachusetts 0-1. **District 2:** St. John's (N.Y.) 3-0; Lafayette 2-2; Rutgers 1-2; Colgate 0-2. **District 3:** North Carolina 3-1; Florida St. 3-2; Mississippi St. 1-2; East Caro. 0-2. **District 4:** Ohio St. 3-0; Western Mich. 2-2; Valparaiso 1-2; Southern Ill. 0-2. **District 5:** Oklahoma St. 2-0; St. Louis 0-2. **District 6:** Texas 2-1; Houston 1-2. **District 7:** Arizona 2-0; Idaho 3-2; Air Force 1-2; Northern Colo. 0-2. **District 8:** Southern California 3-0; Washington St. 2-2; Fresno St. 1-2; Cal Poly Pomona 0-2.
College World Series: Texas 5, Arizona 1; St. John's (N.Y.) 5, Northeastern 3; Southern California 6, North Carolina 2; Ohio St. 4, Oklahoma St. 2; Arizona 8, Northeastern 1; Oklahoma St. 5, North Carolina 1; St. John's (N.Y.) 2, Texas 0; Ohio St. 6, Southern California 2; Southern California 8, Arizona 4; Oklahoma St. 6, Texas 1; Ohio St. 8, St. John's (N.Y.) 7; Southern California 5, Ohio St. 1; Oklahoma St. 6, St. John's (N.Y.) 1; Ohio St. 1, Southern California 0. **Championship:** Ohio St. 8, Oklahoma St. 2.

1967 District 1: Boston College 4 wins, 2 losses; Massachusetts 3-2; Dartmouth 1-2; Holy Cross 0-2. **District 2:** Rider 3-0; St. John's (N.Y.) 2-2; Penn St. 1-2; Ithaca 0-2. **District 3:** Auburn 3-1; Clemson 3-2; Florida St. 1-2; West Virginia 0-2. **District 4:** Ohio St. 3-1; Western Mich. 3-2; Southern Ill. 1-2; Valparaiso 0-2. **District 5:** Oklahoma St. 2-1; Cincinnati 1-2.

District 6: Houston 2-1; Texas 1-2. **District 7:** Arizona St. 2-1; Air Force 3-2; Idaho 0-2. **District 8:** Stanford 2-1; Fresno St. 1-2.
College World Series: Stanford 12, Houston 1; Auburn 1, Ohio St. 0; Boston College 3, Rider 1; Arizona St. 7, Oklahoma St. 2; Houston 7, Ohio St. 6; Rider 3, Oklahoma St. 1; Stanford 6, Auburn 3; Arizona St. 8, Boston College 1; Houston 3, Boston College 2 (13 inn.); Auburn 4, Rider 3; Arizona St. 5, Stanford 3; Stanford 5, Auburn 3 (7 inn., rain); Houston 3, Arizona St. 0; Arizona St. 4, Stanford 3 (14 inn.). **Championship:** Arizona St. 11, Houston 2.

1968 District 1: Harvard 3 wins, 0 losses; Connecticut 2-2; Boston U. 1-2; Providence 0-2. **District 2:** St. John's (N.Y.) 3-0; New York U. 2-2; Temple 1-2; Rutgers 0-2. **District 3:** North Carolina St. 3-1; Florida St. 3-2; East Caro. 1-2; Alabama 0-2. **District 4:** Southern Ill. 3-0; Ohio 2-2; Minnesota 1-2; Valparaiso 0-2. **District 5:** Oklahoma St. 2-0; Bradley 0-2. **District 6:** Texas 2-1; Tex.-Pan American 1-2. **District 7:** Brigham Young 2-0; Weber St. 3-3; Denver 1-2; Northern Colo. 1-2. **District 8:** Southern California 2-1; Cal St. Los Angeles 3-2; Santa Clara 0-2.
College World Series: St. John's (N.Y.) 2, Harvard 0; North Carolina St. 7, Southern Ill. 6; Oklahoma St. 8, Texas 5; Southern California 5, Brigham Young 3; Southern Ill. 2, Harvard 1 (11 inn.); Texas 7, Brigham Young 0; St. John's (N.Y.) 3, North Carolina St. 2 (12 inn.); Southern California 6, Oklahoma St. 5; North Carolina St. 6, Texas 5; Southern Ill. 7, Oklahoma St. 1; Southern California 7, St. John's (N.Y.) 6; Southern Ill. 15, St. John's (N.Y.) 0; Southern California 2, North Carolina St. 0. **Championship:** Southern California 4, Southern Ill. 3.

1969 District 1: Massachusetts 3 wins, 0 losses; Boston U. 1-2; Dartmouth 0-2. **District 2:** New York U. 3-1; Colgate 2-2; Seton Hall 0-2. **District 3:** Mississippi 3-0; North Carolina 2-2; Virginia Tech 1-2; Furman 0-2. **District 4:** Southern Ill. 3-0; Ball St. 2-2; Minnesota 1-2; Ohio 0-2. **District 5:** Tulsa 2-0; Oklahoma St. 0-2. **District 6:** Texas 2-0; Trinity (Tex.) 0-2. **District 7:** Arizona St. 2-0; Idaho 2-2; Air Force 0-2. **District 8:** UCLA 2-0; Santa Clara 0-2.
College World Series: Texas 4, Arizona St. 0; Tulsa 6, UCLA 5 (10 inn.); Massachusetts 2, Southern Ill. 0; New York U. 8, Mississippi 3; Arizona St. 2, UCLA 1 (11 inn.); Mississippi 8, Southern Ill. 1; Tulsa 4, Texas 2; New York U. 9, Massachusetts 2; Texas 14, Mississippi 1; Arizona St. 4, Massachusetts 2; Tulsa 2, New York U. 0; New York U. 3, Texas 2; Arizona St. 11, Tulsa 3; Arizona St. 4, New York U. 1. **Championship:** Arizona St. 10, Tulsa 1.

1970 District 1: Dartmouth 3 wins, 0 losses; Connecticut 1-2; Providence 0-2. **District 2:** Delaware 3-0; Seton Hall 2-2; Penn St. 1-2; Rutgers 0-2. **District 3:** Florida St. 3-0; Mississippi St. 2-2; Maryland 1-2; East Caro. 0-2. **District 4:** Ohio 3-0; Southern Ill. 2-2; Notre Dame 1-2; Minnesota 0-2. **District 5:** Iowa St. 2-0; Tulsa 0-2. **District 6:** Texas 3-0; Tex.-Pan American 1-2; Arkansas St. 0-2. **District 7:** Arizona 2-1; Denver 3-2; Weber St. 0-2. **District 8:** Southern California 2-0; Santa Clara 2-2; Long Beach St. 0-2.
College World Series: Texas 12, Delaware 4; Ohio 4, Southern California 1; Florida St. 4, Arizona 0; Dartmouth 7, Iowa St. 6; Southern California 7, Delaware 1; Iowa St. 7, Arizona 1; Texas 7, Ohio 2; Florida St. 6, Dartmouth 0; Ohio 9, Iowa St. 6; Southern California 6, Dartmouth 1; Texas 5, Florida St. 1; Florida St. 2, Ohio 0; Southern California 8, Texas 7 (14 inn.); Florida St. 11, Texas 2. **Championship:** Southern California 2, Florida St. 1 (15 inn.).

1971 District 1: Harvard 2 wins, 0 losses; Massachusetts 0-2. **District 2:** Seton Hall 3-0; St. Joseph's 2-2; Penn St. 1-2; Buffalo 0-2. **District 3:** Mississippi St. 3-1; Georgia Tech 3-2; Miami (Fla.) 1-2; Maryland 0-2. **District 4:** Southern Ill. 4-1; Cincinnati 2-2; Ohio 1-2; Michigan St. 0-2. **District 5:** Tulsa 2-0; Iowa St. 0-2. **District 6:** Tex.-Pan American 2-0; Texas 0-2. **District 7:** Brigham Young 2-1; Gonzaga 1-2. **District 8:** Southern California 2-0; Santa Clara 2-3; San Jose St. 1-2.
College World Series: Harvard 4, Brigham Young 1; Tulsa 5, Mississippi St. 2; Southern California 5, Seton Hall 1; Southern Ill. 5, Tex.-Pan American 4; Brigham Young 3, Mississippi St. 1; Tex.-Pan American 8, Seton Hall 2; Tulsa 9, Harvard 8; Southern Ill. 8, Southern California 3; Tex.-Pan American 1, Harvard 0; Southern California 8, Brigham Young 6; Tulsa 9, Southern Ill. 4; Southern Ill. 8, Tex.-Pan American 6; Southern California 8, Tulsa 4; Southern California 3, Tulsa 2. **Championship:** Southern California 7, Southern Ill. 2.

1972 District 1: Connecticut 3 wins, 0 losses; Harvard 2-2; Northeastern 1-2; Providence 0-2. **District 2:** Temple 3-0; Penn St. 2-2; LIU-Brooklyn 1-2; St. John's (N.Y.) 0-2. **District 3:** Mississippi 5-1; South Ala. 3-2; Virginia 2-2; Florida St. 1-2; Jacksonville 0-2; Richmond 0-2. **District 4:** Iowa 4-1; Bowling Green 2-2; Central Mich. 1-2; Northern Ill. 0-2. **District 5:** Oklahoma 2-0; Tulsa 0-2. **District 6:** Texas 3-0; Tex.-Pan American 1-2; Trinity (Tex.) 0-2. **District 7:** Arizona St. 2-0; Weber St. 0-2. **District 8:** Southern California 2-0; UC Santa Barb. 2-3; Santa Clara 1-2.
College World Series: Southern California 8, Mississippi 6; Connecticut 3, Texas 0 (10 inn.); Oklahoma 2, Temple 1 (13 inn.); Arizona St. 2, Iowa 1; Texas 9, Mississippi 8; Temple 13, Iowa 9; Southern California 5, Connecticut 4 (11 inn.); Arizona St. 1, Oklahoma 0; Temple 7, Connecticut 4; Texas 7, Oklahoma 1; Arizona St. 3, Southern California 0; Southern California 4, Texas 3 (10 inn.); Arizona St. 1, Temple 0; Southern California 3, Arizona St. 1. **Championship:** Southern California 1, Arizona St. 0.

1973 District 1: Harvard 3 wins, 0 losses; Providence 2-2; Northeastern 1-2; Massachusetts 0-2. **District 2:** Penn St. 3-0; Temple 2-2; Buffalo 1-2; Seton Hall 0-2. **District 3:** Ga. Southern 3-1; Miami (Fla.) 3-2; Vanderbilt 2-2; Appalachian St. 2-2; North Carolina St. 1-2; South Ala. 0-2. **District 4:** Minnesota 3-0; Southern Ill. 2-2; Miami (Ohio) 1-2; Marshall 0-2. **District 5:** Oklahoma 3-0; Tulsa 2-2; Oral Roberts 1-2; Creighton 0-2. **District 6:** Texas 3-0; Tex.-Pan American 2-2; Trinity (Tex.) 1-2; Arkansas 0-2. **District 7:** Arizona St. 2-0; Denver 2-3; Gonzaga 1-2. **District 8:** Southern California 4-0; Cal St. Los Angeles 0-2; Loyola Marymount 0-2.
College World Series: Minnesota 1, Oklahoma 0; Arizona St. 3, Penn St. 1; Texas 6, Ga. Southern 3; Southern California 4, Harvard 1; Oklahoma 6, Penn St. 0; Ga. Southern 8, Harvard 0; Arizona St. 3, Minnesota 0; Southern California 4, Texas 1; Minnesota 6, Ga. Southern 2; Texas 10, Oklahoma 2; Southern California 3, Arizona St. 1; Arizona St. 6, Texas 5; Southern California 8, Minnesota 7. **Championship:** Southern California 4, Arizona St. 3.

1974 District 1: Harvard 3 wins, 0 losses; New Hampshire 1-2; Providence 0-2. **District 2:** Seton Hall 3-0; St. John's (N.Y.) 2-2; St. Joseph's 1-2; Penn St. 0-2. **District 3:** Miami (Fla.) 4-1; South Carolina 4-2; Ga. Southern 2-2; Vanderbilt 1-2; East Caro. 0-2; North Carolina St. 0-2. **District 4:** Southern Ill. 4-1; Minnesota 2-2; Miami (Ohio) 1-2; Cincinnati 0-2. **District 5:** Oklahoma 2-0; Tulsa 0-2. **District 6:** Texas 3-1; Louisiana Tech 2-2; Tex.-Pan American 0-2. **District 7:** Northern Colo. 4-1; Gonzaga 1-2; Arizona 0-2. **District 8:** Southern California 4-2; Cal St. Los Angeles 1-2; Pepperdine 1-2.
College World Series: Miami (Fla.) 4, Harvard 1; Oklahoma 10, Northern Colo. 1; Southern California 9, Texas 2; Southern Ill. 5, Seton Hall 1; Northern Colo. 4, Harvard 2; Texas 12, Seton Hall 2; Miami (Fla.) 5, Oklahoma 1; Southern California 5, Southern Ill. 3; Southern Ill. 5, Northern Colo. 2; Texas 10, Oklahoma 4; Miami (Fla.) 7, Southern California 3; Southern Ill. 4, Miami (Fla.) 3; Southern California 5, Texas 3; Southern California 7, Southern Ill. 2. **Championship:** Southern California 7, Miami (Fla.) 3.

1975 Northeast Regional: Seton Hall 3 wins, 0 losses; Maine 2-2; St. John's (N.Y.) 1-2; Pennsylvania 0-2. **Atlantic Regional:** South Carolina 3-0; North Carolina St. 2-2; Temple 1-2; Citadel 0-2. **Mideast Regional:** Eastern Mich. 3-1; Michigan 3-2; Penn St. 1-2; Clemson 0-2. **South Regional:** Florida St. 3-0; Miami (Fla.) 2-2; LSU 1-2; Murray St. 0-2. **Midwest Regional:** Oklahoma 4-1; Tulsa 2-2; Texas A&M 1-2; Iowa 0-2. **South Central Regional:** Texas 3-0; Tex.-Pan American 2-2; South Ala. 1-2; Louisiana Tech 0-2. **Rocky Mountain Regional:** Arizona St. 3-1; Washington St. 3-2; Puget Sound 1-2; Northern Colo. 0-2. **West Regional:** Cal St. Fullerton 3-1; Pepperdine 3-2; Southern California 1-2; Arizona 0-2.
College World Series: Arizona St. 5, Cal St. Fullerton 3; Texas 4, Oklahoma 2; South Carolina 3, Seton Hall 1; Eastern Mich. 2, Florida St. 1 (10 inn.); Oklahoma 11, Cal St. Fullerton 4; Seton Hall 11, Florida St. 0; Arizona St. 5, Texas 2; South Carolina 5, Eastern Mich. 1 (6 inn.); Texas 12, Seton Hall 10; Oklahoma 7, Eastern Mich. 0; South Carolina 6, Arizona St. 3; Arizona St. 1, Oklahoma 0 (11 inn.); Texas 17, South Carolina 6; South Carolina 4, Arizona St. 1. **Championship:** Texas 5, South Carolina 1.

1976 Northeast Regional: Maine 4 wins, 0 losses; Seton Hall 3-2; Temple 2-2; St. John's (N.Y.) 1-2; Columbia 0-2; Penn St. 0-2. **Atlantic Regional:** Clemson 3-0; Furman 2-2; South Carolina 1-2; Virginia Tech 0-2. **Mideast Regional:** Eastern Mich. 3-1; Michigan 3-2; Illinois St. 1-2; Southern Ill. 0-2. **South Regional:** Auburn 3-0; Jacksonville 2-2; Florida St. 1-2; Middle Tenn. 0-2. **Midwest Regional:** Arizona 3-0; Texas A&M 2-2; Missouri 1-2; Tex.-Pan American 0-2. **South Central Regional:** Oklahoma 3-1; Texas 3-2; Miami (Fla.) 1-2; Lamar 0-2. **Rocky Mountain Regional:** Arizona St. 3-0; Minnesota 2-2; Memphis 1-2; Gonzaga 0-2. **West Regional:** Washington St. 3-1; Cal St. Fullerton 3-2; Pepperdine 1-2; Northern Colo. 0-2.
College World Series: Clemson 9, Auburn 4; Eastern Mich. 3, Maine 2; Arizona St. 7, Arizona 6 (10 inn.); Washington St. 6, Oklahoma 1; Maine 9, Auburn 8; Arizona 10, Oklahoma 2; Eastern Mich. 3, Clemson 2 (10 inn.); Arizona St. 9, Washington St. 3; Arizona 10, Clemson 6; Maine 6, Washington St. 3; Eastern Mich. 2, Arizona St. 1; Arizona St. 7, Maine 0; Arizona 11, Eastern Mich. 6; Arizona 5, Arizona St. 1. **Championship:** Arizona 7, Eastern Mich. 1.

1977 Northeast Regional: Temple 4 wins, 0 losses; St. John's (N.Y.) 3-2; Cornell 2-2; Catholic 1-2; Seton Hall 0-2; Connecticut 0-2. **Atlantic Regional:** South Carolina 4-1; Wake Forest 2-2; South Ala. 1-2; East Caro. 0-2. **Mideast Regional:** Minnesota 3-0; Florida 2-2; Central Mich. 1-2; Virginia Tech 0-2. **South Regional:** Clemson 3-1; Miami (Fla.) 3-2; Mississippi 1-2; Morehead St. 0-2. **Midwest Regional:** Southern Ill. 3-0; Michigan 2-2; Oklahoma 1-2; Texas A&M 0-2. **South Central Regional:** Baylor 4-1; Miami (Ohio) 2-2; New Orleans 1-2; Lamar 0-2. **Rocky Mountain Regional:** Arizona St. 3-0; Washington St. 2-2; Cal St. Fullerton 1-2; Portland St. 0-2. **West Regional:** Cal St. Los Angeles 4-1; Southern California 2-2; Fresno St. 1-2; Hawaii 0-2.
College World Series: Southern Ill. 10, Temple 5; Arizona St. 10, Clemson 7; Cal St. Los Angeles 7, Minnesota 4; South Carolina 3, Baylor 2 (10 inn.); Clemson 13, Temple 4; Minnesota 4, Baylor 3 (11 inn.); Southern Ill. 3, Arizona St. 2; South Carolina 6, Cal St. Los Angeles 2; Arizona St. 8, Minnesota 4; Cal St. Los Angeles 1, Clemson 0; South Carolina 5, Southern Ill. 4; Southern Ill. 9, Cal St. Los Angeles 7; Arizona St. 6, South Carolina 2; Arizona St. 10, Southern Ill. 0. **Championship:** Arizona St. 2, South Carolina 1.

1978 Northeast Regional: St. John's (N.Y.) 5 wins, 1 loss; Temple 3-2; Delaware 2-2; Holy Cross 1-2; Harvard 0-2; Massachusetts 0-2. **Atlantic Regional:** Miami (Fla.) 4-1; Marshall 2-2; Clemson 1-2; Florida St. 0-2. **Mideast Regional:** Michigan 3-0; Texas A&M 2-2; Eastern Mich. 1-2; Missouri 0-2. **South Regional:** North Carolina 3-1; Memphis 3-2; Auburn 1-2; East Tenn. St. 0-2. **Midwest Regional:** Oral Roberts 3-0; Southern Ill. 2-2; Oklahoma St. 1-2; Michigan St. 0-2. **South Central Regional:** Baylor 3-0; Mississippi St. 2-2; Tex.-Pan American 1-2; Louisiana Tech 0-2. **Rocky Mountain Regional:** Arizona St. 4-1; Gonzaga 2-2; UNLV 1-2; Washington St. 0-2. **West Regional:** Southern California 3-0; Arizona 2-2; Cal St. Fullerton 1-2; Santa Clara 0-2.

College World Series: Michigan 4, Baylor 0; Southern California 9, Miami (Fla.) 3; Oral Roberts 11, North Carolina 0; Arizona St. 13, St. John's (N.Y.) 2; Miami (Fla.) 12, Baylor 1; North Carolina 9, St. John's (N.Y.) 5; Southern California 11, Michigan 3; Arizona St. 7, Oral Roberts 6; North Carolina 7, Michigan 6; Miami (Fla.) 5, Oral Roberts 3; Southern California 5, Arizona St. 2; Arizona St. 11, Miami (Fla.) 3; Southern California 3, North Carolina 2. **Championship:** Southern California 10, Arizona St. 3.

1979 Northeast Regional: Connecticut 4 wins, 1 loss; St. John's (N.Y.) 2-2; Nebraska 1-2; Navy 0-2. **Atlantic Regional:** Miami (Fla.) 3-0; Clemson 2-2; Ga. Southern 1-2; Citadel 0-2. **Mideast Regional:** Pepperdine 3-0; San Diego St. 2-2; Michigan St. 1-2; Miami (Ohio) 0-2. **East Regional:** Arkansas 4-0; Delaware 3-2; Florida 2-2; George Washington 1-2; Seton Hall 0-2; Florida St. 0-2. **Midwest Regional:** Arizona 3-0; Hawaii 2-2; Oklahoma 1-2; Indiana St. 0-2. **Central Regional:** Texas 3-0; Brigham Young 2-2; Lamar 1-2; Tex.-Pan American 0-2. **South Regional:** Mississippi St. 4-1; Murray St. 2-2; New Orleans 1-2; Tulane 0-2. **West Regional:** Cal St. Fullerton 4-1; UCLA 2-2; Fresno St. 1-2; Portland 0-2.
College World Series: Arkansas 5, Pepperdine 4; Arizona 5, Miami (Fla.) 1; Texas 11, Connecticut 5; Mississippi St. 6, Cal St. Fullerton 1; Pepperdine 9, Miami (Fla.) 3; Cal St. Fullerton 8, Connecticut 3; Arkansas 10, Arizona 3; Texas 8, Mississippi St. 2; Cal St. Fullerton 16, Arizona 3; Pepperdine 5, Mississippi St. 4 (10 inn.); Arkansas 9, Texas 4; Pepperdine 6, Texas 4; Cal St. Fullerton 13, Arkansas 10; Cal St. Fullerton 8, Pepperdine 5. **Championship:** Cal St. Fullerton 2, Arkansas 1.

1980 Northeast Regional: St. John's (N.Y.) 3 wins, 0 losses; Harvard 2-2; Maine 1-2; East Caro. 0-2. **West Regional:** Arizona 3-0; Gonzaga 2-2; Cal St. Fullerton 1-2; Fresno St. 0-2. **South Regional:** Florida St. 3-0; Western Ky. 2-2; New Orleans 1-2; Vanderbilt 0-2. **Central Regional:** Hawaii 3-0; Texas 2-2; Louisiana Tech 1-2; Tex.-Pan American 0-2. **Atlantic Regional:** Clemson 3-0; South Carolina 2-2; East Tenn. St. 1-2; Ga. Southern 0-2. **East Regional:** Miami (Fla.) 3-0; Delaware 2-2; James Madison 1-2; South Ala. 0-2. **Mideast Regional:** Michigan 3-0; Nebraska 2-2; Brigham Young 1-2; Central Mich. 0-2. **Midwest Regional:** California 5-1; UNLV 3-2; Missouri 2-2; Arkansas 1-2; Wichita St. 0-2; Oral Roberts 0-2.
College World Series: St. John's (N.Y.) 6, Arizona 1; Hawaii 7, Florida St. 6; Miami (Fla.) 13, Clemson 5; Michigan 9, California 8 (11 inn.); Arizona 5, Florida St. 3; California 6, Clemson 4; Hawaii 7, St. John's (N.Y.) 2; Miami (Fla.) 3, Michigan 2; California 8, St. John's (N.Y.) 5; Arizona 8, Michigan 0; Hawaii 9, Miami (Fla.) 3; California 4, Miami (Fla.) 3; Arizona 6, Hawaii 4 (11 inn.); Arizona 11, California 10. **Championship:** Arizona 5, Hawaii 3.

1981 Northeast Regional: Maine 3 wins, 1 loss; St. John's (N.Y.) 3-2; Central Mich. 1-2; Yale 0-2. **Mideast Regional:** Michigan 4-1; Eastern Mich. 2-2; New Orleans 1-2; UNLV 0-2. **Atlantic Regional:** Mississippi St. 3-0; East Tenn. St. 2-2; Wichita St. 1-2; Clemson 0-2. **West Regional:** Arizona St. 3-0; Cal St. Fullerton 2-2; Fresno St. 1-2; Gonzaga 0-2. **Central Regional:** Texas 3-1; Stanford 3-2; Lamar 1-2; Brigham Young 0-2. **East Regional:** South Carolina 3-0; Memphis 2-2; James Madison 1-2; Temple 0-2. **Midwest Regional:** Oklahoma St. 3-0; Oral Roberts 2-2; Southern Ill. 1-2; San Diego St. 0-2. **South Regional:** Miami (Fla.) 4-0; Florida 3-2; Florida St. 2-2; *Middle Tenn. 1-2; Missouri 0-2; Minnesota 0-2.
College World Series: Mississippi St. 4, Michigan 0; Arizona St. 11, Texas 2; Oklahoma St. 8, South Carolina 5 (10 inn.); Miami (Fla.) 6, Maine 1; Arizona St. 4, Mississippi St. 3; Oklahoma St. 12, Miami (Fla.) 6; Texas 6, Michigan 5; South Carolina 12, Maine 7; Oklahoma St. 11, Arizona St. 10 (13 inn.); Texas 5, Miami (Fla.) 4; South Carolina 6, Mississippi St. 5; Texas 15, Oklahoma St. 8 (13 inn.); Arizona St. 10, South Carolina 7; Arizona St. 12, Texas 3. **Championship:** Arizona St. 7, Oklahoma St. 4.

**Middle Tenn. participation vacated.*

1982 Northeast Regional: Maine 3 wins, 0 losses; Navy 2-2; Delaware 1-2; Seton Hall 0-2. **Atlantic Regional:** Miami (Fla.) 3-0; Stetson 2-2; South Fla. 1-2; Florida 0-2. **East Regional:** South Carolina 4-0; West Virginia 2-2; Citadel 2-2; Old Dominion 1-2; East Caro. 1-2; North Carolina 0-2. **South Regional:** Wichita St. 3-0; New Orleans 2-2; Tulane 1-2; Jackson St. 0-2. **Central Regional:** Texas 4-0; Eastern Mich. 3-2; Oklahoma 2-2; Florida St. 1-2; Ohio St. 0-2; Hardin-Simmons 0-2. **West I Regional:** Stanford 3-0; Pepperdine 2-2; Fresno St. 1-2; Hawaii 0-2. **West II Regional:** Cal St. Fullerton 3-0; Arizona St. 2-2; Houston 1-2; San Diego St. 0-2. **Midwest Regional:** Oklahoma St. 3-0; Middle Tenn. 2-2; Minnesota 1-2; Oral Roberts 0-2.
College World Series: Miami (Fla.) 7, Maine 2; Wichita St. 7, Cal St. Fullerton 0; Texas 9, Oklahoma St. 1; Stanford 15, South Carolina 4; Maine 6, Cal St. Fullerton 0; Oklahoma St. 10, South Carolina 8; Miami (Fla.) 4, Wichita St. 3; Texas 8, Stanford 6 (12 inn.); Wichita St. 13, Oklahoma St. 2; Maine 8, Stanford 5; Miami (Fla.) 2, Texas 1; Wichita St. 8, Texas 4; Miami (Fla.) 10, Maine 4. **Championship:** Miami (Fla.) 9, Wichita St. 3.

1983 East Regional: James Madison 4 wins, 0 losses; Delaware 3-2; Citadel 2-2; North Carolina 1-2; South Carolina 0-2; William & Mary 0-2. **West I Regional:** Stanford 3-0; UC Santa Barb. 2-2; San Diego St. 1-2; Oregon St. 0-2. **Northeast Regional:** Maine 3-0; Harvard 2-2; Temple 1-2; NYIT 0-2. **Mideast Regional:** Michigan 3-0; Morehead St. 2-2; Miami (Ohio) 1-2; Indiana St. 0-2. **West II Regional:** Arizona St. 3-0; Fresno St. 2-2; Cal St. Fullerton 1-2; Brigham Young 0-2. **Central Regional:** Texas 5-1; Mississippi St. 3-2; Tex.-Pan American 2-2; Tulane 1-2; Grambling 0-2; Northeast La. 0-2. **Midwest Regional:** Oklahoma St. 3-0; Oral Roberts 2-2; Wichita St. 1-2; Arkansas 0-2. **South Regional:** Alabama 3-0; Miami (Fla.) 2-2; Florida St. 1-2; South Ala. 0-2.
College World Series: Texas 12, James Madison 0; Oklahoma St. 3, Stanford 1; Michigan 6, Maine 5; Alabama 6, Arizona St. 5 (11 inn.); Stanford 3, James Madison 1; Arizona St. 7, Maine 0; Texas 6, Oklahoma St. 5 (11 inn.); Alabama 6, Michigan 5; Arizona St. 6, Oklahoma St. 5; Michigan 11, Stanford 4; Texas 6, Alabama 4 (10 inn.); Alabama 6, Arizona St. 0; Texas 4, Michigan 2. **Championship:** Texas 4, Alabama 3.

1984 Central Regional: UNLV 2, Oklahoma 1; Texas 6, Lamar 0; Lamar 4, Oklahoma 3; Texas 12, UNLV 3; Lamar 10, UNLV 5; Texas 6, Lamar 5 (10 inn.). **South II Regional:** New Orleans 1, Appalachian St. 0; North Carolina 4, Eastern Ky. 2; South Carolina 4, Mississippi St. 1; Eastern Ky. 10, Appalachian St. 9; Mississippi St. 11, New Orleans 4; South Carolina 5, North Carolina 4; New Orleans 13, North Carolina 6; Mississippi St. 13, Eastern Ky. 8; New Orleans 6, South Carolina 5; Mississippi St. 18, South Carolina 9; New Orleans 6, Mississippi St. 3. **West I Regional:** Cal St. Fullerton 10, Southern California 6; San Diego St. 10, Fresno St. 6; Fresno St. 15, Southern California 12; Cal St. Fullerton 16, San Diego St. 6; San Diego St. 10, Fresno St. 7; San Diego St. 9, Cal St. Fullerton 5; Cal St. Fullerton 8, San Diego St. 7 (11 inn.). **South I Regional:** East Caro. 5, South Ala. 4; Miami (Fla.) 6, Florida 5; Stetson 10, Florida St. 7; South Ala. 7, Florida 4; East Caro. 7, Florida St. 4; Miami (Fla.) 13, Stetson 8; South Ala. 10, Stetson 9; Miami (Fla.) 6, East Caro. 4; South Ala. 18, East Caro. 2; South Ala. 6, Miami (Fla.) 4; Miami (Fla.) 10, South Ala. 2. **Mideast Regional:** Michigan 13, Temple 9; Indiana St. 4, Central Mich. 2; Central Mich. 15, Temple 10; Michigan 8, Indiana St. 2; Central Mich. 4, Indiana St. 0; Michigan 4, Central Mich. 3. **Midwest Regional:** Oklahoma City 2, Texas A&M 1; Oklahoma St. 21, Grambling 5; Texas A&M 11, Grambling 5; Oklahoma City 5, Oklahoma St. 2; Oklahoma St. 5, Texas A&M 0; Oklahoma St. 11, Oklahoma City 1; Oklahoma St. 9, Oklahoma City 4. **Northeast Regional:** Harvard 10, Seton Hall 8; Maine 12, Rider 6; Seton Hall 7, Rider 5; Maine 5, Harvard 4 (12 inn.); Seton Hall 9, Harvard 1; Seton Hall 3, Maine 2; Maine 5, Seton Hall 2. **West II Regional:** Hawaii 10, Stanford 7; Arizona St. 8, Washington St. 4; Stanford 3, Washington St. 1; Arizona St. 15, Hawaii 11; Stanford 11, Hawaii 7; Arizona St. 5, Stanford 4.
College World Series: Texas 6, New Orleans 3; Cal St. Fullerton 8, Michigan 4; Arizona St. 9, Miami (Fla.) 6; Oklahoma St. 9, Maine 5; New Orleans 11, Michigan 3; Miami (Fla.) 13, Maine 7; Texas 6, Cal St. Fullerton 4; Arizona St. 23, Oklahoma St. 12; Cal St. Fullerton 13, Miami (Fla.) 5; Oklahoma St. 8, New Orleans 7 (10 inn.); Texas 8, Arizona St. 4; Cal St. Fullerton 6, Arizona St. 1; Oklahoma St. 18, Texas 13; Cal St. Fullerton 10, Oklahoma St. 2. **Championship:** Cal St. Fullerton 3, Texas 1.

1985 East Regional: Western Caro. 5, Old Dominion 3; St. John's (N.Y.) 14, Rider 9; South Carolina 11, La Salle 1; Rider 3, Old Dominion 2; La Salle 13, Western Caro. 12 (10 inn.); South Carolina 13, St. John's (N.Y.) 6; Western Caro. 9, St. John's (N.Y.) 6; La Salle 17, Rider 12; South Carolina 14, Western Caro. 3; South Carolina 7, La Salle 2. **South II Regional:** Arkansas 20, Eastern Ky. 13; Georgia Tech 7, Central Mich. 6; Florida St. 11, George Mason 0; Eastern Ky. 10, Central Mich. 7; Arkansas 13, George Mason 9; Florida St. 9, Georgia Tech 1; Arkansas 7, Florida St. 6; Georgia Tech 14, Eastern Ky. 13; Georgia Tech 8, Florida St. 3; Arkansas 7, Georgia Tech 5. **Midwest Regional:** Wichita St. 12, Oral Roberts 1; Oklahoma St. 8, Minnesota 3; Oral Roberts 17, Minnesota 8; Oklahoma St. 15, Wichita St. 8; Wichita St. 15, Oral Roberts 14; Wichita St. 7, Oklahoma St. 2; Oklahoma St. 10, Wichita St. 6. **South I Regional:** New Orleans 12, Michigan 10 (13 inn.); Mississippi St. 10, West Virginia 1; Michigan 9, West Virginia 2; Mississippi St. 8, New Orleans 4; Michigan 11, New Orleans 6; Michigan 14, Mississippi St. 6; Mississippi St. 19, Michigan 8. **West I Regional:** Stanford 17, Oregon St. 3; Nebraska 4, Pepperdine 2; Pepperdine 6, Oregon St. 1; Stanford 9, Nebraska 8; Pepperdine 7, Nebraska 6; Pepperdine 5, Stanford 1; Stanford 7, Pepperdine 1. **Atlantic Regional:** Virginia 14, Florida 1; Miami (Fla.) 22, Princeton 6; Florida 14, Princeton 4; Miami (Fla.) 11, Virginia 6; Florida 15, Virginia 2; Florida 8, Miami (Fla.) 1; Miami (Fla.) 12, Florida 9. **Central Regional:** Oklahoma 9, Lamar 1; Houston 11, LSU 4; Texas 4, Grambling 3 (12 inn.); Lamar 4, LSU 3; Oklahoma 5, Grambling 2; Texas 9, Houston 2; Lamar 10, Houston 9; Texas 9, Oklahoma 4; Lamar 7, Oklahoma 5; Texas 10, Lamar 2. **West II Regional:** Arizona 7, Brigham Young 3; Fresno St. 7, California 6 (10 inn.); Brigham Young 9, California 5; Arizona 6, Fresno St. 0; Fresno St. 12, Brigham Young 8; Arizona 10, Fresno St. 3.
College World Series: Arkansas 1, South Carolina 0 (14 inn.); Mississippi St. 12, Oklahoma St. 3; Miami (Fla.) 17, Stanford 3; Texas 2, Arizona 1; Oklahoma St. 16, South Carolina 11; Stanford 9, Arizona 2; Mississippi St. 5, Arkansas 4; Texas 8, Miami (Fla.) 4; Arkansas 10, Stanford 4; Miami (Fla.) 2, Oklahoma St. 1; Texas 12, Mississippi St. 7; Miami (Fla.) 6, Mississippi St. 5; Texas 8, Arkansas 7 (10 inn.); Miami (Fla.) 2, Texas 1. **Championship:** Miami (Fla.) 10, Texas 6.

1986 South I Regional: Louisiana Tech 7, Tulane 5; Oklahoma 21, Eastern Ky. 14; LSU 14, Jackson St. 11; Tulane 16, Eastern Ky. 6; Louisiana Tech 14, Jackson St. 6; LSU 8, Oklahoma 5; LSU 7, Louisiana Tech 4; Tulane 14, Oklahoma 5; Tulane 9, Louisiana Tech 4; LSU 7, Tulane 6. **West Regional:** UC Santa Barb. 11, Loyola Marymount 5; Hawaii 6, UCLA 3; Loyola Marymount 12, UCLA 10; Hawaii 8, UC Santa Barb. 6 (11 inn.); Loyola Marymount 14, UC Santa Barb. 6; Loyola Marymount 10, Hawaii 6; Loyola Marymount 12, Hawaii 5. **Northeast Regional:** St. John's (N.Y.) 8, Rider 2; Maine 5, Rutgers 1; Rider 9, Rutgers 4; Maine 13, St. John's (N.Y.) 7; St. John's (N.Y.) 16, Rider 3; Maine 21, St. John's (N.Y.) 8. **Central Regional:** Pepperdine 11, Tex.-Pan American 0; Arizona 26, San Diego St. 5; Texas 21, Southern Ill. 7; Tex.-Pan American 10, San Diego St. 6; Pepperdine 5, Southern Ill. 3; Arizona 9, Texas 3; Arizona 10, Pepperdine 6; Texas 9, Tex.-Pan American 5; Pepperdine 2, Texas 0 (10 inn.); Arizona 5, Pepperdine 3. **Atlantic Regional:** Georgia Tech 9, Navy 8 (14 inn.); South Carolina 5, Alabama 3; Miami

(Fla.) 10, Western Caro. 8; Alabama 4, Navy 1; Georgia Tech 8, Western Caro. 7 (11 inn.); Miami (Fla.) 7, South Carolina 5; Miami (Fla.) 7, Georgia Tech 6 (10 inn.); Alabama 8, South Carolina 7; Georgia Tech 12, Alabama 6; Miami (Fla.) 15, Georgia Tech 9. **Midwest Regional:** Oklahoma St. 20, Richmond 8; Arkansas 4, Oregon St. 3; Stanford 11, Appalachian St. 1; Oregon St. 7, Richmond 1; Oklahoma St. 23, Appalachian St. 2; Stanford 2, Arkansas 0; Oklahoma St. 16, Stanford 8; Oregon St. 1, Arkansas 0; Stanford 10, Oregon St. 7; Oklahoma St. 3, Stanford 0. **Mideast Regional:** Indiana St. 7, Michigan 1; Central Mich. 7, Oral Roberts 2; Oral Roberts 5, Michigan 4; Indiana St. 5, Central Mich. 3; Central Mich. 6, Oral Roberts 2; Indiana St. 7, Central Mich. 6 (11 inn.). **South II Regional:** Texas A&M 10, South Fla. 2; Florida St. 10, North Carolina St. 6; South Fla. 12, North Carolina St. 4; Florida St. 12, Texas A&M 9; South Fla. 10, Texas A&M 7; Florida St. 11, South Fla. 7.

College World Series: Loyola Marymount 4, LSU 3; Arizona 8, Maine 7; Miami (Fla.) 6, Oklahoma St. 2; Florida St. 5, Indiana St. 3; LSU 8, Maine 4; Oklahoma St. 4, Indiana St. 0; Arizona 7, Loyola Marymount 5; Florida St. 7, Miami (Fla.) 2; Oklahoma St. 11, Loyola Marymount 5; Miami (Fla.) 4, LSU 3; Arizona 9, Florida St. 5; Florida St. 6, Oklahoma St. 5; Miami (Fla.) 4, Arizona 2; Florida St. 4, Miami (Fla.) 3. **Championship:** Arizona 10, Florida St. 2.

1987 Atlantic Regional: Florida St. 10, East Caro. 5; South Ala. 2, Central Mich. 0; Ga. Southern 11, Miami (Fla.) 6; Central Mich. 17, East Caro. 9; Florida St. 5, Miami (Fla.) 2; South Ala. 6, Ga. Southern 1; Ga. Southern 3, Central Mich. 1; Florida St. 12, South Ala. 3; South Ala. 3, Ga. Southern 0; South Ala. 6, Florida St. 3; Florida St. 9, South Ala. 2. **South I Regional:** Seton Hall 15, Auburn 6; Clemson 8, West Virginia 0; Arkansas 10, Middle Tenn. 7; Auburn 5, Middle Tenn. 3; Arkansas 7, West Virginia 2; Clemson 6, Seton Hall 3; Auburn 22, Seton Hall 1; Arkansas 6, Clemson 5 (10 inn.); Clemson 6, Auburn 3; Arkansas 4, Clemson 2. **South II Regional:** LSU 5, Tulane 3; New Orleans 18, Louisiana Tech 5; Southern U. 1, Cal St. Fullerton 0; Cal St. Fullerton 4, Tulane 0; Louisiana Tech 5, Southern U. 2; LSU 14, New Orleans 1; New Orleans 6, Southern U. 2; Cal St. Fullerton 11, Louisiana Tech 0; LSU 3, New Orleans 0; LSU 7, Cal St. Fullerton 3. **Northeast Regional:** Fordham 5, Georgia 3; Dartmouth 4, Michigan 0; Rider 8, Georgia Tech 5; Georgia 5, Georgia Tech 1; Michigan 10, Rider 0; Fordham 4, Dartmouth 2; Rider 6, Dartmouth 3; Georgia 10, Michigan 8; Rider 12, Fordham 0; Georgia 10, Fordham 4; Georgia 13, Rider 5. **Central Regional:** Houston 10, Indiana St. 5; Sam Houston St. 5, Oklahoma 1; Texas 6, Lamar 5 (10 inn.); Indiana St. 10, Lamar 5; Texas 10, Oklahoma 5; Houston 8, Sam Houston St. 4; Texas 15, Houston 3; Sam Houston St. 10, Indiana St. 8; Houston 4, Sam Houston St. 0; Texas 13, Houston 4. **West I Regional:** Washington St. 10, Oral Roberts 5; Wichita St. 4, UC Santa Barb. 3; Stanford 12, Minnesota 1; Oral Roberts 7, Minnesota 0; Stanford 12, UC Santa Barb. 5; Washington St. 4, Wichita St. 3; Oral Roberts 11, Wichita St. 4; Stanford 12, Washington St. 11; Oral Roberts 14, Washington St. 13 (12 inn.); Stanford 9, Oral Roberts 4. **West II Regional:** UCLA 12, Hawaii 11; Arizona St. 9, Southwest Mo. St. 5; Pepperdine 7, Arizona 3; Hawaii 6, Arizona 3; Pepperdine 10, Southwest Mo. St. 4; Arizona St. 9, UCLA 3; UCLA 16, Hawaii 7; Arizona St. 4, Pepperdine 2; UCLA 21, Pepperdine 5; Arizona St. 14, UCLA 4. **Mideast Regional:** Texas A&M 13, Purdue 3; Mississippi St. 10, North Carolina St. 6; Oklahoma St. 6, Western Caro. 3; Western Caro. 8, Purdue 7; Oklahoma St. 8, North Carolina St. 6; Texas A&M 7, Mississippi St. 4; Texas A&M 4, Oklahoma St. 1; Western Caro. 8, Mississippi St. 1; Oklahoma St. 9, Western Caro. 6; Oklahoma St. 7, Texas A&M 4; Oklahoma St. 11, Texas A&M 9.

College World Series: Oklahoma St. 8, Arizona St. 3; LSU 6, Florida St. 2 (10 inn.); Texas 13, Arkansas 6; Stanford 3, Georgia 2; Florida St. 3, Arizona St. 0; Arkansas 5, Georgia 4; Oklahoma St. 8, LSU 7; Stanford 6, Texas 1; LSU 5, Arkansas 2; Texas 6, Florida St. 4 (10 inn.); Oklahoma St. 6, Stanford 2; Stanford 6, LSU 5 (10 inn.); Texas 6, Oklahoma St. 5; Stanford 9, Texas 3. **Championship:** Stanford 9, Oklahoma St. 5.

1988 Northeast Regional: Clemson 3, Fordham 2 (19 inn.); St. John's (N.Y.) 5, Stanford 3; Kentucky 6, Rutgers 2; Stanford 7, Fordham 5; Rutgers 6, Clemson 1; Kentucky 12, St. John's (N.Y.) 5; Clemson 11, St. John's (N.Y.) 1; Stanford 8, Rutgers 1; Kentucky 8, Clemson 7; Stanford 6, Kentucky 5; Stanford 16, Kentucky 2. **East Regional:** Stetson 2, George Mason 1; Florida St. 10, Stetson 3; Florida 7, George Mason 0; Tulane 1, North Carolina St. 0; North Carolina St. 13, Florida 3; Florida 9, Tulane 5; Florida St. 8, Tulane 6; Stetson 4, North Carolina St. 1; Florida 9, Florida St. 3; Stetson 7, Florida St. 2; Florida 8, Stetson 0. **Atlantic Regional:** Miami (Fla.) 4, Towson 0; Georgia Tech 9, Va. Commonwealth 6; South Carolina 3, James Madison 2; Towson 4, Va. Commonwealth 2; Miami (Fla.) 18, James Madison 8; Georgia Tech 7, South Carolina 6; South Carolina 5, Towson 1; Miami (Fla.) 4, Georgia Tech 2; South Carolina 5, Georgia Tech 0; Miami (Fla.) 10, South Carolina 3. **Central Regional:** California 13, Pennsylvania 3; Texas 7, Southern U. 3; Michigan 6, New Orleans 4; Pennsylvania 10, Southern U. 6; Texas 16, New Orleans 10; California 8, Michigan 7 (11 inn.); Michigan 7, Pennsylvania 6; California 8, Texas 7; Texas 5, Michigan 4; California 6, Texas 5. **Midwest Regional:** Wichita St. 6, La.-Lafayette 2; Oklahoma St. 14, McNeese St. 4; Loyola Marymount 8, Arkansas 3; McNeese St. 11, La.-Lafayette 6; Oklahoma St. 13, Arkansas 7; Wichita St. 10, Loyola Marymount 6; Loyola (Cal.) 12, McNeese St. 4; Wichita St. 8, Oklahoma St. 5; Oklahoma St. 8, Loyola Marymount 6; Oklahoma St. 12, Wichita St. 7; Wichita St. 15, Oklahoma St. 5. **South Regional:** Middle Tenn. 3, Texas A&M 1; Mississippi St. 7, Western Caro. 4 (11 inn.); Cal St. Fullerton 6, Missouri 3; Texas A&M 8, Western Caro. 6; Missouri 10, Middle Tenn. 6; Cal St. Fullerton 5, Mississippi St. 1; Mississippi St. 12, Middle Tenn. 4; Texas A&M 6, Missouri 2; Cal St. Fullerton 5, Mississippi St. 3 (12 inn.); Cal St. Fullerton 6, Texas A&M 3. **West I Regional:** Washington St. 8, Santa Clara 5; Fresno St. 10, Minnesota 8 (10 inn.); Southern California 9, Brigham Young 8; Santa Clara 6, Minnesota 3; Fresno St. 9, Brigham Young 4; Southern California 10, Washington St. 9; Washington St. 6, Santa Clara 5; Southern California 18, Fresno St. 17; Fresno St. 7, Washington St. 6; Fresno St. 17, Southern California 12; Fresno St. 14, Southern California 3. **West II Regional:** Evansville 1, Arizona St. 0; Pepperdine 10, Oklahoma 1; Central Mich. 10, UNLV 7; Arizona St. 13, Oklahoma 6; UNLV 2, Evansville 1; Pepperdine 11, Central Mich. 8; Central Mich. 7, Evansville 6; Arizona St. 27, UNLV 8; Pepperdine 5, Central Mich. 4 (14 inn.); Arizona St. 11, Pepperdine 4; Arizona St. 10, Pepperdine 5.

College World Series: Arizona St. 4, California 2; Wichita St. 5, Florida 4; Stanford 10, Fresno St. 3; Cal St. Fullerton 9, Miami (Fla.) 3; Florida 6, California 5; Wichita St. 7, Arizona St. 4; Miami (Fla.) 8, Fresno St. 4 (12 inn.); Cal St. Fullerton 5, Stanford 3; Arizona St. 10, Florida 1; Stanford 2, Miami (Fla.) 1; Arizona St. 4, Wichita St. 3 (10 inn.); Stanford 3, Cal St. Fullerton 1; Arizona St. 19, Wichita St. 1; Stanford 9, Cal St. Fullerton 5. **Championship:** Stanford 9, Arizona St. 4.

1989 Atlantic Regional: Florida St. 13, Rider 7; Clemson 6, Stetson 2; Auburn 9, South Fla. 3; Stetson 13, Rider 6; Florida St. 8, South Fla. 1; Auburn 14, Clemson 7; Clemson 13, Stetson 5; Florida St. 7, Auburn 6; Clemson 11, Auburn 1; Florida St. 8, Clemson 1. **South Regional:** Mississippi St. 8, Western Caro. 0; Jacksonville 3, Indiana St. 2; North Carolina 8, Nicholls St. 4; Indiana St. 10, Western Caro. 3; Mississippi St. 11, Nicholls St. 2; North Carolina 8, Jacksonville 3; Indiana St. 9, Jacksonville 4; North Carolina 2, Mississippi St. 1; Mississippi St. 11, Indiana St. 2; Mississippi St. 6, North Carolina 0; North Carolina 7, Mississippi St. 1. **Northeast Regional:** Le Moyne 7, Arkansas 5; Arizona St. 5, George Washington 0; Pennsylvania 7, Illinois 1; Arkansas 8, George Washington 2; Illinois 7, Le Moyne 0; Arizona St. 15, Pennsylvania 4; Le Moyne 18, Pennsylvania 16 (12 inn.); Arkansas 9, Illinois 2; Le Moyne 4, Arizona St. 2; Arkansas 1, Arizona St. 0; Arkansas 6, Le Moyne 5. **Central Regional:** Texas A&M 23, Jackson St. 3; LSU 12, UNLV 10; South Ala. 11, Brigham Young 10 (10 inn.); UNLV 13, Jackson St. 2; Texas A&M 25, Brigham Young 4; South Ala. 6, LSU 4; LSU 13, UNLV 8; Texas A&M 17, South Ala. 6; LSU 6, South Ala. 5; LSU 13, Texas A&M 5; LSU 5, Texas A&M 4 (11 inn.). **West I Regional:** Oklahoma 5, Loyola Marymount 2; Long Beach St. 14, Hawaii 7; Arizona 12, Eastern Ky. 6; Loyola Marymount 9, Eastern Ky. 3; Arizona 17, Hawaii 3; Long Beach St. 11, Oklahoma 4; Loyola Marymount 6, Oklahoma 5 (11 inn.); Long Beach St. 10, Arizona 6; Arizona 13, Loyola Marymount 4; Long Beach St. 10, Arizona 3. **West II Regional:** Wichita St. 4, Portland 0; Fresno St. 9, Notre Dame 8; Michigan 4, Pepperdine 3; Notre Dame 8, Portland 6 (13 inn.); Wichita St. 12, Pepperdine 1; Michigan 5, Fresno St. 3; Fresno St. 11, Notre Dame 4; Michigan 14, Wichita St. 5; Wichita St. 6, Fresno St. 4; Wichita St. 3, Michigan 2; Wichita St. 9, Michigan 5. **Midwest Regional:** Oklahoma St. 6, Sam Houston St. 5; Texas 2, New Orleans 0; Western Mich. 9, Southern California 8; New Orleans 8, Sam Houston St. 4; Texas 11, Southern California 8; Oklahoma St. 8, Western Mich. 3 (10 inn.); New Orleans 6, Western Mich. 5; Texas 8, Oklahoma St. 7; New Orleans 3, Oklahoma St. 2; Texas 9, New Orleans 3. **East Regional:** Miami (Fla.) 3, Villanova 1; Florida 11, East Caro. 6; UCF 6, Georgia Tech 4; Villanova 10, East Caro. 6; Georgia Tech 9, Miami (Fla.) 7; UCF 10, Florida 7; Miami (Fla.) 9, Florida 1; Villanova 18, Georgia Tech 16 (10 inn.); Miami (Fla.) 10, UCF 1; Villanova 5, UCF 2; Miami (Fla.) 4, Villanova 1.

College World Series: Florida St. 4, North Carolina 2; Wichita St. 3, Arkansas 1; Texas 7, Long Beach St. 1; Miami (Fla.) 5, LSU 2; Arkansas 7, North Carolina 3; LSU 8, Long Beach St. 5; Florida St. 4, Wichita St. 2; Texas 12, Miami (Fla.) 2; Wichita St. 8, Arkansas 4; LSU 6, Miami (Fla.) 3; Wichita St. 7, Florida St. 4; Texas 12, LSU 7; Wichita St. 12, Florida St. 9. **Championship:** Wichita St. 5, Texas 3.

1990 Atlantic Regional: East Caro. 4, South Fla. 2; Citadel 11, North Carolina St. 3; Miami (Fla.) 4, Stetson 3; North Carolina St. 13, Stetson 2; Miami (Fla.) 5, South Fla. 2; Citadel 8, East Caro. 5; North Carolina St. 8, East Caro. 1; Citadel 6, Miami (Fla.) 2; Miami (Fla.) 6, North Carolina St. 1; Citadel 4, Miami (Fla.) 1. **Central Regional:** Creighton 9, Clemson 6; Texas 9, Texas-Arlington 8; Cal St. Fullerton 16, Old Dominion 3; Clemson 8, Texas-Arlington 5; Texas 10, Old Dominion 0; Cal St. Fullerton 6, Creighton 3; Cal St. Fullerton 5, Texas 2; Creighton 4, Clemson 3; Texas 11, Creighton 9; Cal St. Fullerton 3, Texas 0. **Midwest Regional:** Fordham 8, Arkansas 5; South Ala. 6, UCLA 4; Ga. Southern 4, Wichita St. 2 (13 inn.); Wichita St. 7, Arkansas 6; UCLA 13, Fordham 8; Ga. Southern 13, South Ala. 4; South Ala. 6, Fordham 5; UCLA 7, Wichita St. 5; South Ala. 3, Ga. Southern 2; Ga. Southern 5, UCLA 4; Ga. Southern 6, South Ala. 5. **Northeast Regional:** North Carolina 3, Rutgers 2; Maine 4, Iowa 3; Georgia 7, Connecticut 2; Rutgers 15, Connecticut 5; North Carolina 5, Iowa 3; Georgia 6, Maine 3; Georgia 5, North Carolina 4; Rutgers 5, Maine 4; Rutgers 9, North Carolina 7; Rutgers 4, Georgia 3; Georgia 20, Rutgers 9. **South I Regional:** Houston 4, Georgia Tech 2; Southern California 23, Southern Miss. 5; LSU 8, La.-Lafayette 0; Southern Miss. 14, La.-Lafayette 10; LSU 11, Georgia Tech 5; Southern California 26, Houston 11; Southern California 5, LSU 4; Houston 15, Southern Miss. 3; LSU 6, Houston 4; LSU 5, Southern California 4; LSU 7, Southern California 6. **South II Regional:** Florida St. 7, Lafayette 2; Illinois 8, Central Mich. 6; Mississippi St. 16, Brigham Young 5; Brigham Young 13, Lafayette 3; Florida St. 4, Central Mich. 2; Mississippi St. 5, Illinois 3; Mississippi St. 11, Florida St. 8; Illinois 8, Brigham Young 5; Florida St. 6, Illinois 4; Florida St. 11, Mississippi St. 9; Mississippi St. 4, Florida St. 3. **West I Regional:** San Diego St. 18, Middle Tenn. 6; Fresno St. 3, Southern Ill. 2; Stanford 7, Campbell 0; Southern Ill. 8, Campbell 7; Stanford 6, Middle Tenn. 1; San Diego St. 8, Fresno St. 4; Stanford 6, San Diego

St. 2; Southern Ill. 3, Fresno St. 1; San Diego St. 4, Southern Ill. 3 (10 inn.); Stanford 6, San Diego St. 2. **West II Regional:** Washington St. 13, Loyola Marymount 2; Oklahoma St. 7, UC Santa Barb. 2; Arizona St. 12, Pennsylvania 1; Pennsylvania 5, UC Santa Barb. 3; Arizona St. 11, Loyola Marymount 9; Oklahoma St. 14, Washington St. 0; Oklahoma St. 17, Arizona St. 9; Washington St. 8, Pennsylvania 2; Arizona St. 8, Washington St. 6 (10 inn.); Oklahoma St. 10, Arizona St. 5.

College World Series: Stanford 5, Ga. Southern 4 (10 inn.); Georgia 3, Mississippi St. 0; LSU 8, Citadel 2; Oklahoma St. 14, Cal St. Fullerton 4; Mississippi St. 15, Ga. Southern 1; Georgia 16, Stanford 2; Citadel 8, Cal St. Fullerton 7 (12 inn.); Oklahoma St. 7, LSU 1; Stanford 6, Mississippi St. 1; LSU 6, Citadel 1; Stanford 4, Georgia 2; Oklahoma St. 14, LSU 3; Georgia 5, Stanford 1. **Championship:** Georgia 2, Oklahoma St. 1.

1991 Atlantic Regional: Alabama 5, Florida Int'l 1; St. John's (N.Y.) 5, Georgia Tech 4; Florida St. 6, Coastal Caro. 0; Georgia Tech 11, Coastal Caro. 7; Florida St. 6, Florida Int'l 3; Alabama 5, St. John's (N.Y.) 2; Florida St. 5, Alabama 2; Georgia Tech 5, St. John's (N.Y.) 4; Alabama 8, Georgia Tech 4; Florida St. 6, Alabama 5. **Central Regional:** Oklahoma St. 9, Rutgers 4; Texas 16, UAB 3; Long Beach St. 6, Southern Miss. 5 (11 inn.); UAB 10, Rutgers 9; Texas 18, Southern Miss. 2; Long Beach St. 7, Oklahoma St. 5; Long Beach St. 17, Texas 10; Oklahoma St. 8, UAB 7 (10 inn.); Oklahoma St. 6, Texas 1; Oklahoma St. 12, Long Beach St. 8; Long Beach St. 8, Oklahoma St. 4. **East Regional:** Missouri 5, Jacksonville 4; North Carolina St. 11, Ohio 5; Florida 2, Furman 0; Furman 7, Ohio 2; Florida 3, Jacksonville 0; North Carolina St. 3, Missouri 1; Florida 9, North Carolina St. 4; Missouri 8, Furman 4; North Carolina St. 8, Missouri 5; Florida 3, North Carolina St. 2 (10 inn.). **Midwest Regional:** California 8, Baylor 3; Ohio St. 7, Rider 4; Wichita St. 10, East Caro. 5; East Caro. 6, Rider 5; Wichita St. 13, Baylor 7; California 10, Ohio St. 8; Wichita St. 8, California 1; Ohio St. 6, East Caro. 5; California 6, Ohio St. 5; Wichita St. 11, California 5. **Northeast Regional:** Clemson 13, Princeton 5; Mississippi St. 10, Towson 4; Maine 10, Villanova 3; Towson 5, Princeton 0; Clemson 8, Villanova 3; Mississippi St. 6, Maine 5; Clemson 10, Mississippi St. 9; Maine 8, Towson 0; Maine 8, Mississippi St. 5; Clemson 13, Maine 5. **South Regional:** South Ala. 5, Oklahoma 4 (10 inn.); Texas A&M 16, La.-Lafayette 4; LSU 13, Northwestern St. 2; La.-Lafayette 11, Northwestern St. 7; LSU 4, Oklahoma 3; Texas A&M 12, South Ala. 0; LSU 7, Texas A&M 1; La.-Lafayette 6, South Ala. 3; La.-Lafayette 13, Texas A&M 10; LSU 8, La.-Lafayette 5. **West I Regional:** Minnesota 5, Hawaii 3; Southern California 7, Middle Tenn. 5; Creighton 5, Pepperdine 3; Hawaii 7, Middle Tenn. 3; Southern California 17, Pepperdine 7; Creighton 8, Minnesota 3; Creighton 8, Southern California 7 (10 inn.); Hawaii 12, Minnesota 9; Hawaii 7, Southern California 3; Creighton 15, Hawaii 8. **West II Regional:** Miami (Fla.) 13, Portland 1; Stanford 12, San Diego St. 5; Fresno St. 7, Cal St. Northridge 2; Portland 12, San Diego St. 5; Cal St. Northridge 13, Miami (Fla.) 6; Fresno St. 4, Stanford 2; Stanford 15, Miami (Fla.) 7; Cal St. Northridge 12, Portland 7; Fresno St. 7, Stanford 5; Cal St. Northridge 6, Fresno St. 2; Fresno St. 6, Cal St. Northridge 5.

College World Series: Fresno St. 6, Florida St. 3; LSU 8, Florida 1; Creighton 8, Clemson 4; Wichita St. 8, Long Beach St. 5; Florida 5, Florida St. 0; LSU 15, Fresno St. 3; Long Beach St. 12, Clemson 11; Wichita St. 3, Creighton 2 (12 inn.); Florida 2, Fresno St. 1; Creighton 13, Long Beach St. 4; LSU 19, Florida 8; Wichita St. 11, Creighton 3. **Championship:** LSU 6, Wichita St. 3.

1992 Atlantic Regional: South Carolina 5, Notre Dame 1; North Carolina St. 6, Delaware 2; Miami (Fla.) 3, UMBC 1; Delaware 6, UMBC 5 (10 inn.); Notre Dame 6, Miami (Fla.) 3; South Carolina 9, North Carolina St. 6; Miami (Fla.) 5, North Carolina St. 4; Notre Dame 12, Delaware 6; Miami (Fla.) 17, South Carolina 2; Notre Dame 11, South Carolina 2; Miami (Fla.) 5, Notre Dame 1. **Central Regional:** Long Beach St. 7, La.-Lafayette 6; Texas 2, Va. Commonwealth 0; Creighton 11, Texas-Arlington 6; Va. Commonwealth 12, La.-Lafayette 5; Texas 17, Texas-Arlington 1; Long Beach St. 5, Creighton 2; Texas 9, Long Beach St. 1; Va. Commonwealth 5, Creighton 4 (11 inn.); Va. Commonwealth 16, Long Beach St. 6; Va. Commonwealth 4, Texas 2; Texas 12, Va. Commonwealth 3. **East Regional:** Texas A&M 15, California 6; Georgia Tech 5, George Mason 4; Florida 6, Rider 1; George Mason 10, Rider 2; California 4, Florida 3 (10 inn.); Georgia Tech 3, Texas A&M 2 (10 inn.); Texas A&M 6, Florida 5; California 16, George Mason 5; Texas A&M 7, Georgia Tech 5; California 3, Georgia Tech 2; California 11, Texas A&M 4. **Mideast Regional:** Clemson 8, Yale 4; Oklahoma 4, UCLA 3 (13 inn.); Mississippi St. 1, Nicholls St. 0 (11 inn.); Yale 13, Nicholls St. 4; UCLA 6, Clemson 5; Mississippi St. 9, Oklahoma 6; Oklahoma 7, Clemson 6; UCLA 8, Yale 0; Oklahoma 10, Mississippi St. 6; UCLA 3, Mississippi St. 2; Oklahoma 10, UCLA 0. **Midwest Regional:** Cal St. Northridge 5, Arizona St. 1; Oklahoma St. 12, Minnesota 11; Wichita St. 9, George Washington 0; Minnesota 19, George Washington 3; Wichita St. 3, Arizona St. 1; Oklahoma St. 5, Cal St. Northridge 0; Wichita St. 5, Oklahoma St. 0; Minnesota 7, Cal St. Northridge 6; Oklahoma St. 15, Minnesota 6; Wichita St. 5, Oklahoma St. 2. **South I Regional:** Cal St. Fullerton 3, Ohio St. 2; Tulane 4, South Ala. 2; LSU 8, Providence 1; Providence 4, South Ala. 0; Ohio St. 5, LSU 0; Cal St. Fullerton 8, Tulane 0; LSU 7, Tulane 3; Ohio St. 7, Providence 6 (12 inn.); Cal St. Fullerton 11, LSU 0; Cal St. Fullerton 13, Ohio St. 1. **South II Regional:** Stanford 2, Stetson 1 (12 inn.); Kent St. 5, Georgia 2; Western Caro. 1, Florida St. 0; Florida St. 2, Stetson 0; Stanford 7, Georgia 3; Western Caro. 14, Kent St. 1; Western Caro. 5, Stanford 0; Florida St. 4, Kent St. 2; Florida St. 9, Stanford 4; Florida St. 4, Western Caro. 3; Florida St. 18, Western Caro. 3. **West Regional:** Pepperdine 5, Fresno St. 4 (10 inn.); Southeastern La. 8, Hawaii 0; Washington 6, Arizona 5; Hawaii 10, Arizona 3; Washington 4, Fresno St. 3; Pepperdine 8, Southeastern La. 5; Pepperdine 11, Washington 0; Hawaii 10, Southeastern La. 3; Hawaii 9, Washington 3; Hawaii 6, Pepperdine 3; Pepperdine 9, Hawaii 0.

College World Series: Miami (Fla.) 4, California 3 (13 inn.); Cal St. Fullerton 7, Florida St. 2; Pepperdine 6, Wichita St. 0; Texas 15, Oklahoma 3; Florida St. 5, California 4; Miami (Fla.) 4, Cal St. Fullerton 3; Oklahoma 8, Wichita St. 4; Pepperdine 7, Texas 0; Cal St. Fullerton 6, Florida St. 0; Texas 8, Oklahoma 5; Cal St. Fullerton 7, Miami (Fla.) 5; Pepperdine 5, Texas 4; Cal St. Fullerton 8, Miami (Fla.) 1. **Championship:** Pepperdine 3, Cal St. Fullerton 2.

1993 Atlantic Regional: Wichita St. 14, Ohio St. 5; South Carolina 6, East Caro. 5; Georgia Tech 4, Liberty 1; East Caro. 6, Liberty 0; Ohio St. 7, Georgia Tech 4; Wichita St. 3, South Carolina 2; Georgia Tech 12, South Carolina 0; Ohio St. 6, East Caro. 2; Wichita St. 5, Georgia Tech 4 (10 inn.); Ohio St. 8, Wichita St. 6; Wichita St. 5, Ohio St. 3. **Central I Regional:** UCLA 6, Lamar 1; Hawaii 9, North Carolina 8; Texas A&M 13, Yale 1; North Carolina 11, Yale 6; Texas A&M 10, Lamar 5; UCLA 9, Hawaii 4; Texas A&M 11, UCLA 4; North Carolina 10, Hawaii 8; North Carolina 8, UCLA 5; Texas A&M 14, North Carolina 2. **Central II Regional:** Cal St. Fullerton 11, Maine 5; Texas 7, McNeese St. 4; Southern California 7, Kentucky 1; McNeese St. 16, Maine 3; Texas 8, Kentucky 3; Southern California 5, Cal St. Fullerton 2; Texas 11, Southern California 3; Cal St. Fullerton 2, McNeese St. 0; Southern California 5, Cal St. Fullerton 2; Texas 3, Southern California 2. **East Regional:** Long Beach St. 11, UCF 6; Notre Dame 15, Mississippi St. 1; Florida St. 4, South Fla. 2; UCF 4, South Fla. 3; Long Beach St. 2, Mississippi St. 1; Florida St. 7, Notre Dame 3 (10 inn.); Long Beach St. 4, Florida St. 1; Notre Dame 12, UCF 3; Notre Dame 4, Florida St. 3; Long Beach St. 13, Notre Dame 3. **Mideast Regional:** Fresno St. 7, Kansas 4; Clemson 7, Rutgers 3; Tennessee 7, UNC Charlotte 4; Rutgers 5, UNC Charlotte 1; Kansas 3, Tennessee 2; Clemson 10, Fresno St. 3; Fresno St. 6, Tennessee 2; Kansas 8, Rutgers 2; Fresno St. 11, Clemson 4; Kansas 9, Clemson 1; Kansas 3, Fresno St. 2 (10 inn.). **Midwest Regional:** North Carolina St. 12, Fordham 4; Auburn 9, Arizona 1; Oklahoma St. 9, Connecticut 5; Fordham 5, Connecticut 0; Arizona 5, North Carolina St. 2; Oklahoma St. 14, Auburn 10; North Carolina St. 13, Auburn 2; Arizona 18, Fordham 7; Oklahoma St. 8, North Carolina St. 3; Arizona 4, Oklahoma St. 0; Oklahoma St. 11, Arizona 10. **South Regional:** Baylor 4, Kent St. 1; South Ala. 7, Miami (Fla.) 3; LSU 7, Western Caro. 2; Western Caro. 10, Miami (Fla.) 5; Kent St. 15, LSU 12; South Ala. 9, Baylor 3; LSU 13, Baylor 6; Kent St. 8, Western Caro. 5; LSU 11, South Ala. 4; South Ala. 7, Kent St. 6; LSU 9, South Ala. 4. **West Regional:** Pepperdine 4, Minnesota 1; Cal St. Northridge 3, St. John's (N.Y.) 1; Arizona St. 13, George Mason 4; St. John's (N.Y.) 16, George Mason 9; Arizona St. 6, Minnesota 5; Cal St. Northridge 7, Pepperdine 6; Arizona St. 9, Cal St. Northridge 0; St. John's (N.Y.) 4, Pepperdine 1; St. John's (N.Y.) 11, Cal St. Northridge 10; Arizona St. 12, St. John's (N.Y.) 2.

College World Series: Texas A&M 5, Kansas 1; LSU 7, Long Beach St. 1; Wichita St. 4, Arizona St. 3 (11 inn.); Texas 6, Oklahoma St. 5; Long Beach St. 6, Kansas 1; LSU 13, Texas A&M 8; Oklahoma St. 5, Arizona St. 4; Wichita St. 7, Texas 6; Long Beach St. 6, Texas A&M 2; Oklahoma St. 7, Texas 6; Long Beach St. 10, LSU 8; Wichita St. 10, Oklahoma St. 4; LSU 6, Long Beach St. 5. **Championship:** LSU 8, Wichita St. 0.

1994 Atlantic I Regional: Minnesota 11, Kent St. 6; Florida 8, West Virginia 7; Miami (Fla.) 17, Rider 4; West Virginia 19, Rider 7; Miami (Fla.) 4, Kent St. 1; Minnesota 12, Florida 2; Miami (Fla.) 11, Minnesota 3; Florida 12, West Virginia 8; Florida 4, Minnesota 1; Miami (Fla.) 10, Florida 6. **Atlantic II Regional:** Ohio St. 6, Brigham Young 1; Jacksonville 7, Kansas 2; Florida St. 8, Central Mich. 6; Brigham Young 8, Central Mich. 6; Kansas 20, Ohio St. 6; Florida St. 5, Jacksonville 1; Jacksonville 6, Ohio St. 5; Brigham Young 8, Kansas 3; Florida St. 5, Jacksonville 1; Florida St. 7, Brigham Young 1. **Central Regional:** Oklahoma 10, Arkansas St. 3; Texas 8, Stanford 4; Nevada 11, Texas-San Antonio 8; Arkansas St. 10, Texas-San Antonio 5; Oklahoma 10, Stanford 4; Texas 16, Nevada 6; Oklahoma 15, Texas 4; Arkansas St. 4, Nevada 2; Texas 9, Arkansas St. 4; Oklahoma 6, Texas 3. **East Regional:** Old Dominion 9, Notre Dame 5; Auburn 7, Virginia Tech 0; Clemson 5, Citadel 1; Citadel 4, Virginia Tech 3; Notre Dame 8, Clemson 1; Auburn 11, Old Dominion 8 (10 inn.); Clemson 6, Old Dominion 1; Notre Dame 5, Citadel 1; Auburn 11, Clemson 5; Auburn 8, Notre Dame 0. **Mideast Regional:** Arizona St. 8, Western Caro. 6; Wright St. 14, North Carolina St. 12; Tennessee 9, Northeastern 6; North Carolina St. 5, Northeastern 2; Tennessee 6, Western Caro. 4; Arizona St. 7, Wright St. 4; Arizona St. 10, Tennessee 5; North Carolina St. 10, Wright St. 6; Tennessee 15, North Carolina St. 4; Arizona St. 5, Tennessee 4 (10 inn.). **Midwest I Regional:** TCU 11, Memphis 3; Cal St. Fullerton 11, Northwestern St. 3; Oklahoma St. 8, Illinois St. 2; Northwestern St. 8, Illinois St. 2; Memphis 12, Oklahoma St. 4; Cal St. Fullerton 4, TCU 1; Oklahoma St. 10, TCU 8; Memphis 14, Northwestern St. 9; Oklahoma St. 13, Cal St. Fullerton 11; Cal St. Fullerton 12, Memphis 5; Cal St. Fullerton 6, Oklahoma St. 5 (10 inn.). **Midwest II Regional:** Georgia Tech 7, Connecticut 0; Washington 10, Long Beach St. 4; Santa Clara 2, Wichita St. 1; Long Beach St. 16, Connecticut 9; Georgia Tech 13, Wichita St. 1; Washington 11, Santa Clara 7; Georgia Tech 6, Washington 2; Long Beach St. 6, Santa Clara 3; Washington 6, Long Beach St. 2; Washington 12, Georgia Tech 9 (14 inn.); Georgia Tech 18, Washington 7. **South Regional:** Tulane 7, Fresno St. 5; Southern California 19, UNC Greensboro 3; LSU 10, Southeastern La. 6; UNC Greensboro 22, Southeastern La. 12; LSU 6, Fresno St. 2; Southern California 5, Tulane 0; LSU 6, Southern California 2; UNC Greensboro 4, Tulane 1; Southern California 25, UNC Greensboro 9; LSU 12, Southern California 10.

College World Series: Georgia Tech 2, Cal St. Fullerton 0; Florida St. 6, LSU 3; Arizona St. 4, Miami (Fla.) 0; Oklahoma 5, Auburn 4; Georgia Tech 12,

Florida St. 4 (10 inn.); Cal St. Fullerton 20, LSU 6; Miami (Fla.) 7, Auburn 5; Oklahoma 4, Arizona St. 3 (11 inn.); Cal St. Fullerton 10, Florida St. 3; Arizona St. 9, Miami (Fla.) 5; Georgia Tech 3, Cal St. Fullerton 2 (12 inn.); Oklahoma 6, Arizona St. 1. **Championship:** Oklahoma 13, Georgia Tech 5.

1995 Atlantic I Regional: UCF 6, South Ala. 5; Old Dominion 5, Mississippi 3; Florida St. 18, Troy St. 3; Mississippi 8, Troy St. 5; Florida St. 7, South Ala. 2; Old Dominion 7, UCF 6; Florida St. 7, Old Dominion 2; Mississippi 10, UCF 4; Mississippi 5, Old Dominion 4; Florida St. 13, Mississippi 1. **Atlantic II Regional:** North Carolina 6, South Fla. 3; Florida Int'l 9, Texas A&M 5; Miami (Fla.) 3, Massachusetts 1; Texas A&M 14, Massachusetts 11; Miami (Fla.) 11, South Fla. 10; North Carolina 6, Florida Int'l 5; Miami (Fla.) 8, North Carolina 4; Texas A&M 4, Florida Int'l 2; Texas A&M 7, North Carolina 0; Texas A&M 4, Miami (Fla.) 0; Miami (Fla.) 5, Texas A&M 2. **East Regional:** Richmond 8, Jacksonville 2; Winthrop 4, Alabama 0; Clemson 8, Navy 4; Alabama 6, Navy 0; Clemson 11, Jacksonville 5; Winthrop 9, Richmond 8; Alabama 11, Richmond 4; Clemson 9, Winthrop 5; Alabama 14, Winthrop 0; Clemson 7, Alabama 4. **Mideast Regional:** California 4, Georgia Tech 3; Oklahoma St. 6, Pittsburgh 3; Tennessee 5, Citadel 2; Pittsburgh 12, Citadel 10; Tennessee 6, Georgia Tech 4; Oklahoma St. 15, California 4; Tennessee 14, Oklahoma St. 10; Pittsburgh 9, California 4; Oklahoma St. 15, Pittsburgh 13; Tennessee 3, Oklahoma St. 1 (11 inn.). **Midwest I Regional:** Texas Tech 24, Providence 5; Lamar 13, Wichita St. 11; Stanford 10, Arkansas 3; Wichita St. 6, Providence 2; Texas Tech 14, Arkansas 10; Stanford 8, Lamar 1; Texas Tech 3, Stanford 1; Lamar 4, Wichita St. 1; Stanford 16, Lamar 9; Stanford 3, Texas Tech 2; Stanford 6, Texas Tech 5. **Midwest II Regional:** Auburn 2, Pennsylvania 1; Texas 10, Ohio St. 5; Oklahoma 9, Indiana St. 6; Indiana St. 6, Pennsylvania 5; Auburn 8, Ohio St. 6; Oklahoma 13, Texas 9; Oklahoma 9, Auburn 8; Texas 3, Indiana St. 2; Auburn 4, Texas 2; Oklahoma 3, Auburn 1. **South Regional:** Cal St. Fullerton 7, Northeast La. 6; Rice 8, James Madison 7; LSU 5, Central Mich. 3; Central Mich. 14, Northeast La. 11; Cal St. Fullerton 9, James Madison 1; Rice 15, LSU 7; Cal St. Fullerton 17, Rice 7; LSU 10, Central Mich. 5; Rice 16, LSU 9; Cal St. Fullerton 8, Rice 7. **West Regional:** Southern California 10, Middle Tenn. 4; Long Beach St. 14, Southwest Mo. St. 11; Pepperdine 9, Fresno St. 5; Middle Tenn. 5, Southwest Mo. St. 3; Southern California 22, Fresno St. 17; Long Beach St. 14, Pepperdine 3; Southern California 6, Long Beach St. 5; Pepperdine 18, Middle Tenn. 17 (12 inn.); Long Beach St. 9, Pepperdine 5; Long Beach St. 4, Southern California 3; Southern California 9, Long Beach St. 2.
College World Series: Florida St. 3, Oklahoma 2; Miami (Fla.) 15, Southern California 10; Cal St. Fullerton 6, Stanford 5; Tennessee 3, Clemson 1; Miami (Fla.) 4, Florida St. 2; Southern California 9, Oklahoma 4; Cal St. Fullerton 11, Tennessee 1; Stanford 8, Clemson 3; Southern California 16, Florida St. 11; Tennessee 6, Stanford 2; Southern California 7, Miami (Fla.) 5; Cal St. Fullerton 11, Tennessee 0; Southern California 7, Miami (Fla.) 3. **Championship:** Cal St. Fullerton 11, Southern California 5.

1996 South I Regional: Stetson 9, South Ala. 8; Notre Dame 12, Virginia 1; Alabama 19, Princeton 2; Virginia 12, Princeton 2; Alabama 9, South Ala. 3; Stetson 7, Notre Dame 6; Alabama 3, Stetson 1; Virginia 7, Notre Dame 1; Virginia 5, Stetson 4 (10 inn.); Alabama 18, Virginia 8. **South II Regional:** LSU 9, Austin Peay 3; New Orleans 13, Georgia Tech 3; Tulane 10, UNLV 7; Georgia Tech 14, Austin Peay 3; LSU 7, UNLV 6; New Orleans 13, Tulane 5; LSU 17, New Orleans 4; Georgia Tech 7, Tulane 4; Georgia Tech 12, New Orleans 7; LSU 29, Georgia Tech 13. **East Regional:** Florida 7, Bucknell 0; Massachusetts 8, UCF 7; South Fla. 12, North Carolina St. 3; UCF 13, Bucknell 1; Florida 12, North Carolina St. 9; South Fla. 14, Massachusetts 8; Florida 6, South Fla. 4 (13 inn.); Massachusetts 7, UCF 5; Massachusetts 13, South Fla. 12; Florida 12, Massachusetts 2. **Atlantic Regional:** Ga. Southern 6, Old Dominion 0; West Virginia 8, Tennessee 4; Clemson 9, Charleston So. 1; Tennessee 8, Charleston So. 4; Clemson 5, Old Dominion 1; West Virginia 9, Ga. Southern 4; Clemson 6, West Virginia 3; Tennessee 6, Ga. Southern 1; Tennessee 10, West Virginia 4; Clemson 12, Tennessee 5. **West Regional:** Florida St. 16, Northeastern Ill. 0; Mississippi St. 6, UC Santa Barb. 2; Stanford 10, Cal St. Northridge 5; Cal St. Northridge 18, Northeastern Ill. 1; Florida St. 10, UC Santa Barb. 1; Stanford 8, Mississippi St. 6; Florida St. 5, Stanford 4; Cal St. Northridge 20, Mississippi St. 19; Cal St. Northridge 4, Stanford 3; Florida St. 9, Cal St. Northridge 2. **Midwest Regional:** Rice 17, Missouri 4; Cal St. Fullerton 19, Delaware 8; Wichita St. 4, Indiana 0; Indiana 10, Delaware 8; Wichita St. 9, Missouri 2; Cal St. Fullerton 7, Rice 3; Wichita St. 6, Cal St. Fullerton 1; Rice 11, Indiana 8; Rice 13, Cal St. Fullerton 10; Wichita St. 16, Rice 6. **Central I Regional:** Sam Houston St. 5, Miami (Fla.) 4; Southwest Mo. St. 5, Long Beach St. 3; UCLA 5, Texas 2; Miami (Fla.) 5, Long Beach St. 2; Texas 4, Sam Houston St. 2; Southwest Mo. St. 13, UCLA 2; UCLA 10, Sam Houston St. 8; Miami (Fla.) 9, Texas 7; UCLA 9, Southwest Mo. St. 4 (10 inn.); Miami (Fla.) 8, Southwest Mo. St. 2; Miami (Fla.) 8, UCLA 4. **Central II Regional:** Southern California 20, Akron 10; Oklahoma St. 6, Arkansas 5; Fresno St. 12, Texas Tech 5; Texas Tech 7, Akron 2; Southern California 15, Arkansas 5; Oklahoma St. 12, Fresno St. 5; Oklahoma St. 9, Southern California 3; Texas Tech 13, Fresno St. 2; Southern California 13, Texas Tech 10 (11 inn.); Oklahoma St. 10, Southern California 2.
College World Series: Alabama 7, Oklahoma St. 5; Miami (Fla.) 7, Clemson 3; Florida 5, Florida St. 2; LSU 9, Wichita St. 8; Miami (Fla.) 15, Alabama 1; Clemson 8, Oklahoma St. 5 (10 inn.); LSU 9, Florida 4; Florida St. 8, Wichita St. 4; Clemson 14, Alabama 13; Florida 6, Florida St. 3; Miami (Fla.) 14, Clemson 5; LSU 2, Florida 1. **Championship:** LSU 9, Miami (Fla.) 8.

1997 Atlantic Regional: Arizona St. 10, Florida Int'l 2; Florida 4, St. John's (N.Y.) 3; Miami (Fla.) 11, Richmond 4; Richmond 10, St. John's (N.Y.) 4; Miami (Fla.) 5, Florida Int'l 2; Arizona St. 3, Florida 2; Arizona St. 10, Miami (Fla.) 3; Florida 16, Richmond 2; Miami (Fla.) 6, Florida 5 (11 inn.); Miami (Fla.) 7, Arizona St. 6; Miami (Fla.) 6, Arizona St. 5. **Central Regional:** Clemson 13, Nevada 9; Rice 5, Southwest Mo. St. 2; Southwest Tex. St. 7, Texas Tech 6 (11 inn.); Southwest Mo. St. 4, Texas Tech 2; Nevada 7, Southwest Tex. St. 1; Rice 10, Clemson 6; Southwest Tex. St. 12, Clemson 7; Southwest Mo. St. 10, Nevada 9; Rice 13, Southwest Tex. St. 9; Rice 25, Southwest Mo. St. 6. **East Regional:** South Fla. 5, UCF 4; Auburn 11, Western Caro. 3; Florida St. 4, Marist 2; Western Caro. 8, Marist 3; Florida St. 16, UCF 2; Auburn 9, South Fla. 0; Auburn 8, Florida St. 7; South Fla. 9, Western Caro. 4; Florida St. 6, South Fla. 5; Florida St. 9, Auburn 7; Auburn 5, Florida St. 2. **Mideast Regional:** Georgia Tech 5, Tennessee Tech 0; Washington 5, La.-Lafayette 4; Mississippi St. 8, Ohio St. 5; Tennessee Tech 5, Ohio St. 3; Georgia Tech 8, La.-Lafayette 0; Washington 5, Mississippi St. 4; Washington 8, Georgia Tech 4; Mississippi St. 25, Tennessee Tech 5; Mississippi St. 10, Georgia Tech 2; Mississippi St. 7, Washington 5; Mississippi St. 4, Washington 3. **Midwest Regional:** Harvard 7, UCLA 2; Tennessee 5, Ohio 2; Oklahoma St. 8, Stetson 1; UCLA 15, Ohio 1; Harvard 8, Stetson 6; Oklahoma St. 6, Tennessee 1; Oklahoma St. 10, Harvard 7; UCLA 5, Tennessee 3; UCLA 14, Harvard 9; UCLA 14, Oklahoma St. 2; UCLA 22, Oklahoma St. 2. **South I Regional:** Long Beach St. 1, Oklahoma 0; South Ala. 12, Houston 6; LSU 14, UNC Greensboro 0; UNC Greensboro 9, Houston 5; LSU 14, Oklahoma 3; South Ala. 12, Long Beach St. 4; South Ala. 11, LSU 5; Long Beach St. 14, UNC Greensboro 4; LSU 14, Long Beach St. 7 (11 inn.); LSU 14, South Ala. 4; LSU 15, South Ala. 4. **South II Regional:** North Carolina St. 10, Wichita St. 9 (10 inn.); Virginia Tech 3, Southern California 2; Alabama 8, Troy St. 5; Southern California 5, Troy St. 2; Alabama 6, Wichita St. 2; North Carolina St. 12, Virginia Tech 6; Alabama 6, North Carolina St. 3; Southern California 6, Virginia Tech 2; Southern California 13, North Carolina St. 4; Alabama 9, Southern California 8 (10 inn.). **West Regional:** Fresno St. 2, Texas A&M 1; Santa Clara 5, Cal St. Fullerton 0; Stanford 12, Northeastern 3; Cal St. Fullerton 8, Northeastern 4; Stanford 3, Texas A&M 1; Santa Clara 8, Fresno St. 1; Stanford 9, Santa Clara 2; Fresno St. 8, Cal St. Fullerton 7; Fresno St. 10, Santa Clara 7; Stanford 5, Fresno St. 2.
College World Series: Stanford 8, Auburn 3; LSU 5, Rice 4; Miami (Fla.) 7, UCLA 3 (12 inn.); Alabama 3, Mississippi St. 2; LSU 10, Stanford 5; Auburn 10, Rice 1; Miami (Fla.) 6, Alabama 1; Mississippi St. 7, UCLA 5; Stanford 11, Auburn 4; Alabama 9, Mississippi St. 5; LSU 13, Stanford 9; Alabama 8, Miami (Fla.) 6; Alabama 8, Miami (Fla.) 2. **Championship:** LSU 13, Alabama 6.

1998 East Regional: Southern California 10, Fordham 6; South Ala. 2, Va. Commonwealth 1; Clemson 12, Citadel 3; Citadel 5, Fordham 1; Va. Commonwealth 14, Southern California 4; South Ala. 2, Clemson 1 (16 inn.); Southern California 8, Clemson 5; Va. Commonwealth 3, Citadel 2 (11 inn.); Southern California 3, South Ala. 2; South Ala. 6, Va. Commonwealth 0; Southern California 4, South Ala. 3. **Atlantic I Regional:** Texas Tech 6, North Carolina 2; South Carolina 21, Florida Int'l 9; Miami (Fla.) 21, Bowling Green 6; Florida Int'l 13, Bowling Green 7; North Carolina 6, Miami (Fla.) 5; South Carolina 9, Texas Tech 8; Miami (Fla.) 13, Texas Tech 0; North Carolina 8, Florida Int'l 2; Miami (Fla.) 14, South Carolina 2; North Carolina 4, South Carolina 2; Miami (Fla.) 7, North Carolina 4. **Atlantic II Regional:** Oklahoma 6, Delaware 3; Rutgers 17, Auburn 15; Florida St. 10, Liberty 7; Auburn 3, Liberty 2; Florida St. 27, Delaware 6; Oklahoma 9, Rutgers 7; Florida St. 23, Oklahoma 2; Auburn 7, Rutgers 4; Auburn 9, Oklahoma 8; Florida St. 16, Auburn 10. **South I Regional:** Richmond 12, Baylor 10; Wake Forest 14, Illinois 12; Florida 12, Monmouth 8; Illinois 12, Monmouth 2; Baylor 10, Florida 5; Wake Forest 6, Richmond 5; Florida 15, Richmond 3; Illinois 8, Baylor 7 (13 inn.); Florida 12, Wake Forest 9; Illinois 13, Wake Forest 4; Florida 7, Illinois 6. **South II Regional:** Tulane 11, La.-Lafayette 5; Cal St. Fullerton 16, Harvard 1; LSU 18, Nicholls St. 4; Harvard 6, Nicholls St. 5 (10 inn.); LSU 15, La.-Lafayette 6; Cal St. Fullerton 10, Tulane 6; LSU 13, Cal St. Fullerton 11; Harvard 14, Tulane 11; Cal St. Fullerton 11, Harvard 7; LSU 14, Cal St. Fullerton 3. **Central Regional:** Rice 11, Oral Roberts 1; Mississippi St. 7, Washington 6; Texas A&M 17, UNC Charlotte 0; Oral Roberts 20, UNC Charlotte 13; Washington 20, Rice 11; Texas A&M 4, Mississippi St. 3; Mississippi St. 15, Rice 14; Washington 13, Oral Roberts 6; Mississippi St. 10, Texas A&M 9; Texas A&M 6, Washington 4; Mississippi St. 11, Texas A&M 5. **Midwest Regional:** Arizona St. 8, Arkansas 4; Oklahoma St. 13, Georgia Tech 4; Wichita St. 7, Southeast Mo. St. 4; Georgia Tech 14, Southeast Mo. St. 5; Arkansas 3, Wichita St. 2 (11 inn.); Oklahoma St. 13, Arizona St. 8; Arizona St. 6, Wichita St. 4; Georgia Tech 2, Arkansas 0; Arizona St. 13, Oklahoma St. 5; Georgia Tech 6, Oklahoma St. 5; Arizona St. 3, Georgia Tech 1. **West Regional:** North Carolina St. 12, Long Beach St. 3; Alabama 8, Minnesota 2; Loyola Marymount 6, Stanford 2; Stanford 19, Minnesota 1; Long Beach St. 19, Loyola Marymount 9; North Carolina St. 13, Alabama 10; Alabama 13, Loyola Marymount 5; Long Beach St. 5, Stanford 1; Alabama 9, North Carolina St. 2; Long Beach St. 10, North Carolina St. 6; Long Beach St. 5, Alabama 3.
College World Series: Arizona St. 11, Florida St. 10; Miami (Fla.) 3, Long Beach St. 1; LSU 12, Southern California 10; Mississippi St. 14, Florida 13; Arizona St. 9, Miami (Fla.) 2; Long Beach St. 7, Florida St. 4; LSU 10, Mississippi St. 8; Southern California 12, Florida 10 (11 inn.); Long Beach St. 6, Miami (Fla.) 3; Southern California 7, Mississippi St. 1; Arizona St. 14, Long Beach St. 4; Southern California 5, LSU 4; Southern California 7, LSU 3. **Championship:** Southern California 21, Arizona St. 14.

1999 Miami (Fla.) Regional: Florida Int'l 4, Fla. Atlantic 1; Miami (Fla.) 15, Bethune-Cookman 9; Fla. Atlantic 12, Bethune-Cookman 0; Miami (Fla.) 6, Florida Int'l 4; Fla. Atlantic 1, Florida Int'l 0; Miami

(Fla.) 3, Fla. Atlantic 2. **Winston-Salem Regional:** Richmond 5, Virginia Tech 3; Wake Forest 22, Siena 4; Virginia Tech 11, Siena 5; Wake Forest 12, Richmond 1; Richmond 11, Virginia Tech 8; Richmond 9, Wake Forest 3; Wake Forest 13, Richmond 3. **Houston Regional:** La.-Lafayette 13, Texas 6; Houston 6, Southwest Tex. St. 4; Texas 7, Southwest Tex. St. 5; La.-Lafayette 5, Houston 3; Houston 8, Texas 5; La.-Lafayette 19, Houston 8. **Lubbock Regional:** Wis.-Milwaukee 8, Rice 4; Texas Tech 5, Rutgers 2; Rice 6, Rutgers 1; Texas Tech 8, Wis.-Milwaukee 5; Rice 27, Wis.-Milwaukee 1; Rice 3, Texas Tech 1; Rice 15, Texas Tech 11. **Tuscaloosa Regional:** Southern Miss. 20, South Ala. 13; Alabama 16, Navy 3; South Ala. 10, Navy 0; Alabama 10, Southern Miss. 4; Southern Miss. 10, South Ala. 9; Alabama 7, Southern Miss. 6. **Baton Rouge Regional:** LSU 11, Northeast La. 4; East Caro. 13, Southern 2; Southern 8, Northeast La. 7 (10 inn.); East Caro. 11, LSU 10; LSU 6, Southern 3; LSU 12, East Caro. 10; LSU 9, East Caro. 0. **Wichita Regional:** UCLA 12, Oklahoma St. 6; Wichita St. 13, Oral Roberts 5; Oklahoma St. 12, Oral Roberts 4; Wichita St. 4, UCLA 2; Oklahoma St. 17, UCLA 10; Oklahoma St. 11, Wichita St. 8; Oklahoma St. 7, Wichita St. 6. **Waco Regional:** Minnesota 4, Arizona 3; Baylor 7, Eastern Ill. 3; Eastern Ill. 13, Arizona 4; Baylor 6, Minnesota 4; Minnesota 15, Eastern Ill. 10; Baylor 22, Minnesota 6. **Tallahassee Regional:** Jacksonville 7, Providence 5; Florida St. 24, Citadel 6; Providence 12, Citadel 1; Florida St. 9, Jacksonville 2; Providence 9, Jacksonville 8; Florida St. 14, Providence 3. **Auburn Regional:** Winthrop 8, Tulane 7 (11 inn.); Auburn 9, North Carolina St. 7; Tulane 11, North Carolina St. 5; Auburn 8, Winthrop 6; Tulane 15, Winthrop 8; Tulane 7, Auburn 5; Auburn 13, Tulane 9. **Fayetteville Regional:** Southwest Mo. St. 23, Clemson 5; Arkansas 10, Delaware 6; Clemson 17, Delaware 3; Southwest Mo. St. 9, Arkansas 8 (10 inn.); Clemson 12, Arkansas 4; Clemson 8, Southwest Mo. St. 7; Clemson 7, Southwest Mo. St. 5. **College Station Regional:** Long Beach St. 4, Mississippi 3 (10 inn.); Texas A&M 6, Monmouth 0; Mississippi 12, Monmouth 3; Long Beach St. 7, Texas A&M 5; Texas A&M 13, Mississippi 6; Texas A&M 9, Long Beach St. 5; Texas A&M 17, Long Beach St. 7. **Palo Alto Regional:** North Carolina 8, Nevada 5 (12 inn.); Stanford 10, Loyola Marymount 2; Nevada 4, Loyola Marymount 3; Stanford 7, North Carolina 4; Nevada 5, North Carolina 1; Stanford 7, Nevada 4. **Los Angeles Regional:** Southern California 10, Va. Commonwealth 0; Pepperdine 4, Harvard 0; Va. Commonwealth 3, Harvard 2; Southern California 5, Pepperdine 3; Pepperdine 12, Va. Commonwealth 5; Pepperdine 4, Southern California 3; Southern California 12, Pepperdine 7. **Columbus Regional:** Mississippi St. 18, Nebraska 14; Ohio St. 4, Bowling Green 1; Nebraska 10, Bowling Green 5; Ohio St. 6, Mississippi St. 3; Mississippi St. 13, Nebraska 7; Ohio St. 10, Mississippi St. 7. South Bend Regional: Cal St. Fullerton 6, Michigan 5; Notre Dame 8, Creighton 1; Michigan 13, Creighton 5; Cal St. Fullerton 6, Notre Dame 3; Michigan 11, Notre Dame 5; Cal St. Fullerton 9, Michigan 4. **Coral Gables Super Regional:** Miami (Fla.) 10, Wake Forest 2; Miami (Fla.) 8, Wake Forest 1. **Tallahassee Super Regional:** Florida St. 10, Auburn 2; Florida St. 6, Auburn 3. **Tuscaloosa Super Regional:** Alabama 13, LSU 6; Alabama 13, LSU 5. **Columbus Super Regional:** Ohio St. 10, Cal St. Fullerton 7; Cal St. Fullerton 11, Ohio St. 5; Cal St. Fullerton 13, Ohio St. 2. **Houston Super Regional:** La.-Lafayette 12, Rice 8; Rice 10, La.-Lafayette 1; Rice 8, La.-Lafayette 3. **College Station Super Regional:** Texas A&M 20, Clemson 3; Clemson 10, Texas A&M 3; Texas A&M 5, Clemson 4. **Waco Super Regional:** Oklahoma St. 18, Baylor 11; Baylor 17, Oklahoma St. 7; Oklahoma St. 6, Baylor 2. **Palo Alto Super Regional:** Stanford 1, Southern California 0; Stanford 5, Southern California 3. **College World Series:** Alabama 11, Oklahoma St. 3; Miami (Fla.) 8, Rice 4; Florida St. 7, Texas A&M 3; Stanford 9, Cal St. Fullerton 2; Miami (Fla.) 8, Alabama 1; Rice 7, Oklahoma St. 2; Stanford 10, Florida St. 6; Cal St. Fullerton 4, Texas A&M 2; Alabama 6. Rice 5; Florida St. 7, Cal St. Fullerton 2; Miami (Fla.) 5, Alabama 2; Florida St. 8, Stanford 6; Florida St. 14, Stanford 11. **Championship:** Miami (Fla.) 6, Florida St. 5.

2000 Columbia Regional: Wake Forest 8, Seton Hall 3; South Carolina 6, Liberty 4; Liberty 10, Seton Hall 2; South Carolina 6, Wake Forest 1; Wake Forest 4, Liberty 2; South Carolina 8, Wake Forest 4. **Lafayette Regional:** East Caro. 12, Marist 3; La.-Lafayette 11, McNeese St. 5; Marist 6, McNeese St. 5; La.-Lafayette 5, East Caro. 3; East Caro. 8, Marist 7 (11 inn.); La.-Lafayette 8, East Caro. 5. **Minneapolis Regional:** Nebraska 2, Butler 1; Minnesota 10, Wichita St. 7; Wichita St. 15, Butler 5; Nebraska 4, Minnesota 1; Wichita St. 5, Minnesota 1; Nebraska 8, Wichita St. 1. **Palo Alto Regional:** Alabama 8, Nevada 2; Stanford 5, Fresno St. 1; Nevada 13, Fresno St. 5; Stanford 8, Alabama 6; Alabama 6, Nevada 5; Alabama 14, Stanford 9; Stanford 16, Alabama 6. **Houston Regional:** Rice 5, Texas Tech 2; Houston 7, Princeton 6; Texas Tech 10, Princeton 1; Houston 5, Rice 2; Rice 11, Texas Tech 4; Rice 5, Houston 4; Houston 9, Rice 5. **Waco Regional:** San Jose St. 4, Florida 1; Southwest Texas State 6, Baylor 0; Florida 10, Baylor 1; San Jose St. 5, SW Texas State 2; Florida 14, SW Texas State 0; Florida 8, San Jose St. 7; San Jose St. 2, Florida 1. **Starkville Regional:** Notre Dame 8, Tulane 4; Mississippi St. 9, South Ala. 2; Tulane 4, South Ala. 3; Mississippi St. 8, Notre Dame 1; Notre Dame 10, Tulane 6; Notre Dame 7, Mississippi St. 0; Mississippi St. 10, Notre Dame 9. **Clemson Regional:** Illinois 3, Old Dominion 1; Clemson 4, Middle Tenn. 0; Middle Tenn. 6, Old Dominion 5; Clemson 9, Illinois 3; Middle Tenn. 4, Illinois 3; Clemson 21, Middle Tenn. 3. **Baton Rouge Regional:** LSU 19, Jackson St. 1; La.-Monroe 8, New Orleans 3; New Orleans 24, Jackson St. 9; LSU 21, La.-Monroe 0; La.-Monroe 10, New Orleans 4; LSU 5, La.-Monroe 3. **Oklahoma City Regional:** UCLA 13, Delaware 12; Oklahoma 6, Oral Roberts 5 (11 inn.); Oral Roberts 4, Delaware 2; UCLA 10, Oklahoma 5; Oklahoma 9, Oral Roberts 7; UCLA 11, Oklahoma 3. **Montclair Regional:** Rutgers 4, Army 3; North Carolina 14, Penn St. 5; Penn St. 3, Army 1; North Carolina 9, Rutgers 3; Penn St. 6, Rutgers 5; Penn St. 6, North Carolina 5; Penn St. 10, North Carolina 3. **Tempe Regional:** Texas 5, Creighton 4; Arizona St. 15, Miami (Ohio) 7; Miami (Ohio) 6, Creighton 3; Arizona St. 3 Texas 1; Texas 11, Miami (Ohio) 1; Texas 6, Arizona St. 4; Texas 9, Arizona 7. **Coral Gables Regional:** Fla. Atlantic 14, Florida Int'l 6; Miami (Fla.) 19, Wagner 5; Florida Int'l 10, Wagner 1; Miami (Fla.) 11, Fla. Atlantic 5; Florida Int'l 7, Fla. Atlantic 0; Miami (Fla.) 14, Florida Int'l 4. **Tallahassee Regional:** UCF 4, Evansville 1; Florida St. 6, Bethune-Cookman 3; Evansville 6, Bethune-Cookman 5; UCF 9, Florida St. 8; Florida St. 11, Evansville 2; Florida St. 6, UCF 1; Florida St. 8, UCF 1. **Fullerton Regional:** Southern California 8, Virginia Tech 3; Loyola Marymount 6, Cal St. Fullerton 4; Cal St. Fullerton 8, Virginia Tech 6; Loyola Marymount 5, Cal St. Fullerton 2; Southern California 13, Loyola Marymount 5; Southern California 8, Cal St. Fullerton 3. **Atlanta Regional:** Stetson 9, Auburn 5; Georgia Tech 11, Ga. Southern 9; Auburn 11, Ga. Southern 5; Georgia Tech 24, Stetson 1; Stetson 13, Auburn 10; Georgia Tech 16, Stetson 11. **Columbia Super Regional:** South Carolina 6, La.-Lafayette 3; La.-Lafayette 7, South Carolina 1; La.-Lafayette 3, South Carolina 2. **Tallahassee Super Regional:** Florida St. 9, Miami (Fla.) 2; Miami (Fla.) 7, Florida St. 5; Florida St. 6, Miami (Fla.) 1. **Atlanta Super Regional:** Southern California 7, Georgia Tech 2; Southern California 6, Georgia Tech 3. **Clemson Super Regional:** Clemson 11, Mississippi St. 4; Clemson 9, Mississippi St. 4. **Baton Rouge Super Regional:** LSU 8, UCLA 2; LSU 14, UCLA 8. **Austin Super Regional:** Texas 7, Penn St. 3; Texas 10, Penn St. 0. **Houston Super Regional:** San Jose St. 5, Houston 3; Houston 5, San Jose St. 2 (14 inn.); San Jose St. 3, Houston 2. **Palo Alto Super Regional:** Nebraska 7, Stanford 3; Stanford 7, Nebraska 1; Stanford 5, Nebraska 3. **College World Series:** Clemson 10, San Jose St. 6; Stanford 6, La.-Lafayette 4; Southern California 6, Florida St. 4; LSU 13, Texas 5; Stanford 10, Clemson 4; La. -Lafayette 6, San Jose St. 3; LSU 10, Southern California 4; Florida St. 6, Texas 2; La.-Lafayette 5, Clemson 4; Florida St. 3, Southern California 2; Stanford 19, La.-Lafayette 9; LSU 6, Florida St. 3. **Championship:** LSU 6, Stanford 5.

2001 Fullerton Regional: Arizona St. 12, Texas Tech 3; Cal St. Fullerton 17, Temple 3; Texas Tech 14, Temple 3; Cal St. Fullerton 13, Arizona St. 3; Texas Tech 9, Arizona St. 8; Texas Tech 11, Cal St. Fullerton 5; Cal St. Fullerton 9, Texas Tech 2. **Columbus Regional**: Mississippi St. 9, Kent St. 8 (10 inn.); Delaware 5, Ohio St. 4 (10 inn.); Kent St. 9, Ohio St. 8; Mississippi St. 4, Delaware 3; Kent St. 12, Delaware 11; Mississippi St. 14, Kent St. 4. **Houston Regional:** Rice 11, Texas-Arlington 4; Baylor 7, Houston 1; Texas-Arlington 7, Houston 6; Baylor 11, Rice 10; Rice 14, Texas-Arlington 2; Rice 7, Baylor 4; Rice 5, Baylor 4. **Lincoln Regional:** Nebraska 16, Northern Iowa 6, Rutgers 4, Brigham Young 3; Northern Iowa 10, Brigham Young 1; Nebraska 5, Rutgers 4; Rutgers 6, Northern Iowa 5; Nebraska 14, Rutgers 10. **New Orleans Regional:** Oklahoma St. 5, Mississippi 4 (10 inn.); Tulane 22, Southern U. 9; Mississippi 10, Southern U. 2; Tulane 13, Oklahoma St. 10; Oklahoma St. 16, Mississippi 7; Tulane 9, Oklahoma St. 8. **Baton Rouge Regional:** LSU 10, Minnesota 9; Va. Commonwealth 9, California 7; California 9, Minnesota 3; LSU 13, Va. Commonwealth 9; Va. Commonwealth 11, California 2; Va. Commonwealth 10, LSU 7; LSU 14, Va. Commonwealth 9. **Columbia Regional:** UCF 13, Princeton 12 (12 inn.); South Carolina 16, Citadel 0; Princeton 11, Citadel 6; UCF 8, South Carolina 6; South Carolina 11, Princeton 7; South Carolina 9, UCF 7; South Carolina 5, UCF 2. **Stanford Regional:** Texas 11, Long Beach St. 2; Stanford 4, Marist 3; Marist 7, Long Beach St. 6; Texas 4, Stanford 3; Stanford 6, Marist 0; Stanford 10, Texas 9 (10 inn.); Stanford 4, Texas 3. **Miami Regional:** Florida 10, Stetson 9; Miami (Fla.) 14, Bucknell 6; Stetson 7, Bucknell 0; Miami (Fla.) 6, Florida 2; Stetson 6, Florida 3; Miami (Fla.) 16, Stetson 8. **Clemson Regional:** Seton Hall 7, South Ala. 2; Clemson 4, William & Mary 1; South Ala. 8, William & Mary 4; Clemson 24, Seton Hall 4; Seton Hall 8, South Ala. 7; Clemson 8, Seton Hall 2. **Knoxville Regional:** Tennessee Tech 9, Wake Forest 7, Tennessee 2, Middle Tenn. 1; Wake Forest 6, Middle Tenn. 3; Tennessee 11, Tennessee Tech 0; Wake Forest 18, Tennessee Tech 5; Wake Forest 10, Tennessee 3; Tennessee 6, Wake Forest 3. **Wilson Regional:** South Fla. 7, Winthrop 2; East Caro. 7, UMBC 0; Winthrop 6, UMBC 0; East Caro. 12, South Fla. 8; Winthrop 6, South Fla. 1; East Caro. 7, Winthrop 3. **Athens Regional:** Coastal Caro. 5, Georgia Tech 3; Ga. Southern 4, Georgia 3; Georgia 13, Georgia Tech 5; Coastal Caro. 12, Ga. Southern 3; Georgia 10, Ga. Southern 9 (11 inn.); Georgia 9, Coastal Caro. 3; Georgia 8, Coastal Caro. 7. **Tallahassee Regional:** Auburn 8, Jacksonville 7 (10 inn.), Florida St. 8, Bethune-Cookman 1; Jacksonville 3, Bethune-Cookman 0; Florida St. 10, Auburn 6; Auburn 3, Jacksonville 2; Florida St. 9, Auburn 6. **South Bend Regional:** Notre Dame 12, Wis.-Milwaukee 4, Florida Int'l 17, UC Santa Barb. 4; UC Santa Barb. 13, Wis.-Milwaukee 12; Florida Int'l 7, Notre Dame 6 (10 inn.); Notre Dame 11, UC Santa Barb. 10 (10 inn.); Notre Dame 5, Florida Int'l 2; Florida Int'l 5, Notre Dame 4. **Los Angeles Regional:** Southern California 12, Oral Roberts 4, Pepperdine 4, Fresno St. 0; Fresno St. 2, Oral Roberts 1; Southern California 4, Pepperdine 3; Fresno St. 8, Pepperdine 6; Southern California 8, Fresno St. 0. **Fullerton Super Regional:** Cal St. Fullerton 13, Mississippi St. 2; Cal St. Fullerton 9, Mississippi St. 3; **Lincoln Super Regional:** Nebraska 7, Rice 0; Nebraska 9, Rice 6 (10 inn.). **New Orleans Super Regional:** LSU 4, Tulane 3 (13 inn.); Tulane 9, LSU 4; Tulane 7, LSU 1. **Stanford Super Regional:** Stanford 11, South Carolina 1; South Carolina 4, Stanford 3; Stanford 3, South Carolina 2. **Miami Super Regional:** Miami (Fla.) 10, Clemson 8; Miami (Fla.) 14, Clemson 6. **Knoxville Super Regional:** Tennessee 13, East Caro. 10; Tennessee 6, East Caro. 3. **Athens Super Regional:** Georgia 8, Florida St. 7 (10 inn.); Florida St. 11, Georgia 6; Georgia 8, Florida St. 3. **Los Angeles Super Regional:** Southern California 5, Florida Int'l 1; *Southern California 6, Florida Int'l 0. **College World Series:** Stanford 13, Tulane 11; Cal St. Fullerton 5, Nebraska 4; Southern California 11, Georgia 5; Miami

(Fla.) 21, Tennessee 13; Tulane 6, Nebraska 5; Stanford 5, Cal St. Fullerton 2 (10 inn.); Tennessee 19, Georgia 12; Miami (Fla.) 4, Southern California 3; Cal St. Fullerton 11, Tulane 2; Tennessee 10, Southern California 2; Stanford 4, Cal St. Fullerton 1; Miami (Fla.) 12, Tennessee 6. **Championship:** Miami (Fla.) 12, Stanford 1.

2002 Tallahassee Regional: UCF 6, South Fla. 1; Florida St. 11, Stetson 8; South Fla. 14, Stetson 13; Florida St. 7, UCF 3; South Fla. 7, UCF 2; Florida St. 13, South Fla. 6. **South Bend Regional:** Notre Dame 8, Ohio St. 6; South Ala. 7, Kent St. 4; Ohio St. 12, Kent St. 8; Notre Dame 25, South Ala. 1; Ohio St. 6, South Ala. 4; Notre Dame 9, Ohio St. 6. **Los Angeles Regional:** Southern California 5, Brigham Young 4 (12 inn.); Cal St. Northridge 7, Maine 4; Brigham Young 12, Maine 5; Southern California 7, Cal St. Northridge 5; Brigham Young 7, Cal St. Northridge 2; Southern California 13, Brigham Young 10. **Stanford Regional:** Long Beach St. 6, San Jose St. 3; Stanford 3, Cal St. Fullerton 2 (13 inn.); Cal St. Fullerton 9, San Jose St. 1; Stanford 5, Long Beach St. 4; Long Beach St. 4, Cal St. Fullerton 0; Stanford 8, Long Beach St. 4. **Austin Regional:** Baylor 4, Lamar 2; Texas 7, Central Conn. St. 2; Lamar 9, Central Conn. St. 4; Texas 10, Baylor 8; Baylor 10, Lamar 9; Texas 2, Baylor 0. **Tempe Regional:** Houston 9, New Mexico St. 0; Arizona St. 6, San Diego 3; San Diego 2, New Mexico St. 1; Houston 8, Arizona St. 4; Arizona St. 11, San Diego 1; Houston 8, Arizona St. 3. **Baton Rouge Regional:** LSU 5, Southern U. 4; La.-Lafayette 6, Tulane 3; Tulane 10, Southern U. 2; La.-Lafayette 5, LSU 0; LSU 4, Tulane 2; LSU 12, La.-Lafayette 2; LSU 12, La.-Lafayette 2. **Houston Regional:** Rice 8, Harvard 3; Texas Tech 5, Washington 4; Washington 4, Harvard 2; Rice 6, Texas Tech 0; Washington 3, Texas Tech 1; Washington 7, Rice 6; Rice 14, Washington 2. **Clemson Regional:** East Caro. 13, Elon 7; Clemson 15, Ga. Southern 1; Ga. Southern 6, Elon 2; Clemson 4, East Caro. 2; East Caro. 7, Ga. Southern 3; Clemson 21, East Caro. 1. **Wichita Regional:** Arkansas 8, Oklahoma 5; Oral Roberts 6, Wichita St. 1; Wichita St. 8, Oklahoma 4; Arkansas 7, Oral Roberts 6; Oral Roberts 15, Wichita St. 8; Arkansas 11, Oral Roberts 6. **Lincoln Regional:** Nebraska 7, Wis.-Milwaukee 2; Marist 5, Southwest Mo. St. 4 (11 inn.); Southwest Mo. St. 6, Wis.-Milwaukee 1; Nebraska 9, Marist 1; Southwest Mo. St. 5, Marist 2; Nebraska 14, Southwest Mo. St. 3. **Winston-Salem Regional:** Richmond 15, Navy 5; Wake Forest 12, George Washington 6; Navy 6, George Washington 4; Richmond 3, Wake Forest 2; Wake Forest 13, Navy 1; Wake Forest 5, Richmond 4 (10 inn.); Richmond 7, Wake Forest 5. **Columbia Regional:** North Carolina 5, James Madison 0; South Carolina 6, Va. Commonwealth 3; James Madison 5, Va. Commonwealth 2; South Carolina 9, North Carolina 6; North Carolina 9, James Madison 7; North Carolina 8, South Carolina 4; South Carolina 3, North Carolina 1. **Gainesville Regional:** Miami (Fla.) 9, Fla. Int'l 1; Florida 13, Bethune-Cookman 1; Bethune-Cookman 7, Fla. Int'l 4; Miami (Fla.) 7, Florida 2; Florida 21, Bethune-Cookman 10; Florida 11, Miami (Fla.) 10 (10 inn.); Miami (Fla.) 8, Florida 7. **Atlanta Regional:** Georgia 7, Louisville 1; Georgia Tech 6, Coastal Caro. 0; Coastal Caro. 9, Louisville 1; Georgia Tech 3, Georgia 0; Georgia 9, Coastal Caro. 7; Georgia Tech 8, Georgia 7. **Tuscaloosa Regional:** Fla. Atlantic 16, Auburn 11; Southeast Mo. St. 7, Alabama 4; Alabama 6, Auburn 3; Fla. Atlantic 12, Southeast Mo. St. 6; Alabama 7, Southeast Mo. St. 4; Alabama 7, Fla. Atlantic 2; Fla. Atlantic 6, Alabama 5. **Tallahassee Super Regional:** Notre Dame 10, Florida St. 4; Florida St. 12, Notre Dame 5; Notre Dame 3, Florida St. 1. **Stanford Super Regional:** Stanford 4, Southern California 2; Stanford 5, Southern California 3. **Austin Super Regional:** Houston 2, Texas 0; Texas 17, Houston 2; Texas 5, Houston 2. **Houston Super Regional:** Rice 6, LSU 0; Rice 3, LSU 0. **Clemson Super Regional:** Arkansas 9, Clemson 6; Clemson 8, Arkansas 7; Clemson 7, Arkansas 4. **Lincoln Super Regional:** Nebraska 2, Richmond 0; Richmond 6, Nebraska 2; Nebraska 11, Richmond 6. **Columbia Super Regional:** South Carolina 10, Miami (Fla.) 7; Miami (Fla.) 5, South Carolina 2; South Carolina 6, Miami (Fla.) 4. **Atlanta Super Regional:** Georgia Tech 14, Fla. Atlantic 3; Georgia Tech 11, Fla. Atlantic 5. **College World Series:** Georgia Tech 11, South Carolina 0; Clemson 11, Nebraska 10; Stanford 4, Notre Dame 3; Texas 2, Rice 1; South Carolina 10, Nebraska 8; Clemson 9, Georgia Tech 7; Notre Dame 5, Rice 3; Texas 8, Stanford 7; South Carolina 9, Georgia Tech 5; Stanford 5, Notre Dame 3; South Carolina 12, Clemson 4; Texas 6, Stanford 5; South Carolina 10, Clemson 2; Texas 12, South Carolina 6.

2003 Tallahasee Regional: South Ala. 14, Rutgers 1; Florida St. 6, Jacksonville 0; Rutgers 8, Jacksonville 5; South Ala. 8, Florida St. 6; Florida St. 17, Rutgers 7; Florida St. 13, South Ala. 5; Florida St. 12, South Ala. 2. **Austin Regional:** Lamar 3, Arkansas 2; Texas 7, Bucknell 0; Arkansas 10, Bucknell 7; Texas 7, Lamar 3; Lamar 7, Arkansas 6; Lamar 6, Texas 2; Texas 6, Lamar 3. **Cary, N.C. Regional:** Va. Commonwealth 6, Western Caro. 0; North Carolina St. 8, LeMoyne 2; Western Caro. 9, LeMoyne 7; North Carolina St. 4, Va. Commonwealth 3 (10 inn.); Western Caro. 2, Va. Commonwealth 0; North Carolina St. 6, Western Caro. 4 (14 inn.). **Coral Gables Regional:** Fla. Atlantic 4, Florida 3; Miami (Fla.) 10, Bethune-Cookman 5; Florida 8, Bethune-Cookman 6; Miami (Fla.) 1, Fla. Atlantic 0; Florida 22, Fla. Atlantic 14; Florida 15, Miami (Fla.) 5; Miami (Fla.) 13, Florida 10. **Rice Regional:** Rice 3, McNeese St. 2 (10 inn.); Wichita St. 4, Mississippi 2; Mississippi 7, McNeese St. 1; Rice 10, Wichita St. 1; Wichita St. 5, Mississippi 4; Rice 5, Wichita St. 2. **College Station Regional:** Alabama 9, Houston 3; Texas A&M 6, Oral Roberts 3; Houston 4, Oral Roberts 2; Texas A&M 16, Alabama 5; Houston 16, Alabama 8; Houston 7, Texas A&M 6; Houston 7, Texas A&M 6 (10 inn.). **Lincoln Regional:** Nebraska 16, Eastern Mich. 11; Southwest Mo. St. 8, Coastal Caro. 3; Southwest Mo. St. 4, Nebraska 2; Nebraska 18, Eastern Mich. 2; Nebraska 9, Southwest Mo. St. 5; Southwest Mo. St. 7, Nebraska 0. **Auburn Regional:** Ohio St. 10, Clemson 8; Auburn 5, Princeton 2; Clemson 7, Princeton 6 (10 inn.); Ohio St. 6, Auburn 2; Auburn 15, Clemson 0; Ohio St. 9, Auburn 7. **Baton Rouge Regional:** LSU 11, Northeastern 8; Tulane 8, UNC Wilmington 3; UNC Wilmington 12, Northeastern 6; LSU 13, Tulane 5; UNC Wilmington 9, Tulane 8 (10 inn.); LSU 9, UNC Wilmington 8 (11 inn.) **Hattiesburg Regional:** Southern 5, Southern Miss. 3; Baylor 7, Murray St. 6; Southern Miss. 18, Murray St. 0; Baylor 10, Southern 3; Southern Miss. 18, Southern 1; Baylor 3, Southern Miss. 2. **Tempe Regional:** New Mexico St. 14, UNLV 12 (11 inn.); Arizona St. 14, Central Conn. St. 2; UNLV 22, Central Conn. St. 3; Arizona St. 15, New Mexico St. 0; UNLV 16, New Mexico St. 10; Arizona St. 16, UNLV 1. **Fullerton Regional:** Notre Dame 13, Arizona 5; Cal St. Fullerton 3, San Diego 1; San Diego 5, Arizona 2; Cal St. Fullerton 4, Notre Dame 3; Notre Dame 6, San Diego 3; Cal St. Fullerton 8, Notre Dame 1. **Palo Alto Regional:** UC Riverside 10, Richmond 8; Stanford 7, Ill.-Chicago 2; Richmond 5, Ill.-Chicago 0; Stanford 13, UC Riverside 6; Richmond 8, UC Riverside 1; Stanford 19, Richmond 6. **Long Beach Regional:** Washington 5, Minnesota 3; Long Beach St. 6, Pepperdine 1; Minnesota 7, Pepperdine 5; Long Beach St. 7, Washington 2; Washington 4, Minnesota 1; Long Beach St. 7, Washington 2. **Starkville Regional:** North Carolina 4, Missouri 3 (11 inn.); Mississippi St. 10, Middle Tenn. 4; Missouri 13, Middle Tenn. 7; North Carolina 10, Mississippi St. 5; Mississippi St. 10, Missouri 5; North Carolina 8, Mississippi St. 6 (11 inn.). **Atlanta Regional:** South Carolina 4, East Carolina 0; Stetson 5, Georgia Tech 4; East Carolina 10, Georgia Tech 3; South Carolina 7, Stetson 2; Stetson 9, East Carolina 4; South Carolina 9, Stetson 3. **Tallahassee Super Regional:** Texas 8, Florida St. 3; Texas 6, Florida St. 5. **Coral Gables Super Regional:** Miami (Fla.) 10, North Carolina St. 9; Miami (Fla.) 11, North Carolina St. 5 (11 innings). **Rice Super Regional:** Houston 5, Rice 2; Rice 10, Houston 2; Rice 5, Houston 2. **Columbus Super Regional:** Southwest Mo. St. 13, Ohio St. 8; Southwest Mo. St. 13, Ohio St. 7. **Baton Rouge Super Regional:** Baylor 4, LSU 1; LSU 6, Baylor 5; LSU 20, Baylor 5. **Fullerton Super Regional:** Cal St. Fullerton 5, Arizona St. 1; Arizona St. 7, Cal St. Fullerton 6; Cal St. Fullerton 7, Arizona St. 1. **Palo Alto Super Regional:** Stanford 5, Long Beach St. 1; Stanford 4, Long Beach St. 2. **Columbia Super Regional:** South Carolina 5, North Carolina 4; South Carolina 14, North Carolina 4. **College World Series:** Stanford 8, South Carolina 0; Cal St. Fullerton 8, LSU 2; Rice 4, Southwest Mo. St. 2; Texas 13, Miami (Fla.) 2; South Carolina 11, LSU 10; Cal St. Fullerton 6, Stanford 5; Miami (Fla.) 7, Southwest Mo. St. 5; Rice 12, Texas 2; Stanford 13, South Carolina 6, Texas 5, Miami (Fla.) 1; Stanford 5, Cal St. Fullerton 3; Rice 5, Texas 4; Stanford 7, Cal St. Fullerton 5. **Championship Series (Best two out of three):** Rice 4, Stanford 3; Stanford 8, Rice 3; Rice 14, Stanford 2.

Baseball

DIVISION II

Photo by Cliff Williams/NCAA Photos

Central Missouri State shortstop Andy Mayfield tags out Tampa baserunner Wally Quigg during the title game.

2003 Championship

Edited by Ty Halpin.

Highlights

Stubborn Mules Win Title: Saving its best for last, Central Missouri State claimed the the school's second national title, rallying to defeat Tampa, 11-4, May 31.

Down 4-3 after five innings, the Mules scored eight unanswered runs to defeat Tampa in front of 2,616 at Paterson Field in Montgomery, Alabama.

The Mules struck early, scoring two runs in the first and plating another in the second. Tampa answered with four scores in the bottom of the fourth, taking a 4-3 lead.

Central Missouri State (51-7) rallied for two runs in the sixth on a two-out single by Danny Guidry, giving Central Missouri State a lead it would not relinquish. Guidry was 2-for-4 with two runs scored and three RBI, earning all-tournament honors.

Danny Powers (10-0) allowed seven hits and four runs in seven innings to earn his second win of the tournament.

Central Missouri State also won the national title in 1994. Tampa had won its last three national title games, the last in 1998.

For more, see the June 9, 2003 issue of the NCAA News at www.ncaa.org.

TEAM STANDINGS

	W	L	AB	R	H	BA	E	DP	FA	IP	R	ER	ERA
Central Mo. St.	4	0	156	31	54	.346	3	6	.981	40.0	15	15	3.38
Tampa	3	1	167	42	56	.335	5	7	.967	36.0	22	21	5.25
Franklin Pierce	2	2	142	20	43	.303	10	4	.936	35.0	33	24	6.17
Abilene Christian	0	2	75	5	22	.293	8	2	.893	16.0	19	14	7.88
Grand Valley St.	1	2	106	16	31	.292	4	1	.965	27.0	18	14	4.67
Slippery Rock	0	2	66	9	17	.258	3	1	.958	17.0	11	9	4.76
UC Davis	1	2	102	13	26	.255	3	1	.972	26.0	17	14	4.85
Kennesaw St.	2	2	150	21	35	.233	8	2	.957	39.2	22	19	4.31

BATTING LEADERS

(Minimum 10 at-bats)

	AVG	G	AB	R	H	RBI	2B	3B	HR	SB
Mike Callahan, Franklin Pierce	.571*	4	14	3	8	3	2	0	0	0
Joe Mertes, Grand Valley St.	.500	3	10	1	5	4	3	0	0	0
Stephen Downey, Central Mo. St.	.474	4	19	3	9*	2	1	0	0	3*
Zach Norman, Central Mo. St.	.471	4	17	3	8	6	0	0	1	1
Elijah Beckwith, Grand Valley St.	.455	3	11	3	5	3	0	0	0	0
Jeremy Lundberg, Grand Valley St.	.455	3	11	1	5	1	1	0	0	0
Kevin Gergel, Kennesaw St.	.455	3	11	2	5	2	0	0	1	0
Andrew Reisinger, UC Davis	.455	3	11	2	5	2	1	0	0	1
Jay Hyland, Tampa	.450	4	20*	4	9*	13*	1	0	3*	0
Eric Cavers, Franklin Pierce	.444	4	18	5	8	3	5*	0	0	2

Departmental Leaders*. Other Leaders: AB –20, Gene Reynolds and Wally Quigg, Tampa; Runs-7, Tim Duff and Reynolds, Tampa; HR-2, Five tied; SB-3, Reynolds, Tampa.

PITCHING LEADERS

(Minimum nine innings pitched)

	W	L	SV	ERA	G	CG	IP	H	R	ER	BB	SO
Joey Watts, Tampa	1	0	0	3.00	2	0	9.0	6	3	3	4	10
Tyler Cummings, Franklin Pierce	1	0	0	3.00	1	1	9.0	8	3	3	0	7
Danny Powers, Central Mo. St.	2	0	0	3.60	2	0	15.0	12	6	6	0	8
Eric Beattie, Tampa	1	1	0	4.15	2	0	13.0	18	7	6	3	10
Grant Reynolds, Kennesaw St.	1	1	0	4.95	2	0	9.1	13	6	5	2	6

Results

SOUTH REGIONAL

AT LAKELAND, FLORIDA

MAY 15

Presbyterian ..... 000 200 010— 3 6 1
Tampa ..... 041 040 02x—11 19 0
Richard Barkley, Matt Boone (5), Zachary Matthews (6), Bryan Cromer (8) and Dusty New; Eric Beattie, Craig Benner (8) and Matt Armstrong, Tim Duff. W—Beattie. L—Barkley.

Tusculum ..... 200 001 200—5 11 2
Fla. Southern ..... 000 013 22x—8 9 0
Brian Lovett, Wes Hill (6), Jason Davis (7), and Doug Hering, Adam Beacham; Ryan Thompson, Trent Tyler (7), Jason Mack (7), Gabe Rio (8) and Everett Jones. HR—Matt Mercurio (Fla. Southern), Logan Roberts (Fla. Southern). W—Mack. L—Hill. S—Rio.

MAY 16

Presbyterian ..... 220 100 010—6 12 2
Tusculum ..... 100 002 031—7 19 2
Travis Hill, Robert Cole (7), Matt Boone (9), and Dusty New; Chap Morris, Kenny Lewis (4) and Doug Hering. W—Lewis. L—Boone.

Fla. Southern ..... 000 024 000—6 12 0
Tampa ..... 010 030 001—5 8 0
Brian Reves, Jason Mack (5), Ryan Cahalan (8), Gabe Rio (9), Trent Tyler (9), and Everett Jones; Joey Watts, Justin Boza (6), and Tim Duff. HR—Matt Mercurio (Fla. Southern), Logan Roberts (Fla. Southern). W—Mack. L—Watts. S—Tyler.

Tampa ..... 000 304 100—8 11 0
Tusculum ..... 001 100 000—2 5 3
Casey McKenzie and Matt Armstrong; Jeff Bryant, Wes Hill (6), Kevin Pyzik (7), Justin Aldridge (7), James Ulsh (9) and Doug Hering. W—McKenzie. L—Bryant.

MAY 17

Tampa ..... 211 000 020— 6 10 0
Fla. Southern ..... 000 000 000—10 10 2
Josh Weis, Carrington Fisk (7), and Tim Duff; Nick Diyorio, Trent Tyler (3), Joe Walczack (8) and Everett Jones. HR—Matt Armstrong (Tampa). W—Weis. L—Diyorio. S—Fisk

Fla. Southern ..... 002 000 000—4 10 1
Tampa ..... 030 201 40x—0 8 1
Andy Parish, Jason Mack (2), Ryan Thompson (3), Gabe Rio (6), Ryan Cahalan (8), and Ryan Anderson; Justin Boza, Craig Benner (3), Eric Beattie (4), and Tim Duff. HR—Matt Joyce, Ryan Anderson (Fla. Southern). W—Beattie. L—Thompson.

CENTRAL REGIONAL

AT WARRENSBURG, MISSOURI

MAY 15

Northwest Mo. St..... 002 010 000— 3 11 2
Rockhurst ..... 160 204 12x—16 19 0
Brian Bosley, Kenton Klopfenstein (2), Kaleb May (7), and Mike Ruff; Adrian Duran, Geoff Brown (8), Ryan Land (9), and Vince Armillio, and John Larson. HR—Raymond Chang (Rockhurst) and Russ Wachter (Rockhurst). W—Duran. L—Bolsey.

Minn. Duluth..... 200 010 500— 8 6 1
Central Mo. St. ..... 650 000 01x—12 12 1
Tim Battaglia, Scott Christenson (2), and Mike Hanson; Phil Sobkow, B.J. Kissel (7), Rob Bergin (8), Eric Horner (9), and Brandon Pugh. HR—Pugh (Central Mo. St.). W—Sobkow. L—Battaglia.

MAY 16

Northwest Mo. St..... 012 010 010—5 12 1
Minn. Duluth..... 000 001 002—3 10 2
Jeremy Teter, Van Gilmore (6), Edgar Jones (9), David Dugan (9), and Mike Ruff; Brandon Broxey, Luke Hagman (8), and Nate Cermak, Mike Hanson. HR—John Sipes (Northwest Mo. St.). W—Teter. L—Broxey.

MAY 17

Central Mo. St. ..... 206 030 000—11 17 3
Rockhurst ..... 004 001 011— 7 9 0
Danny Powers, Chris Kilgore (8), Rob Bergin (8), Eric Horner, and Brandon Pugh; Justin Shelton, Charlie Tholl (3), and Vince Armillio, Ryan Anderson, John Larson. W—Powers. L—Shelton.

Rockhurst ..... 000 000 025—7 7 1
Northwest Mo. St..... 101 200 000—4 7 6
Josh Shelton, Nick Landy (5), and Vince Armillio; Alex Budden, Brett Jones (8), David Dugan (8), and Mike Ruff. HR—Josh Hydeman and Raymond Chang (Rockhurst), John Bothoff (Northwest Mo. St.). W—Landy. L—Dugan.

MAY 17

Rockhurst ..... 100 000 000— 1 10 3
Central Mo. St. ..... 040 007 20x—13 13 3
Paul Hiatt, Geoff Brown (6), Andrew Silver (6), Colby Parks (8), and Vince Armillio; Nick Denning, B.J. Kissel (7), Rob Bergin (8), Eric Horner (9), and Brandon Pugh. HR—Zach Norman (Central Mo. St.). W—Denning. L—Paul Hiatt.

NORTH ATLANTIC REGIONAL

AT SLIPPERY ROCK, PENNSYLVANIA

MAY 15

Shippensburg ..... 001 100 002—4 12 0
West Chester..... 000 000 000—0 4 1
Lee McClintock and Matt DeSanto; Jeff Brennan, Mike Robinson (8), Kyle Frees (9), and Jared Nace, Dan Toner. W—McClintock. L—Brennan.

Kutztown..... 000 100 000—1 5 2
Slippery Rock ..... 000 001 11x—3 9 1
Rob McCuen and Clay Kuklick; Steve Norris and Luke Mollis. W—Norris. L—McCuen.

MAY 16

West Chester..... 000 000 000—0 6 1
Kutztown..... 000 000 20x—2 7 1
Dan Gentekos, Michael Robinson (7), Kevin Kulick (8), and Dan Toner; Matt Haverly and Clay Kulick. W—Haverly. L—Gentekos.

Slippery Rock ..... 000 100 000—1 5 7
Shippensburg ..... 002 000 00x—2 7 1
John Katich and Luke Mollis; Evan Englebrook and Matt DeSanto. W—Englebrook. L—Katich.

Slippery Rock ..... 100 010 000—2 6 3
Kutztown..... 000 000 010—1 0 1
Mike Sikorski and Luke Mollis; Paul Garber, Donald Langdon (8), and John Yearsley, Gary Canuso. HR—Nathan Statzer (Slippery Rock). W—Sikorski. L—Garber.

MAY 17

Shippensburg ..... 000 100 000— 1 8 0
Slippery Rock ..... 300 002 50x—10 15 0
Ben Boyles, Ryan Torborg (8), and Matt DeSanto; Nick Armstrong and Luke Mollis. HR—Billy Wolf, Matt Kozusko (Slippery Rock). W—Armstrong. L—Boyles.

Slippery Rock ..... 000 320 101—7 12 3
Shippensburg ..... 000 400 100—5 13 1
Dave Sansom, Rocky D'Angelo (8), and Luke Mollis; Aaron Winters, Matt Arnold (7), and Matt DeSanto. HR—Alan Reichl (Slippery Rock). W—Sansom. L—Winters.

NORTH CENTRAL REGIONAL

AT ALLENDALE, MICHIGAN

MAY 16

Ashland ..... 000 000 220 001—5 10 2
Mo.-St. Louis..... 000 020 011 000—4 8 3
Ryan Hartzell, Ryan Douglas (10) and Josh Gaub; Greg Bierling, Josh Green (8), Colby Hughes (8), Steven McCoy (12), and Scott Miller, Doug Miles. HR—Brock Wiskochil (Ashland) and Jason Barren (Mo.-St. Louis). W—Douglas. L—McCoy.

Indianapolis ..... 000 001 001—2 7 1
Grand Valley St..... 000 012 10x—4 9 2
Blake Wyatt, Chad Kauffman (8) and Jake Beck; Phil Mixter, Joe Finnerty (9) and Elijah Beckwith. HR—Joe Mertes. W—Mixter. L—Wyatt. S—Finnerty.

MAY 17

Mo.-St. Louis..... 011 010 010—4 9 6
Indianapolis ..... 100 024 00x—7 9 1
Bobby Tiefenauer, Josh Green (6) and Doug Wiles; Nolan Bastien, Chad Kauffman (5) and Jake Beck. W—Kauffman. L—Tiefenauer.

Grand Valley St ..... 000 100 001 01—3 3 2
Ashland..... 100 010 000 00—2 7 0
Matt Rafeld, Joe Finnerty (10), and Elijah Beckwith; Jon Krugman, Ryan Douglas (10), Nathan Wright (12) and Josh Gaub. HR—Kevin Boyd (Grand Valley St.), Elijah Beckwith (Grand Valley St.). W—Finnerty. L—Douglas.

Ashland ..... 000 000 000—0 6 1
Indianapolis ..... 001 000 00x—1 4 1
Nathan Wright and Jake Beck; Chase Huotari, Chad Kauffman (8), and Josh Gaub. W—Huotari. L—Wright.

MAY 18

Indianapolis ..... 000 021 400— 7 15 2
Grand Valley St..... 610 001 04x—12 14 2
Gary Maurer, Dustin Thompson (1), Nick Bastien (2), Chad Kauffman (5) and Justin Haire, Jake Beck; Nick Bultema, Ben Slein (6), David Olson (8), and Elijah Beckwith. HR—Tony Pfennig (Grand Valley St.), Joe Brunink (Grand Valley St.), Joe Mertes (Grand Valley St.). W—Bultema. L—Maurer. S—Olson

NORTHEAST CENTRAL REGIONAL

AT LOWELL, MASSACHUSETTS

MAY 15

New Haven ..... 000 000 002—2 4 0
Mass.-Lowell..... 000 000 001—1 3 1
Steve Bray and Joshua Place; Brad Laurin, Dan Larson (9), and Allen Mottram. W—Bray. L—Laurin.

Franklin Pierce ..... 020 110 000—4 10 0
Dowling ..... 020 000 000—2 5 0
Matt Weagle, Tyler Cummings (9) and Eric Cavers; Raul Moreno and Brian Rath. HR—Paul McAuliffe (Franklin Pierce). W—Weagle. L—Moreno. S—Cummings.

MAY 16

Mass.-Lowell..... 000 106 000—7 13 1
Dowling ..... 000 010 200—3 5 2
Steve Palazzolo, Joseph Malzone (7), David Ouellette (9) and Allen Mottram; Scott Jellous, Paul Will (6), William Wieland (9) and Brian Rath. W—Palazzolo. L—Jellous.

Franklin Pierce ..... 020 000 000 1—3 8 0
New Haven ..... 000 100 010 0—2 10 4
Jon White and Eric Cavers; Chris DiRoma and Joshua Place. W—White. L—DiRoma.

Mass.-Lowell..... 011 010 050—8 13 2
New Haven ..... 000 200 001—3 7 4
Billy Lynch and Allen Mottram; Ryan LaMarche, Bill Demarco (8), Jim O'Malia (9) and Joshua Place, Matt Moran. W—Lynch. L—LaMarche.

MAY 17

Mass.-Lowell..... 000 101 100—3 11 1
Franklin Pierce ..... 000 021 20x—5 10 0
Patrick Shirley, David Ouellette (7), and Allen Mottram; Tyler Cummings, Greg Basile (8), and Eric Cavers. HR—Adam McCusker (Mass.-Lowell). W—Cummings. L—Shirley.

SOUTH ATLANTIC REGIONAL

AT JACKSONVILLE, FLORIDA

MAY 15

Kennesaw St. ..... 350 010 000—9 9 0
Armstrong Atlantic ..... 230 100 000—6 11 2
Grant Reynolds, Travis King (4) and Kevin Gergel, Derrick Tucker; Jeremy Olson, George Fletcher (3), and Andrew Graham. W—King. L—Olson.

Francis Marion ..... 120 012 000—6 10 4
North Fla. ..... 020 100 301—7 11 1
Eric Jones and Kenneth Yaeger, Phil Shantz; Brian Rauch, Justin Cerrato (6), and Jesse Collins. W—Cerrato. L—Jones.

MAY 16

Armstrong Atlantic ..... 110 301 000—6 7 0
Francis Marion ..... 500 021 10x—9 13 1
Jon Dobyns and Andrew Graham; Phil Padgett, Bubba Strickland (5), and Phil Shantz. HR—Michael Pelly (Armstrong Atlantic) Jason Weaver (Francis Marion). W—Strickland. L—Dobyns.

North Fla. ..... 110 501 101—10 12 0
Francis Marion ..... 000 000 000— 0 4 2
Jacob Dixon, Adam Highsmith (8) and Jesse Collins, Randy Hart; Kenny Cooley, Jerry Love (5), Kyle Appenzeller (8), Mitch Norris (9) and Kenneth Yaeger. HR—William Kovatch (North Fla.). W—Dixon. L—Cooley.

North Fla. ..... 002 010 202—7 11 0
Kennesaw St. ..... 330 000 20x—8 13 2
Robert Burris, Billy Layman (7) and Jesse Collins; Kevin Poole, Scott Bradley (7) and Kevin Gergel, Derrick Tucker. HR—Joseph Russell (North Fla.), Scott Conway (Kennesaw St.). W—Bradley. L—Burris.

MAY 17

Kennesaw St. ..... 100 000 003—4 6 0
North Fla. ..... 000 000 010—1 7 3

Adam Brandenburg, Grant Reynolds (8) and Kevin Gergel, Derrick Tucker; Derek Feldman, Brian Rauch (2), Justin Cerrato (8), Billy Layman (9) and Jesse Collins. HR—Scott Conway (Kennesaw St.). W—Reynolds. L—Cerrato.

SOUTH CENTRAL REGIONAL

AT CLEVELAND, MISSISSIPPI

MAY 15

Abilene Christian ..... 007 001 010—9 13 0
Central Okla. ..... 110 000 003—5 7 0
Robert Newland, Justin Whitlock (9) and Chris Churchill; Joe Neal, Chad Ashley (3), Josh Hilburn (7), Chase Smith (9) and Blake Dean. HR—Ryan Barker (Abilene Christian), Drew Bowers (Central Okla.). W—Newland. L—Neal.

Southeastern Okla. ..... 003 000 010—4 10 2
Delta St. ..... 000 800 00x— 8 7 1
Brad Grieveson, Wes Cain (4), Kyle Coffey (6) and Shawn Fischer; Dusty Hughes and Craig Newton. HR—Brandon Raines (Southeastern Okla.). W—Hughes. L—Grieveson.

MAY 16

Central Okla. ..... 400 101 204—12 14 2
Southeastern Okla. ..... 410 100 200— 8 12 3
Skip Weast and Blake Deen; Todd Howard, Justin Bowen (9), Wes Cain (9) and Shawn Fischer. HR—Chad Fox (Southeastern Okla.), Ryan Brnardic (Southeastern Okla.), Brandon Raines (Southeastern Okla.). W—Weast. L—Howard.

Delta St. ..... 120 002 000— 5 9 1
Abilene Christian ..... 100 117 40x—14 19 1
Matt McAlpine, Brad Lightsey (6), Josh Andrus (6), Chad Greenlee (8) and Craig Newton, Justin King; Brad Massey, Justin Whitlock (6) and Chris Churchill. HR—Andy Dillard (Delta St.). W—Whitlock. L—McAlpine.

Delta St. ..... 010 091 007—18 21 1
Central Okla ..... 201 000 050— 8 10 3
Josh Barton, Chad Greenlee (8), Justin King and Sid Naron; Kyle Nevels, Ray Wood (5), Joe Neal (5), Chase Smith (9), Josh Hilburn (9) and Blake Deen. HR—Jud Thigpen (Delta St.), John Rogers (Central Okla.). W—Barton. L—Nevels.

MAY 18

Abilene Christian ..... 022 411 300—13 14 1
Delta St. ..... 140 020 300—10 13 6
Brandon Shaw, Kade Simmons (2), Justin Whitlock (6) and Chris Churchill; Brad Lightsey, Joel Lyons (4) and Johnathan Mitcham (4), Chris Reed (5), Dusty Hughes (9) and Justin King. HR—Creighton Bryan (Abilene Christian), Jud Thigpen (Delta St.). W—Shaw. L—Lightsey.

WEST REGIONAL

AT CLEVELAND, MISSISSIPPI

MAY 15

UC Davis ..... 200 301 420—12 16 0
Sonoma St. ..... 000 000 026— 8 14 6
Michael Potter, Jack Boyl (9), Travis Bearden (9) and Andrew Reisinger; Ryan McClelland, Nick Wilcox (9) and Dennis Peters, Darrel Jacks. W—Potter. L—McClelland.

Western Ore. ..... 100 140 110—8 12 1
Fort Hays St. ..... 010 521 00x—9 11 1
Donavan Martin, Jesse Hedeen (4), J.R. Calderwood (8), Steve Suetos (8) and Greg McCarthy; Landon Harper, Ben Ford (7), Kelly Gebhart (8) and Jerod Goodale. HR—Bryce Gardinier (Western Ore.), Adam Sterling, Chris Steffens (Fort Hays St.). W—Harper. L—Hedeen.

MAY 17

Fort Hays St. ..... 000 000 000—0 0 0
UC Davis ..... 000 101 10x—3 15 0
Scott Chew, Ben Ford (6), Kyle Allis (6) and Jerod Goodale; Dave McKae and Andrew Reisinger. HR—David Butterworth (UC Davis). W—McKae. L—Chew.

Sonoma St. ..... 420 000 130—10 14 1
Western Ore. ..... 010 000 210— 4 8 2
Tim Worthington, Nick Wilcox (9) and Greg McCarthy; Luke Holscher, Justin Olson (2), J.R. Calderwood (8), Chris Wilkins (9) and Brad Shannon. HR—Tom Everidge (Sonoma St.), Armando Ornelas (Sonoma St.). W—Worthington. L—Holscher.

Sonoma St. ..... 000 101 002—4 10 3
Fort Hays St. ..... 002 000 100—3 7 0
Darren Sack, Landon Buck (8) and Brandon Shannon; John Daily, Ben Ford (7), Kelly Gebhart (8), Justin Trout (9) and Nick Birnbaum, Jerod Goodale. W—Landon Buck. L—Gebhart.

MAY 18

UC Davis ..... 130 000 001—5 14 1
Sonoma St. ..... 000 000 000—0 5 0
Julio Marquez, Travis Bearden (8), and Andrew Reisinger; Noah Sweeters, Aaron Damm (4), Ryan McClelland (9), Brett Wedding (9), Jeff Henning (9), and Brad Shannon. W—Marquez. L—Sweeters.

FINALS

AT MONTGOMERY, ALABAMA

GAME NO. 1—MAY 24

FRANKLIN PIERCE 2, SLIPPERY ROCK 1

Slippery Rock	AB	R	H	RBI	BB	SO	PO	A
Joe Neidrick, cf	3	0	0	0	1	2	3	0
Nathan Statzer, ss	4	0	0	0	0	0	0	3
Alan Reichl, 2b	4	1	2	0	0	0	3	2
Bill Wolfe, dh	3	0	0	1	0	1	0	0
Brandon Stewart, 1b	3	0	0	0	0	1	4	0
Chase Rowe, 3b	3	0	2	0	1	0	0	1
Ben Marzullo, rf	4	0	1	0	0	2	4	0
Luke Mollis, c	3	0	1	0	1	5	0	0
Matt Kozusko, lf	3	0	0	0	0	0	3	0
Steve Norris, p	0	0	0	0	0	0	2	1
Dave Sansom, p	0	0	0	0	0	0	0	0
TOTALS	30	1	6	1	2	7	24	7

Franklin Pierce	AB	R	H	RBI	BB	SO	PO	A
Eric Caver, c	4	1	2	0	0	0	7	1
Paul McAuliffe, cf	4	1	1	1	0	0	5	0
Dante Blancarte, dh	3	0	0	0	1	1	0	0
Dan Close, rf	4	0	0	1	0	1	1	1
Josh Coughlin, 1b	3	0	0	0	0	1	6	1
Elliott Shea, lf	3	0	1	0	0	0	1	0
Mike Callahan, 2b	2	0	1	0	0	3	3	0
Mike Chambers, 3b	3	0	1	0	0	0	2	1
Shawn Hayes, ss	3	0	0	0	0	2	1	2
Matt Weagle, p	0	0	0	0	0	0	1	0
TOTALS	29	2	6	2	1	5	27	9

Slippery Rock ..... 000 100 000—1 6 1
Franklin Pierce ..... 000 001 01x—2 6 1
E—Statzer, Weagle. DP—Slippery Rock 1, Franklin Pierce 1. LOB—Slippery Rock 6, Franklin Pierce 6. SB—Close. SH—Callahan. SF—Wolfe.

Slippery Rock	IP	H	R	ER	BB	SO
Steve Norris, L	7.1	15	2	2	1	4
Dave Sanson	0.2	0	0	0	0	1

Franklin Pierce	IP	H	R	ER	BB	SO
Matt Weagle, W	9.0	6	1	1	2	7

U—Chris Coskey, Rick Santilli, Brian Jackson, Robert Willson. T—2:02. A—816.

GAME NO. 2—MAY 24

CENTRAL MO. ST. 3, GRAND VALLEY ST. 2

Central Mo. St.	AB	R	H	RBI	BB	SO	PO	A
Danny Guidry, cf	4	0	0	0	0	3	2	0
Boomer Berry, 2b	3	0	1	1	0	2	1	3
Zach Norman, 3b	4	0	0	0	0	2	0	2
Joe Strada, 1b	3	0	0	0	1	2	10	0
Stephen Downey, rf	4	1	2	0	0	1	2	0
Steve Murphy, lf	4	0	0	0	0	0	3	0
Tommy Bryant, dh	3	1	1	1	0	1	0	0
Brandon Pugh, c	2	1	1	0	1	1	6	1
Andy Mayfield, ss	1	0	0	0	1	0	3	5
Danny Powers, p	0	0	0	0	0	0	0	0
Eric Horner, p	0	0	0	0	0	0	0	0
TOTALS	28	3	5	2	3	12	27	11

Grand Valley St.	AB	R	H	RBI	BB	SO	PO	A
Mike McCallister, cf	4	0	0	1	0	0	2	0
Tony Pfennig ss	3	0	0	0	0	0	1	1
Joe Brunink, 1b	4	0	0	0	0	1	5	0
Kevin Boyd, lf	4	0	1	0	0	1	2	0
Elijah Beckwith, c	3	0	1	0	0	0	11	3
Scott Allen, 3b	3	0	0	0	0	0	2	1
Matt Wright, dh	3	1	1	0	0	2	0	0
Joe Mertes, rf	3	1	1	1	0	1	1	0
Jeremy Lundberg, 2b	2	0	1	0	0	1	3	0
Phil Mixter, p	0	0	0	0	0	0	0	0
David Olson, p	0	0	0	0	0	0	0	0
TOTALS	29	2	5	2	0	6	27	5

Central Mo. St. ..... 002 000 100—3 5 0
Grand Valley St. ..... 002 000 000—2 5 1
E—Allen. DP—Central Mo. St. 2, Grand Valley St. 1. LOB—Central Mo. St. 4, Grand Valley St. 2. SF-Berry. SH—Mayfield, Lundberg. SB—Downey, McCallister.

Central Mo. St.	IP	H	R	ER	BB	SO
Danny Powers, W	8.0	5	2	2	0	4
Eric Horner	1.0	0	0	0	0	2

Grand Valley St.	IP	H	R	ER	BB	SO
Phil Mixter, L	7.0	5	3	1	3	8
David Olson	2.0	0	0	0	0	4

U—Hank Himmenan, Brian Jackson, Robert Wilson, Asa Howard. T—2:09. A—1,317.

GAME NO. 3—MAY 25

KENNESAW ST. 9, UC DAVIS 5

UC Davis	AB	R	H	RBI	BB	SO	PO	A
Robby Tulk, cf	4	1	1	0	1	0	0	0
Andrew Reisinger, c	5	1	2	1	0	0	10	1
Matt Kamigawachi, ss	5	0	0	0	0	0	6	1
David Butterworth, 1b	3	1	1	0	1	0	4	0
Dustin Soderman, 3b	5	1	2	3	0	1	0	0
Tyler LaTorre, lf	5	0	0	0	0	0	2	0
Ross Warner, dh	4	0	2	0	0	0	0	0
Chris Gottschalk, pr	0	0	0	0	0	0	0	0
Mark Wells, 2b	3	0	1	0	0	0	0	3
Kyle Irving, rf	4	1	0	0	0	2	2	0
Dave McKae, p	0	0	0	0	0	0	0	0
Travis Bearden, p	0	0	0	0	0	0	0	0
Joel Needham, p	0	0	0	0	0	0	0	0
TOTALS	38	5	9	4	2	3	24	5

Kennesaw St.	AB	R	H	RBI	BB	SO	PO	A
Jeremy Brotherton, 2b	4	0	0	0	0	3	2	3
Clint Watters, cf	5	1	1	0	0	3	3	0
Jon Love, lf	4	1	1	1	0	1	1	0
Scott Conway, 1b	3	1	1	0	1	0	7	3
Scott Hendrix, dh	4	2	3	1	0	0	0	0
Travis Evans, rf	4	1	1	3	0	1	5	0
Julius Thames, 3b	4	0	0	1	0	0	1	4
Kevin Gergel, c	3	1	2	1	1	0	2	0
Derrick Tucker, c	1	1	1	1	0	0	1	0
Dustin Atkinson, ss	3	1	1	0	1	2	2	1
Grant Reynolds, p	0	0	0	0	0	0	2	0
Travis King, p	0	0	0	0	0	0	1	1
TOTALS	35	9	11	8	2	10	27	12

UC Davis ..... 001 031 000—5 9 2
Kennesaw St. ..... 022 200 21x—9 11 2
E—Kamigawachi, Bearden, Brotherton. LOB—UC Davis 10, Kennesaw St. 5. HR—Evans, Tucker.

UC Davis	IP	H	R	ER	BB	SO
Dave McKae, L	3.0	7	6	5	2	4
Travis Bearden	4.0	3	3	3	0	4
Joel Needham	1.0	1	0	0	0	2

Kennesaw St.	IP	H	R	ER	BB	SO
Grant Reynolds, W	5.1	8	5	4	1	2
Travis King	3.2	1	0	0	1	1

U—Rick Santilli, Robert Wilson, Asa Howard, Chris Coskey. T—2:32. A—845.

GAME NO. 4—MAY 25

TAMPA 14, ABILENE CHRISTIAN 2

Abilene Christian	AB	R	H	RBI	BB	SO	PO	A
Brad Massey, 3b	5	0	1	0	0	1	2	2
Crieghton Bryan, cf	5	1	1	0	0	0	4	0
Marcelino Escalente, lf	5	1	2	0	0	2	1	0
Chris Churchill, c	5	0	2	0	0	0	6	1
Ryan Barker, ss	4	0	2	2	0	1	1	0
Mike Ruiz, ph	1	0	0	0	0	1	0	0
Arnie Gomez, lb	4	0	0	0	0	2	6	1
Don Brockman,ph	1	0	1	0	0	0	0	0
Brian Johnson, rf	5	0	2	0	0	1	2	0
Luis Munoz, 2b	3	0	3	0	1	0	1	1
Paul Howey, dh	3	0	0	0	0	0	0	0
Joel Wells, dh	1	0	0	0	0	0	0	0
Robert Newland, p	0	0	0	0	0	1	0	0
Ben Brockman, p	0	0	0	0	0	0	0	0
Aaron Lawler, p	0	0	0	0	0	0	0	0
Kade Simmons, p	0	0	0	0	0	0	1	0
TOTALS	42	2	14	2	1	9	24	5

Tampa	AB	R	H	RBI	BB	SO	PO	A
Geny Reynolds, ss	5	4	3	1	0	0	3	2
Jason Austin, ph/cf	1	0	0	0	0	0	1	0
Erick Monzon, 2b/ss	5	1	1	0	1	0	1	5
Billy Wimberly, 3b	5	2	2	2	0	0	2	4
Matt Armstrong, lb	2	1	1	2	0	1	2	0
Ryan Stuart, 1b	2	2	1	1	1	1	5	0
Tim Duff, c	3	1	2	0	2	0	10	1
Eric Thompson, dh	4	0	2	2	0	1	0	0
B.J. Foley, dh	1	1	1	1	0	0	0	0
Jay Hyland, rf	5	0	3	2	0	1	2	0
Wally Quigg, cf/2b	5	0	0	0	0	2	1	0
Alex Castellvi, lf	3	2	1	0	0	0	0	0

Tampa	AB	R	H	RBI	BB	SO	PO	A
Marshall Taylor, ph/lf	2	0	0	0	0	0	0	0
Eric Beattie, p	0	0	0	0	0	0	0	1
Carrington Fisk, p	0	0	0	0	0	0	0	0
Craig Benner, p	0	0	0	0	0	0	0	0
TOTALS	43	14	17	11	4	6	27	13

Abilene Christian..... 000 100 100— 2 14 5
Tampa..... 240 021 50x—14 17 4
E—Massey, Barker, Brockman, Reynolds, Monzon, Wimberly. DP—Tampa 3. LOB—Abilene Christian 14, Tampa 10. HR—Armstrong. SF—Wimberly. SB—Reynolds, Castellvi.

Abilene Christian	IP	H	R	ER	BB	SO
Robert Newland, L	2.0	7	6	4	1	4
Ben Brockman	3.1	4	3	1	3	1
Aaron Lawler	1.0	4	4	4	0	1
Kade Simmons	1.2	2	1	1	0	0

Tampa	IP	H	R	ER	BB	SO
Eric Beattie, W	7.0	9	2	1	1	6
Carrington Fisk	1.0	2	0	0	0	1
Craig Benner	1.0	3	0	0	0	2

U—Brian Jackson, Asa Howard, Chris Coskey, Hank Himmenan. T—2:52. A—1,377.

GAME NO. 5—MAY 26

GRAND VALLEY ST. 9, SLIPPERY ROCK 8

Grand Valley St.	AB	R	H	RBI	BB	SO	PO	A
Mike McCallister, cf	5	1	0	0	0	0	2	0
Tony Pfennig ss	4	2	1	1	2	1	0	3
Joe Brunink, 1b	5	1	1	0	1	1	15	0
Kevin Boyd, lf	4	1	2	1	0	0	3	0
Elijah Beckwith, c	4	2	2	2	1	1	5	3
Scott Allen, 3b	2	0	0	0	0	0	0	1
Chris TerVree, dh/pr	3	1	1	1	0	1	0	0
Matt Wright, dh	4	1	2	1	0	1	0	0
Joe Mertes, rf	5	0	3	2	0	1	1	0
Jeremy Lundberg, 2b	5	0	2	1	0	2	1	4
Matt Rafeld, p	0	0	0	0	0	0	0	2
Nick Bultema, p	0	0	0	0	0	0	0	2
Joe Finnerty, p	0	0	0	0	0	0	0	0
TOTALS	41	9	14	9	4	8	27	15

Slippery Rock	AB	R	H	RBI	BB	SO	PO	A
Joe Neidrick, cf	3	0	0	0	1	2	3	0
Nathan Statzer, ss	4	0	0	0	0	0	0	3
Alan Reichl, 2b	4	1	2	0	0	0	3	2
Bill Wolfe, dh	4	1	2	0	0	0	3	2
Trent Berner, dh	4	1	2	0	0	0	3	2
Joe Pascarella, ph	3	0	0	1	0	1	0	0
Brandon Stewart, 1b	3	0	0	0	0	1	4	0
Chase Rowe, 3b	3	0	2	0	1	0	0	1
Jason Curry, rf	4	0	1	0	0	2	4	0
Luke Mollis, c	3	0	1	0	1	5	0	0
Matt Kozusko, lf	3	0	0	0	0	0	3	0
Mike Sikorski, p	0	0	0	0	0	0	2	1
Nick Armstrong, p	0	0	0	0	0	0	0	0
John Katich, p	0	0	0	0	0	0	0	0
TOTALS	30	1	6	1	2	7	24	7

Grand Valley St. ..... 000 001 620—9 14 1
Slippery Rock..... 000 420 002—8 11 2
E—Allen, Reichl. LOB—Grand Valley St. 12, Slippery Rock, 7. SH—Boyd, Statzer. SF—Reichl. SB—Statzer.

Grand Valley St.	IP	H	R	ER	BB	SO
Matt Rafeld	4.2	7	6	4	1	2
Nick Bultema, W	3.1	1	0	0	3	2
Joe Finnerty	1.0	3	2	2	0	1

Slippery Rock	IP	H	R	ER	BB	SO
Matt Sikorski	6.1	6	4	3	3	8
Nick Armstorng, L	0.0	4	3	2	0	0
John Katich	2.2	4	2	2	1	0

U—Robert Wilson, Chris Coskey, Hank Himmenan, Rick Santilli. T—2:49. A—667.

GAME NO. 6—MAY 26

CENTRAL MO. ST. 11, FRANKLIN PIERCE 4

Franklin Pierce	AB	R	H	RBI	BB	SO	PO	A
Eric Caver, c	5	0	2	1	0	1	6	0
John Richard, c	0	0	0	0	0	0	1	0
Paul McAuliffe, cf	3	0	0	0	2	2	1	0
Dante Blancarte, dh	5	2	2	0	0	1	0	0
Dan Close, rf	4	0	0	0	1	1	1	0
Mike Chambers, 3b	3	0	1	0	1	0	1	1
Nick Panza, 3b	0	0	0	0	1	0	0	0
Mike Callahan, 2b	3	1	2	2	0	1	1	5
Clint Daggan, 2b	1	0	0	0	0	1	0	0
Josh Coughlin, 1b	5	1	2	0	0	1	10	0

Franklin Pierce	AB	R	H	RBI	BB	SO	PO	A
Elliott Shea, lf	3	0	0	0	2	1	0	0
Shawn Hayes, ss	2	0	0	1	1	2	3	1
Jason Bourque, ph/ss	2	0	0	0	0	1	0	0
Jon White, p	0	0	0	0	0	0	0	2
Mike Farrell, p	0	0	0	0	0	0	0	1
Greg Basile, p	0	0	0	0	0	0	0	0
Mike Bartkus, p	0	0	0	0	0	0	0	1
TOTALS	36	4	9	4	8	12	24	11

Central Mo. St.	AB	R	H	RBI	BB	SO	PO	A
Danny Guidry, cf	4	1	3	2	0	0	4	0
Boomer Berry, 2b	4	1	3	2	1	1	1	0
Zach Norman, 3b	5	2	4	1	0	0	2	0
Joe Strada, 1b	4	0	1	1	0	0	1	1
Matt Whitney, ph/ss	1	0	0	0	0	0	0	0
Stephen Downey, rf	5	0	1	1	0	3	3	0
Steve Murphy, lf	4	1	1	1	0	0	3	0
Tommy Bryant, dh	5	1	1	0	0	0	0	0
Brandon Pugh, c	3	3	2	1	0	1	12	0
Andy Mayfield, ss	3	2	1	0	0	2	0	1
Phil Sobkow, p	0	0	0	0	0	0	0	0
B.J. Kissel, p	0	0	0	0	0	0	1	0
Rob Bergin, p	0	0	0	0	0	0	0	0
Eric Horner, p	0	0	0	0	0	0	0	0
TOTALS	38	11	16	9	1	7	27	2

Franklin Pierce..... 020 010 100— 4 9 5
Central Mo. St. ..... 111 620 00x—11 16 0
E—Chambers, Shea, Hayes, White. DP—Franklin Pierce 1. LOB—Franklin Pierce 14, Central Mo. St 8. HR—Murphy, Pugh. SH—Pugh, Mayfield. SB—Cavers, Hayes, Norman, Pugh, Mayfield.

Franklin Pierce	IP	H	R	ER	BB	SO
John White, L	3.2	10	9	3	0	4
Mike Farrell	1.1	4	2	2	1	0
Gerg Basile	2.0	1	0	0	0	2
Mike Bartkus	1.0	0	0	0	0	0

Central Mo. St.	IP	H	R	ER	BB	SO
Phil Sobkow, W	6.0	4	3	3	6	9
B.J. Kissel	1.0	3	1	1	0	1
Rob Bergin	1.0	1	0	0	1	0
Eric Horner	1.0	1	0	0	1	2

U—Asa Howard, Hank Himmenan, Rick Santilli, Brian Jackson. T—2:54. A—1,123.

GAME NO. 7—MAY 27

UC DAVIS 5, ABILENE CHRISTIAN 3

Abilene Christian	AB	R	H	RBI	BB	SO	PO	A
Brad Massey, p/dh	4	0	0	0	0	1	1	3
Crieghton Bryan, cf	3	1	1	0	1	1	1	0
Marcelino Escalente, lf	4	0	1	0	0	1	0	0
Chris Churchill, c	4	0	1	0	0	0	5	0
Ryan Barker, 3b	4	2	2	0	0	1	0	1
Brian Johnson, rf	3	0	0	0	0	2	0	0
Arnie Gomez, lb	4	0	0	1	0	0	11	0
Luis Munoz, ss	4	0	2	1	0	0	3	5
Matt Callahan, 2b	3	0	1	0	0	0	3	1
Justin Whitlock, p	0	0	0	0	0	0	0	4
TOTALS	33	3	8	2	1	6	24	14

UC Davis	AB	R	H	RBI	BB	SO	PO	A
Robby Tulk, cf	3	1	1	0	1	0	1	0
Andrew Reisinger, c	2	0	1	1	0	0	6	0
Matt Kamigawachi, ss	4	0	1	2	0	0	2	5
David Butterworth, 1b	4	0	0	0	0	3	11	0
Dustin Soderman, 3b	4	0	0	0	0	0	0	4
Tyler LaTorre, rf/lf	4	1	1	1	0	1	3	0
Ross Warner, dh	3	0	2	0	0	0	0	0
Lucas Kirby, ph	1	0	0	0	0	1	0	0
Mark Wells, 2b	3	1	1	0	0	0	0	0
Matt Blankenheim, lf	3	2	2	1	0	0	3	0
Kyle Irving, rf	0	0	0	0	0	0	0	0
Michael Potter, p	0	0	0	0	0	0	1	1
Joel Needham, p	0	0	0	0	0	0	0	0
TOTALS	31	5	9	5	1	5	27	10

Abilene Christian..... 000 001 101—3 8 3
UC Davis..... 001 021 10x—5 9 1
E—Munoz, Callahan, Kamigawachi. DP—Abilene Christian 2, UC Davis 1. LOB—Abilene Christian 2, UC Davis 5. HR—LaTorre. SH—Johnson, Reisinger.

Abilene Christian	IP	H	R	ER	BB	SO
Brad Massey, L	5.1	8	4	3	0	4
Justin Whitlock	2.2	1	1	1	1	1

UC Davis	IP	H	R	ER	BB	SO
Michael Potter, W	6.2	6	2	1	1	5
Joel Needham	2.1	2	1	0	0	1

U—Chris Coskey, Hank Himmenan, Asa Howard, Brian Jackson. T—2:17. A—563.

GAME NO. 8—MAY 27

TAMPA 6, KENNESAW ST. 0

Tampa	AB	R	H	RBI	BB	SO	PO	A
Geny Reynolds, ss	5	0	1	1	0	0	3	0
Erick Monzon, 2b	5	2	3	0	0	1	1	1
Billy Wimberly, 3b	5	1	2	1	0	0	1	1
Tim Duff, c	3	2	1	2	2	2	10	0
Eric Thompson, 1b	5	0	2	0	0	1	5	0
Jay Hyland, rf	5	0	1	1	0	2	3	1
Wally Quigg, cf	5	0	2	0	0	1	4	0
Alex Castellvi, dh	5	0	0	0	0	3	0	0
Marshall Taylor, lf	3	1	0	0	1	1	0	0
Joey Watts, p	0	0	0	0	0	0	0	1
Josh Weis, p	0	0	0	0	0	0	0	0
TOTALS	41	6	12	5	3	11	27	4

Kennesaw St.	AB	R	H	RBI	BB	SO	PO	A
Jeremy Brotherton, 2b	3	0	0	0	1	1	2	1
Julius Thames, 3b	4	0	1	0	0	0	2	2
Jon Love, lf	4	0	0	0	0	2	1	0
Scott Conway, 1b	3	0	0	0	1	1	3	1
Scott Hendrix, dh	3	0	0	0	1	1	0	0
Travis Evans, rf	3	0	0	0	0	1	0	0
Clint Watters, cf	3	0	1	0	0	0	3	0
Dustin Atkinson, ss	2	0	0	0	1	2	4	1
Derrick Tucker, c	3	0	0	0	0	2	11	1
Kevin Poole, p	0	0	0	0	0	0	2	0
Sammy Reed, p	0	0	0	0	0	0	1	1
TOTALS	28	0	2	0	4	10	27	6

Tampa..... 210 001 200—6 12 1
Kennesaw St. ..... 000 000 000—0 2 3
E—Thompson, Thames, Atkinson. DP—Tampa 2. LOB—Tampa 11, Kennesaw St. 5. HR—Duff.

Tampa	IP	H	R	ER	BB	SO
Joey Watts, W	7.2	2	0	0	4	9
Josh Weis	1.1	0	0	0	0	1

Kennesaw St.	IP	H	R	ER	BB	SO
Kevin Poole, L	1.2	7	3	3	2	1
Sammy Reed	7.1	5	3	2	1	10

U—Robert Wilson, Asa Howard, Brian Jackson, Rick Santilli. T—2:31. A—1,085.

GAME NO. 9—MAY 28

FRANKLIN PIERCE 5, UC DAVIS 3

Franklin Pierce	AB	R	H	RBI	BB	SO	PO	A
Eric Caver, c	5	2	2	2	0	1	8	0
Paul McAuliffe, cf	5	0	3	1	0	0	1	0
Dante Blancarte, dh	5	0	3	1	0	0	0	0
Dan Close, rf	5	0	0	0	0	2	0	1
Josh Coughlin, 1b	4	0	0	0	0	0	10	1
Mike Callahan, 2b	4	1	3	0	0	0	1	5
Mike Chambers, 3b	4	0	1	0	0	0	0	2
Elliott Shea, lf	3	1	1	1	1	0	1	0
Shawn Hayes, ss	4	1	0	0	0	2	6	3
Tyler Cummings, p	0	0	0	0	0	0	0	3
TOTALS	39	5	13	5	0	5	27	15

UC Davis	AB	R	H	RBI	BB	SO	PO	A
Robby Tulk, cf	4	0	0	0	0	1	4	0
Andrew Reisinger, c	4	1	2	0	0	0	5	2
Matt Kamigawachi, ss	4	1	2	1	0	0	1	0
David Butterworth, 1b	4	1	2	2	0	0	10	0
Dustin Soderman, 3b	4	0	0	0	0	1	1	0
Tyler LaTorre, rf	4	0	1	0	0	2	2	0
Ross Warner, dh	3	0	0	0	0	1	0	0
Mark Wells, 2b	3	0	0	0	0	1	0	5
Matt Blankenheim, lf	3	0	1	0	0	1	4	0
Julio Marquez, p	0	0	0	0	0	0	0	1
Trevor Thorton , p	0	0	0	0	0	0	0	2
Dave McKae, p	0	0	0	0	0	0	0	0
TOTALS	33	3	8	3	0	7	27	10

Franklin Pierce..... 140 000 000—5 13 1
UC Davis..... 003 000 000—3 8 0
E—Chambers. DP—Franklin Pierce 2. LOB—Franklin Pierce 8, UC Davis 3. HR—Butterworth. SB—Tulk, Reisinger.

Franklin Pierce	IP	H	R	ER	BB	SO
Tyler Cummings, W	9.0	8	3	3	0	7

UC Davis	IP	H	R	ER	BB	SO
Julio Marquez, L	2.0	7	5	5	0	1
Trevor Thorton	6.2	6	0	0	0	3
Dave McKae	0.1	0	0	0	0	1

U—Hank Himmenan, Brian Jackson, Rick Santilli, Chris Coskey. T—2:41. A—512.

GAME NO. 10—MAY 28

KENNESAW ST. 7, GRAND VALLEY ST. 5

Kennesaw St.	AB	R	H	RBI	BB	SO	PO	A
Jeremy Brotherton, 2b	4	0	0	0	1	1	2	5
Clint Watters, cf	5	1	1	1	0	0	0	0
Jon Love, lf	5	0	0	0	0	3	1	0
Scott Conway, 1b	5	1	3	1	0	1	13	1
Scott Hendrix, dh	4	1	1	0	1	1	0	0
Travis Evans, rf	4	1	1	2	0	0	0	0
Julius Thames, 3b	4	1	1	0	0	1	0	2
Kevin Gergel, c	4	0	1	0	0	1	6	1
Derrick Tucker, c	0	0	0	0	0	0	1	0
Dustin Atkinson, ss	4	2	2	3	0	0	4	7
Adam Brandenburg, p	0	0	0	0	0	0	0	1
Travis King, p	0	0	0	0	0	0	0	1
TOTALS	39	7	10	7	2	8	27	18

Grand Valley St.	AB	R	H	RBI	BB	SO	PO	A
Mike McCallister, cf	4	0	1	0	0	2	1	0
Scott Allen, ph	1	0	0	0	0	0	0	0
Tony Pfennig ss	5	0	1	0	0	1	3	1
Joe Brunink, 1b	5	1	3	1	0	0	8	1
Kevin Boyd, lf	4	1	1	0	0	1	3	0
Elijah Beckwith, c	4	1	2	1	0	1	6	2
Matt Wright, 3b	4	1	1	0	0	1	1	1
Joe Mertes, dh	2	0	1	1	0	1	0	0
Nick Sandy, lf	3	0	0	1	0	0	4	0
Jeremy Lundberg, 2b	4	1	2	0	0	0	1	4
Jason LaBaumbard, p	0	0	0	0	0	0	0	0
David Olson, p	0	0	0	0	0	0	0	0
Joe Finnerty, p	0	0	0	0	0	0	0	0
TOTALS	36	5	12	4	0	7	27	9

Kennesaw St. ..... 102 100 021—7 10 1
Grand Valley St. ..... 002 210 000—5 12 2

E—Thames, Pfennig, Lundberg. DP—Kennesaw St. 1. LOB—Kennesaw St. 7, Grand Valley St. 7. SF-Berry. HR—Watters, Conway, Evans, Atkinson, Brunink.

Kennesaw St.	IP	H	R	ER	BB	SO
Adam Brandenburg	5.0	9	5	4	0	3
Travis King, W	4.0	3	0	0	0	4

Grand Valley St.	IP	H	R	ER	BB	SO
Jason LaBaumbard	5.1	8	4	4	2	3
David Olson, L	3.1	2	3	3	0	5
Joe Finnerty	0.1	0	0	0	0	0

U—Asa Howard, Rick Santilli, Chris Coskey, Robert Wilson. T—2:58. A—1,056.

GAME NO. 11—MAY 29

TAMPA 18, FRANKLIN PIERCE 9

Tampa	AB	R	H	RBI	BB	SO	PO	A
Geny Reynolds, ss	6	3	3	0	0	0	1	1
Erick Monzon, 2b	4	3	2	0	1	1	0	7
Billy Wimberly, 3b	5	3	3	4	0	0	0	2
Tim Duff, c	4	3	0	0	2	2	7	0
Eric Thompson, 1b	4	2	2	3	1	0	8	0
Matt Tippy ph/1b	1	0	0	0	0	0	2	0
Jay Hyland, rf	6	3	4	8	0	0	3	0
Wally Quigg, cf	6	0	4	3	0	0	5	0
B.J. Foley dh	6	0	1	0	0	2	0	0
Marshall Taylor, lf	6	1	1	0	0	2	1	0
Casey McKenzie, p	0	0	0	0	0	0	0	0
Craig Benner, p	0	0	0	0	0	0	0	0
Josh Weis, p	0	0	0	0	0	0	0	0
Justin Boza, p	0	0	0	0	0	0	0	0
Carrington Fisk, p	0	0	0	0	0	0	0	0
TOTALS	48	18	20	18	4	7	27	10

Franklin Pierce	AB	R	H	RBI	BB	SO	PO	A
Eric Caver, c	4	2	2	0	1	1	9	1
Clint Daggan, ph	1	0	0	0	0	1	0	0
Paul McAuliffe, cf	3	2	1	1	2	0	3	0
Dante Blancarte, dh	5	0	1	4	0	1	0	0
Dan Close, rf	4	0	1	1	0	1	4	0
Josh Coughlin, 1b	3	0	1	1	1	1	7	0
Mike Callahan, 2b	5	1	2	1	0	1	0	1
Mike Chambers, 3b	4	0	2	0	0	0	1	3
John Richard, ph	1	1	1	0	0	0	0	0
Elliott Shea, lf	4	1	2	0	0	0	3	0
Teddy Guardiani, ph	0	0	0	0	1	0	0	0
Shawn Hayes, ss	0	1	0	0	1	0	0	0
Nick Panza, ph/ss	3	1	1	0	1	0	0	1
Jason Bourque, ph	1	0	1	0	0	1	0	0
Matt Weagle, p	0	0	0	0	0	0	0	1
Greg Basile, p	0	0	0	0	0	0	0	0
Bryan Barowski, p	0	0	0	0	0	0	0	1
TOTALS	38	9	15	8	6	6	27	7

Tampa..... 204 104 502—18 20 0
Franklin Pierce..... 003 022 101— 9 15 3

E—McAuliffe, Hayes, Panza. DP—Tampa 1. LOB—Tampa 9, Franklin Pierce 12. HR—Hyland. SB—Reynolds, Monzon. SH—Monzon. SF—Wimberly, Blancarte, Close, Coughlin.

Tampa	IP	H	R	ER	BB	SO
Casey McKenzie	4.2	7	5	5	3	3
Craig Benner	0.1	3	2	2	0	0
Josh Weis, W	2.0	3	1	1	0	0
Justin Boza	1.0	0	0	0	2	2
Carrington Fisk	1.0	2	1	1	1	1

Franklin Pierce	IP	H	R	ER	BB	SO
Matt Weagle, L	6.0	12	11	9	3	5
Greg Basile	2.0	4	5	5	1	0
Bryan Barowski	1.0	4	2	1	0	2

U—Brian Jackson, Chris Coskey, Robert Willson, Hank Himmenan. T—3:10. A—549.

GAME NO. 12—MAY 29

CENTRAL MO. ST. 6, KENNESAW ST. 5

Kennesaw St.	AB	R	H	RBI	BB	SO	PO	A
Jeremy Brotherton, 2b	6	0	2	2	0	1	2	0
Julius Thames, 3b	6	0	1	0	0	1	1	5
Jon Love, lf	6	0	1	0	0	3	3	0
Scott Conway, 1b	5	1	1	1	1	1	14	3
Scott Hendrix, dh	5	0	1	0	0	3	0	0
Travis Evans, rf	6	0	0	0	0	2	1	1
Clint Watters, cf	5	3	3	1	1	1	2	0
Dustin Atkinson, ss	3	0	1	0	2	2	2	6
Kevin Gergel, c	4	1	2	1	0	0	7	0
Derrick Tucker, c	2	0	0	0	0	0	4	1
John Robbins, p	0	0	0	0	0	0	1	1
Shannon Van Wyck, p	0	0	0	0	0	0	0	2
Kevin Poole, p	0	0	0	0	0	0	1	2
Grant Reynolds, p	0	0	0	0	0	0	0	0
TOTALS	48	5	12	5	4	14	38	21

Central Mo. St.	AB	R	H	RBI	BB	SO	PO	A
Danny Guidry, cf	6	2	2	0	1	3	2	0
Boomer Berry, 2b	5	2	1	0	1	0	1	3
Zach Norman, 3b	4	0	3	2	1	0	1	4
Joe Strada, 1b	6	0	2	3	0	1	14	0
Stephen Downey, rf	5	0	1	0	0	2	2	0
Steve Murphy, lf	6	1	1	1	0	2	2	0
Tommy Bryant, dh	5	0	1	0	0	1	0	0
David Highfill, ph/dh	1	0	0	0	0	0	0	0
Brandon Pugh, c	6	0	2	0	0	1	14	1
Andy Mayfield, ss	5	1	2	0	1	0	2	4
Nick Denning, p	0	0	0	0	0	0	1	1
Chris Kilgore, p	0	0	0	0	0	0	0	0
Rob Bergin, p	0	0	0	0	0	0	0	0
Eric Horner, p	0	0	0	0	0	0	0	0
Steve McReynolds, p	0	0	0	0	0	0	0	1
B.J. Kissel, p	0	0	0	0	0	0	0	0
TOTALS	49	6	15	6	4	10	39	14

Kennesaw St..... 001 110 101 000 0—5 12 2
Central Mo. St. ..... 200 210 000 000 1—6 15 1

E—Atkinson, Poole, Berry. DP—Kennesaw St. 1, Central Mo. St. 3. LOB—Kennesaw St. 10, Central Mo. St 13. HR—Conway, Watters, Gergel, Murphy. SH—Atkinson, Downey. SF—Watters. SB—Watters, Guidry, Berry.

Kennesaw St.	IP	H	R	ER	BB	SO
John Robbins	1.1	3	2	2	1	0
Shannon Van Wyck	3.2	4	3	3	1	3
Kevin Poole	3.2	3	0	0	1	3
Grant Reynolds, L	4.0	5	1	1	1	4

Central Mo. St.	IP	H	R	ER	BB	SO
Nick Denning	6.0	7	4	4	3	6
Chris Kilgore	1.0	0	0	0	0	0
Rob Bergin	1.0	0	0	0	0	1
Eric Horner	1.1	2	1	1	0	3
Steve McReynolds	3.1	3	0	0	0	4
B.J. Kissel, W	0.1	0	0	0	1	0

U—Rick Santilli, Robert Wilson, Hank Himmnan, Asa Howard. T—4:03. A—1,054.

CHAMPIONSHIP—MAY 31

CENTRAL MO. ST. 11, TAMPA 4

Central Mo. St.	AB	R	H	RBI	BB	SO	PO	A
Danny Guidry, cf	4	2	2	3	0	0	5	0
Boomer Berry, 2b	5	2	2	0	0	0	0	5
Zach Norman, 3b	4	1	1	3	1	1	0	0
Joe Strada, 1b	5	2	2	1	0	1	7	0
Stephen Downey, rf	5	2	5	1	0	0	3	0
Steve Murphy, lf	4	1	1	0	0	0	2	1
Tommy Bryant, dh	5	1	4	3	0	1	0	0
Brandon Pugh, c	5	0	0	0	0	3	6	1
Andy Mayfield, ss	4	0	1	0	1	0	4	2
Danny Powers, p	0	0	0	0	0	0	0	0
Rob Bergin, p	0	0	0	0	0	0	0	0
Eric Horner, p	0	0	0	0	0	0	0	0
TOTALS	41	11	18	11	2	6	27	9

Tampa	AB	R	H	RBI	BB	SO	PO	A
Geny Reynolds, ss	4	0	0	0	0	0	3	2
Erick Monzon, 2b	4	0	1	0	0	1	0	2
Billy Wimberly, 3b	4	0	0	0	0	1	0	1
Tim Duff, c	3	1	2	1	1	0	6	1
Eric Thompson, 1b	4	1	0	0	0	3	9	0
Jay Hyland, rf	4	1	1	2	0	0	3	0
Wally Quigg, cf	4	0	1	0	0	0	2	0
Alex Castellvi, dh	4	1	1	1	0	1	0	0
Marshall Taylor, lf	4	0	1	0	0	1	4	0
Eric Beattie, p	0	0	0	0	0	0	0	4
Joey Watts, p	0	0	0	0	0	0	0	1
Casey McKenzie, p	0	0	0	0	0	0	0	0
Justin Boza, p	0	0	0	0	0	0	0	0
TOTALS	35	4	7	4	1	7	27	11

Central Mo. St. ..... 210 002 150—11 18 2
Tampa..... 000 400 000— 4 7 0

E—Mayfield. DP—Central Mo. St. 1, Tampa 1. LOB—Central Mo. St. 10, Tampa 5. HR—Guidry, Norman, Strada, Bryant, Duff, Hyland, Castellvi. SH—Norman, Murphy. SB—Downey, Murphy, Monzon, Taylor.

Central Mo. St.	IP	H	R	ER	BB	SO
Danny Powers, W	7.0	7	4	4	0	4
Rob Bergin	1.0	0	0	0	1	2
Eric Horner	1.0	0	0	0	0	1

Tampa	IP	H	R	ER	BB	SO
Eric Beattie, L	6.0	9	5	5	2	4
Joey Watts	1.1	4	3	3	0	1
Casey McKenzie	0.0	2	2	2	0	0
Justin Boza	1.2	3	1	1	0	1

U—Robert Wilson, Chris Coskey, Hank Himmenan, Rick Santilli T—2:36. A—2,616.

History

Team Results

Year	Champion	Coach	Score	Runner-Up	Site	Championship Game Attendance	Championship Total Attendance
1968	* Chapman (35-18)	Paul Deese	11-0	Delta St.	Springfield, Mo.	—	—
1969	* Illinois St. (33-5)	Duffy Bass	12-0	Southwest Mo. St.	Springfield, Mo.	—	—
1970	Cal St. Northridge (41-21)	Bob Hiegert	2-1	Nicholls St.	Springfield, Mo.	—	—
1971	Fla. Southern (34-4)	Hal Smeltzly	4-0	Central Mich.	Springfield, Mo.	—	—
1972	Fla. Southern (31-6)	Hal Smeltzly	5-1	Cal St. Northridge	Springfield, Ill.	—	—
1973	* UC Irvine (44-12)	Gary Adams	9-6	Ithaca	Springfield, Ill.	—	—
1974	UC Irvine (48-8)	Gary Adams	14-1	New Orleans	Springfield, Ill.	—	—
1975	Fla. Southern (35-10)	Hal Smeltzly	10-7	Marietta	Springfield, Ill.	—	—
1976	Cal Poly Pomona (40-27-1)	John Scolinos	17-3	SIU-Edwardsville	Springfield, Ill.	2,100	17,943
1977	UC Riverside (43-19)	Jack Smitheran	4-1	Eckerd	Springfield, Ill.	2,917	11,870
1978	Fla. Southern (41-8)	Joe Arnold	7-2	Delta St.	Springfield, Ill.	625	—
1979	Valdosta St. (47-14)	Tommy Thomas	3-2	Fla. Southern	Springfield, Ill.	1,052	12,815
1980	* Cal Poly Pomona (42-25-1)	John Scolinos	13-6	New Haven	Riverside, Calif.	1,100	8,437
1981	* Fla. Southern (55-8)	Joe Arnold	9-0	Eastern Ill.	Riverside, Calif.	727	10,644
1982	* UC Riverside (36-23)	Jack Smitheran	10-1	Fla. Southern	Riverside, Calif.	1,550	10,925
1983	* Cal Poly Pomona (41-22)	John Scolinos	9-7	Jacksonville St.	Riverside, Calif.	1,052	7,869
1984	Cal St. Northridge (46-21-1)	Bob Hiegert	10-5	Fla. Southern	Riverside, Calif.	914	7,737
1985	* Fla. Southern (54-10)	Chuck Anderson	15-5	Cal Poly Pomona	Montgomery, Ala.	2,885	23,416
1986	Troy St. (46-8)	Chase Riddle	5-0	Columbus St.	Montgomery, Ala.	5,491	24,853
1987	* Troy St. 38-10-1)	Chase Riddle	7-5	Tampa	Montgomery, Ala.	—	18,191
1988	* Fla. Southern (48-10)	Chuck Anderson	5-4	Sacramento St.	Montgomery, Ala.	2,000	12,169
1989	# Cal Poly (38-25)	Steve McFarland	9-5	New Haven	Montgomery, Ala.	3,100	13,084
1990	Jacksonville St. (43-9)	Rudy Abbott	12-8	Cal St. Northridge	Montgomery, Ala.	3,593	14,055
1991	Jacksonville St. (41-12)	Rudy Abbott	20-4	Mo. Southern St.	Montgomery, Ala.	3,150	15,400
1992	* Tampa (42-19)	Lelo Prado	11-8	Mansfield	Montgomery, Ala.	2,500	13,762
1993	* Tampa (43-21)	Lelo Prado	7-5	#Cal Poly	Montgomery, Ala.	3,100	16,559
1994	Central Mo. St. (51-11)	Dave Van Horn	14-9	Fla. Southern	Montgomery, Ala.	1,682	11,436
1995	Fla. Southern (51-10)	Chuck Anderson	15-0	GC&SU	Montgomery, Ala.	3,714	11,961
1996	* Kennesaw St. (48-17)	Mike Sansing	4-0	St. Joseph's (Ind.)	Montgomery, Ala.	2,459	19,941
1997	* Cal St. Chico (52-11)	Lindsay Meggs	13-12	Central Okla.	Montgomery, Ala.	1,689	21,808
1998	* Tampa (46-14)	Terry Rupp	6-1	Kennesaw St.	Montgomery, Ala.	3,853	22,586
1999	Cal St. Chico (50-17)	Lindsay Meggs	11-5	Kennesaw St.	Montgomery, Ala.	2,503	19,303
2000	Southeastern Okla. (43-12)	Mike Metheny	7--2	Fort Hays St.	Montgomery, Ala.	2,853	20,057
2001	St. Mary's (Tex.) (50-13)	Charlie Migl	11--3	Central Mo. St.	Montgomery, Ala.	2,738	12,580
2002	Columbus St. (48-15)	Greg Appleton	5-3	Cal St. Chico	Montgomery, Ala.	1,653	15,142
2003	Central Mo. St. (51-7)	Brad Hill	11-4	Tampa	Montgomery, Ala.	2,616	13,342

** Indicates undefeated teams in finals series. #Participation vacated by the NCAA Committee on Infractions.*

Most Outstanding Player Award

1968 Tony Spono, of, Chapman
1969 Tom Klein, 1b, Illinois St.
1970 Chuck Stone, of, Cal St. Northridge
1971 Greg Pryor, 2b, Fla. Southern
Kevin Bryant, 3b, Fla. Southern
1972 Jay Smith, p, Fla. Southern

1973 Terry Stupy, c, UC Irvine
1974 Jeff Malinoff, 1b, UC Irvine
1975 Joe Yazombek, c, Marietta
1976 Ken Hellyer, of, Cal Poly Pomona
1977 Joe Lefebvre, of-p, Eckerd
Steve Glaum, p, UC Riverside

1978 Ricky Perkins, 3b, Delta St.
1979 Frank DeGennaro, of, Valdosta St.
1980 Brian Zell, of, Cal Poly Pomona
1981 Joe Sickles, of, Fla. Southern
1982 Joe Sickles, of, Fla. Southern

1983 Larry Beardman, of, Cal Poly Pomona
1984 Perry Husband, 2b, Cal St. Northridge
1985 Tom Temrowski, 1b, Fla. Southern
1986 Wendell Stephens, 3b, Troy St.
1987 Jude Rinaldi, 1b, Troy St.

1988 Chris Leach, of, Fla. Southern
1989 Steve DiBartolomeo, p, New Haven
1990 Tim VanEgmond, p, Jacksonville St.
1991 Tim VanEgmond, p, Jacksonville St.
1992 Joe Urso, 2b, Tampa

1993 David Dion, of, Tampa
1994 James Vida, 1b, Fla. Southern
1995 Brett Tomko, p, Fla. Southern
1996 Chris Halliday, c, Kennesaw St.
1997 Angel Diaz, c, Tampa

1998 Ronnie Merrill, ss, Tampa
1999 John-Eric Hernandez, p, Cal St. Chico
2000 Aaron Thompson, p, Southeastern Okla.
2001 Jesse Gutierrez, 1b, St. Mary's (Tex.)
2002 Brian Baker, p, Columbus St.

2003 Jay Hyland, of, Tampa

Individual Records

SINGLE-GAME, BATTING

AT-BATS
8—Dwayne Kingery, Longwood (19) vs. Valdosta St. (17), 5-14-1982; Cedric Landrum, North Ala. (9) vs. Grand Valley St. (10), 5-18-1985; Blake Rosson, North Ala. (9) vs. Grand Valley St. (10), 5-18-1985.

RUNS
6—Tom Michalak, Lewis (27) vs. Ferris St. (2), 5-18-1990.

HITS
6—Dennis Sherow, Cal Poly Pomona (17) vs. SIU Edwardsville (3), 6-9-1976; Gary Gill, Slippery Rock (8) vs. West Ga. (28), 5-14-1982; Mike Jones, Valdosta St. (22) vs. Shippensburg, 5-19-1985; Bill Petko, West Virginia St. (15) vs. West Liberty St. (7), 5-15-1998.

DOUBLES
4—Ruben Ayala, UC Riverside (12) vs. Jacksonville St. (10), 5-30-1991.

TRIPLES
2—by several.

HOME RUNS
4—Jamie Detillon, Ashland (11) vs. Quincy (10), 5-16-1999.

RUNS BATTED IN
9—Cam Kennedy, Eastern Ill. (21) vs. Southwest Mo. St. (11), 5-27-1978; Mark Graham, Delta St. (28) vs. Indianapolis (15), 5-15-1981; Rob Busch, Valdosta St. (19) vs. Troy St. (1), 5-25-1985; Jeff Gordon, Tampa (17) vs. Fla. Southern (19), 5-19-1995.

TOTAL BASES
16—Jamie Detillon, Ashland (11) vs. Quincy (10), 5-16-1999.

STOLEN BASES
4—Fred McGaha, Louisiana Tech (9) vs. Tenn.-Martin (2), 5-20-1971; Pierre Gomez, Norfolk St. (6) vs. Ky. Wesleyan (12), 5-20-1988.

SINGLE-GAME, PITCHING

INNINGS PITCHED
15—Tom Babcock, Springfield (6) vs. Fla. Southern (7), 5-30-1970; Steve Wendell, Quinnipiac (1) vs. Mansfield (3), 5-21-1988.

MOST HITS ALLOWED
19—Rick Akers, Cal St. Northridge (4) vs. UC Riverside (11), 5-20-1977; Greg Valentini, West Ga. (28) vs. Slippery Rock (8), 5-14-1982.

FEWEST HITS ALLOWED (COMPLETE GAME)
0—Ron Middleton, SIU Edwardsville (17) vs. Nicholls St. (0), 5-25-1972; Chris Lein, Florida Int'l (3) vs. Eckerd (0), 5-11-1979; Steve Charles, Troy St. (5) vs. Mansfield (0), 5-29-1993; Mike Sirkorski, Slippery Rock (2) vs. Kutztown (1), 5-16-2003; Dave McKae, UC Davis (3) vs. Fort Hayes St. (0), 5-17-2003.

RUNS ALLOWED
14—Shannon Albright, Cal Poly Pomona (14) vs. UC Davis (15), 5-21-1993; Chad Danielson, South Dakota St. (10) vs. Central Mo. St. (15), 5-20-1995.

EARNED RUNS ALLOWED
13—Chad Danielson, South Dakota St. (10) vs. Central Mo. St. (15), 5-20-1995.

STRIKEOUTS
20—Ted Barnicle, Jacksonville St. (2) vs. Southeastern La. (5), 5-16-1975.

BASES ON BALLS
12—Robby Glisson, Chapman (15) vs. Cal St. Northridge (12), 5-18-1984.

SINGLE-GAME, FIELDING

PUTOUTS
24—Doug Bond, Quinnipiac (1) vs. Mansfield (3), 5-21-1988.

ASSISTS
11—Dennis Olson, Mo.-St. Louis (2) vs. Neb.-Omaha (1), 5-23-1977; Jimmy Lester, Columbus St. (19) vs. Longwood (1), 5-17-1984.

ERRORS
5—Mike Vargo, Tampa (17) vs. Fla. Southern (19), 5-19-1995.

Team Records

SINGLE-GAME, BATTING

AT-BATS
58—Lewis (27) vs. Ferris St. (2), 5-18-1990.

RUNS
29—Fla. Southern vs. Fla. Atlantic (11), 5-16-1985.

RUNS, ONE INNING
14—SIU Edwardsville (26) vs. Adelphi (4), second inn., 5-26-1997.

HITS
30—Valdosta St. (22) vs. Shippensburg (13), 5-19-1985; Lewis (27) vs. Ferris St. (2), 5-18-1990.

DOUBLES
10—Wright St. (26) vs. Youngstown St. (1), 5-19-1977.

TRIPLES
5—South Dakota St. (13) vs. Northwest Mo. St. (1), 5-18-1973.

HOME RUNS
8—Lewis (24) vs. Sam Houston St. (8), 5-18-1984; Longwood (11) vs. Shippensburg (15), 5-14-1992.

RUNS BATTED IN
27—Delta St. (28) vs. Indianapolis (15), 5-15-1981; Fla. Southern (29) vs. Fla. Atlantic (11), 5-16-1985.

TOTAL BASES
54—Lewis (24) vs. Sam Houston St. (8), 5-18-1984.

LEFT ON BASE
19—New Orleans (6) vs. Nicholls St. (10), 5-24-1974.

PITCHING

STRIKEOUTS, ONE GAME
20—Jacksonville St. (2) vs. Southeastern La. (5), 5-16-1975.

BASES ON BALLS, ONE GAME
16—Slippery Rock (12) vs. Shippensburg (11), 5-18-1989; Mesa St. (13) vs. Sonoma St. (17), 5-14-1999.

CONSECUTIVE SHUTOUT INNINGS
21—Fla. Southern (9 innings vs. Old Dominion, 5-25-1972; 9 innings vs. Montclair St., 5-26-1972; 3 innings vs. New Haven, 5-27-1972).

SINGLE-GAME, FIELDING

ASSISTS
26—Neb.-Omaha (1) vs. Mo.-St. Louis (2), 5-23-1977; Quinnipiac (1) vs. Mansfield (3), 5-21-1988.

ERRORS
11—Minn. St. Mankato (9) vs. Troy St. (18), 5-15-1978; Slippery Rock (8) vs. West Ga. (28), 5-14-1982; Minn. St. Mankato (7) vs. Lewis (14), 5-17-1986.

DOUBLE PLAYS
6—Tampa (5) vs. West Ga. (1), 5-25-1998.

Won-Lost Records in Tournament Play

Team (Years Participated)	Yrs.	Won	Lost	Pct.	1st	2nd	3rd	4th
Abilene Christian (1996-2000-01-02-03)	5	7	9	.438	0	0	0	0
Adelphi (1972-74-75-77-81-86-89-92-93-96-97-99)	12	24	25	.490	0	0	2	0
Akron (1979)	1	0	2	.000	0	0	0	0
Ala.-Huntsville (1998-99-2000-01)	4	6	8	.429	0	0	0	0
Alabama St. (1974)	1	0	2	.000	0	0	0	0
Albany St. (Ga.) (1978)	1	0	2	.000	0	0	0	0
American Int'l (1991)	1	3	2	.600	0	0	0	0
Arkansas St. (1968)	1	3	2	.600	0	0	1	0
Armstrong Atlantic (1988-89-90-91-92-93-94-98-99-2003)	10	13	23	.361	0	0	0	0
Ashland (1995-99-2000-01-02-03)	6	12	13	.480	0	0	0	0
Assumption (1978-82)	2	1	4	.200	0	0	0	0
Augusta St. (1978)	1	1	2	.330	0	0	0	0
Baltimore (1973)	1	0	2	.000	0	0	0	0
Barry (1998)	1	2	2	.500	0	0	0	0
Bellarmine (1973-79-80-89)	4	4	8	.333	0	0	0	0
Belmont Abbey (1968-2001)	2	0	4	.000	0	0	0	0
Bloomsburg (1995)	1	4	3	.571	0	0	0	0
Brandeis (1975)	1	2	2	.500	0	0	0	0
Bryant (1986-98-2002)	3	2	6	.250	0	0	0	0
C.W. Post (1974-76-77-80-82-83-85)	7	7	14	.333	0	0	0	0

**Record adjusted by the NCAA Committee on Infractions.*

Team (Years Participated)	Yrs.	Won	Lost	Pct.	1st	2nd	3rd	4th
UC Davis (1978-79-90-93-94-95-2003)	7	16	15	.516	0	0	0	0
UC Irvine (1970-71-72-73-74)	5	15	8	.652	2	0	0	0
UC Riverside (1975-77-81-82-90-91-92-94-95-96)	10	34	21	.618	2	0	0	0
Calif. (Pa.) (1977-79-83)	3	3	6	.333	0	0	0	0
Cal Poly* (1977-91)	2	1	4	.200	0	0	0	0
Cal Poly Pomona (1976-79-80-83-85-88-93)	7	32	15	.681	3	1	0	0
Cal St. Chico (1978-87-96-97-98-99-2000-02)	8	29	12	.707	2	1	1	0
Cal St. Dom. Hills (1986-87-94)	3	5	7	.417	0	0	0	1
Cal St. Fullerton (1974)	1	0	2	.000	0	0	0	0
Cal St. Hayward (1972-77)	2	3	4	.429	0	0	0	0
Cal St. Los Angeles (1998)	1	0	2	.000	0	0	0	0
Cal St. Northridge (1970-71-72-73-75-76-77-80-81-82-84-87-90)	13	46	28	.622	2	2	1	0
Carson-Newman (1999-2002)	2	3	5	.375	0	0	0	0
Central Conn. St. (1973-75)	2	3	4	.429	0	0	0	0
UCF (1979)	1	0	2	.000	0	0	0	0
Central Mich. (1971)	1	6	3	.667	0	1	0	0
Central Mo. St. (1971-74-81-88-89-90-91-94-95-96-97-98-99-2000-01-02-03)	17	57	34	.626	2	1	2	1
Central Okla. (1994-97-2001-02-03)	5	11	10	.524	0	1	0	0
Chapman (1968-69-70-72-75-76-78-79-84)	9	21	17	.553	1	0	0	0
Chattanooga (1971)	1	0	2	.000	0	0	0	0
Cleveland St. (1973)	1	1	2	.333	0	0	0	0
Columbus St. (1975-76-77-79-80-81-83-84-86-87-88-90-92-94-96-98-2002)	17	39	34	.534	1	1	0	0
Concord (2001)	1	0	2	.000	0	0	0	0
Concordia (N.Y.) (1999-2000-01-02)	4	5	8	.385	0	0	0	0
Delta St. (1968-69-75-77-78-79-80-81-82-85-88-89-91-94-95-96-99-2000-01-02-03)	21	61	46	.570	0	2	4	1
Dowling (2002-03)	2	0	4	.000	0	0	0	0
East Stroudsburg (1985)	1	0	2	.000	0	0	0	0
Eastern Ill. (1973-75-76-78-81)	5	20	12	.625	0	1	0	0
Eckerd (1973-74-75-76-77-78-79-80-81-87)	10	17	22	.436	0	1	0	0
Edinboro (1994)	1	1	2	.333	0	0	0	0
Elon (1997)	1	2	2	.500	0	0	0	0
Emporia St. (1993)	1	1	2	.333	0	0	0	0
Evansville (1975-76)	2	0	4	.000	0	0	0	0
Ferris St. (1990)	1	0	2	.000	0	0	0	0
Fla. Atlantic (1985-93)	2	1	5	.167	0	0	0	0
Florida Int'l (1976-78-79-80-82)	5	9	11	.450	0	0	0	0
Fla. Southern (1969-70-71-72-73-74-75-76-77-78-79-80-81-82-83-84-85-86-87-88-89-90-91-92-94-95-96-97-98-99-2000-02-03)	33	124	63	.663	8	4	1	1
Florida Tech (1991-92)	2	3	4	.429	0	0	0	0
Fort Hays St. (1997-98-99-2000-03)	5	11	10	.524	0	1	0	0
Francis Marion (1993-2003)	2	2	4	.333	0	0	0	0
Franklin Pierce (2003)	1	5	2	.714	0	0	1	0
Gardner-Webb (2000)	1	3	2	.600	0	0	0	0
GC&SU (1995-97-2000-01-02)	5	11	10	.524	0	1	0	0
Grand Canyon (2000-02)	2	0	4	.000	0	0	0	0
Grand Valley St. (1985-94-2002-03)	4	5	7	.417	0	0	0	0
Illinois St. (1968-69-70)	3	8	4	.667	1	0	0	0
Indiana (Pa.) (1988-90)	2	1	4	.200	0	0	0	0
Indianapolis (1973-78-81-82-84-98-99-2000-01-03)	10	13	20	.394	0	0	1	0
Ithaca (1969-70-71-73-74)	5	12	11	.522	0	1	0	0
Jacksonville (1968)	1	1	2	.333	0	0	0	1
Jacksonville St. (1973-75-76-77-79-82-83-84-86-88-89-90-91)	13	38	26	.594	2	1	1	0
James Madison (1976)	1	3	2	.600	0	0	0	0
Kennesaw St. (1995-96-97-98-99-2000-01-02-03)	9	34	17	.667	1	2	1	1
Ky. Wesleyan (1988)	1	1	2	.333	0	0	0	0
Kutztown (1999-2001-02-03)	4	9	10	.474	0	0	0	0
Le Moyne (1975-76-77-78-79-80-81-82-83-85-86-87)	12	26	25	.510	0	0	1	0
Lenoir-Rhyne (2001)	1	1	2	.333	0	0	0	1
Lewis (1981-84-85-86-87-88-89-90-92-94-95-96)	12	35	26	.574	0	0	3	1
Long Island (1968)	1	4	3	.571	0	0	0	1
Longwood (1982-84-87-91-92-93)	6	10	13	.435	0	0	0	0
Louisiana Tech (1971)	1	3	2	.600	0	0	0	0
Luther (1969-71)	2	0	4	.000	0	0	0	0
Lynchburg (1975)	1	1	2	.333	0	0	0	0
Minn. Duluth (2003)	1	0	2	.000	0	0	0	0
Minn. St. Mankato (1968-69-70-71-74-76-77-78-79-80-82-83-85-86-87-88-89-90-96-97-99-2000-01-02)	24	39	49	.443	0	0	1	2
Mansfield (1988-92-93-94-95-97-2002)	7	21	15	.583	0	1	0	0
Marietta (1971-72-73-75)	4	13	9	.591	0	1	0	0
UMBC (1977-78-79-86)	4	2	8	.200	0	0	0	0
Maryville (Tenn.) (1974)	1	1	2	.333	0	0	0	0
Mass.-Lowell (1979-81-84-87-88-91-95-97-98-99-2000-01-02-03)	14	26	29	.473	0	0	0	1
MIT (1974)	1	0	2	.000	0	0	0	0
Mercyhurst (1991-94-95-96-97-2000)	6	2	12	.143	0	0	0	0
Merrimack (1990-96-99)	3	2	6	.250	0	0	0	0
Mesa St. (1993-97-99-2002)	4	2	8	.200	0	0	0	0
Middle Tenn. (1968)	1	3	2	.600	0	0	0	0
Millersville (1998-2000)	2	6	5	.545	0	0	0	0
Mo.-Rolla (1972)	1	0	2	.000	0	0	0	0
Mo.-St. Louis (1972-73-75-76-77-78-79-84-92-93-96-98-2003)	13	28	27	.509	0	0	0	2
Mo. Southern St. (1990-91-92-95-2001)	5	10	10	.500	0	1	0	0
Montclair St. (1972-74-75)	3	11	7	.611	0	0	1	0
Morningside (1978-80)	2	0	4	.000	0	0	0	0
Mount Olive (1996-97-98-99-2000)	5	3	10	.231	0	0	0	0

Team (Years Participated)	Yrs.	Won	Lost	Pct.	1st	2nd	3rd	4th
Neb.-Omaha (1975-76-77-81-2002)	5	8	10	.444	0	0	0	0
Neb. Wesleyan (1974)	1	0	2	.000	0	0	0	0
New Haven (1972-73-74-76-77-78-79-80-81-82-83-84-85-86-87-88-89-90-93-94-95-96-98-2001-03)	25	81	60	.575	0	2	3	3
N.M. Highlands (2001)	1	1	2	.333	0	0	0	0
New Orleans (1973-74)	2	10	5	.667	0	1	0	0
NYIT (1978-80)	2	2	4	.333	0	0	0	0
Nicholls St. (1970-72-74-76-77)	5	10	11	.476	0	1	0	0
Norfolk St. (1988-89-90)	3	1	6	.143	0	0	0	0
North Ala. (1984-85-87-89-91-92-93-95-97-99)	10	12	20	.375	0	0	0	0
North Central (1973)	1	0	2	.000	0	0	0	0
North Dakota (1993)	1	3	3	.500	0	0	0	0
North Dakota St. (1969)	1	2	2	.500	0	0	0	0
North Fla. (1994-95-97-99-2000-01-02-03)	8	16	17	.485	0	0	1	1
Northern Colo. (1971-72-73-94-98)	5	8	10	.444	0	0	0	0
Northern Iowa (1968-72)	2	1	4	.200	0	0	0	0
Northern Ky. (1977-79-81-89-90-2002)	6	10	12	.455	0	0	0	0
Northwest Mo. St. (1973-75-78-79-80-82-83-89-2003)	9	11	18	.379	0	0	0	0
Ohio Northern (1974)	1	3	3	.500	0	0	0	0
Old Dominion (1971-72)	2	3	3	.500	0	0	0	0
Pace (1985)	1	1	2	.333	0	0	0	0
Philadelphia U. (1987-90)	2	3	4	.429	0	0	0	0
Pittsburg St. (1997-98-99-2002)	4	3	8	.273	0	0	0	0
Portland St. (1968-69)	2	2	4	.333	0	0	0	0
Presbyterian (1998-2003)	2	0	4	.000	0	0	0	0
Puget Sound (1969-71-72-73-74)	5	9	12	.429	0	0	0	1
Queens (N.Y.) (1998)	1	0	2	.000	0	0	0	0
Quincy (1997-99)	2	3	4	.429	0	0	0	0
Quinnipiac (1979-83-84-88)	4	8	9	.471	0	0	0	0
Randolph-Macon (1977)	1	0	2	.000	0	0	0	0
Regis (Colo.) (1991)	1	1	2	.333	0	0	0	0
Rockhurst (1999-2000-03)	3	9	6	.600	0	0	0	1
Rollins (1973-74-75-76-79-83-89-90-93-2002)	10	15	21	.417	0	0	0	0
Rowan (1973)	1	1	2	.333	0	0	0	0
Sacramento St. (1968-69-70-74-75-85-86-88-89)	9	17	21	.447	0	1	1	0
Sacred Heart (1976-78-90-91-92)	5	11	10	.524	0	0	0	0
St. Cloud St. (1971-91)	2	3	4	.429	0	0	0	0
St. Joseph's (Ind.) (1975-88-91-95-96-98-99)	7	15	16	.484	0	1	0	0
St. Leo (1971-78-96-99-2000-01)	6	6	11	.353	0	0	0	0
St. Mary's (Tex.) (2001)	1	7	2	.778	1	0	0	0
St. Rose (1994-95-97-2000)	4	4	8	.333	0	0	0	0
Saginaw Valley St. (2000-01-02)	3	3	6	.333	0	0	0	0
Sam Houston St. (1984-85-86)	3	4	6	.400	0	0	0	0
San Diego (1971-76-78)	3	9	7	.563	0	0	1	0
San Fran. St. (1979-81-82-83-89-95)	6	4	14	.222	0	0	0	0
Savannah St. (1999)	1	0	2	.000	0	0	0	0
Seattle Pacific (1968-69)	2	3	4	.429	0	0	0	0
Shepherd (1997-2002)	2	5	4	.556	0	0	0	0
Shippensburg (1973-77-78-79-80-81-84-85-86-87-89-91-92-96-99-2000-03)	17	25	36	.410	0	0	0	0
Siena (1976)	1	0	2	.000	0	0	0	0
Slippery Rock (1982-89-91-93-96-97-98-99-2000-01-03)	11	22	24	.478	0	0	1	0
Sonoma St. (1991-92-98-99-2001-03)	6	9	11	.450	0	0	0	0
S.C.-Aiken (1992-93)	2	5	4	.556	0	0	0	0
South Dakota St. (1973-75-77-84-90-92-93-94-95)	9	8	19	.296	0	0	0	0
Southeast Mo. St. (1976-77-83)	3	7	6	.538	0	0	1	0
Southeastern La. (1975-76-78)	3	7	6	.538	0	0	0	1
Southeastern Okla. (1999-2000-03)	3	10	5	.667	1	0	0	0
Southern Colo. (1968-94-96-2001)	4	5	8	.385	0	0	0	0
Southern Colo. (2002)	1	1	2	.333	0	0	0	0
Southern Conn. St. (2001)	1	0	2	.000	0	0	0	0
SIU Edwardsville (1970-71-72-73-74-75-76-77-82-83-85-86-87-89-90-91-92-97-98-2001)	20	49	43	.533	0	1	1	0
Southern Ind. (1979-83-89-92-93-94)	6	4	12	.250	0	0	0	0
Southern U. (1975)	1	2	2	.500	0	0	0	0
Southwest Mo. St. (1969-70-77-78-79-80-82)	7	17	15	.531	0	1	1	0
Springfield (1968-69-70-71-72-73-76-79-89-92-93-94)	12	16	26	.381	0	0	0	0
Stetson (1970)	1	0	2	.000	0	0	0	0
Stonehill (2000)	1	2	2	.500	0	0	0	0
Tampa (1984-86-87-88-89-90-91-92-93-94-95-96-97-98-2000-01-02-03)	18	62	35	.639	3	2	1	0
Tarleton St. (1998)	1	1	2	.333	0	0	0	0
Tenn.-Martin (1971-86)	2	2	4	.333	0	0	0	0
Tex. A&M-Kingsville (1998)	1	0	2	.000	0	0	0	0
Texas Wesleyan (2000)	1	1	2	.333	0	0	0	0
Towson (1978)	1	0	2	.000	0	0	0	0
Troy St. (1977-78-79-80-81-83-84-85-86-87-88-90-91-93)	14	44	26	.629	2	0	2	2
Tusculum (2003)	1	1	2	.333	0	0	0	0
Tuskegee (1969-72-73)	3	1	6	.143	0	0	0	0
Union (Tenn.) (1970-72)	2	0	4	.000	0	0	0	0
Upsala (1969-71)	2	0	4	.000	0	0	0	0
Valdosta St. (1974-75-77-78-79-80-81-82-83-85-86-87-92-93-95-2002)	16	46	36	.561	1	0	2	3
Valparaiso (1969-72-74-76)	4	6	8	.429	0	0	0	0
Wayne St. (Neb.) (2001)	1	1	2	.333	0	0	0	1
West Ala. (1976-79-92)	3	9	7	.563	0	0	0	1
West Chester (1983-85-2003)	3	2	6	.250	0	0	0	0
West Ga. (1977-78-79-82-84-98)	6	10	13	.435	0	0	1	0

Team (Years Participated)	Yrs.	Won	Lost	Pct.	1st	2nd	3rd	4th
Western Ore. (2003)	1	0	2	.000	0	0	0	0
West Liberty St. (1998)	1	1	2	.333	0	0	0	0
West Virginia St. (1998-99-2000-01-02)	5	10	10	.500	0	0	1	0
West Va. Wesleyan (1996)	1	0	2	.000	0	0	0	0
Western Ill. (1974-76-78)	3	5	6	.455	0	0	0	0
Westfield St. (1975)	1	4	2	.667	0	0	0	0
Wingate (1994-95-96-2001)	4	4	8	.333	0	0	0	0
Winona St. (1998-2000)	2	2	4	.333	0	0	0	0
Wittenberg (1968)	1	0	2	.000	0	0	0	0
Wright St. (1975-76-77-78-80-83-86-87)	8	16	16	.500	0	0	1	0
Youngstown St. (1977)	1	0	2	.000	0	0	0	0

All-Time Results

1968 West Regional: Chapman 3 wins, 0 losses; Seattle Pacific 2-2; Sacramento St. 1-2; Portland St. 0-2. **Mideast Regional:** Delta St. 3-1; Middle Tenn. 3-2; Illinois St. 1-2; Wittenberg 0-2. **Midwest Regional:** Arkansas St. 2-0; Minn. St. Mankato 1-1; Southern Colo. 1-1; Northern Iowa 0-2. **East Regional:** Long Island 4-1; Springfield 2-2; Jacksonville 1-2; Belmont Abbey 0-2. **Finals:** Chapman 11, Long Island 8; Delta St. 3, Arkansas St. 1; Arkansas St. 10, Long Island 3; Chapman 3, Delta St. 0; Delta St. 4, Arkansas St. 3. **Championship:** Chapman 11, Delta St. 0.

1969 West Regional: Puget Sound 5 wins, 2 losses; Chapman 2-2; Portland St. 2-2; Seattle Pacific 1-2; Sacramento St. 0-2. **Midwest Regional:** Southwest Mo. St. 3-0; North Dakota St. 2-2; Minn. St. Mankato 1-2; Luther 0-2. **Mideast Regional:** Illinois St. 3-0; Delta St. 2-2; Valparaiso 1-2; Tuskegee 0-2. **East Regional:** Fla. Southern 3-0; Springfield 2-2; Ithaca 1-2; Upsala 0-2.
Finals: Illinois St. 5, Puget Sound 3; Southwest Mo. St. 6, Fla. Southern 3; Fla. Southern 13, Puget Sound 10; Illinois St. 5, Southwest Mo. St. 1; Southwest Mo. St. 11, Fla. Southern 5. **Championship:** Illinois St. 12, Southwest Mo. St. 0.

1970 West Regional: Cal St. Northridge 3 wins, 1 loss; Chapman 3-2; Sacramento St. 1-2; UC Irvine 0-2. **Midwest Regional:** Southwest Mo. St. 2-1; Minn. St. Mankato 1-2. **Mideast Regional:** Nicholls St. 4-1; SIU-Edwardsville 2-2; Illinois St. 1-2; Union (Tenn.) 0-2. **East Regional:** Springfield 3-1; Fla. Southern 3-2; Ithaca 1-2; Stetson 0-2.
Finals: Nicholls St. 3, Springfield 1; Southwest Mo. St. 6, Cal St. Northridge 2; Cal St. Northridge 5, Springfield 3; Nicholls St. 8, Southwest Mo. St. 5; Cal St. Northridge 6, Southwest Mo. St. 1; Cal St. Northridge 9, Nicholls St. 5. **Championship:** Cal St. Northridge 2, Nicholls St. 1.

1971 West Regional: San Diego 3 wins, 0 losses; Cal St. Northridge 2-2; Puget Sound 1-2; UC Irvine 0-2. **Midwest Regional:** Minn. St. Mankato 3-0; Northern Colo. 3-2; St. Cloud St. 2-2; Central Mo. St. 0-2; Luther 0-2. **Mideast Regional:** Central Mich. 4-1; SIU-Edwardsville 3-2; Louisiana Tech 3-2; Tenn.-Martin 1-2; Marietta 0-2; Chattanooga 0-2. **East Regional:** Fla. Southern 3-0; Old Dominion 2-1; St. Leo 1-1; Springfield 1-2; Ithaca 1-2; Upsala 0-2.
Finals: San Diego 5, Fla. Southern 4; Central Mich. 9, Minn. St. Mankato 0; Fla. Southern 6, Minn. St. Mankato 0; Central Mich. 5, San Diego 3; Fla. Southern 11, San Diego 4; Fla. Southern 9, Central Mich. 6. **Championship:** Fla. Southern 4, Central Mich. 0.

1972 West Regional: Cal St. Northridge 4 wins, 0 losses; Chapman 2-2; UC Irvine 1-2; Puget Sound 1-2; Cal St. Hayward 0-2. **Midwest Regional:** Mo.-St. Louis 4-1; Northern Colo. 2-2; Northern Iowa 1-2; Mo.-Rolla 0-2. **Mideast Regional:** SIU-Edwardsville 5-1; Valparaiso 3-2; Marietta 2-2; Nicholls St. 1-2; Tuskegee 0-2; Union (Tenn.) 0-2. **East Regional:** Fla. Southern 3-0; New Haven 3-2; Montclair St. 2-2; Adelphi 1-2; Old Dominion 1-2; Springfield 0-2.
Finals: Cal St. Northridge 7, SIU-Edwardsville 6; Fla. Southern 10, Mo.-St. Louis 4; SIU-Edwardsville 4, Mo.-St. Louis 1; Fla. Southern 10, Cal St. Northridge 3; Cal St. Northridge 10, SIU-Edwardsville 0; Cal St. Northridge 3, Fla. Southern 0. **Championship:** Fla. Southern 5, Cal St. Northridge 1.

1973 Northeast Regional: Ithaca 5 wins, 1 loss; Central Conn. St. 3-2; Springfield 2-2; Rowan 1-2; New Haven 0-2; Shippensburg 0-2. **South Regional:** Jacksonville St. 3-0; New Orleans 2-2; Tuskegee 1-2; Bellarmine 0-2. **West Regional:** UC Irvine 3-1; Cal St. Northridge 1-2; Puget Sound 1-2. **Midwest Regional:** Mo.-St. Louis 3-0; Northern Colo. 2-2; South Dakota St. 1-2; Northwest Mo. St. 0-2. **Mideast Regional:** Eastern Ill. 4-0; Marietta 3-2; Indianapolis 2-2; Cleveland St. 1-2; North Central 0-2; SIU-Edwardsville 0-2. **South Atlantic Regional:** Fla. Southern 3-0; Rollins 2-2; Eckerd 1-2; Baltimore 0-2.

Finals: Ithaca 3, Jacksonville St. 2; UC Irvine 6, Mo.-St. Louis 5; Eastern Ill. 9, Fla. Southern 1; Mo.-St. Louis 2, Jacksonville St. 1; Ithaca 4, Fla. Southern 1; UC Irvine 6, Eastern Ill. 2; Eastern Ill. 7, Mo.-St. Louis 5; UC Irvine 5, Ithaca 0; Ithaca 3, Eastern Ill. 2. **Championship:** UC Irvine 9, Ithaca 6.

1974 Northeast Regional: New Haven 4 wins, 1 loss; Montclair St. 4-2; C.W. Post 2-2; Ithaca 1-2; Adelphi 0-2; MIT 0-2. **South Atlantic Regional:** Valdosta St. 3-1; Eckerd 3-2; Rollins 1-2; Fla. Southern 0-2. **Mideast Regional:** Ohio Northern 3-1; Western Ill. 3-2; Valparaiso 1-2; SIU-Edwardsville 0-2. **South Regional:** New Orleans 4-1; Nicholls St. 2-2; Maryville (Tenn.) 1-2; Alabama St. 0-2. **Midwest Regional:** Central Mo. St. 3-1; Minn. St. Mankato 2-2; Neb. Wesleyan 0-2. **West Regional:** UC Irvine 3-0; Sacramento St. 2-2; Puget Sound 1-2; Cal St. Fullerton 0-2.
Finals: UC Irvine 6, New Haven 2; New Orleans 13, Valdosta St. 9; Central Mo. St. 2, Ohio Northern 0; New Haven 1, Valdosta St. 0; UC Irvine 8, Ohio Northern 1; New Orleans 6, Central Mo. St. 2; New Haven 4, Central Mo. St. 0; UC Irvine 12, New Orleans 6; New Orleans 9, New Haven 2; New Orleans 7, UC Irvine 6. **Championship:** UC Irvine 14, New Orleans 1.

1975 Northeast Regional: Montclair St. 4 wins, 1 loss; Westfield St. 4-2; Brandeis 2-2; Le Moyne 1-2; Adelphi 0-2; Central Conn. St. 0-2. **South Atlantic Regional:** Fla. Southern 4-0; Rollins 3-2; Columbus St. 2-2; Lynchburg 1-2; Eckerd 0-2; Valdosta St. 0-2. **Mideast Regional:** Marietta 5-1; St. Joseph's (Ind.) 3-2; Wright St. 2-2; SIU-Edwardsville 1-2; Eastern Ill. 0-2; Evansville 0-2. **South Regional:** Southeastern La. 3-0; Southern U. 2-2; Delta St. 1-2; Jacksonville St. 0-2. **Midwest Regional:** Northwest Mo. St. 3-0; Mo.-St. Louis 2-2; Neb.-Omaha 1-2; South Dakota St. 0-2. **West Regional:** Cal St. Northridge 3-0; Chapman 2-2; UC Riverside 1-2; Sacramento St. 0-2.
Finals: Montclair St. 3, Marietta 2; Fla. Southern 4, Cal St. Northridge 3; Northwest Mo. St. 6, Southeastern La. 2; Marietta 3, Cal St. Northridge 1; Southeastern La. 1, Montclair St. 0; Fla. Southern 2, Northwest Mo. St. 1; Marietta 6, Northwest Mo. St. 1; Southeastern La. 5, Fla. Southern 0; Fla. Southern 2, Montclair St. 0; Marietta 9, Southeastern La. 2. **Championship:** Fla. Southern 10, Marietta 7.

1976 Northeast Regional: Sacred Heart 4 wins, 0 losses; New Haven 3-2; C.W. Post 2-2; Le Moyne 1-2; Siena 0-2; Springfield 0-2. **South Atlantic Regional:** Fla. Southern 4-0; James Madison 3-2; Eckerd 2-2; Rollins 1-2; Columbus St. 0-2; Florida Int'l 0-2. **Mideast Regional:** SIU-Edwardsville 4-0; Wright St. 3-2; Eastern Ill. 2-2; Valparaiso 1-2; Evansville 0-2; Western Ill. 0-2. **Southern Regional:** Livingston 4-1; Southeastern La. 2-2; Jacksonville St. 1-2; Nicholls St. 0-2 **Midwest Regional:** Southeast Mo. St. 3-0; Neb.-Omaha 2-2; Minn. St. Mankato 1-2; Mo.-St. Louis 0-2 **West Regional:** Cal Poly Pomona 3-0; Champman 2-2; Cal St. Northridge 1-2; San Diego 0-2.
Finals: Southeast Mo. St. 4, Sacred Heart 3 (11 inn.); Livingston 6, Cal Poly Pomona 5 (11 inn.); SIU-Edwardsville 9, Fla. Southern 5; Cal Poly Pomona 12, Sacred Heart 1; Fla. Southern 5, Southeast Mo. St. 3; SIU-Edwardsville 11, Livingston 4; Southeast Mo. St. 9, Livingston 7; Cal Poly Pomona 5, Fla. Southern 1; SIU-Edwardsville 9, Southeast Mo. St. 3; Cal Poly Pomona 6, SIU-Edwardsville 5. **Championship:** Cal Poly Pomona 17, SIU-Edwardsville 3.

1977 New England Regional: New Haven 3 wins, 1 loss; Le Moyne 3-2; Adelphi 1-2; C.W. Post 0-2. **Middle Atlantic Regional:** Shippensburg 3-0; Calif. (Pa.) 1-2; UMBC 0-2. **South Atlantic Regional:** Valdosta St. 4-1; West Ga. 2-2; Columbus St. 1-2; Randolph-Macon 0-2. **South Regional:** Eckerd 3-0; Fla. Southern 2-2; Jacksonville St. 1-2; Troy St. 0-2. **Great Lakes Regional:** SIU-Edwardsville 3-0; Northern Ky. 2-2; Wright St. 1-2; Youngstown St. 0-2. **North Central Regional:** Mo.-St. Louis 4-0; Neb.-Omaha 3-2; Southeast Mo. St. 2-2; Southwest Mo. St. 1-2; Minn. St. Mankato 0-2; South Dakota St. 0-2. **South Central Regional:** Delta St. 2-1; Nicholls St. 1-2. **West Regional:** UC Riverside 3-1; Cal St. Hayward 3-2; Cal St. Northridge 1-2; Cal Poly 0-2.
Finals: New Haven 6, Shippensburg 1; Eckerd 2, Valdosta St. 1; Mo.-St. Louis 9, SIU-Edwardsville 5; UC Riverside 8, Delta St. 2; Valdosta St. 2, Shippensburg 1 (13 inn.); Delta St. 5, SIU-Edwardsville 4; Eckerd 14, New Haven 2; UC Riverside 12, Mo.-St. Louis 0; Delta St. 5, New Haven 3; Valdosta St. 11, Mo.-St. Louis 4;

Eckerd 8, UC Riverside 2; UC Riverside 8, Valdosta St. 7; Delta St. 8, Eckerd 6; UC Riverside 5, Delta St. 3. **Championship:** UC Riverside 4, Eckerd 1.

1978 New England Regional: New Haven 3 wins, 0 losses; Sacred Heart 2-2; NYIT 1-2; Assumption 0-2. **Middle Atlantic Regional:** Le Moyne 3-1; Shippensburg 3-2; UMBC 1-2; Towson 0-2. **South Atlantic Regional:** Valdosta St. 3-0; West Ga. 2-2; Augusta St. 1-2; Albany St. (Ga.) 0-2. **South Regional:** Fla. Southern 3-0; Florida Int'l 2-2; St. Leo 1-2; Eckerd 0-2. **Great Lakes Regional:** Eastern Ill. 4-1; Western Ill. 2-2; Wright St. 1-2; Indianapolis 0-2. **North Central Regional:** Southwest Mo. St. 3-0; Northwest Mo. St. 2-2; Mo.-St. Louis 1-2; Morningside 0-2. **South Central Regional:** Delta St. 3-1; Troy St. 3-2; Minn. St. Mankato 1-2; Southeastern La. 0-2. **West Regional:** San Diego 4-1; Chapman 2-2; UC Davis 1-2; Cal St. Chico 0-2.
Finals: Delta St. 12, Southwest Mo. St. 2; San Diego 15, Eastern Ill. 6; Fla. Southern 14, New Haven 9; Valdosta St. 10, Le Moyne 7; Eastern Ill. 21, Southwest Mo. St. 11; New Haven 7, Le Moyne 6; Delta St. 6, San Diego 1; Fla. Southern 13, Valdosta St. 7; New Haven 11, San Diego 5; Valdosta St. 11, Eastern Ill. 9; Fla. Southern 13, Delta St. 8; Delta St. 9, Valdosta St. 5; New Haven 14, Fla. Southern 8; Delta St. 12, New Haven 11. **Championship:** Fla. Southern 7, Delta St. 2.

1979 New England Regional: New Haven 4-1; Quinnipiac 2-2; Springfield 1-2; Mass.-Lowell 0-2. **Middle Atlantic Regional:** Le Moyne 3-0; Calif. (Pa.) 2-2; UMBC 1-2; Shippensburg 0-2. **South Atlantic Regional:** Valdosta St. 3-0; Columbus St. 2-2; Rollins 1-2; West Ga. 0-2. **South Regional:** Fla. Southern 3-0; Eckerd 2-2; Florida Int'l 1-2; UCF 0-2. **Great Lakes Regional:** Northern Ky. 3-0; Bellarmine 2-2; Southern Ind. 1-2; Akron 0-2. **North Central Regional:** Minn. St. Mankato 3-0; Mo.-St. Louis 2-2; Southwest Mo. St. 1-2; Northwest Mo. St. 0-2. **South Central Regional:** Jacksonville St. 3-0; Delta St. 2-2; Troy St. 1-2; Livingston 0-2. **West Regional:** Cal Poly Pomona 3-0; UC Davis 2-2; Chapman 1-2; San Fran. St. 0-2.
Finals: Le Moyne 6, Minn. St. Mankato 2; Fla. Southern 4, Cal Poly Pomona 3 (13 inn.); Valdosta St. 15, Jacksonville St. 4; New Haven 6, Northern Ky. 3; Fla. Southern 15, Le Moyne 3; New Haven 4, Valdosta St. 3; Cal Poly Pomona 10, Minn. St. Mankato 4; Jacksonville St. 9, Northern Ky. 8; Fla. Southern 4, New Haven 3; Valdosta St. 6, Cal Poly Pomona 3; Le Moyne 7, Jacksonville St. 0; Valdosta St. 11, Fla. Southern 3; Le Moyne 3, New Haven 2; Valdosta St. 8, Le Moyne 3. **Championship:** Valdosta St. 3, Fla. Southern 2.

1980 Northeast Regional: New Haven 3 wins, 0 losses; C.W. Post 2-2; NYIT 1-2; Le Moyne 0-2. **South Atlantic Regional:** Florida Int'l 3-0; Valdosta St. 2-2; Columbus St. 1-2; Shippensburg 0-2. **South Regional:** Fla. Southern 3-2; Eckerd 2-3. **Central Regional:** Troy St. 4-1; Bellarmine 2-2; Wright St. 1-2; Delta St. 0-2. **Midwest Regional:** Minn. St. Mankato 4-1; Northwest Mo. St. 2-2; Southwest Mo. St. 1-2; Morningside 0-2. **West Regional:** Cal Poly Pomona 3-2; Cal St. Northridge 2-3.
Finals: Minn. St. Mankato 12, Fla. Southern 9; Florida Int'l 8, Troy St. 2; Cal Poly Pomona 6, New Haven 4; Troy St. 6, Fla. Southern 3; New Haven 3, Minn. St. Mankato 1; Cal Poly Pomona 12, Florida Int'l 2; Minn. St. Mankato 8, Florida Int'l 3; New Haven 15, Troy St. 7; Cal Poly Pomona 10, Minn. St. Mankato 4. **Championship:** Cal Poly Pomona 13, New Haven 6.

1981 South Regional: Fla. Southern 3 wins, 1 loss; Eckerd 1-3. **Midwest Regional:** Eastern Ill. 4-1; Neb.-Omaha 2-2; Lewis 1-2; Central Mo. St. 0-2. **South Atlantic Regional:** Cal St. Northridge 4-1; Valdosta St. 2-2; Columbus St. 1-2; Shippensburg 0-2. **West Regional:** UC Riverside 3-1; San Fran. St. 1-3. **Central Regional:** Troy St. 3-0; Delta St. 2-2; Northern Ky. 1-2; Indianapolis 0-2. **Northeast Regional:** Le Moyne 3-0; Adelphi 2-2; Mass.-Lowell 1-2; New Haven 0-2.
Finals: Cal St. Northridge 10, Le Moyne 5; Troy St. 12, Eastern Ill. 3; Fla. Southern 6, UC Riverside 4; Eastern Ill. 7, Le Moyne 5; Cal St. Northridge 14, UC Riverside 12; Fla. Southern 5, Troy St. 1; Eastern Ill. 8, Troy St. 3; Fla. Southern 6, Cal St. Northridge 1; Eastern Ill. 3, Cal St. Northridge 2. **Championship:** Fla. Southern 9, Eastern Ill. 0.

1982 Northeast Regional: New Haven 4 wins, 1 loss; Le Moyne 2-2; Assumption 1-2; C.W. Post 0-2. **Central Regional:** Delta St. 3-0; Indianapolis 1-2; Jacksonville St. 0-2. **Midwest Regional:** Southwest Mo. St. 3-0; Minn. St. Mankato 2-2; Northwest Mo. St. 1-2; SIU-Edwardsville 0-2. **South Regional:** Fla. Southern 3-2; Florida Int'l 2-3. **South Atlantic Regional:** Longwood 3-1; Valdosta St. 3-2; West Ga. 1-2; Slippery Rock 0-2. **West Regional:** UC Riverside 3-1; Cal St. Northridge 2-2; San Fran. St. 0-2.
Finals: Fla. Southern 18, Delta St. 2; New Haven 6, Southwest Mo. St. 1; UC Riverside 6, Longwood 1; Delta St. 7, Southwest Mo. St. 5; Fla. Southern 11, Longwood 0; UC Riverside 4, New Haven 3; Delta St. 5, New Haven 1; UC Riverside 8, Fla. Southern 7; Fla. Southern 13, Delta St. 9. **Championship:** UC Riverside 10, Fla. Southern 1.

1983 South Atlantic Regional: Valdosta St. 3 wins, 1 loss; Columbus St. 3-2; West Chester 1-2; Calif. (Pa.) 0-2. **Midwest Regional:** SIU-Edwardsville 4-1; Minn. St. Mankato 2-2; Northwest Mo. St. 1-2; Southeast Mo. St. 0-2. **Northeast Regional:** Quinnipiac 4-1; New Haven 2-2; C.W. Post 1-2; Le Moyne 0-2. **South Regional:** Fla. Southern 3-0; Rollins 0-3. **West Regional:** Cal Poly Pomona 3-1; San Fran. St. 1-3. **Central Regional:** Jacksonville St. 3-0; Wright St. 2-2; Troy St. 1-2; Southern Ind. 0-2.
Finals: Valdosta St. 7, SIU-Edwardsville 2; Fla. Southern 13, Quinnipiac 1; Cal Poly Pomona 8, Jacksonville St. 4 (11 inn.); SIU-Edwardsville 8, Quinnipiac 6; Jacksonville St. 12, Valdosta St. 8; Cal Poly Pomona 11, Fla. Southern 10; Valdosta St. 8, Fla. Southern 1; Jacksonville St. 8, SIU-Edwardsville 7; Cal Poly Pomona 3, Valdosta St. 0. **Championship:** Cal Poly Pomona 9, Jacksonville St. 7.

1984 South Regional: Fla. Southern 9, Tampa 4; Fla. Southern 4, Tampa 3; Fla. Southern 6, Tampa 1. **Northeast Regional:** New Haven 10, Mass.-Lowell 2; Adelphi 7, Quinnipiac 3; Quinnipiac 8, Mass.-Lowell 5; New Haven 6, Adelphi 5; Quinnipiac 11, Adelphi 2; New Haven 12, Quinnipiac 3. **Midwest Regional:** Mo.-St. Louis 5, Sam Houston St. 2; South Dakota St. 3, Lewis 2; South Dakota St. 11, Mo.-St. Louis 6; Lewis 24, Sam Houston St. 8; Mo.-St. Louis 14, Lewis 5; Mo.-St. Louis 7, South Dakota St. 2; South Dakota St. 15, Mo.-St. Louis 3. **South Atlantic Regional:** Shippensburg 8, West Ga. 7; Columbus St. 19, Longwood 1; Columbus St. 6, Shippensburg 5 (12 inn.); Longwood 12, West Ga. 11 (13 inn.); Shippensburg 3, Longwood 1; Columbus St. 7, Shippensburg 3. **West Regional:** Cal St. Northridge 6, Chapman 5 (11 inn.); Cal St. Northridge 9, Chapman 5; Chapman 15, Cal St. Northridge 12; Cal St. Northridge 9, Chapman 1. **Central Regional:** Jacksonville St. 6, Indianapolis 4; North Ala. 2, Troy St. 1; Troy St. 7, Indianapolis 6; North Ala. 2, Jacksonville St. 1 (10 inn.); Troy St. 5, Jacksonville St. 1; Troy St. 9, North Ala. 3; Troy St. 9, North Ala. 3.
Finals: Troy St. 5, New Haven 4; Fla. Southern 17, Columbus St. 5; Cal St. Northridge 17, South Dakota St. 2; New Haven 7, Columbus St. 6; Troy St. 12, South Dakota St. 6; Fla. Southern 7, Cal St. Northridge 6; Fla. Southern 12, Troy St. 3; Cal St. Northridge 11, New Haven 3; Cal St. Northridge 12, Troy St. 4; Cal St. Northridge 10, Fla. Southern 0. **Championship:** Cal St. Northridge 10, Fla. Southern 5.

1985 Northeast Regional: Le Moyne 9, C.W. Post 7; New Haven 25, Pace 4; Pace 10, C.W. Post 0; New Haven 10, Le Moyne 5; Le Moyne 9, Pace 8; New Haven 16, Le Moyne 6. **South Atlantic Regional:** Shippensburg 7, East Stroudsburg 2; West Chester 11, Valdosta St. 4; Shippensburg 9, West Chester 8; Valdosta St. 16, East Stroudsburg 3; Valdosta St. 7, West Chester 3; Valdosta St. 22, Shippensburg 13; Valdosta St. 13, Shippensburg 6. **South Regional:** Fla. Southern 8, Fla. Atlantic 2; Fla. Southern 11, Fla. Atlantic 10 (11 inn.); Fla. Southern 29, Fla. Atlantic 11. **Central Regional:** Troy St. 7, North Ala. 6 (10 inn.); Delta St. 8, Grand Valley St. 2; Troy St. 10, Delta St. 2; Grand Valley St. 10, North Ala. 9 (14 inn.); Delta St. 8, Grand Valley St. 4; Troy St. 10, Delta St. 6. **Midwest Regional:** SIU-Edwardsville 8, Sam Houston St. 4; Minn. St. Mankato 9, Lewis 8; SIU-Edwardsville 6, Minn. St. Mankato 5; Sam Houston St. 12, Lewis 3; Sam Houston St. 13, Minn. St. Mankato 5; SIU-Edwardsville 4, Sam Houston St. 3. **West Regional:** Cal Poly Pomona 5, Sacramento St. 3; Sacramento St. 10, Cal Poly Pomona 9; Cal Poly Pomona 14, Sacramento St. 4; Sacramento St. 7, Cal Poly Pomona 5; Cal Poly Pomona 9, Sacramento St. 7.
Finals: Fla. Southern 12, SIU-Edwardsville 5; Cal Poly Pomona 6, New Haven 5; Valdosta St. 19, Troy St. 1; New Haven 10, SIU-Edwardsville 9 (11 inn.); Fla. Southern 10, Troy St. 5 (12 inn.); Cal Poly Pomona 10, Valdosta St. 0; Fla. Southern 10, Cal Poly Pomona 3; New Haven 11, Valdosta St. 9; Cal Poly Pomona 7, New Haven 2. **Championship:** Fla. Southern 15, Cal Poly Pomona 5.

1986 Northeast Regional: New Haven 10, Bryant 7; Le Moyne 9, Adelphi 3; Le Moyne 8, New Haven 6; Adelphi 16, Bryant 7; New Haven 7, Adelphi 4; New Haven 4, Le Moyne 0; New Haven 5, Le Moyne 4. **South Atlantic Regional:** Valdosta St. 8, Tenn.-Martin 1; Columbus St. 16, UMBC 4; Columbus St. 9, Valdosta St. 6; Tenn.-Martin 14, UMBC 6; Valdosta St. 16, Tenn.-Martin 3; Columbus St. 12, Valdosta St. 7. **South Regional:** Fla. Southern 8, Tampa 5; Tampa 13, Fla. Southern 10; Tampa 9, Fla. Southern 6; Fla. Southern 9, Tampa 5; Tampa 7, Fla. Southern 5. **South Central Regional:** Troy St. 8, Sam Houston St. 7; Jacksonville St. 4, SIU-Edwardsville 0; Troy St. 13, Jacksonville St. 4; Sam Houston St. 13, SIU-Edwardsville 7; Sam Houston St. 8, Jacksonville St. 6; Troy St. 6, Sam Houston St. 4. **North Central Regional:** Minn. St. Mankato 7, Shippensburg 2; Wright St. 5, Lewis 1; Minn. St. Mankato 13, Wright St. 3; Lewis 2, Shippensburg 1; Lewis 5, Wright St. 4; Lewis 14, Minn. St. Mankato 7; Minn. St. Mankato 7, Lewis 5. **West Regional:** Sacramento St. 12, Cal St. Dom. Hills 8; Sacramento St. 7, Cal St. Dom. Hills 1; Cal St. Dom. Hills 7, Sacramento St. 2; Sacramento St. 14, Cal St. Dom. Hills 7.
Finals: Sacramento St. 14, Tampa 12; Troy St. 8, Minn. St. Mankato 6; Minn. St. Mankato 6, Tampa 2; New Haven 11, Columbus St. 7; Columbus St. 6, Sacramento St. 5; Troy St. 7, New Haven 5; Sacramento St. 9, New Haven 4; Columbus St. 14, Minn. St. Mankato 12; Troy St. 9, Sacramento St. 1. **Championship:** Troy St. 5, Columbus St. 0.

1987 Northeast Regional: New Haven 20, Philadelphia U. 11; Le Moyne 11, Mass.-Lowell 2; Mass.-Lowell 15, Philadelphia U. 3; New Haven 11, Le Moyne 5; Le Moyne 11, Mass.-Lowell 6; Le Moyne 6, New Haven 0; New Haven 16, Le Moyne 2. **South Atlantic Regional:** Columbus St. 2, Longwood 1; Valdosta St. 14, Longwood 1; Columbus St. 8, Valdosta St. 5; Columbus St. 14, Valdosta St. 8. **South Regional:** Fla. Southern 5, Eckerd 4; Tampa 9, Eckerd 8; Tampa 3, Fla. Southern 2; Tampa 5, Fla. Southern 4. **South Central Regional:** SIU-Edwardsville 11, North Ala. 4; Troy St. 4, North Ala. 0; Troy St. 8, SIU-Edwardsville 5; Troy St. 3, SIU-Edwardsville 1. **North Central Regional:** Lewis 13, Minn. St. Mankato 9; Wright St. 11, Shippensburg 3; Shippensburg 11, Minn. St. Mankato 3; Wright St. 7, Lewis 4; Lewis 10, Shippensburg 6; Wright St. 9, Lewis 4. **West Regional:** Cal St. Northridge 9, Cal St. Chico 6; Cal St. Dom. Hills 12, Cal St. Chico 1; Cal St. Dom. Hills 5, Cal St. Northridge 1; Cal St. Dom. Hills 6, Cal St. Northridge 3.
Finals: Wright St. 1, New Haven 0; Troy St. 6, Tampa 0; Cal St. Dom. Hills 10, Columbus St. 7; Tampa 5, New Haven 4; Columbus St. 13, Wright St. 4; Troy St. 6, Cal St. Dom. Hills 2; Wright St. 5, Cal St. Dom. Hills 2; Tampa 17, Columbus St. 3; Troy St. 8, Wright St. 7. **Championship:** Troy St. 7, Tampa 5.

1988 Northeast Regional: Mass.-Lowell 4, Mansfield 2; New Haven 10, Quinnipiac 2; Mansfield 3, Quinnipiac 1; New Haven 8, Mass.-Lowell 3; Mansfield 4, Mass.-Lowell 2; Mansfield 5, New Haven 4; New Haven 17, Mansfield 2. **South Atlantic Regional:** Columbus St. 6, Norfolk St. 4; Armstrong Atlantic 12, Ky. Wesleyan 3; Ky. Wesleyan 12, Norfolk St. 6; Armstrong Atlantic 8, Columbus St. 6; Columbus

St. 12, Ky. Wesleyan 5; Columbus St. 7, Armstrong Atlantic 5; Armstrong Atlantic 5, Columbus St. 3. **South Regional:** Tampa 4, Fla. Southern 0; Fla. Southern 11, Tampa 3; Fla. Southern 9, Tampa 8; Tampa 4, Fla. Southern 3; Fla. Southern 8, Tampa 2. **South Central Regional:** Central Mo. St. 8, Troy St. 7; Jacksonville St. 13, Delta St. 5; Delta St. 9, Troy St. 7; Jacksonville St. 13, Central Mo. St. 3; Delta St. 9, Central Mo. St. 8; Delta St. 10, Jacksonville St. 6; Jacksonville St. 8, Delta St. 2. **North Central Regional:** Lewis 7, Indiana (Pa.) 3; Minn. St. Mankato 10, St. Joseph's (Ind.) 1; Indiana (Pa.) 10, St. Joseph's (Ind.) 4; Lewis 7, Minn. St. Mankato 5; Minn. St. Mankato 5, Indiana (Pa.) 0; Lewis 3, Minn. St. Mankato 1. **West Regional:** Sacramento St. 12, Cal Poly Pomona 6; Cal Poly Pomona 13, Sacramento St. 8; Sacramento St. 9, Cal Poly Pomona 5; Sacramento St. 4, Cal Poly Pomona 2.
Finals: Fla. Southern 5, New Haven 2; Sacramento St. 3, Jacksonville St. 0; Lewis 5, Armstrong Atlantic 4; New Haven 8, Jacksonville St. 7; Fla. Southern 11, Armstrong Atlantic 9; Sacramento St. 5, Lewis 3; Lewis 6, New Haven 1; Fla. Southern 9, Sacramento St. 2; Sacramento St. 8, Lewis 2. **Championship:** Fla. Southern 5, Sacramento St. 4 (12 inn.).

1989 North Central Regional: Minn. St. Mankato 8, Southern Ind. 4; Lewis 12, Southern Ind. 0; Lewis 7, Minn. St. Mankato 4; Lewis 8, Minn. St. Mankato 4. **West Regional:** San Fran. St. 5, Sacramento St. 4; Cal Poly* 4, Sacramento St. 3; San Fran. St. 5, Cal Poly* 4; Cal Poly* 13, San Fran. St. 4; Cal Poly* 4, San Fran. St. 2. **Northeast Regional:** Adelphi 2, Springfield 1 (10 inn.); New Haven 3, Springfield 2; New Haven 6, Adelphi 2; New Haven 5, Adelphi 2. **South Regional:** Rollins 3, Fla. Southern 2; Tampa 10, Fla. Southern 1; Rollins 17, Tampa 4; Rollins 9, Tampa 6. **Central Regional:** Central Mo. St. 18, Northwest Mo. St. 8; SIU-Edwardsville 3, Northwest Mo. St. 0; Central Mo. St. 8, SIU-Edwardsville 1; Central Mo. St. 4, SIU-Edwardsville 3. **South Atlantic Regional:** Armstrong Atlantic 9, Bellarmine 5; Northern Ky. 6, Bellarmine 4 (11 inn.); Northern Ky. 7, Armstrong Atlantic 3; Armstrong Atlantic 5, Northern Ky. 4; Armstrong Atlantic 18, Northern Ky. 2. **North Atlantic Regional:** Shippensburg 4, Norfolk St. 3 (11 inn.); Slippery Rock 16, Norfolk St. 4; Slippery Rock 12, Shippensburg 11; Slippery Rock 8, Shippensburg 3. **South Central Regional:** Jacksonville St. 11, Delta St. 10; North Ala. 8, Delta St. 4; Jacksonville St. 8, North Ala. 1; Jacksonville St. 8, North Ala. 5.
Finals: Slippery Rock 11, Armstrong Atlantic 4; Lewis 8, Cal Poly* 4; Cal Poly* 11, Armstrong Atlantic 7; Jacksonville St. 12, New Haven 4; Rollins 6, Central Mo. St. 3; New Haven 12, Central Mo. St. 4; Slippery Rock 14, Lewis 7; New Haven 7, Rollins 1; Jacksonville St. 6, Rollins 5; Cal Poly* 7, Lewis 0; Cal Poly* 6, Slippery Rock 1; New Haven 5, Jacksonville St. 2; New Haven 10, Jacksonville St. 6; Cal Poly* 7, Slippery Rock 6. **Championship:** Cal Poly* 9, New Haven 5.

**Cal Poly's participation vacated.*

1990 Central Regional: Central Mo. St. 7, South Dakota St. 5; SIU-Edwardsville 17, South Dakota St. 8; Central Mo. St. 3, SIU-Edwardsville 2; Central Mo. St. 7, SIU-Edwardsville 6. **North Atlantic Regional:** Norfolk St. 16, Indiana (Pa.) 15; Philadelphia U. 8, Indiana (Pa.) 7; Philadelphia U. 7, Norfolk St. 1; Philadelphia U. 8, Norfolk St. 7. **North Central Regional:** Minn. St. Mankato 16, Ferris St. 3; Lewis 27, Ferris St. 2; Lewis 3, Minn. St. Mankato 1; Minn. St. Mankato 7, Lewis 5; Lewis 7, Minn. St. Mankato 4. **Northeast Regional:** Sacred Heart 10, Merrimack 6; New Haven 19, Merrimack 2; New Haven 9, Sacred Heart 0; Sacred Heart 8, New Haven 7; New Haven 3, Sacred Heart 1. **South Regional:** Rollins 6, Fla. Southern 1; Tampa 14, Fla. Southern 1; Tampa 8, Rollins 7; Tampa 8, Rollins 7. **South Atlantic Regional:** Armstrong Atlantic 14, Northern Ky. 3; Columbus St. 7, Northern Ky. 1; Armstrong Atlantic 14, Columbus St. 4; Columbus St. 7, Armstrong Atlantic 5; Columbus St. 8, Armstrong Atlantic 2. **South Central Regional:** Jacksonville St. 19, Mo. Southern St. 5; Troy St. 10, Mo. Southern St. 5; Troy St. 6, Jacksonville St. 2; Jacksonville St. 5, Troy St. 0; Jacksonville St. 11, Troy St. 2. **West Regional:** UC Riverside 12, UC Davis 11; UC Davis 13, Cal St. Northridge 5; Cal St. Northridge 4, UC Riverside 1; UC Riverside 8, UC Davis 7; Cal St. Northridge 2, UC Riverside 0.
Finals: Jacksonville St. 3, Philadelphia U. 1; Tampa 10, Central Mo. St. 2; Cal St. Northridge 18, Lewis 5; New Haven 15, Columbus St. 4; Central Mo. St. 25, Philadelphia U. 9; Lewis 8, Columbus St. 1; Jacksonville St. 10, Tampa 8; Cal St. Northridge 18, New Haven 5; Lewis 3, New Haven 2; Tampa 10, Central Mo. St. 5; Cal St. Northridge 8, Lewis 6; Jacksonville St. 3, Tampa 0. **Championship:** Jacksonville St. 12, Cal St. Northridge 8.

1991 North Central Regional: St. Cloud St. 12, St. Joseph's (Ind.) 4; SIU-Edwardsville 9, St. Joseph's (Ind.) 6; SIU-Edwardsville 11, St. Cloud St. 4; SIU-Edwardsville 18, St. Cloud St. 2. **West Regional:** UC Riverside 18, Sonoma St. 12; Cal Poly 5, Sonoma St. 2; UC Riverside 16, Cal Poly 15; UC Riverside 6, Cal Poly 5. **Northeast Regional:** Mass.-Lowell 12, Sacred Heart 2; American Int'l 12, Sacred Heart 11; American Int'l 11, Mass.-Lowell 10; American Int'l 15, Mass.-Lowell 10. **South Regional:** Tampa 6, Florida Tech 5; Fla. Southern 6, Florida Tech 3; Fla. Southern 10, Tampa 1; Fla. Southern 5, Tampa 4. **Central Regional:** Regis (Colo.) 15, Central Mo. St. 11; Mo. Southern St. 17, Central Mo. St. 10; Mo. Southern St. 7, Regis (Colo.) 0; Mo. Southern St. 9, Regis (Colo.) 2. **North Atlantic Regional:** Mercyhurst 10, Slippery Rock 7; Slippery Rock 5, Shippensburg 3; Shippensburg 6, Mercyhurst 3; Shippensburg 5, Mercyhurst 4; Shippensburg 7, Slippery Rock 4. **South Atlantic Regional:** Longwood 5, North Ala. 2; North Ala. 13, Armstrong Atlantic 4; Longwood 10, Armstrong Atlantic 4; Longwood 8, North Ala. 3. **South Central Regional:** Jacksonville St. 2, Troy St. 0; Delta St. 11, Troy St. 5; Jacksonville St. 7, Delta St. 4; Delta St. 10, Jacksonville St. 4; Jacksonville St. 2, Delta St. 0.
Finals: Fla. Southern 5, American Int'l 4; Mo. Southern St. 6, Longwood 3; Jacksonville St. 6, Shippensburg 5; SIU-Edwardsville 5, UC Riverside 2; Longwood 8, American Int'l 5; UC Riverside 8, Shippensburg 3; Mo. Southern St. 5, Fla. Southern 4; Jacksonville St. 15, SIU-Edwardsville 1; UC Riverside 16, SIU-Edwardsville 4; Longwood 11, Fla. Southern 6; UC Riverside 12, Jacksonville St. 10; Longwood 11, Mo. Southern St. 8; Mo. Southern St. 9, Longwood 6; Jacksonville St. 5, UC Riverside 2. **Championship:** Jacksonville St. 20, Mo. Southern St. 4.

1992 North Central Regional: Lewis 7, South Dakota St. 0; Southern Ind. 5, South Dakota St. 1; Lewis 4, Southern Ind. 2; Southern Ind. 11, Lewis 9; Lewis 5, Southern Ind. 4. **West Regional:** UC Riverside 4, Sonoma St. 2; Cal Poly* 4, Sonoma St. 0; Cal Poly* 11, UC Riverside 5; UC Riverside 6, Cal Poly* 4; Cal Poly* 10, UC Riverside 5. **Northeast Regional:** Sacred Heart 2, Adelphi 0; Springfield 14, Adelphi 8; Sacred Heart 5, Springfield 3; Sacred Heart 2, Springfield 1. **South Regional:** Tampa 7, Valdosta St. 5; Fla. Southern 5, Valdosta St. 1; Tampa 12, Fla. Southern 1; Tampa 2, Fla. Southern 1. **Central Regional:** Mo.-St. Louis 4, SIU-Edwardsville 0; Mo. Southern St. 9, SIU-Edwardsville 4; Mo. Southern St. 11, Mo.-St. Louis 8; Mo. Southern St. 9, Mo.-St. Louis 4. **North Atlantic Regional:** Mansfield 12, Longwood 9; Shippensburg 15, Longwood 11; Mansfield 15, Shippensburg 8; Shippensburg 13, Mansfield 7; Mansfield 16, Shippensburg 5. **South Atlantic Regional:** Florida Tech 6, S.C.-Aiken 4; S.C.-Aiken 11, Armstrong Atlantic 0; Florida Tech 7, Armstrong Atlantic 5; Florida Tech 7, S.C.-Aiken 2. **South Central Regional:** North Ala. 13, Columbus St. 7; Livingston 10, Columbus St. 8; Livingston 10, North Ala. 2; Livingston 7, North Ala. 3.
Finals: Cal Poly* 10, Sacred Heart 1; Mansfield 4, Livingston 1; Mo. Southern St. 8, Florida Tech 4; Tampa 6, Lewis 2; Livingston 7, Sacred Heart 6; Lewis 2, Florida Tech 0; Mansfield 11, Cal Poly* 8; Tampa 7, Mo. Southern St. 4; Lewis 7, Mo. Southern St. 6; Cal Poly* 6, Livingston 2; Tampa 15, Lewis 2; Cal Poly* 9, Mansfield 3; Mansfield 3, Cal Poly* 2. **Championship:** Tampa 11, Mansfield 8.

**Cal Poly's participation vacated.*

1993 North Central Regional: North Dakota 8, Southern Ind. 6; South Dakota St. 7, Southern Ind. 3; South Dakota St. 14, North Dakota 5; North Dakota 11, South Dakota St. 1; North Dakota 5, South Dakota St. 1. **West Regional:** UC Davis 15, Cal Poly Pomona 14; Cal Poly* 10, Cal Poly Pomona 8; Cal Poly* 16, UC Davis 9; UC Davis 9, Cal Poly* 5; Cal Poly* 6, UC Davis 1. **Northeast Regional:** Adelphi 10, Springfield 2; Springfield 11, New Haven 3; Adelphi 5, New Haven 0; Adelphi 5, Springfield 4. **South Regional:** Fla. Atlantic 10, Rollins 9 (10 inn.); Rollins 14, Tampa 8; Tampa 12, Fla. Atlantic 1; Tampa 11, Rollins 6; Tampa 8, Fla. Atlantic 5. **Central Regional:** Mo.-St. Louis 8, Mesa St. 2; Emporia St. 7, Mesa St. 5; Mo.-St. Louis 15, Emporia St. 5; Mo.-St. Louis 15, Emporia St. 6. **North Atlantic Regional:** Mansfield 13, Longwood 1; Slippery Rock 6, Longwood 5; Mansfield 17, Slippery Rock 2; Mansfield 10, Slippery Rock 3. **South Atlantic Regional:** Francis Marion 8, Armstrong Atlantic 7; S.C.-Aiken 5, Armstrong Atlantic 4; S.C.-Aiken 6, Francis Marion 5; S.C.-Aiken 13, Francis Marion 2. **South Central Regional:** North Ala. 9, Valdosta St. 7; Troy St. 4, Valdosta St. 2; Troy St. 7, North Ala. 6; Troy St. 7, North Ala. 3.
Finals: Tampa 10, North Dakota 6; Troy St. 5, Mansfield 0; S.C.-Aiken 13, Adelphi 12; Cal Poly* 5, Mo.-St. Louis 4; Mansfield 9, North Dakota 6; Adelphi 6, Mo.-St. Louis 4; Tampa 13, Troy St. 1; Cal Poly* 4, S.C.-Aiken 3; Adelphi 7, S.C.-Aiken 6; Troy St. 7, Mansfield 2; Cal Poly* 11, Adelphi 5; Tampa 4, Troy St. 3. **Championship:** Tampa 7, Cal Poly* 5.

**Cal Poly's participation vacated.*

1994 North Central Regional: Southern Ind. 7, Grand Valley St. 6; Lewis 5, Grand Valley St. 2; Lewis 5, Southern Ind. 2; Lewis 12, Southern Ind. 1. **West Regional:** UC Davis 7, Cal St. Dom. Hills 5; UC Riverside 8, Cal St. Dom. Hills 0; UC Riverside 12, UC Davis 9; UC Davis 9, UC Riverside 5; UC Riverside 9, UC Davis 3. **Northeast Regional:** Springfield 10, St. Rose 3 (10 inn.); St. Rose 5, New Haven 3; New Haven 8, Springfield 2; Springfield 4, New Haven 2; Springfield 5, St. Rose 4 (10 inn.). **South Regional:** North Fla. 4, Tampa 3 (10 inn.); Fla. Southern 5, Tampa 4; Fla. Southern 15, North Fla. 9; Fla. Southern 7, North Fla. 1. **Central Regional:** South Dakota St. 7, Northern Colo. 6; Central Mo. St. 7, Northern Colo. 5; Central Mo. St. 20, South Dakota St. 8; Central Mo. St. 19, South Dakota St. 7. **North Atlantic Regional:** Mansfield 10, Mercyhurst 3; Edinboro 4, Mercyhurst 2; Mansfield 14, Edinboro 2; Mansfield 12, Edinboro 7. **South Atlantic Regional:** Armstrong Atlantic 5, Wingate 4 (10 inn.); Wingate 13, Columbus St. 8; Armstrong Atlantic 7, Columbus St. 5; Wingate 11, Armstrong Atlantic 10; Armstrong Atlantic 12, Wingate 2. **South Central Regional:** Central Okla. 6, Delta St. 2; Delta St. 7, Southern Colo. 6; Central Okla. 19, Southern Colo. 17; Delta St. 17, Central Okla. 5; Delta St. 9, Central Okla. 6.
Finals: Fla. Southern 8, Springfield 7 (11 inn.); Mansfield 4, Delta St. 3; Central Mo. St. 9, UC Riverside 6; Armstrong Atlantic 9, Lewis 5; Delta St. 12, Springfield 11 (10 inn.); Lewis 5, UC Riverside 0; Fla. Southern 9, Mansfield 6; Central Mo. St. 8, Armstrong Atlantic 7; Lewis 4, Armstrong Atlantic 3; Delta St. 6, Mansfield 1; Delta St. 10, Central Mo. St. 3; Lewis 4, Fla. Southern 3; Fla. Southern 8, Lewis 0; Central Mo. St. 8, Delta St. 2. **Championship:** Central Mo. St. 14, Fla. Southern 9.

1995 Northeast Regional: New Haven 3, St. Rose 1; Mass.-Lowell 9, St. Rose 4; Mass.-Lowell 5, New Haven 3; New Haven 8, Mass.-Lowell 5; New Haven 10, Mass.-Lowell 6. **North Atlantic Regional:** Bloomsburg 7, Mansfield 1; Mansfield 10, Mercyhurst 6; Bloomsburg 5, Mercyhurst 4; Mansfield 10, Bloomsburg 7; Bloomsburg 11, Mansfield 7. **South Atlantic Regional:** Wingate 9, GC&SU 5; GC&SU 6, Kennesaw St. 3; Wingate 9, Kennesaw St. 6; GC&SU 4, Wingate 3; GC&SU 5, Wingate 2. **Central Regional:** South Dakota St. 14, Mo. Southern St. 4; Central Mo. St. 3, Mo. Southern St. 2; Central Mo. St. 11, South Dakota St. 1; Central Mo. St. 15, South Dakota St. 10. **North Central Regional:** Ashland 6, Lewis 4; Lewis 5, St. Joseph's (Ind.) 4; St. Joseph's (Ind.) 9, Ashland 8; Lewis 5, St. Joseph's (Ind.) 4; Ashland 7, Lewis 5. **South Central Regional:** Delta St. 8,

Valdosta St. 1; Valdosta St. 11, North Ala. 10; North Ala. 13, Delta St. 6; North Ala. 9, Delta St. 8; Valdosta St. 9, North Ala. 8. **South Regional:** Fla. Southern 19, Tampa 17 (10 inn.); Tampa 5, North Fla. 4; Fla. Southern 6, North Fla. 2; Fla. Southern 20, Tampa 1. **West Regional:** UC Riverside 16, San Fran. St. 4; UC Davis 3, San Fran. St. 1; UC Riverside 3, UC Davis 0; UC Davis 3, UC Riverside 1; UC Davis 7, UC Riverside 6.

Finals: Fla. Southern 7, Bloomsburg 0; Valdosta St. 9, Ashland 3; UC Davis 12, New Haven 9; GC&SU 19, Central Mo. St. 3; Bloomsburg 9, Ashland 4; Central Mo. St. 9, New Haven 4; Fla. Southern 9, Valdosta St. 5; GC&SU 10, UC Davis 4; Central Mo. St. 15, UC Davis 8; Valdosta St. 9, Bloomsburg 2; GC&SU 9, Valdosta St. 7; Fla. Southern 9, Central Mo. St. 7. **Championship:** Fla. Southern 15, GC&SU 0.

1996 Central Regional: Mo.-St. Louis 9, Minn. St. Mankato 5; Minn. St. Mankato 5, Central Mo. St. 1; Mo.-St. Louis 4, Central Mo. St. 3; Mo.-St. Louis 9, Minn. St. Mankato 7. **South Central Regional:** Abilene Christian 3, Wingate 2; Delta St. 10, Wingate 2; Delta St. 5, Abilene Christian 4; Delta St. 4, Abilene Christian 2. **North Atlantic Regional:** Slippery Rock 5, West Va. Wesleyan 2; Shippensburg 3, West Va. Wesleyan 2; Shippensburg 8, Slippery Rock 7 (14 inn.); Slippery Rock 12, Shippensburg 6; Shippensburg 9, Slippery Rock 6. **North Central Regional:** Mercyhurst 5, Lewis 3; Lewis 7, St. Joseph's (Ind.) 3; St. Joseph's (Ind.) 13, Mercyhurst 11; St. Joseph's (Ind.) 8, Lewis 4; St. Joseph's (Ind.) 5, Mercyhurst 4. **Northeast Regional:** Adelphi 8, Merrimack 2; Merrimack 2, New Haven 1; Adelphi 3, New Haven 2 (11 inn.); Adelphi 9, Merrimack 2. **South Regional:** Tampa 8, St. Leo 2; Fla. Southern 5, St. Leo 4; Tampa 8, Fla. Southern 6; Tampa 2, Fla. Southern 0. **South Atlantic Regional:** Kennesaw St. 8, Mount Olive 5; Columbus St. 8, Mount Olive 7 (12 inn.); Kennesaw St. 8, Columbus St. 6; Columbus St. 11, Kennesaw St. 5; Kennesaw St. 11, Columbus St. 6. **West Regional:** Southern Colo. 12, Cal St. Chico 7; Cal St. Chico 11, UC Riverside 3; Southern Colo. 6, UC Riverside 3; Cal St. Chico 11, Southern Colo. 7; Southern Colo. 7, Cal St. Chico 6.

Finals: Kennesaw St. 9, Southern Colo. 3; Adelphi 4, Shippensburg 3; St. Joseph's (Ind.) 20, Mo.-St. Louis 5; Delta St. 8, Tampa 4; Southern Colo. 10, Shippensburg 2; Tampa 9, Mo.-St. Louis 7; Kennesaw St. 8, Adelphi 7 (10 inn.); St. Joseph's (Ind.) 7, Delta St. 6; Delta St. 11, Tampa 10; Adelphi 5, Southern Colo. 4 (10 inn.); Adelphi 4, St. Joseph's (Ind.) 2; Kennesaw St. 3, Delta St. 1; St. Joseph's (Ind.) 8, Adelphi 3. **Championship:** Kennesaw St. 4, St. Joseph's (Ind.) 0.

1997 Northeast Regional: Mass.-Lowell 10, St. Rose 4; Adelphi 11, St. Rose 2; Mass.-Lowell 11, Adelphi 2; Adelphi 8, Mass.-Lowell 3; Adelphi 8, Mass.-Lowell 6. **North Atlantic Regional:** Mansfield 6, Slippery Rock 1; Slippery Rock 5, Shepherd 4; Shepherd 10, Mansfield 9; Shepherd 6, Mansfield 3; Slippery Rock 18, Shepherd 2. **South Atlantic Regional:** GC&SU 5, Mount Olive 4 (11 inn.); Kennesaw St. 4, Mount Olive 3; Kennesaw St. 9, GC&SU 5; Kennesaw St. 9, GC&SU 4. **Central Regional:** Pittsburg St. 5, Minn. St. Mankato 3; Central Mo. St. 6, Minn. St. Mankato 2; Central Mo. St. 14, Pittsburg St. 7; Central Mo. St. 3, Pittsburg St. 1. **North Central Regional:** SIU-Edwardsville 5, Quincy 4; Quincy 8, Mercyhurst 7; SIU-Edwardsville 6, Mercyhurst 4; SIU-Edwardsville 15, Quincy 14. **South Central Regional:** Central Okla. 8, Elon 7 (10 inn.); Elon 6, North Ala. 2; Central Okla. 13, North Ala. 2; Elon 17, Central Okla. 4; Central Okla. 7, Elon 5. **South Regional:** Fla. Southern 11, North Fla. 1; Tampa 11, North Fla. 5; Tampa 4, Fla. Southern 2; Tampa 3, Fla. Southern 1. **West Regional:** Fort Hays St. 10, Mesa St. 4; Cal St. Chico 11, Mesa St. 8; Cal St. Chico 13, Fort Hays St. 11; Fort Hays St. 11, Cal St. Chico 3; Cal St. Chico 11, Fort Hays St. 5.

Finals: Central Okla. 13, Central Mo. St. 4; Kennesaw St. 20, Slippery Rock 4; Cal St. Chico 25, SIU-Edwardsville 5; Tampa 13, Adelphi 1; Central Mo. St. 18, Slippery Rock 6; SIU-Edwardsville 26, Adelphi 4; Central Okla. 9, Kennesaw St. 7; Cal St. Chico 5, Tampa 3; Tampa 14, SIU-Edwardsville 4; Kennesaw St. 7, Central Mo. St. 4; Tampa 18, Central Okla. 1; Cal St. Chico 4, Kennesaw St. 2; Central Okla. 8, Tampa 4 (10 inn.). **Championship:** Cal St. Chico 13, Central Okla. 12.

1998 Central Regional: Northern Colo. 5, Winona St. 2; Central Mo. St. 10, Pittsburg St. 2; Winona St. 7, Pittsburg St. 5; Central Mo. St. 7, Northern Colo. 4; Winona St. 16, Northern Colo. 11; Central Mo. St. 15, Winona St. 3. **North Atlantic Regional:** West Va. St. 7, Slippery Rock 6; Millersville 4, West Liberty St. 1; West Liberty St. 9, Slippery Rock 3; Millersville 9, West Va. St. 7; West Va. St. 15, West Liberty St. 7; West Va. St. 13, Millersville 3; Millersville 5, West Va. St. 0. **North Central Regional:** Indianapolis 7, Mo.-St. Louis 4; St. Joseph's (Ind.) 13, SIU-Edwardsville 8; SIU-Edwardsville 4, Mo.-St. Louis 3; St. Joseph's (Ind.) 14, Indianapolis 11; SIU-Edwardsville 20, Indianapolis 5; SIU-Edwardsville 17, St. Joseph's (Ind.) 13; St. Joseph's (Ind.) 7, SIU-Edwardsville 4. **Northeast Regional:** New Haven 8, Queens (N.Y.) 2; Bryant 7, Mass.-Lowell 6 (10 inn.); Mass.-Lowell 12, Queens (N.Y.) 1; New Haven 6, Bryant 4; Mass.-Lowell 11, Bryant 3; Mass.-Lowell 9, New Haven 1; New Haven 5, Mass.-Lowell 2. **South Regional:** Barry 7, Presbyterian 5; Tampa 4, Fla. Southern 2; Fla. Southern 7, Presbyterian 5; Tampa 8, Barry 2; Barry 7, Fla. Southern 5 (10 inn.); Tampa 13, Barry 0. **South Atlantic Regional:** Mount Olive 20, Armstrong Atlantic 17; Kennesaw St. 9, Columbus St. 4; Columbus St. 5, Armstrong Atlantic 0; Kennesaw St. 16, Mount Olive 0; Mount Olive 13, Columbus St. 10; Kennesaw St. 14, Mount Olive 1. **South Central Regional:** Ala.-Huntsville 8, Tex. A&M-Kingsville 1; West Ga. 5, Tarleton St. 0; Tarleton St. 10, Tex. A&M-Kingsville 8; West Ga. 10, Ala.-Huntsville 7; Ala.-Huntsville 14, Tarleton St. 6; Ala.-Huntsville 12, West Ga. 2; West Ga. 6, Ala.-Huntsville 1. **West Regional:** Sonoma St. 6, Fort Hays St. 5; Cal St. Chico 12, Cal St. Los Angeles 0; Fort Hays St. 10, Cal St. Los Angeles 3; Cal St. Chico 7, Sonoma St. 1; Sonoma St. 5, Fort Hays St. 4; Cal St. Chico 13, Sonoma St. 6.

Finals: Tampa 9, Central Mo. St. 5; West Ga. 5, Cal St. Chico 2; Millersville 6, St. Joseph's (Ind.) 0; Kennesaw St. 7, New Haven 6; Cal St. Chico 13, Central Mo. St. 11 (10 inn.); Tampa 5, West Ga. 1; Kennesaw St. 11, Millersville 4; St. Joseph's (Ind.) 15, New Haven 3; Cal St. Chico 6, Millersville 5; West Ga. 8, St. Joseph's (Ind.) 7; Kennesaw St. 15, Cal St. Chico 5; Tampa 10, West Ga. 0. **Championship:** Tampa 6, Kennesaw St. 1.

1999 Central Regional: Pittsburg St. 5, Minn. St. Mankato 3; Rockhurst 8, Central Mo. St. 1; Central Mo. St. 5, Minn. St. Mankato 2; Rockhurst 2, Pittsburg St. 1 (11 inn.); Pittsburg St. 8, Central Mo. St. 7; Rockhurst 6, Pittsburg St. 2. **North Atlantic Regional:** West Virginia St. 13, Slippery Rock 11; Shippensburg 11, Kutztown 8; Kutztown 12, Slippery Rock 10; West Virginia St. 16, Shippensburg 10; Shippensburg 10, Kutztown 8; West Virginia St. 12, Shippensburg 6. **North Central Regional:** Ashland 12, Indianapolis 10; Quincy 5, St. Joseph's (Ind.) 4 (10 inn.); St. Joseph's (Ind.) 12, Indianapolis 10 (12); Ashland 6, Quincy 5; Quincy 5, St. Joseph's (Ind.) 2; Ashland 11, Quincy 10. **Northeast Regional:** Adelphi 5, Concordia (N.Y.) 4; Merrimack 3, Mass.-Lowell 1; Mass.-Lowell 13, Concordia (N.Y.) 9; Adelphi 7, Merrimack 6; Mass.-Lowell 12, Merrimack 2; Adelphi 9, Mass.-Lowell 8. **South Regional:** Carson-Newman 4, St. Leo 2; Fla. Southern 6, Savannah St. 5; St. Leo 15, Savannah St. 6; Carson-Newman 4, Fla. Southern 3; St. Leo 7, Fla. Southern 3; St. Leo 10, Carson-Newman 5; Carson-Newman 3, St. Leo 1. **South Atlantic Regional:** Kennesaw St. 8, Mount Olive 5; North Fla. 6, Armstrong Atlantic 2; Armstrong Atlantic 8, Mount Olive 3; Kennesaw St. 8, North Fla. 5; North Fla. 3, Armstrong Atlantic 2; North Fla. 4, Kennesaw St. 1; Kennesaw St. 5, North Fla. 0. **South Central Regional:** Southeastern Okla. 7, Delta St. 6; North Ala. 7, Ala.-Huntsville 4; Ala.-Huntsville 12, Delta St. 7; North Ala. 3, Southeastern Okla. 0; Southeastern Okla. 8, Ala.-Huntsville 6; North Ala. 4, Southeastern Okla. 2. **West Regional:** Cal St. Chico 12, Sonoma St. 4; Mesa St. 18, Fort Hays St. 6; Sonoma St. 15, Fort Hays St. 3; Cal St. Chico 11, Mesa St. 4; Sonoma St. 17, Mesa St. 13; Cal St. Chico 12, Sonoma St. 4.

Finals: Adelphi 18, Ashland 15; Cal St. Chico 10, Rockhurst 4; North Ala. 15, West Virginia St. 9; Kennesaw St. 6, Carson-Newman 5; Rockhurst 18, Ashland 9; Cal St. Chico 11, Adelphi 3; West Virginia St. 14, Carson-Newman 4; Kennesaw St. 10, North Ala. 3; West Virginia St. 12, Adelphi 9; Rockhurst 4, North Ala. 3; West Virginia St. 3, Kennesaw St. 0; Cal St. Chico 7, Rockhurst 2; Kennesaw St. 4, West Virginia St. 1. **Championship:** Cal St. Chico 11, Kennesaw St. 5.

2000: Central Regional: Rockhurst 8, Winona St. 7; Minn. St. Mankato 7, Central Mo. St. 6; Central Mo. St. 13, Winona St. 1; Rockhurst 2, Minn. St. Mankato 1; Central Mo. St. 6, Minn. St. Mankato 4; Central Mo. St. 9, Rockhurst 6; Central Mo. St. 9, Rockhurst 1. **North Atlantic Regional:** Millersville 4, Shippensburg 2 (10 inn.); Slippery Rock 10, West Virginia St. 6; Shippensburg 4, West Virginia St. 3; Slippery Rock 10, Millersville 2; Millersville 13, Shippensburg 6; Slippery Rock 4, Millersville 2. **North Central Regional:** Ashland 8, Saginaw Valley 4; Indianapolis 11, Mercyhurst 2; Saginaw Valley St. 3, Mercyhurst 2 (10 inn.); Indianapolis 5, Ashland 3; Saginaw Valley 3, Ashland 1; Indianapolis 6, Saginaw Valley 1. **Northeast Regional:** Stonehill 10, Concordia (N.Y.) 5; St. Rose 7, Mass.-Lowell 3; Concordia (N.Y.) 7, Mass.-Lowell 5; St. Rose 5, Stonehill 2; Stonehill 2, Concordia (N.Y.) 0; St. Rose 6, Stonehill 3. **South Regional:** Gardner-Webb 5, Fla. Southern 1; Tampa 10, St. Leo 3; Fla. Southern 7, St. Leo 5; Gardner-Webb 4, Tampa 3; Fla. Southern 7, Tampa 1; Gardner-Webb 14, Fla. Southern 1. **South Atlantic Regional:** Mount Olive 7, GC&SU 2; North Fla. 7, Kennesaw St. 3; GC&SU 13, Kennesaw St. 6; North Fla. 3, Mount Olive 0; GC&SU 7, Kennesaw St. 3; North Fla. 8, GC&SU 6. **South Central Regional:** Delta St. 11, Southeastern Okla. 9; Abilene Christian 18, Alabama-Huntsville 6; Southeastern Okla. 9, Alabama-Huntsville 7; Delta St. 14, Abilene Christian 13; Southeastern Okla. 9, Abilene Christian 3; Southeastern Okla. 7, Delta St. 4; Southeastern Okla. 11, Delta St. 5. **West Regional:** Fort Hays St. 7, Grand Canyon 2; Cal St. Chico 20, Texas Wesleyan 12; Texas Wesleyan 9, Grand Canyon 8; Cal St. Chico 10, Fort Hays St. 3; Fort Hays St. 8, Texas Wesleyan 3; Fort Hays St. 11, Cal St. Chico 3; Fort Hays St. 5, Cal St. Chico 2. **Finals:** Southeastern Okla. St. 7, Saint Rose 1; North Fla. 9, Indianapolis 0; Slippery Rock 10, Central Mo. St. 9; Fort Hays St. 6, Gardner-Webb 2; Indianapolis 16, Saint Rose 5; Southeastern Okla. St. 3, North Fla. 0; Central Mo. St. 10, Gardner-Webb 1; Fort Hays St. 8, Slippery Rock 5; North Fla. 12, Central Mo. St. 1; Indianapolis 9, Slippery Rock 4; Fort Hays St. 13, North Fla. 10; Southeastern Okla. St. 7, Indianapolis 1. **Championship:** Southeastern Okla. St. 7, Fort Hays St. 2.

2001 Central Regional: Wayne St. (Neb.) 2, Minn. St. Mankato 1; Central Mo. St. 9, Mo. Southern St. 7; Minn. St. Mankato 9, Mo. Southern St. 5; Central Mo. St. 12, Wayne St. (Neb.) 3; Minn. St. Mankato 11, Wayne St. (Neb.) 5; Central Mo. St. 9, Minn. St. Mankato 7. **North Atlantic Regional:** Slippery Rock 5, West Virginia St. 1; Kutztown 9, Concord 8; West Virginia St. 6, Concord 2; Kutztown 5, Slippery Rock 3; Slippery Rock 8, West Virginia St. 4; Slippery Rock 8, Kutztown 1; Kutztown 6, Slippery Rock 2. **North Central Regional:** Indianapolis 4, Ashland 3; SIU-Edwardsville 18, Saginaw Valley 8; Ashland 3, Saginaw Valley 0; Indianapolis 6, SIU-Edwardsville 3; SIU-Edwardsville 12, Ashland 2; SIU-Edwardsville 8, Indianapolis 7; SIU-Edwardsville 6, Indianapolis 2. **Northeast Regional:** Concordia (N.Y.) 8, New Haven 3; Mass.-Lowell 6, Southern Conn. St. 2; New Haven 10, Southern Conn. St. 5; Concordia (N.Y.) 4, Mass.-Lowell 2; Mass.-Lowell 18, New Haven 3; Mass.-Lowell 6, Concordia (N.Y.) 2; Mass.-Lowell 8, Concordia (N.Y.) 0. **South Regional:** Lenoir-Rhyne 14, Wingate 8; Tampa 8, St. Leo 4; St. Leo 24, Wingate 7; Tampa 12, Lenoir-Rhyne 5; St. Leo 12, Lenoir-Rhyne 7; Tampa 21, St. Leo 5. **South Atlantic Regional:** Kennesaw St. 5, GC&SU 3; North Fla. 9, Belmont Abbey 1; GC&SU 11, Belmont Abbey 5; North Fla. 12, Kennesaw St. 6; Kennesaw St. 18, GC&SU 8; Kennesaw St. 12, North Fla. 10; North Fla. 8, Kennesaw St. 5. **South Central Regional:** Delta St. 5, Central Okla. 4; Ala.-Huntsville 3, Abilene Christian 1; Central Okla. 6, Abilene Christian 3; Delta St. 7, Ala.-Huntsville 5; Ala.-Huntsville 14, Central Okla. 8; Delta St. 11, Ala.-Huntsville 10. **West Regional:** Sonoma St. 8, N.M. Highlands 1; St. Mary's (Tex.) 19, Southern Colo. 5; N.M. Highlands 6, Southern Colo. 3; St.

Mary's (Tex.) 10, Sonoma St. 6; Sonoma St. 6, N.M. Highlands 5; Sonoma St. 10, St. Mary's (Tex.) 6; St. Mary's (Tex.) 10, Sonoma St. 6. **Finals:** SIU-Edwardsville 9, Tampa 4; North Fla. 9, Delta St. 7; St. Mary's (Tex.) 3, Kutztown 0; Mass.-Lowell 13, Central Mo. St. 5; Delta St. 14, Tampa 11; North Fla. 7, SIU-Edwardsville 3; Central Mo. St. 5, Kutztown 0; St. Mary's (Tex.) 12, Mass.-Lowell 1; Central Mo. St. 7, SIU-Edwardsville 4; Delta St. 6, Mass.-Lowell 2; Central Mo. St. 11, St. Mary's (Tex.) 10; Delta St. 11, North Fla. 7; St. Mary's (Tex.) 17, Delta St. 4; Central Mo. St. 8, North Fla. 5. **Championship:** St. Mary's (Tex.) 11, Central Mo. St. 3.

2002 Central Regional: Minn. St. Mankato 17, Neb.-Omaha 16; Central Mo. St. 13, Pittsburg St. 2; Pittsburg St. 8, Neb.-Omaha 5; Minn. St. Mankato 12, Central Mo. St. 11; Central Mo. St. 5, Pittsburg St. 3; Central Mo. St. 7, Minn. St. Mankato 3; Central Mo. St. 10, Minn. St. Mankato 6. **North Atlantic Regional:** Mansfield 8, West Virginia St. 4 (10 inn.); Kutztown 4, Shepherd 2; Shepherd 8, West Virginia St. 6; Kutztown 3, Mansfield 2; Shepherd 11, Mansfield 5; Shepherd 6, Kutztown 0; Kutztown 12, Shepherd 3. **North Central Regional:** Saginaw Valley 9, Northern Ky. 6; Ashland 9, Grand Valley St. 1; Northern Ky. 7, Grand Valley St. 2; Ashland 10, Saginaw Valley 7; Northern Ky. 8, Saginaw Valley 2; Ashland 6, Northern Ky. 2. **Northeast Regional:** Concordia (N.Y.) 6, Dowling 5; Mass.-Lowell 14, Bryant 6; Bryant 3, Dowling 2; Concordia (N.Y.) 3, Mass.-Lowell 1; Mass.-Lowell 5, Bryant 1; Mass.-Lowell 7, Concordia (N.Y.) 2; Mass.-Lowell 9, Concordia (N.Y.) 3. **South Regional:** Fla. Southern 5, Carson-Newman 3; Tampa 1, Rollins 0; Rollins 9, Carson-Newman 7; Tampa 13, Fla. Southern 4; Fla. Southern 13, Rollins 1; Fla. Southern 4, Tampa 3; Fla. Southern 3, Tampa 1. **South Atlantic Regional:** Columbus St. 13, North Fla. 10; Kennesaw St. 4, GC&SU 3; GC&SU 3, North Fla. 2; Columbus St. 14, Kennesaw St. 5; Kennesaw St. 11, GC&SU 3; Columbus St. 13, Kennesaw St. 11 (10 inn.). **South Central Regional:** Abilene Christian 8, Valdosta St. 7; Delta St. 16, Central Okla. 10; Central Okla. 11, Valdosta St. 6; Delta St. 6, Abilene Christian 5; Abilene Christian 10, Central Okla. 2; Delta St. 3, Abilene Christian 2. **West Regional:** Southern Colo. 12, Mesa St. 11; Cal St. Chico 20, Grand Canyon 4; Mesa St. 5, Grand Canyon 3; Cal St. Chico 5, Southern Colo. 0; Southern Colo. 6, Mesa St. 3; Cal St. Chico 17, Southern Colo. 2. **Finals:** Kutztown 11, Fla. Southern 7; Cal St. Chico 5, Mass.-Lowell 2; Ashland 12, Delta St. 5; Central Mo. St. 7, Columbus St. 3; Mass.-Lowell 7, Fla. Southern 2; Cal St. Chico 6, Kutztown 1; Columbus St. 6, Delta St. 5; Central Mo. St. 8, Ashland 6; Columbus St. 6, Kutztown 3; Mass.-Lowell 10, Ashland 5; Columbus St. 5, Central Mo. St. 4 (12 inn.); Cal St. Chico 8, Mass.-Lowell 4; Columbus St. 4, Central Mo. St. 3 (13 inn.) **Championship:** Columbus St. 5, Cal St. Chico 3.

2003 Central Regional: Rockhurst 16, Northwest Mo. St. 3; Central Mo. St 12, Minn. Duluth 8; Northwest Mo. St. 5, Minn. Duluth 3; Central Mo. St. 11, Rockhurst 4; Rockhurst 7, Northwest Mo. St. 4; Central Mo. St. 13, Rockhurst 1. **North Atlantic Regional:** Shippensburg 4, West Chester 0; Slippery Rock 3, Kutztown 1; Kutztown 3, West Chester 0; Shippensburg 2, Slippery Rock 1; Slippery Rock 2, Kutztown 1; Slippery Rock 10, Shippensburg 1; Slippery Rock 7, Shippensburg 5. **North Central Regional:** Ashland 5, Mo.-St. Louis 4 (12); Grand Valley St. 4, Indianapolis 2; Indianapolis 7, Mo.-St. Louis 4; Grand Valley St. 3, Ashland 2 (11); Indianapolis 1, Ashland 0; Grand Valley St. 12, Indianapolis 7. **Northeast Central Regional:** Franklin Pierce 4, Dowling 2; New Haven 2, Mass.-Lowell 1; Mass.-Lowell 7, Dowling 3; Franklin Pierce 3, New Haven 2; Mass.-Lowell 8, New Haven 3; Franklin Pierce 5, Mass.-Lowell 3. **South Regional:** Tampa 11, Presbyterian 3; Fla. Southern 8, Tusculum 5; Tusculum 7, Presbyterian 6; Fla. Southern 6, Tampa 5; Tampa 8, Tusculum 2; Tampa 6, Fla. Southern 0; Tampa 10, Fla. Southern 4. **South Atlantic Regional:** Kennesaw St. 9, Armstrong Atlantic 6; North Fla. 7, Francis Marion 6; Francis Marion 9, Armstrong Atlantic 6; Kennesaw St. 8, North Fla. 7; North Fla. 10, Francis Marion 0; Kennesaw St. 4, North Fla. 1. **South Central Regional:** Abilene Christian 9, Central Okla. 5; Delta St. 8, Southeastern Okla. 4; Central Okla. 12, Southeastern Okla. 8; Abilene Christian 14, Delta St. 5; Delta St. 18, Central Okla. 8; Abilene Christian 13, Delta St. 10. **West Regional:** UC Davis 12, Sonoma St. 8; Fort Hays St. 9, Western Ore. 8; Sonoma St. 10, Western Ore. 4; UC Davis 3, Fort Hays St. 0; Sonoma St. 4, Fort Hays St. 3; UC Davis 5, Sonoma St. 0. **Finals:** Franklin Pierce 2, Slippery Rock 1; Central Mo. St. 3, Grand Valley St. 2; Kennesaw St. 9, UC Davis 5; Tampa 14, Abilene Christian 2; Grand Valley St. 9, Slippery Rock 8; Central Mo. St. 11, Franklin Pierce 4; UC Davis 5, Abilene Christian 3; Tampa 6, Kennesaw St. 0; Franklin Pierce 5, UC Davis 3; Kennesaw St. 7, Grand Valley St. 5; Tampa 18, Franklin Pierce 9; Central Mo. St. 6, Kennesaw St. 5. **Championship:** Central Mo. St. 11, Tampa 4.

Baseball

DIVISION III

Photo by Allen Fredrickson/NCAA Photos

Chapman celebrates its championship.

2003 Championship

Edited by Ty Halpin.

Highlights

Panthers Keep Coming Back: Chapman simply wouldn't go away.

After staving off elimination by scoring three runs with two outs in bottom of the ninth inning against Emory two days earlier, the Panthers swept two games from previously unbeaten Christopher Newport to win the Division III Baseball Championship. The championship was held May 23-27 at Fox Cities Stadium.

Chapman garnished its championship with convincing victories against the Captains on the tournament's final day. In the first game May 27, the Panthers pounced, winning, 15-2, by silencing the Captains' previously potent bats. Pitching – Chapman's main weapon – overpowered hitting in that battle.

The triumph forced a second game with the Captains, but momentum was clearly on Chapman's side.

Chapman took control, winning its first championship 15-7. The Panthers became the third team in Division III history to win the title by sweeping two games on the tournament's final day.

A crowd of 3,868 – a single-game record for the championship – watched Chapman's 6-1 win over Wisconsin-Oshkosh, who hosted the tournament along with Lawrence University. The crowd of 1,484 for the championship game pushed series attendance to 29,543, shattering the record of 19,575, set in 2002.

For more, go to the June 9, 2003 issue of The NCAA News at www.ncaa.org.

TEAM STANDINGS

	W	L	AB	R	H	BA	E	DP	FA	IP	R	ER	ERA
Chapman	5	1	226	52	83	.367	11	1	.955	53.0	23	17	2.89
Eastern Conn. St.	2	2	140	22	45	.321	8	4	.951	36.0	12	6	1.50
Emory	1	2	103	13	31	.301	4	2	.962	25.2	9	5	1.75
Trinity (Conn.)	0	2	72	7	20	.278	3	2	.961	17.0	12	7	3.71
Anderson (Ind.)	2	2	137	9	36	.263	5	7	.971	39.0	11	7	1.62
Chris. Newport	4	2	213	28	52	.244	9	13	.964	57.0	40	35	5.53
DeSales	0	2	69	3	16	.232	6	1	.925	17.0	13	9	4.76
Wis.-Oshkosh	1	2	103	8	23	.223	6	3	.949	26.0	22	20	6.92

BATTING LEADERS
(Minimum 10 at-bats)

	AVG	G	AB	R	H	RBI	2B	3B	HR	SB
Andrew Pinckney, Emory	.615*	3	13	3	8	1	3*	0	0	1
Dan Silva, Eastern Conn. St.	.533	4	15	1	8	2	0	0	0	0
Alex Taylor, Chapman	.500	6	26	8*	13*	7	2	0	0	2
C.J. Castillo, Chapman	.500	6	20	4	10	3	0	0	0	0
Justin Gordon, Emory	.462	3	13	3	6	2	0	0	0	6
Brian Sanders, Chapman	.440	6	25	5	11	10*	2	1	0	1
Brent Hodges, Anderson (Ind.)	.412	4	17	5	7	0	0	0	0	0
Eugene Julien, Eastern Conn. St.	.412	4	17	3	7	3	1	0	0	1
Chris Van Camp, Chapman	.400	6	20	5	8	5	1	1	0	1
John Buckner, Anderson (Ind.)	.400	4	15	3	6	1	2	0	0	0

Departmental Leaders*. Other Leaders: AB-29, Shaun Donahoe, Chapman; Runs-8, Matt Graves, Chapman; 2B-3, Dwight Wildman, Eastern Conn. St.; 3B-1, Six tied; HR-1, Six Tied; SB-7, Jeremy Elliot, Chris. Newport.

PITCHING LEADERS
(Minimum nine innings pitched)

	W	L	SV	ERA	G	CG	IP	H	R	ER	BB	SO
John Louden, Anderson (Ind.)	0	0	0	0.00	1	0	9.0	3	1	0	5	4
Joey Serfass, Eastern Conn. St.	1	0	0	0.00	1	1	9.0	4	3	0	1	4
Eben Brower, Chris. Newport	1	0	1	0.64	3	0	14.0	13	2	1	2	9
Greg Cauble, Anderson (Ind.)	1	1	0	1.69	2	1	16.0	15	5	3	1	7
Jairo Ochoa, Chapman	1	0	0	2.57	2	1	14.0	11	5	4	1	6

Results

REGIONALS

AT ORANGE, CALIFORNIA

MAY 15

Pomona-Pitzer..... 010 001 000—2 5 1
George Fox..... 002 010 10x—4 11 0
Adam Gardner, Alex Smith (9) and Jose Cortez; Mike Beck and Greg Dombek. W—Beck. L—Gardner.

St. Norbert..... 000 000 001— 1 1 2
Chapman..... 900 (10)00 10x—20 18 2
Joe Herm, Nick Brukardt (2), Aaron Geitner (4), Tom Rice (5) and Marcus Koehl; Ryan France, Al Lambert (3), Buddy Klovstad (7), Billy Sulentor (8), Brian Sanders (9). W—Lambert. L—Herm.

MAY 16

Chapman..... 320 010 000—6 8 0
George Fox..... 011 050 01x—8 9 3
Jeff Green, Scott Akamine (5) and Matt Graves; Scott Hyde and Mike Halverson. W—Hyde. L—Akamine.

St. Norbert..... 000 000 000—0 3 4
Pomona-Pitzer..... 011 001 20x—5 11 1
Jordan Bischel, Scott Blum (7) and Mario Bilotti; Mike Renery and Jose Cortez. W—Renery. L—Bischel.

Pomona-Pitzer..... 100 001 000—2 5 1
Chapman..... 000 000 23x—5 11 1
Alex Smith, Jeff Lamb (8) and Jose Cortez; Mario Ochoa and Matt Graves. W—Ochoa. L—Smith.

MAY 17

George Fox..... 000 000 000—0 5 1
Chapman..... 101 000 11x—4 11 0
Cory Dixon and Greg Dombek; Ryan France and Matt Graves. W—France. L—Dixon.

Chapman..... 002 020 210—7 9 2
George Fox..... 200 100 020—5 9 3
Scott Akamine and Matt Graves; Alex Bailey, Ash Anunsen (7), Jordan Purdy (7), Seann Hammon (8), Cory Dixon (9) and Mike Halverson. W—Akamine. L—Bailey.

AT OSHKOSH, WISCONSIN

MAY 15

St. Olaf..... 000 000 100—1 6 3
Wis.-Whitewater..... 120 400 00x—7 7 2
Charlie Ruud, Jon Haugen (5) and Jeff Jasperson (7) and Brad Baglien; Keven Tomaziewicz and Aaron Guilbault. W—Tomaziewicz. L—Ruud.

Ripon..... 001 000 000—1 8 2
Wis.-Oshkosh..... 001 100 01x—3 6 0
Nick Johnson, Dan Williams (9) and Nick Thoen; Jordan Timm and Korey Feiner. W—Timm. L—Johnson.

MAY 16

Ripon..... 010 010 020—4 11 2
St. Olaf..... 200 020 03x—7 11 1
Noah Wishau, Tyler Witkowski (9) and Nick Thoen; Eric Tobias, Matt Green (8), Jon Haugen (9) and Brad Baglien. W—Haugen. L—Witkowski.

Wis.-Oshkosh..... 004 022 061—15 17 0
Wis.-Whitewater..... 000 010 010— 2 10 3
Ben Huffman and Korey Feiner; Brady Endl, Nathan Karaway (4), Colin Kuecker (8), Ryan Callahan (9) and Aaron Guilbault. W—Huffman. L—Endl.

MAY 17

Wis.-Whitewater..... 700 300 220—14 13 2
St. Olaf..... 050 021 030—11 14 6
Randy Borgardt, Greg Reinhard (3), Colin Kuecker (9) and Aaron Guilbault, Joseph Ecker; Jeff Jasperson, Jon Haugen (2), Matt Green (7), Joe Blankush (8) and Brad Baglien. W—Reinhard. L—Jasperson. S—Kueker.

Wis.-Whitewater .....000 010 100 00—2 14 3
Wis.-Oshkosh.....200 000 000 01—3 7 1
Ryan Callahan and Aaron Guilbault; Brian Gerl, Jeremiah Gowey (6), Phil Glinski (8), Jordan Timm (10) and Korey Feiner. W—Timm. L—Callahan.

AT DELAWARE, OHIO

MAY 15

Benedictine (Ill.) ..... 300 100 010—5 6 0
Anderson ..... 000 000 100—1 6 1
Brian Manering and Aaron Giza; Kevin Nichols and Kyle Rayl. W—Manering. L—Nichols.

Hope ..... 000 100 000— 1 5 2
Ohio Wesleyan..... 011 031 22x—10 16 4
Matt Widenmier, Chistian Viel (6), Andrew Vlasak (8) and Eric MacKenzie; Tyler Mott, Byron Lowe (9) and Mike Schultheis. W—Mott. L—Widenmier.

MAY 16

Anderson ..... 010 112 011—7 13 3
Hope ..... 030 110 000—5 10 1
Greg Cauble and Kyle Rayl; Kenny Bart, Jon Deming (8) and Eric MacKenzie. W—Cauble. L—Bart.

Ohio Wesleyan..... 000 034 012—10 14 1
Benedictine (Ill.) ..... 000 000 000— 0 1 2
Shaun Burchett and Mike Schultheis; Brad Astrouski, Michael Lansu (6), Evan Perkins (8), Mike Borowiak (9) and Aaron Giza. W—Burchett. L—Astrouski.

MAY 17

Anderson ..... 141 003 130—13 15 2
Benedictine (Ill.) ..... 203 010 000— 6 7 3
Clint Williams, Ben Munce (5) and Kyle Rayl; Pat Murphy, Erik Harkey (7), Michael Lansu (9) and Aaron Giza. W—Munce. L—Murphy.

Ohio Wesleyan..... 000 010 101—3 6 2
Anderson ..... 503 100 00x—9 15 2
Michael Krieger, Mike Grady (2), Adam Dunn (4) and Mike Schultheis; John Louden and Kyle Rayl. W—Louden. L—Krieger.

MAY 18

Anderson ..... 000 023 100—6 17 2
Ohio Wesleyan..... 000 000 004—4 8 2
Greg Cauble, Kevin Nichols (9) and Kyle Rayl; Tyler Mott, Shaun Burchett (6) and Mike Schultheis. W—Cauble. L—Burchett.

AT BOYERSTOWN, PENNSYLVANIA

MAY 15

Otterbein ..... 100 000 000—1 4 0
Rowan ..... 010 100 11x—4 12 0
Robert Benjamin and Scott Mader; Josh Schwartz and Keith Smicklo. W-Schwartz. L-Benjamin.

Alvernia ..... 000 010 111— 4 11 1
Johns Hopkins ..... 003 027 20x—14 15 1
Jeff Kiesel, Ryan Pettit (6), Todd Stapleton (7), Brandon DeWald (7) and Anthony Recker; Jeremy Brown, Matt Righter (8), Jason Hochfelder (9), Jason Thayer (9) and Doug Hitchner. HR-Mike Spiciarich (Johns Hopkins), Paul Winterling (John Hopkins). W-Brown. L-Kiesel.

Lakeland ..... 001 020 002— 5 9 6
DeSales ..... 242 030 00x—11 14 1
Steve Plucinski, Paul Severino (5), Jared Neuman (5), Joe Binter (6) and Justin Wolter; Matt Reppert and Chris Peters. HR-Rich Shatusky (Lakeland), Kyle Hoffman (DeSales). W-Reppert. L-Plucinski.

MAY 16

Alvernia ..... 000 210 102—6 12 0
Otterbein ..... 034 100 00x—8 12 1
Dan Myers, Brandon DeWald (3) and Jason Alcott; Adam Brandt, Timmy Holloway (8), John Frank (9) and Scott Mader. HR-Ryan Pettit. W-Brandt. L-Myers. S-Frank.

MAY 17

Rowan ..... 000 001 010 0—2 10 5
Lakeland ..... 000 200 000 1—3 7 2
Tom McCullen and Keith Smicklo; Ryan Urban, R. Govek (8) and Justin Wolter. W-Govek. L-McCullen.

DeSales ..... 421 001 001—9 8 3
Johns Hopkins ..... 000 000 500—5 11 2
Chris Ross and Chris Peters; Ryan McConnell, Matt Righter (2), Adam Josephart (6), Jim Flannery (7), Jason Thayer (8) and Bryan Eberle. HR-Ian Hauze (DeSales). W-Ross. L-McConnell.

Johns Hopkins ..... 000 100 011—3 11 2
Rowan ..... 001 000 000—1 7 1
Russ Berger and Doug Hitchner; Michael Sclafani and Keith Smicklo. HR-Irvin McFarland (Rowan). W-Berger. L-Sclafani.

Otterbein ..... 600 000 000—6 9 5
Lakeland ..... 100 000 011—3 9 6
Wally Theado, John Frank (9) and Scott Mader; Eric Spies, Dan Rauwerdink (1), R. Govek (9) and Justin Wolter. W-Theado. L-Spies. S-Frank.

MAY 18

Johns Hopkins ..... 000 110 020—4 8 2
DeSales ..... 001 002 41x—8 11 0
Sven Stafford, Matt Righter (7), Jason Hochfelder (8), Jeremy Brown (8) and Doug Hitchner; Tim Gombar, Jeff Hurley (8) and Chris Peters. HR-Paul Winterling (Johns Hopkins). W-Gombar. L-Stafford. S-Hurley.

DeSales ..... 620 103 000—12 15 2
Otterbein ..... 000 001 300— 4 9 1
Jon Pallone, Jeff Hurley (7), Chris Ross (9) and Chris Peters; Josh Dandurand, Kyle Moore (2), Matt McCool (6), John Frank (9) and Scott Mader. HR-Mike Cohan (DeSales), Tory Allen (Otterbein). W-Pallone. L-Dandurand.

AT CLINTON, MISSISSIPPI

MAY 15

Emory ..... 101 310 400—10 15 0
Wartburg ..... 000 000 211— 4 10 0
Reed Harvey, Brye Adler (8) and Adam Schorr; Ryan Moorman, Grant Finley (5), Andy Arthur (8), Eric Johnson and Brian Greiner. W—Harvey. L—Moorman.

Millsaps.....000 200 000 2—4 9 1
Carthage .....002 000 000 0—2 10 0
Doug Garner and Bo Roberts; Dusty Reid and Ryan Polcyn. W—Garner. L—Reid.

Fontbonne ..... 000 003 002— 5 8 4
Mississippi Col. ..... 000 064 00x—10 7 4
Reggie Tillit, Scott Borcherding (5), Chad Harrison (7) and Angel Morera; Bo Edmiston, Danield Wright (6), Russell Young (9) and Chris Knight, Joey Hickner. W—Edmiston. L—Tillit.

MAY 16

Wartburg ..... 010 002 253—13 16 2
Millsaps ..... 403 000 050—12 14 4
Chris Goerdt, Patrick Smith (4), Ash Larsen, Steve Domino (8), Tyler Archer (9) and Brian Greiner, Tim Gearhart; Tal Hendrix (8), Scott Staines (8), Chat Lenhart (9). W—Domino. L—Staines.

Carthage ..... 035 400 001—13 18 0
Fontbonne ..... 100 100 000— 2 6 1
Dan Grybash, Todd Walther (1) and Mike Giddings; John Morgan, Chad Harrison (3), Matt Sauer (4) and Angel Movera. W—Grybash. L—Morgan.

Mississippi Col. ..... 021 500 000—8 11 0
Emory ..... 000 009 00x—9 11 3
Sam Graham, Dereck Tillman (6) and Chris Knight; Matthew Palmer, Steve Zaychik (4), Will Carr (7), John Illius (8) and Adam Schorr. W—Zaychik. L—Tillman. S—Illius.

MAY 17

Mississippi Col. ..... 101 314 000—10 8 0
Millsaps ..... 020 100 000— 3 14 1
Jonathan Beacom, Danield Wright (5), Dereck Tillman (9) and Chris Knight; Stephen Kirkpatrick, Chat Lenhart (6) and Bo Roberts. W—Beacom. L—Kirkpatrick.

Carthage ..... 000 211 001—5 7 3
Wartburg ..... 000 011 000—2 6 1
Adam Robinson, Jim Jungbauer (6) and Ryan Polcyn, Mike Giddings; Patrick Smith, Chris Goerdt (6) and Brian Greiner. W—Robinson. L—Smith. S—Jungbauer.

Emory ..... 010 101 102—6 10 1
Mississippi Col. ..... 100 110 010—4 10 1
Tom Mieczkowski, Will Carr (6), John Illius (8) and Adam Schorr; John Jay, Bo Edmiston (5), Dereck Tillman (9). W—Illius. L—Tillman.

MAY 19

Carthage ..... 010 300 000— 4 9 4
Emory ..... 030 300 53x—14 14 3
Dusty Reid, Dan Gassner (3), Todd Walther (6), Will Rawlings (8) and Ryan Polcyn, Mike Giddings; Reed Harvey, John Illius (9) and Adam Schorr. W—Harvey. L—Reid.

AT HICKORY, NORTH CAROLINA

MAY 15

Mary Washington ..... 001 120 001—5 6 3
Va. Wesleyan ..... 100 123 00x—7 11 4
Schoen, Foeman (6) and Wright; Rawlings, Rivera (7), Hamilton (9) and Supa. W—Rawlings. L—Schoen. S—Hamilton.

Salisbury ..... 002 010 001—4 10 3
Chris. Newport..... 002 010 101—5 10 1
Cory Willey, Nick Dunk (6), Star Kriger (9) and Matt Johnson; Mike Cosby, Eben Brower (6) and Scotty George. W—Brower. L—Dunk.

Averett ..... 015 110 000—8 12 3
Thomas More ..... 100 100 101—4 9 6
Gene Yost, Drake Shumate (8) and Greg Stevens; Matt Kaiser, Richie Brees (3), D.J. Hampton (6) and Fred Riess. W—Yost. L—Kaiser.

MAY 16

Mary Washington ..... 330 110 031—12 17 3
Salisbury ..... 300 102 100— 7 11 4

Sean Townsend, Brendan Orsinger (4), Cory Templeman (7) and Robbie Wright; Scott Byers, Mac Mollet, Star Kriger (5), Nick Dunk (7), Cory Willey (9) and Matt Johnson. W—Templeman. L—Byers.

Thomas More ..... 001 010 000 1—3 10 2
Va. Wesleyan ..... 001 000 001 0—2 7 1
Eric England, Donny Capannari (8), Jordan Landrum (9), Matt Fritsch (10) and Fred Riess; Jason Jarrett and Mike Supa. W—Landrum. L—Jarrett. Save—Fritsch.

Chris. Newport..... 000 201 120—6 10 2
Averett..... 000 000 101—2 13 0
Cary Bruner and Scotty George; Kenny Payne and Greg Stevens. W—Bruner. L—Payne.

MAY 17

Va. Wesleyan ..... 246 210 131—20 23 1
Averett..... 003 010 102— 7 9 4
Adam Hamilton and Mike Supa; Jon Marr, Paul Fossum (2), Drake Shumate (3), Brandon Vaughan (9) and Greg Stevens. W—Hamilton. L—Marr.

Thomas More ..... 302 001 000—6 10 4
Mary Washington ..... 001 102 000—4 11 1
Anthony Reiber, Donny Capannari (6) and Fred Riess; Kevin Foeman, Cory Templeman (9) and Robbie Wright. W—Reiber. L—Foeman. S—Capannari.

Va. Wesleyan ..... 140 000 000—5 9 3
Chris. Newport..... 022 002 00x—6 5 2
Ace Purvis, Zach Baker (7) and Mike Supa; Brandon Haywood, Steven Mingee (2), Jason Brown (8) and Scotty George. W—Mingee. L—Purvis. S—Brown.

MAY 18

Thomas More ..... 000 000 100 00—1 9 1
Chris. Newport..... 001 000 000 01—2 7 2
Stephen Hatton, Matt Fritsch (8) and Fred Riess; Eben Brower, Jason Brown (11). W—Brown. L—Fritsch.

AT TROY, NEW YORK

MAY 15

Messiah..... 001 000 000—1 4 2
Cortland St..... 102 001 20x—6 11 0
Bryan Engle and Chris Regan; Mike Hubbs, Nick McPartland (9) and Matt Ellis. W—Hubbs. L—Engle.

Mt. St. Mary (N.Y.)..... 000 001 042—7 7 0
Rensselaer..... 010 000 002—3 8 2
Paul Basdekis, Jason Mires (9) and Erik Eltz; Erik Thunell, Ryan McGough (8), Brian Rickert (9) and Seth Shuket. W—Basdekis. L—Thunell. S—Mires.

Ithaca ..... 011 100 310 00—7 14 0
Trinity (Conn.)..... 000 300 022 01—8 14 7
Kyle Sottung, Tom O'Connor (8), Jon Beckerman (9) and Craig Nels; Kevin Tidmarsh, Kyle Cox (7), Matthew Krant (8), Mark Tremblay (8), Craig Tredenick (10) and Andrew Fries. W—Tredenick. L—Beckerman.

MAY 16

Rensselaer..... 200 000 020—4 7 1
Messiah..... 005 000 00x—5 10 2
Max Miller, Brian Rickert (3) and Seth Shuket; Dave Henninger, Garrett Dobbs, Mathew Allen (9) and Chris Regan. W—Henninger. L—Miller. S—Allen.

Cortland St. ..... 004 000 014—9 10 2
Ithaca ..... 200 000 020—4 8 4
Matt Miller, Mike Burnett (8) and Kyle Bestine; Michael Urvalek, Jon Beckerman (9), Tom O'Connor (9) and Eric Salinas. W—Miller. L—Urvalek. S—Burnett.

Trinity (Conn.)..... 240 010 001—8 15 4
Mt. Saint Mary (N.Y.) ..... 024 000 000—6 7 3
Joe Westcott, Greg Talpey (6), Craig Tredenick (9) and Andrew Fries; Jason Mires, S. Bell (2), Glen Visconti (9) and Erik Eltz. W—Westcott. L—Bell. S—Tredenick.

MAY 17

Cortland St. ..... 003 100 120—7 8 1
Trinity (Conn.)..... 001 123 10x—8 12 3
Toby Youngs, Ryan Ensel (6), Craig Robinson (9) and Matt Ellis; Kyle Cox, Craig Tredenick (8) and Andrew Fries. W—Cox . L—Youngs.

Messiah ..... 150 022 010—11 18 1
Mt. Saint Mary (N.Y.) ..... 000 100 002— 3 4 2
Kyle Brobst, Chris Cervini (8) and Chris Regan; Jim Pomeisl, Glen Visconti (2), Jason Mires (5), Bill Bloom (9) and Erik Eltz. W—Brobst. L—Pomeisl.

Messiah ..... 000 101 000—2 6 2
Cortland St. ..... 000 200 01x—3 6 0
Nathan Derstein, Garrett Dobbs (4), Kyle Brobst (8) and Chris Regan; Kyle Johnson and Kyle Bestine. W—Johnson. L—Dobbs.

MAY 18

Trinity (Conn.)..... 000 010 020 0—3 10 1
Cortland St. ..... 000 120 000 1—4 8 0
Chris Rodday, Greg Talpey (7) and Andrew Fries; Mike Burnett, Craig Robinson (8), Matt Miller (9) and Kyle Bestine. W—Miller. L—Talpey.

Cortland St. ..... 000 010 100— 2 7 0
Trinity (Conn.)..... 002 006 11x—10 14 1
Mike Hubbs, Ryan Ensel (6), Nick McPartland (6), Craig Robinson (8), Chad Parker (8) and Matt Ellis; Matthew Krant, Craig Tredenick (9) and Andrew Fries, Tony O'Shaughnessy. W—Krant. L—Hubbs.

AT WILLIMANTIC, CONNECTICUT

MAY 15

Endicott..... 000 010 011—3 8 3
Eastern Conn. St..... 120 001 40x—8 10 0
Greg Allain, Jon Trowt (7), J. Brancaleone (8) and Mark Vaughan. Ryan Dipietro, Thomas Spirito (9), Michael Maruska (9) and Jeff Funaro, Adam Hevenor. W—Dipietro. L—Allain.

Albertus Magnus..... 001 100 000— 2 8 7
Wheaton (Ill.) ..... 003 010 70x—11 6 3
Vin Caruso, Bobby Jones (7) and Vin Rispoli; Mike Hunsinger and Mark Brown. W—Hunsinger. L—Caruso.

Bridgewater St. ..... 001 000 010 000 1—3 11 1
Brandeis ..... 010 001 000 000 0—2 11 6
Tim Hart, Jordan Richards (12) and Joe Harkins; Tom McShane, Tim Dunphy (10) and Bryan Lambert (12) and Jeremy Taro. W—Richards. L—Dunphy.

MAY 16

Albertus Magnus..... 001 100 003—5 10 1
Endicott..... 100 000 000—1 5 3
Al Battista and Vin Rispoli; Jamie Turner, Jon Trowt (9) and Mark Vaughan. W—Battista. L—Turner.

Eastern Conn. St..... 015 440 000—14 14 4
Brandeis ..... 000 000 000— 0 7 5
Joey Serfass, Matt Schumey (7), Ben O'Brien (8) and Jeff Funaro, Adam Hevenor; Mike Parissi, Chris Pickford (4), Kevin Kay (6), Paul Ramsdell (7), Russ Stutsky (8) and Sean Ewers. W—Serfass. L—Parissi.

Wheaton (Ill.) ..... 111 201 000—6 12 0
Bridgewater St..... 000 200 000—2 6 1
Jon Jackson and Mark Brown; Josh White, Nate Horsman (4) and Joe Harkins. W—Jackson. L—White.

MAY 17

Wheaton (Ill.) ..... 000 002 000—2 8 5
Eastern Conn. St..... 200 011 11x—6 12 0
Bryan Duplissie, Joe White (6) and Mark Brown; Adam Czerwski and Jeff Funaro. W—Czerwski. L—Duplissie.

Bridgewater St..... 001 011 003—6 12 2
Albertus Magnus..... 002 000 100—3 10 2
Scott Favreau, Scott Garland (8) and Joe Harkins; Tom Hollaran and Ray Ricker. W—Garland. L—Holleran.

Bridgewater St..... 000 300 005—8 11 2
Wheaton (Ill.) ..... 000 100 103—5 9 0
Jordan Richards and Anthony Taormina; Trevor Alexander, Matt Parlato (4), Mark Demasse (8) and Mark Brown. W—Richards. L—Alexander.

MAY 18

Eastern Conn. St..... 200 000 006—8 12 3
Bridgewater St..... 001 001 100—3 10 1
Jeremy Hall, Joey Serfass (9) and Jeff Funaro. Tim Hart, Nate Horsman (9), Josh White (9) and Joe Harkins. W—Hall. L—Hart.

FINALS

AT APPLETON, WISCONSIN (MAY 23-27)

GAME 1

Eastern Conn. St..... 210 030 000—6 14 2
DeSales ..... 000 003 000—3 4 1
Joey Serfass and Jeff Funaro; Matt Reppert, Jon Pallone (9) and Chris Peters. W—Serfass. L—Reppert. T—2:06. A—1,535.

GAME 2

Emory ..... 001 000 000—1 8 1
Anderson (Ind.)..... 002 000 10x—3 10 0
Matthew Palmer, Will Carr (7) and Adam Schorr; Greg Cauble and Kyle Rayl. W—Cauble. L—Palmer. T—2:04. A—1,733.

GAME 3

Trinity (Conn.) ..... 001 001 100—3 7 1
Chris. Newport..... 004 020 01x—7 7 2
Kevin Tidmarsh, Kyle Cox (8) and Andrew Fries; Mike Cosby, Eben Brower (8) and Scotty George. HR - Chris Phaup (Chris. Newport) and Jason Moody (Chris. Newport). W—Cosby. L—Tidmarsh. S—Brower. T—2:18. A—1,969.

GAME 4

Wis.-Oshkosh..... 000 010 000—1 6 1
Chapman..... 020 001 03x—6 9 1
Ben Huffman, Andy Kraus (8) and Korey Feiner; Ryan France, Scott Akamine (8) and Matt Graves. W—France. L—Huffman. S—Akamine. T—2:29. A—3,868.

GAME 5

DeSales ..... 000 000 000—0 12 5
Emory ..... 001 400 20x—7 12 1
Chris Ross, Tim Gombar, Jeff Hurley and Chris Peters; Reed Harvey, Steve Zaychik, John Illius and Adam Schorr. W—Harvey. L—Ross. T—2:19. A—1,476.

GAME 6

Wis.-Oshkosh..... 001 020 200—5 13 2
Trinity (Conn.)..... 121 000 000—4 13 2
Brian Gerl, Andy Kraus (2), Jeremiah Gowey (2), Phil Glinski (3) and Korey Feiner; Chris Rodday, Matthew Krant (5), Kyle Cox (7), Craig Tredenick (8) and Andrew Fries. W—Glinski. L— Krant. T—3:11. A—2,243.

GAME 7

Anderson (Ind.) ..... 101 000 100—3 10 1
Eastern Conn. St..... 010 010 000—2 2 3
Kevin Nichols, Clint Williams (7) and Kyle Rayl; Adam Czerwinski, Jeremy Hall (7) and Jeff Funaro. W—Nichols. L—Czerwinsk. S—Williams. T—2:46. A—2,471.

GAME 8

Chapman..... 020 000 020—4 12 2
Chris. Newport..... 501 000 00x—6 13 1
Jeff Green and Matt Graves; Cary Bruner, Steven Mingee (8), Jason Brown (8) and Scotty George. W—Bruner. L—Green. S—Brown. T—2:33. A—2,532.

GAME 9

Eastern Conn. St..... 311 201 040—12 21 1
Wis.-Oshkosh..... 010 010 000— 2 4 3
Ryan DiPietro, Michael Maruska (9) and Jeff Funaro; Jim Ziegler, Andy Kraus (1), Jeremiah Gowey (3), Ryan Hermus (3), Jason Kral (4), Brian Gerl (8) and Korey Feiner, Eric Holdorf. W—DiPietro. L— Ziegler. T—3:04. A—2,259.

GAME 10

Emory ..... 001 200 200—5 11 2
Chapman..... 100 100 004—6 12 4
Tom Mieczkowski, Will Carr (5), John Illius (9) and Adam Schorr; Jairo Ochoa, Scott Akamine (6) and Matt Graves. W—Akamine. L—Illius. T—2:33. A—2,321.

GAME 11

Chris. Newport .....000 000 010 001—2 5 2
Anderson (Ind.) .....000 010 000 000—1 11 1
Eben Brower, Jason Brown (12) and Scotty George; John Louden, Clint Williams (10) and Kyle Rayl. W—Brower. L—Williams. S - Brown. T—2:45. A—2,403.

GAME 12

Chapman..... 000 004 020—6 10 0
Anderson (Ind.) ..... 000 000 002—2 5 3
Jairo Ochoa and Matt Graves; Greg Cauble, Ben Munce (7), Jaon Zagorski (7), Brandon Labus (9) and Kyle Rayl. W—Ochoa. L—Cauble. T—2:23. A—1,593.

GAME 13

Chris. Newport..... 300 100 000—4 11 1
Eastern Conn. St. ..... 011 000 000—2 8 2
Brandon Haywood, Steven Mingee (8), Jason Brown (9) and Scotty George; Jeremy Hall, David Meeker (8) and Jeff Funaro. HR - Marc Garofalo (Eastern Conn. St.). W—Haywood. L—Hall. S—Brown. T—2:22. A—1,656.

GAME 14

Chapman..... 000 180 006—15 16 0
Chris. Newport..... 001 000 010— 2 7 3
Jeff Green and Matt Graves; Mike Cosby, Ben Jarvis (5), Aaron Jaggers (9) and Scotty George, Charlie Hardie. HR—Ricky Medina (Chris. Newport). W—Green. L—Cosby. T—2:54. A—1,484.

CHAMPIONSHIP GAME

Chapman	AB	R	H	RBI	BB	SO	PO	A
Justin Hallenbeck, 1b	6	2	3	1	0	0	12	0
Shaun Donahoe, rf	6	3	5	3	0	0	1	0
Alex Taylor, 2b	6	2	3	3	0	0	2	5
Matt Graves, c	5	2	3	3	1	0	5	1
Brian Sanders, ss	6	1	4	2	0	1	2	2
Chris Van Camp, cf	2	0	1	1	1	0	4	0
Brian Brubaker, dh	2	0	0	0	0	0	0	0
Jeff Levering, dh	3	1	1	2	0	1	0	0

Chapman	AB	R	H	RBI	BB	SO	PO	A
Matt Ricatto, dh	1	0	0	0	0	1	0	0
Max Gruber, 3b	4	2	1	0	1	0	0	3
C.J. Castillo, lf	4	2	3	0	0	0	1	0
Travis Otott, lf	0	0	0	0	0	0	0	0
Scott Akamine, p	0	0	0	0	0	0	0	2
TOTALS	45	15	24	15	3	3	27	13

Chris. Newport	AB	R	H	RBI	BB	SO	PO	A
Jeremy Elliot, cf	6	1	0	1	0	1	2	1
Ricky Medina, 2b	5	0	0	0	1	0	2	7
Matt Turner, rf	4	1	1	1	0	2	1	0
Chris Phaup, 3b	4	0	0	0	1	0	1	1
Scotty George, c	4	1	2	0	0	0	3	0
John Corbin, 1b	4	1	1	0	0	0	12	1
Dave Diebler, ph/1b	1	0	0	0	0	0	1	0

Chris. Newport	AB	R	H	RBI	BB	SO	PO	A
Jayson Basanes, dh	3	1	2	0	2	1	0	0
Jason Moody, lf	4	2	1	1	1	1	0	0
Matt Lewellen, ss	5	0	2	2	0	1	5	5
Cary Bruner, p	0	0	0	0	0	0	0	2
Steven Mingee, p	0	0	0	0	0	0	0	1
Jason Brown, p	0	0	0	0	0	0	0	0
Eben Brower, p	0	0	0	0	0	0	0	0
Ryan Gogan, p	0	0	0	0	0	0	0	0
TOTALS	40	7	9	5	5	6	27	18

Chapman..... 004 221 510—15 24 4
Chris. Newport..... 113 020 000— 7 9 0

E—Taylor; Gruber 3. DP—CNU 4. LOB—CU 10, CNU 13. 2B—Taylor, Graves, Sanders, Levering, Moody. 3B - Van Camp. HR—Graves, Turner. SB—Elliott 5, Moody. SH—Van Camp 2, George. SF—Van Camp.

Chapman	IP	H	R	ER	BB	SO	AB	BF
Scott Akamine	9.0	9	7	5	5	6	40	47

Chris. Newport	IP	H	R	ER	BB	SO	AB	BF
Cary Bruner	4.0	9	6	6	1	0	18	22
Steven Mingee	1.0	4	2	2	0	0	6	7
Jason Brown	2.0	7	6	6	2	2	13	15
Eben Brower	1.0	3	1	1	0	0	5	5
Ryan Gogan	1.0	1	0	0	0	1	3	3

Win—Akamine. Loss—Bruner. WP—Akamine, Bruner. PB—George 2. HBP—by Bruner (Castill); by Akamine (Turner). Umpires—Home: Rick Lindquist; First base: Dennis Varweg; Second base: George Drouches; Third base: Gary Gilman. Time of game: 3:01. Attendance: 1,484.

History

Team Results

Year	Champion	Coach	Score	Runner-Up	Site	Championship Game Attendance	Championship Total Attendance
1976	Cal St. Stanislaus (33-20-2)	Jim Bowen	13- 6	Ithaca	Marietta	350	2,605
1977	Cal St. Stanislaus (35-18-1)	Jim Bowen	8- 5	Brandeis	Marietta	320	6,913
1978	Rowan (29-11)	Michael Briglia	5- 3	Marietta	Marietta	2,000	7,835
1979	Rowan (29-5)	Michael Briglia	3- 0	Cal St. Stanislaus	Marietta	395	4,296
1980	Ithaca (33-4)	George Valesente	12- 5	Marietta	Marietta	1,100	9,162
1981	Marietta (59-5)	Don Schaly	14-12 (12)	Ithaca	Marietta	1,000	8,244
1982	Eastern Conn. St. (38-6-1)	Bill Holowaty	11- 6	Cal St. Stanislaus	Marietta	300	9,887
1983	Marietta (49-9)	Don Schaly	36- 8	Otterbein	Marietta	3,000	13,036
1984	Ramapo (35-11)	Mickey Ennis	5- 4	Marietta	Marietta	2,000	9,100
1985	Wis.-Oshkosh (37-3)	Russ Tiedemann	11- 6	Marietta	Marietta	1,500	13,670
1986	Marietta (48-13-2)	Don Schaly	11- 6	Ithaca	Marietta	2,000	10,208
1987	Montclair St. (34-14-1)	Kevin Cooney	13-12 (10)	Wis.-Oshkosh	Marietta	567	7,108
1988	Ithaca (36-4-1)	George Valesente	7- 5	Wis.-Oshkosh	Bristol, Conn.	500	9,122
1989	N.C. Wesleyan (33-11-1)	Mike Fox	8- 7 (13)	Cal St. Stanislaus	Bristol, Conn.	500	8,474
1990	Eastern Conn. St. (40-6)	Bill Holowaty	8- 1	Aurora	Battle Creek, Mich.	500	6,406
1991	Southern Me. (38-6)	Ed Flaherty	9- 0	Col. of New Jersey	Battle Creek, Mich.	555	11,588
1992	Wm. Paterson (36-7)	Jeff Albies	3- 1	Cal Lutheran	Battle Creek, Mich.	500	12,478
1993	Montclair St. (37-11)	Norm Schoenig	3- 1	Wis.-Oshkosh	Battle Creek, Mich.	225	9,240
1994	Wis.-Oshkosh (41-4)	Tom Lechnir	6- 2	Wesleyan (Conn.)	Battle Creek, Mich.	377	10,440
1995	La Verne (39-9)	Owen Wright	5- 3	Methodist	Salem, Va.	513	10,561
1996	Wm. Paterson (39-5-1)	Jeff Albies	6- 5	Cal Lutheran	Salem, Va.	211	7,663
1997	Southern Me. (39-9)	Ed Flaherty	15- 1	Wooster	Salem, Va.	863	11,605
1998	Eastern Conn. St. (40-11)	Bill Holowaty	16- 1	Montclair St.	Salem, Va.	484	12,817
1999	N.C. Wesleyan (42-9)	Charle Long	1- 0	St. Thomas (Minn.)	Salem, Va.	366	12,946
2000	Montclair St. (42-6-1)	Norm Schoenig	6- 2	St. Thomas (Minn.)	Appleton, Wis.	854	17,290
2001	St. Thomas (Minn.) (39-10)	Dennis Denning	8- 4	Marietta	Appleton, Wis.	771	14,312
2002	Eastern Conn. St. (39-11-1)	Bill Holowaty	8- 0	Marietta	Appleton, Wis.	988	17,881
2003	Chapman (39-12)	Tom Tereschuk	15- 7	Chris. Newport	Appleton, Wis.	1,484	16,428

Most Outstanding Player Award

1976 Dan Boer, 1b, Cal St. Stanislaus
1977 Rusty Kuntz, of, Cal St. Stanislaus
1978 Bob Pfeffer, p, Rowan
1979 Tak Upshur, 2b, Rowan
1980 John Nicholo, ss, Ithaca

1981 John Schaly, 2b, Marietta
1982 Jeff Blobaum, p, Cal St. Stanislaus
1983 Jim Pancher, 2b, Marietta
1984 Derek Bastinck, c, Ramapo
1985 Terry Jorgensen, lf, Wis.-Oshkosh

1986 Mike Brandts, 3b, Marietta
1987 John Deutsch, rf, Montclair St.
1988 Joe Sottolano, p, Ithaca
1989 James Anderson, 1b, N.C. Wesleyan
1990 Brian Mercado, dh, Eastern Conn. St.

1991 Gary Williamson, of, Southern Me.
1992 Ralph Perdomo, 1b, Wm. Paterson
1993 Drew Yocum, p, Montclair St.
1994 Tim Jorgensen, ss, Wis.-Oshkosh
1995 Jeff Polinsky, 1b, La Verne

1996 Mark DeMenna, of, Wm. Paterson
1997 Jason Jensen, p, Southern Me.
1998 Chris D'Amato, 2b, Eastern Conn. St.
1999 Barry Blake, ss, N.C. Wesleyan
2000 Corey Hamman, p, Montclair St.

2001 Brad Bonine, cf, St. Thomas (Minn.)
2002 John Kubachka, 1b, Eastern Conn. St.
2003 Alex Taylor, 2b, Chapman

Individual Records

SINGLE-GAME, BATTING

AT-BATS

8-Mike Jones, N.C. Wesleyan (27) vs. Upsala (9), 5-18-81; Adam Husing, Carthage (10) vs. Monmouth (Ill.) (7), 5-18-2002; Jason Lensmeyer, Carthage (10) vs. Monmouth (Ill.) (8), 5-18-2002.

RUNS

6-Rusty Kuntz, Cal St. Stanislaus (22) vs. Coe (1), 5-25-77; Jon Shuler, Marietta (36) vs. Otterbein (8), 6-7-83; Cory Schaefer, Wis.-Oshkosh (36) vs. Wis.-Whitewater (10), 5-26-89; Bob Prince, Southern Me. (21) vs. Mass.-Dartmouth (4), 5-16-91.

HITS

6-Jim Peerenboom, Wis.-Oshkosh (27) vs. St. Olaf (8), 5-25-88; Brent Bizyak, Wooster (12) vs. Ill. Wesleyan (10), 5-26-89; Bob Prince, Southern Me. (21) vs. Mass.-Dartmouth (4), 5-16-91; Jeff Zappa, Wis.-Oshkosh (21) vs. St. Thomas (Minn.) (10), 5-18-96.

DOUBLES

4-Mark Murray, Claremont-M-S (17) vs. Cal Lutheran (4), 5-16-96.

TRIPLES

3-Greg Clark, N.C. Wesleyan (27) vs. Upsala (9), 5-18-81.

HOME RUNS

4-Rod Correia, Mass.-Dartmouth (13) vs. Eastern Conn. St. (6), 5-26-88; Dave Kennedy, Montclair St. (19) vs. St. Lawrence (11), 5-16-91.

RUNS BATTED IN

8-Robin Knight, Salisbury (25) vs. Maryville (Tenn.) (4), 5-20-77; Jon Shuler, Marietta (36) vs. Otterbein (8), 6-7-83; Shawn Joy, Marietta (26) vs. North Park (16), 5-17-90; Dave Kennedy, Montclair St. (19) vs. St. Lawrence (11), 5-16-91; Mike Miller, Simpson (20) vs. Benedictine (Ill.) (9), 5-15-91; Jason Kundert,

Wis.-Oshkosh (21) vs. St. Thomas (Minn.) (10), 5-18-96; Scott Baron, Aurora (22) vs. Wartburg (11), 5-16-97.

TOTAL BASES
17-Rod Correia, Mass.-Dartmouth (13) vs. Eastern Conn. St. (6), 5-26-88; Dave Kennedy, Montclair St. (19) vs. St. Lawrence (11), 5-16-91.

STOLEN BASES
5-Rich McNeill, Methodist (16) vs. Salisbury (8), 5-22-83; Jeremy Elliot, Chris. Newport (7) vs. Chapman (15), 5-27-2003.

SINGLE-GAME, PITCHING

INNINGS PITCHED
13-Danny Tester, Methodist (2) vs. Cal St. Stanislaus (1), 6-3-88.

MOST HITS ALLOWED
17-Jim Anderson, Marietta (12) vs. Baldwin-Wallace (8), 5-26-88; Dave Gowans, Rose-Hulman (8) vs. Ohio Wesleyan (11), 5-15-92; Joe Whitlach, Claremont-M-S (3) vs. Cal Lutheran (15), 5-17-96; Bryan Toor, St. Thomas (Minn.) (3) vs. Montclair St. (13), 5-30-00.

FEWEST HITS ALLOWED (COMPLETE GAME)
0-Norm Charlesworth, Rowan (4) vs. Johns Hopkins (1), 5-15-80.

RUNS ALLOWED
15-Chris Morgan, Ripon (4) vs. Carthage (15), 5-19-99.

EARNED RUNS ALLOWED
14-Glen Alexander, Otterbein (8) vs. Marietta (36), 6-7-83.

STRIKEOUTS
19-Matt DeSalvo, Marietta (1) vs. Salisbury (0), 5-25-01.

BASES ON BALLS
11-John Magyari, John Carroll (6) vs. Marietta (7), 5-24-84; Brian Lieberman, Ohio Northern (20) vs. Oswego St. (21), 5-25-84; Mike Bolson, Wis.-Whitewater (6) vs. Benedictine (Ill.) (5), 5-19-00.

SINGLE-GAME, FIELDING

PUTOUTS
21-Aaron Missler, Ohio Wesleyan (10) vs. Rose-Hulman (2), 5-16-96; Tim LaConte, Bridgewater St. (3) vs. Brandeis (2) (13 inn.) 5-15-03.

ASSISTS
11-John Cole, Ithaca (10) vs. Marietta (14), 6-1-85; Mike Royer, Ohio Wesleyan (2) vs. Benedictine (Ill.) (3), 5-16-91.

ERRORS
6-Kevin Creehan, Allegheny (15) vs. Marietta (19), 5-19-96.

Team Records

SINGLE-GAME, BATTING

AT-BATS
62-Carthage (10) vs. Monmouth (Ill.) (7), 5-18-2002.

RUNS
36-Marietta vs. Otterbein (8), 6-7-83; Wis.-Oshkosh vs. Wis.-Whitewater (10), 5-26-89.

RUNS, ONE INNING
18-Cal St. San B'dino (31) vs. Redlands (5), first inn., 5-18-91.

HITS
33-Marietta (36) vs. Otterbein (8), 6-7-83.

DOUBLES
10-Marietta (26) vs. North Park (16), 5-17-90; Upper Iowa (18) vs. MacMurray (5), 5-18-96.

TRIPLES
4-Cal St. Stanislaus (13) vs. Ithaca (6), 6-6-76; N.C. Wesleyan (27) vs. Upsala (9), 5-18-81; N.C. Wesleyan (17) vs. Otterbein (4), 6-4-83.

HOME RUNS
8-Wis.-Oshkosh (36) vs. Wis.-Whitewater (10), 5-26-89.

RUNS BATTED IN
36-Marietta (36) vs. Otterbein (8), 6-7-83.

TOTAL BASES
57-Wis.-Oshkosh (36) vs. Wis.-Whitewater (10), 5-26-89.

LEFT ON BASE
19-Baldwin-Wallace (8) vs. Marietta (12), 5-26-88.

STOLEN BASES
9-UC San Diego (5) vs. Cal St. Stanislaus (6), 5-17-86; Methodist (8) vs. Rensselaer (7), 5-23-96.

PITCHING

STRIKEOUTS, ONE GAME
18-Marietta (7) vs. John Carroll (6), 5-24-84; Rensselaer (7) vs. Cortland St. (2), 5-17-96; N.C. Wesleyan (4) vs. Chapman (3) (13 inn.), 5-24-97.

BASES ON BALLS ALLOWED, ONE GAME
19-Marietta (6) vs. Ithaca (5), 5-29-81; Otterbein (8) vs. Marietta (36), 6-7-83.

CONSECUTIVE SHUTOUT INNINGS
23-Chapman, 5-27-00 vs. Southern Me. (eight inn.); 5-28-00 vs. Cortland St. (nine inn.); 5-29-00 vs. St. Thomas (Minn.) (six inn.).

PITCHERS USED
8-Methodist (3) vs. Southern Me. (12), 5-27-91.

SINGLE-GAME, FIELDING

ASSISTS
29-Salisbury (9) vs. N.C. Wesleyan (8), 5-19-00.

ERRORS
11-Wooster (7) vs. North Park (13), 5-27-88.

DOUBLE PLAYS
5-Augsburg (6) vs. St. Thomas (Minn.) (7), 5-22-86; Wis.-Oshkosh (5) vs. Ithaca (0), 5-24-91; Upper Iowa (3) vs. Carthage (8), 5-21-93; Wm. Paterson (6) vs. Wis.-Oshkosh (1), 5-27-96; Wm. Paterson (9) vs. Rowan (1), 5-17-96; Wooster (8) vs. Cortland St. (1), 5-28-97; Rowan (13) vs. Widener (2), 5-21-99; Marietta (1) vs. St. Thomas (Minn.) (4), 5-28-99; Southern Me. (6) vs. Williams (3), 5-20-01.

Won-Lost Records in Tournament Play

(Note: Totals include ties for fourth place.)

Team (Years Participated)	Yrs.	Won	Lost	Pct.	1st	2nd	3rd	4th
Albertus Magnus (2003)	1	1	2	.333	0	0	0	0
Albion (1979-82)	2	3	4	.429	0	0	0	0
Allegheny (1985-89-93-96-97-99-2000-01)	8	16	16	.500	0	0	0	0
Alma (1980-81)	2	3	4	.429	0	0	0	0
Alvernia (1995-2002)	2	3	4	.429	0	0	0	0
Amherst (1996-97-99)	3	5	6	.455	0	0	0	0
Anderson (Ind.) (1993-95-98-99-2001-03)	6	18	15	.546	0	0	1	0
Ashland (1976-79)	2	4	4	.500	0	0	0	0
Augsburg (1986-87)	2	1	4	.200	0	0	0	0
Augustana (Ill.) (1999)	1	2	2	.500	0	0	0	0
Aurora (1987-89-90-91-92-93-94-95-96-97-98-99-2000-02)	14	32	29	.525	0	1	0	1
Alvernia (2003)	1	0	2	.000	0	0	0	0
Averett (2003)	1	1	2	.333	0	0	0	0
Baldwin-Wallace (1985-86-88-91)	4	3	8	.273	0	0	0	0
Benedictine (Ill.) (1980-89-91-93-95-2000-03)	7	6	14	.300	0	0	0	0
Blackburn (2002)	1	0	2	.000	0	0	0	0
Brandeis (1976-77-78-79-80-82-84-85-87-92-93-96-97-98-99-2002-03)	17	22	35	.386	0	1	0	0
Bridgewater (Va.) (1994-95-99-2001-02)	5	1	10	.091	0	0	0	0
Bridgewater St. (1989-90-91-92-96-97-98-99-2000-01-03)	11	19	23	.452	0	0	1	0
Buena Vista (1980-81)	2	2	4	.333	0	0	0	0
UC San Diego (1986-87-89-92-94)	5	9	15	.375	0	0	1	0
Cal Lutheran (1992-93-94-95-96-97-98-99-2000-01)	10	32	27	.542	0	2	1	0
Cal St. Hayward (2001)	1	4	2	.667	0	0	0	0
Cal St. San B'dino (1990-91)	2	8	4	.667	0	0	0	0
Cal St. Stanislaus (1976-77-78-79-80-82-83-86-88-89)	10	49	21	.700	2	3	0	2
Calvin (1984-2000-02)	3	0	6	.000	0	0	0	0
Carleton (1991)	1	0	2	.000	0	0	0	0
Carthage (1992-93-94-95-96-97-98-99-2000-02-03)	11	34	24	.586	0	0	2	0
Chapman (1997-98-99-2000-01-03)	6	23	15	.605	1	0	0	0
Chris. Newport (2001-02-03)	3	16	7	.696	0	1	1	0

Team (Years Participated)	Yrs.	Won	Lost	Pct.	1st	2nd	3rd	4th
Claremont-M-S (1978-79-81-88-90-96)	6	8	15	.348	0	0	0	0
Coe (1977-78)	2	2	4	.333	0	0	0	0
Concordia-Austin (2002)	1	3	2	.600	0	0	0	0
Concordia-M'head (1983-93-95)	3	4	6	.400	0	0	0	0
Concordia (Ill.) (1992)	1	0	2	.000	0	0	0	0
Cortland St. (1981-93-94-95-96-97-98-99-2000-01-02-03)	12	39	26	.600	0	0	2	0
DePauw (1977-78-79-2001)	4	2	8	.200	0	0	0	0
DeSales (1997-98-2000-01-02-03)	6	9	12	.429	0	0	0	0
Eastern Conn. St. (1976-77-78-79-80-81-82-83-84-85-86-87-88-89-90-91-93-94-95-96-97-98-2001-02-03)	25	86	48	.642	4	0	4	1
Edgewood (2001)	1	0	2	.000	0	0	0	0
Elizabethtown (1983-88-91-93-94-2000-01)	7	4	13	.235	0	0	0	0
Elmhurst (1980-81-82-88)	4	6	8	.429	0	0	0	0
Emory (1996-97-98-2000-01-03)	6	13	12	.520	0	0	0	0
Endicott (2000-03)	2	0	4	.000	0	0	0	0
FDU-Florham (1996)	1	0	2	.000	0	0	0	0
Ferrum (1988-89-90-91-92-93-94-96)	8	14	16	.467	0	0	0	0
Fontbonne (1998-2003)	2	0	4	.000	0	0	0	0
Frank. & Marsh. (1995)	1	2	2	.500	0	0	0	0
Frostburg St. (1984-87)	2	0	4	.000	0	0	0	0
George Fox (2000-02-03)	3	3	6	.333	0	0	0	0
Gettysburg (1988)	1	1	2	.333	0	0	0	0
Greensboro (1998)	1	0	2	.000	0	0	0	0
Guilford (1993)	1	1	2	.333	0	0	0	0
Gwynedd-Mercy (2000-01)	2	3	4	.429	0	0	0	0
Hampden-Sydney (1991)	1	1	2	.333	0	0	0	0
Hartwick (1994)	1	0	2	.000	0	0	0	0
Hobart (1992)	1	0	2	.000	0	0	0	0
Hope (1998-2001-03)	3	1	6	.143	0	0	0	0
Ill. Wesleyan (1978-89-2001)	3	9	7	.563	0	0	0	0
Illinois Tech (1979)	1	1	2	.333	0	0	0	0
Ithaca (1976-77-78-79-80-81-82-83-84-85-86-87-88-89-90-91-92-93-94-95-97-98-99-2000-01-02-03)	27	83	55	.602	2	3	2	0
John Carroll (1984)	1	0	2	.000	0	0	0	0
John Jay (1996)	1	0	2	.000	0	0	0	0
Johns Hopkins (1976-80-86-89-92-93-94-97-98-2001-02-03)	12	16	22	.421	0	0	0	0
Juniata (1978-80-90)	3	0	6	.000	0	0	0	0
Kean (1988-98-2002)	3	0	6	.000	0	0	0	0
La Verne (1983-84-85-87-95)	5	15	14	.517	1	0	0	1
Lakeland (2002-03)	2	6	4	.600	0	0	0	0
Lawrence (1977-79)	2	0	4	.000	0	0	0	0
Lebanon Valley (2002)	1	1	2	.333	0	0	0	0
Luther (1983-84-85)	3	3	6	.333	0	0	0	0
Lynchburg (1976-77-78-79-80-81-82-83)	8	14	16	.467	0	0	0	0
MacMurray (1986-96-97)	3	5	6	.455	0	0	0	0
Manchester (2002)	1	1	2	.333	0	0	0	0
Mansfield (1976-79-80)	3	10	7	.588	0	0	1	0
Marian (Wis.) (2000)	1	2	2	.500	0	0	0	0
Marietta (1976-77-78-79-80-81-82-83-84-85-86-87-88-89-90-91-92-93-94-95-96-97-98-99-2000-01-02)	27	115	57	.669	3	6	1	1
Mary Washington (1991-92-93-94-97-98-2001-03)	8	6	16	.273	0	0	0	0
Maryville (Mo.) (1985)	1	0	2	.000	0	0	0	0
Maryville (Tenn.) (1977)	1	0	2	.000	0	0	0	0
Mass.-Dartmouth (1988-91-92-93-94-98-2000)	7	11	14	.440	0	0	0	0
McMurry (1998-2001)	2	1	4	.200	0	0	0	0
Messiah (2003)	1	2	2	.500	0	0	0	0
Methodist (1976-77-82-83-84-85-86-87-88-89-90-91-92-93-95-96-98-99-2001-02)	20	43	44	.494	0	1	1	3
Millsaps (1995-96)	3	3	6	.333	0	0	0	0
Minn.-Morris (1978)	1	0	2	.000	0	0	0	0
Mississippi Col. (2003)	1	2	2	.500	0	0	0	0
Monmouth (Ill.) (1976-81-83-2002)	4	4	9	.308	0	0	0	0
Montclair St. (1976-78-82-83-84-85-86-87-88-89-90-91-92-93-94-95-96-97-98-99-2000-01)	22	89	43	.674	3	1	3	1
Mt. St. Joseph (2000)	1	3	2	.600	0	0	0	0
Mt. St. Mary (N.Y.) (1998-99-2003)	3	2	6	.250	0	0	0	0
Muskingum (1992)	1	1	2	.333	0	0	0	0
Neb. Wesleyan (1976-82)	2	1	4	.200	0	0	0	0
TCNJ (1979-81-85-86-87-90-91-92-93-94-98-99-2000-02)	14	35	27	.565	0	1	0	1
North Adams St. (1976-77-80-85-86-87-95)	7	6	14	.300	0	0	0	0
N.C. Wesleyan (1981-82-83-84-85-86-87-88-89-90-91-92-93-94-95-97-98-99-2000)	19	69	40	.633	2	0	2	2
North Central (1985-86-87-91-94-98)	6	15	13	.536	0	0	0	0
North Park (1983-84-87-88-90)	5	11	10	.524	0	0	0	0
Occidental (1982)	1	0	3	.000	0	0	0	0
Ohio Northern (1976-80-81-82-83-84-85-95)	8	10	16	.385	0	0	0	0
Ohio Wesleyan (1986-87-90-91-92-93-94-96-97-98-99-2000-01-02-03)	15	23	30	.434	0	0	0	0
Old Westbury (1997-2000-01)	3	1	6	.143	0	0	0	0
Oswego St. (1982-84-86-96)	4	4	8	.333	0	0	0	0
Otterbein (1981-82-83-84-89-90-2003)	7	12	15	.444	0	1	0	0
Pace (1977-78-79)	3	1	6	.143	0	0	0	0
Pitt.-Bradford (2002)	1	0	2	.000	0	0	0	0
Pomona-Pitzer (2002-03)	2	2	4	.333	0	0	0	0
Queens (N.Y.) (1976-81)	2	1	4	.200	0	0	0	0
Ramapo (1980-81-82-83-84-85-88)	7	15	13	.536	1	0	0	0
Redlands (1985-91-93)	3	3	10	.231	0	0	0	0

Team (Years Participated)	Yrs.	Won	Lost	Pct.	1st	2nd	3rd	4th
Rensselaer (1990-92-93-94-95-96-97-98-99-2000-01-02-03)	13	20	26	.435	0	0	0	0
Rhode Island Col. (1978-79-80)	3	6	7	.462	0	0	0	1
Ripon (1999-2000-01-03)	4	3	8	.273	0	0	0	0
Rochester (1980-89-99)	3	0	6	.000	0	0	0	0
Roger Williams (2002)	1	0	2	.000	0	0	0	0
Rose-Hulman (1992-96)	2	0	4	.000	0	0	0	0
Rowan (1976-77-78-79-80-84-86-93-96-97-98-99-2000-03)	14	37	25	.597	2	0	1	0
Rutgers-Newark (1990-94)	2	2	4	.333	0	0	0	0
St. John's (Minn.) (1998)	1	0	2	.000	0	0	0	0
St. Norbert (2003)	1	0	2	.000	0	0	0	0
St. Olaf (1977-78-79-80-81-82-84-85-87-88-89-91-92-94-2000-03)	16	16	32	.333	0	0	0	0
St. Lawrence (1991)	1	0	2	.000	0	0	0	0
St. Mary's (Minn.) (1993)	1	3	2	.600	0	0	0	0
St. Scholastica (1999)	1	1	2	.333	0	0	0	0
St. Thomas (Minn.) (1986-94-95-96-97-98-99-2000-01-02)	10	32	19	.627	1	2	0	0
Salem St. (1983-94)	2	0	4	.000	0	0	0	0
Salisbury (1977-78-80-81-83-2000-01-02-03)	9	18	18	.500	0	0	0	1
Salve Regina (2001)	1	0	2	.000	0	0	0	0
Simpson (1990-91-92-94-99)	5	8	11	.421	0	0	0	0
Southern Me. (1987-88-89-90-91-92-93-94-95-96-97-98-99-2000-01)	15	45	30	.600	2	0	0	0
Southwestern (Tex.) (1996-97-98-99-2000-01-02)	7	7	14	.333	0	0	0	0
Staten Island (1991-92)	2	5	4	.556	0	0	0	0
Stevens Tech (2002)	1	0	2	.000	0	0	0	0
Stillman (1978-79)	2	0	4	.000	0	0	0	0
Stony Brook (1995)	1	1	2	.333	0	0	0	0
Suffolk (2000-02)	2	3	4	.429	0	0	0	0
Sul Ross St. (1999)	1	0	2	.000	0	0	0	0
Susquehanna (1992-95)	2	1	4	.200	0	0	0	0
Swarthmore (1985)	1	1	2	.333	0	0	0	0
Thomas More (2000-03)	2	3	4	.429	0	0	0	0
Trinity (Conn.) (1998-99-2000-03)	4	6	8	.429	0	0	0	0
Trinity (Tex.) (2002)	1	2	2	.500	0	0	0	0
Tufts (1995-2002)	2	2	4	.333	0	0	0	0
Upsala (1976-78-79-80-81-82-83-86-87)	9	14	19	.424	0	0	1	0
Upper Iowa (1993-95-96)	3	6	6	.500	0	0	0	0
Ursinus (1999-2000)	2	0	4	.000	0	0	0	0
Va. Wesleyan (1979-85-97-99-2000-03)	6	6	12	.333	0	0	0	0
Wartburg (1997-98-99-2000-01-02-03)	7	9	14	.391	0	0	0	0
Washington (Mo.) (1982-83-92)	3	2	6	.250	0	0	0	0
Wesleyan (Conn.) (1994)	1	6	2	.750	0	1	0	0
Western Conn. St. (2002)	1	1	2	.333	0	0	0	0
Western New Eng. (2001)	1	0	2	.000	0	0	0	0
Westfield St. (1976-77-78-79-81-84)	6	4	12	.250	0	0	0	0
Westminster (Mo.) (2000-01)	2	3	4	.429	0	0	0	0
Westmont (1976)	1	1	2	.333	0	0	0	0
Wheaton (Mass.) (2000-01-02-03)	4	6	8	.429	0	0	0	0
Whittier (1984)	1	2	3	.400	0	0	0	0
Widener (1976-77-78-82-99)	5	6	10	.375	0	0	0	0
Wilkes (1976-77-78)	3	6	7	.462	0	0	0	1
William Penn (1986-87-88-89-90-91-92-95)	8	8	16	.333	0	0	0	0
Williamette (2001)	1	2	2	.500	0	0	0	0
Williams (1999-2001)	2	2	4	.333	0	0	0	0
Wis.-Eau Claire (1994)	1	0	2	.000	0	0	0	0
Wis.-La Crosse (1998)	1	2	2	.500	0	0	0	0
Wis.-Oshkosh (1979-80-81-82-83-84-85-86-87-88-89-90-91-92-93-94-95-96-97-98-99-2003)	22	101	47	.682	2	3	2	3
Wis.-River Falls (1996)	1	0	2	.000	0	0	0	0
Wis.-Stevens Point (1988-97-98-99-2001-02)	6	10	13	.435	0	0	0	0
Wis.-Whitewater (1984-89-90-91-93-2000-01-03)	8	13	17	.433	0	0	0	0
Wm. Paterson (1977-81-82-83-84-85-86-87-88-89-91-92-93-95-96-97-99)	17	56	33	.629	2	0	1	1
Wittenberg (1994)	1	2	2	.500	0	0	0	0
Wooster (1977-78-79-80-81-85-86-87-88-89-90-91-94-95-97-98-99-2002)	18	37	39	.487	0	1	0	0
Worcester St. (1983-2002)	2	0	4	.000	0	0	0	0
York (Pa.) (1977-81-82-91-92-95-96-2002)	8	10	16	.385	0	0	0	0

All-Time Results

1976 Northeast Regional: Ithaca 4 wins, 0 losses; Brandeis 3-2; Eastern Conn. St. 2-2; Queens (N.Y.) 1-2; North Adams St. 0-2; Westfield St. 0-2. **South Regional:** Montclair St. 4-1; Rowan 4-2; Upsala 2-2; Johns Hopkins 1-2; Lynchburg 0-2; Methodist 0-2. **Mideast Regional:** Wilkes 4-1; Mansfield 4-2; Ashland 2-2; Ohio Northern 1-2; Marietta 0-2; Widener 0-2. **West Regional:** Cal St. Stanislaus 4-1; Monmouth (Ill.) 2-3; Neb. Wesleyan 1-2; Westmont 1-2.
Finals: Cal St. Stanislaus 5, Ithaca 4; Montclair St. 2, Wilkes 1; Ithaca 16, Wilkes 3; Cal St. Stanislaus 10, Montclair St. 9; Ithaca 10, Montclair St. 5. **Championship:** Cal St. Stanislaus 13, Ithaca 6.

1977 Northeast Regional: Brandeis 4 wins, 1 loss; Westfield St. 3-2; Ithaca 2-2; Eastern Conn. St. 1-2; North Adams St. 1-2; Pace 0-2. **South Regional:** Rowan 4-0; Lynchburg 3-2; Salisbury 2-2; Wm. Paterson 1-2; Maryville (Tenn.) 0-2; Methodist 0-2. **Mideast Regional:** Marietta 4-1; Widener 3-2; DePauw 2-2; Wooster 1-2; York (Pa.) 1-2; Wilkes 0-2. **West Regional:** Cal St. Stanislaus 3-0; Coe 2-2; St. Olaf 1-2; Lawrence 0-2.
Finals: Rowan 11, Brandeis 3; Cal St. Stanislaus 5, Marietta 3; Brandeis 11, Marietta 9; Cal St. Stanislaus 14, Rowan 1; Brandeis 13, Rowan 10. **Championship:** Cal St. Stanislaus 8, Brandeis 5.

1978 Northeast Regional: Ithaca 4 wins, 0 losses; Brandeis 3-2; Eastern Conn. St. 2-2; Rhode Island Col. 1-2; Pace 0-2; Westfield St. 0-2. **South Regional:** Rowan 5-1; Lynchburg 3-2; Salisbury 2-2; Montclair St. 1-2; Upsala 0-2; Stillman 0-2. **Mideast Regional:** Marietta 4-0; Wooster 3-2; Wilkes 2-2; Widener 1-2; Juniata 0-2; DePauw 0-2. **West Regional:** Cal St. Stanislaus 5-1; Ill. Wesleyan 3-2; Claremont-M-S 2-2; St. Olaf 1-2; Coe 0-2; Minn.-Morris 0-2.
Finals: Rowan 4, Cal St. Stanislaus 3; Ithaca 7, Marietta 3; Marietta 5, Cal St. Stanislaus 4; Rowan 7, Ithaca 1; Marietta 11, Ithaca 4; Marietta 11, Rowan 10. **Championship:** Rowan 5, Marietta 3.

1979 Northeast Regional: Rhode Island Col. 4 wins, 1 loss; Eastern Conn. St. 4-2; Ithaca 2-2; Pace 1-2; Brandeis 0-2; Westfield St. 0-2. **South Regional:** Rowan 4-0; TCNJ 3-2; Upsala 2-2; Lynchburg 1-2; Stillman 0-2; Va. Wesleyan 0-2.

Midwest Regional: Mansfield 4-1; Wooster 3-2; Ashland 2-2; Albion 1-2; Marietta 1-2; DePauw 0-2. **West Regional:** Cal St. Stanislaus 4-1; Claremont-M-S 3-2; St. Olaf 2-2; Illinois Tech 1-2; Wis.-Oshkosh 1-2; Lawrence 0-2.
Finals: Rowan 7, Mansfield 3; Cal St. Stanislaus 12, Rhode Island Col. 4; Mansfield 13, Rhode Island Col. 0; Rowan 18, Cal St. Stanislaus 2; Cal St. Stanislaus 8, Mansfield 6. **Championship:** Rowan 3, Cal St. Stanislaus 0.

1980 Northeast Regional: Ithaca 4 wins, 0 losses; North Adams St. 3-2; Brandeis 2-2; Rhode Island Col. 1-2; Rochester 0-2; Eastern Conn. St. 0-2. **South Regional:** Upsala 4-1; Salisbury 3-2; Ramapo 2-2; Rowan 1-2; Lynchburg 1-2; Johns Hopkins 0-2. **Mideast Regional:** Marietta 4-0; Wooster 3-2; Ohio Northern 2-2; Mansfield 1-2; Juniata 0-2; Alma 0-2. **West Regional:** Wis.-Oshkosh 4-0; Buena Vista 2-2; Cal St. Stanislaus 2-2; Benedictine (Ill.) 1-2; Elmhurst 1-2; St. Olaf 0-2.
Finals: Upsala 7, Ithaca 4; Marietta 4, Wis.-Oshkosh 3; Ithaca 23, Wis.-Oshkosh 7; Marietta 17, Upsala 1; Ithaca 7, Upsala 1; Ithaca 5, Marietta 4. **Championship:** Ithaca 12, Marietta 5.

1981 Northeast Regional: Ithaca 5 wins, 1 loss; Eastern Conn. St. 3-2; Ramapo 2-2; Westfield St. 1-2; Queens (N.Y.) 0-2; Cortland St. 0-2. **Mideast Regional:** Marietta 5-1; Alma 3-2; York (Pa.) 2-2; Wooster 1-2; Monmouth (Ill.) 0-2; Ohio Northern 0-2. **South Regional:** N.C. Wesleyan 4-1; Lynchburg 3-2; Upsala 2-2; Wm. Paterson 1-2; Salisbury 1-2; TCNJ 0-2. **West Regional:** Wis.-Oshkosh 4-0; Elmhurst 2-2; Otterbein 2-2; Claremont-M-S 1-2; St. Olaf 1-2; Buena Vista 0-2.
Finals: Wis.-Oshkosh 13, N.C. Wesleyan 3; Marietta 6, Ithaca 5; Ithaca 7, N.C. Wesleyan 6; Marietta 12, Wis.-Oshkosh 6; Ithaca 11, Wis.-Oshkosh 3. **Championship:** Marietta 14, Ithaca 12 (12 inn.).

1982 Northeast Regional: Eastern Conn. St. 3 wins, 0 losses; Brandeis 2-2; Oswego St. 1-2; Ithaca 0-2. **Mid-Atlantic Regional:** Wm. Paterson 4-1; Widener 2-2; Montclair St. 1-2; Upsala 0-2. **South Regional:** N.C. Wesleyan 3-1; Methodist 3-2; Lynchburg 1-2; Ramapo 0-2. **Mideast Regional:** Marietta 4-0; Ohio Northern 2-2; Albion 2-2; Elmhurst 1-2; York (Pa.) 1-2; Otterbein 0-2. **Midwest Regional:** Wis.-Oshkosh 4-1; St. Olaf 2-2; Washington (Mo.) 1-2; Neb. Wesleyan 0-2. **West Regional:** Cal St. Stanislaus 3-0; Occidental 0-3.
Finals: Marietta 5, N.C. Wesleyan 3; Wis.-Oshkosh 12, Wm. Paterson 11; Cal St. Stanislaus 5, Eastern Conn. St. 4; N.C. Wesleyan 11, Wm. Paterson 6; Eastern Conn. St. 4, Marietta 0; Cal St. Stanislaus 1, Wis.-Oshkosh 0; Marietta 7, Wis.-Oshkosh 2; Eastern Conn. St. 3, N.C. Wesleyan 2; Cal St. Stanislaus 4, Marietta 3; Eastern Conn. St. 9, Cal St. Stanislaus 8. **Championship:** Eastern Conn. St. 11, Cal St. Stanislaus 6.

1983 West Regional: Cal St. Stanislaus 3 wins, 2 losses; La Verne 2-3. **Northeast Regional:** Eastern Conn. St. 3-0; Ithaca 2-2; Ramapo 1-2; Worcester St. 0-2. South Regional: N.C. Wesleyan 4-1; Lynchburg 2-2; Methodist 1-2; Salisbury 0-2. **Midwest Regional:** Otterbein 3-1; Wis.-Oshkosh 3-2; Concordia-M'head 1-2; Washington (Mo.) 0-2. **Mid-Atlantic Regional:** Montclair St. 3-1; Wm. Paterson 3-2; Upsala 1-2; Salem St. 0-2. **Mideast Regional:** Marietta 4-0; North Park 3-2; Ohio Northern 2-2; Luther 1-2; Elizabethtown 0-2; Monmouth (Ill.) 0-2.
Finals: Cal St. Stanislaus 6, Montclair St. 5; N.C. Wesleyan 5, Eastern Conn. St. 4; Otterbein 5, Marietta 4; Eastern Conn. St. 6, Montclair St. 5; Marietta 13, Cal St. Stanislaus 12; N.C. Wesleyan 17, Otterbein 4; Otterbein 9, Cal St. Stanislaus 8; Marietta 12, Eastern Conn. St. 6; Otterbein 10, N.C. Wesleyan 9; Marietta 6, N.C. Wesleyan 4. **Championship:** Marietta 36, Otterbein 8.

1984 South Regional: Methodist 14, Frostburg St. 12; Rowan 7, N.C. Wesleyan 4; Rowan 16, Methodist 8; N.C. Wesleyan 8, Frostburg St. 1; Methodist 18, N.C. Wesleyan 4; Rowan 5, Methodist 3. **Mid-Atlantic Regional:** Ramapo 4, Westfield St. 0; Otterbein 3, Wm. Paterson 2; Ramapo 5, Otterbein 0; Wm. Paterson 9, Westfield St. 5; Wm. Paterson 18, Otterbein 3; Ramapo 21, Wm. Paterson 2. **Northeast Regional:** Montclair St. 5, Ithaca 4; Eastern Conn. St. 7, Brandeis 3; Montclair St. 13, Eastern Conn. St. 7; Ithaca 22, Brandeis 9; Eastern Conn. St. 11, Ithaca 10; Montclair St. 8, Eastern Conn. St. 4. **Mideast Regional:** Marietta 7, Calvin 0; North Park 8, John Carroll 2; Ohio Northern 3, Oswego St. 2; Oswego St. 18, Calvin 7; Marietta 7, John Carroll 6 (10 inn.); North Park 9, Ohio Northern 4; North Park 11, Marietta 7; Oswego St. 21, Ohio Northern 20; Marietta 10, Oswego St. 1; Marietta 8, North Park 7 (11 inn.); Marietta 8, North Park 7. **Midwest Regional:** St. Olaf 14, Wis.-Whitewater 3; Wis.-Oshkosh 8, Luther 2; Wis.-Whitewater 5, Luther 3; Wis.-Oshkosh 10, St. Olaf 4; Wis.-Whitewater 9, St. Olaf 1; Wis.-Oshkosh 16, Wis.-Whitewater 5. **West Regional:** La Verne 20, Whittier 6; Whittier 9, La Verne 5; La Verne 13, Whittier 10; Whittier 4, La Verne 2; La Verne 18, Whittier 4.
Finals: Ramapo 7, Rowan 6; Wis.-Oshkosh 3, La Verne 2; Montclair St. 1, Marietta 0; Marietta 11, Rowan 9; La Verne 19, Montclair St. 11; Ramapo 7, Wis.-Oshkosh 5; Montclair St. 6, Wis.-Oshkosh 3; Marietta 7, La Verne 3; Ramapo 14, Montclair St. 7; Marietta 10, Ramapo 6. **Championship:** Ramapo 5, Marietta 4.

1985 Northeast Regional: Ithaca 12, Brandeis 2; Eastern Conn. St. 11, North Adams St. 5; Ithaca 18, Eastern Conn. St. 12; Brandeis 3, North Adams St. 0; Eastern Conn. St. 10, Brandeis 9; Ithaca 12, Eastern Conn. St. 4. Mid-Atlantic Regional: Ramapo 4, Methodist 1; Montclair St. 11, Swarthmore 2; Montclair St. 12, Ramapo 9; Swarthmore 4, Methodist 3; Ramapo 5, Swarthmore 2; Ramapo 8, Montclair St. 5; Montclair St. 10, Ramapo 3. South Regional: Wm. Paterson 12, Va. Wesleyan 6; TCNJ 6, N.C. Wesleyan 4; TCNJ 10, Wm. Paterson 8; N.C. Wesleyan 7, Va. Wesleyan 6; Wm. Paterson 4, N.C. Wesleyan 1; Wm. Paterson 8, TCNJ 7 (10 inn.); Wm. Paterson 9, TCNJ 5. Mideast Regional: Ohio Northern 9, Allegheny 4; Wooster 7, Maryville (Mo.) 2; Marietta 4, North Central 3; Allegheny 12, Maryville (Mo.) 4; North Central 11, Ohio Northern 0; Marietta 12, Wooster 5; Ohio Northern 8, Wooster 7; North Central 12, Allegheny 5; Marietta 16, Ohio Northern 1; Marietta 4, North Central 2. Midwest Regional: Luther 6, St. Olaf 1; Wis.-Oshkosh 10, Baldwin-Wallace 2; Luther 2, Wis.-Oshkosh 1; Baldwin-Wallace 6, St. Olaf 3; Wis.-Oshkosh 5, Baldwin-Wallace 3; Wis.-Oshkosh 12, Luther 2; Wis.-Oshkosh 12, Luther 4. West Regional: Redlands 15, La Verne 7; La Verne 5, Redlands 3; La Verne 21, Redlands 5; Redlands 2, La Verne 1; Redlands 4, La Verne 3.
Finals: Wm. Paterson 9, Wis.-Oshkosh 4; Ithaca 14, Redlands 3; Marietta 17, Montclair St. 11; Wis.-Oshkosh 8, Redlands 4; Montclair St. 13, Wm. Paterson 9; Ithaca 10, Marietta 7; Marietta 5, Wm. Paterson 4; Wis.-Oshkosh 8, Montclair St. 7; Marietta 14, Ithaca 10 (11 inn.); Wis.-Oshkosh 11, Ithaca 4. **Championship:** Wis.-Oshkosh 11, Marietta 6.

1986 Northeast Regional: North Adams St. 8, Eastern Conn. St. 4; Ithaca 4, Oswego St. 1; Ithaca 11, North Adams St. 2; Eastern Conn. St. 11, Oswego St. 0; Eastern Conn. St. 7, North Adams St. 1; Ithaca 4, Eastern Conn. St. 3. **Mid-Atlantic Regional:** Wm. Paterson 6, Upsala 4; Montclair St. 5, Johns Hopkins 4; Montclair St. 11, Wm. Paterson 0; Johns Hopkins 10, Wm. Paterson 8; Johns Hopkins 4, Upsala 0; Montclair St. 8, Johns Hopkins 4. **South Regional:** N.C. Wesleyan 9, Rowan 4; Methodist 12, TCNJ 7; Methodist 8, N.C. Wesleyan 3; TCNJ 4, Rowan 3; TCNJ 5, N.C. Wesleyan 4; TCNJ 7, Methodist 3; Methodist 10, TCNJ 6. **Mideast Regional:** Baldwin-Wallace 5, North Central 0; MacMurray 6, Wooster 5; Marietta 9, Ohio Wesleyan 7; Wooster 10, Ohio Wesleyan 7; North Central 12, Marietta 6; MacMurray 8, Baldwin-Wallace 5; Marietta 8, Baldwin-Wallace 4; North Central 8, Wooster 0; Marietta 15, MacMurray 8; North Central 12, MacMurray 4; Marietta 13, North Central 11. **Midwest Regional:** Wis.-Oshkosh 9, Augsburg 2; William Penn 5, St. Thomas (Minn.) 4; Wis.-Oshkosh 11, William Penn 1; St. Thomas (Minn.) 7, Augsburg 6; St. Thomas (Minn.) 6, William Penn 5; Wis.-Oshkosh 5, St. Thomas (Minn.) 4. **West Regional:** Cal St. Stanislaus 7, UC San Diego 3; Cal St. Stanislaus 7, UC San Diego 5; Cal St. Stanislaus 6, UC San Diego 5.
Finals: Montclair St. 7, Cal St. Stanislaus 5; Marietta 12, Methodist 6; Ithaca 12, Wis.-Oshkosh 9; Methodist 12, Cal St. Stanislaus 8; Montclair St. 12, Wis.-Oshkosh 3; Ithaca 18, Marietta 12; Marietta 18, Methodist 14; Ithaca 14, Montclair St. 12; Marietta 9, Montclair St. 4; Marietta 7, Ithaca 2. **Championship:** Marietta 11, Ithaca 6.

1987 Northeast Regional: Southern Me. 14, Brandeis 9; Ithaca 7, Eastern Conn. St. 6 (10 inn.); Eastern Conn. St. 3, Brandeis 1; Southern Me. 11, Ithaca 8; Eastern Conn. St. 13, Ithaca 2; Eastern Conn. St. 23, Southern Me. 3; Eastern Conn. St. 10, Southern Me. 3. **Mid-Atlantic Regional:** Upsala 8, Wm. Paterson 3; Wm. Paterson 11, North Adams St. 8; Montclair St. 11, North Adams St. 5; Montclair St. 17, Upsala 2; Upsala 6, Wm. Paterson 4; Montclair St. 16, Upsala 15 (10 inn.). **South Regional:** N.C. Wesleyan 6, Frostburg St. 1; TCNJ 7, Methodist 5; Methodist 6, Frostburg St. 1; N.C. Wesleyan 11, TCNJ 2; Methodist 11, TCNJ 0; Methodist 8, N.C. Wesleyan 3; N.C. Wesleyan 7, Methodist 3. **Mideast Regional:** North Park 2, Aurora 1; Marietta 4, Ohio Wesleyan 3; North Central 7, Wooster 3; Aurora 5, Ohio Wesleyan 2; Wooster 11, North Park 5; Marietta 11, North Central 3; North Central 14, North Park 9; Aurora 5, Wooster 3; North Central 5, Marietta 3; Aurora 6, Marietta 0; North Central 5, Aurora 4. **Midwest Regional:** William Penn 5, Augsburg 0; Wis.-Oshkosh 6, St. Olaf 4; Augsburg 7, St. Olaf 6; Wis.-Oshkosh 5, William Penn 1; William Penn 6, Augsburg 4; Wis.-Oshkosh 20, William Penn 5. **West Regional:** UC San Diego 11, La Verne 4; UC San Diego 11, La Verne 5; UC San Diego 10, La Verne 6.
Finals: Montclair St. 10, Eastern Conn. St. 8; Wis.-Oshkosh 16, North Central 1; N.C. Wesleyan 6, UC San Diego 5; Eastern Conn. St. 6, North Central 3; Montclair St. 9, UC San Diego 4 (11 inn.); Wis.-Oshkosh 11, N.C. Wesleyan 6; N.C. Wesleyan 4, Eastern Conn. St. 3; Montclair St. 13, Wis.-Oshkosh 4; Wis.-Oshkosh 10, N.C. Wesleyan 9. **Championship:** Montclair St. 13, Wis.-Oshkosh 12 (10 inn.).

1988 Northeast Regional: Ithaca 6, Ramapo 5 (10 inn.); Mass.-Dartmouth 13, Eastern Conn. St. 6; Eastern Conn. St. 11, Ramapo 6; Ithaca 16, Mass.-Dartmouth 3; Eastern Conn. St. 2, Mass.-Dartmouth 0; Ithaca 9, Eastern Conn. St. 3. **Mid-Atlantic Regional:** Montclair St. 12, Southern Me. 5; Wm. Paterson 4, Gettysburg 3 (13 inn.); Gettysburg 6, Southern Me. 0; Wm. Paterson 13, Montclair St. 3; Montclair St. 8, Gettysburg 7 (12 inn.); Wm. Paterson 4, Montclair St. 3. **South Regional:** Methodist 14, Kean 2; Ferrum 9, N.C. Wesleyan 8; N.C. Wesleyan 2, Kean 1; Methodist 1, Ferrum 0; N.C. Wesleyan 1, Ferrum 0; Methodist 9, N.C. Wesleyan 1. **Mideast Regional:** Elmhurst 1, Wooster 0; Baldwin-Wallace 8, Elizabethtown 4; Marietta 9, North Park 5; Wooster 12, Elizabethtown 6; North Park 13, Elmhurst 3; Marietta 12, Baldwin-Wallace 8; Elmhurst 12, Baldwin-Wallace 6; North Park 13, Wooster 7; Marietta 7, Elmhurst 2; Marietta 4, North Park 0. **Midwest Regional**: William Penn 9, Wis.-Stevens Point 5; Wis.-Oshkosh 27, St. Olaf 8; Wis.-Stevens Point 11, St. Olaf 8; Wis.-Oshkosh 5, William Penn 2; William Penn 18, Wis.-Stevens Point 5; Wis.-Oshkosh 22, William Penn 5. **West Regional:** Cal St. Stanislaus 16, Claremont-M-S 1; Cal St. Stanislaus 6, Claremont-M-S 3; Cal St. Stanislaus 7, Claremont-M-S 3.
Finals: Cal St. Stanislaus 11, Marietta 6; Wis.-Oshkosh 10, Wm. Paterson 6; Ithaca 6, Methodist 4; Marietta 8, Wm. Paterson 3; Methodist 2, Cal St.

Stanislaus 1 (13 inn.); Ithaca 3, Wis.-Oshkosh 2; Wis.-Oshkosh 4, Cal St. Stanislaus 3; Marietta 3, Methodist 2; Wis.-Oshkosh 11, Ithaca 3; Ithaca 7, Marietta 3. **Championship:** Ithaca 7, Wis.-Oshkosh 5.

1989 Mid-Atlantic Regional: Montclair St. 16, Rochester 1; N.C. Wesleyan 4, Wm. Paterson 1; Wm. Paterson 6, Rochester 1; N.C. Wesleyan 7, Montclair St. 6; Wm. Paterson 6, Montclair St. 5; N.C. Wesleyan 5, Wm. Paterson 4. **South Regional:** Allegheny 4, Methodist 3; Johns Hopkins 8, Ferrum 1; Ferrum 11, Methodist 4; Johns Hopkins 8, Allegheny 4; Ferrum 9, Allegheny 3; Ferrum 6, Johns Hopkins 5; Johns Hopkins 10, Ferrum 2. **Midwest Regional:** Wis.-Whitewater 9, William Penn 2; Wis.-Oshkosh 3, St. Olaf 2; St. Olaf 13, William Penn 11 (13 inn.); Wis.-Whitewater 9, Wis.-Oshkosh 6; Wis.-Oshkosh 11, St. Olaf 3; Wis.-Oshkosh 36, Wis.-Whitewater 10; Wis.-Whitewater 11, Wis.-Oshkosh 6. **West Regional:** Cal St. Stanislaus 3, UC San Diego 1; Cal St. Stanislaus 4, UC San Diego 0; Cal St. Stanislaus 13, UC San Diego 7. **Northeast Regional:** Ithaca 9, Bridgewater St. 3; Southern Me. 5, Eastern Conn. St. 2; Eastern Conn. St. 10, Bridgewater St. 8; Southern Me. 7, Ithaca 4; Eastern Conn. St. 11, Ithaca 3; Southern Me. 6, Eastern Conn. St. 5 (11 inn.). **Mideast Regional:** Wooster 16, Marietta 10; Ill. Wesleyan 7, Aurora 6; Otterbein 11, Benedictine (Ill.) 7; Marietta 16, Benedictine (Ill.) 4; Wooster 10, Aurora 4; Ill. Wesleyan 7, Otterbein 5; Marietta 12, Otterbein 3; Wooster 12, Ill. Wesleyan 10; Marietta 13, Ill. Wesleyan 1; Marietta 9, Wooster 6; Wooster 4, Marietta 0.

Finals: N.C. Wesleyan 11, Johns Hopkins 3; Cal St. Stanislaus 3, Wis.-Whitewater 2; Southern Me. 12, Wooster 6; Johns Hopkins 5, Wis.-Whitewater 2; N.C. Wesleyan 10, Wooster 2; Cal St. Stanislaus 5, Southern Me. 0; Johns Hopkins 10, Southern Me. 7; Cal St. Stanislaus 11, N.C. Wesleyan 9; N.C. Wesleyan 6, Johns Hopkins 2; N.C. Wesleyan 3, Cal St. Stanislaus 0. **Championship:** N.C. Wesleyan 8, Cal St. Stanislaus 7 (13 inn.).

1990 Northeast Regional: Eastern Conn. St. 5, Ithaca 3; Southern Me. 17, Bridgewater St. 8; Ithaca 8, Bridgewater St. 6; Eastern Conn. St. 7, Southern Me. 4; Ithaca 7, Southern Me. 6; Eastern Conn. St. 4, Ithaca 3 (11 inn.). **Mid-Atlantic Regional:** Rutgers-Newark 10, Ferrum 8; Montclair St. 8, Rensselaer 4; Ferrum 3, Rensselaer 2; Montclair St. 13, Rutgers-Newark 7; Rutgers-Newark 3, Ferrum 2; Montclair St. 17, Rutgers-Newark 2. **South Regional:** N.C. Wesleyan 9, Juniata 0; Methodist 10, TCNJ 5; TCNJ 12, Juniata 0; Methodist 14, N.C. Wesleyan 8; N.C. Wesleyan 12, TCNJ 7; N.C. Wesleyan 5, Methodist 4; N.C. Wesleyan 9, Methodist 7 (10 inn.). **Mideast Regional:** North Park 10, Ohio Wesleyan 9; Wooster 8, Otterbein 3; Aurora 6, Marietta 5; Marietta 26, North Park 16; Aurora 4, Wooster 3; Ohio Wesleyan 11, Otterbein 10; North Park 11, Wooster 7; Marietta 8, Ohio Wesleyan 1; Aurora 9, North Park 7; Aurora 15, Marietta 5. **Midwest Regional:** Wis.-Whitewater 21, Simpson 3; Wis.-Oshkosh 9, William Penn 4; Simpson 13, William Penn 10; Wis.-Oshkosh 16, Wis.-Whitewater 9; Wis.-Whitewater 6, Simpson 4; Wis.-Oshkosh 10, Wis.-Whitewater 3. **West Regional:** Cal St. San B'dino 9, Claremont-M-S 6; Cal St. San B'dino 11, Claremont-M-S 8; Cal St. San B'dino 6, Claremont-M-S 4.

Finals: Eastern Conn. St. 8, Cal St. San B'dino 4; Aurora 7, Montclair St. 6; N.C. Wesleyan 4, Wis.-Oshkosh 3 (10 inn.); Cal St. San B'dino 17, Montclair St. 3; Eastern Conn. St. 7, Wis.-Oshkosh 4; Aurora 8, N.C. Wesleyan 7; Eastern Conn. St. 4, Aurora 0; N.C. Wesleyan 10, Cal St. San B'dino 6; Aurora 12, N.C. Wesleyan 9. **Championship:** Eastern Conn. St. 8, Aurora 1.

1991 Northeast Regional: Bridgewater St. 5, Eastern Conn. St. 4; Southern Me. 21, Mass.-Dartmouth 4; Eastern Conn. St. 12, Mass.-Dartmouth 8; Southern Me. 5, Bridgewater St. 4; Eastern Conn. St. 11, Bridgewater St. 7; Eastern Conn. St. 8, Southern Me. 5; Southern Me. 11, Eastern Conn. St. 5. **New York Regional:** Montclair St. 19, St. Lawrence 11; Ithaca 8, Staten Island 7; Staten Island 6, St. Lawrence 5; Ithaca 8, Montclair St. 6; Staten Island 8, Montclair St. 3; Staten Island 11, Ithaca 8; Ithaca 6, Staten Island 3. **Mid-Atlantic Regional:** TCNJ 5, York (Pa.) 3; Wm. Paterson 5, Elizabethtown 4; York (Pa.) 8, Elizabethtown 7; TCNJ 7, Wm. Paterson 2; Wm. Paterson 5, York (Pa.) 2; Wm. Paterson 6, TCNJ 3; TCNJ 10, Wm. Paterson 2. **South Regional:** Methodist 6, Mary Washington 5; N.C. Wesleyan 3, Hampden-Sydney 2; Hampden-Sydney 12, Mary Washington 6; Methodist 13, N.C. Wesleyan 2; N.C. Wesleyan 14, Hampden-Sydney 8; N.C. Wesleyan 8, Methodist 5; Methodist 7, N.C. Wesleyan 2. **Mideast Regional:** Wooster 14, Baldwin-Wallace 13; Marietta 13, Ferrum 4; Ferrum 13, Baldwin-Wallace 3; Marietta 11, Wooster 3; Ferrum 6, Wooster 4; Marietta 9, Ferrum 6. **Midwest Regional:** Wis.-Whitewater 4, Carleton 3; Wis.-Oshkosh 7, St. Olaf 6 (10 inn.); St. Olaf 11, Carleton 7; Wis.-Whitewater 3, Wis.-Oshkosh 2; Wis.-Oshkosh 6, St. Olaf 3; Wis.-Oshkosh 8, Wis.-Whitewater 1; Wis.-Oshkosh 9, Wis.-Whitewater 0. **West Regional:** Cal St. San B'dino 11, Redlands 0; Cal St. San B'dino 31, Redlands 5; Cal St. San B'dino 10, Redlands 5. **Central Regional:** North Central 6, Ohio Wesleyan 5; Simpson 20, Benedictine (Ill.) 9; William Penn 5, Aurora 3; Benedictine (Ill.) 3, Ohio Wesleyan 2 (12 inn.); Aurora 9, North Central 6; Simpson 19, William Penn 9; North Central 10, William Penn 7; Benedictine (Ill.) 6, Aurora 3; North Central 6, Simpson 5; Simpson 3, Benedictine (Ill.) 0; Simpson 13, North Central 2.

Finals: Cal St. San B'dino 4, Methodist 3; Southern Me. 6, Simpson 4; Marietta 7, Wis.-Oshkosh 3; TCNJ 14, Ithaca 10; Methodist 13, Simpson 2; Wis.-Oshkosh 5, Ithaca 0; Southern Me. 15, Cal St. San B'dino 3; TCNJ 4, Marietta 1; Methodist 8, Cal St. San B'dino 7; Wis.-Oshkosh 10, Marietta 7; Southern Me. 12, Methodist 3; Wis.-Oshkosh 4, TCNJ 1; TCNJ 11, Wis.-Oshkosh 7. **Championship:** Southern Me. 9, TCNJ 0.

1992 Northeast Regional: Mass.-Dartmouth 10, Bridgewater St. 3; Southern Me. 6, Brandeis 2; Brandeis 6, Bridgewater St. 5; Southern Me. 21, Mass.-Dartmouth 4; Mass.-Dartmouth 8, Brandeis 5; Mass.-Dartmouth 4, Southern Me. 2; Southern Me. 13, Mass.-Dartmouth 1. **New York Regional:** Staten Island 2, Rensselaer 0; Ithaca 6, Hobart 2; Rensselaer 10, Hobart 0; Staten Island 5, Ithaca 3; Ithaca 7, Rensselaer 1; Ithaca 5, Staten Island 1; Ithaca 7, Staten Island 3. **Mid-Atlantic Regional:** York (Pa.) 3, TCNJ 1; Montclair St. 4, Johns Hopkins 2; Wm. Paterson 4, Susquehanna 2; TCNJ 3, Johns Hopkins 2; York (Pa.) 4, Susquehanna 1; Wm. Paterson 9, Montclair St. 4; Wm. Paterson 3, York (Pa.) 1; Montclair St. 7, TCNJ 1; Montclair St. 6, York (Pa.) 5; Wm. Paterson 5, Montclair St. 2. **South Regional:** Methodist 6, N.C. Wesleyan 2; Ferrum 9, Mary Washington 4; N.C. Wesleyan 3, Mary Washington 2 (14 inn.); Ferrum 3, Methodist 2; Methodist 2, N.C. Wesleyan 0; Methodist 14, Ferrum 3; Methodist 8, Ferrum 4. **Mideast Regional:** Muskingum 3, Ohio Wesleyan 2; Marietta 6, Rose-Hulman 0; Ohio Wesleyan 11, Rose-Hulman 8; Marietta 1, Muskingum 0; Ohio Wesleyan 13, Muskingum 6; Ohio Wesleyan 5, Marietta 4; Marietta 12, Ohio Wesleyan 11. **Midwest Regional:** Carthage 2, St. Olaf 0; Wis.-Oshkosh 3, Concordia-M'head 2 (10 inn.); St. Olaf 11, Concordia-M'head 6; Carthage 5, Wis.-Oshkosh 1; Wis.-Oshkosh 7, St. Olaf 5; Wis.-Oshkosh 6, Carthage 0; Wis.-Oshkosh 6, Carthage 5. **West Regional:** Cal Lutheran 5, UC San Diego 4 (10 inn.); UC San Diego 2, Cal Lutheran 1 (10 inn.); Cal Lutheran 8, UC San Diego 7; Cal Lutheran 10, UC San Diego 0. Central Regional: Aurora 4, Simpson 1; William Penn 3, Washington (Mo.) 2; Washington (Mo.) 9, Simpson 3; William Penn 22, Aurora 1; Aurora 9, Washington (Mo.) 3; Aurora 7, William Penn 2; Aurora 3, William Penn 2.

Finals: Wm. Paterson 8, Marietta 6; Ithaca 8, Aurora 1; Methodist 6, Wis.-Oshkosh 3; Cal Lutheran 5, Southern Me. 3; Marietta 5, Aurora 4; Wis.-Oshkosh 6, Southern Me. 5; Wm. Paterson 4, Ithaca 3; Methodist 4, Cal Lutheran 2; Ithaca 6, Marietta 1; Cal Lutheran 5, Wis.-Oshkosh 2; Wm. Paterson 8, Ithaca 4; Cal Lutheran 7, Methodist 4; Cal Lutheran 2, Methodist 0. **Championship:** Wm. Paterson 3, Cal Lutheran 1.

1993 New England Regional: Mass.-Dartmouth 8, Southern Me. 0; Eastern Conn. St. 7, Brandeis 2; Southern Me. 12, Brandeis 2; Eastern Conn. St. 4, Mass.-Dartmouth 1; Southern Me. 8, Mass.-Dartmouth 7; Eastern Conn. St. 5, Southern Me. 3. **New York Regional:** Cortland St. 3, Rensselaer 1; Ithaca 10, TCNJ 8; Rensselaer 8, TCNJ 7 (11 inn.); Ithaca 11, Cortland St. 3; Rensselaer 5, Cortland St. 2; Ithaca 8, Rensselaer 6. **Mid-Atlantic Regional:** Montclair St. 4, Johns Hopkins 3; Rowan 8, Elizabethtown 4; Wm. Paterson 6, Mary Washington 4; Johns Hopkins 10, Elizabethtown 4; Montclair St. 10, Mary Washington 4; Rowan 8, Wm. Paterson 2; Montclair St. 13, Rowan 6; Wm. Paterson 12, Johns Hopkins 11 (10 inn.); Rowan 9, Wm. Paterson 8 (10 inn.); Montclair St. 19, Rowan 6. **South Regional:** Guilford 1, Ferrum 0; N.C. Wesleyan 3, Methodist 0; Ferrum 2, Methodist 0; N.C. Wesleyan 4, Guilford 2; Ferrum 10, Guilford 5; N.C. Wesleyan 5, Ferrum 3. **Mideast Regional:** Marietta 5, Ohio Wesleyan 4; Anderson (Ind.) 9, Allegheny 4; Ohio Wesleyan 9, Allegheny 8; Anderson (Ind.) 7, Marietta 2; Ohio Wesleyan 7, Marietta 3; Ohio Wesleyan 11, Anderson (Ind.) 3; Anderson (Ind.) 9, Ohio Wesleyan 2. **Midwest Regional:** Concordia-M'head 5, Wis.-Whitewater 0; Wis.-Oshkosh 6, St. Mary's (Minn.) 0; St. Mary's (Minn.) 5, Wis.-Whitewater 3; Wis.-Oshkosh 3, Concordia-M'head 1; St. Mary's (Minn.) 12, Concordia-M'head 7; St. Mary's (Minn.) 4, Wis.-Oshkosh 2; Wis.-Oshkosh 5, St. Mary's (Minn.) 2. **West Regional:** Cal Lutheran 23, Redlands 2; Cal Lutheran 5, Redlands 0; Cal Lutheran 9, Redlands 2. **Central Regional:** Carthage 12, Benedictine (Ill.) 6; Upper Iowa 5, Aurora 1; Aurora 8, Benedictine (Ill.) 2; Carthage 8, Upper Iowa 3; Aurora 5, Upper Iowa 3; Carthage 5, Aurora 4.

Finals: Wis.-Oshkosh 8, Eastern Conn. St. 4; Ithaca 7, Cal Lutheran 6; Montclair St. 5, Carthage 1; Anderson (Ind.) 7, N.C. Wesleyan 4; Eastern Conn. St. 1, Cal Lutheran 0; Carthage 8, N.C. Wesleyan 4; Wis.-Oshkosh 3, Ithaca 2; Montclair St. 5, Anderson (Ind.) 1; Carthage 8, Ithaca 7 (10 inn.); Eastern Conn. St. 9, Anderson (Ind.) 7; Montclair St. 6, Wis.-Oshkosh 2; Wis.-Oshkosh 5, Carthage 2; Montclair St. 5, Eastern Conn. St. 0. **Championship:** Montclair St. 3, Wis.-Oshkosh 1.

1994 New England Regional: Southern Me. 5, Salem St. 4; Wesleyan (Conn.) 7, Mass.-Dartmouth 3; Mass.-Dartmouth 6, Salem St. 2; Wesleyan (Conn.) 7, Southern Me. 4; Southern Me. 5, Mass.-Dartmouth 0; Wesleyan (Conn.) 10, Southern Me. 4. **New York Regional:** Ithaca 5, Hartwick 0; Rensselaer 7, Cortland St. 5; Cortland St. 7, Hartwick 5; Ithaca 8, Rensselaer 1; Rensselaer 10, Cortland St. 2; Ithaca 7, Rensselaer 6 (10 inn.). **Mid-Atlantic Regional:** TCNJ 6, Elizabethtown 1; Johns Hopkins 3, Rutgers-Newark 2; Montclair St. 9, Eastern Conn. St. 0; Elizabethtown 7, Rutgers-Newark 6; TCNJ 6, Eastern Conn. St. 5; Montclair St. 11, Johns Hopkins 2; Montclair St. 15, TCNJ 4; Elizabethtown 5, Johns Hopkins 3; TCNJ 6, Elizabethtown 5 (10 inn.); TCNJ 3, Montclair St. 2 (11 inn.); Montclair St. 10, TCNJ 4. **South Regional:** N.C. Wesleyan 12, Bridgewater (Va.) 0; Ferrum 5, Mary Washington 3; Mary Washington 4, Bridgewater (Va.) 3; N.C. Wesleyan 8, Ferrum 1; Mary Washington 5, Ferrum 4; N.C. Wesleyan 18, Mary Washington 2. **Mideast Regional:** Wooster 10, Ohio Wesleyan 3; Wittenberg 7, Marietta 3; Ohio Wesleyan 7, Marietta 5; Wittenberg 4, Wooster 2; Wooster 6, Ohio Wesleyan 5; Wooster 9, Wittenberg 7; Wooster 7, Wittenberg 5 (11 inn.). **Midwest Regional:** St. John's (Minn.) 4, Wis.-Eau Claire 3; Wis.-Oshkosh 9, St. Olaf 4; St. Olaf 12, Wis.-Eau Claire 1; Wis.-Oshkosh 18, St. John's (Minn.) 3; St. Olaf 13, St. John's (Minn.) 7; Wis.-Oshkosh 9, St. Olaf 1. **West Regional:** Cal Lutheran 5, UC San Diego 3; Cal Lutheran 11, UC San Diego 0; UC San Diego 10, Cal Lutheran 7; UC San Diego 11, Cal Lutheran 3; UC San

Diego 8, Cal Lutheran 5. **Central Regional:** Simpson 5, North Central 4; Carthage 9, Aurora 5; North Central 4, Aurora 2; Carthage 6, Simpson 5 (11 inn.); Simpson 5, North Central 3; Carthage 11, Simpson 5. **Finals:** Wis.-Oshkosh 9, Ithaca 2; Montclair St. 5, N.C. Wesleyan 1; Wesleyan (Conn.) 3, Wooster 1; Carthage 4, UC San Diego 3; N.C. Wesleyan 11, Ithaca 5; UC San Diego 3, Wooster 2; Wis.-Oshkosh 11, Montclair St. 0; Wesleyan (Conn.) 6, Carthage 3; UC San Diego 10, Montclair St. 4; Carthage 8, N.C. Wesleyan 7 (11 inn.); Wis.-Oshkosh 12, Wesleyan (Conn.) 3; Wesleyan (Conn.) 5, UC San Diego 1; Wis.-Oshkosh 11, Carthage 0. **Championship:** Wis.-Oshkosh 6, Wesleyan (Conn.) 2.

1995 South Regional: N.C. Wesleyan 7, Millsaps 2; Methodist 11, Bridgewater (Va.) 3; Millsaps 5, Bridgewater (Va.) 4 (11 inn.); Methodist 7, N.C. Wesleyan 5; N.C. Wesleyan 16, Millsaps 6; N.C. Wesleyan 8, Methodist 6; Methodist 8, N.C. Wesleyan 0. **New England Regional:** North Adams St. 3, Tufts 2; Eastern Conn. St. 10, Southern Me. 1; Southern Me. 15, Tufts 4; Eastern Conn. St. 13, North Adams St. 7; Southern Me. 10, North Adams St. 0; Southern Me. 5, Eastern Conn. St. 2; Eastern Conn. St. 7, Southern Me. 3. **New York Regional:** Stony Brook 4, Cortland St. 1; Rensselaer 7, Ithaca 5; Cortland St. 5, Ithaca 3; Rensselaer 15, Stony Brook 6; Cortland St. 5, Stony Brook 0; Cortland St. 6, Rensselaer 5; Cortland St. 12, Rensselaer 6. **West Regional:** La Verne 6, Cal Lutheran 5; La Verne 5, Cal Lutheran 2; La Verne 13, Cal Lutheran 1. **Midwest Regional:** Concordia-M'head 8, St. Thomas (Minn.) 3; Wis.-Oshkosh 10, Benedictine (Ill.) 7; Benedictine (Ill.) 8, St. Thomas (Minn.) 7; Wis.-Oshkosh 4, Concordia-M'head 2; Concordia-M'head 14, Benedictine (Ill.) 8; Wis.-Oshkosh 15, Concordia-M'head 6. **Mideast Regional:** Wooster 11, Anderson (Ind.) 10; Marietta 12, Ohio Northern 3; Marietta 10, Wooster 7; Anderson 6, Ohio Northern 0; Anderson (Ind.) 6, Wooster 4; Marietta 10, Anderson (Ind.) 3. **Mid-Atlantic Regional:** Wm. Paterson 6, Susquehanna 3; Frank. & Marsh. 17, Alvernia 0; Montclair St. 7, York (Pa.) 3; Susquehanna 10, Alvernia 4; Wm. Paterson 5, York (Pa.) 1; Frank. & Marsh. 9, Montclair St. 8; Wm. Paterson 7, Frank. & Marsh. 3; Montclair St. 19, Susquehanna 11; Montclair St. 10, Frank. & Marsh. 3; Wm. Paterson 7, Montclair St. 3. **Central Regional:** Aurora 6, Upper Iowa 2; Carthage 3, William Penn 0; Upper Iowa 7, William Penn 6; Carthage 17, Upper Iowa 5; Aurora 9, Carthage 5; Carthage 8, Aurora 7; Carthage 7, Aurora 4.
Finals: Methodist 7, Eastern Conn. St. 4; Wis.-Oshkosh 7, Carthage 2; La Verne 8, Wm. Paterson 3; Marietta 11, Cortland St. 10; Carthage 12, Eastern Conn. St. 6; Wm. Paterson 16, Cortland St. 10; La Verne 5, Marietta 3; Methodist 4, Wis.-Oshkosh 3; Carthage 11, Marietta 7; La Verne 8, Methodist 7 (10 inn.); Wis.-Oshkosh 10, La Verne 5; Methodist 12, Carthage 2; Methodist 9, Wis.-Oshkosh 3. **Championship:** La Verne 5, Methodist 3.

1996 Central Regional: Upper Iowa 6, MacMurray 4; Aurora 3, Carthage 2; MacMurray 8, Carthage 2; Upper Iowa 8, Aurora 2; MacMurray 7, Aurora 4; Upper Iowa 18, MacMurray 5. **Mid-Atlantic Regional:** Wm. Paterson 13, Amherst 7; Montclair St. 5, FDU-Florham 2; Rowan 6, York (Pa.) 3; Amherst 16, FDU-Florham 4; Wm. Paterson 6, York (Pa.) 3; Rowan 3, Montclair St. 2 (10 inn.); Wm. Paterson 9, Rowan 1; Montclair St. 13, Amherst 12; Montclair St. 10, Rowan 7; Wm. Paterson 9, Montclair St. 4. **Mideast Regional:** Ohio Wesleyan 10, Rose-Hulman 2; Marietta 9, Allegheny 1; Marietta 7, Ohio Wesleyan 6; Allegheny 12, Rose-Hulman 9; Allegheny 9, Ohio Wesleyan 2; Allegheny 13, Marietta 9; Marietta 19, Allegheny 15. **Midwest Regional:** Wis.-Oshkosh 10, Wis.-River Falls 7; St. Thomas (Minn.) 5, Southwestern (Tex.) 1; Wis.-Oshkosh 6, St. Thomas (Minn.) 5; Southwestern (Tex.) 6, Wis.-River Falls 5; St. Thomas (Minn.) 7, Southwestern (Tex.) 3; Wis.-Oshkosh 21, St. Thomas (Minn.) 10. **New England Regional:** Bridgewater St. 6, Brandeis 2; Southern Me. 4, Eastern Conn. St. 3; Eastern Conn. St. 3, Brandeis 2; Bridgewater St. 9, Southern Me. 2; Eastern Conn. St. 4, Southern Me. 2; Bridgewater St. 16, Eastern Conn. St. 12 (10 inn.). **New York Regional:** Cortland St. 5, Oswego St. 3; Rensselaer 6, John Jay 2; Rensselaer 7, Cortland St. 2; Oswego St. 2, John Jay 1; Cortland St. 7, Oswego St. 6; Rensselaer 10, Cortland St. 9 (11 inn.). **South Regional:** Ferrum 4, Emory 3 (11 inn.); Methodist 8, Millsaps 7; Methodist 13, Ferrum 6; Millsaps 12, Emory 8; Ferrum 14, Millsaps 13; Methodist 8, Ferrum 4. **West Regional:** Claremont-M-S 17, Cal Lutheran 4; Cal Lutheran 15, Claremont-M-S 3; Cal Lutheran 13, Claremont-M-S 3; Claremont-M-S 8, Cal Lutheran 3; Cal Lutheran 8, Claremont-M-S 0.
Finals: Upper Iowa 6, Marietta 5 (13 inn.); Wm. Paterson 12, Bridgewater St. 4; Methodist 8, Rensselaer 7; Wis.-Oshkosh 4, Cal Lutheran 0; Bridgewater St. 5, Marietta 3; Cal Lutheran 10, Rensselaer 5; Wm. Paterson 2, Upper Iowa 1 (10 inn.); Wis.-Oshkosh 11, Methodist 5; Bridgewater St. 10, Methodist 4; Cal Lutheran 3, Upper Iowa 1; Wm. Paterson 6, Wis.-Oshkosh 1; Bridgewater St. 9, Wis.-Oshkosh 7; Cal Lutheran 3, Wm. Paterson 2; Cal Lutheran 3, Bridgewater St. 1. **Championship**: Wm. Paterson 6, Cal Lutheran 5.

1997 Mideast Regional: Allegheny 13, Wooster 11; Ohio Wesleyan 8, Marietta 2; Allegheny 12, Ohio Wesleyan 9 (10 inn.); Wooster 5, Marietta 3; Wooster 12, Ohio Wesleyan 6; Wooster 7, Allegheny 3; Wooster 7, Allegheny 4. **New York Regional:** Cortland St. 8, Old Westbury 5; Rensselaer 4, Ithaca 2; Cortland St. 6, Rensselaer 1; Ithaca 13, Old Westbury 4; Rensselaer 7, Ithaca 5; Cortland St. 6, Rensselaer 5. **New England Regional:** Amherst 8, Brandeis 3; Southern Me. 6, Eastern Conn. St. 3; Southern Me. 23, Amherst 3; Eastern Conn. St. 19, Brandeis 12; Eastern Conn. St. 16, Amherst 12; Southern Me. 4, Eastern Conn. St. 1. **South Regional:** N.C. Wesleyan 8, Va. Wesleyan 0; Emory 7, Mary Washington 6; N.C. Wesleyan 18, Emory 4; Va. Wesleyan 9, Mary Washington 8; Va. Wesleyan 5, Emory 4; N.C. Wesleyan 12, Va. Wesleyan 5. **Mid-Atlantic Regional:** Allentown 6, Wm. Paterson 4; Montclair St. 12, Johns Hopkins 11; Bridgewater St. 4, Rowan 2; Wm. Paterson 6, Johns Hopkins 2; Rowan 8, Allentown 6; Montclair St. 17, Bridgewater St. 6; Bridgewater St. 9, Allentown 5; Wm. Paterson 5, Rowan 1; Bridgewater St. 9, Montclair St. 8; Montclair St. 10, Wm. Paterson 4; Bridgewater St. 13, Montclair St. 8. **Central Regional:** MacMurray 10, Aurora 7; Carthage 3, Wartburg 2; Carthage 15, MacMurray 7; Aurora 22, Wartburg 11; Aurora 9, MacMurray 4; Aurora 12, Carthage 6; Carthage 15, Aurora 10 (10 inn.). **Midwest Regional:** Wis.-Stevens Point 3, St. Thomas (Minn.) 2; Wis.-Oshkosh 6, Southwestern (Tex.) 2; Wis.-Oshkosh 13, Wis.-Stevens Point 2; Southwestern (Tex.) 7, St. Thomas (Minn.) 6; Wis.-Stevens Point 6, Southwestern (Tex.) 5; Wis.-Stevens Point 10, Wis.-Oshkosh 6; Wis.-Stevens Point 6, Wis.-Oshkosh 5. **West Regional:** Chapman 7, Cal Lutheran 4; Chapman 14, Cal Lutheran 7; Cal Lutheran 10, Chapman 9; Cal Lutheran 5, Chapman 4 (10 inn.); Chapman 20, Cal Lutheran 7.
Finals: Carthage 6, Cortland St. 4; Wis.-Stevens Point 9, Bridgewater St. 3; Southern Me. 7, Wooster 1; N.C. Wesleyan 4, Chapman 3 (13 inn.); Cortland St. 12, Bridgewater St. 5; Wooster 19, Chapman 6; Carthage 12, Wis.-Stevens Point 1; Southern Me. 14, N.C. Wesleyan 4; Wooster 11, Wis.-Stevens Point 7; Cortland St. 4, N.C. Wesleyan 3; Southern Me. 6, Carthage 5; Wooster 2, Carthage 1; Cortland St. 2, Southern Me. 1; Wooster 8, Cortland St. 1. **Championship:** Southern Me. 15, Wooster 1.

1998 Central Regional: Aurora 7, Carthage 3; North Central 6, Fontbonne 4; Carthage 17, Fontbonne 2; Aurora 13, North Central 7; North Central 10, Carthage 9; Aurora 13, North Central 5. **Mid-Atlantic Regional:** TCNJ 3, Johns Hopkins 1; Montclair St. 15, Rowan 5; Allentown 2, Kean 0; Johns Hopkins 11, Rowan 9; TCNJ 7, Kean 2; Montclair St. 3, Allentown 2; Montclair St. 8, TCNJ 2; Allentown 12, Johns Hopkins 2; TCNJ 14, Allentown 13; Montclair St. 11, TCNJ 2. **Mideast Regional:** Wooster 8, Mary Washington 2; Marietta 4, Hope 1; Ohio Wesleyan 11, Anderson (Ind.) 7; Mary Washington 11, Hope 10; Anderson (Ind.) 10, Wooster 7; Ohio Wesleyan 10, Marietta 1; Wooster 12, Marietta 2; Anderson (Ind.) 5, Mary Washington 1; Ohio Wesleyan 7, Wooster 5 (12 inn.); Anderson (Ind.) 6, Ohio Wesleyan 5; Anderson (Ind.) 10, Ohio Wesleyan 8 (10 inn.). **Midwest Regional:** Wis.-Oshkosh 7, Wartburg 0; Wis.-La Crosse 3, Wis.-Stevens Point 2; St. Thomas (Minn.) 10, St. John's (Minn.) 1; Wartburg 7, Wis.-Stevens Point 3; Wis.-Oshkosh 2, St. John's (Minn.) 1 (10 inn.); Wis.-La Crosse 6, St. Thomas (Minn.) 3; Wis.-Oshkosh 9, Wis.-La Crosse 8; St. Thomas (Minn.) 16, Wartburg 8; St. Thomas (Minn.) 13, Wis.-La Crosse 6; St. Thomas (Minn.) 9, Wis.-Oshkosh 4; Wis.-Oshkosh 8, St. Thomas (Minn.) 5. **New England Regional:** Eastern Conn. St. 3, Southern Me. 2; Bridgewater St. 6, Brandeis 4; Mass.-Dartmouth 3, Trinity (Conn.) 2; Southern Me. 12, Brandeis 8; Eastern Conn. St. 9, Trinity (Conn.) 6; Mass.-Dartmouth 9, Bridgewater St. 3; Eastern Conn. St. 7, Mass.-Dartmouth 2; Southern Me. 10, Bridgewater St. 5; Mass.-Dartmouth 7, Southern Me. 2; Eastern Conn. St. 10, Mass.-Dartmouth 3. **New York Regional:** Cortland St. 12, Mt. St. Mary (N.Y.) 0; Rensselaer 9, Ithaca 4; Ithaca 7, Mt. St. Mary (N.Y.) 0; Cortland St. 9, Rensselaer 5; Rensselaer 6, Ithaca 3; Cortland St. 4, Rensselaer 0. **South Regional:** N.C. Wesleyan 12, Greensboro 5; Emory 7, Methodist 6; Methodist 4, Greensboro 1; N.C. Wesleyan 11, Emory 1; N.C. Wesleyan 3, Methodist 2; Methodist 5, Emory 1. **West Regional:** Cal Lutheran 7, Chapman 1; Southwestern (Tex.) 9, McMurry 2; McMurry 7, Chapman 4; Southwestern (Tex.) 8, Cal Lutheran 6; Cal Lutheran 6, McMurry 4; Cal Lutheran 11, Southwestern (Tex.) 3; Cal Lutheran 10, Southwestern 6.
Finals: Eastern Conn. St. 9, Wis.-Oshkosh 3; Aurora 7, Cal Lutheran 6; Cortland St. 9, Anderson (Ind.) 3; Montclair St. 8, N.C. Wesleyan 3; Wis.-Oshkosh 5, Cal Lutheran 3; N.C. Wesleyan 10, Anderson (Ind.) 2; Eastern Conn. St. 4, Aurora 3; Montclair St. 4, Cortland St. 2; Aurora 6, N.C. Wesleyan 4; Cortland St. 5, Wis.-Oshkosh 4; Eastern Conn. St. 11, Montclair St. 4; Montclair St. 6, Aurora 5; Cortland St. 12, Eastern Conn. St. 0; Montclair St. 5, Cortland St. 2. **Championship:** Eastern Conn. St. 16, Montclair St. 1.

1999 Central Regional: Carthage 15, Ripon 4; Aurora 8, Augustana (Ill.) 2; Simpson 6, Wartburg 4; Augustana (Ill.) 6, Ripon 5; Carthage 14, Wartburg 4; Aurora 8, Simpson 4; Aurora 6, Carthage 4; Augustana (Ill.) 1 Simpson 0; Carthage 5, Augustana (Ill.) 1; Aurora 5, Carthage 4. **Mid-Atlantic Regional:** Wm. Paterson 8, Rowan 2; Montclair St. 8, Widener 3; TCNJ 3, Ursinus 1; Rowan 13, Widener 2; Wm. Paterson 6, Ursinus 0; Montclair St. 13, TCNJ 0; Wm. Paterson 6, Montclair St. 5; Col of New Jersey 5, Rowan 3 (10); TCNJ 11, Montclair St. 5. **Mideast Regional:** Marietta 3, Rochester 2; Ohio Wesleyan 3, Allegheny 1; Wooster 9, Anderson (Ind.) 3; Allegheny 7, Rochester 5; Anderson (Ind.) 8, Marietta 7 (11 inn.) ; Ohio Wesleyan 7, Wooster 2; Marietta 10, Wooster 6; Anderson (Ind.) 6, Allegheny 4; Marietta 2, Ohio Wesleyan 1; Ohio Wesleyan 4, Anderson (Ind.) 2; Marietta 8, Ohio Wesleyan 4. **Midwest Regional:** Wis.-Oshkosh 6, St. Scholastica 5, (11 inn.); St. Thomas (Minn.) 6, Wis.-Stevens Point 0; St. Scholastica 4, Wis.-Stevens Point 3; St. Thomas (Minn.) 3, Wis.-Oshkosh 2; St. Scholastica 5, Wis.-Oshkosh 4; Wis.-Oshkosh 5, St. Scholastica 4. (11 inn.); St. Thomas (Minn.) 4, Wis.-Oshkosh 3. **New England Regional:** Brandeis 5, Bridgewater St. 4; Southern Me. 5, Trinity (Conn.) 0; Amherst 11, Williams 4; Trinity (Conn.) 2, Bridgewater St. (10 inn.); Brandeis 3, Williams 2; Southern Me. 10, Amherst 6; Amherst 6, Trinity (Conn.) 5; Brandeis 8, Southern Me. 7; Amherst 9, Southern Me. 1; Brandeis 11, Amherst 9. **New York Regional:** Ithaca 10, Rensselaer 6; Mt. St. Mary (N.Y.) 6, Cortland St. 1; Ithaca 6, Mt. St. Mary (N.Y.) 0; Cortland St. 6, Rensselaer 0; Cortland St. 4, Mt. St. Mary (N.Y.) 3; Cortland St. 8, Ithaca 3; Cortland St.

11, Ithaca 3. **South Regional:** N.C. Wesleyan 6, Va. Wesleyan 5 (10); Bridgewater (Va.) 17 vs. Methodist 6; Va. Wesleyan 6,. Methodist 1; N.C. Wesleyan 13, Bridgewater (Va.) 1; Va. Wesleyan 5, Bridgewater (Va.) 1; N.C. Wesleyan 8, Va. Wesleyan 1. **West Regional:** Chapman 5, Sul Ross St. 1; Cal Lutheran 8, Southwestern (Tex.) 3; Southwestern (Tex.) 13, Sul Ross St. 4; Cal Lutheran 9, Chapman 8; Chapman 10, Southwestern (Tex.) 8; Cal Lutheran 5, Chapman 2. **Finals:** Cal Lutheran 7, Cortland St. 2; N.C. Wesleyan 8, Brandeis 1; Wm. Paterson 7, Aurora 1; St. Thomas (Minn.) 4, Marietta 1; Cortland St. 12, Brandeis 5; Marietta 5, Aurora 2; N.C. Wesleyan 6, Cal Lutheran 5; St. Thomas (Minn.) 10, Wm. Paterson 7; Cal Lutheran 7, Marietta 0; Wm. Paterson 8, Cortland St. 3; N.C. Wesleyan 6, St. Thomas (Minn.) 5 (10 inn.); St. Thomas (Minn.) 4, Cal Lutheran 2; N.C. Wesleyan 5, Wm. Paterson 3. **Championship:** N.C. Wesleyan 1, St. Thomas (Minn.) 0.

2000 Central Regional: Wartburg 8, Aurora 7; Westminster (Mo.) 4, Carthage 3; Wartburg 8, Westminster (Mo.) 0; Carthage 11, Aurora 2; Carthage 7, Westminster (Mo.) 6; Wartburg 8, Carthage 5. Mid-Atlantic: TCNJ 8, Elizabethtown 4; Montclair St. 14, Allentown 11; Rowan 8, Ursinus 2; Elizabethtown 6, Allentown 5; TCNJ 12, Ursinus 5; Monclair St. 12, Rowan 6; Montclair St. 5, TCNJ 3. **Mideast Regional:** Ohio Wesleyan 9, Calvin 5; Marietta 13, Thomas More 2; Allegheny 5, Mt. St. Joseph 1; Thomas More 10, Calvin 5; Mt. St. Joseph 5, Ohio Wesleyan 4; Allegheny 3, Marietta 2; Ohio Wesleyan 1, Marietta 0; Mt. St. Joseph 7, Thomas More 2; Allegheny 5, Ohio Wesleyan 2; Mt. St. Joseph 12, Allegheny 3; Allegheny 9, Mt. St. Joseph 2. **Midwest Regional:** Marian (Wis.) 2, St. Olaf 0; St. Thomas (Minn.) 11, Ripon 6; Wis.-Whitewater 6, Benedictine (Ill.) 5; St. Olaf 2, Ripon 1; Benedictine (Ill.) 15, Marian (Wis.) 2; St. Thomas (Minn.) 13, Wis.-Whitewater 6; Marian 5, Wis.-Whitewater 3; St. Olaf 4, Benedictine (Ill.) 13; St. Thomas (Minn.) 4, Marian (Wis.) 3; St. Thomas (Minn.) 1, St. Olaf 0. **New England Regional:** Bridgewater St. 2, Endicott 0; Trinity (Conn.) 21, Suffolk 4; Southern Me. 4, Wheaton (Mass.) 1; Suffolk 7, Endicott 2; Bridgewater St. 6, Wheaton (Mass.) 3; Southern Me. 12, Trinity (Conn.) 5; Southern Me. 6, Bridgewater St. 5; Suffolk 7, Trinity (Conn.) 6; Bridgewater St. 11, Suffolk 5; Southern Me. 8, Bridgewater St. 4. **New York Regional:** Cortland St. 14, Gwynedd-Mercy 1; Ithaca 11, Old Westbury 4; Mass.-Dartmouth 7, Rensselaer 4; Old Westbury 3, Gwynedd-Mercy 2; Cortland St. 7, Rensselaer 2; Ithaca 3, Mass.-Dartmouth 1; Cortland St. 6, Ithaca 0; Old Westbury 4, Mass.-Dartmouth 3; Ithaca 12, Mass.-Dartmouth 0; Cortland St. 6, Ithaca 1. **South Regional:** Salisbury 2, N.C. Wesleyan 1; Emory 12, Va. Wesleyan 9; Emory 7, Salisbury 4; N.C. Wesleyan 6, Va. Wesleyan 5; Salisbury 9, N.C. Wesleyan 8; Emory 12, Salisbury 1. **West Regional:** Cal Lutheran 11, George Fox 7; Chapman 8, Southwestern (Tex.) 4; Chapman 4, Cal Lutheran 0; Southwestern (Tex.) 4, George Fox 3; Cal Lutheran 11, Southwestern (Tex.) 5; Chapman 7, Cal Lutheran 4. **Finals:** St. Thomas (Minn.) 8, Emory 3; Cortland St. 5, Montclair St. 1; Allegheny 4, Chapman 2; Wartburg 2, Southern Me. 1; Montclair St. 5, Emory 0; Chapman 9, Southern Me. 1; St. Thomas (Minn.) 8, Cortland St. 3; Allegheny 3, Wartburg 2; Chapman 5, Cortland St. 0; Montclair St. 7, Wartburg 2; St. Thomas (Minn.) 4, Allegheny 3; Montclair St. 10, Allegheny 3; St. Thomas (Minn.) 4, Chapman 3 (10 inn.); Montclair St. 13, St. Thomas (Minn.) 3. **Championship:** Montclair St. 6, St. Thomas (Minn.) 2.

2001 Central Regional: Hope 2, Wartburg 1; Westminster (Mo.) 4, Wis.-Whitewater 3; Ill. Wesleyan 4, Anderson (Ind.) 2; Wartburg 9, Anderson (Ind.) 1; Wis.-Whitewater 4, Hope 3; Ill. Wesleyan 10, Westminster (Mo.) 3; Westminster (Mo.) 6, Hope 4; Wartburg 6, Wis.-Whitewater 2; Ill.-Wesleyan 14, Westminster (Mo.) 8; Wartburg 11, Ill. Wesleyan 10 (10 inn.), Ill. Wesleyan 7, Wartburg 6. **Mid-Atlantic Regional:** Montclair St. 9, Elizabethtown 3; Johns Hopkins 8, Western New Eng. 3; Gwynedd-Mercy 7, DeSales 6 (11 inn.); Elizabethtown 11, Western New Eng. 4; Montclair St. 9, DeSales 5; Johns Hopkins 8, Gwynedd-Mercy 2; Montclair St. 4, Johns Hopkins 2; Gwynedd-Mercy 3, Elizabethtown 2; Gwynedd-Mercy 7, Johns Hopkins 3; Montclair St. 15, Gwynedd-Mercy 13. **Mideast Regional:** Marietta 5, Allegheny 4; Ohio Wesleyan 6, DePauw 2; Marietta 9, Ohio Wesleyan 3; Allegheny 8, DePauw 5; Allegheny 12, Ohio Wesleyan 5; Marietta 13, Allegheny 2. **Midwest Regional:** Wis.-Stevens Point 3, Ripon 1; St. Thomas (Minn.) 9, Edgewood 8 (11 inn.); St. Thomas (Minn.) 5, Wis.-Stevens Point 1; Ripon 8, Edgewood 7 (10 inn.); Ripon 2, Wis.-Stevens Point 0; Ripon 6, St. Thomas (Minn.) 4 (10 inn.); St. Thomas (Minn.) 10, Ripon 3. **New England Regional:** Eastern Conn. St. 14, Salve Regina 3; Wheaton (Mass.) 10, Southern Me. 3; Williams 2, Bridgewater St. 1; Southern Me. 5, Salve Regina 3; Bridgewater St. 3, Eastern Conn. St. 1; Williams 16, Wheaton (Mass.) 6; Eastern Conn. St. 10, Wheaton (Mass.) 1; Southern Me. 12, Bridgewater St. 10; Eastern Conn. St. 10, Williams 1; Southern Me. 6, Williams 3; Southern Me. 11, Eastern Conn. St. 7. **New York Regional:** Cortland St. 1, Rensselaer 0; Ithaca 7, Old Westbury 2; Cortland St. 14, Ithaca 2; Rensselaer 9, Old Westbury 8; Ithaca 9, Rensselaer 4; Cortland St. 5, Ithaca 4. **South Regional:** Emory 9, Bridgewater (Va.) 2; Mary Washington 5, Chris. Newport 0; Salisbury 6, Methodist 0; Chris. Newport 1, Bridgewater (Va.) 0; Emory 10, Methodist 3; Salisbury 7, Mary Washington 2; Salisbury 8, Emory 1; Mary Washington 1, Chris. Newport 0 (10 inn.); Emory 8, Mary Washington 3; Salisbury 8, Emory 2. **West Regional:** Chapman 7, McMurry 5; Willamette 7, Southwestern (Tex.) 5; Cal St. Hayward 8, Cal Lutheran 7; Southwestern (Tex.) 9, McMurry 3; Chapman 7, Cal Lutheran 4; Willamette 12, Cal St. Hayward 11; Chapman 11, Willamette 3; Cal St. Hayward 8, Southwestern (Tex.) 4; Cal St. Hayward 6, Willamette 5; Cal St. Hayward 4, Chapman 2; Chapman 6, Cal St. Hayward 3. **Finals**: Montclair St. 5, Chapman 1; Marietta 1, Salisbury 0; St. Thomas (Minn.) 7, Ill. Wesleyan 0; Cortland St. 10, Southern Me. 5; Salisbury 2, Chapman 0; Southern Me. 12, Ill. Wesleyan 2; Montclair St. 2, Marietta 1 (10 inn.); St. Thomas (Minn.) 17, Cortland St. 5; Marietta 3, Southern Me. 2; Salisbury 6, Cortland St. 4; St. Thomas (Minn.) 8, Montclair St. 5; Montclair St. 1, Salisbury 0; Marietta 8, St. Thomas (Minn.) 6; Marietta 3, Montclair St. 2. **Championship**: St. Thomas (Minn.) 8, Marietta 4.

2002 Central Regional: Marietta 9, Ohio Wesleyan 5; Manchester 9, Wooster 4 (10 inn.); Marietta 8, Manchester 2; Ohio Wesleyan 6, Wooster 1; Ohio Wesleyan 2, Manchester 1; Marietta 7, Ohio Wesleyan 5. **Mid-Atlantic Regional:** Carthage 3, Wartburg 2 (10 inn.); Monmouth (Ill.) 4, Aurora 0; Aurora 10, Wartburg 2; Carthage 10, Monmouth (Ill.) 7 (14 inn.); Monmouth (Ill.) 2, Aurora 1; Carthage 4, Monmouth (Ill.) 0. **Mideast Regional:** Concordia-Austin 6, Pomona-Pitzer 5; Trinity (Tex.) 7, Southwestern (Tex.) 1; Concordia-Austin 5, Trinity (Tex.) 2; Pomona-Pitzer 5, Southwestern (Tex.) 2; Trinity (Tex.) 6, Pomona-Pitzer 3; Concordia-Austin 14, Trinity (Tex.) 5. **Midwest Regional:** TCNJ 6, Johns Hopkins 2; Alvernia 4, Kean 3; DeSales 6, Worcester St. 5; Johns Hopkins 8, Kean 4; TCNJ 6, Worcester St. 3; Alvernia 15, DeSales 12; TCNJ 1, Alvernia 0; DeSales 3, Johns Hopkins 2; Alvernia 10, DeSales 7; TCNJ 8, Alvernia 4. **New England Regional:** Wheaton (Mass.) 8, Roger Williams 6; Eastern Conn. St. 9, Suffolk 1; Tufts 8, Brandeis 2; Suffolk 13, Roger Williams 12 (11 inn.); Wheaton (Mass.) 7, Brandeis 2; Eastern Conn. St. 5, Tufts 2; Wheaton (Mass.) 7, Eastern Conn. St. 4; Tufts 7, Suffolk 1; Eastern Conn. St. 19, Tufts 1; Eastern Conn. St. 3, Wheaton (Mass.) 2; Eastern Conn. St. 4, Wheaton (Mass.) 2. **New York Regional:** Lebanon Valley 11, Methodist 3; Chris. Newport 10, Bridgewater (Va.) 7; York (Pa.) 10, Salisbury 8; Methodist 7, Bridgewater (Va.) 3; Salisbury 12, Lebanon Valley 7; Chris. Newport 17, York (Pa.) 1; York (Pa.) 6, Lebanon Valley 5; Salisbury 5, Methodist 2; York (Pa.) 3, Chris. Newport 2 (10 inn.); Chris. Newport 5, Salisbury 3; Chris. Newport 5, York (Pa.) 1. **South Regional:** Cortland St. 13, Stevens Tech 6; Rensselaer 10, Western Conn. St. 2; Ithaca 10, Pitt.-Bradford 1; Western Conn. St. 9, Stevens Tech 3; Cortland St. 19, Pitt.-Bradford 8; Rensselaer 14, Ithaca 2; Rensselaer 12, Cortland St. 2; Ithaca 11, Western Conn. St. 1; Ithaca 3, Cortland St. 2; Rensselaer 3, Ithaca 2. **West Regional:** Wis.-Stevens Point 9, George Fox 3; St. Thomas (Minn.) 7, Blackburn 2; Lakeland 5, Calvin 3; George Fox 7, Blackburn 1; Wis.-Stevens Point 6, Calvin 0; Lakeland 10, St. Thomas (Minn.) 5; Lakeland 9, Wis.-Stevens Point 3; St. Thomas (Minn.) 16, George Fox 2; Wis.-Stevens Point 8, St. Thomas (Minn.) 7; Lakeland 5, Wis.-Stevens Point 4 (10 inn.). **Finals**: Marietta 5, TCNJ 3; Chris. Newport 12, Carthage 4; Eastern Conn. St. 5, Concordia-Austin 4; Rensselaer 2, Lakeland 1; TCNJ 15, Carthage 5; Lakeland 3, Concordia-Austin 2; Marietta 6, Chris. Newport 5; Eastern Conn. St. 10, Rensselaer 9; Chris. Newport 10, Lakeland 1; TCNJ 6, Rensselaer 5; Eastern Conn. St. 4, Marietta 2; Marietta 3, Col.. of New Jersey 1; Chris. Newport 6, Eastern Conn. St. 5; Marietta 9, Chris. Newport 6. **Championship**: Eastern Conn. St. 8, Marietta 0.

2003 Central Regional: Emory 10, Wartburg 4; Millsaps 4, Carthage 2 (10); Mississippi Col. 10, Fontbonne 5; Wartburg 13, Millsaps 12; Carthage 13, Fontbonne 2; Emory 9, Mississippi Col. 8; Mississippi Col. 10, Millsaps 3; Carthage 5, Wartburg 2; Emory 6, Mississippi Col. 4; Emory 14, Carthage 4. **Mid-Atlantic Regional:** Rowan 4, Otterbein 1; Johns Hopkins 14, Alvernia 4; DeSales 11, Lakeland 5; Otterbein 8, Alvernia 6; Lakeland 3, Roawn 2 (10); DeSales 9, Johns Hopkins 5; Johns Hopkins 3, Rowan 1; Otterbein 6, Lakeland 3; DeSales 8, Johns Hopkins 4; DeSales 12, Otterbein 4. **Mideast Regional:** Benedictine (Ill.) 5, Anderson (Ind.) 1; Ohio Wesleyan 10, Hope 1; Anderson (Ind.) 7, Hope 5; Ohio Wesleyan 10, Benedictine (Ill.) 0; Anderson (Ind.) 13, Benedictine (Ill.) 6; Anderson (Ind.) 9, Ohio Wesleyan 3; Anderson (Ind.) 6, Ohio Wesleyan 4. **Midwest Regional:** Wis.-Whitewater 7, St. Olaf 1; Wis.-Oshkosh 3, Ripon 1; St. Olaf 7, Ripon 4; Wis.-Oshkosh 15, Wis.-Whitewater 2; Wis.-Whitewater 14, St. Olaf 11; Wis.-Oshkosh 3, Wis.-Whitewater (11). **New England Regional:** Eastern Conn. St. 8, Endicott 3; Wheaton (Mass.) 11, Albertus Magnus 2; Bridgewater St. 3, Brandeis 2 (13); Albertus Magnus 5, Endicott 1; Eastern Conn. St. 14, Brandeis 0; Wheaton (Mass.) 6, Bridgewater St. 2; Eastern Conn. St. 6, Wheaton 2; Bridgewater St. 6, Albertus Magnus 3; Bridgewater St. 8, Wheaton 5; Eastern Conn. St. 8, Bridgewater St. 3. **New York Regional:** Cortland St. 6, Messiah 1; Mt. St. Mary (N.Y.) 7, Rensselaer 3; Trinity (Conn.) 8, Ithaca 7; Messiah 5, Rensselaer 2; Cortland St. 9, Ithaca 4; Trinity (Conn.) 8, Mt. St. Mary (N.Y.) 6; Trinity (Conn.) 8, Cortland St. 6; Messiah 11, Mt. St. Mary (N.Y.) 1; Cortland St. 3, Messiah 2; Cortland St. 4, Trinity (Conn.) 3; Trinity (Conn.) 10, Cortland St. 2. **South Regional:** Va. Wesleyan 7, Mary Washington 5; Chris. Newport 5, Salisbury 4; Averett 8, Thomas More 4; Mary Washington 12, Salisbury 7; Thomas More 3, Va. Wesleyan 2 (10); Chris. Newport 2, Thomas More 1 (11). **West Regional:** George Fox 4, Pomona-Pitzer 2; Chapman 20, St. Norbert 1; George Fox 8, Chapman 6; Pomona-Pitzer 5, St. Norbert 0; Chapman 5, Pomona-Pitzer 2; Chapman 4, George Fox 0; Chapman 7, George Fox 5. **Finals:** Eastern Conn. St. 6, DeSales 3; Anderson (Ind.) 3, Emory 1; Chris. Newport 7, Trinity (Conn.) 3; Chapman 6, Wis.-Oshkosh 1; Emory 7, DeSales 0; Wis.Oshkosh 5, Trinity (Conn.) 4; Anderson (Ind.) 3, Eastern Conn. St. 2; Chris. Newport. 6, Chapman 4; Eastern Conn. St. 12, Wis.-Oshkosh 2; Chapman 6, Emory 5; Chris. Newport 2, Anderson (Ind.) 1 (12); Chapman 6, Anderson (Ind.) 2; Chris. Newport 4, Eastern Conn. St. 2; Chapman 15, Chris. Newport 2. **Championship:** Chapman 15, Chris. Newport 7.

Golf

DIVISION I

2003 Championships

Edited by Crissy Schluep.

Highlights

Top Tigers: It was a season of firsts for Clemson in men's golf. The Tigers became the first team to win their conference tournament, the NCAA regional and the championship in the same year.

Clemson beat Oklahoma State by two strokes in the tournament played at the Cowboys' home course of Karsten Creek May 27-30. UCLA finished third and Wake Forest and Florida tied for fourth.

Senior D.J. Trahan turned in Clemson's best round with a 74. Jack Ferguson clinched the team championship with a par on the 18th hole.

The individual champion was Alejandro Canizares, Arizona State freshman and son of Champions Tour golfer Jose Maria Canizares.

For more, go to the June 9, 2003 issue of The NCAA News at www.ncaa.org.

Photo by Jerry Laizure/NCAA Photos

Clemson celebrates its victory after beating Oklahoma State by two strokes.

Results

TEAM STANDINGS

1. Clemson.....1,191*
2. Oklahoma St. 1,193
3. UCLA.....1,197
4. Wake Forest.....1,198
   Florida.....1,198
6. Arizona St.....1,202
7. Augusta St. 1,213
8. Auburn 1,215
9. North Carolina 1,216
   Texas.....1,216
11. Georgia Tech 1,218
    Washington 1,218
13. UNLV 1,220
14. Southern California ..1,221
15. North Carolina St. ...1,224
16. Georgia.....1,226
17. Arizona 1,229
18. Wichita St. 1,232

Eliminated after 54 Holes

Duke 920
Minnesota.....920
Illinois.....921
Oregon.....924
Tennessee 925
New Mexico 928
Vanderbilt 930
Kentucky 942
Arkansas.....947
Southern Methodist.....953
South Carolina 955
San Diego St. 965

** Jack Ferguson, 73-76-72-77—298; D.J. Trahan, 75-78-72-74—299; Matt Hendrix, 76-78-69-80—303; Gregg Jones, 75-75-78-75—303; Ben Duncan, 85-73-74-77—309.*

INDIVIDUAL LEADERS

(Par: 72-288)

1. Alejandro Canizares, Arizona St., 77-70-71-69—287
2. Lee Williams, Auburn, 69-72-71-77—289
3. Matthew Rosenfeld, Texas, 71-76-71-72—290
   Chris Stroud, Lamar, 70-77-70-73—290
5. Brock Mackenzie, Washington, 77-71-72-71—291
6. Ricky Barnes, Arizona, 75-74-70-73—292
   Jason Hartwick, Texas, 77-70-72-73—292
8. Hunter Mahan, Oklahoma St., 73-71-73-76—293
9. Chez Reavie, Arizona St., 74-77-70-73—294
10. Andrew Dahl, Arkansas, 73-81-71-71—295
    Jason Moon, North Carolina St., 72-73-75-75—295
12. David Denham, Georgia, 74-73-73-76—296
    Matt Every, Florida, 73-78-72-73—296
    Michael Putnam, Pepperdine, 78-75-71-72—296
    Nicholas Thompson, Georgia Tech, 77-77-72-70—296
16. John Holmes, Kentucky, 72-76-69-80—297
    John Merrick, UCLA, 75-72-77-73—297
    Camilo Villegas, Florida, 72-79-75-71—297
19. Jack Ferguson, Clemson, 73-76-72-77—298
    Travis Johnson, UCLA, 74-74-74-76—298
    Zack Robinson, Oklahoma St., 75-77-70-76— 298
22. Ryan Moore, UNLV, 76-71-75-77—299
    David Skinns, Tennessee, 76-79-68-76—299
    D.J. Trahan, Clemson, 75-78-72-74—299
    Richard Treis, North Carolina, 75-74-80-70—299
26. Judd Easterling, Wichita St., 78-72-70-80—300

Bill Haas, Wake Forest, 77-82-71-70—300
Justin Walters, North Carolina St., 73-83-70-74—300
Brent Wanner, Wake Forest, 75-75-71-79—300
Chad Wilfong, Wake Forest, 79-74-73-74—300

31. Steve Conway, UCLA, 78-76-70-77—301
Roy Moon, UCLA, 76-73-80-72—301
Alex Noren, Oklahoma St., 80-72-74-75—301
34. Travis Whisman, UNLV, 77-81-71-73—302
35. Matt Hendrix, Clemson, 76-78-69-80—303
Gregg Jones, Clemson, 75-75-78-75—303
Chris Nallen, Arizona, 75-78-75-75—303
Taylor Wood, Southern California, 76-75-73-79 – 303
39. Chris Botsford, Southern California, 77-76-73-78—304
Kalle Edberg, Augusta St., 77-73-74-80—304
Troy Matteson, Georgia Tech, 78-74-77-75—304
42. Ben Hayes, Southern California, 75-81-74-75—305
James Heath, Augusta St., 81-75-76-73—305
Kevin Kisner, Georgia, 86-76-68-75—305
Richard Scott, Georgia, 78-77-74-76—305
Mike Sica, Oregon, 73-74-74-84—305

47. John May, Wichita St., 76-79-74-77—306
48. J.J. Wall, Texas, 75-82-74-76—307
49. Dustin Bray, North Carolina, 84-77-76-71—308
Fernando Mechereffe, North Carolina St., 78-80-70-80—308
Chris Yoder, Wake Forest, 78-80-75-75—308
52. Nico Bollini, Southern California, 72-79-78-80—309
Ben Duncan, Clemson, 85-73-74-77 – 309
Brett Stegmaier, Florida, 83-76-73-77—309
Emmett Turner, Augusta St., 83-79-72-75—309
56. Jordan Code, Arizona, 81-71-77-81—310
Jonathan Dismuke, Auburn, 74-77-77-82—310
Ryan Keeney, UNLV, 80-78-73-79—310

59. Ramon Bescansa, North Carolina, 76-85-71-79—311
Tyler McKeever, Auburn, 81-78-71-81—311
Jesse Mueller, Arizona St., 80-78-81-72—311
Oliver Wilson, Augusta St., 70-79-86-76—311
63. Thomas Jordan, Georgia Tech, 79-77-79-77—312
Cortland Lowe, Wake Forest, 74-77-81-80—312
Dan Potter, Washington, 90-75-73-74—312
John Roberston, Washington, 75-77-79-81—312
67. Kendall Critchfield, Arizona St., 75-83-75-80—313
Kevin Silva, North Carolina, 79-75-78-81—313
Chan Wongluekiet, Georgia Tech, 77-82-76-78—313
68. Chris Clarke, Oklahoma St., 77-80-73-84—314
71. Brien Davis, UNLV, 81-75-76-83—315
Par Nilsson, Oklahoma St., 74-85-79-77—315
Jason Novascone, Wichita St., 72-84-78-81—315
Julien Trudeau, Wichita St., 83-76-77-79—315
Brian Woolf, Arizona, 81-75-78-81—315
76. Derek Berg, Washington, 79-77-77-83—316
Scott Jamieson, Augusta St., 86-80-72-78 – 316

78. James Vargas, Florida, 76-75-88-78—317
79. Jeremy Elliott, North Carolina, 78-82-75-84—319
80. Andrew Medley, Arizona, 76-81-80-83—320
David Oh, Southern California, 78-83-79-80—320
82. J.C. Deacon, UNLV, 80-76-80-85—321
83. Sutton Barbery, North Carolina St., 76-81-81-84—322
Adam Cranford, Georgia Tech, 78-78-77-89—322
Jay Mundy, Auburn, 87-76-82-77—322

86. Will Claxton, Auburn, 75-88-86-77—326
Ty Cline, Wichita St., 82-82-82-80—326
John Poucher, UCLA, 80-78-84-84 – 326
89. Christo Greyling, Georgia, 79-83-84-81—327
90. Ryan Hybl, Georgia, 84-80-82-82—328
91. Rusty Kennedy, Texas, 85-87-82-76—330
Brady Stockton, Arizona St., 84-86-83-77—330
93. Conner Robbins, Washington, 83-90-84-77—334

94. Russell Surber, Texas, 83-86-83-86—338
95. Stephen Lewton, North Carolina St., 82-87-89-83—341
Reid Hatley, Arizona, WD-88-83-82

Eliminated after 54 holes

Justin Smith, Minnesota, 76-75-73—224
Patrick Nagle, Illinois, 81- 78-66—225
Michael Letzig, New Mexico, 77-76-73—226
Nathan Smith, Duke, 74-80-72—226
Will Dodson, Southern Methodist, 80-76-72—228

Leif Olson, Duke, 74-80-74— 228
Brandt Snedeker, Vanderbilt, 81-74-73—228
Eirik Johansen, South Carolina, 75-80-74—229
David Morgan, Minnesota, 72-82-75—229
Ryan Gildersleeve, South Ala., 76-77-77—230

Seth Murphy, Arkansas, 78-79-73—230
Stephen Sparolini, Southern Methodist, 77-78-75—230
Jay Choi, New Mexico, 73-81-77—231
Mark Donnell, Vanderbilt, 81-77-73—231
Alex Hamilton, South Carolina, 79-80-72—231

John Scott Rattan, Tennessee, 82-76-73—231
Gregg LaVoie, Oregon, 86-75-71—232
Brandon Waldrop, Kentucky, 77-78-77—232
Mike Castleforte, Duke, 79-81-74—234
James Lepp, Illinois, 72-83-79—234

Simon Nash, Minnesota, 75-80-79—234
Matt Anderson, Minnesota, 82-74-79—235
Ian Medlock, New Mexico, 78-80-77—235
Mike O'Neal, Illinois, 79-82-74—235
Tony Giarratano, Denver, 87-75-74—236

Lance Goodson, Vanderbilt, 79-84-73—236
John Lieber, San Diego St., 78-79-79—236
Ted Brown, Va. Commonwealth, 78-78-81—237
Geoff Lound, Illinois, 72-84-81—237
Scott Abbott, Southern Methodist, 76-81-82—239

Craig Dunlap, Vanderbilt, 83-78-78—239
Mark Warman, San Diego St., 82-83-74—239
Ryan Blaum, Duke, 73-87-80—240
John Ellis, Oregon, 92-74-74—240
Matt Kohn, Kentucky, 80-82-78—240

Ian Parnaby, Tennessee, 78-80-82—240
Andrew Pratt, Tennessee, 84-75-81—240
Brett Callas, Houston, 79-81-81—241
Garrett Chaussard, Illinois, 86-77-78—241
Tom Lefebvre, Duke, 82-85-74—241

Madalitso Muthiya, New Mexico, 81-78-82—241
Martin Rominger, South Carolina, 76-82-83—241
Ross McGowan, Tennessee, 87-84-73—244
Brian Miller, San Diego St., 83-83-78—244
Jay Reynolds, New Mexico, 86-80-78—244

Chris Carnahan, Oregon, 76-88-82—246
Adam Wing, Arkansas, 82-85-79 – 246
Paul Bradshaw, Arkansas, 81-82-85—248
Andrew Scott, San Diego St., 81-83-84—248
Ben McClung, Vanderbilt, 79-89-81—249

Wilhelm Schauman, Minnesota, 86-80-84—250
Lars Johansson, San Diego St., 82-82-87—251
Kyle Johnson, Oregon, 88-77-86—251
Mark Blakefield, Kentucky, 83-87-86—256
Brock Mulder, Southern Methodist, 83-84-89—256

Ryan Coyne, Kentucky, 80-90-87—257
Nash Elliott, South Carolina, 83-89-86—258
Josh Farrell, Arkansas, 83-84-92—259
West Streib, South Carolina, 89-89-82—260
Nicholas Loar, Southern Methodist, 87-88-WD

History

Team Results

1897-1938

(Note: No tournament held in 1900, 1917 and 1918.)

Year	Champion	Site
1897	Yale	Ardsley Casino
1898	Harvard (spring)	
1898	Yale (fall)	
1899	Harvard	
1901	Harvard	Atlantic City
1902	Yale (spring)	Garden City
1902	Harvard (fall)	Morris County
1903	Harvard	Garden City
1904	Harvard	Myopia
1905	Yale	Garden City
1906	Yale	Garden City
1907	Yale	Nassau
1908	Yale	Brae Burn
1909	Yale	Apawamis
1910	Yale	Essex County
1911	Yale	Baltusrol
1912	Yale	Ekwanok
1913	Yale	Huntingdon Valley
1914	Princeton	Garden City
1915	Yale	Greenwich
1916	Princeton	Oakmont
1919	Princeton	Merion
1920	Princeton	Nassau
1921	Dartmouth	Greenwich
1922	Princeton	Garden City
1923	Princeton	Siwanoy
1924	Yale	Greenwich
1925	Yale	Montclair
1926	Yale	Merion
1927	Princeton	Garden City
1928	Princeton	Apawamis
1929	Princeton	Deal, N.J.
1930	Princeton	Oakmont
1931	Yale	Olympia Fields
1932	Yale	Hot Springs, Va.
1933	Yale	Buffalo
1934	Michigan	Cleveland
1935	Michigan	Congressional
1936	Yale	North Shore
1937	Princeton	Oakmont
1938	Stanford	Louisville

1939 to Present

Year	Champion	Coach	Score	Runner-Up	Score	Host
1939	Stanford	Eddie Twiggs	612	Northwestern	614	Wakonda
				Princeton	614	
1940	Princeton	Walter Bourne	601			Ekwanok
	LSU	Mike Donahue	601			
1941	Stanford	Eddie Twiggs	580	LSU	599	Ohio St.
1942	LSU	Mike Donahue	590			Notre Dame
	Stanford	Eddie Twiggs	590			
1943	Yale	William Neale	614	Michigan	618	Olympia Fields
1944	Notre Dame	George Holderith	311	Minnesota	312	Inverness
1945	Ohio St.	Robert Kepler	602	Northwestern	621	Ohio St.
1946	Stanford	Eddie Twiggs	619	Michigan	624	Princeton
1947	LSU	T.P. Heard	606	Duke	614	Michigan
1948	San Jose St.	Wilbur Hubbard	579	LSU	588	Stanford
1949	North Texas	Fred Cobb	590	Purdue	600	Iowa St.
				Texas	600	
1950	North Texas	Fred Cobb	573	Purdue	577	New Mexico
1951	North Texas	Fred Cobb	588	Ohio St.	589	Ohio St.
1952	North Texas	Fred Cobb	587	Michigan	593	Purdue
1953	Stanford	Charles Finger	578	North Carolina	580	Broadmoor
1954	Southern Methodist	Graham Ross	572	North Texas	573	Houston/Rice
1955	LSU	Mike Barbato	574	North Texas	583	Tennessee
1956	Houston	Dave Williams	601	North Texas	602	Ohio St.
				Purdue	602	
1957	Houston	Dave Williams	602	Stanford	603	Broadmoor
1958	Houston	Dave Williams	570	Oklahoma St.	582	Williams
1959	Houston	Dave Williams	561	Purdue	571	Oregon
1960	Houston	Dave Williams	603	Purdue	607	Broadmoor
				Oklahoma St.	607	
1961	Purdue	Sam Voinoff	584	Arizona St.	595	Lafayette
1962	Houston	Dave Williams	588	Oklahoma St.	598	Duke
1963	Oklahoma St.	Labron Harris	581	Houston	582	Wichita St.
1964	Houston	Dave Williams	580	Oklahoma St.	587	Broadmoor
1965	Houston	Dave Williams	577	Cal St. L.A.	587	Tennessee
1966	Houston	Dave Williams	582	San Jose St.	586	Stanford
1967	Houston	Dave Williams	585	Florida	588	Shawnee, Pa.
1968	Florida	Buster Bishop	1,154	Houston	1,156	New Mexico St.
1969	Houston	Dave Williams	1,223	Wake Forest	1,232	Broadmoor
1970	Houston	Dave Williams	1,172	Wake Forest	1,182	Ohio St.
1971	Texas	George Hannon	1,144	Houston	1,151	Arizona
1972	Texas	George Hannon	1,146	Houston	1,159	Cape Coral
1973	Florida	Buster Bishop	1,149	Oklahoma St.	1,159	Oklahoma St.
1974	Wake Forest	Jess Haddock	1,158	Florida	1,160	San Diego St.
1975	Wake Forest	Jess Haddock	1,156	Oklahoma St.	1,189	Ohio St.
1976	Oklahoma St.	Mike Holder	1,166	Brigham Young	1,173	New Mexico
1977	Houston	Dave Williams	1,197	Oklahoma St.	1,205	Colgate
1978	Oklahoma St.	Mike Holder	1,140	Georgia	1,157	Oregon
1979	Ohio St.	James Brown	1,189	Oklahoma St.	1,191	Wake Forest
1980	Oklahoma St.	Mike Holder	1,173	Brigham Young	1,177	Ohio St.
1981	Brigham Young	Karl Tucker	1,161	Oral Roberts	1,163	Stanford
1982	Houston	Dave Williams	1,141	Oklahoma St.	1,151	Pinehurst
1983	Oklahoma St.	Mike Holder	1,161	Texas	1,168	Fresno St.
1984	Houston	Dave Williams	1,145	Oklahoma St.	1,146	Houston
1985	Houston	Dave Williams	1,172	Oklahoma St.	1,175	Florida
1986	Wake Forest	Jess Haddock	1,156	Oklahoma St.	1,160	Wake Forest
1987	Oklahoma St.	Mike Holder	1,160	Wake Forest	1,176	Ohio St.

Year	Champion	Coach	Score	Runner-Up	Score	Host
1988	UCLA	Eddie Merrins	1,176	UTEP	1,179	Southern California
				Oklahoma	1,179	
				Oklahoma St.	1,179	
1989	Oklahoma	Gregg Grost	1,139	Texas	1,158	Oklahoma
						Oklahoma St.
1990	Arizona St.	Steve Loy	1,155	Florida	1,157	Florida
1991	Oklahoma St.	Mike Holder	1,161	North Carolina	1,168	San Jose St.
1992	Arizona	Rick LaRose	1,129	Arizona St.	1,136	New Mexico
1993	Florida	Buddy Alexander	1,145	Georgia Tech	1,146	Kentucky
1994	Stanford	Wally Goodwin	1,129	Texas	1,133	Southern Methodist
1995	*Oklahoma St.	Mike Holder	1,156	Stanford	1,156	Ohio St.
1996	Arizona St.	Randy Lein	1,186	UNLV	1,189	Chattanooga, Tenn.
1997	Pepperdine	John Geiberger	1,148	Wake Forest	1,151	Northwestern
1998	UNLV	Dwaine Knight	1,118	Clemson	1,121	New Mexico
1999	Georgia	Chris Haack	1,180	Oklahoma St.	1,183	Minnesota
2000	*Oklahoma St.	Mike Holder	1,116	Georgia Tech	1,116	Auburn
2001	Florida	Buddy Alexander	1,126	Clemson	1,144	Duke
2002	Minnesota	Brad James	1,134	Georgia Tech	1,138	Ohio St.
2003	Clemson	Larry Penley	1,191	Oklahoma St.	1,193	Oklahoma St.

** Won playoff.*

TEAM CHAMPIONSHIPS

(Notes: These totals include co-championships. Both fall and spring titles were contested in 1898 and 1902.)

Yale 21, Houston 16, Princeton 12, Oklahoma St. 9, Stanford 7, Harvard 6, Florida 4, LSU 4, North Texas 4, Wake Forest 3, Arizona St. 2, Michigan 2, Ohio St. 2, Texas 2, Arizona, Brigham Young, Clemson, Dartmouth, Georgia, Minnesota, UNLV, Notre Dame, Oklahoma, Pepperdine, Purdue, San Jose St., Southern Methodist, UCLA, 1 each.

INDIVIDUAL CHAMPIONSHIPS

(Note: These totals include co-championships.)

Yale 13, Harvard 8, Houston 8, Oklahoma St. 7, Princeton 7, Arizona St. 6, Texas 6, Ohio St. 5, Georgia Tech 3, Michigan 3, Southern California 3, Tulane 3, Wake Forest 3, Florida 2, Georgetown 2, LSU 2, Minnesota 2, North Carolina 2, Oklahoma 2, Purdue 2, San Jose St. 2, Stanford 2, Arkansas, Auburn, Cal St. L.A., Carleton, Clemson, Colorado, Columbia, Dartmouth, Georgia, Memphis, Northwestern, UNLV, Utah St., Virginia, 1 each.

Tournament Medalists, 1939-1964

1939 Sid Richardson, Northwestern, 144
1940 John Burke, Georgetown, 143
1941 Earl Stewart, LSU
1942 Dick Haskell, Northwestern, 142
1943 Sonny Ellis, LSU, 72

1944 James Jackson, Washington (Mo.), 73
1945 Howard Baker, Ohio St., 142
1946 Charles Lind, Denver, 143
1947 Bob Harris, San Jose St., and Bo Wininger, Oklahoma St., 147
1948 Morgan Fottrell, San Jose St., and Gardner Dickinson, LSU, 139

1949 Arnold Palmer, Wake Forest, 141
1950 Arnold Palmer, Wake Forest, 138
1951 Sammuel Kocsis, Detroit, 141
1952 Paul Harney, Holy Cross, 140
1953 Merle Backlund, Colorado, 137

1954 Don Albert, Purdue, 136*
1955 John Pott, LSU, 136*
1956 Rex Baxter Jr., Houston, 140
1957 Roger Rubendall, Wisconsin, and Warren Simmons, Syracuse, 142
1958 Phil Rodgers, Houston, and Ab Justice, Oklahoma St., 139

1959 Bob Pratt, Houston, and Jack Cupit, Houston, 136*
1960 Gene Francis, Purdue, 143
1961 Jack Nicklaus, Ohio St., 140
1962 Kermit Zarley, Houston, 140
1963 R.H. Sikes, Arkansas, 139

1964 Jerry Potter, Miami (Fla.), 139

**Indicates record.*

Individual Records

LOWEST SCORE, ONE ROUND
62 (10-under-par)—Notah Begay, Stanford, second round, 1994.

LOWEST SCORE, AFTER TWO ROUNDS
128 (16-under-par)—Phil Mickelson, Arizona St., 1992.

LOWEST SCORE, AFTER THREE ROUNDS
196 (20-under-par)—Charles Howell, Oklahoma St., 2000.

LOWEST SCORE, FOUR ROUNDS
265 (23-under-par)—Charles Howell, Oklahoma St., 2000.

Team Records

NUMBER OF CONSECUTIVE APPEARANCES IN NCAA REGIONALS
15 (6 teams)—Arizona, Arizona St., Clemson, UNLV, North Carolina, Oklahoma St.

NUMBER OF CONSECUTIVE APPEARANCES IN NCAA CHAMPIONSHIPS
57—Oklahoma St.

BEST SCORE (MOST UNDER PAR), TWO ROUNDS
553 (23-under-par)—UNLV, 1998 (Chris Berry, 138; Bill Lunde, 138; Charley Hoffman, 138; Jeremy Anderson, 139; Scott Lander, 143).

BEST SCORE (MOST UNDER PAR), FOUR ROUNDS
1,116 (36-under-par)—Oklahoma St., 2000 (Charles Howell 265, Landry Mahan 281, Andres Hultman 288, Edward Loar 288, J.C. DeLeon 295); Georgia Tech, 2000 (Matt Weibring 276, Carlton Forrester 282, Bryce Molder 282, Matt Kuchar 283, Troy Matteson 285).
(Note: Team score composed of low four individual scores each round.)

Individual Champions

(Note: *Match play, 1897-1964; par-70 tournaments held in 1969, 1973 and 1989; par-71 tournaments held in 1968, 1981 and 1988, 2002; all other championships par-72 tournaments.)*

1897 Louis Bayard Jr., Princeton
1898 John Reid Jr., Yale (spring)
1898 James Curtis, Harvard (fall)
1899 Percy Pyne, Princeton
1901 Halstead Lindsley, Harvard

1902 Charles Hitchcock Jr., Yale (spring)
1902 Chandler Egan, Harvard (fall)
1903 F.O. Reinhart, Princeton
1904 A.L. White, Harvard
1905 Robert Abbott, Yale

1906 W.E. Clow Jr., Yale
1907 Ellis Knowles, Yale
1908 H.H. Wilder, Harvard
1909 Albert Seckel, Princeton
1910 Robert Hunter, Yale

1911 George Stanley, Yale
1912 F.C. Davison, Harvard
1913 Nathaniel Wheeler, Yale
1914 Edward Allis, Harvard
1915 Francis Blossom, Yale

1916 J.W. Hubbell, Harvard
1919 A.L. Walker Jr., Columbia
1920 Jess Sweetster, Yale
1921 Simpson Dean, Princeton
1922 Pollack Boyd, Dartmouth

1923 Dexter Cummings, Yale
1924 Dexter Cummings, Yale
1925 Fred Lamprecht, Tulane
1926 Fred Lamprecht, Tulane
1927 Watts Gunn, Georgia Tech

1928 Maurice McCarthy, Georgetown
1929 Tom Aycock, Yale
1930 G.T. Dunlap, Princeton
1931 G.T. Dunlap, Princeton
1932 J.W. Fischer, Michigan

1933 Walter Emery, Oklahoma
1934 Charles Yates, Georgia Tech
1935 Ed White, Texas
1936 Charles Kocsis, Michigan
1937 Fred Haas, LSU

1938 John Burke, Georgetown
1939 Vincent D'Antoni, Tulane
1940 Dixon Brooke, Virginia
1941 Earl Stewart, LSU
1942 Frank Tatum, Stanford

1943 Wallace Ulrich, Carleton
1944 Louis Lick, Minnesota
1945 John Lorms, Ohio St.
1946 George Hamer, Georgia
1947 Dave Barclay, Michigan

1948 Bob Harris, San Jose St.
1949 Harvie Ward, North Carolina
1950 Fred Wampler, Purdue
1951 Tom Nieporte, Ohio St.
1952 Jim Vickers, Oklahoma

1953 Earl Moeller, Oklahoma St.
1954 Hillman Robbins, Memphis
1955 Joe Campbell, Purdue
1956 Rick Jones, Ohio St.
1957 Rex Baxter, Houston

1958 Phil Rodgers, Houston
1959 Dick Crawford, Houston
1960 Dick Crawford, Houston
1961 Jack Nicklaus, Ohio St.
1962 Kermit Zarley, Houston

1963 R.H. Sikes, Arkansas
1964 Terry Small, San Jose St.
1965 Marty Fleckman, Houston, 281
1966 Bob Murphy, Florida, 283
1967 Hale Irwin, Colorado, 286

1968 Grier Jones, Oklahoma St., 276
1969 Bob Clark, Cal St. L.A., 298
1970 John Mahaffey, Houston, 284

1971 Ben Crenshaw, Texas, 273
1972 Ben Crenshaw, Texas, 279
Tom Kite, Texas, 279

1973 Ben Crenshaw, Texas, 282
1974 Curtis Strange, Wake Forest, 282
1975 Jay Haas, Wake Forest, 282
1976 Scott Simpson, Southern California, 283
1977 Scott Simpson, Southern California, 289

1978 David Edwards, Oklahoma St., 209
1979 Gary Hallberg, Wake Forest, 287
1980 Jay Don Blake, Utah St., 283
1981 Ron Commans, Southern Cal, 283
1982 Billy Ray Brown, Houston, 280

1983 Jim Carter, Arizona St., 287
1984 John Inman, North Carolina, 271
1985 Clark Burroughs, Ohio St., 285
1986 Scott Verplank, Oklahoma St., 282
1987 Brian Watts, Oklahoma St., 280

1988 E.J. Pfister, Oklahoma St., 284
1989 Phil Mickelson, Arizona St., 281
1990 Phil Mickelson, Arizona St., 279
1991 Warren Schutte, UNLV, 283
1992 Phil Mickelson, Arizona St., 271

1993 Todd Demsey, Arizona St., 278
1994 Justin Leonard, Texas, 271
1995 Chip Spratlin, Auburn, 283
1996 Tiger Woods, Stanford, 285
1997 *Charles Warren, Clemson, 279

1998 James McLean, Minnesota, 271
1999 Luke Donald, Northwestern, 284
2000 Charles Howell, Oklahoma St., 265
2001 Nick Gilliam, Florida, 276
2002 Troy Matteson, Georgia Tech, 276
2003 Alejandro Canizares, Arizona St., 287

**Won playoff.*

All-Time Team Results

1939: 1. Stanford, 612; 2. (tie) Northwestern and Princeton, 614; 4. Iowa St., 615; 5. (tie) Duke and LSU, 617; 7. Iowa, 623; 8. Michigan, 624; 9. Oklahoma, 627; 10. Georgetown, 630; 11. (tie) Minnesota and Notre Dame, 633; 13. Yale, 635; 14. Texas, 640; 15. Southern California, 641; 16. California, 643; 17. Amherst, 644; 18. (tie) Harvard and Ohio St., 645; 20. Missouri, 653; 21. Michigan St., 657; 22. Kansas, 660; 23. Chicago, 687.

1940: 1. (tie) LSU and Princeton, 601; 3. Georgetown, 606; 4. Duke, 612; 5. Illinois, 616; 6. (tie) Southern California and Stanford, 617; 8. Iowa St., 618; 9. Michigan St., 620; 10. (tie) Northwestern and Yale, 621; 12. Ohio St., 623; 13. Michigan, 625; 14. Dartmouth, 626; 15. (tie) Harvard and Virginia, 627; 17. Amherst, 631; 18. Notre Dame, 643; 19. Wisconsin, 645; 20. Union (N.Y.), 651.

1941: 1. Stanford, 580; 2. LSU, 599; 3. Duke, 603; 4. Illinois, 606; 5. Ohio St., 609; 6. Texas, 611; 7. (tie) Michigan St. and Northwestern, 615; 9. Notre Dame, 616; 10. Minnesota, 618; 11. (tie) Princeton and Wisconsin, 621; 13. Virginia, 622; 14. Georgetown, 626; 15. North Carolina, 645; 16. (tie) Dartmouth and Syracuse, 650; 18. Arizona, 652; 19. Beloit, 680.

1942: 1. (tie) LSU and Stanford, 590; 3. Northwestern, 597; 4. Washington, 604; 5. Yale, 605; 6. Minnesota, 608; 7. Ohio St., 610; 8. Notre Dame, 612; 9. Michigan, 614; 10. Navy, 615; 11. Michigan St., 625; 12. Wisconsin, 634; 13. Holy Cross, 641.

1943: 1. Yale, 614; 2. Michigan, 618; 3. LSU, 621; 4. Minnesota, 635; 5. Northwestern, 641; 6. Princeton, 650; 7. Notre Dame, 652.

1944: 1. Notre Dame, 311; 2. Minnesota, 312; 3. Michigan, 318; 4. Ohio St., 327; 5. Michigan St., 344.

1945: 1. Ohio St., 602; 2. (tie) Michigan and Northwestern, 621; 4. Notre Dame, 633; 5. Minnesota, 638.

1946: 1. Stanford, 619; 2. Michigan, 624; 3. Ohio St., 625; 4. Princeton, 628; 5. LSU, 629; 6. Notre Dame, 631; 7. Iowa, 634; 8. Northwestern, 639; 9. Minnesota, 640; 10. Michigan St., 644; 11. Virginia, 651; 12. (tie) Georgia and Washington, 652; 14. George Washington, 658; 15. Cornell, 666; 16. Knox, 673; 17. Dartmouth, 681; 18. Lehigh, 699.

1947: 1. LSU, 606; 2. Duke, 614; 3. Stanford, 616; 4. San Jose St., 617; 5. Michigan and Oklahoma St., 618; 7. Ohio St., 620; 8. Oklahoma, 622; 9. Northwestern, 623; 10. Miami (Fla.), 627; 11. (tie) Boston College and North Carolina, 629; 13. North Texas, 630; 14. (tie) Georgia Tech and Purdue, 634; 16. Notre Dame, 635; 17. Oregon, 638; 18. Yale, 639; 19. Princeton, 640; 20. Denver, 642; 21. Wisconsin, 644; 22. Minnesota, 645; 23. Michigan St., 646; 24. Cornell, 647; 25. Penn St., 649; 26. Pennsylvania, 652; 27. Kentucky, 655; 28. Colorado, 656; 29. Kenyon, 657; 30. Texas, 658; 31. (tie) Detroit and Virginia, 660; 33. Kansas, 663; 34. Iowa St., 665; 35. Syracuse, 668; 36. Wayne St. (Mich.), 669; 37. Eastern Mich., 674; 38. Kent St., 691; 39. West Va., 702.

1948: 1. San Jose St., 579; 2. LSU, 588; 3. Stanford, 590; 4. Duke, 595; 5. Oklahoma St., 599; 6. Michigan, 600; 7. UCLA, 602; 8. Oklahoma, 606; 9. Washington, 609; 10. North Texas, 611; 11. Ohio St., 612; 12. Texas, 614; 13. Northwestern, 615; 14. Oregon, 616; 15. Denison, 620; 16. (tie) Boston College and Penn St., 622; 18. Denver, 623; 19. Southern California, 624; 20. (tie) California and Miami (Fla.), 627; 22. New Mexico, 637; 13. Utah, 651.

1949: 1. North Texas, 590; 2. (tie) Purdue and Texas, 600; 4. Michigan, 602; 5. San Jose St., 603; 6. Oklahoma St., 606; 7. Wake Forest, 608; 8. (tie) North Carolina and Ohio St., 610; 10. Miami (Fla.), 613; 11. Utah, 614; 12. Iowa St., 619; 13. UCLA, 622; 14. Washington St., 624; 15. Iowa, 627; 16. Yale, 629; 17. California, 636; 18. Canisius, 637; 19. (tie) Illinois, Missouri and Northwestern, 642; 22. Oklahoma, 645; 23. St. Ambrose, 646; 24. New Mexico, 647; 25. (tie) Cornell and Northern Iowa, 666; 27. Rochester, 669; 28. Kent St., 671; 29. Central Mich., 692; 30. Neb.-Omaha, 696; 31. Johns Hopkins, 720.

1950: 1. North Texas, 573; 2. Purdue, 577; 3. Stanford, 587; 4. Oklahoma, 590; 5. Wake Forest, 591; 6. (tie) North Carolina and Ohio St., 592; 8. Illinois, 596; 9. Utah, 597; 10. San Diego, 599; 11. (tie) Kansas and Texas, 600; 13. (tie) Denver and Oklahoma St., 601; 15. (tie) Canisius and New Mexico, 605; 17. UCLA, 607; 18. (tie) Oregon and Oregon St., 619; 20. Navy, 623; 21. San Jose St., 626; 22. Valparaiso, 630; 23. Kenyon, 649.

1951: 1. North Texas, 588; 2. Ohio St., 589; 3. Notre Dame, 604; 4. Detroit, 605; 5. Purdue, 611; 6. Wisconsin, 612; 7. (tie) North Carolina and Northwestern, 613; 9. Stanford, 614; 10. Southern California, 616; 11. (tie) Oklahoma St. and Southern Methodist, 618; 13. Texas, 624; 14. Georgia, 626; 15. Oklahoma, 631; 16. Canisius, 633; 17. Kent St., 642; 18. Ohio, 645; 19. (tie) Illinois and New Mexico, 650; 21. Georgetown, 655; 22. Akron, 660; 23. Ohio Wesleyan, 682.

1952: 1. North Texas, 587; 2. Michigan, 593; 3. (tie) Purdue and Texas, 598; 5. Oklahoma St., 600; 6. Southern California, 601; 7. LSU, 602; 8. Stanford, 608; 9. Florida, 610; 10. North Carolina, 611; 11. Houston, 615; 12. (tie) Oklahoma and Wisconsin, 620; 14. Wake Forest, 621; 15. Bradley, 622; 16. Minnesota, 623; 17. Indiana, 628; 18. Notre Dame, 631; 19. Northwestern, 632; 20. (tie) Kansas and Ohio St., 635; 22. Iowa St., 643; 23. Virginia, 649; 24. St. Lawrence, 657.

1953: 1. Stanford, 578; 2. North Carolina, 580; 3. LSU, 581; 4. Oklahoma St., 582; 5. North Texas, 583; 6. Texas, 586; 7. Notre Dame, 581; 8. Houston, 592; 9. Purdue, 594; 10. (tie) Colorado and Denver, 598; 12. Ohio St., 599; 13. Southern California, 601; 14. Wichita St., 610; 15. Minnesota, 611; 16. Northwestern, 612; 17. Wisconsin, 613; 18. Trinity (Tex.), 617; 19. Iowa St., 621.

1954: 1. Southern Methodist, 572; 2. North Texas, 573; 3. Oklahoma St., 578; 4. LSU, 582; 5. Houston, 590; 6. Stanford, 595; 7. Ohio St., 596; 8. (tie) Southern California and Texas, 597; 10. Purdue, 599; 11. Iowa, 600; 12. Yale, 605; 13. Minnesota, 607; 14. Trinity (Tex.), 611; 15. Colorado, 616; 16. Memphis, 617; 17. Denver, 622; 18. Kent St., 629; 19. Utah, 631; 20. Wichita St., 640.

1955: 1. LSU, 574; 2. North Texas, 583; 3. Oklahoma St., 587; 4. (tie) Houston and Stanford, 591; 6. (tie) Florida and San Jose St., 597; 8. Memphis, 598; 9. (tie) Purdue and Southern Methodist, 599; 11. (tie) Iowa and North Carolina, 603; 13. Georgia, 605; 14. Oklahoma, 606; 15. Seattle, 609; 16. (tie) Ohio St. and Wake Forest, 610; 18. Southern California, 612; 19. (tie) Bradley, Minnesota and Ohio, 614; 22. Detroit, 618; 23. (tie) Texas and Yale, 621; 25. Cornell, 627; 26. Denver, 628; 27. (tie) Texas A&M and Western Ill., 629; 29. Wisconsin, 633; 30. Tennessee, 639; 31. Colorado, 642; 32. Williams, 655; 33. Marshall, 664.

1956: 1. Houston, 601; 2. (tie) North Texas and Purdue, 602; 4. Oklahoma St., 605; 5. Florida St., 606; 6. Notre Dame, 607; 7. (tie) Southern California and Southern Methodist, 609; 9. LSU, 613; 10. (tie) North Carolina and Texas Tech, 614; 12. Ohio St., 615; 13. Georgia, 616; 14. Oregon, 620; 15. San Jose St., 621; 16. Michigan, 622; 17. Michigan St., 623; 18. Western Ill., 627; 19. (tie) Minnesota and Yale, 629; 21. Ohio, 630; 22. (tie) Illinois, Northwestern and Oklahoma, 631; 25. Stanford, 633; 26. Princeton, 634; 27. Iowa, 639; 28. Williams, 650; 29. Bowling Green, 653; 30. Buffalo, 654; 31. Ohio Wesleyan, 694.

1957: 1. Houston, 602; 2. Stanford, 603; 3. North Texas, 606; 4. Florida St., 607; 5. Arizona St., 609; 6. Southern Methodist, 610; 7. North Carolina, 611; 8. (tie) Iowa, Navy and San Jose St., 614; 11. Purdue, 619; 12. Oklahoma St., 622; 13. Minnesota, 623; 14. Brigham Young, 630; 15. (tie) Notre Dame, Oregon and Wisconsin, 632; 18. Texas, 633; 19. Oklahoma, 638; 20. Ohio, 644; 21. Bucknell, 648; 22. Illinois, 649; 23. Kansas, 653; 24. Marshall, 665; 25. New Mexico, 666; 26. Colorado Col., 674.

1958: 1. Houston, 570; 2. Oklahoma St., 582; 3. Southern California, 583; 4. Maryland, 584; 5. North Texas, 591; 6. Rollins, 593; 7. (tie) Stanford and Southern Methodist, 596; 9. Georgia, 597; 10. (tie) Arizona St., Fresno St. and Purdue, 602; 13. Indiana, 606; 14. (tie) Colgate and Florida St., 607; 16. Ohio St., 612; 17. Boston College, 616; 18. Ohio, 617; 19. Virginia, 618; 20. (tie) North Carolina and Yale, 619; 22. Williams, 625; 23. Iowa, 626; 24. (tie) Notre Dame and Pennsylvania, 633; 26. Pittsburgh, 649; 27. Dartmouth, 654; 28. (tie) Massachusetts and Middlebury, 659; 30. Iona, 662; 31. Holy Cross, 664; 32. Colby, 665; 33. Rensselaer, 681; 34. American Int'l, 682.

1959: 1. Houston, 561; 2. Purdue, 571; 3. Stanford, 573; 4. Oregon, 574; 5. Oklahoma St., 579; 6. Seattle, 581; 7. (tie) Florida and Texas Tech, 586; 9. Rollins, 587; 10. Duke, 592; 11. Oregon St., 593; 12. Iowa, 595; 13. Yale, 600; 14. Idaho, 603; 15. North Texas, 607; 16. Tulsa, 608; 17. (tie) Princeton and San Jose St., 609; 19. Washington, 613; 20. Portland, 618.

1960: 1. Houston, 603; 2. (tie) Oklahoma St. and Purdue, 607; 4. (tie) Florida and North Carolina, 611; 6. Texas A&M, 612; 7. Arizona, 617; 8. Southern California, 618; 9. (tie) Baylor and Iowa, 619; 11. Notre Dame, 620; 12. Fresno St., 621; 13. Ohio St., 624; 14. (tie) San Diego St. and Stanford, 625; 16. Oregon, 628; 17. (tie) Minnesota and Ohio, 629; 19. (tie) Michigan St., North Texas and Yale, 631; 22. (tie) New Mexico and UCLA, 635; 24. (tie) Army, Lamar and Princeton, 637; 27. Seattle, 639; 28. Texas Tech, 644; 29. Tulsa, 646; 30. Colorado, 648; 31. Idaho, 654; 32. Oregon St., 659; 33. Denver, 669; 34. Texas, 681.

1961: 1. Purdue, 584; 2. Arizona St., 595; 3. Southern California, 596; 4. Oklahoma St., 597; 5. Texas A&M, 602; 6. Michigan St., 603; 7. (tie) Arizona and North Texas, 604; 9. Minnesota, 607; 10. Georgia, 609; 11. (tie) Duke, Houston and Ohio St., 610; 14. Notre Dame, 611; 15. Florida, 615; 16. (tie) Northwestern and Stanford, 617; 18. Ohio, 623; 19. Ball St., 628; 20. Texas, 630; 21. Illinois, 633; 22. (tie) New Mexico and Princeton, 634; 24. Miami (Fla.), 638; 25. Bucknell, 640; 26. Akron, 642; 27. Bowling Green, 647; 28. Virginia Tech, 659.

1962: 1. Houston, 588; 2. Oklahoma St., 598; 3. Duke, 603; 4. North Texas, 606; 5. Georgia, 607; 6. Purdue, 611; 7. Stanford, 617; 8. Wake Forest, 619; 9. Minnesota, 620; 10. Southern California, 622; 11.

Marshall, 627; 12. New Mexico, 628; 13. North Carolina, 630; 14. Miami (Fla.), 633; 15. San Diego St., 637.

1963: 1. Oklahoma St., 581; 2. Houston, 582; 3. North Texas, 585; 4. Southern California, 587; 5. Georgia, 590; 6. (tie) Texas and Wake Forest, 591; 8. Navy, 595; 9. Stanford, 596; 10. Washington, 597; 11. (tie) Purdue and San Jose St., 600; 13. Maryland, 604; 14. Miami (Fla.), 605; 15. (tie) Notre Dame and Texas A&M, 606; 17. Ohio, 608; 18. Wisconsin, 611; 19. Minnesota, 612; 20. Missouri, 613; 21. (tie) New Mexico and UCLA, 614; 23. Tulsa, 621; 24. Penn St., 623; 25. Arizona, 632; 26. Wichita St., 635; 27. Colorado Col., 643; 28. Bowling Green, 644; 29. Yale, 646; 30. Rutgers, 658.

1964: 1. Houston, 580; 2. Oklahoma St., 587; 3. Southern California, 596; 4. (tie) Notre Dame and San Jose St., 600; 6. Miami (Fla.), 603; 7. Wake Forest, 607; 8. Stanford, 610; 9. Indiana, 611; 10. UCLA, 612; 11. (tie) Michigan and Seattle, 615; 13. Arizona St., 616; 14. New Mexico, 617; 15. (tie) Maryland, Memphis and Washington, 619; 18. (tie) Colorado and Northwestern, 620; 20. Navy, 621; 21. Georgia, 622; 22. Purdue, 624; 23. Minnesota, 625; 24. (tie) North Texas and Purdue, 631; 26. Fresno St., 632; 27. Texas, 635; 28. Cal St. L.A., 638; 29. (tie) Connecticut, Oregon St. and Yale, 639; 32. Oregon, 640; 33. Wichita St., 641; 34. South Carolina, 642; 35. Wisconsin, 648; 36. (tie) New Mexico St., Toledo and Utah, 654; 39. Colorado St., 655; 40. Colorado Col., 658; 41. Idaho, 660.

1965: 1. Houston, 577; 2. Cal St. L.A., 587; 3. Southern California, 590; 4. (tie) Florida and Purdue, 594; 6. Florida St., 595; 7. (tie) Georgia and San Jose St., 596; 9. (tie) Arizona St. and Oklahoma St., 597; 11. (tie) North Carolina, Seattle, Virginia Tech and Washington, 602; 15. (tie) Brigham Young and Tennessee, 607; 17. (tie) Indiana and Texas, 609; 19. (tie) Notre Dame and UCLA, 610; 21. New Mexico, 615; 22. Michigan, 618; 23. North Texas, 619; 24. (tie) Pennsylvania, San Diego St., TCU and Wichita St., 620; 28. (tie) Oklahoma and Penn St., 625; 30. Stanford, 628; 31. Yale, 630; 32. New Mexico St., 640; 33. Rhode Island, 643.

1966: 1. Houston, 582; 2. San Jose St., 586; 3. Southern California, 595; 4. Oklahoma St., 598; 5. Arizona St., 599; 6. San Diego St., 604; 7. Stanford, 606; 8. (tie) Cal St. L.A., LSU and UCLA, 607; 11. Notre Dame, 608; 12. (tie) Florida and Ohio St., 609; 14. Brigham Young, 611; 15. Oregon St., 612; 16. Michigan, 616; 17. Colorado, 617; 18. (tie) Penn St., Purdue and Wisconsin, 618; 21. New Mexico, 619; 22. Washington, 624; 23. Wichita St., 626; 24. Baylor, 627; 25. (tie) Davidson and North Texas, 633; 27. (tie) Miami (Fla.) and Texas, 635; 29. Duke, 636; 30. San Francisco, 643; 31. Providence, 661.

1967: 1. Houston, 585; 2. Florida, 588; 3. LSU, 591; 4. Purdue, 596; 5. Wake Forest, 597; 6. (tie) Arizona St., Michigan St. and Virginia Tech, 598; 9. (tie) Fresno St., New Mexico, North Texas and San Jose St., 599; 13. (tie) Michigan, Southern California and Texas, 603; 16. Maryland, 605; 17. Texas A&M, 606; 18. (tie) Navy and Oklahoma, 607; 20. Stanford, 608; 21. Miami (Fla.), 611; 22. (tie) Indiana (Pa.), Ohio St., Oklahoma St. and San Diego St., 613; 26. (tie) Memphis and Penn St., 615; 28. (tie) Brigham Young and Oregon St., 616; 30. New Mexico St., 618; 31. (tie) Baylor and Cal St. L.A., 619; 33. Yale, 620; 34. Army, 622; 35. Ohio, 625; 36. UCLA, 628; 37. Rhode Island, 633; 38. Wichita St., 639; 39. Providence, 651.

1968: 1. Florida, 1,154; 2. Houston, 1,156; 3. Wake Forest, 1,160; 4. (tie) Oklahoma St. and Texas, 1,162; 6. Arizona St., 1,166; 7. New Mexico, 1,171; 8. Colorado, 1,172; 9. Michigan St., 1,175; 10. Florida St., 1,180; 11. (tie) San Jose St. and Stanford, 1,184; 13. Southern California, 1,185; 14. (tie) Michigan and New Mexico St., 1,188.

1969: 1. Houston, 1,223; 2. Wake Forest, 1,232; 3. (tie) Arizona St. and Brigham Young, 1,240; 5. (tie) Florida and Georgia, 1,241; 7. North Texas, 1,245; 8. Texas, 1,250; 9. Stanford, 1,253; 10. Oklahoma St., 1,255; 11. Indiana, 1,256; 12. Florida St., 1,257; 13. Michigan St., 1,260; 14. Southern California, 1,261; 15. Oklahoma, 1,263; 16. Penn St., 1,274.

1970: 1. Houston, 1,172; 2. Wake Forest, 1,182; 3. Brigham Young, 1,189; 4. Oklahoma St., 1,190; 5. Cal St. L.A., 1,196; 6. (tie) Ohio St. and Texas, 1,199; 8. Georgia, 1,200; 9. Stanford, 1,201; 10. Purdue, 1,202; 11. Arizona St., 1,203; 12. Indiana, 1,204; 13. Miami (Ohio), 1,205; 14. (tie) North Texas and Oregon, 1,208; 16. San Diego St., 1,230.

1971: 1. Texas, 1,144; 2. Houston, 1,151; 3. Florida, 1,154; 4. Wake Forest, 1,155; 5. Oklahoma St., 1,170; 6. Southern California, 1,171; 7. Brigham Young, 1,173; 8. Stanford, 1,174; 9. (tie) Georgia and Maryland, 1,176; 11. North Texas, 1,181; 12. Arizona St., 1,182; 13. New Mexico St., 1,184; 14. Cal St. L.A., 1,186; 15. New Mexico, 1,188; 16. Michigan St., 1,191.

1972: 1. Texas, 1,146; 2. Houston, 1,159; 3. Florida, 1,167; 4. Oklahoma St., 1,174; 5. Arizona St., 1,176; 6. (tie) Georgia and Wake Forest, 1,185; 8. Southern Methodist, 1,193; 9. San Jose St., 1,200; 10. (tie) Maryland and Miami (Fla.), 1,207; 12. Indiana, 1,210; 13. Tennessee, 1,217; 14. (tie) Ball St. and Ga. Southern, 1,223.

1973: 1. Florida, 1,149; 2. Oklahoma St., 1,159; 3. Texas, 1,166; 4. (tie) New Mexico and San Jose St., 1,170; 6. Houston, 1,172; 7. Southern California, 1,175; 8. Georgia, 1,177; 9. Brigham Young, 1,180; 10. Southern Methodist, 1,188; 11. LSU, 1,191; 12. Arizona St., 1,192; 13. (tie) Ga. Southern and North Texas, 1,198; 15. Oklahoma, 1,202; 16. Ball St., 1,211.

1974: 1. Wake Forest, 1,158; 2. Florida, 1,160; 3. Houston, 1,176; 4. Southern California, 1,177; 5. Oklahoma St., 1,178; 6. (tie) Indiana and New Mexico, 1,186; 8. Long Beach St., 1,193; 9. (tie) Brigham Young and San Jose St., 1,194; 11. (tie) Arizona St. and Oklahoma, 1,196; 13. North Texas, 1,200; 14. Alabama, 1,205; 15. Texas, 1,208.

1975: 1. Wake Forest, 1,156; 2. Oklahoma St., 1,189; 3. (tie) Alabama and Southern California, 1,190; 5. Brigham Young, 1,194; 6. East Tenn. St., 1,202; 7. (tie) Indiana and Texas, 1,204; 9. Arizona St., 1,205; 10. Florida, 1,206; 11. Ohio St., 1,207; 12. Houston, 1,208; 13. LSU, 1,212; 14. North Carolina St., 1,213; 15. Ga. Southern, 1,214; 16. Oregon, 1,215; 17. Southern Methodist, 1,225.

1976: 1. Oklahoma St., 1,166; 2. Brigham Young, 1,173; 3. Houston, 1,174; 4. Wake Forest, 1,175; 5. New Mexico, 1,176; 6. Texas, 1,183; 7. (tie) East Tenn. St. and Southern California, 1,184; 9. Maryland, 1,186; 10. Oregon, 1,194; 11. (tie) Arizona St. and Ohio St., 1,196; 13. San Jose St., 1,197; 14. Georgia, 1,198; 15. (tie) Ga. Southern and Texas Tech, 1,203; 17. Marshall, 1,204; 18. San Diego St., 1,205; 19. New Mexico St., 1,211; 20. (tie) Oklahoma and Stanford, 1,212; 22. North Texas, 1,213; 23. Indiana, 1,215; 24. Northern Ill., 1,217; 25. (tie) Temple and Weber St., 1,219; 27. LSU, 1,225; 28. Auburn, 1,226; 29. Massachusetts, 1,257.

1977: 1. Houston, 1,197; 2. Oklahoma St., 1,205; 3. (tie) Arizona St. and Georgia, 1,211; 5. Southern California, 1,212; 6. Brigham Young, 1,219; 7. Oregon, 1,228; 8. Florida, 1,230; 9. Ohio St., 1,232; 10. Wake Forest, 1,233; 11. Texas A&M, 1,234; 12. North Carolina, 1,240; 13. San Jose St., 1,241; 14. Ga. Southern, 1,247; 15. (tie) San Diego St. and Stanford, 1,248; 17. Southern Methodist, 1,252; 18. Furman, 1,253; 19. (tie) Fresno St. and Indiana, 1,259.

1978: 1. Oklahoma St., 1,140; 2. Georgia, 1,157; 3. Arizona St., 1,160; 4. Brigham Young, 1,166; 5. North Carolina, 1,174; 6. Oral Roberts, 1,176; 7. Wake Forest, 1,177; 8. San Jose St., 1,181; 9. Florida, 1,182; 10. UCLA, 1,186; 11. Oregon, 1,188; 12. San Diego St., 1,190; 13. Southern California, 1,193; 14. Stanford, 1,196; 15. (tie) Texas A&M and Weber St., 1,199; 17. South Carolina, 1,201; 18. Houston, 1,202; 19. Wichita St., 1,204; 20. Ohio St., 1,206; 21. Nebraska, 1,208.

1979: 1. Ohio St., 1,189; 2. Oklahoma St., 1,191; 3. Wake Forest, 1,196; 4. Brigham Young, 1,198; 5. New Mexico, 1,202; 6. (tie) North Carolina and Oral Roberts, 1,206; 8. Arizona St., 1,213; 9. (tie) Houston and Southern California, 1,215; 11. Ga. Southern, 1,226; 12. Fresno St., 1,229; 13. UCLA, 1,230; 14. San Jose St., 1,234; 15. Florida, 1,236. Eliminated after 54 holes: LSU, 917; Temple, 921; Florida St., 922; Georgia, 926; North Carolina St., 930; Texas, 934; Weber St., 934; Texas A&M, 935; Auburn, 936; Wichita St., 937; San Diego St., 943; Indiana, 943; Connecticut, 1,003.

1980: 1. Oklahoma St., 1,173; 2. Brigham Young, 1,177; 3. Oral Roberts, 1,178; 4. (tie) Ohio St. and TCU, 1,184; 6. Tennessee, 1,188; 7. Ga. Southern, 1,195; 8. Southern California, 1,198; 9. Centenary (La.), 1,201; 10. (tie) Fresno St. and Florida, 1,209; 12. (tie) Clemson and Texas, 1,213; 14. Florida St., 1,215; 15. Texas A&M, 1,217. Eliminated after 54 holes: Colorado, 909; Wake Forest, 910; Houston, 912; San Jose St., 914; Arizona St., 916; Indiana, 916; San Diego St., 917; Weber St., 919; Pacific, 920; UCLA, 920; East Tenn. St., 921; Ohio, 926; Temple, 928; Princeton, 946; Connecticut, 968.

1981: 1. Brigham Young, 1,161; 2. Oral Roberts, 1,163; 3. Houston, 1,170; 4. Oklahoma St., 1,171; 5. Arizona St., 1,172; 6. Georgia, 1,176; 7. (tie) New Mexico and Tennessee, 1,180; 9. Wake Forest, 1,182; 10. Texas A&M, 1,183; 11. (tie) Colorado and Southern California, 1,185; 13. Utah St., 1,186; 14. Florida, 1,188; 15. Florida St., 1,189; 16. Texas, 1,191. Eliminated after 54 holes: Alabama, 892; Fresno St., 894; North Carolina, 894; San Jose St., 894; San Diego St., 895; Centenary (La.), 896; Stanford, 898; Ohio St., 899; LSU, 902; Purdue, 902; Oregon, 904; New Mexico St., 908; Temple, 911; Oklahoma, 916; Dartmouth, 942.

1982: 1. Houston, 1,141; 2. Oklahoma St., 1,151; 3. Arizona St., 1,156; 4. Texas A&M, 1,161; 5. Brigham Young, 1,162; 6. UCLA, 1,163; 7. Texas, 1,165; 8. North Carolina St., 1,167; 9. North Carolina, 1,170; 10. (tie) Miami (Fla.) and Wake Forest, 1,173; 12. Weber St., 1,175; 13. San Jose St., 1,176; 14. San Diego St., 1,178; 15. Ohio St., 1,180. Eliminated after 54 holes: Clemson, 882; Oklahoma, 885; Georgia, 886; Southern California, 889; Ball St., 892; North Texas, 892; Tennessee, 893; Oral Roberts, 894; Long Beach St., 902; New Mexico, 902; Florida St., 903; East Tenn. St., 905; American, 906; Temple, 909; Indiana, 910; Holy Cross, 992.

1983: 1. Oklahoma St., 1,161; 2. Texas, 1,168; 3. Houston, 1,170; 4. Ohio St., 1,173; 5. Clemson, 1,176; 6. Georgia, 1,179; 7. UCLA, 1,181; 8. (tie) North Carolina and Oklahoma, 1,185; 10. (tie) Brigham Young and Texas A&M, 1,186; 12. Fresno St., 1,189; 13. (tie) Missouri and Wake Forest, 1,193; 15. Pacific (Cal.), 1,197. Eliminated after 54 holes: Florida, 896; Alabama, 898; Ball St., 900; Southern California, 901; Florida St., 902; Lamar, 904; Oregon, 907; Oral Roberts, 909; San Diego St., 909; Temple, 909; San Jose St., 910; TCU, 911; Weber St., 912; Bowling Green, 915; North Carolina St., 922; Holy Cross, 966; Navy, 967.

1984: 1. Houston, 1,145; 2. Oklahoma St., 1,146; 3. Oklahoma, 1,149; 4. North Carolina, 1,154; 5. Brigham Young, 1,159; 6. (tie) LSU and San Jose St., 1,162; 8. Southern California, 1,163; 9. Arizona St., 1,164; 10. Texas A&M, 1,166; 11. Florida, 1,169; 12. (tie) Georgia and South Carolina, 1,170; 14. Missouri, 1,171; 15. Wake Forest, 1,176. Eliminated after 54 holes: Texas, 878; Ohio St., 879; Arkansas, 880; Clemson, 881; Mississippi, 883; UCLA, 884; Fresno St., 886; Houston Baptist, 886; Kent St., 889; San Diego St., 889; Stanford, 890; Weber St., 890; Illinois, 895; Colorado, 895; Rutgers, 912; Temple, 914; Yale, 920.

1985: 1. Houston, 1,172; 2. Oklahoma St., 1,175; 3. Florida, 1,185; 4. Mississippi, 1,186; 5. Texas, 1,188; 6. Arkansas, 1,192; 7. Georgia, 1,193; 8. Oklahoma, 1,195; 9. (tie) LSU and Stanford, 1,196; 11. Arizona St., 1,197; 12. Georgia Tech, 1,201; 13. Wake Forest, 1,203; 14. (tie) Brigham Young and UCLA, 1,206. Eliminated after 54 holes: Ohio St., 904; North Carolina, 904; Auburn, 905; Lamar, 905; Southern California, 906; Fresno St., 908; Texas A&M, 911; New Mexico, 914; San Jose St., 916; Oral Roberts, 924; UTEP, 925; Clemson, 933; Hartford, 939; Temple, 941; St. John's (N.Y.), 953.

1986: 1. Wake Forest, 1,156; 2. Oklahoma St., 1,160; 3. Oklahoma, 1,163; 4. Brigham Young, 1,167; 5. Houston, 1,169; 6. Miami (Fla.), 1,170; 7. Lamar, 1,172; 8. (tie) Arizona St. and Southern California,

1,174; 10. LSU, 1,175; 11. Florida, 1,176; 12. North Carolina, 1,177; 13. (tie) Fresno St., Georgia Tech and Ohio St., 1,180; 16. Arkansas, 1,183; 17. Texas, 1,187; 18. Oregon, 1,192; 19. (tie) Furman and TCU, 1,202. Eliminated after 54 holes: Clemson, 898; Auburn, 900; Missouri, 901; Texas A&M, 901; Stanford, 905; New Mexico, 907; Ball St., 908; Temple, 917; Hartford, 920; UTEP, 924; Army, 951.

1987: 1. Oklahoma St., 1,160; 2. Wake Forest, 1,176; 3. Oklahoma, 1,177; 4. Ohio St., 1,185; 5. Houston Baptist, 1,186; 6. Arkansas, 1,187; 7. Florida St., 1,191; 8. North Carolina, 1,194; 9. Fresno St., 1,195; 10. Houston, 1,196; 11. Clemson, 1,197; 12. (tie) San Jose St. and UTEP, 1,199; 14. (tie) Brigham Young and LSU, 1,200; 16. Arizona St., 1,202; 17. South Fla., 1,204; 18. Arizona, 1,208; 19. Texas A&M, 1,209; 20. Texas, 1,210; 21. UCLA, 1,213; 22. Georgia Tech, 1,214. Eliminated after 54 holes: Southern California, 916; Georgia, 918; Hartford, 919; Kent St., 919; Kentucky, 919; New Mexico, 921; Florida, 925; Oregon, 926; Penn St., 942; Tulsa, 946; Temple, 947.

1988: 1. UCLA, 1,176; 2. (tie) Oklahoma, Oklahoma St. and UTEP, 1,179; 5. Florida, 1,180; 6. Arizona, 1,183; 7. Georgia Tech, 1,184; 8. (tie) Georgia and South Carolina, 1,186; 10. Arizona St., 1,188; 11. Texas, 1,199; 12. Arkansas, 1,190; 13. Southern California, 1,194; 14. Ga. Southern, 1,204; 15. Washington, 1,211. Eliminated after 54 holes: Houston Baptist, 900; Clemson, 903; New Mexico, 906; North Carolina St., 906; LSU, 907; Kentucky, 909. Eliminated after 36 holes: Wake Forest, 608; Illinois, 609; Ohio St., 609; Tulsa, 610; Virginia, 614; Southern Methodist, 616; Memphis, 622; Utah, 623; Hartford, 626; Temple, 635; St. John's (N.Y.), 638.

1989: 1. Oklahoma, 1,139; 2. Texas, 1,158; 3. Clemson, 1,160; 4. Oklahoma St., 1,162; 5. Arizona St., 1,166; 6. Arizona, 1,170; 7. Arkansas, 1,171; 8. (tie) LSU and UCLA, 1,173; 10. Georgia, 1,174; 11. Florida, 1,180; 12. East Tenn. St., 1,185; 13. North Carolina, 1,187; 14. Fresno St., 1,192; 15. La.-Lafayette, 1,194; 16. Florida St., 1,196; 17. UTEP, 1,197. Eliminated after 36 holes: Georgia Tech, 593; South Carolina, 593; Southern California, 593; Miami (Ohio), 594; Kansas, 595; Illinois, 596; Washington, 596; Nevada, 598; Houston, 599; UNLV, 600; North Carolina St., 603; Auburn, 609; Colorado, 609.

1990: 1. Arizona St., 1,155; 2. Florida, 1,157; 3. Arizona, 1,159; 4. Oklahoma St., 1,163; 5. (tie) Fresno St. and Oklahoma, 1,167; 7. North Carolina, 1,168; 8. Florida St., 1,169; 9. La.-Lafayette, 1,170; 10. Ohio St., 1,171; 11. Georgia Tech, 1,173; 12. Clemson, 1,174; 13. Southern California, 1,179; 14. North Carolina St., 1,181; 15. Georgia, 1,183; 16. UTEP, 1,186; 17. Duke, 1,195; 18. (tie) Kent St. and UNLV, 1,196; 20. Rice, 1,197; 21. UCF, 1,203; 22. Texas, 1,204; 23. Oregon, 1,206; 24. Miami (Ohio), 1,207; 25. (tie) Auburn and New Mexico, 1,208; 27. Miami (Fla.), 1,213; 28. Nevada, 1,220; 29. Wisconsin, 1,221; 30. Arkansas, 1,228.

1991: 1. Oklahoma St., 1,161; 2. North Carolina, 1,168; 3. Arizona St., 1,175; 4. Wake Forest, 1,180; 5. Brigham Young, 1,185; 6. Georgia Tech, 1,188; 7. Southern California, 1,190; 8. UNLV, 1,191; 9. (tie) Arkansas, Texas and UTEP, 1,192; 12. UCF, 1,195; 13. Clemson, 1,196; 14. North Carolina St., 1,197; 15. (tie) New Mexico, South Carolina and Stanford, 1,200; 18. (tie) Arizona and Northwestern, 1,201; 20. Florida, 1,206; 21. Oklahoma, 1,207; 22. Georgia, 1,210; 23. Southern Methodist, 1,212; 24. (tie) Ohio St. and UCLA, 1,215; 26. TCU, 1,216; 27. Rice, 1,218; 28. Miami (Ohio), 1,225; 29. Mississippi St., 1,227; 30. LSU, 1,228.

1992: 1. Arizona, 1,129; 2. Arizona St., 1,136; 3. Oklahoma St., 1,144; 4. UNLV, 1,150; 5. Georgia Tech, 1,151; 6. Texas, 1,152; 7. Florida, 1,155; 8. Arkansas, 1,156; 9. Stanford, 1,158; 10. New Mexico, 1,161; 11. Alabama, 1,163; 12. Clemson, 1,166; 13. Houston, 1,168; 14. Oklahoma, 1,171; 15. UCF, 1,184. Eliminated after 36 holes: TCU, 586; Virginia, 586; Wisconsin, 586; Fresno St., 586; San Jose St., 587; Brigham Young, 587; LSU, 588; North Carolina, 590; Wake Forest, 591; East Tenn. St., 592; Kent St., 592; Ohio St., 594; South Carolina, 595; UC Irvine, 606; Rice, 619.

1993: 1. Florida, 1,145; 2. Georgia Tech, 1,146; 3. North Carolina, 1,147; 4. Clemson, 1,153; 5. Texas, 1,156; 6. Arizona St., 1,162; 7. Arkansas, 1,169; 8. UNLV, 1,176; 9. Oklahoma, 1,177; 10. Duke, 1,179; 11. Wake Forest, 1,184; 12. Oklahoma St., 1,188; 13. Augusta St., 1,189; 14. La.-Lafayette, 1,190; 15. Kansas, 1,200. Eliminated after 36 holes: Arizona, 595; Auburn, 597; LSU, 597; UCLA, 597; Minnesota, 598; Ohio St., 598; Fresno St., 599; North Carolina St., 599; New Mexico, 601; Brigham Young, 605; New Mexico St., 613; Kent St., 616; Michigan St., 616; Alabama, 620; Pepperdine, 621.

1994: 1. Stanford, 1,129; 2. Texas, 1,133; 3. Florida, 1,136; 4. Arkansas, 1,138; 5. Oklahoma St., 1,140; 6. Georgia Tech, 1,145; 7. (tie) Auburn and UNLV, 1,149; 9. (tie) Arizona St. and Clemson, 1,151; 11. North Carolina, 1,154; 12. East Tenn. St., 1,158; 13. Kent St., 1,160; 14. Arizona, 1,165; 15. Wake Forest, 1,167. Eliminated after 36 holes: Florida St., 582; Fresno St., 585; Southern Methodist, 585; Houston, 589; Virginia Tech, 589; UC Santa Barb., 590; LSU, 591; New Mexico, 592; Colorado, 593; Oregon St., 594; San Jose St., 595; TCU, 596; Miami (Ohio), 598; Oklahoma, 598; Augusta St., 602.

1995: 1. *Oklahoma St., 1,156; 2. Stanford, 1,156; 3. Texas, 1,157; 4. Arizona St., 1,164; 5. Southern California, 1,165; 6. California, 1,166; 7. Florida St., 1,168; 8. (tie) North Carolina St. and Ohio St., 1,170; 10. Arizona, 1,171; 11. Tulsa, 1,176; 12. New Mexico, 1,182; 13. Florida, 1,184; 14. Houston, 1,186; 15. UNLV, 1,187. Eliminated after 36 holes: Auburn, 592; Kansas, 592; Tennessee, 592; North Carolina, 593; Clemson, 594; TCU, 595; Oklahoma, 596; Wake Forest, 596; Augusta St., 598; East Tenn. St., 599; Iowa, 600; Kent St., 603; New Mexico St., 605; Georgia Tech, 606; UTEP, 608.

1996: 1. Arizona St., 1,186; 2. UNLV, 1,189; 3. East Tenn. St., 1,204; 4. Stanford, 1,205; 5. Arizona, 1,207; 6. (tie) Florida and New Mexico, 1,212; 8. Oklahoma St., 1,215; 9. Southern California, 1,216; 10. San Jose St., 1,220; 11. Arkansas, 1,221; 12. Southern Methodist, 1,222; 13. Texas, 1,224; 14. Clemson, 1,227; 15. Kansas, 1,248. Eliminated after 36 holes: North Carolina, 608; North Carolina St., 610; Pacific (Cal.), 612; TCU, 612; Wake Forest, 612; Texas A&M, 614; South Carolina, 616; Tennessee, 617; Pepperdine, 618; Miami (Ohio), 622; Oklahoma, 622; Florida St., 623; Alabama, 627; Penn St., 630; Indiana, 636.

1997: 1. Pepperdine, 1,148; 2. Wake Forest, 1,151; 3. Clemson, 1,153; 4. Ohio St., 1,154; 5. (tie) Arizona St. and Oklahoma St., 1,156; 7. (tie) Northwestern and TCU, 1,158; 9. Houston, 1,160; 10. North Carolina, 1,167; 11. New Mexico, 1,169; 12. East Tenn. St., 1,170; 13. Texas A&M, 1,172; 14. Southern California, 1,173; 15. Florida, 1,175. Eliminated after 36 holes: Arkansas, 589; Auburn, 589; LSU, 590; San Jose St., 590; Texas, 591; South Carolina, 592; UNLV, 593; Drake, 594; Virginia, 594; Michigan, 597; Arizona, 598; UCLA, 598; Tennessee, 599; Duke, 605; Washington, 617.

1998: 1. UNLV, 1,118; 2. Clemson, 1,121; 3. Georgia Tech, 1,122; 4. Oklahoma St., 1,127; 5. Arizona St., 1,130; 6. Ohio St., 1,135; 7. Minnesota, 1,137; 8. (tie) UCLA and Houston, 1,142; 10. Auburn, 1,145; 11. South Carolina, 1,146; 12. TCU, 1,148; 13. Miami (Ohio), 1,151; 14. Florida, 1,154; 15. California, 1,155. Eliminated after 36 holes: New Mexico, 574; Georgia, 575; North Carolina St., 576; Northwestern, 577; Nebraska, 578; East Tenn. St., 579; Fresno St., 580; Southeastern La., 582; Kent St., 583; North Carolina, 585; UC Santa Barb., 589; Augusta St., 590; Oregon, 590; Oklahoma, 592; Arizona, 593.

1999: 1. Georgia, 1,180; 2. Oklahoma St., 1,183; 3. Northwestern, 1,188; 4. Washington, 1,189; 5. Arizona St., 1,192; 6. UNLV, 1,195; 7. Brigham Young, 1,196; 8. (tie) Clemson and Houston, 1,199; 10. North Carolina, 1,201; 11. Minnesota, 1,208; 12. Florida, 1,216; 13. East Tenn. St., 1,217; 14. Nebraska, 1,218; 15. Illinois, 1,219. Eliminated after 36 holes: Toledo, 613; California, 613; Duke, 614; Oregon, 614; South Carolina, 615; Arizona, 615; Kansas, 616; Colorado, 617; Mississippi, 618; Arkansas, 618; Colorado St., 618; Augusta St., 625; Georgia Tech, 626; San Diego St., 628; Richmond, 642.

2000: *1. Oklahoma St., 1,116; 2. Georgia Tech, 1,116; 3. Arizona, 1,118; 4. Houston, 1,122; 5. Texas, 1,125; 6. UNLV, 1,131; 7. Clemson, 1,133; 8. Northwestern, 1,139; 9. Kent St., 1,141; 10. North Carolina, 1,143; 11. TCU, 1,146; 12. Minnesota, 1,149; 13. Fresno St., 1,154; 14. Auburn, 1,161; 15. Wake Forest, 1,169. Eliminated after 36 holes: Arizona St., 299-290; Brigham Young, 299-294; California, 300-283; East Tenn. St., 286-297; Georgia St., 295-292; Georgia, 292-290; Kansas, 291-294; Mississippi St., 288-296; New Mexico, 286-298; North Fla., 294-296; Oklahoma, 294-294; Pepperdine, 295-293; Southern California, 299-300; Virginia, 299-290; Washington, 301-312.

2001: 1. Florida, 1,126; 2. Clemson, 1,144; 3. Arizona, 1,145; 4. Georgia Tech, 1,148; 5. Georgia, 1,152; 6. Arizona St., 1,162; 7. Augusta St., 1,164; 8. Virginia Tech, 1,165; 9. East Tennessee St., 1,167; 10. Wake Forest, 1,168; 11. Pacific (Cal.), 1,177;12. (tie) Oklahoma, Oregon St., and UAB, 1,179; 15. Southern Methodist, 1,190. Eliminated after 36 holes: Col. of Charleston, 590; UCLA, 591; Mississippi, 592; Toledo, 592; Houston, 593; Minnesota, 593; South Carolina, 593; Stanford, 593; Ga. Southern, 594; Oklahoma St., 594; Washington, 598; North Carolina St., 599; Purdue, 602; UC Irvine, 612; Kent St., 620.

2002: 1. Minnesota, 1,134; 2. Georgia Tech, 1,138; 3. (tie) Clemson and Texas, 1,142; 5. Augusta St., 1,143; 6. North Carolina St., 1,144; 7. Purdue, 1,145; 8. Pepperdine, 1,146; 9. (tie) Arizona and Tulsa, 1,150; 11. (tie) Florida, TCU and Washington, 1,152; 14. (tie) Colorado and Toledo, 1,153; 16. Oklahoma St., 1,154; 17. North Carolina, 1,155; 18. Illinois, 1,158; 19. Baylor, 1,160; 20. Virginia Tech, 1,161; 21. (tie) Fresno St. and Georgia, 1,162; 23. UNLV, 1,167; 24. (tie) Pacific (Cal.) and Texas Tech, 1,169; 26. New Mexico, 1,170; 27. UAB, 1,176; 28. (tie) Auburn and Ga. Southern, 1,182; 30. Va. Commonwealth, 1,191.

2003: 1. Clemson, 1,191; 2. Oklahoma St., 1,193; 3. UCLA, 1,197 ; 4. (tie) Wake Forest and Florida, 1,198 ; 6. Arizona St., 1,202 ; 7. Augusta St., 1,213; 8. Auburn, 1,215; 9. (tie) North Carolina and Texas, 1,216 ; 11. (tie) Georgia Tech and Washington, 1,218; 13. UNLV, 1,220; 14. Southern California, 1,221; 15. North Carolina St., 1,224; 16. Georgia, 1,226; 17. Arizona, 1,229; 18. Wichita St., 1,232; Eliminated after 54 holes; Duke, 920 ; Minnesota, 920; Illinois, 921; Oregon, 924; Tennessee, 925; New Mexico, 928; Vanderbilt, 930; Kentucky, 942; Arkansas, 947; Southern Methodist, 953; South Carolina, 955; San Diego St., 965.

**Won sudden-death playoff.*

Golf

DIVISION II

Photo by John Gress/NCAA Photo

Pfeiffer's Andrew McArthur hits an approach shot at the Crosswater Country Club in Sunriver, Oregon.

2003 Championships

Edited by Crissy Schluep.

Highlights

Francis Marion on top: In only its third appearance in the championships, Francis Marion played like a postseason veteran, winning the title May 20-23 at Crosswater Golf Club in Sunriver, Oregon.

Francis Marion led at the end of every round, building a three-stroke first-round lead to a 19-shot cushion entering the last round of the tournament. Rollins finished second in the team standings, followed by Cal State Stanislaus.

Francis Marion's win was a team effort, as only four shots (73-77) separated the five Patriot scores in the final round. In the final round, senior Matt Dura and junior Per Hallberg each posted a 1-over-par 73.

In the individual competition, Pfeiffer's Andrew McArthur shot 3 under on the last day to finish with a 279 and earn medalist honors.

For more, go to the June 9, 2003 issue of The NCAA News at www.ncaa.org.

Results

TEAM STANDINGS

1. Francis Marion 1,149*
2. Rollins 1,163
3. Cal St. Stanislaus 1,171
4. Cal St. Bakersfield.....1,172
5. Cal St. Chico 1,174
6. North Alabama 1,175
7. West Fla. 1,175
8. S.C.-Aiken 1,176
9. UC Davis.....1,179
10. UC-Colo. Spgs. 1,181
11. Western Wash. 1,184
12. Pfeiffer.....1,186
13. Central Okla.....1,189
14. Barton 1,211
15. Ferris St. 1,216
16. Washburn 1,218
17. Bryant 1,228
18. Millersville 1,282

** Fredrik Ohlsson, 70-72-69-74—285; Dylan Keylock, 68-70-71-77—286; Matt Dura, 73-73-72-73—291; Juan Pablo Bossi, 77-71-73-74—295; Per Halberg, 73-79-74-73—299.*

INDIVIDUAL LEADERS

(Par: 72-288)

1. Andrew McArthur, Pfeiffer, 72-69-69-69—279
2. Scott Usher, S.C.-Aiken, 71-65-72-73—281
3. Tommy Medina, Grand Canyon, 72-67-73-70—282
4. Bill Noon, Cal St. Bakersfield, 72-72-69-71—284
5. Fredrik Ohlsson, Francis Marion, 70-72-69-74—285
6. Dylan Keylock, Francis Marion, 68-70-71-77—286
7. Nick Cowper, Armstrong Atlantic, 72-72-70-74—288
   Matt Guyton, Clarion, 72-73-71-72—288
   Alex Smith, Rollins, 77-68-72-71—288
   Lee Stroever, Rollins, 75-73-73-67—288
11. Jon Olson, UC-Colo. Spgs., 68-73-73-75—289
    Jim Schafer, Cal St. Stanislaus, 71-74-73-71—289
13. Mark Hocking, UC-Colo. Spgs., 70-73-70-77—290
14. Matt Dura, Francis Marion, 73-73-72-73—291
15. Brian Benedictson, Cal St. Chico, 71-71-77-73—292
    Joe Christianson, West Fla., 75-70-73-74—292
    Bryan Sangid, S.C.-Aiken, 74-75-72-71—292
    Jay Westerlund, UC Davis, 76-73-72-71—292
19. Ben Daughan, Rollins, 78-70-73-72—293
    Jason Vaughn, North Ala., 79-72-70-72—293
21. Scott Gordon, UC Davis, 71-70-77-76—294
    J.J. Jakovac, Cal St. Chico, 74-71-76-73—294
    Stephen McNair, North Ala., 70-72-73-79—294
24. Luke Bennett, Western Wash., 70-74-74-77—295
    Matthew Berzovich, West Fla., 77-78-70-70—295
    Juan Pablo Bossi, Francis Marion, 77-71-73-74—295
    Courtney Faircloth, Barton, 74-76-72-73—295
    Tim Feenstra, Western Wash., 72-72-74-77—295
    Jess Stimack, Cal St. Chico, 75-71-75-74—295
30. Chance Cruson, Central Okla., 78-75-71-72—296
    Fredrik Lundberg, West Fla., 75-76-72-73—296
    Kevin Warrick, West Fla., 72-74-72-78—296

33. Andy Barnum, Cal St. Chico, 76-69-80-72—297
Derek Dultmeier, Washburn, 74-73-72-78—297
Andrew Pranger, Rollins, 73-76-71-77—297
Justin Regan, North Ala., 78-72-74-73—297
Eric Restrepo, UC Davis, 76-72-72-77—297
38. Chris Anderson, Western Wash., 74-77-74-73—298
Josh Immordino, Western Wash., 71-77-75-75—298
Kevin Klebe, Cal St. Bakersfield, 74-70-80-74—298
Jordan Stelmach, Pfeiffer, 78-72-74-74—298
Bill Sutt, Cal St. Stanisslaus, 72-74-71-81—298
Charlie Zinn, Cal St. Stanislaus, 76-66-80-76—298
44. Nicholas Babl, UC-Colo. Spgs., 75-73-76-75—299
Mark Baker, Cal St.Bakersfield, 74-78-76-71—299
Per Halberg, Francis Marion, 73-79-74-73—299
Chris Morgan, Cal St. Stanislaus, 73-74-74-78—299
Dave Patronik, Gannon, 72-77-75-75—299
Jonathan Spann, North Ala., 70-75-74-80—299
50. Donnie Keim, Central Okla., 74-78-71-77—300
Steven Rist, Central Okla., 79-76-73-72—300
52. Brett Borchers, UC Davis, 75-76-74-76—301
Dane Burkhart, S.C.-Aiken, 78-74-72-77—301
Ron Killmer, Cal St. Bakersfield, 75-73-75-78—301
Donnie Martin, Central Okla., 76-72-74-79—301
56. Kyle Long, Mo. Southern St., 76-76-74-76—302
Ryan Thornberry, Cal St. Stanislaus, 77-77-76-72—302
58. Tyler Averdick, Ferris St., 80-68-75-80—303
Will Cannon, Pfeiffer, 75-81-73-74—303
Nick Mason, Hawaii-Hilo, 79-79-76-69—303
Adam Neville, West Fla., 78-75-72-78—303
Patrick Simmer, Ferris St., 75-76-79-73—303
Jonathan Woodall, Barton, 77-72-78-76—303
64. Chris Starke, Central Okla., 77-79-75-73—304
Tony Orlandini, Cal St. Bakersfield, 76-72-76-80—304
66. Aaron Black, S.C.-Aiken, 78-77-76-74—305
David Cosper, Rollins, 82-75-72-76—305
Chris Kilkenny, UC Davis, 80-76-74-75—305
Jon McAlpin, North Ala., 74-80-74-77—305
Jim O'Connell, Bryant, 80-77-76-72—305
Paul Resner, Washburn, 78-73-79-75—305
Nick Van Etten, UC-Colo. Spgs., 74-76-78-77—305
73. Chris Taylor, Coker, 75-75-80-76—306
74. Keir McNicoll, Lynn, 78-79-79-71—307
Luke Stephan, Kennesaw St., 77-79-76-75—307
Dan Falcucci, Bryant, 83-69-80-75—307
77. Aaron Brown, Ferris St., 77-79-75-77—308
Jeremy Lederer, Ft. Lewis, 77-77-78-76—308
79. John Richer, Western Wash., 78-80-76-75—309
Matt Warnock, Washburn, 77-80-76-76—309
81. Ben Bridgers, Barton, 80-78-80-72—310
82. Wes Byers, S.C.-Aiken, 83-78-73-77—311
Chris Griffin, Ferris St., 77-78-72-84—311
Joe Johnson, Chico St., 78-76-76-81—311
85. Cam Hubbard, Washburn, 78-78-76-80—312
Luke Poulter, Pfeiffer, 81-79-79-73—312
87. Jason Clary, Bryant, 77-75-84-78—314
88. Pierre Goethals, Abilene Christian, 81-80-81-73—315
Erik Swenson, Bentley , 79-83-80-73—315
90. Craig Chapman, Bryant, 81-78-76-81—316
Mitch Flemming, Ferris St., 79-77-82-78—316
92. Chris Killiany, Millersville, 78-79-80-80—317
93. Rider Mozingo, Barton, 88-73-75-82—318
94. Brad Gordon, Millersville, 77-87-78-77—319
95. Dave Falcucci, Bryant, 79-86-77-78—320
Scott Micklewright, Millersville, 80-84-78-78—320
Russ Jones, Pfeiffer, 80-84-74-82—320
98. Mark Ruybalid, UC-Colo. Spgs., 83-81-76-82—322
99. Garrett Donavon, Washburn, 80-86-74-84—324
100. Trevor Pope, Millersville, 81-85-87-79—332
101. Adam Black, Millersville, 84-82-88-79—333
WD—Josh Talton, Barton, 79-WD-WD-76

History

Team Results

Year	Champion	Coach	Score	Runner-Up	Score	Host
1963	Southwest Mo. St.	A.J. McDonald	1,188	Aquinas	1,199	Southwest Mo. St.
1964	Southern Ill.	Lynn Holder	886*	San Diego St.	888	Southwest Mo. St.
1965	Middle Tenn.	E. K. Patty	1,157	Southern Ill.	1,202	Southwest Mo. St.
1966	Cal St. Chico	Hal Bishop	1,206	Lamar	1,207	Cal St. Chico
1967	Lamar	Dan Rogas	1,141	Murray St.	1,160	Murray St.
1968	Lamar	Dan Rogas	1,151	Middle Tenn.	1,192	Lamar
1969	Cal St. Northridge	Bill Cullum	1,231	Rollins	1,232	New Mexico
1970	Rollins	Joe Justice	1,195	Ga. Southern	1,205	Youngstown St.
1971	New Orleans	Robert Brown	1,198	Cal St. Northridge	1,202	Cal St. Chico
1972	New Orleans	Robert Brown	1,214	South Fla.	1,238	Williams
1973	Cal St. Northridge	Bill Cullum	1,180	South Fla.	1,196	UC Riverside
1974	Cal St. Northridge	Bill Cullum	1,205	UC Irvine	1,211	South Fla.
1975	UC Irvine	Jerry Hulbert	886**	Cal St. Northridge	891	Tenn.-Martin
1976	Troy St.	Mike Griffin	1,181	UC Irvine	1,212	Youngstown St.
1977	Troy St.	Mike Griffin	1,168	Rollins	1,179	Texas Southern
1978	Columbus St.	Mike Taylor	1,174	Troy St.	1,183	Fla. Southern
1979	UC Davis	Joe Carlson	1,194	Columbus	1,203	UC Davis
				Fla. Southern	1,203	
1980	Columbus St.	Arthur Land	1,178	Fla. Southern	1,181	Nicholls St.
1981	Fla. Southern	Charley Matlock	1,184	U.S. Int'l	1,219	Hartford
1982	Fla. Southern	Charley Matlock	1,181	Southwest Tex. St.	1,191	Fla. Southern
1983	Southwest Tex. St.	Bill Woodley	1,229	Troy St.	1,234	Calif. (Pa.)
1984	Troy St.	Mike Griffin	1,198	Fla. Southern	1,216	Gannon
1985	Fla. Southern	Charley Matlock	1,192	Stephen F. Austin	1,202	Sam Houston St.
1986	Fla. Southern	Charley Matlock	1,196	Columbus St.	1,207	Tampa
1987	Tampa	Chuck Winship	1,175	Columbus St.	1,180	Columbus St.
1988	Tampa	Chuck Winship	1,189	Fla. Southern	1,203	Truman
1989	Columbus St.	Earl Bagley	1,196	Valdosta St.	1,206	Gannon
1990	Fla. Southern	Charley Matlock	1,170	Columbus St.	1,196	Fla. Atlantic
1991	Fla. Southern	Charley Matlock	1,166	Columbus St.	1,190	Fla. Atlantic
1992	Columbus St.	Earl Bagley	1,144	Troy St.	1,176	Wofford
1993	Abilene Christian	Vince Jarrett	1,160	Columbus St.	1,165	Cal St. Stanislaus
1994	Columbus St.	Rick Cravens	1,175	North Fla.	1,179	North Fla.
1995	Fla. Southern	Charley Matlock	1,204	S.C.-Aiken	1,214	S.C.-Aiken
1996	Fla. Southern	Doug Gordin	1,178	S.C.-Aiken	1,187	Central Okla.
1997	Columbus St.	Scott Clark	1,149	North Fla.	1,153	Grand Canyon
1998	Fla. Southern	Doug Gordin	1,168	Columbus St.	1,175	Rollins
1999	Fla. Southern	Doug Gordin	1,125	S.C.-Aiken	1,157	Valdosta St.
2000	Fla. Southern	Doug Gordin	1,140	Cal St. Bakersfield	1,169	Cal St. Stanislaus
				Grand Canyon	1,169	
2001	West Fla.	Steve Fell	1,148	Fla. Southern	1,163	Grand Valley St.
2002	Rollins	Kyle Frakes	1,194	Cal St. Stanislaus	1,195	Rollins
2003	Francis Marion	Jonathan Burnett	1,149	Rollins	1,163	Sunriver, Oregon

**54-hole tournament. **Fourth round rained out.*
(Note: From 1963 to 1966, teams played two rounds on different courses. Par-71 tournaments held in 1967-70-76-77-78-85-88; all other championships par-72 tournaments.)

TEAM CHAMPIONSHIPS

Fla. Southern 11, Columbus St. 6, Cal St. Northridge 3, Troy St. 3, Lamar 2, New Orleans 2, Rollins 2, Tampa 2, Abilene Christian, UC Davis, UC Irvine, Cal St. Chico, Francis Marion, Middle Tenn., Southern Ill., Southwest Mo. St., Southwest Tex. St., West Fla., 1 each.

INDIVIDUAL CHAMPIONSHIPS

(Note: These totals include co-championships.)

Fla. Southern 6, Columbus St. 5, Cal St. Northridge 3, Middle Tenn. 2, Tampa 2, UC Riverside 2, Valdosta St. 2, Abilene Christian, Aquinas, Ark.-Little Rock, Ashland, Cal St. Chico, Cal St. Fullerton, Sacramento St., Cal St. San B'dino, Central Conn. St., Central Okla., East Tenn. St., Lamar, New Orleans, Pfeiffer, Portland St., Rollins, Stephen F. Austin, Troy St., UC Irvine, West Fla., 1 each.

Individual Records

LOWEST SCORE, ONE ROUND

64 (8-under-par)—Martin Lonardi, Columbus St., final round, 1992.

LOWEST SCORE, FOUR ROUNDS

273 (15-under-par)—Scott Householder, Cal St. San B'dino, 1997.

Team Records

(Note: Team score composed of low four individual scores each round.)

BEST SCORE (MOST UNDER PAR), FOUR ROUNDS

1,140 (12-under-par)—Fla. Southern, 2000 (Jeff Klauk 275, Alex Renard 285, Zoran Ilic 289, Wayne Roath 293, Steve Paramore 305).

Individual Champions

1963 Gary Head, Middle Tenn., 278
1964 John Kurzynowski, Aquinas, 212
1965 Larry Gilbert, Middle Tenn., 280
1966 Bob Smith, Sacramento St., 279
1967 Larry Hinson, East Tenn. St., 276

1968 Mike Nugent, Lamar, 280
1969 Mike Spang, Portland St., 297
Corky Bassler, Cal St. Northridge, 297
1970 Gary McCord, UC Riverside, 285
1971 Stan Stopa, New Orleans, 292
1972 Jim Hilderbrand, Ashland, 300

1973 Paul Wise, Cal St. Fullerton, 289
1974 Matt Bloom, UC Riverside, 294
1975 Jerry Wisz, UC Irvine, 211
1976 Mike Nicolette, Rollins, 286
1977 David Thornally, Ark.-Little Rock, 287

1978 Thomas Brannen, Columbus St., 282
1979 Tom Gleeton, Fla. Southern, 289
1980 Paul Perini, Troy St., 288
1981 Tom Patri, Fla. Southern, 293
1982 Vic Wilk, Cal St. Northridge, 288

1983 Greg Chapman, Stephen F. Austin, 296
1984 Greg Cate, Central Conn. St., 295
1985 Hugh Royer III, Columbus St., 286
1986 Lee Janzen, Fla. Southern, 281
1987 Jeff Leonard, Tampa, 280

1988 Jeff Leonard, Tampa, 287
1989 Brian Dixon, Columbus St., 294
1990 Bob Burns, Cal St. Northridge, 288
1991 Clete Cole, Columbus St., 287
1992 Diego Ventureira, Columbus St., 285

1993 Jeev Singh, Abilene Christian, 282
1994 Briny Baird, Valdosta St., 284
1995 Briny Baird, Valdosta St., 290
1996 Dax Johnston, Central Okla., 291
1997 Scott Householder, Cal St. San B'dino, 273

1998 Orjan Larsen, West Fla., 280
1999 Matt Saglio, Fla. Southern, 278
2000 Jeff Klauk, Fla. Southern, 275
2001 Steve Sokol, Fla. Southern, 286
2002 J.J. Jakovac, Cal St. Chico, 285
2003 Andrew McArthur, Pfeiffer, 279

All-Time Results

1963: 1. Southwest Mo. St., 1,188; 2. Aquinas, 1,199; 3. Cal St. Chico, 1,202; 4. Rollins, 1,204; 5. Worcester Tech, 1,218; 6. Knox, 1,268.

1964: 1. Southern Ill., 886; 2. San Diego St., 888; 3. Sacramento St., 889; 4. Southwest Mo. St., 904; 5. Murray St., 913; 6. Macalester, 915; 7. Butler, 918; 8. Regis (Colo.), 941; 9. Albany (N.Y.), 945; 10. Truman, 960; 11. St. Francis (Pa.), 964; 12. Rochester Inst., 966; 13. Augustana (Ill.), 975.

1965: 1. Middle Tenn., 1,157; 2. Southern Ill., 1,202; 3. Kenyon, 1,207; 4. Macalester, 1,208; 5. Lincoln (Mo.), 1,214; 6. Illinois St., 1,221; 7. Sacramento St., 1,225; 8. Loras, 1,228; 9. Augustana (Ill.), 1,247; 10. Lynchburg, 1,251; 11. Southwest Mo. St., 1,279.

1966: 1. Cal St. Chico, 1,206; 2. Lamar, 1,207; 3. Portland St., 1,222; 4. Sacramento St., 1,229; 5. East Tenn. St., 1,232; 6. St. Olaf, 1,255; 7. Cal St. Fullerton, 1,298.

1967: 1. Murray St., 1,160; 2. East Tenn. St., 1,175; 3. La.-Lafayette, 1,175; 4. Southern Ill., 1,186; 5. Illinois St., 1,189; 6. Rollins, 1,191; 7. Austin Peay, 1,193; 8. (tie) Cal St. Chico and Sewanee, 1,195; 10. Sacramento St., 1,196; 11. Portland St., 1,203; 12. Ball St., 1,204; 13. Long Beach St., 1,206; 14. Youngstown St., 1,208; 15. (tie) Northern Iowa and Southwest Mo. St., 1,219; 17. Denison, 1,227; 18. Indiana St., 1,233; 19. Parsons, 1,242; 20. Otterbein, 1,261; 21. Siena, 1,270.

1968: 1. Lamar, 1,151; 2. Middle Tenn., 1,192; 3. Austin Peay, 1,196; 4. Indiana St., 1,217; 5. Ball St., 1,221; 6. (tie) Sacramento St. and McNeese St., 1,223; 8. (tie) Illinois St. and Portland St., 1,225; 10. East Tenn. St., 1,229; 11. La.-Lafayette, 1,238; 12. Denison, 1,250; 13. Cal St. Chico, 1,251; 14. North Dakota, 1,258; 15. Youngstown St., 1,268; 16. Southwest Mo. St., 1,278; 17. Worcester Tech, 1,280; 18. Centenary (La.), 1,291; 19. West Chester, 1,292; 20. Puerto Rico, 1,487.

1969: 1. Cal St. Northridge, 1,231; 2. Rollins, 1,232; 3. UC Riverside, 1,238; 4. (tie) Eastern Mich. and Illinois St., 1,255; 6. Portland St., 1,258; 7. South Fla., 1,260; 8. Sacramento St., 1,268; 9. Tenn.-Martin, 1,270; 10. Cal St. Chico, 1,272; 11. Salem St., 1,279; 12. Mo.-Rolla, 1,280; 13. Youngstown St., 1,286; 14. Wesleyan (Conn.), 1,288; 15. (tie) Fort Lewis and Old Dominion, 1,289; 17. Oswego St., 1,301; 18. Louisiana Tech, 1,329; 19. Ohio Wesleyan, 1,332; 20. Rochester Inst., 1,350; 21. Ill.-Chicago, 1,384; 22. Augustana (Ill.), 1,385.

1970: 1. Rollins, 1,195; 2. Ga. Southern, 1,205; 3. Central Mich., 1,208; 4. UC Riverside, 1,211; 5. Youngstown St., 1,221; 6. Cal St. Northridge, 1,222; 7. New Haven, 1,225; 8. Cleveland St., 1,232; 9. UC Davis, 1,248; 10. Tenn.-Martin, 1,251; 11. La.-Lafayette, 1,252; 12. Salem St., 1,256; 13. North Dakota, 1,259; 14. Wooster, 1,261; 15. Akron, 1,263; 16. Denison, 1,265; 17. Central Conn. St., 1,268; 18. Eastern Mich., 1,269; 19. (tie) Amherst and Cal Poly, 1,270; 21. Moorhead St., 1,272; 22. Rochester Inst., 1,274; 23. (tie) Slippery Rock and SIU Edwardsville, 1,275; 25. Ohio Wesleyan, 1,276; 26. Sewanee, 1,277; 27. Drexel, 1,280; 28. Mt. St. Mary's, 1,286; 29. Oswego St., 1,290; 30. DePauw, 1,293; 31. Gannon, 1,295; 32. Bellarmine, 1,297; 33. Ashland, 1,298; 34. Oakland, 1,323; 35. Southwest Mo. St., 1,328; 36. Montclair St., 1,375.

1971: 1. New Orleans, 1,190; 2. Cal St. Northridge, 1,202; 3. Rollins, 1,210; 4. Houston Baptist, 1,214; 5. Cal St. Chico, 1,218; 6. (tie) Northeast La. and South Fla., 1,225; 8. Ga. Southern, 1,231; 9. La.-Lafayette, 1,234; 10. Sacramento St., 1,236; 11. Cal St. Fullerton, 1,241; 12. Eastern Mich., 1,242; 13. Tenn.-Martin, 1,243; 14. UC Davis, 1,245; 15. Central Conn. St., 1,246; 16. Cal Poly, 1,249; 17. Oswego St., 1,259; 18. Rochester Inst., 1,261; 19. Western Ill., 1,263; 20. Salem St., 1,270; 21. DePauw, 1,279; 22. Rhodes, 1,284; 23. (tie) UC Riverside and Youngstown St., 1,285; 25. (tie) Gannon and SIU Edwardsville, 1,286; 27. (tie) Babson and Wooster, 1,287; 29. Minn. St. Mankato, 1,290; 30. (tie) Plattsburgh St. and Southwest Mo. St., 1,293; 32. Mo.-St. Louis, 1,294; 33. Coast Guard, 1,319; 34. James Madison, 1,332.

1972: 1. New Orleans, 1,214; 2. South Fla., 1,238; 3. UC Riverside, 1,239; 4. Hobart, 1,240; 5. Houston Baptist, 1,244; 6. Eastern Mich., 1,247; 7. Colorado St.-Pueblo, 1,248; 8. Ashland, 1,251; 9. Central Conn. St., 1,255; 10. Babson, 1,256; 11. Western Ill., 1,260; 12. Cal St. Northridge, 1,262; 13. (tie) UC Davis and Williams, 1,264; 15. Indiana (Pa.), 1,268; 16. Slippery Rock, 1,275; 17. Salem St., 1,277; 18. Wooster, 1,279; 19. Eastern Ill., 1,281; 20. Fla. Southern, 1,282; 21. Nicholls St., 1,284; 22. Oswego St., 1,285; 23. (tie) Amherst and James Madison, 1,293; 25. (tie) Southern Conn. St. and Thiel, 1,295; 27. Ohio Wesleyan, 1,310; 28. Mo.-St. Louis, 1,325; 29. Wash. & Lee, 1,331; 30. Siena, 1,333; 31. C.W. Post, 1,359.

1973: 1. Cal St. Northridge, 1,180; 2. South Fla., 1,196; 3. Rollins, 1,197; 4. UC Irvine, 1,203; 5. UC Riverside, 1,213; 6. Cal St. Chico, 1,219; 7. (tie) Fla. Southern, Southeastern La. and Colorado St.-Pueblo, 1,228; 10. New Orleans, 1,231; 11. Cleveland St., 1,238; 12. Ashland, 1,239; 13. Eastern Ill., 1,241; 14. Wooster, 1,244; 15. Western St., 1,247; 16. Indiana (Pa.), 1,249; 17. SIU Edwardsville, 1,257; 18. Western Ill., 1,261; 19. (tie) Gannon, Hampden-Sydney and Salem St., 1,264; 22. Adams St., 1,266; 23. Sacramento St., 1,274; 24. Northern Iowa, 1,277; 25. Oswego St., 1,282; 26. Rochester Inst., 1,288; 27. Roanoke, 1,340.

1974: 1. Cal St. Northridge, 1,205; 2. UC Irvine, 1,211; 3. New Orleans, 1,219; 4. UC Riverside, 1,234; 5. Fla. Southern, 1,242; 6. Southeastern La., 1,243; 7. Columbus St., 1,244; 8. Indiana (Pa.), 1,246; 9. Cal St. Chico, 1,251; 10. Colorado St.-Pueblo, 1,252; 11. Wittenberg, 1,256; 12. Slippery Rock, 1,259; 13. Ashland, 1,265; 14. (tie) UC Davis and Tenn.-Martin, 1,268; 16. Western Ill., 1,270; 17. Hampden-Sydney, 1,271; 18. Salem St., 1,278; 19. (tie) George Mason and Wooster, 1,279; 21. SIU Edwardsville, 1,282; 22. Rochester Inst., 1,286; 23. DePauw, 1,295; 24. Oswego St., 1,298; 25. Akron, 1,300; 26. Bryant, 1,306; 27. Ohio Wesleyan, 1,315; 28. Western St., 1,318; 29. Scranton, 1,342; 30. Central Mo. St., 1,356; 31. Chicago St., 1,385.

1975: 1. UC Irvine, 886; 2. Cal St. Northridge, 891; 3. Rollins, 893; 4. UC Davis, 898; 5. Columbus St., 900; 6. Indiana (Pa.), 901; 7. Troy St., 904; 8. Fla. Southern, 909; 9. Delta St., 910; 10. SIU Edwardsville, 915; 11. Tenn.-Martin, 916; 12. Central Conn. St., 918; 13. Slippery Rock, 919; 14. New Orleans, 929; 15. Western Ill., 931; 16. Akron, 932; 17. (tie) Gannon and Southwest Mo. St., 936; 19. James Madison, 937; 20. Bryant, 946; 21. North Dakota, 957.

1976: 1. Troy St., 1,181; 2. UC Irvine, 1,212; 3. Cal St. Northridge, 1,213; 4. UC Davis, 1,214; 5. Delta St., 1,230; 6. Rollins, 1,232; 7. Ark.-Little Rock, 1,237; 8. Northern Iowa, 1,238; 9. Cal St. L.A., 1,239; 10. Edinboro, 1,240; 11. Central Conn. St., 1,242; 12. SIU Edwardsville, 1,243; 13. Western Ill., 1,245; 14. Indiana (Pa.), 1,248; 15. Western St., 1,250; 16. Youngstown St., 1,251; 17. Colorado St.-Pueblo, 1,254; 18. Akron, 1,258; 19. James Madison, 1,269; 20. Truman, 1,278.

1977: 1. Troy St., 1,168; 2. Rollins, 1,179; 3. Edinboro, 1,185; 4. Cal St. L.A., 1,190; 5. (tie) Ark.-Little Rock and Fla. Southern, 1,194; 7. Southeastern La., 1,202; 8. Nicholls St., 1,205; 9. SIU Edwardsville, 1,206; 10. (tie) Indiana (Pa.) and Western Ill., 1,210; 12. Central Conn. St., 1,212; 13. UC Irvine, 1,213; 14. Northern Iowa, 1,214; 15. Western Colo., 1,231; 16. (tie) Cal St. Chico and Central Mo. St., 1,247; 18. Columbus St., 1,256; 19. Akron, 1,263.

1978: 1. Columbus St., 1,174; 2. Troy St., 1,183; 3. Rollins, 1,185; 4. Cal St. Northridge, 1,186; 5. Fla.

Southern, 1,190; 6. Edinboro, 1,195; 7. (tie) UC Davis and Indiana (Pa.), 1,198; 9. Sacramento St., 1,201; 10. Southeastern La., 1,213; 11. Nicholls St., 1,214; 12. Northern Iowa, 1,215; 13. (tie) Ark.-Little Rock, SIU Edwardsville and Western Ill., 1,216; 16. Wright St., 1,228; 17. Southwest Mo. St., 1,232; 18. Southern Conn. St., 1,255; 19. Roanoke, 1,258; 20. Colorado St.-Pueblo, 1,260.

1979: 1. UC Davis, 1,194; 2. (tie) Columbus St. and Fla. Southern, 1,203; 4. (tie) Troy St. and Wright St., 1,212; 6. Florida Int'l, 1,214; 7. Indiana (Pa.), 1,215; 8. Nicholls St., 1,222; 9. Western Ill., 1,224; 10. SIU Edwardsville, 1,226; 11. Sacramento St., 1,230; 12. Northern Colo., 1,231; 13. Central Conn. St., 1,234; 14. Cal St. Northridge, 1,238; 15. Calif. (Pa.), 1,240; 16. Central Mo. St., 1,246; 17. Southern Conn. St., 1,247; 18. Central Okla., 1,249; 19. Minn. Duluth, 1,265.

1980: 1. Columbus St., 1,178; 2. Fla. Southern, 1,184; 3. Nicholls St., 1,184; 4. Troy St., 1,187; 5. Cal St. Northridge, 1,196; 6. Sacramento St., 1,200; 7. Rollins, 1,203; 8. Florida Int'l, 1,204; 9. Calif. (Pa.), 1,208; 10. SIU Edwardsville, 1,213; 11. UC Davis, 1,218; 12. Indiana (Pa.), 1,222; 13. Minn. Duluth, 1,223; 14. Central Mo. St., 1,234; 15. Western Ill., 1,248; 16. Colorado St.-Pueblo, 1,249; 17. Wright St., 1,250; 18. Central Conn. St., 1,252; 19. Fort Lewis, 1,291.

1981: 1. Fla. Southern, 1,184; 2. U.S. Int'l, 1,219; 3. (tie) Cal St. Northridge and Troy St., 1,221; 5. Minn. Duluth, 1,227; 6. Indiana (Pa.), 1,230; 7. Columbus St., 1,232; 8. Tampa, 1,235; 9. Southwest Tex. St., 1,236; 10. SIU Edwardsville, 1,239; 11. (tie) Calif. (Pa.) and Central Conn. St., 1,242; 13. UC Davis, 1,248; 14. Sacramento St., 1,252; 15. Florida Int'l, 1,262; 16. Central Mo. St., 1,267; 17. Wright St., 1,279; 18. Bryant, 1,292; 19. Hartford, 1,307.

1982: 1. Fla. Southern, 1,181; 2. Southwest Tex. St., 1,191; 3. Indiana (Pa.), 1,194; 4. Troy St., 1,196; 5. Cal St. Northridge, 1,197; 6. Sacramento St., 1,203; 7. Rollins, 1,209; 8. Jacksonville St., 1,210; 9. Central Conn. St., 1,236; 10. Minn. Duluth, 1,246; 11. Ferris St., 1,250.

1983: 1. Southwest Tex. St., 1,229; 2. Troy St., 1,234; 3. Columbus St., 1,239; 4. (tie) Fla. Southern and Indiana (Pa.), 1,247; 6. Central Conn. St., 1,248; 7. Gannon, 1,256; 8. Calif. (Pa.), 1,270; 9. (tie) UC Davis and SIU Edwardsville, 1,273; 11. Rollins, 1,277; 12. Cal St. Northridge, 1,281; 13. Bryant, 1,282; 14. Minn. Duluth, 1,286; 15. North Dakota, 1,297.

1984: 1. Troy St., 1,198; 2. Fla. Southern, 1,216; 3. Southwest Tex. St., 1,222; 4. Central Conn. St., 1,223; 5. Columbus St., 1,225; 6. UCF, 1,226; 7. Sam Houston St., 1,235; 8. UC Davis, 1,241; 9. Slippery Rock, 1,243; 10. Gannon, 1,248; 11. Indiana (Pa.), 1,252; 12. Sacramento St., 1,255; 13. Minn. St. Mankato, 1,282; 14. Minn. Duluth, 1,287; 15. SIU Edwardsville, 1,309.

1985: 1. Fla. Southern, 1,192; 2. Stephen F. Austin, 1,202; 3. (tie) Central Conn. St. and Columbus St., 1,203; 5. Sam Houston St., 1,205; 6. Troy St., 1,210; 7. Cal St. Dom. Hills, 1,230; 8. (tie) Indiana (Pa.) and Jacksonville St., 1,234; 10. Sacramento St., 1,240; 11. Minn. Duluth, 1,241; 12. Gannon, 1,260; 13. UC Davis, 1,276; 14. Slippery Rock, 1,287; 15. SIU Edwardsville, 1,300; 16. Truman, 1,344.

1986: 1. Fla. Southern, 1,196; 2. Columbus St., 1,207; 3. (tie) Cal St. Northridge and Troy St., 1,211; 5. Sam Houston St., 1,217; 6. Tampa, 1,219; 7. Fla. Atlantic, 1,227; 8. Sacramento St., 1,240; 9. Ferris St., 1,242; 10. Central Conn. St., 1,245; 11. Slippery Rock, 1,249; 12. Indiana (Pa.), 1,252; 13. Tenn.-Martin, 1,253; 14. Truman, 1,266; 15. Gannon, 1,296.

1987: 1. Tampa, 1,175; 2. Columbus St., 1,180; 3. Troy St., 1,181; 4. Sacramento St., 1,182; 5. Cal St. Northridge, 1,185; 6. Fla. Southern, 1,193; 7. Abilene Christian, 1,200; 8. Fla. Atlantic, 1,201; 9. UC Davis, 1,208; 10. Bryant, 1,209; 11. Wright St., 1,212; 12. (tie) SIU Edwardsville and Truman, 1,227; 14. Slippery Rock, 1,232; 15. Gannon, 1,259.

1988: 1. Tampa, 1,189; 2. Fla. Southern, 1,203; 3. Columbus St., 1,214; 4. Fla. Atlantic, 1,227; 5. Liberty, 1,232; 6. Troy St., 1,234; 7. Bryant, 1,235; 8. Cal St. Northridge, 1,243; 9. Slippery Rock, 1,244; 10. (tie) Eastern N.M. and Tenn.-Martin, 1,254; 12. UC Davis, 1,258; 13. Abilene Christian, 1,259; 14. Truman, 1,263; 15. Sacramento St., 1,265; 16. SIU Edwardsville, 1,283.

1989: 1. Columbus St., 1,196; 2. Valdosta St., 1,206; 3. Cal St. Northridge, 1,211; 4. Troy St., 1,223; 5. Fla. Southern, 1,231; 6. Abilene Christian, 1,232; 7. Jacksonville St., 1,233; 8. Rollins, 1,243; 9. Tenn.-Martin, 1,244; 10. Indiana (Pa.), 1,248; 11. Slippery Rock, 1,249; 12. Cal St. Dom. Hills, 1,250; 13. Bryant, 1,252; 14. Truman, 1,266; 15. Indianapolis, 1,270; 16. SIU Edwardsville, 1,273; 17. Gannon, 1,297.

1990: 1. Fla. Southern, 1,170; 2. Columbus St., 1,196; 3. Cal St. Northridge, 1,198; 4. Troy St., 1,208; 5. (tie) Cal St. Stanislaus and Cameron, 1,213; 7. Abilene Christian, 1,214; 8. Bryant, 1,225; 9. Slippery Rock, 1,239; 10. SIU Edwardsville, 1,241; 11. Fla. Atlantic, 1,248; 12. Jacksonville St., 1,249; 13. Wofford, 1,259; 14. Indiana (Pa.), 1,265; 15. Indianapolis, 1,266; 16. Tenn.-Martin, 1,274; 17. Truman, 1,275.

1991: 1. Fla. Southern, 1,166; 2. Columbus St., 1,190; 3. Abilene Christian, 1,198; 4. Troy St., 1,199; 5. (tie) Fla. Atlantic and Valdosta St., 1,204; 7. (tie) Bryant and Jacksonville St., 1,207; 9. Cal St. Stanislaus, 1,218; 10. Indiana (Pa.), 1,221; 11. Wofford, 1,223; 12. North Dakota St., 1,230; 13. UC Davis, 1,233; 14. Cameron, 1,234; 15. Tenn.-Martin, 1,243; 16. Indianapolis, 1,259; 17. Slippery Rock, 1,266.

1992: 1. Columbus St., 1,144; 2. Troy St., 1,176; 3. Fla. Southern, 1,181; 4. Jacksonville St., 1,192; 5. S.C.-Aiken, 1,197; 6. Abilene Christian, 1,202; 7. Valdosta St., 1,208; 8. Cal St. Stanislaus, 1,209; 9. Wofford, 1,210; 10. Grand Canyon, 1,214; 11. Cal St. San B'dino, 1,218; 12. (tie) Indiana (Pa.) and SIU Edwardsville, 1,224; 14. Ferris St., 1,230; 15. Mo.-St. Louis, 1,247; 16. Bryant, 1,248.

1993: 1. Abilene Christian, 1,160; 2. Columbus St., 1,165; 3. Fla. Southern, 1,167; 4. Cal St. Stanislaus, 1,170; 5. S.C.-Aiken, 1,173; 6. Valdosta St., 1,180; 7. Jacksonville St., 1,181; 8. Rollins, 1,182; 9. Troy St., 1,184; 10. Grand Canyon, 1,206; 11. Slippery Rock, 1,209; 12. Indiana (Pa.), 1,210; 13. Mo.-St. Louis, 1,210; 14. Bellarmine, 1,223; 15. Winona St., 1,224; 16. Central Okla., 1,232; 17. Bryant, 1,258.

1994: 1. Columbus St., 1,175; 2. North Fla., 1,179; 3. Rollins, 1,181; 4. Fla. Southern, 1,182; 5. S.C.-Aiken, 1,183; 6. Valdosta St., 1,192; 7. Cal St. Stanislaus, 1,195; 8. Cameron, 1,218; 9. Winona St., 1,240; 10. Central Mo. St., 1,241; 11. Abilene Christian, 1,243; 12. Ferris St., 1,252; 13. Wofford, 1,256; 14. Slippery Rock, 1,264; 15. Tampa, 1,266; 16. Colorado St.-Pueblo, 1,273; 17. Mass.-Lowell, 1,330.

1995: 1. Fla. Southern, 1,204; 2. S.C.-Aiken, 1,214; 3. Valdosta St., 1,219; 4. Rollins, 1,232; 5. Abilene Christian, 1,238; 6. Columbus St., 1,242; 7. North Fla., 1,243; 8. Cal St. Stanislaus, 1,244; 9. Slippery Rock, 1,248; 10. Central Okla., 1,252; 11. (tie) Central Mo. St. and Northern Ky., 1,261; 13. Catawba, 1,264; 14. Grand Canyon, 1,270; 15. Indianapolis, 1,271; 16. Indiana (Pa.), 1,288; 17. Bryant, 1,298.

1996: 1. Fla. Southern, 1,178; 2. S.C.-Aiken, 1,187; 3. Cameron, 1,189; 4. Cal St. Stanislaus, 1,195; 5. North Fla., 1,196; 6. Columbus St., 1,203; 7. Central Okla., 1,212; 8. Abilene Christian, 1,213; 9. Rollins, 1,217; 10. Valdosta St., 1,221; 11. Cal St. San B'dino, 1,225; 12. Northern Ky., 1,230; 13. (tie) Indianapolis and North Ala., 1,236; 15. UC Davis, 1,243; 16. Longwood, 1,244; 17. Southern Ind., 1,268; 18. Ferris St., 1,294.

1997: 1. Columbus St., 1,149; 2. North Fla., 1,153; 3. (tie) Cal St. San B'dino and Rollins, 1,164; 5. Abilene Christian, 1,171; 6. (tie) Central Okla. and S.C.-Aiken, 1,176; 8. Fla. Southern, 1,180; 9. Cal St. Stanislaus, 1,185; 10. Elon, 1,199; 11. High Point, 1,201; 12. Indianapolis, 1,209; 13. UC Davis, 1,218; 14. Oakland, 1,222; 15. Mo. Western St., 1,223; 16. Saginaw Valley, 1,225; 17. Ferris St., 1,233; 18. Slippery Rock, 1,249.

1998: 1. Fla. Southern, 1,168; 2. Columbus St., 1,175; 3. Cal St. San B'dino, 1,179; 4. West Fla., 1,181; 5. GC&SU, 1,185; 6. Valdosta St., 1,186; 7. UC Davis, 1,197; 8. Ferris St., 1,198; 9. Texas A&M-Commerce, 1,201; 10. Pfeiffer, 1,210; 11. Cal St. Bakersfield, 1,215; 12. Arkansas Tech, 1,224; 13. Cameron, 1,228; 14. Saginaw Valley, 1,231; 15. Francis Marion, 1,232; 16. Indiana (Pa.), 1,241; 17. Concord, 1,247; 18. Slippery Rock, 1,269.

1999: 1. Fla. Southern, 1,125; 2. S.C.-Aiken, 1,157; 3. West Fla., 1,159; 4. Valdosta St., 1,164; 5. Columbus St., 1,170; 6. Texas Wesleyan, 1,173; 7. Clayton St., 1,184; 8. Ferris St., 1,186; 9. Pfeiffer, 1,187; 10. Indianapolis, 1,192; 11. Western Wash., 1,197; 12. Grand Canyon, 1,201; 13. Cal St. Stanislaus, 1,205; 14. Indiana (Pa.), 1,210; 15. (tie) Cal St. Bakersfield and Central Okla., 1,212; 17. Charleston (W.Va.) 1,224; 18. Concord, 1,230.

2000: 1. Fla. Southern, 1,140; 2. (tie) Cal St. Bakersfield and Grand Canyon, 1169; 4. Cal St. Stanislaus, 1,176; 5. West Fla., 1,182; 6. (tie) Columbus St. and Western Wash., 1,183; 8. (tie) Ferris St. and UC Davis, 1,184; 10. GC&SU, 1,187; 11. (tie) Grand Valley St., S.C.-Aiken and Texas Wesleyan, 1,198; 14. North Ala., 1,201; 15. Charleston (W.Va.), 1,206; 16. Valdosta St., 1,221; 17. Glenville St., 1,255; 18. Mo.-St. Louis, 1,260.

2001: 1. West Florida, 1,148; 2. Florida Southern, 1,163; 3. Cal St. Stanislaus, 1,178; 4. Rollins, 1,179; 5. (tie) Cal St. Bakersfield and GC&SU, 1,190; 7. Pfeiffer, 1,201; 8. UC Davis, 1,206; 9. Cameron, 1,210; 10. Drury, 1,214; 11. Charleston (W.Va.), 1,225; 12. Mo.-St. Louis, 1,226; 13. Indianapolis, 1,229; 14. Valdosta St., 1,233; 15. East Central, 1,239; 16. (tie) Northern Kentucky and Northwood, 1,249; 18. Bryant, 1,250.

2002: 1. Rollins, 1,194; 2. Cal St. Stanislaus, 1,195; 3. Fla. Southern, 1,196; 4. North Ala., 1,202; 5. S.C.-Aiken, 1,203; 6. Cal St. Bakersfield, 1,205; 7. Kennesaw St., 1,206; 8. UC Davis, 1,209; 9. West Fla., 1,216; 10. Francis Marion, 1,219; 11. Pfeiffer, 1,226; 12. Central Mo. St., 1,227; 13. Ferris St., 1,238; 14. Central Okla., 1,239; 15. Cameron, 1,243; 16. UC-Colo. Spgs., 1,245; 17. Charleston (W.Va.), 1,246; 18. Bryant, 1,312.

2003: 1. Francis Marion, 1,149; 2. Rollins, 1,163; 3. Cal St. Stanislaus, 1,171; 4. Cal St. Bakersfield, 1,172; 5. Cal St. Chico, 1,174; 6. (tie) North Ala. and West Fla., 1,175; 8. S.C.-Aiken, 1,176; 9. UC Davis ,1,179; 10. UC-Colo. Spgs., 1,181; 11. Western Wash., 1,184; 12. Pfeiffer, 1,186; 13. Central Okla., 1,189; 14. Barton, 1,211; 15. Ferris St., 1,216; 16. Washburn, 1,218; 17. Bryant, 1,228; 18. Millersville, 1,282.

Golf

DIVISION III

Photo by Stephan Nowland/NCAA Photo

Individual champion Janne Mommo helped lead Averett to the team title.

2003 Championships

Edited by Crissy Schluep.

Highlights

First for Averett: Averett claimed its first national championship in a team sport with a win at May 12-15 at Ohio Wesleyan. Averett senior Janne Mommo also won the individual title.

Averett began the final day nine shots behind Wesley and was still behind by six strokes midway through the last round when an 83-minute rain delay ensued. The Cougars stormed to the lead after the break, shooting one over par and capturing the title by five strokes. The Cougars shot a final-round 284, 15 strokes better than Wesley's fourth-round total.

Mommo won the individual title by three shots over Nathan Proshek of St. John's (Minnesota). Mommo's card included a course-record 65 in the second round.

For more, go to the May 26, 2003 issue of The NCAA News at www.ncaa.org.

Results

TEAM STANDINGS

1. Averett 1,175*
2. Wesley.....1,180
3. Ohio Wesleyan.....1,184
   St. John's (Minn.).....1,184
5. Methodist.....1,188
6. Gust. Adolphus.....1,190
   Oglethorpe 1,190
8. Redlands.....1,191
9. Denison 1,192
10. Wis.-Eau Claire 1,199
11. Central (Iowa) 1,204
12. Greensboro.....1,207
13. Muskingum 1,208
14. Texas-Dallas 1,209
15. Emory.....1,214
16. Williams 1,217
17. Guilford.....1,223
18. Trinity (Tex.) 1,228
19. Allegheny 1,237
20. Skidmore 1,242
21. La Verne 1,248
22. St. Lawrence 1,257
23. Susquehanna 1,260

**Janne Mommo, 75-65-69-72—281; Toni Karjalainen, 71-73-72-72—288; Jeff Johnston, 78-77-80-70—305; Craig Hosie, 79-76-80-71—306; Bret Efird, 81-77-75-73—306.*

INDIVIDUAL LEADERS

(Par: 71-284)

1. Janne Mommo, Averett, 75-65-69-72—281
2. Nathan Proshek, St. John's (Minn.), 74-69-6-9-72—284
3. Toni Karjalainen, Averett, 71-73-72-72—288
4. Adam Horton, Methodist, 73-71-72-73—289
   Neil Johnson, Gust. Adolphus, 74-76-69-70—289
   Zac Oakley, Wesley, 75-70-72-72—289
7. Fred Waddell, Denison, 75-75-69-71—290
8. Sammy Schmitz, St. John's (Minn.), 77-77-69-68—291
9. Jordan Bailey, Redlands, 74-72-71-75—292
10. Mark Christensen, Wis.-Eau Claire, 79-73-70-71—293
    Craig Eckerle, Denison, 76-68-71-78—293
12. Anthony Apolostico, Wesley, 70-77-70-77—294
    Luke Benoit, Gust. Adolphus, 73-72-77-72—294
    Chris Summers, Oglethorpe, 78-72-70-74—294
15. Chad Poling, Ohio Wesleyan, 75-76-72-72—295
    Ryan Quinn, Wis.-Eau Claire, 74-74-73-74—295
    Simon Thompson, Trinity (Tex.), 73-71-74-77—295
    Brandon White, Greensboro, 74-77-69-75—295
19. Joe Green, Oglethorpe, 76-77-70-73—296
    Ryan Lescalleet, Muskingum, 75-69-77-75—296
    Scott Maurer, Texas-Dallas, 78-70-72-76—296
    Chris Noll, Wesley, 74-74-70-78—296
    Jay Tilton, Ohio Wesleyan, 76-73-73-74—296
    Trevor Young, Redlands, 75-75-73-73—296
25. Robert Miller, Oglethorpe, 77-77-75-68—297
26. Kyle Fredrickson, St. John's (Minn.), 75-74-72-77—298
    Adam Pry, Ohio Wesleyan, 79-75-70-74—298
28. Evan Nash, Texas-Dallas, 75-72-80-72—299
    Nick Obie, Redlands, 80-75-71-73—299
    Jason Scherr, Emory, 78-72-77-72—299
31. Ryan Dorff, Otterbein, 79-75-73-73—300
    Chris Lowman, Guilford, 78-75-71-76—300

Justin Tulk, Grove City, 75-75-74-76—300
34. Rich Bamber, Methodist, 80-74-71-76—301
Peyton Cook, Texas-Dallas, 74-79-73-75—301
Adam Lescalleet, Muskingum, 81-76-72-72—301
Justin Schroeder, Ohio Wesleyan, 80-79-71-71—301
Matt Slovitt, Williams, 75-77-74-75—301
39. Kyle Maten, Central (Iowa), 77-73-74-78—302
John Pezdek, St. Lawrence, 78-76-74-74—302
Ben Rathfon, Allegheny, 77-74-72-79—302
Eduardo Razetto, Emory, 75-77-72-78—302
43. Jonathan Dudley, Greensboro, 78-74-73-78—303
Nick Grossman, Central (Iowa), 81-75-71-76—303
David Mihm, Williams, 78-73-73-79—303
Dave Patterson, Guilford, 73-75-73-82—303
James Stewart, Methodist, 76-77-74-76—303
48. Bill Halan, Denison, 78-78-74-74—304
Rocky Manning, Greensboro, 81-76-74-73—304
Patrick McElyea, Central (Iowa), 75-74-79-76—304
Jeremy Meade, Ohio Wesleyan, 82-77-75-70—304
Keith Rourke, Emory, 78-78-72-76—304
Mike Townsend, Methodist, 82-74-70-78—304
54. Greg Hanna, Methodist, 81-80-73-71—305
Jeff Johnston, Averett, 78-77-80-70—305
Adam Klein, Denison, 74-75-78-78—305
57. Bret Efird, Averett, 81-77-75-73—306
Aaron Flink, Williams, 83-74-71-78—306
Craig Hosie, Averett, 79-76-80-71—306
Grant Lissick, Wis.-Eau Claire, 80-81-71-74—306
61. Lee Lyon, Skidmore, 76-75-81-75—307
62. Jake Sand, Gust. Adolphus, 77-82-71-78—308
R.J. Scholl, Redlands, 77-76-73-82—308
Will Sicks, Williams, 77-76-77-78—308
65. Matt Bley, Trinity (Tex.), 76-75-78-80—309
Steve Datt, Susquehanna, 84-75-75-75—309
Trent Erb, Oglethorpe, 79-80-78-72—309
Brian Higgins, Muskingum, 80-76-72-81—309
John Krumpotich, Susquehanna, 81-77-75-76—309
Chase Mallory, Muskingum, 82-74-73-80—309
Dan Suedbeck, Gust. Adolphus, 80-79-71-79—309
Jake Pearson, Central (Iowa), 80-72-75-82—309
Ryan Wilson, Greensboro, 81-73-80-75—309
74. Brent Borgstahl, Gust. Adolphus, 79-73-78-80—310
Darren Eades, Allegheny, 79-79-74-78—310
Charles Kromann, Skidmore, 81-75-77-77—310
Andy Smith, Wis.-Eau Claire, 76-80-76-78—310
78. Corey Garner, Oglethorpe, 80-79-73-79—311
Joe Skovron, La Verne, 79-79-72-81—311
80. Jeff Dunn, Linfield, 80-82-74-76—312
Doug Green, La Verne, 75-79-78-80—312
Jeff Osberg, Guilford, 80-86-79-75—312
Blake Swango, Millikin, 80-79-79-74—312
84. Bill Conroy, Wis.-Eau Claire, 80-76-78-79—313
Ross Morgan, Skidmore, 79-77-78-79—313
Joey Murray, La Verne, 80-76-78-79—313
Joe Smith, Muskingum, 83-79-73-78—313
88. Neil Cohen, Trinity (Tex.), 80-80-68-86—314
Adam Frank, Wesley, 73-81-75-85—314
Andrew Garcia, La Verne, 77-81-75-81—314
Roy King, Allegheny, 79-84-79-72—314
Jeff Osby, Central (Iowa), 72-81-77-77—314
Josh Sherlin, St. John's (Minn.), 81-80-77-76—314
94. Ben Bates, Skidmore, 80-78-79-78—315
Brock Cerklefskie, Wesley, 79-89-75-72—315
Chris Fitze, Emory, 80-83-78-74—315
Mike Lebow, Emory, 82-79-76-78—315
98. Aaron James, Guilford, 85-74-80-77—316
Joe Keniston, St. Lawrence, 78-82-76-80-78—316
100. Ben Beyer, Trinity (Tex.), 81-80-80-76—317
Matt Hubbard, Susquehanna, 79-76-76-86—317
102. Jim Becker, Redlands, 86-80-75-78—319
Chip Campbell, Wash. & Lee, 78-84-77-80—319
Ben Goodman, St. John's (Minn.), 88-79-75-77—319
Pete Wilson, St. Lawrence, 84-83-74-78—319
106. David Lester, Allegheny, 81-78-75-86—320
Michael Stiller, Skidmore, 82-79-78-81—320
Clayton Houser, Texas-Dallas, 89-74-75-82—320
109. Brian Sparks, Trinity (Tex.), 82-76-78-85—321
110. Patrick Keating, Allegheny, 80-79-80-83—322
Brant Stovall, Guilford, 82-83-77-80—322
Sergio Turbay, Greensboro, 82-83-76-81—322
113. Drew Burdick, St. Lawrence, 85-79-79-80—323
114. Max Montgelas, Williams, 82-80-79-84—325
Buddy Yarger, Susquehanna, 81-82-81-81—325
116. Mike Whalley, St. Lawrence, 85-80-81-81—327
Dustin Wisener, Texas-Dallas, 82-80-82-83—327
118. John Dewitt, Denison, 84-84-80-80—328
119. James Pearce, La Verne, 84-84-83-79—330
120. Ryan Reid, Susquehanna, 88-87-89-91—355

History

Team Results

Year	Champion	Coach	Score	Runner-Up	Score	Host
1975	Wooster	Robert Nye	907	Hampden-Sydney	909	Tenn.-Martin
1976	Cal St. Stanislaus	Jim Hanny	1,221	Ashland	1,228	Wittenberg
1977	Cal St. Stanislaus	Jim Hanny	1,222	Mass.-Dartmouth	1,225	Kenyon
1978	Cal St. Stanislaus	Jim Hanny	1,223	Allegheny	1,232	Wooster
1979	Cal St. Stanislaus	Jim Hanny	1,269	Slippery Rock	1,318	Hampden-Sydney
1980	Cal St. Stanislaus	Jim Hanny	1,156	Ramapo	1,177	Central (Iowa)
1981	Cal St. Stanislaus	Jim Hanny	1,262	Roanoke	1,265	Greensboro
1982	Ramapo	Vince Nardiello	1,200	Cal St. Stanislaus	1,201	Wittenberg
1983	Allegheny	Norm Sundstrom	1,229	Ramapo	1,231	Wooster
1984	Cal St. Stanislaus	Jim Hanny	1,210	Methodist	1,216	Oswego St.
1985	Cal St. Stanislaus	Jim Hanny	1,211	UC San Diego	1,213	Rochester
1986	Cal St. Stanislaus	Jim Hanny	1,208	UC San Diego	1,217	King's (Pa.)
1987	Cal St. Stanislaus	Jim Hanny	1,200	UC San Diego	1,214	Ohio Wesleyan
1988	Cal St. Stanislaus	Jim Hanny	888	Greensboro	914	Greensboro
1989	Cal St. Stanislaus	Jim Hanny	1,202	Methodist	1,210	Central (Iowa)
1990	Methodist	Steve Conley	1,172	Gust. Adolphus	1,202	Emory
				Ohio Wesleyan	1,202	
1991	Methodist	Steve Conley	1,209	Gust. Adolphus	1,224	Neb. Wesleyan
1992	Methodist	Steve Conley	1,200	Gust. Adolphus	1,213	Wooster
1993	UC San Diego	Mike Wydra	1,190	Ohio Wesleyan	1,202	UC San Diego
1994	Methodist	Steve Conley	1,177	UC San Diego	1,201	Methodist
1995	Methodist	Steve Conley	899	Otterbein	917	Rose-Hulman
1996	Methodist	Steve Conley	1,184	Skidmore	1,186	Skidmore
1997	Methodist	Steve Conley	1,191	Greensboro	1,226	Otterbein
1998	Methodist	Steve Conley	1,143	Otterbein	1,179	Emory
1999	Methodist	Steve Conley	1,190	UC San Diego	1,217	Williams
2000	Greensboro	Robert Linville	881	Methodist	882	Olivet
2001	Wis.-Eau Claire	Todd Oehrlien	1,162	Guilford	1,163	Maryville (Mo.)
2002	Guilford	Jack Jensen	1,212	Greensboro	1,218	Neb. Wesleyan
2003	Averett	Jim Gourlay	1,175	Wesley	1,180	Ohio Wesleyan

(Notes: The following were rained out—fourth round of 1975, first round of 1988, second round of 1995 and fourth round of 2000. A par-71 tournament was held in 1986, 1988, 2000, 2001, 2002, 2003. All other championships were par-72 tournaments.)

TEAM CHAMPIONSHIPS

Cal St. Stanislaus 12, Methodist 9, Allegheny, Averett, Greensboro, Guilford, Ramapo, UC San Diego, Wis.-Eau Claire, Wooster, 1 each.

INDIVIDUAL CHAMPIONSHIPS

Methodist 8, Cal St. Stanislaus 5, Allegheny, Averett, Central (Iowa), Chris. Newport, Emory, Greensboro, Gust. Adolphus, Hampden-Sydney, Mass.-Dartmouth, UNC Greensboro, Oswego St., Redlands, UC San Diego, Wesley, Worcester Tech, 1 each.

Individual Records

LOWEST SCORE – STROKES, ONE ROUND

65 (6-under-par)—Janne Mommo, Averett, second round, 2003.

LOWEST SCORE – UNDER PAR, ONE ROUND

65 (6-under par)—Janne Mommo, Averett, second round, 2003; 66 (6-under-par)—Jon Lindquist, Gust. Adolphus, final round, 1992; Mike Adamson, Methodist, final round, 1996; Mike Adamson, Methodist, second round, 1997.

LOWEST SCORE, FOUR ROUNDS

283 (5-under-par)—Jon Lindquist, Gust. Adolphus, 1992; Chad Collins, Methodist, 1998.

Team Records

(Note: Team score composed of low four individual scores each round.)

BEST SCORE (MOST UNDER PAR), FOUR ROUNDS

1,143 (9-under-par)—Methodist, 1998 (Chad Collins, 283; Brett Carman, 284; Brion McLaughlin, 285; Chris Eaves, 301; Pete Barron, 304).

Individual Champions

1975 Charles Baskervill, Hampden-Sydney, 223
1976 Dan Lisle, Cal St. Stanislaus, 298
1977 David Downing, Mass.-Dartmouth, 296
1978 Jim Quinn, Oswego St., 299
1979 Mike Bender, Cal St. Stanislaus, 312

1980 Mike Bender, Cal St. Stanislaus, 286
1981 Ryan Fox, N.C.-Greensboro, 306
1982 Cliff Smith, Cal St. Stanislaus, 295
1983 Matt Clarke, Allegheny, 297
1984 Bob Osborne, Redlands, 294

1985 Brian Goldsworthy, Central (Iowa), 297
1986 Eric Meerbach, Worcester Tech, 296
1987 Pat Weishan, UC San Diego, 289
1988 Glenn Andrade, Cal St. Stanislaus, 218
1989 John McCullough, Methodist, 295

1990 Rob Pilewski, Methodist, 289
1991 Lee Palms, Emory, 300
1992 Jon Lindquist, Gust. Adolphus, 283
1993 Ryan Jenkins, Methodist, 294
1994 Scott Scovil, Chris. Newport, 289

1995 Ryan Jenkins, Methodist, 218
1996 Mike Adamson, Methodist, 285
1997 Brion McLaughlin, Methodist, 297
1998 Chad Collins, Methodist, 283
1999 Chad Collins, Methodist, 284

2000 Kevin O'Connell, Greensboro, 211
2001 Chad Collins, Methodist, 281
2002 Chris Noll, Wesley, 293
2003 Janne Mommo, Averett, 281

All-Time Results

1975: 1. Wooster, 907; 2. Hampden-Sydney, 909; 3. Trinity (Tex.), 916; 4. Ashland, 928; 5. Cal St. Chico, 932; 6. Rowan, 935; 7. Wittenberg, 936; 8. Rochester, 939; 9. Salem St., 939; 10. Monmouth (Ill.), 943; 11. Plattsburgh St., 950; 12. Oswego St., 952; 13. Hillsdale, 959; 14. Luther, 968; 15. Greensboro, 969; 16. Thiel, 985.

1976: 1. Cal St. Stanislaus, 1,221; 2. Ashland, 1,228; 3. DePauw, 1,229; 4. Wooster, 1,232; 5. Mass.-Dartmouth, 1,233; 6. Hampden-Sydney, 1,236; 7. (tie) Oswego St. and Rochester Inst., 1,242; 9. (tie) Salem St. and Wittenberg, 1,243; 11. Ohio Wesleyan, 1,248; 12. Muskingum, 1,249; 13. Lynchburg, 1,252; 14. Wilkes, 1,255; 15. Millikin, 1,257; 16. McDaniel, 1,263; 17. Ramapo, 1,266; 18. Cortland St., 1,274; 19. Central (Iowa), 1,279; 20. Coe, 1,282; 21. Coast Guard, 1,295.

1977: 1. Cal St. Stanislaus, 1,222; 2. Mass.-Dartmouth, 1,225; 3. Wooster, 1,227; 4. Allegheny, 1,229; 5. Slippery Rock, 1,234; 6. Ashland, 1,237; 7. Wash. & Lee, 1,241; 8. Rochester Inst., 1,242; 9. Oswego St., 1,246; 10. Salem St., 1,256; 11. Lynchburg, 1,258; 12. Wittenberg, 1,260; 13. Pomona-Pitzer, 1,261; 14. DePauw, 1,264; 15. Rowan, 1,276; 16. Ohio Wesleyan, 1,288; 17. Neb. Wesleyan, 1,293; 18. Kenyon, 1,296; 19. Capital, 1,303; 20. Central (Iowa), 1,304.

1978: 1. Cal St. Stanislaus, 1,223; 2. Allegheny, 1,232; 3. Ramapo, 1,249; 4. Slippery Rock, 1,264; 5. Rochester Inst., 1,270; 6. (tie) Ohio Wesleyan and Oswego St., 1,272; 8. Wooster, 1,273; 9. Monmouth (Ill.), 1,284; 10. Redlands, 1,287; 11. Trinity (Tex.), 1,288; 12. Salem St., 1,289; 13. Greensboro, 1,292; 14. DePauw, 1,295; 15. McDaniel, 1,308; 16. Augustana (Ill.), 1,309; 17. Central (Iowa), 1,324; 18. Neb. Wesleyan, 1,330; 19. Muskingum, 1,345.

1979: 1. Cal St. Stanislaus, 1,269; 2. Slippery Rock, 1,318; 3. Allegheny, 1,324; 4. Ramapo, 1,330; 5. Ohio Wesleyan, 1,343; 6. Salem St., 1,345; 7. Lynchburg, 1,348; 8. Rochester, 1,352; 9. Redlands, 1,355; 10. Augustana (Ill.), 1,358; 11. Wash. & Lee, 1,369; 12. Oswego St., 1,381; 13. (tie) DePauw and Hampden-Sydney, 1,386; 15. Ashland, 1,395; 16. Lebanon Valley, 1,398; 17. Trinity (Tex.), 1,408; 18. Buena Vista, 1,411; 19. Monmouth (Ill.), 1,416; 20. Capital, 1,419.

1980: 1. Cal St. Stanislaus, 1,156; 2. Ramapo, 1,177; 3. Allegheny, 1,187; 4. Capital, 1,196; 5. Greensboro, 1,200; 6. (tie) Lynchburg and Salem St., 1,207; 8. Buena Vista, 1,208; 9. Wooster, 1,211; 10. Denison, 1,213; 11. Oswego St., 1,214; 12. DePauw, 1,220; 13. Augustana (Ill.), 1,230; 14. Central (Iowa), 1,235; 15. Lebanon Valley, 1,236; 16. Monmouth (Ill.), 1,237; 17. (tie) Buffalo and Ohio Wesleyan, 1,240; 19. Olivet, 1,245; 20. Pomona-Pitzer, 1,272.

1981: 1. Cal St. Stanislaus, 1,262; 2. Roanoke, 1,265; 3. Ramapo, 1,278; 4. Allegheny, 1,285; 5. Greensboro, 1,288; 6. Methodist, 1,290; 7. Rochester Inst., 1,295; 8. Salem St., 1,306; 9. Central (Iowa), 1,311; 10. DePauw, 1,317; 11. Ohio Wesleyan, 1,318; 12. Wittenberg, 1,337; 13. Salisbury, 1,346; 14. Oswego St., 1,347; 15. Wis.-Whitewater, 1,362; 16. Buena Vista, 1,369; 17. Augustana (Ill.), 1,370.

1982: 1. Ramapo, 1,200; 2. Cal St. Stanislaus, 1,201; 3. Methodist, 1,208; 4. Allegheny, 1,209; 5. Ohio Wesleyan, 1,221; 6. Greensboro, 1,227; 7. Luther, 1,233; 8. Capital, 1,237; 9. UC San Diego, 1,240; 10. Central (Iowa), 1,242; 11. Denison, 1,245; 12. Wittenberg, 1,246; 13. Babson, 1,248; 14. Wooster, 1,251; 15. DePauw, 1,254; 16. Rochester, 1,257; 17. FDU-Florham, 1,260; 18. King's (Pa.), 1,269; 19. Salem St., 1,272; 20. Oswego St., 1,283.

1983: 1. Allegheny, 1,229; 2. Ramapo, 1,231; 3. Methodist, 1,235; 4. Cal St. Stanislaus, 1,237; 5. Ohio Wesleyan, 1,242; 6. Central (Iowa), 1,249; 7. Neb. Wesleyan, 1,250; 8. Worcester St., 1,251; 9. Wooster, 1,252; 10. Greensboro, 1,253; 11. Wittenberg, 1,257; 12. (tie) Salem St. and Wis.-Whitewater, 1,263; 14. Capital, 1,267; 15. UC San Diego, 1,269; 16. Rochester Inst., 1,284; 17. Sewanee, 1,286; 18. Oswego St., 1,303; 19. York (Pa.), 1,314.

1984: 1. Cal St. Stanislaus, 1,210; 2. Methodist, 1,216; 3. (tie) Ramapo and Worcester St., 1,219; 5. Greensboro, 1,226; 6. Central (Iowa), 1,238; 7. Neb. Wesleyan, 1,239; 8. Rochester, 1,257; 9. Allegheny, 1,259; 10. Salem St., 1,262; 11. Lynchburg, 1,263; 12. Wittenberg, 1,266; 13. Wooster, 1,268; 14. UC San Diego, 1,269; 15. Montclair St., 1,270; 16. (tie) Denison and Millikin, 1,272; 18. Ohio Wesleyan, 1,277; 19. Centre, 1,308; 20. Oswego St., 1,313; 21. Frank. & Marsh., 1,320.

1985: 1. Cal St. Stanislaus, 1,211; 2. UC San Diego, 1,213; 3. Millikin, 1,214; 4. Methodist, 1,216; 5. (tie) Central (Iowa) and Gust. Adolphus, 1,221; 7. (tie) Neb. Wesleyan and Rochester, 1,222; 9. Wooster, 1,223; 10. (tie) Allegheny, Ramapo and Salem St., 1,232; 13. Lynchburg, 1,233; 14. Wis.-Whitewater, 1,240; 15. Greensboro, 1,247; 16. Wittenberg, 1,252; 17. Wis.-Oshkosh, 1,257; 18. Frank. & Marsh., 1,260; 19. Denison, 1,263.

1986: 1. Cal St. Stanislaus, 1,208; 2. UC San Diego, 1,217; 3. Gust. Adolphus, 1,221; 4. Ohio Wesleyan, 1,222; 5. Greensboro, 1,228; 6. Salem St., 1,229; 7. Methodist, 1,231; 8. Wooster, 1,236; 9. Allegheny, 1,240; 10. (tie) Millikin and Wittenberg, 1,244; 12. Central (Iowa), 1,250; 13. Ramapo, 1,251; 14. Neb. Wesleyan, 1,253; 15. Rochester, 1,259; 16. Frank. & Marsh., 1,265; 17. King's (Pa.), 1,309.

1987: 1. Cal St. Stanislaus, 1,200; 2. UC San Diego, 1,214; 3. Methodist, 1,221; 4. Cal St. San B'dino, 1,224; 5. Gust. Adolphus, 1,233; 6. Central (Iowa), 1,235; 7. Frank. & Marsh., 1,236; 8. Salem St., 1,237; 9. Ohio Wesleyan, 1,240; 10. Wooster, 1,241; 11. (tie) Rochester and Skidmore, 1,247; 13. Allegheny, 1,248; 14. Muskingum, 1,251; 15. Millikin, 1,264; 16. Greensboro, 1,267; 17. Hope, 1,268; 18. Neb. Wesleyan, 1,273; 19. Wis.-Whitewater, 1,276; 20. Lynchburg, 1,288; 21. MIT, 1,293.

1988: 1. Cal St. Stanislaus, 888; 2. Greensboro, 914; 3. Cal St. San B'dino, 921; 4. Ohio Wesleyan, 924; 5. Methodist, 927; 6. Allegheny, 930; 7. Ramapo, 934; 8. (tie) Gust. Adolphus and Redlands, 936; 10. Wittenberg, 939; 11. (tie) Rochester and Skidmore, 943; 13. Salem St., 949; 14. (tie) UC San Diego and Central (Iowa), 952; 16. Wooster, 962; 17. Hope, 966; 18. Knox, 968; 19. Millikin, 970; 20. Lynchburg, 971; 21. Wash. & Lee, 974.

1989: 1. Cal St. Stanislaus, 1,202; 2. Methodist, 1,210; 3. Ohio Wesleyan, 1,216; 4. Skidmore, 1,219; 5. Wittenberg, 1,229; 6. Gust. Adolphus, 1,251; 7. Greensboro, 1,253; 8. Salem St., 1,261; 9. Rochester, 1,263; 10. Millikin, 1,266; 11. Allegheny, 1,267; 12. (tie) DePauw and Lynchburg, 1,268; 14. (tie) Central (Iowa) and La Verne, 1,269; 16. UC San Diego, 1,272; 17. Cal St. San B'dino, 1,275; 18. Knox, 1,282; 19. (tie) Kenyon and Wooster, 1,284; 21. Neb. Wesleyan, 1,295; 22. TCNJ, 1,297.

1990: 1. Methodist, 1,172; 2. (tie) Gust. Adolphus and Ohio Wesleyan, 1,202; 4. (tie) Cal St. San B'dino and Wittenberg, 1,216; 6. Skidmore, 1,226; 7. Wash. & Lee, 1,229; 8. Salem St., 1,231; 9. Rochester, 1,232; 10. UC San Diego, 1,235; 11. (tie) Chris. Newport and John Carroll, 1,236; 13. Claremont-M-S, 1,240; 14. Millikin, 1,245; 15. (tie) Emory, Neb. Wesleyan and Ramapo, 1,250; 18. Central (Iowa), 1,259; 19. (tie) DePauw and Knox, 1,265; 21. Allegheny, 1,266; 22. TCNJ, 1,281.

1991: 1. Methodist, 1,209; 2. Gust. Adolphus, 1,224; 3. Ohio Wesleyan, 1,225; 4. UC San Diego, 1,234; 5. Cal St. San B'dino, 1,236; 6. (tie) Allegheny and Wittenberg, 1,245; 8. Skidmore, 1,253; 9. Salem St., 1,253; 10. Wash. & Lee, 1,255; 11. Neb. Wesleyan, 1,263; 12. Wooster, 1,266; 13. Knox, 1,267; 14. Redlands, 1,269; 15. Greensboro, 1,275; 16. Millikin, 1,276; 17. (tie) DePauw and Rochester, 1,283; 19. Chris. Newport, 1,298; 20. York (Pa.), 1,305; 21. Central (Iowa), 1,307; 22. Ramapo, 1,311.

1992: 1. Methodist, 1,200; 2. Gust. Adolphus, 1,213; 3. UC San Diego, 1,217; 4. Wooster, 1,218; 5. (tie) Allegheny and Ramapo, 1,223; 7. Binghamton, 1,227; 8. (tie) Rochester and Salem St., 1,228; 10. Skidmore, 1,230; 11. Guilford, 1,241; 12. DePauw, 1,247; 13. (tie) Carthage and Greensboro, 1,254; 15. Wittenberg, 1,257; 16. Ohio Wesleyan, 1,262; 17. Central (Iowa), 1,267; 18. Neb. Wesleyan, 1,272; 19. Redlands, 1,279; 20. Claremont-M-S, 1,296; 21. Chris. Newport, 1,305.

1993: 1. UC San Diego, 1,190; 2. Ohio Wesleyan, 1,202; 3. Methodist, 1,213; 4. Binghamton, 1,222; 5. Gust. Adolphus, 1,227; 6. Rochester, 1,236; 7. Salem St., 1,243; 8. Otterbein, 1,248; 9. Wooster, 1,257; 10. Allegheny, 1,258; 11. Central (Iowa), 1,263; 12. Skidmore, 1,269; 13. Wittenberg, 1,270; 14. (tie) Cal

Lutheran and Carthage, 1,271; 16. Guilford, 1,272; 17. Emory, 1,274; 18. Redlands, 1,277; 19. Greensboro, 1,282; 20. Neb. Wesleyan, 1,285; 21. DePauw, 1,295; 22. York (Pa.), 1,308.

1994: 1. Methodist, 1,177; 2. UC San Diego, 1,201; 3. John Carroll, 1,224; 4. Skidmore, 1,240; 5. (tie) Neb. Wesleyan and Otterbein, 1,244; 7. Greensboro, 1,246; 8. (tie) Rochester and Salem St., 1,247; 10. Olivet, 1,249; 11. Allegheny, 1,250; 12. Chris. Newport, 1,252; 13. Wis.-Eau Claire, 1,253; 14. Binghamton, 1,258; 15. Central (Iowa), 1,259; 16. DePauw, 1,265; 17. (tie) Gettysburg and Guilford, 1,277; 19. Gust. Adolphus, 1,280; 20. Carthage, 1,288; 21. Hampden-Sydney, 1,292; 22. Millikin, 1,295; 23. Cal Lutheran, 1,305.

1995: 1. Methodist, 899; 2. Otterbein, 917; 3. John Carroll, 924; 4. UC San Diego, 926; 5. Skidmore, 930; 6. Binghamton, 934; 7. (tie) Central (Iowa) and Greensboro, 935; 9. Gust. Adolphus, 937; 10. Chris. Newport, 938; 11. Allegheny, 948; 12. Carthage, 952; 13. Ferrum, 955; 14. DePauw, 966; 15. Neb. Wesleyan, 971; 16. Salem St., 977; 17. Ramapo, 981; 18. Rochester, 985; 19. Guilford, 986; 20. Olivet, 991; 21. (tie) Augsburg and Claremont-M-S, 997; 23. Babson, 1,028.

1996: 1. Methodist, 1,184; 2. Skidmore, 1,186; 3. UC San Diego, 1,193; 4. John Carroll, 1,194; 5. Carthage, 1,204; 6. Greensboro, 1,206; 7. Binghamton, 1,211; 8. Guilford, 1,212; 9. Chris. Newport, 1,214; 10. Central (Iowa), 1,216; 11. DePauw, 1,218; 12. Gust. Adolphus, 1,220; 13. (tie) Allegheny, Luther and Otterbein, 1,228; 16. Cal Lutheran, 1,238; 17. (tie) Emory, Ohio Wesleyan and Rochester, 1,241; 20. Augsburg, 1,243; 21. Salem St., 1,256; 22. Williams, 1,260; 23. Susquehanna, 1,269.

1997: 1. Methodist, 1,191; 2. Greensboro, 1,226; 3. Otterbein, 1,230; 4. Allegheny, 1,237; 5. (tie) Emory and Guilford, 1,239; 7. Central (Iowa), 1,242; 8. (tie) UC San Diego and Skidmore, 1,243; 10. John Carroll, 1,250; 11. Gust. Adolphus, 1,258; 12. Luther, 1,261; 13. Olivet, 1,283; 14. (tie) Augsburg, DePauw and Neb. Wesleyan, 1,285; 17. Binghamton, 1,290; 18. Williams, 1,300; 19. Salem St., 1,302; 20. Amherst, 1,315; 21. McDaniel, 1,315; 22. Cal Lutheran, 1,346; 23. York (Pa.), 1,350.

1998: 1. Methodist, 1,143; 2. Otterbein, 1,179; 3. Allegheny, 1,182; 4. Greensboro, 1,183; 5. UC San Diego, 1,185; 6. Skidmore, 1,187; 7. Olivet, 1,189; 8. Gust. Adolphus, 1,197; 9. McMurry, 1,201; 10. Emory, 1,202; 11. Guilford, 1,209; 12. Wis.-Eau Claire, 1,212; 13. Wooster, 1,219; 14. Williams, 1,229; 15. Hardin-Simmons, 1,230; 16. Oglethorpe, 1,232; 17. Millikin, 1,236; 18. Neb. Wesleyan, 1,237; 19. Ohio Wesleyan, 1,240; 20. McDaniel, 1,241; 21. Binghamton, 1,259; 22. Susquehanna, 1,260; 23. Amherst, 1,274.

1999: 1. Methodist, 1,190; 2. UC San Diego, 1,217; 3. Greensboro, 1,222; 4. (tie) Otterbein and Wis.-Eau Claire, 1,224; 6. Emory, 1,227; 7. Gust. Adolphus, 1,228; 8. (tie) Allegheny and Ohio Wesleyan, 1,240; 10. Williams, 1,246; 11. Neb. Wesleyan, 1,250; 12. SCAD, 1,252; 13. Skidmore, 1,257; 14. DePauw, 1,263; 15. Olivet, 1,265; 16. Susquehanna, 1,277; 17. Augustana (Ill.), 1,282; 18. Muhlenberg, 1,284; 19. Hamilton, 1,285; 20. (tie) Hardin-Simmons and McMurry, 1,286; 22. Millikin, 1,289; 23. TCNJ, 1,292.

2000: 1. Greensboro, 881; 2. Methodist, 882; 3. Skidmore, 887; 4. Otterbein, 888; 5. Wis.-Eau Claire, 889; 6. Gust. Adolphus, 903; 7. St. John's (Minn.), 904; 8. UC San Diego, 914; 8. Allegheny, 923; 9. Emory, 925; 10. (tie) Nebraska Wesleyan and Guilford, 927; 12. Hardin-Simmons, 928; 13. Olivet, 929; 14. Chris. Newport, 935; 14. Ohio Wesleyan, 938; 15. (tie) Hope and Cal Lutheran, 945; 17. Williams, 946; 18. Wesley, 958; 19. Rochester, 960; 20. Babson, 962; 21. Susquehanna, 966.
Note: Event was three rounds due to rain.

2001: 1. Wis.-Eau Claire, 1,162; 2. Guilford, 1,163; 3. Methodist, 1,164; 4. Otterbein, 1,190; 5. (tie) Greensboro and Gust. Adolphus, 1,194; 7. St. John's (Minn.), 1,195; 8. Allegheny, 1,198; 9. Averett, 1,204; 10. (tie) Redlands and Skidmore, 1,213; 12. Muskingum, 1,220; 13. Oglethorpe, 1,221; 14. Ohio Wesleyan, 1,232; 15. Babson, 1,234; 16. La Verne, 1,237; 17. Williams, 1,240; 18. Wesley, 1,243; 19. TCNJ, 1,245; 20. Pacific Lutheran, 1,249; 21. Cal Lutheran, 1,252; 22. Central (Iowa), 1,260; 23. Maryville (Mo.), 1,264.

2002: 1. Guilford, 1,212; 2. Greensboro, 1,218; 3. Methodist, 1,223; 4. Wis.-Eau Claire, 1,233; 5. Gust. Adolphus, 1,242; 6. Neb. Wesleyan 1,244; 7. Ohio Wesleyan 1,245; 8. St. John's (Minn.), 1,246; 9. (tie) Central (Iowa), Oglethorpe and Wesley, 1,250; 12. Averett, 1,251; 13. Otterbein, 1,256; 14. Muskingum, 1,260; 15. Williams, 1,261; 16. SCAD, 1,263; 17. Allegheny, 1,264; 18. Redlands, 1,265; 19. Skidmore, 1,269; 20. La Verne, 1,270; 21. Claremont-M-S, 1,274; 22. Susquehanna, 1,292; 23. Babson, 1,335.

2003: 1. Averett, 1,175; 2. Wesley, 1,180; 3. (tie) Ohio Wesleyan and St. John's (Minn.), 1,184; 4. Methodist, 1,188; 6. (tie) Gust. Adolphus and Oglethorpe, 1,190; 8. Redlands, 1,191; 9. Denison, 1,192; 10. Wis.-Eau Claire, 1,199; 11. Central (Iowa),1,204; 12. Greensboro, 1,207; 13. Muskingum,1,208; 14. Texas-Dallas, 1,209; 15. Emory, 1,214; 16. Williams, 1,217; 17. Guilford, 1,223; 18. Trinity (Tex.), 1,228; 19. Allegheny, 1,237; 20. Skidmore ,1,242; 21. La Verne, 1,248; 22. St. Lawrence, 1,257; 23. Susquehanna, 1,260.

Lacrosse

DIVISION I

Photo by: Larry French/NCAA Photos

The saves of Virginia's Tillman Johnson paved the way to the Cavaliers' title.

2003 Championship

Edited by Marty Benson.

Highlights

Yes, Virginia: The Cavaliers held off Johns Hopkins, 9-7, after opening with a 5-0 lead, May 26 at Baltimore's muddy M&T Bank Stadium in front of a record crowd of 37,944 for their third national championship. The crowd was the largest to witness any championship game in NCAA history other than the Division I men's basketball championship game and the 17th largest in NCAA championship-game history overall. The game was the last of any sport to be played on the NFL Ravens' home natural surface, which was replaced with artificial turf.

Virginia goalie Tillman Johnson claimed most outstanding player honors with a series of highlight saves in both the semifinals and final, including three in 10 seconds early in the fourth quarter of the championship game with the hometown Blue Jays threatening to steal the momentum.

All-Tournament Team: Johnson was joined by teammates A.J. Shannon, Chris Rotelli, Matt Ward and Brett Hughes. The Blue Jays placed Corey Harned, Bobby Benson, Kyle Barrie and Tom Garvey. Maryland's Michael Howley also made the squad.

For more, go to the June 9, 2003 issue of The NCAA News at www.ncaa.org.

LEADING SCORERS

	GP	G	A	Pts.
Kevin Boland, Johns Hopkins	4	3	12	15
Kyle Barrie, Johns Hopkins	4	10	3	13
Michael Powell, Syracuse	3	5	8	13
Bobby Benson, Johns Hopkins	4	11	1	12
Matt Ward, Virginia	4	7	5	12
Conor Ford, Johns Hopkins	4	4	7	11
Joe Yevoli, Virginia	4	4	7	11
Chris Rotelli, Virginia	4	2	8	10
Liam Banks, Syracuse	3	3	6	9
John Christmas, Virginia	4	8	1	9

Results

FIRST ROUND

MAY 10

Johns Hopkins 14, Army 2

Army ..... 1 0 1 0— 2
Johns Hopkins ..... 2 4 3 5—14
Army scoring—John Walker 2.
Johns Hopkins scoring—Bobby Benson 3, Kyle Barrie 3, Joe McDermott 3, Adam Doneger 2, Kevin Boland, Kyle Harrison, Greg Peyser.
Shots: Army 33, Johns Hopkins 47. Saves: A—Matt Darak 15, Scott Alpaugh 3; JH—Rob Scherr 10, Scott Smith 4. Attendance: 1,408.

MAY 10

Towson 11, Penn St. 6

Penn St. ..... 2 0 4 0— 6
Towson ..... 5 5 1 0—11
Penn St. scoring—John Eremus 2, Nate Whitaker 2, Will Jones 2.
Towson scoring—Todd Spear 3, Hunter Lochte 2, Brian Myers 2, Drew Pfarr, Alex Fountain, Zak Smith, Ben DeFelice.
Shots: Penn St. 31, Towson 44. Saves: PS—Chris Garrity 16, Josh LaGrow 0; T—Reed Sothoron 13. Attendance: 2,297.

MAY 11

Syracuse 13, Dartmouth 11

Dartmouth ..... 3 2 4 2—11
Syracuse ..... 2 4 2 5—13
Dartmouth scoring—Ryan Danehy 3, Brad Heritage 3, Scott Roslyn 2, Russell Radebaugh, Jamie Coffin, Andrew Goldstein.
Syracuse scoring—Sean Lindsay 3, Brian Nee 3, Michael Springer 2, Brian Crockett 2, Michael Powell, Kyle Olson, Matt Bontaites.
Shots: Dartmouth 32, Syracuse 42. Saves: D—Andrew Goldstein 11; S—Jay Pfeifer 12. Attendance: 4,220.

MAY 10

Princeton 16, Albany (N.Y.) 10

Albany (N.Y.) ..... 1 4 1 4—10
Princeton ..... 1 4 7 4—16
Albany (N.Y.) scoring—Chris Martocchia 3, Luke Daquino 2, Chris Driscoll 2, Michael Solazzo, Matthew Green, Tim Primrose.
Princeton scoring—Jason Doneger 5, Will MacColl 4, Josh White 2, Brad Dumont 2, Sean Hartofilis 2, Matt Trevenen.
Shots: Albany (N.Y.) 26, Princeton 54. Saves: A—Kevin Rae 11; P—Julian Gould 4, Dave Law 0. Attendance: 2,436.

MAY 11

Maryland 8, Ohio St. 5

Ohio St. ..... 0 1 0 4—5
Maryland ..... 1 3 1 3—8
Ohio St. scoring—Pat Myers 2, Mike Norton, Andrew Bender, Peter Dillon.
Maryland scoring—Mike Mollot 2, Joe Walters, Jamie Daue, Ryan Moran, Sean Leary, Willy Passavia, Matt Brock.
Shots: Ohio St. 30, Maryland 32. Saves: OS—Tony Russo 10; M—Danny McCormick 13. Attendance: 2,294.

MAY 11

Massachusetts 9, Hofstra 6

Hofstra ..... 3 1 1 1—6
Massachusetts ..... 3 1 4 1—9
Hofstra scoring—Ryan Vilar 2, John Keysor, Joe Kostolansky, Jim Femminella, Ryan Lucas.
Massachusetts scoring—Kevin Leveille 3, Jeff Zywicki 2, Neil Lundberg 2, Christopher Doyle, Kevin Glenz.
Shots: Hofstra 32, Massachusetts 35. Saves: H—Matt Southard 11; M—Bill Schell 9. Attendance: 2,031.

MAY 11

Georgetown 9, Rutgers 6

Georgetown ..... 3 1 3 2—9
Rutgers ..... 2 1 0 3—6

Georgetown scoring—Jordan Vettoretti 3, Walid Hajj 2, Nick Miaritis, Trevor Walker, Neal Goldman, Mike Chiara.

Rutgers scoring—Ken Springer 3, Leif Blomquist, Delby Powless, Jeff Duca.

Shots: Georgetown 35, Rutgers 28. Saves: G—Rich D'Andrea 11; R—Greg Havalchak 13. Attendance: 1,919.

MAY 10

Virginia 19, Mt. St. Mary's 8

Mt. St. Mary's ..... 1 0 2 5— 8
Virginia ..... 9 4 0 6—19

Mt. St. Mary's scoring—Billy Jautze, Daniel Hatton, Matt Warner, Pat Beall, Ian Cassidy, Andrew Petcoff, Sean O'Beirne, Timothy Flottemesch.

Virginia scoring—John Christmas 3, Matt Poskay 3, Brendan Gill 2, Hatcher Snead 2, Matt Ward, Justin Mullen, Newton Gentry, Mike Abbott, Kyle Dixon, Trey Whitty, Nathan Kenney, J.J. Morrissey, Billy Glading.

Shots: Mt. St. Mary's 28, Virginia 49. Saves: M—Dave Lambour 4, Dan Whitehurst 5; V—Tillman Johnson 3, Ryan Thompson 4. Attendance: 1,155.

QUARTERFINALS

MAY 17 AT SYRACUSE

Maryland 13, Massachusetts 7

Massachusetts scoring—Chris Doyle 3, Chris Fiore, Sean Morris, Tony Ventiquattro, Kevin Glenz.

Maryland scoring—Mike Mollot 4, Ryan Moran 2, Matt Brock 2, Brian Hunt 2, Joe Walters, Justin Smith, Bill McGlone.

Shots: Massachusetts 36, Maryland 37. Saves: Mas—Bill Schell 13; Mar—Danny McCormick 15, Teddy Murphy 0. Attendance: 8,198.

Syracuse 15, Princeton 5

Syracuse ..... 3 4 5 3—15
Princeton..... 1 0 2 2— 5

Syracuse scoring—Michael Powell 4, Michael Springer 4, Liam Banks 2, Brian Crockett 2, Brian Nee 2, Brett Bucktooth.

Princeton scoring—Sean Hartofilis 3, Josh White, Jason Doneger.

Shots: Syracuse 45, Princeton 36. Saves: S—Jay Pfeiffer 14, Nick Donatelli 2; P—Julian Gould 13, Dave Law 0. Attendance: 8,198.

MAY 18 AT TOWSON

Johns Hopkins 14, Towson 6

Johns Hopkins ..... 3 3 3 5—14
Towson..... 2 2 2 0— 6

Johns Hopkins scoring—Bobby Benson 3, Adam Doneger 2, Kyle Harrison 2, Kyle Barrie 2, Kevin Boland, Peter LeSueur, Conor Ford, Greg Peyser, Joe McDermott.

Towson scoring—Ryan Obloj 2, Todd Spear 2, Hunter Lochte, Matt Florio.

Shots: Johns Hopkins 47, Towson 30. Saves: JH—Rob Scherr 15; T—Reed Sothoron 13, Mark DeGroat 1. Attendance: 5,136.

Virginia 12, Georgetown 7

Georgetown ..... 3 0 3 1— 7
Virginia ..... 3 4 4 1—12

Georgetown scoring—Walid Hajj 3, Mike Hammer, Phil Vincenti, Brodie Merrill, Dave Paolisso.

Virginia scoring—John Christmas 3, A.J. Shannon 2, Matt Ward, Chris Rotelli, Joe Yevoli, Kyle Dixon, Matt Poskay, Nathan Kenney, Trey Whitty.

Shots: Georgetown 34, Virginia 40. Saves: G—Rich D'Andrea 10, Andrew Owen 0; V—Tillman Johnson 15. Attendance: 5,136.

SEMIFINALS

MAY 24 AT BALTIMORE

Johns Hopkins 19, Syracuse 8

Syracuse..... 4 3 0 1— 8
Johns Hopkins ..... 1 5 4 9—19

Syracuse scoring—Brian Nee 2, Liam Banks, Michael Springer, Sean Lindsay, Jarett Park, Greg Rommel, Kyle Olson.

Johns Hopkins scoring—Kyle Barrie 4, Bobby Benson 4, Conor Ford 3, Peter LeSueur 2, Joe McDermott 2, Kyle Harrison 2, Kevin Boland, Corey Harned.

Shots: Syracuse 44, Johns Hopkins 41. Saves: S—Jay Pfeifer 12; JH—Rob Scherr 15, Scott Smith 2. Attendance: 37,823.

Virginia 14, Maryland 4

Maryland..... 1 1 1 1— 4
Virginia ..... 2 3 6 3—14

Maryland scoring—Joe Parker, Mike Mollot, Sean Leary, Brendan Healy.

Virginia scoring—Matt Ward 4, Joe Yevoli 3, A.J. Shannon 2, Kyle Dixon, Billy Glading, Trey Whitty, Matt Poskay, Justin Mullen.

Shots: Maryland 39, Virginia 37. Saves: M—Danny McCormick 11, Teddy Murphy 0; V—Tillman Johnson 18, Ryan Thompson 0. Attendance: 37,823.

CHAMPIONSHIP

MAY 26, AT BALTIMORE

Virginia 9, Johns Hopkins 7

Virginia ..... 4 2 2 1—9
Johns Hopkins ..... 0 4 1 2—7

Virginia scoring—A.J. Shannon 4, John Christmas 2, Chris Rotelli, Billy Glading, Matt Ward.

Johns Hopkins scoring—Adam Doneger 2, Kyle Barrie, Bobby Benson, Joe McDermott, Greg Peyser, Corey Harned .

Shots: Virginia 32, Johns Hopkins 35. Saves: V—Tillman Johnson 13; JH – Rob Scherr 12. Attendance: 37,944.

History

Team Results

Year	Champion (Record)	Coach	Score	Championship Game Runner-Up	Host or Site	Championship Total Paid Attendance	Paid Attendance
1971	Cornell (13-1)	Richie Moran	12- 6	Maryland	Hofstra	5,458	—
1972	Virginia (11-4)	Glenn Thiel	13-12	Johns Hopkins	Maryland	7,001	—
1973	Maryland (14-1)	Bud Beardmore	10- 9 (2ot)	Johns Hopkins	Pennsylvania	5,965	—
1974	Johns Hopkins (12-2)	Bob Scott	17-12	Maryland	Rutgers	7,728	—
1975	Maryland (11-3)	Bud Beardmore	20-13	Navy	Johns Hopkins	10,875	—
1976	Cornell (16-0)	Richie Moran	16-13 (ot)	Maryland	Brown	7,504	20,819
1977	Cornell (13-0)	Richie Moran	16- 8	Johns Hopkins	Virginia	10,080	29,193
1978	Johns Hopkins (13-1)	Henry Ciccarone	13- 8	Cornell	Rutgers	13,527	28,587
1979	Johns Hopkins (13-0)	Henry Ciccarone	15- 9	Maryland	Maryland	16,166	25,241
1980	Johns Hopkins (14-1)	Henry Ciccarone	9- 8 (2ot)	Virginia	Cornell	7,557	23,046
1981	North Carolina (12-0)	Willie Scroggs	14-13	Johns Hopkins	Princeton	13,943	29,387
1982	North Carolina (14-0)	Willie Scroggs	7- 5	Johns Hopkins	Virginia	10,283	22,892
1983	Syracuse (14-1)	Roy Simmons Jr.	17-16	Johns Hopkins	Rutgers	15,672	35,163
1984	Johns Hopkins (14-0)	Don Zimmerman	13-10	Syracuse	Delaware	17,253	45,346
1985	Johns Hopkins (13-1)	Don Zimmerman	11- 4	Syracuse	Brown	14,455	35,208
1986	North Carolina (11-3)	Willie Scroggs	10- 9 (ot)	Virginia	Delaware	9,765	31,340
1987	Johns Hopkins (10-3)	Don Zimmerman	11-10	Cornell	Rutgers	16,901	49,782
1988	Syracuse (15-0)	Roy Simmons Jr.	13- 8	Cornell	Syracuse	20,148	46,141
1989	Syracuse (14-1)	Roy Simmons Jr.	13-12	Johns Hopkins	Maryland	23,827	63,836
1990	Syracuse* (13-0)	Roy Simmons Jr.	21- 9	Loyola (Md.)	Rutgers	19,070	57,418
1991	North Carolina (16-0)	Dave Klarmann	18-13	Towson	Syracuse	8,293	42,981
1992	Princeton (13-2)	Bill Tierney	10- 9 (2ot)	Syracuse	Pennsylvania	13,150	52,082
1993	Syracuse (12-2)	Roy Simmons Jr.	13-12	North Carolina	Maryland	20,117	70,737
1994	Princeton (14-1)	Bill Tierney	9- 8 (ot)	Virginia	Maryland	24,730	68,436
1995	Syracuse (13-2)	Roy Simmons Jr.	13- 9	Maryland	Maryland	26,229	71,978
1996	Princeton (14-1)	Bill Tierney	13-12 (ot)	Virginia	Maryland	22,102	68,978
1997	Princeton (16-0)	Bill Tierney	19- 7	Maryland	Maryland	25,317	77,170
1998	Princeton (14-1)	Bill Tierney	15- 5	Maryland	Rutgers	17,225	64,850
1999	Virginia (13-3)	Dom Starsia	12-10	Syracuse	Maryland	24,135	70,668
2000	Syracuse (15-1)	John Desko	13- 7	Princeton	Maryland	22,880	61,768
2001	Princeton (14-1)	Bill Tierney	10- 9 (ot)	Syracuse	Rutgers	21,286	64,489
2002	Syracuse (15-2)	John Desko	13-12	Princeton	Rutgers	19,706	60,968
2003	Virginia (15-2)	Dom Starsia	9- 7	Johns Hopkins	Baltimore	37,944	106,861

**Participation in tournament vacated by the NCAA Committee on Infractions.*

TEAM CHAMPIONSHIPS

Johns Hopkins 7, Syracuse 7, Princeton 5, North Carolina 4, Cornell 3, Virginia 3, Maryland 2.

Leading Scorer, Year-by-Year

1971 Tom Cafaro, Army, 18
1972 Jay Connor, Virginia, 13
1973 Jack Thomas, Johns Hopkins, 14
1974 Franz Wittlesberger, Johns Hopkins, 15
1975 Bert Caswell, Frank Urso, Maryland, and Jeff Long, Navy, 14
1976 Mike French, Cornell, 20
1977 Eamon McEneaney, Cornell, 25
1978 Mike O'Neill, Johns Hopkins, 15
1979 Barry Mitchell and Bob Boneillo, Maryland, 14
1980 Brendan Schneck, Johns Hopkins, 16
1981 Mike Burnett, North Carolina, 15
1982 Dave Wingate and Mike Burnett, North Carolina, 11
1983 Tim Nelson, Syracuse, 15
1984 Tim Nelson, Syracuse, 11
1985 Craig Bubier and Brian Wood, Johns Hopkins, 12
1986 Tom Korrie, Syracuse, and Gary Seivold, North Carolina, 12
1987 Tim Goldstein, Cornell, 25
1988 Gary Gait, Syracuse, 18
1989 Paul Gait, Syracuse, 16
1990 Gary Gait, Syracuse, 23
1991 Dennis Goldstein, North Carolina; Glenn Smith, Towson, and Mark Douglas, Maryland, 16
1992 Jeff Wills, Johns Hopkins, 19
1993 John Webster, North Carolina, 15
1994 Tim Whiteley, Virginia, 19
1995 Rob Kavovit, Syracuse, 18
1996 Rob Kavovit, Syracuse; Doug Knight, Virginia; Tim Whiteley, Virginia, 16
1997 Andrew Whipple, Maryland, 17
1998 Andrew Whipple, Maryland, 18
1999 John Grant, Delaware, and Ryan Powell, Syracuse, 14
2000 Ryan Powell, Syracuse, 18
2001 Michael Powell, Syracuse, 12
2002 Michael Powell, Syracuse, 14
2003 Kevin Boland, Johns Hopkins, 15

All-Tournament Teams

**Most Outstanding Player.*

+Participation in tournament vacated by the NCAA Committee on Infractions.

1977
*Eamon McEneaney, Cornell

1978
*Mike O'Neill, Johns Hopkins

1979
*Mike Federico, Johns Hopkins

1980
*Jim Bidne, Johns Hopkins

1981
*Jeff Cook, Johns Hopkins

1982
*Tom Sears, North Carolina

1983
*Brad Kotz, Syracuse

1984
*Larry Quinn, Johns Hopkins

1985
*Larry Quinn, Johns Hopkins

1986
*Gary Seivold, North Carolina

1987
*Tim Goldstein, Cornell
Brian Wood, Johns Hopkins
Craig Bubier, Johns Hopkins
Gary Gait, Syracuse
Bob Cummings, Cornell
Vince Angotti, Cornell
Aaron Jones, Cornell
Dave Pietramala, Johns Hopkins
Steve Mitchell, Johns Hopkins
Quint Kessenich, Johns Hopkins

1988
*Matt Palumb, Syracuse

1989
*Paul Gait, Syracuse

1990
+Gary Gait, Syracuse

1991
*Dennis Goldstein, North Carolina

1992
*Scott Bacigalupo, Princeton

1993
*Chris Suran, Syracuse

1994
*Scott Bacigalupo, Princeton

1995
*Brian Dougherty, Maryland
Mark Fietta, Syracuse
Nick Licameli, Syracuse
Rob Kavovit, Syracuse
Ric Beardsley, Syracuse
Casey Powell, Syracuse
Dan Radebaugh, Maryland
Matt Hahn, Maryland
Peter Hilgartner, Maryland
Rob Chomo, Maryland

1996
*Michael Watson, Virginia
Jesse Hubbard, Princeton
David Curry, Virginia
Casey Powell, Syracuse
Becket Wolf, Princeton
Chris Massey, Princeton
Tim Whiteley, Virginia
Don McDonough, Princeton
Tommy Smith, Virginia
Pancho Gutstein, Princeton

1997
*Jon Hess, Princeton
Jesse Hubbard, Princeton
Chris Massey, Princeton
Becket Wolf , Princeton
Pat Cairns, Princeton
Matt Hahn, Maryland
Andrew Whipple, Maryland
Casey Powell, Syracuse
John Fay, Duke
Rob Kavovit, Syracuse

1998
*Corey Popham, Princeton
Christian Cook, Princeton
Jesse Hubbard, Princeton
Jon Hess, Princeton
Josh Sims, Princeton
Scott Hochstadt, Maryland
Mike Bonnani, Maryland
Brian Haggerty, Maryland
Casey Powell, Syracuse
Ryan Powell, Syracuse

1999
*Conor Gill, Virginia
Derek Kenney, Virginia
Ryan Curtis, Virginia
Jay Jalbert, Virginia
Court Weisleder, Virginia
Tucker Radebaugh, Virginia
Marshall Abrams, Syracuse
Ryan Powell, Syracuse
Dan Denihan, Johns Hopkins
Scott Urick, Georgetown

2000
*Liam Banks, Syracuse
Rob Mulligan, Syracuse
Ryan Powell, Syracuse
Marshall Abrams, Syracuse
John Glatzel, Syracuse
Josh Sims, Princeton
Sean Hartofilis, Princeton
Ryan Curtis, Virginia
Conor Gill, Virginia
A.J. Haugen, John Hopkins

2001
*B.J. Prager, Princeton
Ryan Mollett, Princeton
Trevor Tierney, Princeton
Matt Striebel, Princeton
Sean Hartofilis, Princeton
Michael Springer, Syracuse
Michael Powell, Syracuse
Rob Mulligan, Syracuse
John Glatzel, Syracuse
Kyle Campbell, Towson

2002
*Michael Powell, Syracuse
John Glatzel, Syracuse
Tom Hardy, Syracuse
Sol Bliss, Syracuse
Jay Pfeifer, Syracuse
B.J. Prager, Princeton
Brad Dumont, Princeton
Damien Davis, Princeton
Adam Doneger, Johns Hopkins
John Christmas, Virginia

2003
*Tillman Johnson, Virginia
A.J. Shannon, Virginia
Chris Rotelli, Virginia
Matt Ward, Virginia
Brett Hughes, Virginia
Corey Harned, Johns Hopkins
Bobby Benson, Johns Hopkins
Kyle Barrie, Johns Hopkins
Tom Carvey, Johns Hopkins
Michael Howley, Maryland

** Most Outstanding Player*

Individual Records

GOALS, GAME
9—Gary Gait, Syracuse (23) vs. Navy (5), 5-22-88; Oliver Marti, Brown (19) vs. Loyola (Md.) (12), 5-9-92.

GOALS, TOURNAMENT
15—Gary Gait, Syracuse (5 vs. Brown, 5 vs. North Carolina, 5 vs. Loyola [Md.]), 1990.

ASSISTS, GAME
8—Paul Basile, Navy (14) vs. Brown (6), 5-13-87; Casey Powell, Syracuse (13) vs. Loyola (12), 5-17-97.

ASSISTS, TOURNAMENT
16—Tim Goldstein, Cornell (5 vs. Adelphi, 5 vs. Syracuse, 6 vs. Johns Hopkins), 1987.

POINTS, GAME
12—Ed Mullen (7 goals, 5 assists), Maryland (22) vs. Navy (11), 5-23-76; Gary Gait (9 goals, 3 assists), Syracuse (23) vs. Navy (5), 5-22-88.

POINTS, TOURNAMENT
25—Eamon McEneaney, Cornell (3-4 vs. Massachusetts, 5-5 vs. Navy, 3-5 vs. Johns Hopkins), 1977; Tim Goldstein, Cornell (5-5 vs. Adelphi, 2-5 vs. Syracuse, 2-6 vs. Johns Hopkins), 1987.

SAVES, GAME
30—Steve Kavovit, Maryland (16) vs. Brown (13), 5-19-91.

SAVES, TOURNAMENT
85—Paul Schimoler, Cornell (16 vs. Massachusetts, 27 vs. North Carolina, 23 vs. Virginia, 19 vs. Syracuse), 1988.

Team Records

GOALS, GAME
28—Syracuse vs. Michigan St. (7), 5-15-91.

FEWEST GOALS, GAME
0—Wash. & Lee vs. Cornell (14), 5-19-76.

GOALS, BOTH TEAMS
38—Johns Hopkins (22) vs. Towson (16), 5-14-94.

GOALS, TOURNAMENT
55—Cornell, 3 games, 1977. (Syracuse scored 62 in 3 games in 1990, but record was vacated by NCAA Committee on Infractions.)

ASSISTS, GAME
19—Syracuse (28) vs. Michigan St. (7), 5-15-91.

ASSISTS, TOURNAMENT
41—Virginia, 4 games, 1994.

SHOTS, GAME
80—Maryland (19) vs. Hofstra (7), 5-21-75.

SHOTS, BOTH TEAMS
130—Maryland (80) vs. Hofstra (50), 5-21-75.

SHOTS, TOURNAMENT
210—Virginia, 4 games, 1994.

PAID ATTENDANCE, CHAMPIONSHIP GAME
37,944—Virginia (9) vs. Johns Hopkins (7), M&T Bank Stadium, Baltimore, Maryland, 5-26-2003.

PAID ATTENDANCE, SEMIFINALS AND CHAMPIONSHIP GAMES (One site)
113,590—M&T Bank Stadium, Baltimore, 2003

PAID ATTENDANCE, SEMIFINALS, CHAMPIONSHIP, DIVISION II AND DIVISION III CHAMPIONSHIPS (One site)
144,424—M&T Bank Stadium, Baltimore, 2003.

Won-Lost Records in Tournament Play

[Note: No third-place game is held; semifinal losers credited with third-place finish.]

Team (Years Participated)	Yrs.	Won	Lost	Pct.	1st	2nd	3rd
Adelphi (1982-85-87-89)	4	2	4	.333	0	0	0
Air Force (1971-88)	2	0	2	.000	0	0	0
Albany (N.Y.) (2003)	1	0	1	.000	0	0	0
Army (1971-72-73-78-81-82-83-84-85-87-93-96-2003)	13	3	13	.188	0	0	1
Brown (1971-73-76-85-87-90-91-92-94-95-97)	11	5	11	.313	0	0	1
Bucknell (2001)	1	0	1	.000	0	0	0
Butler (1998)	1	0	1	.000	0	0	0
C.W. Post (1986)	1	0	1	.000	0	0	0
Cornell (1971-74-75-76-77-78-79-80-82-83-87-88-89-95-2000-02)	16	20	13	.606	3	3	3
Cortland St. (1972)	1	1	1	.500	0	0	1
Dartmouth (2003)	1	0	1	.000	0	0	0
Delaware (1984-99)	2	1	2	.333	0	0	0
Duke (1992-94-95-97-98-99-2000-01-02)	9	6	9	.400	0	0	1
Fairfield (2002)	1	0	1	.000	0	0	0
Georgetown (1997-98-99-2000-01-02-03)	7	6	7	.462	0	0	1
Harvard (1980-88-90-96)	4	2	4	.333	0	0	0
Hobart (1998-2000-02)	3	0	3	.000	0	0	0
Hofstra (1971-73-74-75-78-93-96-97-99-2000-01-03)	12	3	12	.200	0	0	0
Johns Hopkins (1972-73-74-75-76-77-78-79-80-81-82-83-84-85-86-87-88-89-90-91-92-93-94-95-96-97-98-99-2000-01-02-03)	32	50	25	.667	7	8	9
Loyola (Md.) (1988-89-90-91-92-93-94-95-96-97-98-99-2000-01)	14	9	14	.391	0	1	1
Manhattan (2002)	1	0	1	.000	0	0	0
UMBC (1998-99)	2	0	2	.000	0	0	0
Maryland (1971-72-73-74-75-76-77-78-79-81-82-83-86-87-89-91-92-93-94-95-96-97-98-2000-01-03)	26	34	24	.586	2	7	9
Massachusetts (1976-77-79-81-86-87-88-89-90-91-93-95-97-2002-03)	15	5	15	.250	0	0	0
Michigan St. (1987-89-91)	3	0	3	.000	0	0	0
Mt. St. Mary's (2003)	1	0	1	.000	0	0	0
Navy (1971-72-73-74-75-76-77-78-79-80-81-82-86-87-88-89-92-93-94-99)	20	11	20	.355	0	1	6
New Hampshire (1986)	1	0	1	.000	0	0	0
North Carolina (1976-77-80-81-82-83-84-85-86-87-88-89-90-91-92-93-94-95-96-98)	20	23	16	.590	4	1	7
North Carolina St. (1979)	1	0	1	.000	0	0	0
Notre Dame (1990-92-93-94-95-96-97-99-2000-01)	10	4	10	.286	0	0	1
Ohio St. (2003)	1	0	1	.000	0	0	0
Pennsylvania (1975-77-83-84-85-87-88-89)	8	2	8	.200	0	0	1
Penn St. (2003)	1	0	1	.000	0	0	0
Princeton (1990-91-92-93-94-95-96-97-98-99-2000-01-02-03)	14	26	8	.765	6	2	1
Rutgers (1972-74-75-84-86-90-91-2003)	8	2	8	.200	0	0	0
Stony Brook (2002)	1	0	1	.000	0	0	0
Syracuse* (1979-80-81-83-84-85-86-87-88-89-91-92-93-94-95-96-97-98-99-2000-01-02-03)	23	44	16	.733	7	5	9
Towson (1989-91-92-94-96-2001-03)	7	7	7	.500	0	1	1
Virginia (1971-72-73-74-78-79-80-81-82-83-84-85-86-88-90-91-93-94-95-96-97-98-99-2000-01-02-03)	27	31	24	.564	3	4	9
Wash. & Lee (1972-73-74-75-76-77-78-80)	8	3	8	.273	0	0	3
Yale (1988-90-92)	3	2	3	.400	0	0	1

**Participation in tournament vacated by the NCAA Committee on Infractions: Syracuse 1990 (3-0).*

All-Time Results

1971 First Round: Cornell 10, Brown 8; Maryland 10, Air Force 1; Navy 9, Virginia 6; Army 19, Hofstra 3. **Semifinals:** Maryland 10, Navy 7; Cornell 17, Army 16. **Championship:** Cornell 12, Maryland 6.

1972 First Round: Maryland 9, Rutgers 3; Johns Hopkins 11, Wash. & Lee 5; Virginia 10, Army 3; Cortland St. 10, Navy 9 (2 ot). **Semifinals:** Virginia 14, Cortland St. 7; Johns Hopkins 9, Maryland 6. **Championship:** Virginia 13, Johns Hopkins 12.

1973 First Round: Maryland 16, Brown 4; Wash. & Lee 13, Navy 12 (3 ot); Johns Hopkins 11, Army 5; Virginia 12, Hofstra 5. **Semifinals:** Maryland 18, Wash. & Lee 5; Johns Hopkins 12, Virginia 9. **Championship:** Maryland 10, Johns Hopkins 9 (2 ot).

1974 First Round: Maryland 12, Rutgers 6; Cornell 15, Virginia 8; Johns Hopkins 18, Hofstra 10; Wash. & Lee 11, Navy 9. **Semifinals:** Maryland 19, Cornell 10; Johns Hopkins 11, Wash. & Lee 10. **Championship:** Johns Hopkins 17, Maryland 12.

1975 First Round: Wash. & Lee 11, Johns Hopkins 7; Maryland 19, Hofstra 7; Cornell 18, Rutgers 5; Navy 17, Pennsylvania 6. **Semifinals:** Maryland 15, Wash. & Lee 5; Navy 15, Cornell 12. **Championship:** Maryland 20, Navy 13.

1976 First Round: Maryland 17, Brown 8; Navy 13, North Carolina 9; Cornell 14, Wash. & Lee 0; Johns Hopkins 11, Massachusetts 9. **Semifinals:** Maryland 22, Navy 11; Cornell 13, Johns Hopkins 5. **Championship:** Cornell 16, Maryland 13 (ot).

1977 First Round: Cornell 17, Massachusetts 13; Navy 14, Pennsylvania 12; Johns Hopkins 16, North Carolina 9; Maryland 14, Wash. & Lee 8. **Semifinals:** Cornell 22, Navy 6; Johns Hopkins 22, Maryland 12. **Championship:** Cornell 16, Johns Hopkins 8.

1978 First Round: Cornell 12, Wash. & Lee 2; Navy 16, Army 13; Johns Hopkins 20, Hofstra 8; Maryland 15, Virginia 10. **Semifinals:** Cornell 13, Navy 7; Johns Hopkins 17, Maryland 11. **Championship:** Johns Hopkins 13, Cornell 8.

1979 First Round: Johns Hopkins 20, North Carolina St. 6; Virginia 15, Cornell 8; Maryland 16, Syracuse 13; Navy 16, Massachusetts 14. **Semifinals:** Johns Hopkins 16, Virginia 7; Maryland 15, Navy 10. **Championship:** Johns Hopkins 15, Maryland 9.

1980 First Round: Johns Hopkins 16, Harvard 12; Syracuse 12, Wash. & Lee 4; Virginia 9, Cornell 8; North Carolina 18, Navy 11. **Semifinals:** Johns Hopkins 18, Syracuse 11; Virginia 11, North Carolina 10. **Championship:** Johns Hopkins 9, Virginia 8 (2 ot).

1981 First Round: Johns Hopkins 19, Maryland 14; Virginia 16, Massachusetts 12; North Carolina 13, Syracuse 6; Navy 16, Army 10. **Semifinals:** Johns Hopkins 10, Virginia 6; North Carolina 17, Navy 8. **Championship:** North Carolina 14, Johns Hopkins 13.

1982 First Round: North Carolina 16, Navy 2; Cornell 11, Army 9; Johns Hopkins 14, Maryland 9; Virginia 15, Adelphi 7. **Semifinals:** North Carolina 15, Cornell 8; Johns Hopkins 13, Virginia 9. **Championship:** North Carolina 7, Johns Hopkins 5.

1983 First Round: Johns Hopkins 7, Cornell 6; North Carolina 12, Army 6; Syracuse 11, Pennsylvania 8; Maryland 13, Virginia 4. **Semifinals:** Johns Hopkins 12, North Carolina 9; Syracuse 12, Maryland 5. **Championship:** Syracuse 17, Johns Hopkins 16.

1984 First Round: Johns Hopkins 10, Delaware 3; North Carolina 11, Virginia 2; Syracuse 8, Rutgers 7 (ot); Army 8, Pennsylvania 7. **Semifinals:** Johns Hopkins 14, North Carolina 9; Syracuse 11, Army 9. **Championship:** Johns Hopkins 13, Syracuse 10.

1985 First Round: Johns Hopkins 15, Adelphi 9; Virginia 10, Army 6; North Carolina 16, Brown 14; Syracuse 14, Pennsylvania 7. **Semifinals:** Johns Hopkins 11, Virginia 8; Syracuse 14, North Carolina 13 (ot). **Championship:** Johns Hopkins 11, Syracuse 4.

1986 Regionals: Massachusetts 16, New Hampshire 6; Rutgers 13, C.W. Post 8. **Quarterfinals:** Johns Hopkins 13, Massachusetts 6; North Carolina 12, Maryland 10; Virginia 12, Navy 9; Syracuse 17, Rutgers 5. **Semifinals:** North Carolina 10, Johns Hopkins 9 (ot); Virginia 12, Syracuse 10. **Championship:** North Carolina 10, Virginia 9 (ot).

1987 Regionals: Pennsylvania 11, Massachusetts 10; North Carolina 21, Michigan St. 5; Navy 14, Brown 6; Adelphi 6, Army 5. **Quarterfinals:** Maryland 12, Pennsylvania 8; Johns Hopkins 11, North Carolina 10; Syracuse 19, Navy 5; Cornell 14, Adelphi 12. **Semifinals:** Johns Hopkins 13, Maryland 8; Cornell 18, Syracuse 15. **Championship:** Johns Hopkins 11, Cornell 10.

1988 Regionals: Navy 10, Harvard 9; Loyola (Md.) 19, Air Force 8; Cornell 13, Massachusetts 11; Virginia 10, Yale 9 (2 ot). **Quarterfinals:** Syracuse 23, Navy 5; Pennsylvania 12, Loyola (Md.) 9; Cornell 6, North Carolina 4; Virginia 11, Johns Hopkins 10 (ot). **Semifinals:** Syracuse 11, Pennsylvania 10; Cornell 17, Virginia 6. **Championship:** Syracuse 13, Cornell 8.

1989 Regionals: Navy 12, Pennsylvania 11; Adelphi 16, Michigan St. 10; North Carolina 19, Towson 8; Massachusetts 16, Cornell 7. **Quarterfinals:** Syracuse 18, Navy 11; Maryland 12, Adelphi 11 (ot); North Carolina 12, Loyola (Md.) 5; Johns Hopkins 9, Massachusetts 4. **Semifinals:** Syracuse 18, Maryland 8; Johns Hopkins 10, North Carolina 6. **Championship:** Syracuse 13, Johns Hopkins 12.

1990 First Round: Brown 12, Massachusetts 9; Harvard 9, Notre Dame 3; Rutgers 7, Virginia 6; Princeton 9, Johns Hopkins 8. **Quarterfinals:** Syracuse 20, Brown 12; North Carolina 18, Harvard 3; Loyola (Md.) 19, Rutgers 10; Yale 17, Princeton 8. **Semifinals:** Syracuse 21, North Carolina 10; Loyola (Md.) 14, Yale 13 (2 ot). **Championship:** Syracuse 21, Loyola (Md.) 9.

1991 First Round: Loyola (Md.) 20, Massachusetts 9; Syracuse 28, Michigan St. 7; Towson 14, Virginia 13; Maryland 13, Rutgers 7. **Quarterfinals:** North Carolina 11, Loyola (Md.) 9; Syracuse 11, Johns Hopkins 8; Towson 14, Princeton 13 (3 ot); Maryland 16, Brown 13. **Semifinals:** North Carolina 19, Syracuse 13; Towson 15, Maryland 11. **Championship:** North Carolina 18, Towson 13.

1992 First Round: Yale 9, Navy 3; Johns Hopkins 15, Notre Dame 7; Maryland 13, Duke 11; Brown 19, Loyola (Md.) 12. **Quarterfinals:** Syracuse 17, Yale 8; Johns Hopkins 15, Towson 8; Princeton 11, Maryland 10; North Carolina 16, Brown 10. **Semifinals:** Syracuse 21, Johns Hopkins 16; Princeton 16, North Carolina 14. **Championship:** Princeton 10, Syracuse 9 (2 ot).

1993 First Round: Army 15, Maryland 11; Virginia 19, Notre Dame 9; Hofstra 9, Massachusetts 8; Loyola (Md.) 19, Navy 8. **Quarterfinals:** North Carolina 14, Army 5; Johns Hopkins 14, Virginia 10; Syracuse 20, Hofstra 8; Princeton 12, Loyola (Md.) 6. **Semifinals:** North Carolina 16, Johns Hopkins 10; Syracuse 15, Princeton 9. **Championship:** Syracuse 13, North Carolina 12.

1994 First Round: Duke 14, Maryland 9; Virginia 23, Notre Dame 4; Johns Hopkins 22, Towson 16; Brown 12, Navy 5. **Quarterfinals:** Syracuse 12, Duke 11; Virginia 12, North Carolina 10; Princeton 12, Johns Hopkins 11 (ot); Brown 14, Loyola (Md.) 13 (ot). **Semifinals:** Virginia 15, Syracuse 14 (ot); Princeton 10, Brown 7. **Championship:** Princeton 9, Virginia 8 (ot).

1995 First Round: Loyola (Md.) 17, North Carolina 11; Notre Dame 12, Duke 10; Princeton 11, Massachusetts 6; Brown 17, Cornell 9. **Quarterfinals:** Johns Hopkins 18, Loyola (Md.) 5; Maryland 14, Notre Dame 11; Syracuse 15, Princeton 11; Virginia 16, Brown 13. **Semifinals:** Maryland 16, Johns Hopkins 8; Syracuse 20, Virginia 13. **Championship:** Syracuse 13, Maryland 9.

1996 First Round: Towson 16, Loyola (Md.) 11; Syracuse 12, Army 3; Harvard 15, Hofstra 12; Johns Hopkins 12, Notre Dame 7. **Quarterfinals:** Princeton 22, Towson 6; Syracuse 19, North Carolina 12; Virginia 23, Harvard 12; Johns Hopkins 9, Maryland 7. **Semifinals:** Princeton 11, Syracuse 9; Virginia 16, Johns Hopkins 10. **Championship:** Princeton 13, Virginia 12 (ot).

1997 First Round: Massachusetts 6, Hofstra 4; Duke 11, Brown 6; Loyola (Md.) 21, Notre Dame 5; Maryland 14, Georgetown 10. **Quarterfinals:** Princeton 11, Massachusetts 9; Duke 12, Johns Hopkins 11 (ot); Syracuse 13, Loyola (Md.) 12; Maryland 10, Virginia 9. **Semifinals:** Princeton 10, Duke 9; Maryland 18, Syracuse 17. **Championship:** Princeton 19, Maryland 7.

1998 First Round: Georgetown 9, UMBC 8; Maryland 18, Butler 10; Virginia 16, Hobart 10; Duke 16, North Carolina 14. **Quarterfinals:** Loyola (Md.) 12, Georgetown 11; Maryland 11, Johns Hopkins 10 (ot); Syracuse 17, Virginia 14; Princeton 11, Duke 9. **Semifinals:** Maryland 19, Loyola (Md.) 8; Princeton 11, Syracuse 10. **Championship:** Princeton 15, Maryland 5.

1999 First Round: Syracuse 7, Princeton 5; Georgetown 14, Notre Dame 10; Delaware 12, UMBC 11 (ot); Hofstra 15, Navy 7. **Quarterfinals:** Syracuse 17, Loyola (Md.) 12; Georgetown 17, Duke 14; Virginia 17, Delaware 10; Johns Hopkins 11, Hofstra 7. **Semifinals:** Syracuse 13, Georgetown 10; Virginia 16, Johns Hopkins 11. **Championship:** Virginia 12, Syracuse 10.

2000 First Round: Georgetown 14, Cornell 12; Duke 13, Hobart 1; Notre Dame 15, Loyola (Md.) 13; Maryland 14, Hofstra 12. **Quarterfinals:** Syracuse 17, Georgetown 13; Johns Hopkins 15, Notre Dame 11; Princeton 10, Maryland 7; Virginia 10, Duke 9. **Semifinals:** Syracuse 14, Johns Hopkins 12; Princeton 12, Virginia 11. **Championship:** Syracuse 13, Princeton 7.

2001 First Round: Hofstra 15, Virginia 14 (ot); Notre Dame 12, Bucknell 7; Towson 12, Duke 10; Loyola (Md.) 11, Georgetown 9. **Quarterfinals:** Syracuse 18, Hofstra 13; Notre Dame 13, Johns Hopkins 9; Towson 12, Maryland 11; Princeton 8, Loyola (Md.) 7. **Semifinals:** Syracuse 12, Notre Dame 5, Princeton 12, Towson 11. **Championship:** Princeton 10, Syracuse 9 (ot)

Syracuse 21, North Carolina 10; Loyola (Md.) 14, Yale 13 (2 ot). **Championship:** Syracuse 21, Loyola (Md.) 9.

1991 First Round: Loyola (Md.) 20, Massachusetts 9; Syracuse 28, Michigan St. 7; Towson 14, Virginia 13; Maryland 13, Rutgers 7. **Quarterfinals:** North Carolina 11, Loyola (Md.) 9; Syracuse 11, Johns Hopkins 8; Towson 14, Princeton 13 (3 ot); Maryland 16, Brown 13. **Semifinals:** North Carolina 19, Syracuse 13; Towson 15, Maryland 11. **Championship:** North Carolina 18, Towson 13.

1992 First Round: Yale 9, Navy 3; Johns Hopkins 15, Notre Dame 7; Maryland 13, Duke 11; Brown 19, Loyola (Md.) 12. **Quarterfinals:** Syracuse 17, Yale 8; Johns Hopkins 15, Towson 8; Princeton 11, Maryland 10; North Carolina 16, Brown 10. **Semifinals:** Syracuse 21, Johns Hopkins 16; Princeton 16, North Carolina 14. **Championship:** Princeton 10, Syracuse 9 (2 ot).

1993 First Round: Army 15, Maryland 11; Virginia 19, Notre Dame 9; Hofstra 9, Massachusetts 8; Loyola (Md.) 19, Navy 8. **Quarterfinals:** North Carolina 14, Army 5; Johns Hopkins 14, Virginia 10; Syracuse 20, Hofstra 8; Princeton 12, Loyola (Md.) 6. **Semifinals:** North Carolina 16, Johns Hopkins 10; Syracuse 15, Princeton 9. **Championship:** Syracuse 13, North Carolina 12.

1994 First Round: Duke 14, Maryland 9; Virginia 23, Notre Dame 4; Johns Hopkins 22, Towson 16; Brown 12, Navy 5. **Quarterfinals:** Syracuse 12, Duke 11; Virginia 12, North Carolina 10; Princeton 12, Johns Hopkins 11 (ot); Brown 14, Loyola (Md.) 13 (ot). **Semifinals:** Virginia 15, Syracuse 14 (ot); Princeton 10, Brown 7. **Championship:** Princeton 9, Virginia 8 (ot).

1995 First Round: Loyola (Md.) 17, North Carolina 11; Notre Dame 12, Duke 10; Princeton 11, Massachusetts 6; Brown 17, Cornell 9. **Quarterfinals:** Johns Hopkins 18, Loyola (Md.) 5; Maryland 14, Notre Dame 11; Syracuse 15, Princeton 11; Virginia 16, Brown 13. **Semifinals:** Maryland 16, Johns Hopkins 8; Syracuse 20, Virginia 13. **Championship:** Syracuse 13, Maryland 9.

1996 First Round: Towson 16, Loyola (Md.) 11; Syracuse 12, Army 3; Harvard 15, Hofstra 12; Johns Hopkins 12, Notre Dame 7. **Quarterfinals:** Princeton 22, Towson 6; Syracuse 19, North Carolina 12; Virginia 23, Harvard 12; Johns Hopkins 9, Maryland 7. **Semifinals:** Princeton 11, Syracuse 9; Virginia 16, Johns Hopkins 10. **Championship:** Princeton 13, Virginia 12 (ot).

1997 First Round: Massachusetts 6, Hofstra 4; Duke 11, Brown 6; Loyola (Md.) 21, Notre Dame 5; Maryland 14, Georgetown 10. **Quarterfinals:** Princeton 11, Massachusetts 9; Duke 12, Johns Hopkins 11 (ot); Syracuse 13, Loyola (Md.) 12; Maryland 10, Virginia 9. **Semifinals:** Princeton 10, Duke 9; Maryland 18, Syracuse 17. **Championship:** Princeton 19, Maryland 7.

1998 First Round: Georgetown 9, UMBC 8; Maryland 18, Butler 10; Virginia 16, Hobart 10; Duke 16, North Carolina 14. **Quarterfinals:** Loyola (Md.) 12, Georgetown 11; Maryland 11, Johns Hopkins 10 (ot); Syracuse 17, Virginia 14; Princeton 11, Duke 9. **Semifinals:** Maryland 19, Loyola (Md.) 8; Princeton 11, Syracuse 10. **Championship:** Princeton 15, Maryland 5.

1999 First Round: Syracuse 7, Princeton 5; Georgetown 14, Notre Dame 10; Delaware 12, UMBC 11 (ot); Hofstra 15, Navy 7. **Quarterfinals:** Syracuse 17, Loyola (Md.) 12; Georgetown 17, Duke 14; Virginia 17, Delaware 10; Johns Hopkins 11, Hofstra 7. **Semifinals:** Syracuse 13, Georgetown 10; Virginia 16, Johns Hopkins 11. **Championship:** Virginia 12, Syracuse 10.

2000 First Round: Georgetown 14, Cornell 12; Duke 13, Hobart 1; Notre Dame 15, Loyola (Md.) 13; Maryland 14, Hofstra 12. **Quarterfinals:** Syracuse 17, Georgetown 13; Johns Hopkins 15, Notre Dame 11; Princeton 10, Maryland 7; Virginia 10, Duke 9. **Semifinals:** Syracuse 14, Johns Hopkins 12; Princeton 12, Virginia 11. **Championship:** Syracuse 13, Princeton 7.

2001 First Round: Hofstra 15, Virginia 14 (ot); Notre Dame 12, Bucknell 7; Towson 12, Duke 10; Loyola (Md.) 11, Georgetown 9. **Quarterfinals:** Syracuse 18, Hofstra 13; Notre Dame 13, Johns Hopkins 9; Towson 12, Maryland 11; Princeton 8, Loyola (Md.) 7. **Semifinals:** Syracuse 12, Notre Dame 5, Princeton 12, Towson 11. **Championship:** Princeton 10, Syracuse 9 (ot)

2002 First Round: Massachusetts 17, Fairfield 4; Georgetown 12, Manhattan 7; Cornell 12, Stony Brook 3; Duke 22, Hobart 6. **Quarterfinals:** Princeton 14, Georgtown 13; Syracuse 10, Duke 9; Johns Hopkins 13, Massachusetts 12 (ot), Virginia 11, Cornell 10. **Semifinals:** Princeton 11, Johns Hopkins 9; Syracuse 12, Virginia 11 (2 ot). **Championship:** Syracuse 13, Princeton 12.

2003 First Round: Johns Hopkins 14, Army 2; Towson 11, Penn St. 6; Princeton 16, Albany (N.Y.) 10; Syracuse 13, Dartmouth 11; Maryland 8, Ohio St. 5; Massachusetts 9, Hofstra 6; Georgetown 9, Rutgers 6; Virginia 19, Mt. St. Mary's 8. **Quarterfinals:** Johns Hopkins 14, Towson 6; Syracuse 15, Princeton 5; Maryland 13, Massachusetts 7; Virginia 12, Georgetown 7. **Semifinals:** Johns Hopkins 19, Syracuse 8; Virginia 14, Maryland 4. **Championship:** Virginia 9, Johns Hopkins 7.

Lacrosse

DIVISION II



Photo by: Larry French/NCAA Photos

NYIT goalie Matt Hunter netted MOP honors as the Bears won their second title.

2003 Championship

Edited by Marty Benson.

Highlights

NYIT Rides Goalie to Title: NYIT avenged the previous year's championship-game loss to Limestone with a 9-4 win over the defending champions May 25, at Baltimore's M&T Bank Stadium.

The game was played in front of a record turnstile crowd of 15,417, obliterating the old mark of 2,180, set in 2001 at Rutgers' Yurcak Field. NYIT's championship was its second in four title-game appearances. The Bears also won in 1997.

NYIT goalie Matt Hunter earned most outstanding player honors with 12 saves, including five in the first half, helping hold the defending champs to one goal at intermission.

This was the first Division II championship played on the same field as the Division I and III games. The Division II title game had been played in a smaller stadium adjacent to the main stadium, but on the same campus as the other two games since 1998.

Despite steady rain, counting the all-session sales and walk-up tickets for the Division II game, paid attendance was 33,023. Because the Division II game had never before been part of the all-session ticket package, the paid attendance and turnstile attendance had previously been equal.

For more, see the June 9, 2003 issue of The NCAA News at www.ncaa.org.

Results

SEMIFINALS

MAY 17

Limestone 12, Mercyhurst 4

Mercyhurst ..... 2 0 0 2— 4
Limestone ..... 0 5 3 4—12
Mercyhurst scoring – Andrew Sands, Andrew Schuster, Joe Poole, Jerod Felice.
Limestone scoring – Devan Spilker 3, David Wooster 3, Jason Randolph 2, Robert Woody 2, Nolan Heavenor, Patrick Cardiff.
Shots: Mercyhurst 25, Limestone 49. Saves: M – Mike Rispoli 15, Kevin Tidgewell 1, Jim McCann 0; L – Matt Malloy 9, Jason Bendjy 2. Attendance: 323.

NYIT 12, Le Moyne 11

NYIT ..... 2 2 4 4—12
Le Moyne ..... 0 3 4 4—11
NYIT scoring – Frank Lawrence 4, Tom Zummo 2, Joe Gabrysiak 2, Paul Montali 2, Brian Boyle, William O'Hare.
Le Moyne scoring – Brandon Spillett 4, Jason Brown 3, Trevor Ames, Mike Moran, Bob Tulowiecki, Kyle Reichel.
Shots: NYIT 41, Le Moyne 45. Saves: N – Matt Hunter 14, L – Tom Kimble 8. Attendance: 1,078.

CHAMPIONSHIP

MAY 25 AT BALTIMORE

NYIT 9, Limestone 4

NYIT ..... 2 2 2 3—9
Limestone ..... 1 0 0 3—4
NYIT scoring — Tom Zummo 2, Joe Gabrysiak 2, Paul Montali 2, Sean Meagher 2, Joseph Vasold.
Limestone scoring — Devan Spilker 2, Robert Woody 2.
Shots: NYIT 24, Limestone 32. Saves: N – Matt Hunter 12; L — Matt Malloy 9. Attendance (Turnstile): 15,417.

History

Team Results

Year	Champion (Record)	Coach	Score	Runner-Up	Championship Game Host or Site	Championship Paid Attendance	Total Paid Attendance
1974	Towson (14-1)	Carl Runk	18-17 (ot)	Hobart	Cortland St.		—
1975	Cortland St. (10-4)	Chuck Winters	12-11	Hobart	C.W. Post		—
1976	Hobart (14-3)	Jerry Schmidt	18- 9	Adelphi	UMBC		5,490
1977	Hobart (15-0)	Jerry Schmidt	23-13	Washington (Md.)	Hobart		10,705
1978	Roanoke (12-2)	Paul Griffin	14-13	Hobart	Hobart		9,043
1979	Adelphi (13-3)	Paul Doherty	17-12	UMBC	Adelphi		7,754
1980	UMBC (11-3)	Dick Watts	23-14	Adelphi	UMBC		834
1981	Adelphi (10-2)	Paul Doherty	17-14	Loyola (Md.)	Adelphi		820
1993	Adelphi (8-3)	Kevin Sheehan	11- 7	C.W. Post	C.W. Post		921
1994	Springfield (12-2)	Keith Bugbee	15-12	NYIT	C.W. Post		709
1995	Adelphi (10-3)	Sandy Kapatos	12-10	Springfield	Springfield		1,227
1996	C.W. Post (10-3)	Tom Postel	15-10	Adelphi	C.W. Post		952
1997	NYIT (12-2)	Jack Kaley	18-11	Adelphi	Adelphi		838
1998	Adelphi (12-3)	Sandy Kapatos	18- 6	C.W. Post	Rutgers (Yurcak Field)		1,616
1999	Adelphi (10-3)	Sandy Kapatos	11- 8	C.W. Post	Maryland (Ludwig Field)		1,429
2000	Limestone (14-2)	Mike Cerino	10- 9	C.W. Post	Maryland (Ludwig Field)		2,019
2001	Adelphi (12-2)	Sandy Kapatos	14-10	Limestone	Rutgers (Yurcak Field)	2,180	3,058
2002	Limestone (13-2)	T.W. Johnson	11- 9	NYIT	Rutgers (Yurcak Field)	2,141	3,298
2003	NYIT (14-0)	Jack Kaley	9- 4	Limestone	Baltimore	15,417	16,818

[Note: From 1974-79 and from 2001 to present, a tournament format with no third-place game was held. From 1980 to 2000 only a championship game was held.

Leading Scorer, Year-by-Year

1974 Rick Gilbert, Hobart, 20
1975 Bob Griebe, Towson, 15
1976 John Cheek, Washington (Md.), 20
1977 Roy McAdam, Hobart, 21
1978 Richard Graham, Roanoke, 20

1979 Bob Engelke, Adelphi and Jay Robertson, UMBC, 22
1980 Jay Robertson, UMBC, 8
1981 Ed Hughes, Adelphi, 8
1993 Gary Reh and Brian Eisenberg, Adelphi, 4
1994 Mark Anastas, Springfield; Gerald Mule, NYIT and Jared Smith, Springfield, 6

1995 Gary Reh, Adelphi, and Jared Smith, Springfield, 4
1996 Dave Loiacano, C.W. Post, 6
1997 Steve Tempone, NYIT, 6
1998 Anthony Picone, Adelphi; James Miceli, Adelphi; Mark Mangan, Adelphi, 4
1999 Brian Tower, Adelphi; Benny Cottone, C.W. Post, 4

2000 Benny Cottone, C.W. Post, 5
2001 Mike McInerney, Adelphi, 9
2002 Nick Carlson, Limestone, 10
2003 Frank Lawrence, NYIT
Tom Zummo, NYIT
Devan Spilker, Limestone, 7

Most Outstanding Player

1995 Gary Cegielski, Adelphi
1997 Joe Brock, NYIT
1998 Anthony Picone, Adelphi
1999 Anthony Saccone, Adelphi
2000 Nick Carlson, Limestone
2001 Mike McInerney, Adelphi
2002 Devan Spilker, Limestone
2003 Matt Hunter, NYIT

Individual Records

GOALS, GAME
8—Harold Draffen, Hobart (17) vs. Towson (18), 5-25-74; John Hildebrand, Ohio Wesleyan (22) vs. Kutztown (17), 5-12-76.

GOALS, TOURNAMENT
18—John Cheek, Washington (Md.) (7 vs. Plymouth St., 5 vs. Roanoke, 6 vs. Adelphi), 1976.

ASSISTS, GAME
9—Bob Engelke, Adelphi (23) vs. Baltimore (15), 5-10-78.

ASSISTS, TOURNAMENT
18—Bob Engelke, Adelphi (4 vs. Cortland St., 7 vs. St. Lawrence, 7 vs. UMBC), 1979.

POINTS, GAME
11—Rick Gilbert, Hobart (15) vs. Roanoke (6), 5-18-74.

POINTS, TOURNAMENT
22—Bob Engelke, Adelphi (2-4 vs. Cortland St., 2-7 vs. St. Lawrence, 0-7 vs. UMBC), 1979; Jay Robertson, UMBC (0-3 vs. Babson, 4-3 vs. Roanoke, 5-2 vs. Towson, 2-3 vs. Adelphi), 1979.

SAVES, GAME
31—Steve Allison, Ithaca (9) vs. Cortland St. (11), 5-9-79.

SAVES, TOURNAMENT
57—Tim Hart, Washington (Md.) (13 vs. Ohio Wesleyan, 24 vs. UMBC, 20 vs. Hobart), 1977.

Team Records

GOALS, GAME
29—Hobart vs. Ithaca (6), 5-13-78.

GOALS, BOTH TEAMS
39—Ohio Wesleyan (22) vs. Kutztown (17), 5-12-76.

GOALS TOURNAMENT
66—Hobart (29 vs. Ithaca, 24 vs. Cortland St., 13 vs. Roanoke), 1978.

ASSISTS, GAME
18—Washington (Md.) (25) vs. Plymouth St. (5), 5-12-76; Towson (24) vs. New Haven (5), 5-11-78.

ASSISTS, TOURNAMENT
40—Towson, 1974.

SHOTS, GAME
79—Hobart (29) vs. Ithaca (6), 5-13-78.

SHOTS, BOTH TEAMS
115—Towson (51) vs. Hobart (64), 5-25-74.

SHOTS, TOURNAMENT
236—Hobart (66 vs. FDU-Florham, 58 vs. Towson, 56 vs. Ohio Wesleyan, 56 vs. Adelphi), 1976.

Won-Lost Records in Tournament Play

Team (Years Participated)	Yrs.	Won	Lost	Pct.	1st	2nd	3rd
Adelphi (1974-76-77-78-79-80-81-93-95-96-97-98-99-2001)	14	16	6	.727	7	4	1
Babson (1979)	1	0	1	.000	0	0	0
Baltimore (1974-76-77-78)	4	3	3	.500	0	0	0
C.W. Post (1977-93-96-98-99-2000-01)	7	1	5	.167	1	4	0
Cortland St. (1974-75-76-77-78-79)	6	7	5	.583	1	0	2
FDU-Florham (1976)	1	0	1	.000	0	0	0
Hobart (1974-75-76-77-78-79)	6	13	4	.765	2	3	0
Ithaca (1978-79)	2	1	2	.333	0	0	0
Kutztown (1976)	1	0	1	.000	0	0	0
Le Moyne (2002-03)	2	0	2	.000	0	0	2
Limestone (2000-01-02-03)	4	5	2	.714	2	2	0
Loyola (Md.) (1979-81)	2	0	2	.000	0	1	0
UMBC (1974-75-76-77-78-79-80)	7	6	6	.500	1	1	2
Mercyhurst (2003)	1	0	1	.000	0	0	1
Morgan St. (1975)	1	0	1	.000	0	0	0
New Haven (1977-78)	2	0	2	.000	0	0	0
NYIT (1994-97-2003)	4	4	2	.667	2	2	0
Ohio Wesleyan (1975-76-77-78-79)	5	3	5	.375	0	0	1
Plymouth St. (1976)	1	0	1	.000	0	0	0
Roanoke (1974-76-77-78-79)	5	4	4	.500	1	0	1
St. Andrews (2002)	1	0	1	.000	0	0	1
St. Lawrence (1979)	1	2	1	.667	0	0	1
Salisbury (1975-77-78-79)	4	1	4	.200	0	0	0
Springfield (1994-95)	2	1	1	.500	1	1	0
Towson (1974-75-76-77-78-79)	6	6	5	.545	1	0	2
Washington (Md.) (1974-75-76-77-78)	5	6	5	.545	0	1	2
Wingate (2001)	1	0	1	.000	0	0	1

[Note: From 1974-79 and from 2001 to present, a tournament format with no third-place game was held. Semifinal losers are credited with a third-place finish. From 1980-2000, only a championship game was held.]

All-Time Results

1974 First Round: Adelphi 14, Washington (Md.) 13; Cortland St. 16, UMBC 13; Hobart 15, Roanoke 6; Towson 22, Baltimore 11. **Semifinals:** Towson 22, Adelphi 9; Hobart 14, Cortland St. 10. **Championship:** Towson 18, Hobart 17 (ot).

1975 First Round: Hobart 18, Ohio Wesleyan 8; Towson 17, Salisbury 7; Washington (Md.) 17, Morgan St. 8; Cortland St. 9, UMBC 8 (ot). **Semifinals:** Hobart 17, Towson 9; Cortland St. 16, Washington (Md.) 6. **Championship:** Cortland St. 12, Hobart 11.

1976 First Round: Baltimore 8, UMBC 6; Washington (Md.) 25, Plymouth St. 5; Ohio Wesleyan 22, Kutztown 17; Hobart 19, FDU-Florham 6. **Quarterfinals:** Adelphi 7, Baltimore 2; Washington (Md.) 17, Roanoke 15; Ohio Wesleyan 12, Cortland St. 11; Hobart 10, Towson 6. **Semifinals:** Adelphi 13, Washington (Md.) 10; Hobart 14, Ohio Wesleyan 5. **Championship:** Hobart 18, Adelphi 9.

1977 First Round: Baltimore 11, Salisbury 10; Adelphi 15, New Haven 9; Ohio Wesleyan 18, Towson 13; Cortland St. 12, C.W. Post 7. **Quarterfinals:** Hobart 26, Baltimore 12; Roanoke 14, Adelphi 12; Washington (Md.) 21, Ohio Wesleyan 11; UMBC 17, Cortland St. 7. **Semifinals:** Hobart 15, Roanoke 13; Washington (Md.) 11, UMBC 9. **Championship:** Hobart 23, Washington (Md.) 13.

1978 First Round: Ithaca 15, Salisbury 9; Towson 24, New Haven 5; Adelphi 23, Baltimore 15; Washington (Md.) 10, Ohio Wesleyan 6. **Quarterfinals:** Hobart 29, Ithaca 6; Cortland St. 13, Towson 12; Roanoke 13, Adelphi 8; UMBC 16, Washington (Md.) 10. **Semifinals:** Hobart 24, Cortland St. 9; Roanoke 12, UMBC 7. **Championship:** Roanoke 14, Hobart 13.

1979 First Round: Salisbury 13, Loyola (Md.) 12; UMBC 22, Babson 7; Cortland St. 11, Ithaca 9; St. Lawrence 14, Ohio Wesleyan 12. **Quarterfinals:** Towson 17, Salisbury 4; UMBC 14, Roanoke 9; Adelphi 14, Cortland St. 9; St. Lawrence 12, Hobart 11. **Semifinals:** UMBC 16, Towson 12; Adelphi 16, St. Lawrence 13. **Championship:** Adelphi 17, UMBC 12.

2001 Semifinals: Adelphi 16, C.W. Post 8; Limestone 20, Wingate 2. **Championship:** Adelphi 14, Limestone 10.

2002 Semifinals: NYIT 12, Le Moyne 7; Limestone 11, St. Andrews 7. **Championship:** Limestone 11, NYIT 9.

2003 Semifinals: Limestone 12, Mercyhurst 4; NYIT 12, Le Moyne 11. **Championship:** NYIT 9, Limestone 4.

Note: From 1980 to 2000, only a championship game was held. The results of these games can be found on the previous page under "Team Results."

Lacrosse

DIVISION III

2003 Championship

Edited by Marty Benson.

Highlights

Sea Gulls End Middlebury Reign: Salisbury weathered a Middlebury comeback that erased the Sea Gulls' 10-4 halftime lead to claim a 14-13 victory on a goal from Chris Phillips, 29 seconds into the first sudden victory period.

The championship gave Salisbury its fourth title overall and first since 1999, when the runner-up also was Middlebury. The champion's Josh Bergey won most outstanding player honors after finishing with four goals and three assists.

A soggy record crowd of 15,417 (turnstile) watched the muddy play in Baltimore's M&T Bank Stadium.

For more, see the June 9, 2003 issue of The NCAA News at www.ncaa.org.

LEADING SCORERS

Name	GP	G	A	Pts.
Josh Bergey, Salisbury	4	19	10	29
Charley Howe, Middlebury	4	14	5	19
Chris Phillips, Salisbury	4	8	6	14
Mike Saraceni, Middlebury	4	5	8	13
Ryder Bateman, Whittier	3	12	0	12
Scott Simmons, Salisbury	4	11	1	12
Matt Silverio, Hamilton	2	8	2	10
Phil Dick, Hampton-Sydney	2	8	1	9
Jason Mordaci, Nazareth	2	8	1	9
Andrew Roth, Cortland St.	2	7	2	9

Photo by Larry French/NCAA Photos

Salisbury's Chris Phillips (right) celebrates after scoring the sudden victory game-winner.

Results

FIRST ROUND

MAY 7

Cabrini 13, Widener 8

Cabrini ..... 1 5 3 4—13
Widener ..... 4 2 1 1— 8
Cabrini scoring—Mike Pape 3, Rory Friel 3, Matt Campbell 2, Michael Piccoli 2, Kevin Rayer, Matthew Grosse, Paul Archambault.
Widener scoring—Kyle Swezey 4, Jamie Lockard, Todd Fairlie, Steve Littlewood, Brian Manion.
Shots: Cabrini N/A, Widener 29. Saves: C—Antonio Masone 11; W—Pat Carmack 24, Dan Manard 0. Attendance: 272.

SECOND ROUND

MAY 10

Salisbury 16, Cabrini 1

Cabrini ..... 0 1 0 0— 1
Salisbury ..... 10 2 2 2—16
Cabrini scoring—Matthew Grosse.
Salisbury scoring—Josh Bergey 4, Chris Phillips 3, Mike Ricucci 2, Justin Smith 2, Andy Murray, Dan Boyer, Andrew Reed, Brian Bradford, Scott Simmons.
Shots: Cabrini 18, Salisbury 50. Saves: C—Antonio Masone 18; S—Dan Korpon 9, Mike Taylor 0. Attendance: 401.

MAY 11

Frank. & Marsh. 13, Lynchburg 12 (ot)

Frank. & Marsh. ..... 4 3 3 2 1—13
Lynchburg ..... 5 4 2 1 0—12
Frank. & Marsh. scoring—Steve Welsh 4, Jon Singer 3, Beau Smith 3, Bas Solleveld, Colin Hanley, Bryan Nolan.
Lynchburg scoring—Kevin Reinecke 4, Paul Venturella 3, Brandon Childs 2, Billy McCulloch, Logan Short, Andy Sinclair.
Shots: Frank. & Marsh. 45, Lynchburg 46. Saves: FM—Mike Sartorius 22; L—Nick Braun 12. Attendance: 522.

MAY 10

Hampden-Sydney 10, Washington (Md.) 8

Washington (Md.) ..... 3 2 2 1— 8
Hampden-Sydney ..... 3 2 2 3—10
Washington (Md.) scoring—Mike Christie 3, Craig Earley 3, Steve Berger 2.
Hampden-Sydney scoring—Phil Dick 3, Matt Fassnacht 3, Jason Rostan 2, Sean McChesney, Chris Lucas.
Shots: Washington (Md.) 50, Hampden-Sydney 31. Saves: W—Richard Yost 8; HS—Jeremy Bull 14. Attendance: 350.

MAY 10

Whittier 14, Stevens Tech 5

Stevens Tech ..... 0 1 1 3— 5
Whittier ..... 3 4 5 2—14
Stevens Tech scoring—Mike Baumbach 2, Matt Kuppe, Rich Benson, Erik Reckdenwald.
Whittier scoring—Ryder Bateman 4, Luke Gilbert 2, Dan Finck 2, Dax Harrison 2, Kelly Hall, Andrew Biers, Larry Giglio, Evan Cardwell.
Shots: Stevens Tech 26, Whittier 38. Saves: ST—Matt Cannon 12; W—Adam Messick 8. Attendance: 300.

MAY 10

Cortland St. 19, Gordon 2

Gordon ..... 1 0 0 1— 2
Cortland St. ..... 5 5 5 4—19
Gordon scoring—Peter Chapman, Mark Schreiber.
Cortland St. scoring—Drew Hyatt 3, Kyle Lambert 3, Ryan LaFleur 3, Derek Elvin 2, Clyde Robinson 2, Craig Degnan 2, Andrew Roth 2, Mike Bryant, Jack Popper.
Shots: Gordon 11, Cortland St. 51. Saves: G—Jeremy Collins 12; CS—Steve Feltmann 4, Michael Draper 1. Attendance: 300.

MAY 10

Hamilton 11, Eastern Conn. St. 10 (ot)

Eastern Conn. St. ..... 2 4 0 4 0—10
Hamilton ..... 2 4 1 3 1—11

Eastern Conn. St. scoring—Eric Faraday 3, Marc DiGiovanni 2, Ryan Perkoski 2, Brian Hebron, Andy Stockfisch, Kris McQuarrie.
Hamilton scoring—Matt Silverio 4, Bryan St. John 2, Jim Henry, Sean Lackaye, Dan Geiger, Jack Newton, Scott Cohen.
Shots: Eastern Conn. St. 22, Hamilton 21. Saves: EC—Mark Hayes 10; H—Jason Mlezko 12. Attendance: 318.

MAY 10
Nazareth 15, Ohio Wesleyan 4
Ohio Wesleyan ..... 0 2 0 2— 4
Nazareth ..... 5 5 4 1—15
Ohio Wesleyan scoring—Michael Long 2, John Schlegel, Andy Rowe.
Nazareth scoring—Jason Mordaci 5, Chris Balash 3, Brandon Brown 2, Bryan Adams, David Graham, T.J. Rogers, Justin Reeves, Erik Sullivan.
Shots: Ohio Wesleyan 35, Nazareth 47. Saves: OW—Paul McCommons 13; N—Don Green 18, George Polino 0, Alex Civalier 0. Attendance: 1,500.

MAY 10
Middlebury 11, Springfield 9
Springfield ..... 4 1 3 1— 9
Middlebury ..... 4 2 2 3—11
Springfield scoring—Paul Purdy 4, Taylor Brown, Brian Endicott, Derek Pedrick, Sean Harrington, Dan Blinn.
Middlebury scoring—Charley Howe 3, Mike Saraceni 2, Ben Tobey, Andrew Giordano, Mike Frissora, Greg Bastis, Chris Davis, Tom O'Connor.
Shots: Springfield 24, Middlebury 54. Saves: S—P.J. Rovinelli 18; M—Eric Krieger 9. Attendance: 800.

QUARTERFINALS

MAY 14
Salisbury 26, Frank. & Marsh. 8
Frank. & Marsh. ..... 2 1 3 2— 8
Salisbury ..... 8 8 4 6—26
Frank. & Marsh. scoring—Bryan Nolan 4, Beau Smith 2, Bas Solleveld, Vandy Vanderwarker.
Salisbury scoring—Scott Simmons 5, Josh Bergey 4, Joe Tamberrino 3, Justin Smith 3, Dan Boyer 2, Andy Murray 2, Mike Ricucci 2, Chris Phillips, Chris Lauer, Andy Arnold, Jeff Bigas, Kevin Gemmell.
Shots: Frank. & Marsh. 26, Salisbury 52. Saves: FM—Mike Sartorius 10, Rob Hamilton 1; S—Dan Korpon 7, Mike Taylor 0. Attendance: 530.

MAY 14
Whittier 19, Hampden-Sydney 15
Hampden-Sydney ..... 3 3 5 4—15
Whittier ..... 3 4 6 6—19
Hampden-Sydney scoring—Phil Dick 5, Chris Lucas 3, Matt Fassnacht 3, Jason Rostan 2, Wilson MacIlwaine, Chris Schaaf.
Whittier scoring—Ryder Bateman 7, Andrew Biers 3, Luke Gilbert 3, Aaron Hopkins 2, Kelly Hall, Larry Giglio, Adam Messick, Aaron Jaffe.
Shots: Hampden-Sydney 35, Whittier 45. Saves: HS—Jeremy Bull 18; W—Adam Messick 17. Attendance: 400.

MAY 14
Cortland St. 8, Hamilton 7
Hamilton ..... 1 0 3 3—7
Cortland St. ..... 2 1 3 2—8
Hamilton scoring—Matt Silverio 4, Jim Henry 2, Jack Newton.
Cortland St. scoring—Andrew Roth 3, Craig Degnan 3, Kyle Lambert 2.
Shots: Hamilton 35, Cortland St. 38. Saves: H—Jason Mleczko 14; CS—Steve Feltmann 15. Attendance: 535.

MAY 14
Middlebury 21, Nazareth 12
Nazareth ..... 2 4 2 4—12
Middlebury ..... 4 7 6 4—21
Nazareth scoring—Jason Mordaci 3, Bryan Adams 2, Brandon Brown 2, David Graham, Bryan Coon, Erik Sullivan, Chris Balash, Brian Navarra.
Middlebury scoring—Charley Howe 5, Mike Frissora 4, Greg Bastis 4, Jonathan Sisto 3, Jamie Duke, Mike Murray, Travis Meyer, Brian Gault, Dave Leach.
Shots: Nazareth 32, Middlebury 65. Saves: N—Don Green 6, Alex Civalier 9, George Polino 0; M—Eric Krieger 10, Ned Courtemanche 0. Attendance: 476.

SEMIFINALS

MAY 18
Salisbury 15, Whittier 8
Whittier ..... 2 1 1 4— 8
Salisbury..... 1 5 4 5—15
Whittier scoring—Kelly Hall 3, Larry Giglio 2, Aaron Hopkins, Luke Gilbert, Ryder Bateman.
Salisbury scoring—Josh Bergey 7, Scott Simmons 4, Andy Murray, Chris Phillips, Andy Arnold, Chris Lauer.
Shots: Whittier 34, Salisbury 38. Saves: W—Adam Messick 12; S—Dan Korpon 15. Attendance: 1,008.

Middlebury 9, Cortland St. 8 (2 ot)
Middlebury ..... 1 2 4 1 0 1—9
Cortland St. ..... 2 2 3 1 0 0—8
Middlebury scoring—Charley Howe 4, Mike Frissora 2, Mike Saraceni 2, Jonathan Sisto.
Cortland St. scoring—Andrew Roth 2, Adam Hughes 2, Derek Elvin, Drew Hyatt, Craig Degnan, Kyle Lambert.
Shots: Middlebury 34, Cortland St. 43. Saves: M—Eric Krieger 17; CS—Steve Feltmann 5. Attendance: 822.

CHAMPIONSHIP

MAY 25 AT BALTIMORE
Salisbury 14, Middlebury 13 (ot)
Middlebury ..... 3 1 4 5 0—13
Salisbury..... 3 7 1 2 1—14
Middlebury scoring—Greg Bastis 3, Charley Howe 2, Mike Frissora 2, Andrew Giordano 2, Jonathan Sisto 2, Mike Saraceni, Ben Tobey.
Salisbury scoring—Josh Bergey 4, Chris Phillips 3, Joe Tamberrino 2, Andy Arnold 2, Scott Simmons, Justin Smith, Kevin Gemmell.
Shots: Middlebury 43, Salisbury 42. Saves: M—Eric Krieger 19; S – Dan Korpon 12. Attendance: 15,417 (turnstile).

History

Team Results

Year	Champion (Record)	Coach	Score	Runner-Up	Host or Site	Championship Game Paid Attendance	Championship Total Paid Attendance
1980	Hobart (12-2)	Dave Urick	11- 8	Cortland St.	Hobart	4,855	8,901
1981	Hobart (12-3)	Dave Urick	10- 8	Cortland St.	Hobart	3,840	6,364
1982	Hobart (11-3)	Dave Urick	9- 8 (ot)	Washington (Md.)	Hobart	2,124	4,813
1983	Hobart (13-2)	Dave Urick	13- 9	Roanoke	Hobart	2,874	6,394
1984	Hobart (9-4)	Dave Urick	12- 5	Washington (Md.)	Hobart	3,210	6,692
1985	Hobart (11-3)	Dave Urick	15- 8	Washington (Md.)	Washington (Md.)	2,640	6,446
1986	Hobart (15-1)	Dave Urick	13-10	Washington (Md.)	Hobart	3,581	9,105
1987	Hobart (10-4)	Dave Urick	9- 5	Ohio Wesleyan	Hobart	4,205	10,264
1988	Hobart (14-4)	Dave Urick	18- 9	Ohio Wesleyan	Ohio Wesleyan	2,742	8,956
1989	Hobart (15-4)	Dave Urick	11- 8	Ohio Wesleyan	Hobart	3,656	7,979
1990	Hobart (15-1)	B.J. O'Hara	18- 6	Washington (Md.)	Hobart	3,857	7,453
1991	Hobart (8-6)	B.J. O'Hara	12-11	Salisbury	Salisbury	3,467	9,256
1992	Nazareth (14-1)	Scott Nelson	22-11	Roanoke	Pennsylvania	6,714	16,026
1993	Hobart (11-3)	B. J. O'Hara	16-10	Ohio Wesleyan	Maryland	9,579	19,964
1994	Salisbury (16-0)	Jim Berkman	15- 9	Hobart	Maryland	12,142	20,879
1995	Salisbury (17-0)	Jim Berkman	22-13	Nazareth	Maryland	15,768	20,359
1996	Nazareth (15-0)	Scott Nelson	11-10 (ot)	Washington (Md.)	Maryland	18,586	26,773
1997	Nazareth (13-3)	Scott Nelson	15-14 (ot)	Washington (Md.)	Maryland	18,086	23,382
1998	Washington (Md.) (14-4)	John Haus	16-10	Nazareth	Rutgers	14,609	21,490
1999	Salisbury (18-1)	Jim Berkman	13- 6	Middlebury	Maryland	17,418	24,547
2000	Middlebury (15-1)	Erin Quinn	16-12	Salisbury	Maryland	17,431	24,542
2001	Middlebury (17-1)	Erin Quinn	15-10	Gettysburg	Rutgers	14,417	17,052
2002	Middlebury (18-1)	Erin Quinn	14- 9	Gettysburg	Rutgers	14,411	20,752
2003	Salisbury (19-1)	Jim Berkman	14-13 (ot)	Middlebury	Baltimore	15,417	23,000

Leading Scorer, Year-by-Year

1980 Scott Petosa, Hobart, 17
1981 Mark Koetzner, Cortland St., 23
1982 Paul Hooper, Washington (Md.), 17
1983 Tom Grimaldi, Hobart, 19
1984 Tom Grimaldi, Hobart, 13
1985 Marc Van Arsdale, Hobart, 16
1986 Ray Gilliam, Hobart, and Bruce Yancey, Washington (Md.), 15
1987 Ray Gilliam, Hobart, 16
1988 Bill Miller, Hobart, 23
1989 Bill Coons, Nazareth, 14
1990 Lance Savage and Jeff Tambroni, Hobart, 17
1991 Rich Franz, Ohio Wesleyan, 19
1992 Marty Kelly, Nazareth, 20
1993 Cabell Maddux, Hobart, 19
1994 Cabell Maddux, Hobart, 20
1995 Jason Coffman, Salisbury, 21
1996 Bart Jaeger, Washington (Md.), 13
1997 Adam Bond, Washington (Md.), 15
1998 Andy Lopatin, Washington (Md.), 17
1999 Adam Pascal, Middlebury, 24
2000 Holt Hopkins, Middlebury and Colin Dougherty, Wash. & Lee, 18
2001 David Seeley, Middlebury, 18
2002 Zach Herbert, Middlebury, 19
2003 Josh Bergey, Salisbury, 29

Most Outstanding Player

1981 Bill Sipperly, Hobart, midfield
1982 Larry Grimaldi, Hobart, midfield
1983 Marc VanArsdale, Hobart, attack
1984 Chuck Warren, Hobart, goalie
1985 Marc VanArsdale, Hobart, attack
1986 Larry Boehm, Washington (Md.), goalie
1987 Shawn Trell, Hobart, goalie
1988 Tom Gravante, Hobart, attack
1989 Matt Kerwick, Hobart, midfield
1990 Jeff Tambroni, Hobart, attack
1991 Tim DeLoe, Hobart, attack
1992 Ronnie Davis, Nazareth, midfield
1993 Cabell Maddux, Hobart, attack
1994 Erik Miller, Salisbury, goalie
1995 Sean Radebaugh, Salisbury, attack
1996 Ben Wineburg, Nazareth, goalie
1997 Trent Brown, Nazareth, attack
1998 Andy Lopatin, Washington (Md.), attack
1999 Brian Smith, Salisbury, attack
2000 David Seeley, Middlebury, attack
2001 Holt Hopkins, Middlebury, attack
2002 Zach Herbert, Middlebury, attack
2003 Josh Bergey, Salisbury, attack

Individual Records

GOALS, GAME

8—Adam Pascal, Middlebury (16) vs. Washington (Md.) (7), 5-16-99.

GOALS, TOURNAMENT

19—Adam Pascal, Middlebury [7 vs. Oneonta St., 8 vs. Washington (Md.), 3 vs. Rochester Inst., 1 vs. Salisbury], 1999; Josh Bergey, Salisbury (4 vs. Cabrini, 4 vs. Frank. & Marsh.; 7 vs. Whittier; 4 vs. Middlebury).

ASSISTS, GAME

7—Bill Miller, Hobart (19) vs. Roanoke (6), 5-16-88; Bill Coons, Nazareth (10) vs. Hobart (14), 5-14-89; Jason Coffman, Salisbury (21) vs. Gettysburg (9), 5-21-95.

ASSISTS, TOURNAMENT

17—Bill Miller, Hobart (6 vs. Nazareth, 7 vs. Roanoke, 4 vs. Ohio Wesleyan), 1988.

POINTS, GAME

11—Rich Franz, Ohio Wesleyan (6 goals, 5 assists) vs. Wash. & Lee, 5-8-91.

POINTS, TOURNAMENT

29— Josh Bergey, Salisbury (4-2 vs. Cabrini, 4-3 vs. Frank. & Marsh.; 7-1 vs. Whittier; 4-4 vs. Middlebury), 2003.

SAVES, GAME

32—Jake Coon, Nazareth (14) vs. Middlebury (7), 5-9-98.

SAVES, TOURNAMENT

73—Jake Coon, Nazareth [32 vs. Middlebury, 26 vs. Ohio Wesleyan, 15 vs. Washington (Md.)], 1998.

Won-Lost Records in Tournament Play

Team (Years Participated)	Yrs.	Won	Lost	Pct.	1st	2nd	3rd
Alfred (1990-92-93-94-97)	5	0	5	.000	0	0	0
Cabrini (2002-03)	2	1	2	.333	0	0	0
Clarkson (1991-92-2002)	3	0	3	.000	0	0	0
Cortland St. (1980-81-84-85-86-87-88-89-98-2001-02-03)	12	9	12	.429	0	2	3
Denison (1982-84-85-86-88-94-96-97-98-99-2000-01)	12	4	12	.250	0	0	2
Eastern Conn. St. (2001-02-03)	3	0	3	.000	0	0	0
Endicott (2001)	1	0	1	.000	0	0	0
FDU-Florham (1981)	1	0	1	.000	0	0	0
Frank. & Marsh. (1988-90-95-2003)	4	2	4	.333	0	0	1
Gettysburg (1989-91-92-93-94-95-96-97-98-99-2000-01-02)	13	9	13	.409	0	2	3
Gordon (2003)	1	0	1	.000	0	0	0
Hamilton (2003)	1	1	1	.500	0	0	0
Hampden-Sydney (1982-89-95-98-99-2001-02-03)	8	2	8	.200	0	0	0
Hartwick (1995)	1	0	1	.000	0	0	0
Hobart (1980-81-82-83-84-85-86-87-88-89-90-91-92-93-94)	15	42	2	.955	13	1	1
Ithaca (1980-83-91-92-98-2001-02)	7	5	7	.417	0	0	3
Kenyon (2000)	1	0	1	.000	0	0	0
Lynchburg (1999-2003)	2	0	2	.000	0	0	0
MIT (1980)	1	0	1	.000	0	0	0
Messiah (2001)	1	0	1	.000	0	0	0
Middlebury (1996-98-99-2000-01-02-03)	7	19	4	.826	3	2	0
Nazareth (1988-89-91-92-93-94-95-96-97-98-99-2000-01-03)	14	20	11	.645	3	2	6
New Eng Col. (2000-02)	2	0	2	.000	0	0	0
Ohio Wesleyan (1980-81-83-85-86-87-88-89-90-91-93-95-96-97-98-99-2000-03)	18	17	18	.486	0	4	8
Oneonta St. (1999)	1	0	1	.000	0	0	0
Rensselaer (2000-01)	2	1	2	.333	0	0	0
Roanoke (1981-82-83-85-86-87-88-92-96-97-98)	11	6	11	.353	0	2	2
Rochester Inst. (1983-84-85-86-87-90-94-95-99-2000)	10	5	10	.333	0	0	4
St. Lawrence (1980-81-82-83-84-87)	6	0	6	.000	0	0	0
Salisbury (1980-81-82-83-84-86-89-90-91-92-93-94-95-96-97-98-99-2000-01-02-03)	21	26	17	.605	4	2	7
Springfield (1982-85-90-2000-01-03)	6	1	6	.143	0	0	0
Stevens Tech (2001-02-03)	3	0	3	.000	0	0	0
Swarthmore (1984)	1	0	1	.000	0	0	0
Wash. & Lee (1987-91-93-98-99-2000-02)	7	6	7	.462	0	0	3
Washington (Md.) (1980-81-82-83-84-85-86-87-88-89-90-93-94-96-97-98-99-2000-02-03)	20	24	19	.558	1	7	4
Western New Eng. (2002)	1	0	1	.000	0	0	0
Whittier (2002-03)	2	3	2	.600	0	0	1
Widener (2000-02-03)	3	0	3	.000	0	0	0

[Note: No third-place game is held; semifinal losers are credited with third-place finish.]

All-Time Results

1980 First Round: Hobart 37, MIT 1; Salisbury 15, St. Lawrence 11; Cortland St. 13, Ohio Wesleyan 9; Ithaca 15, Washington (Md.) 14 (ot). **Semifinals:** Hobart 21, Salisbury 5; Cortland St. 11, Ithaca 9. **Championship:** Hobart 11, Cortland St. 8.

1981 First Round: Hobart 27, FDU-Madison 4; Washington (Md.) 12, Roanoke 11; Cortland St. 18, Ohio Wesleyan 5; Salisbury 18, St. Lawrence 11. **Semifinals:** Hobart 23, Washington (Md.) 6; Cortland St. 14, Salisbury 9. **Championship:** Hobart 10, Cortland St. 8.

1982 First Round: Hobart 22, Hampden-Sydney 11; Salisbury 11, Denison 8; Washington (Md.) 22, Springfield 14; Roanoke 14, St. Lawrence 7. **Semifinals:** Hobart 22, Salisbury 4; Washington (Md.) 19, Roanoke 11. **Championship:** Hobart 9, Washington (Md.) 8 (ot).

1983 First Round: Hobart 14, St. Lawrence 8; Ohio Wesleyan 9, Rochester Inst. 6; Washington (Md.) 19, Salisbury 7; Roanoke 14, Ithaca 11. **Semifinals:** Hobart 22, Ohio Wesleyan 7; Roanoke 13, Washington (Md.) 9. **Championship:** Hobart 13, Roanoke 9.

1984 First Round: Hobart 21, Denison 12; Rochester Inst. 11, St. Lawrence 6; Washington (Md.) 16, Swarthmore 3; Salisbury 12, Cortland St. 7. **Semifinals:** Hobart 15, Rochester Inst. 6; Washington (Md.) 13, Salisbury 8. **Championship:** Hobart 12, Washington (Md.) 5.

1985 First Round: Washington (Md.) 28, Springfield 10; Cortland St. 11, Ohio Wesleyan 5; Rochester Inst. 12, Roanoke 4; Hobart 17, Denison 8. **Semifinals:** Washington (Md.) 16, Cortland St. 10; Hobart 16, Rochester Inst. 8. **Championship:** Hobart 15, Washington (Md.) 8.

1986 First Round: Hobart 29, Roanoke 1; Cortland St. 18, Rochester Inst. 11; Ohio Wesleyan 10, Denison 6; Washington (Md.) 24, Salisbury 4. **Semifinals:** Hobart 22, Cortland St. 8; Washington (Md.) 11, Ohio Wesleyan 4. **Championship:** Hobart 13, Washington (Md.) 10.

1987 First Round: Ohio Wesleyan 12, Washington (Md.) 3; Wash. & Lee 19, Roanoke 11; Hobart 15, Cortland St. 7; Rochester Inst. 14, St. Lawrence 11. **Semifinals:** Ohio Wesleyan 17, Wash. & Lee 4; Hobart 14, Rochester Inst. 4. **Championship:** Hobart 9, Ohio Wesleyan 5.

1988 First Round: Ohio Wesleyan 10, Denison 5; Frank. & Marsh. 11, Cortland St. 5; Roanoke 10, Washington (Md.) 8; Hobart 17, Nazareth 12. **Semifinals:** Ohio Wesleyan 19, Frank. & Marsh. 6; Hobart 19, Roanoke 6. **Championship:** Hobart 18, Ohio Wesleyan 9.

1989 First Round: Hobart 14, Cortland St. 6; Nazareth 25, Salisbury 10; Ohio Wesleyan 12, Gettysburg 5; Washington (Md.) 12, Hampden-Sydney 5. **Semifinals:** Hobart 14, Nazareth 10; Ohio Wesleyan 9, Washington (Md.) 8 (ot). **Championship:** Hobart 11, Ohio Wesleyan 8.

1990 Quarterfinals: Hobart 20, Rochester Inst. 11; Salisbury 17, Frank. & Marsh. 7; Ohio Wesleyan 16, Alfred 10; Washington (Md.) 16, Springfield 10. **Semifinals:** Hobart 23, Salisbury 5; Washington (Md.) 14, Ohio Wesleyan 11. **Championship:** Hobart 18, Washington (Md.) 6.

1991 Quarterfinals: Nazareth 17, Gettysburg 10; Hobart 19, Clarkson 11; Salisbury 16, Ithaca 10; Ohio Wesleyan 19, Wash. & Lee 10. **Semifinals:** Hobart 19, Nazareth 17; Salisbury 18, Ohio Wesleyan 12. **Championship:** Hobart 12, Salisbury 11.

1992 Quarterfinals: Hobart 17, Alfred 7; Nazareth 22, Clarkson 11; Roanoke 16, Gettysburg 15; Ithaca 21, Salisbury 9. **Semifinals:** Nazareth 13, Hobart 12 (ot); Roanoke 20, Ithaca 10. **Championship:** Nazareth 22, Roanoke 11.

1993 Quarterfinals: Washington (Md.) 12, Salisbury 11; Ohio Wesleyan 8, Wash. & Lee 7; Nazareth 15, Alfred 8; Hobart 19, Gettysburg 8. **Semifinals:** Ohio Wesleyan 14, Washington (Md.) 8; Hobart 20, Nazareth 16. **Championship:** Hobart 16, Ohio Wesleyan 10.

1994 Quarterfinals: Salisbury 24, Washington (Md.) 6; Gettysburg 11, Denison 10 (3 ot); Nazareth 14, Rochester Inst. 13 (ot); Hobart 19, Alfred 13. **Semifinals:** Salisbury 20, Gettysburg 11; Hobart 18, Nazareth 14. **Championship:** Salisbury 15, Hobart 9.

1995 Quarterfinals: Salisbury 23, Hampden-Sydney 8; Gettysburg 15, Frank. & Marsh. 9; Ohio Wesleyan 16, Rochester Inst. 15; Nazareth 16, Hartwick 8. **Semifinals:** Salisbury 21, Gettysburg 9; Nazareth 14, Ohio Wesleyan 13. **Championship:** Salisbury 22, Nazareth 13.

1996 Quarterfinals: Salisbury 17, Roanoke 8; Washington (Md.) 12, Middlebury 10; Ohio Wesleyan 16, Denison 6; Nazareth 14, Gettysburg 10. **Semifinals:** Nazareth 17, Ohio Wesleyan 11; Washington (Md.) 11, Salisbury 10. **Championship:** Nazareth 11, Washington (Md.) 10 (ot).

1997 Quarterfinals: Gettysburg 10, Salisbury 9 (2 ot); Washington (Md.) 14, Roanoke 9; Ohio Wesleyan 18, Denison 13; Nazareth 17, Alfred 6. **Semifinals:** Washington (Md.) 10, Gettysburg 9; Nazareth 16, Ohio Wesleyan 9. **Championship:** Nazareth 15, Washington (Md.) 14 (ot).

1998 First Round: Wash. & Lee 16, Denison 13; Middlebury 16, Ithaca 15; Washington (Md.) 11, Roanoke 7; Gettysburg 16, Cortland St. 8. **Quarterfinals:** Ohio Wesleyan 17, Wash. & Lee 8; Nazareth 14, Middlebury 7; Washington (Md.) 13, Hampden-Sydney 9; Salisbury 16, Gettysburg 11. **Semifinals:** Nazareth 10, Ohio Wesleyan 9; Washington (Md.) 12, Salisbury 10. **Championship:** Washington (Md.) 16, Nazareth 10.

1999 First Round: Rochester Inst. 10, Nazareth 6; Middlebury 19, Oneonta St. 6; Hampden-Sydney 17, Lynchburg 9; Denison 12, Ohio Wesleyan 8. **Quarterfinals:** Rochester Inst. 14, Gettysburg 13 (ot); Middlebury 16, Washington (Md.) 7; Salisbury 15, Hampden-Sydney 10; Denison 17, Wash. & Lee 7. **Semifinals:** Middlebury 15, Rochester Inst. 14; Salisbury 13, Denison 6. **Championship:** Salisbury 16, Middlebury 6.

2000 First Round: Ohio Wesleyan 13, Denison 10; Rochester Inst. 13, Springfield 12 (ot); Middlebury 24, New Eng. Col. 5; Washington (Md.) 21, Rensselaer 8; Wash. & Lee 22, Kenyon 4; Gettysburg 19, Widener 6. **Quarterfinals:** Nazareth 16, Ohio Wesleyan 8; Middlebury 12, Rochester Inst. 9; Salisbury 21, Washington (Md.) 9; Wash. & Lee 12, Gettysburg 10. **Semifinals:** Middlebury 13, Nazareth 8; Salisbury 10, Wash. & Lee 9. **Championship:** Middlebury 16, Salisbury 12.

2001 First Round: Springfield 11, Eastern Conn. St. 9; Denison 10, Hampden-Sydney 5; Salisbury 16, Stevens Tech 3; Rensselaer 9, Cortland St. 7; Middlebury 29, Endicott 3; Ithaca 14, Messiah 8. **Quarterfinals:** Gettysburg 16, Springfield 12; Denison 11, Salisbury 6; Nazareth 15, Rensselaer 14; Middlebury 18, Ithaca 7. **Semifinals:** Gettysburg 13, Denison 7; Middlebury 21, Nazareth 14. **Championship:** Middlebury 15, Gettysburg 10.

2002 First Round: Ithaca 16, Western New Eng. 15 (ot); Cortland St. 9, Clarkson 1; Whittier 19, Eastern Conn. St. 8; Middlebury 26, New England Col. 4; Washington (Md.) 10, Cabrini 5; Wash. & Lee 13, Widener 8; Salisbury 15, Hampden-Sydney 8; Gettysburg 16, Stevens Tech 5. **Quarterfinals:** Ithaca 10, Cortland St. 9; Middlebury 13, Whittier 12; Wash. & Lee 11, Washington (Md.) 8; Gettysburg 7, Salisbury 5. **Semifinals:** Middlebury 12, Ithaca 6; Gettysburg 12, Wash. & Lee 8. **Championship:** Middlebury 14, Gettysburg 9.

2003 First Round: Cabrini 13, Widener 8. **Second Round:** Salisbury 16, Cabrini 1; Frank. & Marsh. 13, Lynchburg 12 (2 ot); Hampden-Sydney 10, Washington (Md.) 8; Whittier 14, Stevens Tech 5; Cortland St. 19, Gordon 2; Hamilton 11, Eastern Conn. St. 10 (ot); Nazareth 15, Ohio Wesleyan 4; Middlebury 11, Springfield 9. **Quarterfinals:** Salisbury 26, Frank. & Marsh. 8; Whittier 19, Hampden-Sydney 15; Cortland St. 8, Hamilton 7; Middlebury 21, Nazareth 12. **Semifinals:** Salisbury 15, Whittier 8; Middlebury 9, Cortland St. 8 (2 ot). **Championship:** Salisbury 14, Middlebury 13 (ot).

Tennis

DIVISION I

2003 Championships

Edited by Scott Deitch.

Highlights

All Fighting Illini: Illinois claimed the triple crown during the championships May 17-26 at Georgia

The Illini's sweep of the team title and the individual singles and doubles events marked the 18th time a team has captured all three crowns since NCAA team competition was established in 1946.

Illinois won the team competition over a tough Vanderbilt squad, 4-3, capping off a perfect 32-0 season.

The Illinois parade of champions continued in the singles tournament, as Amer Delic defeated No. 2-seeded and second-ranked Benedikt Dorsch of Baylor, 6-4, 6-3, to become the school's first singles champion.

In doubles, Illinois' duo of Brian Wilson and Rajeev Ram won the last four games to capture the first set over San Diego State's Oliver Maiberger and Ryan Redondo. Maiberger and Redondo won a close second set, but the Illini pair triumphed, 6-1, in the deciding third set.

Wilson and Ram were the first pair in NCAA doubles history to beat the Nos. 1, 2 and 3 seeds on the way to the title. They also became the eighth unseeded pair since 1977 to claim the crown.

For more, go to the June 9, 2003 issue of The NCAA News at www.ncaa.org.

Photo by Jamie Schwaberow/NCAA Photos

Amer Delic became Illinois' first singles champion as part of an Illini sweep.

Team Results

FIRST-SECOND ROUNDS

MAY 10-11—AT CHAMPAIGN, ILLINOIS

Illinois 4, Butler 0
Doubles: No. 1-Amer Delic-Michael Calkins, Illinois def. Kevin Gill-Brandon Gill, Butler, 8-3; No. 2-Suspended; No. 3-Phil Stolt-Chris Martin, Illinois def. Aubrey Annan-Mike Weaver, Butler, 8-2.
Singles: No. 1-Suspended; No. 2-Rajeev Ram, Illinois def. Peter Voelz, Butler, 6-1, 6-2; No. 3-Suspended; No. 4-Suspended; No. 5-Ryler DeHeart, Illinois def. Annan, Butler, 6-3, 6-3; No. 6-Pramod Dabir, Illinois def. Adam Bordow, Butler, 6-0, 6-0.

Clemson 4, Ball St. 0
Doubles: No. 1-Nathan Thompson-Jarmaine Jenkins, Clemson def. Kevin Burnett-Matt Baccarani, Ball St., 8-2; No. 2-Damilsa Robinson-John Boetsch, Clemson def. Chris Varga-Patrick Thompson, Ball St., 8-4; No. 3-Matt Laramore-Brad Rhodes, Ball St. def. Sander Koning-Brett Twente, Clemson, 8-5.
Singles: No. 1-Suspended; No. 2-Suspended; No. 3-Jenkins, Clemson def. Burnett, Ball St., 6-1, 6-4; No. 4-Boetsch, Clemson def. Laramore, Ball St., 3-6, 6-4, 6-1; No. 5-Robinson, Clemson def. Thompson, Ball St., 6-1, 7-5; No. 6-Suspended.

Illinois 4, Clemson 0
Doubles: No. 1-Michael Calkins-Amer Delic, Illinois def. Jarmaine Jenkins-Nathan Thompson, Clemson, 8-1; No. 2-Rajeev Ram-Brian Wilson, Illinois def. John Boetsch-Damilsa Robinson, Clemson, 8-2; No. 3-Supsended.
Singles: No. 1-Delic, Illinois def. Thompson, Clemson, 6-2, 7-6 (5); No. 2-Suspended; No. 3-Stolt, Illinois def. Jenkins, Clemson, 6-4, 6-4; No. 4-Suspended; No. 5-Martin, Illinois def. Boetsch, Clemson, 7-5, 6-4; No. 6-Suspended.

MAY 10-11—AT SAN DIEGO

Washington 4, American 0
Doubles: No. 1-Ari Strasberg-Alex Vlaski, Washington def. Tushar Garg-Andreas Kulcsar, American, 8-3; No. 2-Suspended; No. 3-Christoph Palmanshofer-Pete Scharler, Washington def. Ruben Rivero-Juan Jaysingh, American, 8-1.
Singles: No. 1-Vlaski, Washington def. Garg, American, 7-5, 6-1; No. 2-Matt Hanlin, Washington def. Guilluame Tarralle, American, 6-2, 6-1; No. 3-Suspended; No. 4-Palmanshofer, Washington def. Juancarlo Vazquez, American, 6-0, 6-3; No. 5-Suspended; No. 6-Suspended.

San Diego St. 5, San Diego 0
Doubles: No. 1-Oliver Maiberger-Ryan Redondo, San Diego St. def. Jason Pongsrikul-Nic Beuque, San Diego, 8-4; No. 2-Suspended; No. 3-Felix Hardt-Gabe Coren, San Diego St. def. Mirza Koristovic-Ben Regin, San Diego, 8-4.
Singles: No. 1-Maiberger, San Diego St. def. Pongsrikul, San Diego, 6-2, 6-2; No. 2-Suspended; No. 3-Hardt, San Diego St. def. Beuque, San Diego, 6-2, 6-2; No. 4-Daniel Jung, San Diego St. def. Koristovic, San Diego, 6-2, 6-1; No. 5-Suspended; No. 6-Coren, San Diego St. def. Michael Meschede, San Diego, 6-2, 6-0.

Washington 4, San Diego St. 3
Doubles: No. 1-Oliver Maiberger-Ryan Redondo, San Diego St. def. Ari Strasberg-Alex Vlaski, Washington, 8-2; No. 2-Matt Hanlin-Dillon Ruby, Washington def. Daniel Jung-Armando Carrascosa, San Diego St., 8-6; No. 3-Felix Hardt-Gabe Coren, San Diego St. def. Christoph Palmanshofer-Pete Scharler, Washington, 8-6.
Singles: No. 1-Maiberger, San Diego St. def. Vlaski, Washington, 6-2, 6-3; No. 2-Hanlin, Washington def. Redondo, San Diego St., 6-2, 7-6 (1); No. 3-Hardt, San Diego St. def. Fred Sundsten, Washington, 6-4, 6-3; No. 4-Palmanshofer, Washington def. Jung, San Diego St., 6-0, 6-4; No. 5-Ruby, Washington def. Carrascosa, San Diego St., 6-3, 6-3; No. 6-Scharler, Washington def. Coren, San Diego St., 6-3, 6-2.

MAY 10-11—AT DURHAM, NORTH CAROLINA

Duke 4, High Point 0
Doubles: No. 1-Phillip King-Michael Yani, Duke def. Johan Dorfh-Chris Archer, High Point, 8-3; No. 2-Suspended; No. 3-Stephen Amritraj-Jonathan Stokke, Duke def. Thomas Sjoberg-Robert Lindhe, High Point, 8-4.
Singles: No. 1-King, Duke def. Philip Whalley, High Point, 6-3, 6-1; No. 2-Yani, Duke def. Dorfh, High Point, 6-3, 6-3; No. 3-Ludovic Walter, Duke def. Archer, High Point, 6-2, 6-4; No. 4-Suspended; No. 5-Suspended; No. 6-Suspended.

Wake Forest 4, Brown 3
Doubles: No. 1-Suspended; No. 2-Mike Murray-Trent Brendon, Wake Forest def. Adil Shamasdin-Nick Goldberg, Brown, 8-4; No. 3-David Loewenthal-Andrew Simpson, Wake Forest def. Zack Pasanen-Kris Goddard, Brown, 8-5.
Singles: No. 1-Loewenthal, Wake Forest def. Jamie Cerretani, Brown, 6-3, 4-6, 6-4; No. 2-Chris Drake, Brown def. Derrick Spice, Wake Forest, 6-4, 6-4; No. 3-David Bere, Wake Forest def. Shamasdin, Brown, 6-2, 6-1; No. 4-Pasanen, Brown def. Brendon, Wake Forest, 6-4, 7-6 (6); No. 5-Nick Goldberg, Brown def. Murray, Wake Forest, 6-4, 6-1; No. 6-Brett Ross, Wake Forest def. Ben Brier, Brown, 6-1, 6-4.

Duke 4, Wake Forest 0
Doubles: No. 1-Phillip King-Michael Yani, Duke def. Derrick Spice-Brett Ross, Wake Forest, 8-4; No. 2-Suspended; No. 3-Stephen Amritraj-Jonathan Stokke, Duke def. David Loewenthal-Andrew Simpson, Wake Forest, 8-6.
Singles: No. 1-Suspended; No. 2-Yani, Duke def. Spice, Wake Forest, 6-3, 6-4; No. 3-Suspended; No. 4-Zimmermann, Duke def. Brendon, Wake Forest, 6-2, 6-3; No. 5-Stokke, Duke def. Murray, Wake Forest, 6-3, 7-6 (2); No. 6-Suspended.

MAY 10-11—AT OXFORD, MISSISSIPPI

Mississippi 4, Col. of Charleston 3
Doubles: No. 1-Alex Hartman-Claes Lindholm, Mississippi def. Timo Siebert-Artie Peller, Col. of Charleston, 8-6; No. 2-Paul Ciorascu-Catalin Gard, Mississippi def. Eyal Omid-Liran Kling, Col. of Charleston, 8-1; No. 3-Patrick Chucri-Karim Alayli, Mississippi def. Thorben Kolk-Philip Koller, Col. of Charleston, 8-7.
Singles: No. 1-Hartman, Mississippi def. Siebert, Col. of Charleston, 5-0, (retired); No. 2-Gard, Mississippi def. Omid, Col. of Charleston, 6-2, 6-2; No. 3-Suspended; No. 4-Suspended; No. 5-Chucri, Mississippi def. Kling, Col. of Charleston, 6-0, 6-1; No. 6-Suspended.

Auburn 4, Georgia Tech 3
Doubles: No. 1-Roger Anderson-Scott Schnugg, Georgia Tech def. Rameez Junaid-Andy Colombo, Auburn, 9-7; No. 2-Rodrigo Minozzo-Markus Schiller, Auburn def. Jason Pieters-Joao Menano, Georgia Tech, 8-5; No. 3-Gabor Zoltan Pelva-Tom George, Auburn def. Trevor McLeod-West Nott, Georgia Tech, 8-6.
Singles: No. 1-Junaid, Auburn def. Schnugg, Georgia Tech, 6-3, 6-7 (4), 7-6 (5); No. 2-Pelva, Auburn def. Anderson, Georgia Tech, 6-2, 7-6; No. 3-Pieters, Georgia Tech def. Colombo, Auburn, 6-3, 6-4; No. 4-Minozzo, Auburn def. Menano, Georgia Tech, 6-0, 6-2; No. 5-Nott, Georgia Tech def. Andre Boz, Auburn, 6-2, 6-1; No. 6-Marko Rajevac, Georgia Tech def. Schiller, Auburn, 6-2, 7-6 (5).

Mississippi 4, Auburn 0
Doubles: No. 1-Rameez Junaid-Andy Colombo, Auburn def. Alex Hartman-Claes Lindholm, Mississippi, 8-3; No. 2-Catalin Gard-Paul Ciorascu, Mississippi def. Rodrigo Minozzo-Markus Schiller, Auburn, 8-3; No. 3-Patrick Chucri-Karim Alayli, Mississippi def. Gabor Zoltan Pelva-Tom George, Auburn, 8-4.
Singles: No. 1-Hartman, Mississippi def. Junaid, Auburn, 6-4, 6-4; No. 2-Gard, Mississippi def. Pelva, Auburn, 3-6, 6-4, 6-3; No. 3-Suspended; No. 4-Suspended; No. 5-Suspended; No. 6-Alayli, Mississippi def. Schiller, Auburn, 6-4, 7-5.

MAY 10-11—AT BERKELEY, CALIFORNIA

California 4, Sacramento St. 0
Doubles: No. 1-Steve Berke-Robert Kowalczyk, California def. Nick Sheehan-Anders Albertsen, Sacramento St., 8-1; No. 2-Patrick Briaud-John Paul Fruttero, California def. Peter Farkas-Lewis Van Splunteren, Sacramento St., 8-3; No. 3-Suspended.
Singles: No. 1-Fruttero, California def. Sheehan, Sacramento St., 6-0, 6-1; No. 2-Conor Niland, California def. Albertsen, Sacramento St., 6-1, 6-0; No. 3-Or Dekel, California def. Jakub Silva, Sacramento St., 6-0, 6-1; No. 4-Suspended; No. 5-Suspended; No. 6-Suspended.

Boise St. 4, Arizona 1
Doubles: No. 1-Marcus Berntson-Guillaume Bouvier, Boise St. def. Whi Kim-Paul Warkentin, Arizona, 9-7; No. 2-Roger Matalanga-Colin O'Grady, Arizona def. Nils Klemann-Thomas Schoeck, Boise St., 8-4; No. 3-Mahmoud Rezk-Matias Silva, Boise St. def. Daniel Andrus-Carl Hagman, Arizona, 8-5.
Singles: No. 1-Suspended; No. 2-Bouvier, Boise St. def. Hagman, Arizona, 6-2, 6-2; No. 3-Suspended; No. 4-Matalanga, Arizona def. Klemann, Boise St., 6-0, 6-2; No. 5-Silva, Boise St. def. O'Grady, Arizona, 6-2, 7-5; No. 6-Rezk, Boise St. def. Andrus, Arizona, 6-4, 6-4.

California 4, Boise St. 1
Doubles: No. 1-Marcus Bernston-Guillaume Bouvier, Boise St. def. Steve Berke-Robert Kowalczyk, California, 9-8 (7-3); No. 2-Patrick Briaud-John Paul Fruttero, California def. Nils Klemann-Thomas Schoeck, Boise St., 8-5; No. 3-Mahmoud Rezk-Matias Silva, Boise St. def. Conor Niland-Balazs Veress, California, 9-8 (9-7).
Singles: No. 1-Suspended; No. 2-Niland, California def. Bouvier, Boise St., 6-2, 6-3; No. 3-Or Dekel, California def. Schoeck, Boise St., 6-3, 6-2; No. 4-Veress, California def. Klemann, Boise St., 6-2, 6-2; No. 5-Kowalczyk, California def. Silva, Boise St., 4-6, 7-5, 6-2; No. 6-Suspended.

MAY 10-11—AT LEXINGTON, KENTUCKY

Kentucky 4, Hampton 0
Doubles: No. 1-Rahim Esmail-Jesse Witten, Kentucky def. Valter Paiva-Jose Pinto, Hampton, 8-3; No. 2-Suspended; No. 3-Evan Austin-Alex Hume, Kentucky def. Amine Elouazzani-Albert Aseidu-Ofei, Hampton, 8-5.
Singles: No. 1-Suspended; No. 2-Suspended; No. 3-Karim Benmansour, Kentucky def. Ladislav Rezac, Hampton, 6-3, 6-0; No. 4-Suspended; No. 5-Esmail, Kentucky def. Paiva, Hampton, 6-0, 6-0; No. 6-Hume, Kentucky def. Aseidu-Ofei, Hampton, 6-1, 6-1.

Ohio St. 4, Arkansas 0
Doubles: No. 1-Aleksey Bubis-Eduardo Pacheco, Arkansas def. Scott Green-Ross Wilson, Ohio St., 8-6; No. 2-Vincent Ng-Jeremy Wurtzman, Ohio St. def. Andrian Zguns-Matt Roberts, Arkansas, 8-5; No. 3-Phil Metz-Brenton Contini, Ohio St. def. Rohan Gajjar-Nathan Price, Arkansas, 8-6.
Singles: No. 1-Suspended; No. 2-Wurtzman, Ohio St. def. Price, Arkansas, 6-3, 6-1; No. 3-Suspended; No. 4-Metz, Ohio St. def. Pacheco, Arkansas, 6-3, 6-2; No. 5-Contini, Ohio St. def. Gajjar, Arkansas, 6-0, 6-3; No. 6-Suspended.

Ohio St. 4, Kentucky 3
Doubles: No. 1-Rahim Esmail-Jesse Witten, Kentucky def. Ross Wilson-Scott Green, Ohio St., 8-1; No. 2-Karim Benmansour-Matt Emery, Kentucky def. Jeremy Wurtzman-Vincent Ng, Ohio St., 9-7; No. 3-Suspended.
Singles: No. 1-Ng, Ohio St. def. Witten, Kentucky, 6-2, 3-6, 6-2; No. 2-Wurtzman, Ohio St. def. Evan Austin, Kentucky, 7-6 (4), 6-1; No. 3-Benmansour, Kentucky def. Dennis Mertens, Ohio St., 7-6 (1), 6-2; No. 4-Phil Metz, Ohio St. def. Emery, Kentucky, 6-2, 6-1; No. 5-Esmail, Kentucky def. Brenton Contini, Ohio St., 4-6, 6-3, 6-1; No. 6-Wilson, Ohio St. def. Alex Hume, Kentucky, 6-3, 6-7 (9), 6-2.

MAY 10-11—AT STANFORD, CALIFORNIA

Stanford 4, Oral Roberts 0
Doubles: No. 1-Suspended; No. 2-K.C. Corkery-James Pade, Stanford def. Wessel Kemp-Chris Moore, Oral Roberts, 8-3; No. 3-Carter Morris-Sam Warburg, Stanford def. Kevin Garlington-Patrick Guilliod, Oral Roberts, 8-0.
Singles: No. 1-Suspended; No. 2-Scott Lipsky, Stanford def. Matt Munson, Oral Roberts, 6-1, 6-0; No. 3-Corkery, Stanford def. Moore, Oral Roberts, 6-2, 6-0; No. 4-Suspended; No. 5-Suspended; No. 6-Morris, Stanford def. Guilliod, Oral Roberts, 6-0, 6-0.

Fresno St. 4, Arizona St. 2
Doubles: No. 1-Chris Letcher-Chris Stewart, Arizona St. def. Hector Almada-Sergiu Modoc, Fresno St., 8-4; No. 2-Greg Shearer-Stefan Suta, Fresno St. def. Olivier Charroin-Clinton Letcher, Arizona St., 8-6; No. 3-Ryan McBride-Pim Van Mele, Arizona St. def. Alex Krohn-Andy Sinn, Fresno St., 8-2.
Singles: No. 1-Almada, Fresno St. def. Van Mele, Arizona St., 6-2, 6-3; No. 2-Suta, Fresno St. def. Clinton Letcher, Arizona St., 6-4, 6-2; No. 3-Stewart, Arizona St. def. Shearer, Fresno St., 6-2, 6-4; No. 4-Marc Schaerer, Fresno St. def. Chris Letcher, Arizona St., 2-6, 7-5, 6-2; No. 5-Suspended; No. 6-Sinn, Fresno St. def. McBride, Arizona St., 6-1, 6-2.

Stanford 4, Fresno St. 0
Doubles: No. 1-Suspended; No. 2-K.C. Corkery-James Pade, Stanford def. Greg Shearer-Stefan Suta, Fresno St., 8-3; No. 3-Carter Morris-Sam Warburg, Stanford def. Nima Roshan-Andy Sinn, Fresno St., 8-0.
Singles: No. 1-David Martin, Stanford def. Hector Almada, Fresno St., 6-4, 6-4; No. 2-Suspended; No. 3-Corkery, Stanford def. Shearer, Fresno St., 6-4, 6-2; No. 4-Warburg, Stanford def. Marc Schaerer, Fresno St., 6-4, 6-4; No. 5-Suspended; No. 6-Suspended.

MAY 10-11—AT NEW ORLEANS

Tulane 4, Southern U. 0
Doubles: No. 1-Michael Kogan-Victor Romero, Tulane def. Alex Hidalgo-Benjamin Ncube, Southern U., 8-2; No. 2-Dmitriy Koch-Goran Vasiljevic, Tulane def. David Ensignia-Gregory Pipkins, Southern U., 8-1; No. 3-Suspended.
Singles: No. 1-Kogan, Tulane def. Tommie Pernell, Southern U., 6-0, 6-0; No. 2-Suspended; No. 3-Suspended; No. 4-Suspended; No. 5-Hannu Piiroinen, Tulane def. Pipkins, Southern U., 6-0, 6-2; No. 6-Patrizio Maucci, Tulane def. Michael Date, Southern U., 6-2, 6-4.

South Ala. 4, LSU 2
Doubles: No. 1-Heinrich Heyl-Clinton Jacobs, South Ala. def. Bryan Fisher-Jason Hazley, LSU, 8-6; No. 2-Suspended; No. 3-Pavel Mazaev-Jorgen Vestli, South Ala. def. Brandon Nicholson-Peter Richman, LSU, 8-4.
Singles: No. 1-Heyl, South Ala. def. Richman, LSU, 6-3, 6-2; No. 2-Jacobs, South Ala. def. Hazley, LSU, 6-4, 6-4; No. 3-Fisher, LSU def. Aurelio Di Zazzo, South Ala., 6-2, 6-3; No. 4-Suspended; No. 5-Cory Ross, LSU def. Vestli, South Ala., 6-2, 6-3; No. 6-David Nylen, South Ala. def. Paul White, LSU, 6-4, 6-4.

Tulane 4, South Ala. 1
Doubles: No. 1-Michael Kogan-Victor Romero, Tulane def. Heinrich Heyl-Clinton Jacobs, South Ala., 8-3; No. 2-Suspended; No. 3-Jorge Lievano-Mattias Westerberg, Tulane def. Pavel Mazaev-Jorgen Vestli, South Ala., 9-8 (7-2).
Singles: No. 1-Suspended; No. 2-Romero, Tulane def. Jacobs, South Ala., 7-6 (9-7), 6-1; No. 3-Dmitriy Koch, Tulane def. Aurelio Di Zazzo, South Ala., 6-0, 6-0; No. 4-Westerberg, Tulane def. Mazaev, South Ala., 6-3, 6-4; No. 5-Suspended; No. 6-David Nylen, South Ala. def. Hannu Piiroinen, Tulane, 7-5, 6-2.

MAY 9-10—AT WACO, TEXAS

Baylor 4, Texas-Arlington 3
Doubles: No. 1-Benedikt Dorsch-Reiner Nerohr, Baylor def. Nathan McGregor-Sandy Farquharson, Texas-Arlington, 8-1; No. 2-David Corrie-Neils Buksik, Texas-Arlington def. Matias Marin-Mike Garcia, Baylor, 8-4; No. 3-Javier Carillo-Alon Goldshuv, Texas-Arlington def. Jason Gould-Ivor Lovrak, Baylor, 9-7.
Singles: No. 1-Dorsch, Baylor def. McGregor, Texas-Arlington, 6-0, 6-1; No. 2-Marin, Baylor def. Corrie, Texas-Arlington, 6-4, 7-6 (2); No. 3-Neurohr, Baylor def. Carillo, Texas-Arlington, 6-3, 6-1; No. 4-Lovrak, Baylor def. Buksik, Texas-Arlington, 6-0, 6-2; No. 5-Farquharson, Texas-Arlington def. Garcia, Baylor, 6-3, 6-4; No. 6-Ian Vazquez, Texas-Arlington def. Gould, Baylor, 4-6, 6-3, 6-2.

TCU 4, Southern Methodist 1
Doubles: No. 1-Suspended; No. 2-Johan Brunstrom-Henrik Soderburg, Southern Methodist def. Daniel Scholtten-Alex Menichini, TCU, 8-6; No. 3-Gwinyai Chingoka-Peter Oredsson, Southern Methodist def. Rafael Abreu-Jacob Martin, TCU, 8-3.
Singles: No. 1-Suspended; No. 2-Toni Gordon, TCU def. Brunstrom, Southern Methodist, 7-5, 6-2; No. 3-Suspended; No. 4-Fabrizio Sestini, TCU def. Aliis Rudzinski, Southern Methodist, 6-3, 6-4; No. 5-Abreu, TCU def. Ryan Mauck, Southern Methodist, 6-0, (retired); No. 6-Martin, TCU def. Oredsson, Southern Methodist, 6-3, 6-3.

Baylor 4, TCU 0
Doubles: No. 1-Benedikt Dorsch-Reiner Neurohr, Baylor def. Toni Gordon-Fabrizio Sestini, TCU, 9-7; No. 2-Daniel Scholten-Alex Menichini, TCU def. Matias Marin-Ivor Lovrak, Baylor, 8-5; No. 3-Mike Garcia-Benjamin Becker, Baylor def. Rafael Abreu-Jacob Martin, TCU, 9-8 (4).
Singles: No. 1-Becker, Baylor def. Menichini, TCU, 7-5, 6-0; No. 2-Dorsch, Baylor def. Gordon, TCU, 6-3, 6-3; No. 3-Suspended; No. 4-Suspended; No. 5-Lovrak, Baylor def. Abreu, TCU, 6-3, 6-4; No. 6-Suspended.

MAY 10-11—AT CAMBRIDGE, MASSACHUSETTS

Harvard 4, Va. Commonwealth 3
Doubles: No. 1-David Lingman-Jonathan Chu, Harvard def. Florian Marquardt-Pedro Nieto, Va. Commonwealth, 9-7; No. 2-Chris Chiou-Mark Riddell, Harvard def. Marton Ott-Mats Norin, Va. Commonwealth, 9-7; No. 3-Daniel Casquero-Francesc Lleal, Va. Commonwealth def. Oli Choo-Cliff Nguyen, Harvard, 8-3.
Singles: No. 1-Nieto, Va. Commonwealth def. Lingman, Harvard, 6-1, 2-6, 7-5; No. 2-Chu, Harvard def. Ott, Va. Commonwealth, 7-5, 6-4; No. 3-Nguyen, Harvard def. Marquardt, Va. Commonwealth, 3-6, 6-2, 7-5; No. 4-Casquero, Va. Commonwealth def. Riddell, Harvard, 6-7, 6-2, 6-3; No. 5-Lleal, Va. Commonwealth def. George Turner, Harvard, 6-1, 6-4; No. 6-Choo, Harvard def. Norin, Va. Commonwealth, 4-6, 6-3, 6-4.

Alabama 4, Marist 0
Doubles: No. 1-Maxim Belski-Chris Gostek, Alabama def. Patrick Hofer-Martin Aldrosson, Marist, 8-2; No. 2-Stephen Mitchell-Bradley Friedman, Alabama def. Chris Hagen-Mark Santucci, Marist, 8-1; No. 3-Suspended.
Singles: No. 1-Belski, Alabama def. Hofer, Marist, 6-0, 6-1; No. 2-Mitchell, Alabama def. Hagen, Marist, 6-2, 6-0; No. 3-Suspended; No. 4-Suspended; No. 5-Suspended; No. 6-Michael Ray Pallares, Alabama def. Michael Nassif, Marist, 6-0, 6-0.

Alabama 4, Harvard 0
Doubles: No. 1-Maxim Belski-Chris Gostek, Alabama def. David Lingman-Jonathan Chu, Harvard, 8-1; No. 2-

Suspended; No. 3-Geoff Hiscox-William Boyles, Alabama def. Oli Choo-Cliff Nguyen, Harvard, 8-4.
Singles: No. 1-Suspended; No. 2-Stephen Mitchell, Alabama def. Chu, Harvard, 6-2, 7-5; No. 3-Gostek, Alabama def. Nguyen, Harvard, 6-0, 6-4; No. 4-Suspended; No. 5-Suspended; No. 6-Michael Ray Pallares, Alabama def. Choo, Harvard, 6-1, 6-2.

MAY 10-11—AT NASHVILLE, TENNESSEE

Vanderbilt 4, Tennessee Tech 1
Doubles: No. 1-Gernut Fischer-Luis Aguerrevere, Tennessee Tech def. Bobby Reynolds-Scott Brown, Vanderbilt, 8-6; No. 2-Razvan Ilie-Will Chappel, Tennessee Tech def. Chad Harris-Matt Lockin, Vanderbilt, 9-8 (5); No. 3-Zach Dailey-Lewis Smith, Vanderbilt def. Michele Panzeri-Rodrigo Cuesta, Tennessee Tech, 8-1.
Singles: No. 1-Suspended; No. 2-Suspended; No. 3-Lockin, Vanderbilt def. Ilie, Tennessee Tech, 6-3, 6-1; No. 4-Brown, Vanderbilt def. Chappel, Tennessee Tech, 6-3, 6-2; No. 5-Dailey, Vanderbilt def. Cuesta, Tennessee Tech, 6-0, 6-2; No. 6-Smith, Vanderbilt def. Panzeri, Tennessee Tech, 6-2, 6-1.

Pepperdine 4, Mississippi St. 1
Doubles: No. 1-Diego Acuna-Calle Hansen, Pepperdine def. Romain Ambert-Rene-Charles Combette, Mississippi St., 8-4; No. 2-Scott Doerner-Pedro Rico, Pepperdine def. Florent Girod-Michael Hailey, Mississippi St., 8-2; No. 3-Suspended.
Singles: No. 1-Suspended; No. 2-Combette, Mississippi St. def. Rico, Pepperdine, 6-3, 6-4; No. 3-Acuna, Pepperdine def. Girod, Mississippi St., 6-2, 6-3; No. 4-Suspended; No. 5-Alexis Rafidison, Pepperdine def. Matt Armstrong, Mississippi St., 7-5, 6-1; No. 6-Kevin Borzenski, Pepperdine def. Hailey, Mississippi St., 6-1, 6-2.

Vanderbilt 4, Pepperdine 2
Doubles: No. 1-Bobby Reynolds-Scott Brown, Vanderbilt def. Calle Hansen-Diego Acuna, Pepperdine, 8-3; No. 2-Suspended; No. 3-Zach Dailey-Lewis Smith, Vanderbilt def. Alexis Rafidison-Kevin Borzenski, Pepperdine, 8-4.
Singles: No. 1-Reynolds, Vanderbilt def. Hansen, Pepperdine, 6-1, 3-6, 6-4; No. 2-Suspended; No. 3-Acuna, Pepperdine def. Matt Lockin, Vanderbilt, 6-3, 6-1; No. 4-Scott Doerner, Pepperdine def. Brown, Vanderbilt, 6-2, 6-0; No. 5-Dailey, Vanderbilt def. Rafidison, Pepperdine, 6-2, 0-6, 6-0; No. 6-Smith, Vanderbilt def. Borzenski, Pepperdine, 6-3, 6-2.

MAY 9-10—AT COLLEGE STATION, TEXAS

Texas A&M 4, UMBC 0
Doubles: No. 1-Lester Cook-Ryan Newport, Texas A&M def. Luis Baraldi-Josef Novotny, UMBC, 8-2; No. 2-Suspended; No. 3-Khaled El Dorry-Ante Matijevic, Texas A&M def. Albert Hardja-Mike Keller, UMBC, 8-2.
Singles: No. 1-Suspended; No. 2-Cook, Texas A&M def. Mikhail Kouznetsov, UMBC, 6-0, 6-2; No. 3-Suspended; No. 4-El Dorry, Texas A&M def. Baraldi, UMBC, 6-0, 6-2; No. 5-Suspended; No. 6-John Nallon, Texas A&M def. Tom Joyce, UMBC, 6-0, 6-3.

South Fla. 4, Georgia 0
Doubles: No. 1-Nicolas Boeker-Bo Hodge, Georgia def. Paco Antelo-Renato Silveira, South Fla., 8-4; No. 2-Juan Barragan-Uli Kiendl, South Fla. def. Will Glenn-Stephen Timu, Georgia, 8-5; No. 3-Andres Maroldt-Nadim Naser, South Fla. def. Srtahinja Bobusic-Raian Luchici, Georgia, 8-5.
Singles: No. 1-Kiendl, South Fla. def. Hodge, Georgia, 6-2, 7-6 (4); No. 2-Antelo, South Fla. def. Boeker, Georgia, 6-3, 3-6, 6-3; No. 3-Silveira, South Fla. def. Timu, Georgia, 7-6 (4), 6-3; No. 4-Suspended; No. 5-Suspended; No. 6-Suspended.

Texas A&M 4, South Fla. 1
Doubles: No. 1-Lester Cook-Ryan Newport, Texas A&M def. Paco Antelo-Renato Silveira, South Fla., 8-3; No. 2-Suspended; No. 3-Khaled El Dorry-Ante Matijevic, Texas A&M def. Andres Maroldt-Nadim Naser, South Fla., 8-4.
Singles: No. 1-Uli Kiendl, South Fla. def. Newport, Texas A&M, 6-4, 7-6 (5); No. 2-Cook, Texas A&M def. Antelo, South Fla., 7-5, 6-4; No. 3-Suspended; No. 4-Suspended; No. 5-Matt Loucks, Texas A&M def. Juan Barragan, South Fla., 7-5, 7-6 (2); No. 6-John Nallon, Texas A&M def. Federico Barton, South Fla., 7-6 (7), 4-6, 6-1.

MAY 10-11—AT GAINESVILLE, FLORIDA

Florida 4, UCF 0
Doubles: No. 1-Chris McDonald-Hamid Mirzadeh, Florida def. Catalin Bradu-Antonio Sierra, UCF, 8-4; No. 2-Suspended; No. 3-Matt Behrmann-Troy Hahn, Florida def. Gabriel Strangberg-Rhett Rosen, UCF, 8-4.
Singles: No. 1-Suspended; No. 2-Suspended; No. 3-Suspended; No. 4-Olivier Levant, Florida def. Augusto Sanabria, UCF, 6-2, 6-2; No. 5-Behrmann, Florida def. Simon Jaegar, UCF, 6-1, 7-6 (4); No. 6-Eleazar Magallan, Florida def. Paul Ramy, UCF, 6-2, 6-2.

Florida St. 4, Miami (Fla.) 2
Doubles: No. 1-Andrew Golub-Colin Purcell, Miami (Fla.) def. Alex Herrera-Romain Jurd, Florida St., 8-6; No. 2-Todd Widom-Eric Hetchtman, Miami (Fla.) def. Mat Cloer-Rodrigo Laub, Florida St., 8-6; No. 3-Chris Westerhof-Jeff Groslimond, Florida St. def. Luis Manrique-Fabrizio Rotati, Miami (Fla.), 8-4.
Singles: No. 1-Widom, Miami (Fla.) def. Cloer, Florida St., 6-4, 6-4; No. 2-Jurd, Florida St. def. Golub, Miami (Fla.), 6-4, 5-7, 6-1; No. 3-Westerhof, Florida St. def. Manrique, Miami (Fla.), 6-2, 6-2; No. 4-Suspended; No. 5-Groslimond, Florida St. def. Hetchtman, Miami (Fla.), 6-1, 1-6, 6-0; No. 6-Laub, Florida St. def. Chris Erikson, Miami (Fla.), 6-2, 6-1.

Florida 4, Florida St. 0
Doubles: No. 1-Alex Herrera-Romain Jurd, Florida St. def. Chris McDonald-Hamid Mirzadeh, Florida, 8-5; No. 2-Olivier Levant-Eleazar Magallan, Florida def. Mat Cloer-Rodrigo Laub, Florida St., 9-8 (5); No. 3-Matt Behrmann-Troy Hahn, Florida def. Chris Westerhof-Jeff Groslimond, Florida St., 8-3.
Singles: No. 1-Suspended; No. 2-Suspended; No. 3-Hahn, Florida def. Westerhof, Florida St., 6-4, 6-2; No. 4-Levant, Florida def. Chip Webb, Florida St., 6-1, 6-4; No. 5-Suspended; No. 6-Magallan, Florida def. Laub, Florida St., 6-3, 6-2.

MAY 10-11—AT AUSTIN, TEXAS

Texas 5, St. Bonaventure 0
Doubles: No. 1-Jean Simon-Jose Zarhi, Texas def. Mario Arce-Vili Nurmi, St. Bonaventure, 8-4; No. 2-Suspended; No. 3-Ryan Haymond-Antonio Ruiz, Texas def. Adam Price-Sajeel Qureshi, St. Bonaventure, 8-1.
Singles: No. 1-Simon, Texas def. Arce, St. Bonaventure, 6-3, 6-2; No. 2-Ruiz, Texas def. Mikko Haulos, St. Bonaventure, 6-1, 6-2; No. 3-Pete Stroer, Texas def. Nurmi, St. Bonaventure, 6-4, 6-1; No. 4-Suspended; No. 5-Joe Morris, Texas def. Price, St. Bonaventure, 6-1, 6-0; No. 6-Suspended.

Rice 4, South Carolina 2
Doubles: No. 1-Robert Barker-William Barker, Rice def. Angelo Niculescu-Geraldo Knorr, South Carolina, 8-5; No. 2-Seth Rose-Carl Wermee, South Carolina def. Robert Searle-Tony Haerle, Rice, 8-6; No. 3-Tom Eklund-Marcus Westman, South Carolina def. Cody Jackson-Matthais Mathaes, Rice, 8-5.
Singles: No. 1-Searle, Rice def. Rose, South Carolina, 6-4, 6-0; No. 2-R. Barker, Rice def. Niculescu, South Carolina, 6-4, 6-1; No. 3-Suspended; No. 4-Haerle, Rice def. Wermee, South Carolina, 1-6, 7-5, 6-4; No. 5-Vuk Rajevac, Rice def. Eklund, South Carolina, 7-5, 6-2; No. 6-Ben Atkinson, South Carolina def. Mathaes, Rice, 6-3, 3-6, 6-4.

Texas 4, Rice 3
Doubles: No. 1-Robert Barker-William Barker, Rice def. Jean Simon-Jose Zarhi, Texas, 8-1; No. 2-Jimmy Haney-Pete Stroer, Texas def. Tony Haerle-Robert Searle, Rice, 8-5; No. 3-Takehiko Morita-Matthais Mathaes, Rice def. Antonio Ruiz-Ryan Haymond, Texas, 9-8 (4).
Singles: No. 1-Simon, Texas def. Searle, Rice, 6-2, 5-7, 7-6 (8); No. 2-Zarhi, Texas def. R. Barker, Rice, 6-4, 6-3; No. 3-W. Barker, Rice def. Ruiz, Texas, 6-2, 6-4; No. 4-Stroer, Texas def. Haerle, Rice, 2-6, 7-5, 6-4; No. 5-Vuk Rajevac, Rice def. Roger Gubser, Texas, 6-3, 7-5; No. 6-Joe Morris, Texas def. Morita, Rice, 6-3, 6-2.

MAY 10-11—AT LOS ANGELES

UCLA 4, Wichita St. 0
Doubles: No. 1-Rodrigo Grilli-Marcin Matkowski, UCLA def. Leonardo Ramirez-Jamie Rodriguez, Wichita St., 8-1; No. 2-Tobias Clemens-Lassi Ketola, UCLA def. Marko Despot-Angelo Manns, Wichita St., 8-3; No. 3-Suspended.
Singles: No. 1-Clemens, UCLA def. Despot, Wichita St. 6-4, 6-2; No. 2-Suspended; No. 3-Grilli, UCLA def. Rodriguez, Wichita St. 6-2, 6-1; No. 4-Suspended; No. 5-Erfan Djahangiri, UCLA def. Carlo Contente, Wichita St. 6-2, 6-2; No. 6-Suspended.

Southern California 4, UC Santa Barb. 0
Doubles: No. 1-Carlos Palencia-Mirco Schwindt, UC Santa Barb. def. Prakash Amritraj-Jeff Kazarian, Southern California, 8-5; No. 2-Parker Collins-Daniel Langre, Southern California def. Alex Anselme-Mike Placek, UC Santa Barb., 8-5; No. 3-Johan Berg-Ruben Torres, Southern California def. Nicholas Brotman-Michael Frick, UC Santa Barb., 8-3.
Singles: No. 1-Suspended; No. 2-Berg, Southern California def. Schwindt, UC Santa Barb., 6-2, 6-0; No. 3-Suspended; No. 4-Torres, Southern California def. Anselme, UC Santa Barb., 6-2, 6-1; No. 5-Collins, Southern California def. Frick, UC Santa Barb., 6-3, 6-1; No. 6-Suspended.

UCLA 4, Southern California 0
Doubles: No. 1-Rodrigo Grilli-Marcin Matkowski, UCLA def. Prakash Amritraj-Jeff Kazarian, Southern California, 8-6; No. 2-Parker Collins-Daniel Langre, Southern California def. Tobias Clemens-Lassi Ketola, UCLA, 8-4; No. 3-Erfan Djahangiri-Alberto Francis, UCLA def. Johan Berg-Ruben Torres, Southern California, 8-4.
Singles: No. 1-Clemens, UCLA def. Amritraj, Southern California, 6-1, 6-1; No. 2-Suspended; No. 3-Suspended; No. 4-Chris Lam, UCLA def. Torres, Southern California, 6-1, 6-3; No. 5-Djahangiri, UCLA def. Collins, Southern California, 6-1, 6-1; No. 6-Suspended.

MAY 10-11—AT MINNEAPOLIS

Minnesota 4, Binghamton 0
Doubles: No. 1-Akshay Rao-Brad Sherwood, Binghamton def. Thomas Haug-Avery Ticer, Minnesota, 8-5; No. 2-Manuel Lievano-Clay Estes, Minnesota def. Brad Davidoff-Steve Spencer, Binghamton, 8-6; No. 3-Eric Robertson-Chris Wettengel, Minnesota def. Edwin Gerard-Krishna Vallabhaneni, Binghamton, 8-5.
Singles: No. 1-Aleksey Zharinov, Minnesota def. Rao, Binghamton, 6-2, (retired); No. 2-Suspended; No. 3-Wettengel, Minnesota def. Gerard, Binghamton, 6-1, 6-0; No. 4-Suspended; No. 5-Ticer, Minnesota def. Brian O'Connor, Binghamton, 6-0, 6-0; No. 6-Suspended.

Oklahoma St. 4, North Carolina 0
Doubles: No. 1-Mark van Elden-Jiri Jezek, Oklahoma St. def. Trystan Meniane-Nicholas Monroe, North Carolina, 8-3; No. 2-Suspended; No. 3-Boris Kuharic-Juan Felipe Diaz, Oklahoma St. def. Andy Metzler-Brad Pomeroy, North Carolina, 8-5.
Singles: No. 1-Suspended; No. 2-Yevgen Bondarchuk, Oklahoma St. def. Meniane, North Carolina, 6-4, 6-4; No. 3-Kuharic, Oklahoma St. def. Metzler, North Carolina, 6-3, 3-6, 6-3; No. 4-Jezek, Oklahoma St. def. Derek Porter, North Carolina, 7-5, 6-1; No. 5-Suspended; No. 6-Suspended.

Oklahoma St. 4, Minnesota 2
Doubles: No. 1-Avery Ticer-Thomas Haug, Minnesota def. Mark van Elden-Jiri Jezek, Oklahoma St., 8-3; No. 2-Suspended; No. 3-Aleksey Zharinov-Eric Robertson, Minnesota def. Boris Kuharic-Juan Felipe Diaz, Oklahoma St., 8-5.
Singles: No. 1-van Elden, Oklahoma St. def. Zharinov, Minnesota, 7-5, 6-3; No. 2-Suspended; No. 3-Kuharic, Oklahoma St. def. Chris Wettengel, Minnesota, 3-6, 6-4, 7-6 (5); No. 4-Jezek, Oklahoma St. def. Manuel Lievano, Minnesota, 5-7, 6-3, 6-4; No. 5-Tomas Bohunicky, Oklahoma St. def. Ticer, Minnesota, 6-1, 5-7, 6-4; No. 6-Clay Estes, Minnesota def. Jiri Spousta, Oklahoma St., 6-3, 6-0.

ROUND OF 16

MAY 17—AT ATHENS, GEORGIA

Florida 4, Texas 3
Doubles: No. 1-Suspended; No. 2-Jimmy Haney-Pete Stroer, Texas def. Olivier Levant-Eleazar Magallan, Florida, 8-4; No. 3-Ryan Hammond-Antonio Ruiz, Texas def. Matt Behrmann-Troy Hahn, Florida, 8-6.

Singles: No. 1-Jean Simon, Texas def. Hamid Mirzadeh, Florida, 6-7 (6), 6-4, 6-3; No. 2-Janne Holmia, Florida def. Jose Zarhi, Texas, 6-1, 6-7 (4), 6-4; No. 3-Troy Hahn, Florida def. Ruiz, Texas, 7-6 (5), 6-7 (4), 6-4; No. 4-Levant, Florida def. Haney, Texas, 6-3, 2-6, 6-4; No. 5-Stroer, Texas def. Behrmann, Florida, 6-7 (3), 6-4, 7-6 (2); No. 6-Magallan, Florida def. Roger Gubser, Texas, 6-2, 5-7, 6-3.

UCLA 4, Oklahoma St. 0
Doubles: No. 1-Rodrigo Grilli-Marcin Matkowski, UCLA def. Mark van Elden-Jiri Jezek, Oklahoma St., 8-5; No. 2-Suspended; No. 3-Erfan Djahangiri-Alberto Francis, UCLA def. Felipe Diaz-Boris Kuharic, Oklahoma St., 8-5.
Singles: No. 1-Suspended; No. 2-Matkowski, UCLA def. Yevgen Bondarchuk, Oklahoma St., 6-2, 6-2; No. 3-Suspended; No. 4-Chris Lam, UCLA def. Jezek, Oklahoma St., 6-3, 6-1; No. 5-Djahangiri, UCLA def. Tomas Bohunicky, Oklahoma St., 6-1, 6-4; No. 6-Suspended.

Baylor 4, Alabama 1
No. 1-Benedikt Dorsch-Reiner Neurhor, Baylor def. Maxim Belski-Chris Gostek, Alabama, 8-5; No. 2-Matias Marin-Ivor Lovrak, Baylor def. Bradley Friedman-Stephen Mitchell, Alabama, 8-6; No. 3-Suspended.
Singles: No. 1-Benjamin Becker, Baylor def. Belski, Alabama, 6-3, 6-4; No. 2-Suspended; No. 3-Gostek, Alabama def. Zoltan Papp, Baylor, 6-1, 6-1; No. 4-Marin, Baylor def. Geoff Hiscox, Alabama, 3-6, 6-1, 6-2; No. 5-Neurhor, Baylor def. Christian Brodersen, Alabama, 6-1, 6-2; No. 6-Suspended.

Vanderbilt 4, Texas A&M 1
Doubles: No. 1-Bobby Reynolds-Scott Brown, Vanderbilt def. Ryan Newport-Lester Cook, Texas A&M, 8-3; No. 2-Chad Harris-Matt Lockin, Vanderbilt def. John Nallon-Matt Loucks, Texas A&M, 8-0; No. 3-Suspended.
Singles: No. 1-Reynolds, Vanderbilt def. Newport, Texas A&M, 6-3, 6-4; No. 2-Suspended; No. 3-Lockin, Vanderbilt def. Ante Matijevic, Texas A&M, 7-6, 6-2; No. 4-Khaled El Dorry, Texas A&M def. Brown, Vanderbilt, 7-5, 6-4; No. 5-Suspended; No. 6-Lewis Smith, Vanderbilt def. Nallon, Texas A&M, 6-4, 6-4.

Illinois 4, Washington 2
Doubles: No. 1-Suspended; No. 2-Brian Wilson-Rajeev Ram, Illinois def. Matt Hanlin-Dillon Ruby, Washington, 8-4; No. 3-Phil Stolt-Chris Martin, Illinois def. Christoph Palmanshofer-Pete Scharler, Washington, 8-4.
Singles: No. 1-Suspended; No. 2-Hanlin, Washington def. Wilson, Illinois, 6-4, 6-3; No. 3-Ram, Illinois def. Fred Sundsten, Washington, 6-2, 6-4; No. 4-Michael Calkins, Illinois def. Palmanshofer, Washington, 7-5, 4-6, 6-2; No. 5-Martin, Illinois def. Ruby, Washington, 6-0, 6-3; No. 6-Scharler, Washington def. Ryler DeHeart, Illinois, 6-4, 6-3.

Mississippi 4, Duke 2
Doubles: No. 1-Phillip King-Michael Yani, Duke def. Alex Hartman-Claes Lindholm, Mississippi, 8-5; No. 2-Suspended; No. 3-Peter Shults-Jonathan Stokke, Duke def. Patrick Chucri-Karim Alayli, Mississippi, 8-4.
Singles: No. 1-Hartman, Mississippi def. King, Duke, 3-6, 6-1, 7-5; No. 2-Catalin Gard, Mississippi def. Yani, Duke, 6-3, 1-6, 6-4; No. 3-Paul Ciorascu, Mississippi def. Ludovic Walter, Duke, 6-4, 3-6, 6-3; No. 4-Suspended; No. 5-Stokke, Duke def. Chucri, Mississippi, 7-6 (6), 6-3; No. 6-Alayli, Mississippi def. Shults, Duke, 6-4, 3-6, 6-1.

California 4, Ohio St. 0
Doubles: No. 1-Steve Berke-Robert Kowalczyk, California def. Scott Green-Ross Wilson, Ohio St., 9-7; No. 2-Vincent Ng-Jeremy Wurtzman, Ohio St. def. Patrick Briaud-John Paul Fruttero, California, 8-3; No. 3-Conor Niland-Balazs Veress, California def. Brenton Contini-Phil Metz, Ohio St., 8-2.
Singles: No. 1-Suspended; No. 2-Suspended; No. 3-Suspended; No. 4-Veress, California def. Metz, Ohio St., 7-5, 6-0; No. 5-Berke, California def. Contini, Ohio St., 6-1, 6-2; No. 6-Kowalczyk, California def. Wilson, Ohio St., 6-1, 6-3.

Stanford 4, Tulane 0
Doubles: No. 1-Suspended; No. 2-K.C. Corkery-James Pade, Stanford def. Dmitriy Koch-Goran Vasiljevic, Tulane, 9-8 (2); No. 3-Carter Morris-Sam Warburg, Stanford def. Jorge Lievano-Mattias Westerberg, Tulane, 8-1.
Singles: No. 1-Suspended; No. 2-Scott Lipsky, Stanford def. Victor Romero, Tulane, 6-3, 6-4; No. 3-Suspended; No. 4-Warburg, Stanford def. Westerberg, Tulane, 6-2, 6-4; No. 5-Suspended; No. 6-Morris, Stanford def. Hannu Piiroinen, Tulane, 6-3, 6-2.

QUARTERFINALS—MAY 18

Vanderbilt 4, Baylor 0
Doubles: No. 1-Suspended; No. 2-Chad Harris-Matt Lockin, Vanderbilt def. Matias Marin-Ivor Lovrak, Baylor, 8-3; No. 3-Zach Dailey-Lewis Smith, Vanderbilt def. Benjamin Becker-Mike Garcia, Baylor, 8-3.
Singles: No. 1-Suspended; No. 2-Harris, Vanderbilt def. Benedikt Dorsch, Baylor, 7-6 (1), 3-6, 6-2; No. 3-Lockin, Vanderbilt def. Zoltan Papp, Baylor, 6-1, 6-2; No. 4-Scott Brown, Vanderbilt def. Marin, Baylor, 7-5, 2-6, 7-5; No. 5-Suspended; No. 6-Suspended.

UCLA 4, Florida 1
Doubles: No. 1-Rodrigo Grilli-Marcin Matkowski, UCLA def. Hamid Mirzadeh-Chris McDonald, Florida, 8-4; No. 2-Tobias Clemens-Lassi Ketola, UCLA def. Eleazar Magallan-Olivier Levant, Florida, 8-2; No. 3-Matt Behrmann-Troy Hahn, Florida def. Erfan Djahangiri-Alberto Francis, UCLA, 8-4.
Singles: No. 1-Clemens, UCLA def. Mirzadeh, Florida, 3-6, 7-5, 6-3; No. 2-Suspended; No. 3-Hahn, Florida def. Grilli, UCLA, 6-2, 6-2; No. 4-Chris Lam, UCLA def. Levant, Florida, 6-4, 6-4; No. 5-Djahangiri, UCLA def. Behrmann, Florida, 6-1, 7-5; No. 6-Suspended.

Illinois 4, Mississippi 1
Doubles: No. 1-Amer Delic-Michael Calkins, Illinois def. Alex Hartman-Claes Lindholm, Mississippi, 8-4; No. 2-Suspended; No. 3-Phil Stolt-Chris Martin, Illinois def. Patrick Chucri-Karim Alayli, Mississippi, 8-4.
Singles: No. 1-Delic, Illinois def. Hartman, Mississippi, 7-5, 7-5; No. 2-Brian Wilson, Illinois def. Catalin Gard, Mississippi, 6-1, 6-1; No. 3-Suspended; No. 4-Stolt, Illinois def. Lindholm, Mississippi, 6-3, 7-6 (3); No. 5-Suspended; No. 6-Alayli, Mississippi def. Martin, Illinois, 6-4, 6-2.

Stanford 4, California 0
Doubles: No. 1-Scott Lipsky-David Martin, Stanford def. Steve Berke-Robert Kowalczyk, California, 8-1; No. 2-K.C. Corkery-James Pade, Stanford def. Mik Ledvonova-John Paul Fruttero, California, 8-6; No. 3-Suspended.
Singles: No. 1-Martin, Stanford def. Fruttero, California, 6-3, 6-3; No. 2-Lipsky, Stanford def. Conor Niland, California, 6-3, 7-6 (6); No. 3-Corkery, Stanford def. Or Dekel, California, 6-2, 6-1; No. 4-Suspended; No. 5-Suspended; No. 6-Suspended.

SEMIFINALS—MAY 19

Vanderbilt 4, UCLA 3
Doubles: No. 1-Bobby Reynolds-Scott Brown, Vanderbilt def. Rodrigo Grilli-Marcin Matkowski, UCLA, 8-4; No. 2-Tobias Clemens-Lassi Ketola, UCLA def. Chad Harris-Matt Lockin, Vanderbilt, 8-3; No. 3-Zach Dailey-Lewis Smith, Vanderbilt def. Erfan Djahangiri-Alberto Francis, UCLA, 8-4.
Singles: No. 1-Reynolds, Vanderbilt def. Clemens, UCLA, 6-3, 6-4; No. 2-Harris, Vanderbilt def. Matkowski, UCLA, 5-7, 7-6 (2), 6-4; No. 3- Grilli, UCLA def. Lockin, Vanderbilt, 6-4, 7-5; No. 4-Brown, Vanderbilt def. Lam, UCLA, 6-7 (4), 6-4, 6-2; No. 5- Djahangiri, UCLA def. Dailey, Vanderbilt, 6-4, 6-3; No. 6-Ketola, UCLA def. Smith, Vanderbilt, 6-1, 6-2.

Illinois 4, Stanford 2
Doubles: No. 1-Amer Delic-Michael Calkins, Illinois def. Scott Lipsky-David Martin, Stanford, 8-5; No. 2-K.C. Corkery-James Pade, Stanford def. Brian Wilson-Rajeev Ram, Illinois, 9-8 (5); No. 3-Carter Morris-Sam Warburg, Stanford def. Phil Stolt-Chris Martin, Illinois, 9-7.
Singles: No. 1-Delic, Illinois def. Martin, Stanford, 6-2, 6-4; No. 2-Wilson, Illinois def. Lipsky, Stanford, 6-2, 6-2; No. 3-Suspended; No. 4-Warburg, Stanford def. Stolt, Illinois, 6-2, 6-2; No. 5-Calkins, Illinois def. Pade, Stanford, 6-4, 2-6, 6-3; No. 6-Martin, Illinois def. Morris, Stanford, 6-4, 4-6, 6-3.

CHAMPIONSHIP—MAY 20

Illinois 4, Vanderbilt 3
Doubles: No. 1-Bobby Reynolds-Scott Brown, Vanderbilt def. Amer Delic-Michael Calkins, Illinois, 8-5; No. 2-Brian Wilson-Rajeev Ram, Illinois def. Chad Harris-Matt Lockin, Vanderbilt, 8-2; No. 3-Zach Dailey-Lewis Smith, Vanderbilt def. Phil Stolt-Chris Martin, Illinois, 8-5.
Singles: No. 1-Reynolds, Vanderbilt def. Delic, Illinois 6-7 (1), 6-4, 6-1; No. 2-Harris, Vanderbilt def. Wilson, Illinois 2-6, 6-1, 7-5; No. 3-Ram, Illinois def. Lockin, Vanderbilt, 6-3, 6-4; No. 4-Stolt, Illinois def. Brown, Vanderbilt, 6-4, 4-6, 6-4; No. 5-Calkins, Illinois def. Dailey, Vanderbilt, 6-4, 2-6, 6-1; No. 6-Martin, Illinois def. Smith, Vanderbilt, 6-4, 4-6, 6-4.

Individual Results

SINGLES

FIRST ROUND-MAY 21
Bobby Reynolds, Vanderbilt def. Phil Stolt, Illinois, 7-5, 6-2; Benjamin Becker, Baylor def. Paul Ciorascu, Mississippi, 6-1, 0-6, 6-4; Alex Vlaski, Washington def. Michael Yani, Duke, 7-6 (6), 6-4; Marcin Matkowski, UCLA def. Robert Searle, Rice, 6-2, 6-3; David Martin, Stanford def. David Loewenthal, Wake Forest, 2-6, 6-3, 6-4; Oliver Maiberger, San Diego St. def. Aleksey Zharinov, Minnesota, 6-2, 6-3; Rameez Junaid, Auburn def. Ryan Livesay, Tulsa, 7-6 (5), 6-3; Romain Ambert, Mississippi St. def. Conor Niland, California, 7-5, 6-3; Amer Delic, Illinois def. Catalin Gard, Mississippi, 7-6 (5), 6-4; Marcus Berntson, Boise St. def. Matias Marin, Baylor, 6-2, 6-3; Daniel Klemetz, Middle Tenn. def. Ryan Newport, Texas A&M, 6-3, 6-3; Alejandro Tejerina, Tulsa def. Matt Cloer, Florida St., 6-4, 6-2; Nicolas Boeker, Georgia def. Tobias Clemens, UCLA, 7-5, 6-4; Mark van Elden, Oklahoma St. def. Shannon Buck, Air Force, 7-5, 6-0; Hamid Mirzadeh, Florida def. Prakash Amritraj, Southern California, 6-3, 1-6, 6-2; Trystan Meniane, North Carolina def. David Lingman, Harvard, 7-6 (3), 6-2; Todd Widom, Miami (Fla.) def. Jonathan Chu, Harvard, 6-2, 7-5; Rajeev Ram, Illinois def. Chad Harris, Vanderbilt, 5-7, 7-5, 7-5; Seth Rose, South Carolina def. Richard Barker, Rice, 6-2, 6-4; Janne Holmia, Florida def. Manuel Kost, Oregon, 6-4, 6-3; Robert Kowalczyk, California def. Nick Monroe, North Carolina, 7-5, 6-4; Michael Kogan, Tulane def. Vincent Ng, Ohio St., 7-5, 6-2; Matt Hanlin, Washington def. Andreas Lauland, Virginia Tech, 6-2, 1-6, 7-6 (1); Bo Hodge, Georgia def. Jean Simon, Texas, 6-4, 6-1; Oscar Chow, Columbia def. Chris Lam, UCLA, 6-3, 6-2; Brian Wilson, Illinois def. Simon Rea, Tennessee, 6-3, 2-6, 6-4; William Barker, Rice def. Phillip King, Duke, 6-2, 6-4; Calle Hansen, Pepperdine def. Alex Hartman, Mississippi, 6-3, 6-4; K.C. Corkery, Stanford def. Doug Stewart, Virginia, 6-3, 6-4; Jesse Witten, Kentucky def. Jeremy Wurtzman, Ohio St., 6-3, 7-6 (4); Lester Cook, Texas A&M def. Dustin Taylor, Tulsa, 6-3, 6-7 (2), 6-3; Benedikt Dorsch, Baylor def. Divan Coetzee, New Mexico, 6-3, 6-2.

SECOND ROUND-MAY 22
Reynolds, Vanderbilt def. Becker, Baylor, 7-5, 6-2; Vlaski, Washington def. Matkowski, UCLA, 6-1, 6-3; Maiberger, San Diego St. def. Martin, Stanford, 6-1, 6-3; Junaid, Auburn def. Ambert, Mississippi St., 6-7 (5), 6-2, 7-5; Delic, Illinois def. Berntston, Boise St., 6-1, 7-5; Klemetz, Middle Tenn. def. Tejerina, Tulsa, 6-3, 6-0; Boeker, Georgia def. van Elden, Oklahoma St., 6-1, 6-4; Mirzadeh, Florida def. Meniane, North Carolina, 6-3, 6-2; Widom, Miami (Fla.) def. Ram, Illinois, 7-5, 4-6, 6-3; Rose, South Carolina def. Holmia, Florida, 6-0, 2-0 (retired); Kogan, Tulane def. Kowalczyk, California, 6-3, 4-6, 6-1; Hodge, Georgia def. Hanlin, Washington, 6-0, 6-4; Chow, Columbia def. Wilson, Illinois, 6-2, 6-3; Barker, Rice def. Hansen, Pepperdine, 6-4, 6-2; Corkery, Stanford def. Witten, Kentucky, 6-1, 6-0; Dorsch, Baylor def. Cook, Texas A&M, 7-5, 6-2.

ROUND OF 16-MAY 23
Vlaski, Washington def. Reynolds, Vanderbilt, 7-5, 7-6 (5); Junaid, Auburn def. Maiberger, San Diego St., 3-6, 6-1, 7-6 (3); Delic, Illinois def. Klemetz, Middle Tenn., 6-

2, 6-4; Mirzadeh, Florida def. Boeker, Georgia, 6-1, 6-4; Widom, Miami (Fla.) def. Rose, South Carolina, 6-2, 6-4; Hodge, Georgia def. Kogan, Tulane, 6-4, 4-6, 7-5; Chow, Columbia def. Barker, Rice, 6-2, 7-6 (4); Dorsch, Baylor def. Corkery, Stanford, 6-4, 7-6 (3).

QUARTERFINALS-MAY 24
Vlaski, Washington def. Junaid, Auburn, 4-6, 6-3, 7-6 (4); Delic, Illinois def. Mirzadeh, Florida, 6-7 (5), 6-1, 7-6 (3); Widom, Miami (Fla.) def. Hodge, Georgia, 6-3, 7-5; Dorsch, Baylor def. Chow, Columbia, 6-1, 4-6, 7-5.

SEMIFINALS-MAY 25
Delic, Illinois def. Vlaski, Washington, 7-6 (1), 3-6, 6-2; Dorsch, Baylor def. Widom, Miami (Fla.), 4-6, 6-4, 7-6 (9).

FINAL-MAY 26
Delic, Illinois def. Dorsch, Baylor, 6-4, 6-3.

DOUBLES

FIRST ROUND-MAY 22
Richard Barker-William Barker, Rice def. Bryan Fisher-Jason Hazley, LSU, 6-4, 6-2; Trystan Meniane-Nicholas Monroe, North Carolina def. Scott Brown-Chad Harris, Vanderbilt, 7-5, 7-6 (4); Michael Kogan-Victor Romero, Tulane def. Prakash Amritraj-Daniel Langre, Southern California, 7-6 (4), 7-5; Marcin Matkowski-Rodrigo Grilli, UCLA def. Andrew Golub-Colin Purcell, Miami (Fla.), 6-2, 6-2; Phillip King-Michael Yani, Duke def. David Lingman-Mark Riddell, Harvard, 7-6 (5), 6-4; Rajeev Ram-Brian Wilson, Illinois def. Olivier Charroin-Chris Stewart, Arizona St., 7-5, 6-2; Andrew Colombo-Rameez Junaid, Auburn def. Steve Berke-Robert Kowalczyk, California, 6-3, 6-3; Ryan Livesay-Dustin Taylor, Tulsa def. Chris McDonald-Hamid Mirzadeh, Florida, 7-5, 6-4; Michael Calkins-Amer Delic, Illinois def. Tommy Garrison-Chris Mitchell, Oklahoma, 7-6 (6), 6-4; Diego Acuna-Calle Hansen, Pepperdine def. Jermaine Jenkins-Nathan Thompson, Clemson, 6-4, 6-4; Nicolas Boeker-Bo Hodge, Georgia def. Zoltan Czanadi-Izak Van der Merwe, Old Dominion, 3-6, 6-4, 7-5; Scott Lipsky-David Martin, Stanford def. Brent Salazar-Ryan Stotland, New Mexico, 7-6 (4), 6-2; Benedikt Dorsch-Reiner Neurohr, Baylor def. Alex Hartman-Claes Lindholm, Mississippi, 6-2, 6-3; Lester Cook-Ante Matijevic, Texas A&M def. Michael Duquette-Doug Stewart, Virginia, 6-2, 6-1; Jamie Cerratani-Chris Drake, Brown def. Bobby Reynolds-Lewis Smith, Vanderbilt, 4-6, 6-4, 6-3; Oliver Maiberger-Ryan Redondo, San Diego St. def. Hector Alamda-Sergui Modoc, Fresno St., 6-3, 6-4.

SECOND ROUND-MAY 23
Barker-Barker, Rice def. Meniane-Monroe, North Carolina, 6-2, 6-3; Kogan-Romero, Tulane def. Matkowski-Grilli, UCLA, 6-4, 6-4; Ram-Wilson, Illinois def. King-Yani, Duke, 6-3, 6-4; Livesay-Taylor, Tulsa def. Colombo-Junaid, Auburn 7-6 (5), 1-6, 6-3; Acuna-Hansen, Pepperdine def. Calkins-Delic, Illinois 7-6 (2), 6-4; Lipsky-Martin, Stanford def. Boeker-Hodge, Georgia, 6-2, 6-3; Dorsch-Neurohr, Baylor def. Cook-Matijevic, Texas A&M, 6-1, 3-6, 7-6 (5); Maiberger-Redondo, San Diego St. def. Cerratani-Drake, Brown, 6-3, 6-3.

QUARTERFINALS-MAY 24
Barker-Barker, Rice def. Kogan-Romero, Tulane, 6-3, 6-4; Ram-Wilson, Illinois def. Livesay-Taylor, Tulsa, 5-7, 6-4, 6-1; Lipsky-Martin, Stanford def. Acuna-Hansen, Pepperdine, 6-1, 6-7 (6), 6-1; Maiberger-Redondo, San Diego St. def. Dorsch-Neurohr, Baylor, 5-7, 7-5, 6-4.

SEMIFINALS-MAY 25
Ram-Wilson, Illinois def. Barker-Barker, Rice, 7-6 (1), 7-5; Maiberger-Redondo, San Diego St. def. Lipsky-Martin, Stanford, 6-4, 6-4.

FINAL-MAY 26
Ram-Wilson, Illinois def. Maiberger-Redondo, San Diego St., 6-4, 7-5, 6-1.

History

Team Results

Year	Champion	Coach	Points/Score	Runner-Up	Host or Site	Championships Attendance
1946	Southern California	William Moyle	9- 6	William & Mary	Northwestern	—
1947	William & Mary	Sharvey G. Umbeck	10- 4	Rice	UCLA	—
1948	William & Mary	Sharvey G. Umbeck	6- 5	San Francisco	UCLA	—
1949	San Francisco	Norman Brooks	7- 4	Rollins, Tulane, Washington	Texas	—
			4			
1950	UCLA	William Ackerman	11- 5	California	Texas	—
			5	Southern California		
1951	Southern California	Louis Wheeler	9- 7	Cincinnati	Northwestern	—
1952	UCLA	J.D. Morgan	11- 5	California	Northwestern	—
			5	Southern California		
1953	UCLA	J.D. Morgan	11- 6	California	Syracuse	—
1954	UCLA	J.D. Morgan	15-10	Southern California	Washington	—
1955	Southern California	George Toley	12- 7	Texas	North Carolina	—
1956	UCLA	J.D. Morgan	15-14	Southern California	Kalamazoo	—
1957	Michigan	William Murphy	10- 9	Tulane	Utah	—
1958	Southern California	George Toley	13- 9	Stanford	Navy	—
1959	Notre Dame	Thomas Fallon	8		Northwestern	—
	Tulane	Emmet Pare	8			
1960	UCLA	J.D. Morgan	18- 8	Southern California	Washington	—
1961	UCLA	J.D. Morgan	17-16	Southern California	Iowa St.	—
1962	Southern California	George Toley	22-12	UCLA	Stanford	—
1963	Southern California	George Toley	27-19	UCLA	Princeton	—
1964	Southern California	George Toley	26-25	UCLA	Michigan St.	—
1965	UCLA	J.D. Morgan	31-13	Miami (Fla.)	UCLA	—
1966	Southern California	George Toley	27-23	UCLA	Miami (Fla.)	—
1967	Southern California	George Toley	28-23	UCLA	Southern Ill.	—
1968	Southern California	George Toley	31-23	Rice	Trinity (Tex.)	—
1969	Southern California	George Toley	35-23	UCLA	Princeton	—
1970	UCLA	Glenn Bassett	26-22	Trinity (Tex.)	Utah	—
			22	Rice		
1971	UCLA	Glenn Bassett	35-27	Trinity (Tex.)	Notre Dame	—

Year	Champion	Coach	Points/Score	Runner-Up	Host or Site	Championships Attendance
1972	Trinity (Tex.)	Clarence Mabry	36-30	Stanford	Georgia	—
1973	Stanford	Dick Gould	33-28	Southern California	Princeton	—
1974	Stanford	Dick Gould	30-25	Southern California	Southern California	—
1975	UCLA	Glenn Bassett	27-20	Miami (Fla.)	Tex.-Pan American	—
1976	Southern California	George Toley	21		Tex.-Pan American	5,770
	UCLA	Glenn Bassett	21			
1977	Stanford	Dick Gould	5- 4	Trinity (Tex.)	Georgia	16,069
1978	Stanford	Dick Gould	6- 3	UCLA	Georgia	15,157
1979	UCLA	Glenn Bassett	5- 3	Trinity (Tex.)	Georgia	15,655
1980	Stanford	Dick Gould	5- 3	California	Georgia	12,098
1981	Stanford	Dick Gould	5- 1	UCLA	Georgia	14,240
1982	UCLA	Glenn Bassett	5- 1	Pepperdine	Georgia	12,942
1983	Stanford	Dick Gould	5- 4	Southern Methodist	Georgia	9,927
1984	UCLA	Glenn Bassett	5- 4	Stanford	Georgia	12,408
1985	Georgia	Dan Magill	5- 1	UCLA	Georgia	16,102
1986	Stanford	Dick Gould	5- 2	Pepperdine	Georgia	10,981
1987	Georgia	Dan Magill	5- 1	UCLA	Georgia	12,816
1988	Stanford	Dick Gould	5- 2	LSU	Georgia	12,944
1989	Stanford	Dick Gould	5- 3	Georgia	Georgia	14,304
1990	Stanford	Dick Gould	5- 2	Tennessee	Southern California	5,103
1991	Southern California	Dick Leach	5- 2	Georgia	Georgia	30,208
1992	Stanford	Dick Gould	5- 0	Notre Dame	Georgia	28,156
1993	Southern California	Dick Leach	5- 3	Georgia	Georgia	34,184
1994	Southern California	Dick Leach	4- 3	Stanford	Notre Dame	8,185
1995	Stanford	Dick Gould	4- 0	Mississippi	Georgia	14,395
1996	Stanford	Dick Gould	4- 1	UCLA	Georgia	8,230
1997	Stanford	Dick Gould	4- 0	Georgia	UCLA	15,899
1998	Stanford	Dick Gould	4- 0	Georgia	Georgia	7,976
1999	Georgia	Manuel Diaz	4- 3	UCLA	Georgia	5,874
2000	Stanford	Dick Gould	4- 0	Va. Commonwealth	Georgia	11,089
2001	Georgia	Manuel Diaz	4- 1	Tennessee	Georgia	21,855
2002	Southern California	Dick Leach	4- 1	Georgia	Texas A&M	7,946
2003	Illinois	Craig Tiley	4- 3	Vanderbilt	Georgia	7,010

(Note: Before 1977, individual wins counted in the team's total points. In 1977, a dual-match, single-elimination team championship was initiated, eliminating the points system.)

TEAM CHAMPIONSHIPS

(Note: Totals include co-championships.)

Stanford 17, Southern California 16, UCLA 15, Georgia 4, William & Mary 2, Illinois, Michigan, Notre Dame, San Francisco, Trinity (Tex.), Tulane, 1 each.

SINGLES CHAMPIONSHIPS

Harvard 16, Southern California 13, Stanford 13, UCLA 9, Yale 9, Tulane 8, Princeton 5, Georgia 4, Miami (Fla.) 4, Texas 4, Pennsylvania 3, Rice 3, California 2, Columbia 2, Florida 2, Michigan 2, Trinity (Tex.) 2, Arizona St., Brown, Cincinnati, Cornell, Illinois, Kenyon, Lehigh, LSU, Navy, UNLV, Pepperdine, Phila. Osteo., San Francisco, San Jose St., Tennessee, Trinity (Conn.), Utah, Washington, William & Mary, 1 each.

DOUBLES CHAMPIONSHIPS

Southern California 20, Harvard 17, Stanford 13, UCLA 11, Yale 11, California 9, Princeton 5, Texas 5, Pennsylvania 3, Columbia 2, Georgia 2, Illinois 2, Miami (Fla.) 2, Pepperdine 2, Tulane 2, Arkansas, Auburn, Brown, Florida, Mississippi, Mississippi St., UNLV, Occidental, Rice, Tennessee, TCU, Trinity (Tex.), Washington, William & Mary, 1 each.

Championships Records

(Note: No doubles team has won more than two titles; however, Wallace P. Knapp, Yale [1884-85-86]; Malcolm Chace, Brown [1893] and Yale [1894-95]; Leo Ware, Harvard [1896-97-98]; Richard Harte, Harvard [1914-15-16]; and Rafael Osuna, Southern California [1961-62-63] have won three doubles titles with two or more different partners.)

NUMBER OF INDIVIDUAL TITLES, CAREER

6—Malcolm Chace, Brown and Yale (singles 1893-94-95, doubles 1893-94-95).

5—Wallace P. Knapp, Yale (singles 1884-85, doubles 1884-85-86).

4—Alejandro Olmedo, Southern California (singles 1956-58, doubles 1956-58); Rafael Osuna, Southern California (singles 1962, doubles 1961-62-63); Dennis Ralston, Southern California (singles 1963-64, doubles 1963-64); Francisco Segura, Miami (Fla.) (singles 1943-44-45, doubles 1945); Leo Ware, Harvard (singles 1898, doubles 1896-97-98); Richard Williams II, Harvard (singles 1913-15, doubles 1914-15).

NUMBER OF SINGLES TITLES, CAREER

3—Malcolm Chace, Brown and Yale (1893-94-95); Francisco Segura, Miami (Fla.) (1943-44-45).

Individual Champions

(Note: No tournament held, 1917-18.)

SINGLES

1883 Joseph Clark, Harvard (spring)
Howard Taylor, Harvard (fall)
1884 Wallace P. Knapp, Yale
1885 Wallace P. Knapp, Yale
1886 G.M. Brinley, Trinity (Conn.)
1887 P.S. Sears, Harvard

1888 P.S. Sears, Harvard
1889 Robert P. Huntington, Yale
1890 Fred Hovey, Harvard
1891 Fred Hovey, Harvard
1892 William Larned, Cornell

1893 Malcolm Chace, Brown
1894 Malcolm Chace, Yale
1895 Malcolm Chace, Yale
1896 Malcolm Whitman, Harvard
1897 S.G. Thompson, Princeton

1898 Leo Ware, Harvard
1899 Dwight Davis, Harvard
1900 Raymond Little, Princeton
1901 Fred Alexander, Princeton
1902 William Clothier, Harvard

1903 E.B. Dewhurst, Pennsylvania
1904 Robert LeRoy, Columbia
1905 E.B. Dewhurst, Pennsylvania
1906 Robert LeRoy, Columbia
1907 G. Peabody Gardner, Harvard

1908 Nat Niles, Harvard
1909 Wallace Johnson, Pennsylvania
1910 R.A. Holden, Yale
1911 E.H. Whitney, Harvard
1912 George Church, Princeton

1913 Richard Williams, Harvard
1914 George Church, Princeton
1915 Richard Williams, Harvard
1916 G. Colket Caner, Harvard
1919 Charles Garland, Yale

1920 Lascelles Banks, Yale
1921 Philip Neer, Stanford
1922 Lucien Williams, Yale
1923 Carl Fischer, Phila. Osteo.
1924 Wallace Scott, Washington

1925 Edward Chandler, California
1926 Edward Chandler, California
1927 Wilmer Allison, Texas
1928 Julius Seligson, Lehigh
1929 Berkeley Bell, Texas

1930 Clifford Sutter, Tulane
1931 Keith Gledhill, Stanford
1932 Clifford Sutter, Tulane
1933 Jack Tidball, UCLA
1934 Gene Mako, Southern California

1935 Wilbur Hess, Rice
1936 Ernest Sutter, Tulane
1937 Ernest Sutter, Tulane
1938 Frank Guernsey, Rice
1939 Frank Guernsey, Rice

1940 Donald McNeill, Kenyon
1941 Joseph Hunt, Navy
1942 Frederick Schroeder, Stanford
1943 Francisco Segura, Miami (Fla.)
1944 Francisco Segura, Miami (Fla.)

1945 Francisco Segura, Miami (Fla.)
1946 Robert Falkenburg, Southern California
1947 Gardner Larned, William & Mary
1948 Harry Likas, San Francisco
1949 Jack Tuero, Tulane

1950 Herbert Flam, UCLA
1951 Tony Trabert, Cincinnati
1952 Hugh Stewart, Southern California
1953 Hamilton Richardson, Tulane
1954 Hamilton Richardson, Tulane

1955 Jose Aguero, Tulane
1956 Alejandro Olmedo, Southern California
1957 Barry MacKay, Michigan
1958 Alejandro Olmedo, Southern California
1959 Whitney Reed, San Jose St.

1960 Larry Nagler, UCLA
1961 Allen Fox, UCLA
1962 Rafael Osuna, Southern California
1963 Dennis Ralston, Southern California
1964 Dennis Ralston, Southern California

1965 Arthur Ashe, UCLA
1966 Charles Pasarell, UCLA
1967 Bob Lutz, Southern California
1968 Stan Smith, Southern California
1969 Joaquin Loyo-Mayo, Southern California

1970 Jeff Borowiak, UCLA
1971 Jim Connors, UCLA
1972 Dick Stockton, Trinity (Tex.)
1973 Alex Mayer, Stanford
1974 John Whitlinger, Stanford

1975 Bill Martin, UCLA
1976 Bill Scanlon, Trinity (Tex.)
1977 Matt Mitchell, Stanford
1978 John McEnroe, Stanford
1979 Kevin Curren, Texas

1980 Robert Van't Hof, Southern California
1981 Tim Mayotte, Stanford
1982 Mike Leach, Michigan
1983 Greg Holmes, Utah
1984 Mikael Pernfors, Georgia

1985 Mikael Pernfors, Georgia
1986 Dan Goldie, Stanford
1987 Andrew Burrow, Miami (Fla.)
1988 Robby Weiss, Pepperdine
1989 Donni Leaycraft, LSU

1990 Steve Bryan, Texas
1991 Jared Palmer, Stanford
1992 Alex O'Brien, Stanford
1993 Chris Woodruff, Tennessee
1994 Mark Merklein, Florida

1995 Sargis Sargsian, Arizona St.
1996 Cecil Mamiit, Southern California
1997 Luke Smith, UNLV
1998 Bob Bryan, Stanford
1999 Jeff Morrison, Florida

2000 Alex Kim, Stanford
2001 Matias Boeker, Georgia
2002 Matias Boeker, Georgia
2003 Amer Delic, Illinois

DOUBLES

(Sites: 1883-84—Hartford, Conn.; 1985-99—New Haven, Conn.; 1900-16—Haverford, Pa.; 1919-34—Haverford, Pa.; 1935-36—Evanston, Ill.; 1937-41—Haverford, Pa.; 1942—Tulane; 1943-45—Northwestern.)

1883 Joseph Clark and Howard Taylor, Harvard (spring)
Howard Taylor and R.E. Presbrey, Harvard (fall)
1884 Wallace P. Knapp and William V.S. Thorne, Yale
1885 Wallace P. Knapp and Arthur L. Shipman, Yale
1886 Wallace P. Knapp and William L. Thacher, Yale
1887 P.S. Sears and Quincy Shaw, Harvard
1888 V.G. Hall and Oliver Campbell, Columbia
1889 Oliver Campbell and A.E. Wright, Columbia
1890 Quincy Shaw and S.T. Chase, Harvard
1891 Fred Hovey and Robert Wrenn, Harvard
1892 Robert Wrenn and F.B. Winslow, Harvard

1893 Malcolm Chace and C.R. Budlong, Brown
1894 Malcolm Chace and Arthur E. Foote, Yale
1895 Malcolm Chace and Arthur E. Foote, Yale
1896 Leo Ware and W.M. Scudder, Harvard
1897 Leo Ware and Malcolm Whitman, Harvard

1898 Leo Ware and Malcolm Whitman, Harvard
1899 Holcombe Ward and Dwight Davis, Harvard
1900 Fred Alexander and Raymond Little, Princeton
1901 H.A. Plummer and Samuel L. Russell, Yale
1902 William Clothier and E.W. Leonard, Harvard

1903 Fredrick Colston and E. Clapp, Yale
1904 Karl Behr and G. Bodman, Yale
1905 E.B. Dewhurst and H.B. Register, Pennsylvania
1906 Howard S. Wells and Albert Spaulding, Yale
1907 Nat Niles and A.S. Dabney, Harvard

1908 H.M. Tilden and A. Thayer, Pennsylvania
1909 Wallace Johnson and A. Thayer, Pennsylvania
1910 Dean Mathey and Burnham Dell, Princeton
1911 Dean Mathey and C.T. Butler, Princeton
1912 George Church and W.H. Mace, Princeton

1913 Watson Washburn and J.J. Armstrong, Harvard
1914 Richard Williams and Richard Harte, Harvard
1915 Richard Williams and Richard Harte, Harvard
1916 G. Colket Caner and Richard Harte, Harvard
1919 Charles Garland and K.N. Hawks, Yale

1920 Amos Wilder and Leland Wiley, Yale
1921 Brooks Fenno and William Feibleman, Harvard
1922 James Davies and Philip Neer, Stanford
1923 Lew White and Louis Thalheimer, Texas
1924 Lew White and Louis Thalheimer, Texas

1925 Gervais Hills and Gerald Stratford, California
1926 Edward Chandler and Tom Stow, California
1927 John Van Ryn and Kenneth Appel, Princeton
1928 Ralph McElvenny and Alan Herrington, Stanford
1929 Benjamin Gorchakoff and Arthur Kussman, Occidental

1930 Dolf Muehleisen and Robert Muench, California
1931 Bruce Barnes and Karl Kamrath, Texas
1932 Keith Gledhill and Joseph Coughlin, Stanford
1933 Joseph Coughlin and Sam Lee, Stanford
1934 Gene Mako and Phillip Castlen, Southern California

1935 Richard Bennett and Paul Newton, California
1936 Bennett Dey and William Seward, Stanford
1937 Richard Bennett and Paul Newton, California
1938 Joseph Hunt and Lewis Wetherell, Southern California
1939 Douglas Imhoff and Robert Peacock, California

1940 Lawrence Dee and James Wade, Stanford
1941 Charles Olewine and Charles Mattman, Southern California
1942 Lawrence Dee and Frederick Schroeder, Stanford
1943 John Hickman and Walter Driver, Texas
1944 John Hickman and Felix Kelley, Texas

1945 Francisco Segura and Thomas Burke, Miami (Fla.)
1946 Robert Falkenburg and Thomas Falkenburg, Southern California
1947 Sam Match and Bob Curtis, Rice
1948 Fred Kovaleski and Bernard Bartzen, William & Mary
1949 James Brink and Fred Fisher, Washington
1950 Herbert Flam and Gene Garrett, UCLA
1951 Earl Cochell and Hugh Stewart, Southern California
1952 Clifton Mayne and Hugh Ditzler, California
1953 Robert Perry and Lawrence Huebner, UCLA
1954 Robert Perry and Ronald Livingston, UCLA

1955 Francisco Contreras and Joaquin Reyes, Southern California
1956 Alejandro Olmedo and Francisco Contreras, Southern California
1957 Crawford Henry and Ronald Holmberg, Tulane
1958 Alejandro Olmedo and Edward Atkinson, Southern California
1959 Crawford Henry and Ronald Holmberg, Tulane

1960 Larry Nagler and Allen Fox, UCLA
1961 Rafael Osuna and Ramsey Earnhart, Southern California
1962 Rafael Osuna and Ramsey Earnhart, Southern California
1963 Rafael Osuna and Dennis Ralston, Southern California
1964 Dennis Ralston and William Bond, Southern California

1965 Ian Crookenden and Arthur Ashe, UCLA
1966 Ian Crookenden and Charles Pasarell, UCLA
1967 Stan Smith and Bob Lutz, Southern California
1968 Stan Smith and Bob Lutz, Southern California
1969 Joaquin Loyo-Mayo and Marcelo Lara, Southern California

1970 Pat Cramer and Luis Garcia, Miami (Fla.)
1971 Haroon Rahim and Jeff Borowiak, UCLA
1972 Alex Mayer and Roscoe Tanner, Stanford
1973 Alex Mayer and Jim Delaney, Stanford
1974 John Whitlinger and Jim Delaney, Stanford

1975 Butch Walts and Bruce Manson, Southern California
1976 Peter Fleming and Ferdi Taygan, UCLA
1977 Bruce Manson and Chris Lewis, Southern California
1978 John Austin and Bruce Nichols, UCLA
1979 Erick Iskersky and Ben McKown, Trinity (Tex.)

1980 Mel Purcell and Rodney Harmon, Tennessee
1981 David Pate and Karl Richter, TCU
1982 Peter Doohan and Pat Serrat, Arkansas
1983 Allen Miller and Ola Malmqvist, Georgia
1984 Kelly Jones and Jerome Jones, Pepperdine

1985 Kelly Jones and Carlos DiLaura, Pepperdine
1986 Rick Leach and Tim Pawsat, Southern California
1987 Rick Leach and Scott Melville, Southern California
1988 Patrick Galbraith and Brian Garrow, UCLA
1989 Eric Amend and Byron Black, Southern California

1990 Doug Eisenman and Matt Lucena, California
1991 Matt Lucena and Bent-Ove Pedersen, California
1992 Chris Cocotos and Alex O'Brien, Stanford
1993 David Blair and Mark Merklein, Florida
1994 Laurent Miquelard and Joc Simmons, Mississippi St.

1995 Mahesh Bhupahti and Ali Hamadeh, Mississippi
1996 Justin Gimelstob and Srdjan Muskatirovic, UCLA
1997 Luke Smith and Tim Blenkiron, UNLV
1998 Bob Bryan and Mike Bryan, Stanford
1999 K.J. Hippensteel and Ryan Wolters, Stanford

2000 Cary Franklin and Graydon Oliver, Illinois
2001 Matias Boeker and Travis Parrott, Georgia
2002 Andrew Colombo and Mark Kovacs, Auburn
2003 Rajeev Ram and Brian Wilson, Illinois

Won-Lost Records in Tournament Play (since 1977)

Team (Years Participated)	Yrs.	Won	Lost	Pct.	1st	2nd	3rd	4th
Alabama (1989-90-93-96-97-98-99-2001-02-03)	10	9	10	.474	0	0	0	0
Alcorn St. (1999-2000)	2	0	2	.000	0	0	0	0
UAB (1993-96-97-2000)	4	3	4	.429	0	0	0	0
American (2002-03)	2	0	2	.000	0	0	0	0
Arizona (1996-98-2001-03)	4	0	4	.000	0	0	0	0
Arizona St. (1978-88-90-91-95-96-97-98-99-2001-02-03)	12	8	12	.400	0	0	0	0
Arkansas (1979-80-81-82-83-84-85-86-97-98-2001-02-03)	13	8	13	.381	0	0	0	0
Ark.-Little Rock (1996-98-2000)	3	0	3	.000	0	0	0	0
Army (2000-01)	2	0	2	.000	0	0	0	0
Auburn (1981-84-96-97-98-2000-01-02-03)	9	15	9	.625	0	0	0	0
Ball St. (2000-02-03)	3	0	3	.000	0	0	0	0
Baylor (1998-99-2000-01-02-03)	6	10	6	.625	0	0	0	0
Binghamton (2003)	1	0	1	.000	0	0	0	0
Boise St. (1996-97-98-99-2000-03)	6	2	6	.250	0	0	0	0
Brigham Young (1979-85-88-97-2001)	5	1	5	.167	0	0	0	0
Brown (2002-03)	2	0	2	.000	0	0	0	0
Butler (2002-03)	2	0	2	.000	0	0	0	0
California (1977-78-79-80-81-82-83-86-87-88-89-90-91-95-96-97-98-2000-01-02-03)	21	21	21	.500	0	1	1	0
UC Irvine (1983-87-88-89-90-96-97)	7	4	7	.364	0	0	0	0
UC Santa Barb. (1996-97-98-2002-03)	5	4	5	.444	0	0	0	0
UCF (2003)	1	0	1	.000	0	0	0	0
Col. of Charleston (2003)	1	0	1	.000	0	0	0	0
Charleston So. (1999-2000-01-02)	4	0	4	.000	0	0	0	0
Chattanooga (2000)	1	0	1	.000	0	0	0	0
Clemson (1979-80-81-82-83-84-85-86-87-88-89-92-96-97-98-99-2000-03)	18	11	18	.379	0	0	0	0
Colorado (1993-96-97-98)	4	3	4	.429	0	0	0	0
Columbia (1984-87-98-2000)	4	0	4	.000	0	0	0	0
Dartmouth (1997)	1	0	1	.000	0	0	0	0
Drake (1992)	1	0	1	.000	0	0	0	0
Duke (1982-92-93-94-95-96-97-98-99-2000-01-02-03)	13	24	13	.649	0	0	0	0
East Tenn. St. (1999-2002)	2	0	2	.000	0	0	0	0
Fairleigh Dickinson (1999)	1	0	1	.000	0	0	0	0
Florida (1991-92-93-94-95-96-97-98-99-2000-01-02-03)	14	19	13	.594	0	0	1	0
Florida A&M (2000)	1	0	1	.000	0	0	0	0
Fla. Atlantic (2000-01)	2	0	2	.000	0	0	0	0
Florida Int'l (1997)	1	0	1	.000	0	0	0	0
Florida St. (1996-97-98-2003)	4	2	4	.333	0	0	0	0
Fresno St. (1994-95-96-97-98-99-2000-01-03)	9	9	9	.500	0	0	0	0
Furman (2001)	1	0	1	.000	0	0	0	0
Georgia (1977-79-80-81-82-84-85-86-87-88-89-90-91-92-93-94-95-96-97-98-99-2000-01-02-03)	25	56	23	.709	4	6	3	2
Georgia St. (1999-2000-02)	3	0	3	.000	0	0	0	0
Georgia Tech (1988-94-97-98-99-2001-02-03)	8	2	8	.200	0	0	0	0
Hampton (1999-2001-02-03)	4	0	4	.000	0	0	0	0
Hartford (2002)	1	0	1	.000	0	0	0	0
Harvard (1981-82-83-85-86-90-91-92-93-96-97-98-99-2001-02-03)	16	11	16	.407	0	0	0	0
High Point (2003)	1	0	1	.000	0	0	0	0
Hofstra (1999-2000-01)	3	0	3	.000	0	0	0	0
Houston (1978-80-81)	3	0	3	.000	0	0	0	0
Illinois (1996-97-98-99-2000-01-02-03)	8	16	7	.696	1	0	0	0
Indiana (1997-99-2000-01)	4	1	4	.200	0	0	0	0
Indiana St. (1999-2000-01-02)	4	3	4	.400	0	0	0	0
Jackson St. (2001)	1	0	1	.000	0	0	0	0
Kansas (1987-88-91-94-96-97-98-99)	8	4	8	.333	0	0	0	0
Kentucky (1987-88-89-91-92-96-97-98-99-2000-01-02-03)	13	9	13	.409	0	0	0	0
Long Beach St. (1987)	1	1	1	.500	0	0	0	0
La.-Lafayette (1988-96-97-98-99-2000)	6	3	6	.333	0	0	0	0
La.-Monroe (1997)	1	0	1	.000	0	0	0	0
LSU (1978-84-85-86-87-88-89-90-91-92-93-95-96-97-98-99-2000-01-02-03)	20	21	20	.512	0	1	2	0
Louisville (1998-2000)	2	0	2	.000	0	0	0	0
Marist (1999-2000-01-02-03)	5	0	5	.000	0	0	0	0
UMBC (2000-01-02-03)	4	0	4	.000	0	0	0	0
Miami (Fla.) (1977-80-81-82-83-85-86-87-89-90-91-92-97-98-99-2000-01-02-03)	19	7	19	.269	0	0	0	0
Michigan (1977-79-80-81-82-83-85-87-88-96-98-99-2000-01-02)	15	4	15	.211	0	0	1	0
Middle Tenn. (1996-97-2000-01-02)	5	2	5	.286	0	0	0	0
Minnesota (1984-86-89-96-97-98-99-2000-01-02-03)	11	13	11	.542	0	0	0	0
Mississippi (1989-92-94-95-96-97-98-99-2000-01-02-03)	12	19	12	.613	0	1	2	0
Mississippi St. (1991-92-93-94-95-96-97-98-99-2000-01-02-03)	13	14	13	.519	0	0	2	0
UMKC (1999-2000)	2	0	2	.000	0	0	0	0
Montana St. (2000)	1	0	1	.000	0	0	0	0
Murray St. (2001-02)	2	0	2	.000	0	0	0	0
Navy (1999)	1	0	1	.000	0	0	0	0
UNLV (1996-97-98-99)	4	3	4	.429	0	0	0	0
New Mexico (1991-92-93-96-97-98-99)	7	4	7	.364	0	0	0	0
New Mexico St. (1997-2000)	2	0	2	.000	0	0	0	0
North Carolina (1977-78-92-93-96-97-98-2000-01-02-03)	11	5	11	.313	0	0	0	0

Team (Years Participated)	Yrs.	Won	Lost	Pct.	1st	2nd	3rd	4th
North Carolina St. (1978-99)	2	0	2	.000	0	0	0	0
Northwestern (1990-96-97-98-99-2000-02)	7	7	7	.500	0	0	0	0
Notre Dame (1991-92-93-94-96-97-98-99-2000-01-02)	11	10	11	.476	0	1	0	0
Ohio St. (2000-01-02-03)	4	4	4	.500	0	0	0	0
Oklahoma (1977-97-98)	3	0	3	.000	0	0	0	0
Oklahoma St. (1978-81-85-86-89-90-91-97-98-2001-03)	11	7	11	.389	0	0	0	0
Oral Roberts (2001-02-03)	3	0	3	.000	0	0	0	0
Oregon (1998-2000)	2	0	2	.000	0	0	0	0
Pacific (Cal.) (2000-01)	2	0	2	.000	0	0	0	0
Penn St. (1997-98)	2	1	2	.333	0	0	0	0
Pepperdine (1978-79-80-81-82-83-84-85-86-87-88-90-91-92-93-95-96-97-98-99-2000-01-02-03)	24	35	26	.574	0	2	1	2
Princeton (1977-78-79-80-94-96-98)	7	1	7	.125	0	0	0	0
Purdue (1997-98-99-2000-02)	5	2	5	.286	0	0	0	0
Rice (2001-03)	2	1	2	.333	0	0	0	0
Richmond (2002)	1	0	1	.000	0	0	0	0
Sacramento St. (1999-2001-02-03)	4	0	4	.000	0	0	0	0
St. Bonaventure (2001-03)	2	0	2	.000	0	0	0	0
San Diego (1989-90-2003)	3	2	3	.400	0	0	0	0
San Diego St. (1998-99-2000-02-03)	5	5	5	.500	0	0	0	0
South Ala. (1995-96-97-98-99-2000-01-02-03)	9	6	9	.400	0	0	0	0
South Carolina (1978-87-89-90-91-96-97-98-99-2000-01-02-03)	13	11	13	.458	0	0	1	0
South Fla. (1996-98-99-2001-02-03)	6	4	6	.400	0	0	0	0
Southern U. (2002-03)	2	0	2	.000	0	0	0	0
Southern California (1977-78-79-80-81-82-83-84-85-86-87-88-89-90-91-92-93-94-95-96-97-98-99-2000-01-02-03)	27	52	25	.675	4	0	7	2
Southern Methodist (1977-78-79-81-82-83-84-85-86-87-98-99-2000-01-02-03)	16	29	19	.604	0	1	3	3
Southern Miss. (1997)	1	1	1	.500	0	0	0	0
Stanford (1977-78-79-80-81-83-84-85-86-88-89-90-91-92-93-94-95-96-97-98-99-2000-01-02-03)	25	85	10	.895	15	2	3	0
Tennessee (1979-80-87-88-89-90-91-93-96-97-98-99-2000-01-02)	15	21	15	.583	0	2	3	0
Tennessee Tech (1999-2003)	2	0	2	.000	0	0	0	0
Texas (1977-79-83-84-85-86-87-88-90-92-93-94-95-96-97-98-99-2000-01-02-03)	21	24	21	.533	0	0	1	0
Texas-Arlington (2001-03)	2	0	2	.000	0	0	0	0
Texas-San Antonio (2002)	1	0	1	.000	0	0	0	0
Texas A&M (1985-94-96-97-98-99-2000-01-02-03)	10	13	10	.565	0	0	0	0
TCU (1977-82-87-88-89-91-92-93-94-95-96-97-98-99-2000-01-02-03)	18	21	18	.539	0	0	3	0
UTEP (1997)	1	0	1	.000	0	0	0	0
Texas Tech (1996-97-98-99)	4	0	4	.000	0	0	0	0
Trinity (Tex.) (1977-78-79-80-82-83-84)	7	11	7	.611	0	2	0	0
Tulane (1997-98-99-2000-01-02-03)	7	4	7	.364	0	0	0	0
Tulsa (1996-97-98-99-2000-02)	6	1	6	.143	0	0	0	0
UCLA (1977-78-79-80-81-82-83-84-85-86-87-88-89-90-91-92-93-94-95-96-97-98-99-2000-01-02-03)	27	70	24	.745	3	6	10	0
Utah (1977-80-81-82-83-84-86-87-89-90-96-97)	12	1	12	.077	0	0	0	0
Vanderbilt (1999-2001-02-03)	4	7	4	.636	0	1	0	0
Virginia (1997-98-99-2000-01)	5	2	5	.286	0	0	0	0
Va. Commonwealth (1993-96-97-98-99-2000-01-02-03)	9	8	9	.471	0	1	0	0
Virginia Tech (1996-97-98-99-2000-02)	6	7	6	.538	0	0	0	0
Wake Forest (1998-2001-02-03)	4	1	4	.200	0	0	0	0
Washington (1996-97-98-99-2000-01-02-03)	8	9	8	.529	0	0	0	0
West Virginia (1988-89-90)	3	0	3	.000	0	0	0	0
Western Mich. (1999-2001)	2	0	2	.000	0	0	0	0
Wichita St. (1979-80-82-83-84-96-2003)	7	0	7	.000	0	0	0	0
William & Mary (1999)	1	0	1	.000	0	0	0	0
Wisconsin (1978-98)	2	0	2	.000	0	0	0	0
Yale (1977)	1	0	1	.000	0	0	0	0

All-Time Team Results

1977 First Round: Stanford 8, Utah 1; Trinity (Tex.) 8, Oklahoma 1; UCLA 8, Yale 1; Southern Methodist 7, Princeton 2; Texas 9, Michigan 0; California 6, Georgia 3; Miami (Fla.) 5, TCU 4; Southern California 5, North Carolina 4. **Quarterfinals:** Stanford 5, California 1; Trinity (Tex.) 5, Southern California 4; UCLA 5, Texas 4; Southern Methodist 5, Miami (Fla.) 0. **Semifinals:** Stanford 6, UCLA 3; Trinity (Tex.) 5, Southern Methodist 4. **Third Place:** UCLA 5, Southern Methodist 1. **Championship:** Stanford 5, Trinity (Tex.) 4.

1978 First Round: Stanford 8, South Carolina 1; Arizona St. 6, Oklahoma St. 3; Southern California 6, Houston 3; Southern Methodist 8, North Carolina St. 1; California 8, Princeton 1; Pepperdine 6, LSU 3; Trinity (Tex.) 8, Wisconsin 1; UCLA 7, North Carolina 2. **Quarterfinals:** Southern California 5, Trinity (Tex.) 4; UCLA 6, Pepperdine 3; Southern Methodist 7, California 2; Stanford 8, Arizona St. 1. **Semifinals:** Stanford 7, Southern Methodist 2; UCLA 7, Southern California 2. **Third Place:** Southern Methodist 5, Southern California 4. **Championship:** Stanford 6, UCLA 3.

1979 First Round: Southern Methodist 5, Clemson 0; UCLA 5, Brigham Young 1; Trinity (Tex.) 8, Wichita St. 1; Stanford 7, Michigan 2; Princeton 5, Arkansas 4; California 8, Tennessee 1; Pepperdine 5, Georgia 4; Southern California 5, Texas 1. **Quarterfinals:** Trinity (Tex.) 6, California 3; Stanford 7, Princeton 2; UCLA 5, Pepperdine 4; Southern Methodist 7, Southern California 2. **Semifinals:** Trinity (Tex.) 5, Southern Methodist 4; UCLA 6, Stanford 2. **Third Place:** Stanford 6, Southern Methodist 3. **Championship:** UCLA 5, Trinity (Tex.) 3.

1980 First Round: Pepperdine 5, Georgia 3; Clemson 5, Princeton 4; UCLA 5, Miami (Fla.) 1; Stanford 6, Utah 0; Arkansas 5, Michigan 0; California 5, Houston 1; Southern California 5, Wichita St. 1; Trinity (Tex.) 5, Tennessee 4; **Quarterfinals:** California 5, Trinity (Tex.) 2; Southern California 5, Arkansas 2; Stanford 7, Clemson 2; Pepperdine 5, UCLA 2. **Semifinals:** California 5, Southern California 2; Stanford 6, Pepperdine 3. **Third Place:** Southern California 5, Pepperdine 4. **Championship:** Stanford 5, California 3.

1981 First Round: Georgia 7, Houston 2; Clemson 6, Miami (Fla.) 3; Arkansas 7, Oklahoma St. 2; UCLA 6, Michigan 3; Stanford 9, Utah 0; Southern California 6, Auburn 3; California 6, Southern Methodist 3; Pepperdine 7, Harvard 2. **Quarterfinals:** Stanford 5, California 1; Georgia 7, Pepperdine 2; Southern California 6, Clemson 3; UCLA 5, Arkansas 4. **Semifinals:** Stanford 7, Georgia 2; UCLA 5, Southern California 4. **Third Place:** Georgia 6, Southern California 3. **Championship:** Stanford 5, UCLA 1.

1982 First Round: UCLA 5, Harvard 4; TCU 5, Duke 3; Trinity (Tex.) 5, Southern California 3; Georgia 6, Michigan 0; California 5, Miami (Fla.) 1; Pepperdine 6, Wichita St. 3; Clemson 5, Arkansas 4; Southern Methodist 5, Utah 1. **Quarterfinals:** UCLA 6, TCU 0; Georgia 5, Trinity (Tex.) 2; Pepperdine 5, California 2; Southern Methodist 5, Clemson 4. **Semifinals:** UCLA 5, Georgia 4; Pepperdine 5, Southern Methodist 3. **Third Place:** Southern Methodist 5, Georgia 1. **Championship:** UCLA 5, Pepperdine 1.

1983 First Round: Southern Methodist 5, Utah 1; Clemson 7, UC Irvine 2; Pepperdine 5, Wichita St. 3; UCLA 5, Michigan 2; Trinity (Tex.) 5, Miami (Fla.) 4;

Southern California 6, Texas 3; Arkansas 5, California 2; Stanford 6, Harvard 1. **Quarterfinals:** Southern Methodist 5, Clemson 4; Pepperdine 5, UCLA 4; Southern California 5, Trinity (Tex.) 4; Stanford 5, Arkansas 4. **Semifinals:** Southern Methodist 5, Pepperdine 4; Stanford 5, Southern California 4. **Third Place:** Southern California 5, Pepperdine 4. **Championship:** Stanford 5, Southern Methodist 4.

1984 First Round: UCLA 6, LSU 0; Auburn 5, Texas 4; Pepperdine 7, Columbia 2; Trinity (Tex.) 6, Minnesota 2; Southern Methodist 5, Wichita St. 1; Stanford 5, Clemson 4; Georgia 5, Arkansas 1; Southern California 7, Utah 0. **Quarterfinals:** UCLA 5, Auburn 2; Pepperdine 5, Trinity (Tex.) 4; Stanford 5, Southern Methodist 4; Georgia 5, Southern California 4. **Semifinals:** UCLA 5, Pepperdine 3; Stanford 5, Georgia 3. **Third Place:** Pepperdine 5, Georgia 2. **Championship:** UCLA 5, Stanford 4.

1985 First Round: Southern California 5, Arkansas 3; Stanford 6, Brigham Young 0; Georgia 6, Harvard 2; Texas 6, Oklahoma St. 2; UCLA 5, Miami (Fla.) 2; Southern Methodist 7, Michigan 0; Pepperdine 5, Texas A&M 3; Clemson 5, LSU 1. **Quarterfinals:** UCLA 5, Clemson 3; Southern Methodist 5, Pepperdine 2; Southern California 5, Texas 1; Georgia 5, Stanford 3. **Semifinals:** UCLA 5, Southern Methodist 4; Georgia 5, Southern California 3. **Third Place:** Southern California 5, Southern Methodist 4. **Championship:** Georgia 5, UCLA 1.

1986 First Round: UCLA 5, Minnesota 0; Clemson 5, Oklahoma St. 0; Stanford 5, Harvard 2; Texas 5, Miami (Fla.) 3; Pepperdine 7, Georgia 2; Southern Methodist 5, LSU 2; Southern California 5, Utah 1; Arkansas 5, California 2. **Quarterfinals:** Stanford 5, Clemson 3; UCLA 5, Texas 2; Southern Methodist 5, Arkansas 1; Pepperdine 5, Southern California 2. **Semifinals:** Stanford 5, UCLA 1; Pepperdine 5, Southern Methodist 1. **Championship:** Stanford 5, Pepperdine 2.

1987 First Round: Clemson 6, Kansas 1; Miami (Fla.) 6, Utah 0; Michigan 5, Kentucky 2; UC Irvine 6, Columbia 3. **Second Round:** Long Beach St. 5, UC Irvine 3; Tennessee 5, South Carolina 3; Miami (Fla.) 5, Southern Methodist 1; UCLA 5, TCU 1; LSU 5, Texas 2; Georgia 5, Clemson 2; Pepperdine 5, California 3; Southern California 5, Michigan 1. **Quarterfinals:** Georgia 5, Pepperdine 3; Southern California 5, LSU 3; Tennessee 5, Long Beach St. 3; UCLA 5, Miami (Fla.) 1. **Semifinals:** UCLA 5, Tennessee 2; Georgia 5, Southern California 4. **Championship:** Georgia 5, UCLA 1.

1988 First Round: Texas 5, Brigham Young 1; Southwestern La. 5, West Va. 2; Tennessee 5, TCU 2; California 5, Kansas 2. **Second Round:** Stanford 5, Texas 0; Kentucky 5, Clemson 2; Georgia 5, UCLA 4; LSU 6, California 0; Southern California 5, Southwestern La. 1; UC Irvine 5, Arizona St. 1; Michigan 5, Georgia Tech 4; Pepperdine 5, Tennessee 1. **Quarterfinals:** Stanford 5, Kentucky 2; LSU 5, Georgia 3; Southern California 5, UC Irvine 2; Michigan 5, Pepperdine 3. **Semifinals:** LSU 5, Michigan 4; Stanford 5, Southern California 3. **Championship:** Stanford 5, LSU 2.

1989 First Round: Miami (Fla.) 5, Mississippi 1; Oklahoma St. 5, Tennessee 4; San Diego 5, Minnesota 1; Utah 5, West Va. 3. **Second Round:** Stanford 5, Miami (Fla.) 1; LSU 5, Clemson 3; California 5, Oklahoma St. 2; South Carolina 5, Alabama 2; Georgia 5, Southern California 1; UC Irvine 5, San Diego 3; TCU 5, Kentucky 2; UCLA 5, Utah 1. **Quarterfinals:** Stanford 5, LSU 3; South Carolina 5, California 4; Georgia 5, UC Irvine 1; TCU 5, UCLA 4. **Semifinals:** Stanford 5, South Carolina 2; Georgia 5, TCU 1. **Championship:** Stanford 5, Georgia 3.

1990 First Round: UC Irvine 6, West Va. 0; San Diego 5, Harvard 3; Northwestern 5, Alabama 2; Oklahoma St. 5, Utah 3. **Second Round:** Tennessee 5, UC Irvine 2; Miami (Fla.) 5, Arizona St. 1; UCLA 5, San Diego 1; California 5, LSU 3; Southern California 5, South Carolina 2; Georgia 5, Northwestern 2; Texas 5, Pepperdine 3; Stanford 5, Oklahoma St. 1. **Quarterfinals:** Tennessee 5, Miami (Fla.) 2; UCLA 5, California 3; Southern California 5, Georgia 1; Stanford 5, Texas 1. **Semifinals:** Tennessee 5, UCLA 4; Stanford 5, Southern California 3. **Championship:** Stanford 5, Tennessee 2.

1991 First Round: Notre Dame 5, Kansas 2; TCU 5, Harvard 1; South Carolina 5, Oklahoma St. 2; Mississippi St. 5, New Mexico 3. **Second Round:** Southern California 6, Notre Dame 0; Florida 5, Tennessee 2; Stanford 5, South Carolina 1; UCLA 5, Mississippi St. 1; Arizona St. 5, Kentucky 3; California 5, Pepperdine 4; LSU 5, TCU 3. **Quarterfinals:** Southern California 6, Florida 0; Stanford 6, Arizona St. 0; California 5, LSU 2; Georgia 5, UCLA 4. **Semifinals:** Georgia 5, California 4; Southern California 5, Stanford 2. **Championship:** Southern California 5, Georgia 2.

1992 First Round: Texas 5, New Mexico 1; Harvard 5, Drake 4; Duke 5, Miami (Fla.) 2; Mississippi 5, Clemson 3. **Second Round:** Notre Dame 5, Mississippi St. 3; North Carolina 5, TCU 3; Southern California 6, Texas 0; Kentucky 5, Florida 0; UCLA 6, Mississippi 0; Georgia 5, Harvard 2; Stanford 5, Duke 1; LSU 5, Pepperdine 2. **Quarterfinals:** Southern California 5, Kentucky 3; Notre Dame 5, Georgia 4; UCLA 5, North Carolina 2; Stanford 5, LSU 2. **Semifinals:** Notre Dame 5, Southern California 1; Stanford 5, UCLA 1. **Championship:** Stanford 5, Notre Dame 0.

1993 First Round: North Carolina 5, Harvard 3; Colorado 5, New Mexico 4; Florida 5, Pepperdine 2; TCU 5, Va. Commonwealth 0. **Second Round:** Duke 5, LSU 2; Texas 5, Tennessee 1; Southern California 5, North Carolina 2; Notre Dame 5, Mississippi St. 3; Stanford 6, Colorado 0; Georgia 5, Florida 0; Alabama 5, UAB 4; UCLA 5, TCU 1. **Quarterfinals:** Southern California 5, Notre Dame 0; Texas 5, Stanford 2; Georgia 5, Duke 4; UCLA 5, Alabama 0. **Semifinals:** Southern California 5, Texas 0; Georgia 5, UCLA 4. **Championship:** Southern California 5, Georgia 3.

1994 First Round: Southern California 4, Princeton 0; Texas 4, Mississippi 2; Georgia 4, Notre Dame 3; Mississippi St. 4, Kansas 0; TCU 4, Georgia Tech 1; UCLA 4, Florida 1; Duke 4, Texas A&M 1; Stanford 4, Fresno St. 2. **Quarterfinals:** Southern California 4, Texas 2; Stanford 4, Duke 0; Mississippi St. 4, Georgia 2; UCLA 4, TCU 3. **Semifinals:** Southern California 4, Mississippi St. 0; Stanford 4, UCLA 0. **Championship:** Southern California 4, Stanford 3.

1995 First Round: Stanford 4, Duke 1; Mississippi St. 4, California 2; South Ala. 4, Texas 1; UCLA 4, Fresno St. 3; Pepperdine 4, Florida 1; Mississippi 4, Southern California 3; TCU 4, LSU 0; Georgia 4, Arizona St. 1. **Quarterfinals:** Stanford 4, Mississippi St. 0; UCLA 4, South Ala. 1; Mississippi 4, Pepperdine 2; Georgia 4, TCU 1. **Semifinals:** Stanford 4, UCLA 1; Mississippi 4, Georgia 3. **Championship:** Stanford 4, Mississippi 0.

1996 Regionals: Region I—Florida 4, Princeton 2; Harvard 5, Virginia Tech 1; Harvard 4, Florida 0 (Harvard advances). **Region II—**Duke 4, Clemson 0; Florida St. 4, South Carolina 2; Duke 4, Florida St. 0 (Duke advances). **Region III—**LSU 4, Kentucky 1; UAB 4, Tennessee 0; Auburn 4, South Fla. 0; Alabama 4, Middle Tenn. 3; LSU 4, UAB 2; Auburn 4, Alabama 3; LSU 4, Auburn 3 (LSU advances). **Region IV—**Northwestern 4, Illinois 2; Minnesota 4, Notre Dame 3; Northwestern 4, Va. Commonwealth 2; Minnesota 4, Michigan 2; Minnesota 4, Northwestern 3 (Minnesota advances). **Region V—**Kansas 6, Wichita St. 1; Colorado 4, Tulsa 2; Kansas 4, Colorado 1 (Kansas advances). **Region VI—**Southwestern La. 4, Ark.-Little Rock 2; Texas A&M 4, Texas Tech 3; North Carolina 4, Southwestern La. 2; Texas 4, Texas A&M 3; Texas 4, North Carolina 2 (Texas advances). **Region VII—**South Ala. 4, Utah 0; New Mexico 4, Boise St. 1; New Mexico 4, South Ala. 2 (New Mexico advances). **Region VIII—**Pepperdine 4, UC Irvine 1; UNLV 4, California 1; Arizona St. 4, Washington 3; UC Santa Barb. 4, Arizona 2; Pepperdine 4, UNLV 3; Arizona St. 4, UC Santa Barb. 1; Pepperdine 4, Arizona St. 0 (Pepperdine advances). **First Round:** UCLA 4, New Mexico 2; Fresno St. 4, Pepperdine 0; TCU 4, LSU 0; Mississippi 4, Minnesota 0; Mississippi St. 4, Harvard 1; Georgia 4, Kansas 1; Southern California 4, Duke 1; Stanford 4, Texas 0. **Quarterfinals:** UCLA 4, Fresno St. 0; TCU 4, Mississippi 1; Georgia 4, Mississippi St. 0; Stanford 4, Southern California 1. **Semifinals:** UCLA 4, TCU 2; Stanford 4, Georgia 3. **Championship:** Stanford 4, UCLA 1.

1997 Regionals: Region I—Virginia Tech 4, Penn St. 2; Harvard 4, Dartmouth 0; Harvard 4, Miami (Fla.) 3; Virginia Tech 4, South Ala. 3; Harvard 4, Virginia Tech 1 (Harvard advances). **Region II—**Duke 4, Georgia Tech 3; Clemson 4, North Carolina 0; South Carolina 4, Virginia 1; Va. Commonwealth 4, Florida St. 0; Duke 4, Clemson 1; South Carolina 4, Va. Commonwealth 2; Duke 4, South Carolina 1 (Duke advances). **Region III—**Florida 4, Tennessee 0; UAB 4, Tulane 3; Alabama 4, Southern Miss. 2; Middle Tenn. 5, Florida Int'l 1; Florida 4, UAB 1; Alabama 4, Middle Tenn. 3; Florida 4, Alabama 2 (Florida advances). **Region IV—**Minnesota 4, Purdue 1; Northwestern 4, Indiana 1; Minnesota 4, Notre Dame 2; Northwestern 4, Illinois 0; Northwestern 4, Minnesota 2 (Northwestern advances). **Region V—**Oklahoma St. 4, Tulsa 1; Colorado 4, Oklahoma 0; Auburn 4, Oklahoma St. 1; Kansas 4, Colorado 0; Auburn 4, Kansas 2 (Auburn advances). **Region VI—**Texas 5, Texas A&M 0; Southern Miss. 4, Texas Tech 2; TCU 4, Southwestern La. 1; Arkansas 4, Northeast La. 3; Texas 4, Southern Miss. 1; TCU 4, Arkansas 1; Texas 4, TCU 3 (Texas advances). **Region VII—**Southern California 4, UTEP 0; Brigham Young 4, Utah 2; Fresno St. 4, New Mexico St. 0; UNLV 4, New Mexico 3; Southern California 4, Brigham Young 3; Fresno St. 4, UNLV 2; Fresno St. 4, Southern California 2 (Fresno St. advances). **Region VIII—**Arizona St. 4, California 2; Washington 4, UC Irvine 0; Pepperdine 4, Arizona St. 2; UC Santa Barb. 4, Washington 1; UC Santa Barb. 4, Pepperdine 1 (UC Santa Barb. advances). **First Round:** UCLA 4, Northwestern 0; Duke 4, LSU 1; Mississippi St. 4, Florida 1; Georgia 4, Fresno St. 0; Stanford 4, Harvard 0; Texas 4, Kentucky 1; Boise St. 4, Auburn 1; Mississippi 4, UC Santa Barb. 0. **Quarterfinals:** UCLA 4, Duke 2; Georgia 4, Mississippi St. 2; Stanford 4, Texas 0; Mississippi 4, Boise St. 3. **Semifinals:** Stanford 4, Mississippi 2; Georgia 4, UCLA 2. **Championship:** Stanford 4, Georgia 0.

1998 Regionals: Region I—Penn St. 4, Columbia 0; Virginia Tech 4, Princeton 1; Harvard 4, Penn St. 0; Virginia Tech 4, Miami (Fla.) 0; Harvard 4, Virginia Tech 3 (Harvard advances). **Region II—**South Carolina 4, Clemson 0; North Carolina 4, Georgia Tech 0; Virginia 4, Florida St. 1; Va. Commonwealth 4, Wake Forest 0; South Carolina 4, North Carolina 1; Virginia 4, Va. Commonwealth 2; South Carolina 4, Virginia 2 (South Carolina advances). **Region III—**Florida 4, Tulane 0; Alabama 4, Kentucky 0; Auburn 4, South Ala. 0; Tennessee 4, South Fla. 1; Alabama 4, Florida 3; Auburn 4, Tennessee 3; Auburn 4, Alabama 2 (Auburn advances). **Region IV—**Duke 4, Wisconsin 0; Purdue 4, Michigan 2; Minnesota 4, Notre Dame 3; Northwestern 4, Louisville 3; Duke 4, Purdue 0; Minnesota 4, Northwestern 2; Minnesota 4, Duke 3 (Minnesota advances). **Region V—**Kansas 4, Oklahoma 1; Tulsa 4, Colorado 1; California 4, Kansas 3; Oklahoma St. 4, Tulsa 0; California 4, Oklahoma St. 2 (California advances). **Region VI—**Texas A&M 4, Ark.-Little Rock 0; Arkansas 4, Southwestern La. 1; TCU 4, Baylor 2; Southern Methodist 4, Texas Tech 0; Southern Methodist 4, TCU 2; Texas A&M 4, Arkansas 3; Southern Methodist 4, Texas A&M 3 (Southern Methodist advances). **Region VII—**UNLV 4, Fresno St. 3; New Mexico 4, San Diego St. 2; Pepperdine 4, UNLV 3; New Mexico 4, Boise St. 2; Pepperdine 4, New Mexico 1 (Pepperdine advances). **Region VIII—**Arizona St. 4, Arizona 3; UC Santa Barb. 4, Oregon 0; UCLA 4, Arizona St. 0; Washington 4, UC Santa Barb. 2; UCLA 4, Washington 2 (UCLA advances). **First Round:** Auburn 4, Illinois 1; Mississippi St. 4, South Carolina 0; Stanford 4, Minnesota 0; UCLA 4, Texas 2; Georgia 4, Harvard 0; Pepperdine 4, Southern California 1; Mississippi 4, California 1; LSU 4, Southern Methodist 0. **Quarterfinals:** Stanford 5, UCLA 0; Mississippi St. 4, Auburn 0; Georgia 4, Pepperdine 2; LSU 4, Mississippi 0. **Semifinals:** Stanford 4, Mississippi St. 0; Georgia 4, LSU 1. **Championship:** Stanford 4, Georgia 0.

1999 Regionals: First Round: UCLA 4, Western Mich. 0; San Diego St. 4, Tulsa 1; Alabama 4, Hampton 1; Virginia Tech 4, Va. Commonwealth 3; Florida 4, Miami (Fla.) 0; South Fla. 4, North Carolina St. 2; Southern Methodist 4, Fairleigh Dickinson 0; TCU 4, Kansas 2; Duke 4, Charleston So. 0; Clemson 4, William & Mary 3; Kentucky 4, East Tenn. St. 0; South Carolina 4, Indiana 2; LSU 4, Alcorn St. 0; Tulane 4, Southwestern

La. 3; Southern California 4, UMKC 0; Fresno St. 4, UNLV 0; Stanford 4, Sacramento St. 0; Georgia Tech 4, Boise St. 1; Baylor 4, Indiana St. 1; Harvard 4, Notre Dame 2; Texas 7, Marist 0; Texas A&M 4, Texas Tech 3; Georgia 4, Georgia St. 2; Washington 4, Minnesota 1; Illinois 4, Northwestern 0; Vanderbilt 4, Michigan 3; Arizona St. 4, Hofstra 0; Pepperdine 4, New Mexico 0; Mississippi 4, Navy 1; South Ala. 4, Virginia 2; Tennessee 4, Tennessee Tech 0; Mississippi St. 4, Purdue 1. **Second Round:** UCLA 4, San Diego St. 1; Virginia Tech 4, Alabama 3; Florida 4, South Fla. 1; Southern Methodist 4, TCU 3; Duke 4, Clemson 0; Kentucky 4, South Carolina 0; LSU 4, Tulane 1; Fresno St. 4, Southern California 4-1; Stanford 4, Georgia Tech 0; Baylor 4, Harvard 1; Texas 4, Texas A&M 1; Georgia 4, Washington 3; Illinois 4, Vanderbilt 2; Arizona St. 4, Pepperdine 0; Mississippi 4, South Ala. 0; Mississippi St. 4, Tennessee 3. **Round of 16:** UCLA 4, Virginia Tech 1; Florida 4, Southern Methodist 1; Duke 4, Kentucky 2; LSU 4, Fresno St. 2; Baylor 4, Stanford 2; Georgia 4, Texas 0; Illinois 4, Arizona St. 1; Mississippi 4, Mississippi St. 2. **Quarterfinals:** UCLA 4, Florida 1; LSU 4, Duke 3; Georgia 4, Baylor 3; Mississippi 4, Illinois 3. **Semifinals:** UCLA 4, LSU 1; Georgia 4, Mississippi 1. **Championship:** Georgia 4, UCLA 3.

2000 First Round: Stanford 4, Northwestern 0; Auburn 4, California 3; Minnesota 4, Columbia 0; Indiana St. 4, Purdue 1; Mississippi St. 4, Louisville 3; TCU 4, Hofstra 0; Michigan 4, Georgia St. 1; Florida 4, Florida A&M 0; UAB 4, Fla. Atlantic 2; Fresno St. 4, Oregon 0; Southern California 4, Pacific (Cal.) 1; Duke 4, Charleston So. 0; South Ala. 4, South Carolina 3; Southern Methodist 4, Middle Tenn. 0; Georgia 4, Ark.-Little Rock 1; UCLA 4, UMKC 0; Notre Dame 4, New Mexico St. 0; Texas 4, Montana St. 0; Ohio St. 4, Boise St. 3; Texas A&M 4, Army 0; La.-Lafayette 4, Tulane 3; Tennessee 9, Chattanooga 0; North Carolina 4, Ball St. 1; Pepperdine 4, Tulsa 0; Washington 4, San Diego St. 3; Mississippi 4, Virginia Tech 0; Va. Commonwealth 4, Virginia 0; Illinois 4, UMBC 0; Indiana 4, Kentucky 1; LSU 4, Alcorn St. 0; Miami (Fla.) 4, Clemson 3. **Second Round:** Stanford 4, Auburn 0; Minnesota 4, Indiana St. 0; Baylor 4, Mississippi St. 2; TCU 4, Michigan 0; Florida 4, UAB 0; Southern California 4, Fresno St. 1; Duke 4, South Carolina 3; Southern Methodist 4, Georgia 3; UCLA 4, Notre Dame 2; Texas 4, Ohio St. 1; Texas A&M 4, La.-Lafayette 0; Tennessee 4, North Carolina 2; San Diego St. 4, Pepperdine 2; Va. Commonwealth 4, Mississippi 3; Illinois 4, Indiana 2; LSU 4, Clemson 0. **Round of 16:** Illinois 4, LSU 3; Va. Commonwealth 4, San Diego St. 3; Tennessee 4, Texas A&M 3; UCLA 4, Texas 0; Stanford 4, Minnesota 0; TCU 4, Baylor 1; Florida 4, Southern California, 1; Duke 4, Southern Methodist 2. **Quarterfinals:** Va. Commonwealth 4, Illinois 3; Tennessee 4, UCLA 1; Stanford 4, TCU 1; Florida 4, Duke 2. **Semifinals:** Va. Commonwealth 4, Tennessee 3; Stanford 4, Florida 0. **Championship:** Stanford 4, Va. Commonwealth 0.

2001 First Round: Stanford 4, Pacific (Cal.) 0; Oklahoma St. 4, Florida 1; Pepperdine 4, Western Mich. 0; Indiana St. 4, Indiana 1; Tennessee 4, UMBC 0; Ohio St. 4, Va. Commonwealth 3; South Ala. 4, Army 0; Kentucky 4, Michigan 1; Texas A&M 4, St. Bonaventure 0; Vanderbilt 4, Arizona St. 1; LSU 4, Marist 0; Texas 4, Fla. Atlantic 1; TCU 4, Texas-Arlington 0; Tulane 4, Baylor 2; Mississippi 4, Jackson St. 0; Southern California 4, Virginia 0; UCLA 4, Sacramento St. 0; South Fla. 4, South Carolina 3; Washington 4, Hofstra 0; Notre Dame 4, Harvard 0; Southern Methodist 4, Oral Roberts 0; Arkansas 4, North Carolina 2; Illinois 4, Murray St. 0; Mississippi St. 4, Middle Tenn. 0; Georgia 4, Furman 0; Georgia Tech 4, Arizona 2; California 4, Brigham Young 1; Fresno St. 4, Wake Forest 3; Duke 4, Hampton 0; Auburn 4, Rice 1; Miami (Fla.) 4, Charleston So. 0; Minnesota 4, Alabama 1. **Second Round:** Stanford 4, Oklahoma St. 0; Pepperdine 4, Indiana St. 1; Tennessee 4, Ohio St. 1; South Ala. 4, Kentucky 2; Texas A&M 4, Vanderbilt 0; LSU 4, Texas 2; TCU 4, Tulane 2; Southern California 4, Mississippi 3; UCLA 4, South Fla. 0; Washington 4, Notre Dame 1; Southern Methodist 4, Arkansas 3; Mississippi St. 4, Illinois 2; Georgia 4, Georgia Tech 0; California 4, Fresno St. 2; Duke 4, Auburn 0; Miami (Fla.) 4, Minnesota 1. **Third Round:** Stanford 4, Pepperdine 1; Tennessee 4, South Ala. 0; Texas A&M 4, LSU 1; TCU 4, Southern California 2; Georgia 4, California 0; Duke 4, Miami (Fla.) 1; UCLA 4, Washington 1; Southern Methodist 4, Mississippi St. 2. **Quarterfinals:** TCU 4, Texas A&M 1; Tennessee 4, Stanford 2; Georgia 4, Duke 3; Southern Methodist 4, UCLA 3. **Semifinals:** Tennessee 4, TCU 0; Georgia 4, Southern Methodist 0. **Championship:** Georgia 4, Tennessee 1.

2002 First Round: South Carolina 4, Georgia Tech 2; Georgia 4, Charleston So. 0; LSU 4, TCU 0; Texas A&M 4, Southern U. 0; Minnesota 4, Arizona St. 2; Pepperdine 4, Richmond 0; Middle Tenn. 4, Alabama 3; Mississippi 4, Brown 0; UCLA 4, UC Santa Barb. 0; San Diego St. 5, Hampton 0; South Fla. 4, Miami (Fla.) 1; Florida 4, Georgia St. 0; Washington 4, Tulane 2; Stanford 4, Sacramento St. 0; Mississippi St. 4, South Ala. 1; Auburn 4, East Tenn. St. 2; Virginia Tech 4, North Carolina 2; Tennessee 4, Wake Forest 0; Va. Commonwealth 5, Southern Methodist 2; Texas 4, Texas-San Antonio 0; Vanderbilt 4, Ohio St. 3; Kentucky 4, Murray St. 0; California 4, UMBC 0; Duke 4, American 0; Indiana St. 4, Northwestern 0; Illinois 4, Butler 0; Purdue 4, Ball St. 1; Notre Dame 4, Michigan 0; Harvard 4, Marist 0; Baylor 4, Hartford 0; Arkansas 4, Tulsa 3; Southern California 5, Oral Roberts 0. **Second Round:** Georgia 4, South Carolina 0; Texas A&M 4, LSU 0; Pepperdine 4, Minnesota 0; Mississippi 4, Middle Tenn. 1; UCLA 4, San Diego St. 1; Florida 4, South Fla. 3; Washington 4, Stanford 3; Auburn 4, Mississippi St. 0; Tennessee 4, Virginia Tech 0; Texas 4, Va. Commonwealth 1; Kentucky 4, Vanderbilt 3; Duke 4, California 3; Illinois 4, Indiana St. 0; Notre Dame 4, Purdue 0; Baylor 4, Harvard 0; Southern California 4, Arkansas 0. **Third Round:** Tennessee 4, Texas 0; Kentucky 4, Duke 1; Illinois 4, Notre Dame 1; Southern California 4, Baylor 2; Georgia 4, Texas A&M 1; Pepperdine 4, Mississippi 3; UCLA 4, Florida 0; Auburn 4, Washington 3. **Quarterfinals:** Tennessee 4, Kentucky 1; Southern California 4, Illinois 2; Georgia 4, Pepperdine 1; UCLA 4, Auburn 0. **Semifinals:** Southern California 4, Tennessee 3; Georgia 4, UCLA 2. **Championship:** Southern California 4, Georgia 1.

2003 First Round: Illinois 4, Butler 0; Clemson 4, Ball St. 0; Washington 4, American 0; San Diego St. 5, San Diego 0; Duke 4, High Point 0; Wake Forest 4, Brown 3; Mississippi 4, Col. Of Charleston 0; Auburn 4, Georgia Tech 3; California 4, Sacramento St. 0; Boise St. 4, Arizona 1; Kentucky 4, Hampton 0; Ohio St. 4, Arkansas 0; Stanford 4, Oral Roberts 0; Fresno St. 4, Arizona St. 2; Tulane 4, Southern U. 0; South Ala. 4, LSU 2; Baylor 4, Texas-Arlington 3; TCU 4, Southern Methodist 1; Alabama 4, Marist 0; Harvard 4, Va. Commonwealth 3; Vanderbilt 4, Tennessee Tech 1; Pepperdine 4, Mississippi St. 1; Texas A&M 4, UMBC 0; South Fla. 4, Georgia 0; Florida 4, UCF 0; Florida St. 4, Miami (Fla.) 2; Texas 5, St. Bonaventure 0; Rice 4, South Carolina 2; UCLA 4, Wichita St. 0; Southern California 4, UC Santa Barb. 0; Minnesota 4, Binghamton 0; Oklahoma St. 4, North Carolina 0. **Second Round:** Illinois 4, Clemson 0; Washington 4, San Diego St. 3; Duke 4, Wake Forest 0; Mississippi 4, Auburn 0; California 4, Boise St. 1; Ohio St. 4, Kentucky 3; Stanford 4, Fresno St. 0; Tulane 4, South Ala. 0; Baylor 4, TCU 0; Alabama 4, Harvard 0; Vanderbilt 4, Pepperdine 2; Texas A&M 4, South Fla. 1; Florida 4, Florida St. 0; Texas 4, Rice 3; UCLA 4, Southern California 0; Oklahoma St. 4, Minnesota 2. **Round of 16:** Illinois 4, Washington 2; Mississippi 4, Duke 2; California 4, Ohio St. 0; Stanford 4, Tulane 0; Baylor 4, Alabama 1; Vanderbilt 4, Texas A&M 1; Florida 4, Texas 3; UCLA 4, Oklahoma St. 0. **Quarterfinals:** Illinois 4, Mississippi 0; Stanford 4, California 0; Vanderbilt 4, Baylor 0; UCLA 4, Florida 1. **Semifinals:** Illinois 4, Stanford 2; Vanderbilt 4, UCLA 3. **Championship:** Illinois 4, Vanderbilt 3.

Tennis

DIVISION II

Photo by Stephen Nowland/NCAA Photos

Jan Krejci of BYU-Hawaii claimed No. 1 singles and also played on the victorious No. 1 doubles team in the championship match.

2003 Championship

Edited by Marty Benson.

Highlights

Hawaiian Punch: Brigham Young-Hawaii outlasted Hawaii Pacific, 5-4, May 12 for its second consecutive championship. The title match lasted more than four and one-half hours and marked the fourth meeting between the two schools. With the win, the Seasiders own both the men's and women's 2003 crowns.

In the deciding contest, No. 1 singles, Jan Krejci downed Mikael Maatta, 6-1, 4-6, 6-2, to ensure the Seasiders' victory.

The two Hawaii schools have appeared in the tournament field for five consecutive years, and both have advanced to at least the semifinals three times. Hawaii Pacific has finished second three times. Brigham Young-Hawaii's win last year ended a decade of dominance by Lander and Rollins.

For more, see the May 26, 2003 issue of The NCAA News at www.ncaa.org.

Team Results

EAST REGIONAL, MAY 2-3

KUTZTOWN, PENNSYLVANIA

Kutztown 5, Franklin Pierce 0
Doubles: No. 1-Johannes Wingerter-Velmurugan Annamalai, Kutztown def. Darko Minic-Ricky Sanford, Franklin Pierce, 8-4; No. 2-Mukundan Nandakumar-Radoslaw Hlubinski, Kutztown def. Maciej Szpakowski-Arthur Shannon, Franklin Pierce, 8-3; No. 3-Alok Bhide-Ilja Semjonovs, Kutztown def. Michael Hoffner-Ryan Jones, Franklin Pierce, 8-5.
Singles: No. 1-Suspended; No. 2-Suspended; No. 3-Wingerter, Kutztown def. Sanford, Franklin Pierce, 6-3, 6-2; No. 4-Suspended; No. 5-Hlubinski, Kutztown def. Jones, Franklin Pierce, 6-0, 6-0; No. 6-Suspended.

Assumption 5, Adelphi 0
Doubles: No. 1-Sean Kenney-Michael Goldman, Assumption def. Gregory Fujii-Manuel Castro, Adelphi, 8-2; No. 2-Jason Spiers-Alex Madrigal, Assumption def. Faheem Romi-Abhijeet Muzumdar, Adelphi, 9-7; No. 3-James Newman-Peter Torgrimson, Assumption def. Will Klocke-Mack Baker, Adelphi, 9-7.
Singles: No. 1-Kenney, Assumption def. Baker, Adelphi, 6-0, 6-1; No. 2-Suspended; No. 3-Suspended; No. 4-Suspended; No. 5-Suspended; No. 6-Torgrimson, Assumption def. Castro, Adelphi, 6-0, 6-0.

Kutztown 5, Assumption 4
Doubles: No. 1-Johannes Wingerter-Velmurugan Annamalai, Kutztown def. Sean Kenney-Michael Goldman, Assumption, 8-6; No. 2-Mukundan Nandakumar-Radoslaw Hlubinski, Kutztown def. Jason Spears-Alex Madrigal, Assumption, 8-6; No. 3-James Newman-Peter Torgrimson, Assumption def. Alok Bhide-Ilja Semjonovs, Kutztown, 8-4.
Singles: No. 1-Nandakumar, Kutztown def. Kenney, Assumption, 6-4, 4-6, 6-3; No. 2-Goldman, Assumption def. Bhide, Kutztown, 7-5, 6-4; No. 3-Wingerter, Kutztown def. Spears, Assumption, 6-3, 6-4; No. 4-Annamalai, Kutztown def. Newman, Assumption, 6-2, 6-1; No. 5-Madrigal, Assumption def. Hlubinski, Kutztown, 6-1, 6-3; No. 6-Torgrimson, Assumption def. Semjonovs, Kutztown, 6-2, 6-4.

AT BLOOMSBURG, PENNSYLVANIA

Bloomsburg 5, Bryant 0
Doubles: No. 1-Kris Shumway-Brian Bogus, Bloomsburg def. Jonathan Peliker-Antonio Valero, Bryant, 9-7; No. 2-Mike McGrath-Aleks Kalezic, Bloomsburg def. Eric Zipp-Chris Dubois, Bryant, 8-5; No. 3-Kurt Caster-Mark Velleck, Bloomsburg def. T.J. Euley-Jesse Thompson, Bryant, 8-2.
Singles: No. 1-Suspended; No. 2-Suspended; No. 3-Suspended; No. 4-Velleck, Bloomsburg def. Dubois, Bryant, 6-1, 6-0; No. 5-Caster, Bloomsburg def. Thompson, Bryant, 6-2, 6-0; No. 6-Suspended.

Concordia (N.Y.) 5, Queens (N.Y.) 3
Doubles: No. 1-Bhaskar Chowdhury-Chris Borrelli, Concordia (N.Y.) def. Daniel McCauley-Chris Mullins, Queens (N.Y.), 8-1; No. 2-Issac Montes-Colin Manjengwa, Concordia (N.Y.) def. Reggie Breland-Jeff Haich, Queens (N.Y.), 8-4; No. 3-Jerod Tucker-Peter Kedrovic, Queens (N.Y.) def. Christian Tiongko-Ricardo Maia, Concordia (N.Y.), 9-7.
Singles: No. 1-Chowdhury, Concordia (N.Y.) def. Mullins, Queens (N.Y.), 3-6, 6-2, 6-3; No. 2-Borrelli, Concordia (N.Y.) def. McCauley, Queens (N.Y.), 6-3, 6-2; No. 3-Breland, Queens (N.Y.) def. Tiongko, Concordia, 6-3, 6-2; No. 4-Tucker, Queens (N.Y.) def. Montes, Concordia, 6-1, 6-0; No. 5-Suspended; No. 6-Manjengwa, Concordia (N.Y.) def. Kedrovic, Queens (N.Y.), 6-2, 7-5, 6-1.

Bloomsburg 5, Concordia (N.Y.) 0
Doubles: No. 1-Kris Shumway-Brian Bogus, Bloomsburg def. Bhaskar Chowdhury-Chris Borrelli, Concordia (N.Y.), 8-6; No. 2-Mike McGrath-Aleks Kalezic, Bloomsburg def. Isaac Montes-Colin Manjengwa, Concordia (N.Y.), 8-2; No. 3-Kurt Caster-Mark Velleck, Bloomsburg def. Christian Tiongko-Ricardo Maia, Concordia (N.Y.), 9-7.
Singles: No. 1-Suspended; No. 2-Suspended; No. 3-Suspended; No. 4-Velleck, Bloomsburg def. Montes, Concordia (N.Y.) 6-3, 6-1; No. 5-Suspended; No. 6-Caster, Bloomsburg def. Manjengwa, Concordia (N.Y.), 6-3, 6-4.

MID-ATLANTIC REGIONAL—MAY 3-4

AT SPARTANBURG, SOUTH CAROLINA

S.C.-Spartanburg 5, Francis Marion 1
Doubles: No. 1-Diego Sist-Ben Ureta, S.C.-Spartanburg def. Lewellyn King-Dan Cordrey, 8-3; No. 2-Kevin Taylor-Mark Bube, Francis Marion def. Jose Luis Reyes-Lighton Muchinda, 9-8; No. 3-Aly Mandour-David Gustafsson, S.C.-Spartanburg def. Alex Cury-Igor Prielozny, Francis Marion, 8-3.
Singles: No. 1-Suspended; No. 2-Suspended; No. 3-Sist, S.C.-Spartanburg def. Taylor, Francis Marion, 7-6 (4), 6-4; No. 4-Ureta, S.C.-Spartanburg def. Cordrey, Francis Marion, 6-2, 7-6 (4); No. 5-Gustafsson, S.C.-Spartanburg def. Cury, 6-4, 6-0; No. 6-Suspended.

Lander 5, Anderson (S.C.) 0
Doubles: No. 1-Tobias Edstrom-Emil Olsson, Lander def. Karan Doctor-Olof Hallstrom, Anderson (S.C.), 8-5; No. 2-Fredrik Hoglund-Gena Urbanovich, Lander def. Gabor Boczonadi-Siddharth Sudhakar, Anderson (S.C.), 8-5; No. 3-Carl Hesser-Tom van Ooij, Lander def. James Fitzgerald-Phillip Webb, Anderson (S.C.), 8-1.
Singles: No. 1-Suspended; No. 2-Hesser, Lander def. Doctor, Anderson (S.C.), 6-1, 6-1; No. 3-Edstrom, Lander def. Sudhakar, Anderson (S.C.), 6-2, 6-1; No. 4-Suspended; No. 5-Suspended; No. 6-Suspended.

Lander 5, S.C.-Spartanburg 4
Doubles: No. 1-Tobias Edstrom-Emil Olsson, Lander def. Diego Sist-Ben Ureta, S.C.-Spartanburg, 8-6; No. 2-Jose Luis Reyes-Lighton Muchinda, S.C.-Spartanburg def. Fredrik Hoglund-Gena Urbanovich, Lander, 8-3; No. 3-Aly Mandour-David Gustafsson, S.C.-Spartanburg def. Carl Hesser-Tom van Ooij, Lander, 8-5.
Singles: No. 1-Hoglund, Lander def. Muchinda, S.C.-Spartanburg, 6-3, 2-6, 6-3; No. 2-Hesser, Lander def. Reyes, S.C.-Spartanburg, 6-4, 6-3; No. 3-Sist, S.C.-Spartanburg def. Edstrom, Lander, 6-7, 6-2, 6-3; No. 4-Olsson, Lander def. Ureta, S.C.-Spartanburg, 7-6, 3-6, 6-2; No. 5-Gena Urbanovich, Lander def. Aly Mandour, S.C.-Spartanburg, 6-3, 6-2; No. 6-Gustafsson, S.C.-Spartanburg def. van Ooij, Lander, 5-6, 6-4, 6-4.

AT JACKSONVILLE, FLORIDA

North Fla. 9, Johnson Smith 0
Doubles: No. 1-Elliot Wood-Miguel Mariano, North Fla. def. Christopher Lee-Michael White, Johnson Smith, 8-4; No. 2-David Olave-Jesse McIntyre, North Fla. def. Justin Gilbert-Larry Holmes, Johnson Smith, 8-2; No. 3-Sheldon Simpson-Jose Terrera, North Fla. def. Maurice Rahman-Tim Hunter, Johnson Smith, 8-2.

Singles: No. 1-Olave, North Fla. def. Lee, Johnson Smith, 6-0, 6-0; No. 2-Wood, North Fla. def. White, Johnson Smith, 6-3, 6-1; No. 3-Terrera, North Fla. def. Hunter, Johnson Smith, 6-0, 6-0; No. 4-Simpson, North Fla. def. Holmes, Johnson Smith, 6-0, 6-2; No. 5-Damien De Polignac, North Fla. def. Gilbert, Johnson Smith, 6-0, 6-1; No. 6-McIntyre, North Fla. def. Rahman, Johnson Smith, 6-0, 6-0.

Armstrong Atlantic 5, Lees-McRae 0
Doubles: No. 1-Achim Roth-Dale White, Armstrong Atlantic def. Jaco Kruger-Lebo Jacobs, Lees-McRae, 8-6; No. 2-Tim Offerman-Roger Theile, Armstrong Atlantic def. Shane Horan-Felipe Castanheira, Lees-McRae, 8-6; No. 3-Jonas Askeland-David Secker, Armstrong Atlantic def. Andrew Zarb-Juan Pablo Garcia, Lees-McRae, N/A.
Singles: No. 1-Suspended; No. 2-Suspended; No. 3-Roth, Armstrong Atlantic def. Jacobs, Lees-McRae, 6-3, 6-1; No. 4-Suspended; No. 5-Suspended; No. 6-Offerman, Armstrong Atlantic def. Zarb, Lees-McRae, 6-1, 6-0.

North Fla. 5, Armstrong Atlantic 0
Doubles: No. 1-Elliot Wood- Miguel Mariano, North Fla. def. Achim Roth-Dale White, Armstrong Atlantic, 9-8 (7-3); No. 2-David Olave-Jesse McIntyre, North Fla. def. Tim Offerman-Roger Thiele, Armstrong Atlantic, 8-2; No. 3-Jose Terrera-Sheldon Simpson, North Fla. def. Jonas Askeland-David Secker, Armstrong Atlantic, 8-6.
Singles: No. 1-Olave, North Fla. def. Secker, Armstrong Atlantic, 6-1, 6-2; No. 2-Suspended; No. 3-Suspended; No. 4-Suspended; No. 5-Suspended; No. 6-McIntyre, North Fla. def. Offerman, Armstrong Atlantic, 6-3, 1-0 (retired).

SOUTHEAST REGIONAL—MAY 2-3

AT MIAMI SHORES, FLORIDA

Barry 5, Catawba 0
Doubles: No. 1-Samir M'Bioka-Sebastian Losavio, Barry def. Evan Bowling-Alex Luc, Catawba, 8-4; No. 2-Thomas Hipp-Gerold Wiring, Barry def. Justin Rich-Geoff Fouad, Catawba, 8-2; No. 3-Filip Norrman-Dirk Bennighaus, Barry def. Alvin Owusu-Eric Noll, Catawba, 8-4.
Singles: No. 1-Suspended; No. 2-Suspended; No. 3-Wiring, Barry def. Noll, Catawba, 6-0, 6-1; No. 4-Filip Norrman, Barry def. Alvin Owusu, Catawba, 6-3, 6-1; No. 5-Suspended; No. 6-Suspended.

Fla. Southern 5, Presbyterian 1
Doubles: No. 1-Ryan Dunne-Marco Grangerio, Fla. Southern def. Hector Rincon-Kshitij Dwivedi, Presbyterian 9-7; No. 2-Marc Becker-Alvaro Nunez, Fla. Southern def. Graeme Lauriston-Wally Frye, Presbyterian, 8-4; No. 3-Nick Osborne-Alistair Morgan, Presbyterian def. Josh Berman-Jon Leavitt, Fla. Southern, 8-5.
Singles: No. 1-Becker, Fla. Southern def. Rincon, Presbyterian, 6-1, 6-3; No. 2-Suspended; No. 3-Suspended; No. 4-Suspended; No. 5-Dixon, Fla. Southern def. Frye, Presbyterian, 6-2, 6-1; No. 6-Leavitt, Fla. Southern def. Morgan, Presbyterian, 6-0, 6-1.

Barry 5, Fla. Southern 3
Doubles: No. 1-Ryan Dunne-Marco Grangerio, Fla. Southern def. Samir M'Bioka-Sebastian Losavio, Barry, 8-6; No. 2-Thomas Hipp-Gerold Wiring, Barry def. Marc Becker-Alvaro Nunez, Fla. Southern, 8-6; No. 3-Filip Norrman-Dirk Bennighaus, Barry def. Jon Leavitt-Josh Berman, Fla. Southern, 8-3.
Singles: No. 1-Becker, Fla. Southern def. M'Bioka, Barry, 6-2, 6-4; No. 2-Hipp, Barry def. Dunne, Fla. Southern, 6-4, 6-4; No. 3-Wiring, Barry def. Grangerio, Fla. Southern, 6-4, 6-3; No. 4-Losavio, Barry def. Nunez, Fla. Southern, 6-3, 6-2; No. 5-Suspended; No. 6-Dusty Dixon, Fla. Southern def. Bennighaus, Barry, 6-4, 6-2.

AT VALDOSTA, GEORGIA

Valdosta St. 5, Fort Valley St. 0
Doubles: No. 1-Marco Borges-Philipp Laucht, Valdosta St. def. Tshaka Symonette-Kweku Symonette, Fort Valley St., 8-1; No. 2-Christoph Schneider-Norman Weidle, Valdosta St. def. Patrick Lee-Robert Issacs, Fort Valley St., 8-3; No. 3-Andres von Michaelis-Peter Kreutzfeldt, Valdosta St. def. Derrick Pace-Marshall Northington, Fort Valley St., by default.
Singles: No. 1-Suspended; No. 2-Schneider, Valdosta St. def. Symonette, Fort Valley St., 6-0, 6-3; No. 3-Suspended; No. 4-Suspended; No. 5-Suspended; No. 6-Weidle, Valdosta St. def. Pace, Fort Valley St., by default.

Ouachita Baptist 6, Delta St. 0
Doubles: No. 1-Gilles Lagardere-Guillaume Coubard, Ouachita Baptist def. Julien Hugon-Alejandro Alvez, Delta St., 8-3; No. 2-Andre' Edwall-Tjeerd Star, Ouachita Baptist def. Fabien Guardiola-Federico Carlomagno, Delta St., 8-2; No. 3-Emilien Rabin-Pierre Perez, Ouachita Baptist def. Arnold van Dyk-Chad Snelgar, Delta St., 8-0.
Singles: No. 1-Suspended; No. 2-Lagardere, Ouachita Baptist def. Guardiola, Delta St., 6-1, 6-0; No. 3-Suspended; No. 4-Perez, Ouachita Baptist def. Laurent Fasquelle, Delta St., 6-0, 6-2; No. 5-Suspended; No. 6-Star, Ouachita Baptist def. Jeffery Farris, Delta St., 6-0, 6-0.

Valdosta St. 5, Ouachita Baptist 2
Doubles: No. 1-Guillaume Coubard-Gilles Lagardere, Ouachita Baptist def. Marco Borges-Philipp Laucht, Valdosta St., 8-3; No. 2-Christophe Schneider-Norman Weidle, Valdosta St. def. Andre Edwall-Tjeerd Star, Ouachita Baptist, 8-5; No. 3-Peter Kreutzfeldt-Andreas von Michaelis, Valdosta St. def. Pierre Perez-Emilien Rabin, Ouachita Baptist, 8-3.
Singles: No. 1-Coubard, Ouachita Baptist def. Borges, Valdosta St., 6-4, 7-5; No. 2-Suspended; No. 3-Kreutzfeldt, Valdosta St. def. Edwall, Ouachita Baptist, 7-6, 6-2; No. 4-Laucht, Valdosta St. def. Pierre Perez, Ouachita Baptist, 6-1, 6-3; No. 5-Suspended; No. 6-Weidle, Valdosta St. def. Star, Ouachita Baptist, 6-0, 6-1.

SOUTH REGIONAL—MAY 2-3

AT PENSACOLA, FLORIDA

West Fla. 5, Morehouse 0
Doubles: No. 1-Radovan Chrz-Daniel Steinhilber, West Fla. def. Richard Makerson-Chevene King, Morehouse, 8-0; No. 2-Fernando Damus-Guillaume Deverbizier, West Fla. def. Ryan Shade-Rafael Smith, Morehouse, 8-2; No. 3-Paulius Jerkenas-Sven Glaser, West Fla. def. Lorenzo Brooks-Terrell Olagbegi, Morehouse, 8-3.
Singles: No. 1-Suspended; No. 2-Suspended; No. 3-Damus, West Fla. def. King, Morehouse, 6-0, 6-0; No. 4-Paulius Jerkenas, West Fla. def. Lorenzo Brooks, Morehouse, 6-1, 6-1; No. 5-Suspended; No. 6-Suspended.

Lincoln Memorial 5, Harding 3
Doubles: No. 1-Peter Kurhajec-Andreas Berggren, Lincoln Memorial def. Klaus Schmidt-David Ferreira, Harding, 8-4; No. 2-Andrew Giron-Stephen Paine, Harding def. Linus Johansson-Francois Naude, Lincoln Memorial, 8-6; No. 3-Kristofer Olofson-Richard Parker, Lincoln Memorial def. Taylor Tinsley-Derek Bullington, Harding, 8-5.
Singles: No. 1-Kurhajec, Lincoln Memorial def. Ferreira, Harding, 6-2, 6-3; No. 2-Johansson, Lincoln Memorial def. Giron, Harding, 6-2, 6-1; No. 3-Schmidt, Harding def. Berggren, Lincoln Memorial, 6-3, 6-1; No. 4-Suspended; No. 5-Paine, Harding def. Naude, Lincoln Memorial, 6-0, 6-4; No. 6-Parker, Lincoln Memorial def. Tinsley, Harding, 6-1, 7-6 (6).

West Fla. 5, Lincoln Memorial 0
Doubles: No. 1-Radovan Chrz-Daniel Steinhilber, West Fla. def. Andreas Berggren-Peter Kurhajes, Lincoln Memorial, 8-6; No. 2-Fernando Damus-Guillaume Deverbizier, West Fla. def. Linus Johansson-Francois Naude, Lincoln Memorial, 8-0; No. 3-Paulius Jerkenas-Sven Glaser, West Fla. def. Kristofer Olofson-Richard Parker, Lincoln Memorial, 8-2.
Singles: No. 1-Suspended; No. 2-Deverbizier, West Fla. def. Johansson, Lincoln Memorial, 6-3, 6-2; No. 3-Suspended; No. 4-Jerkenas, West Fla. def. Olofson, Lincoln Memorial, 6-1, 6-0; No. 5-Suspended; No. 6-Suspended.

AT WINTER PARK, FLORIDA

Rollins 5, Tusculum 0
Doubles: No. 1-Carlos Custodio-Mark Thompson, Rollins def. Jesse Puckerin-Johnathan Dustan, Tusculum, 8-1; No. 2-Matt Umbers-Andrew Groslimond, Rollins def. Ben Leahy-Roberto Robles, Tusculum, 8-4; No. 3-David Tafur-Drew Sipka, Rollins def. Alejandro Rojas-Sergio Pantoja, Tusculum, 8-1.
Singles: No. 1-Suspended; No. 2-Thompson, Rollins def. Dunstan, Tusculum, 6-1, 6-1; No. 3-Suspended; No. 4-Suspended; No. 5-Tafur, Rollins def. Rojas, Tusculum, 6-1, 6-2; No. 6-Suspended.

Eckerd 5, Lynn 4
Doubles: No. 1-Marius Calugaru-Jan Macko, Lynn def. Renaldo Valor-Andre Mittag, Eckerd, 8-4; No. 2-Raphael Almeida-Oscar Argaez, Lynn def. Marton Balla-Rafael Neves, Eckerd, 8-0; No. 3-Byron Kidd-Adriane Pagani, Eckerd def. Alejandro Defranciso-James Crilley, Lynn, 8-1.
Singles: No. 1-Calugaru, Lynn def. Balla, Eckerd, 7-5, 7-6 (5); No. 2-Pagani, Eckerd def. Almeida, Lynn, 7-5, 6-4; No. 3-Valor, Eckerd def. Macko, Lynn, 7-6, 6-0; No. 4-Argaez, Lynn def. Neves, Eckerd, 6-4, 6-1; No. 5-Mittag, Eckerd def. Defranciso, Lynn, 7-6 (1), 2-6, 6-4; No. 6-Kidd, Eckerd def. Crilley, Lynn, 6-2, 6-0.

Rollins 5, Eckerd 1
Doubles: No. 1-Carlos Custodio-Mark Thompson, Rollins def. Renaldo Valor-Andre Mittag, Eckerd, 8-1; No. 2-Matt Umbers-Andrew Groslimond, Rollins def. Marton Balla-Rafael Neves, Eckerd, 8-4; No. 3-Byron Kidd-Adriane Pagani, Eckerd def. David Tafur-Drew Sipka, Rollins, 8-5.
Singles: No. 1-Suspended; No. 2-Thompson, Rollins def. Pagani, Eckerd, 6-4, 6-3; No. 3-Suspended; No. 4-Suspended; No. 5-Tafur, Rollins def. Mittag, Eckerd, 6-4, 6-2; No. 6-Sipka, Rollins def. Kristian Tankovic, Eckerd, 6-2, 6-0.

GREAT LAKES REGIONAL—MAY 1-2

AT MIDLAND, MICHIGAN

Northwood 5, Indianapolis 1
Doubles: No. 1-Ross Johnson-Marko Saulovic, Indianapolis def. Torsten Greif-Gerrit Lotz, Northwood, 9-8; No. 2-Marcus Blumberg-Christian Valenthon, Northwood def. Justin Linder-Chris Symmes, Indianapolis, 8-1; No. 3-Tomas Menec-Bastien Labarta, Northwood def. Brandon Cook-Dustin Guthrie, Indianapolis, 8-4.
Singles: No. 1-Suspended; No. 2-Lotz, Northwood def. Saulovic, Indianapolis, 6-1, 6-3; No. 3-Blumberg, Northwood def. Linder, Indianapolis, 6-1, 6-3; No. 4-Valenthon, Northwood def. Guthrie, Indianapolis, 6-0, 6-2; No. 5-Suspended; No. 6-Suspended.

Northern Ky. 5, Southern Ind. 4
Doubles: No. 1-Amine Benjelloun-Billy Hopkins, Northern Ky. def. Paulus Halim-Daniel Halim, Southern Ind., 8-5; No. 2-Weston Phillips-Bhavesh Chadda, Southern Ind. def. Chris Robertson-Jon Peters, Northern Ky., 8-3; No. 3-Nick Herzog-Ted Walkup, Northern Ky. def. Ryan Hughes-Chris McCreight, Southern Ind., 9-8.
Singles: No. 1-Benjelloun, Northern Ky. def. P. Halim, Southern Ind., 7-6, 7-5; No. 2-Phillips, Southern Ind. def. Robertson, Northern Ky., 6-2, 7-6; No. 3-Herzog, Northern Ky. def. Chadda, Southern Ind., 6-3, 6-4; No. 4-Hughes, Southern Ind. def. Hopkins, Northern Ky., 4-6, 6-2, 6-3; No. 5-Walkup, Northern Ky. def. D. Halim, Southern Ind., 7-6, 6-4; No. 6-McCreight, Southern Ind. def. Peters, Northern Ky., 6-4, 6-3.

Northwood 5, Northern Ky. 0
Doubles: No. 1-Torsten Greif-Gerrit Lotz, Northwood def. Amine Benjelloun-Billy Hopkins, Northern Ky., 8-2; No. 2-Marcus Blumberg-Christian Valenthon, Northwood def. Chris Robertson-Adam Moler, Northern Ky., 8-3; No. 3-Tomas Menec-Bastien Labarta, Northwood def. Nick Herzog-Ted Walkup, Northern Ky., 8-4.
Singles: No. 1-Suspended; No. 2-Lotz, Northwood def. Robertson, Northern Ky., 6-0, 6-2; No. 3-Suspended; No. 4-Valenthon, Northwood def. Hopkins, Northern Ky., 6-0, 6-0; No. 5-Suspended; No. 6-Suspended.

AT BIG RAPIDS, MICHIGAN

Ferris St. 5, Shepherd 0
Doubles: No. 1-Jan Talian-Jason Cole, Ferris St. def. Mike Farrell-Eric Stevenson, Shepherd, 8-1; No. 2-Francisco Valencia-Martin Hoch, Ferris St. def. Tim Halter-Brian Clarke, Shepherd, 8-2; No. 3-Mark Hammelman-Jeff Stack, Ferris St. def. Wray Sherman-Greg Selby, Shepherd, 8-6.
Singles: No. 1-Talian, Ferris St. def. Clarke, Shepherd, 6-1, 6-4; No. 2-Suspended; No. 3-Suspended; No. 4-Cole, Ferris St. def. Halter, Shepherd, 6-0, 6-1; No. 5-Suspended; No. 6-Suspended.

Wayne St. (Mich.) 5, Mo.-St. Louis 0
Doubles: No. 1-Rohan Singh-Mike Davis, Wayne St. (Mich.) def. Matt Vaulkhard-Mike Schaaf, Mo.-St. Louis, 8-4; No. 2-Goran Marijan-Lech Czerwinski, Wayne St. (Mich.) def. Mario Gruden-Rajan Saini, Mo.-St. Louis, 8-3; No. 3-Sebastien Foka-Matt Akers, Wayne St. (Mich.) def. Martin Kardos-Martin Damm, Mo.-St. Louis, 8-2.
Singles: No. 1-Singh, Wayne St. (Mich.) def. Kardos, Mo.-St. Louis, 6-4, 7-5; No. 2- Suspended; No. 3-Suspended; No. 4-Mike Davis, Wayne St. (Mich.) def. Mario Gruden, Mo.-St. Louis, 6-3, 6-3; No. 5-Suspended; No. 6-Suspended.

Ferris St. 5, Wayne St. (Mich.) 2
Doubles: No. 1-Rohan Singh-Mike Davis, Wayne St. (Mich.) def. Jan Talian-Jason Cole, Ferris St., 8-5; No. 2-Francisco Valencia-Martin Hoch, Ferris St. def. Goran Marijan-Lech Czerwinski, Wayne St. (Mich.), 8-4; No. 3-Mark Hammelman-Jeff Stack, Ferris St. def. Sebastien Foka-Matt Akers, Wayne St. (Mich.), 8-6.
Singles: No. 1-Singh, Wayne St. (Mich.) def. Talian, Ferris St., 7-6 (4), 6-1; No. 2-Valencia, Ferris St. def. Foka, Wayne St. (Mich.), 7-5, 7-5; No. 3-Suspended; No. 4-Cole, Ferris St. def. Davis, Wayne St. (Mich.), 6-0, 7-6 (5); No. 5-Hammelman, Ferris St. def. Czerwinski, Wayne St. (Mich.), 6-2, 6-2; No. 6-Suspended.

CENTRAL REGIONAL—MAY 2-3

AT ABILENE, TEXAS

Abilene Christian 5, Rockhurst 2
Doubles: No. 1-Julien Curatella-Sal Taweel, Abilene Christian def. Matt McCord-Zach Miller, Rockhurst, 8-6; No. 2-Andrew Doole-Gareth Dowdell, Rockhurst def. Evan Puglia-Jason Ray, Abilene Christian, 8-3; Jason Purser-Trent Broach, Abilene Christian def. Ian Cunliff-Ryan Bridges, Rockhurst, 9-8.
Singles: No. 1-Curatella, Abilene Christian def. Dowdell, Rockhurst, 6-3, 6-2; No. 2-Broach, Abilene Christian def. Miller, Rockhurst, 1-6, 6-4, 6-3; No. 3-Ray, Abilene Christian def. McCord, Rockhurst, 6-4, 6-2; No. 4-Bridges, Rockhurst def. Puglia, Abilene Christian, 7-6, 6-4; No. 5-Suspended; No. 6-Suspended.

Midwestern St. 5, Cameron 2
Doubles: No. 1-Gene Ligeon-John Luxton, Midwestern St. def. Alex Furlan-Gustavo Blanco, Cameron, 8-6; No. 2-John Patak-Marco Valdez, Cameron def. Ryan Gillen-Rohan Williams, Midwestern St., 8-6; No. 3-Victor Vidal-Matthew Warner, Midwestern St. def. Christian Glaser-Nathan McCullough, Cameron, 9-8.
Singles: No. 1-Luxton, Midwestern St. def. Maurico Mier, Cameron, 6-4, 7-6; No. 2-Gillen, Midwestern St. def. Glaser, Cameron, 6-2, 3-6, 6-2; Rohan Williams, Midwestern St. def. Patak, Cameron, 6-4, 6-4; No. 3-Valdez, Cameron def. Jared King, Midwestern St., 6-2, 6-1; No. 4-Suspended; No. 5-Suspended; No. 6-Suspended.

Abilene Christian 5, Midwestern St. 4
Doubles: No. 1-Sal Taweel-Julien Curatella, Abilene Christian def. John Luxton-Gene Ligeon, Midwestern St., 8-6; No. 2-Ryan Gillen-Rohan Williams, Midwestern St. def. Jason Ray-Evan Puglia, Abilene Christian, 8-6; No. 3-Trent Broach-Jason Purser, Abilene Christian def. Victor Vidal-Matthew Warner, Midwestern St., 9-7.
Singles: No. 1-Curatella, Abilene Christian def. Ligeon Midwestern St., 6-2, 4-6, 10-1; No. 2-Broach, Abilene Christian def. Luxton, Midwestern St., 7-5, 6-2; No. 3-Vidal, Midwestern St. def. Clayton Morgan, Abilene Christian, 6-2, 7-6; No. 4-Gillen, Midwestern St. def. Ray, Abilene Christian, 6-4, 7-6; No. 5-Williams, Midwestern St. def. Puglia, Abilene Christian, 3-6, 6-2, 10-3; No. 6-Max Lawrence, Abilene Christian def. Jared King, Midwestern St., 3-6, 6-2, 10-3.

AT SPRINGFIELD, MISSOURI

Drury 5, St. Edward's 0
Doubles: No. 1-Jeremy Blandin-Regnier Azevedo, Drury def. Kendal Smashey-Simon Boyce, St. Edward's, 8-5; No. 2-Javier Llanes-Matias Oddone, Drury def. Gustavo Ganem-Jorge Jiminez, St. Edward's, 8-6; No. 3-Hicham Fathi-Akos Tajta, Drury def. David Seaton-Shane Merkford, St. Edward's, 8-4.
Singles: No. 1-Suspended; No. 2-Fathi, Drury def. Jiminez, St. Edward's, 6-3, 6-1; No. 3-Suspended; No. 4-Suspended; No. 5-Azevedo, Drury def. Seaton, St. Edward's, 6-2, 6-1; No. 6-Suspended.

Incarnate Word 5, Central Okla. 3
Doubles: No. 1-Juan Barrio-Jose Pablo Hours, Incarnate Word def. Randy Robinson-Chadd Woodward, Central Okla., 8-2; No. 2-Devin Wilke-Ronnie Funari, Incarnate Word def. Nikola Ojdanic-Henry So, Central Okla., 8-6; No. 3-Mouhcine Guettabi-Gregg leSueur, Central Okla. def. Zak Johnson-Alex Cano, Incarnate Word, 8-4.
Singles: No. 1-Suspended; No. 2-Hours, Incarnate Word def. leSueur, Central Okla., 6-3, 6-1; No. 3-Funari, Incarnate Word def. Guettabi, Central Okla., 6-2, 7-6; No. 4-Johnson, Incarnate Word def. Robinson, Central Okla., 6-3, 0-6, 6-4; No. 5-Ojdanic, Central Okla. def. Wilke, Incarnate Word, 6-2, 6-3; No. 6-Christian Lund Haugen, Central Okla. def. Alex Cano, Incarnate Word, 6-3, 7-6.

Drury 5, Incarnate Word 0
Doubles: No. 1-Jeremy Blandin-Regnier Azevedo, Drury def. Juan Barrio-Jose Pablo Hours, Incarnate Word, 8-1; No. 2-Javier Llanes-Matias Oddone, Drury def. Devin Wilke-Ronnie Funari, Incarnate Word, 9-7; No. 3-Hicham Fathi-Akos Tajta, Drury def. Zak Johnson-Alex Cano, Incarnate Word, 8-2.
Singles: No. 1-Suspended; No. 2-Suspended; No. 3-Suspended; No. 4-Oddone, Drury def. Johnson, Incarnate Word, 6-1, 6-1; No. 5-Suspended; No. 6-Younes Limam, Drury def. Cano, Incarnate Word, 6-1, 6-1.

NORTH CENTRAL REGIONAL—MAY 2-3

AT BOLIVAR, MISSOURI

Southwest Baptist 5, Colorado Mines 0
Doubles: No. 1-Andras Bori-Mark Eori, Southwest Baptist def. Dinuka Ranaweera-Almed Sejati, Colorado Mines, 8-5; No. 2-Dante Cipulli-Johan Nortje, Southwest Baptist def. Kevin Yu-David Haddad, Colorado Mines, 8-2; No. 3-Peter Joos-T.J. Martin, Southwest Baptist def. Jordan Revielle-Octavio, Colorado Mines, 8-4.
Singles: No. 1-Bori, Southwest Baptist def. Yu, Colorado Mines, 6-0, 6-0; No. 2-Cipulli, Southwest Baptist def. Ranaweera, Colorado Mines, 6-0, 6-1; No. 3-Suspended; No. 4-Suspended; No. 5-Suspended; No. 6-Suspended.

Washburn 5, Northern Colo. 2
Doubles: No. 1-Jim Flanigan-Matt Bong, Northern Colo. def. Sydney Bwalya-John Johnson, Washburn, 8-6; No. 2-Rafael Valdez-Brett Coleman, Washburn def. Brian Bishop-Chris Humphrey, Northern Colo., 8-3; No. 3-Tyler Kinder-Nate Hurd, Washburn def. Adam Benshoot-Jeff Hall, Northern Colo., 8-6.
Singles: No. 1-Bwalya, Washburn def. Flanigan, Northern Colo., 6-2, 6-2; No. 2-Suspended; No. 3-Valdez, Washburn def. Bishop, Northern Colo., 6-4, 6-4; No. 4-Suspended; No. 5-Kinder, Washburn def. Humphrey, Northern Colo., 6-0, 6-4; No. 6-Hall, Northern Colo. def. Hurd, Washburn, 6-3, 6-3.

Southwest Baptist 5, Washburn 0
Doubles: No. 1-Andras Bori-Mark Eori, Southwest Baptist def. Sydney Bwalya-John Johnson, Washburn, 8-2; No. 2-Dante Cipulli-Johan Nortje, Southwest Baptist def. Rafael Valdez-Brett Coleman, Washburn, 8-2; No. 3-Peter Joos-T.J. Martin, Southwest Baptist def. Tyler Kinder-Nate Hurd, Washburn, 8-6.
Singles: No. 1-Bori, Southwest Baptist def. Bwalya, Washburn, 6-1, 6-2; No. 2-Suspended; No. 3-Suspended; No. 4-Suspended; No. 5-Joos, Southwest Baptist def. Kinder, Washburn, 6-1, 6-1; No. 6-Suspended.

AT MARYVILLE, MISSOURI

Northwest Mo. St. 5, UC-Colo. Spgs. 1
Doubles: No. 1-Jon Sanchez-Jarrod Smith, Northwest Mo. St. def. Tim Hurlbert-Eric Gladding, UC-Colo. Sprgs., 8-6; No. 2-Ronnie Stutz-Jason Schultz, UC-Colo. Sprgs. def. Lander Panera-Alen Horvat, Northwest Mo. St., 8-3; No. 3-Gorka Sanchez-J.J. Mulwanda, Northwest Mo. St. def. Travis Sellentin-Jason Bisanti, UC-Colo. Sprgs., 8-5
Singles: No. 1-J. Sanchez, Northwest Mo. St. def. Stutz, UC-Colo. Sprgs., 7-6, 6-2; No. 2-Suspended; No. 3-Horvat, Northwest Mo. St. def. Sellentin, UC-Colo. Sprgs., 6-3, 6-1; No. 4-Sanchez, Northwest Mo. St. def. Schultz, UC-Colo. Sprgs., 6-2, 6-0; No. 5-Suspended; No. 6-Suspended.

Metro St. 5, St. Cloud St. 2
Doubles: No. 1-Bryan Bauman-Bob Skeazich, St. Cloud St. def. Carlos Delgado-James Schumacher, Metro St., 8-4; No. 2-Titus Christensen-Josh Lunak, St. Cloud St. def. Magnus Bohman-JoJo Mmopi, Metro St., 8-6; No. 3-Karabo Magale-Andre Nilsson, Metro St. def. Casey Haselwander-Jeff Horner, St. Cloud St., 8-2.
Singles: No. 1-Bohman, Metro St. def. Baumann, St. Cloud St., 3-6, 6-1, 6-1; No. 2-Suspended; No. 3-Magale, Metro St. def. Hagelwander, St. Cloud St., 6-0, 6-3; No. 4-Nilsson, Metro St. def. Lunak, St. Cloud St., 6-2, 6-2; No. 5-Suspended; No. 6-Mmopi, Metro St. def. Skeazich, St. Cloud St., 7-5, 6-3.

Northwest Mo. St. 5, Metro St. 3
Doubles: No. 1-Jon Sanchez-Jarrod Smith, Northwest Mo. St. def. Carlos Delgado-James Schumacher, Metro St., 8-2; No. 2-Lander Panera-Alen Horvat, Northwest Mo. St. def. Magnus Bohman-Jojo Mmopi, Metro St., 8-6; No. 3-Karabo Makgale-Andre Nilsson, Metro St. def. Gorka Sanchez-J.J. Mulwanda, Northwest Mo. St., 8-6.
Singles: No. 1-J. Sanchez, Northwest Mo. St. def. Bohman, Metro St., 7-5, 6-4; No. 2-Delgado, Metro St. def. Panera, Northwest Mo. St., 6-1, 6-3; No. 3-Alen Horvat, Northwest Mo. St. def. Makgale, Metro St., 6-4, 6-0; No. 4-Nilsson, Metro St. def. G. Sanchez, Northwest Mo. St., 6-2, 6-3; No. 5-Mulwanda, Northwest Mo. St. def. Schumacher, Metro St., 6-4, 6-2; No. 6-Suspended.

WEST REGIONAL—MAY 2-3

LAIE, HAWAII

UC Davis 5, Hawaii-Hilo 0
Doubles: No. 1-Greg Lee-Paul Dilloway, UC Davis def. Richard Korneck-Karl Moritz, Hawaii-Hilo, 8-1; No. 2-Ross Barasch-Kyle Trinosky, UC Davis def. Jarrod Dryer-Staffan Moritz, Hawaii-Hilo, 8-6; No. 3-Blake Roberts-Eric Holmes, UC Davis def. Chico Jung-Kevin Yamauchi, Hawaii-Hilo, 8-3.
Singles: No. 1-Lee, UC Davis def. Korneck, Hawaii-Hilo, 6-0, 6-4; No. 2-Suspended; No. 3-Suspended; No. 4-Suspended; No. 5-Suspended; No. 6-Eric Holmes, UC Davis def. Kevin Yamauchi, Hawaii-Hilo, 6-1, 6-1.

BYU-Hawaii 5, UC-Davis 2
Doubles: No. 1-Greg Lee-Paul Dilloway, UC Davis def. Peter Madarassy-Jan Krejci, BYU-Hawaii, 8-6; No. 2-Ross Barasch-Kyle Trinosky, UC Davis def. Wen-Lung Chang-Leon So'onalole, BYU-Hawaii, 8-6; No. 3-Eddie Merc-Daouda Ndiaye, BYU-Hawaii def. Blake Roberts-Eric Holmes, UC Davis, 8-5.
Singles: No. 1-Suspended; No. 2-Suspended; No. 3-Ndiaye, BYU-Hawaii def. Roberts, UC Davis, 6-3, 6-4; No. 4-Chang, BYU-Hawaii def. Barasch, UC Davis, 6-1, 6-0; No. 5-So'onalole, BYU-Hawaii def. Trinosky, UC Davis, 6-2, 6-0; No. 6-Merc, BYU-Hawaii def. Holmes, UC Davis, 6-2, 6-0.

AT SAN DIEGO, CALIFORNIA

Hawaii Pacific 7, UC San Diego 1
Doubles: No. 1-Mikael Maatta-Gabor Jaross, Hawaii Pacific def. Sameer Chopra-Bryan Swatt, UC San Diego, 8-5; No. 2-Blaz Jurjec-Jan Tribler, Hawaii Pacific def. Blake Wilson-Tomas Novak, UC San Diego, 8-4; No. 3-Michael Meyer-Sean Nagel, UC San Diego def. Sasa Pirc-Milos Koprivica, Hawaii Pacific, 8-2.
Singles: No. 1-Maatta, Hawaii Pacific def. Chopra, UC San Diego, 6-0, 6-1; No. 2-Jaross, Hawaii Pacific def. Meyer, UC San Diego, 6-4, 4-6, 6-4; No. 3-Jurjec, Hawaii Pacific def. Swatt, UC San Diego, 4-6, 6-4, 6-1; No. 4-Suspended; No. 5-Pirc, Hawaii Pacific def. B. Wilson-Hayden, UC San Diego, 6-3, 6-2; No. 6-Koprivica, Hawaii Pacific def. Jeff Wilson, UC San Diego, 6-4, 1-6, 7-6.

ROUND OF 16—MAY 8

ALTAMONTE SPRINGS, FLORIDA

Southwest Baptist 5, Kutztown 1
Doubles: No. 1-Mark Eori-Andras Bori, Southwest Baptist def. Johannes Wingerter-Velmurugan Annamalai, Kutztown, 8-1; No. 2-Johan Norjte-Dante Cipulli, Southwest Baptist def. Mukundan Nandakumar-Radoslaw Hlubinski, Kutztown, 8-3; No. 3-Alok Bhide-Ilja Semjonovs, Kutztown def. T.J. Martin-Peter Joos, Southwest Baptist, 8-3.
Singles: No. 1-Suspended; No. 2-Cipulli, Southwest Baptist def. Bhide, Kutztown, 6-2, 6-2; No. 3-Suspended; No. 4-Norjte, Southwest Baptist def. Annamalai, Kutztown, 6-2, 6-1; No. 5-Joos, Southwest Baptist def. Hlubinski, Kutztown, 6-2, 6-2; No. 6-Suspended.

Barry 5, Valdosta St. 2
Doubles: No. 1-Samir M'Bioka-Sebastian Losavio, Barry def. Marco Borges-Philipp Laucht, Valdosta St., 8-6; No. 2-Christoph Schneider-Norman Weidle, Valdosta St. def. Thomas Hipp-Gerold Wiring, Barry, 8-5; No. 3-Filip Norrman-Dirk Bennighaus, Barry def. Peter Kreutzfeldt-Andres von Michaelis, Valdosta St., 8-5 (6).
Singles: No. 1-M'Bioka, Barry def. Borges, Valdosta St., 6-4, 7-6; No. 2-Hipp, Barry def. Schneider, Valdosta St., 6-7 (4), 6-2, 6-3; No. 3-Wiring, Barry def. Kreutzfeldt, Valdosta St., 6-4, 6-0; No. 4-Suspended; No. 5-Suspended; No. 6-Weidle, Valdosta St. def. Bennighaus, Barry, 6-1, 6-3.

BYU-Hawaii 5, Lander 2
Doubles: No. 1-Tobias Edstrom-Emil Olsson, Lander def. Peter Madarassy-Jan Krejci, BYU-Hawaii, 9-7; No. 2-Wen-Lung Chang-Leon So'onalole, BYU-Hawaii def. Fredrik Hoglund-Geno Urbanovich, Lander, 8-4; No. 3-Carl Hesser-Tom van Ooij, Lander def. Eddie Merc-Daouda Ndiaye, BYU-Hawaii, 8-6.
Singles: No. 1-Suspended; No. 2-Suspended; No. 3-Hong-Tae Kim, BYU-Hawaii def. Edstrom, Lander, 6-0, 2-0 (retired); No. 4-Ndiaye, BYU-Hawaii def. Olsson, Lander, 6-4 (retired); No. 5-Chang, BYU-Hawaii def. Urbanovich, Lander, 6-4, 6-3; No. 6-So'onalole, BYU-Hawaii def. Ooij, Lande,r 6-4, 7-6 (3).

Northwood 5, Abilene Christian 0
Doubles: No. 1-Torsten Greif-Gerrit Lotz, Northwood def. Julien Curatella-Sal Taweel, Abilene Christian, 8-5; No. 2-Christian Valenthon-Marcus Blumberg, Northwood def. Evan Puglia-Jason Ray, Abilene Christian, 9-8 (5); No. 3-Thomas Menec-Fredrick Andersson, Northwood def. Trent Broach-Jason Purser, Abilene Christian, 8-6.
Singles: No. 1-Suspended; No. 2-Lotz, Northwood def. Broach, Abilene Christian, 6-3, 6-0; No. 3-Suspended; No. 4-Suspended; No. 5-Menec, Northwood def. Puglia, 6-0, 6-1; No. 6-Suspended.

Bloomsburg 5, Northwest Mo. St. 0
Doubles: No. 1-Kris Shumway-Brian Bogus, Bloomsburg def. Jon Sanchez-Jarrod Smith, Northwest Mo. St., 8-4; No. 2-Mike McGrath-Aleks Kalezic, Bloomsburg def. Lander Panera-Alen Horvat, Northwest Mo. St., 8-4; No. 3-Mark Velleck-Kurt Caster, Bloomsburg def. J.J. Mulwanda-Gorka Sanchez, Northwest Mo. St., 8-3.
Singles: No. 1-Suspended; No. 2-Suspended; No. 3-Suspended; No. 4-Suspended; No. 5-Bogus, Bloomsburg def. Mulwanda, Northwest Mo. St., 6-2, 6-3; No. 6-Caster, Bloomsburg def. Smith, Northwest Mo. St., 6-0, 6-1.

West Fla. 5, Rollins 0
Doubles: No. 1-Radovan Chrz-Daniel Steinhilber, West Fla. def. Mark Thompson-Carlos Custodio, Rollins, 8-6; No. 2-Fernando Damus-Guillaume Deverbizier, West Fla. def. Andrew Groslimond-Matt Umbers, Rollins, 8-3; No. 3-Mario Vergara-Paulius Jerkenas, West Fla. def. Drew Sipka-David Tafur, Rollins, 8-5.
Singles: No. 1-Suspended; No. 2-Suspended; No. 3-Suspended; No. 4-Suspended; No. 5-Steinhilber, West Fla. def. Tafur, Rollins, 6-4, 6-3; No. 6-Vergara, West Fla. def. Sipka, Rollins, 6-2, 6-3.

Hawaii Pacific 5, North Fla. 0
Doubles: No. 1-Mikael Maatta-Gabor Jaross, Hawaii Pacific def. Elliott Wood-Miguel Angelo, North Fla., 8-4; No. 2-Sasa Pirc-Matey Pampulov, Hawaii Pacific def. David Olave-Jesse McIntyre, North Fla., 8-4; No. 3-Jan Tribler-Blaz Jurjec, Hawaii Pacific def. Jose Terrera-Sheldon Simpson, North Fla., 9-7.
Singles: No. 1-Suspended; No. 2-Suspended; No. 3-Jaross, Hawaii Pacific def. Terrera, North Fla., 6-2, 6-4; No. 4-Suspended; No. 5-Suspended; No. 6-Pirc, Hawaii Pacific def. McIntrye, North Fla., 6-1, 6-4.

Drury 5, Ferris St. 1
Doubles: No. 1-Jeremy Blandin-Regnier Azevedo, Drury def. Jan Talian-Jason Cole, Ferris St., 8-5; No. 2-Francisco Valencia-Martin Hoch, Ferris St. def. Javier Llanes-Mattias Oddone, Drury, 8-4; No. 3-Hicham Fathi-Akos Tajta, Drury def. Jeff Stack-Mark Hammelman, Ferris St., 8-2.
Singles: No. 1-Suspended; No. 2-Fathi, Drury def. Valencia, Ferris St., 6-2, 3-0 (retired); No. 3-Suspended; No. 4-Suspended; No. 5-Azevedo, Drury def. Hammelman, Ferris St., 6-1, 6-1; No. 6-Younes Limam, Drury def. Ian Westermann, Ferris St., 6-0, 6-1.

QUARTERFINALS—MAY 9

Barry 5, Southwest Baptist 3
Doubles: Andras Bori-Mark Eori, Southwest Baptist def. Samir M'Bioka-Sebastian Losavio, Barry 8-3; Dante Cipulli-Johan Nortje, Southwest Baptist def. Thomas Hipp-Gerold Wiring, Barry, 8-4; Peter Joos-T.J. Martin, Southwest Baptist def. Dirk Bennighaus-Filip Norrman, Barry, 9-7.
Singles: No. 1-M'Bioka, Barry def. A. Bori, Southwest Baptist, 7-6 (7-5), 6-2; No. 2-Hipp, Barry def. Cipulli, Southwest Baptist, 3-6, 7-6, 6-3; No. 3-Suspended; No. 4-Losavio, Barry def. Nortje, Southwest Baptist, 6-4, 6-4; No. 5-Norrman, Barry def. Joos, Southwest Baptist, 6-2, 6-4; No. 6-Bennighaus, Barry def. Martin, Southwest Baptist, 6-3, 6-0.

BYU-Hawaii 5, Northwood 1
Doubles: No. 1-Jan Krejci-Peter Madarassy, BYU-Hawaii def. Torsten Greif-Gerrit Lotz, Northwood, 8-6; No. 2-Marcus Blumberg-Christian Valenthon, Northwood def. Jong Woong Yoon-Hong Tae Kim, BYU-Hawaii, 9-7; No. 3-Daouda Ndiaye-Wen-Lung Chang, BYU-Hawaii def. Tomas Menec-Fredrik Andersson, Northwood, 8-3.
Singles: No. 1-Krejci, BYU-Hawaii def. Greif, Northwood, 6-1, 6-4; No. 2-Suspended; No. 3-Yoon, BYU-Hawaii def. Blumberg, Northwood, 6-1, 6-2; No. 4-Suspended; No. 5-Suspended; No. 6-Chang, BYU-Hawaii def. Bastien Labarta, Northwood, 6-1, 6-2.

West Fla. 5, Bloomsburg 0
Doubles: No. 1-Radovan Chrz-Daniel Steinhilber, West Fla. def. Kris Shumway-Brian Bogus, Bloomsburg, 8-2; No. 2-Guillaume de Verbizier-Fernando Damus, West Fla. def. Mike McGrath-Aleks Kalezic, Bloomsburg, 8-3; No. 3-Paulius Jerkenas-Mario Vergara, West Fla. def. Mark Velleck-Kurt Caster, Bloomsburg, 8-0.
Singles: No. 1-Chrz, West Fla. def. Shumway, Bloomsburg, 6-1, 6-1; No. 2-Suspended; No. 3-Suspended; No. 4-Suspended; No. 5-Vergara, West. Fla. def. Bogus, Bloomsburg 6-2, 6-0; No. 6-Suspended.

Hawaii Pacific 5, Drury 2
Doubles: No. 1-Mikael Maatta-Matey Pampulov, Hawaii Pacific def. Jeremy Blandin-Regnier Azevedo, Drury, 9-7; No. 2-Gabor Jaross-Blaz Jurjec, Hawaii Pacific def. Javier Llanes-Matias Oddone, Drury, 9-7; No. 3-Jan Tribler-Sasa Pirc, Hawaii Pacific def. Hicham Fathi-Akos Tajta, Drury, 8-3.
Singles: No. 1-Maatta, Hawaii Pacific def. Blandin, Drury, 0-6, 6-3, 7-5; No. 2-Fathi, Drury def. Pampulov, Hawaii Pacific, 6-2, 6-1; No. 3-Jaross, Hawaii Pacific def. Llanes, Drury, 6-4, 6-3; No. 4-Suspended; No. 5-Suspended; No. 6-Younes Limam, Drury def. Pirc, Hawaii Pacific, 7-5, 7-6.

SEMIFINALS—MAY 10

BYU-Hawaii 5, Barry 2
Doubles: No. 1-Jan Krejci-Peter Madarassy, BYU-Hawaii def. Samir M'Bioka-Sebastian Losavio, Barry, 8-6; No. 2-Thomas Hipp-Gerold Wiring, Barry def. Jong Woong Yoon-Hong Tae Kim, BYU-Hawaii, 8-1; No. 3-Daouda Ndiaye-Wen-Lung Chang, BYU-Hawaii def. Dirk Bennighaus-Filip Norrman, Barry, 8-2.
Singles: No. 1-Suspended; No. 2-Madarassy, BYU-Hawaii def. Hipp, Barry, 6-3, 6-2; No. 3-Suspended; No. 4-Losavio, Barry def. Kim, BYU-Hawaii, 6-1, 6-4; No. 5-Ndiaye, BYU-Hawaii def. Norrman, Barry, 6-2, 6-3; No. 6-Chang, BYU-Hawaii def. Bennighaus, Barry, 3-6, 6-0, 6-1.

Hawaii Pacific 5, West Fla. 0
Doubles: No. 1-Mikael Maatta-Gabor Jaross, Hawaii Pacific def. Radovan Chrz-Daniel Steinhilber, West Fla., 9-8 (5); No. 2-Sasa Pirc-Matey Pampulov, Hawaii Pacific def. Guillaume de Verbizier-Fernando Damus, West Fla., 8-6; No. 3-Jan Tribler-Blaz Jurjec, Hawaii Pacific def. Paulius Jerkenas-Mario Vergara, West Fla., 8-5.
Singles: No. 1-Suspended; No. 2-Suspended; No. 3-Suspended; No. 4-Jurjec, Hawaii Pacific def. Jerkenas, West Fla., 6-1, 6-2; No. 5-Tribler, Hawaii Pacific def. Vergara, West Fla., 6-1, 6-1; No. 6-Suspended.

CHAMPIONSHIP—MAY 12

BYU-Hawaii 5, Hawaii Pacific 4
Doubles: No. 1-Jan Krejci-Peter Madarassy, BYU-Hawaii def. Mikael Maatta-Gabor Jaross, Hawaii Pacific, 9-7; No. 2-Matey Pampulov-Sasa Pirc, Hawaii Pacific def. Jong Woong Yoon-Hong Tae Kim, BYU-Hawaii, 8-5; No. 3-Daouda Ndiaye-Wen-Lung Chang, BYU-Hawaii def. Jan Tribler-Blaz Jurjec, Hawaii Pacific, 8-5.
Singles: No. 1-Krejci, BYU-Hawaii def. Maatta, Hawaii Pacific, 6-1, 4-6, 6-2; No. 2-Madarassy, BYU-Hawaii def. Pampulov, Hawaii Pacific, 7-5, 6-3; No. 3-Jaross, Hawaii Pacific def. Yoon, BYU-Hawaii, 3-6, 6-3, 6-3; No. 4-Kim, BYU-Hawaii def. Juriec, Hawaii Pacific, 6-4, 6-2; No. 5-Tribler, Hawaii Pacific def. Ndiaye, BYU-Hawaii, 6-3, 6-2; No. 6-Pirc, Hawaii Pacific def. Chang, BYU-Hawaii, 2-6, 7-6 (3), 6-4.

History

Team Results

Year	Champion	Coach	Points/Score	Runner-Up	Host or Site
1963	Cal St. L.A.	Scotty Deeds	9-7	Southern Ill.	Washington (Mo.)
1964	Cal St. L.A.	Scotty Deeds	15	DePauw	
	Southern Ill.	Carl Sexton	15		
1965	Cal St. L.A.	Scotty Deeds	20-16	Redlands	Cal St. L.A.
1966	Rollins	Norm Copeland	17-12	Cal St. L.A.	Sewanee
			12	Long Beach St.	
1967	Long Beach St.	Dan Campbell	18-14	Lamar	Chicago
1968	Fresno St.	Richard Murray	19-14	Cal St. L.A.	Ft. Worth, Texas
1969	Cal St. Northridge	Dave Sterle	17-16	Truman	East Stroudsburg
1970	UC Irvine	Myron McNamara	25-12	Cal Poly	Cal St. Hayward
1971	UC Irvine	Myron McNamara	25-22	Rollins	DePauw
1972	UC Irvine	Myron McNamara	22	Kalamazoo	
	Rollins	Norm Copeland	22		
1973	UC Irvine	Myron McNamara	28-17	Cal Poly	East Stroudsburg
1974	San Diego	Hans Wichary	25-20	UC Irvine	UC Irvine
1975	UC Irvine	Myron McNamara	22	Colorado-St. Pueblo	
	San Diego	Hans Wichary	22		
1976	Hampton	Robert Screen	23-18	UC Irvine	Northwest Mo. St.
1977	UC Irvine	Myron McNamara	20-15	SIU Edwardsville	San Diego
1978	SIU Edwardsville	Kent DeMars	14-12	Hampton	San Diego
			12	San Diego	
1979	SIU Edwardsville	Kent DeMars	21-15	San Diego	Ark.-Little Rock
1980	SIU Edwardsville	Kent DeMars	24-12	Nicholls St.	SIU Edwardsville
1981	SIU Edwardsville	Kent DeMars	22-12	Rollins	Ark.-Little Rock
			12	Texas St.	
1982	SIU Edwardsville	Kent DeMars	22-13	Cal St. Bakersfield	Florida Int'l
1983	SIU Edwardsville	Kent DeMars	5-4	Texas St.	Texas St.
1984	SIU Edwardsville	Kent DeMars	5-4	Texas St.	Texas St.
1985	Chapman	Mike Edles	5-4	Hampton	Cal St. Northridge
1986	Cal Poly	Hugh Bream	5-4	Chapman	Cal St. Northridge
1987	Chapman	Mike Edles	5-1	Hampton	Cal St. Northridge
1988	Chapman	Mike Edles	5-2	Hampton	Sonoma St.
1989	Hampton	Robert Screen	5-1	Cal Poly	Southwest Baptist
1990	Cal Poly	Kevin Platt	5-4	UC Davis	SIU Edwardsville
1991	Rollins	Norm Copeland	5-3	Cal Poly	Central Okla.
1992	UC Davis	John Nelson	5-1	Hampton	Central Okla.
1993	Lander	Joe Cabri	5-2	Hampton	Central Okla.
1994	Lander	Joe Cabri	5-3	Hampton	Southwest Baptist
1995	Lander	Joe Cabri	4-2	North Fla.	UC Davis
1996	Lander	Joe Cabri	4-1	Rollins	Central Okla.
1997	Lander	Joe Cabri	5-1	West Fla.	Springfield, Mo.
1998	Lander	Joe Cabri	5-1	Barry	Springfield, Mo.
1999	Lander	Joe Cabri	5-1	Barry	West Fla.
2000	Lander	Joe Cabri	5-2	Hawaii Pacific	West Fla.
2001	Rollins	Jim Poling	5-0	Hawaii Pacific	West Fla.
2002	BYU-Hawaii	David Porter	5-4	Drury	Kansas City, Mo.
2003	BYU-Hawaii	David Porter	5-4	Hawaii Pacific	Altamore Springs, Fla.

(Note: Before 1983, individual wins were counted in the team's total points. Beginning in 1983, a dual-match, single-elimination team championship was initiated, eliminating the points system.)

TEAM CHAMPIONSHIPS

(Note: Totals include co-championships.)
Lander 8, SIU Edwardsville 7, UC Irvine 6, Rollins 4, Cal St. L.A. 3, Chapman 3, Cal Poly 2, Hampton 2, San Diego 2, BYU-Hawaii, UC Davis, Cal St. Northridge, Fresno St., Long Beach St., Southern Ill., 1 each.

SINGLES CHAMPIONSHIPS
SIU Edwardsville 7, Cal St. L.A. 4, UC Irvine 3, Armstrong St. 2, Rollins 2, San Diego 2, Stephen F. Austin 2, UC Davis 2, Bloomsburg, Cal St. Northridge, Chapman, Chattanooga, Hampton, Lamar, Samford, Tenn.-Martin, 1 each.

DOUBLES CHAMPIONSHIPS
SIU Edwardsville 5, UC Irvine 4, Rollins 3, Long Beach St. 2, San Diego 2, UC Davis 2, Cal Poly, Cal Poly Pomona, UC Santa Barb., Cal St. L.A., Cal St. Northridge, Chapman, Ferris St., Fresno St., Hampton, Lander, Redlands, Stephen F. Austin, Texas St., Tenn.-Martin, 1 each.

Championships Records

(Note: No doubles team has won more than one title; however, Fred Suessmann, Long Beach St. [1966-67]; John Lowman, Rollins [1971-72]; Juan Farrow, SIU Edwardsville [1979-80]; and Ken Flach, SIU Edwardsville [1982-83] have won two doubles titles with different partners.)

NUMBER OF INDIVIDUAL TITLES, CAREER
5—Juan Farrow, SIU Edwardsville (singles 1977-78-80, doubles 1979-80); Ken Flach, SIU Edwardsville (singles 1981-82-83, doubles 1982-83).

NUMBER OF SINGLES TITLES, CAREER
3—Juan Farrow, SIU Edwardsville (1977-78-80); Ken Flach, SIU Edwardsville (1981-82-83).

Individual Champions

(Note: Individual championships discontinued beginning in 1995.)

SINGLES

1963 Gil Rodriguez, Cal St. L.A.
1964 Gary Johnson, Cal St. L.A.
1965 Gary Johnson, Cal St. L.A.
1966 George Dickinson, Chattanooga
1967 Sherwood Stewart, Lamar
1968 Bob Delgado, Cal St. L.A.
1969 Steve Messmer, Cal St. Northridge
1970 Earl O'Neill, UC Irvine
1971 Bob Chappell, UC Irvine
1972 Charlie Owens, Samford
1973 Bob Chappell, UC Irvine
1974 Andy Rae, San Diego
1975 Andy Rae, San Diego
1976 Tim Monroe, UC Davis
1977 Juan Farrow, SIU Edwardsville
1978 Juan Farrow, SIU Edwardsville
1979 Arjun Fernando, SIU Edwardsville
1980 Juan Farrow, SIU Edwardsville
1981 Ken Flach, SIU Edwardsville
1982 Ken Flach, SIU Edwardsville

1983 Ken Flach, SIU Edwardsville
1984 Steve Riza, Stephen F. Austin
1985 Brian Talgo, Rollins
1986 Neil Smith, Stephen F. Austin
1987 Pat Emmet, Rollins

1988 Miles Walker, Chapman
1989 Mark Billone, Bloomsburg
1990 Luciano D'Andrea, Tenn.-Martin
1991 Pradeep Raman, Armstrong St.
1992 Philipp Schertel, Armstrong St.

1993 Mark Segesta, UC Davis
1994 Roberto Cavalcante, Hampton

DOUBLES

1963 Gil Rodriguez and John Lee, Cal St. L.A.
1964 Don Gaynor and Lee Reid, UC Santa Barb.
1965 John Yeomans and Bill Schoen, Redlands
1966 Fred Suessmann and Ken Stuart, Long Beach St.
1967 Fred Suessmann and Dennis Trout, Long Beach St.

1968 Jim Powers and Gary Ogden, Fresno St.
1969 Steve Messmer and George Benedict, Cal St. Northridge
1970 Gregg Jablonski and Charles Nachand, UC Irvine
1971 Ron Lague and John Lowman, Rollins
1972 John Lowman and Mike Strickland, Rollins

1973 Bob Chappell and Glenn Cripe, UC Irvine
1974 Andy Rae and Russell Watts, San Diego
1975 Scott Carnahan and Bob Wright, UC Irvine
1976 Roger de Santis Guedes and Bruce Foxworth, Hampton
1977 Jeff Williams and Curt Stalder, UC Irvine

1978 Par Svensson and Rick Goldberg, San Diego
1979 Juan Farrow and Arjun Fernando, SIU Edwardsville
1980 Juan Farrow and Hugo Nunez, SIU Edwardsville
1981 Brian Lusson and Bart Bernstein, Texas St.
1982 Ken Flach and Doug Burke, SIU Edwardsville

1983 Ken Flach and Robert Seguso, SIU Edwardsville
1984 Johan Sjogren and Dave Delseni, SIU Edwardsville
1985 Tom Goles and Chris Langford, Stephen F. Austin
1986 Paul Landry and Bob Zoller, Cal Poly
1987 Paul Wekesa and Barry Hancock, Chapman

1988 Robert Green and Barry Pelts, Rollins
1989 Aga Soemarno and Kurt Hammerschmidt, Ferris St.
1990 Luciano D'Andrea and Vesa Ponkka, Tenn.-Martin
1991 Mark Segesta and Dave Allen, UC Davis
1992 Steve Summer and Jeff McCann, UC Davis

1993 Steve Kobold and Oscar Mancisidor, Cal Poly Pomona
1994 Lee Holyoak and Brett Simpson, Lander

Won-Lost Records in Tournament Play (since 1983)

Team (Years Participated)	Yrs.	Won	Lost	Pct.	1st	2nd	3rd	4th
Abilene Christian (1990-94-95-96-97-98-99-2000-01-02-03)	11	13	11	.542	0	0	0	0
Adelphi (2003)	1	0	1	.000	0	0	0	0
Ala. Huntsville (1999-2000)	2	0	2	.000	0	0	0	0
Anderson (S.C.) (2000-01-02-03)	4	4	4	.500	0	0	0	0
Armstrong Atlantic (1991-92-95-96-97-98-99-2000-01-02-03)	11	19	13	.594	0	0	0	2
Assumption (2000-01-02-03)	4	3	4	.429	0	0	0	0
Augusta St. (1997-98-2000-01)	4	1	4	.200	0	0	0	0
Barry (1995-96-97-98-99-2000-01-02-03)	9	19	11	.633	0	2	1	2
Barton (1997-98-2001)	3	2	3	.400	0	0	0	0
Belmont Abbey (1999-2000-01)	3	4	3	.571	0	0	0	0
Bentley (1995-96)	2	0	2	.000	0	0	0	0
Binghamton (1999)	1	0	1	.000	0	0	0	0
Bloomsburg (1989-90-91-95-96-97-98-99-2000-01-02-03)	12	8	12	.400	0	0	0	0
BYU-Hawaii (1999-2000-01-02-03)	5	15	4	.790	2	0	0	1
Bryant (1996-2003)	2	0	2	.000	0	0	0	0
UC Davis (1986-87-89-90-91-92-93-95-96-97-98-99-2000-01-02-03)	16	18	16	.529	1	1	3	1
UC Riverside (1988-90-92-95-96-97-98)	7	2	7	.222	0	0	1	0
UC San Diego (2001-02-03)	3	2	3	.400	0	0	0	0
Cal Poly (1984-85-86-87-88-89-90-91-92-93-94)	11	17	10	.630	2	2	3	1
Cal Poly Pomona (1994-95-96-97-98-2000-01-02)	9	5	8	.385	0	0	0	0
Cal St. Bakersfield (1987-91)	2	0	2	.000	0	0	0	0
Cal St. Hayward (1983-84-85-87)	4	4	4	.500	0	0	2	0
Cal St. L.A. (1995-96-97)	3	3	3	.500	0	0	0	0
Cameron (1995-96-97-98-99-2000-01-02-03)	9	4	9	.308	0	0	0	0
Carson-Newman (1998-99-2000)	3	1	3	.250	0	0	0	0
Catawba (1996-98-2001-02-03)	5	1	5	.167	0	0	0	0
UCF (1983)	1	0	1	.000	0	0	0	0
Central Okla. (1995-96-97-98-99-2000-01-02-03)	8	7	8	.467	0	0	0	0
Chapman (1983-84-85-86-87-88-89-90)	8	12	8	.600	2	2	0	2
Charleston (W.Va.) (1996-97)	2	2	2	.500	0	0	0	0
UC-Colo. Spgs. (2000-03)	2	0	2	.000	0	0	0	0
Colorado Mines (2000-01-02-03)	4	2	4	.333	0	0	0	0
Colorado St.-Pueblo (1995-96-97-98-2002)	5	2	5	.286	0	0	0	0
Columbus St. (1995-97-98-99-2000)	6	2	6	.250	0	0	0	0
Concordia (N.Y.) (1995-98-99-2000-01-02-03)	6	5	7	.417	0	0	0	0
Delta St. (1999-2000-01-03)	4	0	4	.000	0	0	0	0
Denver (1996)	1	0	1	.000	0	0	0	0
Dowling (2000-02)	2	0	2	.000	0	0	0	0
Drury (1998-99-2000-01-02-03)	6	18	6	.750	0	1	1	0
Eckerd (1996-99-2001-02-03)	5	5	5	.500	0	0	0	0
Elon (1994-95-96-97)	4	1	4	.200	0	0	0	0
Erskine (1995-98-2000-01)	3	4	3	.571	0	0	0	0
Ferris St. (1985-88-91-98-99-2000-01-02-03)	9	8	9	.471	0	0	0	0
Fla. Southern (1996-97-98-99-2000-01-02-03)	8	14	8	.636	0	0	1	0
Fort Valley St. (2003)	1	0	1	.000	0	0	0	0
Francis Marion (1995-96-97-98-99-2000-01-02-03)	8	7	9	.438	0	0	0	0
Franklin Pierce (2002-03)	2	0	2	.000	0	0	0	0
GC&SU (1995-96-97-98-99)	4	4	5	.444	0	0	0	0
Hampton (1983-84-85-86-87-88-89-92-93-94)	10	20	10	.667	2	5	1	2
Harding (1998-2001-02-03)	4	0	4	.000	0	0	0	0
Hawaii-Hilo (1997-98-99-2000-02-03)	6	2	6	.250	0	0	0	0
Hawaii Pacific (1999-2000-01-02-03)	5	17	5	.773	0	3	0	0
High Point (1996-97)	2	1	2	.333	0	0	0	0
Incarnate Word (2001-02-03)	3	4	3	.571	0	0	0	0
Indianapolis (1997-2000-01-03)	4	0	4	.000	0	0	0	0
Johnson Smith (2002-03)	2	0	2	.000	0	0	0	0
Kutztown (1998-99-2000-01-02-03)	6	5	6	.455	0	0	0	0
Lander (1993-94-95-96-97-98-99-2000-01-02-03)	11	40	4	.909	8	0	0	1

Team (Years Participated)	Yrs.	Won	Lost	Pct.	1st	2nd	3rd	4th
Lees-McRae (1997-98-99-2000-01-02-03)	7	8	7	.533	0	0	0	0
Lincoln Memorial (1997-98-99-2000-03)	5	1	5	.167	0	0	0	0
Lynn (1997-98-99-2000-03)	5	6	5	.546	0	0	1	0
Mars Hill (1995-2000)	2	0	2	.000	0	0	0	0
Mercyhurst (1995)	1	2	1	.667	0	0	0	0
Mesa St. (1997)	1	0	1	.000	0	0	0	0
Metro St. (1999-2000-01-02-03)	5	4	5	.444	0	0	0	0
Midwestern St. (1998-99-2000-01-02-03)	6	6	6	.500	0	0	0	0
Millersville (1995-96-97-98-99-2000-01-02)	8	6	8	.429	0	0	0	0
Mo.-St. Louis (2002-03)	2	0	2	.000	0	0	0	0
Morehouse (1998-99-2000-01-02-03)	6	0	6	.000	0	0	0	0
Neb.-Kearney (1997-99-2000)	3	0	3	.000	0	0	0	0
Norfolk St. (1995)	1	2	1	.667	0	0	0	0
North Ala. (1995-97-98-99-2001-02)	6	1	6	.143	0	0	0	0
North Fla. (1995-96-97-98-99-2000-01-02-03)	9	17	9	.654	0	1	1	0
Northeastern St. (1999-2000)	2	1	2	.333	0	0	0	0
Northern Colo. (2001-02-03)	3	1	3	.250	0	0	0	0
Northern Ky. (2002-03)	2	1	2	.333	0	0	0	0
Northwest Mo. St. (1995-96-97-2000-01-02-03)	7	6	7	.462	0	0	0	0
Northwood (1995-96-97-98-99-2000-01-02-03)	9	22	10	.688	0	0	1	1
Ouachita Baptist (1998-99-2000-01-02-03)	6	13	6	.684	0	0	1	0
Pfeiffer (1996-97)	2	2	2	.500	0	0	0	0
Presbyterian (1996-97-98-99-2001-02-03)	7	2	7	.222	0	0	0	0
Queens (N.C.) (1999)	1	0	1	.000	0	0	0	0
Queens (N.Y.) (2002-03)	2	0	2	.000	0	0	0	0
St. Cloud St. (2001)	1	0	1	.000	0	0	0	0
Rollins (1983-84-85-86-87-88-89-90-91-92-93-94-95-96-97-98-99-2000-01-02-03)	21	32	23	.582	2	1	3	4
Rockhurst (2001-02-03)	3	0	3	.000	0	0	0	0
St. Cloud St. (2002-03)	2	0	2	.000	0	0	0	0
St. Edward's (2000-01-03)	3	3	3	.500	0	0	0	0
St. Mary's (Tex.) (2002)	1	0	1	.000	0	0	0	0
Shepherd (2002-03)	2	0	2	.000	0	0	0	0
Slippery Rock (1995)	1	1	1	.500	0	0	0	0
Sonoma St. (2000-01)	2	0	2	.000	0	0	0	0
SIU Edwardsville (1983-84-88-89-93-95-97)	7	8	5	.615	2	0	0	0
S.C.-Aiken (1997-98-99-2000-01)	5	1	5	.167	0	0	0	0
S.C.-Spartanburg (1992-95-96-2001-02-03)	6	4	6	.400	0	0	0	0
Southeastern Okla. (2002)	1	0	1	.000	0	0	0	0
Southern Ind. (2000-01-02-03)	4	1	4	.200	0	0	0	0
Southwest Baptist (1988-89-90-91-92-93-94-95-96-98-99-2000-03)	13	7	14	.333	0	0	0	1
Stephen F. Austin (1984-85-86)	3	0	3	.000	0	0	0	0
Stony Brook (1997)	1	0	1	.000	0	0	0	0
Tenn.-Martin (1985-86-87)	3	0	3	.000	0	0	0	0
Texas St. (1983-84)	2	4	2	.667	0	2	0	0
Tex. Wesleyan (2000-01)	2	2	2	.500	0	0	0	0
Troy St. (1993)	1	0	1	.000	0	0	0	0
Truman (1983-97-2000-01)	4	0	4	.000	0	0	0	0
Tusculum (2002-03)	2	0	2	.000	0	0	0	0
Valdosta St. (1986-95-96-97-98-99-2000-01-02-03)	10	15	10	.600	0	0	0	2
Washburn (1995-96-97-98-2003)	5	2	5	.286	0	0	0	0
Wayne St. (Mich.) (2002-03)	2	2	2	.500	0	0	0	0
West Ala. (1997)	1	0	1	.000	0	0	0	0
West Fla. (1997-98-99-2000-01-02-03)	7	17	7	.708	0	1	2	0
West Tex. A&M (1995-96-97-98-99-2000-01)	7	6	7	.462	0	0	0	0
West Va. Wesleyan (2002)	1	0	1	.000	0	0	0	0
Wingate (2000-02)	2	0	2	.000	0	0	0	0

All-Time Team Results

1983 Quarterfinals: SIU Edwardsville 6, Truman 0; Cal St. Hayward 5, Chapman 4; Texas St. 6, Rollins 3; Hampton 6, UCF 3. **Semifinals:** SIU Edwardsville 7, Hampton 0; Texas St. 6, Cal St. Hayward 3. **Third Place:** Cal St. Hayward 5, Hampton 4. **Championship:** SIU Edwardsville 5, Texas St. 4.

1984 Quarterfinals: Hampton 5, Cal Poly 1; SIU Edwardsville 5, Rollins 1; Texas St. 5, Cal St. Hayward 1; Chapman 5, Stephen F. Austin 1. **Semifinals:** SIU Edwardsville 5, Chapman 4; Texas St. 6, Hampton 3. **Third Place:** Hampton 6, Chapman 3. **Championship:** SIU Edwardsville 5, Texas St. 4.

1985 Quarterfinals: Chapman 5, Stephen F. Austin 1; Rollins 7, Tenn.-Martin 2; Cal Poly 6, Ferris St. 0; Hampton 5, Cal St. Hayward 4. **Semifinals:** Chapman 5, Rollins 1; Hampton 6, Cal Poly 3. **Third Place:** Cal Poly 5, Rollins 4. **Championship:** Chapman 5, Hampton 4.

1986 Quarterfinals: Cal Poly 5, Stephen F. Austin 4; Hampton 6, Valdosta St. 0; Chapman 5, Rollins 2; UC Davis 5, Tenn.-Martin 1. **Semifinals:** Chapman 5, UC Davis 4; Cal Poly 5, Hampton 1. **Third Place:** UC Davis 5, Hampton 4. **Championship:** Cal Poly 5, Chapman 4.

1987 Quarterfinals: Hampton 5, UC Davis 1; Rollins 5, Cal Poly 4; Cal St. Hayward 5, Cal St. Bakersfield 1; Chapman 5, Tenn.-Martin 2. **Semifinals:** Hampton 5, Rollins 4; Chapman 6, Cal St. Hayward 0. **Third Place:** Cal St. Hayward 5, Rollins 4. **Championship:** Chapman 5, Hampton 1.

1988 Quarterfinals: Rollins 5, UC Riverside 1; Cal Poly 6, Southwest Baptist 0; Chapman 5, Ferris St. 2; Hampton 5, SIU Edwardsville 3. **Semifinals:** Chapman 5, Rollins 3; Hampton 5, Cal Poly 2. **Third Place:** Cal Poly 5, Rollins 3. **Championship:** Hampton 5, Chapman 2.

1989 Quarterfinals: UC Davis 5, Rollins 3; Cal Poly 5, Southwest Baptist 2; Chapman 5, SIU Edwardsville 4; Hampton 5, Bloomsburg 1. **Semifinals:** Cal Poly 5, UC Davis 4; Hampton 5, Chapman 1. **Third Place:** UC Davis 5, Chapman 3. **Championship:** Hampton 5, Cal Poly 1.

1990 Quarterfinals: UC Davis 5, Abilene Christian 1; UC Riverside 5, Bloomsburg 3; Southwest Baptist 6, Chapman 0; Cal Poly 5, Rollins 1. **Semifinals:** UC Davis 5, UC Riverside 1; Cal Poly 5, Southwest Baptist 1. **Third Place:** UC Riverside 5, Southwest Baptist 3. **Championship:** Cal Poly 5, UC Davis 4.

1991 Quarterfinals: Cal Poly 5, Ferris St. 1; Armstrong Atlantic 5, Cal St. Bakersfield 2; Rollins 5, Bloomsburg 2; UC Davis 5, Southwest Baptist 1. **Semifinals:** Cal Poly 5, Armstrong Atlantic 0; Rollins 5, UC Davis 4. **Third Place:** UC Davis 5, Armstrong Atlantic 4. **Championship:** Rollins 5, Cal Poly 3.

1992 Quarterfinals: Rollins 5, UC Riverside 1; Hampton 5, S.C.-Spartanburg 2; UC Davis 5, Southwest Baptist 1; Cal Poly 5, Armstrong Atlantic 2. **Semifinals:** Hampton 5, Rollins 4; UC Davis 5, Cal Poly 2. **Third Place:** Cal Poly 5, Rollins 1. **Championship:** UC Davis 5, Hampton 1.

1993 Quarterfinals: Lander 5, Cal Poly 3; UC Davis 5, Troy St. 1; Rollins 5, Southwest Baptist 0; Hampton 6, SIU Edwardsville 0. **Semifinals:** Lander 5, UC Davis 1; Hampton 5, Rollins 2. **Third Place:** Rollins 5, UC Davis 4. **Championship:** Lander 5, Hampton 2.

1994 Quarterfinals: Cal Poly 5, Southwest Baptist 3; Rollins 5, Elon 3; Lander 5, Cal Poly Pomona 0; Hampton 5, Abilene Christian 0. **Semifinals:** Hampton 5, Rollins 0; Lander 5, Cal Poly 0. **Third Place:** Rollins 5, Cal Poly 1. **Championship:** Lander 5, Hampton 3.

1995 Regionals: East—Slippery Rock 7, Bentley 0; Mercyhurst 4, Concordia (N.Y.) 0; Mercyhurst 4, Slippery Rock 3 (Mercyhurst advances). Norfolk St. 4, Wingate 0; Millersville 4, Mars Hill 2; Norfolk St. 5, Millersville 1 (Norfolk St. advances). **South—**S.C. Spartanburg 4, North Ala. 2; Armstrong Atlantic 4, Francis Marion 0; Armstrong Atlantic 4, S.C. Spartanburg 0 (Armstrong Atlantic advances). Barry 4, Erskine 1; Rollins 7, Columbus St. 0; Rollins 4, Barry 1 (Rollins advances). **Midwest—**Northwest Mo. St. 4, Washburn 0; Southwest Baptist 4, Cameron 2; Northwest Mo. St. 4, Southwest Baptist 1 (Northwest Mo. St. advances). West Tex. A & M 5, Central Okla. 2; SIU Edwardsville 4, Colorado-St. Pueblo 3; SIU Edwardsville 4 West Tex. A & M 1 (SIU Edwardsville advances). **West—**Cal St. L.A. 4, UC Riverside 1; Cal Poly Pomona 4, Cal St. L.A. 0 (Cal Poly Pomona advances). **First Round:** Lander 4, Mercyhurst 0; Armstrong Atlantic 4, Elon 2; UC Davis 4, Northwood 3; Valdosta St. 4, Bloomsburg 0; GC&SU 4, Northwest Mo. St. 1; Rollins 4, SIU Edwardsville 3; Abilene Christian 5, Cal Poly Pomona 0; North Fla. 4, Norfolk St. 0. **Quarterfinals:** Lander 4, Armstrong Atlantic 0; Valdosta St. 4, UC Davis 0; Rollins 4, GC&SU 1; North Fla. 4, Abilene Christian 3. **Semifinals:** Lander 4, Valdosta St. 1; North Fla. 4, Rollins 2. **Third Place:** Rollins 4, Valdosta St. 3. **Championship:** Lander 4, North Fla. 2.

1996 Regionals: East—Catawba 4, High Point 3; Pfeiffer 4, Presbyterian 2; Pfeiffer 4, Catawba 2 (Pfeiffer advances). Millersville 6, Bentley 1; Charleston (W.Va.) 5, Bryant 2; Millersville 4, Charleston (W.Va.) 0 (Millersville advances). **Midwest—**West Tex. A&M 5, Southwest Baptist 0; Colorado-St. Pueblo 4, Cameron 3; West Tex. A&M 4, Colorado-St. Pueblo 3 (West Tex. A&M advances). Northwood 4, Washburn 1; Northwest Mo. St. 4, Denver 0; Northwood 4, Northwest Mo. St. 0 (Northwood advances). **South—**S.C.-Spartanburg 4, Eckerd 0; Valdosta St. 4, Fla. Southern 3; S.C.-Spartanburg 4, Valdosta St. 1 (S.C.-Spartanburg advances). Armstrong St. 5, Columbus 2; GC&SU 4, Francis Marion 0; Armstrong St. 4, GC&SU 2 (Armstrong St. advances). **West—**Cal St. L.A. 4, UC Riverside 0; Cal Poly Pomona 4, Cal St. L.A. 0 (Cal Poly Pomona advances). **First Round:** Rollins 4, Pfeiffer 0; Elon 4, UC Davis 3; Abilene Christian 4, Armstrong Atlantic 2; Barry 4, S.C.-Spartanburg 0; Lander 4, Millersville 0; Bloomsburg 4, West Tex. A&M 2; Central Okla. 4, Cal Poly Pomona 1; North Fla. 4, Northwood 1. **Quarterfinals:** Rollins 4, Elon 2; Barry 4, Abilene Christian 1; Lander 4, Bloomsburg 1; North Fla. 4, Central Okla. 2. **Semifinals:** Rollins 4, Barry 3; Lander 4, North Fla. 0. **Third Place:** North Fla. 4, Barry 3. **Championship:** Lander 4, Rollins 1.

1997 Regionals: East—Charleston (W.Va.) 5, Stony Brook 3; Lees-McRae 5, Millersville 2; Lees-McRae 5, Charleston (W.Va.) 2 (Lees-McRae advances). Barton 5, Pfeiffer 0; High Point 5, Presbyterian 3; Barton 5, High Point 2 (Barton advances). **Midwest—**Northwood 5, Indianapolis 0; Northwest Mo. St. 5, Truman 4; Northwood 5, Northwest Mo. St. 1. (Northwood advances). West Tex. A&M 5, Neb.-Kearney 0; Cameron 5, Colorado-St. Pueblo 2; West Tex. A&M 5, Cameron 1 (West. Tex. A&M advances). Central Okla. 5, Mesa St. 2; Washburn 5, SIU Edwardsville 4; Central Okla. 5, Washburn 3 (Central Okla. advances). **South—**North Fla. 5, S.C.-Aiken 0; Armstrong Atlantic 5, GC&SU 0; Armstrong Atlantic 5, North Fla. 4 (Armstrong Atlantic advances). Rollins 5, Francis Marion 3; Barry 5, Rollins 3 (Barry advances). Fla. Southern 5, West Ala. 2; Valdosta 5, Columbus St. 2; Valdosta St. 5, Fla. Southern 4 (Valdosta St. advances). West Fla. 5, Lincoln Memorial 0; Augusta St. 5, North Ala. 1; West Fla. 5, Augusta St. 0 (West. Fla. advances). **West—**Cal Poly Pomona 5, UC Riverside 0; Cal St. L.A. 5, Hawaii-Hilo 3; Cal Poly Pomona 5, Cal St. L.A. 4 (Cal Poly Pomona advances). **First Round:** Lander 5, Central Okla. 1; Armstrong Atlantic 5, West Tex. A&M 1; Bloomsburg 5, UC Davis 1; Barry 5, Lees-McRae 0; West Fla. 5, Barton 0; Northwood 5, Valdosta St. 4; Abilene Christian 5, Elon 0; Lynn 5, Cal Poly Pomona 0. **Quarterfinals:** Lander 5, Armstrong Atlantic 0; Barry 5, Bloomsburg 3; West Fla. 5, Northwood 0; Lynn 5, Abilene Christian 2. **Semifinals:** Lander 5, Barry 1; West Fla. 5, Lynn 2. **Third Place:** Lynn 5, Barry 4. **Championship:** Lander 5, West Fla. 1.

1998 Regionals: East—Concordia (N.Y.) 5, Kutztown 4; Erskine 5, Millersville 2; Erskine 5, Concordia (N.Y.) 2 (Erskine advances). Presbyterian 5, Barton 2; Carson-Newman 5, Catawba 4; Presbyterian 5, Carson-Newman 0 (Presbyterian advances). **Midwest—**Abilene Christian 5, Washburn 0; Drury 5, Cameron 1; Abilene Christian 5, Cameron 1 (Abilene Christian advances). Ouachita Baptist 5, Midwestern St. 1; Colorado-St. Pueblo 5, Harding 1; Ouachita Baptist 6, Colorado-St. Pueblo 1 (Ouachita Baptist advances). Southwest Baptist 5, Ferris St. 2; Central Okla. 5, West Tex. A&M 4; Central Okla. 5, Southwest Baptist 2 (Central Okla. advances). **South—**Lynn 9, Morehouse 0; Francis Marion 5, North Ala. 0; Francis Marion 5, Lynn 4 (Francis Marion advances). Fla. Southern 5, Lincoln Memorial 0; GC&SU 5, Augusta St. 0; Fla. Southern 5, GC&SU 2 (Fla. Southern advances). North Fla. 5, Columbus St. 4; Rollins 5, North Fla. 4 (Rollins advances). Valdosta St. 5, S.C.-Aiken 0; West Fla. 5, Valdosta St. 2 (West Fla. advances). **West—**UC Davis 5, UC Riverside 0; Hawaii-Hilo 5, Cal Poly Pomona 4; Hawaii-Hilo 5, UC Davis 4 (Hawaii-Hilo advances). **First Round:** Lander 5, Hawaii-Hilo 0; Central Okla. 5, Rollins 2; Abilene Christian 5, Francis Marion 2; Fla. Southern 5, Lees-McRae 0; Armstrong Atlantic 5, Presbyterian 1; Northwood 5, Bloomsburg 0; Ouachita Baptist 5, West Fla. 4; Barry 6, Erskine 0. **Quarterfinals:** Lander 5, Central Okla. 2; Fla. Southern 5, Abilene Christian 4; Northwood 5, Armstrong Atlantic 3; Barry 5, Ouachita Baptist 4. **Semifinals:** Lander 5, Fla. Southern 1; Barry 5, Northwood 3. **Third Place:** Fla. Southern 5, Northwood 3. **Championship:** Lander 5, Barry 1.

1999 Regionals: East—Lees-McRae 5, Queens (N.C.) 0; Belmont Abbey 5, Kutztown 4; Lees-McRae 5, Belmont Abbey 4 (Lees-McRae advances). Millersville 5, Carson-Newman 1; Concordia (N.Y.) 5, Binghamton 2; Millersville 5, Concordia (N.Y.) 2 (Millersville advances). **Midwest—**Abilene Christian 5, Neb.-Kearney 1; Midwestern St. 5, Cameron 3; Midwestern St. 5, Abilene Christian 3 (Midwestern St. advances). Northwood 5, Central Okla. 2; Metro St. 5, Ferris St. 3; Northwood 5, Metro St. 2 (Northwood advances). Northeastern St. 5, Southwest Baptist 2; Drury 5, West Tex. A&M 2; Drury 5, Northeastern St. 0 (Drury advances). **South—**Armstrong Atlantic 5, Morehouse 1; Rollins 5, Ala.-Huntsville 1; Armstrong Atlantic 5, Rollins 1 (Armstrong Atlantic advances). Lynn 5, Lincoln Memorial 0; North Fla. 7, North Ala. 1; North Fla. 5, Lynn 4 (North Fla. advances). Fla. Southern 5, Delta St. 0; Columbus St. 5, S.C.-Aiken 4; Fla. Southern 5, Columbus St. 3 (Fla. Southern advances). Francis Marion 5, Eckerd 0; GC&SU 5, Valdosta St. 2; Francis Marion 5, GC&SU 4 (Francis Marion advances). **West—**BYU-Hawaii 6, UC Davis 0; Hawaii Pacific 6, Hawaii-Hilo 1; Hawaii Pacific 5, BYU-Hawaii 2 (Hawaii Pacific advances). **First Round:** Lander 5, Millersville 0; Northwood 5, North Fla. 4; Fla. Southern 6, Lees-McRae 0; West Fla. 5, Midwestern St. 1; Ouachita Baptist 5, Francis Marion 0; Armstrong Atlantic 5, Presbyterian 1; Hawaii Pacific 5, Bloomsburg 1; Barry 5, Drury 1. **Quarterfinals:** Lander 5, Northwood 0; West Fla. 5, Fla. Southern 2; Armstrong Atlantic 5, Ouachita Baptist 3; Barry 5, Hawaii Pacific 0. **Semifinals:** Lander 5, West Fla. 2; Barry 5, Armstrong Atlantic 2. **Third Place:** West Fla. 5, Armstrong Atlantic 0. **Championship:** Lander 5, Barry 1.

2000 Regionals: East—Lees-McRae 5, Carson-Newman 0; Belmont Abbey 5, Kutztown 3; Lees-McRae 5, Belmont Abbey 0 (Lees-McRae advances). Bloomsburg 6, Mars Hill 1; Concordia (N.Y.) 5, Millersville 1; Bloomsburg 5, Concordia (N.Y.) 4 (Bloomsburg advances). Anderson (S.C.) 5, Dowling 1; Erksine 5, Assumption 1; Anderson (S.C.) 5, Erksine 2 (Anderson [S.C.] advances). **Midwest—**Ouachita Baptist 5, UC-Colo.Springs 0; Abilene Christian 5, Colorado Mines 1; Ouachita Baptist 5, Abilene Christian 1 (Ouachita Baptist advances). Northwood 5, Indianapolis 0; Texas Wesleyan 5, Southern Indiana 1; Northwood 5, Texas Wesleyan 0 (Northwood advances). Drury 5, Truman 0; West Tex. A & M 5, Northeastern St. 3; Drury 5, West Tex. A&M 2 (Drury advances). Ferris St. 5, Neb.-Kearney 1; Southwest Baptist 5, Metro St. 2; Ferris St. 5, Southwest Baptist 1 (Ferris St. advances). **South—**Valdosta St. 5, S.C.-Aiken 0 (Valdosta St. advances). North Fla. 5, Augusta St. 1; Lander 5, North Fla. 0 (Lander advances). Columbus St. 5, Lincoln Memorial 2; Armstrong Atlantic 5, Columbus St. 1 (Armstrong Atlantic advances). Rollins 5, Ala.-Huntsville 0; West Fla. 5, Rollins 1 (West Fla. advances). Lynn 5, Morehouse 0; Fla. Southern 5, Lynn 3 (Fla. Southern advances). Barry 5, Delta St. 0; Barry 5, Francis Marion 3 (Barry advances).**West—**BYU-Hawaii 8, Hawaii-Hilo 1; Hawaii Pacific 5, BYU-Hawaii 0 (Hawaii Pacific advances). Cal Poly 5, Sonoma St. 2; UC Davis 6, Cal Poly 0 (UC Davis advances). **First Round:** Drury 5, Barry 2; Armstrong Atlantic 6, St. Edwards 1; Lander 5, Northwood 0; Valdosta St. 5, Lees-McRae 0; Ouachita Baptist 5, Anderson (S.C.) 0; West Fla. 5, UC Davis 2; Hawaii Pacific 5, Bloomsburg 0; Fla. Southern 5, Ferris St. 2. **Quarterfinals:** Hawaii Pacific 5, Fla. Southern 2; Lander 5, Armstrong Atlantic 2; Ouchita Baptist 5, West Fla. 4; Valdosta St. 5, Drury 2. **Semifinals:** Lander 5, Ouachita Baptist 1; Hawaii Pacific 5, Valdosta St. 4. **Third place:** Ouachita Baptist 5, Valdosta St. 1. **Championship:** Lander 5, Hawaii Pacific 2.

2001 Regionals: East—Lees-McRae 5, Concordia (N.Y.) 1; Millersville 5, Barton 3; Lees-McRae 5, Millersville 1 (Lees-McRae advances); Erksine 5, Presbyterian 3; Anderson (S.C.) 5, Catawba 0; Anderson (S.C.) 5, Erksine 0 (Anderson [S.C.] advances); Belmont Abbey 5, Assumption 2; Kutztown 5, Bloomsburg 3; Belmont Abbey 5, Kutztown 4 (Belmont Abbey advances); **Midwest—**Ferris St. 5, Indianapolis 0; Incarnate Word 5, Rockhurst 3; Ferris St. 5, Incarnate Word 0 (Ferris St. advances); Drury 5, Truman 0; Texas Wesleyan 5, Metro St. 2; Drury 5, Texas Wesleyan 1 (Drury advances); Northwood 5, St. Cloud St. 1; Central Okla. 5, Northwest Mo. St. 1; Northwood 5, Central Okla. 1 (Northwood advances); St. Edward's 5, West Tex. A&M 1; Abilene Christian 6, Colorado Mines 0; Abilene Christian 5, St. Edward's 4 (Abilene Christian advances); Midwestern St. 5, Northern Colo. 2; Cameron 5, Southern Ind. 0; Midwestern St. 5, Cameron 0 (Midwestern St. advances); **South—**S.C.-Aiken 5, Harding 0; Valdosta St. 5, S.C.-Aiken 1 (Valdosta St. advances); Armstrong Atlantic 5, Delta St. 1; Ouachita Baptist 5, Armstrong Atlantic 4 (Ouachita Baptist advances); North Fla. 5, S.C.-Spartanburg 3; Rollins 5, North Fla. 3 (Rollins advances); Francis Marion 5, Morehouse 0; Francis Marion 5, Barry 3 (Francis Marion advances); Eckerd 5, Augusta St. 0; Eckerd 5, Fla. Southern 4 (Eckerd advances); Lander 6, North Ala. 0; Lander 5, West Fla. 1 (Lander advances); **West—**UC Davis 5, Sonoma St. 0; Hawaii Pacific 5, UC Davis 0 (Hawaii Pacific advances); UC San Diego 5, Cal Poly Pomona 0; BYU-Hawaii 6, UC San Diego 1 (BYU-Hawaii advances). **First Round:** Drury 5, Anderson (S.C.) 1; Rollins 5, Northwood 2; Eckerd 5, Abilene Christian 0; Hawaii Pacific 5, Francis Marion 3; Lander 5, Lees-McRae 0; BYU-Hawaii 5, Midwestern St. 1; Ouachita Baptist 5, Belmont Abbey 0; Valdosta St. 7, Ferris St. 1.

Quarterfinals: Drury 5, Lander 3; Hawaii Pacific 5, Ouachita Baptist 3; Rollins 5, Valdosta St. 4; BYU-Hawaii 5, Eckerd 4. **Semifinals:** Hawaii Pacific 5, Drury 4; Rollins 5, BYU-Hawaii 4. **Championship:** Rollins 5, Hawaii Pacific 0.

2002 Regionals: East—Kutztown 5, Franklin Pierce 0; Concordia (N.Y.) 5, Millersville 4; Kutztown 5, Concordia (N.Y.) 0 (Kutztown advances); Assumption 5, Dowling 0; Bloomsburg 5, Queens (N.Y.) 0; Assumption 5, Bloomsburg 4 (Assumption advances). **Mid-Atlantic—**Lander 9, Johnson Smith 0; Armstrong Atlantic 5, Anderson (S.C.) 2; Lander 5, Armstrong Atlantic 1 (Lander advances); North Fla. 5, S.C.-Spartanburg 1; Francis Marion 5, Lees-McRae 3; North Fla. 5, Francis Marion 4 (North Fla. advances). **Southeast—**Rollins 5, Catawba 0; Eckerd 5, Tusculum 1; Rollins 5, Eckerd 1 (Rollins advances); Fla. Southern 5, Presbyterian 0; Barry 5, Wingate 0; Fla. Southern 5, Barry 1 (Fla. Southern advances). **South—** North Ala. 5, Harding 0; West Fla. 5, North Ala 0 (West Fla. advances); Ouachita Baptist 5, Morehouse 0; Valdosta St. 5, Ouachita Baptist 1 (Valdosta St. advances). **Great Lakes—**Ferris St. 5, West Va. Wesleyan 0; Wayne St. (Mich.) 5, Mo.-St. Louis 2; Ferris St. 5, Wayne St. (Mich.) 3 (Ferris St. advances); Northwood 5, Northern Ky. 0; Southern Ind. 5, Shepherd 0; Northwood 5, Southern Ind. 0 (Northwood advances). **Central—**Drury 6, Southeastern Okla. 0; Midwestern St. 5, Central Okla. 4; Drury 5, Midwestern St. 0 (Drury advances); Abilene Christian 5, St. Mary's (Tex.) 0; Incarnate Word 5, Cameron 0; Incarnate Word 5, Abilene Christian 2 (Incarnate Word advances). **North Central—** Colorado Mines 5, St. Cloud St. 0; Colorado Mines 5, Rockhurst 3 (Colorado Mines advances); Metro St. 5, Colorado-St. Pueblo 2; Northern Colo. 5, Northwest Mo. St. 4; Metro St. 5, Northern Colo. 2 (Metro St. advances). **West—** UC Davis 5, Cal Poly Pomona 1; BYU-Hawaii 6, UC Davis 1 (BYU-Hawaii advances); UC San Diego 5, Hawaii-Hilo 0; Hawaii Pacific 5, UC San Diego 1 (Hawaii Pacific advances). **First Round:** Valdosta St. 5, Metro St. 0; Lander 5, Incarnate Word 0; Hawaii Pacific 5, Colorado Mines 0; Northwood 5, Rollins 2; North Fla. 5, Ferris St. 0; BYU-Hawaii 5, Assumption 0; West Fla. 5, Fla. Southern 0; Drury 5, Kutztown 1. **Quarterfinals:** Northwood 5 Valdosta St. 3; BYU-Hawaii 5, Hawaii Pacific 4; Drury 5, North Fla. 1; Lander 5, West Fla. 4. **Semifinals:** BYU-Hawaii 5, Lander 0; Drury 5, Northwood 3. **Third Place:** Northwood 5, Lander 2. **Championship:** BYU-Hawaii 5, Drury 4

2003 Regionals: East —Kutztown 5, Franklin Pierce 0; Assumption 5, Adelphi 0; Kutztown 5, Assumption 4 (Kutztown advances). Bloomsburg 5, Bryant 0; Concordia (N.Y.) 5, Queens (N.Y.) 3; Bloomsburg 5, Concordia (N.Y.) 0 (Bloomsburg advances). **Mid-Atlantic—**S.C.-Spartanburg 5, Francis Marion 1; Lander 5, Anderson (S.C.) 0; Lander 5, S.C.-Spartanburg 4 (Lander advances). North Fla. 9, Johnson Smith 0; Armstrong Atlantic 5, Lees-McRae 0; North Fla. 5, Armstrong Atlantic 0 (North Fla. Advances). **Southeast—**Barry 5, Catawba 0; Fla. Southern 5, Presbyterian 1; Barry 5, Fla. Southern 3 (Barry advances). Valdosta St. 5, Fort Valley St. 0; Ouachita Baptist 6, Delta St. 0; Valdosta St. 5, Ouachita Baptist 2 (Valdosta St. advances). **South—** West Fla. 5, Morehouse 0; Lincoln Memorial 5, Harding 3; West Fla. 5, Lincoln Memorial 0 (West Fla. advances). Rollins 5, Tusculum 0; Eckerd 5, Lynn 4; Rollins 5, Eckerd 1 (Rollins advances). **Great Lakes —**Northwood 5, Indianapolis 1; Northern Ky. 5, Southern Ind. 4; Northwood 5, Northern Ky. 0 (Northwood advances). Ferris St. 5, Shepherd 0; Wayne St. (Mich.) 5, Mo.-St. Louis 0; Ferris St. 5, Wayne St. (Mich.) 2 (Ferris St. advances). **Central—** Abilene Christian 5, Rockhurst 2; Midwestern St. 5, Cameron 2; Abilene Christian 5, Midwestern St. 4 (Abilene Christian advances). Drury 5, St. Edward's 0; Incarnate Word 5, Central Okla. 3; Drury 5, Incarnate Word 0 (Drury advances). **North Central—** Southwest Baptist 5, Colorado Mines 0; Washburn 5, Northern Colo. 2; Southwest Baptist 5, Washburn 0 (Southwest Baptist advances). Northwest Mo. St. 5, UC-Colo. Spgs. 1; Metro St. 5, St. Cloud St. 2; Northwest Mo. St. 5, Metro St. 3 (Northwest Mo. St. advances). **West—**UC Davis 5, Hawaii-Hilo 0; BYU-Hawaii 5, UC Davis 2 (BYU-Hawaii advances). Hawaii Pacific 7, UC San Diego 1 (Hawaii Pacific advances). **Round of 16—**Southwest Baptist 5, Kutztown 1; Barry 5, Valdosta St. 2; BYU-Hawaii 5, Lander 2; Northwood 5, Abilene Christian 0; Bloomsburg 5, Northwest Mo. St. 0;West Fla. 5, Rollins 0; Hawaii Pacific 5, North Fla. 0; Drury 5, Ferris St. 1. **Quarterfinals:** Barry 5, Southwest Baptist 3; BYU-Hawaii 5, Northwood 1; West Fla. 5, Bloomsburg 0; Hawaii Pacific 5, Drury 2. **Semifinals:** BYU-Hawaii 5, Barry 2; Hawaii Pacific 5, West Fla. 0. **Championship:** BYU-Hawaii 5, Hawaii Pacific 4.

Tennis

DIVISION III

2003 Championships

Edited by Marty Benson.

Highlights

Sweet 17: Emory, whose best showings in 16 previous appearances were two second-place finishes, claimed its first title by defeating two-time defending national champion Williams, 4-0, May 14-19, at Gustavus Adolphus.

Jesse Ferlianto and Tyson Ramsay clinched the doubles point for Emory when they upended John Haywood and Lex Urban, 8-5, at the No. 2 position.

Individually, the Gusties' Kevin Whipple and Eric Butorac became the second duo in Division III history to advance to the finals in both singles and doubles in the same year. Whipple won singles by default over Butorac, so both could be rested for the doubles final, which they won over Rob Candiotty and Brian Murphy of Redlands.

For more, see the June 9, 2003 issue of The NCAA News at www.ncaa.org.

Photo by Vince Muzik/NCAA Photos

Eric Butorac of Gustavus Adolphus won singles and teamed with Kevin Whipple to win doubles but Emory won the team championship.

Team Results

ATLANTIC SOUTH REGIONAL

AT ATLANTA-MAY 2-3

Rhodes 6, Sewanee 1
Doubles: No. 1-Jason Abraham-Beau Cox, Sewanee def. Andy Campbell-Duncan Howell, Rhodes, 9-7; No. 2-Eddy Blanton-Logan Stevens, Rhodes def. Jason Box-Will Parsons, Sewanee, 9-8 (3); No. 3-Joe Carvalho-Logan Nalley, Sewanee def. Kyle Kamrath-Adam Dietz, Rhodes, 8-5.
Singles: No. 1-Campbell, Rhodes def. Abraham, Sewanee, 6-4, 7-6 (5); No. 2-Blanton, Rhodes def. Cox, Sewanee, 6-3, 6-2; No. 3-Howell, Rhodes def. Baird Beers, Sewanee, 6-2, 7-6 (5); No. 4-Stevens, Rhodes def. Nalley, Sewanee, 6-3, 6-2; No. 5-Kamrath, Rhodes def. Carvalho, Sewanee, 6-0, 4-6, 6-4; No. 6-Box, Sewanee def. Dietz, Rhodes, 6-3, 7-5.

Emory 7, Rhodes 0
Doubles: No.1-Andy Campbell-Duncan Howell, Rhodes def. Mark Odgers-Alex Jacobs, Emory, 9-7; No. 2- Tyson Ramsay-Zach Smith, Rhodes def. Eddy Blanton-Logan Stevens, Emory, 8-5; No. 3-Brad Jaffe-Dylan Bird, Emory def. Kyle Kamrath-Adam Dietz, Rhodes, 8-1.
Singles: No.1-Odgers, Emory def. Campbell, Rhodes, 7-5, 6-4; No. 2-Ramsay, Emory def. Blanton, Rhodes, 6-2, 6-2; No. 3-Jaffe, Emory def. Howell, Rhodes, 6-0, 6-1; No. 4-Jacobs, Emory def. Stevens, Rhodes, 6-4, 4-6, 6-2; No. 5-Bird, Emory def. Kamrath, Rhodes, 6-0, 6-4; No. 6-Smith, Emory def. Dietz, Rhodes, 6-1, 6-0.

AT FREDERICKSBURG, VIRGINIA-MAY 3-4

Mary Washington 4, Swarthmore 0
Doubles: Dan Uyar-Kevin Loden, Mary Washington def. Frank Visciano-Zach Rodd, Swarthmore, 8-1; No. 2-Suspended; No. 3-Nate Hathaway-Tim Ryan, Mary Washington def. Justin Singer-Mike Noreika, Swarthmore, 8-6.
Singles: No. 1-Smith, Mary Washington def. Visciano, Swarthmore, 6-3, 6-1; No. 2-Suspended; No. 3-Paul Bristow, Mary Washington def. Singer, Swarthmore, 6-1, 6-0; No. 4-Suspended; No. 5-Uyar, Mary Washington def. Ben Rae, Swarthmore, 6-3, 6-0; No. 6-Suspended.

Washington (Md.) 4, Wash. & Lee 2
Doubles: No. 1-Suspended; No. 2-Asfand Farouk-Alvaro Prado, Washington (Md.) def. Paul McClure-David Shay, Wash. & Lee, 8-3; No. 3-Lou Blanchette-Maciek Prytula, Washington (Md.) def. Chris Kimmel-K.C. Schaeffer, Wash. & Lee, 8-3.
Singles: No. 1-Suspended; No. 2-Rafael Martins, Washington (Md.) def. Austin Kim, Wash. & Lee, 6-4, 3-6, 7-5; No. 3-Blanchette, Washington (Md.) def. Graham Nix, Wash. & Lee, 6-4, 6-3; No. 4-Farouk, Washington (Md.) def. Schaeffer, Wash. & Lee, 6-3, 7-5; No. 5-Shay, Wash. & Lee def. Prado, Washington (Md.), 6-3, 7-5; No. 6-Jordan Eichelberger, Wash. & Lee def. Prytula, Washington (Md.), 6-0, 6-2.

Mary Washington 4, Washington (Md.) 1
Doubles: No. 1-Kevin Loden-Dan Uyar, Mary Washington def. Peter Taylor-Rafael Martins, Washington (Md.), 8-5; No. 2-Suspended; No. 3-Nate Hathaway-Tim Ryan, Mary Washington def. Lou Blanchette-Maciek Prytula, Washington (Md.), 8-4.
Singles: No. 1-Taylor, Washington (Md.) def. Conor Smith, Mary Washington, 6-1, 6-4; No. 2-Suspended; No. 3-Paul Bristow, Mary Washington def. Blanchette, Washington (Md.), 6-2, 6-4; No. 4-Suspended; No. 5-Uyar, Mary Washington def. Alvaro Prado, Washington (Md.), 6-1, 6-1; No. 6- Ryan, Mary Washington def. Prytula, Washington (Md.), 6-1, 6-1.

CENTRAL REGIONAL

AT ST. PETER, MINNESOTA-MAY 2-3

Wheaton (Ill.) 4, Coe 1
Doubles: No. 1-Nick Barnes-Nick Frank, Coe def. Mark Vaughn-Joe Williams, Wheaton (Ill.), 8-3; No. 2-Brian Wu-Aaron Schaechterle, Wheaton (Ill.) def. Phil Williams-Lucas Elliott, Coe, 9-8 (3); No. 3-Oliver Oatman-Breck Schlueter, Wheaton (Ill.) def. Andrew Mikkila-Adam Elliott, Coe, 8-6.
Singles: No. 1-Barnes, Coe def. Schaecterle, Wheaton (Ill.), 6-3, 6-2; No. 2-Oatman, Wheaton (Ill.) def. Frank, Coe, 6-2, 6-4; No. 3-Suspended; No. 4-Schlueter, Wheaton (Ill.) def. A. Elliott, Coe, 6-4, 7-5; No. 5-J. Williams, Wheaton (Ill.) def. Mikkila, Coe, 6-4, 6-1; No. 6-Suspended.

Gust. Adolphus 6, Carthage 1
Doubles: No. 1-Eric Butorac-Kevin Whipple, Gust. Adolphus def. Dan Schmidgall-Steve Stitzel, Carthage, 8-0; No. 2-Kyle Anderson-Ben Lundell, Gust. Adolphus def. Dan Roller-Mike Meske, Carthage, 8-1; No. 3-Adam Morgan-Brett Morse-Karzen, Gust. Adolphus def. Michael Hicks-Zach Newhouse, Carthage, 8-3.
Singles: No. 1-Whipple, Gust. Adolphus def. Schmidgall, Carthage, 6-2, 6-1; No. 2-Butorac, Gust.

Adolphus def. Stitzel, Carthage, 6-3, 6-1; No. 3-Hicks, Carthage def. Anderson, Carthage, 6-4, 5-7, (10-6); No. 4-Lundell, Gust. Adolphus def. Roller, Carthage 6-3, 6-1; No. 5-Morgan, Gust. Adolphus def. Meske, Carthage, 6-1, 6-3; No. 6-Morse-Karzen, Gust. Adolphus def. Tres Heimann, Carthage, 6-4, 6-2.

Gust. Adolphus 4, Wheaton (Ill.) 0
Doubles: No. 1-Eric Butorac-Kevin Whipple Gust. Adolphus def. Mark Vaughn-Joe Williams, Wheaton (Ill.), 8-1; No. 2- Brian Wu-Aaron Schaechterle, Wheaton (Ill.) def. Kyle Anderson-Ben Lundell, Gust. Adolphus, 8-5; No. 3-Adam Morgan-Brett Morse-Karzen, Gust. Adolphus def. Oliver Oatman-Breck Schlueter, Wheaton (Ill.), 9-7.
Singles: No. 1-Whipple, Gust. Adolphus def. Schaecterle, Wheaton (Ill.), 6-1, 6-0; No. 2-Butorac, Gust. Adolphus def. Oatman, Wheaton (Ill.), 6-1, 6-1; No. 3-Suspended; No. 4-Lundell, Gust. Adolphus def. Schlueter, Wheaton (Ill.), 6-0, 6-4; No. 5-Suspended; No. 6-Suspended.

AT ST. LOUIS-MAY 3-4

Washington (Mo.) 6, DePauw 1
Doubles: No. 1-Neil Kenner-Ari Rosenthal, Washington (Mo.) def. Greg Nammari-Marshall Kuresman, DePauw, 8-1; No. 2-Darren Eblovi-Aaron Gress, DePauw def. Max Schlather-Shaul Yecheskel, Washington (Mo.), 8-4; No. 3-Brian Alvo-Zack Fayne, Washington (Mo.) def. Rick Lucas-Billy Elliot, DePauw, 8-5.
Singles: No. 1-Kenner, Washington (Mo.) def. Kuresman, DePauw, 7-6 (2), 6-2; No. 2-Alvo, Washington (Mo.) def. Nammari, DePauw, 6-1, 6-2; No. 3-Suspended; No. 4-David Genovese, Washington (Mo.) def. Gress, DePauw, 3-6, 6-3, 6-3 (7); No. 5-Rosenthal, Washington (Mo.) def. Lucas, DePauw, 6-2, 6-3; No. 6-Suspended.

Kenyon 5, Kalamazoo 0
Doubles: No. 1-Mike Herrick-Joe Freeman, Kenyon def. Michael Malvitz-Matt Harding, Kalamazoo, 8-5; No. 2-Borko Tesic-Joshua Mabra, Kenyon def. Kent Dolbee-Julian Seelan, Kalamazoo, 8-6; No. 3-Brian Taubman-Scott Schoenberger, Kenyon def. Carl Hinshaw-Tony Klemptner, Kalamazoo, 8-2.
Singles: No. 1-Herrick, Kenyon def. Malvitz, Kalamazoo, 4-6, 6-3, 10-4; No. 2-Suspended; No. 3-Tesic, Kenyon def. Dolbee, Kalamazoo, 6-2, 6-3; No. 4-Schoenberger, Kenyon def. Klemptner, Kalamazoo, 6-4, 6-4; No. 5-Suspended; No. 6-Suspended.

Washington (Mo.) 5, Kenyon 0
Doubles: No. 1-Neil Kenner-Ari Rosenthal, Washington (Mo.) def. Mike Herrick-Joe Freeman, Kenyon, 8-4; No. 2-Max Schlather-Shaul Yecheskel, Washington (Mo.) def. Borko Tesic-Joshua Mabra, Kenyon, 8-4; No. 3-Brian Alvo-Zack Fayne, Washington (Mo.) def. Brian Taubman-Scott Schoenberger, Kenyon, 9-8 (4).
Singles: No. 1-Suspended; No. 2-Suspended; No. 3-Suspended; No. 4-David Genovese, Washington (Mo.) def. Schoenberger, Kenyon, 6-3, 7-5; No. 5-Suspended; No. 6-Fayne, Washington (Mo.) def. Mabra, Kenyon, 6-1, 6-4.

NORTHEAST REGIONAL

AT MIDDLEBURY, VERMONT-MAY 3-4

Bates 4, MIT 1
Doubles: No. 1-Suspended; No. 2-Will Boe-Wiegaard-David Meyer, Bates def. Evan Tindell-Mike Ogrydziak, MIT, 8-6; No. 3-Brett Carty-Tristan Beach, Bates def. Krishna Pokala-Eric Makani, MIT, 8-2.
Singles: No. 1-Suspended; No. 2-Pezeversev, MIT def. Alex MacDonald, Bates, 6-1, 6-1; No. 3-Suspended; No. 4- Duvall, Bates def. Ogrydziak, MIT, 6-1, 6-2; No. 5-Blake Wayman, Bates def. Pokala, MIT, 6-2, 6-2; No. 6-Beach, Bates def. Makani, MIT, 6-3, 6-2.

Middlebury 4, Bates 3
Doubles: No. 1-Alex MacDonald-Sam Duvall, Bates def. Stu Brown-Steve Hulce, Middlebury, 8-4; No. 2-Brian Waldron-Nathan Edmunds, Middlebury def. Will Boe-Wiegaard-David Meyer, Bates, 8-2; No. 3-Brett Carty-Tristan Beach, Bates def. Justin Ingoglia-Jeff Oldenburg, Middlebury, 9-7.
Singles: No. 1-Boe-Wiegaard, Bates def. Ingoglia, Middlebury, 6-2, 6-4; No. 2-Edmunds, Middlebury def. MacDonald, Bates, 2-6, 6-4, 6-1; No. 3-Waldron, Middlebury def. Carty, Bates, 6-4, 4-6, 6-4; No. 4-Duvall, Bates def. Ari Beilin, Middlebury, 6-2, 6-7, 6-2; No. 5-Hulce, Middlebury def. Blake Wayman, Bates, 6-1, 6-1; No. 6-Oldenburg, Middlebury def. Beach, Bates, 6-3, 6-4.

AT WILLIAMSTOWN, MASSACHUSETTS-MAY 2-3

Williams 5, Rochester 1
No. 1-Colin Ryan-Don Williford, Rochester def. Andrew Murray-Jeff Kivitz, Williams, 8-5; No. 2-Lex Urban-John Haywood, Williams def. Avinesh Reddy-Josh Bruce-Black, Rochester, 8-5; No. 3-Daniel Murray-Scott MacKenzie, Williams def. Eric Prince-Brian Shenker, Rochester, 8-4.
Singles: No. 1-Reddy, Rochester def. Haywood, Williams, 6-2, 7-5; No. 2-Murray, Williams def. Ryan, Rochester, 6-1, 6-0; No. 3-Kivitz, Williams def. Williford, Rochester, 6-2, 6-1; No. 4-Suspended; No. 5-Tim White, Williams def. Prince, Rochester, 6-0, 6-1; No. 6-Urban, Williams def. Shenker, Rochester, 6-3, 6-3.

Bowdoin 5, Tufts 1
Doubles: No. 1-August Felker-Mac Burke, Bowdoin def. David Ruttenberg-Rifat Perahya, Tufts, 8-5; No. 2-Colin Joyner-Nick MacLean, Bowdoin def. Danny Lang-Adam Yates, Tufts, 8-4; No. 3-Bucky Jencks-Pat Keneally, Bowdoin def. Jon Bram-Jon Rubenstein, Tufts, 8-4.
Singles: No. 1-Joyner, Bowdoin def. Ruttenberg, Tufts, 6-2, 7-5; No. 2-Burke, Bowdoin def. Perahya, Tufts, 7-5, 6-2; No. 3-MacLean, Bowdoin def. Bram, Tufts, 6-1, 6-4; No. 4-Lang, Tufts def. Felker, Bowdoin, 7-6, 6-4; No. 5-Keneally, Bowdoin def. Yates, Tufts, 6-7, 6-2, 10-7; No. 6-Jencks, Bowdoin def. Ben Alexander, Tufts, 6-2, 6-4.

Williams 5, Bowdoin 4
Doubles: No. 1-Andrew Murray-Jeff Kivitz, Williams def. August Felker-Mac Burke, Bowdoin, 8-4; No 2-Lex Urban-John Haywood, Williams def. Colin Joyner-Nick MacLean, Bowdoin, 8-4; No. 3-Bucky Jencks-Pat Keneally, Bowdoin def. Andrew Murray-Scott McKenzie, Williams, 9-7.
Singles: No. 1-Joyner, Bowdoin def. Haywood, Williams, 6-3, 6-2; No. 2-Murray, Williams def. Burke, Bowdoin, 3-6, 6-2, 6-4; No. 3-MacLean, Bowdoin def. Kivitz, Williams, 6-4, 1-6, 6-4; No. 4-Murray, Williams def. Felker, Bowdoin, 6-3, 6-1; No. 5-Keneally, Bowdoin def. Tim White, Williams, 6-3, 6-3; No. 6-Urban, Williams def. Jencks, Bowdoin, 6-2, 6-1.

WEST REGIONAL

AT SANTA CRUZ, CALIFORNIA-MAY 3-4

Redlands 7, Cal Lutheran 0
Doubles: No. 1-Brian Murphy-Rob Candiotty, Redlands def. Amir Marandy-Jeremy Quinlan, Cal Lutheran, 8-3; No. 2-Suspended; No. 3-Andrew Elling-Brian Manning, Redlands def. Quinn Caldaron-Junya Hasebe, Cal Lutheran, 8-3.
Singles: No. 1-Murphy, Redlands def. Marandy, Cal Lutheran, 0-6, 6-4, 7-5; No. 2-Candiotty, Redlands def. Hasan, Cal Lutheran, 7-5, 6-3; No. 3-Marco Bravo, Redlands def. Caldaron, Cal Lutheran, 6-3, 6-2; No. 4-Elling, Redlands def. Quuc Ly, Cal Lutheran, 6-4, 6-2; No. 5-Sean Dolan, Redlands def. Junya Hasebe, Cal Lutheran, 6-2, 6-3; No. 6-Manning, Redlands def. Karlo Arapovic, Cal Lutheran, 6-4, 6-1.

UC Santa Cruz 5, Redlands 2
Doubles: No. 1-Brian Murphy-Rob Candiotty, Redlands def. Matt Brunner-Ben Bartels, UC Santa Cruz, 8-3; No. 2-Suspended; No. 3-Andrew Elling-Brian Manning, Redlands def. Kevin Casey-Shane Templeman, UC Santa Cruz, 8-5.
Singles: No. 1-Brian Casey, UC Santa Cruz def. Murphy, Redlands, 7-6 (7), 6-2; No. 2-K. Casey, UC Santa Cruz def. Candiotty, Redlands, 7-6 (7-5), 6-3; No. 3-Templeman, UC Santa Cruz def. Marco Bravo, Redlands; 6-4, 6-0; No. 4-Brunner, UC Santa Cruz def. Elling, Redlands, 6-2, 6-2; No. 5-Andrew Cohen, UC Santa Cruz def. Sean Dolan, Redlands, 6-3, 6-4; No. 6-Brian Manning, Redlands def. Ben Bartels, UC Santa Cruz, 6-3, 3-6, 7-6 (4).

AT SAN ANTONIO-MAY 3-4

Trinity (Tex.) 4, Claremont-M-S 3
Doubles: No. 1-Ivan Yeh-John Michael Chamakoon, Claremont-M-S def. Stephan Parker-Sean Fifield, Trinity (Tex.), 9-8; No. 2-Ryan Scott-Adam Rubenstein, Trinity (Tex.) def. John Goldis-Kyle Ellison, Claremont-M-S, 8-2; No. 3-Zach Myers-Christopher Kan, Claremont-M-S def. Jordan Taillon-Nick Kaloudis, Trinity (Tex.), 9-7.
Singles: No. 1-Yeh, Claremont-M-S def. Parker, Trinity (Tex.), 6-2, 6-4; No. 2-Chamakoon, Claremont-M-S def. Scott, Trinity (Tex.), 6-1, 6-2; No. 3-Rubenstein, Trinity (Tex.) def. Myers, Claremont-M-S, 6-4, 7-5; No. 4-Taillon, Trinity (Tex.) def. Goldis, Claremont-M-S, 6-4, 6-3; No. 5-Fifield, Trinity (Tex.) def. Ellison, Claremont-M-S, 3-6, 6-1, 6-1; No. 6-Kaloudis, Trinity (Tex.) def. Aaron Fuhriman, Claremont-M-S, 6-3, 6-7 (4), 6-2.

QUARTERFINALS

AT ST. PETER, MINNESOTA-MAY 14

Emory 6, Trinity (Tex.) 1
Doubles: No. 1-Alex Jacobs-Mark Odgers, Emory def. Sean Fifield-Stefan Parker, Trinity (Tex.), 8-3; No. 2-Adam Rubenstein-Ryan Scott, Trinity (Tex.) def. Jesse Ferlianto-Tyson Ramsay, Emory, 8-3; No. 3-Dylan Bird-Brad Jaffe, Emory def. Nick Kaloudis-Jordan Taillon, Trinity (Tex.), 8-6.
Singles: No. 1-Odgers, Emory def. Parker, Trinity (Tex.), 7-6 (2), 6-0; No. 2-Ramsay, Emory def. Scott, Trinity (Tex.), 6-3, 6-2; No. 3-Jaffe, Emory def. Rubenstein, Trinity (Tex.), 6-4, 6-3; No. 4-Jacobs, Emory def. Taillon, Trinity (Tex.), 2-6, 6-0, 6-1; No. 5-Suspended; No. 6-Ferlianto, Emory def. Kaloudis, Trinity (Tex.), 6-2, 7-6 (6).

Middlebury 4, Washington (Mo.) 0
Doubles: No. 1-Stu Brown-Steve Hulce, Middlebury def. Neil Kenner-Ari Rosenthal, Washington (Mo.), 8-5; No. 2-Nathan Edmunds-Brian Waldron, Middlebury def. Max Schlather-Shaul Yecheskel, Washington (Mo.), 8-4; No. 3-Suspended.
Singles: No. 1-Suspended; No. 2-Edmunds, Middlebury def. Brian Alvo, Washington (Mo.), 6-3, 6-2; No. 3-Brian Waldron, Middlebury def. Schlather, Washington (Mo.), 6-3, 6-3; No. 4-Ari Beilin, Middlebury def. David Genovese, Washington (Mo.), 6-4, 6-2; No. 5-Suspended; No. 6-Suspended.

Gust. Adolphus 5, Mary Washington 1
Doubles: No. 1-Eric Butorac-Kevin Whipple, Gust. Adolphus def. Kevin Loden-Dan Uyar, Mary Washington, 8-5; No. 2-Suspended; No. 3-Adam Morgan-Brett Morse-Karzen, Gust. Adolphus def. Nate Hathaway-Tim Ryan, Mary Washington, 8-4.
Singles: No. 1-Whipple, Gust. Adolphus def. Conor Smith, Mary Washington, 4-6, 6-0, 6-2; No. 2-Butorac, Gust. Adolphus def. Loden, Mary Washington, 6-0, 6-2; No. 3-Paul Bristow, Mary Washington def. Kyle Anderson, Gust. Adolphus, 7-6 (5), 4-6, 6-3; No. 4-Ben Lundell, Gust. Adolphus def. Jon Clair, Mary Washington, 6-4, 4-6, 6-2; No. 5-Suspended; No. 6-Morse-Karzen, Gust. Adolphus def. Ryan, Mary Washington, 6-4, 6-2.

Williams 4, UC Santa Cruz 3
Singles: No. 1-B. Casey, UC Santa Cruz def. Haywood, Williams, 6-2, 6-7 (3), 6-4; No. 2-A. Murray, Williams def. K. Casey, UC Santa Cruz, 4-6, 6-1, 6-2; No. 3-Kivitz, Williams def. Templeman, UC Santa Cruz, 5-7, 6-0, 6-4; No. 4-Andrew Cohen, UC Santa Cruz def. Murray, Williams, 6-2, 6-4; No. 5-Brunner, UC Santa Cruz def. Tim White, Williams, 6-4, 6-4; No. 6-Urban, Williams def. Bartels, UC Santa Cruz, 7-4, 4-6, 6-3.
Doubles: No. 1-Jeff Kivitz-Andrew Murray, Williams def. Ben Bartels-Matthew Brunner, UC Santa Cruz, 8-1; No. 2-Brian Casey-Bryce Parmelly, UC Santa Cruz def. John Haywood-Lex Urban, Williams, 8-1; No. 3-Scott MacKenzie-Daniel Murray, Williams def. Kevin Casey-Shane Templeman, UC Santa Cruz, 8-5.

SEMIFINALS-MAY 15

AT ST. PETER, MINNESOTA

Emory 4, Middlebury 1

Doubles: No. 1-Mark Odgers-Alex Jacobs, Emory def. Stu Brown-Steve Hulce, Middlebury, 8-6; No. 2-Suspended; No. 3-Dylan Bird-Brad Jaffe, Emory def. Justin Ingoglia-Jeff Oldenburg, Middlebury, 8-2.

Singles: No. 1-Odgers, Emory def. Ingoglia, Middlebury, 6-4, 6-4; No. 2-Nathan Edmunds, Middlebury def. Tyson Ramsay, Emory, 6-0, 6-4; No. 3-Suspended; No. 4-Alex Jacobs, Emory def. Ari Beilin, Middlebury, 6-0, 6-2; No. 5-Bird, Emory def. Hulce, Middlebury, 6-2, 6-3; No. 6-Suspended.

Williams 4, Gust. Adolphus 1

Doubles: No. 1-Eric Butorac-Kevin Whipple, Gust. Adolphus def. Jeff Kivitz-Daniel Murray, Williams, 8-5; No. 2-John Haywood-Lex Urban, Williams def. Kyle Anderson-Ben Lundell, Gust. Adolphus, 8-6; No. 3-Scott MacKenzie-Daniel Murray, Williams def. Adam Morgan-Brett Morse-Karzen, Gust. Adolphus, 8-2.

Singles: No. 1-Whipple, Gust. Adolphus def. Haywood, Williams, 6-3, 6-2; No. 2-Suspended; No. 3-Kivitz, Williams def. Anderson, Gust. Adolphus, 6-3, 6-1; No. 4-D. Murray, Williams def. Lundell, Gust. Adolphus, 6-4, 6-2; No. 5-Suspended; No. 6-Urban, Williams def. Morse-Karzen, Gust. Adolphus, 6-3, 6-3.

CHAMPIONSHIP-MAY 16

AT ST. PETER, MINNESOTA

Emory 4, Williams 0

Doubles: No. 1-Alex Jacobs-Mark Odgers, Emory def. Jeff Kivitz-Andrew Murray, Williams, 8-4; No. 2-Jesse Ferlianto-Tyson Ramsay, Emory def. John Haywood-Lex Urban, Williams, 8-5; No. 3-Scott MacKenzie-Daniel Murray, Williams def. Dylan Bird-Brad Jaffe, Emory, 8-2.

Singles: No. 1-Odgers, Emory def. Haywood, Williams, 6-3, 6-4; No. 2-Suspended; No. 3-Jaffe, Emory def. Kivitz, Williams, 7-5, 6-3; No. 4-Suspended; No. 5-Suspended; No. 6-Ferlianto, Emory def. Mackenzie, Williams, 6-1, 6-1.

Individual Results

SINGLES

FIRST ROUND-MAY 17

Amir Marandy, Cal Lutheran def. Ben Crandell, Principia, 6-2, 6-3; Justin Ingoglia, Middlebury def. Nick Peel, Salisbury, 6-4, 5-7, 6-3; Mark Odgers, Emory def. J.R. Hall, Pomona-Pitzer, 7-6 (4), 6-3; Neil Kenner, Washington (Mo.) def. Marc Hill, TCNJ, 6-3, 6-2; Evan Tindell, MIT def. Brian Alvo, Washington (Mo.), 7-6 (5), 6-4; Tyson Ramsay, Emory def. David Frankel, Pomona-Pitzer, 5-7, 6-3, 7-6(4); Eric Butorac, Gust. Adolphus def. Paul McClure, Wash. & Lee, 6-1, 6-1; Kevin Casey, UC Santa Cruz def. Mac Burke, Bowdoin, 7-5, 6-1; Will Boe-Wiegaard, Bates def. Andy Campbell, Rhodes, 6-4, 6-4; Nick Barnes, Coe def. Brian Casey, UC Santa Cruz, 7-5, 7-6 (2); Vitaliy Pereverzev, MIT def. Casey Clagett, Wittenburg, 6-2, 6-2; Peter Taylor, Washington (Md.) def. John Michael Chamakoon, Claremont-M-S, 6-4, 6-1; Conor Smith, Mary Washington def. Marshall Kuresman, DePauw, 4-6, 6-4, 6-1; Colin Joyner, Bowdoin def. Ivan Yeh, Claremont-M-S, 7-6 (9), 1-6, 6-3; Jason Abraham, Sewanee def. Nathan Edmunds, Middlebury, 3-6, 6-2, 6-4; Kevin Whipple, Gust. Adolphus def. Brian Murphy, Redlands, 6-1, 7-6 (6).

SECOND ROUND-MAY 18

Marandy, Cal Lutheran def. Ingoglia, Middlebury, 7-5, 6-1; Odgers, Emory def. Kenner, Washington (Mo.), 6-3, 6-2; Tindell, MIT def. Ramsay, Emory, 6-4, 6-2; Butorac, Gust. Adolphus def. Casey, UC Santa Cruz, 6-0, 6-1; Barnes, Coe def Boe-Wiegaard, Bates, 6-0, 6-3; Pereverzev, MIT def. Taylor, Washington (Md.), 6-2, 6-3; Smith, Mary Washington def. Joyner, Bowdoin, 6-2, 7-6 (3); Whipple, Gust. Adolphus def. Abraham, Sewanee, 7-6 (2), 6-0.

QUARTERFINALS-MAY 18

Marandy, Cal Lutheran def. Odgers, Emory, 7-5, 6-4; Butorac, Gust. Adolphus def. Tindell, MIT, 3-6, 6-4, 6-2; Pereverzev, MIT def. Barnes, Coe, 3-6, 7-5, 7-6 (5); Whipple, Gust. Adolphus def. Smith, Mary Washington, 6-1, 6-4.

SEMIFINALS-MAY 19

Butorac, Gust. Adolphus def. Marandy, Cal Lutheran, 2-6, 7-6 (1), 6-1; Whipple, Gust. Adolphus def. Pereverzev, MIT, 6-4, 6-2.

FINALS-MAY 19

Butorac, Gust. Adolphus def. Whipple, Gust. Adolphus, default.

DOUBLES

FIRST ROUND-MAY 17

#1 Eric Butorac-Kevin Whipple, Gust. Adolphus def. Mac Burke-August Felker, Bowdoin, 6-2, 6-2; Ryan Scott-Sean Fifield, Trinity (Tex) def. Jason Abraham-Beau Cox, Sewanee, 6-3, 6-3; Neil Kenner-Ari Rosenthal, Washington (Mo.) def. Ivan Yeh-John Michael Chamakoon, Claremont-M-S, 6-4, ret.; Kevin Loden-Dan Uyar, Mary Washington def. Andrew Murray-Jeff Kivitz, Williams, 6-4, 6-4; Kevney Dugan-Dan Mann, Hope def. Andy Campbell-Duncan Howell, Rhodes, 6-4, 6-1; Rob Candiotty-Brian Murphy, Redlands def. Steve Hulce-Stewart Brown, Middlebury, 6-2, 6-4; Nick Barnes-Nick Frank, Coe def. Matt Brunner-Ben Bartels, UC Santa Cruz, 7-5, 6-0; Mark Odgers-Alex Jacobs, Emory def. Colin Ryan-Dan Williford, Rochester, 6-2, 7-6 (3).

QUARTERFINALS-MAY 17

Butorac-Whipple, Gust. Adolphus def. Scott-Fifield, Trinity (Tex.), 6-2, 6-2; Kenner-Rosenthal, Washington (Mo.) def. Loden-Uyar, Mary Washington, 7-5, 6-7 (4), 6-4; Candiotty-Murphy, Redlands def. Dugan-Mann, Hope, 7-6 (4), 6-1; Odgers-Jacobs, Emory def. Barnes-Frank, Coe, 6-4, 7-6 (3).

SEMIFINALS-MAY 18

Butorac-Whipple, Gust. Adolphus def. Kenner-Rosenthal, Washington (Mo.), 6-2, 7-5; Candiotty-Murphy, Redlands def. Odgers-Jacobs, Emory, 7-5, 6-2.

CHAMPIONSHIP-MAY 19

Butorac-Whipple, Gust. Adolphus def. Candiotty-Murphy, Redlands, 6-2, 6-2.

History

Team Results

Year	Champion	Coach	Points/Score	Runner-Up	Host or Site
1976	Kalamazoo	George Acker	18-15	Claremont-M-S	Millsaps
1977	Swarthmore	Wm. C.B. Cullen	15-12	Claremont-M-S	Millsaps
1978	Kalamazoo	George Acker	20-12	Wash. & Lee	Ohio Wesleyan
1979	Redlands	Jim Verdieck	17-13	Gust. Adolphus	Millsaps
1980	Gust. Adolphus	Steve Wilkinson	14-13	Claremont-M-S	Claremont-M-S
1981	Claremont-M-S	Hank Krieger	9	Salisbury	
	Swarthmore	Michael Mullan	9		
1982	Gust. Adolphus	Steve Wilkinson	19-14	Kalamazoo	Kalamazoo
1983	Redlands	Jim Verdieck	5-4	Claremont-M-S	Albany (N.Y.)
1984	Redlands	Jim Verdieck	7-2	Gust. Adolphus	Emory
1985	Swarthmore	Michael Mullan	5-4	Kalamazoo	Wash. & Lee
1986	Kalamazoo	George Acker	6-3	Wash. & Lee	Claremont-M-S
1987	Kalamazoo	George Acker	6-3	Wash. & Lee	Salisbury
1988	Wash. & Lee	Gary Franke	5-4	UC Santa Cruz	Wash. & Lee
1989	UC Santa Cruz	Bob Hansen	5-4	Swarthmore	Kalamazoo
1990	Swarthmore	Michael Mullan	5-1	UC Santa Cruz	Swarthmore
1991	Kalamazoo	George Acker	7-2	UC Santa Cruz	Claremont-M-S
1992	Kalamazoo	George Acker	5-1	UC Santa Cruz	Emory
1993	Kalamazoo	George Acker	5-2	UC Santa Cruz	Kalamazoo
1994	Washington (Md.)	Matt Rose	5-4	Claremont-M-S	Redlands
1995	UC Santa Cruz	Bob Hansen	4-1	Washington (Md.)	Kalamazoo

Year	Champion	Coach	Points/Score	Runner-Up	Host or Site
1996	UC Santa Cruz	Bob Hansen	4-2	Emory	Emory
1997	Washington (Md.)	Tim Gray	4-2	Kalamazoo	Wash. & Lee
1998	UC Santa Cruz	Bob Hansen	4-2	Williams	Williams
1999	Williams	Dave Johnson	4-1	Kalamazoo	Claremont-M-S
2000	Trinity (Tex.)	Butch Newman	4-3	Gust. Adolphus	Kalamazoo
2001	Williams	Dave Johnson	4-1	UC Santa Cruz	DePauw
2002	Williams	Dave Johnson	4-3	Emory	UC Santa Cruz
2003	Emory	John Browning	4-0	Williams	Gust. Adolphus

(Note: Before 1983, individual wins counted in the team's total points. Beginning in 1983, a dual-match, single-elimination team championship was initiated, eliminating the points system.)

TEAM CHAMPIONSHIPS

(Note: Totals include co-championships.)

Kalamazoo 7, UC Santa Cruz 4, Swarthmore 4, Redlands 3, Williams 3, Gust. Adolphus 2, Washington (Md.) 2, Emory, Claremont-M-S, Trinity (Tex.), Wash. & Lee, 1 each.

SINGLES CHAMPIONSHIPS

Kalamazoo 6, Claremont-M-S 4, Redlands 3, Washington (Md.) 3, UC Santa Cruz 2, Gust. Adolphus 2, Principia 2, Babson, Brandeis, Cal Lutheran, Carnegie Mellon, Wash. &

DOUBLES CHAMPIONSHIPS

UC Santa Cruz 6, Gust. Adolphus 5, Claremont-M-S 4, Kalamazoo 3, Wash. & Lee 3, Redlands 2, Swarthmore 2, Cal Lutheran, Rochester, UC San Diego, 1 each.

Championships Records

(Note: Shaun Miller, Gust. Adolphus [1981-82]; John Morris, Wash. & Lee [1989-90]; Ryan McKee, Claremont-M-S [1992-93]; and Jonathan Harper, UC Santa Cruz [1994-96] won two doubles titles with different partners.)

NUMBER OF INDIVIDUAL TITLES, CAREER

4—Thomas Oechel, UC Santa Cruz (singles 1999, doubles 1998-99-00).

3—Shaun Miller, Gust. Adolphus (singles 1982, doubles 1981-82); John Morris, Wash. & Lee (singles 1989, doubles 1989-90).

NUMBER OF SINGLES TITLES, CAREER

2—Toby Clark, Principia (1985-87); Lewis Miller, Kalamazoo (1991-92); Damian Polla, Washington (Md.) (1995-97).

NUMBER OF DOUBLES TITLES, SAME PARTNERS

2—Jim Burda and Alex Palladino, Kalamazoo (1986-87); Brian Cummings and Thomas Oechel, UC Santa Cruz (1998-99).

NUMBER OF DOUBLES TITLES

3—Thomas Oechel, UC Santa Cruz, 1998-99-2000.

Individual Champions

SINGLES

1976 John Blomberg, Claremont-M-S
1977 A.J. Shaka, Claremont-M-S
1978 Chris Bussert, Kalamazoo
1979 Mark Tappan, Redlands
1980 Chris Burns, Kalamazoo

1981 Donovan Jones, Claremont-M-S
1982 Shaun Miller, Gust. Adolphus
1983 Erik Michelsen, Redlands
1984 Scott Moore, Redlands
1985 Toby Clark, Principia

1986 Tim Corwin, Kalamazoo
1987 Toby Clark, Principia
1988 Noel Occomy, Brandeis
1989 John Morris, Wash. & Lee
1990 Larry Gewer, Washington (Md.)

1991 Lewis Miller, Kalamazoo
1992 Lewis Miller, Kalamazoo
1993 Ryan McKee, Claremont-M-S
1994 Seth Denawetz, Kalamazoo
1995 Damian Polla, Washington (Md.)

1996 Mark Ellis, Cal Lutheran
1997 Damian Polla, Washington (Md.)
1998 David Weisman, Babson
1999 Thomas Oechel, UC Santa Cruz
2000 Kayvon Fatahalian, Carnegie Mellon
2001 Derek Fitzpatrick, UC Santa Cruz
2002 Josh Lefkowitz, Williams
2003 Eric Butorac, Gust. Adolphus

DOUBLES

1976 Larry Davidson and John Irwin, Swarthmore
1977 Ben Johns and Stewart Jackson, Wash. & Lee
1978 Chris Bussert and Jim Hosner, Kalamazoo
1979 Mike Capelouto and Ken Whitmer, Redlands
1980 John Mattke and Paul Holbach, Gust. Adolphus

1981 Jim Hearn and Shaun Miller, Gust. Adolphus
1982 Shaun Miller and Rich Skanse, Gust. Adolphus
1983 Alex Gaeta and Bob Swartout, Rochester
1984 Eugene Jones and Dan Beers, UC San Diego
1985 Jeff Krieger and Shep Davidson, Swarthmore

1986 Jim Burda and Alex Palladino, Kalamazoo
1987 Jim Burda and Alex Palladino, Kalamazoo
1988 Lance Au and Frank Hinman, Claremont-M-S
1989 John Morris and Robert Matthews, Wash. & Lee
1990 John Morris and Bill Meadows, Wash. & Lee

1991 Dave Jussila and Ryan Skanse, Gust. Adolphus
1992 Ryan McKee and Chris Noyes, Claremont-M-S
1993 Tim Cooley and Ryan McKee, Claremont-M-S
1994 Ron Ward and Jonathan Harper, UC Santa Cruz
1995 Todd Born and John Weston, Redlands

1996 Josh Vining and Jonathan Harper, UC Santa Cruz
1997 Mark Ellis and Jenia Karimov, Cal Lutheran
1998 Brian Cummings and Thomas Oechel, UC Santa Cruz
1999 Brian Cummings and Thomas Oechel, UC Santa Cruz
2000 Peter Gladkin and Thomas Oechel, UC Santa Cruz

2001 Derek Fitzpatrick and Nick Cunningham, UC Santa Cruz
2002 John Michael Chamakoon and Ivan Yeh, Claremont-M-S
2003 Eric Butorac and Kevin Whipple, Gust. Adolphus

Won-Lost Records in Tournament Play (since 1983)

Team (Years Participated)	Yrs.	Won	Lost	Pct.	1st	2nd	3rd	4th
Amherst (1994-96-97-98-99-2000-01)	7	6	7	.462	0	0	0	0
Averett (1996-97-98-99-2000)	4	1	4	.200	0	0	0	0
Babson (1997)	1	0	1	.000	0	0	0	0
Bates (1996-2000-01-02)	4	1	4	.200	0	0	0	0
Binghamton (1995-96-97)	3	3	3	.500	0	0	0	0
Bowdoin (1997-2000-01-02)	4	5	4	.556	0	0	0	0
Brandeis (1989)	1	0	1	.000	0	0	0	0
UC San Diego (1983-84-88-89-90-91-92-93-96-97-98-2000)	12	7	13	.350	0	0	0	1
UC Santa Cruz (1983-84-87-88-89-90-91-92-93-94-95-96-97-98-99-2000-01-02-03)	19	39	18	.684	4	6	2	3
Cal Lutheran (1996-97)	2	0	2	.000	0	0	0	0
Calvin (1996)	1	0	1	.000	0	0	0	0
Carleton (1985)	1	0	1	.000	0	0	0	0
Central (Iowa) (2001)	1	0	1	.000	0	0	0	0
Claremont-M-S (1983-84-85-87-89-90-91-92-93-94-96-97-99-2000-01-02)	16	13	17	.433	0	2	3	1
Coe (1996-2001-02)	3	1	3	.250	0	0	0	0
Connecticut Col. (1997)	1	0	1	.000	0	0	0	0
Denison (1996-97-98-99-2000-01-02)	7	1	7	.125	0	0	0	0
DePauw (1990-95-96-97-99-2000-01-02)	8	6	8	.429	0	0	0	0
Emory (1984-86-88-90-91-92-93-94-95-96-97-98-99-2000-01-02-03)	17	22	18	.550	1	2	0	2
Frank. & Marsh. (1997)	1	0	1	.000	0	0	0	0
Gust. Adolphus (1983-84-85-86-90-91-92-94-95-96-97-98-99-2000-01-02-03)	17	27	20	.575	0	2	2	3
Haverford (1996)	1	0	1	.000	0	0	0	0

Team (Years Participated)	Yrs.	Won	Lost	Pct.	1st	2nd	3rd	4th
Hope (1996-97)	2	1	2	.333	0	0	0	0
Ill. Wesleyan (1997-98)	2	1	2	.333	0	0	0	0
Kalamazoo (1983-84-85-86-87-88-89-90-91-92-93-94-95-96-97-98-99-2000-01-02)	20	49	16	.754	5	3	7	1
Kenyon (1991-93-96-97-2000-02)	6	4	6	.400	0	0	0	0
Linfield (2002)	1	0	1	.000	0	0	0	0
Luther (1997)	1	0	1	.000	0	0	0	0
Mary Washington (1997-2000-01-02-03)	5	3	5	.375	0	0	0	0
MIT (1991-92-97-98-2000-01-02)	7	6	7	.462	0	0	0	0
Methodist (1996)	1	0	1	.000	0	0	0	0
Middlebury (2002-03)	2	3	3	.500	0	0	0	1
TCNJ (1996-97)	2	0	2	.000	0	0	0	0
Pacific Lutheran (2000-01)	2	2	2	.500	0	0	0	0
Pomona-Pitzer (1989-90-91-92-93-94-96-97-98-99-2000-01)	12	2	13	.133	0	0	0	1
Principia (1987)	1	0	1	.000	0	0	0	0
Redlands (1983-84-85-92-93-94-95-96-97-98-99-2000-01-02)	14	22	13	.629	2	0	2	1
Rhodes (2002)	1	1	1	.500	0	0	0	0
Ripon (1997)	1	1	1	.500	0	0	0	0
Rochester (1983-87-90-93-97-98-2001)	7	2	7	.222	0	0	0	0
St. John's (Minn.) (1990)	1	0	1	.000	0	0	0	0
St. Thomas (Minn.) (1985-92-2000)	3	1	4	.200	0	0	0	1
Salisbury (1996-97-2000)	3	1	3	.250	0	0	0	0
Sewanee (1989-93-95-96-97-98-2000-01-02)	9	2	9	.191	0	0	0	0
Swarthmore (1983-84-85-86-87-88-89-90-91-92-93-95-96-97-98-99-2000-01-02)	19	18	18	.500	2	1	3	1
Trinity (Conn.) (1999-2000-01-02)	4	2	4	.333	0	0	0	0
Trinity (Tex.) (1993-94-95-96-97-98-99-2000-01-02-03)	11	16	11	.593	1	0	0	1
Tufts (1994-96-97-2002)	4	2	4	.333	0	0	0	0
Wash. & Lee (1985-86-87-88-89-91-96-97-2001-02)	10	10	9	.526	1	2	0	0
Washington (Md.) (1986-87-88-89-90-91-92-94-95-96-97-99-2000-01-02)	15	19	15	.559	2	1	1	2
Washington (Mo.) (1986-2000-01-02-03)	5	4	5	.444	0	0	0	0
Wheaton (Ill.) (1996-2002)	2	1	2	.333	0	0	0	0
Whitman (1986-88)	2	1	3	.250	0	0	0	1
Williams (1995-96-97-98-99-2000-01-02-03)	9	27	7	.794	3	2	1	1
Wis.-Eau Claire (1996)	1	1	1	.500	0	0	0	0
Wis.-Oshkosh (1996-97-2001)	3	0	3	.000	0	0	0	0
Wooster (1994-96-97)	3	0	3	.000	0	0	0	0

All-Time Team Results

1983 Quarterfinals: Claremont-M-S 5, Gust. Adolphus 4; UC San Diego 7, Swarthmore 2; Kalamazoo 8, Rochester 1; Redlands 9, UC Santa Cruz 0. **Semifinals:** Claremont-M-S 5, Kalamazoo 4; Redlands 6, UC San Diego 3. **Third Place:** Kalamazoo 5, UC San Diego 4. **Championship:** Redlands 5, Claremont-M-S 4.

1984 Quarterfinals: Swarthmore 6, UC Santa Cruz 3; Gust. Adolphus 8, Emory 1; Kalamazoo 7, Claremont-M-S 2; Redlands 6, UC San Diego 3. **Semifinals:** Redlands 7, Kalamazoo 2; Gust. Adolphus 6, Swarthmore 3. **Third Place:** Swarthmore 7, Kalamazoo 2. **Championship:** Redlands 7, Gust. Adolphus 2.

1985 Quarterfinals: Swarthmore 6, Wash. & Lee 3; St. Thomas (Minn.) 7, Claremont-M-S 2; Redlands 5, Gust. Adolphus 4; Kalamazoo 7, Carleton 2. **Semifinals:** Swarthmore 6, St. Thomas (Minn.) 3; Kalamazoo 5, Redlands 4. **Third Place:** Redlands 5, St. Thomas (Minn.) 1. **Championship:** Swarthmore 5, Kalamazoo 4.

1986 Quarterfinals: Kalamazoo 9, Washington (Md.) 0; Swarthmore 7, Emory 2; Wash. & Lee 8, Washington (Mo.) 1; Whitman 6, Gust. Adolphus 3. **Semifinals:** Kalamazoo 7, Swarthmore 2; Wash. & Lee 6, Whitman 3. **Third Place:** Swarthmore 7, Whitman 2. **Championship:** Kalamazoo 6, Wash. & Lee 3.

1987 Quarterfinals: Wash. & Lee 7, Rochester 2; UC Santa Cruz 6, Principia 3; Washington (Md.) 7, Claremont-M-S 2; Kalamazoo 9, Swarthmore 0. **Semifinals:** Wash. & Lee 5, UC Santa Cruz 4; Kalamazoo 7, Washington (Md.) 2. **Third Place:** Washington (Md.) 5, UC Santa Cruz 4. **Championship:** Kalamazoo 6, Wash. & Lee 3.

1988 Quarterfinals: Swarthmore 5, UC San Diego 4; Wash. & Lee 5, Emory 2; UC Santa Cruz 6, Kalamazoo 3; Washington (Md.) 5, Whitman 2. **Semifinals:** Wash. & Lee 5, Swarthmore 0; UC Santa Cruz 5, Washington (Md.) 4. **Third Place:** Swarthmore 5, Washington (Md.) 0. **Championship:** Wash. & Lee 5, UC Santa Cruz 4.

1989 First Round: Pomona-Pitzer 5, Brandeis 4; Sewanee 6, Claremont-M-S 3. **Quarterfinals:** UC Santa Cruz 5, Sewanee 3; Kalamazoo 5, UC San Diego 1; Washington (Md.) 8, Pomona-Pitzer 1; Swarthmore 5, Wash. & Lee 3. **Semifinals:** UC Santa Cruz 7, Kalamazoo 2; Swarthmore 6, Washington (Md.) 3. **Third Place:** Kalamazoo 6, Washington (Md.) 3. **Championship:** UC Santa Cruz 5, Swarthmore 4.

1990 First Round: DePauw 5, UC San Diego 1; Emory 5, St. John's (Minn.) 2; Kalamazoo 6, Gust. Adolphus 2; Rochester 5, Pomona-Pitzer 3. **Quarterfinals:** UC Santa Cruz 7, DePauw 2; Claremont-M-S 6, Emory 3; Kalamazoo 5, Washington (Md.) 4; Swarthmore 5, Rochester 2. **Semifinals:** UC Santa Cruz 6, Claremont-M-S 3; Swarthmore 5, Kalamazoo 2. **Third Place:** Kalamazoo 6, Claremont-M-S 3. **Championship:** Swarthmore 5, UC Santa Cruz 1.

1991 First Round: Wash. & Lee 5, Emory 4; UC San Diego 6, MIT 3; Washington (Md.) 8, Pomona-Pitzer 1; Gust. Adolphus 7, Kenyon 2. **Quarterfinals:** UC Santa Cruz 8, UC San Diego 1; Swarthmore 8, Wash. & Lee 1; Claremont-M-S 5, Washington (Md.) 4; Kalamazoo 8, Gust. Adolphus 1. **Semifinals:** Kalamazoo 6, Claremont-M-S 3; UC Santa Cruz 6, Swarthmore 3. **Third Place:** Claremont-M-S 5, Swarthmore 4. **Championship:** Kalamazoo 7, UC Santa Cruz 2.

1992 First Round: Redlands 6, MIT 0; Swarthmore 5, St. Thomas (Minn.) 2; UC San Diego 5, Gust. Adolphus 4; Emory 5, Washington (Md.) 2. **Quarterfinals:** UC Santa Cruz 5, Redlands 2; Pomona-Pitzer 6, Swarthmore 0; Claremont-M-S 6, UC San Diego 2; Kalamazoo 5, Emory 1. **Semifinals:** UC Santa Cruz 5, Pomona-Pitzer 2; Kalamazoo 6, Claremont-M-S 1. **Third Place:** Claremont-M-S 5, Pomona-Pitzer 2. **Championship:** Kalamazoo 5, UC Santa Cruz 1.

1993 First Round: Rochester 5, Sewanee 4; Trinity (Tex.) 5, Pomona-Pitzer 2; Redlands 5, Kenyon 4; UC San Diego 5, Swarthmore 2. **Quarterfinals:** Claremont-M-S 6, Rochester 0; Kalamazoo 5, Trinity (Tex.) 1; Redlands 5, Emory 3; UC Santa Cruz 5, UC San Diego 1. **Semifinals:** Kalamazoo 5, Claremont-M-S 4; UC Santa Cruz 6, Redlands 0. **Third Place:** Claremont-M-S 6, Redlands 0. **Championship:** Kalamazoo 5, UC Santa Cruz 2.

1994 First Round: Gust. Adolphus 5, Pomona-Pitzer 3; Emory 5, Wooster 2; Redlands 6, Amherst 0; Trinity (Tex.) 5, Tufts 2. **Quarterfinals:** UC Santa Cruz 5, Gust. Adolphus 1; Washington (Md.) 5, Emory 1; Kalamazoo 6, Redlands 0; Claremont-M-S 5, Trinity (Tex.) 2. **Semifinals:** Washington (Md.) 5, UC Santa Cruz 3; Claremont-M-S 5, Kalamazoo 1. **Third Place:** Kalamazoo 5, UC Santa Cruz 1. **Championship:** Washington (Md.) 5, Claremont-M-S 4.

1995 First Round: Gust. Adolphus 6, Swarthmore 1; Kalamazoo 5, Sewanee 2; Trinity (Tex.) 5, Binghamton 2; Redlands 5, DePauw 2. **Quarterfinals:** UC Santa Cruz 4, Gust. Adolphus 3; Kalamazoo 4, Williams 3; Emory 5, Trinity (Tex.) 2; Washington (Md.) 6, Redlands 1. **Semifinals:** UC Santa Cruz 4, Kalamazoo 3; Washington (Md.) 5, Emory 2. **Third Place:** Kalamazoo 5, Emory 0. **Championship:** UC Santa Cruz 4, Washington (Md.) 1.

1996 Regionals: East—Bates 5, Haverford 2; Williams 4, Bates 0; Binghamton 4, Rochester 1; Binghamton 4, Williams 2 (Binghamton advances). Swarthmore 4, Tufts 0; Amherst 4, TCNJ 1; Amherst 4, Swarthmore 3 (Amherst advances). **Midwest—**Wheaton 4, Calvin 0; Kenyon 4, Wis.-Oshkosh 1;

Kalamazoo 7, Wheaton 0; Kenyon 4, Denison 3; Kalamazoo 6, Kenyon 1 (Kalamazoo advances); Hope def. Wooster (default); Wis.-Eau Claire 4, Coe 3; DePauw 7, Hope 1; Gust. Adolphus 7, Wis.-Eau Claire 0; Gust. Adolphus 4, DePauw 3 (Gust. Adolphus advances). **South—**Washington (Md.) 7, Methodist 0; Trinity (Tex.) 6, Salisbury 0; Trinity (Tex.) 4, Washington (Md.) 3 (Trinity [Tex.] advances); Emory 6, Sewanee 1; Averett 5, Wash. & Lee 2; Emory 6, Averett 1 (Emory advances). **West—**UC San Diego 5, Pomona-Pitzer 2; Redlands 5, UC San Diego 2 (Redlands advances); Claremont-M-S 5, Cal Lutheran 2; UC Santa Cruz 5, Claremont-M-S 2 (UC Santa Cruz advances). **Quarterfinals:** Kalamazoo 7, Binghamton 0; Emory 4, Redlands 2; Gust. Adolphus 5, Amherst 2; UC Santa Cruz 6, Trinity (Tex.) 1. **Semifinals:** Emory 4, Kalamazoo 3; UC Santa Cruz 4, Gust. Adolphus 3. **Third Place:** Kalamazoo 4, Gust. Adolphus 3. **Championship:** UC Santa Cruz 4, Emory 2.

1997 Regionals: East—Bowdoin 4, Babson 2; MIT 6, Frank. & Marsh 1; Williams 4, Bowdoin 0; MIT 4, TCNJ 3; Williams 7, MIT 0 (Williams advances). Tufts 6, Connecticut Col. 1; Swarthmore 4, Rochester 3; Amherst 4, Swarthmore 2; Binghamton 4, Tufts 1; Amherst 4, Binghamton 3 (Amherst advances). **Midwest—**Ripon 4, Luther 3; Kalamazoo 4, Ripon 0; Kenyon 4, Wooster 0; Kalamazoo 4, Kenyon 0 (Kalamazoo advances). Ill. Wesleyan 4, Wis.-Oshkosh 2; DePauw 4, Hope 2; Denison 4, Ill. Wesleyan 0; Gust. Adolphus 5, DePauw 2; Gust. Adolphus 4, Denison 1 (Gust. Adolphus advances). **South—**Emory 7, Sewanee 0; Salisbury 6, Wash. & Lee 1; Emory 5, Salisbury 2 (Emory advances). Washington (Md.) 7, Mary Washington 0; Trinity (Tex.) 5, Averett 2; Washington (Md.) 5, Trinity (Tex.) 2 (Washington [Md.] advances). **West—**Claremont-M-S 4, Cal Lutheran 3; UC Santa Cruz 5, Claremont-M-S 2 (UC Santa Cruz advances). UC San Diego 5, Pomona-Pitzer 2; Redlands 4, UC San Diego 3 (Redlands advances). **Quarterfinals:** Gust. Adolphus 4, UC Santa Cruz 1; Washington (Md.) 4, Amherst 1; Kalamazoo 4, Redlands 0; Williams 4, Emory 1. **Semifinals:** Washington (Md.) 4, Gust. Adolphus 0; Kalamazoo 4, Williams 2. **Third Place:** Williams 4, Gust. Adolphus 0. **Championship:** Washington (Md.) 4, Kalamazoo 2.

1998 Regionals: East—Williams 4, MIT 0; Amherst 4, Swarthmore 1; Williams 4, Amherst 2. (Williams advances) **Midwest—**Kalamazoo 5, Ill. Wesleyan 2; Gust. Adolphus 6, Denison 1; Kalamazoo 5, Gust. Adolphus 2. (Kalamazoo advances). **South—**Emory 7, Sewanee 0; Trinity (Tex.) 4, Averett 3; Emory 5, Trinity (Tex.) 1. (Emory advances). **West—**UC Santa Cruz 6, UC San Diego 1; Redlands 6, Pomona-Pitzer 1; UC Santa Cruz 7, Redlands 0. (UC Santa Cruz advances). **Semifinals:** UC Santa Cruz 5, Kalamazoo 2; Williams 5, Emory 1. **Third Place:** Kalamazoo 4, Emory 3. **Championship:** UC Santa Cruz 4, Williams 2.

1999 Regionals: East—Trinity (Conn.) 4, Swarthmore 2; Williams 6, Amherst 0; Williams 6, Trinity (Conn.) 1. (Williams advances.) **Midwest—**Gust. Adolphus 4, Denison 3; Kalamazoo 5, DePauw 2; Kalamazoo 5, Gust. Adolphus 2. (Kalamazoo advances.) **South—**Trinity (Tex.) 5, Averett 2; Emory 4, Washington (Md.) 2; Trinity (Tex.) 4, Emory 3. (Trinity [Tex.] advances). **West—**Redlands 5, Claremont-M-S 2; UC Santa Cruz 7, Pomona-Pitzer 0; UC Santa Cruz 6, Redlands 1. (UC Santa Cruz advances.) **Semifinals:** Kalamazoo 4, Trinity (Tex.) 3; Williams 4, UC Santa Cruz 3. **Third Place:** UC Santa Cruz 6, Trinity (Tex.) 1. **Championship:** Williams 4, Kalamazoo 1.

2000 Regionals: East—Williams 6, Bates 1; Bowdoin 4, Trinity (Conn.) 3; Williams 6, Bowdoin 1 (Williams advances). Amherst 5, Swarthmore 2; MIT 4, Washington (Md.) 3; MIT 5, Amherst 0 (MIT advances). **South—**Averett 4, Sewanee 0; Emory 5, Averett 2 (Emory advances). Mary Washington 4, Salisbury 3; Trinity (Tex.) 7, Mary Washington 0 (Trinity [Tex.] advances). **Midwest—**Washington (Mo.) 7, St. Thomas (Minn.) 0; Gust. Adolphus 4, Washington (Mo.) 3 (Gust. Adolphus advances). Kalamazoo 7, Kenyon 0; DePauw 4 Kalamazoo 3 (DePauw advances). **West—**UC San Diego 5, Claremont-M-S 2; Redlands 6, UC San Diego 1 (Redlands advances). Pacific Lutheran 6, Pomona-Pitzer 1; UC Santa Cruz 7, Pacific Lutheran 0 (UC Santa Cruz advances). **Quarterfinals:** Williams 4, Emory 3; Gust. Adolphus 4, Redlands 0; Trinity (Tex.) 4, DePauw 0; UC Santa Cruz 4, MIT 1. **Semifinals:** Gust. Adolphus 4, Williams 3; Trinity (Tex.) 4, UC Santa Cruz 3. **Championship:** Trinity (Tex.) 5, Gust. Adolphus 4.

2001 Regionals: Atlantic South-Sewanee 4, Mary Washington 3; Emory 4, Sewanee 0 (Emory advances). Wash. & Lee 4, Swarthmore 1; Washington (Md.) 4, Wash. & Lee 0 (Washington [Md.] advances). **Central-**Coe 5, Washington (Mo.) 1; Gust. Adolphus 7, Central (Iowa) 0; Gust. Adolphus 4, Coe 0 (Gust. Adolphus advances). DePauw 5, Denison 2; Kalamazoo 7, Wis.-Oshkosh 0; Kalamazoo 6, DePauw 1 (Kalamazoo advances). **Northeast-**MIT 5, Rochester 0; Trinity (Conn.) 5, Bates 1; MIT 5, Trinity (Conn.) 2 (MIT advances). Bowdoin 4, Amherst 3; Williams 7, Bowdoin 0 (Williams advances). **West-**Pacific Lutheran 6, Pomona-Pitzer 1; UC Santa Cruz 4, Pacific Lutheran 1 (UC Santa Cruz advances). Trinity (Tex.) 6, Claremont-M-S 1; Redlands 4, Trinity (Tex.) 3 (Redlands advances). **Quarterfinals:** Gust. Adolphus 4, MIT 1; UC Santa Cruz 4, Emory 0; Williams 4, Washington (Md.) 2; Redlands 4, Kalamazoo 0. **Semifinals:** UC Santa Cruz 4, Gust. Adolphus 3; Williams 4, Redlands 0. **Third Place:** Redlands 4, Gust. Adolphus 3. **Championship:** Williams 4, UC Santa Cruz 1.

2002 Regionals: Atlantic South—Rhodes 4, Sewanee 1; Emory 7, Rhodes 0. (Emory advances); Wash. & Lee 5, Mary Washington 1; Washington (Md.) 4, Swarthmore 1; Washington (Md.) 4, Wash. & Lee 1 [Washington (Md.) advances]; **Central—**Gust. Adolphus 7, Wheaton (Ill.) 0; Kenyon 4, Coe 2; Gust. Adolphus 4, Kenyon 0. (Gust. Adolphus advances); Kalamazoo 7, Denison 0; Washington (Mo.) 4, DePauw 1; Kalamazoo 4, Washington (Mo.) 2 (Kalamazoo advances); **Northeast—**Tufts 4, MIT 3; Williams 4, Tufts 0 (Williams advances); Bowdoin 7, Trinity (Conn.) 0; Middlebury 4, Bates 2; Bowdoin 4, Middlebury 2 (Bowdoin advances); **West—**Redlands 4, Claremont-M-S 3; UC Santa Cruz 6, Redlands 1 (UC Santa Cruz advances); Trinity (Tex.) 4, Linfield 3 [Trinity (Tex.) advances]; Williams 4, Kalamazoo 0; Emory 4, Bowdoin 0; UC Santa Cruz 4, Washington (Md.) 1; Gust. Adolphus 6, Trinity (Tex.) 0. **Semifinals:** Williams 4, UC Santa Cruz 3; Emory 4, Gust. Adolphus 3. **Third Place:** Gust. Adolphus 5, UC Santa Cruz 0. **Championship:** Williams 4, Emory 3.

2003 Regionals: Atlantic South—Rhodes 6, Sewanee 1; Emory 7, Rhodes 0 (Emory advances). Mary Washington 4, Swarthmore 0; Washington (Md.) 4, Wash. & Lee 2; Mary Washington 4, Washington (Md.) 1 (Mary Washington advances). **Central—**Wheaton (Ill.) 4, Coe 1; Gust. Adolphus 6, Carthage 1; Gust. Adolphus 4, Wheaton (Ill.) 0 (Gust. Adolphus advances). Washington (Mo.) 6, DePauw 1; Kenyon 5, Kalamazoo 0; Washington (Mo.) 5, Kenyon 0 [Washington (Mo.) advances]. **Northeast—**Bates 4, MIT 1; Middlebury 4, Bates 3 (Middlebury advances). Williams 5, Rochester 1; Bowdoin 5, Tufts 1; Williams 5, Bowdoin 4 (Williams advances). **West—**Redlands 7, Cal Lutheran 0; UC Santa Cruz 5, Redlands 2 (UC Santa Cruz advances). Trinity (Tex.) 4, Claremont-M-S 3 [Trinity (Tex.) advances]. **Quarterfinals:** Emory 6, Trinity (Tex.) 1; Middlebury 4, Washington (Mo.) 0; Gust. Adolphus 5, Mary Washington 1; Williams 4, UC Santa Cruz 3. **Semifinals:** Emory 4, Middlebury 1; Williams 4, Gust. Adolphus 1. **Championship:** Emory 4, Williams 0.

Outdoor Track and Field

DIVISION I

2003 Championships

Edited by Scott Deitch.

Highlights

Razorbacks Return to Top: Arkansas won its first outdoor team title since 1999 with a strong showing in the distance events June 11-14 at Sacramento State.

Daniel Lincoln won two events and Alistair Cragg added 18 points to head Arkansas' collection of 59 points. The title is the Razorbacks' 10th outdoor crown overall. The 5,000-meter run was the last running event for Arkansas and it proved to be the clincher as Cragg won the race. Earlier, Cragg finished second in the 10,000-meter run behind Lincoln, who also earned his third straight victory in the 3,000-meter steeplechase. Lincoln was the lone individual to repeat as an event winner and to win more than one.

LSU sprinted to wins in both the 400- and 1,600-meter relays with the same quartet of Kelly Willie, Robert Parham, Pete Coley and Bennie Brazell. It is the first time since the relays were added to the championships in 1964 that the same four runners have won both events in the same meet.

For more, go to the June 23, 2003 issue of The NCAA News at www.ncaa.org.

Photo by Stephen Nowland/NCAA Photos

Middle Tennessee's Mardy Scales rejoices over his 100-meter dash victory.

TEAM STANDINGS

1. Arkansas 59
2. Auburn 50
3. Southern California 41 1/2
4. LSU 36
5. Nebraska 33
6. Florida 32
7. Stanford 30
   Tennessee 30
9. Minnesota 29
10. South Carolina 22
11. Pennsylvania 20
    Texas A&M 20
13. Oregon 19 1/4
14. Georgia 19
    TCU 19
16. Middle Tenn. 17
17. Southern Methodist 16
    Texas Tech 16
19. UCLA 14 1/2
20. Mississippi St. 13
21. Texas 12
    UTEP 12
23. Connecticut 11
24. Boise St. 10
    Colorado St. 10
    Kansas 10
27. Brigham Young 8
    Eastern Mich. 8
    Hampton 8
    Missouri 8
    Washington St. 8
32. North Carolina 7
    Ohio St. 7
    Oklahoma 7
    Purdue 7
    William & Mary 7
37. Arizona 6
    Cincinnati 6
    Houston 6
    Iowa 6
    New Mexico 6
    Southern Miss. 6
    Weber St. 6
    Wichita St. 6
    Wisconsin 6
46. American 5
    Harvard 5
    Howard 5
    La.-Lafayette 5
50. Kansas St. 4 1/2
    UMBC 4 1/2
52. Baylor 4
    Florida A&M 4
    Michigan 4
    Montana St. 4
    North Carolina St. 4
57. Alabama 3
    Dartmouth 3
    Florida St. 3
    Iona 3
    Mississippi 3
    Norfolk St. 3
    Rice 3
    Virginia Tech 3
65. Colorado 2
    George Mason 2
    Georgetown 2
    Northeastern 2
    Villanova 2
70. Clemson 1
    Long Island 1
    South Carolina St. 1
73. Ball St. 1/4
    Cal St. Fullerton 1/4
    Duke 1/4

INDIVIDUAL RESULTS

100-meter dash: 1. Mardy Scales, Middle Tenn., 10.25; 2. Pierre Browne, Mississippi St., 10.34; 3. Michael Frater, TCU, 10.36; 4. Marc Burns, Auburn, 10.39; 5. Samie Parker, Oregon, 10.41; 6. Sean Lambert, Tennessee, 10.43; 7. Ahmad Carroll, Arkansas, 10.46; DaBryan Blanton, Oklahoma, disqualified; Marquis Davis, Mississippi St., disqualified.

200-meter dash: 1. Leo Bookman, Kansas, 20.47; 2. Jerome Mathis, Hampton, 20.48; 3. Stanford Routt, Houston, 20.54; 4 Christopher Lambert, Harvard, 20.64; 5. Brendan Christian, Texas, 20.74; 6. Latonel Williams, Alabama, 20.78; 7. Kenneth Baxter, Purdue, 20.99; 8. Ahmad Carroll, Arkansas, 21.48.

400-meter dash: 1. Adam Steele, Minnesota, 44.57; 2. Otis Harris, South Carolina, 44.57; 3. Mitch Potter, Minnesota, 44.58; 4. Gary Kikaya, Tennessee, 45.02; 5. Kelly Willie, LSU, 45.28; 6. Sanjay Ayre, Auburn, 45.29; 7. Brandon Simpson, TCU, 45.40; 8. Richard James, Long Island, 45.82.

800-meter run: 1. Sam Burley, Pennsylvania, 1:46.50; 2. Jonathan Johnson, Texas Tech, 1:46.51; 3. Robbie Stevens, Arkansas, 1:46.85; 4. Moise Joseph, Florida, 1:47.05; 5. Nate Brannen, Michigan, 1:47.45; 6. Jackson Langat, TCU, 1:47.53; 7. Jesse O'Connell, Georgetown, 1:47.56; 8. Aldwyn Sappleton, Oklahoma, 1:48.08.

1,500-meter run: 1. Grant Robison, Stanford, 3:40.39; 2. Chris Mulvaney, Arkansas, 3:40.44; 3. Joel Atwater, Weber St., 3:41.11; 4. Sean O'Brian, American, 3:41.89; 5. Said Ahmed, Arkansas, 3:42.83; 6. James Bowler, Nebraska, 3:43.07; 7. Richard Kiplagat, Iona, 3:43.32; 8. Martin Robeck, Minnesota, 3:44.04.

3,000-meter steeplechase: 1. Daniel Lincoln, Arkansas, 8:26.65; 2. Jordan Desilets, Eastern Mich., 8:29.44; 3. Bashar Ibrahim, UTEP, 8:31.71; 4. Isaiah Festa, Wisconsin, 8:32.18; 5. Lyle Weese, Montana St., 8:34.51; 6. Kevin Barra, Texas, 8:35.81; 7. Andy Smith, North Carolina St., 8:36.56; 8. Itay Magidi, Clemson, 8:36.92.

5,000-meter run: 1. Alistair Cragg, Arkansas, 13:47.87; 2. Louis Luchini, Stanford, 13:49.81; 3. Robert Cheseret, Arizona, 13:52.17; 4. Seth Hejny, Stanford, 13:52.27; 5. Ed Moran, William & Mary, 13:54.46; 6. Sean Graham, William & Mary, 13:58.39; 7. Billy Nelson, Colorado, 13:58.91; 8. Eric Logsdon, Oregon, 13:59.00.

10,000-meter run: 1. Daniel Lincoln, Arkansas, 28:20.20; 2. Alistair Cragg, Arkansas, 28:20.29; 3. Matt Gonzales, New Mexico, 28:26.88; 4. Jason Hartmann, Oregon, 28:31.96; 5. Ian Dobson, Stanford, 28:32.23; 6. Joep Tigchelaar, Florida St., 28:34.09; 7. Adam Tenforde, Stanford, 28:37.65; 8. Peter Riley, Iona, 28:38.67.

110-meter high hurdles: 1. Ryan Wilson, Southern California, 13.35; 2. Chris Pinnock, Texas A&M,

13.40; 3. David Payne, Cincinnati, 13.53; 4. David Oliver, Howard, 13.60; 5. Karl Jennings, Tennessee, 13.65; 6. Josh Walker, Florida, 13.67; 7. David Davis, Nebraska, 13.71; 8. Kelvin Harris, Mississippi St., 13.86.

400-meter intermediate hurdles: 1. Dean Griffiths, Auburn, 48.55; 2. Rickey Harris, Florida, 48.83; 3. Fred Sharpe, Auburn, 49.23; 4. Bennie Brazell, LSU, 49.38; 5. Dwight Ruff, Florida, 49.60; 6. Eric Dudley, Washington St., 50.12; 7. Nicholas O'Brien, Villanova, 50.55; 8. Victor Okorie, Middle Tenn., 50.96.

400-meter relay: 1. LSU (Kelly Willie, Robert Parham, Pete Coley, Bennie Brazell), 38.65; 2. Tennessee, 38.72; 3. Middle Tenn., 38.94; 4. Florida, 39.13; 5. Florida A&M, 39.62; 6. TCU, 39.97; 7. George Mason, 39.98; Houston, did not finish.

1,600-meter relay: 1. LSU (Robert Parham, Bennie Brazell, Pete Coley, Kelly Willie), 3:02.01; 2. Minnesota, 3:02.33; 3. South Carolina, 3:02.86; 4. Texas, 3:03.63; 5. Baylor, 3:03.70; 6. Texas Tech, 3:04.76; 7. Auburn, 3:05.51; 8. Florida, 3:07.23.

High jump: 1. David Jaworski, Southern California, 2.28 (7-5 3/4); 2. Shaun Kologinczak, Nebraska, 2.28 (7-5 3/4); 3. Cedric Norman, Southern Miss., 2.25 (7-4 1/2); 4. (tie) Kyle Lancaster, Kansas St., and Huguens Jean, UMBC, 2.22 (7-3 1/4); 6. Adam Shunk, North Carolina, 2.22 (7-3 1/4); 7. Jesse Williams, North Carolina St., 2.18 (7-1 3/4); 8. Mike Deibler, Connecticut, 2.18 (7-1 3/4).

Pole vault: 1. Eric Eshbach, Nebraska, 5.45 (17-10 1/2); 2. Trent Powell, Brigham Young, 5.45 (17-10 1/2); 3. Brian DaCunha, Florida, 5.45 (17-10 1/2); 4. Mike Westlund, Oklahoma, 5.30 (17-4 1/2); 5. (tie) Jeffrey Ryan, Southern California, and Yoo Kim, UCLA, 5.30 (17-4 1/2); 7. Pat Luke, UCLA, 5.30 (17-4 1/2); 8. (tie) Brent Warner, Duke, Paul Panning, Ball St., Trevor Woods, Oregon, and Giovanni Lanaro, Cal St. Fullerton, 5.15 (16-10 3/4).

Long jump (w indicates wind aided): 1. Leevan Sands, Auburn, 8.05w (26-5); 2. Tony Allmond, South Carolina, 8.02 (26-3 3/4); 3. John Moffitt, LSU, 8.00 (26-3); 4. Aundre Edwards, TCU, 7.90 (25-11); 5. Juaune Armon, UCLA, 7.88 (25-10 1/4); 6. Tommy Oleksy, Rice, 7.80w (25-7 1/4); 7. Allen Simms, Southern California, 7.69 (25-2 3/4); 8. Darryl Reeves, South Carolina St., 7.66 (25-1 3/4).

Triple jump (w indicates wind aided): 1. Julien Kapek, Southern California, 17.12 (56-2); 2. Leevan Sands, Auburn, 16.92 (55-6 1/4); 3. Allen Simms, Southern California, 16.90 (55-5 1/2); 4. Lawrence Willis, La.-Lafayette, 16.41w (53-10 1/4); 5. Randy Lewis, Wichita St., 16.15 (53-0); 6. Desmond Kapofu, Norfolk St., 16.13 (52-11); 7. Kendrick Johnson, Boise St., 16.00 (52-6); 8. Lejuan Simon, LSU, 16.00w (52-6).

Shot put: 1. Carl Myerscough, Nebraska, 21.92 (71-11); 2. Christian Cantwell, Missouri, 21.56 (70-9); 3. Dan Taylor, Ohio St., 20.23 (66-4 1/2); 4. Nedzad Mulabegovic, Purdue, 19.71 (64-8); 5. Karl Erickson, Minnesota, 19.17 (62-10 3/4); 6. Dan Ames, UCLA, 18.91 (62-0 1/2); 7. Scott Wiegand, UCLA, 18.82 (61-9); 8. Kevin Bookout, Oklahoma, 18.71 (61-4 3/4).

Discus throw: 1. Hannes Hopley, Southern Methodist, 61.25 (200-11); 2. Josh Ralston, Texas A&M, 60.43 (198-3); 3. Michael Robertson, Southern Methodist, 59.47 (195-1); 4. Jason Young, Texas Tech, 59.25 (194-5); 5. Vikas Gowda, North Carolina, 58.47 (191-10); 6. Stacy Andrews, Mississippi, 57.44 (188-5); 7. Drew Loftin, Colorado St., 57.23 (187-9); 8. Dan Taylor, Ohio St., 55.67 (182-8).

Hammer throw: 1. Lucais MacKay, Georgia, 70.19 (230-3); 2. Drew Loftin, Colorado St., 67.83 (222-6); 3. Panagiotis Mavraganis, Georgia, 67.21 (220-6); 4. Janne Vartia, UTEP, 67.13 (220-3); 5. Adam Kriz, Oregon, 67.10 (220-2); 6. Spyridon Jullien, Virginia Tech, 66.65 (218-8); 7. Vincent Tortorella, Northeastern, 66.27 (217-5); 8. Nick Welihozkiy, Stanford, 65.72 (215-7).

Javelin throw: 1. Brian Chaput, Pennsylvania, 78.69 (258-2); 2. Rob Minnitti, Boise St., 75.07 (246-3); 3. Bill Neumann, Iowa, 74.27 (243-8); 4. John Stiegeler, Oregon, 73.58 (241-5); 5. Luke Marrs, Texas A&M, 71.38 (234-2); 6. Trevor Snyder, Georgia, 71.23 (233-8); 7. Paul Pisano, Connecticut, 70.57 (231-6); 8. Janne Sakko, UTEP, 70.41 (231-0).

Decathlon: 1. Stephen Harris, Tennessee, 8,061; 2. Will Thomas, Connecticut, 7,894; 3. Maurice Smith, Auburn, 7,854; 4. Darion Powell, Washington St., 7,511; 5. Trey Hardee, Mississippi St., 7,468; 6. Mustafa Abdur-Rahim, Dartmouth, 7,466; 7. Jens Lukoschat, Wichita St., 7,364; 8. Ryan Tremelling, Wisconsin, 7,346.

History

Team Results

*(Note: No meet held in 1924.) †Indicates fraction of a point. *Unofficial championship.*

Year	Champion	Coach	Points	Runner-Up	Points	Host or Site
1921	Illinois	Harry Gill	20 1/4	Notre Dame	16 3/4	Chicago
1922	California	Walter Christie	28 1/2	Penn St.	19 1/2	Chicago
1923	Michigan	Stephen Farrell	29 1/2	Mississippi St.	16	Chicago
1925	*Stanford	R.L. Templeton	31 †			Chicago
1926	*Southern California	Dean Cromwell	27 †			Chicago
1927	*Illinois	Harry Gill	35 †			Chicago
1928	Stanford	R.L. Templeton	72	Ohio St.	31	Chicago
1929	Ohio St.	Frank Castleman	50	Washington	42	Chicago
1930	Southern California	Dean Cromwell	55 27/70	Washington	40	Chicago
1931	Southern California	Dean Cromwell	77 1/7	Ohio St.	31 1/7	Chicago
1932	Indiana	Billy Hayes	56	Ohio St.	49 3/4	Chicago
1933	LSU	Bernie Moore	58	Southern California	54	Chicago
1934	Stanford	R.L. Templeton	63	Southern California	54 7/20	So. California
1935	Southern California	Dean Cromwell	74 1/5	Ohio St.	40 1/5	California
1936	Southern California	Dean Cromwell	103 1/3	Ohio St.	73	Chicago
1937	Southern California	Dean Cromwell	62	Stanford	50	California
1938	Southern California	Dean Cromwell	67 3/4	Stanford	38	Minnesota
1939	Southern California	Dean Cromwell	86	Stanford	44 3/4	So. California
1940	Southern California	Dean Cromwell	47	Stanford	28 2/3	Minnesota
1941	Southern California	Dean Cromwell	81 1/2	Indiana	50	Stanford
1942	Southern California	Dean Cromwell	85 1/2	Ohio St.	44 1/5	Nebraska
1943	Southern California	Dean Cromwell	46	California	39	Northwestern
1944	Illinois	Leo Johnson	79	Notre Dame	43	Marquette
1945	Navy	E.J. Thomson	62	Michigan	52 3/5	Marquette
1946	Illinois	Leo Johnson	78	Southern California	42 17/20	Minnesota
1947	Illinois	Leo Johnson	59 2/3	Southern California	34 1/4	Utah
1948	Minnesota	James Kelly	46	Southern California	41 1/2	Minnesota
1949	Southern California	Jess Hill	55 2/5	UCLA	31	So. California
1950	Southern California	Jess Hill	49 1/5	Stanford	28	Minnesota
1951	Southern California	Jess Mortensen	56	Cornell	40	Washington
1952	Southern California	Jess Mortensen	66 7/12	San Jose St.	24 1/3	California
1953	Southern California	Jess Mortensen	80	Illinois	41	Nebraska
1954	Southern California	Jess Mortensen	66 17/20	Illinois	31 17/20	Michigan
1955	Southern California	Jess Mortensen	42	UCLA	34	So. California
1956	UCLA	Elvin Drake	55 7/10	Kansas	51	California
1957	Villanova	James Elliott	47	California	32	Texas
1958	Southern California	Jess Mortensen	48 6/7	Kansas	40 3/4	California
1959	Kansas	Bill Easton	73	San Jose St.	48 7/10	Nebraska
1960	Kansas	Bill Easton	50	Southern California	37	California
1961	Southern California	Jess Mortensen	65	Oregon	47	Pennsylvania

Year	Champion	Coach	Points	Runner-Up	Points	Host or Site
1962	Oregon	William Bowerman	85	Villanova	40	Oregon
1963	Southern California	Vern Wolfe	61	Stanford	42	New Mexico
1964	Oregon	William Bowerman	70	San Jose St.	40	Oregon
1965	Oregon	William Bowerman	32			California
	Southern California	Vern Wolfe	32			
1966	UCLA	Jim Bush	81	Brigham Young	33	Indiana
1967	Southern California	Vern Wolfe	86	Oregon	40	Brigham Young
1968	Southern California	Vern Wolfe	58	Washington St.	57	California
1969	San Jose St.	Bud Winter	48	Kansas	45	Tennessee
1970	Brigham Young	Clarence Robison	35			Drake
	Kansas	Bob Timmons	35			
	Oregon	William Bowerman	35			
1971	UCLA	Jim Bush	52	Southern California	41	Washington
1972	UCLA	Jim Bush	82	Southern California	49	Oregon
1973	UCLA	Jim Bush	52	Oregon	31	LSU
1974	Tennessee	Stan Huntsman	60	UCLA	56	Texas
1975	UTEP	Ted Banks	55	UCLA	42	Brigham Young
1976	Southern California	Vern Wolfe	64	UTEP	44	Pennsylvania
1977	Arizona St.	Senon Castillo	64	UTEP	50	Illinois
1978	UCLA	Jim Bush	50			Oregon
	UTEP	Ted Banks	50			
1979	UTEP	Ted Banks	64	Villanova	48	Illinois
1980	UTEP	Ted Banks	69	UCLA	46	Texas
1981	UTEP	Ted Banks	70	Southern Methodist	57	LSU
1982	UTEP	John Wedel	105	Tennessee	94	Brigham Young
1983	Southern Methodist	Ted McLaughlin	104	Tennessee	102	Houston
1984	Oregon	Bill Dellinger	113	Washington St.	94 1/2	Oregon
1985	Arkansas	John McDonnell	61	Washington St.	46	Texas
1986	Southern Methodist	Ted McLaughlin	53	Washington St.	52	Indianapolis
1987	UCLA	Bob Larsen	81	Texas	28	LSU
1988	UCLA	Bob Larsen	82	Texas	41	Oregon
1989	LSU	Pat Henry	53	Texas A&M	51	Brigham Young
1990	LSU	Pat Henry	44	Arkansas	36	Duke
1991	Tennessee	Doug Brown	51	Washington St.	42	Oregon
1992	Arkansas	John McDonnell	60	Tennessee	46 1/2	Texas
1993	Arkansas	John McDonnell	69	LSU	45	New Orleans
				Ohio St.	45	
1994	Arkansas	John McDonnell	83	UTEP	45	Boise St.
1995	Arkansas	John McDonnell	61 1/2	UCLA	55	Tennessee
1996	Arkansas	John McDonnell	55	George Mason	40	Oregon
1997	Arkansas	John McDonnell	55	Texas	42 1/2	Indiana
1998	Arkansas	John McDonnell	58 1/2	Stanford	51	Buffalo, N.Y.
1999	Arkansas	John McDonnell	59	Stanford	52	Boise St.
2000	Stanford	Vin Lananna	72	Arkansas	59	Duke
2001	Tennessee	Bill Webb	50	TCU	49	Oregon
2002	LSU	Pat Henry	64	Tennessee	57	LSU
2003	Arkansas	John McDonnell	59	Auburn	50	Sacramento St.

TEAM CHAMPIONSHIPS

(Note: Totals include co-championships and unofficial championships.)

Southern California 26, Arkansas 10, UCLA 8, UTEP 6, Illinois 5, Oregon 5, LSU 4, Stanford 4, Kansas 3, Tennessee 3, Southern Methodist 2, Arizona St., Brigham Young, California, Indiana, Michigan, Minnesota, Navy, Ohio St., San Jose St., Villanova, 1 each.

INDIVIDUAL CHAMPIONSHIPS

(Note: Totals include co-championships. Relay victories count one for each event.)

Southern California 108, UCLA 61, Oregon 48, Arkansas 43, Ohio St. 43, UTEP 42, Stanford 41, Illinois 39, Washington St. 35, LSU 33, Villanova 33, Michigan 32, Texas 32, Kansas 31, Tennessee 31, California 27, Southern Methodist 26, Brigham Young 25, San Jose St. 24, Indiana 21, Rice 19, Washington 19, Auburn 18, Texas A&M 18, Houston 17, Oregon St. 17, Penn St. 16, Wisconsin 16, Notre Dame 15, Arizona St. 14, Missouri 14, Nebraska 14, Marquette 13, Arizona 12, Iowa 12, New York U. 12, Northwestern 12, Pittsburgh 12, Baylor 11, Florida 11, Georgia Tech 11, Michigan St. 11, Oklahoma 11, TCU 11, Fresno St. 10, Iowa St. 10, Morgan St. 10, Oklahoma St. 10, Alabama 9, Colorado 9, Georgia 9, Minnesota 9, George Mason 8, Georgetown 8, Kansas St. 8, San Diego St. 8, South Carolina 8, Abilene Christian 7, Chicago 7, Eastern Mich. 7, Pennsylvania 7, Southern Ill. 7, Boston U. 6, Butler 6, Emporia St. 6, New Mexico 6, Occidental 6, Arkansas St. 5, Cal Poly 5, Grinnell 5, Mississippi St. 5, N.C. Central 5, Nevada 5, Yale 5, Baldwin-Wallace 4, Bowling Green 4, Colorado St. 4, La.-Monroe 4, Mississippi 4, Montana 4, Navy 4, North Carolina 4, Ohio 4, Purdue 4, Rhode Island 4, Boston College 3, Bowdoin 3, Clemson 3, Columbia 3, Dartmouth 3, Drake 3, Idaho 3, Kent St. 3, Long Beach St. 3, Manhattan 3, Maryland 3, Southern U. 3, Utah 3, Utah St. 3, Wayne St. (Mich.) 3, Bradley 2, Brown 2, UC Irvine 2, Cornell 2, Fairleigh Dickinson 2, Florida St. 2, Fordham 2, Harvard 2, Illinois St. 2, Johns Hopkins 2, La.-Lafayette 2, Memphis 2, Miami (Ohio) 2, Mississippi Col. 2, Montana St. 2, Mt. St. Mary's 2, North Carolina St. 2, Pacific Lutheran 2, Princeton 2, Redlands 2, St. John's (N.Y.) 2, South Fla. 2, Texas St. 2, Tuskegee 2, Virginia 2, Wake Forest 2, Weber St. 2, Western Ky. 2, Western Mich. 2, Wichita St. 2, Air Force, Albion, Alfred, Army, Ball St., Bates, Boise St., Bucknell, Cal St. L.A., Caltech, Central St., Connecticut, Denver, Duke, Eastern Ill., Fisk, Florida A&M, Hampton, Hardin-Simmons, Houston Baptist, Illinois Col., Indiana St., Kentucky, Kentucky St., La Salle, Lamar, Louisiana Tech, Loyola (Cal.), Miami (Fla.), Middle Tenn., New Hampshire, Northeastern, Northern Iowa, Northwest Mo. St., Northwestern St., Oberlin, Ohio Wesleyan, Oklahoma Baptist, Pacific (Cal.), Pittsburg St., Princeton, Rowan, Rutgers, Seton Hall, Tennessee St., Texas-Arlington, Texas Southern, Truman, Tufts, Virginia Union, West Chester, Wheaton (Ill.), Winston-Salem, 1 each.

Championships Records

YARDS

100-YARD DASH
9.1—Charlie Greene, Nebraska, 6-15-67 (preliminaries).

220-YARD DASH (STRAIGHTAWAY)
20.4—Ralph Metcalfe, Marquette, 1933; Mel Patton, Southern California, 1949.

220-YARD DASH (ONE TURN)
20.2—Tommie Smith, San Jose St., 6-15-67; John Carlos, San Jose St., 6-21-69.

440-YARD DASH (TWO TURNS)
44.7—Curtis Mills, Texas A&M, 6-21-69.

880-YARD RUN
1:45.9—Byron Dyce, New York U., 6-21-69.

MILE RUN
3:57.1—Dave Wottle, Bowling Green, 6-9-73.

TWO-MILE RUN
8:46.3—Alex Henderson, Arizona St., 1958.

THREE-MILE RUN
13:05.3—Steve Prefontaine, Oregon, 6-9-73.

SIX-MILE RUN
27:43.1—Garry Bjorklund, Minnesota, 6-18-71.

120-YARD HIGH HURDLES
13.1—Rod Milburn, Southern U., 6-8-73.

220-YARD LOW HURDLES (STRAIGHTAWAY)
22.2—Ancel Robinson, Fresno St., 1957.

220-YARD LOW HURDLES (ONE TURN)
22.7—Charlie Tidwell, Kansas, 1958.

440-YARD INTERMEDIATE HURDLES
48.8—Ralph Mann, Brigham Young, 6-20-70.

440-YARD RELAY
38.6—Southern California (Earl McCullouch, Fred Kuller, O.J. Simpson, Lennox Miller), 6-17-67.

MILE RELAY
3:03.06—Oklahoma (Aubrey Jones, Fonnie Kemp, Dannie Carter, Don Bly), 6-2-84.

METERS

100-METER DASH
9.92—Ato Boldon, UCLA, 6-2-96.

200-METER DASH (Straightaway)
20.3—Ralph Metcalfe, Marquette, 1932.

200-METER DASH
19.87—Lorenzo Daniel, Mississippi St., 6-3-88; John Capel, Florida, 6-5-99.

400-METER DASH
44.00—Quincy Watts, Southern California, 6-6-92.

800-METER RUN
1:44.70—Mark Everett, Florida, 6-1-90.

1,500-METER RUN
3:35.30—Sydney Maree, Villanova, 6-6-81.

3,000-METER STEEPLECHASE
8:12.39—Henry Rono, Washington St., 6-1-78.

5,000-METER RUN
13:20.63—Sydney Maree, Villanova, 6-2-79.

10,000-METER RUN
28:01.30—Suleiman Nyambui, UTEP, 6-1-79.

110-METER HIGH HURDLES
13.22—Greg Foster, UCLA, 6-2-78.

400-METER INTERMEDIATE HURDLES
47.85—Kevin Young, UCLA, 6-3-88.

400-METER RELAY
38.04—TCU (Bryan Howard, Jarmiene Holloway, Syan Williams, Percy Spencer), 6-5-98.

1,600-METER RELAY
2:59.91—UCLA (Steve Lewis, Kevin Young, Danny Everett, Henry Thomas), 6-4-88.

FIELD EVENTS

HIGH JUMP
2.38 (7-93/4)—Hollis Conway, La.-Lafayette, 6-3-89.

POLE VAULT
5.82 (19-1)—Lawrence Johnson, Tennessee, 5-29-96.

LONG JUMP
8.53 (28-0)—Erick Walder, Arkansas, 6-3-93.

TRIPLE JUMP
17.57 (57-73/4)—Keith Connor, Southern Methodist, 6-5-82.

SHOT PUT
22.00 (72-21/4)—John Godina, UCLA, 6-3-95.

DISCUS THROW
67.06 (220-0)—Kamy Keshmiri, Nevada, 6-5-92.

HAMMER THROW
80.86 (265-3)—Balazs Kiss, Southern California, 5-31-96.

JAVELIN THROW
89.98 (295-2)—Einar Vilhjalmsson, Texas, 6-2-83.

JAVELIN THROW (NEW JAVELIN)
81.86 (268-7)—Esko Mikkola, Arizona, 6-3-98.

DECATHLON
8,279—Tito Steiner, Brigham Young, 6-2/3-81.

DECATHLON (NEW JAVELIN)
8,276—Brian Brophy, Tennessee, 6-5/6-92.

MISCELLANEOUS

INDIVIDUAL CHAMPIONS, YEAR
7—Ohio St., 1936.
6—Southern California, 1953.
5—Stanford, 1928; Southern California, 1931; UTEP, 1980; Arkansas, 1994.

INDIVIDUAL TITLES, YEAR
4—Jesse Owens, Ohio St., 1935 (100-yard dash, 220-yard dash, 220-yard low hurdles, long jump), 1936 (100-meter dash, 200-meter dash, 220-yard low hurdles, long jump).

INDIVIDUAL TITLES, CAREER
8—Jesse Owens, Ohio St. (100-yard dash 1935, 100-meter dash 1936, 220-yard dash 1935, 200-meter dash 1936, 220-yard low hurdles 1935-36, long jump 1935-36).
7—Suleiman Nyambui, UTEP (5,000-meter run 1980-81-82, 10,000-meter run 1979-80-81-82).
6—Ralph Metcalfe, Marquette (100-meter dash 1932, 100-yard dash 1933-34, 200-meter dash 1932, 220-yard dash 1933-34); Gerry Lindgren, Washington St. (three-mile run 1966-67, 5,000-meter run 1968, six-mile run 1966-67, 10,000-meter run 1968).

REPEAT CHAMPIONS
4—Steve Prefontaine, Oregon (three-mile run 1970-71-72*-73); Scott Neilson, Washington (hammer throw 1976-77-78-79); Suleiman Nyambui, UTEP (10,000-meter run 1979-80-81-82); Balazs Kiss, Southern California (hammer throw 1993-94-95-96).

**Event run at metric distance.*

Individual Champions

(Note: w denotes wind-aided time or distance.)

100-METER DASH
1921 Leonard Paulu, Grinnell, 10.0*
1922 Leonard Paulu, Grinnell, 9.9*
1923 Lou Clarke, Johns Hopkins, 9.9*
1925 DeHart Hubbard, Michigan, 9.8*
1926 Roland Locke, Nebraska, 9.9*

1927 Fred Alderman, Michigan St., 9.9*
1928 Claude Bracey, Rice, 9.6*
1929 George Simpson, Ohio St., 9.4*
1930 Frank Wykoff, Southern California, 9.4*
1931 Frank Wykoff, Southern California, 9.6*

1932 Ralph Metcalfe, Marquette, 10.2
1933 Ralph Metcalfe, Marquette, 9.4*
1934 Ralph Metcalfe, Marquette, 9.7*
1935 Jesse Owens, Ohio St., 9.8*
1936 Jesse Owens, Ohio St., 10.2

1937 Sam Stoller, Michigan, 9.7*
1938 Mozelle Ellerbe, Tuskegee, 9.7*
1939 Mozelle Ellerbe, Tuskegee, 9.8*
1940 Norwood Ewell, Penn St., 9.6*
1941 Norwood Ewell, Penn St., 9.6*

1942 Hal Davis, California, 9.6*
1943 Hal Davis, California, 10.0*
1944 Buddy Young, Illinois, 9.7*
1945 John Van Velzer, Navy, 10.1*
1946 William Mathis, Illinois, 9.6*

1947 Mel Patton, Southern California, 9.7*
1948 Mel Patton, Southern California, 10.4
1949 Mel Patton, Southern California, 9.7*
1950 Bob Boyd, Loyola (Cal.), 9.8*
1951 Art Bragg, Morgan St., 9.6*

1952 Jim Golliday, Northwestern, 10.4
1953 Willie Williams, Illinois, 9.7*
1954 Willie Williams, Illinois, 9.5*
1955 Jim Golliday, Northwestern, 9.6*
1956 Bobby Morrow, Abilene Christian, 10.4

1957 Bobby Morrow, Abilene Christian, 9.4*
1958 Ira Murchison, Western Mich., 9.5*
1959 Charlie Tidwell, Kansas, 9.3*
1960 Charlie Tidwell, Kansas, 10.2
1961 Frank Budd, Villanova, 9.4*

1962 Frank Budd, Villanova, 9.4*
1963 Larry Questad, Stanford, 9.7*
1964 Harry Jerome, Oregon, 10.1
1965 Charlie Greene, Nebraska, 9.4*
1966 Charlie Greene, Nebraska, 9.3*

1967 Charlie Greene, Nebraska, 9.2*
1968 Lennox Miller, Southern California, 10.1
1969 John Carlos, San Jose St., 9.2*
1970 Eddie Hart, California, 9.4*
1971 Harrington Jackson, UTEP, 9.5*

1972 Warren Edmonson, UCLA, 10.1w
1973 Ed Hammonds, Memphis, 9.4*
1974 Reggie Jones, Tennessee, 9.18*
1975 Hasely Crawford, Eastern Mich., 9.35*
1976 Harvey Glance, Auburn, 10.16

1977 Harvey Glance, Auburn, 10.22
1978 Clarence Edwards, Southern California, 10.07
1979 Jerome Deal, UTEP, 10.19
1980 Stanley Floyd, Auburn, 10.10
1981 Carl Lewis, Houston, 9.99w

1982 Stanley Floyd, Houston, 10.03
1983 Emmit King, Alabama, 10.15
1984 Sam Graddy, Tennessee, 10.25
1985 Terry Scott, Tennessee, 10.02w
1986 Lee McRae, Pittsburgh, 10.11

1987 Raymond Stewart, TCU, 10.14
1988 Joe DeLoach, Houston, 10.03
1989 Raymond Stewart, TCU, 9.97
1990 Leroy Burrell, Houston, 9.94w
1991 Frank Fredericks, Brigham Young, 10.03w

1992 Olapade Adeniken, UTEP, 10.09
1993 Michael Green, Clemson, 10.09
1994 Sam Jefferson, Houston, 10.12w
1995 Tim Harden, Kentucky, 10.05
1996 Ato Boldon, UCLA, 9.92

1997 Obadele Thompson, UTEP, 10.13
1998 Leonard Myles-Mills, Brigham Young, 10.20w
1999 Leonard Myles-Mills, Brigham Young, 9.98
2000 Bernard Williams, Florida, 10.03
2001 Justin Gatlin, Tennessee, 10.08

2002 Justin Gatlin, Tennessee, 10.22
2003 Mardy Scales, Middle Tenn., 10.25

**100 yards*

200-METER DASH
1921 Eric Wilson, Iowa, 22.6*
1922 Leonard Paulu, Grinnell, 21.8*
1923 Eric Wilson, Iowa, 21.9*
1925 Glen Gray, Butler, 21.9*
1926 Roland Locke, Nebraska, 20.9*

1927 Fred Alderman, Michigan St., 21.1*
1928 Claude Bracey, Rice, 20.9*
1929 George Simpson, Ohio St., 20.8*
1930 George Simpson, Ohio St., 20.7*
1931 Eddie Tolan, Michigan, 21.5*

1932 Ralph Metcalfe, Marquette, 20.3
1933 Ralph Metcalfe, Marquette, 20.4*
1934 Ralph Metcalfe, Marquette, 20.9*
1935 Jesse Owens, Ohio St., 21.5*

1936 Jesse Owens, Ohio St., 21.3

1937 Ben Johnson, Columbia, 21.3*
1938 Mack Robinson, Oregon, 21.3*
1939 Clyde Jeffrey, Stanford, 21.1*
1940 Norwood Ewell, Penn St., 21.1*
1941 Norwood Ewell, Penn St., 21.1*

1942 Hal Davis, California, 21.2*
1943 Hal Davis, California, 21.4*
1944 Buddy Young, Illinois, 21.6*
1945 Earl Collins, Texas, 22.4*
1946 Herb McKenley, Illinois, 21.3*

1947 Herb McKenley, Illinois, 20.7*
1948 Mel Patton, Southern California, 20.7
1949 Mel Patton, Southern California, 20.4*
1950 Charley Parker, Texas, 21.5*
1951 George Rhoden, Morgan St., 20.7*

1952 Jim Ford, Drake, 21.0
1953 Thane Baker, Kansas St., 21.5*
1954 Charles Thomas, Texas, 20.7*
1955 Jim Golliday, Northwestern, 21.1*
1956 Bobby Morrow, Abilene Christian, 20.6

1957 Bobby Morrow, Abilene Christian, 21.0*
1958 Ed Collymore, Villanova, 20.7*
1959 Ray Norton, San Jose St., 20.9*
1960 Charlie Tidwell, Kansas, 20.8
1961 Frank Budd, Villanova, 20.8*

1962 Harry Jerome, Oregon, 20.8*
1963 Henry Carr, Arizona St., 20.5*
1964 Bob Hayes, Florida A&M, 20.4
1965 Earl Horner, Villanova, 21.1*
1966 Tom Jones, UCLA, 20.9*

1967 Tommie Smith, San Jose St., 20.2*
1968 Emmett Taylor, Ohio, 20.8
1969 John Carlos, San Jose St., 20.2*
1970 Willie Turner, Oregon St., 20.6*
1971 Larry Black, N.C. Central, 20.5*

1972 Larry Burton, Purdue, 20.5w
1973 Marshall Dill, Michigan St., 20.9*
1974 James Gilkes, Fisk, 19.90w*
1975 Reggie Jones, Tennessee, 20.6*
1976 Harvey Glance, Auburn, 20.74

1977 William Snoddy, Oklahoma, 20.48
1978 Clarence Edwards, Southern California, 20.16
1979 Greg Foster, UCLA, 20.22
1980 Michael Roberson, Florida St., 19.96w
1981 Dwayne Evans, Arizona St., 20.20w

1982 James Butler, Oklahoma St., 20.07w
1983 Elliott Quow, Rutgers, 20.31
1984 Kirk Baptiste, Houston, 20.16w
1985 Kirk Baptiste, Houston, 20.03w
1986 Floyd Heard, Texas A&M, 20.34

1987 Floyd Heard, Texas A&M, 20.03w
1988 Lorenzo Daniel, Mississippi St., 19.87
1989 Dennis Mitchell, Florida, 20.09
1990 Michael Johnson, Baylor, 20.31
1991 Frank Fredericks, Brigham Young, 19.90w

1992 Olapade Adeniken, UTEP, 20.11
1993 Chris Nelloms, Ohio St., 20.27
1994 Andrew Tynes, UTEP, 20.20w
1995 Ato Boldon, UCLA, 20.24
1996 Rohsaan Griffin, LSU, 20.24

1997 Obadele Thompson, UTEP, 20.03
1998 Curtis Perry, LSU, 20.40w
1999 John Capel, Florida, 19.87
2000 Shawn Crawford, Clemson, 20.09
2001 Justin Gatlin, Tennessee, 20.11w

2002 Justin Gatlin, Tennessee, 20.18
2003 Leo Bookman, Kansas, 20.47

**220 yards*

400-METER DASH

1921 Frank Shea, Pittsburgh, 49.0*
1922 C.S. Cochran, Mississippi St., 49.7*
1923 C.S. Cochran, Mississippi St., 49.2*
1925 Hermon Phillips, Butler, 49.4*
1926 Hermon Phillips, Butler, 48.7*

1927 Hermon Phillips, Butler, 48.5*
1928 E.L. Spencer, Stanford, 47.7*
1929 Russell Walter, Northwestern, 47.9*
1930 Reginald Bowen, Pittsburgh, 48.0*
1931 Victor Williams, Southern California, 48.3*

1932 Alex Wilson, Notre Dame, 48.0
1933 Glenn Hardin, LSU, 47.1*
1934 Glenn Hardin, LSU, 47.0*
1935 James LuValle, UCLA, 47.7*

1936 Archie Williams, California, 47.0

1937 Loren Benke, Washington St., 47.1*
1938 Ray Mallott, Stanford, 46.8*
1939 Erwin Miller, Southern California, 47.5*
1940 Lee Orr, Washington St., 47.3*
1941 Hubert Kerns, Southern California, 46.6*

1942 Cliff Bourland, Southern California, 48.2*
1943 Cliff Bourland, Southern California, 48.5*
1944 Elmore Harris, Morgan St., 47.9*
1945 William Kash, Navy, 49.8*
1946 Herb McKenley, Illinois, 47.5*

1947 Herb McKenley, Illinois, 46.2*
1948 Norman Rucks, South Carolina, 47.2
1949 Charles Moore, Cornell, 47.0*
1950 George Rhoden, Morgan St., 47.2*
1951 George Rhoden, Morgan St., 46.5*

1952 George Rhoden, Morgan St., 46.3
1953 Jim Lea, Southern California, 47.0*
1954 Jim Lea, Southern California, 46.7*
1955 J.W. Mashburn, Oklahoma St., 46.6*
1956 J.W. Mashburn, Oklahoma St., 46.4*

1957 Bob McMurray, Morgan St., 46.8*
1958 Glenn Davis, Ohio St., 45.7*
1959 Eddie Southern, Texas, 46.4*
1960 Ted Woods, Colorado, 45.7
1961 Adolph Plummer, New Mexico, 46.2*

1962 Hubert Brown, Morgan St., 46.9*
1963 Ulis Williams, Arizona St., 45.8*
1964 Ulis Williams, Arizona St., 45.9
Bob Tobler, Brigham Young, 45.9
1965 Jim Kemp, Kentucky St., 46.2*
1966 Dwight Middleton, Southern California, 46.3*

1967 Emmett Taylor, Ohio, 45.9*
1968 Lee Evans, San Jose St., 45.0
1969 Curtis Mills, Texas A&M, 44.7*
1970 Larry James, Villanova, 45.5*
1971 John Smith, UCLA, 45.3*

1972 John Smith, UCLA, 44.5
1973 Maurice Peoples, Arizona St., 45.0*
1974 Larance Jones, Truman, 45.46*
1975 Benny Brown, UCLA, 45.35*
1976 Ken Randle, Southern California, 45.2

1977 Herman Frazier, Arizona St., 45.57
1978 Vacated
1979 Kasheef Hassan, Oregon St., 45.18
1980 Bert Cameron, UTEP, 45.23
1981 Bert Cameron, UTEP, 44.58

1982 Kasheef Hassan, Oregon St., 45.47
1983 Bert Cameron, UTEP, 44.62
1984 Antonio McKay, Georgia Tech, 44.83
1985 Roddie Haley, Arkansas, 44.70
1986 Gabriel Tiacoh, Washington St., 44.30

1987 Butch Reynolds, Ohio St., 44.12
1988 Danny Everett, UCLA, 44.52
1989 Raymond Pierre, Baylor, 44.59
1990 Steve Lewis, UCLA, 45.19
1991 Gabriel Luke, Rice, 45.32

1992 Quincy Watts, Southern California, 44.00
1993 Calvin Davis, Arkansas, 45.04
1994 Derek Mills, Georgia Tech, 45.06
1995 Greg Haughton, George Mason, 44.62
1996 Davian Clarke, Miami (Fla.), 45.29

1997 Roxbert Martin, Oklahoma, 44.77
1998 Jerome Davis, Southern California, 45.18
1999 Clement Chukwu, Eastern Mich., 44.79
2000 Avard Moncur, Auburn, 44.72
2001 Avard Moncur, Auburn, 44.84

2002 Gary Kikaya, Tennessee, 44.53
2003 Adam Steele, Minnesota, 44.57

**440 yards*

800-METER RUN

1921 Earl Eby, Pennsylvania, 1:57.4*
1922 Alan Helffrich, Penn St., 1:58.1*
1923 Alan Helffrich, Penn St., 1:56.3*
1925 James Charteris, Washington, 1:55.4*
1926 Alva Martin, Northwestern, 1:51.7**

1927 John Sittig, Illinois, 1:54.2*
1928 Virgil Jess Gist, Chicago, 1:54.4*
1929 Edwin Genung, Washington, 1:55.0*
1930 Orval Martin, Purdue, 1:54.1*
1931 Dale Letts, Chicago, 1:53.5*

1932 Charles Hornbostel, Indiana, 1:52.7
1933 Charles Hornbostel, Indiana, 1:50.9*
1934 Charles Hornbostel, Indiana, 1:51.9*

1935 Elroy Robinson, Fresno St., 1:52.9*
1936 Charles Beetham, Ohio St., 1:53.0

1937 John Woodruff, Pittsburgh, 1:50.3*
1938 John Woodruff, Pittsburgh, 1:51.3*
1939 John Woodruff, Pittsburgh, 1:51.3*
1940 Campbell Kane, Indiana, 1:51.5*
1941 Campbell Kane, Indiana, 1:51.2*

1942 Bill Lyda, Oklahoma, 1:50.8*
1943 Joe Nowicki, Fordham, 1:54.2*
1944 Robert Kelley, Illinois, 1:55.1*
1945 Ross Hume, Michigan, 1:55.7*
1946 Lewis Smith, Virginia Union, 1:52.6*

1947 William Clifford, Ohio St., 1:50.8*
1948 Mal Whitfield, Ohio St., 1:51.1
1949 Mal Whitfield, Ohio St., 1:50.3*
1950 Bill Brown, Morgan St., 1:51.2*
1951 John Barnes, Occidental, 1:50.7*

1952 John Barnes, Occidental, 1:49.6
1953 Lang Stanley, San Jose St., 1:52.4*
1954 Arnold Sowell, Pittsburgh, 1:50.5*
1955 Tom Courtney, Fordham, 1:49.5*
1956 Arnold Sowell, Pittsburgh, 1:46.7

1957 Don Bowden, California, 1:47.2*
1958 Ron Delany, Villanova, 1:48.6*
1959 George Kerr, Illinois, 1:47.8*
1960 George Kerr, Illinois, 1:46.4
1961 John Bork, Western Mich., 1:48.3*

1962 Jim Dupree, Southern Ill., 1:48.2*
1963 Norm Hoffman, Oregon St., 1:48.0*
1964 Tom Farrell, St. John's (N.Y.), 1:48.5
1965 Tom Farrell, St. John's (N.Y.), 1:48.1*
1966 Peter Scott, Nebraska, 1:47.9*

1967 Wade Bell, Oregon, 1:47.6*
1968 Byron Dyce, New York U., 1:47.3
1969 Byron Dyce, New York U., 1:45.9*
1970 Ken Swenson, Kansas St., 1:46.3*
1971 Mark Winzenried, Wisconsin, 1:48.8*

1972 Willie Thomas, Tennessee, 1:47.1
1973 Skip Kent, Wisconsin, 1:47.2*
1974 Willie Thomas, Tennessee, 1:48.72*
1975 Mark Enyeart, Utah St., 1:47.01*
1976 Tom McLean, Bucknell, 1:47.36

1977 Mark Enyeart, Utah St., 1:45.16
1978 Peter Lemashon, UTEP, 1:45.68
1979 Don Paige, Villanova, 1:46.18
1980 Don Paige, Villanova, 1:45.81
1981 Sammy Koskei, Southern Methodist, 1:46.41

1982 David Mack, Oregon, 1:48.00
1983 Joaquim Cruz, Oregon, 1:44.91
1984 Joaquim Cruz, Oregon, 1:45.10
1985 Earl Jones, Eastern Mich., 1:45.12
1986 Freddie Williams, Abilene Christian, 1:46.61

1987 Tracy Baskin, Seton Hall, 1:46.58
1988 Paul Ereng, Virginia, 1:46.76
1989 Paul Ereng, Virginia, 1:47.50
1990 Mark Everett, Florida, 1:44.70
1991 George Kersh, Mississippi, 1:45.82

1992 Jose Parrilla, Tennessee, 1:46.45
1993 Jose Parrilla, Tennessee, 1:46.51
1994 Jose Parrilla, Tennessee, 1:46.01
1995 Brandon Rock, Arkansas, 1:46.37
1996 Einars Tupuritis, Wichita St., 1:45.08

1997 Bryan Woodward, Georgetown, 1:46.45
1998 Khadevis Robinson, TCU, 1:46.04
1999 Derrick Peterson, Missouri, 1:46.97
2000 Patrick Nduwimana, Arizona, 1:45.08
2001 Otukile Lekote, South Carolina, 1:46.68

2002 Otukile Lekote, South Carolina, 1:45.17
2003 Sam Burley, Pennsylvania, 1:46.50

**880 yards*
***Race was 22 feet, 3 inches short.*

1,500-METER RUN

1921 Ray Watson, Kansas St., 4:23.4*
1922 Larry Shields, Penn St., 4:20.4*
1923 Schulyer Enck, Penn St., 4:27.4*
1925 Jim Reese, Texas, 4:18.8*
1926 Charles Judge, Notre Dame, 4:22.5*

1927 Ray Conger, Iowa St., 4:17.6*
1928 Rufus Kiser, Washington, 4:17.6*
1929 Wilbur Getz, Alfred, 4:19.4*
1930 Joseph Sivak, Butler, 4:19.3*
1931 Ray Putnam, Iowa St., 4:18.0*

1932 Glenn Cunningham, Kansas, 3:53.0
1933 Glenn Cunningham, Kansas, 4:09.8*

1934 William Bonthron, Princeton, 4:08.9*
1935 Archie San Romani, Emporia St., 4:19.1*
1936 Archie San Romani, Emporia St., 3:53.0

1937 Charles Fenske, Wisconsin, 4:13.9*
1938 Louis Zamperini, Southern California, 4:08.3*
1939 Louis Zamperini, Southern California, 4:13.6*
1940 John Munski, Missouri, 4:14.7*
1941 Leslie MacMitchell, New York U., 4:10.4*

1942 Bob Ginn, Nebraska, 4:11.1*
1943 Don Burnham, Dartmouth, 4:19.1*
1944 Robert Hume, Michigan, 4:16.6*
Ross Hume, Michigan, 4:16.6*
1945 Ross Hume, Michigan, 4:18.5*
1946 Robert Rehberg, Illinois, 4:15.2*

1947 Gerry Karver, Penn St., 4:17.2*
1948 Don Gehrmann, Wisconsin, 3:54.3
1949 Don Gehrmann, Wisconsin, 4:09.6*
1950 Don Gehrmann, Wisconsin, 4:12.4*
1951 Warren Druetzler, Michigan St., 4:08.8*

1952 Bob McMillen, Occidental, 3:50.7
1953 Wes Santee, Kansas, 4:03.7*
1954 Bill Dellinger, Oregon, 4:13.8*
1955 Jim Bailey, Oregon, 4:05.6*
1956 Ron Delany, Villanova, 3:47.3

1957 Ron Delany, Villanova, 4:06.5*
1958 Ron Delany, Villanova, 4:03.5*
1959 Jim Grelle, Oregon, 4:03.9*
1960 Dyrol Burleson, Oregon, 3:44.2
1961 Dyrol Burleson, Oregon, 4:00.5*

1962 Dyrol Burleson, Oregon, 3:59.8*
1963 Morgan Groth, Oregon St., 4:05.3*
1964 Morgan Groth, Oregon St., 3:40.4
1965 Bob Day, UCLA, 4:01.8*
1966 David Patrick, Villanova, 4:02.1*

1967 Jim Ryun, Kansas, 4:03.5*
1968 David Patrick, Villanova, 3:39.9
1969 Marty Liquori, Villanova, 3:57.7*
1970 Marty Liquori, Villanova, 3:59.9*
1971 Marty Liquori, Villanova, 3:57.6*

1972 Dave Wottle, Bowling Green, 3:39.7
1973 Dave Wottle, Bowling Green, 3:57.1*
1974 Paul Cummings, Brigham Young, 4:01.8*
1975 Eamonn Coghlan, Villanova, 4:00.06*
1976 Eamonn Coghlan, Villanova, 3:37.01

1977 Wilson Waigwa, UTEP, 3:39.89
1978 Steve Scott, UC Irvine, 3:37.58
1979 Don Paige, Villanova, 3:39.20
1980 Sydney Maree, Villanova, 3:38.64
1981 Sydney Maree, Villanova, 3:35.30

1982 Jim Spivey, Indiana, 3:45.42
1983 Frank O'Mara, Arkansas, 3:40.51
1984 Joaquim Cruz, Oregon, 3:36.48
1985 Abdi Bile, George Mason, 3:41.62
1986 Doug Myers, Oregon, 3:41.72

1987 Abdi Bile, George Mason, 3:35.79
1988 Joe Falcon, Arkansas, 3:38.91
1989 Kip Cheruiyot, Mt. St. Mary's, 3:42.06
1990 Bob Kennedy, Indiana, 3:40.42
1991 Samuel Kibiri, Washington St., 3:39.53

1992 Steve Holman, Georgetown, 3:38.39
1993 Marko Koers, Illinois, 3:38.05
1994 Graham Hood, Arkansas, 3:42.10
1995 Kevin Sullivan, Michigan, 3:37.57
1996 Marko Koers, Illinois, 3:37.57

1997 Seneca Lassiter, Arkansas, 3:40.22
1998 Seneca Lassiter, Arkansas, 3:42.34
1999 Clyde Colenso, Southern Methodist, 3:47.54
2000 Gabe Jennings, Stanford, 3:37.76
2001 Bryan Berryhill, Colorado St., 3:37.05

2002 Donald Sage, Stanford, 3:42.65
2003 Grant Robison, Stanford, 3:40.39

**one mile*

3,000-METER STEEPLECHASE
1948 Browning Ross, Villanova, 9:25.7
1952 Bob McMullen, San Jose St., 9:31.2
1956 Henry Kennedy, Michigan St., 9:16.5
1959 John Macy, Houston, 9:19.1
1960 Charlie Clark, San Jose St., 9:02.1

1961 John Lawler, Abilene Christian, 9:01.1
1962 Pat Traynor, Villanova, 8:48.6
1963 Vic Zwolak, Villanova, 9:10.1
1964 Vic Zwolak, Villanova, 8:42.0
1965 Bruce Mortenson, Oregon, 9:00.8

1966 Bob Richards, Brigham Young, 8:51.6
1967 Chris McCubbins, Oklahoma St., 8:51.4
1968 Kerry Pearce, UTEP, 8:50.8
1969 Jim Barkley, Oregon St., 8:44.4
1970 Sidney Sink, Bowling Green, 8:40.9

1971 Sidney Sink, Bowling Green, 8:30.9
1972 Joe Lucas, Georgetown, 8:30.1
1973 Doug Brown, Tennessee, 8:28.1
1974 Doug Brown, Tennessee, 8:35.94
1975 James Munyala, UTEP, 8:47.93

1976 James Munyala, UTEP, 8:24.86
1977 James Munyala, UTEP, 8:29.51
1978 Henry Rono, Washington St., 8:12.39
1979 Henry Rono, Washington St., 8:17.92
1980 Randy Jackson, Wisconsin, 8:22.81

1981 Solomon Chebor, Fairleigh Dickinson, 8:23.34
1982 Richard Tuwei, Washington St., 8:42.73
1983 Brian Diemer, Michigan, 8:26.95
1984 Farley Gerber, Weber St., 8:19.27
1985 Peter Koech, Washington St., 8:19.84

1986 Julius Korir, Washington St., 8:21.17
1987 Dan Nelson, Oregon, 8:35.37
1988 Karl Van Calcar, Oregon St., 8:32.35
1989 Tom Nohilly, Florida, 8:45.24
1990 Mark Croghan, Ohio St., 8:36.19

1991 Mark Croghan, Ohio St., 8:22.26
1992 Marc Davis, Arizona, 8:36.79
1993 Donovan Bergstrom, Wisconsin, 8:29.08
1994 Jim Svenoy, UTEP, 8:41.22
1995 Jim Svenoy, UTEP, 8:21.48

1996 Dmitry Drozdov, Iowa St., 8:32.01
1997 Pascal Dobert, Wisconsin, 8:31.68
1998 Matt Kerr, Arkansas, 8:36.95
1999 Matt Kerr, Arkansas, 8:44.29
2000 Tim Broe, Alabama, 8:39.03

2001 Daniel Lincoln, Arkansas, 8:42.31
2002 Daniel Lincoln, Arkansas, 8:22.34
2003 Daniel Lincoln, Arkansas, 8:26.65

5,000-METER RUN
1959 Paul Whiteley, Emporia St., 13:59.0*
1960 Al Lawrence, Houston, 14:19.8
1961 Pat Clohessy, Houston, 13:47.7*
1962 Pat Clohessy, Houston, 13:51.6*
1963 Julio Marin, Southern California, 14:24.9*

1964 Bill Straub, Army, 14:12.3
Jim Murphy, Air Force, 14:12.3
1965 Doug Brown, Montana, 13:40.2*
1966 Gerry Lindgren, Washington St., 13:33.7*
1967 Gerry Lindgren, Washington St., 13:47.8*
1968 Gerry Lindgren, Washington St., 13:47.2

1969 Ole Oleson, Southern California, 13:42.0*
1970 Steve Prefontaine, Oregon, 13:22.0*
1971 Steve Prefontaine, Oregon, 13:20.1*
1972 Steve Prefontaine, Oregon, 13:31.4
1973 Steve Prefontaine, Oregon, 13:05.3*

1974 Paul Geis, Oregon, 13:38.89*
1975 John Ngeno, Washington St., 13:22.73*
1976 Joshua Kimeto, Washington St., 13:47.84
1977 Joshua Kimeto, Washington St., 13:38.14
1978 Rudy Chapa, Oregon, 13:35.29

1979 Sydney Maree, Villanova, 13:20.63
1980 Suleiman Nyambui, UTEP, 13:44.43
1981 Suleiman Nyambui, UTEP, 13:38.8
1982 Suleiman Nyambui, UTEP, 13:54.09
1983 Gadamis Shahanga, UTEP, 13:54.13

1984 Julius Korir, Washington St., 13:47.77
1985 Ed Eyestone, Brigham Young, 13:56.72
1986 Terry Brahm, Indiana, 13:56.64
1987 Dean Crowe, Boston U., 13:43.30
1988 Matt Giusto, Arizona, 13:55.94

1989 Marc Davis, Arizona, 14:07.88
1990 John Trautmann, Georgetown, 14:07.47
1991 Shannon Butler, Montana St., 13:41.61
1992 Jon Dennis, South Fla., 14:02.40
1993 Jon Dennis, South Fla., 13:59.00

1994 Brian Baker, Arkansas, 14:22.09
1995 Martin Keino, Arizona, 14:36.78
1996 Alan Culpepper, Colorado, 13:47.26
1997 Mebrahtom Keflezighi, UCLA, 13:44.17
1998 Adam Goucher, Colorado, 13:31.64

1999 Bernard Lagat, Washington St., 14:01.09
2000 Brad Hauser, Stanford, 13:48.80
2001 Jonathon Riley, Stanford, 13:42.51

2002 David Kimani, Alabama, 13:59.30
2003 Alistair Cragg, Arkansas, 13:47.87

**three miles*

10,000-METER RUN
1948 Robert Black, Rhode Island, 32:13.5
1952 Walt Deike, Wisconsin, 32:25.1
1956 Selwyn Jones, Michigan St., 31:15.3
1963 Julio Marin, Southern California, 30:32.9*
1964 Danny Murphy, San Jose St., 29:37.8*

1965 Doug Brown, Montana, 27:59.2*
1966 Gerry Lindgren, Washington St., 28:07.0*
1967 Gerry Lindgren, Washington St., 28:44.0*
1968 Gerry Lindgren, Washington St., 29:41.0
1969 Frank Shorter, Yale, 29:00.2*

1970 Bob Bertelsen, Ohio, 27:57.5*
1971 Garry Bjorklund, Minnesota, 27:43.1*
1972 John Halberstadt, Oklahoma St., 28:50.4
1973 Charles Maguire, Penn St., 28:19.3*
1974 John Ngeno, Washington St., 28:14.46*

1975 John Ngeno, Washington St., 28:20.66*
1976 John Ngeno, Washington St., 28:22.66
1977 Samson Kimombwa, Washington St., 28:10.27
1978 Michael Musyoki, UTEP, 28:30.91
1979 Suleiman Nyambui, UTEP, 28:01.30

1980 Suleiman Nyambui, UTEP, 29:21.85
1981 Suleiman Nyambui, UTEP, 28:34.23
1982 Suleiman Nyambui, UTEP, 29:03.54
1983 Gadamis Shahanga, UTEP, 29:10.28
1984 Ed Eyestone, Brigham Young, 28:05.30

1985 Ed Eyestone, Brigham Young, 28:46.87
1986 Keith Hanson, Marquette, 29:02.68
1987 Joe Falcon, Arkansas, 29:10.66
1988 John Scherer, Michigan, 28:50.39
1989 John Scherer, Michigan, 29:48.95

1990 Shannon Butler, Montana St., 28:38.45
1991 Terry Thornton, LSU, 28:25.92
1992 Sean Dollman, Western Ky., 29:49.50
1993 Jonah Koech, Iowa St., 28:28.67
1994 Teddy Mitchell, Arkansas, 29:39.54

1995 Godfrey Siamusiye, Arkansas, 28:59.60
1996 Godfrey Siamusiye, Arkansas, 28:56.39
1997 Mebrahtom Keflezighi, UCLA, 28:51.18
1998 Brad Hauser, Stanford, 28:31.30
1999 Nathan Nutter, Stanford, 29:11.96

2000 Brad Hauser, Stanford, 30:38.57
2001 Ryan Shay, Notre Dame, 29:05.44
2002 Boaz Cheboiywo, Eastern Mich., 28:32.10
2003 Daniel Lincoln, Arkansas, 28:20.20

**six miles*

110-METER HIGH HURDLES
1921 Earl Thomson, Dartmouth, 14.4*
1922 Harold Barron, Penn St., 15.4*
1923 Ivan Riley, Kansas St., 15.2*
1925 Hugo Leistner, Stanford, 14.6*
1926 George Guthrie, Ohio St., 14.8*

1927 Weems Baskin, Auburn, 14.9*
1928 Dwight Kane, Ohio Wesleyan, 14.7*
1929 Richard Rockaway, Ohio St., 14.7*
1930 Stephen Anderson, Washington, 14.4*
1931 Jack Keller, Ohio St., 14.6*

1932 George Saling, Iowa, 14.2
1933 August Meier, Stanford, 14.2*
1934 Sam Klopstock, Stanford, 14.4*
1935 Sam Allen, Oklahoma Baptist, 14.5*
1936 Forrest Towns, Georgia, 14.3

1937 Forrest Towns, Georgia, 14.3*
1938 Fred Wolcott, Rice, 14.1*
1939 Fred Wolcott, Rice, 14.2*
1940 Ed Dugger, Tufts, 13.9*
1941 Robert Wright, Ohio St., 14.0*

1942 Robert Wright, Ohio St., 14.2*
1943 William Cummins, Rice, 14.6*
1944 David Nichols, Illinois, 15.3*
1945 George Walker, Illinois, 14.9*
1946 Harrison Dillard, Baldwin-Wallace, 14.1*

1947 Harrison Dillard, Baldwin-Wallace, 14.1*
1948 Clyde Scott, Arkansas, 13.7
1949 Craig Dixon, UCLA, 13.9*
1950 Dick Attlesey, Southern California, 14.0*
1951 Jack Davis, Southern California, 13.7*

1952 Jack Davis, Southern California, 14.0
1953 Jack Davis, Southern California, 14.0*

1954 Willard Thomson, Illinois, 14.2*
1955 Milt Campbell, Indiana, 13.9*
1956 Lee Calhoun, N.C. Central, 13.7

1957 Lee Calhoun, N.C. Central, 13.6*
1958 Elias Gilbert, Winston-Salem, 13.9*
1959 Hayes Jones, Eastern Mich., 13.6*
1960 Jim Johnson, UCLA, 14.0
1961 Jerry Tarr, Oregon, 13.9*

1962 Jerry Tarr, Oregon, 13.5*
1963 Robert Green, Southern Ill., 14.1*
1964 Bobby May, Rice, 13.7
1965 Paul Kerry, Southern California, 13.9*
1966 Ron Copeland, UCLA, 13.6*

1967 Earl McCullouch, Southern California, 13.4*
1968 Earl McCullouch, Southern California, 13.4
1969 Erv Hall, Villanova, 13.3*
1970 Paul Gibson, UTEP, 13.6*
1971 Rod Milburn, Southern U., 13.6*

1972 Jerry Wilson, Southern California, 13.4
1973 Rod Milburn, Southern U., 13.1*
1974 Charles Foster, N.C. Central, 13.35*
1975 Larry Shipp, LSU, 13.91*
1976 Dedy Cooper, San Jose St., 13.89

1977 James Owens, UCLA, 13.49
1978 Greg Foster, UCLA, 13.22
1979 Renaldo Nehemiah, Maryland, 12.91w
1980 Greg Foster, UCLA, 13.42
1981 Larry Cowling, California, 13.60w

1982 Milan Stewart, Southern California, 13.53
1983 Roger Kingdom, Pittsburgh, 13.54
1984 Albert Lane, Missouri, 13.61
1985 Henry Andrade, Southern Methodist, 13.43w
1986 Keith Tally, Alabama, 13.36

1987 Eric Reid, LSU, 13.51
1988 James Purvis, Georgia Tech, 13.58
1989 Robert Reading, Southern California, 13.19
1990 Chris Lancaster, Indiana St., 13.45
1991 Greg Williams, Texas A&M, 13.55w

1992 Mark Crear, Southern California, 13.49
1993 Glenn Terry, Indiana, 13.43
1994 Robert Foster, Fresno St., 13.53
1995 Duane Ross, Clemson, 13.32
1996 Dominique Arnold, Washington St., 13.46

1997 Reggie Torian, Wisconsin, 13.39
1998 Larry Wade, Texas A&M, 13.37w
1999 Terrence Trammell, South Carolina, 13.45
2000 Terrence Trammell, South Carolina, 13.43
2001 Ron Bramlett, Alabama, 13.54w

2002 Ron Bramlett, Alabama, 13.49
2003 Ryan Wilson, Southern California, 13.35

**120-yard high hurdles*

400-METER INTERMEDIATE HURDLES

1932 Eugene Beatty, Eastern Mich., 52.9
1936 Robert Osgood, Michigan, 53.4
1948 George Walker, Illinois, 52.4
1952 Bob DeVinney, Kansas, 51.7
1956 Aubrey Lewis, Notre Dame, 51.0

1959 Dick Howard, New Mexico, 50.6
1960 Cliff Cushman, Kansas, 50.8
1961 Dixon Farmer, Occidental, 50.8*
1962 Jerry Tarr, Oregon, 50.3*
1963 Rex Cawley, Southern California, 49.6*

1964 Billy Hardin, LSU, 50.2
1965 Larry Godfrey, San Diego St., 51.5*
1966 Robert Steele, Michigan St., 50.4*
1967 Robert Steele, Michigan St., 50.2*
1968 Dave Hemery, Boston U., 49.8

1969 Ralph Mann, Brigham Young, 49.6*
1970 Ralph Mann, Brigham Young, 48.8*
1971 Ralph Mann, Brigham Young, 49.6*
1972 Bruce Collins, Pennsylvania, 49.1
1973 Robert Primeaux, Texas, 49.5*

1974 Bruce Collins, Pennsylvania, 50.30*
1975 Craig Caudill, Indiana, 50.44*
1976 Quentin Wheeler, San Diego St., 48.55
1977 Thomas Andrews, Southern California, 49.48
1978 James Walker, Auburn, 48.92

1979 James Walker, Auburn, 48.68
1980 David Lee, Southern Ill., 48.87
1981 Andre Phillips, UCLA, 49.12
1982 David Patrick, Tennessee, 48.44
1983 Sven Nylander, Southern Methodist, 48.88

1984 Danny Harris, Iowa St., 48.81
1985 Danny Harris, Iowa St., 48.42
1986 Danny Harris, Iowa St., 48.33
1987 Kevin Young, UCLA, 48.90
1988 Kevin Young, UCLA, 47.85

1989 Winthrop Graham, Texas, 48.55
1990 McClinton Neal, Texas-Arlington, 49.23
1991 Samuel Matete, Auburn, 49.12
1992 Dan Steele, Eastern Ill., 49.79
1993 Bryan Bronson, Rice, 49.07

1994 Octavius Terry, Georgia Tech, 49.85
1995 Ken Harnden, North Carolina, 48.72
1996 Neil Gardner, Michigan, 49.27
1997 Joey Woody, Northern Iowa, 48.59
1998 Angelo Taylor, Georgia Tech, 48.14

1999 Bayano Kamani, Baylor, 48.68
2000 Felix Sanchez, Southern California, 48.41
2001 Bayano Kamani, Baylor, 48.99
2002 Rickey Harris, Florida, 48.16
2003 Dean Griffiths, Auburn, 48.55

**440 yards*

400-METER RELAY

1964 Illinois (Gilwyn Williams, Mel Blanheim, Mike Yavorski, Trenton Jackson), 40.1*
1965 San Jose St. (Wayne Hermen, Lloyd Murad, Maurice Compton, Tommie Smith), 40.5*
1966 UCLA (Tom Jones, Bob Frey, Ron Copeland, Norm Jackson), 39.9*
1967 Southern California (Earl McCullouch, Fred Kuller, O.J. Simpson, Lennox Miller), 38.6*
1968 Southern California (Earl McCullouch, Fred Kuller, O.J. Simpson, Lennox Miller), 39.5*

1969 San Jose St. (Sam Davis, Kirk Clayton, Ronnie Ray Smith, John Carlos), 39.1*
1970 Vacated
1971 Southern California (Lance Babb, Edesel Garrison, Leon Brown, Willie Deckard), 39.5*
1972 Southern California (Randy Williams, Leon Brown, Edesel Garrison, Willie Deckard), 39.6*
1973 Memphis (Maurice Knight, Lynn Fox, Ed Hammonds, Ed Taylor), 39.6*

1974 Kansas (Tom Scavuzzo, Eddie Lewis, Mark Lutz, Emmett Edwards), 39.54*
1975 Southern California (Randy Williams, Michael Simmons, Ken Randle, James Gilkes), 39.09*
1976 Tennessee (Jon Young, Ricci Gardner, Jerome Morgan, Reggie Jones), 39.16
1977 Southern California (Thomas Andrew, Michael Simmons, Joel Andrews, Clancy Edwards), 39.56
1978 Vacated

1979 Southern California (Kevin Williams, Colin Bradford, James Sanford, Billy Mullins), 39.35
1980 Southern California (Kevin Williams, Mike Sanford, James Sanford, William Green), 39.26
1981 Northwestern St. (Victor Oatis, Joe Delaney, Mario Johnson, Mark Duper), 39.32
1982 Houston (Charles Young, Mark McNeil, Anthony Ketchum, Stanley Floyd), 38.53
1983 Tennessee (Sam Graddy, Reggie Towns, Terry Scott, Willie Gault), 39.22

1984 Georgia (Neal Jessie, Sam Palmer, Stanley Blalock, Lester Benjamin), 39.39
1985 North Carolina St. (Auguston Young, Alston Glenn, Danny Peebles, Harvey McSwain), 39.12
1986 TCU (Roscoe Tatum, Andrew Smith, Leroy Reid, Greg Sholars), 38.46
1987 TCU (Roscoe Tatum, Andrew Smith, Greg Sholars, Raymond Stewart), 38.82
1988 Texas A&M (Lawrence Felton, Derrick Florence, Andre Cason, Stanley Kerr), 38.84

1989 TCU (Horatio Porter, Andrew Smith, Greg Sholars, Raymond Stewart), 38.23
1990 Alabama (Richard Beattie, Eduardo Nava, Bradley McCuaig, Clive Wright), 38.87
1991 TCU (Jon Drummond, Carey Johnson, Ralston Wright, Horatio Porter), 38.88
1992 LSU (Reggie Jones, Bryant Williams, Chris King, Jason Sanders), 38.70
1993 LSU (Reggie Jones, Glenroy Gilbert, Chris King, Fabian Muyaba), 38.70

1994 LSU (Eddie Kennison, Bryant Williams, Derrick Thymes, Fabian Muyaba), 38.91
1995 TCU (Donovan Powell, Brashant Carter, Lloyd Edwards, Hosia Abdallah), 38.63

1996 North Carolina (Marcus Stokes, Tony McCall, Milton Campbell, Curtis Johnson), 39.05
1997 Texas A&M (Michael Price, Toya Jones, Billy Fobbs, Danny McCray), 38.80
1998 TCU (Bryan Howard, Jarmiene Holloway, Syan Williams, Percy Spencer), 38:04

1999 South Carolina (Clint Crenshaw, Terrence Trammell, Shah Mays, Jamie Price), 38.92
2000 Florida (Daymon Carroll, Bernard Williams, Aaron Armstrong, Geno White), 38.35
2001 TCU (Lindel Frater, David Spencer, Darvis Patton, Kim Collins), 38.58
2002 LSU (Walter Davis, Robert Parham, Pete Coley, Bennie Brazell), 38.48
2003 LSU (Kelly Willie, Robert Parham, Pete Coley, Bennie Brazell), 38.65

**440-yard relay*

1,600-METER RELAY

1964 California (Al Courchesne, Dave Fishback, Forrest Beaty, Dave Archibald), 3:07.4*
1965 California (Chuck Glenn, Dave Fishback, Forrest Beaty, Dave Archibald), 3:07.5*
1966 UCLA (Gene Gall, Don Domansky, Ron Copeland, Bob Frey), 3:07.5*
1967 Iowa (Fred Ferree, Carl Frazier, Jon Reimer, Mike Mondane), 3:06.8*
1968 Villanova (Hardge Davis, Ken Prince, Hal Nichter, Larry James), 3:08.6*

1969 UCLA (John Smith, Len Von Hofwegen, Andy Young, Wayne Collett), 3:03.4*
1970 UCLA (Bob Langston, John Smith, Brad Lyman, Wayne Collett), 3:06.1*
1971 UCLA (Warren Edmonson, Reggie Echols, John Smith, Wayne Collett), 3:04.4*
1972 UCLA (Reggie Echols, Ron Gaddis, Benny Brown, John Smith), 3:05.4*
1973 UCLA (Ron Gaddis, Gordon Peppars, Maxie Parks, Benny Brown), 3:04.3*

1974 UCLA (Lynnsey Guerrero, Benny Brown, Jerome Walters, Maxie Parks), 3:06.63*
1975 Washington (Keith Tinner, Jerry Belur, Pablo Franco, Billy Hicks), 3:05.10*
1976 Arizona St. (Clifton McKenzie, Richard Walker, Cal McCullough, Herman Frazier), 3:03.49*
1977 Southern California (Joel Andrews, Lloyd Johnson, Rayfield Beaton, Thomas Andrews), 3:04.50*
1978 Villanova (Keith Brown, Anthony Tufariello, Glenn Bogue, Tim Dale), 3:05.09

1979 LSU (Pearson Jordan, Efrem Coley, Revey Scott, Greg Hill), 3:04.67
1980 Tennessee (Al Horne, Darryal Wilson, Lamar Preyor, Anthony Blair), 3:03.94
1981 Tennessee (Darryl Canady, Darryal Wilson, David Patrick, Anthony Blair), 3:03.08
1982 Mississippi St. (Michael Hadley, George Washington, Michael Moore, Daryl Jones), 3:03.49
1983 TCU (Allen Ingraham, James Richard, Keith Burnett, David Welker), 3:02.09

1984 Oklahoma (Aubrey Jones, Fonnie Kemp, Dannie Carter, Don Bly), 3:03.06*
1985 Baylor (Darnel Chase, Derwin Graham, Johnny Thomas, Willie Caldwell), 3:00.84
1986 Southern Methodist (Harold Spells, Rod Jones, Roy Martin, Kevin Robinzine), 3:01.62
1987 UCLA (Anthony Washington, Kevin Young, Henry Thomas, Danny Everett), 3:00.55
1988 UCLA (Steve Lewis, Kevin Young, Danny Everett, Henry Thomas), 2:59.91

1989 Texas A&M (Stanley Kerr, Errington Lindo, Derrick Florence, Howard Davis), 3:00.91
1990 Baylor (Daniel Fredericks, Todd Thompson, Tony Miller, Michael Johnson), 3:01.86
1991 Baylor (Daniel Fredericks, Lester Crenshaw, Ethridge Green, Corey Williams), 3:02.52
1992 Georgia Tech (Octavius Terry, Julian Amede, Derrick Adkins, Derek Mills), 2:59.95
1993 Ohio St. (Rich Jones, Aaron Payne, Robert Smith, Chris Nelloms), 3:00.82

1994 Georgia Tech (Octavius Terry, Jonas Motiejunas, Conrad Nichols, Derek Mills), 3:01.75
1995 Baylor (Michael Ford, Raoul Howard, Corey Williams, Deon Minor), 3:01.57
1996 Baylor (Michael Ford, Raoul Howard, Darrin Strong, Marlon Ramsey), 3:01.25

1997 Oklahoma (Edward Clarke, Danny McFarlane, Ryan Kite, Roxbert Martin), 3:01.25
1998 Georgia Tech (Tomas Montiejuna, Michael Johnson, Jonas Montiejuna, Angelo Taylor), 3:01.89
1999 UCLA (Michael Granville, Malachi Davis, Terrence Williams, Brian Fell), 3:02.12
2000 Baylor (Zsolt Szeglet, Peter Hauser, Floyd Thompson, Brandon Couts), 3:01.46
2001 Baylor (Zsolt Szeglet, Bayano Kamani, Floyd Thompson, Brandon Couts), 3:03.89
2002 South Carolina (James Law, Otukile Lekote, Otis Harris, Jonathon Fortenberry), 3:02.16
2003 LSU (Robert Parham, Bennie Brazell, Pete Coley, Kelly Willie), 3:02.01

**one mile*

HIGH JUMP

1921 John Murphy, Notre Dame, 6-3
1922 John Murphy, Notre Dame, 6-2 5/8
Harold Osborn, Illinois, 6-2 5/8
1923 Tom Poor, Kansas, 6-1
1925 Thomas Bransford, Missouri, 6-2
Justin Russell, Chicago, 6-2
Oather Hampton, California, 6-2
1926 Rufus Haggard, Texas, 6-7 1/4
1927 Anton Burg, Chicago, 6-5 1/2
Rufus Haggard, Texas, 6-5 1/2
1928 Robert King, Stanford, 6-6 5/8
1929 Parker Shelby, Oklahoma, 6-3
1930 James Stewart, Southern California, 6-3 3/4
1931 Darrell Jones, Ball St., 6-3 3/4
1932 Bert Nelson, Butler, 6-5 3/4
1933 Duncan McNaughton, Southern California, 6-4
Vincent Murphy, Notre Dame, 6-4
1934 Walter Murphy, Fresno St., 6-6 3/4
George Spitz, New York U., 6-6 3/4
1935 Linn Philson, Drake, 6-4 7/8
1936 David Albritton, Ohio St., 6-6 1/8
Melvin Walker, Ohio St., 6-6 1/8
1937 David Albritton, Ohio St., 6-6 1/4
Gil Cruter, Colorado, 6-6 1/4
1938 David Albritton, Ohio St., 6-8 3/4
Gil Cruter, Colorado, 6-8 3/4
1939 John Wilson, Southern California, 6-6
1940 John Wilson, Southern California, 6-6 3/8
Don Canham, Michigan, 6-6 3/8
1941 Lester Steers, Oregon, 6-10 7/8
1942 Adam Berry, Southern U., 6-7 3/4
1943 Fred Sheffield, Utah, 6-8
1944 Ken Wiesner, Marquette, 6-7 3/16
1945 Fred Sheffield, Utah, 6-6 5/8
Ken Wiesner, Marquette, 6-6 5/8
1946 Ken Wiesner, Marquette, 6-8 3/8
1947 Irving Mondschein, New York U., 6-6 13/16
1948 Irving Mondschein, New York U., 6-7
Dike Eddleman, Illinois, 6-7
1949 Dick Phillips, Brown, 6-7
1950 Vern McGrew, Rice, 6-7
1951 Lewis Hall, Florida, 6-9
1952 Walt Davis, Texas A&M, 6-8
Emery Barnes, Oregon, 6-8
1953 Milt Mead, Michigan, 6-8 1/8
Lewis Hall, Florida, 6-8 1/8
Mark Smith, Wayne St. (Mich.), 6-8 1/8
1954 Ernest Shelton, Southern California, 6-10 1/4
1955 Ernest Shelton, Southern California, 6-11 1/8
1956 Phil Reavis, Villanova, 6-6 1/4
Bob Lang, Missouri, 6-6 1/4
Nick Dyer, UCLA, 6-6 1/4
1957 Don Stewart, Southern Methodist, 6-7 1/2
Al Urbanckas, Illinois, 6-7 1/2
1958 Don Stewart, Southern Methodist, 6-9 1/4
1959 Errol Williams, San Jose St., 6-9 3/4
Wayne Moss, Oregon St., 6-9 3/4
1960 John Thomas, Boston U., 7-0
1961 John Thomas, Boston U., 7-2
1962 Roger Olson, California, 6-10
1963 Lew Hoyt, Southern California, 6-9 1/4
1964 John Rambo, Long Beach St., 7-0 1/2
1965 Frank Costello, Maryland, 6-11
1966 Otis Burrell, Nevada, 7-1
1967 Steve Brown, Idaho, 7-1
1968 Dick Fosbury, Oregon St., 7-2 1/4
1969 Dick Fosbury, Oregon St., 7-2 1/2
1970 Pat Matzdorf, Wisconsin, 7-1
1971 Reynaldo Brown, Cal Poly, 7-3
1972 Tom Woods, Oregon St., 7-3 1/4
1973 Reynaldo Brown, Cal Poly, 7-4
1974 Randy Smith, Kansas, 7-2
1975 Warren Shanklin, La.-Monroe, 7-1
1976 Dwight Stones, Long Beach St., 7-7
1977 Kyle Arney, Arizona St., 2.28 (7-5 3/4)
1978 Franklin Jacobs, Fairleigh Dickinson, 2.21 (7-3)
1979 Nat Page, Missouri, 2.25 (7-4 1/2)
1980 Jeff Woodard, Alabama, 2.32 (7-7 1/4)
1981 Leo Williams, Navy, 2.25 (7-4 1/2)
1982 Milt Ottey, UTEP, 2.32 (7-7 1/4)
1983 Richie Thompson, Houston Baptist, 2.27 (7-5 1/4)
1984 Jake Jacoby, Boise St., 7-5 1/4
1985 Thomas Eriksson, Lamar, 7-7 1/4
1986 James Lott, Texas, 2.21 (7-3)
1987 Thomas Smith, Illinois St., 2.28 (7-5 3/4)
1988 Thomas Smith, Illinois St., 2.33 (7-7 3/4)
1989 Hollis Conway, La.-Lafayette, 2.38 (7-9 3/4)
1990 Charles Austin, Texas St., 2.33 (7-7 3/4)
1991 Darrin Plab, Southern Ill., 2.30 (7-6 1/2)
1992 Darrin Plab, Southern Ill., 2.34 (7-8)
1993 Randy Jenkins, Tennessee, 2.28 (7-5 3/4)
1994 Randy Jenkins, Tennessee, 2.31 (7-7)
1995 Ray Doakes, Arkansas, 2.25 (7-4 1/2)
1996 Eric Bishop, North Carolina, 2.29 (7-6)
1997 Ivan Wagner, Texas, 2.30 (7-6 1/2)
1998 Nathan Leeper, Kansas St., 2.28 (7-5 3/4)
1999 Mark Boswell, Texas, 2.33 (7-7 3/4)
2000 Mark Boswell, Texas, 2.31 (7-7)
2001 Charles Klinger, Weber St., 2.30 (7-6 1/2)
2002 Tora Harris, Princeton, 2.25 (7-4 1/2)
2003 David Jaworski, Southern California, 2.28 (7-5 3/4)

POLE VAULT

1921 Longino Welch, Georgia Tech, 12-0
Eldon Jenne, Washington St., 12-0
Lloyd Wilder, Wisconsin, 12-0
Truman Gardner, Yale, 12-0
1922 Allen Norris, California, 12-6
John Landowski, Michigan, 12-6
1923 Earle McKown, Emporia St., 12-11
James Brooker, Michigan, 12-11
1925 Philip Northrup, Michigan, 12-4
Kenneth Lancaster, Missouri, 12-4
Frank Potts, Oklahoma, 12-4
Royal Bouschor, Northwestern, 12-4
Earle McKown, Emporia St., 12-4
1926 Paul Harrington, Notre Dame, 13-0 7/8
1927 W. H. Droegemueller, Northwestern, 13-0
1928 Ward Edmonds, Stanford, 13-6 1/2
1929 Tom Warne, Northwestern, 13-8 7/8
Ward Edmonds, Stanford, 13-8 7/8
1930 Tom Warne, Northwestern, 13-9 7/8
1931 Verne McDermott, Illinois, 13-10 5/16
Tom Warne, Northwestern, 13-10 5/16
William Graber, Southern California, 13-10 5/16
1932 Bryce Beecher, Indiana, 13-10
1933 William Graber, Southern California, 13-11 1/16
Matt Gordy, LSU, 13-11 1/16
1934 Jack Rand, San Diego St., 14-0 1/2
1935 William Sefton, Southern California, 14-1 1/8
Earle Meadows, Southern California, 14-1 1/8
1936 William Sefton, Southern California, 14-1 3/4
Earle Meadows, Southern California, 14-1 3/4
1937 William Sefton, Southern California, 14-8 7/8
1938 Loring Day, Southern California, 14-2
1939 Richard Ganslen, Columbia, 14-5
1940 Kenneth Dills, Southern California, 13-10
1941 Guinn Smith, California, 14-2
Harold Hunt, Nebraska, 14-2
1942 Jack DeField, Minnesota, 14-1
1943 Jack DeField, Minnesota, 14-1
1944 John Schmidt, Ohio St., 13-6
William Blackwell, Oberlin, 13-6
Phillip Anderson, Notre Dame, 13-6
Robert Phelps, Illinois, 13-6
1945 Robert Phelps, Illinois, 11-6
1946 William Moore, Northwestern, 13-8
1947 Robert Hart, Southern California, 14-0
Ray Maggard, UCLA, 14-0
William Moore, Northwestern, 14-0
George Rasmussen, Oregon, 14-0
Richmond Morcom, New Hampshire, 14-0
Robert Richards, Illinois, 14-0
1948 Warren Bateman, Colorado, 14-0
George Rasmussen, Oregon, 14-0
1949 Bob Smith, San Diego St., 14-3
1950 Bob Smith, San Diego St., 14-2 7/8
1951 Dan Laz, Illinois, 14-9 3/4
1952 Dave Martindale, Idaho, 13-9
Bill Priddy, San Jose St., 13-9
Gordon Riddell, Colorado St., 13-9
Dick Coleman, Illinois, 13-9
Lyle Dickey, Oregon St., 13-9
1953 Fred Barnes, Fresno St., 14-6
1954 Lawrence Anderson, California, 14-2
Earl Poucher, Florida, 14-2
1955 Don Bragg, Villanova, 15-1
1956 Jim Graham, Oklahoma St., 14-8
Bob Gutowski, Occidental, 14-8
1957 Bob Gutowski, Occidental, 15-9 3/4
1958 Jim Johnston, Purdue, 14-4
Robert Davis, Missouri, 14-4
Stanley Lyons, Ohio St., 14-4
Gene Freudenthal, Southern California, 14-4
1959 Jim Graham, Oklahoma St., 15-2
1960 J.D. Martin, Oklahoma, 14-9
1961 George Davies, Oklahoma St., 15-4
Dick Gear, San Jose St., 15-4
Jim Brewer, Southern California, 15-4
1962 John Belitza, Maryland, 15-3
Fred Hanson, Rice, 15-3
Don Meyers, Colorado, 15-3
Dexter Elkins, Southern Methodist, 15-3
1963 Brian Sternberg, Washington, 16-3 3/4
1964 John Uelses, La Salle, 16-0
1965 Bill Fosdick, Southern California, 15-8 1/2
1966 Chuck Rogers, Colorado, 16-0
1967 Bob Seagren, Southern California, 17-4
1968 Jon Vaughan, UCLA, 17-0 1/2
1969 Bob Seagren, Southern California, 17-7
1970 Jan Johnson, Kansas, 17-7
1971 Dave Roberts, Rice, 17-6 1/2
1972 Dave Roberts, Rice, 17-3
1973 Dave Roberts, Rice, 17-4
1974 Ed Lipscomb, Oregon St., 17-3
1975 Earl Bell, Arkansas St., 18-1
1976 Earl Bell, Arkansas St., 18-1 1/4
1977 Earl Bell, Arkansas St., 5.33 (17-6)
1978 Mike Tully, UCLA, 5.53 (18-1 3/4)
1979 Paul Pilla, Arkansas St., 5.29 (17-4 1/4)
1980 Randy Hall, Texas A&M, 5.54 (18-2 1/4)
1981 David Volz, Indiana, 5.39 (17-8 1/4)
1982 Dave Kenworthy, Southern California, 5.48 (17-11 3/4)
1983 Felix Bohni, San Jose St., 5.55 (18-2 1/2)
1984 Joe Dial, Oklahoma St., 5.55 (18-2 1/2)
1985 Joe Dial, Oklahoma St., 18-6
1986 Jeff Pasco, Arkansas, 5.50 (18-0 1/2)
1987 Doug Fraley, Fresno St., 5.63 (18-5 3/4)
1988 Kelly Riley, Arkansas St., 5.57 (18-31/4)
1989 Tim McMichael, Oklahoma, 5.65 (18-6 1/2)
1990 Istvan Bagyula, George Mason, 5.60 (18-4 1/2)
1991 Istvan Bagyula, George Mason, 5.80 (19-0 1/4)
1992 Istvan Bagyula, George Mason, 5.80 (19-0 1/4)
1993 Mark Buse, Indiana, 5.60 (18-4 1/2)
1994 Nick Hysong, Arizona St., 5.70 (18-8 1/4)
1995 Lawrence Johnson, Tennessee, 5.70 (18-8 1/4)
1996 Lawrence Johnson, Tennessee, 5.82 (19-1)
1997 Clark Humphreys, Auburn, 5.60 (18-4 1/2)
1998 Toby Stevenson, Stanford, 5.55 (18-2 1/2)
1999 Jacob Davis, Texas, 5.56 (18-2 3/4)
2000 Ross Buller, LSU, 5.60 (18-4 1/2)
2001 Dennis Kholev, Southern California, 5.65 (18-6 1/2)
2002 Brian Hunter, Texas, 5.70 (18-8 1/4)
2003 Eric Eshbach, Nebraska, 5.45 (17-10 1/2)

LONG JUMP

1921 Gaylord Stinchcomb, Ohio St., 23-3 7/8
1922 Robert LeGendre, Georgetown, 24-3
1923 DeHart Hubbard, Michigan, 25-2
1925 DeHart Hubbard, Michigan, 25-10 7/8
1926 Harold Chere, Illinois Col., 23-3 1/4
1927 Edward Hamm, Georgia Tech, 24-1
1928 Edward Hamm, Georgia Tech, 25-0
1929 Edward Gordon, Iowa, 24-8 1/2
1930 Edward Gordon, Iowa, 25-0
1931 Edward Gordon, Iowa, 24-11 3/8
1932 Lambert Redd, Bradley, 25-6 3/8
1933 John Brooks, Chicago, 24-4 3/4
1934 Al Olson, Southern California, 25-4 1/4
1935 Jesse Owens, Ohio St., 26-1 3/8
1936 Jesse Owens, Ohio St., 25-10 7/8

1937 Kermit King, Pittsburg St., 25-3¼
1938 Bill Lacefield, UCLA, 25-1⅛
1939 Judson Atchison, Texas, 24-9¼
1940 Jackie Robinson, UCLA, 24-10¼
1941 Billy Brown, LSU, 24-7⅜

1942 Dallas Dupre, Ohio St., 24-2¼
1943 William Christopher, Rice, 24-7¼
1944 Ralph Tyler, Ohio St., 23-4½
1945 Henry Aihara, Illinois, 25-1⅝
1946 John Robertson, Texas, 24-10½

1947 Willie Steele, San Diego St., 26-6
1948 Willie Steele, San Diego St., 24-11¼
1949 Fred Johnson, Michigan St., 25-2½
1950 Jerome Biffle, Denver, 25-4¾
1951 George Brown, UCLA, 24-5¾

1952 George Brown, UCLA, 25-4⅞
1953 John Bennett, Marquette, 25-3⅞
1954 John Bennett, Marquette, 25-10¾
1955 Joel Shankle, Duke, 24-3¼
1956 Greg Bell, Indiana, 25-9¼

1957 Greg Bell, Indiana, 26-7
1958 Ernie Shelby, Kansas, 25-3¼
1959 Ernie Shelby, Kansas, 25-5
1960 Ralph Boston, Tennessee St., 25-5¾
1961 Don Myers, Colorado, 25-0

1962 Anthony Watson, Oklahoma, 26-0½
1963 Clifton Mayfield, Central St., 26-7
1964 Gayle Hopkins, Arizona, 26-9¼
1965 Clarence Robinson, New Mexico, 25-10½
1966 Rainer Stenius, Cal St. L.A., 25-1½

1967 Gary Ard, Kansas, 25-9
1968 Pertti Pousi, Brigham Young, 26-3½
1969 Jerry Proctor, Redlands, 26-11¾
1970 Arnie Robinson, San Diego St., 25-10½
1971 Bouncy Moore, Oregon, 25-9¾

1972 Randy Williams, Southern California, 26-8¼w
1973 Finn Bendixen, UCLA, 25-10½
1974 Jerry Herndon, UCLA, 26-6¼
1975 Charlton Ehizuelen, Illinois, 26-11
1976 Larry Myricks, Mississippi Col., 26-1½

1977 Larry Doubley, Southern California, 8.22w (26-11¾)
1978 James Lofton, Stanford, 8.22w (26-11¾)
1979 Larry Myricks, Mississippi Col., 8.11 (26-7¼)
1980 Carl Lewis, Houston, 8.35w (27-4¾)
1981 Carl Lewis, Houston, 8.25 (27-0¾)

1982 Vance Johnson, Arizona, 8.21 (26-11¼)
1983 Ralph Spry, Mississippi, 8.36w (27-5¼)
1984 Mike Conley, Arkansas, 27-0¼w
1985 Mike Conley, Arkansas, 27-2
1986 Eric Metcalf, Texas, 8.24w (27-0½)

1987 Paul Emordi, Texas Southern, 8.25 (27-0¾)
1988 Eric Metcalf, Texas, 8.28w (27-2)
1989 Joe Greene, Ohio St., 8.41w (27-7¼)
1990 Llewellyn Starks, LSU, 8.07 (26-5¾)
1991 George Ogbeide, Washington St., 8.13 (26-8¼)

1992 Erick Walder, Arkansas, 8.47 (27-9½)
1993 Erick Walder, Arkansas, 8.53 (28-0)
1994 Erick Walder, Arkansas, 8.34 (27-4½)
1995 Kareem Streete-Thompson, Rice, 8.28 (27-2)
1996 Richard Duncan, Texas, 7.93 (26-0½)

1997 Robert Howard, Arkansas, 8.21 (26-11¼)
1998 Robert Howard, Arkansas, 8.37w (27-5½)
1999 Melvin Lister, Arkansas, 8.18 (26-10)
2000 Savante Stringfellow, Mississippi, 8.17 (26-9¾)
2001 Savante Stringfellow, Mississippi, 8.27 (27-1¾)

2002 Walter Davis, LSU, 8.08 (26-6¼)
2003 Leevan Sands, Auburn, 8.05w (26-5)

TRIPLE JUMP

1932 Lambert Redd, Bradley, 48-3¼
1936 Herschel Neil, Northwest Mo. St., 48-5½
1948 Lloyd Lamois, Minnesota, 45-10
1952 George Shaw, Columbia, 48-1⅞
1956 Bill Sharpe, West Chester, 50-4¾

1959 Jack Smythe, Houston, 49-7¼
1960 Luther Hayes, Southern California, 50-11½
1961 Luther Hayes, Southern California, 51-2¼
1962 Kermit Alexander, UCLA, 50-11¼
1963 Norman Tate, N.C. Central, 51-0¼

1964 Charles Craig, Fresno St., 51-8¾
1965 Clarence Robinson, New Mexico, 50-2
1966 Craig Fergus, San Jose St., 51-3

1967 Art Baxter, New Mexico, 52-4¼
1968 Lennox Burgher, Nebraska, 53-1¼

1969 Pertti Pousi, Brigham Young, 52-1½
1970 Mohinder Gill, Cal Poly, 51-9¼
1971 Mohinder Gill, Cal Poly, 54-8½w
1972 James Butts, UCLA, 53-2¼
1973 Milan Tiff, UCLA, 54-2¾

1974 Charlton Ehizuelen, Illinois, 54-8
1975 Ron Livers, San Jose St., 55-1¾w
1976 Phillip Robbins, Southern Ill., 54-8¼
1977 Ron Livers, San Jose St., 16.86 (55-3¾)
1978 Ron Livers, San Jose St., 17.15 (56-3¼)

1979 Nate Cooper, Villanova, 17.10 (56-1¼)
1980 Steve Hanna, UTEP, 16.79 (55-1)
1981 Steve Hanna, UTEP, 17.04 (55-11)
1982 Keith Connor, Southern Methodist, 17.57 (57-7¾)
1983 Keith Connor, Southern Methodist, 17.26 (56-7½)

1984 Mike Conley, Arkansas, 56-11¾
1985 Mike Conley, Arkansas, 58-13/4w
1986 Kenny Harrison, Kansas St., 17.07 (56-0)
1987 Frank Rutherford, Houston, 17.09 (56-1)
1988 Edrick Floreal, Arkansas, 17.19w (56-4¾)

1989 Edrick Floreal, Arkansas, 17.29 (56-8¾)
1990 Edrick Floreal, Arkansas, 17.23 (56-6½)
1991 Brian Wellman, Arkansas, 17.33w (56-10¼)
1992 Brian Wellman, Arkansas, 17.30w (56-9¼)
1993 Tyrell Taitt, North Carolina St., 16.91w (55-5¾)

1994 Erick Walder, Arkansas, 16.91 (55-5¾)
1995 Ndabe Mdhlongwa, La.-Lafayette, 16.88 (55-4¾)
1996 Robert Howard, Arkansas, 17.11 (56-1¾)
1997 Robert Howard, Arkansas, 16.93 (55-6½)
1998 Robert Howard, Arkansas, 16.97 (55-8¼)

1999 LeVar Anderson, LSU, 17.12w (56-2)
2000 Melvin Lister, Arkansas, 16.96 (55-7¾)
2001 Walter Davis, LSU, 16.56w (54-4)
2002 Walter Davis, LSU, 17.34 (56-10¾)
2003 Julien Kapek, Southern California, 17.12 (56-2)

SHOT PUT

1921 Gus Pope, Washington, 45-4½
1922 Jack Merchant, California, 44-6½
1923 Norman Anderson, Southern California, 46-8
1925 Glenn Hartanft, Stanford, 50-0
1926 John Kuck, Emporia St., 50-0¾

1927 Herman Brix, Washington, 46-7⅜
1928 Harlow Rothert, Stanford, 49-10¾
1929 Harlow Rothert, Stanford, 50-3
1930 Harlow Rothert, Stanford, 51-1¾
1931 Robert Hall, Southern California, 49-9

1932 Hugh Rhea, Nebraska, 52-5¾
1933 Jack Torrance, LSU, 52-10
1934 Jack Torrance, LSU, 54-0 6/16
1935 Elwyn Dees, Kansas, 51-1⅛
1936 James Reynolds, Stanford, 50-5½

1937 Sam Francis, Nebraska, 53-6
1938 Elmer Hackney, Kansas St., 51-8½
1939 Elmer Hackney, Kansas St., 55-10⅜
1940 Alfred Blozis, Georgetown, 56-0½
1941 Alfred Blozis, Georgetown, 54-10½

1942 Alfred Blozis, Georgetown, 54-9⅝
1943 Elmer Aussieker, Missouri, 52-3¾
1944 Norman Wasser, New York U., 49-1
1945 Ed Quirk, Missouri, 53-0⅛
1946 Bernard Mayer, New York U., 52-10½

1947 Charles Fonville, Michigan, 54-10⅞
1948 Charles Fonville, Michigan, 54-7
1949 Jim Fuchs, Yale, 56-1½
1950 Jim Fuchs, Yale, 56-0 11/16
1951 Darrow Hooper, Texas A&M, 53-11

1952 Parry O'Brien, Southern California, 47-0⅝
1953 Parry O'Brien, Southern California, 58-7¼
1954 Tom Jones, Miami (Ohio), 54-2⅞
1955 Bill Nieder, Kansas, 57-3
1956 Ken Bantum, Manhattan, 60-0½

1957 Dave Owen, Michigan, 59-5¾
1958 David Davis, Southern California, 58-6½
1959 Carl Shine, Pennsylvania, 57-11¾
1960 Dallas Long, Southern California, 61-9
1961 Dallas Long, Southern California, 63-3½

1962 Dallas Long, Southern California, 64-7
1963 Gary Gubner, New York U., 62-5
1964 Gary Gubner, New York U., 61-8

1965 Neal Steinhauer, Oregon, 62-6
1966 Randy Matson, Texas A&M, 67-1½

1967 Randy Matson, Texas A&M, 67-9¼
1968 Steve Marcus, UCLA, 61-7¾
1969 Karl Salb, Kansas, 64-9
1970 Karl Salb, Kansas, 63-10¼
1971 Karl Salb, Kansas, 66-11½

1972 Fred DeBernardi, UTEP, 66-6½
1973 Hans Hoglund, UTEP, 64-6¾
1974 Jesse Stuart, Western Ky., 66-5¼
1975 Hans Hoglund, UTEP, 70-0
1976 Dana LeDuc, Texas, 65-5½

1977 Terry Albritton, Stanford, 20.51 (67-3½)
1978 David Laut, UCLA, 20.15 (66-1¼)
1979 David Laut, UCLA, 20.41 (66-11½)
1980 Michael Carter, Southern Methodist, 20.40 (66-11¼)
1981 Michael Carter, Southern Methodist, 21.00 (68-10¾)

1982 Dean Crouser, Oregon, 20.84 (68-4½)
1983 Michael Carter, Southern Methodist, 20.90 (68-7)
1984 John Brenner, UCLA, 21.92 (71-11)
1985 John Campbell, Louisiana Tech, 69-3¾
1986 Lars Nilsen, Southern Methodist, 21.22 (69-7½)

1987 Garry Frank, Mississippi St., 19.89 (65-3¼)
1988 Mike Stulce, Texas A&M, 18.99 (62-3¾)
1989 Mike Stulce, Texas A&M, 21.02 (68-11¾)
1990 Shane Collins, Arizona St., 20.20 (66-3¼)
1991 Simon Williams, LSU, 18.69 (61-4)

1992 Brent Noon, Georgia, 19.98 (65-6¾)
1993 Brent Noon, Georgia, 20.41 (66-11½)
1994 Brent Noon, Georgia, 20.67 (67-9¾)
1995 John Godina, UCLA, 22.00 (72-2¼)
1996 Andy Bloom, Wake Forest, 19.82 (65-0½)

1997 Adam Nelson, Dartmouth, 19.62 (64-4½)
1998 Brad Snyder, South Carolina, 19.70 (64-7¾)
1999 Janus Robberts, Southern Methodist, 20.10 (65-11½)
2000 Joachim Olsen, Idaho, 20.26 (66-5¾)
2001 Janus Robberts, Southern Methodist, 21.97 (72-1)

2002 Janus Robberts, Southern Methodist, 21.60 (70-10½)
2003 Carl Myerscough, Nebraska, 21.92 (71-11)

DISCUS THROW

1921 Gus Pope, Washington, 142-2¼
1922 Thomas Lieb, Notre Dame, 144-2½
1923 Thomas Lieb, Notre Dame, 143-4
1925 Clifford Hoffman, Stanford, 148-4
1926 Clarence Houser, Southern California, 148-11¾

1927 James Corson, Pacific (Cal.), 144-2½
1928 Eric Krenz, Stanford, 149-2
1929 Peter Rasmus, Ohio St., 159-1⅞
1930 Paul Jessup, Washington, 160-9⅜
1931 Robert Hall, Southern California, 152-7½

1932 Frank Purma, Illinois, 156-5¼
1933 Henry Laborde, Stanford, 163-3¾
1934 Gordon Dunn, Stanford, 162-7
1935 Ken Carpenter, Southern California, 157-11¼
1936 Ken Carpenter, Southern California, 173-0

1937 Pete Zagar, Stanford, 156-3
1938 Pete Zagar, Stanford, 162-3¼
1939 Pete Zagar, Stanford, 164-0¼
1940 Archie Harris, Indiana, 162-4½
1941 Archie Harris, Indiana, 174-8¾

1942 Bob Fitch, Minnesota, 164-8¼
1943 Howard Debus, Nebraska, 144-4¾
1944 Bill Bangert, Missouri, 149-5
1945 Bill Bangert, Missouri, 151-9⅛
1946 Fortune Gordien, Minnesota, 153-10¾

1947 Fortune Gordien, Minnesota, 173-3
1948 Fortune Gordien, Minnesota, 164-0½
1949 Victor Frank, Yale, 168-9½
1950 Dick Doyle, Montana, 171-5
1951 Jim Dillion, Auburn, 167-5¾

1952 Sim Iness, Southern California, 173-2⅜
1953 Sim Iness, Southern California, 190-0⅞
1954 Jim Dillion, Auburn, 176-3
1955 Des Koch, Southern California, 176-0⅜
1956 Ron Drummond, UCLA, 173-0½

1957 Al Oerter, Kansas, 185-4
1958 Al Oerter, Kansas, 186-2
Rink Babka, Southern California, 186-2
1959 Dick Cochran, Missouri, 178-0

1960 Dick Cochran, Missouri, 188-3½
1961 Glen Passey, Utah St., 176-8

1962 Dave Weill, Stanford, 188-1
1963 Dave Weill, Stanford, 181-2½
1964 Larry Kennedy, New Mexico, 185-2½
1965 Bob Stoecker, Stanford, 183-7½
1966 Randy Matson, Texas A&M, 197-0

1967 Randy Matson, Texas A&M, 190-4
1968 John Van Reenen, Washington St., 194-10
1969 John Van Reenen, Washington St., 200-8
1970 John Van Reenen, Washington St., 190-9
1971 Mike Louisiana, Brigham Young, 194-10

1972 Fred DeBernardi, UTEP, 196-5
1973 Mac Wilkins, Oregon, 203-11
1974 Zdravko Pecko, Brigham Young, 190-2
1975 Jim McGoldrick, Texas, 190-1
1976 Borys Chambul, Washington, 202-3

1977 Svein Walvik, UTEP, 60.62 (198-11)
1978 Kenth Gardenkrans, Brigham Young, 64.00 (210-0)
1979 Brad Cooper, Florida St., 63.94 (209-9)
1980 Goran Svensson, Brigham Young, 61.72 (202-6)
1981 Scott Crowell, Iowa St., 62.88 (206-3)

1982 Dean Crouser, Oregon, 63.22 (207-5)
1983 Dean Crouser, Oregon, 65.88 (216-2)
1984 John Brenner, UCLA, 208-1
1985 Rick Meyer, Houston, 206-6
1986 Olav Jenssen, UTEP, 60.40 (198-2)

1987 Clifford Felkins, Abilene Christian, 61.00 (200-1)
1988 Kari Nisula, California, 58.08 (190-7)
1989 John Nichols, LSU, 63.42 (208-1)
1990 Kamy Keshmiri, Nevada, 63.12 (207-1)
1991 Kamy Keshmiri, Nevada, 66.58 (218-5)

1992 Kamy Keshmiri, Nevada, 67.06 (220-0)
1993 Brian Milne, Penn St., 61.08 (200-5)
1994 John Godina, UCLA, 60.48 (198-5)
1995 John Godina, UCLA, 61.68 (202-4)
1996 Andy Bloom, Wake Forest, 64.34 (211-1)

1997 Jason Tunks, Southern Methodist, 59.72 (195-11)
1998 Casey Malone, Colorado St., 61.02 (200-2)
1999 Gabor Mate, Auburn, 61.60 (202-1)
2000 Gabor Mate, Auburn, 65.74 (215-8)
2001 Tolga Koseoglu, Texas A&M, 62.43 (204-10)

2002 Janus Robberts, Southern Methodist, 62.37 (204-7)
2003 Hannes Hopley, Southern Methodist, 61.25 (200-11)

HAMMER THROW
1921 Charles Redmon, Chicago, 133-9¾
1922 Jack Merchant, California, 161-4
1923 Fred Tootell, Bowdoin, 175-1
1925 Ray Bunker, Ohio St., 150-0½
1926 Harry Hawkins, Michigan, 148-0¼

1927 Donald Gwinn, Pittsburgh, 155-9
1928 Wilford Ketz, Michigan, 163-8¾
1929 Donald Gwinn, Pittsburgh, 163-9¾
1930 Holley Campbell, Michigan, 162-8¼
1931 Ivan Dykeman, Colorado St., 162-1¼

1932 Grant McDougall, Pennsylvania, 159-9¾
1933 Roderick Cox, Michigan, 156-0¾
1934 Henry Dreyer, Rhode Island, 169-8⅜
1935 Anton Kishon, Bates, 168-8⅞
1948 Samuel Felton, Harvard, 170-9¼

1952 Gil Borjeson, Brown, 176-4⅜
1956 Bill McWilliams, Bowdoin, 195-3
1959 John Lawlor, Boston U., 207-5
1960 John Lawlor, Boston U., 209-2
1961 Tom Pagani, Cal Poly, 194-10½

1962 Edward Bailey, Harvard, 193-11
1963 George Desnoyers, Boston College, 190-2
1964 Alex Schulten, Bowdoin, 191-6
1965 John Fiore, Boston College, 200-10
1966 John Fiore, Boston College, 201-3½

1967 Bob Narcessian, Rhode Island, 197-0½
1968 Bob Narcessian, Rhode Island, 202-1
1969 Steve DeAutremont, Oregon St., 190-5
1970 Steve DeAutremont, Oregon St., 203-9
1971 Jacques Accambray, Kent St., 227-10

1972 Albert Schoterman, Kent St., 231-3
1973 Jacques Accambray, Kent St., 221-6
1974 Pete Farmer, UTEP, 230-6
1975 Boris Djerassi, Northeastern, 225-8
1976 Scott Neilson, Washington, 216-8

1977 Scott Neilson, Washington, 69.60 (228-4)
1978 Scott Neilson, Washington, 72.36 (237-5)
1979 Scott Neilson, Washington, 72.32 (237-3)
1980 Thommie Sjoholm, UTEP, 68.58 (225-0)
1981 Richard Olsen, Southern Methodist, 72.24 (237-0)

1982 Richard Olsen, Southern Methodist, 73.30 (240-6)
1983 Robert Weir, Southern Methodist, 74.42 (244-2)
1984 Matt Mileham, Fresno St., 241-11
1985 Tore Gustafsson, Washington St., 246-10
1986 Ken Flax, Oregon, 78.34 (257-0)

1987 Stefan Jonsson, Washington St., 68.48 (224-8)
1988 Stefan Jonsson, Washington St., 71.08 (233-2)
1989 Christoph Koch, La.-Monroe, 71.08 (233-2)
1990 Scott McGee, Oregon, 66.36 (217-8)
1991 Christophe Epalle, Southern Methodist, 72.70 (238-6)

1992 Mika Laaksonen, UTEP, 71.30 (233-11)
1993 Balazs Kiss, Southern California, 75.24 (246-10)
1994 Balazs Kiss, Southern California, 74.84 (245-6)
1995 Balazs Kiss, Southern California, 79.62 (261-3)
1996 Balazs Kiss, Southern California, 80.86 (265-3)

1997 Bengt Johansson, Southern California, 70.12 (230-1)
1998 Libor Charfreitag, Southern Methodist, 72.30 (237-2)
1999 Andras Haklits, La.-Monroe, 74.09 (243-1)
2000 Libor Charfreitag, Southern Methodist, 77.22 (253-4)
2001 Andras Haklits, Georgia, 75.50 (247-8)

2002 Andras Haklits, Georgia, 77.32 (253-8)
2003 Lucais MacKay, Georgia, 70.19 (230-3)

JAVELIN THROW
1921 Flint Hanner, Stanford, 191-2¼
1922 Howard Hoffman, Michigan, 202-3
1923 Harry Frieda, Chicago, 191-6
1925 Philip Northrup, Michigan, 201-11
1926 Philip Northrup, Michigan, 200-10

1927 Doral Pilling, Utah, 199-8
1928 Lee Bartlett, Albion, 216-7
1929 Jess Mortensen, Southern California, 203-7¾
1930 Kenneth Churchill, California, 204-2
1931 Kenneth Churchill, California, 215-0

1932 George Williams, Hampton, 215-0
1933 Duane Purvis, Purdue, 216-6¼
1934 Robert Parke, Oregon, 220-11⅝
1935 Charles Gongloff, Pittsburgh, 221-3⅛
1936 Alton Terry, Hardin-Simmons, 226-2¾

1937 Lowell Todd, San Jose St., 214-9⅜
1938 Nick Vukmanic, Penn St., 215-8⅛
1939 Bob Peoples, Southern California, 220-6½
1940 Martin Biles, California, 204-10
1941 Martin Biles, California, 220-1

1942 Robert Biles, California, 213-9¾
1943 George Gast, Iowa St., 202-1½
1944 Bob Ray, Wisconsin, 174-0⅝
1945 Robert Patton, Navy, 191-1
1946 Robert Likins, San Jose St., 198-10½

1947 Robert Likins, San Jose St., 209-1
1948 Bud Held, Stanford, 209-8
1949 Bud Held, Stanford, 224-8¼
1950 Bud Held, Stanford, 216-8⅝
1951 Charles Missfeldt, Oregon, 219-4¾

1952 George Roseme, California, 228-8⅜
1953 Dick Genther, Southern California, 216-9¾
1954 Leo Long, Stanford, 226-8¾
1955 Les Bitner, Kansas, 246-1
1956 Phil Conley, Caltech, 239-11

1957 John Fromm, Pacific Lutheran, 248-1
1958 John Fromm, Pacific Lutheran, 257-1
1959 Bill Alley, Kansas, 240-5½
1960 Bill Alley, Kansas, 268-9
1961 Chuck Wilkinson, Redlands, 247-8½

1962 Jan Sikorsky, Southern California, 249-4
1963 Frank Covelli, Arizona St., 257-8½
1964 Les Tipton, Oregon, 249-10½
1965 John Tushaus, Arizona, 250-5½
1966 James Stevenson, Penn St., 258-5

1967 Delmon McNabb, LSU, 263-5
1968 Carl O'Donnell, Washington St., 258-11
1969 Mark Murro, Arizona St., 265-9
1970 Bill Skinner, Tennessee, 270-8
1971 Cary Feldmann, Washington, 259-0

1972 Rick Dowswell, Ohio, 265-11
1973 Sam Colson, Kansas, 279-9
1974 Jim Judd, Oregon St., 271-3
1975 Keith Goldie, Long Beach St., 250-2
1976 Philip Olsen, Tennessee, 273-2

1977 Scott Dykehouse, Florida, 78.76 (258-5)
1978 Robert Roggy, Southern Ill., 86.48 (283-9)
1979 Tom Sinclair, Washington, 79.64 (261-3)
1980 Curt Ransford, San Jose St., 82.06 (269-3)
1981 Mike Juskus, Rowan, 83.26 (273-2)

1982 Brian Crouser, Oregon, 83.72 (274-8)
1983 Einar Vilhjalmsson, Texas, 89.34 (293-1)
1984 Einar Vilhjalmsson, Texas, 294-9
1985 Brian Crouser, Oregon, 281-0
1986 Dag Wennlund, Texas, 78.86 (258-9)

1987 Dag Wennlund, Texas, 77.06 (252-10)
1988 Kenneth Petersen, La.-Monroe, 76.56 (251-2)
1989 Patrik Boden, Texas, 77.82 (255-4)
1990 Patrik Boden, Texas, 79.82 (261-10)
1991 Patrik Boden, Texas, 79.34 (260-4)

1992 Art Skipper, Oregon, 75.78 (248-7)
1993 Erik Smith, UCLA, 79.20 (259-10)
1994 Todd Riech, Fresno St., 81.32 (266-9)
1995 Greg Johnson, UCLA, 74.44 (244-3)
1996 Pal Arne Fagernes, Arizona St., 79.16 (259-8)

1997 Mats Nilsson, Alabama, 74.90 (245-9)
1998 Esko Mikkola, Arizona, 81.86 (268-7)
1999 Matti Narhi, UTEP, 79.74 (261-7)
2000 Esko Mikkola, Arizona, 72.62 (238-3)
2001 John Stiegeler, Oregon, 77.07 (252-10)

2002 Scott Russell, Kansas, 79.85 (262-0)
2003 Brian Chaput, Pennsylvania, 78.69 (258-2)

DECATHLON
1970 Rick Wanamaker, Drake, 7,406
1971 Ray Hupp, Ohio St., 7,456
1972 Ron Evans, Connecticut, 7,571
1973 Raimo Pihl, Brigham Young, 7,782
1974 Runald Backman, Brigham Young, 7,874

1975 Raimo Pihl, Brigham Young, 8,079
1976 Ed Miller, California, 7,443
1977 Tito Steiner, Brigham Young, 7,659
1978 Mauricio Bardales, UC Irvine, 8,007
1979 Tito Steiner, Brigham Young, 7,918

1980 Mark Anderson, UCLA, 7,893
1981 Tito Steiner, Brigham Young, 8,279
1982 Trond Skramstad, Mt. St. Mary's, 7,770
1983 Kerry Zimmerman, Indiana, 7,810
1984 Rob Muzzio, George Mason, 8,227

1985 Rob Muzzio, George Mason, 7,964
1986 Mike Ramos, Washington, 8,261
1987 Jim Connolly, UCLA, 8,121
1988 Mikael Olander, LSU, 8,021
1989 Derek Huff, Arizona, 8,020

1990 Drew Fucci, Texas St., 7,922
1991 Aric Long, Tennessee, 7,916
1992 Brian Brophy, Tennessee, 8,276
1993 Chris Huffins, California, 8,007
1994 Enoch Borozinski, Nevada, 7,870

1995 Mario Sategna, LSU, 8,172
1996 Victor Houston, Auburn, 7,766
1997 James Dunkleberger, Wisconsin, 7,924
1998 Klaus Ambrosch, Arizona, 7,825
1999 Tom Pappas, Tennessee, 8,184

2000 Bevan Hart, California, 8,002
2001 Santiago Lorenzo, Oregon, 7,889
2002 Claston Bernard, LSU, 8,094
2003 Stephen Harris, Tennessee, 8,061

Discontinued Events

TWO-MILE RUN
1921 John Romig, Penn St., 9:31.0
1922 Lloyd Rathbun, Iowa St., 9:32.1
1923 Verne Booth, Johns Hopkins, 9:32.2
1925 John Devine, Washington St., 9:32.8
1926 Arnold Gillette, Montana, 9:40.3

1927 Melvin Shimek, Marquette, 9:34.4
1928 David Abbott, Illinois, 9:28.8
1929 David Abbott, Illinois, 9:30.0
1930 Harold Manning, Wichita St., 9:18.1
1931 Clark Chamberlain, Michigan St., 9:23.0

1932 Charles Shugert, Miami (Ohio), 9:16.7
1933 Michael Pilbrow, Grinnell, 9:22.8

1934 Ray Crowley, Manhattan, 9:22.4
1935 Floyd Lochner, Oklahoma, 9:26.8
1936 Donald Lash, Indiana, 14:58.5*

1937 Greg Rice, Notre Dame, 9:14.2
1938 Walter Mehl, Wisconsin, 9:11.1
1939 Greg Rice, Notre Dame, 9:02.6
1940 Roy Fehr, Michigan St., 9:18.9
1941 Fred Wilt, Indiana, 9:14.4

1942 Art Cazares, Fresno St., 9:10.0
1943 Jerry Thompson, Texas, 9:29.9
1944 Francis Martin, Notre Dame, 9:38.4
1945 Francis Martin, New York U., 9:25.5
1946 Francis Martin, New York U., 9:38.3

1947 Jerry Thompson, Texas, 9:22.9
1948 Jerry Thompson, Texas, 15:04.5*
1949 Horace Ashenfelter, Penn St., 9:03.9
1950 Don McEwen, Michigan, 9:01.9
1951 Don McEwen, Michigan, 9:03.2

1952 Wes Santee, Kansas, 14:36.3*
1953 Rich Ferguson, Iowa, 9:02.7
1954 Kikuo Moriya, Wheaton (Ill.), 9:22.7
1955 Ken Reiser, Oregon, 9:04.5

1956 Bill Dellinger, Oregon, 14:48.5*

1957 Charles Jones, Iowa, 8:57.0
1958 Alex Henderson, Arizona St., 8:46.3

**5,000 meters*

220-YARD LOW HURDLES

1921 August Desch, Notre Dame, 24.8
1922 Charles Brookins, Iowa, 24.2
1923 Charles Brookins, Iowa, 23.6
1925 Morgan Taylor, Grinnell, 24.0
1926 Edward Spence, Wayne St. (Mich.), 23.5

1927 Edward Spence, Wayne St. (Mich.), 23.4
1928 Frank Cuhel, Iowa, 23.2
1929 Stephen Anderson, Washington, 23.5
1930 Lee Sentman, Illinois, 23.2
1931 Jack Keller, Ohio St., 23.8

1932 Jack Keller, Ohio St., 22.7
1933 Glenn Hardin, LSU, 22.9
1934 Glenn Hardin, LSU, 22.7
1935 Jesse Owens, Ohio St., 23.4
1936 Jesse Owens, Ohio St., 23.1

1937 Earl Vickery, Southern California, 23.3

1938 Fred Wolcott, Rice, 23.3
1939 Fred Wolcott, Rice, 23.0
1940 Fred Wolcott, Rice, 23.1
1941 Robert Wright, Ohio St., 23.4

1942 Robert Wright, Ohio St., 23.7
1943 William Cummins, Rice, 23.9
1944 Elmore Harris, Morgan St., 23.9
1945 George Walker, Illinois, 24.0
1946 Harrison Dillard, Baldwin-Wallace, 23.0

1947 Harrison Dillard, Baldwin-Wallace, 22.3
1948 Event not held
1949 Craig Dixon, UCLA, 22.7
1950 Bill Albans, North Carolina, 23.8
1951 Charles Moore, Cornell, 22.7

1952 Event not held
1953 Jack Davis, Southern California, 23.3
1954 Joe Corley, Illinois, 22.6
1955 Charley Pratt, Manhattan, 23.1
1956 Event not held

1957 Ancel Robinson, Fresno St., 22.2
1958 Charlie Tidwell, Kansas, 22.7
1959 Hayes Jones, Eastern Mich., 22.5

Top Five Team Finishes

Team	1st	2nd	3rd	4th	5th	Best Finish (Year[s])
Abilene Christian	0	0	0	0	1	5th (1956)
Alabama	0	0	1	1	0	3rd (1983)
Arizona	0	0	0	1	0	4th (1998)
Arizona St.	1	0	1	2	1	1st (1977)
Arkansas	10	2	2	2	0	1st (1985-92-93-94-95-96-97-98-99-2003)
Auburn	0	1	1	3	0	2nd (2003)
Baldwin-Wallace	0	0	0	1	1	4th (1946)
Baylor	0	0	3	0	0	3rd (1985-90-2001)
Brigham Young	1	1	3	4	1	1st (1970)
California	1	2	6	1	3	1st (1922)
Clemson	0	0	0	1	0	T4th (2002)
Cornell	0	1	0	0	0	2nd (1951)
Florida	0	0	1	3	1	3rd (1989)
Florida St.	0	0	1	0	0	3rd (1980)
Fresno St.	0	0	3	0	2	3rd (1953-57-64)
George Mason	0	1	0	0	0	2nd (1996)
Georgia Tech	0	0	0	1	0	4th (1994)
Houston	0	0	1	0	0	3rd (1959)
Illinois	4	2	4	3	0	1st (1921-44-46-47)
Indiana	1	1	2	1	2	1st (1932)
Iowa	0	0	3	1	2	3rd (1921-23-30)
Iowa St.	0	0	0	1	0	4th (1985)
Kansas	3	3	1	1	3	1st (1959-60-70)
LSU	4	1	2	2	5	1st (1933-89-90-2002)
Marquette	0	0	0	2	0	4th (1932-34)
Michigan	1	1	3	0	4	1st (1923)
Michigan St.	0	0	0	2	1	4th (1949-56)
Minnesota	1	0	2	0	2	1st (1948)
Mississippi St.	0	1	0	0	0	2nd (1923)
Missouri	0	0	0	1	0	4th (1945)
Morgan St.	0	0	1	0	2	3rd (1951)
N.C. Central	0	0	0	1	0	4th (1974)
Navy	1	0	0	0	0	1st (1945)
Nebraska	0	0	0	2	1	4th (1942-66)
New Mexico	0	0	0	0	2	5th (1965-67)
New York U.	0	0	1	1	0	3rd (1946)
North Carolina	0	0	0	2	0	4th (1950-96)
Northwestern	0	0	0	1	2	4th (1947)
Notre Dame	0	2	1	0	2	2nd (1921-44)
Occidental	0	0	0	2	0	4th (1951-52)
Ohio St.	1	7	1	3	0	1st (1929)
Oklahoma	0	0	0	2	0	4th (1959-97)
Oklahoma St.	0	0	0	1	0	4th (1959)
Oregon	5	3	4	6	2	1st (1962-64-65-70-84)
Oregon St.	0	0	1	1	2	3rd (1969)
Penn St.	0	1	1	1	1	2nd (1922)
Pittsburg St.	0	0	0	0	1	5th (1935)
Purdue	0	0	0	0	1	5th (1944)
Rice	0	0	1	0	2	3rd (1943)
San Jose St.	1	3	1	3	0	1st (1969)
Southern California	25	8	8	4	2	1st (1930-31-35-36-37-38-39-40-41-42-43-49-50-51-52-53-54-55-58-61-63-65-67-68-76)
Southern Ill.	0	0	0	1	1	4th (1962)

Team	1st	2nd	3rd	4th	5th	Best Finish (Year[s])
Southern Methodist	2	1	2	1	0	1st (1983-86)
Stanford	3	8	3	5	4	1st (1928-34-00)
TCU	0	1	2	0	0	2nd (2001)
Tennessee	3	4	3	1	3	1st (1974-91-01)
Texas	0	3	2	1	3	2nd (1987-88-97)
Texas A&M	0	1	0	1	1	2nd (1989)
UCLA	8	6	5	1	5	1st (1956-66-71-72-73-78-87-88)
UTEP	6	3	1	1	1	1st (1975-78-79-80-81-82)
Villanova	1	2	3	0	2	1st (1957)
Washington	0	2	0	2	1	2nd (1929-30)
Washington St.	0	5	2	5	1	2nd (1968-84-85-86-91)
Western Mich.	0	0	0	0	1	5th (1961)
Winston-Salem	0	0	0	0	1	5th (1958)
Wisconsin	0	0	0	2	3	4th (1921-38)
Yale	0	0	1	0	0	3rd (1950)

All-Time Team Results

1921: 1. Illinois, 20¼; 2. Notre Dame, 16¾; 3. Iowa, 14; 4. Washington, 12¼; 5. Wisconsin, 9¾; 6. Nebraska, 8; 7. Grinnell, 7; 8. (tie) Northwestern and Ohio St., 6; 10. Iowa St., 5½; 11. (tie) Chicago, Dartmouth, Kansas St., Michigan, Penn St., Pennsylvania, Pittsburgh and Stanford, 5; 19. Minnesota, 4; 20. Oregon St., 3; 21. (tie) Georgia Tech, Washington St. and Yale, 2¾; 24. Knox, 2½; 25. (tie) Baylor and Western Mich., 2; 27. (tie) Ohio Wesleyan and Sewanee, 1½; 29. (tie) Rice, St. Olaf and Texas A&M, 1.

1922: 1. California, 28½; 2. Penn St., 19½; 3. Notre Dame, 16 7/10; 4. Illinois, 14 7/10; 5. Iowa, 13 34/45; 6. (tie) Grinnell and Michigan, 10; 8. (tie) Georgetown and Mississippi St., 7; 10. Pennsylvania, 6; 11. Iowa St., 5; 12. Wisconsin, 3 34/45; 13. Butler, 3 1/18; 14. (tie) Central Wesleyan, Chicago and Montana, 3; 17. Kansas St., 2½; 18. (tie) DePauw, Minnesota and Ohio St., 2 1/18; 21. (tie) Earlham and Hamilton, 2; 23. (tie) Amherst and Nebraska, 1 1/18; 25. (tie) Georgia Tech and Western Ill., 1; 27. Kansas, 7/10; 28. (tie) Purdue and Texas A&M, ½.

1923: 1. Michigan, 29½; 2. Mississippi St., 16; 3. Iowa, 14; 4. (tie) Illinois, Penn St. and Stanford, 13½; 7. Johns Hopkins, 13; 8. Southern California, 12½; 9. Chicago, 9; 10. Kansas St., 8½; 11. (tie) Kansas and Wabash, 8; 13. (tie) Grinnell and Notre Dame, 7; 15. Washington, 5½; 16. (tie) Bowdoin and Emporia St., 5; 18. Northwestern, 4½; 19. (tie) Kalamazoo, Maryland, Minnesota and Purdue, 4; 23. (tie) Georgia Tech, Hamline and Miami (Ohio), 3; 26. Wisconsin, 2½; 27. (tie) New York U., Texas and YMCA College, 2; 30. Baylor, 1; 31. (tie) Detroit and Wesleyan (Conn.), ½.

1924: No meet held.

1925: No points awarded.

1926: No points awarded.

1927: No points awarded.

1928: 1. Stanford, 72; 2. Ohio St., 31; 3. Illinois, 30¾; 4. Washington, 26; 5. (tie) Iowa and Rice, 25; 7. Northwestern, 24; 8. Michigan, 22; 9. Pittsburgh, 16; 10. Ohio Wesleyan, 15; 11. Chicago, 13¾; 12. Oregon St., 12; 13. Georgia Tech, 11; 14. (tie) Albion and Ozarks (Ark.), 10; 16. Drake, 9¾; 17. (tie) Eastern Mich., Idaho, Iowa St., McKendree, Oklahoma and Texas, 8; 23. (tie) Auburn, Kansas and Michigan St., 7; 26. (tie) Nebraska and Washington St., 6; 28. Wisconsin, 5; 29. (tie) North Carolina, Pittsburg St. and William Penn, 4; 32. (tie) Indiana and Minnesota, 3; 34. Detroit, 2; 35. Central Mich., 1¾; 36. (tie) Brigham Young, Clemson, Coe and Marquette, 1.

1929: 1. Ohio St., 50; 2. Washington, 42; 3. Illinois, 35½; 4. Southern California, 32; 5. Stanford, 28; 6. Iowa, 24; 7. Michigan, 22; 8. Pittsburgh, 21; 9. Northwestern, 19; 10. Chicago, 15; 11. Rice, 14; 12. (tie) Indiana and Oregon, 12; 14. (tie) Alfred and Oklahoma, 10; 16. (tie) Purdue, Okla. Baptist, Southern Methodist, TCU and Wichita St., 8; 21. (tie) Colorado St., Cornell, Denver, Oregon St., Texas A&M and Wisconsin, 6; 27. Louisville, 5; 28. (tie) Detroit, Millikin, Nebraska and Ohio Wesleyan, 4; 32. (tie) Georgia and Utah, 2½; 34. (tie) Albion, Illinois Tech, Northwest Mo. St. and Notre Dame, 2; 38. (tie) Abilene Christian, Denison, Kansas, Michigan St., Missouri, Mount Union and Oklahoma St., 1; 45. (tie) Bradley, Miami (Ohio) and Western Mich., ½.

1930: 1. Southern California, 55 27/70; 2. Washington, 40; 3. Iowa, 30 1/7; 4. Ohio St., 29 1/10; 5. Stanford, 28; 6. Illinois, 27 17/70; 7. Michigan, 20 1/7; 8. (tie) Indiana and Northwestern, 20; 10. Oregon, 12; 11. Wisconsin, 11 1/10; 12. (tie) Chicago and Nebraska, 11; 14. Notre Dame, 10 1/7; 15. (tie) Butler, California, Georgia Tech, Pittsburgh, Purdue and Wichita St., 10; 21. TCU, 9; 22. Geneva, 8; 23. Loyola (La.), 6; 24. (tie) Drake, Missouri and Washington, 5; 27. (tie) Colorado, Iowa St., North Carolina and Western Mich., 4; 31. Oklahoma, 3 1/10; 32. Mississippi St., 2 17/70; 33. (tie) Ball St., Kansas St., Louisville and Southwestern Teachers, 2 1/10; 37. (tie) Carleton, Kansas, La.-Lafayette, Penn St. and Rice, 2; 42. (tie) Southern Methodist and Utah, 1.

1931: 1. Southern California, 77 1/7; 2. Ohio St., 31 1/7; 3. Illinois, 28; 4. Iowa, 26 1/7; 5. Indiana, 26; 6. Wisconsin, 23¾; 7. Michigan, 20; 8. (tie) Iowa St. and Miami (Ohio), 16; 10. (tie) Michigan St. and Oregon, 14; 12. (tie) Ball St., California, Chicago, Colorado St., Denison and Nebraska, 10; 18. Notre Dame, 9¾; 19. Oklahoma St., 9; 20. (tie) Kansas St., Northwestern, Oklahoma, Pennsylvania and Washington, 8; 25. Minnesota, 6 1/7; 26. (tie) Duke, Loyola (La.) and Washington St., 6; 29. (tie) Auburn and Eastern Mich., 5; 31. North Dakota, 4; 32. (tie) Detroit, Hamline and Wis.-Milwaukee, 2; 35. (tie) Kansas and Tulane, 1¾; 37. Butler, 1 1/7; 38. (tie) Abilene Christian, Grinnell, Marquette, Rice and Union (N.Y.), 1; 43. (tie) Pittsburg St. and Western Mich., 1/7.

1932: 1. Indiana, 56; 2. Ohio St., 49¾; 3. Minnesota, 31½; 4. Marquette, 23¾; 5. Michigan, 23; 6. Iowa, 19; 7. Illinois, 18½; 8. Oklahoma, 17; 9. Illinois St., 15; 10. (tie) Georgia and Kansas, 14; 12. (tie) Butler and Wisconsin, 11; 14. Notre Dame, 10¼; 15. (tie) Bradley, Hampton, Miami (Ohio), Nebraska and Pennsylvania, 10; 20. Eastern Mich., 9½; 21. (tie) Abilene Christian, Arizona and Chicago, 8; 24. (tie) DePauw, Elmhurst, Purdue, Texas and West Virginia, 6; 29. (tie) Detroit, Geneva, Iowa St., Missouri and Ohio Wesleyan, 4; 34. Tulane, 3½; 35. (tie) Drake, Grinnell, Michigan St., North Dakota, Oklahoma St. and William Penn, 2; 41. (tie) Kansas St., Northwestern and Western Mich., 1.

1933: 1. LSU, 58; 2. Southern California, 54; 3. Indiana, 27; 4. Stanford, 26¾; 5. Michigan, 24¾; 6. (tie) Illinois St. and Kansas, 22; 8. Marquette, 20 6/7; 9. Oregon, 20; 10. Nebraska, 16; 11. Colorado St., 14; 12. (tie) Chicago, Grinnell, Pittsburg St. and Purdue, 10; 16. Notre Dame, 9; 17. Abilene Christian, 8¾; 18. (tie) Arizona and Illinois, 8; 20. (tie) Butler, Denison, Detroit, Elmhurst, Ohio St. and Rice, 6; 26. Geneva, 4¾; 27. (tie) Fordham, Iowa, West Virginia and Wichita St., 4; 31. Oklahoma, 3; 32. (tie) Auburn and Colorado, 2¾; 34. (tie) Cal Poly Pomona, North Dakota St., Texas A&M and TCU, 2; 38. (tie) Iowa St. and Washington, 1; 40. (tie) Eastern Mich., Michigan St., Tulane and Wisconsin, 3/7.

1934: 1. Stanford, 63; 2. Southern California, 54 7/20; 3. LSU, 47; 4. (tie) Indiana and Marquette, 20; 6. (tie) Fresno St. and Manhattan, 18; 8. New York U., 17; 9. (tie) Miami (Ohio) and Oregon, 14; 11. UCLA, 13¾; 12. (tie) California and Eastern Mich., 10¾; 14. (tie) Kansas, North Carolina, Princeton, Rhode Island and San Diego, 10; 19. Illinois, 8¾; 20. (tie) Auburn and Texas A&M, 7; 22. (tie) Butler, Maine, Nebraska, Pennsylvania and Washington St., 6; 27. (tie) Colorado St. and William & Mary, 5; 29. (tie) Denison, Occidental, Okla. Baptist and Rice, 4; 33. Notre Dame, 3¾; 34. (tie) Michigan St. and West Virginia, 2; 36. (tie) Dartmouth and Geneva, 1¾; 38. (tie) Harvard, Kansas St., Oklahoma, San Jose St. and Texas, 1.

1935: 1. Southern California, 74⅕; 2. Ohio St., 40⅕; 3. (tie) California and Stanford, 20; 5. (tie) Fresno St. and Pittsburg St., 16; 7. (tie) LSU, Michigan and Notre Dame, 14; 10. (tie) Northwestern, Purdue, Temple and Washington St., 12; 14. UCLA, 10⅕; 15. Michigan St., 9; 16. (tie) Colorado, Colorado St. and North Carolina, 8; 19. (tie) Brigham Young, Eastern Mich., Maine, Utah and William & Mary, 6; 24. San Diego, 5; 25. Illinois, 4⅕; 26. (tie) Boston College, Caltech, Detroit, Manhattan, Minnesota and Washington, 4; 32. Oregon, 2⅕; 33. (tie) Bowdoin, Colby, Kansas St., Loyola (La.) and Richmond, 2; 38. (tie) Indiana, Occidental, Oregon St. and Rice, 1.

1936: 1. Southern California, 103⅓; 2. Ohio St., 73; 3. Indiana, 42; 4. Stanford, 32; 5. Michigan, 23; 6. Wisconsin, 18; 7. California, 17; 8. (tie) Nebraska and Rice, 16; 10. Notre Dame, 14; 11. Texas, 12⅓; 12. Northwest Mo. St., 12; 13. (tie) Emporia St., Georgia and Hardin-Simmons, 10; 16. Pittsburg St., 9; 17. (tie) Marquette, Michigan St. and Oklahoma, 8; 20. Colorado, 6⅓; 21. (tie) Kentucky, Ohio, Temple and Utah, 6; 25. (tie) Idaho, Navy, Southern Ill. and Washington St., 4; 29. (tie) Ball St., Chicago and Virginia Tech, 2; 32. (tie) Illinois and Iowa St., 1.

1937: 1. Southern California, 62; 2. Stanford, 50; 3. Ohio St., 28; 4. Washington St., 24; 5. Indiana, 22; 6. Columbia, 21; 7. Pittsburg St., 17; 8. Michigan, 16; 9. Notre Dame, 15; 10. Wisconsin, 12; 11. Georgia, 11; 12. (tie) Boston U., California, Drake, Emporia St., Nebraska, Pittsburgh, San Jose St. and UCLA, 10; 20. (tie) Colorado, Oregon and Wayne St. (Mich.), 8; 23. Michigan St., 7; 24. (tie) Idaho, Kansas St. and Temple, 6; 27. (tie) Georgia Tech, Maryland, Minnesota and Purdue, 4; 31. Kentucky, 3; 32. (tie) Illinois and Rice, 2; 34. (tie) Marquette and Texas, 1½; 36. Duke, 1.

1938: 1. Southern California, 67¾; 2. Stanford, 38; 3. Michigan, 28½; 4. Wisconsin, 28; 5. (tie) Notre Dame and Rice, 24; 7. (tie) Michigan St. and Ohio St., 20; 9. Colorado, 17; 10. (tie) Columbia and Oregon, 16; 12. UCLA, 15; 13. Tuskegee, 14; 14. Indiana, 11; 15. (tie) Kansas St., Penn St. and Pittsburgh, 10; 18. (tie) California and Texas, 9; 20. Miami (Ohio), 8; 21. (tie) Georgia Tech, Montana and Prairie View, 6; 24. Xavier (La.), 4¼; 25. Marquette, 3¼; 26. (tie) Harvard, New York U., North Carolina, Oklahoma St. and San Jose St., 2; 31. (tie) Purdue, Rhode Island and Washington St., 1.

1939: 1. Southern California, 86; 2. Stanford, 44¾; 3. Michigan, 31; 4. Washington St., 24; 5. Wisconsin, 22; 6. Rice, 20; 7. Oregon, 16; 8. Texas, 13; 9. (tie) Indiana and Notre Dame, 12; 11. (tie) California, Columbia and Pittsburgh, 11; 14. (tie) Kansas St., Oklahoma St. and Tuskegee, 10; 17. (tie) Illinois, LSU and New York U., 8;

20. (tie) Missouri, Nebraska, North Carolina, UCLA and Xavier (La.), 6; 25. (tie) Ashland, Butler, Penn St., Purdue and Tulane, 4; 30. (tie) Duke and Ohio St., 2; 32. (tie) Marquette, Michigan St. and Oregon St., 1 3/4; 35. (tie) Arizona, Chicago, Florida, Fresno St., Kansas and Maine, 1.

1940: 1. Southern California, 47; 2. Stanford, 28 2/3; 3. (tie) California and Penn St., 24; 5. LSU, 22; 6. (tie) Indiana and Texas, 20; 8. Michigan, 19; 9. Nebraska, 18 1/2; 10. (tie) Rice, Tufts and Washington St., 18; 13. UCLA, 17; 14. Georgetown, 16; 15. (tie) Michigan St. and Oregon, 11; 17. Missouri, 10; 18. (tie) Maryland, New York U. and Princeton, 8; 21. Idaho, 7; 22. (tie) Alabama St., Fresno St. and Minnesota, 6; 25. (tie) Army, Pittsburgh and Wisconsin, 5; 28. (tie) Eastern Mich. and Virginia, 4; 30. Xavier (La.), 3 1/3; 31. Oklahoma St., 2 1/3; 32. (tie) Kansas, Loyola (Ill.), Oklahoma, Prairie View, Utah and Washington, 2; 38. (tie) Kansas St. and Ohio St., 1; 40. Marquette, 1/3.

1941: 1. Southern California, 81 1/2; 2. Indiana, 50; 3. California, 49 1/4; 4. Ohio St., 25; 5. LSU, 24; 6. Penn St., 20; 7. (tie) Georgetown and New York U., 18; 9. Nebraska, 14; 10. (tie) Notre Dame and Oregon, 10; 12. Miami (Ohio), 9; 13. Michigan, 8 1/7; 14. (tie) Fresno St. and Illinois, 8; 16. Minnesota, 7 1/4; 17. UCLA, 7; 18. (tie) Ashland, Colorado, Eastern Mich., Howard Payne, Texas and Xavier (La.), 6; 24. (tie) Loyola (Ill.), Oregon St., Utah and Wisconsin, 4; 28. (tie) Oklahoma St. and Washington St., 3; 30. Northwestern, 2 1/7; 31. (tie) UC Davis and Oklahoma, 2; 33. Stanford, 1 1/7; 34. Washington, 1; 35. (tie) Baylor, Chicago, Michigan St. and Rice, 1/7.

1942: 1. Southern California, 85 1/2; 2. Ohio St., 44 1/5; 3. California, 30 1/2; 4. Nebraska, 29; 5. Minnesota, 20; 6. (tie) Notre Dame and Rice, 18; 8. (tie) Alabama St. and Georgetown, 16; 10. Arizona St., 15; 11. (tie) Fresno St., Oklahoma and Southern U., 10; 14. Indiana, 9; 15. Illinois, 8 1/2; 16. Stanford, 8 9/20; 17. Oklahoma St., 8 1/5; 18. (tie) Miami (Ohio) and New York U., 8; 20. (tie) LSU, Michigan St., Rhode Island and UCLA, 6; 24. Oregon St., 5; 25. Wisconsin, 4 9/20; 26. (tie) Idaho, Michigan, Pittsburgh and Washington, 4; 30. (tie) Missouri and Montana, 3; 32. (tie) Drake, Eastern Mich. and Texas, 2; 35. Northwestern, 1/5.

1943: 1. Southern California, 46; 2. California, 39; 3. Rice, 36; 4. New York U., 32; 5. Minnesota, 31; 6. Nebraska, 19; 7. Illinois, 18; 8. Washington, 17; 9. (tie) Lawrence, Michigan and Texas, 16; 12. Michigan St., 14; 13. (tie) Iowa St., Notre Dame and Stanford, 12; 16. (tie) Dartmouth, Fordham, Missouri and Utah, 10; 20. (tie) Fresno St., Navy, Oregon St. and Wisconsin, 8; 24. (tie) Ohio St. and Western Ill., 6; 26. Miami (Ohio), 4; 27. (tie) Colorado, Cornell and Kansas St., 2; 30. (tie) Oklahoma, Prairie View and Virginia, 1.

1944: 1. Illinois, 79; 2. Notre Dame, 43; 3. Michigan, 40; 4. Ohio St., 23; 5. (tie) Morgan St., Northwestern and Purdue, 20; 8. Marquette, 19; 9. (tie) Missouri and New York U., 18; 11. (tie) Miami (Ohio) and Wisconsin, 16; 13. Oberlin, 15; 14. Utah, 14; 15. Minnesota, 12; 16. (tie) Colorado and Western Mich., 10; 18. (tie) Boston College, Fresno St. and Indiana, 8; 21. Iowa St., 5; 22. Michigan St., 4; 23. (tie) Central Mich. and Illinois Tech, 1.

1945: 1. Navy, 62; 2. Michigan, 52 3/5; 3. Illinois, 48 4/5; 4. Missouri, 42; 5. Notre Dame, 26; 6. Drake, 22; 7. (tie) Miami (Ohio) and Western Mich., 18; 9. Utah, 15; 10. Marquette, 14; 11. Fresno St., 13; 12. Purdue, 11; 13. (tie) Nebraska, New York U. and Texas, 10; 16. Iowa, 9 2/5; 17. (tie) Cornell and Ohio St., 8; 19. LSU, 6; 20. Wisconsin, 5 2/5; 21. Iowa St., 5; 22. Illinois Tech, 3; 23. (tie) Idaho and Oberlin, 2; 25. (tie) Michigan St. and Minnesota, 1.

1946: 1. Illinois, 78; 2. Southern California, 42 17/20; 3. New York U., 40; 4. Baldwin-Wallace, 20; 5. Wisconsin, 18 3/4; 6. Texas, 18; 7. Minnesota, 13 3/4; 8. Indiana, 12; 9. Ohio St., 11; 10. (tie) Baylor, Marquette, Northwestern, San Jose St. and Virginia Union, 10; 15. LSU, 9 3/4; 16. (tie) Drake, Kansas, Pittsburgh, Purdue, Southern U. and Washington, 8; 22. Utah, 7; 23. California, 6 3/4; 24. (tie) Lincoln (Pa.), Ohio Wesleyan, Oklahoma St. and Texas A&M, 6; 28. (tie) Michigan St. and UCLA, 5; 30. Notre Dame, 4; 31. Colorado, 3 3/5; 32. Iowa St., 2 3/5; 33. Rice, 2 1/10; 34. (tie) Howard, Idaho, Missouri, Nebraska and Washington St., 2; 39. (tie) Auburn and Oregon, 1.

1947: 1. Illinois, 59 2/3; 2. Southern California, 34 1/4; 3. Minnesota, 22; 4. Northwestern, 21 1/16; 5. Baldwin-Wallace, 21; 6. Penn St., 20; 7. (tie) New York U. and San Jose St., 19; 9. Michigan St., 16 1/2; 10. (tie) Indiana and Michigan, 16; 12. UCLA, 14 1/6; 13. Texas, 11; 14. (tie) Fresno St., Missouri, Ohio St. and San Diego, 10; 18. (tie) Baylor, Colorado, Frank. & Marsh., Kansas St., Rice and Wayne St. (Mich.), 8; 24. Wisconsin, 7; 25. (tie) Drake, Kansas and Washington St., 6; 28. (tie) New Hampshire and Oregon, 5 1/16; 30. Washington, 5; 31. (tie) California and Villanova, 4; 33. (tie) Ohio Wesleyan, Texas A&M and Utah St., 2; 36. (tie) Bradley and Florida, 1 1/2; 38. Pacific (Cal.), 1.

1948: 1. Minnesota, 46; 2. Southern California, 41 1/2; 3. Texas, 35; 4. Illinois, 34 1/4; 5. California, 19 1/4; 6. (tie) Michigan and Ohio St., 18; 8. Stanford, 17 3/4; 9. Colorado, 17; 10. Northwestern, 16; 11. Rhode Island, 15 3/4; 12. Texas A&M, 14; 13. Villanova, 12; 14. (tie) Tulane and Yale, 11; 16. (tie) Arkansas, Harvard, Kansas St., San Diego, South Carolina and Wisconsin, 10; 22. (tie) New York U., Notre Dame, Oklahoma and Oregon, 9; 26. (tie) Auburn, Frank. & Marsh., Indiana, Maine, Michigan St., Penn St. and Pennsylvania, 8; 33. (tie) Army, Dartmouth, Ohio Wesleyan, UCLA and Wayne St. (Mich.), 6; 38. (tie) Missouri and Washington St., 5; 40. Kansas, 4 1/4; 41. (tie) Brigham Young, UC Santa Barb., Columbia, Fresno St. and Texas College, 4; 46. (tie) Butler, Marquette, Miami (Ohio), New Hampshire, Princeton and San Jose St., 2; 52. (tie) Carleton, LSU, North Carolina and Seton Hall, 1.

1949: 1. Southern California, 55 2/5; 2. UCLA, 31; 3. Stanford, 30; 4. Michigan St., 26; 5. Penn St., 25; 6. Seton Hall, 23; 7. (tie) Wisconsin and Yale, 22; 9. Ohio St., 16; 10. (tie) Brown, Cornell, Missouri, San Diego and Tulane, 10; 15. UC Santa Barb., 9; 16. (tie) Denver, Michigan and Minnesota, 8; 19. Rhode Island, 7 2/5; 20. (tie) Indiana, Oklahoma and Rice, 7; 23. (tie) California, Princeton and Utah St., 6; 26. San Jose St., 5 2/5; 27. (tie) Kansas and Villanova, 4; 29. (tie) Arizona St., Brigham Young, Haverford and Washington St., 2; 33. (tie) Oregon and Pacific (Cal.), 1 2/5; 35. (tie) Auburn, Bradley, Colorado, Georgetown, Illinois, Occidental and Temple, 1.

1950: 1. Southern California, 49 1/5; 2. Stanford, 28; 3. Yale, 27; 4. North Carolina, 22; 5. (tie) California and Morgan St., 20; 7. Rice, 18; 8. Occidental, 17; 9. San Diego, 14 1/3; 10. Texas, 14; 11. (tie) Kansas St. and Michigan St., 13; 13. Tulane, 12; 14. Pennsylvania, 11; 15. (tie) Denver, Kansas, Loyola Marymount, Michigan, Montana and Wisconsin, 10; 21. (tie) New York U., Ohio St. and UCLA, 8; 24. (tie) Arizona St., Rhode Island and San Jose St., 6; 27. (tie) Cornell, Georgetown, Indiana and Minnesota, 4; 31. Bradley, 3 1/16; 32. (tie) UC Santa Barb., Oregon St. and Tennessee, 2 1/16; 35. (tie) Albright, Miami (Ohio) and Pittsburgh, 2; 38. (tie) Auburn, Drake, Missouri, Oregon, Penn St. and St. Thomas (Minn.), 1; 44. (tie) Baldwin-Wallace, Illinois and Nebraska, 3/5.

1951: 1. Southern California, 56; 2. Cornell, 40; 3. Morgan St., 38; 4. Occidental, 24; 5. Michigan St., 23; 6. UCLA, 18 1/5; 7. Auburn, 18; 8. Texas A&M, 17; 9. Florida, 15; 10. Washington St., 14 1/6; 11. Georgetown, 13; 12. (tie) Michigan, New York U. and Oregon, 12; 15. Illinois, 11 1/5; 16. San Jose St., 10; 17. (tie) Indiana and Stanford, 9; 19. Kansas St., 8 1/16; 20. (tie) California, Drake and Kansas, 8; 23. Dartmouth, 6; 24. Missouri, 5 1/16; 25. (tie) Utah and Washington, 5; 27. (tie) Abilene Christian, Arkansas, Idaho and Navy, 4; 31. (tie) Fresno St., Miami (Ohio), Ohio St. and Penn St., 2; 35. Minnesota, 1 1/5; 36. (tie) Columbia, San Francisco and Southern Methodist, 1; 39. Oregon St., 11/30; 40. San Diego, 1/5; 41. (tie) Nebraska and Tennessee, 1/6.

1952: 1. Southern California, 66 7/12; 2. San Jose St., 24 1/3; 3. UCLA, 24 1/4; 4. (tie) Occidental and Stanford, 24; 6. (tie) Illinois and Morgan St., 22; 8. Michigan, 21 1/3; 9. (tie) Kansas and Oregon, 20; 11. California, 17 1/4; 12. Texas A&M, 17; 13. Georgetown, 16; 14. (tie) Brown and Drake, 12; 16. Oklahoma, 11; 17. (tie) Columbia, Northwestern and Wisconsin, 10; 20. (tie) Arkansas, Loyola (Ill.), Navy, New York U., Princeton, San Francisco and Washington St., 8; 27. Yale, 7; 28. (tie) Colorado St., Cornell, Idaho, Kansas St., LSU, Oregon St., Pennsylvania, Pepperdine, San Diego, Southern Methodist, Utah and Villanova, 6; 40. (tie) Army, Auburn, Boston U., Ohio St., Texas and Wooster, 4; 46. (tie) Bradley, Iowa, La Salle and Manhattan, 2; 50. (tie) Arizona St., Harvard, Michigan St. and St. John's (N.Y.), 1; 54. Fresno St., 1/4.

1953: 1. Southern California, 80; 2. Illinois, 41; 3. (tie) Fresno St. and Stanford, 22; 5. Texas A&M, 18 3/5; 6. (tie) Kansas, Kansas St. and Michigan, 18; 9. California, 13; 10. UCLA, 12 3/5; 11. (tie) Georgetown and Marquette, 12; 13. (tie) Iowa and San Jose St., 10; 15. (tie) Pennsylvania and Washington St., 8 3/5; 17. (tie) Arizona St., Florida, Loyola (La.), Villanova and Wayne St. (Mich.), 8; 22. Purdue, 7; 23. (tie) Miami (Ohio), Ohio St., VMI and Wyoming, 6; 27. (tie) Bradley, Notre Dame and Washington, 5; 30. (tie) Auburn, Idaho and Texas, 4; 33. Oregon St., 3; 34. (tie) Morgan St. and Nebraska, 2; 36. (tie) Columbia, Manhattan and Whittier, 1; 39. Colorado St., 3/5; 40. (tie) Drake, Penn St. and Utah, 1/3.

1954: 1. Southern California, 66 17/20; 2. Illinois, 31 17/20; 3. California, 27; 4. Texas, 19; 5. Michigan, 17 3/5; 6. Purdue, 17; 7. Marquette, 16; 8. Stanford, 15; 9. Washington St., 14; 10. Oregon, 12; 11. (tie) Auburn, Missouri and Northwestern, 11; 14. (tie) Miami (Ohio), Pittsburgh and Wheaton (Ill.), 10; 17. Florida, 9; 18. (tie) Army, Fordham, Puerto Rico, VMI and Yale, 8; 23. (tie) Indiana, Penn St. and Texas Southern, 7; 26. (tie) La Salle, Michigan St., Rice and Virginia St., 6; 30. (tie) Brigham Young, Fresno St. and Northeastern, 5; 33. (tie) Iowa, Kansas, Oregon St. and Southern Methodist, 4; 37. Colorado St., 3; 38. (tie) Arizona and Oklahoma, 1 1/2; 40. (tie) Ohio St. and Texas A&M, 1; 42. (tie) Bradley and Notre Dame, 3/5; 44. (tie) San Diego and Wayne St. (Mich.), 1/4.

1955: 1. Southern California, 42; 2. UCLA, 34; 3. Kansas, 30; 4. Oregon, 29; 5. Northwestern, 20; 6. (tie) Manhattan and Villanova, 18; 8. Duke, 16; 9. (tie) Occidental and Penn St., 14; 11. (tie) Florida, Michigan and Pennsylvania, 13; 14. Miami (Ohio), 12; 15. Texas, 11; 16. Iowa, 10 1/5; 17. (tie) Fordham, Indiana and Oklahoma St., 10; 20. Stanford, 9; 21. (tie) Arizona, La Salle and North Carolina, 8; 24. Notre Dame, 7; 25. Brigham Young, 6 1/5; 26. (tie) Georgia Tech, Oregon St. and Washington St., 6; 29. Illinois, 5; 30. (tie) Emporia St., Lewis & Clark, Michigan St. and Minnesota, 4; 34. (tie) Cal Poly Pomona, Oklahoma and St. Joseph's, 2; 37. (tie) Arizona St., Maryland, North Texas and Southern Methodist, 1; 41. (tie) Claremont-M-S, Morgan St. and Utah, 1/5.

1956: 1. UCLA, 55 7/10; 2. Kansas, 51; 3. Southern California, 34 1/2; 4. Michigan St., 29; 5. Abilene Christian, 25; 6. Villanova, 24; 7. Oregon, 20; 8. Michigan, 19 7/10; 9. Oklahoma St., 19; 10. Manhattan, 17; 11. (tie) California and Fresno St., 14; 13. San Jose St., 13 1/2; 14. Pittsburgh, 12; 15. Occidental, 11 7/10; 16. Indiana, 11; 17. (tie) N.C. Central and Notre Dame, 10 7/10; 19. (tie) Bowdoin, Caltech and West Chester, 10; 22. (tie) Cornell, Duke, Missouri, New York U., North Carolina, Ohio St. and Pennsylvania, 8; 29. (tie) Dartmouth, La Salle, MIT, Minn. St. Mankato, Rice, Stanford and Texas, 6; 36. Morgan St., 5 2/5; 37. (tie) Boston U., Georgia and Kansas St., 4; 40. (tie) Harvard, Iowa, Oklahoma, South Dakota St. and Willamette, 2; 45. Brigham Young, 1 7/10; 46. (tie) UC Santa Barb., Hawaii, Lincoln (Pa.), Minnesota, Pacific Lutheran, Tennessee and TCU, 1; 53. (tie) Claremont-M-S and Oregon St., 7/10.

1957: 1. Villanova, 47; 2. California, 32; 3. Fresno St., 23; 4. Kansas, 22 1/3; 5. Stanford, 21; 6. Abilene Christian, 20; 7. (tie) N.C. Central and Occidental, 16; 9. Morgan St., 15; 10. (tie) Indiana and Manhattan, 14; 12. Texas, 13; 13. Iowa, 11; 14. (tie) Michigan, Pacific Lutheran and Utah St., 10; 17. (tie) Illinois, Oregon and Southern Methodist, 9; 20. (tie) Colorado, Minnesota, Prairie View, Wayne St. (Mich.), Western Mich. and Winston-Salem, 8; 26. (tie) Cal St. L.A., Maryland, Notre Dame, Penn St. and San Jose St., 6; 31. (tie) Louisville, Oklahoma, Rice and Texas A&M, 4; 35. Iowa St., 3; 36. (tie) Arizona St. and Purdue, 2 1/3; 38. (tie) Nebraska, Oklahoma St. and Wisconsin, 2; 41. (tie) Connecticut, New York U., Oregon St. and Tufts, 1.

1958: 1. Southern California, 48 6/7; 2. Kansas, 40 3/4; 3. Villanova, 33 3/4; 4. San Jose St., 20 3/7; 5. Winston-Salem, 20; 6. Illinois, 17 3/4; 7. Ohio St., 17; 8. (tie) Nebraska and Utah St., 14; 10. California, 13; 11. (tie) Indiana, Manhattan, Texas and Western Mich., 12; 15. Arizona St., 11 3/4; 16. (tie) Pacific Lutheran and Southern Methodist, 10; 18. Occidental, 9 3/7; 19. Oregon, 9; 20. (tie) Abilene Christian, Iowa and New Mexico, 8; 23. Purdue, 7 3/7; 24. (tie) La Salle and Missouri, 7; 26. (tie) Fresno St., Minnesota and Oklahoma, 6; 29. Michigan St., 5; 30. (tie) Houston and Puerto Rico, 4; 32. (tie) Arizona, Brigham Young, Cal St. L.A., Idaho St., Morgan

St., Navy, St. John's (N.Y.), Stanford and Whitman, 2; 41. Penn St., 1; 42. (tie) Michigan and Oklahoma St., $^{3}/_{7}$.

1959: 1. Kansas, 73; 2. San Jose St., $48^{1}/_{10}$; 3. Houston, 38; 4. Oklahoma, 31; 5. Oklahoma St., $22^{1}/_{10}$; 6. (tie) Boston U. and Eastern Mich., 20; 8. Missouri, 19; 9. Illinois, $18^{1}/_{4}$; 10. New Mexico, 18; 11. Oregon St., 17; 12. Indiana, 15; 13. Stanford, $14^{1}/_{2}$; 14. Texas, 14; 15. Tennessee St., 12; 16. Pennsylvania, 11; 17. Emporia St., $10^{1}/_{10}$; 18. Oregon, 10; 19. Michigan, $8^{7}/_{20}$; 20. Washington St., $8^{1}/_{10}$; 21. (tie) Army, Colorado and St. John's (N.Y.), 8; 24. Brigham Young, $7^{1}/_{10}$; 25. (tie) Arizona, Penn St. and Purdue, 7; 28. Arizona St., $6^{1}/_{5}$; 29. Washington, $6^{1}/_{10}$; 30. (tie) Occidental, Ohio, Southern Methodist and Winston-Salem, 6; 34. (tie) Kansas St. and Wichita St., 5; 36. Maryland, $4^{7}/_{20}$; 37. Western Mich., 4; 38. Villanova, $3^{1}/_{4}$; 39. (tie) Denver, Nebraska and N.C. Central, 3; 42. (tie) Abilene Christian, Cornell College, Cornell and Harvard, 2; 46. (tie) California, Kentucky and New York U., 1; 49. Rice, $^{1}/_{2}$.

1960: 1. Kansas, 50; 2. Southern California, 37; 3. UCLA, 31; 4. (tie) Oregon and Oregon St., 22; 6. (tie) Boston U., Houston, San Jose St. and Stanford, 20; 10. Illinois, 18; 11. (tie) Arizona and Grambling, 16; 13. Morgan St., 15; 14. (tie) Missouri and Oklahoma, 14; 16. California, 13; 17. (tie) Colorado, Georgia Tech, Harvard and Occidental, 12; 21. (tie) Michigan, Tennessee St. and Yale, 10; 24. UC Santa Barb., 9; 25. (tie) Cal Poly, Minnesota, Penn St., Texas and Winston-Salem, 8; 30. (tie) Eastern Mich. and N.C. Central, 6; 32. (tie) Bowling Green, Central Mich. and Washington St., 4; 35. (tie) Florida, North Texas, Oklahoma St. and Southern Methodist, 3; 39. (tie) Cal St. Chico, Navy, Nebraska, Princeton and Utah St., 2; 44. (tie) Connecticut, Manhattan, Michigan St., New Mexico St., Puget Sound and Villanova, 1.

1961: 1. Southern California, 65; 2. Oregon, 47; 3. Villanova, 40; 4. San Jose St., $20^{4}/_{5}$; 5. Western Mich., $19^{1}/_{4}$; 6. (tie) Abilene Christian and Michigan, 18; 8. Occidental, 15; 9. Arizona, 14; 10. Cal Poly, $13^{1}/_{4}$; 11. (tie) Harvard and UCLA, 13; 13. (tie) Houston, Kansas and Oregon St., 12; 16. (tie) Boston U., Colorado, New Mexico, Penn St., Redlands and Utah St., 10; 22. Morgan St., $9^{1}/_{4}$; 23. Missouri, 9; 24. (tie) Oklahoma St. and St. John's (N.Y.), 8; 26. Brigham Young, $7^{1}/_{4}$; 27. (tie) Cal St. L.A., Connecticut, Illinois, Navy, N.C. Central, Stanford, Utah and Western Ill., 6; 35. (tie) Albright, Auburn, Georgia Tech and Winston-Salem, 4; 39. Cornell, 3; 40. (tie) Army, California, Michigan St., New York U., Texas, TCU, Wesleyan (Conn.), Western Wash. and Yale, 2; 49. (tie) Oklahoma, Rice and Washington, $1^{2}/_{5}$; 52. (tie) Baylor, Drake, Kansas St. and Miami (Ohio), 1.

1962: 1. Oregon, 85; 2. Villanova, $40^{3}/_{7}$; 3. Southern California, $27^{3}/_{7}$; 4. Southern Ill., 26; 5. Stanford, $24^{3}/_{7}$; 6. San Jose St., 24; 7. California, 19; 8. Maryland, 15; 9. Washington St., $14^{16}/_{21}$; 10. Boston College, 14; 11. (tie) Houston, Morgan St. and Purdue, 12; 14. (tie) New York U., Oklahoma and UCLA, 11; 17. (tie) Harvard and Md.-East. Shore, 10; 19. (tie) Abilene Christian, Colorado and Iowa, 9; 22. (tie) Brigham Young, Missouri, Ohio St. and Rice, 8; 26. Southern Methodist, 7; 27. (tie) Arizona, Kansas, Neb.-Omaha, New Mexico and Oregon St., 6; 32. (tie) Boston U. and MacMurray, 5; 34. Arizona St., $4^{3}/_{4}$; 35. (tie) Navy, Occidental, Ohio, Texas Southern and Yale, 4.

1963: 1. Southern California, 61; 2. Stanford, 42; 3. Oregon, 41; 4. Arizona St., 39; 5. Villanova, 36; 6. Oregon St., 29; 7. San Jose St., 21; 8. (tie) Occidental and Southern Ill., 18; 10. Washington, 17; 11. California, 15; 12. New York U., 14; 13. Purdue, 12; 14. Fresno St., 11; 15. (tie) Boston College, N.C. Central, Oklahoma St. and Washington St., 10; 19. Colorado, 9; 20. (tie) Alabama, Harvard, Navy, Ohio Wesleyan, Rice and Wichita St., 8; 26. (tie) Army, Ohio St. and Utah, 6; 29. (tie) Florida St., Missouri, Pittsburgh and TCU, 4; 33. (tie) Abilene Christian, Albright, Manhattan, Maryland, UCLA and Wisconsin, 2; 39. (tie) Brigham Young, Kansas, Massachusetts, Montana St. and Ohio, 1.

1964: 1. Oregon, 70; 2. San Jose St., 40; 3. (tie) California, Fresno St. and Southern California, 30; 6. N.C. Central, 28; 7. Washington St., $19^{1}/_{2}$; 8. Brigham Young, 17; 9. Illinois, 16; 10. (tie) Arizona, Harvard, Northeastern, Rice and Villanova, 14; 15. Oregon St., 13; 16. Michigan, 12; 17. Long Beach St., 11; 18. (tie) Bowdoin, Florida A&M, La Salle, LSU, New Mexico, New York U. and Notre Dame, 10; 25. (tie) Air Force, Arizona St., Army and Montana, 9; 29. (tie) Central Conn. St., Manhattan, Occidental, Ohio, Southern Ill. and Washington, 8; 35. (tie) Abilene Christian, Emporia St., Iowa St., Kansas and Nebraska, 6; 40. (tie) Colorado, Cornell College, Houston, Navy and Pennsylvania, 4; 45. (tie) Cal Poly, Connecticut, Georgetown, Grambling, Missouri, Morgan St. and UCLA, 2; 52. (tie) Clemson, Redlands, Stanford, Tulsa and Wisconsin, 1; 57. Oklahoma St., $^{1}/_{2}$.

1965: 1. (tie) Oregon and Southern California, 32; 3. Brigham Young, 27; 4. California, $25^{1}/_{2}$; 5. New Mexico, 25; 6. Nebraska, 24; 7. Washington St., $23^{1}/_{2}$; 8. (tie) Montana, St. John's (N.Y.), San Jose St. and UCLA, 20; 13. (tie) Oregon St. and Villanova, 18; 15. (tie) Arizona and Occidental, 16; 17. (tie) Abilene Christian, Arizona St., Kansas, N.C. Central and Northeastern, 14; 22. Stanford, 13; 23. Maryland, $12^{1}/_{2}$; 24. Michigan St., 11; 25. (tie) Boston College, Harvard, Kentucky St., Missouri and San Diego St., 10; 30. (tie) Bowdoin, Cal St. L.A., Fresno St., Penn St. and Utah St., 8; 35. (tie) Colorado, Drake, Idaho, Morgan St., Ohio and Western Mich., 6; 41. (tie) Georgetown, La Salle, Notre Dame, Seton Hall and Tennessee, 4; 46. (tie) Bowling Green, Miami (Ohio) and Washington, 3; 49. (tie) Cal Poly Pomona, Clemson, Kent St., Mount Union and Pepperdine, 2; 54. LSU, $1^{1}/_{2}$; 55. (tie) Air Force, Bates, Minnesota, Oklahoma St., Pittsburgh, Redlands, South Carolina and Tulane, 1.

1966: 1. UCLA, 81; 2. Brigham Young, 33; 3. San Jose St., 32; 4. (tie) Nebraska and Southern California, 30; 6. Washington St., 29; 7. Oregon, 23; 8. (tie) Penn St. and Texas A&M, 20; 10. Villanova, 19; 11. (tie) Arizona, Boston College, New Mexico and Oklahoma St., 16; 15. Kansas, 15; 16. Maryland, 14; 17. Michigan St., 13; 18. (tie) Cal St. L.A., Colorado and Nevada, 10; 21. (tie) California, Southern Ill. and Stanford, 9; 24. (tie) Bates, Georgetown, Long Beach St., Miami (Ohio), San Diego St. and Utah St., 8; 30. (tie) Abilene Christian and Kentucky St., 7; 32. (tie) Murray St., Tennessee, Texas, Toledo, Washington and Wichita St., 6; 38. Iowa, 5; 39. (tie) Auburn, Connecticut and LSU, 4; 42. (tie) Army and Missouri, 3; 44. (tie) Bowling Green, Colgate, Kent St., Minnesota and Ohio, 2; 49. (tie) Duke, East Tenn. St., Florida, Navy, Notre Dame, Oklahoma and South Carolina, 1.

1967: 1. Southern California, 86; 2. Oregon, 40; 3. UCLA, 27; 4. Brigham Young, 26; 5. (tie) New Mexico and Tennessee, 24; 7. (tie) Iowa and Southern Ill., 22; 9. Washington St., 21; 10. (tie) Kansas and Texas A&M, 20; 12. Rice, 18; 13. Oregon St., 16; 14. (tie) Cornell, Ohio and Utah St., 14; 17. Michigan St., 12; 18. Oklahoma St., 11; 19. (tie) East Tenn. St., Idaho, LSU, Nebraska, Rhode Island and San Jose St., 10; 25. California, 9; 26. (tie) Arizona, Arizona St., Florida, Iowa St., Kansas St., Minnesota, Missouri, Utah and Villanova, 8; 35. Kent St., 7; 36. (tie) American and Boston College, 6; 38. (tie) Army, Georgetown, Montana, Rutgers and Washington, 4; 43. (tie) Michigan, South Carolina and Western Mich., 2; 46. (tie) Connecticut, Cortland St. and Maryland, 1.

1968: 1. Southern California, 58; 2. Washington St., 57; 3. Villanova, 41; 4. Brigham Young, 31; 5. UCLA, 30; 6. Oregon St., 26; 7. San Jose St., 24; 8. Ohio, 18; 9. UTEP, 17; 10. (tie) California and Stanford, 14; 12. Oregon, 13; 13. Washington, 12; 14. (tie) Boston U., Georgetown, Nebraska, New York U., Notre Dame, Rhode Island, Tennessee and Wisconsin, 10; 22. Colorado St., 9; 23. (tie) Boston College, Cal Poly Pomona, Duke, Florida, Navy, Trinity (Tex.), Utah St., Western Mich. and William & Mary, 8; 32. (tie) Arizona St. and Minnesota, 7; 34. (tie) Manhattan, Monmouth and Northwestern, 6; 37. Army, 5; 38. (tie) Clemson, Fresno St., Idaho, Kent St., Kentucky, Murray St., Rice and Texas, 4; 46. (tie) Maryland and New Mexico, 3; 48. (tie) Central Wash., Florida St., Georgia Tech, Harvard, Kansas, Michigan St., Oklahoma, Pittsburgh, Utah and Yale, 2; 58. (tie) Bowdoin, Cal St. Hayward, Eastern Ky., Idaho St., Miami (Ohio), Nevada, Occidental and Toledo, 1.

1969: 1. San Jose St., 48; 2. Kansas, 45; 3. (tie) Oregon St. and Washington St., 40; 5. UCLA, 39; 6. Villanova, 35; 7. Brigham Young, 34; 8. Southern California, 33; 9. Tennessee, 28; 10. (tie) Maryland, Oregon and Yale, 18; 13. (tie) Rice and Texas A&M, 16; 15. Arizona St., 14; 16. (tie) Missouri, New York U. and Redlands, 10; 19. (tie) Nebraska, Notre Dame, Rhode Island, San Diego St., Western Mich. and William & Mary, 8; 25. (tie) Eastern Ill., Eastern Ky., Florida, Kent St., Michigan St., Richmond and Texas, 6; 32. Ohio, 5; 33. (tie) Abilene Christian, Bowling Green, Idaho St., Navy and UTEP, 4; 38. (tie) Fresno St., Southern Ill. and Washington, 3; 41. (tie) Arizona, Arkansas St., Dartmouth, Furman, Kansas St., Pepperdine and Wisconsin, 2; 48. (tie) Cal St. L.A., Clemson, Holy Cross, Michigan, Minnesota, Murray St., Northwestern, Northern Iowa, Rutgers and Wayne St. (Mich.), 1.

1970: 1. (tie) Brigham Young, Kansas and Oregon, 35; 4. Washington St., 31; 5. Oregon St., 30; 6. UTEP, 28; 7. UCLA, 27; 8. Villanova, 26; 9. Southern California, 22; 10. (tie) Bowling Green and California, 18; 12. San Diego St., 17; 13. Tennessee, 16; 14. (tie) Colorado and Wisconsin, 14; 16. Indiana, 13; 17. Cal St. L.A., 12; 18. (tie) Dartmouth, Drake, Kansas St. and Ohio, 10; 22. (tie) Missouri, Murray St., Rice and Washington, 9; 26. (tie) Kentucky, Minnesota, North Texas, Pittsburgh and Western Mich., 8; 31. (tie) Stanford and Texas A&M, 7; 33. (tie) Cornell, Rhode Island, Wichita St. and William & Mary, 6; 37. (tie) Oklahoma St. and Weber St., 5; 39. (tie) Clemson, Eastern Ky., Idaho St., Kent St., Michigan, Middle Tenn. and Redlands, 4; 46. (tie) Abilene Christian, Arkansas St., Long Beach St., Penn St., Rutgers, Utah and Western Ky., 2; 53. (tie) Utah St. and West Virginia, 1.

1971: 1. UCLA, 52; 2. Southern California, 41; 3. Oregon, 38; 4. Brigham Young, 35; 5. Kansas, 27; 6. UTEP, 26; 7. California, 22; 8. Minnesota, 20; 9. Kent St., 18; 10. Ohio St., 17; 11. Tennessee, 16; 12. (tie) Villanova and Washington, 14; 14. (tie) Bowling Green, Rice, San Jose St. and Wisconsin, 12; 18. Indiana, 11; 19. (tie) Colorado, Duke and Pennsylvania, 9; 22. (tie) Arizona St. and Long Beach St., 8; 24. (tie) Middle Tenn., Oregon St., Penn St., Southern Methodist and Western Mich., 7; 29. (tie) Arizona, Houston, Illinois, Maryland, Oklahoma and Oklahoma St., 6; 35. (tie) Connecticut, Fordham, Kentucky, Northwestern, Pittsburgh, San Diego St., Utah and Washington St., 4; 43. Kansas St., 3; 44. (tie) Abilene Christian, Army, Eastern Ky., Cal St. L.A., Michigan St., Nebraska and Northern Ariz., 2; 51. (tie) Dartmouth, Georgetown, Michigan, Murray St., Princeton, Western Ky. and Wichita St., 1.

1972: 1. UCLA, 82; 2. Southern California, 49; 3. UTEP, 45; 4. Oregon, 32; 5. Kansas, 25; 6. (tie) Kent St., Rice and Washington, 18; 9. Kansas St., 17; 10. (tie) Purdue and Tennessee, 16; 12. (tie) Oklahoma St. and Villanova, 12; 14. (tie) Bowling Green, Connecticut, Georgetown, Ohio, Oregon St. and Pennsylvania, 10; 20. Southern Ill., $9^{1}/_{2}$; 21. Illinois, 9; 22. (tie) Alabama, Arizona, Arkansas St., Cincinnati, Duke, La.-Lafayette, Michigan, Middle Tenn., Oklahoma, Penn St., Richmond and Wisconsin, 8; 34. (tie) North Carolina and Pittsburgh, 6; 36. Brigham Young, 5; 37. (tie) Colgate, Fresno St., Louisiana Tech, Manhattan, Northwestern and Southern Methodist, 4; 43. (tie) Arizona St., Colorado, Fordham, Lamar, Nevada, New York U. and Virginia, 2; 50. Washington St., $1^{1}/_{2}$; 51. (tie) Baylor, East Tenn. St., Maryland, Michigan St., Minnesota, New Mexico and Texas, 1.

1973: 1. UCLA, 52; 2. Oregon, 31; 3. (tie) Arizona St. and Brigham Young, 26; 5. Tennessee, 24; 6. (tie) Kent St. and UTEP, 22; 8. (tie) Memphis and Texas, 20; 10. Rice, 19; 11. Michigan St., 18; 12. Kansas, $17^{1}/_{2}$; 13. (tie) Colorado, North Carolina and Western Ky., 14; 16. (tie) Cincinnati and Penn St., 13; 18. Oregon St., 12; 19. (tie) Bowling Green, California, Connecticut, Washington St. and Wisconsin, 10; 24. Southern California, 9; 25. (tie) Florida, Fresno St., Illinois, Indiana, Manhattan, Middle Tenn., N.C. Central, Pennsylvania and Southern Methodist, 8; 34. Arizona, 7; 35. San Jose St., $6^{1}/_{2}$; 36. (tie) Idaho St., La.-Lafayette, Louisiana Tech, Navy, Ohio, Oklahoma St. and Villanova, 6; 43. (tie) Duke, East Tenn. St., Lamar and Long Beach St., 4; 47. (tie) Alabama, Colorado St., LSU, Pittsburgh and TCU, 2; 52. (tie) Harvard and Kansas St., $1^{1}/_{2}$; 54. (tie) Baylor, UC Santa Barb., Minnesota, Murray St., Purdue and William & Mary, 1.

1974: 1. Tennessee, 60; 2. UCLA, 56; 3. Brigham Young, 41; 4. N.C. Central, 35; 5. Oregon St., 26; 6. UTEP, 25; 7. (tie) Kansas and Southern California, 22; 9. (tie) Washington and Western Ky., 18; 11. Indiana, 17; 12. (tie) Colorado and Pennsylvania, 16; 14. (tie) Texas and Washington St., 15; 16. San Diego St., 12; 17. Fisk, 11; 18. (tie) Arizona, Illinois, Middle Tenn., Oregon and Truman, 10; 23. (tie) Boston College, Fresno St., LSU, Louisiana Tech, Manhattan, Northeastern and Texas Southern, 8; 30. Norfolk St., 7; 31. (tie) California, Colorado St., Connecticut, East Tenn. St., Florida St.,

Nevada, North Carolina, Seton Hall, Southern Methodist and William & Mary, 6; 41. Cornell, 5; 42. (tie) Auburn, Lamar, Long Beach St., Missouri, Prairie View and Southern Ill., 4; 48. (tie) American, Arizona St., Kent St., Massachusetts, Pittsburgh, Puget Sound, Rice, TCU and Troy St., 2; 57. (tie) Baylor, UC Davis, Nebraska, Purdue and South Dakota St., 1; 62. (tie) La.-Monroe and Wichita St., ½.

1975: 1. UTEP, 55; 2. UCLA, 42; 3. Southern California, 37; 4. San Jose St., 32; 5. Kansas, 27; 6. (tie) Oregon and Tennessee, 24; 8. Brigham Young, 21½; 9. Washington St., 20; 10. Washington, 17; 11. Illinois, 16; 12. (tie) Arizona St. and Long Beach St., 15; 14. (tie) Arkansas St., Indiana and Nevada, 14; 17. (tie) Texas and Villanova, 12; 19. (tie) Penn St. and Western Ky., 11; 21. (tie) California, Eastern Mich., La.-Monroe, LSU, Northeastern and Utah St., 10; 27. Baylor, 8¼; 28. (tie) Alabama, Auburn, Colorado St., Occidental, Oklahoma and Wichita St., 8; 34. (tie) Austin Peay, Bucknell, Connecticut, N.C. Central and Texas Southern, 6; 39. Oregon St., 4¼; 40. (tie) Boston College, Cornell, Holy Cross, Kansas St., Maryland, Memphis, Pennsylvania, Rice, Rutgers, Seton Hall and TCU, 4; 51. (tie) Army and Texas A&M, 2; 53. (tie) Arizona, Dartmouth, East Tenn. St., Howard, Idaho St., Michigan St. and Wisconsin, 1; 60. Weber St., ½; 61. (tie) Georgia and Harvard, ¼.

1976: 1. Southern California, 64; 2. UTEP, 44; 3. Tennessee, 40; 4. Washington St., 34; 5. Arizona St., 31; 6. Brigham Young, 30; 7. Washington, 28; 8. Auburn, 22; 9. (tie) Kansas and San Jose St., 20; 11. Long Beach St., 18; 12. (tie) California, Oregon, Penn St., UCLA and Villanova, 16; 17. (tie) Arkansas St. and Southern Ill., 11; 19. (tie) Arizona, Bucknell, Florida, Middle Tenn., San Diego St. and Texas, 10; 25. Illinois, 9; 26. (tie) Central Mich., Maryland and Missouri, 8; 29. (tie) Austin Peay, Louisiana Tech, Mississippi St., Rice, St. Joseph's and Stanford, 6; 35. Baylor, 5; 36. (tie) Florida St., Harvard, Kent St., Oregon St., Seton Hall and Wisconsin, 4; 42. Pennsylvania, 3; 43. (tie) East Tenn. St., Michigan, Minnesota and New Mexico, 2; 47. (tie) Arkansas, Boston College, Colorado, Nebraska, North Carolina St., South Carolina and TCU, 1.

1977: 1. Arizona St., 64; 2. UTEP, 50; 3. Southern California, 48; 4. Washington St., 46; 5. UCLA, 35; 6. Brigham Young, 31; 7. Illinois, 30; 8. (tie) Auburn and Villanova, 20; 10. (tie) Oklahoma and Stanford, 16; 12. (tie) Kansas and San Jose St., 14; 14. Tennessee, 13; 15. Washington, 11; 16. (tie) Arkansas St., Florida and Utah St., 10; 19. Houston, 9; 20. (tie) Alabama, Fairleigh Dickinson, Mississippi St., Nebraska, Oregon and Texas, 8; 26. (tie) Clemson and Seton Hall, 7; 28. (tie) Arkansas, Fresno St., Georgia, Missouri, Northeastern and Western Ky., 6; 34. (tie) Ohio and Southern Ill. 5½; 36. Maryland, 5; 37. (tie) Army, Bucknell, Howard, Oregon St. and Richmond, 4; 42. (tie) California, Central Mich., Colorado, East Caro., Fordham, Jackson St., Long Beach St., Manhattan, Middle Tenn., Montana, Providence, Rice and Western Mich., 2; 55. (tie) Arizona, North Carolina, North Carolina St., Pennsylvania, Purdue, San Diego St. and Wisconsin, 1.

1978: 1. (tie) UTEP and UCLA, 50; 3. Oregon, 40; 4. Auburn, 36; 5. Southern California, 35; 6. UC Irvine, 28; 7. Brigham Young, 27; 8. Villanova, 26; 9. (tie) Maryland and Washington St., 25; 11. Oklahoma, 22; 12. Washington, 21; 13. Alabama, 18; 14. (tie) Kansas, Providence and Southern Ill., 16; 17. (tie) San Jose St. and Tennessee, 14; 19. (tie) Arkansas St., Fairleigh Dickinson and Stanford, 10; 22. Florida St., 9; 23. (tie) Central Mich., Clemson, East Tenn. St., Mississippi St. and Texas A&M, 8; 28. (tie) Indiana and Wisconsin, 6; 30. Florida, 5; 31. (tie) Manhattan, Michigan, New Mexico and Richmond, 4; 35. (tie) Arizona St., Dartmouth, Howard, Long Beach St., North Carolina, Northeastern, Oregon St., Western Ky. and Wyoming, 2; 44. (tie) Arizona, Baylor, Boston U., East Caro., Iowa St., Missouri, Pennsylvania, Rice, Western Mich. and Wichita St., 1.

(Note: Standings adjusted after participation of a Southern California student-athlete vacated by the NCAA Committee on Infractions.)

1979: 1. UTEP, 64; 2. Villanova, 48; 3. UCLA, 36; 4. Auburn, 30; 5. (tie) Oregon and Washington, 28; 7. Southern California, 25½; 8. (tie) LSU and Maryland, 22; 10. Washington St., 21; 11. (tie) Arizona, Florida St., Tennessee and Texas A&M, 20; 15. Oregon St., 17; 16. (tie) Brigham Young and UC Irvine, 16; 18. Houston, 14; 19. (tie) Arkansas St., Missouri and Texas, 10; 22. (tie) Alabama, Baylor, Mississippi, Ohio St. and Western Mich., 8; 27. California, 7; 28. (tie) East Tenn. St., Indiana, New Mexico, Richmond, San Diego St. and Weber St., 6; 34. St. John's (N.Y.), 5; 35. (tie) Eastern Mich., Florida and Rice, 4; 38. (tie) San Jose St. and Wisconsin, 3; 40. (tie) East Caro., Illinois, Kansas, Middle Tenn., Oklahoma and Wyoming, 2; 46. (tie) Arizona St., Bucknell, Illinois St., Michigan and Virginia, 1.

1980: 1. UTEP, 69; 2. UCLA, 46; 3. Florida St., 38; 4. Southern California, 36; 5. Villanova, 26; 6. (tie) Alabama and Oregon, 24; 8. Kansas, 20; 9. Texas, 19; 10. St. John's (N.Y.), 18; 11. Oklahoma St., 16; 12. Brigham Young, 15; 13. (tie) Baylor and LSU, 14; 15. (tie) Auburn and Texas A&M, 13; 17. Arizona, 12; 18. (tie) Houston and Tennessee, 11; 20. (tie) San Jose St., Southern Ill., Southern Methodist, Washington St. and Wisconsin, 10; 25. (tie) Fairleigh Dickinson, Fresno St., Iona and North Carolina St., 8; 29. Washington, 7; 30. (tie) Cincinnati, Clemson, Colorado St., Eastern Ky., Indiana, Iowa St., Kentucky, Northwestern St., Stanford, Weber St. and Wyoming, 6; 41. (tie) Arkansas St., California, Harvard, Michigan, Middle Tenn., Penn St., San Diego St. and Texas Tech, 4; 49. Oregon St., 3; 50. (tie) Arizona St., Arkansas, Bowling Green, Colorado, Georgia, Richmond, South Carolina and Western Ky., 2; 58. (tie) Georgetown, Illinois St., New Hampshire, Texas-Arlington, Texas Southern and Virginia Tech, 1.

1981: 1. UTEP, 70; 2. Southern Methodist, 57; 3. Tennessee, 50; 4. Arizona St., 36; 5. UCLA, 30; 6. Brigham Young, 28; 7. Houston, 24; 8. Iowa St., 20; 9. Indiana, 18; 10. California, 17½; 11. (tie) Baylor, Georgia, Northwestern St. and Oregon, 16; 15. Memphis, 12; 16. LSU, 11; 17. (tie) Fairleigh Dickinson, Navy and Villanova, 10; 20. Texas A&M, 9; 21. Washington St., 8½; 22. (tie) Arkansas, Georgetown, Illinois, Missouri, Southern Ill. and Texas-Arlington, 8; 28. (tie) Florida St. and Kansas St., 7; 30. (tie) Fresno St., Oregon St. and Washington, 6; 33. (tie) Arizona, Clemson and Eastern Ky., 5; 36. (tie) Middle Tenn., Nebraska, Oklahoma St., Penn St., Rice, Seton Hall and Texas Tech, 4; 43. (tie) Auburn, Florida, Long Beach St., Notre Dame, Rutgers, San Jose St., Virginia, Western Ky. and Wisconsin, 2; 52. (tie) Alabama, Michigan, Mississippi Val., Richmond, Texas and Utah, 1.

1982: 1. UTEP, 105; 2. Tennessee, 94; 3. Washington St., 85; 4. Oregon, 76; 5. UCLA, 75; 6. Southern Methodist, 71; 7. Houston, 63; 8. California, 53; 9. Alabama, 47; 10. Texas, 44; 11. Villanova, 41; 12. Southern California, 38; 13. Oregon St., 36; 14. Brigham Young, 34; 15. Indiana, 30; 16. Oklahoma St., 29; 17. Mississippi St., 27; 18. Arizona St., 26; 19. Clemson, 25; 20. (tie) Arizona and Northwestern St., 24; 22. (tie) Baylor and Washington, 23; 24. (tie) Arkansas and Kansas St., 21; 26. Middle Tenn., 19; 27. (tie) Ohio St. and Rice, 18; 29. Oklahoma, 17; 30. (tie) Idaho and Michigan St., 16; 32. Texas-Arlington, 15; 33. (tie) Florida St., Fresno St., Howard, Rutgers and San Jose St., 14; 38. (tie) Illinois and Virginia, 13; 40. (tie) Boston U., East Tenn. St., Florida, Georgetown, LSU, Southern Ill. and Western Mich., 12; 47. (tie) Minnesota, New Mexico and Oral Roberts, 11; 50. (tie) Auburn, Lamar and Missouri, 10; 53. (tie) Kansas, Long Beach St., Maryland, Navy, San Diego St., Texas A&M and Wyoming, 9; 60. (tie) UC Irvine, La.-Lafayette, Miami (Ohio), Mississippi, TCU and Western Ky., 8; 66. Mississippi Val., 7; 67. North Carolina St., 6; 68. (tie) Kentucky, Montana, North Carolina and Wake Forest, 4; 72. (tie) Colorado St., Idaho St., Jackson St. and La.-Monroe, 3; 76. (tie) Akron, Eastern Mich., Rhode Island, Seton Hall and Virginia St., 2; 81. (tie) Iowa St., Portland, Prairie View, Syracuse and Texas Tech, 1.

1983: 1. Southern Methodist, 104; 2. Tennessee, 102; 3. Alabama, 88; 4. UTEP, 84½; 5. Washington St., 66; 6. Oregon, 59½; 7. Arkansas, 59; 8. Iowa St., 49½; 9. Texas, 49; 10. Southern California, 40; 11. Indiana, 37; 12. Brigham Young, 35; 13. (tie) TCU and UCLA, 33½; 15. Houston, 32; 16. (tie) Arizona St. and Missouri, 29½; 18. (tie) Boston U. and Washington, 28; 20. Michigan, 25; 21. Rice, 22; 22. (tie) Florida, Mississippi, North Carolina St. and San Jose St., 20; 26. Michigan St., 19; 27. Kansas St., 18; 28. Texas A&M, 17½; 29. (tie) Arkansas St. and Kansas, 17; 31. Georgia, 15½; 32. (tie) Houston Baptist, Howard, Iowa, Northwestern St., Pittsburgh, Rutgers and Villanova, 15; 39. Oklahoma St., 13½; 40. (tie) Clemson, Eastern Mich. and Oregon St., 13; 43. (tie) Campbell and Middle Tenn., 12; 45. Arizona, 10½; 46. Virginia, 10; 47. Connecticut, 9½; 48. (tie) Air Force, Georgetown, Long Beach St., Miami (Ohio), Purdue and Weber St., 9; 54. (tie) Charleston So., Fresno St., Jackson St. and Ohio St., 8; 58. (tie) Auburn, Colorado St., Illinois, Princeton, Texas Southern and Utah St., 7; 64. (tie) Lamar and Nevada, 6; 66. Baylor, 5½; 67. (tie) California, UC Santa Barb., George Mason, Maryland, New Mexico, Southern Ill. and Texas Tech, 5; 74. (tie) Appalachian St., Army, Central Mich., Manhattan, Penn St. and San Diego St., 4; 80. (tie) Memphis, Syracuse, Western Mich. and West Tex. A&M, 3; 84. McNeese St., 2½; 85. (tie) Navy, North Carolina and Providence, 2; 88. (tie) Georgia Tech, North Texas, Stanford, Western Ky. and Wisconsin, 1.

1984: 1. Oregon, 113; 2. Washington St., 94½; 3. Arkansas, 85; 4. Southern Methodist, 73; 5. Southern Ill., 55; 6. Arizona, 53; 7. UCLA, 50½; 8. Brigham Young, 49; 9. Oklahoma St., 46; 10. (tie) Indiana and Iowa St., 45; 12. Texas, 43; 13. Oklahoma, 42; 14. Alabama, 37; 15. Houston, 35; 16. Texas Southern, 34; 17. (tie) Southern California and UTEP, 30; 19. (tie) Arizona St., Baylor and Wisconsin, 29; 22. Lamar, 26½; 23. San Jose St., 26; 24. Fresno St., 25; 25. Missouri, 22; 26. Georgia, 21; 27. Tennessee, 19; 28. Florida St., 18½; 29. Florida, 17; 30. Boston U., 16½; 31. Villanova, 16; 32. (tie) Boise St., George Mason, Georgia Tech and Weber St., 15; 36. Texas A&M, 14; 37. Wyoming, 13; 38. (tie) Eastern Mich., Kentucky and New Mexico, 12; 41. VMI, 11; 42. (tie) LSU, Minnesota and Washington, 10; 45. (tie) Auburn and Rice, 9; 47. Arkansas St., 8½; 48. (tie) California and Idaho, 8; 50. (tie) La.-Lafayette, Manhattan, Northwestern St., Richmond, TCU and Texas Tech, 7; 56. (tie) Illinois, Virginia and Western Ky., 6; 59. (tie) Dartmouth, Georgetown, Jackson St., Kansas St., Mississippi, Montana St., Rutgers, Stanford and West Tex. A&M, 5; 68. (tie) Central Mich., James Madison and Oregon St., 4; 71. (tie) La.-Monroe, Miami (Ohio), Prairie View and San Diego St., 3; 75. (tie) Clemson, Fairleigh Dickinson, Howard, Kent St., Maryland, Nebraska and Purdue, 2; 82. (tie) UC Santa Barb., East Tenn. St. and Seton Hall, 1.

1985: 1. Arkansas, 61; 2. Washington St., 46; 3. Baylor, 37; 4. Iowa St., 35; 5. Brigham Young, 28; 6. Missouri, 27; 7. (tie) Houston and Oregon, 26; 9. (tie) Alabama, Southern Methodist, Tennessee and Texas, 25; 13. George Mason, 24; 14. Wisconsin, 20; 15. Washington, 16; 16. San Jose St., 15; 17. Auburn, 14; 18. (tie) Eastern Mich. and UTEP, 13; 20. (tie) Indiana and Mississippi St., 12; 22. (tie) Boston U. and Oklahoma St., 11; 24. (tie) Lamar, Louisiana Tech, North Carolina St., Texas A&M and Villanova, 10; 29. Penn St., 9; 30. (tie) Georgetown, New Mexico and Rice, 8; 33. Stanford, 7; 34. (tie) Florida St., Fresno St., Kent St., Kentucky, Miami (Fla.), Michigan, Oregon St., Seton Hall and TCU, 6; 43. (tie) Arizona, Clemson, Dartmouth, East Caro., Georgia Tech, Rutgers and Southern Ill., 5; 50. (tie) California, Charleston So., East Tenn. St., Iona, LSU, Rhode Island, Syracuse and Yale, 4; 58. (tie) Boise St., Illinois, Minnesota, Southern California, UCLA, Western Mich. and West Virginia, 3; 65. (tie) Iowa, Jackson St., Kansas St. and Virginia, 2; 69. (tie) Cornell, Florida, Georgia, Pennsylvania, Virginia Tech and Wake Forest, 1.

1986: 1. Southern Methodist, 53; 2. Washington St., 52; 3. Texas, 47; 4. (tie) Alabama and Arkansas, 35; 6. Texas A&M, 31; 7. Oregon, 30; 8. UCLA, 29; 9. Southern California, 27½; 10. (tie) Fresno St. and UTEP, 25; 12. California, 19; 13. LSU, 17; 14. Houston, 16½; 15. Auburn, 16; 16. (tie) TCU and Villanova, 15; 18. (tie) Iowa St., North Carolina St. and Texas Southern, 14; 21. (tie) Baylor, Kansas St. and Tennessee, 13; 24. Brigham Young, 12; 25. Stanford, 11½; 26. (tie) Boston U., Indiana, Missouri and Washington, 11; 30. Clemson, 10½; 31. (tie) Florida St., Marquette and Pittsburgh, 10; 34. (tie) Eastern Wash., Oklahoma St. and Texas-Arlington, 8; 37. Mississippi St., 7; 38. (tie) Dartmouth, East Caro., Florida A&M, Georgia, Minnesota, North Carolina and San Jose St., 6; 45. (tie) Eastern Mich., Iona, Manhattan, Texas Tech and William & Mary, 5; 50. Illinois, 4½; 51. (tie) Florida, Michigan and Syracuse, 4; 54. Boston College, 3; 55. La.-Lafayette, 2½; 56. (tie) Georgia Tech, Kansas, Mississippi and Rice, 2; 60. (tie) Cornell, Lamar and Notre Dame, 1.

1987: 1. UCLA, 81; 2. Texas, 28; 3. TCU, 27; 4. Arkansas, 26; 5. LSU, 25; 6. (tie) Texas A&M and Texas Southern, 23; 8. Illinois, 20; 9. Brigham Young, 19; 10. (tie) Baylor, Boston U. and George Mason, 18; 13. (tie) Boise St. and Houston, 17; 15. (tie) Fresno St., La.-Monroe and Southern Methodist, 16; 18. (tie) Florida, Penn St. and Washington St., 15; 21. (tie) Alabama,

Florida St., Oregon and Seton Hall, 14; 25. North Carolina St., 13; 26. Washington, 11½; 27. (tie) Mississippi St., Pittsburgh and Tennessee, 11; 30. (tie) Georgia Tech, Illinois St. and Ohio St., 10; 33. (tie) Georgia, Villanova and Virginia Tech, 9; 36. (tie) Auburn, Indiana, Kansas St., Manhattan and Michigan, 8; 41. (tie) Arizona St., Clemson and East Caro., 7; 44. Southern California, 6½; 45. (tie) Appalachian St., Eastern Ill., Kansas, Navy and Syracuse, 6; 50. (tie) Arkansas St., Boston College, Iowa St., James Madison, La.-Lafayette, Maryland, Northwestern St., Oklahoma, Rutgers and Wisconsin, 5; 60. (tie) Louisiana Tech, Missouri, Pennsylvania, Prairie View and Rice, 4; 65. Dartmouth, 3; 66. (tie) California, Murray St., Nebraska and North Carolina, 2; 70. (tie) Cincinnati and McNeese St., 1.

1988: 1. UCLA, 82; 2. Texas, 41; 3. Arkansas, 32; 4. Texas A&M, 28; 5. (tie) California and LSU, 26; 7. (tie) Illinois and Oregon, 25; 9. North Carolina St., 24; 10. Florida, 22; 11. La.-Monroe, 21; 12. TCU, 20; 13. Washington St., 19½; 14. Arizona, 18; 15. (tie) Clemson and Houston, 17; 17. (tie) Georgia Tech, Indiana and Texas Southern, 14; 20. (tie) Boise St., Eastern Mich. and Fresno St., 12; 23. (tie) Arkansas St. and Mississippi St., 11; 25. (tie) Illinois St., Kansas St., Michigan, North Carolina, Oklahoma, Oregon St. and Virginia, 10; 32. (tie) Northwestern St., Southern California and Stanford, 9; 35. (tie) Appalachian St., Baylor, Brigham Young, Brown, Iowa, La.-Lafayette, Penn St., Purdue and Yale, 8; 44. Wisconsin, 7; 45. Kansas, 6½; 46. (tie) Arizona St., Auburn, Dartmouth, Indiana St. and Prairie View, 6; 51. (tie) George Mason, Georgetown, Manhattan and Southern Ill., 5; 55. Washington, 4; 56. (tie) Alabama, Boston U., UC Irvine, East Caro. and Weber St., 3; 61. (tie) Army, Eastern Ill., Kent St., Southern Methodist and Villanova, 2; 66. Iona, 1.

1989: 1. LSU, 53; 2. Texas A&M, 51; 3. Florida, 39; 4. Oregon, 36; 5. Texas, 33; 6. UCLA, 28; 7. Nebraska, 26; 8. TCU, 24; 9. Arkansas, 23; 10. Arizona, 21; 11. (tie) Houston and Southern California, 20; 13. (tie) Baylor, Kansas and Texas St., 19; 16. (tie) Alabama and Mt. St. Mary's, 18; 18. La.-Monroe, 16; 19. Iowa St., 14; 20. Brigham Young, 13; 21. (tie) Iowa and Wisconsin, 12; 23. (tie) Clemson, UTEP and Washington St., 11; 26. (tie) La.-Lafayette, Michigan, Ohio St., Oklahoma, Syracuse and Virginia, 10; 32. (tie) Arkansas St., George Mason and Pittsburgh, 9; 35. (tie) Drake, Mississippi St. and Texas Southern, 8; 38. New Mexico, 7; 39. (tie) Appalachian St., Brown, Georgia Tech, Kent St. and North Carolina St., 6; 44. (tie) Auburn, Illinois St., Lamar, Manhattan, Montana St., Penn St. and Western Caro., 5; 51. (tie) Boise St., Illinois, Kansas St., Purdue, Texas Tech and Washington, 4; 57. (tie) Central Mich., Howard, Princeton, Tennessee and Weber St., 3; 62. (tie) UC Irvine, Liberty, Miami (Ohio), Stanford, Texas-Arlington and Wichita St., 2; 68. (tie) Ball St., Colorado, Florida St., Fresno St., San Diego St. and Villanova, 1.

1990: 1. LSU, 44; 2. Arkansas, 36; 3. Baylor, 34; 4. Florida, 33½; 5. Oregon, 27; 6. Brigham Young, 25; 7. (tie) Auburn, George Mason and Texas St., 24; 10. UCLA, 22; 11. (tie) Alabama, Tennessee and Texas A&M, 21; 14. Texas, 19½; 15. (tie) Georgetown and Nebraska, 17; 17. (tie) Arizona, Iowa St. and Ohio St., 16; 20. (tie) Arizona St., Manhattan, Providence and TCU, 13; 24. UTEP, 12; 25. (tie) Mississippi, Syracuse and Texas Tech, 11; 28. (tie) Houston, Indiana, Indiana St., Montana St., Nevada, North Carolina St., Texas-Arlington and Washington, 10; 36. (tie) Southern California and Wisconsin, 9; 38. (tie) Arkansas St., UC Irvine, Kansas, Mississippi St., Penn St., Pittsburgh, Southern Methodist and Wake Forest, 8; 46. Clemson, 7; 47. (tie) Fresno St., New Mexico, Rice, Washington St. and Yale, 6; 52. (tie) Georgia Tech, Kansas St., La.-Lafayette and Princeton, 5; 56. (tie) Boise St., California, Drake, Eastern Ill., La.-Monroe and William & Mary, 4; 62. (tie) Delaware and Northwestern St., 3½; 64. (tie) Idaho, Minnesota, Utah St. and Western Mich., 2; 68. (tie) Illinois St., North Carolina, Purdue, South Carolina and Stanford, 1.

1991: 1. Tennessee, 51; 2. Washington St., 42; 3. Oregon, 36; 4. Brigham Young, 35; 5. Texas, 27½; 6. LSU, 26; 7. Arkansas, 24; 8. Georgetown, 23; 9. TCU, 22; 10. Georgia, 19; 11. (tie) Baylor and Texas A&M, 18; 13. (tie) Clemson and Southern Methodist, 17; 15. (tie) Auburn and Nebraska, 16; 17. (tie) George Mason and UCLA, 15; 19. (tie) Eastern Mich., Florida, Indiana, Iowa St., Rice and UTEP, 14; 25. Ohio St., 12½; 26. (tie) Georgia Tech, Nevada and North Carolina St., 12; 29. (tie) Mississippi, Montana St. and Southern Ill., 10; 32. (tie) California, Southern California, Syracuse and William & Mary, 8; 36. (tie) La.-Monroe, Oklahoma, Texas St., Stanford, Texas-Arlington and Texas Southern, 7; 42. (tie) Alabama, Kansas, McNeese St., Mt. St. Mary's, Pittsburgh, Weber St., West Virginia and Western Mich., 6; 50. UC Santa Barb., 5½; 51. (tie) Arizona, East Caro., Fresno St., Kentucky, La.-Lafayette, Northeastern and Western Ky., 5; 58. (tie) Arizona St., Eastern Ill., Kansas St., Texas Tech and Washington, 4; 63. New Mexico, 3½; 64. (tie) Arkansas St., James Madison, Mississippi St., Princeton, Rhode Island, Wichita St. and Wisconsin, 3; 71. (tie) Illinois, Northern Ariz. and Villanova, 2; 74. (tie) Michigan, Minnesota, Murray St. and Northwestern St., 1.

1992: 1. Arkansas, 60; 2. Tennessee, 46½; 3. Southern California, 41; 4. Oregon, 39; 5. UTEP, 35; 6. Ohio St., 28; 7. LSU, 26; 8. (tie) Georgia Tech and UCLA, 23; 10. (tie) Florida and Georgia, 22; 12. Clemson, 19; 13. (tie) Georgetown, Washington St. and Wisconsin, 18; 16. Indiana, 17; 17. (tie) Brigham Young, California and West Virginia, 16; 20. (tie) Baylor and Southern Ill., 14; 22. TCU, 13; 23. Arizona St., 12½; 24. North Carolina, 12; 25. Florida St., 11; 26. (tie) Arizona, Eastern Ill., George Mason, Nevada, South Fla. and Western Ky., 10; 32. (tie) Miami (Fla.), Oklahoma and Texas, 9; 35. (tie) James Madison, Middle Tenn., Nebraska and Western Mich., 8; 39. (tie) Iowa St., Northeastern, Rice and Southern Methodist, 7; 43. Illinois, 6; 44. (tie) Chicago St., Fresno St., Loyola (Ill.), St. John's (N.Y.), Villanova and Weber St., 5; 50. (tie) East Caro., Michigan St., Mississippi, Navy, Texas A&M, Texas Tech and Virginia, 4; 57. (tie) Alabama, East Tenn. St., Harvard, Illinois St., Princeton and William & Mary, 3; 63. (tie) Mt. St. Mary's and Murray St., 2; 65. (tie) Arkansas St., Cal St. Northridge, Iowa, La.-Lafayette and La.-Monroe, 1.

1993: 1. Arkansas, 69; 2. (tie) LSU and Ohio St., 45; 4. Tennessee, 44; 5. Florida, 39; 6. UTEP, 30; 7. (tie) Indiana and Iowa St., 26; 9. UCLA, 25; 10. (tie) Clemson, Georgia and Rice, 23; 13. Mississippi, 22; 14. California, 20; 15. (tie) Georgia Tech and Wisconsin, 18; 17. Baylor, 15; 18. (tie) Providence and Southern California, 14; 20. Penn St., 13; 21. (tie) Brigham Young, Illinois, Iowa and Kentucky, 11; 25. (tie) Auburn, Houston, Nebraska, North Carolina St., South Fla. and Southern Methodist, 10; 31. (tie) Alabama, Florida St. and Texas Tech, 9; 34. (tie) North Carolina and TCU, 8; 36. (tie) Arizona, Oklahoma, Texas, Texas A&M, Villanova and Washington, 7; 42. (tie) Arizona St., Colorado, Fairleigh Dickinson, Minnesota and Weber St., 6; 47. (tie) East Tenn. St., Kansas St., Mt. St. Mary's, Northwestern St. and Western Mich., 5; 52. (tie) Indiana St. and Stephen F. Austin, 4; 54. (tie) James Madison, Manhattan and Southern Ill., 3; 57. (tie) Arkansas St. and Fresno St., 1½; 59. (tie) Bowling Green, Eastern Mich. and Navy, 1.

1994: 1. Arkansas, 83; 2. UTEP, 45; 3. Tennessee, 38; 4. Georgia Tech, 34; 5. Fresno St., 28; 6. (tie) Houston and LSU, 27; 8. Georgia, 24; 9. Baylor, 23; 10. Southern California, 20; 11. Clemson, 19; 12. UCLA, 18; 13. (tie) Florida and Kentucky, 17; 15. (tie) Alabama and Iowa St., 16; 17. (tie) Illinois, Indiana and Washington St., 14; 20. (tie) Brigham Young and Mississippi St., 12; 22. (tie) Nevada, Rice, Southern Methodist and Stephen F. Austin, 11; 26. (tie) Arizona St., Eastern Mich., North Carolina and Ohio St., 10; 30. (tie) Arizona and Florida St., 9; 32. (tie) Indiana St., Miami (Fla.), Middle Tenn., Mississippi, Mt. St. Mary's, Northeastern and Texas St., 8; 39. (tie) George Mason, La.-Lafayette and Texas, 7; 42. (tie) Army, Bowling Green, Michigan, North Carolina St., St. John's (N.Y.) and TCU, 6; 48. (tie) Cornell, Nebraska, Oklahoma St., Southwest Mo. St. and Texas A&M, 5; 53. (tie) Dartmouth, Kansas St., Northern Iowa, Oklahoma and West Virginia, 4; 58. (tie) Cal St. Fullerton, Miami (Ohio), Oral Roberts, Portland, Seton Hall, Stanford and Wisconsin, 3; 65. (tie) Cincinnati, Georgetown, Liberty, Manhattan, Northwestern St., South Carolina and Washington, 2; 72. (tie) California, James Madison, Texas Tech, Virginia and Weber St., 1.

1995: 1. Arkansas, 61½; 2. UCLA, 55; 3. LSU, 38; 4. Southern California, 35; 5. Tennessee, 31; 6. George Mason, 28; 7. North Carolina, 26½; 8. (tie) Baylor and Rice, 26; 10. (tie) Clemson and Georgia, 25; 12. UTEP, 24; 13. (tie) Texas and TCU, 19; 15. Arizona, 18; 16. Kentucky, 17; 17. Iowa St., 15; 18. Florida, 14; 19. (tie) Alabama, Houston, Iowa, Michigan, Texas St. and Wake Forest, 11; 25. La.-Lafayette, 10; 26. Washington St., 9; 27. Minnesota, 8½; 28. (tie) California, DePaul, Eastern Mich., Georgia Tech, Kansas St., Providence, Southern Methodist, Texas A&M and Wisconsin, 8; 37. (tie) Colorado, Nebraska, Oklahoma and Seton Hall, 7; 41. Illinois, 6½; 42. (tie) Dartmouth, Georgetown, Indiana and Rutgers, 6; 46. North Carolina St., 5½; 47. (tie) Brigham Young, Florida St., Kansas, Liberty, Ohio St. and Oregon, 5; 53. Utah St., 4½; 54. (tie) Connecticut, Miami (Fla.), Stanford, Texas-Arlington and Washington, 4; 59. (tie) Arizona St., Idaho, Purdue and Villanova, 3; 63. (tie) Morgan St. and Southern Ill., 2½; 65. (tie) Long Beach St., Northern Iowa, Pennsylvania, Texas-San Antonio and William & Mary, 2; 70. (tie) East Caro., Oklahoma St., St. John's (N.Y.), Western Mich. and Wichita St., 1.

1996: 1. Arkansas, 55; 2. George Mason, 40; 3. UCLA, 37; 4. North Carolina, 30; 5. Texas, 27; 6. Wisconsin, 26; 7. LSU, 24; 8. (tie) Arizona and Wake Forest, 20; 10. (tie) Colorado, Iowa St., Nebraska, Southern California, Southern Methodist and Tennessee, 19; 16. Illinois, 18; 17. Clemson, 17; 18. Michigan, 16; 19. (tie) Kentucky and Texas A&M, 15; 21. (tie) Baylor and Florida St., 14; 23. (tie) Auburn, Oklahoma and Texas-Arlington, 13; 26. (tie) California, UTEP, Washington and Washington St., 12; 30. Oregon, 10½; 31. (tie) Arizona St., Georgia Tech, Miami (Fla.) and Wichita St., 10; 35. Houston, 9; 36. (tie) Alabama, Fresno St., La.-Lafayette, North Carolina St. and Southern U., 8; 41. (tie) Air Force, Georgetown, Penn St. and Rutgers, 7; 45. (tie) Boston College, Kansas St., La.-Monroe, Texas-San Antonio and TCU, 6; 50. (tie) Boise St., Idaho, Indiana and South Carolina, 5; 54. Georgia, 4½; 55. (tie) Colorado St., Iowa and Northern Ariz., 4; 58. (tie) Army, Brigham Young, Kansas, Minnesota, Oklahoma St. and Texas St., 3; 64. (tie) Appalachian St., Columbia, Harvard and Western Ky., 2; 68. (tie) Liberty, Portland, Stephen F. Austin and Western Mich., 1.

1997: 1. Arkansas, 55; 2. Texas, 42½; 3. Southern California, 34; 4. (tie) Oklahoma, UCLA and Wisconsin, 31; 7. (tie) Southern Methodist and UTEP, 28; 9. Minnesota, 19½; 10. Iowa St., 19; 11. (tie) Baylor and Stanford, 18; 13. (tie) Michigan and North Carolina, 17; 15. Nebraska, 16½; 16. Texas A&M, 16; 17. (tie) Clemson, George Mason, Northern Iowa and Southern U., 15; 21. Eastern Mich., 14; 22. Florida, 13½; 23. (tie) Arizona and Georgia Tech, 13; 25. (tie) Auburn and Georgetown, 12; 27. (tie) LSU and Texas Tech, 11; 29. (tie) Alabama, Boise St., Dartmouth and TCU, 10; 33. Idaho, 9; 34. (tie) La.-Monroe, UMBC, Northern Ariz., Texas-Arlington, Western Mich. and William & Mary, 8; 40. (tie) California, Oklahoma St., South Carolina and Washington St., 7; 44. (tie) Boston College, Colorado and Villanova, 6; 47. (tie) Army, Connecticut, Louisiana Tech, Louisville, Rice and Tennessee, 5; 53. (tie) East Caro., Houston, Iona, Long Beach St., Michigan St., Missouri and Prairie View, 4; 60. Toledo, 3½; 61. (tie) Miami (Fla.), Ohio St., Oregon and Wichita St., 3; 65. Purdue, 2½; 66. (tie) Ark.-Little Rock, Detroit, Manhattan, Mt. St. Mary's, Northwestern St., Penn St., Texas-San Antonio and Wyoming, 2; 74. (tie) Florida St., North Carolina St. and Portland, 1.

1998: 1. Arkansas, 58½; 2. Stanford, 51; 3. TCU, 43; 4. (tie) Arizona and LSU, 41; 6. UCLA, 38; 7. Southern California, 29; 8. Georgia Tech, 28; 9. Southern Methodist, 26; 10. Kansas St., 25; 11. (tie) Clemson and South Carolina, 22; 13. Florida, 19; 14. (tie) Colorado, Colorado St. and Washington St., 16; 17. Long Beach St., 13; 18. Nebraska, 12½; 19. (tie) Baylor, Georgia, Texas A&M and Wisconsin, 11; 23. (tie) Brigham Young, Michigan and Washington, 10; 26. Iowa, 9; 27. (tie) Alabama, California, Cal Poly, Eastern Mich., Houston, Miami (Fla.), Oklahoma and Penn St., 8; 35. (tie) Minnesota, Oregon and Villanova, 7; 38. (tie) Arizona St., Florida A&M, Fresno St., Idaho, Kent St., Missouri, North Carolina, Notre Dame and Pennsylvania, 6; 47. (tie) Manhattan, Mt. St. Mary's, Texas and Utah St., 5; 51. (tie) Boston U., La.-Monroe, Portland, Tennessee and Western Mich., 4; 56. (tie) Brown, Florida Int'l, Illinois, Oklahoma St., St. John's (N.Y.) and Va. Commonwealth, 3; 62. (tie) Hampton, Norfolk St., North Carolina St., Northwestern St., Princeton, Rice, UTEP and Wyoming, 2; 70. (tie) DePaul, Kansas, Montana St. and Utah, 1.

1999: 1. Arkansas, 59; 2. Stanford, 52; 3. Southern Methodist, 49; 4. Auburn, 40; 5. Southern California, 33; 6. (tie) South Carolina and Texas, 30; 8. UTEP, 25; 9. (tie) Florida and LSU, 24; 11. Washington St., 23; 12. (tie) Brigham Young and Tennessee, 22; 14. Arizona, 20;

15. Baylor, 19; 16. (tie) La.-Monroe and UCLA, 15; 18. Arizona St., 14; 19. Clemson, 13; 20. (tie) Missouri and Utah St., 12; 22. (tie) Colorado and Indiana St., 11; 24. (tie) Alabama, Eastern Mich. and Kansas St., 10; 27. Boise St., 9; 28. (tie) Houston and Minnesota, 8; 30. (tie) Illinois and Syracuse, 7; 32. (tie) California, Central Mich., Colorado St., Hampton, Idaho, Kansas, Long Beach St., Mississippi, Northern Ariz. and Oral Roberts, 6; 42. (tie) Duke, Iowa, Iowa St., Middle Tenn., Montana, North Carolina, Northern Iowa, Wake Forest and Weber St., 5; 51. (tie) Cal Poly, Georgia Tech, Michigan St., Oklahoma St., Princeton, Stephen F. Austin and Texas A&M, 4; 58. (tie) Brown, Dartmouth, Fresno St., James Madison, Nebraska, Penn St. and William & Mary, 3; 65. (tie) Georgia, Kentucky, Notre Dame, Oregon and St. John's (N.Y.), 2; 70. (tie) Georgetown, Illinois St., Indiana, Louisville, Massachusetts, Montana St., Northwestern St. and Prairie View, 1.

2000: 1. Stanford, 72; 2. Arkansas, 59; 3. Auburn, 51; 4. Florida, 50; 5. LSU, 36; 6. Arizona, 26; 7. (tie) Alabama and Southern California, 25; 9. Baylor, 24; 10. Clemson, 21; 11. (tie) South Carolina and TCU, 20; 13. Southern Methodist, 19; 14. Texas, 18; 15. Tennessee, 17; 16. Texas A&M, 15; 17. (tie) Arizona St. and Georgia, 13; 19. (tie) Ohio St. and UTEP, 11; 21. (tie) California, Colorado St., Idaho, Mississippi and Wyoming, 10; 26. Purdue, 9½; 27. Brigham Young, 9; 28. (tie) Oklahoma and Washington, 8½; 30. (tie) Boise St., Indiana St., Missouri, Virginia, William & Mary and Wisconsin, 8; 36. (tie) Brown, Cal Poly, Drake, Georgia Tech, Illinois, Norfolk St., North Carolina and Tulane, 6; 44. (tie) Oregon, South Ala. and Utah St., 5; 47. (tie) Indiana, Iowa, Northwestern St., Notre Dame and UCLA, 4; 52. Ball St., 3½; 53. (tie) Colorado, Iowa St., Michigan St., Northern Ariz., Oklahoma St., Prairie View, Southwest Mo. St., Syracuse and Virginia Tech, 3; 62. (tie) Fresno St. and Northern Iowa, 2½; 64. (tie) Akron, Butler, East Caro., Florida Int'l, Illinois St., Charlotte, Seton Hall and Texas-Arlington, 2; 72. (tie) Harvard, Kentucky, North Carolina St. and Southern Miss., 1.

2001: 1. Tennessee, 50; 2. TCU, 49; 3. Baylor, 36 ½; 4. Stanford, 36; 5. LSU, 32; 6. Alabama, 31; 7. (tie) Arkansas and UTEP, 30; 9. Oregon, 27; 10. (tie) Auburn and Texas A&M, 26; 12. (tie) Georgia and Southern California, 22; 14. Weber St., 21; 15. (tie) Arizona St. and Texas, 19; 17. Southern Methodist, 18; 18. Utah State, 16; 19. (tie) Brigham Young and South Carolina, 15; 21. Notre Dame, 13; 22. California, 12; 23. (tie) Idaho and Oklahoma, 11; 25. (tie) Colorado, Colorado St. and Mississippi, 10; 28. Florida, 9; 29. Idaho St., 8; 30. (tie) Minnesota, South Fla. and Tulane, 7; 33. (tie) George Mason, Prairie View, Southern U., UCLA, Washington and Wichita St., 6; 39. (tie) Kansas, Kentucky, Michigan St., Norfolk St., Northern Iowa, Penn St., Princeton, Virginia and William & Mary, 5; 48. (tie) Dartmouth, Iowa, Middle Tenn., Missouri, N.C. A&T, Northwestern St., Purdue, Southern Miss. and Washington St., 4; 57. (tie) Charlotte, Clemson, DePaul, Georgetown, North Carolina and Wyoming, 3; 63. Arkansas St., 2½; 64. (tie) Cal Poly, Florida St., Manhattan, North Carolina St., Ohio St., Pennsylvania and Providence, 2; 71. (tie) Army, Eastern Wash., Fresno St. and Southwest Mo. St., 1.

2002: 1. LSU, 64; 2. Tennessee, 57; 3. Southern Methodist, 42; 4. (tie) Clemson and Florida, 32; 6. South Carolina, 30; 7. Arkansas, 28; 8. Stanford, 26; 9. (tie) Colorado and Texas, 23; 11. (tie) Alabama, Auburn, Georgia and Southern California, 21; 15. (tie) Mississippi St. and UTEP, 20; 17. Idaho, 17; 18. Baylor, 16; 19. (tie) Eastern Mich. and Nebraska, 14; 21. (tie) Kansas and Wisconsin, 12; 23. Pennsylvania, 11; 24. (tie) Notre Dame, Princeton, Southern U. and Villanova, 10; 28. (tie) Michigan and TCU, 9; 30. (tie) Indiana, Michigan St., UCLA, Washington and Wichita St., 8; 35. (tie) East Caro., Mississippi, Oregon and Texas Tech, 7; 39. (tie) Dartmouth, DePaul, Iowa, Texas A&M and Tulane, 6; 44. (tie) Boise St., Florida St., Monmouth and Utah St., 5; 48. (tie) Idaho St., Manhattan, Minnesota, Missouri, North Carolina, Rice and Stephen F. Austin, 4; 55. (tie) Eastern Ill., Iona, Middle Tenn. and Montana, 3; 59. (tie) Arizona, Ball St., Cal St. Fullerton, Charlotte, Georgetown, UMKC, Purdue, Texas-San Antonio and Virginia, 2; 68. (tie) Arizona St., California, Cal Poly, Connecticut, Penn St., Prairie View, Seton Hall and Washington St., 1.

2003: 1. Arkansas, 59; 2. Auburn, 50; 3. Southern California, 41 ½; 4. LSU, 36; 5. Nebraska, 33; 6. Florida, 32; 7. (tie) Stanford and Tennessee, 30; 9. Minnesota, 29; 10. South Carolina, 22; 11. (tie) Pennsylvania and Texas A&M, 20; 13. Oregon, 19 ¼; 14. (tie) Georgia and TCU, 19; 16. Middle Tenn., 17; 17. (tie) Southern Methodist and Texas Tech, 16; 19. UCLA, 14 ½; 20. Mississippi St., 13; 21. (tie) Texas and UTEP, 12; 23. Connecticut, 11; 24. (tie) Boise St., Colorado St. and Kansas, 10; 27. (tie) Brigham Young, Eastern Mich., Hampton, Missouri and Washington St., 8; 32. (tie) North Carolina, Ohio St., Oklahoma, Purdue and William & Mary, 7; 37. (tie) Arizona, Cincinnati, Houston, Iowa, New Mexico, Southern Miss., Weber St., Wichita St. and Wisconsin, 6; 46. (tie) American, Harvard, Howard and La.-Lafayette, 5; 50. (tie) Kansas St. and UMBC, 4 ½; 52. (tie) Baylor, Florida A&M, Michigan, Montana St. and North Carolina St., 4; 57. (tie) Alabama, Dartmouth, Florida St., Iona, Mississippi, Norfolk St., Rice and Virginia Tech, 3; 65. (tie) Colorado, George Mason, Georgetown, Northeastern and Villanova, 2; 70. (tie) Clemson, Long Island and South Carolina St., 1; 73. (tie) Ball St., Cal St. Fullerton and Duke, ¼.

Outdoor Track and Field

DIVISION II

Photo by Scott Rovak/NCAA Photos

Javelin throw winner Nick Slotterback of Lock Haven prepares to unleash one of his attempts.

2003 Championships

Edited by Scott Deitch.

Highlights

Wildcats Increase Title Total: Bernard Manirakiza's two individual wins sparked Abilene Christian to its second consecutive title May 22-24 at Southern Illinois-Edwardsville.

The Wildcats captured their 13th outdoor team championship overall, tops in Division II history.

Manirakiza captured the 800- and 1,500-meter runs to account for 20 of the Wildcats' 102 points. St. Augustine's was second with 69 points and Western State was third with 64, as the top three teams finished in the same order as in 2002.

Ben Washington won the triple jump for Abilene Christian, and teammate Yevgen Pashchenko placed second. Adrian Findlay claimed St. Augustine's lone individual title with his second consecutive victory in the 400-meter intermediate hurdles.

Phillip McPherson (3,000-meter steeplechase), Scott Nagelkerke (5,000-meter run) and Josh Eberly (10,000-meter run) all posted wins for Western State.

Olan Coleman of Tarleton State joined Manirakiza as a double winner by sprinting to first place in the 100 and 200.

Duane Chappell of Lewis (pole vault) and Clint Prange of Northwest Missouri State (discus throw) also won events for the second year in a row.

For more, go to the June 9, 2003 issue of The NCAA News at www.ncaa.org.

TEAM STANDINGS

1. Abilene Christian ...102
2. St. Augustine's.....69
3. Western St. 64
4. UC Davis 45
5. Fort Hays St.....34
   Lincoln (Mo.) 34
7. Tarleton St.....32
8. North Dakota St.....29
9. Tex. A&M-Kingsville .27
10. Adams St. 25
    Central Mo. St. 25
12. Cal St. Bakersfield....24
    NYIT.....24
14. Angelo St. 20
15. Albany St. (Ga.) 17
    Lewis 17
17. Northern Colo. 16
    Northwest Mo. St. 16
19. Edinboro 14
20. Neb.-Kearney 13
21. Lock Haven 11
22. Mo. Southern St. 10
    N.C. Central 10
    Western Ore. 10
25. Harding 9
    Shippensburg 9
27. Ashland 8
    Minn. St. Moorhead ...8
    South Dakota St. 8
30. Cal St. Chico.....7
    Grand Valley St. 7
    Kutztown.....7
33. Indianapolis 6
    Millersville.....6
    Wheeling Jesuit 6
36. Cal St. L.A. 5
    Incarnate Word 5
    Livingstone 5
    Pittsburg St. 5
40. Cal St. Stanislaus 3
    Emporia St. 3
    Minn. Duluth.....3
    Northwood.....3
    Virginia St. 3
45. UC-Colo. Spgs. 2
    East Stroudsburg 2
    Mo.-Rolla 2
    Morehouse 2
    Southern Conn. St. 2
50. Chadron St.....1
    Minn. St. Mankato 1
    Northern St. 1
    Slippery Rock 1
    Truman 1

INDIVIDUAL RESULTS

100-meter dash: 1. Olan Coleman, Tarleton St., 10.23; 2. Nic Alexander, Abilene Christian, 10.28; 3. Jason Smoots, N.C. Central, 10.30; 4. Clement Campbell, NYIT, 10.32; 5. Lerone Clarke, Lincoln (Mo.), 10.44; 6. Christie VanWyk, Abilene Christian, 10.46; 7. Kevin Bartlett, Lincoln (Mo.), 10.48; 8. Alan Burrell, North Dakota St., 10.81.

200-meter dash: 1. Olan Coleman, Tarleton St., 20.57; 2. Clement Campbell, NYIT, 20.65; 3. Mike Appelhans, Fort Hays St., 20.84; 4. Nic Alexander, Abilene Christian, 21.10; 5. Christie VanWyk, Abilene Christian, 21.19; 6. Jason Smoots, N.C. Central, 21.23; 7. Lerone Clarke, Lincoln (Mo.), 21.27; 8. Wilan Louis, St. Augustine's, 21.68.

400-meter dash: 1. Sterling Gray, Albany St. (Ga.), 46.44; 2. Keyshawn Lugrand, Lincoln (Mo.), 46.51; 3. Wilan Louis, St. Augustine's, 46.68; 4. Quincy Anthony, Tarleton St., 46.88; 5. Nathaniel McKinney, St. Augustine's, 46.90; 6. Josh Weber, Northwood, 47.19; 7. Orville Taylor, NYIT, 47.62; 8. Ricardo Johnson, Abilene Christian, 48.64.

800-meter run: 1. Bernard Manirakiza, Abilene Christian, 1:51.77; 2. Leif Kennedy, Central Mo. St., 1:51.98; 3. John Heil, Northwest Mo. St., 1:52.21; 4. Temo Trujillo, UC Davis, 1:52.54; 5. Jean-Marie Ndikumana, Abilene Christian, 1:52.71; 6. Kyle Dunst, UC Davis, 1:53.06; 7. Vinny Beebe, Ashland, 1:53.73; 8. Eric Weaver, Adams St., 1:54.67.

1,500-meter run: 1. Bernard Manirakiza, Abilene Christian, 3:49.26; 2. Brad Lowery, South Dakota St., 3:49.48; 3. Will Banks, Western St., 3:50.74; 4. Jak Kuehn, UC Davis, 3:51.00; 5. Scott Nagelkerke, Western St., 3:51.25; 6. Aucencio Martinez, Adams St., 3:51.52; 7. Steven Springhorn, Cal St. Chico, 3:52.03; 8. Paul McRae, Western St., 3:52.08.

3,000-meter steeplechase: 1. Phillip McPherson, Western St., 8:53.14; 2. Jason Donald, Western St., 9:02.26; 3. Nick Branen, Abilene Christian, 9:03.53; 4. Tim Helms, UC Davis, 9:04.32; 5. Justin Hurd, UC Davis, 9:04.94; 6. Robb Winterfeld, Minn. Duluth, 9:05.34; 7. Magnus Holstrom, Mo. Southern St., 9:05.91; 8. Pat Boyle, Truman, 9:06.30.

5,000-meter run: 1. Scott Nagelkerke, Western St., 14:18.41; 2. Josh Eberly, Western St., 14:18.61; 3. Aaron Rowe, Edinboro, 14:22.06; 4. Nick Cordes, Ashland, 14:23.48; 5. Paul McRae, Western St., 14:26.90; 6. Celedonio Rodriguez, Adams St., 14:27.48; 7. Mark Stallings, Millersville, 14:28.30; 8. Matt Levassiur, Adams St., 14:30.37.

10,000-meter run: 1. Josh Eberly, Western St., 29:34.34; 2. Aaron Rowe, Edinboro, 29:35.65; 3. Matt Levassiur, Adams St., 29:40.57; 4. Jacob Rotich, Harding, 29:49.54; 5. Mark Stallings, Millersville, 30:00.15; 6. Tim Parr, Western St., 30:08.92; 7. Levi Brathall, UC-Colo. Spgs., 30:10.06; 8. Celedonio Rodriguez, Adams St., 30:18.04.

110-meter high hurdles: 1. Ricardo Moody, Adams St., 13.60; 2. Anwar Moore, St. Augustine's, 13.61; 3. Tarmo Jallai, Tex. A&M-Kingsville, 14.05; 4. Shantico Waiters, Livingstone, 14.24; 5. Unyime Akpan, St. Augustine's, 14.24; 6. Stephen Chambers, Central Mo. St., 14.26; 7. Ben Clark, Tex. A&M-Kingsville, 14.30; 8. Adrian Stuart, Minn. St. Mankato, 14.31.

400-meter intermediate hurdles: 1. Adrian Findlay, St. Augustine's, 50.89; 2. Ben Clark, Tex. A&M-Kingsville, 51.22; 3. Marqueth Tard, St. Augustine's, 51.31; 4. Terry Jenkins, Cal St. L.A., 51.82; 5. Antwane President, Lincoln (Mo.), 52.09; 6. Nick Sims, Northern Colo., 52.21; 7. Peter Stuart, North Dakota St., 52.54; 8. Kenroy Woodhouse, Southern Conn. St., 53.81.

400-meter relay: 1. St. Augustine's (Eddie Montgomery, Nathaniel McKinney, Anwar Moore, Wilan Louis), 39.98; 2. Fort Hays St., 40.20; 3. Lincoln (Mo.), 40.24; 4. Abilene Christian, 40.30; 5. Albany St. (Ga.), 40.59; 6. Virginia St., 40.70; 7. Tarleton St., 41.15; 8. Tex. A&M-Kingsville, 41.46.

1,600-meter relay: 1. St. Augustine's (Jamaal Torrance, Nathaniel McKinney, Marqueth Tard, Wilan Louis), 3:08.71; 2. North Dakota St., 3:09.80; 3. Abilene Christian, 3:12.52; 4. Tex. A&M-Kingsville, 3:12.55; 5. Harding, 3:12.97; 6. Kutztown, 3:13.69; 7. Lincoln (Mo.), 3:13.74; 8. Lock Haven, 3:14.74.

High jump: 1. Will Littleton, Angelo St., 2.14 (7-0 1/4); 2. Andy Gilmore, Central Mo. St., 2.11 (6-11); 3. Hong Yong Bi, Wheeling Jesuit, 2.11 (6-11); 4. James Randle, Northern Colo., 2.11 (6-11); 5. Derek Bailey, Neb.-Kearney, 2.11 (6-11); 6. Kenneth Steed, Tarleton St., 2.11 (6-11); 7. (tie) Matt Bixenman, Fort Hays St., Ivan Varbanov, Central Mo. St., and Derrick Murphy, Chadron St., 2.06 (6-9).

Pole vault: 1. Duane Chappell, Lewis, 5.05 (16-6 3/4); 2. (tie) Ben Hirdes, Grand Valley St., and Mark Zilch, Lewis, 5.05 (16-6 3/4); 4. Francisco Leon, Incarnate Word, 4.95 (16-2 3/4); 5. Tony Milhon, Fort Hays St., 4.95 (16-2 3/4); 6. (tie) J.R. Skola, Mo.-Rolla, Cory Aguilar, Abilene Christian, and Tom Heilman, North Dakota St., 4.95 (16-2 3/4).

Long jump (w indicates wind aided): 1. Jeff Billing, UC Davis, 7.61 (24-11 3/4); 2. Tarrant Fuller, Abilene Christian, 7.59w (24-11); 3. Kevin Bartlett, Lincoln (Mo.), 7.45 (24-5 1/2); 4. Lloyd Brown, NYIT, 7.44 (24-5); 5. Fabian Hutchinson, St. Augustine's, 7.43 (24-4 1/2); 6. Mike Bragg, Tex. A&M-Kingsville, 7.36 (24-1 3/4); 7. Jeremy Singleton, Tarleton St., 7.22 (23-8 1/4); 8. Steven Enoch, N.C. Central, 7.21 2.2 (23-8).

Triple jump (w indicates wind aided): 1. Ben Washington, Abilene Christian, 15.64w (51-3 3/4); 2. Yevgen Pashchenko, Abilene Christian, 15.61 (51-2 3/4); 3. Ray Benjamin, St. Augustine's, 15.35 (50-4 1/2); 4. Ivan Varbanov, Central Mo. St., 15.34 (50-4); 5. Lloyd Brown, NYIT, 15.19 (49-10); 6. Brandon Rhoulac, Albany St. (Ga.), 15.19 (49-10); 7. Cameron Dayne, Morehouse, 15.06 (49-5); 8. Eric Pierce, Southern Conn. St., 14.97 (49-1 1/2).

Shot put: 1. Tony Thompson, Cal St. Bakersfield, 19.26 (63-2 1/4); 2. Chris Figures, Cal St. Bakersfield, 17.75 (58-3); 3. Quint Melius, Angelo St., 17.50 (57-5); 4. Howard Atkinson, Cal St. Chico, 17.37 (57-0); 5. Shai Shalev, Abilene Christian, 17.36 (56-11 1/2); 6. JD Martin, Northern Colo., 17.25 (56-7 1/4); 7. Manuel Brandeborn, Abilene Christian, 17.03 (55-10 1/2); 8. Nate Wheat, Neb.-Kearney, 16.78 (55-0 3/4).

Discus throw: 1. Clint Prange, Northwest Mo. St., 54.34 (178-3); 2. David Smith, Neb.-Kearney, 52.08 (170-10); 3. Manuel Brandeborn, Abilene Christian, 50.47 (165-7); 4. Matthew Peters, Shippensburg, 50.38 (165-3); 5. Quint Melius, Angelo St., 50.06 (164-3); 6. Tony Thompson, Cal St. Bakersfield, 50.04 (164-2); 7. Marc Evans, Tex. A&M-Kingsville, 50.02 (164-1); 8. Chris Figures, Cal St. Bakersfield, 49.95 (163-10).

Hammer throw: 1. Pro Escobedo, Western Ore., 62.89 (206-4); 2. Chris Nulle, Minn. St. Moorhead, 62.31 (204-5); 3. Damieon Smith, Indianapolis, 62.09 (203-8); 4. John Cunnie, UC Davis, 61.68 (202-4); 5. Kyle Herl, Fort Hays St., 61.20 (200-9); 6. Jason Crawford, Cal St. Stanislaus, 60.98 (200-1); 7. Chris Figures, Cal St. Bakersfield, 60.83 (199-7); 8. Joe Woodske, Ashland, 60.40 (198-2).

Javelin throw: 1. Nick Slotterback, Lock Haven, 66.59 (218-6); 2. Mika Alahaivala, Mo. Southern St., 66.49 (218-2); 3. Zach Kindler, Fort Hays St., 65.92 (216-3); 4. Kevin Dolecheck, Fort Hays St., 65.00 (213-3); 5. John Pacovsky, Shippensburg, 63.96 (209-10); 6 Danny Bartlett, Emporia St., 62.83 (206-2); 7. Barry Krammes, East Stroudsburg, 62.65 (205-6); 8. Tony Carr, Slippery Rock, 62.38 (204-8).

Decathlon: 1. Nate Schmidt, North Dakota St., 7,326; 2. Matt Chisam, UC Davis, 7,189; 3. Andrew Aakre, North Dakota St., 7,127; 4. Nik Kassler, Pittsburg St., 7,101; 5. Shaun Landis, Kutztown, 7,063; 6. Ben Brittenham, Northern Colo., 6,875; 7. Ron Jett, Northern Colo., 6,860; 8. Eric Longhenry, Northern St., 6,837.

History

Team Results

Year	Champion	Coach	Points	Runner-Up	Points	Host or Site
1963	Md.-East. Shore	Clifton Anderson	98	Fresno St.	64	Chicago
1964	Fresno St.	Cornelius Warmerdam	87	Long Beach St.	57	Fresno St.
1965	San Diego St.	Richard Wells	67	Luther	46	Long Beach St.
1966	San Diego St.	Choc Sportsman	67	Long Beach St.	56	Chicago
1967	Long Beach St.	Jack Rose	77	UC Santa Barb.	37	Weber St.
1968	Cal Poly	Dick Purcell	62	UC Santa Barb.	48	Cal St. Hayward
1969	Cal Poly	Dick Purcell	76	Occidental	43	Ashland
1970	Cal Poly	Dick Purcell	49	C.W. Post	45	Macalester
1971	Kentucky St.	Ken Gibson	42	Cal Poly	33	Sacramento St.
1972	Eastern Mich.	Bob Parks	93	Norfolk St.	49	Ashland
1973	Norfolk St.	William Price	54	Lincoln (Mo.)	48	Wabash
1974	Eastern Ill.	Maynard O'Brien	51			Eastern Ill.
	Norfolk St.	William Price	51			
1975	Cal St. Northridge	Cliff Abel	57	Southeastern La.	50	Sacramento St.
1976	UC Irvine	Len Miller	56	Eastern Ill.	39	Slippery Rock
1977	Cal St. Hayward	Jim Santos	66	UC Irvine	58	North Dakota St.
1978	Cal St. L.A.	Walt Williamson	70	Cal Poly	59 1/2	Western Ill.
1979	Cal Poly	Steve Miller	95	Cal St. Northridge	51	Western Ill.
1980	Cal Poly	Steve Miller	53	Cal St. L.A.	48	Cal Poly Pomona
1981	Cal Poly	Steve Miller	92	Southern Conn. St.	39	Western Ill.
1982	Abilene Christian	Don Hood	121	Cal Poly	94 1/2	Sacramento St.
1983	Abilene Christian	Don Hood	169 1/2	Angelo St.	145	Southeast Mo. St.
1984	Abilene Christian	Don Hood	246	Angelo St.	129	Southeast Mo. St.
1985	Abilene Christian	Don Hood	170 1/2	Tex. A&M-Commerce	64	Cal St. L.A.
1986	Abilene Christian	Don Hood	142	Southeast Mo. St.	60	Cal St. L.A.
1987	Abilene Christian	Don Hood	127	Southeast Mo. St.	93	Southeast Mo. St.
1988	Abilene Christian	Don Hood	112	St. Augustine's	75	Angelo St.
1989	St. Augustine's	George Williams	107 1/2	Angelo St.	84	Hampton
1990	St. Augustine's	George Williams	111	Cal St. Northridge	60	Hampton
1991	St. Augustine's	George Williams	120	Angelo St.	63 1/2	Angelo St.
1992	St. Augustine's	George Williams	95	Abilene Christian	63	Angelo St.
1993	St. Augustine's	George Williams	116	Abilene Christian	107	Abilene Christian

Year	Champion	Coach	Points	Runner-Up	Points	Host or Site
1994	St. Augustine's	George Williams	118	Abilene Christian	117	St. Augustine's
1995	St. Augustine's	George Williams	140 1/2	Abilene Christian	95	Emporia St.
1996	Abilene Christian	Wes Kittley	149	St. Augustine's	77 1/2	UC Riverside
1997	Abilene Christian	Wes Kittley	151	Angelo St.	69	SIU Edwardsville
1998	St. Augustine's	George Williams	97	Abilene Christian	80	SIU Edwardsville
1999	Abilene Christian	Wes Kittley	93	St. Augustine's	73	Emporia St.
2000	Abilene Christian	Jon Murray	115	St. Augustine's	71	St. Augustine's
2001	St. Augustine's	George Williams	80	Abilene Christian	59	SIU Edwardsville
2002	Abilene Christian	Jon Murray	91	St. Augustine's	88	Angelo St.
2003	Abilene Christian	Jon Murray	102	St. Augustine's	69	SIU Edwardsville

TEAM CHAMPIONSHIPS

(Note: Totals include co-championships.)

Abilene Christian 13, St. Augustine's 9, Cal Poly 6, Norfolk St. 2, San Diego St. 2, Cal St. Hayward, Cal St. L.A., Cal St. Northridge, Eastern Ill., Eastern Mich., Fresno St., Kentucky St., Long Beach St., Md.-East. Shore, UC Irvine, 1 each.

INDIVIDUAL CHAMPIONSHIPS

(Note: Totals include co-championships. Relay victories count one for each event.)

Abilene Christian 88, St. Augustine's 69, Cal Poly 47, Angelo St. 24, Cal St. L.A. 18, Mt. St. Mary's 18, Cal St. Northridge 17, Cal St. Hayward 15, N.C. Central 14, Adelphi 13, Ashland 13, Central Mo. St. 13, Norfolk St. 13, Southern Conn. St. 13, NYIT 12, Southeast Mo. St. 12, UC Davis 11, Cal St. Bakersfield 11, Western St. 11, Tex. A&M-Kingsville 10, Adams St. 9, Eastern Ill. 9, Indianapolis 9, Truman 9, UC Irvine 8, Cal Poly Pomona 8, Eastern Mich. 8, Humboldt St. 8, Kentucky St. 8, Lewis 8, Long Beach St. 8, Northern Colo. 8, San Diego St. 8, C.W. Post 7, UC Riverside 7, Indiana (Pa.) 7, Morehouse 7, Morgan St. 7, North Dakota St. 7, Pittsburg St. 7, Virginia St. 7, Central Conn. St. 6, Fresno St. 6, Lincoln (Mo.) 6, Md.-East. Shore 6, Mississippi Col. 6, South Dakota St. 6, Tex. A&M-Commerce 6, Western Ill. 6, Cal St. Fullerton 5, Hampton 5, North Dakota 5, Occidental 5, American 4, UC Santa Barb. 4, Cal St. Chico 4, Northern Iowa 4, Northwest Mo. St. 4, Redlands 4, Sacramento St. 4, St. Cloud St. 4, Seattle Pacific 4, Southern U. 4, Tarleton St. 4, Bowdoin 3, Cal St. Stanislaus 3, East Stroudsburg 3, Eastern Ky. 3, Edinboro 3, Minn. St. Mankato 3, Morningside 3, UNC Pembroke 3, Prairie View 3, Shippensburg 3, Southeastern La. 3, Southwest Mo. St. 3, Albany St. (Ga.) 2, Bates 2, Calif. (Pa.) 2, Catholic 2, Central St. 2, Chapman 2, Cortland St. 2, East Tenn. St. 2, Eastern Wash. 2, Ferris St. 2, Fort Hays St. 2, Ill.-Chicago 2, Johnson Smith 2, Lock Haven 2, La.-Lafayette 2, Loyola (Ill.) 2, Luther 2, Nevada 2, Pepperdine 2, Saginaw Valley 2, San Fran. St. 2, Colorado St.-Pueblo 2, Texas-Arlington 2, Trinity (Tex.) 2, Westmont 2, Wheeling Jesuit 2, Alabama A&M, Albright, Augustana (S.D.), Ball St., Case Reserve, Cleveland St., Coast Guard, Colorado Mines, Concordia-M'head, Emporia St., Fayetteville St., Fisk, Florida A&M, Haverford, Howard, Indiana St., Lamar, Mass.-Boston, Mass.-Lowell, McDaniel, Millersville, Minn. Duluth, Monmouth, Montclair St., Neb.-Kearney, Northern Ill., Northwood, Oberlin, Ohio Wesleyan, Oswego St., Portland St., Puget Sound, St. Olaf, Siena, Slippery Rock, Southern Ind., Springfield, Texas Southern, Tuskegee, Valparaiso, Wabash, Wayne St. (Mich.), Weber St., Western Ore., Widener, Wis.-Milwaukee, Wittenberg, 1 each.

Championships Records

(Note: Teams winning relays are credited with one individual championship; relay championships do not count as individual titles for relay-team members.)

YARDS

100-YARD DASH
9.3—Darel Newman, Fresno St., 6-13-64; Steve Riddick, Norfolk St., 6-1-73; Clancy Edwards, Cal Poly, 5-30-75.

220-YARD DASH
20.4—Clancy Edwards, Cal Poly, 5-31-74.

440-YARD DASH
45.9—Larance Jones, Truman, 5-31-74.

880-YARD RUN
1:48.3—Jay Fabian, Ashland, 6-12-71.

MILE RUN
4:02.5—Tom O'Hara, Loyola (Ill.), 6-13-63.

THREE-MILE RUN
13:33.0—Garry Bentley, South Dakota St., 5-31-74.

SIX-MILE RUN
28:28.6—Chuck Smead, Humboldt St., 6-1-73.

120-YARD HIGH HURDLES
13.2—Rod Milburn, Southern U., 6-1-73 (semifinals).

440-YARD INTERMEDIATE HURDLES
50.8—Carl Stevenson, Southern U., 5-31-74.

440-YARD RELAY
39.4—Norfolk St. (Bill Cuffee, Steve Riddick, Zach Rodger, Condie Pugh), 5-27-72 (trials).

MILE RELAY
3:07.23—Prairie View (Lester Coleman, Clifton Terrell, Theodore Davis, Evans White), 5-26-79 (semifinals).

METERS

100-METER DASH
10.0—Steve Riddick, Norfolk St., 5-26-72 (preliminaries).

200-METER DASH
20.15—Bryan Bridgewater, Cal St. L.A., 5-30-92.

400-METER DASH
44.19—Jerome Young, St. Augustine's, 5-22-98.

800-METER RUN
1:46.81—Dan Futrell, Truman, 5-25-79.

1,500-METER RUN
3:38.91—Kip Cheruiyot, Mt. St. Mary's, 5-23-87.

3,000-METER STEEPLECHASE
8:37.7—Mike Vanatta, Southeast Mo. St., 5-28-83.

5,000-METER RUN
13:49.85—Charles Mulinga, Lewis, 5-28-94.

10,000-METER RUN
28:26.56—Charles Mulinga, Lewis, 5-25-95.

110-METER HIGH HURDLES
13.43—Brian Amos, Abilene Christian, 5-29-93.

400-METER INTERMEDIATE HURDLES
49.11—Tranel Hawkins, Angelo St., 5-25-84.

400-METER RELAY
39.20—Abilene Christian (Greg Johnson, Mark Witherspoon, Arthur Williams, Albert Lawrence), 5-25-84.

1,600-METER RELAY
3:03.38—Abilene Christian (Arthur Williams, Freddie Williams, Tommy Thompson, Mark Witherspoon), 5-26-84.

FIELD EVENTS

HIGH JUMP
2.28 (7-5 3/4)—Gregory Roberts, Morehouse, 5-24-97.

POLE VAULT
5.54 (18-2)—Dale Jenkins, Abilene Christian, 5-26-84.

LONG JUMP
8.09 (26-6 1/2)—Sean Robbins, Ashland, 5-25-95.

TRIPLE JUMP
16.64 (54-7 1/4)—Stan Oporski, Cal St. L.A., 5-23-87.

SHOT PUT
19.46 (63-10 1/4)—Ahmed Shata, Abilene Christian, 5-24-86.

DISCUS THROW
59.90 (196-6)—Randy Heisler, Indianapolis, 5-27-83.

HAMMER THROW
65.64 (215-4)—Robert Dilts, UC Davis, 5-25-95.

JAVELIN THROW
79.70 (261-6)—David Stephens, Cal St. Northridge, 5-26-84.

JAVELIN THROW (NEW JAVELIN)
78.06 (256-1)—Kirt Thompson, Ashland, 5-25-96.

DECATHLON
8,090—William Motti, Mt. St. Mary's, 5-21-85.

DECATHLON (NEW JAVELIN)
7,881—John Schwepker, Southeast Mo. St., 5-18/19-88.

MISCELLANEOUS

INDIVIDUAL CHAMPIONS, YEAR
9—Abilene Christian, 1997.
8—Abilene Christian, 1984-85-96; St. Augustine's, 1991.

INDIVIDUAL TITLES, YEAR
Fifty-five times individuals have won two titles in one year.

INDIVIDUAL TITLES, CAREER
6—Jim Schankel, Cal Poly (5,000-meter run 1978-79-80, 10,000-meter run 1978-79-80); John Kemboi, Abilene Christian (800-meter run 2000-01-02, 1,500-meter run 2000-01-02); Michael Aish, Western St. (5,000-meter run 2000-01-02, 10,000-meter run 1999-2001-02).
5—Larry Myricks, Mississippi Col. (200-meter dash 1978-79, long jump 1976-78-79); Freddie Williams, Abilene Christian (800-meter run 1984-85-86-87, 1,500-meter run 1984).

REPEAT CHAMPIONS
4—Freddie Williams, Abilene Christian (800-meter run 1984-85-86-87); Vladimir Golias, Central Mo. St. (3,000-meter steeplechase 1998-99-2000-01).
3—Ed Roberts, N.C. Central (220-yard dash 1963-65-66); Stan McDonald, Lincoln (Mo.) (discus throw 1965-66-67); Larance Jones, Truman (440-yard dash 1972*-73-74); Steve Riddick, Norfolk St. (100-yard dash 1972*-73-74); Dave Haber, Cal St. Hayward (high jump 1975-76-77); Mike Sabatino, UC Irvine (pole vault 1975-76-77); Steve Scott, UC Irvine (mile run 1975-76*-77*); Larry Myricks, Mississippi Col. (long jump 1976-78-79); Sam Turner, Cal St. L.A. (400-meter intermediate hurdles 1977-78-80); Jim Schankel, Cal Poly (5,000-meter run 1978-79-80, 10,000-meter run 1978-79-80); Frank Assumma, UC Riverside (1,500-meter run 1981-82-83); David McFadgen, Virginia St. (triple jump 1981-82-83); Randy Heisler, Indianapolis (discus throw 1982-83-84); Mike Vanatta, Southeast Mo. St. (3,000-meter steeplechase 1982-83-84); Dale Jenkins, Abilene Christian (pole vault 1983-84-85); Ahmed Shata, Abilene Christian (shot put 1985-86-87); Charles Cheruiyot, Mt. St. Mary's (5,000-meter run 1986-87-88); Norm McGee, North Dakota (100-meter dash 1987-88-89); James Browne, Abilene Christian (triple jump 1988-89-90);

Doug Hanson, North Dakota St. (10,000-meter run 1988-89-91); Charles Johnson, St. Augustine's (110-meter high hurdles 1989-90-91); Mike Bennett, Northern Colo. (decathlon 1989-91-92); Brian Amos, Abilene Christian (110-meter high hurdles 1992-93-94); Brian Moorman, Pittsburg St. (400-meter intermediate hurdles 1997-98-99); John Kemboi, Abilene Christian (800-meter run 2000-01-02, 1,500-meter run 2000-01-02); Michael Aish, Western St. (5,000-meter run 2000-01-02, 10,000-meter run 1999-2001-02).

**run at metric distance*

Individual Champions

(Note: w denotes wind-aided time or distance.)

100-METER DASH

1963 Ed Roberts, N.C. Central, 9.7*
1964 Darel Newman, Fresno St., 9.3*
1965 Darel Newman, Fresno St., 9.5*
1966 Clyde Glosson, Trinity (Tex.), 9.6*
1967 Robert Rovere, East Tenn. St., 9.2*w

1968 Cecil Turner, Cal Poly, 10.3
1969 Ruben Smith, Cal Poly, 9.9*
1970 Chuck Smith, Occidental, 9.4*
1971 Dick Garrett, Kentucky St., 9.7*
1972 Steve Riddick, Norfolk St., 10.1

1973 Steve Riddick, Norfolk St., 9.3*
1974 Steve Riddick, Norfolk St., 9.2w*
1975 Clancy Edwards, Cal Poly, 9.3*
1976 John Kimbrough, St. Cloud St., 10.95
1977 John Christian, Virginia St., 10.62

1978 John Christian, Virginia St., 10.30
1979 Steve Brodi, Cal St. Northridge, 10.29
1980 Ronald Clark, Adelphi, 10.38
1981 Mark Kent, Cal Poly, 10.30
1982 Darrell Green, Tex. A&M-Kingsville, 10.57

1983 Jeff Gold, Norfolk St., 10.61
1984 Fred Johnson, Hampton, 10.40
1985 Mark Witherspoon, Abilene Christian, 10.36
1986 Bobby Bankston, Tex. A&M-Commerce, 10.39
1987 Norm McGee, North Dakota, 10.46

1988 Norm McGee, North Dakota, 10.20w
1989 Norm McGee, North Dakota, 10.34
1990 Kevin Hendrix, Cal St. Northridge, 10.50
1991 Kenneth Brokenburr, St. Augustine's, 10.53
1992 Bryan Bridgewater, Cal St. L.A., 10.15

1993 #Randall Evans, St. Augustine's, 10.20
1994 Randall Evans, St. Augustine's, 10.35
1995 Derrick Sutherland, St. Augustine's, 10.35w
1996 Dontra Boykins, Abilene Christian, 10.34
1997 Sayon Cooper, Abilene Christian, 10.47

1998 Lindel Frater, Tarleton St., 10.37
1999 Patrick Jarrett, NYIT, 10.28
2000 Nic Alexander, Abilene Christian, 10.36
2001 Jason Smoots, N.C. Central, 10.31w
2002 Jason Smoots, N.C. Central, 10.07w

2003 Olan Coleman, Tarleton St., 10.23

**100 yards*

#Evans declared champion after student-athlete from Cal St. Los Angeles declared ineligible.

200-METER DASH

1963 Ed Roberts, N.C. Central, 20.9*
1964 Robert Hayes, Florida A&M, 20.5*
1965 Ed Roberts, N.C. Central, 20.6*
1966 Ed Roberts, N.C. Central, 20.7*
1967 Robert Rovere, East Tenn. St., 20.6*

1968 Clyde Glosson, Trinity (Tex.), 20.7
1969 Bill Ritchie, Howard, 21.7*
1970 Chuck Smith, Occidental, 20.7*
1971 Larry Black, N.C. Central, 20.9*
1972 Bill Cuffee, Norfolk St., 20.6

1973 Steve Riddick, Norfolk St., 20.6*
1974 Clancy Edwards, Cal Poly, 20.4*
1975 Clancy Edwards, Cal Poly, 21.09*
1976 James Wooden, Fayetteville St., 21.37
1977 Dwayne Wall, Western Ill., 21.46

1978 Larry Myricks, Mississippi Col., 20.44
1979 Larry Myricks, Mississippi Col., 21.09
1980 Neville Hodge, Morgan St., 20.96
1981 Hubert Blue, Adelphi, 20.90
1982 Darrell Green, Tex. A&M-Kingsville, 20.96

1983 Tim Williams, Southeast Mo. St., 20.5
1984 Mark Witherspoon, Abilene Christian, 20.85
1985 Arthur Williams, Abilene Christian, 20.56
1986 Ian Morris, Abilene Christian, 20.76
1987 Tim Williams, Southeast Mo. St., 20.66

1988 Ian Morris, Abilene Christian, 20.71
1989 Kenneth Brokenburr, St. Augustine's, 20.89
1990 Terrence Warren, Hampton, 20.67
1991 Terrence Warren, Hampton, 20.65w
1992 Bryan Bridgewater, Cal St. L.A., 20.15

1993 #Patrick Delice, Tex. A&M-Kingsville, 20.34
1994 Randall Evans, St. Augustine's, 20.81
1995 Marlin Cannon, St. Augustine's, 20.57w
1996 Elgin Gordon, St. Augustine's, 20.97
1997 Sayon Cooper, Abilene Christian, 21.01

1998 Jerome Young, St. Augustine's, 20.41
1999 Patrick Jarrett, NYIT, 20.85
2000 Nic Alexander, Abilene Christian, 20.81
2001 Orville Taylor, NYIT, 20.74w
2002 Lancford Davis, St. Augustine's, 20.55w

2003 Olan Coleman, Tarleton St., 20.57

**220 yards*

#Delice declared champion after student-athlete from Cal St. L.A. declared ineligible.

400-METER DASH

1963 Ed Skinner, Md.-East. Shore, 47.1*
1964 Constantine Alverson, Central St., 46.7*
1965 Jim Kemp, Kentucky St., 46.1*
1966 Jim Kemp, Kentucky St., 46.9*
1967 Fred Banks, Truman, 47.3*

1968 Jay Elbel, UC Santa Barb., 46.7
1969 Hugh Brown, Occidental, 47.6*
1970 Clyde McPherson, Adelphi, 46.2*
1971 Steve Gordon, Kentucky St., 46.8*
1972 Larance Jones, Truman, 45.8

1973 Larance Jones, Truman, 46.1*
1974 Larance Jones, Truman, 45.9*
1975 Kevin Price, Adelphi, 46.99*
1976 Edward Hatch, Eastern Ill., 46.80
1977 Mel Richardson, Adelphi, 47.31

1978 Hamil Grimes, Kentucky St., 45.75
1979 Mike Barnes, Ill.-Chicago, 46.30
1980 Guy Goodwin, Morgan St., 46.32
1981 Kevin Jones, Northwood, 46.07
1982 Jeff White, Mt. St. Mary's, 45.93

1983 Charlie Phillips, Abilene Christian, 45.12
1984 Mark Witherspoon, Abilene Christian, 45.41
1985 Davison Lishebo, Mt. St. Mary's, 45.87
1986 Ian Morris, Abilene Christian, 45.10
1987 Trevor Graham, St. Augustine's, 45.81

1988 Howard Burnett, NYIT, 45.47
1989 Howard Burnett, NYIT, 45.32
1990 Johnnie Barnes, Hampton, 45.41
1991 Antonio Pettigrew, St. Augustine's, 44.7
1992 Antonio Pettigrew, St. Augustine's, 45.22

1993 Patrick Delice, Tex. A&M-Kingsville, 44.58
1994 DeVon Edwards, Cal Poly Pomona, 45.67
1995 Marlin Cannon, St. Augustine's, 45.52
1996 Robert Guy, Abilene Christian, 45.61
1997 Kempa Busby, Abilene Christian, 45.94

1998 Jerome Young, St. Augustine's, 44.19
1999 Paston Coke, NYIT, 45.51
2000 Julieon Raeburn, Abilene Christian, 46.08
2001 Orville Taylor, NYIT, 46.59
2002 Orville Taylor, NYIT, 45.83

2003 Sterling Gray, Albany St. (Ga.), 46.44

**440 yards*

800-METER RUN

1963 Ralph Lee, Long Beach St., 1:50.8*
1964 Joe LeBlanc, Lamar, 1:54.3*
Kenneth Noel, Texas Southern, 1:54.3*
1965 Bill Scheue, Pepperdine, 1:51.8*
1966 Rick Herrmann, San Diego St., 1:49.3*
1967 Mike Eck, Cal St. Fullerton, 1:50.6*

1968 Mike Eck, Cal St. Fullerton, 1:50.4
1969 Mathyas Michael, Cal Poly, 1:49.6*
1970 Mathyas Michael, Cal Poly, 1:49.9*
1971 Jay Fabian, Ashland, 1:48.3*
1972 Eugene Weiss, Montclair St., 1:48.3

1973 James Couch, Cal Poly Pomona, 1:51.8*
1974 Mark Robinson, Catholic, 1:48.7*
1975 Mark Robinson, Catholic, 1:52.24*
1976 Willie Dabney, Adelphi, 1:49.72
1977 Steve Scott, UC Irvine, 1:51.21

1978 Evans White, Prairie View, 1:47.21
1979 Dan Futrell, Truman, 1:46.81
1980 Anthony Callicutt, Virginia St., 1:49.29
1981 Vernon Sallaz, Cal Poly, 1:49.12
1982 Vernon Sallaz, Cal Poly, 1:49.97

1983 Gordon Hines, Adelphi, 1:50.97
1984 Freddie Williams, Abilene Christian, 1:47.81
1985 Freddie Williams, Abilene Christian, 1:48.64
1986 Freddie Williams, Abilene Christian, 1:48.25
1987 Freddie Williams, Abilene Christian, 1:47.92

1988 Angel Roman, Cal Poly Pomona, 1:50.88
1989 Darin Slade, Sacramento St., 1:49.71
1990 Erick McBride, Cal St. Northridge, 1:49.34
1991 Ali Mahamed, St. Augustine's, 1:50.57
1992 Erick McBride, Cal St. Bakersfield, 1:48.82

1993 Joseph Tengelei, Abilene Christian, 1:47.71
1994 Savieri Ngidhi, Abilene Christian, 1:46.83
1995 Savieri Ngidhi, Abilene Christian, 1:50.36
1996 Wayne Patton, Northern Colo., 1:50.85
1997 Ossie Mdziniso, Augustana (S.D.), 1:48.40

1998 Heith Janke, North Dakota St., 1:48.51
1999 Matt Sauls, Lock Haven, 1:50.65
2000 John Kemboi, Abilene Christian, 1:48.78
2001 John Kemboi, Abilene Christian, 1:50.06
2002 John Kemboi, Abilene Christian, 1:48.71

2003 Bernard Manirakiza, Abilene Christian, 1:51.77

**880 yards*

1,500-METER RUN

1963 Tom O'Hara, Loyola (Ill.), 4:02.5*
1964 Bill Crowley, Long Beach St., 4:11.5*
1965 Ted Hack, San Diego St., 4:08.4*
1966 Brian Kujawski, Loyola (Ill.), 4:10.6*
1967 John Martinez, Colorado St.-Pueblo, 4:16.7*

1968 John Kerr, Ball St., 3:47.4
1969 DuWayne Ray, Cal St. Chico, 4:08.2*
1970 Dennis Savage, Westmont, 4:07.0*
1971 Wayne Seller, Eastern Mich., 4:06.2*
1972 Garry Bentley, South Dakota St., 3:50.0

1973 Steve Foster, Ashland, 4:06.4*
1974 Dennis Schultz, Northern Iowa, 4:03.7*
1975 Steve Scott, UC Irvine, 4:09.7*
1976 Steve Scott, UC Irvine, 3:46.36
1977 Steve Scott, UC Irvine, 3:47.69

1978 Danny Aldridge, Cal Poly, 3:45.40
1979 Danny Aldridge, Cal Poly, 3:43.82
1980 Donald Di Donato, C.W. Post, 3:44.61
1981 Frank Assumma, UC Riverside, 3:40.96
1982 Frank Assumma, UC Riverside, 3:41.82

1983 Frank Assumma, UC Riverside, 3:44.73
1984 Freddie Williams, Abilene Christian, 3:42.65
1985 Samson Obwocha, Tex. A&M-Commerce, 3:43.35
1986 Steve Gerhart, UC Davis, 3:43.00
1987 Kip Cheruiyot, Mt. St. Mary's, 3:38.91

1988 Peter Rono, Mt. St. Mary's, 3:44.44
1989 Darin Slade, Sacramento St., 3:49.96
1990 Scott Hempel, Cal Poly, 3:47.61
1991 Jim Sorensen, Cal Poly, 3:46.4
1992 Erick McBride, Cal St. Bakersfield, 3:50.55

1993 Joseph Tengelei, Abilene Christian, 3:47.33
1994 Savieri Ngidhi, Abilene Christian, 3:44.11
1995 Savieri Ngidhi, Abilene Christian, 3:43.64
1996 Alexandr Alexin, Central Mo. St., 3:46.36
1997 Thomas Korir, Abilene Christian, 3:46.50

1998 Stephen Willis, Western St., 3:44.88
1999 Chris Hollmann, Adams St., 3:49.96
2000 John Kemboi, Abilene Christian, 3:42.36
2001 John Kemboi, Abilene Christian, 3:47.10
2002 John Kemboi, Abilene Christian, 3:50.23

2003 Bernard Manirakiza, Abilene Christian, 3:49.26

**one mile*

3,000-METER STEEPLECHASE

1963 Bill Keller, Oberlin, 9:46.5
1964 William Moore, Central St., 9:48.0

1965 George Lacey, Long Beach St., 10:04.8
1966 Dale Drennan, Texas-Arlington, 9:10.7
1967 Dale Drennan, Texas-Arlington, 9:39.8

1968 Gary Tuttle, Humboldt St., 9:10.4
1969 Gary Tuttle, Humboldt St., 8:54.9
1970 Byron Spradlin, UC Davis, 9:01.7
1971 Ed Haver, UC Davis, 8:51.1
1972 Ray White, Wabash, 9:04.6

1973 Wayne Saunders, Ill.-Chicago, 8:55.5
1974 Steve Sooter, Seattle Pacific, 8:56.0
1975 Charles Gray, Central Mo. St., 9:01.8
1976 Pete Hessen, East Stroudsburg, 8:57.96
1977 Pete Hessen, East Stroudsburg, 9:03.52

1978 Joe Boyles, Mississippi Col., 8:51.50
1979 Curt Bacon, North Dakota St., 8:50.40
1980 Curt Bacon, North Dakota St., 8:48.84
1981 Carmelo Rios, Cal Poly, 8:49.79
1982 Mike Vanatta, Southeast Mo. St., 8:45.43

1983 Mike Vanatta, Southeast Mo. St., 8:37.7
1984 Mike Vanatta, Southeast Mo. St., 8:38.04
1985 Samson Obwocha, Tex. A&M-Commerce, 8:38.86
1986 Agapius Amo, Tex. A&M-Commerce, 8:45.35
1987 Pedro Caceres, Southeast Mo. St., 8:46.57

1988 Jay Valentine, Northern Colo., 8:58.22
1989 Craig Cassen, South Dakota St., 8:50.70
1990 Steve Neubaum, Cal Poly, 8:54.94
1991 Craig Cassen, South Dakota St., 8:57.29
1992 Dan Berkeland, Cal Poly, 9:21.20

1993 Leszek Stoklosa, Lewis, 8:59.73
1994 Quintin John, Alabama A&M, 8:49.82
1995 Jon Keillor, Minn. St. Mankato, 8:58.36
1996 Ivan Ivanov, Neb.-Kearney, 8:51.73
1997 Hamish Smith, Western St., 8:51.07

1998 Vladimir Golias, Central Mo. St., 8:46.52
1999 Vladimir Golias, Central Mo. St., 8:51.10
2000 Vladimir Golias, Central Mo. St., 8:43.04
2001 Vladimir Golias, Central Mo. St., 8:44.02
2002 Jose Merino, Adams St., 9:16.79

2003 Phillip McPherson, Western St., 8:53.14

5,000-METER RUN
1963 Jim Keefe, Central Conn. St., 14:13.0*
1964 Jim Keefe, Central Conn. St., 14:14.9*
1965 Gene Takle, Luther, 14:15.2*
1966 John Peterson, Northern Ill., 14:10.4*
1967 Bob Fitts, Cortland St., 14:24.7*

1968 Grant Colehour, Eastern Ky., 14:29.0
1969 Bill Scobey, Humboldt St., 14:00.4*
1970 Ron Stonitsch, C.W. Post, 13:56.0*
1971 Gordon Minty, Eastern Mich., 13:36.4*
1972 Gordon Minty, Eastern Mich., 14:23.5

1973 Garry Bentley, South Dakota St., 13:50.5*
1974 Garry Bentley, South Dakota St., 13:33.0*
1975 Joseph Rukanshagiza, Siena, 14:05.23*
1976 Dan Dwyer, Southwest Mo. St., 14:28.05
1977 Mike Garcia, UC Riverside, 14:47.2

1978 Jim Schankel, Cal Poly, 14:12.60
1979 Jim Schankel, Cal Poly, 14:11.97
1980 Jim Schankel, Cal Poly, 14:07.50
1981 Charles Assumma, UC Riverside, 13:59.10
1982 Steve Alvarez, UC Riverside, 14:12.26

1983 Carmelo Rios, Cal Poly, 14:20.57
1984 Steve Spence, Shippensburg, 14:07.07
1985 Rob Juergens, Ashland, 13:58.48
1986 Charles Cheruiyot, Mt. St. Mary's, 13:51.30
1987 Charles Cheruiyot, Mt. St. Mary's, 13:52.05

1988 Charles Cheruiyot, Mt. St. Mary's, 14:00.49
1989 Brian Radle, Southeast Mo. St., 14:03.00
1990 Uriel Rivera, Edinboro, 14:35.63
1991 Jimmy Hearld, Southeast Mo. St., 14:25.61
1992 Jose Manjarres, C.W. Post, 14:27.34

1993 Jerome Vermeulen, Abilene Christian, 14:35.31
1994 Charles Mulinga, Lewis, 13:49.85
1995 Charles Mulinga, Lewis, 14:00.61
1996 Carl Leonard, Edinboro, 14:16.37
1997 Oliver Grund, Ashland, 14:15.81

1998 Jason Hubbard, Adams St., 14:13.61
1999 Jason Hubbard, Adams St., 14:18.44
2000 Michael Aish, Western St., 13:59.59
2001 Michael Aish, Western St., 13:57.10
2002 Michael Aish, Western St., 14:29.79

2003 Scott Nagelkerke, Western St., 14:18.41

**three miles*

10,000-METER RUN
1963 Ray Jackson, Md.-East. Shore, 29:59.4*
1964 Jim Keefe, Central Conn. St., 29:19.6*
1965 Gene Takle, Luther, 30:03.8*
1966 Bob Fitts, Cortland St., 29:52.3*
1967 Grant Colehour, Eastern Ky., 29:58.3*

1968 Grant Colehour, Eastern Ky., 30:33.6
1969 Arjan Gelling, North Dakota, 30:33.6*
1970 Ron Stonitsch, C.W. Post, 28:46.9*
1971 Gordon Minty, Eastern Mich., 28:45.7*
1972 Gordon Minty, Eastern Mich., 29:29.6

1973 Chuck Smead, Humboldt St., 28:28.6*
1974 Chuck Smead, Humboldt St., 29:14.7*
1975 Ed Chaidez, Cal St. Northridge, 29:33.2*
1976 Dan Dwyer, Southwest Mo. St., 30:15.70
1977 Rick Clear, Central Mo. St., 30:17.4

1978 Jim Schankel, Cal Poly, 30:01.50
1979 Jim Schankel, Cal Poly, 29:07.90
1980 Jim Schankel, Cal Poly, 28:58.37
1981 Mark Conover, Humboldt St., 29:13.20
1982 Dan Grimes, Humboldt St., 29:04.94

1983 Brian Ferrari, Calif. (Pa.), 29:79.62
1984 Brian Ferrari, Calif. (Pa.), 30:15.67
1985 Kurt Threinen, St. Cloud St., 29:29.1
1986 Agapius Amo, Tex. A&M-Commerce, 29:15.82
1987 Art Waddle, Southeast Mo. St., 29:33.76

1988 Doug Hanson, North Dakota St., 29:53.66
1989 Doug Hanson, North Dakota St., 29:53.98
1990 Uriel Rivera, Edinboro, 30:24.90
1991 Doug Hanson, North Dakota St., 30:24.36
1992 Randy Lowe, Shippensburg, 30:00.91

1993 Peter De La Cerda, Adams St., 30:06.71
1994 Charles Mulinga, Lewis, 28:37.90
1995 Charles Mulinga, Lewis, 28:26.56
1996 Fallody Moonga, Abilene Christian, 30:26.47
1997 Fallody Moonga, Abilene Christian, 29:31.42

1998 Elly Rono, Southern Ind., 30:01.57
1999 Michael Aish, Western St., 30:05.70
2000 Brandon Leslie, Adams St., 30:15.68
2001 Michael Aish, Western St., 29:13.60
2002 Michael Aish, Western St., 31:08.48

2003 Josh Eberly, Western St., 29:34.34

**six miles*

110-METER HIGH HURDLES
1963 Robert Cherry, Wittenberg, 14.1*
1964 Sid Nickolas, Fresno St., 13.9*
1965 Steve Clark, Valparaiso, 14.3*
1966 Walt Clements, Long Beach St., 14.5*
1967 Walt Clements, Long Beach St., 14.1*

1968 Victor Simmons, Nevada, 14.0
1969 Greg Magee, Coast Guard, 14.5*
1970 Bill Tipton, Eastern Mich., 13.9*
1971 Rod Milburn, Southern U., 13.5*
1972 Mike Bettiga, Humboldt St., 13.8

1973 Rod Milburn, Southern U., 13.4*
1974 Robert Martin, Southeastern La., 13.5*
1975 Alfred Larry, Lincoln (Mo.), 13.7*
1976 Jerry Holloway, Western Ill., 14.59
1977 Ricky Davenport, Southern U., 13.83

1978 Chester Hart, Cal St. L.A., 13.88
1979 Bob Johnson, Eastern Ill., 13.81
1980 Sam Turner, Cal St. L.A., 13.85
1981 Augie Oruwari, Eastern Ill., 13.90
1982 Steve Parker, Abilene Christian, 13.97

1983 Jack Pierce, Morgan St., 13.62
1984 Jack Pierce, Morgan St., 13.85
1985 Robert Ekpete, Mt. St. Mary's, 14.00w
1986 Ron Lee, Cal St. Bakersfield, 13.88w
1987 Derek Knowles, St. Augustine's, 13.77

1988 Derek Knowles, St. Augustine's, 13.50w
1989 Charles Johnson, St. Augustine's, 13.70
1990 Charles Johnson, St. Augustine's, 13.68
1991 Charles Johnson, St. Augustine's, 13.58
1992 Brian Amos, Abilene Christian, 13.69

1993 Brian Amos, Abilene Christian, 13.43
1994 Brian Amos, Abilene Christian, 13.51
1995 Rory Norris, St. Augustine's, 13.99
1996 Charlie Thomas, Morehouse, 13.90
1997 Stephen Gittens, Adams St., 14.06

1998 Rusty Fry, Wheeling Jesuit, 13.80
1999 Deworski Odom, St. Augustine's, 13.67
2000 Jeramie Thomas, Adams St., 13.98
2001 Eric Moss, Albany St. (Ga.), 13.81w
2002 Anwar Moore, St. Augustine's, 13.71w

2003 Ricardo Moody, Adams St., 13.60

**120 yards*

400-METER INTERMEDIATE HURDLES
1963 Russ Rodgers, Md.-East. Shore, 51.9*
1964 Andrew McCray, N.C. Central, 51.3*
1965 Larry Godfrey, San Diego St., 51.6*
1966 Larry Godfrey, San Diego St., 52.1*
1967 Andrew Bell, American, 51.0*

1968 Andrew Bell, American, 51.5
1969 John Jones, Morgan St., 52.3*
1970 Richard Weaver, Widener, 51.8*
1971 Melvin Bassett, N.C. Central, 51.3*
1972 Rod Jackson, Eastern Ill., 51.2

1973 Rod Jackson, Eastern Ill., 51.1*
1974 Carl Stevenson, Southern U., 50.8*
1975 Randolph Williams, Kentucky St., 51.3*
1976 Randolph Williams, Kentucky St., 50.52
1977 Sam Turner, Cal St. L.A., 50.69

1978 Sam Turner, Cal St. L.A., 50.30
1979 Bart Williams, Cal Poly, 49.82
1980 Sam Turner, Cal St. L.A., 49.91
1981 Sandy Labeaux, Cal St. Hayward, 50.96
1982 Eddie Brown, Saginaw Valley, 50.22

1983 Tranel Hawkins, Angelo St., 50.44
1984 Tranel Hawkins, Angelo St., 49.11
1985 Gordon Bugg, Cal St. L.A., 50.27
1986 Chris Green, Indianapolis, 51.56
1987 Dave Lishebo, Mt. St. Mary's, 50.73

1988 Randy Simmons, Angelo St., 51.05
1989 Jason Brockel, Colorado Mines, 51.11
1990 Fitzroy Morrison, St. Augustine's, 49.90
1991 Larry Sanders, St. Augustine's, 50.75
1992 Gilbert Hashan, St. Augustine's, 50.52

1993 Larry Sanders, St. Augustine's, 49.24
1994 Marco Morgan, St. Augustine's, 49.88
1995 Ryan Hayden, St. Augustine's, 49.53
1996 Dinsdale Morgan, Pittsburg St., 50.31
1997 Brian Moorman, Pittsburg St., 50.21

1998 Brian Moorman, Pittsburg St., 49.77
1999 Brian Moorman, Pittsburg St., 50.27
2000 David Lloyd, Gardner-Webb, 51.39
2001 Derek Brinkley, Indiana (Pa.), 51.17
2002 Adrian Findlay, St. Augustine's, 50.39

2003 Adrian Findlay, St. Augustine's, 50.89

**440 yards*

400-METER RELAY
1964 Fresno St. (Marvin Bryant, Sam Workman, Sid Nickolas, Darel Newman), 40.5*
1965 San Diego St. (Wilbur Smith, John Gedney, Larry Godfrey, Bruce Hafer), 43.1*
1966 San Diego St. (Rick Heckler, Wilbur Smith, Fred Featherstone, Robert Jones), 41.5*
1967 Cal Poly (Dave Scott, Lan Stenhouse, Ruben Smith, Cecil Turner), 40.8*
1968 Cal Poly (Cecil Turner, Leo DeWinter, Ruben Smith, Jim Edmondson), 40.4*

1969 Cal Poly (Manuel Murrell, Leo DeWinter, Ruben Smith, Jim Edmondson), 41.0*
1970 N.C. Central (Ken Thompson, James Stewart, Floyd Williams, Larry Black), 40.4*
1971 Sacramento St. (Ralph Ligons, Tom Allen, Quentin Pruitt, Clarence Jones), 40.5*
1972 Norfolk St. (Bill Cuffee, Steve Riddick, Zach Rodger, Condie Pugh), 39.8*
1973 Norfolk St. (Ralph Jackson, Steve Riddick, Robert Colbert, Bill Cuffee), 40.0*

1974 Cal St. Northridge (Gary Brown, Vince Brown, Wayne Brownstein, Ned Fletcher), 40.2*
1975 Southeastern La. (Gregg Lawrence, Charles Stevenson, Wayne Hardy, Ralph Smith), 40.49*
1976 Norfolk St. (Paul White, James Doughtie, Carney Perkins, Ricky Ray), 40.44
1977 Virginia St. (Lindberg Morris, Fred Johnson, Cecil Mitchell, John Christian), 40.60
1978 Adelphi (Robert Gregory, Arnold Sobers, Ronald Clarke, Steve McBride), 40.12*

1979 Cal Poly (Harvey Frederick, Mark Kent, Bart Williams, Michael Bush), 40.21*
1980 St. Augustine's (Leonard Ford, William Baker, Alphonso Brown, Michael Lawson), 40.49
1981 St. Augustine's (Leonard Ford, William Baker, Gilbert Rolle, Michael Lawson), 40.24*

1982 Abilene Christian (Steve Parker, Tommy Thompson, Arthur Williams, Albert Lawrence), 39.80
1983 Angelo St. (Paul Warren, Kevin Nance, Barry Samples, Ernest Pennington), 39.98
1984 Abilene Christian (Greg Johnson, Mark Witherspoon, Arthur Williams, Albert Lawrence), 39.20
1985 St. Augustine's (William Lightbourne, Dudley Parker, Austin Albury, Tyrone Harrell), 40.11
1986 Abilene Christian (Darren Williams, Ian Morris, Shane Howell, Greg Meghoo), 39.98
1987 Angelo St. (Kirkland Figaro, Larry Payne, Granville Holmes, Aatron Kenney), 39.89
1988 St. Augustine's (Terrell Carpenter, Rowan Wade, Aston McCatty, Charles Simmons), 40.12
1989 St. Augustine's (Aston McCatty, Mark Mason, Trevor Graham, Kenneth Brokenburr), 40.05
1990 St. Augustine's (Trevor Williams, Kenneth Brokenburr, Terrell Carpenter, Charles Johnson), 40.04
1991 St. Augustine's (Mark Mason, Antonio Pettigrew, Cedric Jackson, Kennth Brokenburr), 39.31
1992 St. Augustine's (Keith Holley, Byron Rolle, Cedric Jackson, Antonio Pettigrew), 39.64
1993 Tex. A&M-Kingsville (Clifton Norman, Patrick Delice, Willie Johnson, Anthony Phillips), 39.36
1994 St. Augustine's (Derrick Sutherland, Darron Bodie, Marlin Cannon, Randall Evans), 39.74
1995 Abilene Christian (Stacy Brown, Stephen Moore, Kevin Dilworth, Robert Guy), 40.07
1996 Abilene Christian (Dontra Boykins, Terrence Norris, Kevin Dilworth, Robert Guy), 39.88
1997 Abilene Christian (Ron Nelson, Sayon Cooper, Oscar Meneses, Brian TenEyck), 39.94
1998 NYIT (Patrick Brown, Patrick Jarrett, Kesrick Fraser, Paston Coke), 39.48
1999 NYIT (Patrick Brown, Patrick Jarrett, Kesrick Fraser, Paston Coke), 39.77
2000 Abilene Christian (Oscar Meneses, Nic Alexander, J.R. Holder, Julieon Raeburn), 39.55
2001 Fort Hays St. (Travis Esslinger, Seth Wurtz, John Moore, Mike Applehans), 40.29
2002 N.C. Central (Jamie Richardson, Detric Branch, Steven Enoch, Jason Smoots), 39.88
2003 St. Augustine's (Eddie Montgomery, Nathaniel McKinney, Anwar Moore, Wilan Louis), 39.98

**440 yards*

1,600-METER RELAY

1964 Pepperdine (Ray Burleson, John Norton, Bill Scheue, Harold Howard), 3:15.1*
1965 San Diego St. (Larry Godfrey, John Gedney, Rick Hermann, Bruce Hafer), 3:13.6*
1966 Kentucky St. (Marshall Glover, Donald Sims, Vernell Turner, Jim Kemp), 3:10.7*
1967 Colorado St.-Pueblo (Clayton Call, Gene Morenz, John Martinez, Isaac Barnes), 3:15.0*
1968 UC Santa Barb. (Bill Miller, Bob Miller, Dennis Chiniaeff, Jay Elbel), 3:12.0*
1969 Morgan St. (Ben Lewis, John Jones, Ed Madden, Greg Daughtry), 3:12.0*
1970 Adelphi (Bill McPherson, Dennis Walker, Kit Pratt, Clyde McPherson), 3:08.0*
1971 Adelphi (Ray Lee, Keith Davis, Dennis Walker, Clyde McPherson), 3:07.5*
1972 Eastern Mich. (Ian Hall, Bill Cartwright, Garry Thomas, Stanley Vinson); Adelphi (Richard Hardware, Ray Lee, Bill McPherson, Clyde McPherson), 3:09.7*
1973 Lincoln (Mo.) (James Cooper, Steve Connor, Willie Lyles, Robert Logan), 3:12.8*
1974 Norfolk St. (Lawrence Davis, Ron Penny, Robert Colbert, William Neely), 3:09.6*
1975 Lincoln (Mo.) (James Cooper, Donnie Thomas, Willie Lyles, Robert Logan), 3:10.02*
1976 Adelphi (Steve McBride, Mel Richardson, Nat Spencer, Kevin Price), 3:09.77
1977 Adelphi (Glen Stanford, Mel Richardson, Steve McBride, Kevin Price), 3:10.97
1978 Prairie View (Robert Jones, Joe Johnson, James Hunt, Evans White), 3:07.30*
1979 Prairie View (Lester Coleman, Clifton Terrell, Theodore Davis, Evans White), 3:08.52*
1980 Morgan St. (Carlton McNorton, Guy Goodwin, Robert Vaughn, Neville Hodge), 3:08.53
1981 Tuskegee (Thomas Grant, James Turner, John Sanders, Floyd Johnson), 3:10.23*
1982 Angelo St. (Michael Elarms, Barry Samples, Jeremy Krone, Ernest Pennington), 3:09.17
1983 Abilene Christian (Darren Williams, Tommy Thompson, Danny Kittley, Charlie Phillips), 3:06.84
1984 Abilene Christian (Arthur Williams, Freddie Williams, Tommy Thompson, Mark Witherspoon), 3:03.38
1985 Abilene Christian (Ladrick Trusty, Freddie Williams, Mark Witherspoon, Arthur Williams), 3:04.73
1986 Abilene Christian (Darren Williams, Freddie Williams, Frank Hill, Ian Morris), 3:04.82
1987 St. Augustine's (Donovan Callum, Earnest Barrett, Timothy Chapman, Trevor Graham), 3:07.68
1988 NYIT (Berris Long, Don McNaughton, Al Grimbs, Howard Burnett), 3:08.41
1989 St. Augustine's (Donovan Callum, Duane Johnson, Kenneth Brokenburr, Trevor Graham), 3:05.42
1990 St. Augustine's (Fitzroy Morrison, Trevor Williams, Donovan Callum, Kenneth Brokenburr), 3:04.44
1991 St. Augustine's (Fitzroy Morrison, Larry Sanders, Ali Mahamed, Antonio Pettigrew), 3:04.89
1992 St. Augustine's (Gilbert Hashan, Chris Coleman, Emmanuel Noudewo, Antonio Pettigrew), 3:06.79
1993 St. Augustine's (Marco Morgan, Darin Bodie, Randall Evans, Larry Sanders), 3:09.20
1994 St. Augustine's (Darron Bodie, Ryan Hayden, Randall Evans, Otis Scott), 3:07.74
1995 St. Augustine's (Ryan Hayden, Chris Scott, Derrick Cunningham, Marlin Cannon), 3:07.14
1996 Abilene Christian (Robert Guy, Kevin Dilworth, Richard Young, Terrence Norris), 3:06.48
1997 Abilene Christian (Jason Prann, Brian TenEyck, Andrew Reyes, Kempa Busby), 3:05.86
1998 St. Augustine's (Rodrigues Pfister, Christopher McCoy, Arthur Hickman, Jerome Young), 3:07.12
1999 Morehouse (Jelani Liddell, Horace Steele, Kareem Morrell, Todd Smith), 3:08.25
2000 St. Augustine's (James White, Stephen Demeritte, Prince Huffman, Kevin Buzzar), 3:07.40
2001 St. Augustine's (Timothy Ramsey, Stephen Demeritte, Garrye Chavis, Prince Huffman), 3:09.75
2002 St. Augustine's (Anthony Campbell, Adrian Findlay, Stephan Demeritt, Nathaniel McKinney), 3:08.69
2003 St. Augustine's (Jamaal Torrance, Nathaniel McKinney, Marqueth Tard, Wilan Louis), 3:08.71

**one mile*

HIGH JUMP

1963 Grant Krow, Albright, 6-3
1964 John Rambo, Long Beach St., 6-10¾
1965 Dick Jones, Cal Poly, 6-8
1966 Otis Burrell, Nevada, 6-8½
1967 Bob Mills, Long Beach St., 6-6
1968 Al Flores, Cleveland St., 6-8
1969 Jackie Causey, La.-Lafayette, 6-10
1970 Jackie Causey, La.-Lafayette, 6-10
1971 Reynaldo Brown, Cal Poly, 7-1½
1972 Steve Buso, Oswego St., 6-9¾
1973 Reynaldo Brown, Cal Poly, 7-2
1974 Clarence Frazier, Cal St. Northridge, 6-10
1975 Dave Haber, Cal St. Hayward, 7-0¼
1976 Dave Haber, Cal St. Hayward, 7-1
1977 Dave Haber, Cal St. Hayward, 2.19 (7-2¼)
1978 Joe Phillips, Chapman, 2.16 (7-1)
1979 Dave Bergstrom, Concordia-M'head, 2.18 (7-1¾)
1980 Jerry Sanders, Cal St. Northridge, 2.15 (7-0½)
1981 Bill Thomas, Northern Colo., 2.16 (7-1)
1982 Jim Moran, Cal St. Hayward, 2.15 (7-0½)
1983 Bill Thomas, Northern Colo., 2.13 (6-11¾)
1984 Jim Moran, Cal St. Hayward, 2.24 (7-4¼)
1985 Jim Lohr, Southeast Mo. St., 7-1
1986 Ron Lee, Cal St. Bakersfield, 2.19 (7-2¼)
1987 Ron Lee, Cal St. Bakersfield, 2.22 (7-3¼)
1988 Bob Sundell, Northwest Mo. St., 2.20 (7-2½)
1989 Walt Stewart, Cal St. Northridge, 2.15 (7-0½)
1990 Darrin Moore, St. Augustine's, 2.18 (7-1¾)
1991 Darrin Moore, St. Augustine's, 7-3
1992 James Shelton, St. Augustine's, 2.14 (7-0¼)
1993 James Shelton, St. Augustine's, 2.17 (7-1½)
1994 Undrae Walker, Cal St. Stanislaus, 2.14 (7-0¼)
1995 Mike Hankins, Pittsburg St., 2.11 (6-11)
1996 Gregory Roberts, Morehouse, 2.21 (7-3)
1997 Gregory Roberts, Morehouse, 2.28 (7-5¾)
1998 Gregory Roberts, Morehouse, 2.21 (7-3)
1999 Terrance Woods, Abilene Christian, 2.21 (7-3)
2000 Collat Johnson, Tarleton St., 2.24 (7-4¼)
2001 Jesse Lipscombe, Morehouse, 2.18 (7-1¾)
2002 Jason Cornelius, Morehouse, 2.21 (7-3)
2003 Will Littleton, Angelo St., 2.14 (7-0¼)

POLE VAULT

1963 Dale Mittag, Redlands, 15-5¼
1964 Sam Kirk, Redlands, 15-6¾
1965 Bill Latcone, Cal St. Chico, 14-6
1966 Peter Chen, American, 15-7½
1967 Mike Hanna, Indiana St., 15-6
1968 Peter Chen, American, 16-1
1969 Don Albritton, Truman, 15-8
1970 Larry Frank, South Dakota St., 16-0
1971 Dan Steben, Occidental, 15-6½
1972 Dave Hamer, Cal Poly, 16-8
1973 Paul DeLaitsch, St. Olaf, 16-0
1974 Dave Hamer, Cal Poly, 16-9¼
1975 Mike Sabatino, UC Irvine, 16-4
1976 Mike Sabatino, UC Irvine, 16-6
1977 Mike Sabatino, UC Irvine, 5.18 (17-0)
1978 Craig Robinson, Cal St. L.A., 5.04 (16-6½)
1979 Kimmo Jokivaritio, Cal St. L.A., 4.98 (16-4)
1980 Tim McDonald, Cal Poly, 5.16 (16-11)
1981 Dave Gibeault, Southern Conn. St., 4.90 (16-0¾)
1982 Brad Pursley, Abilene Christian, 5.28 (17-3¾)
1983 Dale Jenkins, Abilene Christian, 5.28 (17-3¾)
1984 Dale Jenkins, Abilene Christian, 5.54 (18-2)
1985 Dale Jenkins, Abilene Christian, 17-0
1986 Steve Thaxton, Abilene Christian, 5.35 (17-6½)
1987 Bob Ferguson, Southeast Mo. St., 5.44 (17-10¼)
1988 Steve Horvath, Cal Poly, 5.41 (17-9)
1989 Mike Thompson, Northern Colo., 5.26 (17-3)
1990 Kevin Rankin, Cal Poly, 5.40 (17-8½)
1991 Tony Castiglioni, Cal Poly, 17-9
1992 Brian Adamick, Cal Poly, 5.27 (17-3½)
1993 Mike Edwards, Abilene Christian, 5.45 (17-10½)
1994 Clark Lozier, Ashland, 5.25 (17-2¾)
1995 Mike Drummey, Southern Conn. St., 5.35 (17-6½)
1996 Jason Pearce, Abilene Christian, 5.40 (17-8½)
1997 Andrei Skvortsov, Central Mo. St., 5.40 (17-8½)
1998 Matt Hickl, Tex. A&M-Kingsville, 5.50 (18-0½)
1999 Matt Hickl, Tex. A&M-Kingsville, 5.40 (17-8½)
2000 Andrei Skvortsov, Central Mo. St., 5.30 (17-4½)
2001 Tony Moore, UC Davis, 5.35 (17-6½)
2002 Duane Chappell, Lewis, 5.28 (17-3¾)
2003 Duane Chappell, Lewis, 5.05 (16-6¾)

LONG JUMP

1963 Charles Mays, Md.-East. Shore, 24-5¼
1964 Sid Nickolas, Fresno St., 26-0
1965 Norman Tate, N.C. Central, 24-10
1966 Jerry Durfee, UC Santa Barb., 24-4
1967 Cecil Turner, Cal Poly, 24-5
1968 Cecil Turner, Cal Poly, 24-3½
1969 Ron Robinson, Wayne St. (Mich.), 24-2½
1970 Joe Silva, Western Ill., 25-8
1971 Tom Geredine, Truman, 24-7¾
1972 Don Barfield, UC Riverside, 25-4¼
1973 David Boyd, Fisk, 24-3½
1974 Darrell Brown, Eastern Ill., 25-7¼
1975 Toni Ababio, Eastern Ill., 24-5¾
1976 Larry Myricks, Mississippi Col., 25-10
1977 Donald Dykes, Southeastern La., 7.90 (25-11)
1978 Larry Myricks, Mississippi Col., 7.90 (25-11)
1979 Larry Myricks, Mississippi Col., 8.17w (26-9¾)
1980 Julius Meekins, UNC Pembroke, 7.77 (25-6)
1981 Kerry Rice, Western Ill., 7.90 (25-11)
1982 Ed Stuart, Minn. St. Mankato, 7.98w (26-2¼)
1983 Ron Waynes, Cal Poly, 8.03 (26-4¼)
1984 Timothy Leach, St. Augustine's, 26-5¼w
1985 Dwayne Reid, Hampton, 26-1½
1986 Kerry Therwhanger, Angelo St., 7.73 (25-4½)
1987 Kerry Vivett, Norfolk St., 7.89 (25-10¾)
1988 Xavier Donaldson, St. Augustine's, 7.97w (26-1¾)
1989 Mark Mason, St. Augustine's, 7.86 (25-9½)

1990 Chris Perry, Cal St. Northridge, 7.78 (25-6¼)
1991 Michael Morris, Norfolk St., 24-10
1992 Marion Robinson, Johnson Smith, 8.02w (26-3¾)
1993 Michael Francis, St. Augustine's, 8.08 (26-6¼)
1994 Marion Robinson, Johnson Smith, 7.90w (25-11)
1995 Sean Robbins, Ashland, 8.09 (26-6½)
1996 Sean Robbins, Ashland, 7.84 (25-8¾)
1997 Ayodele Aladefa, Abilene Christian, 7.74 (25-4¾)
1998 Ayodele Aladefa, Abilene Christian, 7.81 (25-7½)
1999 Stephen Moore, Abilene Christian, 7.56 (24-9¾)
2000 Dane Magloire, St. Augustine's, 7.52 (24-8¼)
2001 Tim Rusan, St. Augustine's, 7.69w (25-2¾)
2002 George Sheppard, Tex. A&M-Commerce, 7.87w (25-10)
2003 Jeff Billing, UC Davis, 7.61w (24-11¾)

TRIPLE JUMP

1963 Norman Tate, N.C. Central, 49-11
1964 Charles Craig, Fresno St., 51-9¼
1965 Norman Tate, N.C. Central, 51-7½
1966 Mike McInerney, Sacramento St., 47-7½
1967 Jerry Wygant, UC Santa Barb., 48-6¼
1968 Steve Gough, Seattle Pacific, 50-3
1969 John Craft, Eastern Ill., 53-9
1970 Mohinder Gill, Cal Poly, 51-4½
1971 Mohinder Gill, Cal Poly, 51-10
1972 Tom Geredine, Truman, 50-4½
1973 Anthony Terry, UC Davis, 51-6
1974 Anthony Terry, UC Davis, 52-7½
1975 Toni Ababio, Eastern Ill., 50-6¾
1976 Peter Pratt, Minn. St. Mankato, 50-0½
1977 John LeGrande, Cal St. Hayward, 15.36 (50-4¾)
1978 Doug Garner, Cal St. Hayward, 16.14 (52-11½)
1979 Doug Garner, Cal St. Hayward, 15.81 (51-10½)
1980 Frank Alston, C.W. Post, 15.89 (52-1¾)
1981 David McFadgen, Virginia St., 16.37 (53-8½)
1982 David McFadgen, Virginia St., 16.37w (53-8½)
1983 David McFadgen, Virginia St., 16.20 (53-1¾)
1984 Jose Salazar, Abilene Christian, 53-4
1985 Jose Salazar, Abilene Christian, 54-0½
1986 Stan Oporski, Cal St. L.A., 16.36 (53-8¼)
1987 Stan Oporski, Cal St. L.A., 16.64 (54-7¼)
1988 James Browne, Abilene Christian, 16.09w (52-9½)
1989 James Browne, Abilene Christian, 15.79 (51-9¾)
1990 James Browne, Abilene Christian, 16.50 (54-1¾)
1991 Don Parish, Cal Poly Pomona, 54-11½
1992 Emmitt Higgins, St. Augustine's, 15.71 (51-6½)
1993 Harrison Carrington, Tex. A&M-Kingsville, 15.85w (52-0)
1994 Jamal Bush, Cal St. Stanislaus, 16.46w (54-0)
1995 Chris Coleman, St. Augustine's, 16.35w (53-7¾)
1996 Jonathon Jordan, Cal St. L.A., 16.20 (53-1¾)
1997 Sergei Bykov, Wheeling Jesuit, 16.54w (54-3¼)
1998 Jonathon Jordan, Cal St. L.A., 16.49 (54-1¼)
1999 Jamal Chase, Cal St. Bakersfield, 15.94 (52-3¾)
2000 Tim Rusan, St. Augustine's, 16.23 (53-3)
2001 Tim Rusan, St. Augustine's, 16.58 (54-4¾)
2002 Terrance Woods, Abilene Christian, 16.55w (54-3¾)
2003 Ben Washington, Abilene Christian, 15.64w (51-3¾)

SHOT PUT

1963 Al Santio, Md.-East. Shore, 54-0
1964 Lee Johnson, Redlands, 57-3
1965 Lee Johnson, Redlands, 57-4
1966 Houston Ridge, San Diego St., 60-10½
1967 Jim Hannefield, Long Beach St., 58-5¾
1968 Clayton Larson, Cal St. Hayward, 58-4¼
1969 Terry Livermore, Portland St., 56-5¾
1970 Joe Wevurski, C.W. Post, 54-9
1971 Mike McCready, Northern Iowa, 57-8¾
1972 Steve Lauriano, Cal Poly Pomona, 55-6
1973 Doug Arendell, Western Ill., 61-1
1974 Richard Leavitt, Bowdoin, 55-4
1975 Steve Albright, Cal St. Northridge, 58-9¼
1976 Steve Albright, Cal St. Northridge, 57-9½
1977 Dave Wallman, Indianapolis, 17.46 (57-3½)
1978 Charles Shipman, UNC Pembroke, 18.00 (59-0¾)
1979 Joe Staub, Cal St. Northridge, 19.09 (62-7¾)
1980 Brian Faul, Cal Poly, 17.97 (58-11½)
1981 Layne Kelley, St. Cloud St., 17.97 (58-11½)
1982 Tommy Lister, Cal St. L.A., 18.28 (59-11¾)
1983 Bruce Anderson, Eastern Wash., 18.47 (60-7¼)
1984 Lennart Flyman, Angelo St., 19.11 (62-8½)
1985 Ahmed Shata, Abilene Christian, 60-8¾
1986 Ahmed Shata, Abilene Christian, 19.46 (63-10¼)
1987 Ahmed Shata, Abilene Christian, 18.19 (59-8¼)
1988 John Walters, Ashland, 17.57 (57-7¾)
1989 Kyle Freeman, Angelo St., 18.13 (59-5¾)
1990 Paul Cochran, Ferris St., 17.73 (58-2)
1991 Patrik Hennings, Angelo St., 59-0¼
1992 Mike Olson, Seattle Pacific, 18.04 (59-2¼)
1993 Matt Vardas, St. Cloud St., 17.90 (58-8¾)
1994 Thomas Hammarsten, Angelo St., 18.41 (60-5)
1995 Matt Godbehere, Cal St. Bakersfield, 18.17 (59-7½)
1996 Tambi Wenj, Cal St. L.A., 19.33 (63-5)
1997 Andy Richardson, Indianapolis, 18.89 (61-11¾)
1998 Jason Stuke, Emporia St., 18.23 (59-9¾)
1999 Ty Williams, Angelo St., 17.89 (58-8½)
2000 Robert Garza, Tex. A&M-Kingsville, 17.79 (58-4½)
2001 Curry Dawson, Angelo St., 18.23 (59-9¾)
2002 Manuel Brandeborn, Abilene Christian, 18.58 (60-11½)
2003 Tony Thompson, Cal St. Bakersfield, 19.26 (63-2¼)

DISCUS THROW

1963 Al Santio, Md.-East. Shore, 173-4
1964 Robert Reuss, Ohio Wesleyan, 173-0
1965 Stan McDonald, Lincoln (Mo.), 167-10½
1966 Stan McDonald, Lincoln (Mo.), 177-7½
1967 Stan McDonald, Lincoln (Mo.), 178-11½
1968 C.B. Crouse, Case Reserve, 157-10
1969 Clint Brown, Occidental, 162-2
1970 Bill Lamberson, Southwest Mo. St., 170-0
1971 Karl Bivans, Millersville, 171-4
1972 Sylvester Marshall, Cal St. Northridge, 173-9
1973 Knute Hjeltnes, McDaniel, 183-0
1974 Brad Nave, Cal St. Hayward, 175-3
1975 William Edwards, Western Ill., 171-10
1976 Charles Shipman, UNC Pembroke, 192-10
1977 Colin Sutherland, Cal St. L.A., 56.84 (186-6)
1978 Brent Geringer, Northern Iowa, 57.16 (187-6)
1979 Brent Geringer, Northern Iowa, 53.36 (175-1)
1980 Brad Boland, Eastern Wash., 53.96 (177-0)
1981 Dennis Young, Indianapolis, 51.82 (170-0)
1982 Randy Heisler, Indianapolis, 57.20 (187-8)
1983 Randy Heisler, Indianapolis, 59.90 (196-6)
1984 Randy Heisler, Indianapolis, 195-8
1985 David Simmons, Abilene Christian, 194-1
1986 Dave Levos, North Dakota, 55.96 (183-7)
1987 Clifford Felkins, Abilene Christian, 57.08 (187-3)
1988 Clifford Felkins, Abilene Christian, 53.72 (176-3)
1989 Ken Onuaguluchi, Northwest Mo. St., 54.76 (179-8)
1990 Paul Cochran, Ferris St., 55.34 (181-7)
1991 Eric Cole, Angelo St., 172-4
1992 Alan Pugh, Indiana (Pa.), 53.42 (175-3)
1993 Kerrick Johnson, Minn. Duluth, 54.16 (177-8)
1994 John Schulte, Ashland, 52.68 (172-10)
1995 Brian Evans, Indianapolis, 50.20 (164-8)
1996 Andy Kokhanovsky, Abilene Christian, 59.38 (194-10)
1997 Darnell Carter, Lewis, 54.82 (179-10)
1998 Jeff Kremer, Central Mo. St., 57.78 (189-7)
1999 Paul Markel, Saginaw Valley, 53.52 (175-7)
2000 Curry Dawson, Angelo St., 55.78 (183-0)
2001 Curry Dawson, Angelo St., 59.64 (195-8)
2002 Clint Prange, Northwest Mo. St., 56.02 (183-9)
2003 Clint Prange, Northwest Mo. St., 54.34 (178-3)

HAMMER THROW

1963 Brian Murphy, Wis.-Milwaukee, 109-0½
1964 Alex Schulten, Bowdoin, 189-5¾
1965 Wayne Pangburn, Bates, 185-10
1966 Wayne Pangburn, Bates, 187-5
1967 Ed O'Donahue, Mass.-Boston, 162-4
1968 August Zilincar, Monmouth, 195-1
1969 Roger Best, Bowdoin, 183-11
1970 George Jerome, Southern Conn. St., 175-11
1971 Frank Bredice, Southern Conn. St., 186-10
1972 Frank Bredice, Southern Conn. St., 205-2
1973 Harold Cramer, Springfield, 191-1
1974 Greg Blankenship, Cal St. Hayward, 83-11
1975 Greg Blankenship, Cal St. Hayward, 84-8
1976 Wayne Durrigan, Southern Conn. St., 196-9
1977 Wayne Durrigan, Southern Conn. St., 60.40 (198-2)
1978 Mark Sawyer, Cal St. Hayward, 60.42 (198-3)
1979 Brad Olson, Central Conn. St., 62.82 (206-1)
1980 Marc Linscheid, Mass.-Lowell, 62.90 (206-4)
1981 Bill Borden, Southern Conn. St., 61.30 (201-1)
1982 Bill Borden, Southern Conn. St., 62.62 (205-5)
1983 Greg Gassner, Southern Conn. St., 62.58 (205-4)
1984 Lennart Bodell, Angelo St., 62.98 (206-7)
1985 Robert Missio, Cal St. Bakersfield, 201-6
1986 Ken Blanchard, Southern Conn. St., 61.92 (203-2)
1987 Clifford Felkins, Abilene Christian, 62.50 (205-1)
1988 Clifford Felkins, Abilene Christian, 58.56 (192-1)
1989 Marvin Williams, Cal Poly Pomona, 56.80 (186-4)
1990 Steve Adelman, UC Davis, 61.06 (200-4)
1991 Louis Chisari, NYIT, 206-3
1992 Brian Burkhart, Indianapolis, 59.14 (194-0)
1993 Eric Cole, Angelo St., 59.88 (196-5)
1994 Monte Wilson, Cal St. Bakersfield, 60.42 (198-3)
1995 Robert Dilts, UC Davis, 65.64 (215-4)
1996 John McEwen, Morningside, 60.10 (197-2)
1997 John McEwen, Morningside, 65.14 (213-8)
1998 Dan Bourque, Southern Conn. St., 64.90 (212-11)
1999 Joe Borges, UC Davis, 60.74 (199-3)
2000 Rich Ulm, Ashland, 61.06 (200-4)
2001 A.G. Kruger, Morningside, 62.60 (205-4)
2002 Arnaldo Cueto, Cal St. Bakersfield, 60.30 (197-10)
2003 Pro Escobedo, Western Ore., 62.89 (206-4)

JAVELIN THROW

1963 Stuart Levitt, Haverford, 223-9
1964 Ben LaVille, Cal Poly, 223-3¼
1965 Ben LaVille, Cal Poly, 235-9
1966 Keith Browne, Central Mo. St., 222-5½
1967 Frank San Fillippo, Cal Poly Pomona, 221-5
1968 Darol Wintle, Weber St., 239-8
1969 Rolf Hoppe, Cal St. Northridge, 230-7
1970 Bill Kouvolo, Eastern Mich., 238-0
1971 Andy Weber, Cal St. Hayward, 235-2
1972 Jim Feeney, Cal St. Fullerton, 243-4
1973 Anthony Hall, Norfolk St., 258-7
1974 Bob Parker, San Fran. St., 242-11
1975 Ken Johnson, Puget Sound, 245-7
1976 Kevin Johnson, C.W. Post, 231-1
1977 Jeff Russell, Cal Poly Pomona, 74.24 (243-7)
1978 Matt Opilo, Shippensburg, 72.16 (236-9)
1979 Norman Finke, Cal St. Northridge, 67.32 (220-10)
1980 Brad Breen, Chapman, 71.92 (235-11)
1981 Mike Jones, UC Davis, 72.16 (236-9)
1982 Michael Revenis, East Stroudsburg, 74.60 (244-9)
1983 Paul Kulak, Cal St. Northridge, 76.08 (249-7)
1984 David Stephens, Cal St. Northridge, 79.70 (261-6)
1985 John Ward, Central Conn. St., 247-11
1986 Steve Koel, San Fran. St., 69.92 (229-5)
1987 Dave Maudie, Indiana (Pa.), 66.04 (216-8)
1988 Mike Smierciak, Angelo St., 71.10 (233-3)
1989 Mike Smierciak, Angelo St., 67.92 (222-10)
1990 Jeff Neral, Indiana (Pa.), 69.46 (227-11)
1991 Rich Doering, Cal St. L.A., 229-9
1992 Chris Sagnella, Southern Conn. St., 67.90 (222-9)
1993 Bob Vranich, Indiana (Pa.), 69.52 (228-1)
1994 Kirt Thompson, Ashland, 70.78 (232-3)
1995 Kirt Thompson, Ashland, 76.06 (249-6)
1996 Kirt Thompson, Ashland, 78.06 (256-1)
1997 Steve Rihel, Slippery Rock, 65.28 (214-2)
1998 Rogers Davis, Angelo St., 67.36 (221-0)
1999 Sean Simoneau, Pittsburg St., 68.74 (225-6)
2000 Ryan Weidman, Tex. A&M-Kingsville, 68.76 (225-7)

2001 Zach Kindler, Fort Hays St., 68.02 (223-2)
2002 Mark Bridge, Indiana (Pa.), 69.63 (228-5)
2003 Nick Slotterback, Lock Haven, 66.59 (218-6)

DECATHLON

1970 Steve Gough, Seattle Pacific, 7,269
1971 Bill Bakley, Westmont, 7,067
1972 Don Albritton, Truman, 6,999
1973 Paul Fink, Cal St. Fullerton, 6,960
1974 Paul Fink, Cal St. Fullerton, 7,067
1975 Barry Stebbins, Mt. St. Mary's, 7,023
1976 Barry Stebbins, Mt. St. Mary's, 7,163
1977 Mauricio Bardales, UC Irvine, 7,621
1978 Thomas Delmoor, Mt. St. Mary's, 7,260
1979 Floyd Scholz, Central Conn. St., 7,329
1980 Gudmund Olsen, Mt. St. Mary's, 7,439
1981 Gudmund Olsen, Mt. St. Mary's, 7,481
1982 Tron Skramstad, Mt. St. Mary's, 7,860
1983 Tim Bright, Abilene Christian, 7,743
1984 William Motti, Mt. St. Mary's, 8,052
1985 William Motti, Mt. St. Mary's, 8,090
1986 Robert Ekpete, Mt. St. Mary's, 7,380
1987 Mike Ledsome, Abilene Christian, 7,655
1988 John Schwepker, Southeast Mo. St., 7,881
1989 Mike Bennett, Northern Colo., 7,358
1990 Bob Babiak, Indiana (Pa.), 7,292
1991 Mike Bennett, Northern Colo., 7,636
1992 Mike Bennett, Northern Colo., 7,188
1993 John Burton, Cal St. Chico, 7,102
1994 Geoff Bradshaw, Cal St. Stanislaus, 7,090
1995 Mike Bohensky, Angelo St., 7,256
1996 Stephen Moore, Abilene Christian, 7,446
1997 Trafton Rodgers, Abilene Christian, 7,281
1998 Jeff Sander, Central Mo. St., 7,429
1999 Jeff Sander, Central Mo. St., 7,430
2000 Lee McCown, Angelo St., 7,226
2001 Jerry Noble, Cal St. Chico, 6,994
2002 Joe Peppers, Pittsburg St., 7,363
2003 Nate Schmidt, North Dakota St., 7,326

Top Five Team Finishes

Team	1st	2nd	3rd	4th	5th	Best Finish (Year[s])
Abilene Christian	13	6	0	1	0	1st (1982-83-84-85-86-87-88-96-97-99-2000-02-03)
Adams St.	0	0	1	1	3	3rd (1993)
Adelphi	0	0	1	1	0	3rd (1976)
Angelo St.	0	5	2	2	5	2nd (1983-84-89-91-97)
Ashland	0	0	1	1	0	3rd (1994)
C.W. Post	0	1	1	0	0	2nd (1970)
UC Davis	0	0	1	1	1	3rd (2001)
UC Irvine	1	1	0	0	1	1st (1976)
UC Riverside	0	0	1	0	0	3rd (1981)
UC Santa Barb.	0	2	0	0	0	2nd (1967-68)
Cal Poly	6	3	6	3	1	1st (1968-69-70-79-80-81)
Cal Poly Pomona	0	0	0	0	2	5th (1967-72)
Cal St. Bakersfield	0	0	1	1	1	3rd (1995)
Cal St. Fullerton	0	0	0	1	1	4th (1973)
Cal St. Hayward	1	0	0	1	2	1st (1977)
Cal St. L.A.	1	1	4	2	4	1st (1978)
Cal St. Northridge	1	2	2	2	1	1st (1975)
Cal St. Stanislaus	0	0	0	1	0	4th (1994)
Central Mo. St.	0	0	2	1	1	3rd (1997-98)
Eastern Ill.	1	1	1	1	0	1st (1974)
Eastern Ky.	0	0	0	0	1	5th (1968)
Eastern Mich.	1	0	0	2	0	1st (1972)
Eastern Wash.	0	0	0	1	0	4th (1980)
Fort Hays St.	0	0	0	0	1	T5th (2003)
Fresno St.	1	1	0	0	1	1st (1964)
Hampton	0	0	2	0	0	3rd (1990-91)
Howard	0	0	0	1	0	4th (1969)
Kentucky St.	1	0	1	0	0	1st (1971)
Lincoln (Mo.)	0	1	0	2	1	2nd (1973)
Long Beach St.	1	2	0	0	0	1st (1967)
Luther	0	1	0	0	0	2nd (1965)
Md.-East. Shore	1	0	0	0	0	1st (1963)
Mississippi Col.	0	0	0	1	0	4th (1978)
Morgan St.	0	0	1	1	1	3rd (1980)
Mt. St. Mary's	0	0	0	2	0	4th (1981-87)
N.C. Central	0	0	1	2	2	3rd (1963)
Nevada	0	0	1	1	1	3rd (1968)
NYIT	0	0	1	0	1	3rd (1999)
Norfolk St.	2	1	0	0	0	1st (1973-74)
UNC Pembroke	0	0	0	0	1	5th (1978)
Northern Iowa	0	0	0	0	2	5th (1974-79)
Occidental	0	1	1	0	0	2nd (1969)
Pittsburg St.	0	0	0	1	1	4th (1999)
Portland	0	0	0	1	0	4th (1969)
Prairie View	0	0	1	0	1	3rd (1979)
Redlands	0	0	0	2	0	4th (1963-64)
Sacramento St.	0	0	1	0	0	3rd (1971)
St. Augustine's	9	6	3	2	1	1st (1989-90-91-92-93-94-95-98-2001)
San Diego St.	2	0	0	1	0	1st (1965-66)
South Dakota	0	0	1	0	0	3rd (2000)
South Dakota St.	0	0	0	0	1	5th (1989)
Southeast Mo. St.	0	2	1	0	2	2nd (1986-87)
Southeastern La.	0	1	0	0	0	2nd (1975)
Southern Conn. St.	0	1	0	0	0	2nd (1981)
Springfield	0	0	0	0	1	5th (1963)
Tarleton St.	0	0	0	1	0	4th (2002)
Tex. A&M-Commerce	0	1	0	1	0	2nd (1985)
Truman	0	0	1	0	0	3rd (1972)
Western Ill.	0	0	1	0	1	3rd (1978)
Western St.	0	0	2	0	0	3rd (2002-03)

All-Time Team Results

1963: 1. Md.-East. Shore, 98; 2. Fresno St., 64; 3. N.C. Central, 34; 4. Redlands, 32; 5. Springfield, 26; 6. Wis.-Milwaukee, 25; 7. Long Beach St., 22; 8. (tie) Albright and Central Conn. St., 16; 10. (tie) Cornell College, Loyola (Ill.) and Minn. St. Mankato, 14; 13. San Fran. St., 12; 14. (tie) Akron, Haverford, Oberlin and Wittenberg, 10; 18. (tie) Truman and Wheaton (Ill.), 9; 20. (tie) Butler, Hawaii, Kentucky St., Luther, Nevada, Ohio Wesleyan, Sacramento St. and St. Joseph's, 8; 28. (tie) Albion, Wabash and Wartburg, 6; 31. (tie) Chicago and Eastern Ill., 5; 33. (tie) MacMurray and St. Ambrose, 4; 35. Lincoln (Mo.), 3; 36. (tie) UC Santa Barb. and Southwest Mo. St., 2; 38. (tie) Buffalo St., DePauw and Valparaiso, 1.

1964: 1. Fresno St., 87; 2. Long Beach St., 57; 3. Cal Poly, 40; 4. Redlands, 37; 5. N.C. Central, 30; 6. Central St., 26; 7. Sacramento St., 23; 8. Grambling, 22; 9. (tie) Central Conn. St. and San Diego St., 20; 11. Pepperdine, 19; 12. Truman, 18; 13. Texas Southern, 17; 14. Lamar, 16; 15. Mount Union, 15; 16. Cal St. Northridge, 14; 17. UC Santa Barb., 13; 18. (tie) UC Davis, Cal St. Chico and Whitworth, 12; 21. (tie) Bowdoin, Florida A&M and Ohio Wesleyan, 10; 24. (tie) Ball St., Valparaiso and Western N.M., 8; 27. (tie) American and Thiel, 6; 29. (tie) North Dakota St. and San Fran. St., 5; 31. (tie) Muskingum, Otterbein and Western Wash., 4; 34. (tie) Denison, Minn. St. Mankato and Southwest Mo. St., 1.

1965: 1. San Diego St., 67; 2. Luther, 46; 3. Cal Poly, 45½; 4. N.C. Central, 44; 5. Fresno St., 33; 6. Pepperdine, 32; 7. Mount Union, 29; 8. Long Beach St., 25; 9. Sacramento St., 24; 10. Nevada, 22; 11. Lincoln (Mo.), 21; 12. Cal St. Chico, 17; 13. Cal St. Hayward, 15; 14. UC Santa Barb., 14; 15. (tie) UC Davis and Redlands, 12; 17. (tie) Bates, CCNY, Kentucky St. and Valparaiso, 10; 20. Cal St. Northridge, 9; 21. (tie) Bloomsburg, Bowdoin, Merchant Marine, Middle Tenn., Northern Ill. and Wheaton (Ill.), 8; 27. Denison, 6; 28. North Dakota St., 5; 29. (tie) Chapman, Humboldt St. and Truman, 4; 32. San Fran. St., 3; 33. (tie) Ball St., Cal Poly Pomona, Claremont-M-S, Knox, Minn. St. Mankato and Whitworth, 2; 39. Baldwin-Wallace, 1½; 40. Wabash, 1.

1966: 1. San Diego St., 67; 2. Long Beach St., 56; 3. Kentucky St., 38; 4. Lincoln (Mo.), 33½; 5. Nevada, 26; 6. Cal Poly, 25; 7. Sacramento St., 24; 8. Eastern Mich., 21; 9. Mount Union, 19; 10. (tie) N.C. Central and Trinity (Tex.), 18; 12. Truman, 17; 13. Luther, 16; 14. American, 15; 15. Loyola (Ill.), 14; 16. (tie) Central Mo. St., East Tenn. St. and Valparaiso, 12; 19. UC Santa Barb., 10½; 20. (tie) Bates, Cortland St., Iona, Northern Ill., Redlands and Texas-Arlington, 10; 26. (tie) Arkansas St., Baldwin-Wallace, CCNY, Pepperdine and Wesleyan (Conn.), 8; 31. Weber St., 7; 32. (tie) Butler, Cal St. Chico, Illinois St., North Dakota St. and Temple, 6; 37. (tie) Wis.-Milwaukee and Wittenberg, 4; 39. Minn. St. Mankato, 3; 40. (tie) Chicago, Middle Tenn., North Dakota, Old Dominion, San Fran. St. and Sonoma St., 2; 46. Ball St., 1½; 47. (tie) Brockport St., Hamilton, North Central and Wheaton (Ill.), 1; 51. Case Reserve, ½.

1967: 1. Long Beach St., 77; 2. UC Santa Barb., 37; 3. Cal Poly, 36; 4. Nevada, 32; 5. Cal Poly Pomona, 27; 6. Mount Union, 26; 7. Colorado St.-Pueblo, 25; 8. Sacramento St., 24; 9. (tie) East Tenn. St. and Truman, 20; 11. (tie) Cortland St., Eastern Ky. and Wesleyan (Conn.), 16; 14. (tie) UC Davis, Lincoln (Mo.), Northern Colo., Pepperdine and Portland St., 12; 19. (tie) Augustana (S.D.) and San Diego St., 11; 21. (tie) American, Boston St., Cal St. Chico, Cal St. Fullerton, Indiana St. and Texas-Arlington, 10; 27. (tie) Humboldt St. and Wheaton (Ill.), 9; 29. (tie) Loras, Neb. Wesleyan, Old Dominion and Wis.-Milwaukee, 8; 33. Ball St., 7; 34. (tie) Le Moyne, Marietta and Rensselaer, 6; 37. Central Mo. St., 5; 38. (tie) Minn. St. Mankato, Northern Iowa and South Dakota St., 4; 41. (tie) Chicago and Wabash, 3; 43. (tie) North Dakota St. and Temple, 2; 45. (tie) Arkansas St., Calvin, Iona and South Dakota, 1.

1968: 1. Cal Poly, 62; 2. UC Santa Barb., 48; 3. Nevada, 40; 4. San Diego St., 33; 5. Eastern Ky., 26; 6. Cal St. Hayward, 24; 7. Cal Poly Pomona, 21; 8. American, 20; 9. Trinity (Tex.), 18; 10. Lincoln (Mo.), 16; 11. (tie) Humboldt St. and Seattle Pacific, 15; 13. (tie) Cal St. Fullerton, Indiana St. and Sacramento St., 14; 16. North Dakota, 11; 17. (tie) Ball St., Case Reserve, Cleveland St., Monmouth, Pepperdine and Weber St., 10; 23. (tie) Bowdoin, Brockport St., UC Davis, Central Conn. St., Macalester, Northern Iowa, Pacific (Cal.) and Portland St., 8; 31. (tie) Minn. St. Mankato, Southern Conn. St., Southwest Mo. St. and Westmont, 7; 35. (tie) Coast Guard, Howard, Long Beach St., Luther, Northern Colo., Colorado St.-Pueblo and Truman, 6; 42. (tie) Ashland, Cal St. Northridge, MIT, Mount Union, South Dakota St. and Springfield, 4; 48. (tie) Arkansas St., Baldwin-Wallace, UC Riverside, Central Mich. and Wis.-Milwaukee, 2; 53. St. Joseph's, 1.

1969: 1. Cal Poly, 76; 2. Occidental, 43; 3. C.W. Post, 28; 4. (tie) Howard, Morgan St. and Portland St., 24; 7. Humboldt St., 21; 8. Truman, 20; 9. (tie) North Dakota and Wilberforce, 18; 11. (tie) Adelphi, UC Davis, Cal St. Chico and Sacramento St., 16; 15. Chapman, 15; 16. (tie) Central Mich. and Northern Iowa, 14; 18. (tie) Cal St. Northridge, La.-Lafayette and MIT, 12; 21. Minn. St. Mankato, 11; 22. (tie) Bowdoin, Coast Guard, Eastern Ill. and Wayne St. (Mich.), 10; 26. (tie) Akron, Buffalo St., Macalester, Mt. St. Mary's and Mount Union, 8; 31. (tie) Eastern Mich. and Springfield, 7; 33. (tie) Cal St. Fullerton, Central Conn. St., Lincoln (Mo.), Seattle Pacific and Wis.-Milwaukee, 6; 38. (tie) Baldwin-Wallace, Calvin, McNeese St., North Dakota St., Ohio Wesleyan, Southern Conn. St. and Wash. & Lee, 4; 45. San Fran. St., 3; 46. (tie) Ashland, UC Riverside, Cal St. Hayward, Illinois St. and North Central, 2; 51. (tie) Augustana (S.D.), Kentucky St., South Dakota St., Southeast Mo. St. and Union, 1.

1970: 1. Cal Poly, 49; 2. C.W. Post, 45; 3. Occidental, 44; 4. Eastern Mich., 36; 5. Morgan St., 32; 6. Adelphi, 29; 7. (tie) Lincoln (Mo.) and N.C. Central, 26; 9. McNeese St., 24; 10. La.-Lafayette, 20; 11. (tie) Ashland, UC Davis, Cal St. Hayward and Seattle Pacific, 18; 15. St. John's (Minn.), 15; 16. (tie) Humboldt St. and Northern Iowa, 14; 18. (tie) Truman and Western Ill., 12; 20. South Dakota St., 11; 21. (tie) Howard, Southern Conn. St., Southwest Mo. St., Westmont and Widener, 10; 26. (tie) UC Riverside and Minn. St. Mankato, 8; 28. (tie) Hamline and Sacramento St., 7; 30. (tie) Amherst, Central Mich., Colby, North Dakota St., Rochester Inst., Southeast Mo. St., Wis.-Milwaukee and Wooster, 6; 38. (tie) Kentucky St., Morningside, St. Cloud St., Springfield, Wartburg and Wayne St. (Mich.), 4; 44. (tie) Denison and Hiram, 3; 46. (tie) Alma, Carleton and Ill.-Chicago, 2; 49. (tie) Illinois St., North Central, Puget Sound, Rochester, Towson and Wabash, 1.

1971: 1. Kentucky St., 42; 2. Cal Poly, 33; 3. Sacramento St., 32; 4. (tie) Eastern Mich. and N.C. Central, 30; 6. Cal St. Fullerton, 27; 7. (tie) Adelphi, Cal St. Hayward and Truman, 26; 10. (tie) Ashland and Occidental, 22; 12. Lincoln (Mo.), 17½; 13. Westmont, 16; 14. (tie) Cal St. Chico and North Dakota St., 15; 16. UC Davis, 14½; 17. (tie) C.W. Post, Minn. St. Mankato and South Dakota St., 14; 20. (tie) Central Mich., La.-Lafayette and Northern Iowa, 12; 23. Eastern Ill., 11; 24. (tie) Millersville, San Fran. St., Seattle Pacific, Southern Conn. St. and Southern U., 10; 29. (tie) Cal Poly Pomona and Central Conn. St., 9; 31. (tie) UC Riverside, East Stroudsburg, Humboldt St., McNeese St., Montclair St., Morgan St., Southeast Mo. St. and Wabash, 8; 39. Northern Colo., 7; 40. (tie) St. John's (Minn.) and Wheaton (Ill.), 6; 42. Springfield, 4; 43. (tie) Baldwin-Wallace, Hamilton, Ill.-Chicago and Kenyon, 2; 47. (tie) Akron, Coast Guard, Denison, Morningside and St. Cloud St., 1.

1972: 1. Eastern Mich., 93; 2. Norfolk St., 49; 3. Truman, 46; 4. Eastern Ill., 34; 5. Cal Poly Pomona, 29; 6. Wabash, 26; 7. Cal St. Northridge, 22; 8. (tie) Adelphi, C.W. Post and Cal St. Hayward, 21; 11. Humboldt St., 18; 12. Lincoln (Mo.), 17; 13. (tie) Northern Colo. and Southern Conn. St., 16; 15. (tie) Ashland, Cal Poly and Cal St. Fullerton, 14; 18. South Dakota St., 11; 19. (tie) UC Riverside, East Stroudsburg, Kentucky St., Montclair St., Oswego St., St. John's (Minn.) and Southwest Mo. St., 10; 26. (tie) Denison and Northern Iowa, 8; 28. (tie) Oberlin and Springfield, 7; 30. (tie) Baldwin-Wallace, Fisk, Neb. Wesleyan, North Dakota St. and Puget Sound, 6; 35. (tie) Central Conn. St., San Fran. St., Rhodes, Western Ill. and Western St., 4; 40. Seattle Pacific, 3; 41. (tie) Indiana (Pa.), Lock Haven, Luther, Millersville, St. Cloud St., Widener and Wm. Paterson, 2; 48. (tie) Akron and Mt. St. Mary's, 1.

1973: 1. Norfolk St., 54; 2. Lincoln (Mo.), 48; 3. Eastern Ill., 45; 4. Cal St. Fullerton, 40; 5. Cal St. Hayward, 32; 6. Cal Poly Pomona, 29; 7. Cal St. Northridge, 25; 8. (tie) Ashland and Truman, 22; 10. Cal Poly, 19; 11. Southern U., 18; 12. (tie) UC Davis, Mount Union and Western Ill., 16; 15. (tie) Northern Iowa and Seattle Pacific, 14; 17. Cal St. Chico, 13; 18. (tie) Humboldt St., MIT and McDaniel, 12; 21. (tie) Denison and Springfield, 11; 23. (tie) Adelphi, Fisk, Ill.-Chicago, St. Olaf and South Dakota St.,10; 28. Minn. St. Mankato, 9; 29. (tie) C.W. Post, Central Conn. St. and Puget Sound, 8; 32. (tie) Brandeis, Cleveland St., Tufts and Wm. Paterson, 6; 36. Westmont, 5½; 37. New Paltz St., 5; 38. (tie) UC Riverside, Indiana (Pa.) and Southern Conn. St., 4; 41. (tie) East Stroudsburg, Hartwick, Mt. St. Mary's, North Dakota St., Siena, Slippery Rock and Union, 2; 48. UC Irvine, 1½; 49. (tie) Augustana (S.D.), Central (Iowa), Kentucky St., Northern Colo. and Oswego St., 1.

1974: 1. (tie) Eastern Ill. and Norfolk St., 51; 3. Cal Poly, 48½; 4. Cal St. Northridge, 48; 5. (tie) Cal St. Fullerton and Northern Iowa, 28; 7. Southeastern La., 22; 8. Southern U., 21; 9. Cal St. Hayward, 20½; 10. Truman, 20; 11. Lincoln (Mo.), 19; 12. C.W. Post, 18; 13. (tie) Adelphi, Bowdoin, Cal St. Chico and Humboldt St., 16; 17. (tie) Catholic, Prairie View and Southwest Mo. St., 14; 20. San Fran. St., 12; 21. (tie) Seattle Pacific and South Dakota St., 11; 23. (tie) UC Davis, Grambling, Minn. St. Mankato and Western Caro., 10; 27. (tie) Central Mo. St. and Sacramento St., 9; 29. (tie) East Stroudsburg, North Dakota St., Puget Sound and Slippery Rock, 8; 33. St. Thomas (Minn.), 6½; 34. (tie) Southeast Mo. St., Springfield and Tufts, 6; 37. Western Ill., 4½; 38. (tie) UC Irvine, Fayetteville St. and Kentucky St., 4; 41. (tie) Indianapolis, Mt. St. Mary's, Roanoke, Colorado St.-Pueblo and SIU Edwardsville, 1.

1975: 1. Cal St. Northridge, 57; 2. Southeastern La., 50; 3. Cal Poly, 45; 4. Lincoln (Mo.), 41; 5. UC Irvine, 37; 6. Cal Poly Pomona, 33; 7. Cal St. Hayward, 31; 8. Eastern Ill., 27; 9. Adelphi, 26; 10. Kentucky St., 22; 11. Sacramento St., 21; 12. Catholic, 20; 13. (tie) Minn. St. Mankato and Mt. St. Mary's, 18; 15. UC Davis, 16; 16. Southern Conn. St., 15; 17. (tie) Central Mo. St., Springfield, Wayne St. (Mich.), West Ga. and Western Ill., 12; 22. (tie) Norfolk St., Puget Sound, San Fran. St. and Siena, 10; 26. (tie) C.W. Post, Cameron, North Dakota St. and South Dakota St., 8; 30. Bloomsburg, 7; 31. (tie) Slippery Rock and Southwest Mo. St., 6; 33. (tie) East Stroudsburg and Edinboro, 4; 35. Salisbury, 3; 36. (tie) Cal St. Bakersfield, Ill.-Chicago, Indianapolis and North Dakota, 2; 40. (tie) Neb.-Omaha, Northern Iowa and Northwest Mo. St., 1.

1976: 1. UC Irvine, 56; 2. Eastern Ill., 39; 3. (tie) Adelphi and Cal St. Northridge, 35; 5. Cal St. Hayward, 34; 6. Kentucky St., 29; 7. Southwest Mo. St., 28; 8. Northwestern St., 25; 9. Norfolk St., 22; 10. C.W. Post, 21; 11. Cal St. L.A., 20; 12. UNC Pembroke, 19; 13. Western Ill., 18; 14. (tie) Mt. St. Mary's, Southeast Mo. St. and Southeastern La., 16; 17. (tie) East Stroudsburg, Minn. St. Mankato, North Dakota St. and Salisbury, 12; 21. (tie) Central Mo. St. and Southern Conn. St., 11; 23. (tie) Fayetteville St., Mississippi Col., St. Cloud St. and Truman, 10; 27. (tie) Catholic and Ill.-Chicago, 9; 29. (tie) Cal Poly, Cal St. Bakersfield, Cal St. Chico and Lincoln (Mo.), 8; 33. (tie) Indiana (Pa.), Southern U. and Virginia St., 7; 36. (tie) Chapman and Sacramento St., 6; 38. South Dakota, 5; 39. (tie) UC Davis, Delta St. and South Dakota St., 4; 42. Northern Iowa, 3; 43. (tie) Edinboro, Wayne St. (Mich.) and West Va. Wesleyan, 2; 46. (tie) Cal Poly Pomona, James Madison and West Ga., 1.

1977: 1. Cal St. Hayward, 66; 2. UC Irvine, 58; 3. Cal St. L.A., 51; 4. Adelphi, 46; 5. Western Ill., 32; 6. Virginia St., 27; 7. Eastern Ill., 25; 8. Cal Poly Pomona, 22; 9. Kentucky St., 20; 10. (tie) Edinboro and Northern Iowa, 19; 12. (tie) Central Mo. St. and Southeastern La., 18; 14. (tie) Minn. St. Moorhead and Southeast Mo. St., 16; 16. UC Riverside, 12; 17. (tie) Bloomsburg and Southern Conn. St., 11; 19. (tie) Cal Poly, East Stroudsburg, Indianapolis, Mt. St. Mary's, North Dakota St. and Southern U., 10; 25. (tie) Cal St. Chico, South Dakota and Truman, 9; 28. (tie) Minn. St. Mankato and Mississippi Col., 8; 30. (tie) Cal St. Northridge, Delta St., Shippensburg, Troy St. and Wright St., 6; 35. (tie) Ill.-Chicago and Lincoln (Mo.), 5; 37. (tie) UC Davis, Neb.-Omaha and San Fran. St., 4; 40. (tie) St. Cloud St., Southwest Mo. St. and Springfield, 2; 43. (tie) Cal St. Bakersfield, North Dakota and Sacramento St., 1.

1978: 1. Cal St. L.A., 70; 2. Cal Poly, 59½; 3. Western Ill., 33; 4. Mississippi Col., 30; 5. UNC Pembroke, 26; 6. Cal St. Hayward, 25½; 7. (tie) Adelphi and Southeastern La., 24; 9. Northern Iowa, 22½; 10.

Virginia St., 22; 11. (tie) Cal St. Northridge and Prairie View, 20; 13. Eastern Ill., 17; 14. (tie) Florida A&M and Mass.-Lowell, 15; 16. Central Conn. St., 14; 17. (tie) Bloomsburg, Mt. St. Mary's, Norfolk St., St. Augustine's and Shippensburg, 12; 22. (tie) Albany St. (Ga.) and Indiana (Pa.), 11; 24. (tie) Chapman and Kentucky St., 10; 26. (tie) Cal Poly Pomona, Central Mo. St., East Stroudsburg, Neb.-Omaha, North Dakota St. and South Dakota, 8; 32. (tie) UC Davis and Springfield, 7; 34. (tie) Cal St. Bakersfield, Indianapolis, Morgan St., Roanoke, SIU Edwardsville and Southwest Mo. St., 6; 40. Truman, 5½; 41. (tie) Lincoln (Mo.) and Wright St., 2; 43. (tie) C.W. Post, Pitt.-Johnstown, Southeast Mo. St. and Winona St., 1.

1979: 1. Cal Poly, 95; 2. Cal St. Northridge, 51; 3. Prairie View, 39; 4. Cal St. Hayward, 38⅔; 5. Northern Iowa, 37½; 6. Adelphi, 30; 7. Cal St. L.A., 29; 8. Western Ill., 25; 9. Truman, 24; 10. Eastern Ill., 21½; 11. (tie) UC Riverside, Central Conn. St. and Mississippi Col., 20; 14. (tie) Ill.-Chicago and North Dakota St., 16; 16. South Dakota, 12; 17. (tie) C.W. Post and Minn. St. Moorhead, 10; 19. (tie) Indianapolis and St. Augustine's, 9; 21. (tie) Central Mo. St., Mass.-Lowell, New Haven, Northwest Mo. St. and Southern Conn. St., 8; 26. (tie) Bellarmine, East Stroudsburg, UNC Pembroke, Sacramento St., South Dakota St., Troy St. and Wayne St. (Mich.), 6; 33. (tie) Mt. St. Mary's, Shippensburg, Southeastern La. and Springfield, 4; 37. Albany St. (Ga.), 3; 38. (tie) Chicago St., Delta St., Eastern Wash., Norfolk St., Neb.-Omaha and West Va. Wesleyan, 2; 44. Minn. St. Mankato, 1½; 45. (tie) Cal St. Bakersfield, Hampton and Lincoln (Mo.), 1; 48. West Ga., ½; 49. Bethune-Cookman, ⅓.

1980: 1. Cal Poly, 53; 2. Cal St. L.A., 48; 3. Morgan St., 39; 4. Eastern Wash., 31; 5. Prairie View, 30; 6. C.W. Post, 28; 7. Adelphi, 27; 8. Cal St. Northridge, 23; 9. Cal St. Bakersfield, 21; 10. (tie) UC Riverside and Cal St. Hayward, 16; 12. (tie) Mass.-Lowell, Minn. St. Mankato and North Dakota St., 14; 15. (tie) Cal Poly Pomona and South Dakota, 13; 17. (tie) Chapman, St. Augustine's and Southern Conn. St., 12; 20. (tie) Central Conn. St., Eastern Ill., Ill.-Chicago, Mt. St. Mary's, UNC Pembroke, Springfield, Virginia St., Wayne St. (Mich.) and Western Ill., 10; 29. (tie) Indianapolis and Troy St., 9; 31. (tie) Bethune-Cookman, Central Mo. St., Edinboro and West Ga., 8; 35. Southeastern La., 7; 36. (tie) Bloomsburg, Hartwick, Norfolk St., Shippensburg, Truman and West Va. Wesleyan, 6; 42. (tie) Akron, Neb.-Omaha, Northern Iowa and Tuskegee, 4; 46. Indiana (Pa.), 3; 47. Winona St., 2; 48. (tie) Ferris St., Lincoln (Mo.), Morehouse and Sacramento St., 1.

1981: 1. Cal Poly, 92; 2. Southern Conn. St., 39; 3. UC Riverside, 33; 4. Mt. St. Mary's, 32; 5. Cal St. Northridge, 28; 6. Cal St. Hayward, 26; 7. St. Augustine's, 21; 8. (tie) Minn. St. Mankato and Southeast Mo. St., 20; 10. (tie) St. Cloud St. and Tuskegee, 19; 12. Virginia St., 18; 13. (tie) Adelphi, Eastern Ill. and Tex. A&M-Kingsville, 16; 16. (tie) Cal Poly Pomona, Central Mo. St. and Humboldt St., 14; 19. Indianapolis, 13; 20. (tie) UC Davis, Eastern Wash. and Norfolk St., 12; 23. (tie) Northwood and Western Ill., 11; 25. (tie) C.W. Post, UNC Pembroke and Northern Colo., 10; 28. (tie) Cal St. L.A. and Edinboro, 9; 30. Troy St., 8; 31. South Dakota St., 7; 32. (tie) Cal St. Chico, Chapman, Ferris St., Mass.-Lowell and NYIT, 6; 37. (tie) Ill.-Chicago, Lincoln (Mo.), Morgan St. and Wayne St. (Mich.), 4; 41. (tie) Cal St. Bakersfield, Central Conn. St., East Stroudsburg, Pratt and Shippensburg, 2; 46. (tie) Indiana (Pa.), Kentucky St., Millersville and Mississippi Col., 1.

1982: 1. Abilene Christian, 121; 2. Cal Poly, 94½; 3. Cal St. Northridge, 83; 4. Cal St. L.A., 80; 5. Angelo St., 76; 6. Southern Conn. St., 64; 7. Saginaw Valley, 61½; 8. UC Riverside, 57; 9. Cal St. Bakersfield, 51; 10. Cal St. Hayward, 48; 11. (tie) Southeast Mo. St. and Tex. A&M-Kingsville, 46; 13. (tie) Adelphi and Humboldt St., 40; 15. Cal St. Chico, 38; 16. Mt. St. Mary's, 36; 17. (tie) Morgan St. and Tuskegee, 35; 19. Norfolk St., 30; 20. (tie) Indianapolis and Virginia St., 27; 22. (tie) UC Davis, Cal Poly Pomona and St. Augustine's, 25; 25. UNC Pembroke, 23; 26. (tie) Edinboro, St. Cloud St. and Truman, 20; 29. East Stroudsburg, 19; 30. Lincoln (Mo.), 18; 31. (tie) C.W. Post, Mississippi Col. and Northern Colo., 17; 34. Neb.-Omaha, 16½; 35. (tie) Minn. St. Mankato and Shippensburg, 16; 37. Morehouse, 14½; 38. (tie) Southwest Mo. St. and Troy St., 14; 40. (tie) Northwest Mo. St., Sacramento St. and Sam Houston St., 12; 43. (tie) Augustana (S.D.) and NYIT, 11; 45. (tie) Hampton, Pitt.-Johnstown and Portland St., 10; 48. (tie) Kentucky St., Millersville, North Dakota St. and South Dakota St., 9; 52. (tie) Bellarmine, Eastern Wash., Colorado St.-Pueblo, Wayne St. (Mich.) and West Ga., 8; 57. Springfield, 7; 58. (tie) Fort Valley St. and Mass.-Lowell, 5; 60. (tie) Calif. (Pa.) and Indiana (Pa.), 4; 62. (tie) New Haven and Southern Ore., 3; 64. South Dakota, 2.

1983: 1. Abilene Christian, 169½; 2. Angelo St., 145; 3. (tie) Cal Poly and St. Augustine's, 117½; 5. Southeast Mo. St., 83; 6. Cal St. Bakersfield, 53; 7. Cal St. Northridge, 50; 8. (tie) Cal St. Hayward and Morgan St., 48½; 10. Cal St. L.A., 43; 11. Tex. A&M-Commerce, 39½; 12. Texas St., 35; 13. UC Riverside, 33; 14. (tie) Norfolk St. and North Dakota St., 32; 16. Northwest Mo. St., 31; 17. Southern Conn. St., 30; 18. (tie) Eastern Wash. and Humboldt St., 28; 20. Adelphi, 27; 21. Mt. St. Mary's, 25; 22. (tie) Northwood, Slippery Rock and Virginia St., 24; 25. (tie) Sacramento St., South Dakota St. and Truman, 23; 28. Morehouse, 22; 29. Cal St. Chico, 21; 30. (tie) Calif. (Pa.) and Northern Colo., 19; 32. (tie) UC Davis, Indianapolis and NYIT, 18; 35. Indiana (Pa.), 17; 36. Ferris St., 15; 37. Mississippi Col., 14; 38. (tie) Pratt and South Dakota, 13; 40. (tie) Mass.-Lowell, Shippensburg, Troy St. and West Ga., 12; 44. Southern Ind., 11; 45. Edinboro, 10; 46. (tie) Augustana (S.D.), C.W. Post, Keene St. and San Fran. St., 8; 50. Central Conn. St., 7; 51. (tie) Lincoln (Mo.), Neb.-Omaha and Pitt.-Johnstown, 6; 54. (tie) Chapman and St. Cloud St., 5; 56. Central Mo. St., 4; 57. Elizabeth City St., 3; 58. Philadelphia U., 2; 59. (tie) Delta St. and Seattle Pacific, 1.

1984: 1. Abilene Christian, 246; 2. Angelo St., 129; 3. Southeast Mo. St., 121½; 4. Cal St. Northridge, 93; 5. St. Augustine's, 92½; 6. Morgan St., 69; 7. Hampton, 62; 8. Mt. St. Mary's, 59; 9. Cal St. Bakersfield, 55; 10. (tie) Cal St. Hayward, North Dakota St. and Shippensburg, 42; 13. Cal Poly Pomona, 41; 14. Texas St., 36; 15. Mass.-Lowell, 35; 16. South Dakota St., 29; 17. Southern Conn. St., 28; 18. (tie) Albany St. (Ga.), UC Davis, Indianapolis and Truman, 25; 22. Stephen F. Austin, 20; 23. Elizabeth City St., 18; 24. (tie) NYIT, North Dakota and Tex. A&M-Kingsville, 16; 27. (tie) Calif. (Pa.) and Northwest Mo. St., 15; 29. (tie) Minn. St. Mankato, San Fran. St. and Troy St., 13; 32. (tie) UC Riverside, Cal St. Chico, Central Conn. St. and Kutztown, 12; 36. (tie) Keene St. and Neb.-Omaha, 11; 38. (tie) Augustana (S.D.), Edinboro, Millersville and Portland St., 10; 42. (tie) Cal Poly, Norfolk St., St. Cloud St. and Virginia St., 9; 46. (tie) East Stroudsburg and N.C. Central, 8; 48. (tie) Central Mo. St. and Howard Payne, 6; 50. (tie) Ashland, Bentley, Cal St. L.A., UMBC and Slippery Rock, 5; 55. (tie) Indiana (Pa.), Liberty and Southern Ind., 3; 58. (tie) Ferris St. and Mississippi Col., 2; 60. (tie) New Haven, Sacramento St. and Tex. A&M-Commerce, 1.

1985: 1. Abilene Christian, 170½; 2. Tex. A&M-Commerce, 64; 3. St. Augustine's, 53; 4. Cal St. Bakersfield, 49; 5. Southeast Mo. St., 48; 6. Mt. St. Mary's, 46; 7. Cal St. Northridge, 41; 8. Hampton, 37; 9. Cal St. L.A., 33; 10. South Dakota St., 21; 11. Southern Conn. St., 18; 12. Edinboro, 17; 13. North Dakota St., 16; 14. St. Cloud St., 14; 15. Angelo St., 13; 16. (tie) Cal Poly and Cal St. Dom. Hills, 11; 18. Elizabeth City St., 10½; 19. (tie) Ashland, Central Conn. St., NYIT and Sacramento St., 10; 23. Tex. A&M-Kingsville, 8½; 24. (tie) Dist. Columbia, North Dakota and San Fran. St., 8; 27. (tie) Indiana (Pa.), Mass.-Lowell and Wayne St. (Mich.), 6; 30. Augustana (S.D.), 5½; 31. (tie) Minn. St. Mankato, Northwest Mo. St. and Troy St., 5; 34. (tie) Shippensburg and Truman, 4; 36. (tie) East Stroudsburg, Keene St., Morehouse, UNC Pembroke and Springfield, 3; 41. (tie) C.W. Post, UC Davis, Cal St. Hayward and Central St., 2; 45. (tie) South Dakota and Stephen F. Austin, 1.

1986: 1. Abilene Christian, 142; 2. Southeast Mo. St., 60; 3. Cal St. L.A., 59; 4. St. Augustine's, 51; 5. Angelo St., 50; 6. Tex. A&M-Commerce, 42; 7. Mt. St. Mary's, 36; 8. Cal St. Bakersfield, 28; 9. Sacramento St., 24; 10. Edinboro, 23; 11. Cal Poly, 21; 12. Ashland, 20; 13. (tie) Hampton and South Dakota St., 17; 15. UC Davis, 16½; 16. (tie) Indianapolis, North Dakota, Southern Conn. St. and Tex. A&M-Kingsville, 13; 20. N.C. Central, 11½; 21. (tie) NYIT and San Fran. St., 10; 23. (tie) Indiana (Pa.) and Morehouse, 9; 25. (tie) Liberty, Mass.-Lowell and Northwest Mo. St., 8; 28. (tie) Alabama A&M and Troy St., 7; 30. (tie) Kutztown and Shippensburg, 6; 32. (tie) Cal St. Northridge, Keene St. and Slippery Rock, 5; 35. (tie) C.W. Post, Cal Poly Pomona, Cal St. Chico and Lincoln (Mo.), 4; 39. (tie) Howard Payne, Millersville, Minn. St. Mankato and North Dakota St., 3; 43. (tie) Mo.-Rolla, Springfield and West Ga., 2; 44. (tie) Clarion, Dist. Columbia, Humboldt St. and Stephen F. Austin, 1.

1987: 1. Abilene Christian, 127; 2. Southeast Mo. St., 93; 3. St. Augustine's, 79; 4. Mt. St. Mary's, 61½; 5. Cal St. L.A., 33; 6. Angelo St., 31½; 7. Cal Poly, 24; 8. (tie) UC Davis, Cal St. Northridge and Northwest Mo. St., 20; 11. (tie) Indiana (Pa.) and Troy St., 19; 13. (tie) Norfolk St. and North Dakota, 18; 15. (tie) Cal St. Bakersfield and Clark Atlanta, 17; 17. Edinboro, 16; 18. Lincoln (Mo.), 15; 19. (tie) Cal Poly Pomona and South Dakota St., 12; 21. Cal St. Chico, 11; 22. (tie) Keene St. and North Dakota St., 10; 24. Sonoma St., 9; 25. (tie) Minn. St. Mankato, NYIT, Slippery Rock and Tex. A&M-Kingsville, 8; 29. Shippensburg, 6½; 30. (tie) Ashland, N.C. Central and West Chester, 6; 33. (tie) Ferris St., Liberty, Northern Colo., Sacramento St. and Seattle Pacific, 5; 38. Central Mo. St., 4½; 39. C.W. Post, 4; 40. (tie) Hampton and Mass.-Lowell, 3; 42. (tie) Bentley, Colorado Mines and East Stroudsburg, 2; 45. (tie) Indianapolis and Southern Conn. St., 1.

1988: 1. Abilene Christian, 112; 2. St. Augustine's, 75; 3. Angelo St., 70½; 4. Cal Poly, 55½; 5. Cal St. L.A., 38½; 6. Troy St., 36; 7. Southeast Mo. St., 33½; 8. North Dakota St., 30; 9. Cal St. Northridge, 29; 10. Mt. St. Mary's, 28; 11. NYIT, 23; 12. Ashland, 22; 13. Edinboro, 20; 14. North Dakota, 18; 15. (tie) Cal Poly Pomona and Sacramento St., 15; 17. Indiana (Pa.), 14; 18. Northwest Mo. St., 13; 19. Northern Colo., 12; 20. (tie) Cal St. Bakersfield, Liberty, Morningside and St. Cloud St., 11; 24. (tie) Ferris St. and Hampton, 9; 26. (tie) Dist. Columbia, Keene St. and Shippensburg, 8; 29. (tie) Cal St. Chico and Virginia Union, 7; 31. (tie) Lewis, Minn. St. Mankato, Mississippi Col. and South Dakota St., 5; 35. (tie) UC Davis, East Stroudsburg, Philadelphia U., Sonoma St. and Southern Conn. St., 4; 40. (tie) Bentley, Indianapolis, Slippery Rock and SIU Edwardsville, 3; 44. (tie) Springfield and Virginia St., 2; 46. Portland St., 1.

1989: 1. St. Augustine's, 107½; 2. Angelo St., 84; 3. Cal St. L.A., 39; 4. Abilene Christian, 37; 5. South Dakota St., 33; 6. Southeast Mo. St., 30; 7. (tie) Cal Poly and North Dakota St., 29; 9. (tie) Cal Poly Pomona and Cal St. Northridge, 25; 11. Cal St. Bakersfield, 24; 12. Minn. St. Mankato, 23; 13. (tie) NYIT and Sacramento St., 22; 15. (tie) Morehouse and Northern Colo., 21; 17. Ashland, 20; 18. Northwest Mo. St., 19; 19. North Dakota, 18; 20. Edinboro, 17; 21. (tie) Dist. Columbia and Hampton, 14; 23. Virginia St., 12; 24. Cal St. Chico, 11; 25. (tie) Colorado Mines and Keene St., 10; 27. Ferris St., 9; 28. Cal St. Hayward, 8½; 29. (tie) UC Davis, St. Cloud St. and Slippery Rock, 8; 32. Indiana (Pa.), 7; 33. Mississippi Col., 6; 34. Truman, 5; 35. (tie) Bentley, Lincoln (Mo.) and Sonoma St., 4; 38. (tie) East Stroudsburg, Mo.-Rolla and Philadelphia U., 3; 41. (tie) UC Riverside and Indianapolis, 2; 43. (tie) Central Mo. St., Humboldt St. and Millersville, 1.

1990: 1. St. Augustine's, 111; 2. Cal St. Northridge, 60; 3. Hampton, 56; 4. Cal Poly, 54; 5. Cal St. L.A., 49; 6. Abilene Christian, 37; 7. Ferris St., 33; 8. Morehouse, 32; 9. (tie) Angelo St. and NYIT, 30; 11. (tie) Edinboro and Southeast Mo. St., 29; 13. UC Davis, 27; 14. Indiana (Pa.), 24; 15. North Dakota St., 20; 16. Truman, 19; 17. Northwest Mo. St., 17; 18. Humboldt St., 13; 19. C.W. Post, 12; 20. San Fran. St., 10; 21. Cal St. Bakersfield, 9; 22. (tie) Michigan Tech, North Dakota, Shippensburg and South Dakota St., 8; 26. (tie) Indianapolis, Lock Haven and Pittsburg St., 7; 29. Northern Colo., 6; 30. (tie) Augustana (S.D.) and Virginia St., 5; 32. (tie) Ashland, Cal St. Chico, Kutztown and Mass.-Lowell, 4; 36. (tie) Central Okla., Lincoln (Mo.), Morningside, Slippery Rock and Sonoma St., 3; 41. Minn. St. Mankato, 2½; 42. (tie) Central Mo. St., Millersville, Minn. Duluth, Philadelphia U. and Tex. A&M-Commerce, 2; 47. Southern Conn. St., 1½; 48. (tie) Cal St. Stanislaus, Lewis and Saginaw Valley, 1.

1991: 1. St. Augustine's, 120; 2. Angelo St., 63½; 3. Hampton, 52; 4. Cal Poly, 45½; 5. NYIT, 33; 6. (tie) Cal St. L.A. and North Dakota St., 27; 8. Southeast Mo. St., 25; 9. Norfolk St., 24; 10. Abilene Christian, 23; 11. Sonoma St., 21; 12. (tie) Cal Poly Pomona and Cal St. Bakersfield, 20; 14. Shippensburg, 18; 15. (tie) Edinboro, Morehouse and Northwest Mo. St., 17; 18. (tie) UC Davis and Northern Colo., 15; 20. (tie) Cal St. Hayward and Seattle Pacific, 14; 22. Pittsburg St., 13; 23. (tie) Cal St. Chico, Indiana (Pa.), South Dakota St. and Southern Conn.

St., 11; 27. San Fran. St., 10; 28. (tie) Kutztown and West Chester, 8; 30. (tie) Minn. St. Mankato and Virginia St., 7; 32. (tie) Ashland, Augustana (S.D.), Kentucky St., Neb.-Kearney, N.C. Central, Queens (N.Y.) and Truman, 6; 39. (tie) Indianapolis and Sacramento St., 5; 41. (tie) Bentley, Millersville, Mississippi Col., St. Cloud St. and Tex. A&M-Commerce, 4; 46. (tie) Central Mo. St., Humboldt St. and Portland St., 3; 49. (tie) Mass.-Lowell and North Dakota, 2; 51. (tie) Cal St. Stanislaus, Ferris St. and South Dakota, 1.

1992: 1. St. Augustine's, 95; 2. Abilene Christian, 63; 3. Cal St. L.A., 57½; 4. Angelo St., 53; 5. (tie) Cal Poly and Cal St. Bakersfield, 40; 7. Indianapolis, 25; 8. Slippery Rock, 22; 9. Johnson Smith, 21; 10. (tie) Alabama A&M and Indiana (Pa.), 20; 12. (tie) Mass.-Lowell, Shippensburg and Southern Conn. St., 18; 15. Lincoln (Mo.), 16; 16. (tie) C.W. Post, Humboldt St. and South Dakota, 15; 19. (tie) Cal Poly Pomona and Northern Colo., 13; 21. (tie) Edinboro and Minn. St. Mankato, 12; 23. (tie) Cal St. Chico, Central Mo. St. and Minn. Duluth, 11; 26. (tie) Portland St., St. Cloud St. and Seattle Pacific, 10; 29. Norfolk St., 9; 30. (tie) Augustana (S.D.), East Stroudsburg and Kentucky St., 8; 33. (tie) Hampton, San Fran. St. and South Dakota St., 7; 36. (tie) Bentley, Sonoma St., Colorado St.-Pueblo and Troy St., 6; 40. (tie) UC Davis, Cal St. Stanislaus and Pittsburg St., 5; 43. (tie) UC Riverside, Morehouse, North Dakota St., Northwest Mo. St. and Southern Ind., 4; 48. (tie) Mo. Southern St. and Queens (N.Y.), 3; 50. Central Okla., 2; 51. Tex. A&M-Commerce, 1½; 52. (tie) Cal St. Hayward, Ferris St., Kutztown, Neb.-Kearney and St. Joseph's (Ind.), 1.

1993: 1. St. Augustine's, 116; 2. Abilene Christian, 107; 3. Adams St., 64; 4. Tex. A&M-Kingsville, 48; 5. Angelo St., 46; 6. Cal Poly, 41; 7. Western St., 37; 8. NYIT, 32; 9. Alabama A&M, 28; 10. Minn. Duluth, 23; 11. St. Cloud St., 20; 12. Cal St. Stanislaus, 19; 13. (tie) Cal St. Chico and Edinboro, 15; 15. North Dakota St., 14; 16. Central Mo. St., 12; 17. UC Davis, 11; 18. (tie) Indiana (Pa.) and Lewis, 10; 20. Kentucky St., 9; 21. (tie) UC Riverside, Cal Poly Pomona, Pittsburg St. and Slippery Rock, 8; 25. Mississippi Col., 7½; 26. Indianapolis, 7; 27. (tie) Ashland, Cal St. Bakersfield, Cal St. L.A., Ferris St., Minn. St. Mankato, Northern Colo. and Truman, 6; 34. (tie) Bentley, C.W. Post and Troy St., 5; 37. (tie) Lincoln (Mo.) and Saginaw Valley, 4; 39. Southern Conn. St., 3½; 40. (tie) Hampton, Kutztown and South Dakota, 3; 43. (tie) Fort Hays St., Mo.-Rolla, Mo. Southern St., South Dakota St., Colorado St.-Pueblo and Virginia St., 2; 49. (tie) Augustana (S.D.), Bloomsburg, Chadron St., Fort Valley St. and Hillsdale, 1.

(Note: Standings adjusted due to a student-athlete from Cal St. L.A. being declared ineligible.)

1994: 1. St. Augustine's, 118; 2. Abilene Christian, 117; 3. Ashland, 46; 4. Cal St. Stanislaus, 39; 5. Adams St., 37; 6. Lewis, 34; 7. Alabama A&M, 32; 8. Central Mo. St., 27; 9. NYIT, 24; 10. Cal St. L.A., 22½; 11. Angelo St., 20; 12. Cal St. Chico, 19; 13. Cal St. Bakersfield, 17; 14. Cal Poly, 12½; 15. (tie) South Dakota and South Dakota St., 11; 17. (tie) Cal Poly Pomona, Emporia St., Fort Valley St., Indianapolis, Johnson Smith and Southern Conn. St., 10; 23. Mississippi Col., 9½; 24. North Dakota St., 9; 25. (tie) Hampton, Mo. Southern St. and Northwest Mo. St., 8; 28. (tie) Morningside and Seattle Pacific, 7; 30. (tie) Augustana (S.D.), UC Davis, UC Riverside, Kentucky St., Lock Haven and St. Cloud St., 6; 36. (tie) Pittsburg St., Tex. A&M-Commerce and Tex. A&M-Kingsville, 5; 39. (tie) Chadron St., Edinboro, Indiana (Pa.), Mo.-Rolla, Neb.-Kearney, N.C. Central, Northern Colo., Slippery Rock, Southern Ind., Truman and Western St., 4; 50. Minn. St. Mankato, 3½; 51. (tie) Albany St. (Ga.), Fort Hays St. and Norfolk St., 3; 54. (tie) Calif. (Pa.), Morehouse and Virginia St., 2; 57. Central Okla., 1.

1995: 1. St. Augustine's, 140½; 2. Abilene Christian, 95; 3. Cal St. Bakersfield, 40; 4. Ashland, 35; 5. Pittsburg St., 33; 6. Angelo St., 32½; 7. (tie) Cal St. L.A. and North Dakota St., 29; 9. Emporia St., 28; 10. Central Mo. St., 27½; 11. Alabama A&M, 27; 12. Lewis, 22; 13. Adams St., 21; 14. Western St., 19; 15. (tie) Indianapolis and Tex. A&M-Kingsville, 18; 17. Portland St., 17; 18. (tie) Minn. St. Mankato, NYIT and Southern Conn. St., 14; 21. Morehouse, 12; 22. UC Davis, 11; 23. South Dakota St., 10; 24. Cal Poly Pomona, 9; 25. (tie) Edinboro, Morningside and Neb.-Kearney, 8; 28. (tie) Augustana (S.D.), Cal St. Stanislaus, Indiana (Pa.), Saginaw Valley, St. Cloud St. and Shippensburg, 6; 34. Albany St. (Ga.), 5½; 35. (tie) Kutztown and Norfolk St., 5; 37. (tie) Morris Brown, Slippery Rock and South Dakota, 4; 40. North Dakota, 3; 41. (tie) UC Riverside, Mo. Southern St. and Tex. A&M-Commerce, 2; 44. (tie) Northern Colo., San Fran. St. and Seattle Pacific, 1.

1996: 1. Abilene Christian, 149; 2. St. Augustine's, 77½; 3. Angelo St., 58½; 4. Cal St. L.A., 52; 5. Central Mo. St., 29; 6. Ashland, 27; 7. (tie) Emporia St. and Lewis, 25; 9. Morehouse, 24; 10. Edinboro, 23½; 11. Pittsburg St., 23; 12. NYIT, 20; 13. (tie) Morningside and Tex. A&M-Commerce, 18; 15. (tie) Adams St. and Western St., 17; 17. Tex. A&M-Kingsville, 16; 18. (tie) Neb.-Kearney and Northern Colo., 15; 20. (tie) Minn. St. Mankato and North Dakota St., 14; 22. Cal St. Bakersfield, 12½; 23. Southern Conn. St., 12; 24. (tie) Cal Poly Pomona and Truman, 9; 26. (tie) Augustana (S.D.), UC Riverside, Central Okla. and Indianapolis, 8; 30. Cal St. Chico, 7; 31. (tie) Kutztown, Millersville, Seattle Pacific, Slippery Rock and South Dakota, 6; 36. Shippensburg, 5; 37. (tie) UC Davis and South Dakota St., 4; 39. St. Cloud St., 3; 40. (tie) Lincoln (Mo.) and Mass.-Lowell, 2; 42. (tie) Clarion, Indiana (Pa.), Mo. Southern St. and Portland St., 1.

1997: 1. Abilene Christian, 151; 2. Angelo St., 69; 3. Central Mo. St., 40; 4. St. Augustine's, 38; 5. Adams St., 33; 6. Lewis, 32; 7. (tie) Pittsburg St. and Western St., 30; 9. Southern Ind., 24; 10. Cal St. Bakersfield, 22; 11. (tie) Morehouse, NYIT and Slippery Rock, 20; 14. Ashland, 18; 15. (tie) Indianapolis and Shippensburg, 17; 17. Wheeling Jesuit, 16; 18. South Dakota St., 13; 19. Southern Conn. St., 11; 20. (tie) Augustana (S.D.), Mo. Southern St., Morningside and North Dakota St., 10; 24. (tie) UC Davis and Fort Hays St., 9; 26. (tie) Albany St. (Ga.), UC Riverside, Cal St. Chico, Humboldt St., Minn. Duluth and South Dakota, 8; 32. (tie) Cal St. L.A. and St. Cloud St., 7; 34. (tie) Alabama A&M, Edinboro, St. Joseph's (Ind.) and Seattle Pacific, 6; 38. (tie) Emporia St., Morris Brown and Virginia Union, 5; 41. (tie) Lincoln (Mo.), Mass.-Lowell, Minn. St. Mankato and Tarleton St., 4; 45. (tie) Cal Poly Pomona, Central Okla., Neb.-Kearney and Truman, 3; 49. (tie) Indiana (Pa.), New Haven, Northern Colo. and Virginia St., 2; 53. San Fran. St., 1.

1998: 1. St. Augustine's, 97; 2. Abilene Christian, 80; 3. Central Mo. St., 57; 4. Angelo St., 39; 5. Cal St. L.A., 37; 6. (tie) Morehouse and NYIT, 33; 8. Cal St. Bakersfield, 32; 9. Tarleton St., 31; 10. Emporia St., 30; 11. North Dakota St., 25; 12. (tie) Southern Ind. and Western St., 24; 14. Adams St., 21; 15. South Dakota, 19; 16. Pittsburg St., 18; 17. Fort Hays St., 13; 18. (tie) Harding, Southern Conn. St. and Tex. A&M-Kingsville, 12; 21. (tie) Northern Colo., San Fran. St. and Shippensburg, 11; 24. Wheeling Jesuit, 10; 25. Ashland, 9; 26. (tie) Augustana (S.D.), Clark Atlanta, Indiana (Pa.) and Kutztown, 8; 30. Lewis, 7; 31. (tie) Chadron St., Humboldt St. and Wayne St. (Neb.), 6; 34. (tie) Livingstone, North Dakota and Slippery Rock, 5; 37. (tie) Lock Haven, Mo. Southern St., New Haven and South Dakota St., 4; 41. (tie) Edinboro, Kentucky St., Lincoln (Mo.), Minn. St. Mankato and Truman, 3; 46. (tie) Albany St. (Ga.), Bemidji St., UC Davis, Morningside and Neb.-Kearney, 2; 51. (tie) Fort Valley St., Saginaw Valley, St. Joseph's (Ind.) and Seattle Pacific, 1.

1999: 1. Abilene Christian, 93; 2. St. Augustine's, 73; 3. NYIT, 52; 4. Pittsburg St., 39; 5. (tie) Adams St. and Angelo St., 38; 7. Central Mo. St., 37; 8. Cal St. Bakersfield, 35; 9. Morehouse, 33; 10. Western St., 31; 11. Tex. A&M-Kingsville, 29; 12. UC Davis, 26; 13. Lewis, 19; 14. Ashland, 16; 15. (tie) Indiana (Pa.) and Southern Ind., 14; 17. (tie) North Dakota St. and Saginaw Valley, 13; 19. (tie) Emporia St., Lock Haven and San Fran. St., 12; 22. (tie) Cal St. Chico, Edinboro, Northwest Mo. St. and South Dakota St., 11; 26. Tarleton St., 10½; 27. (tie) Mo. Southern St. and Neb.-Kearney, 10; 29. (tie) Cal St. Stanislaus, N.C. Central and Southern Conn. St., 9; 32. (tie) Fort Hays St. and Western Wash., 8; 34. Albany St. (Ga.), 6; 35. (tie) Northern Colo. and Wheeling Jesuit, 5; 37. (tie) Cal Poly Pomona, Clark Atlanta, Minn. St. Mankato and South Dakota, 4; 41. (tie) Colorado Mines, Grand Valley St., Kentucky St. and West Va. Wesleyan, 3; 45. North Dakota, 2½; 46. (tie) UC Riverside, Minn. Duluth, Morningside and Savannah St., 1.

2000: 1. Abilene Christian, 115; 2. St. Augustine's, 71; 3. South Dakota, 48; 4. Adams St., 47; 5. UC Davis, 40; 6. Central Mo. St., 33; 7. Angelo St., 29; 8. Fort Hays St., 27; 9. Western St., 26; 10. Tex. A&M-Kingsville, 25; 11. Morehouse, 23; 12. NYIT, 22; 13. Indiana (Pa.), 18; 14. Pittsburg St., 17; 15. (tie) Ashland and North Dakota St., 16; 17. (tie) Gardner-Webb, Kutztown and Tarleton St., 14; 20. Albany St. (Ga.), 12; 21. Western Wash., 11; 22. (tie) Cal St. Bakersfield, Colorado Mines and Minn. St. Moorhead, 10; 25. (tie) Neb.-Kearney and South Dakota St., 9; 27. (tie) Northern Colo., Northwood, Saginaw Valley, Tex. A&M-Commerce and Truman, 8; 32. (tie) Cal Poly Pomona and Lewis, 7; 34. (tie) Millersville, N.C. Central and Southern Conn. St., 6; 37. (tie) Clarion, UC-Colo. Spgs., Minn. Duluth, Morningside, St. Cloud St. and Wheeling Jesuit, 5; 43. (tie) Mo. Southern St. and North Dakota, 4; 45. (tie) Cal St. Stanislaus and Wis.-Parkside, 3; 47. (tie) Cal St. L.A., Edinboro, Kentucky St., Lock Haven, Mass.-Lowell and Northwest Mo. St., 2; 53. (tie) Cal St. Chico, Emporia St., Hillsdale and Virginia St., 1.

2001: 1. St. Augustine's, 80; 2. Abilene Christian, 59; 3. UC Davis, 51 ½; 4. Central Mo. St., 42; 5. Angelo St., 40; 6. Adams St., 36; 7. Western St., 33; 8. NYIT, 32; 9. Fort Hays St., 30; 10. (tie) Albany St. (Ga.) and Southern Conn. St., 22; 12. Ashland, 21; 13. (tie) Colorado Mines and Morehouse, 19; 15. Lewis, 18; 16. North Dakota St., 17 ½; 17. Emporia St., 17; 18. Kutztown, 16; 19. Tarleton St., 14; 20. (tie) Cal St. Chico, Morningside, Northwest Mo. St., Pittsburg St. and Saginaw Valley, 13; 25. Cal St. Bakersfield, 12; 26. (tie) Indiana (Pa.), Kentucky St. and N.C. Central, 10; 29. (tie) UC San Diego, Mo. Southern St., South Dakota and Tex. A&M-Commerce, 9; 33. (tie) UC-Colo. Spgs. and Indianapolis, 8; 35. (tie) Livingstone and Neb.-Kearney, 7; 37. West Va. Wesleyan, 6; 38. (tie) Wheeling Jesuit and Wis.-Parkside, 5; 40. (tie) Grand Valley St., North Dakota, Northern Colo., Truman and West Chester, 4; 45. (tie) Cal St. L.A., Clark Atlanta and Virginia St., 3; 48. (tie) Bemidji St., Central Okla., Central Wash. and Edinboro, 2; 52. (tie) North Fla., Shippensburg and Western Ore., 1.

2002: 1. Abilene Christian, 91; 2. St. Augustine's, 88; 3. Western St., 63; 4. Tarleton St., 38; 5. N.C. Central, 28; 6. Angelo St., 27; 7. (tie) Fort Hays St. and NYIT, 26; 9. Tex. A&M-Kingsville, 25; 10. Northwest Mo. St., 24; 11. Adams St., 23; 12. Kutztown, 21; 13. Pittsburg St., 19; 14. (tie) Central Mo. St. and Indiana (Pa.), 18; 16. Cal St. Bakersfield, 17; 17. (tie) North Fla., South Dakota and Tex. A&M-Commerce, 16; 20. Morehouse, 14 ½; 21. Cal St. Stanislaus, 14; 22. Mo. Southern St., 13; 23. Lewis, 12 ⅓; 24. (tie) Cal Poly Pomona and Truman, 12; 26. (tie) UC Davis and Neb.-Kearney, 11; 28. Cal St. Chico, 10; 29. Edinboro, 9; 30. Wheeling Jesuit, 8 ½; 31. (tie) Lock Haven and Northwood, 8; 33. Lincoln (Mo.), 7; 34. North Dakota St., 6 ⅓; 35. Albany St. (Ga.), 6; 36. (tie) Colorado Mines and Indianapolis, 5; 38. Wis.-Parkside, 4 ½; 39. (tie) Ashland, Augustana (S.D.), Livingstone, Northern Colo. and Southern Conn. St., 4; 44. (tie) UC San Diego, Humboldt St. and Western Ore., 3; 47. Saginaw Valley, 2 ½; 48. Grand Valley St., 2 ⅓; 49. (tie) Cal St. L.A. and East Stroudsburg, 2; 51. (tie) Millersville and Seattle Pacific, 1.

2003: 1. Abilene Christian, 102; 2. St. Augustine's, 69; 3. Western St., 64; 4. UC Davis, 45; 5. (tie) Fort Hays St. and Lincoln (Mo.), 34; 7. Tarleton St., 32; 8. North Dakota St., 29; 9. Tex. A&M-Kingsville, 27; 10. (tie) Adams St. and Central Mo. St., 25; 12. (tie) Cal St. Bakersfield and NYIT, 24; 14. Angelo St., 20; 15. (tie) Albany St. (Ga.) and Lewis, 17; 17. (tie) Northern Colo. and Northwest Mo. St., 16; 19. Edinboro, 14; 20. Neb.-Kearney, 13; 21. Lock Haven, 11; 22. (tie) Mo. Southern St., N.C. Central and Western Ore., 10; 25. (tie) Harding and Shippensburg, 9; 27. (tie) Ashland, Minn. St. Moorhead and South Dakota St., 8; 30. (tie) Cal St. Chico, Grand Valley St. and Kutztown, 7; 33. (tie) Indianapolis, Millersville and Wheeling Jesuit, 6; 36. (tie) Cal St. L.A., Incarnate Word, Livingstone and Pittsburg St., 5; 40. (tie) Cal St. Stanislaus, Emporia St., Minn. Duluth, Northwood and Virginia St., 3; 45. (tie) UC-Colo. Spgs., East Stroudsburg, Mo.-Rolla, Morehouse and Southern Conn. St., 2; 50. (tie) Chadron St., Minn. St. Mankato, Northern St., Slippery Rock and Truman, 1.

Outdoor Track and Field

DIVISION III

2003 Championships

Edited by Scott Deitch.

Highlights

Eagles Continue to Soar: Wisconsin-La Crosse won five events on the way to its third consecutive outdoor team championship May 22-24 at St. Lawrence.

Andrew Rock led Wisconsin-La Crosse with victories in both the 200- and 400-meter dashes. His time of 45.29 seconds in the 400 was one of two meet records established.

Hans Schmidt, also of Wisconsin-La Crosse, pushed the pole vault record to 17 feet, 6 1/2 inches. Schmidt was a repeat winner, having earned first place in the pole vault in 2001.

Derek Toshner gave the Eagles another 10 team points by repeating as the 110-meter high hurdles champion. Wisconsin-La Crosse's fifth event victory came from its 1,600-meter relay unit of Nate Olson, Eric Schmidt, Dan Haumschild and Kris Smith.

For more, go to the June 9, 2003 issue of The NCAA News at www.ncaa.org.

Photo by Nancie Battaglia/NCAA Photos

Willamette's Nick Symmonds maintained his lead in the 1,500-meter run, and also won the 800-meter event.

TEAM STANDINGS

1. Wis.-La Crosse 88
2. Lincoln (Pa.) 64
3. Wis.-Oshkosh.....44
4. Neb. Wesleyan.....37
5. Wis.-Platteville.....25
6. Willamette 20
7. Greenville.....19
8. Monmouth (Ill.) 18 1/2
9. North Central (Ill.).....18
   Wittenberg 18
11. Wartburg 17
12. Gust. Adolphus 16 1/2
13. Calvin 15
    Chris. Newport 15
    Wis.-Whitewater 15
16. MIT.....14 1/2
17. TCNJ 14
18. St. Thomas (Minn.).....14
19. La Verne.....13
    Mount Union.....13
    Rensselaer 13
    St. Norbert 13
23. Chicago 12
    Keene St.....12
    Williams.....12
    Wis.-Stevens Point 12
27. Bates.....11
    Central (Iowa) 11
    Lehman 11
30. Carthage.....10
    McMurry 10
    Wheaton (Mass.).....10
33. Claremont-M-S.....9
    Sul Ross St. 9
    Wheaton (Ill.).....9
36. Baldwin-Wallace 8
    Loras.....8
    Mary Washington 8
    St. John's (Minn.).....8
    Trinity (Conn.) 8
    Tufts.....8
42. Albion.....7
43. Augsburg.....6
    Messiah.....6
    Muhlenberg 6
    Rowan.....6
    Whittier.....6
    Wis.-Eau Claire.....6
49. Brockport St. 5
    Lynchburg.....5
    Puget Sound.....5
52. Beloit 4 1/2
    Wilmington (Ohio).....4 1/2
54. Coe 4
    Dickinson.....4
56. Augustana (Ill.).....3
    Bridgewater (Va.) 3
    Carleton 3
    Haverford 3
    Montclair St. 3
    Rutgers-Camden 3
    Washington (Mo.) 3
63. George Fox 2
    Middlebury.....2
65. Rose-Hulman 1 1/2
66. Anderson (Ind.) 1
    Elizabethtown 1
    Lawrence.....1
    Linfield 1
    Simpson 1
    Union (N.Y.) 1

INDIVIDUAL RESULTS

100-meter dash: 1. Chaz Clemons, Lincoln (Pa.), 10.71; 2. Brett Blake, Neb. Wesleyan, 10.78; 3. Keenan King, Monmouth (Ill.), 10.82; 4. Nabie Fofanah, Lehman, 10.90; 5. Phillip Givens, Sul Ross St., 10.95; 6. Jermaine Taylor, Bridgewater (Va.), 10.99; 7. Jerry Washington, Gust. Adolphus, 11.00; 8. Augustine Schmader, Lincoln (Pa.), 11.03.

200-meter dash: 1. Andrew Rock, Wis.-La Crosse, 21.07; 2. Keenan King, Monmouth (Ill.), 21.40; 3. Nabie Fofanah, Lehman, 21.45; 4. Peter Diamond, Mary Washington, 21.76; 5. Chaz Clemons, Lincoln (Pa.), 21.78; 6. Ben Dreyer, St. Norbert, 21.83; 7. Ben Salisbury, George Fox, 21.97.

400-meter dash: 1. Andrew Rock, Wis.-La Crosse, 45.29; 2. Ben Dreyer, St. Norbert, 46.62; 3. Mathew Shannon, Augsburg, 47.18; 4. Milton Williams, Lincoln (Pa.), 47.40; 5. Chavaun Johnson, Dickinson, 47.63; 6. Lance Moen, Washington (Mo.), 47.73; 7. Jarrell Warthen, Chris. Newport, 47.93; 8. Zach Allison, Simpson, 48.14.

800-meter run: 1. Nick Symmonds, Willamette, 1:49.51; 2. Matt Groose, Wis.-Oshkosh, 1:50.13; 3. Will Elson, Muhlenberg, 1:51.04; 4. Josh Zobenica, Lynchburg, 1:51.25; 5. Will Lingle, Wheaton (Ill.), 1:51.94; 6. Michael Marschel, St. John's (Minn.), 1:52.01; 7. Eddie Papalia, Haverford, 1:52.24; 8. Doug Connor, Wis.-La Crosse, 1:52.66.

1,500-meter run: 1. Nick Symmonds, Willamette, 3:46.66; 2. Ryan Bak, Trinity (Conn.), 3:46.75; 3. Ryan Kleimenhagen, Wis.-Platteville, 3:47.59; 4. Dan McLean, Puget Sound, 3:48.58; 5. Matt Winkler, Williams, 3:48.96; 6. Patrick Sullivan, Chicago, 3:49.38; 7. Jesse Baumann, Wis.-Stevens Point, 3:50.07; 8. Greg Bielecki, Haverford, 3:50.43.

3,000-meter steeplechase: 1. Justin Easter, Bates, 8:54.27; 2. Tim Budic, Baldwin-Wallace, 8:54.83; 3. Karl Remsen, Williams, 8:56.47; 4. Bryan Less, Mount Union, 9:00.42; 5. Mark Miller, Keene St., 9:09.25; 6. Dan Bucy, Carleton, 9:09.50; 7. Andy Yazzie, Calvin, 9:10.41; 8. Michael Watts, Anderson (Ind.), 9:12.56.

5,000-meter run: 1. Nick Ricco, TCNJ, 14:23.47; 2. Dan Sutton, Wis.-La Crosse, 14:27.52; 3. Josh Moen, Wartburg, 14:28.65; 4. Marcus Murphy, Loras, 14:29.66; 5. Hendrik Kok, Calvin, 14:31.61; 6. Tom Haxton, Chicago, 14:33.28; 7. Mike Morgan, Neb. Wesleyan, 14:33.39; 8. Eamon McKenna, Wis.-Oshkosh, 14:37.13.

10,000-meter run: 1. Cory Stelljes, Wis.-Platteville, 30:09.44; 2. Wilson Perez, Keene St., 30:15.51; 3. Tom Haxton, Chicago, 30:17.10; 4. Mike Morgan, Neb. Wesleyan, 30:18.49; 5. Greg Targosz, North Central (Ill.), 30:35.46; 6. Eamon McKenna, Wis.-Oshkosh, 30:41.82; 7. Josh Moen, Wartburg, 30:45.11; 8. Joel Klooster, Calvin, 30:52.83.

110-meter high hurdles: 1. Skip Ivery, Wittenberg, 14.63; 2. Derek Toshner, Wis.-La Crosse, 14.65; 3. Brandon Strode, North Central (Ill.), 14.72; 4. Nicholas Morgan, Albion, 14.83; 5. Jon Zweiger, Wis.-Oshkosh, 14.86; 6. Pierre Chapman, Lincoln (Pa.), 14.86; 7. John Fudge, Lincoln (Pa.), 14.91; 8. Greg Bolton, Chris. Newport, 14.95.

400-meter intermediate hurdles: 1. Derek Toshner, Wis.-La Crosse, 50.81; 2. Greg Devine, Tufts, 51.26; 3. Bret Lawson, Neb. Wesleyan, 51.41; 4. Ryan Rogers, Wheaton (Ill.), 51.46; 5. Jeff Jasmin, Lincoln (Pa.), 51.49; 6. Matthew Collins, Rutgers-Camden, 52.11; 7. Edward Hamilton, Montclair St., 52.15; 8. Will Lawson, La Verne, 52.91.

400-meter relay: 1. Neb. Wesleyan (Jeff Aldridge, Josh Becker, Tim Beckmann, Brett Blake), 40.56; 2. Lincoln (Pa.), 40.70; 3. Rowan, 40.82; 4. Wis.-La Crosse, 40.97; 5. Coe, 41.26; 6. Greenville, 41.55; 7. Wis.-Oshkosh, 41.63; 8. TCNJ, 41.69.

1,600-meter relay: 1. Wis.-La Crosse (Nate Olson, Eric Schmidt, Dan Haumschild, Kris Smith), 3:11.08; 2. Lincoln (Pa.), 3:11.11; 3. St. Thomas (Minn.), 3:11.12; 4. Wartburg, 3:12.45; 5. Chris. Newport, 3:12.58; 6. Loras, 3:13.03; 7. St. Norbert, 3:13.04; 8. Montclair St., 3:14.21.

High jump: 1. Dan Olson, Wheaton (Mass.), 2.16 (7-1); 2. Joe Thomas, St. Thomas (Minn.), 2.11 (6-11); 3. John Temidara, Whittier, 2.06 (6-9); 4. (tie) Brian Hoying, MIT, and Djuvane Browne, Beloit, 2.06 (6-9); 6. Bobby Bergin, Mary Washington, 2.06 (6-9); 7. Bryson Taylor, Greenville, 2.06 (6-9); 8. Cale VanGenderen, Central (Iowa), 2.06 (6-9).

Pole vault: 1. Hans Schmidt, Wis.-La Crosse, 5.35 (17-6 1/2); 2. Brian DeLoriea, North Central (Ill.), 5.20 (17-0 3/4); 3. Jon Wagner, Wis.-Oshkosh, 4.90 (16-0 3/4); 4. (tie) Keenan King, Monmouth (Ill.), and Kyle Wolf, Wilmington (Ohio), 4.90 (16-0 3/4); 6. Jeff Lindeman, Augustana (Ill.), 4.90 (16-0 3/4); 7. (tie) Andrew Schipper, Rose-Hulman, and Josh Gysbers, Gust. Adolphus, 4.75 (15-7).

Long jump (w indicates wind aided): 1. Dion Ballentine, Carthage, 7.38 (24-2 1/2); 2. Herc Hyland, Wis.-La Crosse, 7.29w (23-11); 3. Eric Ray, Lincoln (Pa.), 7.21w (23-8); 4. Phillip Givens, Sul Ross St., 7.15w (23-5 1/2); 5. Danny Donaldson, Greenville, 7.05w (23-1 3/4); 6. Justin Jarmon, Lincoln (Pa.), 7.01w (23-0); 7. Lee Seeberger, Neb. Wesleyan, 6.98w (22-11); 8. Kolade Agbaje-Williams, Lawrence, 6.93 (22-9).

Triple jump: 1. Justin Jarmon, Lincoln (Pa.), 14.89 (48-10 1/4); 2. Matt Mertz, Chris. Newport, 14.83 (48-8); 3. Hylton Kipe, Messiah, 14.76 (48-5 1/4); 4. Bryson Taylor, Greenville, 14.54 (47-8 1/2); 5. Lee Seeberger, Neb. Wesleyan, 14.53 (47-8); 6. Dwaine Alleyne, Rensselaer, 14.52 (47-7 3/4); 7. John Horton, La Verne, 14.46 (47-5 1/4); 8. Jason Patterson, Elizabethtown, 14.34 (47-0 3/4).

Shot put: 1. Cody Brotherton, McMurry, 17.84 (58-6 1/2); 2. Andy Paulsen, Wis.-Platteville, 17.55 (57-7); 3. John Schuna, Wis.-Eau Claire, 17.36 (56-11 1/2); 4. Nate Meckes, Calvin, 16.97 (55-8 1/4); 5. Luke Speltz, Gust. Adolphus, 16.54 (54-3 1/4); 6. Chris Basich, Mount Union, 16.54 (54-3 1/4); 7. Trey Wright, Williams, 16.49 (54-1 1/4); 8. Justin Sievert, Union (N.Y.), 16.27 (53-4 1/2).

Discus throw: 1. Chris Jensen, Wis.-Oshkosh, 54.94 (180-3); 2. Mike Turgeon, Wis.-La Crosse, 54.77 (179-8); 3. Luke Speltz, Gust. Adolphus, 53.42 (175-3); 4. Chris Basich, Mount Union, 52.17 (171-2); 5. Christopher Khan, MIT, 52.12 (171-0); 6. Nate Meckes, Calvin, 51.61 (169-4); 7. Ivan Meiring, Albion, 51.28 (168-3); 8. Andy Paulsen, Wis.-Platteville, 50.23 (164-9).

Hammer throw: 1. Jeremy Wendt, Wis.-Whitewater, 62.63 (205-6); 2. Noah Eschenbach, Wis.-Stevens Point, 59.13 (194-0); 3. Christopher Khan, MIT, 58.61 (192-3); 4. Jesse Doty, Brockport St., 57.82 (189-8); 5. Mike Johnson, Rensselaer, 55.92 (183-5); 6. Luke Speltz, Gust. Adolphus, 55.25 (181-3); 7. Mark Wierzba, Wis.-Stevens Point, 55.17 (181-0); 8. Justin Minor, Wis.-Whitewater, 55.01 (180-6).

Javelin throw: 1. Brandon Tedrow, La Verne, 60.31 (197-10); 2. Tim Gaal, Wittenberg, 60.07 (197-1); 3. James Motzkin, Rensselaer, 60.04 (197-0); 4. Tom Engwall, St. John's (Minn.), 59.92 (196-7); 5. Jason Huegel, Wartburg, 59.85 (196-4); 6. Ryan Gibson, Claremont-M-S, 59.72 (195-11); 7. Khristoph Becker, Middlebury, 59.61 (195-7); 8. Ray Lions, Linfield, 58.23 (191-0).

Decathlon: 1. Peter Wagner, Central (Iowa), 6,825; 2. Kevin Deering, Wis.-Oshkosh, 6,655; 3. Matt Roberson, Claremont-M-S, 6,585; 4. Nate Johns, Greenville, 6,494; 5. Adam Lendowski, Wis.-Whitewater, 6,482; 6. Chad Williams, TCNJ, 6,389; 7. Jon Zweiger, Wis.-Oshkosh, 6,378; 8 Joe Northrup, Bates, 6,371.

History

Team Results

Year	Champion	Coach	Points	Runner-Up	Points	Host or Site
1974	Ashland	Paul Armor	61	Southern-New Or.	48	Eastern Ill.
1975	Southern-New Or.	A.M. Davenport	66	Augustana (Ill.)	34	Baldwin-Wallace
1976	Southern-New Or.	A.M. Davenport	46	Brandeis	44	Chicago
1977	Southern-New Or.	A.M. Davenport	50	Occidental	47	Calvin
1978	Occidental	Kevin McNair	45	Rowan	35	Calvin
1979	Slippery Rock	William Lennox	48	Rowan	44	Baldwin-Wallace
1980	Rowan	Oscar Moore	61	Cal St. Stanislaus	56	North Central (Ill.)
1981	Rowan	Oscar Moore	58	Augustana (Ill.)	42	Case Reserve
1982	Rowan	Oscar Moore	119	Hamline	111 1/2	North Central (Ill.)
1983	Rowan	Oscar Moore	97	Hamline	94	North Central (Ill.)
1984	Rowan	Oscar Moore	114	Mount Union	100	Carleton
1985	Lincoln (Pa.)	Cyrus Jones	61	Wis.-La Crosse	58	Denison
1986	Frostburg St.	Bob Lewis	61	Wis.-La Crosse	58	Wis.-La Crosse
				Lincoln (Pa.)	58	
1987	Frostburg St.	Bob Lewis	66	Lincoln (Pa.)	56	North Central (Ill.)
1988	Wis.-La Crosse	Mark Guthrie	54	Lincoln (Pa.)	47	Northfield, Minn.
1989	North Central (Ill.)	Al Carius	66	Lincoln (Pa.)	58	North Central (Ill.)
1990	Lincoln (Pa.)	Cyrus Jones	49	Wis.-Oshkosh	45	North Central (Ill.)
1991	Wis.-La Crosse	Mark Guthrie	73	Lincoln (Pa.)	64	Baldwin-Wallace

Year	Champion	Coach	Points	Runner-Up	Points	Host or Site
1992	Wis.-La Crosse	Mark Guthrie	73 1/2	Lincoln (Pa.)	51 1/3	Colby
1993	Wis.-La Crosse	Mark Guthrie	97	Lincoln (Pa.)	76	Baldwin-Wallace
1994	North Central (Ill.)	Al Carius	75	Wis.-La Crosse	74	North Central (Ill.)
1995	Lincoln (Pa.)	Cyrus Jones	80	Williams	61	Carleton
1996	Lincoln (Pa.)	Cyrus Jones	61	Williams	59	North Central (Ill.)
1997	Wis.-La Crosse	Mark Guthrie	69 1/2	Lincoln (Pa.)	58 1/3	Wis.-La Crosse
1998	North Central (Ill.)	Al Carius	91	Lincoln (Pa.)	73	Macalester
1999	Lincoln (Pa.)	Cyrus Jones	62	Pacific Lutheran	47	Baldwin-Wallace
2000	Lincoln (Pa.)	Cyrus Jones	52			North Central (Ill.)
	North Central (Ill.)	Al Carius	52			
2001	Wis.-La Crosse	Mark Guthrie	80	Lincoln (Pa.)	60	Millikin
2002	Wis.-La Crosse	Mark Guthrie	64	Calvin	41	Macalester
2003	Wis.-La Crosse	Mark Guthrie	88	Lincoln (Pa.)	64	St. Lawrence

TEAM CHAMPIONSHIPS

Wis.-La Crosse 8, Lincoln (Pa.) 6, Rowan 5, North Central (Ill.) 4, Southern-New Or. 3, Frostburg St. 2, Ashland, Occidental, Slippery Rock, 1 each.

INDIVIDUAL CHAMPIONSHIPS

(Note: Totals include co-championships. Relay victories count one for each event.)

Lincoln (Pa.) 50, Wis.-La Crosse 34, Rowan 23, Mount Union 20, North Central (Ill.) 20, Southern-New Or. 19, Frostburg St. 16, Pomona-Pitzer 15, St. Thomas (Minn.) 15, Augustana (Ill.) 14, Haverford 14, Hamline 12, Neb. Wesleyan 12, Wis.-Oshkosh 12, Occidental 11, Fisk 9, Ohio Wesleyan 8, Albany (N.Y.) 7, Ashland 7, UC San Diego 7, Central (Iowa) 7, Susquehanna 7, Wis.-Stevens Point 7, Bates 6, Cal St. Stanislaus 6, Lynchburg 6, Simpson 6, Tufts 6, Westmont 6, Wheaton (Ill.) 6, Wheaton (Mass.) 6, Wis.-Stout 6, Albion 5, Brandeis 5, Fitchburg St. 5, MIT 5, Montclair St. 5, Williams 5, Wis.-Eau Claire 5, Wis.-Platteville 5, Wis.-Whitewater 5, Calvin 4, Claremont-M-S 4, Colby 4, Cortland St. 4, St. John's (Minn.) 4, St. Lawrence 4, Slippery Rock 4, Willamette 4, Amherst 3, Benedictine (Ill.) 3, Carthage 3, Case Reserve 3, Coe 3, Denison 3, Humboldt St. 3, Keene St. 3, La Verne 3, Loras 3, Mass.-Dartmouth 3, McMurry 3, Morehouse 3, Muskingum 3, Otterbein 3, Rensselaer 3, Rochester 3, Rose-Hulman 3, St. Olaf 3, Union (N.Y.) 3, Ursinus 3, Widener 3, Cal St. Chico 2, Carleton 2, Carroll (Wis.) 2, DePauw 2, Doane 2, Howard Payne 2, Hunter 2, Jamestown 2, John Carroll 2, Macalester 2, Monmouth (Ill.) 2, Richard Stockton 2, Redlands 2, Rochester Inst. 2, St. Norbert 2, Thiel 2, Upper Iowa 2, Washington (Mo.) 2, Alfred, Allegheny, American (P.R.), Aquinas, Baldwin-Wallace, Binghamton, Bowdoin, Brockport St., Buffalo, Buffalo St., Catholic, CCNY, Chris. Newport, Coast Guard, Concordia-M'head, Elmhurst, Emory, Fort Valley St., Fredonia St., Gettysburg, Gust. Adolphus, Hope, Illinois Col., Ill. Wesleyan, Knox, Maryville (Mo.), Mass.-Boston, Mass.-Lowell, McDaniel, Messiah, Middlebury, Miles, Millersville, Millikin, Moravian, TCNJ, North Park, Pacific Lutheran, Plattsburgh St., Pratt, Principia, Rhode Island Col., Ripon, Springfield, Tri-State, Wabash, Wartburg, Westminster (Mo.), Wm. Paterson, William Penn, Wis.-Milwaukee, Wittenberg, 1 each.

Championships Records

YARDS

100-YARD DASH
9.6—James Gilkes, Fisk, 5-29-74 (preliminaries).

220-YARD DASH
20.7—James Gilkes, Fisk, 5-31-74.

440-YARD DASH
47.3—Kip Korir, Coe, 5-31-74.

880-YARD RUN
1:50.71—Barry King, Ashland, 5-31-75.

ONE-MILE RUN
4:04.46—Scott Barrett, North Central (Ill.), 5-31-75.

THREE-MILE RUN
13:54.6—David Moller, Rochester, 5-31-74.

SIX-MILE RUN
29:30.8—Glenn Behnke, North Central (Ill.), 5-31-74.

120-YARD HIGH HURDLES
14.65—Roger Retherford, Otterbein, 5-31-75.

440-YARD INTERMEDIATE HURDLES
52.15—Fred Hintlian, Tufts, 5-31-75.

440-YARD RELAY
41.1—Mount Union (Milt Snodgrass, Chuck Larsuel, Mike Williams, Clint Algurie), 5-31-74.

MILE RELAY
3:12.87—Southern-New Or. (Lee Birden, Donald Clark, Leon Smothers, Larry Williams), 5-31-75.

METERS

100-METER DASH
10.19—Chaz Clemons, Lincoln (Pa.), 5-25-2002.

200-METER DASH
20.87—Joe Franklin, Southern-New Or., 5-28-76; David Coates, Wis.-La Crosse, 5-27-94.

400-METER DASH
45.29—Andrew Rock, Wis.-La Crosse, 5-24-2003.

800-METER RUN
1:47.56—Clive Terrelonge, Lincoln (Pa.), 5-24-91.

1,500-METER RUN
3:44.50—Kevin Foley, Haverford, 5-29-82.

3,000-METER STEEPLECHASE
8:43.93—Jim Gathje, St. John's (Minn.), 5-23-86.

5,000-METER RUN
13:55.0—Dan Henderson, Wheaton (Ill.), 5-26-79.

10,000-METER RUN
28:53.22—Dan Mayer, North Central (Ill.), 5-25-94.

110-METER HIGH HURDLES
13.86—Shannon Flowers, Lincoln (Pa.), 5-29-93.

400-METER INTERMEDIATE HURDLES
49.59—Edwin Moses, Morehouse, 5-28-77.

400-METER RELAY
40.19—Lincoln (Pa.) (Roland Whiting, Chaz Clemons, Darnell Johnson, Dayne Ross), 5-27-2000.

1,600-METER RELAY
3:09.50—Southern-New Or. (Michael Woods, Joseph Adams, Delwin Davis, Kenneth Davis), 5-29-81.

FIELD EVENTS

HIGH JUMP
2.20 (7-2 1/2)—Raheim Greenridge, Wheaton (Mass.), 5-27-2000.

POLE VAULT
5.35 (17-6 1/2)—Hans Schmidt, Wis.-La Crosse, 5-23-2003.

LONG JUMP
25-8—David Boyd, Fisk, 5-20-74.

TRIPLE JUMP
16.88 (55-4 3/4)—Jan Cado, North Central (Ill.), 5-25-89.

SHOT PUT
19.56 (64-2)—Mike Manders, Hamline, 5-28-83.

DISCUS THROW
58.28 (191-2 1/2)—Mike Manders, Hamline, 5-27-83.

HAMMER THROW
64.48 (211-6)—Scott Sargeant, UC San Diego, 5-29-92.

JAVELIN THROW
78.76 (258-5)—Mike Juskus, Rowan, 5-30-80.

JAVELIN THROW (NEW JAVELIN)
72.08 (236-6)—Kris Theriault, Fitchburg St., 5-26-94.

DECATHLON
7,550—Tony Hale, Fisk, 5-24/25-77.

DECATHLON (NEW JAVELIN)
7,528—Kip Janvrin, Simpson, 5-20/21-87.

MISCELLANEOUS

INDIVIDUAL CHAMPIONS, YEAR
5—Southern-New Or., 1975; Wis.-La Crosse, 2003.
4—Fisk, 1976; Rowan, 1980; Southern-New Or., 1982; Lincoln (Pa.), 1991-92-93.

INDIVIDUAL TITLES, YEAR
3—Kip Janvrin, Simpson, 1988 (400-meter intermediate hurdles, pole vault, decathlon); Terry Anders, Wis.-Stout, 1996 (100-meter dash, 200-meter dash, 400-meter dash).

INDIVIDUAL TITLES, CAREER
6—Mike Manders, Hamline (shot put 1980-82-83, discus throw 1980-82-83).
5—Kip Janvrin, Simpson (400-meter intermediate hurdles 1988, pole vault 1988, decathlon 1986-87-88); Brandon Jones, Lincoln (Pa.) (100-meter dash 1992-93-95, 200-meter dash 1992-95).

REPEAT CHAMPIONS
4—Barry King, Ashland (800-meter run 1974#-75#-76-77); Shawn Watson, Mount Union (long jump 1996-97-98-99); Chaz Clemons, Lincoln (Pa.) (100-meter dash 2000-01-02-03).
3—Roger Retherford, Otterbein (120-yard high hurdles 1974-75-76*); Tony Hale, Fisk (decathlon 1976-77-78); Mike Juskus, Rowan (javelin throw 1978-80-81); Mike Manders, Hamline (shot put 1980-82-83, discus throw 1980-82-83); Kevin Foley, Haverford (1,500-meter run 1981-82-83); Stan Watson, Pomona-Pitzer (high jump 1981-82-84); Chris Trapp, Rose-Hulman (javelin throw 1984-85-86); Kip Janvrin, Simpson (decathlon 1986-87-88); Mike Spangler, Susquehanna (400-meter dash 1986-87-88); Terry Strouf, Wis.-La Crosse (shot put 1986-87-88); Jeffrey York, Albany (N.Y.) (110-meter high hurdles 1991-92-95); Brandon Jones, Lincoln (Pa.) (100-meter dash 1992-93-95); Jamie Brewster, Colby (hammer throw 1997-98-2000); Chris Cobbs, Lincoln (Pa.) (110-meter high hurdles 1999-2000-01).

#880 yards
**Metric distance*

Individual Champions

(Note: w denotes wind-aided time or distance.)

100-METER DASH
1974 James Gilkes, Fisk, 9.4w*
1975 Joe Franklin, Southern-New Or., 9.83*
1976 Joe Franklin, Southern-New Or., 10.49
1977 Paul Brown, Westmont, 10.4
1978 Charlie Kennedy, Miles, 10.74

1979 George Crunkleton, Slippery Rock, 10.64
1980 David Farnsworth, Fitchburg St., 10.66
1981 Kofi Osei, Augustana (Ill.), 10.66
1982 Timothy Street, Frostburg St., 10.63w
1983 Derrick Rippy, Mount Union, 10.56

1984 Derrick Rippy, Mount Union, 10.52
1985 Malcolm Hardy, Occidental, 10.68
1986 Steven Terry, Frostburg St., 10.92
1987 Tim McCrossen, St. Lawrence, 10.71
1988 Steven Terry, Frostburg St., 10.93

1989 Barry Harris, Loras, 10.76
1990 Bruce Canterberry, Neb. Wesleyan, 10.71
1991 Jermaine McDougal, Frostburg St., 10.78
1992 Brandon Jones, Lincoln (Pa.), 10.51
1993 Brandon Jones, Lincoln (Pa.), 10.52

1994 Mira Hamilton, Wis.-Whitewater, 10.74
1995 Brandon Jones, Lincoln (Pa.), 10.46w
1996 Terry Anders, Wis.-Stout, 10.53
1997 Stefan Mascoll, Cortland St., 10.53
1998 Carl Alexander, Millikin, 10.57w

1999 Dayne Ross, Lincoln (Pa.), 10.55
2000 Chaz Clemons, Lincoln (Pa.), 10.47
2001 Chaz Clemons, Lincoln (Pa.), 10.64
2002 Chaz Clemons, Lincoln (Pa.), 10.19
2003 Chaz Clemons, Lincoln (Pa.), 10.71

**100 yards*

200-METER DASH
1974 James Gilkes, Fisk, 20.7*
1975 Joe Franklin, Southern-New Or., 21.2*
1976 Joe Franklin, Southern-New Or., 20.87
1977 Gerald Robinson, Southern-New Or., 21.63
1978 William Strang, Bowdoin, 21.53

1979 George Crunkleton, Slippery Rock, 21.05
1980 David Farnsworth, Fitchburg St., 21.18
1981 Ken Kohler, Carthage, 21.64w
1982 Keith Nunnery, Southern-New Or., 21.44
1983 Derrick Rippy, Mount Union, 21.16

1984 Derrick Rippy, Mount Union, 21.60
1985 Mike Spangler, Susquehanna, 21.76
1986 William Darby, Lincoln (Pa.), 21.50
1987 Joseph Barber, Frostburg St., 21.70
1988 Marvin Williams, Washington (Mo.), 21.56

1989 Barry Harris, Loras, 21.82
1990 Daniel Kelner, Wis.-Eau Claire, 21.64
1991 David Coates, Wis.-La Crosse, 21.38
1992 Brandon Jones, Lincoln (Pa.), 21.33
1993 Arif Husain, Gettysburg, 21.09

1994 David Coates, Wis.-La Crosse, 20.87
1995 Brandon Jones, Lincoln (Pa.), 21.40
1996 Terry Anders, Wis.-Stout, 21.38
1997 Midsanon Lloyd, Ohio Wesleyan, 20.8#
1998 David Thompson, North Central (Ill.), 21.41w

1999 Tony Brown, Widener, 21.06
2000 Dayne Ross, Lincoln (Pa.), 21.13
2001 Dante Myles, Frostburg St., 21.62w
2002 Robert Hargrove, Wm. Paterson, 21.05
2003 Andrew Rock, Wis.-La Crosse, 21.07

**220 yards*
#Manual time

400-METER DASH
1974 Kip Korir, Coe, 47.3*
1975 Leon Smothers, Southern-New Or., 47.8*
1976 Aubrey Wilson, Fisk, 46.8
1977 V.J. Rempel, Cal St. Stanislaus, 46.93
1978 Robert Moffat, Union (N.Y.), 46.89

1979 Alvin Douglas, Southern-New Or., 47.0
1980 Kenneth Davis, Southern-New Or., 46.34
1981 Paul Lewis, Richard Stockton, 47.19
1982 Kenneth Davis, Southern-New Or., 46.14
1983 Barrington Fearon, Lincoln (Pa.), 46.95

1984 Kirk Dixon, St. Lawrence, 47.67
1985 Barrington Fearon, Lincoln (Pa.), 47.08
1986 Mike Spangler, Susquehanna, 46.55
1987 Mike Spangler, Susquehanna, 46.30
1988 Mike Spangler, Susquehanna, 46.22

1989 Mike Pankey, Knox, 47.43
1990 Eric Burrell, Wis.-Eau Claire, 47.25
1991 Clive Terrelonge, Lincoln (Pa.), 47.28
1992 DeWayne Stevens, Montclair St., 45.90
1993 DeWayne Stevens, Montclair St., 46.90

1994 David Coates, Wis.-La Crosse, 46.00
1995 Terry Anders, Wis.-Stout, 47.93
1996 Terry Anders, Wis.-Stout, 46.81
1997 Rich Dixon, Rowan, 47.33
1998 Rich Dixon, Rowan, 47.58

1999 Tyler Stillman, Ohio Wesleyan, 47.40
2000 Tyler Stillman, Ohio Wesleyan, 47.39
2001 Ben Dreyer, St. Norbert, 46.51
2002 Ben Dreyer, St. Norbert, 46.06
2003 Andrew Rock, Wis.-La Crosse, 45.29

**440 yards*

800-METER RUN
1974 Barry King, Ashland, 1:51.2*
1975 Barry King, Ashland, 1:50.71*
1976 Barry King, Ashland, 1:49.3
1977 Barry King, Ashland, 1:50.06
1978 Fred Wilson, Doane, 1:50.87

1979 Matthew Childs, Pratt, 1:49.5
1980 Gustavo Rivera, Rowan, 1:49.54
1981 Willie Richardson, Rowan, 1:51.12
1982 Willie Lawson, Rowan, 1:50.29
1983 Steve Brilowski, Wis.-Stevens Point, 1:49.62

1984 Ken Lobins, Wis.-Milwaukee, 1:51.58
1985 Max Harn, Wis.-Oshkosh, 1:49.30
1986 Marcell Stephens, Mount Union, 1:51.13
1987 Vince VanBurik, Case Reserve, 1:50.85
1988 Tim Vallez, UC San Diego, 1:51.86

1989 John Ondande, Loras, 1:50.27
1990 Jeff Cullingford, Moravian, 1:50.21
1991 Clive Terrelonge, Lincoln (Pa.), 1:47.56
1992 Steve Travis, Wis.-Whitewater, 1:50.68
1993 Howard Sellers, Albany (N.Y.), 1:51.46

1994 Jason Rhodes, Claremont-M-S, 1:50.73
1995 Karl Paranya, Haverford, 1:51.31
1996 Creaghan Trainor, Williams, 1:51.10
1997 Karl Paranya, Haverford, 1:48.26
1998 Geoff Getz, Brandeis, 1:50.80

1999 Matt Byington, Neb. Wesleyan, 1:50.48
2000 Elvis McCarter, Elmhurst, 1:50.11
2001 Matt Groose, Wis.-Oshkosh, 1:50.16
2002 Matt Groose, Wis.-Oshkosh, 1:50.05
2003 Nick Symmonds, Willamette, 1:49.51

**880 yards*

1,500-METER RUN
1974 Steve Foster, Ashland, 4:05.1*
1975 Scott Barrett, North Central (Ill.), 4:04.46*
1976 Chris Horton, Brandeis, 3:46.9
1977 Tom Colley, Occidental, 3:46.94
1978 George Itz, Mass.-Dartmouth, 3:48.41

1979 Kevin Scheuer, Union (N.Y.), 3:50.3
1980 Michael Palmquist, St. Olaf, 3:47.84
1981 Kevin Foley, Haverford, 3:46.47
1982 Kevin Foley, Haverford, 3:44.50
1983 Kevin Foley, Haverford, 3:46.96

1984 Jeff Wachter, Wis.-Stout, 3:45.05
1985 Arnie Schraeder, Wis.-Stevens Point, 3:47.90
1986 Arnie Schraeder, Wis.-Stevens Point, 3:47.87
1987 Tom Touri, Rochester, 3:46.08
1988 Bill Flannery, Amherst, 3:52.45

1989 Rich Scopp, North Central (Ill.), 3:48.44
1990 Michael Brown, St. Thomas (Minn.), 3:50.76
1991 Tom Caffrey, Catholic, 3:50.10
1992 Sandu Rebenciuc, Augustana (Ill.), 3:47.78
1993 Sandu Rebenciuc, Augustana (Ill.), 3:49.42

1994 Ethan Crane, MIT, 3:52.52
1995 Ambo Bati, Augustana (Ill.), 3:55.80
1996 Karl Paranya, Haverford, 3:48.25
1997 Karl Paranya, Haverford, 3:46.67
1998 Robert Mitchell, Amherst, 3:51.48

1999 Robert Mitchell, Amherst, 3:50.54
2000 Tim McCoskey, North Central (Ill.), 3:51.12
2001 Mark Miller, Keene St., 3:52.08
2002 Mark Miller, Keene St., 3:50.42
2003 Nick Symmonds, Willamette, 3:46.66

**one mile*

3,000-METER STEEPLECHASE
1974 Gary Johnson, Westmont, 9:17.8
1975 Barry Anderson, Humboldt St., 9:01.16
1976 Mark Duggan, Mass.-Boston, 8:57.67
1977 Gordon Innes, Humboldt St., 8:48.4
1978 Pat Weiler, Aquinas, 8:49.0

1979 Paul King, St. Thomas (Minn.), 8:58.2
1980 Derick Adamson, Rowan, 9:01.37
1981 Nick Buchan, Pomona-Pitzer, 8:56.13
1982 Brad Braunberger, Jamestown, 8:52.95
1983 Todd Coffin, Colby, 8:56.37

1984 Donald Deckert, Rowan, 9:00.13
1985 Jim Gathje, St. John's (Minn.), 8:46.71
1986 Jim Gathje, St. John's (Minn.), 8:43.93
1987 Jeff Hyman, St. Thomas (Minn.), 8:58.71
1988 Mark Herlihy, Tufts, 9:06.42

1989 Patrick McNamara, Calvin, 9:06.36
1990 John Lumkes, Calvin, 8:52.31
1991 Matt Leighninger, Haverford, 8:59.34
1992 Scott Steuernagel, Wis.-Oshkosh, 8:55.46
1993 Sandu Rebenciuc, Augustana (Ill.), 8:58.04

1994 Scott Carroll, Albany (N.Y.), 8:54.43
1995 Marzuki Stevens, Williams, 9:04.40
1996 Marzuki Stevens, Williams, 9:01.60
1997 Brett Altergott, Wis.-La Crosse, 8:55.91
1998 Brett Altergott, Wis.-La Crosse, 8:52.55

1999 Abe Mendoza, Wis.-Oshkosh, 9:01.06
2000 Abe Mendoza, Wis.-Oshkosh, 8:55.09
2001 David Patterson, Tufts, 8:53.74
2002 Justin Easter, Bates, 9:02.02
2003 Justin Easter, Bates, 8:54.27

5,000-METER RUN
1974 David Moller, Rochester, 13:54.6*
1975 Dan Cooper, Augustana (Ill.), 14:00.98*
1976 Domenic Finelli, Brandeis, 14:23.5
1977 Dale Kramer, Carleton, 14:26.05
1978 Dale Kramer, Carleton, 14:19.32

1979 Dan Henderson, Wheaton (Ill.), 13:55.0
1980 Dan Henderson, Wheaton (Ill.), 14:17.88
1981 Mark Whalley, Principia, 14:33.04
1982 Bernie Prabucki, Fredonia St., 14:33.39
1983 Brian Smith, St. John's (Minn.), 14:19.70

1984 Ronald Deckert, Rowan, 14:13.46
1985 Todd Moxley, Wheaton (Ill.), 14:27.83
1986 Jeff Hyman, St. Thomas (Minn.), 14:22.00
1987 Jamie Pollard, Wis.-Oshkosh, 14:31.20
1988 Kevin Sullivan, Hunter, 14:51.94

1989 Brett Burt, Wis.-La Crosse, 14:29.98
1990 Seamus McElligott, Haverford, 14:29.57
1991 Seamus McElligott, Haverford, 14:24.28
1992 Trent Murrell, Augustana (Ill.), 14:36.78
1993 Dan Mayer, North Central (Ill.), 14:22.37

1994 Dan Mayer, North Central (Ill.), 14:20.49
1995 J.J. Castner, UC San Diego, 14:31.56
1996 Ambo Bati, Augustana (Ill.), 14:30.93
1997 Dave Cooper, Mount Union, 14:24.29
1998 Dave Cooper, Mount Union, 14:31.90

1999 James Nielsen, UC San Diego, 14:29.01
2000 James Nielsen, UC San Diego, 14:34.97
2001 Michael Taye, Frostburg St., 14:51.36
2002 J.B. Haglund, Haverford, 14:51.34
2003 Nick Ricco, TCNJ, 14:23.47

**three miles*

10,000-METER RUN
1974 Glenn Behnke, North Central (Ill.), 29:30.8*
1975 Cliff Karthauser, Neb. Wesleyan, 29:45.59*
1976 Brian Reinhold, Brandeis, 29:46.8
1977 Frank Richardson, MIT, 29:50.92
1978 Dan Henderson, Wheaton (Ill.), 30:05.38

1979 Dexter Lehman, Tri-State, 30:14.97
1980 Danny Grimes, Humboldt St., 30:09.71
1981 Jeff Milliman, North Central (Ill.), 30:31.78
1982 Rodger Doherty, Maryville (Mo.), 29:56.07
1983 Dave Valentine, North Park, 29:14.95

1984 Nick Mancui, St. Thomas (Minn.), 30:14.15
1985 Nick Mancui, St. Thomas (Minn.), 30:39.26
1986 James White, Mass.-Dartmouth, 29:36.70
1987 John Fitzgerald, Bates, 30:21.78
1988 Tom Moris, Wis.-Stevens Point, 30:46.59

1989 John Krumholz, Cortland St., 31:09.15
1990 Seamus McElligott, Haverford, 30:05.44
1991 Seamus McElligott, Haverford, 30:14.00
1992 Sandu Rebenciuc, Augustana (Ill.), 29:45.00
1993 Dan Mayer, North Central (Ill.), 29:27.51

1994 Dan Mayer, North Central (Ill.), 28:53.22
1995 John Weigel, North Central (Ill.), 29:52.68
1996 Ambo Bati, Augustana (Ill.), 29:49.60
1997 Dave Cooper, Mount Union, 30:17.89
1998 Dave Cooper, Mount Union, 30:25.20

1999 Michael Taye, Frostburg St., 30:45.04
2000 Colin Young, North Central (Ill.), 30:27.01
2001 Jeremy Burks, Wis.-Whitewater, 30:27.72
2002 J.B. Haglund, Haverford, 30:43.41
2003 Cory Stelljes, Wis.-Platteville, 30:09.44

**six miles*

110-METER HIGH HURDLES
1974 Roger Retherford, Otterbein, 14.22w*
1975 Roger Retherford, Otterbein, 14.65*
1976 Roger Retherford, Otterbein, 14.42
1977 Edwin Moses, Morehouse, 13.8
1978 Silas Hudson, Coe, 14.63

1979 Silas Hudson, Coe, 14.27
1980 Leon Devero, Rowan, 14.42
1981 Garry Moore, Rowan, 13.96
1982 Garry Moore, Rowan, 13.99
1983 Stanley Moore, Rowan, 14.01

1984 Van Youngblood, Lincoln (Pa.), 14.40
Robert Abdullah, Rowan, 14.40
1985 Maynard Hurd, Frostburg St., 14.17
1986 Maynard Hurd, Frostburg St., 14.01
1987 Scott Etherton, Neb. Wesleyan, 14.33
1988 Dave Detlefsen, Neb. Wesleyan, 14.39

1989 Victor Colter, Lincoln (Pa.), 14.52
1990 Mark Whitsett, Lincoln (Pa.), 14.04
1991 Jeffrey York, Albany (N.Y.), 14.22
1992 Jeffrey York, Albany (N.Y.), 14.03
1993 Shannon Flowers, Lincoln (Pa.), 13.86

1994 Glen Clinton, Alfred, 14.32
1995 Jeffrey York, Albany (N.Y.), 13.85w
1996 Adam Decker, Neb. Wesleyan, 14.07
1997 Tyrone Watkins, Lincoln (Pa.), 13.95
1998 Jewdyer Osborne, Binghamton, 14.19

1999 Chris Cobbs, Lincoln (Pa.), 14.28w
2000 Chris Cobbs, Lincoln (Pa.), 14.21
2001 Chris Cobbs, Lincoln (Pa.), 14.34
2002 Chris Pearson, Carroll (Wis.), 14.26
2003 Skip Ivery, Wittenberg, 14.63

**120 yards*

400-METER INTERMEDIATE HURDLES
1974 Tony Cornelious, Augustana (Ill.), 53.3*
1975 Fred Hintlian, Tufts, 52.15*
1976 Mark Stebbins, Rochester Inst., 51.57
1977 Edwin Moses, Morehouse, 49.59
1978 Mark Stebbins, Rochester Inst., 51.42

1979 Ted Carlson, Wheaton (Ill.), 51.81
1980 David Jackson, Cal St. Stanislaus, 51.00
1981 Ted Carlson, Wheaton (Ill.), 51.30
1982 Lorenzo Waters, Frostburg St., 52.63
1983 Stanley Moore, Rowan, 52.39

1984 James Terwilliger, Cortland St., 53.10
1985 Jeff Walden, Susquehanna, 52.16
1986 Jeff Walden, Susquehanna, 51.89
1987 Amod Field, Montclair St., 52.59
1988 Kip Janvrin, Simpson, 52.02

1989 Amod Field, Montclair St., 52.08
1990 Wilfredo Rodriguez, Albany (N.Y.), 51.50
1991 Wilfredo Rodriguez, Albany (N.Y.), 51.84
1992 Charles Burton, Monmouth (Ill.), 51.65
1993 Anthony Dean-Neil, Lincoln (Pa.), 51.88

1994 Keith Falconer, Lincoln (Pa.), 51.50
1995 Chip Schneider, Wis.-Platteville, 52.16
1996 Mark Zemke, Augustana (Ill.), 52.55
1997 William Cruz, Rowan, 51.67
1998 Chris Verkey, Plattsburgh St., 51.62

1999 Safwan Williams, Lynchburg, 51.72
2000 Safwan Williams, Lynchburg, 51.73
2001 Miradieu Joseph, Wartburg, 51.72
2002 Derek Toshner, Wis.-La Crosse, 51.26
2003 Derek Toshner, Wis.-La Crosse, 50.81

**440 yards*

400-METER RELAY
1974 Mount Union (Milt Snodgrass, Chuck Larsuel, Mike Williams, Clint Algurie), 41.1*
1975 Southern-New Or. (Lee Birden, Joe Blazer, Herman Verdin, Joe Franklin), 41.57*
1976 Southern-New Or. (Herman Verdin, Clyde Rice, Freddie Henry, Joe Franklin), 41.50*
1977 Southern-New Or. (Lloyd Langford, Clyde Rice, Gerald Robinson, Joe Franklin), 40.71
1978 Morehouse (Allen Dallas, Sammy Banks, Armand Gibson, Clarence Williams), 41.56

1979 Slippery Rock (James Stitt, Donald Johns, Keith Hunter, George Crunkleton), 41.13
1980 Cal St. Stanislaus (Jeff Roberts, Will Stokes, Calvin Massey, Greg Johnson), 41.51
1981 Cal St. Stanislaus (Jeff Roberts, Bill Stone, Henry Dawkins, Dale Dilworth), 41.25
1982 Southern-New Or. (Keith Nunnery, Kenneth Davis, Delwin Davis, Purnell Williams), 40.71
1983 Mount Union (Larry Reeder, Dan Lowery, Rick Hairston, Derrick Rippy), 40.79

1984 Mount Union (Allan Wilks, Ken Johnson, Rick LaBarge, Derrick Rippy), 41.82
1985 Occidental (Rob Brown, Todd Stoney, Vance Mueller, Malcolm Hardy), 41.09
1986 Frostburg St. (Joseph Barber, Leonard Wright, Carlos Acker, Steven Terry), 40.39
1987 Frostburg St. (Joseph Barber, Byron Strickland, Leonard Wright, Steven Terry), 41.03
1988 Frostburg St. (Byron Strickland, Steven Schleupner, Melvin Proctor, Steven Terry), 41.19

1989 Lincoln (Pa.) (Reginald Evans, Steve Sims, Andre Randolph, Juan Edney), 41.49
1990 Wis.-Eau Claire (Ty Prosa, Peter Balistrieri, Eric Burrell, Daniel Kelner), 41.21
1991 Lincoln (Pa.) (Brandon Jones, Lincoln Townsend, Shawn Clements, Jerome Johnson), 41.05
1992 Lincoln (Pa.) (Brandon Jones, Lincoln Townsend, Shawn Clements, Jerome Johnson), 40.52
1993 Lincoln (Pa.) (Jeff Taylor, Don Waldron, Jerome Johnson, Brandon Jones), 40.77

1994 Lincoln (Pa.) (Don Waldron, Taig Goines, Shawn Clements, Jerome Johnson), 40.90
1995 Lincoln (Pa.) (Jeff Taylor, Don Waldron, Marcus Broach, Brandon Jones), 40.80
1996 La Verne (Anthony Hayes, Anthony Rice, Liron Wilson, Jason Neal), 41.15
1997 Howard Payne (Wilmer Ray, Jerrell Davis, Sedric Medlock, Marty Van Dyke), 40.57
1998 North Central (Ill.) (David Thompson, Emil Ostberg, Zach Bukal, Joel Williams), 40.78

1999 Howard Payne (Tim Hancock, Tron Webb, John Latson, Marty Van Dyke), 40.57
2000 Lincoln (Pa.) (Roland Whiting, Chaz Clemons, Darnell Johnson, Dayne Ross), 40.19
2001 Lincoln (Pa.) (Derrick Freeman, John Ritch, Darnell Johnson, Chaz Clemons), 40.62
2002 Lincoln (Pa.) (Darnell Johnson, Augustine Schmader, Derrick Freeman, Chaz Clemons), 40.28
2003 Neb. Wesleyan (Jeff Aldridge, Josh Becker, Tim Beckmann, Brett Blake), 40.56

**440-yard relay*

1,600-METER RELAY
1974 Mount Union (Chuck Larsuel, Jim Freund, Mike Williams, Milt Snodgrass), 3:15.7*
1975 Southern-New Or. (Lee Birden, Donald Clark, Leon Smothers, Larry Williams), 3:12.87*
1976 Ashland (Thomas Ash, John Wade, Tom Bandi, Barry King), 3:15.25*
1977 Cal St. Stanislaus (Tan Seale, Russel Nelson, V. J. Rempel, Leighton Hope), 3:10.67
1978 Cal St. Stanislaus (Dave Karila, Russel Nelson, Rick Swift, Ivan Clay), 3:12.30)

1979 Southern-New Or. (Ken Thibodeaux, Delwin Davis, Kenneth Davis, Alvin Douglas), 3:10.99
1980 Southern-New Or. (Michael Woods, Lloyd Langford, Delwin Davis, Kenneth Davis), 3:09.66
1981 Southern-New Or. (Michael Woods, Joseph Adams, Delwin Davis, Kenneth Davis), 3:11.35
1982 Southern-New Or. (Michael Woods, Joseph Adams, Delwin Davis, Kenneth Davis), 3:09.52
1983 Buffalo St. (Neil Hall, Tim Tolli, Wayne Woodburn, Ed Harris), 3:10.99

1984 Rowan (Ronald Moore, Robert Abdullah, Edward Lambing, Anthony Stone), 3:12.40
1985 Rowan (Tommie Adams, Ronald Moore, Keith Thomas, Willie Lawson), 3:11.57
1986 Lincoln (Pa.) (Mark Long, George Hadrick, Andre Hall, DeKalo Whitfield), 3:11.96
1987 Lincoln (Pa.) (Willard Fairweather, DeKalo Whitfield, Andre Hall, Mark Long), 3:13.25
1988 Lincoln (Pa.) (Derrik Watson, Juan Edney, Andre Hall, Chris Terrelange), 3:12.56
1989 Lincoln (Pa.) (Clive Terrelonge, Vernon Miller, Juan Edney, Mark Long), 3:11.83
1990 Lincoln (Pa.) (Juan Edney, Clive Terrelonge, Vernon Miller, Lincoln Townsend), 3:10.04
1991 Lincoln (Pa.) (Rodney Moore, Lincoln Townsend, Keith Falconer, Clive Terrelonge), 3:10.47
1992 Wis.-La Crosse (Rob Bean, Chris Carley, Chad Wilkinson, David Coates), 3:10.32
1993 Montclair St. (Jacinto Alayon, Wayne Dennis, Jenabu Williams, DeWayne Stevens), 3:13.85

1994 Neb. Wesleyan (Todd May, Rusty Moore, Scott Nelson, Steve Reynolds), 3:11.43
1995 Lincoln (Pa.) (Jeff Taylor, Anthony Julien, William Robinson, Eric Schmidt), 3:15.96
1996 Lincoln (Pa.) (Larry Lylerly, Anthony Julien, William Robinson, Rodney Moore), 3:13.60
1997 Lincoln (Pa.) (Eric Schmidt, Rashawn McMillan, Larry Lyerly, Robert Woolbright), 3:13.74
1998 Lincoln (Pa.) (Robert Woolbright, Larry Lyerly, Roshawn McMillian, Steve Mitchell), 3:11.59

1999 Lynchburg (Kevin Smith, Johnny Harris, Jason Smith, Safwan Williams), 3:10.20
2000 Central (Iowa) (Nate Koerselman, Adam Hartford, Tommy Tavegia, Chris McCullough), 3:09.64
2001 Central (Iowa) (Chris McCullough, Adam Hartford, Tony Brownlee, Tommy Tavegia), 3:10.56
2002 Central (Iowa) (Chris McCullough, Matt McCombs, Peter Wagner, Tony Brownlee), 3:10.05
2003 Wis.-La Crosse (Nate Olson, Eric Schmidt, Dan Haumschild, Kris Smith), 3:11.08

**one-mile relay*

HIGH JUMP
1974 Kurt Nielsen, Neb. Wesleyan, 6-7
1975 John Stanek, Augustana (Ill.), 6-9
1976 Roscoe Kidd, Fisk, 6-10
1977 Rudy Beaver, Occidental, 2.11 (6-11)
1978 Mark Kelly, Rowan, 2.13 (6-11 3/4)

1979 Kevin Hall, Occidental, 2.10 (6-10 3/4)
1980 Tom Kerwin, North Central (Ill.), 2.14 (7-0 1/4)
1981 Stan Watson, Pomona-Pitzer, 2.11 (6-11)
1982 Stan Watson, Pomona-Pitzer, 2.15 (7-0 1/2)
1983 Tracy Garner, Albion, 2.19 (7-2 1/4)

1984 Stan Watson, Pomona-Pitzer, 7-0
1985 Rob Appell, Hope, 7-0
1986 Eric Ealy, Monmouth (Ill.), 2.08 (6-10)
1987 Oliver Kyler, Frostburg St., 2.08 (6-9 3/4)
1988 Keith Dryden, Wis.-La Crosse, 2.13 (6-11 3/4)

1989 J.R. Dugan, Illinois Col., 2.08 (6-9 3/4)
1990 Carlos Arzuaga, American (P.R.), 2.16 (7-1)
1991 Heath Weddle, Ill. Wesleyan, 2.12 (6-11 1/2)
1992 Bruce Reynolds, Wis.-La Crosse, 2.12 (6-11 1/2)
1993 Jase Graber, Wis.-Eau Claire, 2.16 (7-1)

1994 Craig Cantrell, Central (Iowa), 2.12 (6-11)
1995 Joel Mitre, Redlands, 2.08 (6-9 3/4)
1996 Jason Slaikeu, Wis.-Eau Claire, 2.10 (6-10 3/4)
1997 Thomas Thompson, Lincoln (Pa.), 2.10 (6-10 3/4)
1998 Thomas Thompson, Lincoln (Pa.), 2.15 (7-0 1/2)

1999 Joel Mitre, Redlands, 2.10 (6-10 3/4)
2000 Raheim Greenridge, Wheaton (Mass.), 2.20 (7-2 1/2)
2001 Mark Mirabito, Cortland St., 2.11 (6-11)
2002 Dan Olson, Wheaton (Mass.), 2.16 (7-1)
2003 Dan Olson, Wheaton (Mass.), 2.16 (7-1)

POLE VAULT
1974 Steve Hughes, Westmont, 15-6
1975 Charles Novak, St. Olaf, 14-9
1976 Kevin French, Westmont, 15-6 1/4
1977 Todd Wunderlich, Slippery Rock, 4.72 (15-6)
1978 Rick Cotton, Doane, 4.78 (15-8)

1979 Michael Phillips, Benedictine (Ill.), 4.62 (15-2)
1980 Michael Phillips, Benedictine (Ill.), 4.78 (15-8)
1981 Alan Hill, DePauw, 4.67 (15-4)
1982 Doug Atkinson, Augustana (Ill.), 4.73 (15-6 1/4)
1983 Doug Porter, Occidental, 5.02 (16-5 3/4)

1984 Jim Eike, Wis.-Whitewater, 15-6
1985 Eric Poullain, Tufts, 15-8
1986 Ken Debos, Mount Union, 4.72 (15-5)
1987 David Bell, Muskingum, 4.90 (16-0 3/4)
1988 Kip Janvrin, Simpson, 5.02 (16-5 1/2)

1989 Alex Grelland, St. Lawrence, 4.90 (16-0 3/4)
1990 Doug Geiwitz, Wis.-La Crosse, 4.80 (15-9)
1991 Rick Lubbers, Calvin, 5.05 (16-6 3/4)
1992 Chad Thomas, Muskingum, 5.07 (16-7 1/2)
1993 Chad Thomas, Muskingum, 4.98 (16-4)

1994 Mike Schnur, Wis.-La Crosse, 5.08 (16-8)
1995 Mike Schnur, Wis.-La Crosse, 5.19 (17-0¼)
1996 Matt Keller, Mount Union, 5.00 (16-4¾)
1997 Mike Schur, Wis.-La Crosse, 5.24 (17-2¼)
1998 Matt Lemieux, John Carroll, 5.10 (16-8¾)

1999 Brad Parris, McMurry, 4.80 (15-9)
2000 Brad Parris, McMurry, 5.34 (17-6¼)
2001 Hans Schmidt, Wis.-La Crosse, 5.20 (17-0¾)
2002 Jeremy Scott, Allegheny, 5.05 (16-6¾)
2003 Hans Schmidt, Wis.-La Crosse, 5.35 (17-6½)

LONG JUMP
1974 David Boyd, Fisk, 25-8
1975 Stan Urmann, Cal St. Chico, 24-3
1976 Aubrey Wilson, Fisk, 23-10¾
1977 Keith Journey, Westminster (Mo.), 7.25 (23-9½)
1978 Kent Namikas, Pomona-Pitzer, 7.23 (23-8½)

1979 Rory Johnson, Benedictine (Ill.), 7.20 (23-7½)
1980 Willie Canady, Fort Valley St., 7.27 (23-10¼)
1981 Todd Wallert, Hamline, 7.48 (24-6½)
1982 Dennis Hensch, Hamline, 7.32 (24-0¼)
1983 Tom Weatherspoon, Wis.-Stevens Point, 7.57 (24-10)

1984 Vance Mueller, Occidental, 24-1½
1985 Kirk Dean, La Verne, 23-8¼
1986 Scott Shorney, Denison, 7.39 (24.3)
1987 Scott Shorney, Denison, 7.50 (24-7¼)
1988 Shawn Welti, North Central (Ill.), 7.37 (24-2¼)

1989 Jan Cado, North Central (Ill.), 7.75 (25-5¼)
1990 Nate Kirtman, Pomona-Pitzer, 7.62 (25-0)
1991 Nate Kirtman, Pomona-Pitzer, 7.50 (24-7¼)
1992 Leonard Jones, St. Thomas (Minn.), 7.82 (25-8)
1993 Leonard Jones, St. Thomas (Minn.), 7.78 (25-6¼)

1994 Pat Pilgram, William Penn, 7.35 (24-1½)
1995 Wade Alberts, Neb. Wesleyan, 7.35 (24-1½)
1996 Shawn Watson, Mount Union, 7.58 (24-10½)
1997 Shawn Watson, Mount Union, 7.81 (25-7½)
1998 Shawn Watson, Mount Union, 7.65 (25-1¼)

1999 Shawn Watson, Mount Union, 7.81 (25-7½)
2000 Rob Tyson, Wheaton (Mass.), 7.76 (25-5½)
2001 Damon Talley, Chris. Newport, 7.51w (24-7¾)
2002 Craig Neeley, Ohio Wesleyan, 7.12 (23-4½)
2003 Dion Ballentine, Carthage, 7.38 (24-2½)

TRIPLE JUMP
1974 Anthony Palumbo, Rochester, 49-11
1975 Mike Williams, Widener, 48-9½
1976 Ed Colley, Denison, 49-4¾
1977 Dan Williams, Occidental, 15.15 (49-8½)
1978 Dan Williams, Occidental, 15.30 (50-2½)

1979 Kent Namikas, Pomona-Pitzer, 15.17 (49-9¼)
1980 Leroy Solomon, CCNY, 15.40 (50-6¼)
1981 Alonzo Robinson, Pomona-Pitzer, 14.68 (48-2)
1982 James Parker, Buffalo, 15.15 (49-8½)
1983 Tom Weatherspoon, Wis.-Stevens Point, 15.26 (50-0¾)

1984 Todd Nash, St. Olaf, 49-5½
1985 Doug Alston, Pomona-Pitzer, 50-1¾
1986 Major Tallent, Lynchburg, 14.81 (48-7)
1987 Doug Alston, Pomona-Pitzer, 15.45w (50-8¼)
1988 Raymond Toppins, Frostburg St., 15.67 (51-5)

1989 Jan Cado, North Central (Ill.), 16.58 (54-4¾)
1990 Jan Cado, North Central (Ill.), 16.22 (53-2¾)
1991 Dean Cash, Wis.-La Crosse, 15.72 (51-7)
1992 Nelson Jumbe, Macalester, 15.80 (51-10)
1993 Ajamu Olaniyan, Wis.-La Crosse, 15.72 (51-7)

1994 Nelson Jumbe, Macalester, 15.20 (49-10¼)
1995 Troy Thompson, Emory, 14.76 (48-5¼)
1996 Shawn Watson, Mount Union, 15.24 (50-0)
1997 Nigel Franklyn, Hunter, 15.03 (49-3¾)
1998 Thomas Thompson, Lincoln (Pa.), 15.50 (50-10¼)

1999 Thomas Thompson, Lincoln (Pa.), 15.19 (49-10)
2000 Shannon King, Wis.-Oshkosh, 15.25 (50-0½)
2001 Raheim Greenridge, Wheaton (Mass.), 15.74w (51-7¾)
2002 Raheim Greenridge, Wheaton (Mass.), 15.50 (50-10¼)
2003 Justin Jarmon, Lincoln (Pa.), 14.89 (48-10¼)

SHOT PUT
1974 Steve Lindgren, Hamline, 55-10¾
1975 Mark Dienhart, St. Thomas (Minn.), 57-3¾
1976 Jim Howard, Westmont, 58-9½
1977 William Versen, Carthage, 16.58 (54-4½)
1978 Mark Severson, Hamline, 17.06 (55-11¾)

1979 Bill Dietrick, Neb. Wesleyan, 16.71 (54-10)
1980 Mike Manders, Hamline, 18.34 (60-2)
1981 Ron Hausauer, Jamestown, 17.22 (56-6)
1982 Mike Manders, Hamline, 19.47 (63-10¼)
1983 Mike Manders, Hamline, 19.56 (64-2)

1984 Tom Newberry, Wis.-La Crosse, 61-7
1985 Tom Newberry, Wis.-La Crosse, 62-9½
1986 Terry Strouf, Wis.-La Crosse, 17.92 (58-9½)
1987 Terry Strouf, Wis.-La Crosse, 17.86 (58-7¼)
1988 Terry Strouf, Wis.-La Crosse, 19.09 (62-7¾)

1989 John Wood, Ursinus, 16.66 (54-8)
1990 Keith Rucker, Ohio Wesleyan, 16.72 (54-10¼)
1991 Keith Rucker, Ohio Wesleyan, 17.42 (57-2)
1992 Paul Conlin, Wis.-Platteville, 17.60 (57-9)
1993 Paul Conlin, Wis.-Platteville, 17.78 (58-4)

1994 Dave McClarren, Wis.-Oshkosh, 17.49 (57-4¾)
1995 Rich Pulver, Union (N.Y.), 17.21 (56-5¾)
1996 Dennis Black, Upper Iowa, 17.70 (58-1)
1997 Dennis Black, Upper Iowa, 17.11 (56-1¾)
1998 Jason Lehman, Wis.-Stout, 16.85 (55-3½)

1999 Darwin Dumonceaux, St. John's (Minn.), 17.63 (57-10¼)
2000 Luis Moroney, Wis.-La Crosse, 16.90 (55-5½)
2001 Jim Nelson, Wis.-La Crosse, 17.43 (57-2¼)
2002 Justin Rapp, North Central (Ill.), 17.20 (56-5¼)
2003 Cody Brotherton, McMurry, 17.84 (58-6½)

DISCUS THROW
1974 Bill Iovino, Ohio Wesleyan, 171-1
1975 Steve Frankiewich, Cal St. Chico, 164-0
1976 Jim Howard, Westmont, 179-2
1977 Robert Grim, St. Thomas (Minn.), 49.38 (162-0)
1978 Mark Severson, Hamline, 52.93 (173-8)

1979 Mark Severson, Hamline, 52.06 (172-7)
1980 Mike Manders, Hamline, 53.46 (175-5)
1981 Bret Hennesy, Simpson, 50.32 (165-1)
1982 Mike Manders, Hamline, 58.14 (190-9)
1983 Mike Manders, Hamline, 58.28 (191-2½)

1984 Greg Steelman, Brandeis, 178-2
1985 Tom Newberry, Wis.-La Crosse, 170-11
1986 Mike Mielke, Richard Stockton, 54.94 (180-3)
1987 Doug Presny, Wis.-Platteville, 54.30 (178-2)
1988 Terry Strouf, Wis.-La Crosse, 53.58 (175-9)

1989 Michael Neumann, Wis.-Oshkosh, 53.64 (176-0)
1990 Michael Neumann, Wis.-Oshkosh, 52.14 (171-0)
1991 Keith Rucker, Ohio Wesleyan, 52.06 (170-9)
1992 Pat Ahern, St. Thomas (Minn.), 54.44 (178-7)
1993 Pat Ahern, St. Thomas (Minn.), 53.38 (175-1)

1994 Brian Fennelly, North Central (Ill.), 51.90 (170-3)
1995 Aaron Banks, Concordia-M'head, 49.54 (162-6)
1996 Mike Immel, Ripon, 52.64 (172-8)
1997 Zech Schiebout, Central (Iowa), 51.72 (169-8)
1998 Colin Smith, DePauw, 50.24 (164-10)

1999 Luke Jacobson, Pacific Lutheran, 53.90 (176-10)
2000 Josh Beaver, Neb. Wesleyan, 52.92 (173-7)
2001 Nick Weitor, Carroll (Wis.), 54.00 (177-2)
2002 Mike Turgeon, Wis.-La Crosse, 55.82 (183-2)
2003 Chris Jensen, Wis.-Oshkosh, 54.94 (180-3)

HAMMER THROW
1974 John Pearson, MIT, 170-4
1975 Thomas Lowell, Rensselaer, 182-2
1976 Thomas Lowell, Rensselaer, 181-8
1977 Mark Linscheid, Mass.-Lowell, 58.09 (190-7)
1978 Edward Healy, Fitchburg St., 61.57 (202-0)

1979 Bruce Stirling, Tufts, 54.40 (178-6)
1980 Alan Stirling, Tufts, 57.24 (187-9½)
1981 Mark Miller, Bates, 53.86 (176-8½)
1982 Dave Kieda, MIT, 53.88 (176-9¼)
1983 Jay Hibert, Pomona-Pitzer, 55.36 (181-7½)

1984 Daniel Rich, Rensselaer, 181-4
1985 Jay Hibert, Pomona-Pitzer, 209-10
1986 Carl Giles, Claremont-M-S, 59.14 (194-0)
1987 Stephan Baptista, Mass.-Dartmouth, 56.32 (184-9)
1988 Richard Wright, St. Lawrence, 59.02 (193-8)
1989 Thomas Puschak, Wabash, 60.46 (198-4)
1990 Scott Sargeant, UC San Diego, 58.98 (193-6)
1991 Andy Lemoi, Rhode Island Col., 57.24 (187-9)
1992 Scott Sargeant, UC San Diego, 64.48 (211-6)
1993 Pat Ahern, St. Thomas (Minn.), 59.50 (195-2)

1994 Michael Susank, Claremont-M-S, 60.20 (197-6)
1995 Bobby Walker, Williams, 59.88 (196-5)
1996 Ethan Brooks, Williams, 59.18 (194-2)
1997 Jamie Brewster, Colby, 56.76 (186-3)
1998 Jamie Brewster, Colby, 58.72 (192-8)

1999 Aaron Smith, Gust. Adolphus, 59.34 (194-8)
2000 Jamie Brewster, Colby, 58.94 (193-4)
2001 Mike Koenning, Wis.-La Crosse, 58.70 (192-7)
2002 Jaime Sawler, Bates, 57.56 (188-10)
2003 Jeremy Wendt, Wis.-Whitewater, 62.63 (205-6)

JAVELIN THROW
1974 Robert Sing, Ursinus, 234-11
1975 Rob Orell, Pomona-Pitzer, 239-8
1976 Rob Orell, Pomona-Pitzer, 238-8
1977 Scott Haverty, Fitchburg St., 69.72 (228-9)
1978 Mike Juskus, Rowan, 67.86 (222-8)

1979 William Wolfe, Millersville, 67.17 (220-4)
1980 Mike Juskus, Rowan, 78.76 (258-5)
1981 Mike Juskus, Rowan, 75.80 (248-8)
1982 Thad Sliwinski, Coast Guard, 68.78 (225-7¾)
1983 Steven Ryan, Bates, 69.08 (226-7½)

1984 Chris Trapp, Rose-Hulman, 245-5
1985 Chris Trapp, Rose-Hulman, 229-8
1986 Chris Trapp, Rose-Hulman, 69.62 (228-5)
1987 Dan Pekrul, Albion, 68.10 (223-5)
1988 Tom Scholato, Baldwin-Wallace, 64.28 (210-11)

1989 John Wood, Ursinus, 65.42 (214-7)
1990 Jack Johnson, Thiel, 69.50 (228-0)
1991 Steve Gilbert, Albion, 63.94 (209-9)
1992 Mike Boone, Rowan, 66.86 (219-4)
1993 Steve Gilbert, Albion, 68.04 (223-3)

1994 Kris Theriault, Fitchburg St., 72.08 (236-6)
1995 John Lischner, Thiel, 67.20 (220-6½)
1996 Carl Von Tobel, McDaniel, 65.32 (214-4)
1997 Quang Leba, Claremont-M-S, 61.56 (202-0)
1998 Ed Colleton, Rowan, 64.12 (210-4)

1999 Nick Guerette, Springfield, 67.76 (222-4)
2000 Adam Ressler, Susquehanna, 67.52 (221-6)
2001 Brian Sobolewski, John Carroll, 66.28 (217-5)
2002 Bryan Black, Middlebury, 67.47 (221-4)
2003 Brandon Tedrow, La Verne, 60.31 (197-10)

DECATHLON
1974 Jim Baum, Ashland, 7,030
1975 Mark Lineweaver, Brockport St., 7,101
1976 Tony Hale, Fisk, 7,537
1977 Tony Hale, Fisk, 7,550
1978 Tony Hale, Fisk, 7,359

1979 Paul Trocki, Keene St., 7,163
1980 Rich Grzeszkowiak, Widener, 7,160
1981 Dave Bolton, Washington (Mo.), 7,246
1982 Gary Van Vreede, Wis.-Stevens Point, 6,913
1983 Doug Porter, Occidental, 7,216

1984 Doug Porter, Occidental, 6,760
1985 Mike Meeteer, Wis.-La Crosse, 7,030
1986 Kip Janvrin, Simpson, 7,323
1987 Kip Janvrin, Simpson, 7,528
1988 Kip Janvrin, Simpson, 7,482

1989 William Singhose, MIT, 7,206
1990 Kevin Luthy, Case Reserve, 7,041
1991 Kevin Luthy, Case Reserve, 7,098
1992 Steve Dolan, St. Thomas (Minn.), 6,773
1993 Matt Inskeep, UC San Diego, 7,014

1994 Tom Reason, Albion, 6,946
1995 Erik Rosenkranz, St. Thomas (Minn.), 7,212
1996 John David Stein, Calvin, 6,909
1997 Joe Bedard, Lynchburg, 7,166
1998 Joe Bedard, Lynchburg, 7,120

1999 Jimmy Watts, Willamette, 7,111
2000 Jimmy Watts, Willamette, 7,384
2001 Peter Wagner, Central (Iowa), 7,058
2002 Chris Boyles, Messiah, 7,115
2003 Peter Wagner, Central (Iowa), 6,825

Top Five Team Finishes

Team	1st	2nd	3rd	4th	5th	Best Finish (Year[s])
Albany (N.Y.)	0	0	0	1	1	4th (1995)
Ashland	1	0	0	1	1	1st (1974)
Augustana (Ill.)	0	2	0	2	1	2nd (1975-81)
Baldwin-Wallace	0	0	0	0	1	5th (1982)
Brandeis	0	1	0	0	0	2nd (1976)
Cal St. Chico	0	0	1	0	0	3rd (1975)
Cal St. Stanislaus	0	1	1	1	0	2nd (1980)
Calvin	0	1	0	2	1	2nd (2002)
Central (Iowa)	0	0	1	0	0	3rd (2000)
Chris. Newport	0	0	0	0	1	5th (1997)
Denison	0	0	0	0	1	5th (1987)
Doane	0	0	1	0	0	3rd (1978)
Fisk	0	0	1	1	0	3rd (1976)
Frostburg St.	2	0	1	2	1	1st (1986-87)
Hamline	0	2	1	0	2	2nd (1982-83)
Haverford	0	0	0	0	1	5th (1997)
Lincoln (Pa.)	6	11	1	2	11	1st (1985-90-95-96-99-2000)
Loras	0	0	0	0	1	5th (1989)
MIT	0	0	0	0	1	5th (1989)
Montclair St.	0	0	0	1	1	4th (1992)
Morehouse	0	0	0	0	1	5th (1977)
Mount Union	0	1	5	1	1	2nd (1984)
Neb. Wesleyan	0	0	5	1	1	3rd (1990-91-94-96-99)
North Central (Ill.)	4	0	3	1	3	1st (1989-94-98-2000)
Occidental	1	1	0	1	0	1st (1978)
Pacific Lutheran	0	1	0	0	0	2nd (1999)
Pomona-Pitzer	0	0	0	1	4	4th (1984)
Rowan	5	2	0	0	1	1st (1980-81-82-83-84)
Simpson	0	0	0	0	1	5th (1988)
Slippery Rock	1	0	0	0	0	1st (1979)
Southern-New Or.	3	1	2	2	1	1st (1975-76-77)
St. Lawrence	0	0	1	0	0	3rd (1987)
St. Thomas (Minn.)	0	0	4	2	0	3rd (1984-85-91-93)
Westmont	0	0	0	1	0	4th (1976)
Wheaton (Mass.)	0	0	0	0	1	5th (2002)
Williams	0	2	0	0	0	2nd (1995-96)
Wis.-Eau Claire	0	0	0	1	0	4th (1990)
Wis.-La Crosse	8	3	2	2	0	1st (1988-91-92-93-97-2001-02-03)
Wis.-Oshkosh	0	1	1	0	2	2nd (1990)
Wis.-Platteville	0	0	0	0	1	5th (2003)
Wis.-Stevens Point	0	0	1	2	0	3rd (2001)
Wis.-Stout	0	0	0	0	1	5th (1996)

All-Time Team Results

1974: 1. Ashland, 61; 2. Southern-New Or., 48; 3. Mount Union, 44; 4. Fisk, 40; 5. Pomona-Pitzer, 36; 6. Augustana (Ill.), 35½; 7. Rochester, 28; 8. Westmont, 24; 9. Queens (N.Y.), 22; 10. Baldwin-Wallace, 19; 11. North Central (Ill.), 18; 12. (tie) Coe, Neb. Wesleyan, Rochester Inst. and Wheaton (Ill.), 16; 16. (tie) Albany (N.Y.) and Otterbein, 14; 18. (tie) Brandeis, Luther and Oswego St., 12; 21. Hamline, 11; 22. (tie) MIT, Ohio Wesleyan, St. John's (Minn.), St. Olaf and Ursinus, 10; 27. (tie) Kalamazoo, Lock Haven and St. Lawrence, 8; 30. (tie) Boston St. and Brockport St., 7; 32. (tie) Case Reserve, Central (Iowa), Johns Hopkins, Washington (Mo.) and Wittenberg, 4; 37. Rensselaer, 3; 38. (tie) Alfred, Caltech, Calvin, Chicago St., Denison, TCNJ, Widener and Worcester St., 2; 46. Cortland St., 1½; 47. (tie) Alma, Baruch, Capital, Hope, McDaniel, Rhodes, Susquehanna and Wabash, 1.

1975: 1. Southern-New Or., 66; 2. Augustana (Ill.), 34; 3. (tie) Cal St. Chico and Mount Union, 29; 5. Ashland, 28; 6. St. Thomas (Minn.), 22; 7. Baldwin-Wallace, 21; 8. Jamestown, 20; 9. Baruch, 19; 10. (tie) Neb. Wesleyan and North Central (Ill.), 18; 12. Bowdoin, 17; 13. (tie) Humboldt St. and Pomona-Pitzer, 16; 15. Fisk, 15; 16. (tie) Brandeis and Williams, 14; 18. (tie) Fort Valley St., Hamline, St. Olaf and Worcester St., 12; 22. (tie) Otterbein and Widener, 11; 24. (tie) Brockport St., Rensselaer and Tufts, 10; 27. Cortland St., 9; 28. (tie) Mansfield, Oneonta St., Rose-Hulman and Ursinus, 8; 32. (tie) Aquinas, Plattsburgh St. and Wittenberg, 7; 35. (tie) Alfred, Capital, Miles, Olivet, Rochester Inst. and Wartburg, 6; 41. (tie) Boston St., Coe, Hillsdale, Keene St., Luther, MIT, TCNJ and Susquehanna, 4; 49. Mass.-Dartmouth, 3; 50. Doane, 2½; 51. (tie) Bates, Calvin, Grove City, Macalester, NYIT, St. John's (Minn.) and Swarthmore, 2; 58. Coast Guard, 1½; 59. (tie) Denison, Millersville, Rhodes and Union (N.Y.), 1.

1976: 1. Southern-New Or., 46; 2. Brandeis, 44; 3. Fisk, 41; 4. Westmont, 40; 5. Pomona-Pitzer, 34; 6. Mass.-Lowell, 28; 7. Jamestown, 24; 8. Ashland, 23⅓; 9. TCNJ, 20; 10. (tie) Coe, Fort Valley St., Plattsburgh St. and Westminster (Mo.), 14; 14. (tie) Calvin, Humboldt St. and Neb. Wesleyan, 12; 17. (tie) Boston St. and Otterbein, 11; 19. Wheaton (Ill.), 10⅓; 20. (tie) Denison, Hamline, Rensselaer and Rochester, 10; 24. (tie) Augustana (Ill.), Baldwin-Wallace, Bates, Bowdoin, Lock Haven, Luther, Muskingum, Tufts and Worcester St., 8; 33. (tie) Carleton, Concordia (Neb.), Doane, Gettysburg, Hiram, Lawrence, Olivet, Principia, Rowan and Whittier, 6; 43. Cal Lutheran, 5; 44. (tie) Aquinas, Lake Superior St., Rose-Hulman, St. Olaf, Tri-State, Widener and Wooster, 4; 51. Hope, 2⅓; 52. (tie) Brooklyn, Fredonia St., Heidelberg, Kutztown and North Central (Ill.), 2; 57. (tie) Capital, DePauw, Ferris St., Gust. Adolphus, Hillsdale, Knox, Mansfield, Millersville and Wabash, 1.

1977: 1. Southern-New Or., 50; 2. Occidental, 47; 3. Cal St. Stanislaus, 32; 4. Ashland, 25; 5. Morehouse, 24; 6. (tie) Humboldt St. and Mass.-Lowell, 20; 8. (tie) Baldwin-Wallace and Carthage, 18; 10. Carleton, 17; 11. (tie) Fisk, Fitchburg St., Gettysburg and Westmont, 16; 15. (tie) Augustana (Ill.), Lawrence, Slippery Rock and Union (N.Y.), 14; 19. Cal Lutheran, 13; 20. Widener, 12; 21. St. Thomas (Minn.), 11; 22. (tie) Brandeis, Hamline, Jamestown, MIT, Principia and Westminster (Mo.), 10; 28. Lock Haven, 9; 29. (tie) Alma, Aquinas, Millersville, Neb. Wesleyan, Pomona-Pitzer, Rochester Inst., Rose-Hulman and St. Olaf, 8; 37. (tie) Ferris St. and Ohio Wesleyan, 7; 39. (tie) Doane, Eastern Conn. St., Hobart, North Central (Ill.), Rowan and Wooster, 6; 45. (tie) Heidelberg, Mount Union, Oswego St., Otterbein, Tri-State and Wheaton (Ill.), 4; 51. Benedictine (Ill.), 3; 52. (tie) Alfred, Calvin, Case Reserve, Colby and Marietta, 2; 57. (tie) Fort Valley St., Montclair St., Plymouth St. and Williams, 1.

1978: 1. Occidental, 45; 2. Rowan, 35; 3. Doane, 28; 4. Southern-New Or., 22; 5. Hamline, 21; 6. (tie) Cal St. Stanislaus and Humboldt St., 19; 8. (tie) Brandeis, Pomona-Pitzer and Union (N.Y.), 18; 11. Wheaton (Ill.), 17; 12. (tie) Fitchburg St., Miles and Ohio Wesleyan, 16; 15. Lock Haven, 15; 16. Fisk, 12; 17. Central (Iowa), 11½; 18. North Central (Ill.), 11; 19. (tie) Aquinas, Augustana (Ill.), Bowdoin, Carleton, Coe, Mass.-Dartmouth, Morehouse and Rochester Inst., 10; 27. (tie) Lawrence, Neb. Wesleyan and Plattsburgh St., 9; 30. (tie) Capital, Carthage, Coast Guard, Mount Union, Plymouth St., Principia, Richard Stockton, Westmont and WPI, 8; 39. Gettysburg, 7½; 40. (tie) Baldwin-Wallace, Brockport St., Denison, Fredonia St., Otterbein, St. Thomas (Minn.) and Williams, 6; 47. Slippery Rock, 5; 48. (tie) Benedictine (Ill.), Boston St., Case Reserve, Concordia-M'head, Cortland St., East. Mennonite, Frank. & Marsh. and Upper Iowa, 4; 56. (tie) Allegheny, Ashland, Bates, Calvin, Rose-Hulman, St. Olaf, Salem St., Wabash, Westminster (Mo.), Widener and Worcester St., 2; 67. (tie) Hiram, Jamestown, Keene St., Norwich and Rochester, 1; 72. (tie) Alma and St. Lawrence, ½.

1979: 1. Slippery Rock, 48; 2. Rowan, 44; 3. Hamline, 38; 4. Frostburg St., 28; 5. Southern-New Or., 27; 6. North Central (Ill.), 26; 7. Occidental, 23; 8. (tie) Benedictine (Ill.) and Wheaton (Ill.), 20; 10. Fitchburg St., 19; 11. Baldwin-Wallace, 18½; 12. (tie) Pomona-Pitzer and Pratt, 17; 14. (tie) Fisk, St. John's (Minn.) and Tri-State, 16; 17. Neb. Wesleyan, 14; 18. Millersville, 13; 19. (tie) Hiram, Lincoln (Pa.), Morehouse and St. Thomas

(Minn.), 12; 23. Coe, 11; 24. (tie) Bates, Keene St., Tufts and Union (N.Y.), 10; 28. (tie) Cal St. Stanislaus, DePauw, Humboldt St., MIT, St. Olaf and Simpson, 8; 34. (tie) Allegheny, Augustana (Ill.), Grinnell, Lock Haven and Ohio Wesleyan, 6; 39. (tie) Adrian, Brandeis, Brockport St., Denison, Lebanon Valley, Widener and WPI, 4; 46. (tie) Jamestown and Otterbein, 3; 48. (tie) Carleton, Case Reserve, Fredonia St., Gettysburg, Juniata and Westfield St., 2; 54. Ashland, 1½; 55. (tie) Aquinas, Doane, Mount Union and Wesleyan (Conn.), 1.

1980: 1. Rowan, 61; 2. Cal St. Stanislaus, 56; 3. Southern-New Or., 31; 4. Augustana (Ill.), 29⅓; 5. (tie) Hamline and North Central (Ill.), 24; 7. (tie) Lincoln (Pa.) and St. Thomas (Minn.), 23; 9. Wheaton (Ill.), 22; 10. (tie) Fitchburg St. and Occidental, 20; 12. Humboldt St., 18; 13. Mount Union, 16⅓; 14. Buffalo, 16; 15. (tie) Baldwin-Wallace and Frostburg St., 14; 17. (tie) Benedictine (Ill.), CCNY, Fort Valley St., Jamestown, Kutztown, Neb. Wesleyan, Principia, St. Olaf, Tufts and Widener, 10; 27. Haverford, 9; 28. (tie) Delaware Valley, Knoxville, Millersville, Norwich and Washington (Mo.), 8; 33. Fredonia St., 7; 34. (tie) Adrian, Bates, Richard Stockton and Wartburg, 6; 38. Wesleyan (Conn.), 5; 39. (tie) Bridgewater (Va.), Elizabethtown, Macalester, MIT, Plattsburgh St., Rensselaer, St. Lawrence and Westfield St., 4; 47. Pomona-Pitzer, 3; 48. Wooster, 2⅓; 49. (tie) Brockport St., Cortland St., Kalamazoo and Rochester Inst., 2; 53. (tie) Boston St., Brandeis, Carleton, DePauw, Lock Haven, Rochester, St. John's (Minn.), Simpson and Trinity (Conn.), 1.

1981: 1. Rowan, 58; 2. Augustana (Ill.), 42; 3. North Central (Ill.), 40; 4. Southern-New Or., 34; 5. Pomona-Pitzer, 30; 6. Jamestown, 24; 7. Cal St. Stanislaus, 20; 8. (tie) Principia and Rochester, 18; 10. (tie) Carthage, Lincoln (Pa.) and Richard Stockton, 16; 13. (tie) Baldwin-Wallace and Hamline, 15; 15. Wittenberg, 14; 16. (tie) Cortland St. and Wheaton (Ill.), 13; 18. Simpson, 12; 19. (tie) Albion and Bates, 11; 21. (tie) Carleton, DePauw, Haverford and Washington (Mo.), 10; 25. (tie) MIT, Occidental and Wis.-Stevens Point, 9; 28. (tie) Brandeis, Coe, Frostburg St., Luther, St. Olaf, Wesleyan (Conn.) and Westfield St., 8; 35. (tie) CCNY, Delaware Valley, Mount Union, TCNJ and Ohio Northern, 6; 40. Marietta, 5; 41. (tie) Bridgewater (Va.), Buffalo St., Eisenhower, Elmhurst, Frank. & Marsh., Ill. Wesleyan, Otterbein, Wis.-Oshkosh and Wis.-Stout, 4; 50. (tie) Rose-Hulman and St. John's (Minn.), 3; 52. (tie) Carnegie Mellon, Central (Iowa), Coast Guard, Fredonia St. and Plattsburgh St., 2; 57. (tie) Amherst, Colby, Macalester and Rochester Inst., 1; 61. (tie) Williams and Wis.-Milwaukee, ½.

1982: 1. Rowan, 119; 2. Hamline, 111½; 3. Southern-New Or., 101; 4. Cal St. Stanislaus, 71; 5. Baldwin-Wallace, 69; 6. Frostburg St., 65; 7. (tie) Fredonia St. and Pomona-Pitzer, 61; 9. Wis.-Stevens Point, 52; 10. Augustana (Ill.), 46; 11. Jamestown, 44; 12. Mount Union, 41; 13. (tie) Lincoln (Pa.), North Central (Ill.) and Occidental, 39; 16. (tie) Haverford, St. John's (Minn.), St. Olaf and Wis.-Oshkosh, 25; 20. (tie) Maryville (Mo.) and Susquehanna, 24; 22. (tie) Colby and MIT, 23; 24. Westfield St., 22; 25. Rhode Island Col., 17; 26. (tie) Delaware Valley, Richard Stockton and Simpson, 16; 29. (tie) Buffalo and Coast Guard, 15; 31. (tie) Coe, Fisk, Mass.-Dartmouth and Otterbein, 14; 35. Central (Iowa), 13; 36. Cortland St., 12½; 37. St. Thomas (Minn.), 12⅓; 38. (tie) Allegheny, Bates, TCNJ and Rochester, 12; 42. Millikin, 11; 43. Albion, 10½; 44. (tie) Brandeis, Chicago, Chris. Newport, Wabash and Wis.-Whitewater, 10; 49. Marietta, 9½; 50. (tie) Carnegie Mellon and Wheaton (Ill.), 9; 52. Tufts, 8½; 53. (tie) Brockport St., Emory & Henry, Montclair St., Neb. Wesleyan, St. Lawrence and Whittier, 8; 59. Wis.-Stout, 7½; 60. Benedictine (Ill.), 7⅓; 61. (tie) Dubuque, Fitchburg St. and Ohio Wesleyan, 7; 64. (tie) Alma, Frank. & Marsh., Monmouth (Ill.) and Queens (N.Y.), 6; 68. (tie) Bowdoin, Carleton, Luther, Olivet and Rensselaer, 5; 73. East. Mennonite, 4; 74. (tie) Albany (N.Y.), UC San Diego, Illinois Col. and Rose-Hulman, 3; 78. (tie) Adrian, Calvin, Carthage, Claremont-M-S, Lynchburg and Muskingum, 2; 84. (tie) Catholic, Ithaca and WPI, 1; 87. Hope, ⅓.

1983: 1. Rowan, 97; 2. Hamline, 94; 3. Mount Union, 84½; 4. Lincoln (Pa.), 65½; 5. Pomona-Pitzer, 65; 6. Wis.-Stevens Point, 60; 7. Frostburg St., 55½; 8. St. Thomas (Minn.), 55; 9. Occidental, 52; 10. Southern-New Or., 48; 11. St. John's (Minn.), 42; 12. Fredonia St., 40½; 13. Albion, 37; 14. (tie) Benedictine (Ill.) and Buffalo St., 35; 16. (tie) North Central (Ill.), Simpson and Wis.-Milwaukee, 32; 19. Susquehanna, 28½; 20. Augustana (Ill.), 25; 21. Rochester, 24; 22. Rose-Hulman, 23; 23. (tie) Chris. Newport and Millikin, 22½; 25. (tie) Bates and St. Lawrence, 21; 27. Wis.-La Crosse, 19½; 28. Wis.-Stout, 19; 29. St. Olaf, 18; 30. (tie) Catholic, Montclair St. and Wis.-Whitewater, 17; 33. Cortland St., 16; 34. (tie) Colby, Haverford and North Park, 15; 37. Alfred, 14; 38. (tie) Central (Iowa) and Neb. Wesleyan, 13; 40. (tie) Baldwin-Wallace, Bethel (Minn.), Coast Guard and Rochester Inst., 12; 44. WPI, 11½; 45. (tie) Connecticut Col., Emory & Henry, Merchant Marine, Queens (N.Y.), Whittier and Wis.-Oshkosh, 10; 51. (tie) Bowdoin, Delaware Valley and Denison, 9; 54. (tie) Clark, Fisk, MIT and Westfield St., 8; 58. (tie) Amherst, Carnegie Mellon, Gallaudet, Luther, Ohio Northern and Trinity (Conn.), 7; 64. (tie) Buffalo and Olivet, 6½; 66. (tie) Allegheny, Concordia-M'head, Illinois Col., Monmouth (Ill.), Rhode Island Col., Sonoma St., Wheaton (Ill.) and Williams, 6; 74. (tie) Albany (N.Y.), Brockport St., Dubuque and Hunter, 5; 78. (tie) Brandeis, Coe, DePauw, Gust. Adolphus, Mass.-Dartmouth, Rensselaer, Roanoke, Tufts, Ursinus and Wartburg, 4; 88. (tie) Chicago, Cornell College and Hobart, 3; 91. (tie) CCNY, Mary Washington and McDaniel, 2; 94. (tie) Johns Hopkins and Otterbein, 1.

1984: 1. Rowan, 114; 2. Mount Union, 100; 3. St. Thomas (Minn.), 98; 4. Pomona-Pitzer, 78; 5. Lincoln (Pa.), 73½; 6. Occidental, 67; 7. Fredonia St., 56; 8. Wis.-Oshkosh, 51; 9. Brandeis, 49; 10. Augustana (Ill.), 42½; 11. Southern-New Or., 42; 12. St. Olaf, 40½; 13. Millikin, 39; 14. Wis.-La Crosse, 36½; 15. North Central (Ill.), 35; 16. Rose-Hulman, 32; 17. St. Lawrence, 31; 18. Frostburg St., 30; 19. (tie) Cortland St. and Rensselaer, 27; 21. Wis.-Whitewater, 25½; 22. St. John's (Minn.), 24; 23. Coast Guard, 23; 24. Neb. Wesleyan, 21; 25. Wheaton (Mass.), 20½; 26. Bishop, 20; 27. (tie) Alfred, Merchant Marine and Wis.-Stevens Point, 18; 30. (tie) Benedictine (Ill.) and Simpson, 16; 32. (tie) Baldwin-Wallace, Concordia-M'head, Tufts, Wis.-Milwaukee and Wis.-Stout, 15; 37. Buffalo St., 14; 38. (tie) Brockport St., Carleton, Delaware Valley and WPI, 12; 42. (tie) Luther, Mass.-Dartmouth, Olivet and Westfield St., 11; 46. (tie) Cornell College, Emory & Henry, Grinnell, Hamline and Ohio Wesleyan, 10; 51. (tie) Albany (N.Y.), Chris. Newport, Coe, DePauw, Juniata and Susquehanna, 9; 57. (tie) Colby, Montclair St. and Richard Stockton, 8; 60. (tie) Central (Iowa), Fitchburg St., Gust. Adolphus, Hamilton, Ithaca, Maryville (Tenn.), Otterbein and Redlands, 7; 68. (tie) Haverford, Hope, Illinois Col. and Union (N.Y.), 5; 72. (tie) Elmhurst and Wartburg, 4; 74. (tie) Denison, Fisk, Ill. Wesleyan and Monmouth (Ill.), 3; 78. (tie) Calvin, Knoxville, Macalester, Rochester Inst. and Worcester St., 2; 83. (tie) Carnegie Mellon, Trinity (Conn.) and Wabash, 1.

1985: 1. Lincoln (Pa.), 61; 2. Wis.-La Crosse, 58; 3. St. Thomas (Minn.), 56; 4. Occidental, 46; 5. Frostburg St., 36; 6. Pomona-Pitzer, 31; 7. Susquehanna, 30; 8. Rowan, 27; 9. Wis.-Stevens Point, 25; 10. Wheaton (Ill.), 19; 11. Southern-New Or., 18; 12. (tie) Mount Union, Rose-Hulman and St. John's (Minn.), 16; 15. Neb. Wesleyan, 15; 16. North Central (Ill.), 14; 17. Simpson, 13; 18. (tie) Emory & Henry and MIT, 12; 20. (tie) Mass.-Dartmouth and St. Lawrence, 11; 22. (tie) Grove City, Hope, La Verne, Millikin, Tufts and Wis.-Oshkosh, 10; 28. (tie) Fredonia St. and Hamline, 9; 30. (tie) Elmira, Ithaca, Richard Stockton and Rochester Inst., 8; 34. Carleton, 6½; 35. (tie) Buffalo St., Claremont-M-S, Coe, Gust. Adolphus, Maryville (Tenn.), Rochester, Union (N.Y.), Wartburg and Willamette, 6; 44. (tie) Albany (N.Y.), Lynchburg, Plattsburgh St., Rensselaer, Westfield St., Williams, Wis.-Milwaukee and Wis.-Platteville, 5; 52. (tie) Brandeis, Concordia-M'head, Notre Dame (Cal.) and Widener, 4; 56. (tie) Amherst, Colby, Denison, Fitchburg St., Ill. Wesleyan, John Carroll, Kenyon, Monmouth (Ill.), St. Olaf and William Penn, 3; 66. (tie) Adrian, Bates, Buffalo St., Rhode Island Col. and Worcester St., 2; 71. Calvin, 1½; 72. (tie) Coast Guard, Cornell College, Macalester and Redlands, 1.

1986: 1. Frostburg St., 61; 2. (tie) Lincoln (Pa.) and Wis.-La Crosse, 58; 4. St. Thomas (Minn.), 52; 5. Mount Union, 46; 6. Occidental, 43; 7. Susquehanna, 25; 8. Neb. Wesleyan, 22; 9. Denison, 20; 10. Buffalo St., 18; 11. Wis.-Platteville, 16; 12. (tie) St. John's (Minn.) and Wis.-Stevens Point, 15; 14. (tie) Claremont-M-S, Mass.-Dartmouth, Otterbein and Simpson, 14; 18. Southern-New Or., 13; 19. (tie) Grove City and Wis.-Oshkosh, 12; 21. (tie) Fitchburg St. and North Central (Ill.), 11; 23. Baldwin-Wallace, 10½; 24. Carleton, 10⅓; 25. (tie) Lynchburg, Monmouth (Ill.), Richard Stockton and Rose-Hulman, 10; 29. (tie) Kenyon, Montclair St., Union (N.Y.), Wabash and Wheaton (Ill.), 8; 34. Fredonia St., 7; 35. (tie) Albion, Bates, Cal St. Stanislaus, Case Reserve, Methodist, Rowan and St. Olaf, 6; 42. Merchant Marine, 5⅓; 43. (tie) Albany (N.Y.), Augustana (Ill.), Brandeis, Brockport St., Calvin, Haverford, Muskingum, Rochester Inst., Salisbury, Willamette and Williams, 5; 54. Wm. Paterson, 4; 55. John Carroll, 3½; 56. (tie) Chris. Newport, Cortland St., La Verne, Ohio Wesleyan, Ripon and Rochester, 3; 62. (tie) Alma, Hamline, Lawrence, Middlebury and Worcester St., 2; 67. (tie) East. Mennonite, Ithaca, Redlands, Sewanee and Westfield St., 1; 72. MIT, ⅓.

1987: 1. Frostburg St., 66; 2. Lincoln (Pa.), 56; 3. (tie) St. Lawrence and Wis.-La Crosse, 44; 5. Denison, 29; 6. (tie) Pomona-Pitzer, St. Thomas (Minn.) and Wis.-Platteville, 24; 9. Calvin, 20; 10. (tie) Neb. Wesleyan and Wis.-Oshkosh, 18; 12. (tie) Occidental and Wis.-Stevens Point, 17; 14. Simpson, 16; 15. (tie) Baldwin-Wallace, Montclair St. and Willamette, 15; 18. (tie) Case Reserve and Kenyon, 14; 20. (tie) Bates, Carleton, Loras and Susquehanna, 13; 24. (tie) Fredonia St. and Millikin, 12; 26. Ill. Wesleyan, 11; 27. (tie) Albion, Mass.-Dartmouth, Muskingum, North Central (Ill.), Rochester, Ursinus and Wis.-Whitewater, 10; 34. (tie) Fitchburg St., Hamline and Hope, 9; 37. (tie) Mount Union, Rowan, Williams and Wis.-Stout, 8; 41. St. Olaf, 7; 42. (tie) Augustana (Ill.), Oberlin, Otterbein, Ripon, St. John's (Minn.) and Tufts, 6; 48. (tie) Bridgewater St., Emory & Henry and Monmouth (Ill.), 5; 51. (tie) Amherst, Brandeis, Cal St. Stanislaus, Marietta and Rensselaer, 4; 56. (tie) Elmhurst and Ithaca, 3½; 58. (tie) Blackburn, Claremont-M-S, Luther, Washington (Mo.), Westfield St. and Wis.-Eau Claire, 3; 64. (tie) MIT, Norwich and Notre Dame (Cal.), 2; 67. (tie) Albany (N.Y.), Coast Guard and Sewanee, 1.

1988: 1. Wis.-La Crosse, 54; 2. Lincoln (Pa.), 47; 3. North Central (Ill.), 46; 4. Frostburg St., 38; 5. Simpson, 35; 6. St. Lawrence, 34; 7. St. Thomas (Minn.), 33; 8. Carleton, 30; 9. MIT, 25½; 10. Loras, 25; 11. Washington (Mo.), 23; 12. Claremont-M-S, 21; 13. (tie) Occidental and Wis.-Stevens Point, 19; 15. Case Reserve, 18; 16. Wis.-Eau Claire, 17; 17. Neb. Wesleyan, 14; 18. Fitchburg St., 13; 19. Kenyon, 12; 20. (tie) Baldwin-Wallace and Brandeis, 11; 22. (tie) Amherst, UC San Diego, Hunter, Stony Brook, Susquehanna and Tufts, 10; 28. (tie) Cornell College, Mass.-Dartmouth and Ursinus, 9; 31. (tie) Binghamton, Cal St. Stanislaus, Chris. Newport, Fredonia St., Hope, St. John's (Minn.), St. Olaf and Wis.-Oshkosh, 8; 39. (tie) Calvin, Mount Union and Rowan, 7; 42. (tie) Denison, Redlands and Wis.-Whitewater, 6; 45. (tie) Augustana (Ill.), Cortland St., Methodist, Otterbein and Wis.-Platteville, 5; 50. Central (Iowa), 4½; 51. (tie) Albion, Delaware Valley, Dickinson, Hamline, Ithaca, Millikin and Wooster, 4; 58. (tie) Concordia (Ill.), Rensselaer, Rose-Hulman and WPI, 3; 62. (tie) Bates, La Verne and Monmouth (Ill.), 2; 65. (tie) Bethel (Minn.), Emory, Haverford, Pomona-Pitzer, Sewanee, Trinity (Conn.), Wheaton (Ill.) and Whitman, 1.

1989: 1. North Central (Ill.), 66; 2. Lincoln (Pa.), 58; 3. Wis.-La Crosse, 41; 4. Calvin, 33; 5. (tie) Loras and MIT, 32; 7. Occidental, 29; 8. St. Thomas (Minn.), 28; 9. Moravian, 24; 10. Neb. Wesleyan, 23; 11. Wis.-Oshkosh, 22; 12. Carleton, 21; 13. Ursinus, 20; 14. (tie) Claremont-M-S and Simpson, 19; 16. Wis.-Stout, 14; 17. (tie) Muskingum and Redlands, 13; 19. (tie) Cal St. Stanislaus and Fredonia St., 12; 21. (tie) Case Reserve and Hamline, 11; 23. (tie) Baldwin-Wallace, Cortland St., Illinois Col., Knox, Montclair St., St. Lawrence and Wabash, 10; 30. (tie) Pomona-Pitzer, Rowan and Westfield St., 9; 33. (tie) Central (Iowa), Rochester and Widener, 8; 36. Wis.-Platteville, 7; 37. (tie) Haverford, Messiah, Methodist, Rochester Inst., Stony Brook and York (Pa.), 6; 43. (tie) Amherst, UC San Diego, Emory and Otterbein, 5; 47. (tie) Bates, Carnegie Mellon, Kenyon, Lewis & Clark, Oberlin and Wis.-Whitewater, 4; 53. (tie) Albion, Augustana (Ill.), Chris. Newport, Colorado Col., Elmhurst, Lynchburg, Rhode Island Col., Swarthmore, Washington (Mo.), Wis.-Eau Claire and Wooster, 3; 64. (tie) Binghamton, Brandeis, Buena Vista, Catholic, Chicago, Heidelberg, Macalester, Principia, St. John's (Minn.) and Wis.-Stevens Point, 2; 74. Monmouth (Ill.), 1.

1990: 1. Lincoln (Pa.), 49; 2. Wis.-Oshkosh, 45; 3. Neb. Wesleyan, 42½; 4. Wis.-Eau Claire, 41; 5. North Central (Ill.), 33; 6. Calvin, 32½; 7. Haverford, 26; 8. Frostburg St., 24; 9. Loras, 23; 10. (tie) Occidental and St. Thomas (Minn.), 22; 12. (tie) American (P.R.) and MIT, 21; 14. Albany (N.Y.), 20; 15. Pomona-Pitzer, 18; 16.

(tie) Simpson and Wis.-La Crosse, 17; 18. (tie) Fredonia St. and Moravian, 16; 20. Rowan, 15; 21. Ohio Wesleyan, 14; 22. (tie) Augustana (Ill.), Baldwin-Wallace and Westfield St., 12; 25. (tie) Fitchburg St. and Muskingum, 11; 27. Mount Union, 10½; 28. (tie) Brandeis, UC San Diego, Case Reserve and Thiel, 10; 32. (tie) Buena Vista, Central (Iowa) and Wheaton (Ill.), 9; 35. (tie) St. John's (Minn.), Swarthmore, Wis.-Platteville, Wis.-Stevens Point and Wis.-Whitewater, 8; 40. (tie) Albion, Carleton and Messiah, 7; 43. (tie) Bridgewater St., Cornell College, Lynchburg and Merchant Marine, 6; 47. (tie) Coe, Gallaudet, Monmouth (Ill.), Otterbein, Redlands and Williams, 5; 53. St. Olaf, 4½; 54. Ill. Wesleyan, 4; 55. (tie) East. Mennonite, Ithaca, Kenyon, Wis.-Stout and Worcester St., 3; 60. (tie) Hamline, Millikin and Washington (Mo.), 2; 63. (tie) Albright, Grinnell and Susquehanna, 1.

1991: 1. Wis.-La Crosse, 73; 2. Lincoln (Pa.), 64; 3. Neb. Wesleyan, 39; 4. (tie) Calvin and St. Thomas (Minn.), 37; 6. Haverford, 34; 7. Albany (N.Y.), 33; 8. North Central (Ill.), 30; 9. Frostburg St., 28; 10. Pomona-Pitzer, 26; 11. Rowan, 25; 12. Albion, 22; 13. Ohio Wesleyan, 20; 14. (tie) Cornell College, Ill. Wesleyan and Simpson, 18; 17. Case Reserve, 15; 18. Hamline, 14; 19. (tie) Carleton, Ithaca, Monmouth (Ill.), Williams and Wis.-Oshkosh, 11; 24. (tie) UC San Diego, Catholic, Rhode Island Col., Wis.-Eau Claire and Wis.-Whitewater, 10; 29. (tie) Occidental and Washington (Mo.), 9; 31. Mount Union, 8½; 32. (tie) Augustana (Ill.), Macalester, Muskingum and Tufts, 8; 36. Buena Vista, 7; 37. (tie) Baldwin-Wallace, Brandeis, MIT, Rochester, Stony Brook and Wheaton (Ill.), 6; 43. (tie) Alma, Cortland St., Gettysburg, Millikin and TCNJ, 5; 48. Luther, 4½; 49. (tie) Chicago and Fitchburg St., 4; 51. (tie) Bluffton, Central (Iowa) and Johns Hopkins, 3; 54. (tie) Claremont-M-S, Fredonia St. and Wis.-Stout, 2; 57. (tie) Chris. Newport, Denison, Grinnell, Hartwick, John Carroll, Loras and Thiel, 1.

1992: 1. Wis.-La Crosse, 73½; 2. Lincoln (Pa.), 51⅓; 3. St. Thomas (Minn.), 46; 4. Montclair St., 44; 5. Neb. Wesleyan, 43⅓; 6. Wis.-Eau Claire, 31½; 7. (tie) Augustana (Ill.) and Monmouth (Ill.), 30; 9. North Central (Ill.), 29½; 10. Albany (N.Y.), 27; 11. Calvin, 24½; 12. (tie) UC San Diego and Wis.-Whitewater, 24; 14. Claremont-M-S, 21; 15. (tie) Fitchburg St., Muskingum, Rochester Inst. and Wis.-Platteville, 16; 19. Wis.-Oshkosh, 15; 20. Rowan, 14; 21. Central (Iowa), 13½; 22. (tie) Cornell College and Hamline, 12; 24. (tie) Carleton, Gettysburg, Macalester, Occidental and Williams, 10; 29. (tie) Albion and Mount Union, 9; 31. Mass.-Dartmouth, 8; 32. (tie) Lynchburg, McDaniel, Ohio Northern and Washington (Mo.), 6; 36. Hope, 5½; 37. (tie) Luther, Merchant Marine and Rochester, 5; 40. (tie) Binghamton, Chicago, Concordia-M'head, Eureka, Haverford, Loras and TCNJ, 4; 47. (tie) Adrian, Allegheny, Cortland St., Fredonia St., Frostburg St., Ill. Wesleyan, Richard Stockton and Simpson, 3; 55. Cal Lutheran, 2½; 56. (tie) Baldwin-Wallace, Messiah, Middlebury and Millikin, 2; 60. (tie) Alma, Chris. Newport and Frank. & Marsh., 1; 63. Susquehanna, ½; 64. Elmhurst, ⅓.

1993: 1. Wis.-La Crosse, 97; 2. Lincoln (Pa.), 76; 3. St. Thomas (Minn.), 61; 4. North Central (Ill.), 51; 5. Montclair St., 46; 6. Neb. Wesleyan, 40; 7. Claremont-M-S, 26; 8. Albion, 24; 9. Augustana (Ill.), 20; 10. Calvin, 19; 11. UC San Diego, 18; 12. (tie) Eureka, Gettysburg and Rowan, 16; 15. Albany (N.Y.), 14; 16. (tie) Anderson (Ind.), Central (Iowa), Muskingum and Occidental, 13; 20. (tie) Wis.-Eau Claire, Wis.-Platteville and Wis.-Stout, 12; 23. (tie) Fredonia St. and Wis.-Stevens Point, 11; 25. (tie) Fitchburg St. and Lynchburg, 10; 27. (tie) Emory, MIT and Wis.-Whitewater, 8; 30. (tie) Alfred, Allegheny, Luther, Williams and Wis.-River Falls, 6; 35. (tie) Cornell College, Frostburg St., Lebanon Valley and Rochester Inst., 5; 39. (tie) Bridgewater (Va.), Haverford, Loras, Otterbein, Pomona-Pitzer, Rochester, St. Olaf and Stony Brook, 4; 47. (tie) Bethel (Minn.), Binghamton, Franklin, Gallaudet, Hamline, Moravian and Wheaton (Ill.), 3; 54. (tie) Bates, Brandeis, Buena Vista, Buffalo St., Hope, Redlands, Tufts and Wis.-Oshkosh, 2; 62. (tie) Coast Guard, Gust. Adolphus, Ill. Wesleyan, Ithaca, Methodist and Monmouth (Ill.), 1.

1994: 1. North Central (Ill.), 75; 2. Wis.-La Crosse, 74; 3. Neb. Wesleyan, 54; 4. Lincoln (Pa.), 50; 5. Albany (N.Y.), 44; 6. Claremont-M-S, 40; 7. Central (Iowa), 26; 8. Augustana (Ill.), 22; 9. Williams, 21; 10. Wis.-Oshkosh, 18; 11. Fredonia St., 17; 12. Amherst, 14; 13. Redlands, 13; 14. Moravian, 12; 15. (tie) Emory and Haverford, 11; 17. Wis.-Platteville, 10½; 18. (tie) Albion, Alfred, Fitchburg St., Macalester, MIT, Richard Stockton, William Penn, Wis.-River Falls and Wis.-Whitewater, 10; 27. (tie) Concordia-M'head and Rochester Inst., 9; 29. Pomona-Pitzer, 8½; 30. (tie) Catholic, Dubuque, Hamline, Lynchburg, Thiel and Wheaton (Ill.), 8; 36. (tie) Binghamton, Bridgewater (Va.), Calvin, Case Reserve and Stony Brook, 7; 41. (tie) Carleton, Mount Union, Susquehanna, Wesleyan (Conn.) and Wis.-Stout, 6; 46. (tie) Frostburg St., McDaniel, Methodist, St. Olaf, Washington (Mo.) and Wittenberg, 5; 52. (tie) Gust. Adolphus, Occidental, Rowan and Wm. Paterson, 4; 56. (tie) Chris. Newport, Cortland St. and Luther, 3; 59. (tie) Adrian, Bethel (Minn.), Brockport St., Grove City, Merchant Marine, Ohio Northern, St. Thomas (Minn.) and Union (N.Y.), 2; 67. (tie) Bates, Millikin, Principia, St. John's (Minn.), Simpson and Wis.-Stevens Point, 1.

1995: 1. Lincoln (Pa.), 80; 2. Williams, 61; 3. North Central (Ill.), 48½; 4. Albany (N.Y.), 39; 5. Augustana (Ill.), 32; 6. Wis.-La Crosse, 28; 7. Neb. Wesleyan, 27; 8. St. Olaf, 22; 9. Wheaton (Ill.), 20; 10. Wis.-Stout, 19; 11. (tie) Calvin, Concordia-M'head and Haverford, 18; 14. UC San Diego, 17; 15. Wis.-Platteville, 14; 16. (tie) Claremont-M-S and Thiel, 13; 18. (tie) St. Thomas (Minn.) and Union (N.Y.), 12; 20. Rochester Inst., 11; 21. (tie) Emory, Fredonia St., Lynchburg, MIT, Redlands and Rowan, 10; 27. (tie) Binghamton, Case Reserve, Mount Union and Wis.-Oshkosh, 9; 31. (tie) Alfred, Amherst, Central (Iowa), Coast Guard, McDaniel, Ohio Northern, Principia and Tufts, 8; 39. Brandeis, 7½; 40. (tie) Allegheny, Chris. Newport and Wis.-Stevens Point, 7; 43. (tie) Carleton, Catholic, Fitchburg St., Loras and Methodist, 6; 48. Wis.-Eau Claire, 5½; 49. (tie) Augsburg, Baldwin-Wallace, Buena Vista, Pomona-Pitzer and Salisbury, 5; 54. (tie) American (P.R.), Gust. Adolphus, Monmouth (Ill.) and Simpson, 4; 58. (tie) Occidental and Rochester, 3; 60. Roanoke, 2½; 61. (tie) Anderson (Ind.), Lebanon Valley, Macalester, Rhode Island Col., St. John's (Minn.), Susquehanna and Washington (Mo.), 2; 68. (tie) Hamline, Moravian and Rensselaer, 1.

1996: 1. Lincoln (Pa.), 61; 2. Williams, 59; 3. Neb. Wesleyan, 58; 4. Augustana (Ill.), 56; 5. Wis.-Stout, 50; 6. Mount Union, 46; 7. North Central (Ill.), 43; 8. La Verne, 22; 9. Rowan, 17; 10. Loras, 16; 11. (tie) UC San Diego, Haverford, Wis.-Eau Claire and Wis.-La Crosse, 15; 15. (tie) Amherst, Anderson (Ind.) and Concordia-M'head, 14; 18. (tie) Rochester Inst., Thiel and Upper Iowa, 12; 21. Pomona-Pitzer, 11; 22. (tie) Calvin, Emory, McDaniel and Ripon, 10; 26. (tie) MIT, St. Thomas (Minn.), Simpson, Wheaton (Ill.) and Wis.-Stevens Point, 8; 31. Claremont-M-S, 7; 32. (tie) Baldwin-Wallace, Case Reserve, Cortland St., Frostburg St., Lynchburg, Methodist, Rensselaer, Tufts, Wis.-Oshkosh, Wis.-Platteville and Wittenberg, 6; 43. (tie) Binghamton, Mass.-Dartmouth, Ohio Wesleyan and Wis.-Whitewater, 5; 47. (tie) Bethel (Minn.), Carleton, Carroll (Wis.), Chris. Newport, John Carroll and Wabash, 4; 53. (tie) Bowdoin, Carthage, Gust. Adolphus, Heidelberg, Rhode Island Col., St. Lawrence, Susquehanna and Wartburg, 3; 61. (tie) Buena Vista, Gettysburg, Monmouth (Ill.), Rose-Hulman and St. John's (Minn.), 2; 66. (tie) Defiance, Hiram, Ill. Wesleyan, Luther, Occidental, Ohio Northern, Rochester and Swarthmore, 1.

1997: 1. Wis.-La Crosse, 69½; 2. Lincoln (Pa.), 58⅓; 3. Mount Union, 57½; 4. Wis.-Stevens Point, 36; 5. (tie) Chris. Newport, Haverford and North Central (Ill.), 28; 8. (tie) Rowan and Williams, 25; 10. Howard Payne, 23; 11. Wis.-Stout, 22; 12. Neb. Wesleyan, 21; 13. (tie) Cortland St., Hunter and Wis.-Oshkosh, 16; 16. (tie) Claremont-M-S, Coe and Ohio Wesleyan, 15; 19. (tie) Allegheny and Bridgewater (Va.), 14; 21. (tie) Calvin and Central (Iowa), 13; 23. (tie) UC San Diego and Rensselaer, 12; 25. (tie) Colby, Lynchburg, Upper Iowa and Wis.-Platteville, 10; 29. Springfield, 9; 30. (tie) La Verne, Mass.-Boston, Wheaton (Ill.) and Wis.-Eau Claire, 8; 34. (tie) Brandeis, Carleton, Gust. Adolphus, Pomona-Pitzer, Simpson and Wartburg, 7; 40. (tie) Binghamton, Monmouth (Ill.), Wheaton (Mass.), Wis.-Whitewater and WPI, 6; 45. (tie) Amherst, Anderson (Ind.), Bates, Frostburg St. and TCNJ, 5; 50. (tie) Baldwin-Wallace, Emory, Mary Washington, Millikin, Ohio Northern, Rhodes, Stillman and Tufts, 4; 58. (tie) Carnegie Mellon and Thiel, 3; 60. DeSales, 2; 61. (tie) Carthage, Hope, Ill. Wesleyan, Mass.-Dartmouth, Methodist, Occidental, Rose-Hulman and Whittier, 1; 69. (tie) Johns Hopkins and Redlands, ⅓.

1998: 1. North Central (Ill.), 91; 2. Lincoln (Pa.), 73; 3. Mount Union, 55; 4. Wis.-La Crosse, 36; 5. Rowan, 35; 6. Wis.-Stevens Point, 33; 7. Millikin, 21; 8. (tie) Amherst, Binghamton and Central (Iowa), 19; 11. St. Thomas (Minn.), 18; 12. Lynchburg, 17; 13. UC San Diego, 16; 14. (tie) Chris. Newport and Lebanon Valley, 14; 16. (tie) Neb. Wesleyan, Rensselaer and Rose-Hulman, 13; 19. Wis.-Eau Claire, 12; 20. (tie) Wis.-Platteville and WPI, 11; 22. (tie) Augustana (Ill.) and Ohio Northern, 10½; 24. (tie) Brandeis, Calvin, Colby, DePauw, John Carroll, Plattsburgh St. and Wis.-Stout, 10; 31. Haverford, 9; 32. (tie) Gettysburg, Howard Payne, Rochester Inst., St. Lawrence, Springfield, Tufts, Wheaton (Mass.) and Wooster, 8; 40. Frostburg St., 7; 41. (tie) Anderson (Ind.) and Stillman, 6; 43. (tie) Coe, Gust. Adolphus, Luther, Monmouth (Ill.), Occidental, Washington (Mo.) and Wis.-Oshkosh, 5; 50. (tie) Bridgewater St., Frank. & Marsh., Ill. Wesleyan, Simpson and Wartburg, 4; 55. (tie) Dickinson, Keene St., Mass.-Dartmouth and Susquehanna, 3; 59. (tie) Allegheny, Buffalo St., Claremont-M-S, Ohio Wesleyan, Widener and Williams, 2; 65. (tie) Ithaca, Otterbein, Rhodes and Wabash, 1.

1999: 1. Lincoln (Pa.), 62; 2. Pacific Lutheran, 47; 3. Neb. Wesleyan, 41; 4. Mount Union, 25½; 5. Wis.-Oshkosh, 25; 6. (tie) Calvin and Lynchburg, 22; 8. (tie) Millikin and Wis.-La Crosse, 21; 10. (tie) Amherst and Widener, 20; 12. (tie) Frostburg St. and McMurry, 18; 14. Wheaton (Mass.), 17; 15. Ill. Wesleyan, 16½; 16. (tie) Gust. Adolphus, Rowan and Stillman, 16; 19. (tie) Central (Iowa), Howard Payne and St. John's (Minn.), 15; 22. (tie) Williams and WPI, 13; 24. Dubuque, 12; 25. (tie) UC San Diego, Claremont-M-S and Wis.-Stout, 11; 28. (tie) Albion, DePauw, MIT, Ohio Wesleyan, Redlands, Springfield, Willamette and Wis.-Eau Claire, 10; 36. Bates, 9; 37. Wis.-Stevens Point, 8½; 38. (tie) Brandeis, Coe, Eastern Conn. St., Hunter and Westfield St., 8; 43. (tie) St. Thomas (Minn.) and Wartburg, 7; 45. (tie) Colby, Loras, Tufts and Washington (Mo.), 6; 49. (tie) Heidelberg, Principia and Whitworth, 5; 52. Messiah, 4½; 53. (tie) Haverford, Keene St. and Wabash, 4; 56. (tie) Adrian and Augustana (Ill.), 3½; 58. (tie) Buena Vista, Dickinson, Elmhurst, Fredonia St., Rensselaer, St. Olaf, Trinity (Conn.) and Wis.-Whitewater, 3; 66. (tie) Hamline, McDaniel, Methodist, Occidental and Rhodes, 2; 71. (tie) Bowdoin, Coast Guard, Macalester, Monmouth (Ill.), TCNJ, North Central (Ill.), Ohio Northern, Richard Stockton and Wis.-Platteville, 1.

2000: 1. (tie) Lincoln (Pa.) and North Central (Ill.), 52; 3. Central (Iowa), 38; 4. Wis.-La Crosse, 34½; 5. Wis.-Oshkosh, 33; 6. (tie) Neb. Wesleyan and Wis.-Stevens Point, 32; 8. Wheaton (Mass.), 30; 9. Calvin, 28½; 10. UC San Diego, 26; 11. Lynchburg, 23; 12. Chris. Newport, 19; 13. Pacific Lutheran, 16; 14. St. Thomas (Minn.), 15; 15. Bates, 14; 16. (tie) Frostburg St., McMurry and Millikin, 12; 19. (tie) Rose-Hulman and Worcester St., 11; 21. (tie) Coe, Colby, Elmhurst, Ohio Wesleyan, Rensselaer, St. Olaf, Susquehanna and Willamette, 10; 29. (tie) Heidelberg, La Verne and Wis.-Whitewater, 9; 32. Ill. Wesleyan, 8½; 33. (tie) Claremont-M-S, Hamline, Ursinus, Washington (Mo.), Wis.-Eau Claire, Wis.-Platteville and Wooster, 8; 40. (tie) Allegheny, TCNJ, Plattsburgh St. and Springfield, 7; 44. (tie) John Carroll, Keene St., Macalester, Mount Union and St. John's (Minn.), 6; 49. (tie) Baldwin-Wallace, George Fox, Loras, Montclair St., North Park, Rowan and Wis.-Stout, 5; 56. (tie) Augustana (Ill.), Eastern Ore., MIT and Middlebury, 4; 60. Messiah, 3½; 61. (tie) Bowdoin, Concordia-M'head, Delaware Valley, DePauw, Eastern Conn. St. and Williams, 3; 67. (tie) Monmouth (Ill.), Otterbein, St. Norbert and Widener, 2; 71. (tie) Dickinson, Dubuque, Puget Sound, Wabash, Westfield St. and WPI, 1.

2001: 1. Wis.-La Crosse, 80; 2. Lincoln (Pa.), 60; 3. (tie) Frostburg St. and Wis.-Stevens Point, 34; 5. Calvin, 31½; 6. Central (Iowa), 28; 7. (tie) Wheaton (Mass.) and Williams, 24; 9. Wis.-Whitewater, 21; 10. Chris. Newport, 19; 11. MIT, 18; 12. Neb. Wesleyan, 17; 13. John Carroll, 16; 14. (tie) Carroll (Wis.) and Wis.-Oshkosh, 15; 16. Monmouth (Ill.), 14 ½; 17. Mary Washington, 14; 18. Worcester St., 13; 19. Wartburg, 12; 20. (tie) Bates and Luther, 11; 22. Dubuque, 10 ½; 23. (tie) Cortland St., Haverford, Keene St., North Central (Ill.), St. Norbert and Tufts, 10; 29. (tie) Greenville and Pacific Lutheran, 9; 31. (tie) Allegheny, Coe, Heidelberg, Mount Union, Rensselaer, Ursinus, Wm. Paterson and Wis.-Stout, 8; 39. (tie) Lynchburg and Swarthmore, 7; 41. Ohio Wesleyan, 6 ½; 42. (tie) Geneseo St., Linfield, McMurry, Middlebury, Richard Stockton, Rowan, St.

Olaf, Susquehanna, Widener, Wis.-Eau Claire and WPI, 6; 53. (tie) Emory, Messiah, TCNJ, Rose-Hulman and Wis.-Platteville, 5; 58. (tie) Grinnell, Hope, Loras and St. Thomas (Minn.), 4; 62. Augustana (Ill.), 3 1/2; 63. (tie) Albion and Claremont-M-S, 3; 65. (tie) Anderson (Ind.), Carthage, Montclair St., Rutgers-Camden, St. Lawrence, Trinity (Conn.) and Whittier, 2; 72. Wilmington (Ohio), 1 1/2; 73. (tie) Gust. Adolphus and Sul Ross St., 1.

2002: 1. Wis.-La Crosse, 64; 2. Calvin, 41; 3. Lincoln (Pa.), 39; 4. Wis.-Stevens Point, 31; 5. Wheaton (Mass.), 29; 6. Wis.-Platteville, 26; 7. Central (Iowa), 21; 8. (tie) Bates, Haverford, TCNJ, North Central (Ill.), Pacific Lutheran and Wis.-Whitewater, 20; 14. (tie) Ohio Wesleyan and Wis.-Oshkosh, 18; 16. Williams, 17; 17. Montclair St., 16; 18. Gust. Adolphus, 15; 19. (tie) Claremont-M-S and St. Norbert, 14; 21. Wilmington (Ohio), 13; 22. Keene St., 12; 23. (tie) Dubuque, John Carroll and St. Thomas (Minn.), 11; 26. (tie) Allegheny, Carroll (Wis.), Emory, Messiah, Middlebury, Tufts and Wm. Paterson, 10; 33. (tie) Alma, Hamline, Neb. Wesleyan, Trinity (Conn.) and Wartburg, 9; 38. (tie) DePauw and North Park, 8; 40. (tie) Dickinson, Geneseo St., La Verne, Mount Union, Rowan, Wis.-Stout and York (Pa.), 6; 47. (tie) Albion, Cortland St., Eastern Ore., Greenville, Heidelberg, Mary Washington, MIT, Millikin, Monmouth (Ill.), St. Lawrence, St. Olaf, Union (N.Y.), Widener and Wis.-Eau Claire, 5; 61. (tie) Coe, Juniata and Linfield, 4; 64. (tie) Anderson (Ind.), Defiance, Muskingum and Wheaton (Ill.), 3; 68. (tie) Bowdoin, Concordia-M'head, Lynchburg and McDaniel, 2; 72. (tie) Chris. Newport, Elmhurst and McMurry, 1.

2003: 1. Wis.-La Crosse, 88; 2. Lincoln (Pa.), 64; 3. Wis.-Oshkosh, 44; 4. Neb. Wesleyan, 37; 5. Wis.-Platteville, 25; 6. Willamette, 20; 7. Greenville, 19; 8. Monmouth (Ill.), 18 1/2; 9. (tie) North Central (Ill.) and Wittenberg, 18; 11. Wartburg, 17; 12. Gust. Adolphus, 16 1/2; 13. (tie) Calvin, Chris. Newport and Wis.-Whitewater, 15; 16. MIT, 14 1/2; 17. (tie) TCNJ and St. Thomas (Minn.), 14; 19. (tie) La Verne, Mount Union, Rensselaer and St. Norbert, 13; 23. (tie) Chicago, Keene St., Williams and Wis.-Stevens Point, 12; 27. (tie) Bates, Central (Iowa) and Lehman, 11; 30. (tie) Carthage, McMurry and Wheaton (Mass.), 10; 33. (tie) Claremont-M-S, Sul Ross St. and Wheaton (Ill.), 9; 36. (tie) Baldwin-Wallace, Loras, Mary Washington, St. John's (Minn.), Trinity (Conn.) and Tufts, 8; 42. Albion, 7; 43. (tie) Augsburg, Messiah, Muhlenberg, Rowan, Whittier and Wis.-Eau Claire, 6; 49. (tie) Brockport St., Lynchburg and Puget Sound, 5; 52. (tie) Beloit and Wilmington (Ohio), 4 1/2; 54. (tie) Coe and Dickinson, 4; 56. (tie) Augustana (Ill.), Bridgewater (Va.), Carleton, Haverford, Montclair St., Rutgers-Camden and Washington (Mo.), 3; 63. (tie) George Fox and Middlebury, 2; 65. Rose-Hulman, 1 1/2; 66. (tie) Anderson (Ind.), Elizabethtown, Lawrence, Linfield, Simpson and Union (N.Y.), 1.

Volleyball

NATIONAL COLLEGIATE

2003 Championship

Edited by Marty Benson.

Highlights

Flyers First: History being made in men's collegiate volleyball usually constitutes a team from a state other than California winning a championship. But that's small potatoes compared to what Lewis did at the 2003 National Collegiate Men's Volleyball Championship in Long Beach May 3.

Lewis, located in Romeoville, Illinois, became the first non-Division I school to win the title in the 34-year history of the championship when the Flyers defeated Brigham Young, 42-44, 30-27, 30-21, 23-30, 15-12. The title is the first for the Division II school in any sport. The title also is the first for a Midwest Intercollegiate Volleyball Association (MIVA) representative.

For more, go to the May 12, 2003 issue of The NCAA News at www.ncaa.org.

TOURNAMENT PERCENTAGE LEADERS

Player, Team	K	E	TA	*Pct.	SA	DG	BS
Michael Burke, Brigham Young	27	6	46	.457	0	4	1
Keith Kowal, Penn St.	11	3	20	.400	0	1	1
Gustavo Meyer, Lewis	45	14	81	.383	4	19	2
Jonathan Alleman, Brigham Young	35	13	64	.344	5	17	0
Jeff Soler, Lewis	18	4	41	.342	2	16	2
Carlos Guerra, Penn St.	19	6	41	.317	2	4	0
Sean Rooney, Pepperdine	21	6	51	.294	4	12	0
Fred Winters, Pepperdine	28	8	71	.282	0	5	0
James Elsea, Lewis	15	4	45	.244	4	6	1
Rafael Paal, Brigham Young	35	17	74	.243	9	16	0

**Percentage is derived by subtracting errors from kills and dividing that remainder by total attempts. Minimum of 20 attempts is required to qualify.*

Photo by Matt A. Brown/NCAA Photos

Lewis' Ryan Stuntz raises the Flyers' historic trophy.

Results

SEMIFINALS

MAY 1 AT LONG BEACH ST., SEMIFINAL 1

	1	2	3	4	5
Lewis	30	29	30	25	15
Pepperdine	27	31	27	30	13

Lewis	GP	K	E	TA	PCT	A	SA	SE	RE	DIG	BS	BA	BE	BHE
Jeff Soler	5	10	3	27	.259	1	1	2	6	11	1	1	0	0
Fabiano Barreto	5	31	12	62	.306	1	0	3	0	5	0	2	2	0
Gustavo Meyer	5	24	5	42	.452	3	1	3	2	14	1	5	0	1
Kevin Miller	5	6	5	14	.071	0	1	3	0	1	2	5	0	0
James Elsea	5	8	3	28	.179	1	2	2	0	3	0	5	0	0
Jose Martins	5	6	0	6	1.000	69	1	3	0	16	0	3	0	3
Enrique Escalante	1	0	0	0	.000	0	0	0	0	0	0	0	0	0
Jose Castellano	4	0	0	0	.000	0	0	1	0	2	0	0	0	0
Ryan Stuntz	5	0	0	0	.000	7	0	0	1	19	0	0	0	0
Totals	5	85	28	179	.318	82	6	17	9	71	4	21	2	4

Pepperdine	GP	K	E	TA	PCT	A	SA	SE	RE	DIG	BS	BA	BE	BHE
Andy Hein	5	4	1	8	.375	0	0	2	0	2	0	8	0	0
Mike Gledhill	5	4	7	16	.188	1	2	0	0	5	0	2	0	0
Brad Keenan	5	9	4	20	.250	1	3	3	0	1	0	8	0	0
Fred Winters	5	28	8	71	.282	0	0	3	0	5	0	6	1	0
John Mayer	5	2	0	4	.500	60	0	1	0	12	0	5	0	0
Sean Rooney	5	21	6	51	.294	2	4	1	3	12	0	2	1	0
Brian Wagner	2	0	0	0	.000	1	0	1	0	2	0	2	0	0
Arist DeWolff	4	0	0	0	.000	0	0	0	0	0	0	1	0	0
James Ka	4	0	0	0	.000	0	0	1	0	0	0	0	0	0
Dhiraj Coats	5	0	0	0	.000	0	0	0	3	10	0	0	0	0
Totals	5	68	26	170	.247	65	9	12	6	49	0	34	2	0

Attendance: 3,622; Time: 2:41; Referees: Marvin Hall, Mike Paull; Triple Blocks: Lewis 1.

SEMIFINAL 2

	1	2	3	4
Penn St.	34	25	30	26
Brigham Young	36	30	28	30

Penn St.	GP	K	E	TA	PCT	A	SA	SE	RE	DIG	BS	BA	BE	BHE
Dan O'Dell	3	1	0	1	1.000	28	0	0	0	1	0	2	1	0
Zach Slenker	4	14	8	32	.188	0	0	4	0	1	0	4	0	0
Carlos Guerra	4	19	6	41	.317	0	2	6	5	4	0	2	0	0
Zeliko Koljesar	4	6	1	10	.500	2	2	1	5	2	0	2	0	0
Norman Keil	4	10	2	19	.421	1	0	1	0	3	1	6	2	0
Keith Kowal	4	11	3	20	.400	0	0	1	0	1	1	2	1	0
Ricky Mattei	4	0	0	0	.000	3	0	0	1	16	0	0	0	0
Richard Schneider	3	3	1	6	.333	0	0	0	4	2	0	1	0	0
Nate Matthews	4	1	0	1	1.000	27	1	2	0	1	0	0	0	0
Nate Meerstein	1	0	0	0	.000	0	0	0	0	0	0	0	0	0
Totals	4	65	21	130	.338	61	5	15	16	31	2	19	4	0

Brigham Young	GP	K	E	TA	PCT	A	SA	SE	RE	DIG	BS	BA	BE	BHE
Michael Burke	4	16	2	26	.538	1	0	2	0	3	0	5	2	0
Carlos Moreno	4	5	1	6	.667	62	3	4	0	3	1	2	0	1
Chris Gorny	4	4	3	11	.091	0	4	2	0	2	1	5	1	0
Jaime Mayol	4	11	5	23	.261	0	0	1	3	3	0	2	0	0
Rafael Paal	4	15	6	34	.265	3	4	3	0	6	0	4	1	0
Jonathan Alleman	4	17	6	30	.367	0	4	3	0	10	0	3	0	0
Casey Patterson	4	0	0	0	.000	0	0	2	0	0	0	0	0	0
Joe Hillman	3	0	0	1	.000	0	0	0	0	0	0	0	0	0
Fernando Pessoa	4	0	0	0	.000	2	0	0	2	7	0	0	0	0
Luka Slabe	3	4	1	5	.600	0	1	2	0	0	0	0	0	0
Totals	4	72	24	136	.353	68	16	19	5	34	2	21	4	1

Attendance: 3,622; Time: 2:12; Referees: Alan Stankaitis, Mike Paull; Triple blocks: Penn St. 3, Brigham Young 1.

CHAMPIONSHIP

	1	2	3	4	5
Lewis	42	30	30	23	15
Brigham Young	44	27	21	30	12

MAY 3 AT LONG BEACH ST.

Lewis	GP	K	E	TA	PCT	A	SA	SE	RE	DIG	BS	BA	BE	BHE
Jeff Soler	5	8	1	14	.500	0	1	3	3	5	1	0	0	0
Fabiano Barreto	5	18	14	47	.085	1	0	2	0	6	2	3	2	0
Gustavo Meyer	5	21	9	39	.308	1	2	4	3	5	1	3	0	1
Kevin Miller	5	11	4	22	.318	0	0	4	0	0	2	3	0	0
James Elsea	5	7	1	17	.353	0	2	5	0	3	1	6	1	0
Jose Martins	5	1	0	6	.167	55	0	2	0	9	0	3	0	0
Jose Castellano	3	0	0	0	.000	0	0	1	0	0	0	0	0	0
Ryan Stuntz	5	1	0	1	1.000	4	0	0	4	15	0	0	0	0
Totals	5	67	29	146	.260	61	5	21	10	43	7	18	3	1

Brigham Young	GP	K	E	TA	PCT	A	SA	SE	RE	DIG	BS	BA	BE	BHE
Michael Burke	5	11	4	20	.350	0	0	0	0	1	1	8	0	0
Carlos Moreno	5	0	4	7	.571	66	3	7	0	1	1	3	0	2
Chris Gorny	5	7	3	17	.235	0	1	3	0	3	0	4	0	0
Jaime Mayol	4	5	6	21	.048	0	0	2	0	2	0	2	0	1
Rafael Paal	5	20	11	40	.225	0	5	5	3	10	0	3	0	0
Jonathan Alleman	5	18	7	34	.324	1	1	3	0	7	0	5	1	0
Casey Patterson	4	0	0	0	.000	2	0	1	0	0	0	0	0	0
Fernando Pessoa	5	0	0	0	.000	1	0	0	1	12	0	0	0	0
Luka Slabe	5	12	4	22	.364	1	0	2	1	6	0	0	0	0
Totals	5	73	39	161	.211	71	10	23	5	42	2	25	1	3

Attendance: 4,317; Time: 2:44; Referees: Marvin Hall, Alan Stankaitis; Triple Blocks: Brigham Young 1.

History

Team Results

Year	Champion (Record)	Coach	Score	Runner-Up	Host or Site	Championship Match Attendance	Championship Total Attendance
1970	UCLA (24-1)	Al Scates	3-0	Long Beach St.	UCLA	—	—
1971	UCLA (29-1)	Al Scates	3-0	UC Santa Barb.	UCLA	—	—
1972	UCLA (27-7)	Al Scates	3-2	San Diego St.	Ball St.	—	—
1973	San Diego St. (21-5)	Jack Henn	3-1	Long Beach St.	San Diego St.	7,762	13,412
1974	UCLA (30-5)	Al Scates	3-2	UC Santa Barb.	UC Santa Barb.	3,000	4,842
1975	UCLA (27-8)	Al Scates	3-1	UC Santa Barb.	UCLA	8,000	11,500
1976	UCLA (15-2)	Al Scates	3-0	Pepperdine	Ball St.	4,140	5,514
1977	Southern California (18-1)	Ernie Hix	3-1	Ohio St.	UCLA	4,500	5,152
1978	Pepperdine (21-4)	Marv Dunphy	3-2	UCLA	Ohio St.	4,756	7,415
1979	UCLA (30-0)	Al Scates	3-1	Southern California	UCLA	6,100	6,870
1980	Southern California (22-6)	Ernie Hix	3-1	UCLA	Ball St.	3,000	5,242
1981	UCLA (32-3)	Al Scates	3-2	Southern California	UC Santa Barb.	5,000	3,946
1982	UCLA (29-0)	Al Scates	3-0	Penn St.	Penn St.	5,641	7,476
1983	UCLA (27-4)	Al Scates	3-0	Pepperdine	Ohio St.	3,638	6,580
1984	UCLA (38-0)	Al Scates	3-1	Pepperdine	UCLA	9,809	12,898
1985	Pepperdine (25-2)	Marv Dunphy	3-1	Southern California	UCLA	6,378	7,908
1986	Pepperdine (22-7)	Rod Wilde	3-2	Southern California	Penn St.	3,610	6,925
1987	UCLA (38-3)	Al Scates	3-0	Southern California	UCLA	8,952	11,689
1988	Southern California (34-4)	Bob Yoder	3-2	UC Santa Barb.	IPFW	6,207	12,807
1989	UCLA (29-5)	Al Scates	3-1	Stanford	UCLA	7,244	9,436
1990	Southern California (26-7)	Jim McLaughlin	3-1	Long Beach St.	George Mason	5,511	8,347
1991	Long Beach St. (31-4)	Ray Ratelle	3-1	Southern California	Hawaii	—	5,184
1992	Pepperdine (24-4)	Marv Dunphy	3-0	Stanford	Ball St.	7,391	13,102
1993	UCLA (24-3)	Al Scates	3-0	Cal St. Northridge	UCLA	8,482	11,018
1994	Penn St. (26-3)	Tom Peterson	3-2	UCLA	IPFW	7,908	15,495
1995	UCLA (31-1)	Al Scates	3-0	Penn St.	Springfield, Mass.	4,376	7,925
1996	UCLA (26-5)	Al Scates	3-2	Hawaii	UCLA	7,688	11,396
1997	Stanford (27-4)	Ruben Nieves	3-2	UCLA	Ohio St.	3,798	6,237
1998	UCLA (28-4)	Al Scates	3-0	Pepperdine	Hawaii	9,822	18,901
1999	Brigham Young (30-1)	Carl McGown	3-0	Long Beach St.	UCLA	8,026	13,513
2000	UCLA (29-5)	Al Scates	3-0	Ohio St.	IPFW	2,738	5,031
2001	Brigham Young (23-4)	Carl McGown	3-0	UCLA	Long Beach St.	4,807	9,009
2002	Hawaii (24-8)	Mike Wilton	3-1	Pepperdine	Penn St.	5,357	10,614
2003	Lewis (29-6)	Dave Deuser	3-2	Brigham Young	Long Beach St.	4,317	8,157

All-Tournament Teams

**Most Outstanding Player(s).*

1970
*Dane Holtzman, UCLA
Kirk Kilgour, UCLA
Ed Becker, UCLA
Dodger Parker, Long Beach St.
Craig Foley, Long Beach St.
Tom Bonynge, UC Santa Barb.

1971
*Kirk Kilgour, UCLA
*Tim Bonynge, UC Santa Barb.
Ed Machado, UCLA
Dale Flannery, Ball St.
Jorn Oulie, UC Santa Barb.
Larry Griebenow, UCLA

1972
*Dick Irvin, UCLA
John Zajec, UCLA
Rick Niemi, Ball St.
Randy Stevenson, San Diego St.
Wayne Gracey, San Diego St.
David DeGroot, UC Santa Barb.

1973
*Duncan McFarland, San Diego St.
Chris Marlowe, San Diego St.
Randy Stevenson, San Diego St.
Dodge Parker, Long Beach St.
Miles Pabst, Long Beach St.
Dave Schakel, Ball St.

1974
*Bob Leonard, UCLA
Jim Menges, UCLA
Mike Normand, UCLA
Gerald Gregory, UC Santa Barb.
David DeGroot, UC Santa Barb.
Jon Roberts, UC Santa Barb.
Jim Stone, Ball St.

1975
*John Bekins, UCLA
John Herren, UCLA
Joe Mika, UCLA
Marc Waldie, Ohio St.
Jon Roberts, UC Santa Barb.
Dave DeGroot, UC Santa Barb.

1976
*Joe Mika, UCLA
Marc Waldie, Ohio St.
Dave Olbright, UCLA
Fred Sturm, UCLA
Denny Cline, UCLA
Ted Dodd, Pepperdine
Martin Nora, Pepperdine

1977
*Celso Kalache, Southern California
Marc Waldie, Ohio St.
Dusty Dvorak, Southern California
Bob Yoder, Southern California
Aldis Berzins, Ohio St.
Mike Buckingham, Ohio St.
Nestor Paslawsky, Rutgers

1978
*Mike Blanchard, Pepperdine
Rod Wilde, Pepperdine
Jay Anderson, Pepperdine
Dave Olbright, UCLA
Singin Smith, UCLA
Steve Salmons, UCLA
Aldis Berzins, Ohio St.

1979
*Singin Smith, UCLA
Steve Salmons, UCLA
Peter Ehrman, UCLA
Joe Mika, UCLA
Bob Yoder, Southern California
Pat Powers, Southern California
Tim Hovland, Southern California

1980
*Dusty Dvorak, Southern California
Tim Hovland, Southern California
Steve Timmons, Southern California
Pat Powers, Southern California
Steve Gulnac, UCLA
Karch Kiraly, UCLA
Andy Dumpis, Ohio St.

1981
*Karch Kiraly, UCLA
Steve Gulnac, UCLA
Steve Salmons, UCLA
Tim Hovland, Southern California
John Hedlund, Southern California
Bill Stetson, Southern California
Ahmet Ozcam, Penn St.

1982
*Karch Kiraly, UCLA
Dave Saunders, UCLA
Doug Partie, UCLA
Dave Mochalski, UCLA
Steve Hunkins, Penn St.
Jeff Johnson, Penn St.
Bill Stetson, Southern California

1983
*Ricci Luyties, UCLA
Doug Partie, UCLA
Wally Martin, UCLA
Steve Gulnac, UCLA
Troy Tanner, Pepperdine
Jeff Stork, Pepperdine
Edwin Fernandez, Ohio St.

1984
*Ricci Luyties, UCLA
Doug Partie, UCLA
Asbjorn Volstad, UCLA
Roger Clark, UCLA
Jeff Stork, Pepperdine
Mike Fitzgerald, Pepperdine
Ric Lucas, George Mason

1985
*Bob Ctvrtlik, Pepperdine
Bill Yardley, Southern California
Rudy Dvorak, Southern California
Chao Ying Zhang, Southern California
Troy Tanner, Pepperdine
Matt Rigg, Pepperdine
Mike Fitzgerald, Pepperdine

1986
*Steve Friedman, Pepperdine
Rob Scott, Pepperdine
Matt Rigg, Pepperdine
Dave Yoder, Southern California
Rudy Dvorak, Southern California
Adam Johnson, Southern California
Chris Chase, Penn St.

1987
*Ozzie Volstad, UCLA
Arne Lamberg, UCLA
Jeff Williams, UCLA
Chris Chase, Penn St.
Javier Gaspar, Penn St.
Adam Johnson, Southern California
Dave Yoder, Southern California

1988
*Jen-Kai Liu, Southern California
Tom Duke, Southern California
Bryan Ivie, Southern California
Mike Lauterman, Southern California
David Rottman, UC Santa Barb.
John Wallace, UC Santa Barb.

1989
*Matt Sonnichsen, UCLA

1990
*Bryan Ivie, Southern California
Dan Greenbaum, Southern California
Jason Perkins, Southern California
Kevin Shepard, Southern California
Brent Hilliard, Long Beach St.
Mark Kerins, Long Beach St.

1991
*Brent Hilliard, Long Beach St.
Brett Winslow, Long Beach St.
Jason Stimpfig, Long Beach St.
Alan Knipe, Long Beach St.
Matt Lyles, Long Beach St.
Bryan Ivie, Southern California

1992
*Alon Grinberg, Pepperdine
Tom Sorsenson, Pepperdine
Chip McCaw, Pepperdine
Dave Goss, Stanford
Duncan Blackman, Stanford
David Muir, Penn St.

1993
*Mike Sealy, UCLA
*Jeff Nygaard, UCLA
Kevin Wong, UCLA
Dan Landry, UCLA
Axel Hager, Cal St. Northridge
Ken Lynch, Cal St. Northridge
Coley Kyman, Cal St. Northridge

1994
*Ramon Hernandez, Penn St.
Byron Schneider, Penn St.
Ed Josefoski, Penn St.
Jeff Nygaard, UCLA
Erik Sullivan, UCLA
Paul Nihipali, UCLA

1995
*Jeff Nygaard, UCLA
John Speraw, UCLA
Stein Metzger, UCLA
Ivan Contreras, Penn St.
Todd Reimer, Ball St.
Yuval Katz, Hawaii

1996
*Yuval Katz, Hawaii
Stein Metzger, UCLA
Tom Stillwell, UCLA
Aaron Wilton, Hawaii
Jason Ring, Hawaii
Kevin Hourican, Penn St.

1997
*Mike Lambert, Stanford
Matt Fuerbringer, Stanford
Keenan Whitehurst, Stanford
Paul Nihipali, UCLA
Adam Naeve, UCLA
Ivan Contreras, Penn St.

1998
*Adam Naeve, UCLA
Fred Robins, UCLA
Brandon Taliaferro, UCLA
Victor Rivera, Lewis
Rick Tune, Pepperdine
George Roumain, Pepperdine

1999
*Ossie Antonetti, Brigham Young
Ryan Millar, Brigham Young
Chris Seiffert, Long Beach St.
David Mckenzie, Long Beach St.
Jose Quinones, Penn St.
Scott Lane, IPFW

2000
*Brandon Taliaferro, UCLA
Angel Aja, Ohio St.
Chris Fash, Ohio St.
Colin McMillan, Ohio St.
Seth Burnham, UCLA
Evan Thatcher, UCLA

2001
*Mike Wall, Brigham Young
Hector Lebron, Brigham Young
Joaquin Acosta, Brigham Young
Scott Morrow, UCLA
Adam Naeve, UCLA
Jose Quinones, Penn St.

2002
*Costas Theocharidis, Hawaii
Tony Ching, Hawaii
Brad Keenan, Pepperdine
Lance Walker, Pepperdine
Carlos Guerra, Penn St.
Paul Fasshauer, Ball St.

2003
*Gustavo Meyer, Lewis
Fabiano Barreto, Lewis
Ryan Stuntz, Lewis
Rafael Paal, Brigham Young
Jonathan Alleman, Brigham Young
Carlos Guerra, Penn St.

Tournament Records

(Since 1980)

INDIVIDUAL

KILLS, MATCH
49—Chris Chase, Penn St. (2) vs. Southern California (3), 5-1-87.

KILLS, TOURNAMENT
74—Yuval Katz, Hawaii, 1996 (27 vs. Penn St., 47 vs. UCLA).

TOTAL ATTEMPTS, MATCH
97—Yuval Katz, Hawaii (2) vs. UCLA (3), 5-4-96.

TOTAL ATTEMPTS, TOURNAMENT
143—Yuval Katz, Hawaii, 1996 (49 vs. Penn St., 94 vs. UCLA).

SERVICE ACES, MATCH
5—Robert Chavez, Southern California (2) vs. UCLA (3), 5-9-81; Jeff Hurst, Ohio St. (0) vs. Southern California (3), 5-3-86; Efrain Lopez, George Mason (1) vs. Ball St. (3), 5-7-88; Greg Lehman, Ohio St. (1) vs. UCLA (3), 5-3-01; Rafeal Paal, Brigham Young (2) vs. Lewis (3), 5-3-2003.

SERVICE ACES, TOURNAMENT
9— Rafeal Paal, Brigham Young, 2003 (4 vs. Penn St., 5 vs. Lewis)

BLOCK SOLOS, MATCH
11—Rob Scott, Pepperdine (3) vs. Penn St. (1), 5-2-86; Rob Scott, Pepperdine (3) vs. Southern California (2), 5-3-86.

BLOCK SOLOS, TOURNAMENT
22—Rob Scott, Pepperdine, 1986 (11 vs. Penn St., 11 vs. Southern California).

DIGS, MATCH
27—Uvaldo Acosta, George Mason vs. Ball St., 1988.

DIGS, TOURNAMENT
40—Uvaldo Acosta, George Mason, 1988 (27 vs. Ball St., 13 vs. UC Santa Barb.).

HITTING PERCENTAGE, MATCH

(MIN. 15 ATTEMPTS)
.867—Jeff Nygaard, UCLA (3) vs. Ohio St. (0), 5-7-93.

HITTING PERCENTAGE, TOURNAMENT

(MIN. 20 ATTEMPTS)
.788—Rick Tune, Pepperdine, 1998 (.833 vs. Princeton, 10-0/12; .762 vs. UCLA, 17-1/21).

TEAM

KILLS, MATCH
132—UCLA (3) vs. Lewis (2), 4-30-98.

KILLS, TOURNAMENT
235—Pepperdine, 1986 (105 vs. Penn St., 130 vs. Southern California).

TOTAL ATTEMPTS, MATCH
281—Southern California (3) vs. UC Santa Barb. (2), 5-7-88.

TOTAL ATTEMPTS, TOURNAMENT
455—Pepperdine, 1986 (219 vs. Penn St., 236 vs. Southern California).

SERVICE ACES, MATCH
21—Ohio St. (0) vs. Southern California (3), 5-2-86.

SERVICE ACES, TOURNAMENT
22—Ohio St., 1986 (21 vs. Southern California, 1 vs. Penn St.).

BLOCK SOLOS, MATCH
45—Pepperdine (3) vs. Penn St. (1), 5-2-86.

BLOCK SOLOS, TOURNAMENT
77—Pepperdine, 1986 (45 vs. Penn St., 32 vs. Southern California).

DIGS, MATCH
101—Southern California (3) vs. UC Santa Barb. (2), 1988.

DIGS, TOURNAMENT
154—Southern California, 1988 (53 vs. Ball St., 101 vs. UC Santa Barb.).

HITTING PERCENTAGE, MATCH
.542—UCLA (3) vs. IPFW (0), 5-6-94.

HITTING PERCENTAGE, TOURNAMENT
.463—UCLA, 1993 (.506 vs. Ohio St., 59-14/89; .439 vs. Cal St. Northridge, 92-24/155).

Won-Lost Records in Tournament Play

(Note: Beginning in 1996, no third-place match was played. Semifinal losers are credited with third place.)

Team (Years Participated)	Yrs.	Won	Lost	Pct.	1st	2nd	3rd	4th
Army (1973)	1	0	5	.000	0	0	0	1
Ball St. (1970-71-72-73-74-79-84-85-88-89-90-94-95-97-2002)	15	11	29	.275	0	0	10	5
Brigham Young (1999-2001-03)	3	5	1	.833	2	1	0	0
UC Santa Barb. (1970-71-72-74-75-88)	6	9	12	.429	0	4	1	1
Cal St. Northridge (1993)	1	1	1	.500	0	1	0	0
George Mason (1984-85-88)	3	2	4	.333	0	0	2	1
Hawaii (1995-96-2002)	3	3	3	.500	1	1	0	1
IPFW (1991-92-94-99)	4	1	6	.143	0	0	2	2
Lewis (1996-98-2003)	3	2	2	.500	1	0	2	0
Long Beach St. (1970-73-90-91-99)	5	11	5	.688	1	4	0	0
Ohio St. (1975-76-77-78-80-81-82-83-86-87-93-2000-01)	13	7	18	.280	0	2	6	5
Penn St. (1981-82-83-86-87-89-91-92-93-94-95-96-97-99-2000-01-02-03)	18	10	19	.345	1	3	12	2
Pepperdine (1976-77-78-83-84-85-86-92-98-2000-02-03)	12	14	8	.636	4	5	3	0
Princeton (1998)	1	0	1	.000	0	0	1	0
Rutgers-Newark (1977-78-79-80-90)	5	1	9	.100	0	0	1	4
San Diego St. (1972-73)	2	7	3	.700	1	1	0	0
Southern California (1977-79-80-81-82-85-86-87-88-90-91)	11	15	7	.682	4	6	1	0
Springfield (1971-74-76)	3	0	9	.000	0	0	0	3
Stanford (1989-92-97)	3	4	2	.667	1	2	0	0
UCLA (1970-71-72-74-75-76-78-79-80-81-82-83-84-87-89-93-94-95-96-97-98-2000-01)	23	49	6	.891	18	5	0	0
Yale (1975)	1	0	2	.000	0	0	0	1

All-Time Results

1970 Round Robin: UCLA def. UC Santa Barb., 15-6, 15-10; Long Beach St. def. Ball St., 15-11, 17-15; UCLA def. Ball St., 15-4, 15-6; Long Beach St. def. UC Santa Barb., 15-9, 15-10; Ball St. def. UC Santa Barb., 15-9, 5-15, 15-13; UCLA def. Long Beach St., 15-12, 13-15, 15-2. **Semifinals:** UCLA def. UC Santa Barb., 15-10, 15-13, 15-8; Long Beach St. def. Ball St., 16-14, 6-15, 15-10, 15-6. **Third Place:** UC Santa Barb. def. Ball St., 15-4, 15-4. **Championship:** UCLA def. Long Beach St., 15-7, 15-4, 15-8.

1971 Round Robin: UCLA def. Springfield, 15-3, 15-4; UC Santa Barb. def. Ball St., 15-3, 15-8; UCLA def. Ball St., 15-7, 15-12; UC Santa Barb. def. Springfield, 15-7, 15-12; UCLA def. UC Santa Barb., 15-11, 14-16, 15-9; Ball St. def. Springfield, 15-3, 15-12. **Semifinals:** UCLA def. Springfield, 15-6, 15-1, 15-3; UC Santa Barb. def. Ball St., 15-12, 13-15, 15-8, 15-9. **Third Place:** Ball St. def. Springfield, 15-4, 15-6. **Championship:** UCLA def. UC Santa Barb., 15-6, 17-15, 17-15.

1972 Round Robin: San Diego St. def. Ball St., 15-8, 6-15, 15-5; UCLA def. UC Santa Barb., 15-13, 15-7; San Diego St. def. UCLA, 15-7, 15-11; UC Santa Barb. def. Ball St., 15-9, 15-13; UC Santa Barb. def. San Diego St., 15-13, 15-10; UCLA def. Ball St., 15-1, 15-4. **Semifinals:** UCLA def. Ball St., 15-9, 15-9, 12-15, 15-2; San Diego St. def. UC Santa Barb., 11-15, 13-15, 15-9, 15-11, 15-12. **Third Place:** Ball St. def. UC Santa Barb., 15-10, 15-4. **Championship:** UCLA def. San Diego St., 10-15, 9-15, 15-9, 15-10, 15-7.

1973 Round Robin: Long Beach St. def. Ball St., 15-11, 15-7; San Diego St. def. Army, 15-1, 15-6; San Diego St. def. Ball St., 17-19, 15-12, 15-5; Long Beach St. def. Army, 15-2, 15-3; Ball St. def. Army, 15-4, 15-7; Long Beach St. def. San Diego St., 10-15, 15-13, 15-7. **Semifinals:** Long Beach St. def. Army, 15-5, 15-1, 15-2; San Diego St. def. Ball St., 15-5, 15-7, 15-10. **Third Place:** Ball St. def. Army, 15-7, 15-8. **Championship:** San Diego St. def. Long Beach St., 11-15, 15-13, 15-8, 15-6.

1974 Semifinals: UCLA def. Ball St., 15-10, 15-9, 15-9; UC Santa Barb. def. Springfield, 15-7, 15-3, 15-10. **Third Place:** Ball St. def. Springfield, 15-4, 14-16, 15-9. **Championship:** UCLA def. UC Santa Barb., 10-15, 15-8, 10-15, 15-11, 15-12.

1975 Semifinals: UC Santa Barb. def. Yale, 15-6, 15-4, 15-6; UCLA def. Ohio St., 15-1, 15-11, 8-15, 15-10. **Third Place:** Ohio St. def. Yale, 15-6, 15-9. **Championship:** UCLA def. UC Santa Barb., 15-9, 7-15, 15-9, 15-10.

1976 Semifinals: UCLA def. Springfield, 15-4, 15-2, 15-5; Pepperdine def. Ohio St., 15-7, 15-11, 11-15, 8-15, 15-0. **Third Place:** Ohio St. def. Springfield, 15-4, 15-4. **Championship:** UCLA def. Pepperdine, 18-16, 15-9, 15-11.

1977 Semifinals: Ohio St. def. Pepperdine, 15-10, 5-15, 15-10, 16-14; Southern California def. Rutgers-Newark, 15-11, 15-10, 15-5. **Third Place:** Pepperdine def. Rutgers-Newark, 15-8, 15-6. **Championship:** Southern California def. Ohio St., 15-7, 9-15, 15-10, 15-12.

1978 Semifinals: UCLA def. Rutgers-Newark, 15-11, 15-8, 15-8; Pepperdine def. Ohio St., 9-15, 15-1, 9-15, 15-13, 15-12. **Third Place:** Ohio St. def. Rutgers-Newark, 15-11, 15-12, 15-9. **Championship:** Pepperdine def. UCLA, 15-12, 11-15, 15-8, 5-15, 15-12.

1979 Semifinals: Southern California def. Rutgers-Newark, 15-6, 15-5, 15-7; UCLA def. Ball St., 15-3, 15-1, 15-4. **Third Place:** Rutgers-Newark def. Ball St., 15-11, 13-15, 12-15, 15-7, 15-13. **Championship:** UCLA def. Southern California, 12-15, 15-12, 15-11, 15-7.

1980 Semifinals: Southern California def. Rutgers-Newark, 15-10, 15-8, 15-7; UCLA def. Ohio St., 15-8, 15-7, 15-7. **Third Place:** Ohio St. def. Rutgers-Newark, 15-12, 15-9, 15-2. **Championship:** Southern California def. UCLA, 15-7, 6-15, 15-13, 15-8.

1981 Semifinals: UCLA def. Ohio St., 15-8, 15-7, 15-9; Southern California def. Penn St., 15-2, 15-6, 15-8. **Third Place:** Penn St. def. Ohio St., 17-15, 10-15, 15-7, 15-8. **Championship:** UCLA def. Southern California, 11-15, 15-7, 15-11, 8-15, 15-13.

1982 Semifinals: UCLA def. Ohio St., 15-10, 15-12, 15-7; Penn St. def. Southern California, 15-13, 4-15, 15-13, 6-15, 15-11. **Third Place:** Southern California def. Ohio St., 12-15, 15-2, 15-9. **Championship:** UCLA def. Penn St., 15-4, 15-9, 15-7.

1983 Semifinals: Pepperdine def. Penn St., 15-12, 15-7, 15-9; UCLA def. Ohio St., 15-4, 15-5, 15-4. **Third Place:** Ohio St. def. Penn St., 15-13, 15-12, 13-15, 15-10. **Championship:** UCLA def. Pepperdine, 15-10, 16-14, 15-7.

1984 Semifinals: Pepperdine def. George Mason, 15-12, 15-5, 15-13; UCLA def. Ball St., 15-8, 15-4, 15-6. **Third Place:** George Mason def. Ball St., 15-6, 19-17, 15-9. **Championship:** UCLA def. Pepperdine, 15-11, 15-13, 16-18, 15-12.

1985 Semifinals: Southern California def. George Mason, 15-4, 15-11, 15-10; Pepperdine def. Ball St., 15-2, 15-2, 15-7. **Third Place:** George Mason def. Ball St., 15-12, 15-6, 15-5. **Championship:** Pepperdine def. Southern California, 10-15, 15-10, 15-7, 15-13.

1986 Semifinals: Southern California def. Ohio St., 15-5, 15-10, 15-3; Pepperdine def. Penn St., 15-11, 13-15, 15-11, 15-12. **Third Place:** Penn St. def. Ohio St., 15-9, 15-1, 15-11. **Championship:** Pepperdine def. Southern California, 7-15, 15-13, 15-11, 5-15, 16-14.

1987 Semifinals: Southern California def. Penn St., 15-12, 9-15, 5-15, 15-12, 15-9; UCLA def. Ohio St., 15-7, 15-10, 15-11. **Third Place:** Penn St. def. Ohio St., 15-3, 15-6, 15-6. **Championship:** UCLA def. Southern California, 15-11, 15-2, 16-14.

1988 Semifinals: UC Santa Barb. def. George Mason, 15-9, 15-9, 15-13; Southern California def. Ball St., 15-7, 15-7, 15-11. **Third Place:** Ball St. def. George Mason, 14-16, 15-13, 15-9, 16-14. **Championship:** Southern California def. UC Santa Barb., 15-17, 14-16, 15-10, 15-11, 15-9.

1989 Semifinals: UCLA def. Penn St., 15-6, 15-4, 15-9; Stanford def. Ball St., 15-13, 8-15, 15-9, 15-13. **Third Place:** Penn St. def. Ball St., 15-13, 15-11, 15-6. **Championship:** UCLA def. Stanford, 15-1, 15-13, 4-15, 15-12.

1990 Semifinals: Southern California def. Ball St., 15-4, 15-11, 15-10; Long Beach St. def. Rutgers-Newark, 15-4, 15-8, 15-5. **Third Place:** Ball St. def. Rutgers-Newark, 15-12, 15-4, 7-15, 15-6. **Championship:** Southern California def. Long Beach St., 15-10, 12-15, 15-4, 15-6.

1991 Semifinals: Southern California def. IPFW, 15-9, 15-8, 12-15, 15-3; Long Beach St. def. Penn St., 15-6, 15-3, 17-16. **Third Place:** IPFW def. Penn St., 9-15, 15-6, 15-13, 15-3. **Championship:** Long Beach St. def. Southern California, 15-11, 15-6, 8-15, 15-8.

1992 Semifinals: Pepperdine def. Penn St., 17-16, 15-4, 15-9; Stanford def. IPFW, 15-11, 15-11, 11-15, 13-15, 15-10. **Third Place:** Penn St. def. IPFW, 15-4, 15-5, 15-6. **Championship:** Pepperdine def. Stanford, 15-7, 15-13, 16-14.

1993 Semifinals: Cal St. Northridge def. Penn St., 15-2, 15-5, 15-11; UCLA def. Ohio St., 15-4, 15-4, 15-2. **Third Place:** Penn St. def. Ohio St., 7-15, 8-15, 15-10, 16-14, 15-10. **Championship:** UCLA def. Cal St. Northridge, 15-8, 15-11, 15-10.

1994 Semifinals: Penn St. def. Ball St., 9-15, 15-7, 15-10, 15-6; UCLA def. IPFW, 15-3, 15-8, 15-4. **Third Place:** Ball St. def. IPFW, 15-10, 15-12, 15-11. **Championship:** Penn St. def. UCLA, 9-15, 15-13, 4-15, 15-12, 15-12.

1995 Semifinals: Penn St. def. Hawaii, 7-15, 15-13, 16-14, 6-15, 15-12; UCLA def. Ball St., 15-12, 15-9, 15-10. **Third Place:** Ball St. def. Hawaii, 15-6, 10-15, 15-13, 15-8. **Championship:** UCLA def. Penn St., 15-3, 15-10, 15-10.

1996 Semifinals: UCLA def. Lewis, 15-7, 15-8, 15-10; Hawaii def. Penn St., 15-9, 15-3, 13-15, 15-7. **Championship:** UCLA def. Hawaii, 15-13, 12-15, 9-15, 17-15, 15-12.

1997 Semifinals: UCLA def. Penn St., 15-13, 13-15, 15-4, 10-15, 15-10; Stanford def. Ball St., 15-6, 15-9, 15-10. **Championship:** Stanford def. UCLA, 15-7, 15-10, 9-15, 6-15, 15-13.

1998 Semifinals: UCLA def. Lewis, 13-15, 15-9, 15-6, 13-15, 15-11; Pepperdine def. Princeton, 15-1, 15-6, 15-4. **Championship:** UCLA def. Pepperdine, 15-11, 15-11, 15-7.

1999 Semifinals: Brigham Young def. Penn St., 10-15, 15-4, 15-11, 15-5; Long Beach St. def. IPFW, 15-11, 10-15, 8-15, 15-2, 15-13. **Championship:** Brigham Young def. Long Beach St., 15-9, 15-7, 15-10.

2000 Semifinals: Ohio St. def. Pepperdine, 17-15, 15-9, 15-10; UCLA def. Penn St., 15-11, 15-8, 15-10. **Championship:** UCLA def. Ohio St., 15-8, 15-10, 17-15.

2001 Semifinals: UCLA def. Ohio St., 30-21, 30-20, 22-30, 30-24; Brigham Young def. Penn St., 30-28, 28-30, 30-28, 30-26. **Championship:** Brigham Young def. UCLA, 30-26, 30-26, 32-30.

2002 Semifinals: Hawaii def. Penn St., 30-26, 27-30, 35-33, 30-27; Pepperdine def. Ball St., 30-32, 30-19, 30-20, 33-31. **Championship:** Hawaii def. Pepperdine, 29-31, 31-29, 30-21, 30-24.

2003 Semifinals: Lewis def. Pepperdine, 30-27, 29-31, 30-27, 25-30, 15-13; Brigham Young def. Penn St., 36-34, 30-25, 28-30, 30-26. **Championship:** Lewis def. Brigham Young, 42-44, 30-27, 30-21, 23-30, 15-12.

Women's Spring Championships

Golf 156
Lacrosse 164
Rowing 176
Softball 183
Tennis 224
Outdoor Track and Field 247
Water Polo 269

Golf

DIVISION I

Photo by Sandra Dukes/NCAA Photos

Individual champion Mikaela Parmlid watches her putt.

2003 Championships

Edited by Crissy Schluep.

Highlights

Parmlid Scores Double Victory: Led by individual champion Mikaela Parmlid, Southern California claimed its first team title May 20-23 at Purdue's Birck Boilermaker Golf Complex.

Southern California led Pepperdine by seven strokes entering the final round. Seven quickly turned into 15, but then a string of bogeys allowed Pepperdine to creep to within five. Southern California finished with a 1,197 total, 15 strokes ahead of second-place Pepperdine.

Individual champion Parmlid had to work overtime to earn medalist honors. Her five-over par 77 in the final round pushed her into a tie with Florida's Andrea Vander Lende, who also fired a final-round 77. Parmlid won the first extra hole.

For more, go to the June 9, 2003 issue of The NCAA News at www.ncaa.org.

Results

TEAM STANDINGS

1. Southern California....1,197*
2. Pepperdine 1,212
3. Texas 1,213
4. Ohio St. 1,214
5. UCLA 1,216
   Oklahoma St. 1,216
7. Arizona 1,217
8. Florida.....1,221
9. Auburn 1,224
10. Duke 1,225
11. Georgia 1,226
12. Purdue.....1,234
13. North Carolina.....1,241
14. California 1,242
    Vanderbilt.....1,242
16. Stanford.....1,245
17. South Carolina 1,248
18. Arizona St. 1,250
19. Florida St. 1,256
    Kent St.....1,256
21. Tulsa 1,257
22. Nebraska 1,281
23. Washington St. 1,288
24. Wisconsin.....1,291

** Mikaela Parmlid, 77-73-70-77—297; Irene Cho, 74-79-73-72—298; Anna Rawson, 76-75-77-73—301; Becky Lucidi, 78-79-74-74—305; Tanya Dergal, 80-76-76-78—310.*

INDIVIDUAL LEADERS

(Par: 72-288)

1. Mikaela Parmlid*, Southern California, 77-73-70-77—297
   Andrea Vander Lende, Florida, 77-74-69-77–297
3. Erica Blasberg, Arizona, 78-81-70-69—298
   Irene Cho, Southern California, 74-79-73-72—298
5. Kim Welch, Washington St., 76-72-77-74—299
6. Danielle Downey, Auburn, 76-73-77-74—300
   Janice Olivencia, Texas, 80-77-70-73—300
   Linda Wessberg, Oklahoma St., 80-76-71-73—300
   Kristen White, Ohio St., 76-77-74-73—300
   Lindsey Wright, Pepperdine, 78-73-73-76—300
11. Allison Hanna, Ohio St., 74-76-78-73—301
    Hana Kim, UCLA, 78-75-75-73—301
    Virada Nirapathpongporn, Duke, 72-79-74-76—301
    Sunny Oh, UNLV, 78-76-76-71—301
    Diana Ramage, Auburn, 81-72-74-74—301
    Anna Rawson, Southern California, 76-75-77-73—301
17. Elizabeth Janangelo, Duke, 82-76-72-72—302
    Charlotte Mayorkas, UCLA, 75-83-72-72—302
19. Kelly Froelich, Georgia, 81-77-75-70—303
    Lindsay Knowlton, Ohio St., 78-77-74-74—303
    Carolina Llano, Pepperdine, 83-73-71-76—303
    Annie Thurman, Oklahoma St., 73-74-74-82—303
    Celeste Troche, Auburn, 76-81-71-75—303
24. Summer Simons, Georgia, 82-79-73-70—304
    Karin Sjodin, Oklahoma St., 76-77-78-73—304
    Brittany Straza, Florida 80-78-74-72—304
    May Wood, Vanderbilt, 81-77-73-73—304
28. Kari Damron, Purdue, 74-76-75-80—305
    Meaghan Francella, North Carolina, 77-74-79-75—305
    Becky Lucidi, Southern California, 78-79-74-74—305
    Susie Matthews, UCLA, 76-78-74-77—305
    Kristy McPherson, South Carolina, 79-78-75-73—305
    Ria Quiazon, California, 80-78-75-72—305
    Kim Rowton, Stanford, 74-77-79-75—305

Kristin Tamulis, Florida St., 77-79-74-75—305
36. Vikki Laing, California, 80-76-72-78—306
Blair O'Neal, Arizona St., 76-75-76-79—306
Jessica Reese, Texas, 78-77-76-75—306
Perry Swenson, Texas, 83-76-75-72—306
40. Aimee Cho, Florida, 75-74-81-77—307
Martina Gillen, Kent St., 81-76-78-72—307
Katherine Hull, Pepperdine, 78-78-74-77 —307
Anne Lee, Arizona, 78-79-75-75—307
Sarah Sasse, Nebraska, 75-79-75-78—307
Julie Tvede, Tulsa, 84-75-72-76—307
Lisa Tyler, Georgia, 78-80-74-75—307
47. Laura Myerscough, Arizona, 83-72-76-77—308
Ashley Prange, North Carolina, 79-78-78-73—308
Courtney Wood, Vanderbilt, 82-75-75-76—308
50. Devan Andersen, Texas, 79-80-72-78—309
Courtney Clark, Pepperdine, 77-76-81-75—309
Lisa Ferrero, Texas, 80-80-73-76—309
Nicole Melton, Texas A&M, 80-79-79-71—309
Gabby Wedding, Kent St., 84-74-72-79—309
55. Niloufar Aazam-Zanganeh, Duke, 80-79-74-77—310
Tanya Dergal, Southern California, 80-76-76-78—310
Katie Futcher, Penn St., 86-78-73-73—310
Adrienne Gautreaux, South Carolina, 80-79-75-76—310
Malinda Johnson, Wisconsin, 79-76-75-80—310
Cassandra Kirkland, Arizona, 79-82-74-75—310
Jennifer Selfinger, Ohio St., 81-77-79-73—310
Gaelle Truet, Arizona St., 80-76-79-75—310
Heather Zielinski, Purdue, 81-76-76-77—310
64. Christine Boucher, Kansas St., 81-82-71-77—311
Nicki Cutler, Vanderbilt, 78-78-77-78—311
66. Christine Fernandez, Tulsa, 78-77-80-77—312
Leigh Anne Hardin, Duke, 84-80-74-74—312
Lindsay Morgan, Washington, 80-86-73-73—312
Angela Rho, Stanford, 79-82-76-75—312
Sophia Sheridan, California, 79-77-79-77—312
71. Tiffany Catafygiotu, South Carolina, 79-81-78-75—313
Gina Umeck, UCLA, 85-82-75-71—313
73. Christi Cano, Oklahoma St., 81-75-78-80—314
Beth Hermes, Purdue, 86-81-75-72—314
Brandi Jackson, Furman, 84-80-76-74—314
Kim Kouwabunpat, Stanford, 82-83-73-76—314
Miriam Kraschinski, Arizona, 84-83-76-71—314
Natalia Nicholls, Georgia, 79-78-78-79—314
Abby Spector, North Carolina, 82-83-73-76—314
Heather Suhr, Purdue, 80-80-78-76—314
81. Meghan Adams, North Carolina, 83-83-74-77—317
Rachel Kyono, Pepperdine, 82-76-77-82—317
Melissa Martin, UCLA, 85-79-77-76—317
Onnarin Sattayabanphot, Purdue, 81-77-79-80—317
85. Amanda Dick, Florida, 81-83-77-77—318
86. Carrie Sordel, Florida St., 85-80-80-74—319
87. Beth Marushak, North Carolina, 83-82-80-75—320
88. Jeanne Cho, Florida, 84-81-78-78—321
Katie Connelly, Wisconsin, 84-78-83-76—321
Alison Curdt, Florida St., 86-84-76-75—321
Claire Dury, California, 82-80-80-79—321
Kelly Husted, Stanford, 81-83-82-75—321
Caroline Larsson, Florida St., 83-79-80-79—321
Katie Quinney, Florida St., 84-80-76-81—321
Stephanie Ruiz, Nebraska, 82-85-77-77—321
Kacy Thompson, South Carolina, 80-81-81-79—321
97. Sarah Huarte, California, 82-83-78-79—322
Courtney Jones, Tulsa, 85-77-81-79—322
Erin Tone, Arizona St., 79-86-75-82—322
Becky Wood, Kent St., 80-84-79-79—322
101. Maria Martinez, Auburn, 84-77-81-81—323
102. Jennifer Karr, Oklahoma St., 80-84-82-78—324
Wendra Liang, Stanford, 84-79-79-82—324
Stephanie Schaefer, Nebraska, 78-84-81-81—324
105. Jackie Beers, Georgia, 83-83-82-77—325
106. Cas Bridge, Tulsa, 85-83-82-76—326
Joni Gossett, Vanderbilt, 80-82-82-82—326
Sarah Jacobs, Vanderbilt, 85-84-80-77—326
Maria Kostina, Washington St., 89-81-77-79—326
Alissa Kuczka, Arizona St., 93-78-79-76—326
111. Kristina Engstrom, Duke, 85-80-83-79—327
Suzie Fisher, Tulsa, 82-76-89-80—327
113. Marci Robinson, South Carolina, 85-80-81-82—328
114. Merynn Ito, Nebraska, 85-85-81-78—329
115. Veronique Drouin, Kent St., 79-80-82-89—330
Allyson Harvie, Ohio St., 85-81-82-82—330
Melanie Hunt, Arizona St., 85-82-83-80—330
Katie Williams, Kent St., 87-78-78-87—330
119. Stephanie Parsley, Washington St., 89-84-78-81—332
120. Kingsley Barrett, Auburn, 87-85-78-83—333
121. Jackie Obemueller, Wisconsin, 90-80-81-83—334
122. Lindsay McMillian, Wisconsin, 93-82-84-76—335
123. Jay Lee Longbottom, Washington St., 94-84-78-80—336
124. Carli Gregorin, Wisconsin, 87-94-84-80—345
125. Ashleigh Gilhuly, Washington St., 89-85-90-88—352
126. Beth Ann Cherry, Nebraska, 92-89-90-91—362

History

Team Results

Year	Champion	Coach	Score	Runner-Up	Score	Host
1982	Tulsa	Dale McNamara	1,191	TCU	1,227	Stanford
1983	TCU	Fred Warren	1,193	Tulsa	1,196	Georgia
1984	Miami (Fla.)	Lela Cannon	1,214	Arizona St.	1,221	Georgia
1985	Florida	Mimi Ryan	1,218	Tulsa	1,233	Amherst
1986	Florida	Mimi Ryan	1,180	Miami (Fla.)	1,188	Ohio St.
1987	San Jose St.	Mark Gale	1,187	Furman	1,188	New Mexico
1988	# Tulsa	Dale McNamara	1,175	Georgia	1,182	New Mexico St.
				Arizona St.	1,182	
1989	San Jose St.	Mark Gale	1,208	Tulsa	1,209	Stanford
1990	Arizona St.	Linda Vollstedt	1,206	UCLA	1,222	South Carolina
1991	* UCLA	Jackie Steinmann	1,197	San Jose St.	1,197	Ohio St.
1992	San Jose St.	Mark Gale	1,171	Arizona	1,175	Arizona St.
1993	Arizona St.	Linda Vollstedt	1,187	Texas	1,189	Georgia
1994	Arizona St.	Linda Vollstedt	1,189	Southern California	1,205	Oregon
1995	Arizona St.	Linda Vollstedt	1,155	San Jose St.	1,181	UNC Wilmington
1996	* Arizona	Rick LaRose	1,240	San Jose St.	1,240	UCLA
1997	Arizona St.	Linda Vollstedt	1,178	San Jose St.	1,180	Ohio St.
1998	Arizona St.	Linda Vollstedt	1,155	Florida	1,173	Wisconsin
1999	$ Duke	Dan Brooks	895	Arizona St.	903	Tulsa
				Georgia	903	
2000	Arizona	Todd McCorkle	1,175	Stanford	1,196	Oregon St.
2001	Georgia	Todd McCorkle	1,176	Duke	1,179	Stetson
2002	Duke	Dan Brooks	1,164	Arizona, Auburn, Texas	1,170	Washington
2003	Southern California	Andrea Gaston	1,197	Pepperdine	1,213	Purdue

** Won in sudden death. #Tulsa's participation in 1988 championships vacated. $Fourth round canceled due to rain. (Note: Par-74 tournaments held in 1983 and 1988; par-72 tournaments held in 1990, 1992, 1995, 1996, 1997, 1998, 2000, 2001 and 2002; Par-71 tournament held in 1999; all other championships par-73 tournaments.)*

TEAM CHAMPIONSHIPS

Arizona St. 6, San Jose St. 3, Arizona 2, Duke 2, Florida 2, Tulsa 2, Georgia, Miami (Fla.), TCU, UCLA, Southern California, 1 each.

INDIVIDUAL CHAMPIONSHIPS

Arizona 4, Arizona St. 4, Duke 2, Georgia 2, Southern California 2, Texas 2, Tulsa 2, Florida, Miami (Fla.), New Mexico, San Jose St., 1 each.

Individual Records

SCORE, ONE ROUND

65 (7 under par)—Vicki Goetze, Georgia, final round, 1992; Caroline Peek, Furman, second round, 1995; Grace Park, Arizona St., second and third rounds, 1998; Jenny Chuasiriporn, Duke, first round, 1998.

SCORE, AFTER TWO ROUNDS

130 (14 under par)—Grace Park, Arizona St., 1998.

SCORE, AFTER THREE ROUNDS

207 (9 under par)—Grace Park, Arizona St., 1998; Jennifer Rosales, Southern California, 1998; Virada Nirapathpongporn, Duke, 2002.

SCORE, AFTER FOUR ROUNDS

284 (12 under par)—Penny Hammel, Miami (Fla.), 1983.

Team Records

NUMBER OF APPEARANCES IN NCAA REGIONALS

17—Arizona

NUMBER OF CONSECUTIVE APPEARANCES IN NCAA REGIONALS

16—Arizona

NUMBER OF APPEARANCES IN NCAA CHAMPIONSHIPS

15—Duke, Georgia

(Note: Team score composed of low four individual scores each round.)

SCORE, FOUR ROUNDS

1,182 (2 under par)—Georgia, 1988 (Heather Kuzmich 291, Sue Thomas 298, Stephanie Lowe 299, Nanci Bowen 302, Anne Cain 302); Arizona, 1988 (Martina Koch 295, Kris Hoos 296, Mette Hageman 305, Kathryn Imrie 305, Lara Mack 310).

Individual Champions

1982 Kathy Baker, Tulsa, 295
1983 Penny Hammel, Miami (Fla.), 284
1984 Cindy Schreyer, Georgia, 297
1985 Danielle Ammaccapane, Arizona St., 298
1986 Page Dunlap, Florida, 291
1987 Caroline Keggi, New Mexico, 289
1988 Melissa McNamara, Tulsa, 287
1989 Pat Hurst, San Jose St., 292
1990 Susan Slaughter, Arizona, 297
1991 Annika Sorenstam, Arizona, 290
1992 Vicki Goetze, Georgia, 280
1993 Charlotta Sorenstam, Texas, 287
1994 Emilee Klein, Arizona St., 286
1995 Kristel Mourgue d'Algue, Arizona St., 283
1996 Marisa Baena, Arizona, 296
1997 Heather Bowie, Texas, 285
1998 Jennifer Rosales, Southern California, 279
1999 Grace Park, Arizona St., 212
2000 Jenna Daniels, Arizona, 287
2001 Candy Hannemann, Duke, 285
2002 Virada Nirapathpongporn, Duke, 279
2003 Mikaela Parmlid, Southern California, 297

All-Time Team Results

1982: 1. Tulsa, 1,191; 2. TCU, 1,227; 3. Oklahoma St., 1,233; 4. Florida, 1,234; 5. Texas A&M, 1,246; 6. Stanford, 1,247; 7. UCLA, 1,248; 8. New Mexico, 1,251; 9. Southern California, 1,253; 10. Arizona St., 1,254; 11. Southern Methodist, 1,256; 12. Brigham Young, 1,267; 13. (tie) Arizona and San Jose St., 1,269; 15. Florida Int'l, 1,273; 16. (tie) LSU and North Carolina, 1,276; 18. Michigan St., 1,286; 19. Rollins, 1,310.

1983: 1. TCU, 1,193; 2. Tulsa, 1,196; 3. Georgia, 1,206; 4. Southern Methodist, 1,209; 5. Florida, 1,215; 6. Miami (Fla.), 1,216; 7. Lamar, 1,226; 8. Florida Int'l, 1,229; 9. Furman, 1,230; 10. South Fla., 1,233; 11. Arizona, 1,240; 12. New Mexico, 1,242; 13. Arizona St., 1,257; 14. Ohio St., 1,260; 15. Texas, 1,268; 16. Duke, 1,288; 17. Illinois St., 1,332.

1984: 1. Miami (Fla.), 1,214; 2. Arizona St., 1,221; 3. Furman, 1,226; 4. Florida, 1,228; 5. South Fla., 1,237; 6. Tulsa, 1,238; 7. Duke, 1,244; 8. New Mexico, 1,245; 9. Stanford, 1,254; 10. Ohio St., 1,261; 11. Texas, 1,273; 12. North Carolina, 1,277; 13. Texas A&M, 1,286; 14. TCU, 1,292; 15. U.S. Int'l, 1,297; 16. Michigan St., 1,302; 17. San Jose St., 1,303.

1985: 1. Florida, 1,218; 2. Tulsa, 1,233; 3. Arizona St., 1,236; 4. Furman, 1,237; 5. Miami (Fla.), 1,255; 6. Georgia, 1,257; 7. New Mexico, 1,257; 8. San Jose St., 1,260; 9. UCLA, 1,261; 10. Texas A&M, 1,267; 11. (tie) Indiana and U.S. Int'l, 1,269; 12. Ohio St., 1,270; 13. Brigham Young, 1,277; 14. Florida Int'l, 1,279; 15. Stanford, 1,287; 16. Weber St., 1,352; 17. Penn St., 1,396.

1986: 1. Florida, 1,180; 2. Miami (Fla.), 1,188; 3. Southern California, 1,202; 4. Arizona St., 1,205; 5. (tie) Kentucky and Tulsa, 1,206; 7. Southern Methodist, 1,207; 8. San Jose St., 1,215; 9. LSU, 1,217; 10. Oklahoma St., 1,218; 11. Duke, 1,220; 12. Indiana, 1,223; 13. Georgia, 1,227; 14. UCLA, 1,231; 15. Stanford, 1,232; 16. Furman, 1,235; 17. Florida Int'l, 1,242.

1987: 1. San Jose St., 1,187; 2. Furman, 1,188; 3. Florida, 1,190; 4. Southern California, 1,191; 5. Miami (Fla.), 1,192; 6. Oklahoma St., 1,203; 7. (tie) Duke and New Mexico, 1,205; 9. Alabama, 1,207; 10. Stanford, 1,210; 11. Arizona St., 1,211; 12. Arizona, 1,214; 13. Indiana, 1,215; 14. (tie) South Carolina and U.S. Int'l, 1,225; 16. UCLA, 1,228; 17. Texas, 1,229.

1988: 1. Tulsa, 1,175; 2. (tie) Arizona St. and Georgia, 1,182; 4. Florida, 1,184; 5. Duke, 1,186; 6. San Jose St., 1,187; 7. Texas, 1,189; 8. Arizona, 1,191; 9. Miami (Fla.), 1,198; 10. (tie) Kentucky and New Mexico St., 1,200; 12. Oklahoma St., 1,205; 13. UCLA, 1,208; 14. New Mexico, 1,222; 15. U.S. Int'l, 1,226; 16. Southern California, 1,230; 17. Ohio St., 1,235.

1989: 1. San Jose St., 1,208; 2. Tulsa, 1,209; 3. Oklahoma St., 1,219; 4. Arizona, 1,220; 5. Florida, 1,230; 6. (tie) Arizona St. and Georgia, 1,234; 8. North Carolina, 1,237; 9. Southern California, 1,238; 10. (tie) Stanford and Texas, 1,240; 12. Minnesota, 1,249; 13. Auburn, 1,251; 14. TCU, 1,252; 15. New Mexico St., 1,253; 16. Southern Methodist, 1,257; 17. Ohio St., 1,287.

1990: 1. Arizona St., 1,206; 2. UCLA, 1,222; 3. Florida, 1,223; 4. San Jose St., 1,225; 5. (tie) Texas and Tulsa, 1,227; 7. Arizona, 1,228; 8. Auburn, 1,229; 9. Stanford, 1,239; 10. South Fla., 1,247; 11. Indiana, 1,253; 12. Southern California, 1,256; 13. Kentucky, 1,261; 14. Kansas, 1,270; 15. Furman, 1,274; 16. Oklahoma St., 1,277; 17. Georgia, 1,284.

1991: 1. *UCLA, 1,197; 2. San Jose St., 1,197; 3. Arizona, 1,212; 4. South Fla., 1,217; 5. Georgia, 1,222; 6. Stanford, 1,224; 7. Texas, 1,232; 8. Lamar, 1,233; 9. Tulsa, 1,235; 10. Kentucky, 1,237; 11. New Mexico St., 1,240; 12. Southern Methodist, 1,244; 13. Duke, 1,245; 14. Florida St., 1,255; 15. Florida, 1,260; 16. Iowa, 1,276; 17. TCU, 1,278.

**won in a playoff*

1992: 1. San Jose St., 1,171; 2. Arizona, 1,175; 3. Georgia, 1,181; 4. Stanford, 1,187; 5. UCLA, 1,193; 6. Texas, 1,198; 7. Oklahoma St., 1,200; 8. North Carolina, 1,203; 9. Arizona St., 1,206; 10. Miami (Fla.), 1,220; 11. Furman, 1,223; 12. Duke, 1,227; 13. Indiana, 1,229; 14. Florida St., 1,236; 15. (tie) Southern California and Southern Methodist, 1,239; 17. Kentucky, 1,246.

1993: 1. Arizona St., 1,187; 2. Texas, 1,189; 3. San Jose St., 1,190; 4. Georgia, 1,197; 5. Southern California, 1,212; 6. Furman, 1,213; 7. Wake Forest, 1,215; 8. (tie) Indiana and North Carolina, 1,218; 10. UCLA, 1,224; 11. Stanford, 1,232; 12. South Carolina, 1,238; 13. Oklahoma, 1,240; 14. Arizona, 1,242; 15. Ohio St., 1,252; 16. New Mexico, 1,267; 17. Oregon, 1,293.

1994: 1. Arizona St., 1,194; 2. Southern California, 1,205; 3. San Jose St., 1,220; 4. Duke, 1,224; 5. Texas, 1,234; 6. UCLA, 1,236; 7. Stanford, 1,238; 8. Wake Forest, 1,240; 9. Tulsa, 1,243; 10. Oklahoma St., 1,247; 11. Furman, 1,251; 12. Oklahoma, 1,253; 13. Tennessee, 1,258; 14. Oregon, 1,263; 15. Florida, 1,266; 16. North Carolina, 1,268; 17. Indiana, 1,271; 18. Florida St., 1,272.

1995: 1. Arizona St., 1,155; 2. San Jose St., 1,181; 3. Wake Forest, 1,185; 4. Stanford, 1,188; 5. Indiana, 1,194; 6. Furman, 1,195; 7. UCLA, 1,199; 8. North Carolina, 1,203; 9. (tie) South Carolina and Texas, 1,204; 11. Duke, 1,215; 12. Arizona, 1,224; 13. Oregon, 1,225; 14. Southern California, 1,231; 15. New Mexico, 1,232; 16. (tie) Oklahoma and Washington, 1,234; 18. Georgia, 1,235.

1996: 1. *Arizona, 1,240; 2. San Jose St., 1,240; 3. Texas, 1,241; 4. UCLA, 1,243; 5. Stanford, 1,248; 6. Arizona St., 1,255; 7. Duke, 1,260; 8. LSU, 1,262; 9. Florida, 1,265; 10. Tulsa, 1,275; 11. Wake Forest, 1,277; 12. Texas Tech, 1,288; 13. Furman, 1,293; 14. South Carolina, 1,295; 15. UCF, 1,302; 16. New Mexico St., 1,302; 17. New Mexico, 1,308; 18. Auburn, 1,309.

**won in a playoff*

1997: 1. Arizona St., 1,178; 2. San Jose St., 1,180; 3. Arizona, 1,190; 4. Stanford, 1,191; 5. UCLA, 1,192; 6. Tennessee, 1,197; 7. Oregon, 1,200; 8. Ohio St., 1,202; 9. Tulsa, 1,202; 10. Florida, 1,208; 11. Wake Forest, 1,210; 12. TCU, 1,219; 13. Auburn, 1,221; 14. Campbell, 1,226; 15. New Mexico St., 1,228; 16. Furman, 1,229; 17. Texas A&M, 1,235; 18. Washington, 1,267.

1998: 1. Arizona St., 1,155; 2. Florida, 1,173; 3. Arizona, 1,174; 4. Duke, 1,179; 5. LSU, 1,187; 6. Tulsa, 1,188; 7. Southern California, 1,193; 8. (tie) New Mexico and Stanford, 1,199; 10. (tie) Georgia and Texas, 1,201; 12. Ohio St., 1,208; 13. Indiana, 1,209; 14. Oregon, 1,213; 15. North Carolina, 1,214; 16. Oregon St., 1,225; 17. New Mexico St., 1,226; 18. Washington, 1,229; 19. Auburn, 1,231.

1999: 1. Duke, 895; 2. (tie) Arizona St. and Georgia, 903; 4. Arizona, 904; 5. Pepperdine, 911; 6. Tulsa, 913; 7. Southern California, 914; 8. Stanford, 916; 9. Texas, 921; 10. LSU, 923; 11. Ohio St., 936; 12. Oklahoma St., 938; 13. Florida St., 940; 14. South Carolina, 941; 15. (tie) Auburn and Furman, 944; 17. (tie) San Jose St. and TCU, 946; 19. New Mexico St., 961.

Fourth round was canceled due to inclement weather.

2000: 1. Arizona, 1,175; 2. Stanford, 1,196; 3. Texas, 1,198; 4. Southern California, 1,199; 5. Tennessee, 1,206; 6. Auburn, 1,210; 7. Georgia, 1,211; 8. Pepperdine, 1,213; 9. Purdue, 1,215; 10. LSU, 1,216; 11. (tie) Arizona St., New Mexico St. and Oregon, 1,217; 14. Duke, 1,218; 15. San Jose St., 1,225; 16. Tulsa, 1,227; 17. Wake Forest, 1,228; 18. Florida, 1,230; 19. Nebraska, 1,239; 20. (tie) Ohio St., Michigan St. and TCU, 1,240; 23. Oklahoma, 1,243; 24. Northwestern, 1,247.

2001: 1. Georgia, 1,176; 2. Duke, 1,179; 3. Texas, 1,191; 4. Auburn, 1,193; 5. (tie) UCLA and Oklahoma St., 1,194; 7. Southern California, 1,196; 8. Arizona, 1,197; 9. Stanford, 1,201; 10. Tulsa, 1,208; 11. New Mexico St., 1,209; 12. (tie) LSU and Michigan St.,

1,210; 14. Pepperdine, 1,211; 15. Kent St., 1,224; 16. Washington, 1,226; 17. San Jose St., 1,227; 18. Arizona St., 1,228; 19. California, 1,234; 20. Purdue, 1,236; 21. New Mexico, 1,237; 22. Ohio St., 1,247; 23. South Fla., 1,251; 24. South Carolina, 1,254.

2002: 1. Duke, 1,164; 2. (tie) Arizona, Auburn and Texas, 1,170; 5. Georgia, 1,176; 6. (tie) Florida and Oklahoma, 1,179; 8. Ohio St., 1,180; 9. (tie) Arizona St. and Pepperdine, 1,186; 11. Stanford, 1,187; 12. Tulsa, 1,188; 13. Oklahoma St., 1,189; 14. Southern California, 1,192; 15. California, 1,193; 16. Purdue, 1,198; 17. Michigan, 1,199; 18. Vanderbilt, 1,201; 19. Michigan St., 1,202; 20. Washington, 1,203; 21. UCLA, 1,204; 22. Wake Forest, 1,206; 23. South Carolina, 1,217; 24. South Fla., 1,271.

2003: 1. Southern California, 1,197; 2. Pepperdine, 1,212; 3. Texas, 1,213; 4. Ohio St., 1,214; 5. (tie) UCLA and Oklahoma St., 1,216; 7. Arizona, 1,217; 8. Florida, 1,221; 9. Auburn, 1,224; 10. Duke, 1,225; 11. Georgia, 1,226; 12. Purdue, 1,234; North Carolina, 1,241; 14. (tie) California and Vanderbilt, 1,242; 16. Stanford, 1,245; 17. South Carolina, 1,248; 18. Arizona St., 1,250; 19. (tie) Florida St. and Kent St., 1,256; 21. Tulsa, 1,257; 22. Nebraska, 1,281; 23. Washington St., 1,288; 24. Wisconsin, 1,291.

Golf

DIVISION II

Photo by Chris Livingston/NCAA Photos

Charlotte Campbell of Rollins won the individual title.

2003 Championships

Edited by Crissy Schluep.

Highlights

Rollins (Finally) Takes First: The role of bridesmaid in women's golf is over for Rollins. The Tars waltzed to a 39-stroke victory in the championships May 14-17 at Howey-in-the-Hills, Florida.

Rollins, which placed second in 1996, 2000 and 2001, defeated Florida Southern, who had won the crown for three consecutive years.

Rollins dominated play from the start, gaining a 29-stroke lead over Florida Southern after the first two rounds. Northern Colorado finished third in the team standings, followed by Grand Valley State and Longwood.

Rollins freshman Charlotte Campbell claimed medalist honors by four strokes, matching the NCAA Division II tournament record for the lowest individual round with her two-under-par 71 in the final round. Campbell was named the NCAA Division II Player of the Year and Freshman of the Year before the tournament.

For more, go to the May 26, 2003 issue of The NCAA News at www.ncaa.org.

Results

TEAM STANDINGS

1. Rollins 1,237*
2. Fla. Southern..... 1,276
3. Northern Colo. 1,312
4. Grand Valley St..... 1,321
5. Longwood..... 1,324
6. St. Mary's (Tex.) 1,335
7. Minn. St. Mankato..... 1,337
8. Northeastern St. 1,377

**Charlotte Campbell, 78-74-76-71—299; Freddie Seeholzer, 78-74-75-80—307; Mariana De Biase, 81-80-79-74—314; Sabrina Gassner, 78-79-82-83—322; Jennifer Beames, 89-81-80-80—330.*

INDIVIDUAL LEADERS

(Par: 73-292)

1. Charlotte Campbell, Rollins, 78-74-76-71—299
2. Pamela Feggans, Fla. Southern, 80-76-71-76—303
3. Emily Russell, Northern Colo., 76-79-78-74—307
   Freddie Seeholzer, Rollins, 78-74-75-80—307
5. Kim Keyer-Scott, Northern Ky., 74-77-79-80—310
6. Sarah Coleson, Fla. Southern, 77-79-79-76—311
7. Kathryn Bobbie, Ferris St., 78-78-79-78—313
8. Mariana De Biase, Rollins, 81-80-79-74—314
9. Melissa Sneller, Grand Valley St., 78-77-82-78—315
10. Kelly White, Western Wash., 83-80-78-77—318
11. Meredith Easley, West Tex. A&M, 77-83-82-79—321
12. Sabrina Gassner, Rollins, 78-79-82-83—322
13. Kristi Carlson, Minn. St. Mankato, 81-83-78-82—324
14. Stephanie Hicks, Longwood, 82-85-77-81—325
15. Tiffany Woodyer, Longwood, 79-84-81-83—327
16. Rachel McFarland, Tusculum, 77-87-87-77—328
17. Jennifer Beames, Rollins, 89-81-80-80—330
    Meagan Dahlberg, Northern Colo., 84-86-80-80—330
19. Angie Armstrong, Fla. Southern, 82-85-84-80—331
    Michelle Green, Minn. St. Mankato, 84-80-80-87—331
    Kate Meyer, St. Mary's (Texas), 81-80-86-84—331
22. Amanda Diamond, Longwood, 87-87-79-80—333
    Laura Lundbohm, Southwest St., 84-90-80-79—333
    Nicole Wyne, St. Mary's (Tex.), 86-84-80-83—333
25. Jenny Otto, Minn. St. Mankato, 82-83-79-90—334
    Kristi Vienneau, Grand Valley St., 82-87-87-78—334
    Jillian Wyne, St. Mary's (Tex.), 83-87-81-83—334
28. Emily Tankey, Fla. Southern, 89-88-79-80—336
29. Charlotte Larson, Northern Colo., 80-87-86-84—337
30. Catherine Carvajal, St. Mary's (Tex.), 91-82-84-81—338
    Danielle Miron, Northeastern St., 88-84-82-84—338
    Allison Toomer, Northeastern St., 89-86-81-82—338
33. Lisa Bowden, Central Ark., 86-83-89-81—339
    Mary Millage, Longwood, 88-87-81-83—339
35. Shannon Briggs, Grand Valley St., 84-88-82-86—340
    Megan Riley, Fla. Southern, 86-86-87-81—340
37. Melissa Riegle, Grand Valley St., 92-80-84-87—343
38. Petra Lindgren, Northern Colo., 82-87-91-84—344
39. Jenny Huff, Northeastern St., 88-89-83-85—345
40. Nicole Augustine, Grand Valley St., 88-93-84-83—348
41. Angie Glover, Northern Colo., 92-88-87-82—349
42. Jennifer Ellsworth, Minn. St. Mankato, 96-91-86-83—356
    Sarah LeClair, St. Cloud St., 86-87-95-88—356
44. Molly VanPetten, Northeastern St., 87-96-89-86—358
45. Chelsea Siler, St. Mary's (Tex.), 98-86-87-93—364
46. Arron Thompson, Northeastern St., 87-98-94-88—367
47. Tucker McCarthy, Longwood, 91-91-97-95—374
48. Becky Digman, Minn. St. Mankato, 88-94-95-WD

History

Team Results

Year	Champion	Coach	Score	Runner-Up	Score	Host
1996	Methodist	Karen Gray	1,286	Rollins	1,287	Grand Valley St.
1997	Lynn	Gregg Cox	1,292	Methodist	1,318	Rollins
1998	Methodist	Kim Kincer	1,254	Fla. Southern	1,259	Grand Valley St.
1999	Methodist	Kim Kincer	1,282	Fla. Southern	1,285	Sunshine State Conference
2000	Fla. Southern	Robbie Davis	1,259	Rollins	1,266	Lone Star Conference
2001	Fla. Southern	Robbie Davis	1,250	Rollins	1,266	Rock Hill, South Carolina
2002	Fla. Southern	Robbie Davis	1,234	Barry	1,308	Grand Valley St.
2003	Rollins	Julie Garner	1,237	Fla. Southern	1,276	Howey-in-the Hills, Fla.

(From 1996-99, the championship was combined with Division III.)
(Note: Par-72 tournament held in 1996, 1998 and 2001; par-73 tournament held in 1997, 2003; par-71 tournament held in 2000.)

TEAM CHAMPIONSHIPS

Fla. Southern 3, Methodist 3, Lynn, Rollins, 1 each.

INDIVIDUAL CHAMPIONSHIPS

Fla. Southern 6, Lynn, Rollins, 1 each.

Individual Records

SCORE, ONE ROUND
71 (two-under par)—Amanda Diamond, Longwood, 2002 (second).

SCORE, AFTER TWO ROUNDS
147 (3 over par)—Carla Dobchuk, Neb.-Kearney, 2001.

SCORE, AFTER THREE ROUNDS
226 (7 over par)—Jana Peterkova, Fla. Southern, 2002.

SCORE, AFTER FOUR ROUNDS
299 (7 over par)—Charlotte Campbell, Rollins, 2003.

Team Records

(Note: Team score composed of low four individual scores each round.)

SCORE, ONE ROUND
302 (10 over par)—Fla. Southern, 2002 (third).

SCORE, FOUR ROUNDS
1,234 (66 over par)—Fla. Southern, 2002 (Jana Peterkova, 306; Lisa Ball, 308; Sarah Coleson, 309; Rachel Bell, 312; Jenica Karol, 330).

Individual Champions

1996 Shanna Nagy, Fla. Southern, 313
1997 Zoe Grimbeek, Lynn, 315
1998 Shanna Nagy, Fla. Southern, 301
1999 Lisa Cave, Fla. Southern, 313
2000 Lisa Cave, Fla. Southern, 310
2001 Jana Peterkova, Fla. Southern, 302
2002 Jana Peterkova, Fla. Southern, 306
2003 Charlotte Campbell, Rollins, 299

All-Time Team Results

1996: 1. Methodist, 1,286; 2. Rollins, 1,287; 3. Simpson, 1,325; 4. Fla. Southern, 1,362; 5. Hardin-Simmons, 1,383; 6. Concordia-M'head, 1,386; 7. South Dakota St., 1,403; 8. Truman, 1,415; 9. Franklin, 1,432.

1997: 1. Lynn, 1,292; 2. Methodist, 1,318; 3. Simpson, 1,401; 4. Concordia-M'head, 1,404; 5. Franklin, 1,421; 6. Indianapolis, 1,434; 7. South Dakota St., 1,460; 8. Buena Vista, 1,469.

1998: 1. Methodist, 1,254; 2. Fla. Southern, 1,259; 3. Longwood, 1,277; 4. Simpson, 1,301; 5. Minn. St. Mankato, 1,137; 6. (tie) Concordia-M'head and Luther, 1,334; 8. Franklin, 1,341; 9. Hardin-Simmons, 1,380; 10. North Dakota, 1,381.

1999: 1. Methodist, 1,282; 2. Fla. Southern, 1,285; 3. Rollins, 1,360; 4. Hardin-Simmons, 1,368; 5. Lewis, 1,380; 6. (tie) Concordia-M'head and Western N.M., 1,384; 8. Simpson, 1,401; 9. Franklin, 1,421; 10. Luther, 1,428.

2000: 1. Fla. Southern, 1,259; 2. Rollins, 1,266; 3. Northeastern St., 1,330; 4. Western N.M., 1,337; 5. Minn. St. Mankato, 1,374; 6. Grand Valley St., 1,381; 7. Longwood, 1,385; 8. North Dakota, 1,463.

2001: 1. Fla. Southern, 1,250; 2. Rollins, 1,266; 3. Western N.M., 1,313; 4. Longwood, 1,333; 5. Ferris St., 1,360; 6. Northern Colo., 1,368; 7. Northeastern St., 1,372; 8. Minn. St. Mankato, 1,421.

2002: 1. Fla. Southern, 1,234; 2. Barry, 1,308; 3. Northern Ky., 1,327; 4. Western N.M., 1,329; 5. Grand Valley St., 1,339; 6. Northeastern St., 1,341; 7. Minn. St. Mankato, 1,363; 8. Neb.-Omaha, 1,372.

2003: 1. Rollins, 1,237; 2. Fla. Southern, 1,276; 3. Northern Colo., 1,312; 4. Grand Valley St., 1,321; 5. Longwood, 1,324; 6. St. Mary's (Tex.), 1,335; 7. Minn. St. Mankato, 1,337; 8. Northeastern St., 1,377.

Golf

DIVISION III

Photo by Peter Zuzga/NCAA Photos

Stefanie Simmerman of St. Mary's (Indiana) claimed the individual title.

2003 Championships

Edited by Crissy Schluep.

Highlights

Monarchs win by 53: Even though winning women's golf championships may be old hat for Methodist, Monarchs first-year coach Vici Pate got to put a new feather in it. The Monarchs won their 16th golf championship in 18 years and their sixth consecutive, but it was the first for Pate.

Methodist claimed this year's title by a Division III-record 53 strokes. The Monarchs carded a final-round 321 for a total score of 1,296. Mary Hardin-Baylor, last year's runner-up, finished strong, passing two teams in the final round to placed second with a 1,349 score.

For Saint Mary's (Indiana), competing in its first NCAA postseason, sophomore Stefanie Simmerman posted a 315 to claim the individual title.

For more, go to the May 26, 2003 issue of The NCAA News at www.ncaa.org.

Results

TEAM STANDINGS

1. Methodist.....1,295*
2. Mary Hardin-Baylor ...1,348
3. DePauw.....1,349
4. St. Mary's (Ind.).....1,353
5. Wis.-Oshkosh.....1,361
6. Wis.-Eau Claire.....1,364
7. Gust. Adolphus.....1,388
8. St. Lawrence 1,400
9. Simpson 1,411
10. McMurry.....1,440

**Jessie Hunter, 77-82-78-82—315; Michelle Meadows, 79-79-83-82—323; Hope Thomas, 80-83-88-80—314; Melissa Arnett, 85-85-83-79—332.*

INDIVIDUAL LEADERS

(Par: 73-292)

1. Stefanie Simmerman, St. Mary's (Ind.), 76-82-77-80—315
2. Jessie Hunter, Methodist, 77-82-78-82—319
3. Michelle Meadows, Methodist, 79-79-83-82—323
   Jennifer Prock, Wis.-Eau Claire, 85-77-82-79—323
5. Kristy Schaaf, Macalester, 86-83-78-79—326
6. Emily Breedlove, Mary Hardin-Baylor, 74-86-88-79—327
7. Brittany Cary, McMurry, 83-91-77-79—330
8. Lindsay Amore, DePauw, 83-85-84-79—331
   Gail Nelson, Ill. Wesleyan, 80-85-86-80—331
   Hope Thomas, Methodist, 80-83-88-80—331
11. Melissa Arnett, Methodist, 85-85-83-79—332
12. Courtney Teser, St. Lawrence, 79-81-85-88—333
13. Amy Simon, Wis.-Oshkosh, 868-82-81-83—334
14. Megan Mattia, St. Mary's (Ind.), 83-86-82-84—335
15. Carrie Franciskovic, Mary Hardin-Baylor, 85-86-84-81—336
    Maggie Loney, Wis.-Eau Claire, 84-86-83-83—336
    Jessica Schneider, DePauw, 84-88-81-83—336
18. Meghan Clement, St. Lawrence, 87-84-84-82—337
    Jennifer Lymangood, Methodist, 80-92-85-80—337
20. Deb Garriott, DePauw, 87-91-80-81—339
    Audry Longo, Mount Holyoke, 83-87-90-79—339
    Steph Schenfeld, Simpson, 84-90-80-85—339
    Cheryl Treadwell, Wis.-Oshkosh, 80-87-83-89—339
24. Katie Aplin, Gust. Adolphus, 87-86-84-84—341
    Randi Reed, McMurry, 87-91-78-85—341
26. Lisa Chambers, DePauw, 81-89-85-88—343
27. Lauren Clemens, Mary Hardin-Baylor, 92-90-80-84—346
28. Lisa Irons, Wis.-Whitewater, 88-87-88-84—347
    Susan Karlman, Wis.-Eau Claire, 88-86-88-85—347
    Kristen Monsell, St. Lawrence, 85-91-86-85—347
31. Emily Colenbrander, Hope, 86-90-86-86—348
32. Jen Hudson, Rhodes, 84-93-87-85—349
33. Katie Glorvigen, St. Thomas (Minn.), 87-88-86-89—350
    Alana Reetz, Gust. Adolphus, 89-86-84-91—350
    Erin Schliep, Gust. Adolphus, 96-83-89-82—350
36. Amanda Tuskey, Mary Hardin-Baylor, 88-95-86-83—352
37. Julia Adams, St. Mary's (Ind.), 93-95-83-80—353
38. Theresa Ashorn, Texas Lutheran, 90-89-84-91—354
    Kristin Huth, Wis.-Oshkosh, 97-89-85-83—354
    Charla Speer, Franklin, 89-86-90-89—354
41. Marcia Perry, Wis.-Oshkosh, 90-86-89-90—355
    Julie Solomon, Mary Hardin-Baylor, 86-88-94-87—355
43. Carrie Detjen, Wis.-Oshkosh, 85-101-84-86—356
    Kelsey Getz, Gust. Adolphus, 89-91-88-88—356
45. Diane Imburgia, Millikin, 89-91-91-86—357
46. Amy Morgan, McMurry, 89-95-88-86—358
47. Janelle Claiborne, Simpson, 96-86-96-82—360
    Chrissy Dunham, St. Mary's (Ind.), 93-100-89-78—360
49. Amber DeRiemacker, Simpson, 84-90-100-87—361
50. Karen Law, Wis.-Eau Claire, 98-92-92-81—363
51. Senta Willenborg, Simpson, 97-94-88-86—365
52. Crystal O'Connell, Wis.-Eau Claire, 94-93-91-89—367
53. Audra Butts, DePauw, 88-99-93-89 —369
54. Liz Hanlon, St. Mary's (Ind.), 94-92-91-94—371
    Karen Smith, Simpson, 88-90-94-99—371
56. Gina Sehnert, Gust. Adolphus, 93-101-88-93—375
57. Katie Natti, St. Lawrence, 106-100-90-98—394
58. Patty Bresnahan, St. Lawrence, 100-106-99-93—398
59. Abby Crume, McMurry, 109-102-99-101—411

History

Team Results

Year	Champion	Coach	Score	Runner-Up	Score	Host
1996	Methodist	Karen Gray	1,286	Rollins	1,287	Grand Valley St.
1997	Lynn	Gregg Cox	1,292	Methodist	1,318	Rollins
1998	Methodist	Kim Kincer	1,254	Fla. Southern	1,259	Grand Valley St.
1999	Methodist	Kim Kincer	1,282	Fla. Southern	1,285	Sunshine State Conference
2000	Methodist	Kim Kincer	1,285	Concordia-M'head	1,336	Ill. Wesleyan
2001	Methodist	Kim Kincer	1,214	Concordia-M'head	1,264	Millikin
2002	Methodist	Kim Kincer	1,310	Mary Hardin-Baylor	1,341	Mount Holyoke
2003	Methodist	Vici Pate	1,296	Mary Hardin-Baylor	1,349	Green Lake, Wis.

(From 1996-99, Divisions II and III held a combined championship. All of those results are listed in the Division II section.)

(Note: Par-72 tournament held in 2000 and 2002.)

TEAM CHAMPIONSHIPS

Methodist 4.

INDIVIDUAL CHAMPIONSHIPS

Methodist 2, St. Mary's (Ind.), Thomas More, 1 each.

Individual Records

SCORE, ONE ROUND
70 (2 under par)—Monica Blank, McMurry, 2001.

SCORE, AFTER TWO ROUNDS
146 (2 over par)—Melanie Tipps, Methodist, 2001.

SCORE, AFTER THREE ROUNDS
220 (4 over par)—Carol Brogan, Methodist, 2001.

SCORE, AFTER FOUR ROUNDS
294 (6 over par)—Carol Brogan, Methodist, 2001.

Team Records

(Note: Team score composed of low four individual scores each round.)

SCORE, ONE ROUND
296 (8 over par)—Concordia-M'head, 2001 (third).

SCORE, FOUR ROUNDS
1,214 (62 over par)—Methodist, 2001 (Carol Brogan 294, Melanie Tipps 297, Hope Thomas 313, Michelle Meadows 316, Nichole Kentner 317).

Individual Champions

2000 Stacey Smith, Methodist, 316
2001 Carol Brogan, Methodist, 294
2002 Lynn Thompson, Thomas More, 312
2003 Stephanie Simmerman, St. Mary's (Ind.), 315

All-Time Team Results

2000: 1. Methodist, 1,285; 2. Concordia-M'head, 1,336; 3. Rhodes, 1,356; 4. Simpson, 1,364; 5. Southwestern (Tex.), 1,398; 6. Ill. Wesleyan, 1,433; 7. Baldwin-Wallace, 1,451; 8. Linfield, 1,452; 9. Knox, 1,475; 10. Hardin-Simmons, 1,480.

2001: 1. Methodist, 1,214; 2. Concordia-M'head, 1,264; 3. Rhodes, 1,270; 4. Mary Hardin-Baylor, 1,280; 5. Franklin, 1,289; 6. Millikin, 1,293; 7. Hardin-Simmons, 1,312; 8. Simpson, 1,313; 9. Wis.-Eau Claire, 1,316; 10. Baldwin-Wallace, 1,382.

2002: 1. Methodist, 1,310; 2. Mary Hardin-Baylor, 1,341; 3. Amherst, 1,384; 4. DePauw, 1,387; 5. Rhodes, 1,400; 6. McMurry, 1,401; 7. Wis.-Eau Claire, 1,402; 8. Buena Vista, 1,415; 9. St. Thomas (Minn.), 1,417; 10. Ill. Wesleyan, 1,427.

2003: 1. Methodist, 1,295; 2. Mary Hardin-Baylor, 1,348; 3. DePauw 1,349; 4. St. Mary's (Ind.), 1,353; 5. Wis.-Oshkosh, 1,361; 6. Wis.-Eau Claire, 1,364; 7. Gust. Adolphus, 1,388; 8. St. Lawrence, 1,400; 9. Simpson, 1,411; 10. McMurry, 1,440.

Lacrosse

DIVISION I

Photo by Larry French/NCAA Photos

All-tournament selection Theresa Sherry of Princeton scored the game-winner to give the Tigers their second straight crown.

2003 Championship

Edited by Marty Benson.

Highlights

It's How You Finish: Princeton, which started the season 1-3, trailed Virginia, 3-0, before rallying for an 8-7 overtime victory over the Cavaliers in the championship game, May 18 in Syracuse's Carrier Dome. The champions, who finished the season 16-4, had lost to Virginia, 13-8, during the regular season. The win makes the Tigers the second school in championship history to repeat.

Tigers junior midfielder Theresa Sherry scored the game-winner with 1:29 remaining in overtime to cap a comeback in which Princeton scored four of the last five goals after trailing, 6-4, with 23:37 left in regulation.

Maryland, which was knocked out in the semifinals, 9-8, by Virginia, is the other team to win back-to-back titles, having won seven straight from 1995 to 2001.

All-Tournament Team: Theresa Sherry, Elizabeth Pillion, Whitney Miller, Sarah Kolodner and Rachel Becker, who was named most outstanding player; Suzanne Eyler and Marianne Gioffre from Loyola (Maryland); Kelly Coppedge and Alexis Venechanos from Maryland; and Tiffany Schummer, Laurie Kenis and Caitlin Banks from Virginia.

LEADING SCORERS

	GP	G	A	Pts.
Lauren Simone, Princeton	4	10	13	23
Jaimee Reynolds, Cornell	3	13	4	17
Kellie Thompson, North Carolina	3	13	4	17
Wick Stanwick, Georgetown	4	13	2	15
Erin Elbe, Georgetown	4	10	4	14
Whitney Miller, Princeton	4	10	3	13
Lindsey Biles, Princeton	4	9	3	12
Charlotte Kenworthy, Princeton	4	10	2	12
Lori Wohlschlegel, Cornell	3	5	6	11
Amy Appelt, Virginia	2	10	0	10

Results

FIRST ROUND

MAY 8

Loyola (Md.) 18, UMBC 3

UMBC ..... 1 2— 3
Loyola (Md.) ..... 10 8—18

UMBC scoring-Kate Worthington, Lauren Traber, Lauren Hess.

Loyola (Md.) scoring–Suzanne Eyler 4, Jen Schuerholz 3, Rachel Shuck 2, Talia Shacklock 2, Susan Tyrrell, Jaclyn Borrone, Christy McNew, Stephanie Walker, Sydney Greene, Jen Stocker, Katie Guarino.

Shots: UMBC 16, Loyola (Md.) 44. Saves: U – Courtney Stringer 13; L – Kim Lawton 3, Cindy Nicolaus 6.

Yale 12, Syracuse 7

Syracuse ..... 5 2— 7
Yale ..... 7 5—12

Syracuse scoring – Monica Joines 2, Leigh-Ann Zimmer 2, Danielle Lillis 2, Jessica Trombley.

Yale scoring – Miles Whitman 4, Caroline Petrovick 3, Clarissa Clarke 3, Sarah Queener 2.

Shots: Syracuse 29, Yale 49. Saves: S – Carla Gigon 17; Y – Amanda Laws 7.

Ohio St. 10, Duke 7

Ohio St. ..... 6 4— 10
Duke ..... 3 4— 7

Ohio St. scoring – Caroline Weatherill 4, Regina Oliver 3, Shannon Wilson 2, Andrea Fischer.

Duke scoring – Lauren Gallagher 3, Kate Kaiser 2, Katie Chrest, Jessica Bennett.

Shots: Ohio St. 31, Duke 31. Saves: OS – Erin Forquer 7; D – Megan Huether 9.

Princeton 19, Le Moyne 1

Le Moyne ..... 1 0— 1
Princeton ..... 8 11—19

Le Moyne scoring – Caitlin Lowie.

Princeton scoring – Theresa Sherry 3, Olachi Opara 3, Elizabeth Pillion 3, Leigh Slonaker 3, Katie Yakulis 2, Whitney Miller, Liza Hillenbrand, Mary Beth Hogan, Tara Hardiman, Ingrid Goldberg.

Shots: Le Moyne 5, Princeton 43. Saves: L – Brandy Payne 9, Erica Henderson 0; P – Sarah Kolodner 4, Kelly Sosa 0.

Maryland 26, Temple 6

Temple ..... 2 4— 6
Maryland ..... 10 16—26

Temple scoring – Tiffany Pulaski 3, Megan Condon, Patty Glavin, Deanna Radcliffe.

Maryland scoring – Jessica Dorney 5, Kelly Coppedge 4, Acacia Walker 3, Sonia Judd 3, Delia Cox 2, Kristie Leggio 2, Brooke Richards 2, Annie Collins, Molly Lambert, Laura Warren, Tess McLeod, Greta Sommers.

Shots: Temple 16, Maryland 52. Saves: T – Sheena Oommen 17; M – Alexis Venechanos 5, Cara Gorman 1, Kirah Miles 0.

Dartmouth 9, Boston U. 7

Boston U. ..... 5 2—7
Dartmouth ..... 6 3—9

Boston U. scoring – Lindsay Lewis 4, Alyssa Trudel 2, Danica Strutt.

Dartmouth scoring – Katieanne Christian 4, Lana Smith 2, Sarah Sanborn, Kate Killen, Casey Hazel.

Shots: Boston U. 34, Dartmouth 30. Saves: B – Anne Sheridan 10; D – Devon Wills 11.

Virginia 19, American 3

American ..... 1 2— 3
Virginia ..... 11 8—19

American scoring – Gina Riitano 2, Nicole McCarthy.

Virginia scoring – Lauren Aumiller 4, Amy Appelt 3, Caitlin Banks 3, Cary Chasney 3, Tyler Leachman 2, Morgan Thalenberg, Courtney Young, Lauren Keller, Anne Harvey.

Shots: American 10, Virginia 43. Saves: A – Kathleen Finnegan 8; V – Andrea Pfeiffer 5.

Georgetown 9, James Madison 5

Georgetown..... 5 4—9
James Madison ..... 3 2—5

Georgetown scoring – Wick Stanwick 3, Anouk Peters 2, Tracy Weickel 2, Alis Chambers, Gloria Lozano.

James Madison scoring – Lisa Staedt 2, Johanna Buchholz, Beth Davis, Ashlee Dardine.

Shots: Georgetown 32, James Madison 17. Saves: G – Dosha Stright 5; JM – Amy Altig 6.

QUARTERFINALS

MAY 11

Loyola (Md.) 13, Yale 7

Yale..... 2 5— 7
Loyola (Md.) ..... 5 8—13

Yale scoring – Miles Whitman 3, Clarissa Clarke 2, Sarah Queener, Katherine Sargent.

Loyola (Md.) scoring – Suzanne Eyler 4, Talia Shacklock 2, Sydney Greene 2, Stephanie Walker 2, Rachel Shuck, Jen Schuerholz, Kristi Korrow.

Shots: Yale 21, Loyola (Md.) 25. Saves: Y – Amanda Laws 3, Lonnie Sarnell 5; L – Kim Lawton 2, Cindy Nicolaus 8.

Princeton 17, Ohio St. 8

Ohio St. ..... 6 2— 8
Princeton ..... 9 8—17

Ohio St. scoring – Regina Oliver 3, Ashley Evans 2, Tracey Bounds, Shannon Wilson, Caroline Weatherill.

Princeton scoring – Theresa Sherry 5, Lindsey Biles 4, Elizabeth Pillion 3, Leigh Slonaker 2, Whitney Miller, Alex Fiore, Mary Beth Hogan.

Shots: Ohio St. 21, Princeton 30. Saves: OS – Erin Forquer 1, Kim Hastings 2; P – Sarah Kolodner 5.

Maryland 13, Dartmouth 5

Dartmouth ..... 4 1— 5
Maryland..... 6 7—13

Dartmouth scoring – Lana Smith 3, Whitney Jamison, Casey Hazel.

Maryland scoring – Kelly Coppedge 4, Delia Cox 3, Sonia Judd 2, Acacia Walker 2, Kristie Leggio, Laura Warren.

Shots: Dartmouth 22, Maryland 33. Saves: D – Devon Wills 7; M – Alexis Venechanos 9.

Virginia 16, Georgetown 9

Georgetown..... 3 6— 9
Virginia ..... 7 9—16

Georgetown scoring – Wick Stanwick 4, Anouk Peters, Gloria Lozano, Elizabeth Ryan, Paige Andrews, Lauryn Bernier.

Virginia scoring – Lauren Aumiller 8, Courtney Young 2, Cary Chasney 2, Tyler Leachman, Amy Appelt, Morgan Thalenberg, Caitlin Banks.

Shots: Georgetown 29, Virginia 35. Saves: G – Dosha Stright 8, Sarah Robinson 2; V – Andrea Pfeiffer 12.

SEMIFINALS

MAY 16, AT SYRACUSE

Virginia 9, Maryland 8

Maryland..... 2 6—8
Virginia ..... 4 5—9

Maryland scoring—Sonia Judd 2, Kelly Coppedge 2, Kristie Leggio 2, Jessica Dorney, Acacia Walker.

Virginia scoring —Cary Chasney 2, Amy Appelt 2, Caitlin Banks 2, Courtney Young, Lauren Aumiller, Meredith Lazarus.

Shots: Maryland 16, Virginia 28. Saves: M—Alexis Venechanos 8; V—Andrea Pfeiffer 5.

Princeton 5, Loyola (Md.) 3

Loyola (Md.) ..... 2 1—3
Princeton ..... 2 3—5

Loyola (Md.) scoring—Suzanne Eyler 2, Kristi Korrow.

Princeton scoring—Elizabeth Pillion 2, Whitney Miller, Theresa Sherry, Leigh Sloanaker.

Shots: Loyola (Md.) 10 , Princeton 24. Saves: L—Kim Lawton 5, Cindy Nicolaus 4; P —Sarah Kolodner 3.

CHAMPIONSHIP

MAY 18, AT SYRACUSE

Princeton 8, Virginia 7 (ot)

Princeton .....3 4 1—8
Virginia .....4 3 0—7

Princeton scoring—Theresa Sherry 3, Lindsey Biles 2, Elizabeth Pillion 2, Whitney Miller.

Virginia scoring—Cary Chasney 3, Amy Appelt, Caitlin Banks, Morgan Thalenberg, Courtney Young.

Shots: Virginia 24, Princeton 23. Saves: P—Sarah Kolodner 9; V—Andrea Pfeiffer 10.

History

Team Results

Year	Champion (Record)	Coach	Score	Runner-Up	Host or Site	Championship Game Attendance	Championship Total Attendance
1982	Massachusetts (10-0)	Pamela Hixon	9- 6	TCNJ	TCNJ	—	242
1983	Delaware (18-2)	Janet Smith	10- 7	Temple	Pennsylvania	—	2,880
1984	Temple (16-2)	Tina Sloan Green	6- 4	Maryland	Boston U.	—	1,938
1985	New Hampshire (11-3)	Marisa Didio	6- 5	Maryland	Pennsylvania	—	1,157
1986	Maryland (15-4)	Sue Tyler	11-10	Penn St.	Maryland	—	1,555
1987	Penn St. (17-2)	Susan Scheetz	7- 6	Temple	Maryland	—	1,169
1988	Temple (19-0)	Tina Sloan Green	15- 7	Penn St.	Haverford	—	2,570
1989	Penn St. (19-1-0)	Susan Scheetz	7- 6	Harvard	West Chester	—	2,661
1990	Harvard (15-0)	Carole Kleinfelder	8- 7	Maryland	Princeton	—	2,367
1991	Virginia (11-1)	Jane Miller	8- 6	Maryland	TCNJ	—	2,338
1992	Maryland (14-1)	Cindy Timchal	11-10*	Harvard	Lehigh	—	1,799
1993	Virginia (15-1)	Jane Miller	8- 6*	Princeton	Maryland	2,000	2,730
1994	Princeton (16-1)	Chris Sailer	10- 7	Maryland	Maryland	—	2,859
1995	Maryland (17-0)	Cindy Timchal	13- 5	Princeton	TCNJ	4,735	9,247
1996	Maryland (19-0)	Cindy Timchal	10- 5	Virginia	Lehigh	—	2,381
1997	Maryland (21-1)	Cindy Timchal	8- 7	Loyola (Md.)	Lehigh	—	3,571
1998	Maryland (18-3)	Cindy Timchal	11- 5	Virginia	UMBC	3,109	6,080
1999	Maryland (21-0)	Cindy Timchal	16- 6	Virginia	Johns Hopkins	4,996	7,759
2000	Maryland (21-1)	Cindy Timchal	16- 8	Princeton	TCNJ	1,958	4,788
2001	Maryland (23-0)	Cindy Timchal	14-13*	Georgetown	Johns Hopkins	3,765	7,967
2002	Princeton (19-1)	Chris Sailer	12- 7	Georgetown	Loyola (Md.)	5,422	9,023
2003	Princeton (16-4)	Chris Sailer	8-7*	Virginia	Syracuse	1,630	6,614

**Indicates overtime game.*

Note: Before 2001, this championship was a national collegiate championship.

Leading Scorer, Year-by-Year

1982 Repy Hattersly, TCNJ, 4
1983 Karen Emas, Delaware, 14
1984 Karen Emas, Delaware, 20
1985 Anysia Fedec, Maryland, 8
1986 Anysia Fedec, Maryland, 13
1987 Karen Geromini, New Hampshire, and Tami Worley, Penn St., 9
1988 Gail Cummings, Denise Bourassa, Mandee Moore, Temple, and Tami Worley, Penn St., 8
1989 Karen Everling, Harvard, 6
1990 Mary Ann Oelgoetz, Maryland, 10
1991 Jenny Slingluff, Virginia, 10
1992 Liz Berkery, Harvard, and Betsy Elder, Maryland, 7
1993 Jenny Bristow, Princeton, 9
1994 Kelly Amonte, Maryland, 10
1995 Cristi Samaras, Princeton, 10
1996 Kelly Amonte, Maryland, 7
1997 Amy Fine, North Carolina, and Kerri Johnson, Loyola (Md.), 10
1998 Cathy Nelson, Maryland, 15
1999 Jen Adams, Maryland, 16
2000 Jen Adams, Maryland, 22
2001 Jen Adams, Maryland, 26
2002 Lauren Simone, Princeton, 23
2003 Lauren Aumiller, Virginia, 21

All-Tournament Teams

**Most Outstanding Player (not named 1985-1997).*

1983
Anne Brooking, Delaware
*Karen Emas, Delaware
Missy Meharg, Delaware
Linda Schmidt, Delaware
Rita Hubner, Massachusetts
Pam Moryl, Massachusetts
Carol Progulske, Massachusetts
Marsha Florio, Penn St.
Barb Jordan, Penn St.
Jane Koffenberger, Penn St.
Kathleen Barrett, Temple
Marie Schmucker, Temple

1984
Karen Emas, Delaware
Missy Meharg, Delaware
Linda Schmidt, Delaware
Celine Flynn, Maryland
Andrea Lemire, Maryland
Mary Lynne Morgan, Maryland
Kay Ruffino, Maryland
Tracy Stumpf, Maryland
Carol Progulski, Massachusetts
Barbara Bielicki, Temple
*Marie Schmucker, Temple
Carol Schultz, Temple

1985
Karen Trudel, Maryland
Sandy Vander-Heyden, New Hampshire
Trudy Stumpf, Maryland

1986
Anysia Fedec, Maryland
Maggy Dunphy, Penn St.
Tracy Stumpf, Maryland

1987
Beth Stokes, Penn St.
Mandee Moore, Temple
Chris Vitale, Penn St.

1988
Gail Cummings, Temple
Mandee Moore, Temple
Vicki Yocum, Temple

1989
Katie McAnaney, Harvard
Tami Worley, Penn St.
Lisi Bailliere, Harvard
Diane Whipple, Penn St.
Cheri McMonagle, Penn St.
Demer Holleran, Princeton

1990
Mary Ann Oelgoetz, Maryland
Julia French, Harvard
Mary Kondner, Maryland
Charlotte Joslin, Harvard
Maggie Vaughan, Harvard
Jenny Ulehla, Maryland

1991
Jenny Slingluff, Virginia
Michele Uhlfelder, Maryland
Robyn Nye, Virginia
Karen Hoysted, Penn St.
Mandy Stevenson, Maryland
Kierstin Coppola, New Hampshire

1992
Betsy Elder, Maryland
Liz Berkery, Harvard
Kerstin Manning, Maryland
Sarah Winters, Harvard
Mandy Stevenson, Maryland
Ceci Clark, Harvard

1993
Cherie Greer, Virginia
Crista Mathes, Virginia
Kim Prendergast, Virginia
Anna Yates, Virginia
Jenny Bristow, Princeton
Erin O'Neill, Princeton
Amory Rowe, Princeton
Liz Berkery, Harvard
Betsy Elder, Maryland

1994
Kelly Amonte, Maryland
Betsy Elder, Maryland
Laura Harmon, Maryland
Theresa Ingram, Maryland
Patty Parichy, Maryland
Jenny Bristow, Princeton
Erin O'Neal, Princeton
Abigail Gutstein, Princeton
Cherie Greer, Virginia

1995
Laura Harmon, Maryland
Kelly Amonte, Maryland
Cathy Nelson, Maryland
Randall Goldsborough, Maryland
Tami Riley, Maryland
Liz Downing, Maryland
Jamie Brodsky, Maryland
Amory Rowe, Princeton
Cristi Samaras, Princeton
Lauren Holleran, Dartmouth
Sarah Devens, Dartmouth
Jill Pearsall, Penn St.

1996
Karen MacCrate, Maryland
Kelly Amonte, Maryland
Sarah Forbes, Maryland
Sascha Newmarch, Maryland
Tami Riley, Maryland
Peggy Boutilier, Virginia
Kara Ariza, Virginia
Michelle Cusimano, Virginia
Lisa Rebane, Princeton
Cristi Samaras, Princeton
Erin O'Neil, Princeton
Kerri Johnson, Loyola (Md.)

1997
Sarah Forbes, Maryland
Alex Kahoe, Maryland
Cathy Nelson, Maryland
Sascha Newmarch, Maryland
Caryl Duckworth, Maryland
Ginette Chelious, Maryland
Ryan Laubach, Maryland
Allison Valentino, Loyola (Md.)
Kerri Johnson, Loyola (Md.)
Michelle Meyer, Loyola (Md.)
Stephanie Roberts, Loyola (Md.)
Sarah Dacey, North Carolina
Melissa Michaels, Temple

1998
Alex Kahoe, Maryland
Sascha Newmarch, Maryland
*Cathy Nelson, Maryland
Kristin Sommar, Maryland
Kathleen Lund, Maryland
Peggy Boutilier, Virginia
Kara Ariza, Virginia
Melissa Hayes, Virginia
Sarah Dacey, North Carolina
Aubrey Falk, North Carolina
Kate Graw, Dartmouth
Jacque Weitzel, Dartmouth

1999
*Jen Adams, Maryland
Kristin Sommar, Maryland
Allison Comito, Maryland
Christie Jenkins, Maryland
Alex Kahoe, Maryland
Kelly Allenbach, Virginia
Melissa Hayes, Virginia
Gina Sambus, Virginia
Kate Kaiser, Duke
Sandy Johnston, Duke
Colleen O'Brien, Penn St.
Jen Webb, Penn St.

2000
*Jen Adams, Maryland
Christine Jenkins, Maryland
Tonia Porras, Maryland
Alex Kahoe, Maryland
Julie Shaner, Princeton
Lauren Simone, Princeton
Brooke Owens, Princeton
Jess Marion, James Madison
Alivian Coates, James Madison
Stacey Morland, Loyola (Md.)
Kristin Hagart, Loyola (Md.)

2001
*Courtney Martinez, Maryland
Jen Adams, Maryland
Quinn Carney, Maryland
Kelly Coppedge, Maryland
Tori Wellington, Maryland
Suzanne Eyler, Loyola (Md.)
Stacey Morlang, Loyola (Md.)
Jess Nelson, Princeton
Rachel Becker, Princeton
Sheehan Stanwick, Georgetown
Caitlin McLean, Georgetown
Erin Elbe, Georgetown

2002
*Lauren Simone, Princeton
Sarah Kolodner, Princeton
Whitney Miller, Princeton
Brooke Owens, Princeton
Rachael Becker, Princeton
Melissa Biles, Georgetown
Chandler Vicchio, Georgetown
Erin Elbe, Georgetown
Jaimee Reynolds, Cornell
Katie McCorry, Cornell
Jazmine Norton, North Carolina
Beth Ames, North Carolina

2003
*Rachel Becker, Princeton
Theresa Sherry, Princeton
Elizabeth Pillion, Princeton
Whitney Miller, Princeton
Sarah Kolodner, Princeton
Suzanne Eyler, Loyola (Md.)
Marianne Gioffre, Loyola (Md.)
Kelly Coppedge, Maryland
Alexis Venechanos, Maryland
Laurie Kenis, Virginia
Caitlin Banks, Virginia

Individual Records

GOALS, GAME
8—Kellie Thompson, North Carolina (22) vs. UMBC (6), 5-9-2002; Lauren Aumiller, Princeton (16) vs. Georgetown (9), 5-11-2003.

GOALS, TOURNAMENT
17—Karen Emas, Delaware (7 vs. Pennsylvania, 4 vs. Penn St., 1 vs. Temple, 5 vs. Massachusetts), 1984.

ASSISTS, GAME
7—Jen Adams, Maryland (23) vs. Monmouth (9), 5-10-01.

ASSISTS, TOURNAMENT
15—Jen Adams, Maryland (7 vs. Monmouth, 1 vs. James Madison, 3 vs. Princeton, 4 vs. Georgetown), 2001.

POINTS, GAME
11—Jen Adams (4 goals, 7 assists), Maryland (23) vs. Monmouth (9), 5-10-01.

POINTS, TOURNAMENT
26—Jen Adams, Maryland (4-7 vs. Monmouth, 3-1 vs. James Madison, 3-3 vs. Princeton, 1-4 vs. Georgetown), 2001.

SAVES, GAME
29—Katrina Sorenson, Princeton (6) vs. Temple (16), 5-14-83.

SAVES, TOURNAMENT
61—Kim Jackson, Delaware (11 vs. Pennsylvania, 12 vs. Penn St., 19 vs. Temple, 19 vs. Massachusetts), 1984.

Team Records

GOALS, GAME
26—Maryland vs. Temple (6), 5-8-2003.

FEWEST GOALS, GAME
1—Pennsylvania vs. Delaware (18), 5-9-84; Le Moyne vs. Princeton (19), 5-8-2003

GOALS, BOTH TEAMS
32—Maryland (23) vs. Monmouth (9), 5-10-01; Maryland (26) vs. Temple (6), 5-8-2003

GOALS, TOURNAMENT
64—Princeton, 4 games, 2002.

ASSISTS, GAME
19—Princeton (25) vs. Le Moyne (3), 5-9-2002.

ASSISTS, TOURNAMENT
41—Princeton, 4 games, 2002.

SHOTS, GAME
52—Maryland (26) vs. Temple (6), 5-8-2003.

SHOTS, BOTH TEAMS
78—Maryland, 13, (36) vs. James Madison, 8, (42), 5-9-98.

SHOTS, TOURNAMENT
132—Princeton, 4 games, 2002.

Won-Lost Records in Tournament Play

Team (Years Participated)	Yrs.	Won	Lost	Pct.	1st	2nd	3rd	4th
American (2003)	1	0	1	.000	0	0	0	0
Boston U. (2000-03)	2	0	2	.000	0	0	0	0
Cornell (2001-02)	2	2	2	.500	0	0	1	0
Dartmouth (1983-93-95-98-99-2000-01-03)	8	4	8	.333	0	0	1	0
Delaware (1983-84-2000)	3	7	2	.778	1	0	1	0
Duke (1998-99-2000-01-02-03)	6	4	6	.400	0	0	1	0
Georgetown (1998-99-2000-01-02-03)	6	9	6	.600	0	2	0	0
Harvard (1983-84-88-89-90-91-92-93-94)	9	7	8	.467	1	2	2	0
Hofstra (2001)	1	0	1	.000	0	0	0	0
James Madison (1995-97-98-99-2000-01-03)	7	4	7	.364	0	0	2	0
Lafayette (1988-89-91-2002)	4	0	4	.000	0	0	1	0
Le Moyne (2002-03)	2	0	2	.000	0	0	0	0
Lehigh (1984)	1	1	1	.500	0	0	0	0
Loyola (Md.) (1983-84-90-94-96-97-98-99-2000-01-02-03)	12	11	12	.478	0	1	6	0
Maryland (1983-84-85-86-87-90-91-92-93-94-95-96-97-98-99-2000-01-02-03)	19	34	10	.773	9	5	2	0
UMBC (2002-03)	2	0	2	.000	0	0	0	0
Massachusetts (1982-83-84)	3	4	4	.500	1	0	0	2
Monmouth (2001)	1	0	1	.000	0	0	0	0
New Hampshire (1984-85-86-87-91)	5	4	4	.500	1	0	2	0
TCNJ (1982)	1	0	1	.000	0	1	0	0
North Carolina (1997-98-99-2000-01-02)	6	5	6	.455	0	0	3	0
Northwestern (1983-84-86-87-88)	5	1	5	.167	0	0	0	0
Notre Dame (2002)	1	1	1	.500	0	0	0	0
Ohio St. (2002-03)	2	1	2	.333	0	0	0	0
Penn St. (1983-84-85-86-87-88-89-90-91-92-93-95-96-97-99-2001)	16	13	14	.481	2	2	5	0
Pennsylvania (1983-84)	2	1	2	.333	0	0	0	0
Princeton (1983-89-92-93-94-95-96-98-99-2000-01-02-03)	13	23	10	.697	3	3	4	0
Rutgers (1999)	1	0	1	.000	0	0	0	0
Syracuse (2000-01-02-03)	4	0	4	.000	0	0	0	0
Temple (1983-84-85-86-87-88-89-90-92-95-97-98-2001-02-03)	15	13	13	.500	2	2	5	0
Vanderbilt (2002)	1	0	1	.000	0	0	0	0
Virginia (1986-87-89-90-91-92-93-94-96-97-98-99-2000-01-02-03)	16	18	14	.563	2	4	4	0
West Chester (1998-99)	2	0	2	.000	0	0	0	0
William & Mary (1983-88-94-96-97-98-2001)	7	0	7	.000	0	0	0	0
Yale (1984-2003)	2	1	2	.333	0	0	0	0

*(Note: No third-place game is held; semifinal losers are credited with third place.)**(Note: No third-place game is held; semifinal losers are credited with third place.)*

All-Time Results

1982 Championship: Massachusetts 9, TCNJ 6.

1983 First Round: Princeton 12, Dartmouth 10; Harvard 9, Northwestern 4; Delaware 11, William & Mary 7; Pennsylvania 9, Loyola (Md.) 5. **Second Round:** Temple 16, Princeton 6; Massachusetts 7, Harvard 6; Delaware 11, Maryland 8; Penn St. 12, Pennsylvania 2. **Semifinals:** Temple 10, Massachusetts 4; Delaware 7, Penn St. 5. **Third Place:** Penn St. 7, Massachusetts 6 (ot). **Championship:** Delaware 10, Temple 7.

1984 First Round: Lehigh 11, Loyola (Md.) 10 (2 ot); Massachusetts 6, Yale 5 (ot); Northwestern 6, New Hampshire 2; Delaware 18, Pennsylvania 1. **Second Round:** Maryland 12, Lehigh 6; Massachusetts 5, Harvard 4; Temple 16, Northwestern 7; Delaware 10, Penn St. 9. **Semifinals:** Maryland 9, Massachusetts 3; Temple 13, Delaware 3. **Third Place:** Delaware 9, Massachusetts 5. **Championship:** Temple 6, Maryland 4.

1985 Semifinals: New Hampshire 7, Temple 3; Maryland 12, Penn St. 11 (3 ot). **Championship:** New Hampshire 6, Maryland 5.

1986 First Round: Temple 8, New Hampshire 5; Maryland 11, Northwestern 7. **Semifinals:** Penn St. 8, Temple 7; Maryland 12, Virginia 7. **Championship:** Maryland 11, Penn St. 10.

1987 First Round: New Hampshire 11, Northwestern 9; Virginia 10, Maryland 5. **Semifinals:** Temple 9, New Hampshire 8; Penn St. 14, Virginia 9. **Championship:** Penn St. 7, Temple 6.

1988 First Round: Harvard 7, William & Mary 6; Penn St. 12, Northwestern 6. **Semifinals:** Temple 13, Harvard 8; Penn St. 8, Lafayette 6. **Championship:** Temple 15, Penn St. 7.

1989 First Round: Temple 11, Lafayette 5; Princeton 6, Virginia 5. **Semifinals:** Penn St. 9, Temple 3; Harvard 7, Princeton 5. **Championship:** Penn St. 7, Harvard 6.

1990 First Round: Temple 9, Penn St. 4; Loyola (Md.) 13, Virginia 7. **Semifinals:** Harvard 13, Temple 7; Maryland 10, Loyola (Md.) 5. **Championship:** Harvard 8, Maryland 7.

1991 First Round: Penn St. 11, Lafayette 9; New Hampshire 11, Harvard 10. **Semifinals:** Virginia 10, Penn St. 5; Maryland 4, New Hampshire 3 (ot). **Championship:** Virginia 8, Maryland 6.

1992 First Round: Princeton 11, Temple 6; Virginia 11, Penn St. 5. **Semifinals:** Harvard 10, Princeton 5; Maryland 8, Virginia 7 (ot). **Championship:** Maryland 11, Harvard 10 (ot).

1993 First Round: Harvard 11, Dartmouth 8; Princeton 11, Penn St. 7. **Semifinals:** Virginia 11, Harvard 10 (ot); Princeton 7, Maryland 6. **Championship:** Virginia 8, Princeton 6 (ot).

1994 First Round: Loyola (Md.) 9, Harvard 4; Virginia 8, William & Mary 4. **Semifinals:** Maryland 19, Loyola (Md.) 4; Princeton 14, Virginia 13 (ot). **Championship:** Princeton 10, Maryland 7.

1995 First Round: Penn St. 11, James Madison 7; Princeton 14, Temple 8. **Semifinals:** Maryland 12, Penn St. 7; Princeton 13, Dartmouth 8. **Championship:** Maryland 13, Princeton 5.

1996 First Round: Princeton 13, Penn St. 9; Virginia 8, William & Mary 6. **Semifinals:** Maryland 6, Princeton 5; Virginia 10, Loyola (Md.) 9. **Championship:** Maryland 10, Virginia 5.

1997 First Round: Maryland 6, Penn St. 2; Temple 17, James Madison 10; North Carolina 12, Virginia 11 (3 ot); Loyola (Md.) 11, William & Mary 2. **Semifinals:** Maryland 9, Temple 6; Loyola (Md.) 10, North Carolina 8. **Championship:** Maryland 8, Loyola (Md.) 7.

1998 First Round: Princeton 12, Georgetown 11 (ot); Loyola (Md.) 18, West Chester 7; Temple 17, Duke 11; James Madison 15, William & Mary 9. **Quarterfinals:** Virginia 8, Princeton 7; Dartmouth 9, Loyola (Md.) 8 (ot); North Carolina 11, Temple 10; Maryland 13, James Madison 8. **Semifinals:** Virginia 10, Dartmouth 7. **Championship:** Maryland 11, Virginia 5.

1999 First Round: Georgetown 7, North Carolina 6; Penn St. 23, West Chester 7; Dartmouth 20, Loyola (Md.) 7; James Madison 11, Rutgers 6. **Quarterfinals:** Maryland 17, Georgetown 6; Penn St. 9, Princeton 6 (ot); Virginia 20, Dartmouth 8; Duke 11, James Madison 10. **Semifinals:** Maryland 17, Penn State 13; Virginia 9, Duke 8. **Championship:** Maryland 16, Virginia 6.

2000 First Round: Georgetown 11, Syracuse 10; Loyola (Md.) 14, Delaware 4; Virginia 13, Boston U. 10; Duke 7, Dartmouth 6. **Quarterfinals:** Maryland 7, Georgetown 6 (2 ot); Loyola (Md.) 7, North Carolina 5; James Madison 12, Virginia 5; Princeton 9, Duke 8 (2 ot). **Semifinals:** Maryland 17, Loyola (Md.) 7; Princeton 15, James Madison 9. **Championship:** Maryland 16, Princeton 8.

2001 First Round: Maryland 23, Monmouth 9; James Madison 11, Virginia 8; Dartmouth 9, Penn St. 7; Princeton 14, Cornell 4; Duke 17, Temple 3; Loyola (Md.) 15, William & Mary 7; Georgetown 20, Hofstra 5; North Carolina 14, Syracuse 9. **Quarterfinals:** Maryland 11, James Madison 9; Princeton 10, Dartmouth 4; Loyola (Md.) 7, Duke 6; Georgetown 10, North Carolina 4. **Semifinals:** Maryland 14, Princeton 7; Georgetown 10, Loyola (Md.) 9. **Championship:** Maryland 14, Georgetown 13 (3 ot).

2002 First Round: Georgetown 20, Lafayette 9; Duke 10, Vanderbilt 5; Cornell 16, Syracuse 8; Maryland 13, Loyola (Md.) 8; Princeton 25, Le Moyne 3; Notre Dame 11, Ohio St. 7; North Carolina 22, UMBC 6; Virginia 20, Temple 8. **Quarterfinals:** Georgetown 11, Duke 4; Cornell 14, Maryland 4; Princeton 11, Notre Dame 5; North Carolina 14, Virginia 13 (ot). **Semifinals:** Georgetown 12, Cornell 10; Princeton 16, North Carolina 2. **Championship:** Princeton 12, Georgetown 7.

2003 First Round: Loyola (Md.) 18, UMBC 3; Yale 12, Syracuse 7; Ohio St. 10, Duke 7; Princeton 19, Le Moyne 1; Maryland 26, Temple 6; Dartmouth 9, Boston U. 7; Virginia 19, American 3; Georgetown 9, James Madison 5. **Quarterfinals:** Loyola (Md.) 13, Yale 7; Princeton 17, Ohio St. 8; Maryland 13, Dartmouth 5; Virginia 16, Georgetown 9. **Semifinals:** Virginia 9, Maryland 8; Princeton 5, Loyola (Md.) 3. **Championship:** Princeton 8, Virginia 7 (ot)

Lacrosse

DIVISION II

2003 Championship

Edited by Marty Benson.

Highlights

Stonehill's First: Colby Confer's goal with 11 seconds left capped a four-goal comeback to lift Stonehill to its first championship, 9-8, over Longwood, May 11 in front of a home crowd. Stonehill had trailed 8-5 early in the second half after Emily Bikowski gave the Lancers their second three-goal lead of the day with her fifth goal.

Erin Acone led the champions with three goals after scoring six in the previous day's 14-13 semi-final win over C.W. Post. Bikowski's five goals gave her championship tournament records for goals (11) and points (14).

For more, see the May 26, 2003 issue of The NCAA News at www.ncaa.org.

All-Tournament Team: Colby Confer, Michelle Gross, Erin Acone and Kate Sarkissian from Stonehill; Emily Bikowski, Stacey Schmidt and Carlee Ullery from Longwood; Georgia Carinci and Katie Roth from Bloomsburg; and Trish D'Amato, Taryn Brody and Trisha Moran from C.W. Post.

LEADING SCORERS

	GP	G	A	Pts.
Emily Bikowski, Longwood	2	11	3	14
Erin Acone, Stonehill	2	9	1	10
Kristy Taylor, Longwood	2	5	4	9
Melissa Gross, Stonehill	2	3	4	7
Trisha Moran, C.W. Post	1	4	2	6
Carlee Ullery, Longwood	2	2	4	6

Photo by Jim Mahoney/NCAAPhotos

Stonehill defender Meghan Carey (right) helped lead the Lady Chieftans to their first championship.

LACROSSE

Results

SEMIFINALS

MAY 10 AT STONEHILL

Stonehill 14, C.W. Post 13

C.W. Post	7	6—13
Stonehill	7	7—14

C.W. Post scoring—Taryn Brody 5,Trisha Moran 4, Katie Lundy, Ashley Gilroy, Kemola Webster, Kristy O'Connor.

Stonehill scoring—Erin Acone 6, Melissa Gross 3, Colette Carpenter 2, Colby Confer, Brenna Newfell, Courtney Duggan.

Shots: C.W. Post 45, Stonehill 36. Goalkeeper saves: CWP—Chrissy Esposito 9; S – Carissa Medeiros 15.

Longwood 13, Bloomsburg 9

Bloomsburg	6	3— 9
Longwood	6	7—13

Bloomsburg scoring—Georgia Carinci 4, Sheila Zilinski 3, Danielle Yeager, Julie Minogue.

Longwood scoring—Emily Bikowski 6, Kristy Taylor 4, Tia Richardson, Carlee Ullery, Ali Shafer.

Shots: Bloomsburg 33, Longwood 26. Goalkeeper saves: B – Linda Schultz 11; L – Stacey Schmidt 18.

CHAMPIONSHIP

MAY 11, AT STONEHILL

Stonehill 9, Longwood 8

Longwood	6	2—8
Stonehill	5	4—9

Longwood scoring —Emily Bikowski 5, Carlee Ullery, Kristy Taylor, Ali Shafer.

Stonehill scoring —Erin Acone 3, Colby Confer 2, Courtney Duggan 2, Brenna Newfell 2.

Shots: Longwood 24, Stonehill 29. Goalkeepers saves: L – Stacey Schmidt 16; S – Carissa Medeiros 10.

History

Team Results

Year	Champion (Record)	Coach	Score	Runner-Up	Host or Site	Championship Game Attendance	Championship Total Attendance
2001	C.W. Post (12-4)	Karen MacCrate	13- 9	West Chester	Stonehill	329	329
2002	West Chester (13-2)	Ginny Martino	11- 6	Stonehill	West Chester	860	860
2003	Stonehill (17-2)	Michael Daly	9- 8	Longwood	Stonehill	779	1,545

Leading Scorer, Year-by-Year

2001 Dulcie Royer, West Chester, 10
2002 Kathleen Sheehan, West Chester, 9
2003 Emily Bikowski, Longwood, 14

All-Tournament Teams

**Most Outstanding Player.*

2001

*Trish D'Amato, C.W. Post
Taryn Brody, C.W. Post
Shaden Ghattas, C.W. Post
Stacy Healy, C.W. Post
Kim Rochon, West Chester
Andrea Tyman, West Chester
Dulcie Royer, West Chester
Amy Bartlett, Stonehill
Katie Lambert, Stonehill
Sara Brown, Gannon
Jessica Lee, Gannon
Carrie DiBasio, Gannon

2002

*Kathleen Sheehan, West Chester
Dulcie Royer, West Chester
Shannon Eidse, West Chester
Casey Bergeman, West Chester
Carissa Medeiros, Stonehill
Amy Bartlett, Stonehill
Ann Signorella, Stonehill
Katie Lambert, Stonehill

2003

Colby Confer, Stonehill
Michelle Gross, Stonehill
Erin Acone, Stonehill
Kate Sarkissian, Stonehill
Emily Bikowski, Longwood
Stacey Schmidt, Longwood
Carlee Ullery, Longwood
Georgia Carinci, Bloomsburg
Katie Roth, Bloomsburg
Trish D'Amato, C.W. Post
Taryn Brody, C.W. Post
Trisha Moran, C.W. Post

Individual Records

GOALS, GAME
7—Dulcie Royer, West Chester (17) vs. Gannon (15), 5-12-01.

GOALS, TOURNAMENT
11—Emily Bikowski, Longwood (6 vs. Bloomsburg, 5 vs. Stonehill), 2003.

ASSISTS, GAME
4—Amanda Stubbs, Stonehill (10) vs. C.W. Post (11), 5-12-01; Carrie DiBasio, Gannon (15) vs. West Chester (17), 5-12-01; Ann Signorella, Stonehill (14) vs. C.W. Post (13) 5-11-02.

ASSISTS, TOURNAMENT
5—Ann Signorella, Stonehill (4 vs. C.W. Post, 1 vs. West Chester), 2002.

POINTS, GAME
9—Shannon Eidse (6 goals-3 assists), West Chester (17) vs. Gannon (15), 5-12-01; Emily Bikowski (6 goals-3 assists), Longwood (13) vs. Bloomsburg (9), 2003.

POINTS, TOURNAMENT
14—Emily Bikowski, Longwood (9 vs. Bloomsburg, 5 vs. Stonehill), 2003.

SAVES, GAME
17—Carissa Medeiros, Stonehill (14) vs. C.W. Post (13), 5-11-02.

SAVES, TOURNAMENT
34—Stacey Schmidt, Longwood (18 vs. Bloomsburg, 16 vs. Stonehill), 2003.

Team Records

GOALS, GAME
17—West Chester vs. Gannon (15), 5-12-01.

FEWEST GOALS, GAME
6—Stonehill vs. West Chester (11), 5-12-02.

GOALS, BOTH TEAMS
32—West Chester (17) vs. Gannon (15), 5-12-01.

GOALS, TOURNAMENT
26—West Chester, two games, 2001.

ASSISTS, GAME
10—Longwood (13) vs. Bloomsburg (9), 5-10-03.

ASSISTS, TOURNAMENT
17— Longwood (10 vs. Bloomsburg, 7 vs. Stonehill), 2003.

SHOTS, GAME
45—C.W. Post (13) vs. Stonehill (14), 5-10-03.

SHOTS, BOTH TEAMS
81—Stonehill, 14, (36) vs. C.W. Post, 13, (45), 5-10-03.

SHOTS, TOURNAMENT
65— Stonehill (36 vs. C.W. Post, 29 vs. Longwood), 2003.

SAVES, GAME
18— Stacey Schmidt, Longwood (13) vs. Bloomsburg (9) 5-10-03.

SAVES, TOURNAMENT
34—Longwood (18 vs. Bloomsburg, 16 vs. Stonehill), 2003.

Won-Lost Records in Tournament Play

Team (Years Participated)	Yrs.	Won	Lost	Pct.	1st	2nd	3rd
Bloomsburg (2003)	1	0	1	.000	0	0	1
C.W. Post (2001-02-03)	3	2	2	.500	1	0	2
Gannon (2001)	1	0	1	.000	0	0	1
Longwood (2002-03)	2	1	2	.333	0	1	1
Stonehill (2001-02-03)	3	3	2	.600	1	1	1
West Chester (2001-02)	2	3	1	.750	1	1	0

(Note: No third-place game is held; semifinal losers are credited with third place.)

All-Time Results

2001 Semifinals: West Chester 17, Gannon 15; C.W. Post 11, Stonehill 10 (2 ot). **Championship:** C.W. Post 13, West Chester 9.

2002 Semifinals: Stonehill 14, C.W. Post 13; West Chester 12, Longwood 11. **Championship:** West Chester 11, Stonehill 6.

2003 Semifinals: Stonehill 14, C.W. Post 13; Longwood 13, Bloomsburg 9. **Championship:** Stonehill 9, Longwood 8.

Lacrosse

DIVISION III

2003 Championship

Edited by Marty Benson.

Highlights

Meet the New Boss: Amherst's Liz Martin scored six goals, four in the final 11 minutes, to lead the Jeffs to an 11-9 dethroning of two-time defending champion Middlebury, May 18 at St. John Fisher. The victory snapped the Panthers' 51-game win streak, which dated to the 2000 semifinals.

With the win, Amherst, which had been been bridesmaid in three of the last five years, claimed its first championship, defeating its conference rival in the third meeting between the two teams of the year. The Panthers won the first two games, 16-5 during the regular season, and 9-5 in the championship game of the New England Small College Athletic Conference tournament.

For more, see the May 26, 2003 issue of The NCAA News at www.ncaa.org.

All-Tournament Team: Amherst's Abby Ouimet, Liz Martin, Laura Schifter and Annie Jamieson joined most outstanding player and teammate Brooke Diamond on the all-tournament team. Middlebury honorees were Katie Simpson, Kate Perine and Char Glessner. William Smith's Amanda Wynn and Meghan Fitzgerald also were honored, as were Carin Heller and Katie Wagenblast of The College of New Jersey.

LEADING SCORERS

	GP	G	A	Pts.
Abby Ouimet, Amherst	4	12	9	21
Kristin Hanley, Middlebury	4	5	13	18
Char Glessner, Middlebury	4	11	4	15
Liz Martin, Amherst	4	14	1	15
Laura Schifter, Amherst	4	0	13	13
Liz O'Connor, TCNJ	3	7	5	12
Elizabeth Watson, Gordon	2	11	1	12
Cassie Abel, Colorado Col.	2	9	2	11
Julika Blankenship, Gettysburg	2	6	5	11
Meg Bonney, Middlebury	4	11	0	11

Photo by Dick Blume / NCAA Photos

Amherst's Allison Aldrich had three goals in the title game.

LACROSSE

Results

FIRST ROUND

MAY 7

Gordon 15, Cabrini 8

Gordon	6	9—15
Cabrini	4	4— 8

Gordon scoring—Elizabeth Watson 9, Amy Zerr 3, Heather MacLeod 2, Kristen Shaw.

Cabrini scoring—Kelli Romano 3, Maureen McQuade 2, Mandy Swoyer, Amy Pia, Katie Hopkin.

Shots: Gordon 33, Cabrini 23. Saves: G—Laura Callahan 13; C—Jamie Knobler 15.

Wheaton (Mass.) 14, Bridgewater St. 9

Bridgewater St.	6	3— 9
Wheaton (Mass.)	8	6—14

Bridgewater St. scoring—Paula Habel 4, Laura Swart 3, Melanie Medeiros, Erika Smith.

Wheaton (Mass.) scoring—Caddie Jackson 4, Lauren Maynes 3, Julia Coit 3, Kyla Graves 2, Heather Horne, Peri West.

Shots: Wheaton (Mass.) 53, Bridgewater St. 22. Saves: W—Lauren Mazzola 12; BS—A.J. Vasiliou 8.

Colorado Col. 13, Wooster 7

Wooster	3	4— 7
Colorado Col.	7	6—13

Wooster scoring—Beth Hemminger 3, Megan Kennedy 3, Helena Iaquinta.

Colorado Col. scoring—Cassie Abel 5, Alyse Richards 2, Helen Sneath 2, Eliza Fitzhugh, Lizzie Franke, Kip Morris, Jen Alpern.

Shots: Wooster 18, Colorado Col. 32. Saves: W–Nicole Hunt 15; C— Cindy Yi 7, Allana Dalton 0.

REGIONAL SEMIFINALS

MAY 10, at THE COLLEGE OF NEW JERSEY

TCNJ 16, Gordon 3

Gordon	1	2— 3
TCNJ	12	4—16

Gordon scoring—Elizabeth Watson 2, Becca Lambertson.

TCNJ scoring —Liz O'Connor 4, Katie Wagenblast 3, Tara Prindible 3, Lauren Gossner 2, Jill Baldwin, Lauren Dougher, Bridget Bigley, Carin Heller.

Shots: Gordon 13, TCNJ 41. Saves: G—Laura Callahan 16; TCNJ—Jen Munday 4.

Mary Washington 12, Wash. & Lee 7

Wash. & Lee	3	4— 7
Mary Washington	6	6—12

Wash. & Lee scoring—Leslie Bogart 3, Kelly Taffe 2, Lee Wheeler, Katharine Lester.

Mary Washington scoring—Kami McNinch 4, Britt Gottlieb 3, Emily Nagel 2, Kate Clute, Jessica Goon, Kristina Kral.

Shots: Wash. & Lee 22, Mary Washington 40. Saves: WL—Joanna Perini 12; MW—Robyn Lankford 9.

MAY 10, AT GETTYSBURG

Gettysburg 18, Scranton 11

Scranton	3	8—11
Gettysburg	10	8—18

Scranton scoring—Bridget Lee 4, Liz Baumbach 3, Kate Pierangeli, Kelly Herlihy, Kristen Hoffman, Allison Clark.

Gettysburg scoring—Megan Murphy 6, Julika Blankenship 4, Amy Farrell 3, Jenn Kelly 2, Kathey Delauney, Jacquie O'Connor, Elyse Goldweitz.

Shots: Scranton 27, Gettysburg 40. Saves: S—Courtney Enman 11; G—Liz Borucki 5, Heather Kelley 0.

Amherst 20, Cortland St. 9
Cortland St. ..... 3 6— 9
Amherst ..... 11 9—20
Cortland St. scoring—Kerri Finn 3, Michelle Michaels 2, Kristie Anzalone, Lindsay Maynard, Elizabeth MacNabb, Lauren Frisch.
Amherst scoring—Abby Ouimet 6, Mary Kate Allen 4, Erin Beaumont 3, Liz Martin 2, Allison Aldrich 2, Margaret Chute, Kennon Kay, Jackie Sargent.
Shots: Cortland St. 17, Amherst 37. Saves: CS—Regina Grosso 7, Kristen Teter 2; A—Brooke Diamond 5.

MAY 10, AT MIDDLEBURY

Middlebury 13, Wheaton (Mass.) 7
Wheaton (Mass.)..... 2 5— 7
Middlebury ..... 6 7—13
Wheaton (Mass.) scoring—Vanessa Pisano 3, Lauren Maynes 2, Caddie Jackson, Kyla Graves.
Middlebury scoring —Kristin Hanley 3, Char Glessner 3, Alison Perencevich 3, Meg Bonney 2, Sydney Atkins, Beth Seeley.
Shots: Wheaton (Mass.) 15, Middlebury 44. Saves: W—A.J. Vasiliou 18; M—Sarah Grenert 8, Johanna Rosenfield 0.

Williams 11, Ithaca 5
Ithaca ..... 2 3— 5
Williams..... 3 8—11
Ithaca scoring—Lauren Smith, Cayln Acebes, Meg Light, Jess Welch, Mariah Casserly.
Williams scoring—Kate Leonard 2, Tara Boyd 2, Leigh Anne McManama 2, Tori Scott, Molly Jennings, Kathryn Doherty, Maura Commito, Anna Gonzalez.
Shots: Ithaca 25, Williams 39. Saves: I—Angela Marathakis 18; W—Abigail Jackson 13.

MAY 10, AT SALISBURY

Salisbury 15, Colorado Col. 8
Colorado Col. ..... 3 5— 8
Salisbury ..... 6 9—15
Colorado Col. scoring—Cassie Abel 4, Julia Vanbenthuysen 2, Allison Craig, Lizzie Franke.
Salisbury scoring—Jessica White 4, Linda Ackermann 3, Liz Funk 2, Emily Dutch 2, Lynsey Bateman, Sarah Slafkosky, Katie Zielinski, Mary Bateman.
Shots: Colorado Col. 29, Salisbury 42. Saves: CC—Cindy Yi 17; S—Dena Glisan 9.

William Smith 7, St. Mary's (Md.) 4
St. Mary's (Md.) ..... 1 3—4
William Smith ..... 3 4—7
St. Mary's scoring—Karli Libertini, Carol Schmoeller, Stacy Mann, Allyson Sarigianis.
William Smith scoring—Megan Shea 2, Jackie Toner 2, Amanda Wynn, Brighde Dougherty, Alexandra Herter.
Shots: St. Mary's (Md.) 26, William Smith 22. Saves: SM—Jen Chumley 8; WS—Rebecca Splain 11.

REGIONAL FINALS

MAY 11, AT THE COLLEGE OF NEW JERSEY

TCNJ 11, Mary Washington 5
Mary Washington ..... 1 4— 5
TCNJ..... 11 0—11
Mary Washington scoring—Jessica Goon 2, Britt Gottlieb, Kami McNinch, Erica Larsen.
TCNJ scoring—Liz O'Connor 2, Carin Heller 2, Katie Wagenblast 2, Lauren Gossner 2, Bridget Bigley, Tara Prindible, Lauren Dougher.
Shots: Mary Washington 31, TCNJ 39. Saves: MW—Robyn Lankford 19; TCNJ—Jen Munday 9.

Amherst 12, Gettysburg 5
Amherst..... 8 4—12
Gettysburg..... 2 3— 5
Amherst scoring—Erin Beaumont 4, Liz Martin 3, Mary Kate Allen 2, Abby Ouimet, Allison Aldrich, Kennon Kay.
Gettysburg scoring—Julika Blankenship 2, Kathy Delauney, Amy Farrell, Katie Lowe.
Shots: Amherst 27, Gettysburg 38. Saves: A—Brooke Diamond 7; G—Liz Borucki 15.

MAY 11, AT MIDDLEBURY

Middlebury 14, Williams 5
Williams ..... 1 4— 5
Middlebury ..... 8 6—14
Williams scoring—Kathryn Doherty 2, Kate Leonard, Wendy Stone, Kate Petrelli.
Middlebury scoring—Char Glessner 3, Meg Bonney 3, Nuala O'Donohoe 2, Elizabeth Renehan 2, Caitlin McCormick, Katie Simpson, Alison Perencevich, Beth Seeley.
Shots: Williams 19, Middlebury 37. Saves: W—Abi Jackson 13; M—Sarah Grenert 10.

MAY 11, AT SALISBURY

William Smith 12 Salisbury 11
William Smith ..... 8 4—12
Salisbury ..... 4 7—11
William Smith scoring—Megan Shea 4, Jackie Toner 3, Gretchen Lasda 2, Amanda Wynn, Shana Hawrylchak, Brighde Dougherty.
Salisbury scoring—Linda Ackerman 4, Lynsey Bateman 3, Shannon Jarrett 2, Jessica White, Emily Dutch.
Shots: William Smith 33, Salisbury 32. Saves: WS—Rebecca Splain 9; S—Dena Glison 11.

SEMIFINALS

MAY 17, AT ST. JOHN FISHER

Amherst 12, TCNJ 10
Amherst ..... 7 5—12
TCNJ ..... 6 4—10
Amherst scoring—Abby Ouimet 4, Liz Martin 3, Scotty Hanley 2, Erin Beaumont, Mary Kate Allen, Jackie Sargent.
TCNJ scoring—Carin Heller 3, Katie Wagenblast 2, Tara Prindible, Liz O'Connor, Bridget Bigley, Lauren Dougher, Jackie Scullin.
Shots: Amherst 24, TCNJ 35. Saves: A—Brooke Diamond 13; TCNJ—Jen Munday 3.

Middlebury 20, William Smith 4
William Smith ..... 3 1— 4
Middlebury ..... 12 8—20
William Smith scoring—Megan Shea 2, Amanda Wynn, Brighde Dougherty.
Middlebury scoring—Meg Bonney 4; Nuala O'Donohoe 3; Char Glessner 3; Katie Simpson 2; Alison Perencevich 2, Beth Seeley 2, Schuyler Winstead 2, Kristin Hanley, Dalton Cox.
Shots: William Smith 30, Middlebury 49. Saves: WS—Rebecca Splain 13; M—Sarah Grenert 10, Johanna Rosenfield 2.

CHAMPIONSHIP

MAY 18, AT ST. JOHN FISHER

Amherst 11, Middlebury 9
Middlebury ..... 5 4— 9
Amherst ..... 3 8—11
Middlebury scoring—Meg Bonney 2, Char Glessner 2, Nuala O'Donohoe 2, Katie Simpson, Kristin Hanley, Elizabeth Renehan.
Amherst scoring—Liz Martin 6, Allison Aldrich 3, Abby Ouimet, Erin Beaumont.
Shots: Middlebury 32, Amherst 19. Saves: M—Sarah Grenert 3; A—Brooke Diamond 12.

History

Team Results

Year	Champion (Record)	Coach	Score	Runner-Up	Host or Site	Championship Game Paid Attendance	Championship Total Paid Attendance
1985	TCNJ (11-3)	Melissa Magee	7- 4	Ursinus	Pennsylvania	—	1,157
1986	Ursinus (14-3)	Betsy Meng Ramsey	12-10	TCNJ	Maryland	—	1,562
1987	TCNJ (16-2)	Sharon Goldbrenner	8- 7(ot)	Ursinus	Maryland	—	807
1988	TCNJ (17-2)	Sharon Goldbrenner	14-11	William Smith	Haverford	—	1,888
1989	Ursinus (14-5)	Betsy Meng Ramsey	8- 6	TCNJ	West Chester	—	2,588
1990	Ursinus (13-3)	Kim Lambdin	7- 6	St. Lawrence	Princeton	—	2,692
1991	TCNJ (16-1)	Sharon Goldbrenner	7- 6	Ursinus	TCNJ	—	2,166
1992	*TCNJ (16-0)	Sharon Goldbrenner	5- 3	William Smith	Lehigh	—	2,678
1993	TCNJ (15-0)	Sharon Goldbrenner	10- 9	William Smith	Maryland	—	4,832
1994	TCNJ (15-0)	Sharon Goldbrenner-Pfluger	29-11	William Smith	Maryland	—	5,361
1995	TCNJ (17-0)	Sharon Goldbrenner-Pfluger	14-13	William Smith	TCNJ	4,735	9,588
1996	TCNJ (14-0)	Sharon Goldbrenner-Pfluger	15- 8	Middlebury	Lehigh	—	2,551
1997	Middlebury (16-1)	Missy Foote	14- 9	TCNJ	Lehigh	—	2,911
1998	TCNJ (15-0)	Jennifer Hart	12-11(ot)	Williams	UMBC	—	4,679
1999	Middlebury (17-0)	Missy Foote	10- 9	Amherst	Johns Hopkins	—	6,696
2000	TCNJ (17-0)	Sharon Goldbrenner-Pfluger	14- 8	Williams	TCNJ	1,958	4,227
2001	Middlebury (17-0)	Missy Foote	11-10(2ot)	Amherst	John Hopkins	3,764	5,457
2002	Middlebury (17-0)	Missy Foote	12- 6	TCNJ	Rowan	455	2,258
2003	Amherst (16-2)	Christine Paradis	11- 9	Middlebury	St. John Fisher	450	2,882

**Later vacated*

Leading Scorers, Year-by-Year

1985 Tina Goldhirsh, TCNJ, and Kelee Whiteley, Ursinus, 9
1986 Devin Murphy, Ursinus, 17
1987 Beth Bingaman, Ursinus, 24
1988 Deanna Beuerle, TCNJ, 15
1989 Suzanne Thomas, Ursinus, 14
1990 Margaret Chandler and Andrea Ribaudo, St. Lawrence, and Robin Collinson, Roanoke, 11
1991 Cheryl Guerriero, TCNJ, 10
1992 Lynn Amato, TCNJ, 12
1993 Amy Hoover, William Smith, 17
1994 Kyra Preston, TCNJ, 18
1995 Pam Pluguez, TCNJ, 20
1996 Jennifer Hart, TCNJ and Courtney Crangi, Goucher, 17
1997 Amy DiAdamo, Middlebury, 20
1998 Kate Stoehr, Hartwick, 18
1999 Sarah Scheessele, Amherst, 21
2000 Dana Latona, TCNJ, 25
2001 Kristin Osborne, Amherst, 21
2002 Kristin Hanley, Middlebury, 24
2003 Abby Ouimet, Amherst, 21

All-Tournament Teams

1985
Chris Heddy, TCNJ
Tricia Randall, TCNJ
Lori Jordan, TCNJ

1986
Chris Heddy, TCNJ
Charlotte Clarke, TCNJ
Jill Johnson, Ursinus

1987
Margie Flynn, TCNJ
Jill Johnson, Ursinus
Penny Kempf, TCNJ

1988
Lee Moreau, TCNJ
Anne Jachney, William Smith
Penny Kempf, TCNJ

1989
Deanna Beuerle, TCNJ
Lee Moreau, TCNJ
Rachel Rambo, Ursinus
Suzanne Thomas, Ursinus
Susan Stuart, William Smith
Amy Ward, Ursinus

1990
Zoitsa Tsouros, Ursinus
Deanna Beuerle, TCNJ
Andrea Ribaudo, St. Lawrence
Lisa Sher, St. Lawrence
Courtney Dittman, Roanoke
Kim Piersall, Ursinus

1991
Cheryl Guerriero, TCNJ
Melissa Crowley, William Smith
Kerri Perinchief, TCNJ
Jenn Harpel, Ursinus, midfield
Gina Carey, TCNJ
Amy Ward, Ursinus

1992
Jill Cosse, TCNJ
Cathy Swezey, TCNJ
Elizabeth Onderdonk, William Smith
Kerri Perinchief, TCNJ
Sue Cooley, TCNJ
Courtney Hutchinson, William Smith

1993
Gina Carey, TCNJ
Jill Cosse, TCNJ
Nichole Fanelle, TCNJ
Pam Pluguez, TCNJ
Terri-Lee Fiedler, William Smith
Amy Hoover, William Smith
Kristen McCarthy, William Smith
Beth Onderdonk, William Smith
Lauren Petrella, Frank. & Marsh.

1994
Leslie Lehr, TCNJ
Pam Pluguez, TCNJ
Cathy Swezey, TCNJ
Belinda Warrick, TCNJ
Jennifer Bertsch, William Smith
Amanda Cox, William Smith
Kristen McCarthy, William Smith
Nicole Kassissieh, Middlebury
Rebecca Savage, Johns Hopkins

1995
Jennifer Hart, TCNJ
Jennifer Mazzucco, TCNJ
Pam Pluguez, TCNJ
Leslie Lehr, TCNJ
Beth Watov, TCNJ
Amy Hoover, William Smith
Jennifer Bertsch, William Smith
Terri-Lee Fiedler, William Smith
Kristen McCarthy, William Smith
Sarah Daniels, William Smith
Amy DiAdamo, Middlebury
Kelly Hefner, Middlebury

1996
Jennifer Hart, TCNJ
Melanie Vasofski, TCNJ
Jennifer Mazzucco, TCNJ
Beth Watov, TCNJ
Nichole Fanelle, TCNJ
Amy DiAdamo, Middlebury
Torrey Hinman, Middlebury
Emily Bracken, Middlebury
Kristin Carey, Goucher
Michele Mohlman, Goucher
Nicole Rodriguez, Ursinus
Jen Stone, Ursinus

1997
Whitney Parks, Middlebury
Amy DiAdamo, Middlebury
Amity Wall, Middlebury
Liz Aybar, Middlebury
Missy Hopkins, Middlebury
Emily Bracken, Middlebury
Melanie Vasofski, TCNJ
Megan Tropp, TCNJ
Jessica McCourt, TCNJ
Donna Pecoraro, TCNJ
Jennifer Maholland, TCNJ
Laura Kidney, William Smith

1998
Jennifer Maholland. TCNJ
Fran Constantine, TCNJ
Heather Whalin, TCNJ
Kate Atwell, TCNJ
Alana Teutonico, Williams
Lauren Gioia, Williams
Caroline Nesbit, Williams
Christina Eide, Williams
Sarah Bamberger, Hartwick
Sue Ketcham, Hartwick
Heidi Howard, Middlebury
Amity Wall, Middlebury

1999
*Heidi Howard, Middlebury
Katie Samson, Middlebury
Julia Bergofsky, Middlebury
Missy Hopkins, Middlebury
Heidi Dripps, Middlebury
Sarah Scheessele, Amherst
Kristin Osborn, Amherst
Irene Permut, Amherst
Fran Constantine, TCNJ
Jessica McCourt, TCNJ
Sara James, William Smith
Leslie Khachadourian, William Smith

2000
*Megan McCall, TCNJ
Sharon Vitulli, TCNJ
Tiffany Trockenbrod, TCNJ
Emily Fellona, TCNJ
Cara Shortsleeve, Williams
Sarah Commito, Williams
Megan Cleary, Williams
Lisa LeBeau, Salisbury
Carolyn Murray, Salisbury
Jessa Martin, Middlebury
Kathryn Rodermer, Middlebury

2001
*Betsy Wheeler, Middlebury
Julia Bergofsky, Middlebury
Kate Robertson, Middlebury
Katie Perine, Middlebury
Sarah Grenert, Middlebury
Heather Carter, Mary Washington
Kate Weller, Mary Washington
Carin Heller, TCNJ
Megan McCall, TCNJ
Abigail Ouimet, Amherst
Kristin Osborn, Amherst
Brooke Diamond, Amherst

2002
*Julia Bergofsky, Middlebury
Dana Chapin, Middlebury
Kristin Hanley, Middlebury
Jan Glessner, Middlebury
Ali Connolly, Middlebury
Christie Shore, TCNJ
Megan McCall, TCNJ
Carin Heller, TCNJ
Beth Schminke, Mary Washington
Pam Kramer, Mary Washington
Cara Coscarelli, Amherst
Brooke Diamond, Amherst

** Most Outstanding Player*

2003
*Brooke Diamond, Amherst
Abby Ouimet, Amherst
Liz Martin, Amherst
Laura Schifter, Amherst
Annie Jamieson, Amherst
Katie Simpson, Middlebury
Kate Perine, Middlebury
Char Glessner, Middlebury
Amanda Wynn, William Smith
Meghan Fitzgerald, William Smith
Carin Heller, TCNJ
Katie Wagenblast, TCNJ

** Most Outstanding Player*

Individual Records

GOALS, GAME
10—Courtney Crangi, Goucher (28) vs. Roanoke (16), 5-11-96.

GOALS, TOURNAMENT
18—Dana Latona, TCNJ (5 vs. Cabrini, 4 vs. Gettysburg, 4 vs. Salisbury, 5 vs. Williams), 2000; Caitlin Ritchie, Williams (5 vs. Wellesley, 8 vs. Mary Washington, 1 vs. Middlebury, 4 vs. TCNJ), 2000.

ASSISTS, GAME
8—Michelle Haynie, Salisbury (26) vs. Denison (4), 5-10-00.

ASSISTS, TOURNAMENT
13—Kristin Hanley, Middlebury [3 vs. Wheaton (Mass.), 3 vs. Williams, 7 vs. William Smith], 2003; Laura Schifter, Amherst (4 vs. Cortland St., 4 vs. Gettysburg, 3 vs. TCNJ, 2 vs. Middlebury), 2003

POINTS, GAME
16—Courtney Crangi, Goucher (28) vs. Roanoke (16), 5-11-96.

POINTS, TOURNAMENT
25—Dana Latona, TCNJ (5-2 vs. Cabrini, 4-2 vs. Gettysburg, 4-1 vs. Salisbury, 5-2 vs. Williams), 2000.

SAVES, GAME
27—Laura Kallio, Haverford (5) vs. Ursinus (16), 5-12-88; Susan Stuart, William Smith (13) vs. Ursinus (11), 5-14-88; Teryn Wineburg, Nazareth vs. Union (N.Y.), 5-11-2002.

SAVES, TOURNAMENT
59—Sarah Daniels, William Smith (17 vs. Frank. & Marsh.; 19 vs. Johns Hopkins; 23 vs. TCNJ), 1994.

Team Records

GOALS, GAME
29—TCNJ vs. William Smith (11), 5-22-94.

FEWEST GOALS, GAME
0—Wittenberg vs. TCNJ (17), 5-13-89.

GOALS, BOTH TEAMS
44—Goucher (28) vs. Roanoke (16), 5-11-96.

GOALS, TOURNAMENT
69—TCNJ, 4 games, 2000.

ASSISTS, GAME
18—Salisbury (26) vs. Denison (4), 5-10-00.

ASSISTS, TOURNAMENT
31—Ursinus, 3 games, 1987; Salisbury, 3 games, 2000.

SHOTS, GAME
67—TCNJ (29) vs. William Smith (11) (67-26), 5-22-94; Middlebury (26) vs. Rensselaer (5) (67-17), 5-10-97.

SHOTS, BOTH TEAMS
93—TCNJ (29) vs. William Smith (11), (67-26), 5-22-94.

SHOTS, TOURNAMENT
161—TCNJ, 4 games, 2000.
67—TCNJ (29) vs. William Smith (11) (67-26), 5-22-94; Middlebury (26) vs. Rensselaer (5) (67-17), 5-10-97.

SHOTS, BOTH TEAMS
93—TCNJ (29) vs. William Smith (11), (67-26), 5-22-94.

SHOTS, TOURNAMENT
161—TCNJ, 4 games, 2000.

Won-Lost Records in Tournament Play

Team (Years Participated)	Yrs.	Won	Lost	Pct.	1st	2nd	3rd
Amherst (1996-99-2001-02-03)	5	12	4	.750	1	2	1
Bates (1994)	1	0	1	.000	0	0	0
Bowdoin (1999)	1	0	1	.000	0	0	0
Bridgewater St. (2003)	1	0	1	.000	0	0	0
Cabrini (2000-01-02-03)	4	1	4	.200	0	0	0
Colorado Col. (1999-2002-03)	3	1	3	.250	0	0	0
Connecticut Col. (1996)	1	0	1	.000	0	0	0
Cortland St. (1985-86-99-2000-01-02-03)	7	2	7	.222	0	0	0
Denison (1985-86-87-88-90-91-92-93-94-98-2000-01)	12	0	12	.000	0	0	0
Drew (1985-86-88-2000-01)	5	1	5	.167	0	0	1
Frank. & Marsh. (1987-89-90-91-92-93-94-98)	8	2	8	.200	0	0	2
Frostburg St. (1992)	1	0	1	.000	0	0	0
Gettyburg (2000-02-03)	3	2	3	.400	0	0	0
Gordon (2003)	1	1	1	.500	0	0	0
Goucher (1996)	1	1	1	.500	0	0	1
Hamilton (2000-01)	2	2	2	.500	0	0	0
Hartwick (1992-95-98)	3	2	3	.400	0	0	1
Haverford (1986-87-88-91)	4	0	4	.000	0	0	0
Ithaca (1989-93-97-98-2001-03)	6	1	6	.143	0	0	0
Johns Hopkins (1987-88-89-90-93-94-95-97-98)	9	6	9	.400	0	0	5
Lynchburg (1985-86)	2	2	2	.500	0	0	2
Mary Washington (2000-01-02-03)	4	6	4	.600	0	0	2
McDaniel (1987)	1	1	1	.500	0	0	1
Middlebury (1994-95-96-97-98-99-2000-01-02-03)	10	24	6	.800	4	2	4
Nazareth (2000-02)	2	1	2	.333	0	0	0
TCNJ* (1985-86-87-88-89-90-91-93-94-95-96-97-98-99-2000-01-02-03)	18	45	8	.849	10	4	4
Plymouth St. (2000-01)	2	0	2	.000	0	0	0
Randolph-Macon (2000-02)	2	0	2	.000	0	0	0
Rensselaer (1997)	1	0	1	.000	0	0	0
Roanoke (1988-90-91-92-94-96-97)	7	2	7	.222	0	0	2
Rowan (1993-95-99-2002)	4	1	4	.200	0	0	0
St. Lawrence (1985-89-90-91)	4	3	4	.429	0	1	1
St. Mary's (Md.) (1998-99-2001-02-03)	5	2	5	.286	0	0	0
Salisbury (1999-2000-01-03)	4	5	4	.556	0	0	1
Scranton (2003)	1	0	1	.000	0	0	0
Springfield (2002)	1	1	1	.500	0	0	0
Susquehanna (2002)	1	0	1	.000	0	0	0
Trinity (Conn.) (1995-97-98)	3	1	3	.250	0	0	0
Union (N.Y.) (1999-2002)	2	1	2	.333	0	0	0
Ursinus (1985-86-87-88-89-90-91-92-95-96-99-2001)	12	19	9	.679	3	3	3
Wash. & Lee (1993-98-2001-03)	4	0	4	.000	0	0	0
Wellesley (1990-2000-01)	3	0	3	.000	0	0	0
Western New Eng. (2002)	1	0	1	.000	0	0	1
Wheaton (Mass.) (1985-86-2003)	3	2	3	.400	0	0	1
William Smith (1987-88-89-91-92-93-94-95-96-97-98-99-2000-02-03)	15	18	15	.546	0	5	6
Williams (1998-2000-03)	3	6	3	.667	0	2	0
Wittenberg (1989)	1	0	1	.000	0	0	0
Wooster (2002-03)	2	0	2	.000	0	0	1

(Note: No third-place game is held; semifinal losers are credited with third place.)

**Record adjusted by the NCAA Committee on Infractions (three wins in 1992 vacated).*

All-Time Results

1985 First Round: Ursinus 9, Cortland St. 8; Lynchburg 6, Denison 5; TCNJ 8, Wheaton (Mass.) 7; Drew 16, St. Lawrence 8. **Semifinals:** Ursinus 15, Lynchburg 2; TCNJ 8, Drew 5. **Championship:** TCNJ 7, Ursinus 4.

1986 First Round: Ursinus 14, Haverford 4; Wheaton (Mass.) 7, Cortland St. 6; Lynchburg 7, Denison 5; TCNJ 15, Drew 5. **Semifinals:** Ursinus 16, Wheaton (Mass.) 6; TCNJ 8, Lynchburg 3. **Championship:** Ursinus 12, TCNJ 10.

1987 First Round: TCNJ 13, Haverford 4; William Smith 14, Denison 5; McDaniel 12, Johns Hopkins 11; Ursinus 20, Frank. & Marsh. 3. **Semifinals:** TCNJ 15, William Smith 11; Ursinus 23, McDaniel 5. **Championship:** TCNJ 8, Ursinus 7 (ot).

1988 First Round: Ursinus 16, Haverford 5; William Smith 14, Drew 6; Johns Hopkins 11, Roanoke 10; TCNJ 18, Denison 4. **Semifinals:** William Smith 13, Ursinus 11; TCNJ 13, Johns Hopkins 7. **Championship:** TCNJ 14, William Smith 11.

1989 First Round: TCNJ 17, Wittenberg 0; St. Lawrence 9, Johns Hopkins 7; William Smith 18, Ithaca 9; Ursinus 12, Frank. & Marsh. 4. **Semifinals:** TCNJ 11, St. Lawrence 7; Ursinus 11, William Smith 7. **Championship:** Ursinus 8, TCNJ 6.

1990 First Round: Roanoke 11, Denison 5; St. Lawrence 11, Wellesley 5; Ursinus 14, Johns Hopkins 2; TCNJ 14, Frank. & Marsh. 5. **Semifinals:** St. Lawrence 14, Roanoke 7; Ursinus 6, TCNJ 5 (ot). **Championship:** Ursinus 7, St. Lawrence 6.

1991 First Round: Frank. & Marsh. 11, Denison 7; Ursinus 7, Roanoke 6; TCNJ 11, Haverford 4; William Smith 9, St. Lawrence 8. **Semifinals:** Ursinus 7, Frank. & Marsh. 3; TCNJ 11, William Smith 8. **Championship:** TCNJ 7, Ursinus 6.

1992 First Round: *TCNJ 11, Denison 6; Roanoke 15, Frostburg St. 11; Ursinus 11, Frank. & Marsh. 7; William Smith 16, Hartwick 2. **Semifinals:** *TCNJ 17, Roanoke 3; William Smith 11, Ursinus 4. **Championship:** *TCNJ 5, William Smith 3.

**TCNJ's participation in 1992 tournament vacated.*

1993 First Round: William Smith 18, Rowan 9; Johns Hopkins 12, Denison 9; TCNJ 18, Wash. & Lee 4; Frank. & Marsh. 18, Ithaca 17 (ot). **Semifinals:** William Smith 20, Johns Hopkins 9; TCNJ 11, Frank. & Marsh. 9. **Championship:** TCNJ 10, William Smith 9.

1994 First Round: TCNJ 22, Roanoke 8; Middlebury 16, Bates 8; William Smith 16, Frank. & Marsh. 14; Johns Hopkins 13, Denison 9. **Semifinals:** TCNJ 13, Middlebury 8; William Smith 11, Johns Hopkins 9. **Championship:** TCNJ 29, William Smith 11.

1995 First Round: TCNJ 19, Rowan 10; Middlebury 15, Trinity (Conn.) 9; Johns Hopkins 16, Ursinus 6; William Smith 24, Hartwick 10. **Semifinals:** TCNJ 24, Middlebury 12; William Smith 16, Johns Hopkins 9. **Championship:** TCNJ 14, William Smith 13.

1996 First Round: TCNJ 20, Amherst 9; Ursinus 10, William Smith 9; Middlebury 9, Connecticut Col. 8; Goucher 28, Roanoke 16. **Semifinals:** TCNJ 15, Ursinus 5; Middlebury 21, Goucher 12. **Championship:** TCNJ 15, Middlebury 8.

1997 First Round: Middlebury 26, Rensselaer 5; Johns Hopkins 15, Roanoke 7; William Smith 14, Trinity (Ct.) 13; TCNJ 21, Ithaca 8. **Semifinals:** Middlebury 20, Johns Hopkins 6; TCNJ 20, William Smith 6. **Championship:** Middlebury 14, TCNJ 9.

1998 First Round: St. Mary's (Md.) 11, Wash. & Lee 8; Johns Hopkins 22, Denison 8; Trinity (Conn.) 13, Ithaca 6; Hartwick 17, Frank. & Marsh. 13. **Quarterfinals:** TCNJ 11, St. Mary's 7; Middlebury 18, Johns Hopkins 6; Williams 12, Trinity (Conn.) 11; Hartwick 8, William Smith 7 (ot). **Semifinals:** TCNJ 12, Middlebury 11; Williams 14, Hartwick 10. **Championship:** TCNJ 12, Williams 11 (ot).

1999 First Round: Rowan 18, Union (N.Y.) 9; Amherst 21, Colorado Col. 13; Ursinus 9, St. Mary's (Md.) 8; Salisbury 14, Cortland St. 7. **Quarterfinals:** TCNJ 11, Rowan 7; Amherst 15, Bowdoin 9; William Smith 12, Urisinus 6; Middlebury 16, Salisbury 2. **Semifinals:** Amherst 11, TCNJ 8; Middlebury 13, William Smith 7. **Championship:** Middlebury 10, Amherst 9.

2000 First Round: TCNJ 20, Cabrini 6; Gettysburg 9, Drew 8; Salisbury 26, Denison 4; Hamilton 12, Cortland St. 10; Williams 19, Wellesley 9; Mary Washington 12, Randolph-Macon 8; Middlebury 24, Plymouth St. 5; Nazareth 13, William Smith 12 (2 ot). **Quarterfinals:** TCNJ 16, Gettysburg 7; Salisbury 18, Hamilton 15; Williams 18, Mary Washington 9; Middlebury 16, Nazareth 7. **Semifinals:** TCNJ 19, Salisbury 4; Williams 11, Middlebury 9. **Championship:** TCNJ 14, Williams 8.

2001 First Round: Middlebury 23, Plymouth St. 5; Cortland St. 15, Cabrini 3; Mary Washington 10, Wash. & Lee 6; Salisbury 16, Ursinus 10; TCNJ 14, Drew 8; Hamilton 18, Denison 6; Ithaca 9, St. Mary's (Md.) 8; Amherst 20, Wellesley 10. **Quarterfinals:** Middlebury 17, Cortland St. 6; Mary Washington 15, Salisbury 12; TCNJ 17, Hamilton 3; Amherst 13, Ithaca 6. **Semifinals:** Middlebury 14, Mary Washington 4; Amherst 11, TCNJ 10 (2 ot). **Championship:** Middlebury 11, Amherst 10 (2 ot).

2002 First Round: Springfield 15, Western New Eng. 7; Cabrini 12, Wooster 11. **Second round:** TCNJ 21, Susquehanna 4; Cortland St. 9, Gettysburg 8; Middlebury 19, Springfield 2; William Smith 20, Rowan 4; Union (N.Y.) 14, Nazareth 9; Amherst 15, Colorado Col. 8; Mary Washington 13, Randolph-Macon 9; St. Mary's (Md.) 15, Cabrini 7. **Quarterfinals:** Col of New Jersey 15, Cortland St. 8; Middlebury 16, William Smith 10; Amherst 13, Union (N.Y.) 6; Mary Washington 9, St. Mary's (Md.) 7. **Semifinals:** TCNJ 10, Amherst 7; Middlebury 16, Mary Washington 5. **Championship:** Middlebury 12, TCNJ 6.

2003 First Round: Gordon 15, Cabrini 8; Wheaton (Mass.) 14, Bridgewater St. 9; Colorado Col. 13, Wooster 7. **Second round:** TCNJ 16, Gordon 3; Mary Washington 12, Wash. & Lee 7; Gettysburg 18, Scranton 11; Amherst 20, Cortland St. 9; Middlebury 13, Wheaton (Mass.) 7; Williams 11, Ithaca 5; Salisbury 15, Colorado Col. 8; William Smith 7, St. Mary's (Md.) 4. **Quarterfinals:** TCNJ 11, Mary Washington 5; Amherst 12, Gettysburg 5; Middlebury 14, Williams 5; William Smith 12, Salisbury 11. **Semifinals:** Amherst 12, TCNJ 10; Middlebury 20, William Smith 4. **Championship:** Amherst 11, Middlebury 9.

Rowing

DIVISION I

Photo by A.J. Mast/NCAA Photos

Team champions Harvard compete during the I Eights final on Eagle Creek in Indianapolis.

2003 Championships

Edited by Crissy Schluep.

Highlights

First for Harvard: Harvard bested perennial powers Brown and Washington to capture its first championship May 30-June 1 at Eagle Creek Park in Indianapolis.

Harvard is the first team to beat Washington and Brown, which had won three titles apiece in the six previous years of the regatta.

The finals of the I Eights was a crucial race, allowing victorious Harvard, rowing in at 6:26.92, to earn 36 points and capture the team title. Brown took first place in the petite finals of the I Eights race, with Princeton coming in second.

For more, go to the June 9, 2003 issue of The NCAA News at www.ncaa.org.

TEAM RESULTS

	Fours	II Eights	I Eights	Total
1. Harvard	6th (7)	5th (16)	1st (36)	59
2. Brown	1st (12)	1st (24)	6th (21)	57
3. Washington	7th (6)	2nd (22)	4th (27)	55
4. Michigan	3rd (10)	9th (8)	2nd (33)	51
5. California	2nd (11)	3rd (20)	9th (12)	43
6. Virginia	8th (5)	7th (12)	5th (24)	41
7. Princeton	11th (2)	4th (18)	7th (18)	38
8. Ohio St.	4th (9)	6th (14)	8th (15)	38
9. Stanford	12th (1)	12th (2)	3rd (30)	33
10. Yale	5th (8)	8th (10)	10th (9)	27
11. Michigan St.	9th (4)	10th (6)	11th (6)	16
12. Washington St.	10th (3)	11th (4)	12th (3)	10

EVENT RESULTS

Fours: *Petite final*—1. Washington [Cora Fix, Laura Barnes, Debbie Curry, Kasia Bloch, Courtney Goodridge (coxswain)], 7:38.02; 2. Virginia, 7:39.05; 3. Michigan St., 7:40.01; 4. Washington St., 7:43.04; 5. Princeton, 7:45.09; 6. Stanford, 7:56.

Fours: *Final*—1. Brown [Deborah Dryer, Kaitlin Masarie, Katie Reynolds, Gillian Almy, Mira Metha (coxswain)], 7:18.83; 2. California, 7:21.43; 3. Michigan, 7:24.83; 4. Ohio St., 7:30.02; 5. Yale, 7:32.51; 6. Harvard, 7:34.79.

II Eights: *Petite final*—1. Virginia [Andrea Czarkowski, Jessie Haury, Katie Yrazabal, Amanda Kennedy, Margaret Matia, Claudia Durkin, Mary Dobmeier, Kelley Jesnig, Danielle Sewell (coxwain)], 6:38.28; 2. Yale, 6:40.05; 3. Michigan, 6:40.32; 4. Michigan St., 6:40.92; 5. Washington St., 6:43.58; 6. Stanford, 6:45.6.

II Eights: *Final*—1. Brown [Abby Thomas, Frances Betancourt, Jill Filipek, Kady Tremaine, Megan Wachs, Meg Anderson, Audrey Patten, Becky Hutchinson, Liza Aquiar (coxswain)], 6:35.03; 2. Washington, 6:38.57; 3. California, 6:39.67; 4. Princeton, 6:41.99; 5. Harvard, 6:42.43; 6. Ohio St., 6:43.8.

I Eights: *Petite final*—1. Brown [Diane Schneider, Sarah Broadhead, Marie Wallott, Karen Prazar, Maggie Cheney, Meaghan Kelly, Eleanor Dodson, Peggy McKendry, Erika Raires (coxswain)], 6:20.01; 2. Princeton, 6:23.48; 3. Ohio St., 6:23.95; 4. California, 6:24.97; 5. Yale, 6:26.13; 6. Texas, 6:28.65.

I Eights: *Final*—1. Harvard [Sarah Marvel, Courtney Brown, Caryn Davies, Anna Brock, Lis Lambert, Heather Schofield, Carolina Fisher, Tasha Pasternack, Julie Gluck (coxswain)], 6:26.92; 2. Michigan, 6:28.58; 3. Stanford, 6:29.54; 4. Washington, 6:30.07; 5. Virginia, 6:31.49; 6. Southern California, 6:38.33.

History

Team Results

Year	Champion	Coach	Points	Runner-Up	Points	Host or Site
1997	Washington	Jan Harville	201	Princeton	184	Rancho Cordova, Calif.
1998	Washington	Jan Harville	91	Brown	85	Gainesville, Ga.
1999	Brown	John Murphy	56	Virginia	56	Rancho Cordova, Calif.
2000	Brown	John Murphy	59	Washington	55	Camden, N.J.
2001	Washington	Jan Harville	58	Michigan	53	Gainesville, Ga.
2002	Brown	John Murphy	67	Washington	63	Indianapolis
2003	Harvard	Liz O'Leary	59	Brown	57	Indianapolis

TEAM CHAMPIONSHIPS

Washington 3, Brown 3, Harvard 1.

INDIVIDUAL CHAMPIONSHIPS

Washington 8, Brown 7, Virginia 2, Harvard, Michigan, Princeton, Southern California, 1 each.

Championships Records

FOURS

7:18.83—Brown [Deborah Dryer, Kaitlin Masarie, Katie Reynolds, Gillian Almy, Mira Metha (coxswain)], 2003.

II EIGHTS

6:35.03—Brown [Abby Thomas, Frances Betancourt, Jill Filipek, Kady Tremaine, Megan Wachs, Meg Anderson, Audrey Patten, Becky Hutchinson, Liza Aquiar (coxswain)], 2003.

I EIGHTS

6:26.92—Harvard [Sarah Marvel, Courtney Brown, Caryn Davies, Anna Brock, Lis Lambert, Heather Schofield, Carolina Fisher, Tasha Pasternack, Julie Gluck (coxswain)], 2003.

Team Appearances

Team	No.	Best Finish	Year(s)
Boston U. (1999-2000-01)	3	Seventh	2000
Brown (1997-98-99-2000-01-02-03)	7	First	1999-2000-02
California (1999-2000-01-02-03)	5	Third	2002
Dartmouth (1997-98)	2	Eighth	1997-98
Harvard (1998-99-2000-01-02-03)	6	First	2003
Iowa (2001)	1	10th	2001
Massachusetts (1998)	1	Fourth	1998
Michigan (1998-99-2000-01-02-03)	6	Second	2001
Michigan St. (2000-01-02-03)	4	Eighth	1999-2000
Ohio St. (2000-01-02-03)	4	Fourth	2001
Oregon St. (1997)	1	Seventh	1997
Princeton (1997-98-99-2000-01-02-03)	7	Second	1997
Rutgers (1997)	1	Sixth	1997
Stanford (2002-03)	2	10th	2002
Syracuse (2002)	1	9th	2003
Virginia (1997-98-99-2000-01-02-03)	7	Second	1999
Washington (1997-98-99-2000-01-02-03)	7	First	1997-98-2001
Washington St. (2003)	1	12th	2003
Wisconsin (1999)	1	10th	1999
Yale (1997-2002-03)	3	Fifth	1997

Event Champions

FOURS

1997 Brown (Emily Zobel, Anda Adams, Caroline Grogan, Nina Carter, Kate Saul [coxswain]), 7:24.5.

1998 Southern California (Lisa Bartoli, Ivelina Boteva, Annalisa Gross, Kasey Ryan, Rebecca Moneymaker [coxswain]), 7:52.1.

1999 Washington (Erin Becht, Anna Mickelson, Kara Nykrein, Kellie Schenk, Mary Whipple [coxswain]), 7:34.5.

2000 Washington (Adrienne Hunter, Heidi Hurn, Carrie Stasiak, Lauren Estevenin, Anne Heisburg [coxswain]) 7:49.

2001 Washington (Teegan Simonson, Yvonneke Stenken, Katie Baurichter, Marghe Pallotino, Maili Barber [coxswain]), 7:32.69.

2002 Brown [Lee Reynolds, Diane Schneider, Meaghan Kelly, Megan Wachs, Alex Agloro (coxswain)], 7:42:24.

2003 Brown [Deborah Dryer, Kaitlin Masarie, Katie Reynolds, Gillian Almy, Mira Metha (coxswain)], 7:18.83.

II EIGHTS

1997 Princeton (Stephanie Jones, Joanna Schmidt, Ashley McCowen, Christy Wiegard, Kira Gresdiroff, Abigail Cromwell, Emily Jones, Michelle Clarke, Yon Sung [coxswain]), 6:59.9.

1998 Virginia (Kara McPhillips, Amy Burns, Emily Egge, Charlotte Quesada, Erin Lieb, Jenny Sherman, Bronwyn Rick, Charlotte Kraenzle, Cinda Ewton [coxswain]), 7:11.2.

1999 Virginia (Charlotte Quesada, Emily Egge, Sara Garrett, Erin Lieb, Lauren Brown, Jennifer Herberger, Charlotte Kraenzle, Lynette Sobehart, Sarah Harrick [coxswain]), 6:50.79.

2000 Brown (Amie Carter, Mariah Raymond, Rosie Branson-Gill, Lucy Luedens-Booth, Kelly Egan, Caanora Glick, Hadley Hoseas, Nina Freeman, Eleanor D'Ambrosio [coxswain]), 6:48.39.

2001 Michigan (Melanie Duncan, Petra Juzwishin, Sera Coppolino, Sophie Roberge, Liz Nelson, Julie Brescoll, Kristine Johns, Katie Reynolds, Corinn Cunningham [coxswain]), 6:43.34.

2002 Washington [Jenni Vesnaver, Jesssica Harm, Shannon Oates, Erin Becht, Sanda Hangan, Marghe Pallottino, Erin Curry, Mandy Nelson, Anne Hessburg (coxswain)], 6:46:39.

2003 Brown [Abby Thomas, Frances Betancourt, Jill Filipek, Kady Tremaine, Megan Wachs, Meg Anderson, Audrey Patten, Becky Hutchinson, Liza Aquiar (coxswain)], 6:35.03.

I EIGHTS

1997 Washington (Sabrina Telenska, Denni Nessler, Kelly Horton, Katy Dunnet, Annie Christie, Jan Williamson, Tristine Glick, Kari Green, Alida Purves [coxswain]), 6:31.8.

1998 Washington (Missy Collins, Sabina Telenska, Denni Nessler, Kelly Horton, Katy Dunnet, Annie Christie, Rachel Dunnet, Vanessa Tavalero, Kari Green [coxswain]), 6:52.0.

1999 Brown (Caroline Grogan, Erin Kelley, Amy Meyers, Nina Carter, Kellie Walker, Anda Adams, Rachel Anderson, Portia Johnson, Katherine Saul [coxswain]), 6:46.89.

2000 Brown (Portia Johnson, Rachel Anderson, Anda Adams, Kellie Walker, Jessica Lanning, Liane Malcos, Erin Kelley, Caroline Grogan, Kate Saul [coxswain]), 6:37.20.

2001 Washington (Annabel Ritchie, Nicole Rogers, Carrie Stasiak, Adrienne Hunter, Rika Geyser, Anna Mickelson, Nicole Borges, Lauren Estevenin, Mary Whipple [coxswain]), 7:04.03.

2002 Washington [Lauren Estevenin, Annabel Ritchie, Anna Mickelson, Heidi Hurn, Adrienne Hunter, Carrie Stasiak, Kara Nykreim, Yuunneke Stenken, Mary Whipple (coxswain)], 6:36:41.

2003 Harvard [Sarah Marvel, Courtney Brown, Caryn Davies, Anna Brock, Lis Lambert, Heather Schofield, Carolina Fisher, Tasha Pasternack, Julie Gluck (coxswain)], 6:26.92.

All-Time Team Results

1997: 1. Washington, 201; 2. Princeton, 184; 3. Brown, 170; 4. Virginia, 146; 5. Yale, 108; 6. Rutgers, 100; 7. Oregon St., 97; 8. Dartmouth, 81.

1998: 1. Washington, 91; 2. Brown, 85; 3. Virginia, 76; 4. Massachusetts, 72; 5. Michigan, 70; 6. Princeton, 62; 7. Harvard, 54; 8. Dartmouth, 36.

1999: 1. Brown, 56; 2. Virginia, 56; 3. Washington, 42; 4. Princeton, 36; 5. Michigan, 35; 6. California, 33; 7. Harvard, 27; 8. Michigan St., 18; 9. Boston U., 17; 10. Wisconsin, 10.

2000: 1. Brown, 59; 2. Washington, 55; 3. Virginia, 48; 4. California, 38; 5. Michigan, 34; 6. Princeton, 32; 7. Boston U., 20; 8. Michigan St., 18; 9. Ohio St., 13; 10. Harvard, 13.

2001: 1. Washington, 58; 2. Michigan, 53; 3. Brown, 49; 4. Ohio St., 37; 5. Princeton, 33; 6. California, 23; 7. Virginia, 22; 8. Harvard, 20; 9. Iowa, 18; 10. Boston U., 17.

2002: 1. Brown, 67; 2. Washington, 63; 3. California, 44; 4. Virginia, 43; 5. Ohio St., 42; 6. Yale, 42; 7. Princeton, 40; 8. Michigan, 40; 9. Michigan St., 29; 10. Stanford, 26; 11. Harvard, 19; 12. Syracuse, 13.

2003: 1. Harvard, 59; 2. Brown, 57; 3. Washington, 55; 4. Michigan, 51; 5. California, 43; 6. Virginia, 41; 7. Princeton, 38; 8. Ohio St., 38; 9. Stanford, 33; 10. Yale, 27; 11. Michigan St., 16; 12. Washington St., 10.

Rowing

DIVISION II

2003 Championships

Edited by Crissy Schluep.

Highlights

Aggies Double: UC Davis successfully defended its title May 30-June 1 at Eagle Creek Park in Indianapolis.

The Aggies dominated the water, winning both the I Eights and Fours. In the I Eights, UC Davis finished in 6:51.74, while Western Washington came in second with a 6:56.60.

In the Fours, the Aggies again defeated the Vikings. UC Davis rowed in at 7:47.03 and Western Washington completed the course in 7:59.43.

UC Davis accumulated 59 points for the championship, with Western Washington second at 57 points. Mercyhurst finished third with 55 and Florida Tech placed fourth with 51.

For more, go to the June 9, 2003 issue of The NCAA News at www.ncaa.org.

TEAM RESULTS

	I Eights	II Eights	Total
1. UC Davis	1st (8)	1st (12)	20
2. Western Wash.	2nd (6)	2nd (9)	15
3. Mercyhurst	3rd (4)	3rd (6)	10
4. Florida Tech	4th (2)	4th (3)	5

Photo by A.J. Mast/NCAA Photos

Florida Tech won the I Eights Petite final, but Fours and I Eights champion UC Davis claimed the team title.

EVENT RESULTS

Fours: *Final*—1. UC Davis [Laura Syms, Sarah Anderson, Joan Silva, Dawn Leppert, Michelle Seymour (coxswain)], 7:47.03; 2. Western Wash., 7:59.42; 3. Mercyhurst, 8:11.83.
I Eights: *Petite final*—1. Florida Tech, 7:07.87; 2. Rollins, 7:09.92.

I Eights: *Final*—1. UC Davis [Kari Harris, Ashley Montross, Becky Anderson, Kalie Benson, Brooke Fornacian, Shelley Best, Kerry Byrne, Cassie Protman, Katie Borg (coxswain)], 6:51.74; 2. Western Wash., 6:56.60; 3. Humboldt St., 7:00.58; 4. Mercyhurst, 7:11.03.

History

Team Results

Year	Champion	Coach	Points	Runner-Up	Points	Host or Site
2002	UC Davis	Emily Plesser	50	Western Wash.	45	Indianapolis
2003	UC Davis	Emily Plesser	20	Western Wash.	15	Indianapolis

TEAM CHAMPIONSHIPS

UC Davis 2.

INDIVIDUAL CHAMPIONSHIPS

UC Davis 4.

Championships Records

FOURS
7:47.03— UC Davis [Laura Syms, Sarah Anderson, Joan Silva, Dawn Leppert, Michelle Seymour (coxswain)], 2003.

II EIGHTS
7:17.98— UC Davis [Katie Borg (coxswain), Sara Miller, Kelly Sweerus, Alison Prehn, Marisa Obrian, Ashley Raasch, Amy Mackey, Chrissy Twomey, Dawn Leppert], 2002.

I EIGHTS
6:51.74—UC Davis [Kari Harris, Ashley Montross, Becky Anderson, Kalie Benson, Brooke Fornacian, Shelley Best, Kerry Byrne, Cassie Protman, Katie Borg (coxswain)], 2003.

Team Appearances

Team	No.	Best Finish	Year(s)
Boston U. (1999-2000-01)	3	Seventh	2000
Barry (2002)	1	4th	2002
UC Davis (2002-03)	2	1st	2002-03
Florida Tech (2003)	1	4th	2003
Mercyhurst (2003)	1	3rd	2003
Rollins (2002)	1	3rd	2002
Western Wash. (2002-03)	2	2nd	2002-03

Event Champions

FOURS

2003 UC Davis [Laura Syms, Sarah Anderson, Joan Silva, Dawn Leppert, Michelle Seymour (coxswain)], 7:47.03.

II EIGHTS

2002 UC Davis [Sara Miller, Kelly Sweerus, Alison Prehn, Marisa Obrian, Ashley Raasch, Amy Mackey, Chrissy Twomey, Dawn Leppert, Katie Borg (coxswain)], 7:17:98.

I EIGHTS

2002 UC Davis [Analise Zoller, Brooke Forniciari, Julie Maosen, Kerry Byrne, Brooke Roberts, Sara Deleon, Shelly Best, Sabrina Litton, Sarah Whipple (coxswain)], 7:06:64.

2003 UC Davis [Kari Harris, Ashley Montross, Becky Anderson, Kalie Benson, Brooke Fornacian, Shelley Best, Kerry Byrne, Cassie Protman, Katie Borg (coxswain)], 6:51.74.

All-Time Team Results

2002: 1. UC Davis, 50; 2. Western Wash., 45; 3. Rollins, 40; 4. Barry, 35.

2003: 1. UC Davis, 20; 2. Western Wash., 15; 3. Mercyhurst, 10; 4. Florida Tech, 5.

Rowing

DIVISION III

2003 Championships

Edited by Crissy Schluep.

Highlights

Colby on Top: Despite the windy conditions May 30-31 at Eagle Creek Park in Indianapolis, Colby still claimed its first championship after winning the Eights race.

Colby finished the Eights in 6:42.69, nearly five seconds ahead of Puget Sound, which finished with in 6:47.68. Colby to finished third in the Eights Petite Finals, earning 10 points for the victory.

Puget Sound finished second with 12 points, Ithaca came in at third and Coast Guard finished fourth.

For more, go to the June 9, 2003 issue of The NCAA News at www.ncaa.org.

Photo courtesy/row2k.com

Division III crews fill Eagle Creek preparing for competition.

TEAM RESULTS

	I Eights	II Eights	Total
1. Colby	1	9	10
2. Puget Sound	2	10	12
3. Ithaca	5	7	12
4. Coast Guard	3	11	14
5. Trinity (Conn.)	6	8	14
6. Wellesley	4	12	16

EVENT RESULTS

Eights: *Petite final*—1. Ithaca [Michelle Becht, Irene Woodward, Kristin Keller, Jessie Selock, Leslie Nichols, Jill Moler, Jacy McFall, Anna Dunham, Catie Cloo (coxswain)], 6:56.90; 2. Trinity (Conn.), 7:01.62; 3. Colby, 7:07.03; 4. Puget Sound, 7:09.03; 5. Coast Guard, 7:18.76; 6. Wellesley, 7:26.16.

Eights: *Final*—1. Colby [Leah Hagamen, Emily Allen, Laura Mistretta, Annie Szender, Leah Robertson, Andrea Piekarski, Megan Loosigian, Ellie Boyce, Vivienne Ho (coxswain)], 6:42.69; 2. Puget Sound, 6:47.68; 3. Coast Guard, 6:48.77; 4. Wellesley, 6:48.91; 5. Ithaca, 6:54.06; 6. Trinity (Conn.), 6:58.17.

History

Team Results

Year	Champion	Coach	Points	Runner-Up	Points	Host or Site
2002	Williams	Justin Moore	9	Colby	11	Indianapolis
2003	Colby	Stew Stokes	10	Pudget Sound	12	Indianapolis

TEAM CHAMPIONSHIPS

Colby 1, Williams 1.

INDIVIDUAL CHAMPIONSHIPS

Colby 1, Williams 1.

Championships Records

EIGHTS

6:42.69— Colby [Leah Hagamen, Emily Allen, Laura Mistretta, Annie Szender, Leah Robertson, Andrea Piekarski, Megan Loosigian, Ellie Boyce, Vivienne Ho (coxswain)], 2003.

Team Appearances

Team	No.	Best Finish	Year(s)
Coast Guard (2003)	1	Fourth	2003
Colby (2002-03)	2	First	2003
Ithaca (2002-03)	2	Third	2003
Pacific Lutheran (2002)	1	Fifth	2002
Puget Sound (2003)	1	Second	2003
Smith (2002)	1	Sixth	2002
Trinity (Conn.) (2003)	1	Fifth	2003
Wellesley (2003)	1	Sixth	2003
William Smith (2002)	1	Third	2002
Williams (2002)	1	First	2002

Event Champions

I EIGHTS

2002 Williams [Anne Rutherford, Anne Lewis, Liz Mygatt, Rachel DeSouza, Laura Spero, Shoshana Clark, Tzzy Lowell, Rachel Outman, Emma Harries (coxswain)], 7:15.89.

2003 Colby [Leah Hagamen, Emily Allen, Laura Mistretta, Annie Szender, Leah Robertson, Andrea Piekarski, Megan Loosigian, Ellie Boyce, Vivienne Ho (coxswain)], 6:42.69.

All-Time Team Results

2002: 1. Williams, 9; 2. Colby, 11; 3. William Smith, 12; 4. Ithaca, 12; 5. Pacific Lutheran, 16; 6. Smith, 18.

2003: 1. Colby, 10; 2. Puget Sound, 12; 3. Ithaca, 12; 4. Coast Guard, 14; 5. Trinity (Conn.), 14; 6. Wellesley, 16.

Softball

DIVISION I

2003 Championship

Edited by Heather Perry.

Highlights

Hitless Heroics: The UCLA seniors were going to make school history one way or another May 26 in the championship game.

The four Bruins, playing in the final game of their career, either would become the first class in UCLA history not to win a title on the field or become the first team since Texas A&M in 1983 to lose its first game of the tournament then rally for the title.

Riding junior pitcher Keira Goerl's no-hitter, the Bruins outlasted defending national champion California for a 1-0 victory.

For the complete story, go to the June 9, 2003 issue of The NCAA News at www.ncaa.org.

All-Tournament Team: Goerl was named the tournament's most outstanding player and was joined on the all-tournament team by UCLA's Tairia Mims and Natasha Watley. California's Kelly Anderson, Vicky Galindo, Chelsea Spencer and Veronica Nelson were honored along with Cat Osterman and Tamara Poppe from Texas. Alicia Hollowell and Lovie Jung from Arizona, and Jennifer Stump from Oklahoma rounded out the all-tournament team.

NCAA Photo by Stephen Pingry

Keira Goerl's no-hitter clinched UCLA's ninth NCAA title.

TEAM STANDINGS

	W	L	AB	R	H	BA	E	DP	FA	IP	R	ER	ERA
UCLA	5	1	166	16	36	.217	11	3	.945	47.0	10	4	0.60
California	4	2	185	18	30	.162	6	2	.976	52.0	9	7	0.94
Arizona	2	2	110	7	21	.191	3	0	.977	32.1	6	5	1.09
Texas	2	2	92	5	11	.120	2	0	.980	27.2	7	6	1.54
Oklahoma	1	2	81	9	16	.198	5	0	.947	23.0	12	10	3.04
Washington	1	2	73	5	5	.164	4	1	.963	20.0	5	5	1.75
Alabama	0	2	54	5	6	.111	1	1	.984	15.0	9	7	3.27
La.-Lafayette	0	2	45	3	2	.044	1	0	.981	13.0	8	8	4.31

BATTING LEADERS

(Minimum 10 at-bats)

	AVG	G	AB	R	H	RBI	2B	3B	HR	SB
Natasha Watley, UCLA	.440*	6	25*	5*	11*	3	2*	1*	0	1
Lovie Jung, Arizona	.417	4	12	1	5	2	1	0	0	0
Tairia Mims, UCLA	.400	6	15	3	6	6*	1	0	3*	0
Crystal Farley, Arizona	.364	4	11	1	4	0	0	0	0	0
Tamara Poppe, Texas	.364	4	11	1	4	1	1	0	1	0
Chelsea Spencer, California	.318	6	22	4	7	5	0	0	1	0
Amanda Oleson, Washington	.300	3	10	0	3	2	1	0	0	0
Christina Enea, Oklahoma	.273	3	11	1	3	0	0	0	0	0
Vicky Galindo, California	.250	6	24	1	6	3	0	0	0	1
Amber Hall, Texas	.250	4	12	1	3	2	0	0	1	0

***Departmental Leaders.** Other Leaders: AB-16, Jackie Coburn, Arizona; RBI-4, Coburn, Arizona; HR-1, eight tied.

PITCHING LEADERS

(Minimum 10 innings pitched)

	W	L	SV	ERA	G	CG	IP	H	R	ER	BB	SO
Keira Goerl, UCLA	5	1	0	0.60	6	6	47.0	18	10	4	16	44
Kelly Anderson, California	3	2	0	0.88	6	3	48.0	25	8	6	22	27
Cat Osterman, Texas	2	2	0	1.14	4	3	24.2	11	5	4	6	46
Tia Bollinger, Washington	1	0	0	1.17	2	2	12.0	9	2	2	1	3
Alicia Hollowell, Arizona	2	2	0	1.73	4	4	32.1	21	9	8	21	45

Results

REGION 1

AT TUCSON, ARIZONA

Cal St. Northridge..... 000 000 0—0 1 1
Minnesota ..... 100 110 x—3 5 1
Kia Fennell, Monique Lovell (4), Jenny Wheeler (5) and Janine Grund; Piper Marten and Anne Thul. W—Marten. L—Fennell.

Colorado St. ..... 000 10—1 2 0
Arizona..... 560 0x—11 11 0
Megan Masser, Melanie Mahoney (2), JayCee Wood (2) and Kerry Farrell; Alicia Hollowell, Wendy Allen (4) and Mackenzie Vandergeest. HR—Vandergeest. W—Hollowell. L—Masser.

Boston College ..... 000 022 0—4 6 0
Texas A&M ..... 011 600 x—8 11 2
Tekae Malandris, Kim Ryan (4) and Lisa Field; Jessica Slataper and Selena Collins. HR—Erin Mackey (Boston College); Adrian Gregory (Texas A&M); Jana James (Texas A&M). W—Slataper. L—Malandris.

Princeton ..... 122 000 2—7 10 5
South Carolina..... 200 000 6—8 8 1
Erin Snyder and Ty Ries; Melanie Henkes, Aleca Johnson (2) and Ashley Smith. HR—Melissa Finley (Princeton), Kristin Del Calvo (Princeton), Jodi Fittro (South Carolina), Danielle Quinones (South Carolina), Meghan Cornett (South Carolina). W—Johnson. L—Snyder.

Cal St. Northridge..... 211 003 0—7 16 0
Colorado St. ..... 100 003 0—4 7 0
Jenny Wheeler and Janine Grund; Megan Masser, JayCee Wood (6), Genevieve Kelly (6) and Kerry Farrell. HR—Christen Bedwell (Cal St. Northridge); Sondra Milchiker (Cal St. Northridge); Kelly. W—Wheeler. L—Masser.

Boston College..... 121 100 1—6 12 1
Princeton ..... 000 000 0—0 6 1
Michelle Daly and Lisa Field; Erin Snyder, Melissa Finley (3) and Ty Ries. W—Daly. L—Snyder.

Minnesota ..... 000 000 0—0 2 0
Arizona..... 001 030 x—4 10 0
Lyn Peyer, Angie Recknor (5), Piper Marten (6) and Anne Thul; Alicia Hollowell and Mackenzie Vandergeest. W—Hollowell. L—Recknor.

Texas A&M ..... 210 002 0—5 8 3
South Carolina..... 000 000 0—0 1 0
Lindsay Wilhelmson and Selena Collins; Stacey Johnson, Aleca Johnson (5) and Ashley Smith. HR—Selena Collins, Crystal Martin (Texas A&M). W—Wilhelmson. L—S. Johnson.

South Carolina..... 210 200 0—5 8 0
Cal St. Northridge..... 000 120 0—3 9 4
Melanie Henkes, Aleca Johnson (7) and Ashley Smith; Kia Fennell and Janine Grund. HR—Jodi Fittro (South Carolina); Christen Bedwell (Cal St. Northridge); Jan Moshier (Cal St. Northridge). W—Henkes. L—Fennell.

Minnesota ..... 001 100 0—2 7 3
Boston College..... 210 100 x—4 9 2
Piper Marten and Anne Thul; Tekae Malandris and Lisa Field. W—Malandris. L—Marten.

South Carolina..... 001 000 4—5 9 2
Boston College..... 100 010 0—2 10 2
Stacey Johnson, Melanie Henkes (4) and Ashley Smith; Tekae Malandris, Kim Ryan (7) and Lisa Field. W—Henkes. L—Malandris.

Arizona ..... 210 000 0—3 8 0
Texas A&M ..... 000 000 0—0 2 2
Alicia Hollowell and Mackenzie Vandergeest; Jessica Slataper, Lindsay Wilhelmson (5) and Selena Collins. W—Hollowell. L—Slataper.

Texas A&M ..... 000 400 2—6 9 3
South Carolina..... 000 002 1—3 3 2
Lindsay Wilhelmson, Lindsey Rippee (7) and Selena Collins; Melanie Henkes, Stacey Johnson (5) and Ashley Smith. W—Wilhelmson. L—Henkes.

Arizona..... 230 002 3—10 19 2
Texas A&M ..... 400 000 1—5 7 2
Alicia Hollowell and Mackenzie Vandergeest; Lindsay Wilhelmson, Lindsey Rippee (2), Jessica Slataper (7) and Selena Collins. HR—Lovie Jung (Arizona); Vandergeest. W—Hollowell. L—Wilhelmson.

REGION 2

AT FRESNO, CALIFORNIA

Long Beach St..... 000 000 0—0 5 1
Fresno St. ..... 200 001 x—3 5 0
Meredith Cervenka and Roxanne Staniorski; Jamie Southern and Pam West. HR—Christina Clark (Fresno St.), Southern. W—Southern. L—Cervenka.

Colgate ..... 000 000—0 0 2
UCLA ..... 201 302—8 14 0
Elena Isaac, Kate Howard (4) and Stacy Mui; Keira Goerl, Michelle Turner (5) and Emily Zaplatosch. W—Goerl. L—Isaac.

North Carolina ..... 000 01—1 3 1
Michigan St. ..... 100 8x—9 8 0
Crystal Cox and Anna Tharrington; Jessica Beech and Lacy Hauxhurst. W—Beech. L—Cox.

Long Island ..... 001 000 0—1 2 5
Georgia ..... 200 030 x—5 5 2
Jackie Brown and Alicia Ciccarello; Michelle Green, Laurie Davidson (6) and Shannon McKeon. W—Green. L—Brown.

Long Beach St..... 000 000 01—1 5 2
Colgate ..... 000 000 00—0 2 0
Lindsey Knoff and Roxanne Staniorski; Kate Howard and Stacy Mui. W—Knoff. L—Howard.

Long Island .....000 11— 2 6 3
North Carolina .....000 64—10 12 2
Crystal Eubanks, Chelsea Crosby (4), Jackie Brown (5) and Alicia Ciccarello; Alison Yin and Anna Tharrington. HR—Tharrington. W—Yin. L—Eubanks.

UCLA ..... 011 001 0—3 7 0
Fresno St. ..... 000 000 0—0 2 0
Keira Goerl and Emily Zaplatosch; Jamie Southern and Pam West. W—Goerl. L—Southern.

Michigan St. ..... 002 000 2—4 7 0
Georgia ..... 101 001 0—3 6 1
Jessica Beech and Lacy Hauxhurst; Michelle Green, Laurie Davidson (3) and Shannon McKeon. HR—Brittney Green (Michigan St.). W—Beech. L—Davidson.

Georgia ..... 100 000 01—2 8 0
Long Beach St..... 000 100 00—1 5 1
Lacey Gardner, Michelle Green (6) and Shannon McKeon; Meredith Cervenka and Roxanne Staniorski. W—Green. L—Cervenka.

Fresno St. ..... 000 100 1—2 4 0
North Carolina ..... 000 000 0—0 3 1
Jamie Southern and Pam West; Crystal Cox and Anna Tharrington. HR—Southern. W—Southern. L—Cox.

Fresno St. ..... 000 000 01—1 9 1
Georgia ..... 000 000 00—0 2 1
Jamie Southern and Pam West; Michelle Green and Shannon McKeon. W—Southern. L—Green.

UCLA ..... 011 000 4—6 10 3
Michigan St. ..... 200 000 0—2 5 1
Keira Goerl and Emily Zaplatosch; Jessica Beech and Lacy Hauxhurst. HR—Tairia Mims (UCLA); Claire Sua (UCLA); Zaplatosch. W—Goerl. L—Beech.

Michigan St. ..... 000 002 0—2 5 0
Fresno St. ..... 000 000 0—0 2 1
Stephanie Christner and Lacy Hauxhurst; Jamie Southern and Pam West. W—Christner. L—Southern.

Michigan St. ..... 000 000 0—0 2 2
UCLA ..... 302 000 x—5 7 2
Jessica Beech, Stephanie Christner (4) and Lacy Hauxhurst; Keira Goerl, Michelle Turner (7) and Emily Zaplatosch. HR—Stephanie Ramos (UCLA). W—Goerl. L—Beech.

REGION 3

AT AUSTIN, TEXAS

Hawaii..... 000 040 0—4 9 1
LSU..... 001 512 x—9 7 1
Melissa Coogan, Shannon Tabion (4) and Denise Dahlberg; Kristin Schmidt and Leigh Ann Danos. HR—Alicia Owen 2 (LSU); Blair Smith 2 (LSU); Megann Steege (LSU). W—Schmidt. L—Coogan.

Tex. A&M-Corp. Chris... 000 000 0—0 2 2
Texas..... 100 003 x—4 6 1
Sarah Pauly and Eden Goss; Cat Osterman, Amy Bradford (7) and Marlo Hanks. W—Osterman. L—Pauly.

Texas St. ..... 000 000 1—1 3 2
Arizona St..... 000 000 0—0 2 1
Nicole Neuerburg and Ryan Stukel; Desiree Serrano and Adriana Garcia. HR—Hannah Snow (Texas St.). W—Neuerburg. L—Serrano.

Tennessee Tech..... 000 010 0—1 1 4
Northwestern..... 011 000 x—2 4 1
Lori Bayless, Tia Brenning (5) and Kacy Bennett; Courtnay Foster and J.C. Kira. W—Foster. L—Bayless.

Hawaii..... 010 001 0—2 4 1
Tex. A&M-Corp. Chris... 000 000 0—0 3 1
Melissa Coogan and Denise Dahlberg; Sarah Pauly and Eden Goss. W—Coogan. L—Pauly.

Arizona St. ..... 104 001 0—6 14 1
Tennessee Tech..... 000 000 0—0 4 1
Desiree Serrano and Adriana Gracia; Lori Bayless, Tia Brenning (4), Lisa Lamb (5) and Kacy Bennett. W—Serrano. L—Bayless.

LSU..... 000 000—0 1 1
Texas..... 000 413—8 13 1
Kristin Schmidt, Tessa Lynam (4) and Leigh Ann Danos; Cat Osterman and Marlo Hanks. HR—Lindsay Gardner (Texas); Tamara Poppe (Texas). W—Osterman. L—Schmidt.

Northwestern..... 000 001 0—1 8 3
Texas St. ..... 300 000 x—3 5 3
Courtnay Foster, Lauren Schwendimann (1) and J.C. Kira; Nicole Neuerburg and Ryan Stukel. W—Neuerburg. L—Foster.

Northwestern..... 000 000 000 00—0 9 2
Hawaii..... 000 000 000 01—1 7 1
Lauren Schwendimann and J.C. Kira; Melissa Coogan and Denise Dahlberg. W—Coogan. L—Schwendimann.

LSU..... 000 001 0—1 4 1
Arizona St..... 004 000 x—4 6 1
Kristin Schmidt, Tessa Lynam (3) and Jennie Reeves; Ashley Werschky, Desiree Serrano (6) and Adriana Garcia. W—Werschky. L—Schmidt.

Arizona St. ..... 100 100 0—2 7 3
Hawaii..... 300 100 x—4 9 0
Ashley Werschky, Desiree Serrano (4) and Adriana Garcia; Melissa Coogan and Denise Dahlberg. W—Coogan. L—Werschky.

Texas..... 000 300 0—3 6 1
Texas St. ..... 000 000 0—0 3 2
Cat Osterman, Amy Bradford (7) and Marlo Hanks; Nicole Neuerburg, Katie Ann Trahan (6) and Ryan Stukel. W—Osterman. L—Neuerburg.

Texas St. ..... 101 000 0—2 3 2
Hawaii..... 100 000 0—1 4 3
Nicole Neuerburg and Ryan Stukel; Melissa Coogan and Denise Dahlberg. W—Neuerburg. L—Coogan.

Texas..... 003 200 1—6 11 1
Texas St. ..... 000 000 0—0 1 0
Cat Osterman and Marlo Hanks; Nicole Neuerburg, Katie Ann Trahan (7) and Ryan Stukel. W—Osterman. L—Neuerburg.

REGION 4

AT GAINESVILLE, FLORIDA

Fla. Atlantic ..... 000 011 1—3 9 3
South Fla. ..... 600 010 x—7 10 3
Candice Freel and Callie Piper; Leigh Ann Ellis, Katie Dugger (7) and Courtney Lewellen. W—Ellis. L—Freel.

Bethune-Cookman ..... 100 000 0—1 4 1
Oklahoma ..... 000 500 x—5 5 1
Lauren McCoy, Katie Finn (4) and Rachel Kilbert; Kami Keiter, Dana Askins (7) and Heather Scaglione. HR—Leah Gulla (Oklahoma). W—Keiter. L—McCoy.

Oregon St. ..... 001 100 0—2 7 2
Florida ..... 000 101 1—3 6 2
Monica Hoffman, Amy Klever (6) and Shelly Prochaska; Jenny Gladding and Kristen Butler. HR—Lisa Allen (Oregon St.) W—Gladding. L—Klever.

Texas-Arlington ..... 000 000 1—1 3 1
Florida St. ..... 000 000 0—0 6 1
Katie Cox and Crystal Krebs; Jessica van der Linden and Billie Ann Gay. HR—Jenna Fortune (Texas-Arlington). W—Cox. L—van der Linden.

Fla. Atlantic..... 001 000 000 01—2 6 1
Bethune-Cookman..... 000 000 100 00—1 7 0
Amanda Morin and Callie Piper; Katie Finn, Lauren McCoy (5) and Rachel Kilbert. HR—Amy Bellisari (Fla. Atlantic); Tiala Tagaloa (Bethune-Cookman). W—Morin. L—McCoy.

Florida St. ..... 000 100 0—1 4 1
Oregon St. ..... 200 000 x—2 4 2
Casey Hunter and Elisa Vasquez; Monica Hoffman and Shelly Prochaska. W—Hoffman. L—Hunter.

Oklahoma ..... 003 212—8 8 0
South Fla. ..... 000 000—0 3 2
Kami Keiter, Dana Askins (6) and Heather Scaglione; Leigh Ann Ellis, Rachel Rosenbaum (5), Gail Callinan (6) and Courtney Lewellen. HR—Christina Enea (Oklahoma), Heather Scaglione (Oklahoma). W—Keiter. L—Ellis.

Florida ..... 000 000 0—0 7 2
Texas-Arlington ..... 200 000 x—2 4 2
Jenny Gladding, Amanda Moore (6) and Kristen Butler; Katie Cox and Crystal Krebs. W—Cox. L—Gladding.

Florida ..... 100 000 000—1 3 0
Fla. Atlantic ..... 100 000 001—2 8 1
Amanda Moore and Ashlie Goble, Kristen Butler; Amanda Morin and Callie Piper. W—Morin. L—Moore.

South Fla. ..... 000 00—0 5 0
Oregon St. ..... 102 5x—8 9 1
Leigh Ann Ellis, Katie Dugger (4) and Courtney Lewellen; Monica Hoffman, Amy Klever (4) and Shelly Prochaska. HR—Clare Burnum (Oregon St.); Brynnen Guthrie (Oregon St.). W—Hoffman. L—Ellis.

Oregon St. ..... 021 003 1—7 9 3
Fla. Atlantic ..... 000 021 0—3 6 2
Monica Hoffman, Amy Klever (7) and Shelly Prochaska; Candice Freel and Callie Piper. HR—Brynnen Guthrie (Oregon St.); Steph Adams (Oregon St.). W—Hoffman. L—Freel.

Texas-Arlington ..... 110 000 0—2 9 0
Oklahoma ..... 300 012 x—6 8 0
Katie Cox and Crystal Krebs; Kami Keiter and Heather Scaglione. HR—Kelli Braitsch (Oklahoma). W—Keiter. L—Cox.

Oregon St. ..... 000 001 1—2 6 0
Texas-Arlington ..... 000 000 0—0 5 1
Monica Hoffman and Shelly Prochaska; Jill Garro and Beverly Rowan. HR—Adrienne Alo (Oregon St.); Steph Adams (Oregon St.). W—Hoffman. L—Garro.

Oklahoma ..... 015 010 0—7 8 4
Oregon St. ..... 011 000 0—2 7 2
Kami Keiter and Heather Scalione; Monica Hoffman, Amy Klever (3) and Shelly Prochaska. W—Keiter. L—Hoffman.

REGION 5

AT LINCOLN, NEBRASKA

Florida Int'l ..... 100 010 0—2 8 1
Mississippi St. ..... 200 020 x—4 7 0
Amanda Nealer, Nicole Barrett (6) and Marleah Stapf; Jennifer Nelson, Melissa Massey (2) and Jennifer Waterman. W—Massey. L—Nealer.

Creighton ..... 001 000 0—1 4 0
Washington..... 221 000 x—5 6 2
Tammy Nielsen, Kristan Melton (3) and Kari Shank; Ashley Boek, Tia Bollinger (6) and Kristen Rivera. HR—Abby Johnson (Creighton); Kristen Rivera (Washington); Kathy Fiske (Washington). W—Boek. L—Nielsen.

Pacific (Cal.) ..... 000 000 0—0 4 2
Iowa ..... 000 212 x—5 10 0
Jennifer Dacre, Natalie King (6) and Ashlie D'Errico; Lisa Birocci and Elisha Huse. W—Birocci. L—Dacre.

Hofstra ..... 000 300 0—3 2 1
Nebraska ..... 100 000 0—1 7 0
Sara DeAngelis, Adrienne Clark (5) and Meaghan Almon; Peaches James and Amber Burgess. HR—Amanda Hallaway (Hofstra); Amanda Buchholz (Nebraska). W—DeAngelis. L—James.

Florida Int'l ..... 000 000 1—1 5 2
Creighton ..... 001 200 x—3 7 1
Kendra Laminack, Nicole Barrett (4) and Marleah Stapf; Tammy Nielsen and Kari Shank. W—Nielsen. L—Laminack.

Nebraska ..... 000 402 5—11 12 1
Pacific (Cal.) ..... 000 330 1—7 11 0
Summer Tobias, Peaches James (5) and Amber Burgess; Natalie King, Jennifer Dacre (7) and Ashlie D'Errico. HR—Estee Okumura [Pacific (Cal.)]. W—James. L—Dacre.

Mississippi St. ..... 000 000—0 5 1
Washington ..... 000 008—8 6 2
Jennifer Nelson, Melissa Massey (6), Krystal Tillman (6) and Jennifer Waterman; Tia Bollinger and Kristen Rivera. HR—Jaime Clark (Washington). W—Bollinger. L—Nelson.

Iowa ..... 120 000 0—3 7 1
Hofstra ..... 000 000 0—0 3 0
Lisa Birocci and Elisha Huse; Alexis Alcantara, Amy Belonick (3) and Meaghan Almon. HR—Kristin Johnson (Iowa). W—Birocci. L—Alcantara.

Creighton ..... 000 000 000—0 2 1
Hofstra ..... 000 000 001—1 3 3
Tammy Nielsen and Kari Shank; Adrienne Clark and Meaghan Almon. W—Clark. L—Nielsen.

Mississippi St. ..... 000 000—0 2 2
Nebraska ..... 220 301—8 11 3
Courtney Frank, Melissa Massey (2) and Jennifer Waterman; Peaches James and Amber Burgess. HR—Kim Ogee (Nebraska); Burgess. W—James. L—Frank.

Nebraska ..... 022 110 0—6 14 0
Hofstra ..... 000 000 0—0 4 1
Summer Tobias and Amber Burgess; Sara DeAngelis, Amy Belonick (2), Adrienne Clark (5) and Meaghan Almon. HR—Kim Ogee (Nebraska). W—Tobias. L—DeAngelis.

Washington..... 007 22—11 11 0
Iowa ..... 000 00— 0 2 2
Tia Bollinger, Ashley Boek (5) and Kristen Rivera; Amy Hansen; Ali Arnold, Lisa Birocci (6) and Elisha Huse. HR—Kathy Fiske (Washington); Rivera 2. W—Bollinger. L—Arnold.

Iowa ..... 200 000 0—2 5 1
Nebraska ..... 000 010 0—1 2 0
Lisa Birocci and Elisha Huse; Peaches James and Amber Burgess. HR—Lisa Wangler (Nebraska). W—Birocci. L—James.

Washington..... 003 215—11 10 1
Iowa ..... 000 000—0 1 1
Tia Bollinger, Ashley Boek (6) and Kristen Rivera, Amy Hanson; Lisa Birocci, Ali Arnold (6) and Elisha Huse, Jessica Bashor. HR—Jaime Clark (Washington). W—Bollinger. L—Birocci.

REGION 6

AT FULLERTON, CALIFORNIA

San Diego St. ..... 000 000 0—0 0 0
La.-Lafayette ..... 100 005 x—6 7 1
Celena Velasquez and Amber Grahlman; Brooke Mitchell and Joy Webre. HR—Becky McMurtry (La.- Lafayette); Danyele Gomez (La.- Lafayette); Tiffany Grayson (La.-Lafayette). W—Mitchell. L—Velasquez.

Rider ..... 000 000 0—0 3 2
Cal St. Fullerton ..... 000 102 x—3 4 1
Heather Beintema and Jill Carrabus; Jodie Cox and Jennifer Holt. W—Cox. L—Beintema.

Penn St. ..... 020 020 4— 8 12 4
Oregon ..... 020 035 x—10 13 4
Shana Riggleman, Marisa Hanson (3) and Erica Greenberg; Amy Harris, Anissa Meashintubby (2), Andrea Vidlund (6) and Jenn Poore. HR—Andrea Vidlund (Oregon). W—Meashintubby. L—Hanson.

Boston U. ..... 000 000 0—0 1 0
Oklahoma St. ..... 000 000 1—1 5 2
Julie Henneke and Christy King; Lauren Bay and Ryan Realmuto. HR—Crystal Lee (Oklahoma St.). W—Bay. L—Henneke.

Rider ..... 000 100 0—1 4 1
San Diego St. ..... 001 100 x—2 5 0
Heather Beintema and Jill Carrabus; Bre Desanta and Danielle Touhey. HR—Jamie Farley (Rider); Kelcy Murphy (San Diego St.). W—Desanta. L—Beintema.

Penn St. ..... 120 202 0—7 11 1
Boston U. ..... 000 000 0—0 6 1
Shana Riggleman and Erica Greenberg; Tiffany Finateri, Julie Henneke (4) and Christy King. W—Riggleman. L—Finateri.

La.-Lafayette ..... 010 000 0—1 2 0
Cal St. Fullerton ..... 000 000 0—0 2 2
Brooke Mitchell and Joy Webre; Gina Oaks and Jenny Topping. W—Mitchell. L—Oaks.

Oklahoma St. ..... 001 010 0—2 6 0
Oregon ..... 100 000 0—1 6 1
Lauren Bay and Ryan Realmuto; Amy Harris, Anissa Meashintubby (6) and Jenn Poore. HR—Stephanie Nicholson (Oklahoma St.). W—Bay. L—Harris.

Oregon ..... 002 011 0—4 6 1
San Diego St. ..... 000 010 0—1 5 2
Anissa Meashintubby, Andrea Vidlund (5) and Jenn Poore; Bre Desanta, Celena Velasquez (6) and Danielle Touhey. HR—Andrea Vidlund (Oregon). W—Meashintubby. L—Desanta.

Cal St. Fullerton ..... 004 022—8 10 1
Penn St. ..... 000 000—0 3 1
Jodie Cox and Jennifer Holt; Marisa Hanson, Tina Skelly (2), Shana Riggleman (4) and Erica Greenberg. HR—Cox, Amanda Hockett (Cal St. Fullerton). W—Cox. L—Skelly.

Oregon ..... 200 000 0—2 4 1
Cal St. Fullerton ..... 000 010 0—1 9 1
Anissa Meashintubby, Amy Harris (4), Andrea Vidlund (7) and Jenn Poore; Gina Oaks, Jodie Cox (1) and Jennifer Holt. HR—Jenny Topping (Cal St. Fullerton). W—Harris. L—Oaks.

La.-Lafayette ..... 000 000 1—1 5 0
Oklahoma St. ..... 000 000 0—0 1 0
Brooke Mitchell and Joy Webre; Lauren Bay and Ryan Realmuto. W—Mitchell. L—Bay.

Oklahoma St. ..... 200 300 100 000—6 9 1
Oregon ..... 310 011 000 001—7 12 1
Lauren Bay, Sarah Seagraves (8) and Ryan Realmuto; Amy Harris, Lindsey Kontra (4), Andrea Vidlund (5) and Jenn Poore. HR—Realmuto; Breanne Sabol (Oregon). W—Vidlund. L—Bay.

Oregon ..... 311 220 0—9 13 2
La.-Lafayette ..... 010 100 0—2 6 5
Anissa Meashintubby, Amy Harris (4) and Jenn Poore, Ashley Richards; Brooke Mitchell, Afton Thoms (1), Michael Parrott (4), Rachel Reese (7) and Joy Webre, Leslie Pierce. HR—Andrea Vidlund (Oregon). W—Harris. L—Mitchell.

Oregon ..... 020 000 2—4 10 3
La.-Lafayette ..... 501 000 x—6 6 1
Amy Harris, Andrea Vidlund (1) and Jenn Poore; Brooke Mitchell and Joy Webre. HR—Lynsey Haij (Oregon); Jill Robertson (La.-Lafayette). W—Mitchell. L—Harris.

REGION 7

AT ANN ARBOR, MICHIGAN

Missouri ..... 011 000 10—3 7 4
Notre Dame ..... 000 030 01—4 8 1
Erin Kalka and Daisy Mettlach; Heather Booth and Mallorie Lenn. HR—Ashley Hays (Missouri). W—Booth. L—Kalka.

Wright St. ..... 000 00—0 3 3
DePaul ..... 314 0x—8 9 0
Kristin Bultinck, Jacqueline Goosen (3) and Laura Workman; Lindsay Chouinard and Gina Ramacci. HR—Saskia Roberson (DePaul). W—Chouinard. L—Bultinck.

Western Mich. ..... 000 00—0 1 3
Michigan..... 010 7x—8 10 3
Laura Stewart, Tricia VanDerSlik (4) and Stefanie Scheumann; Marissa Young and Monica Schock. HR—Grace Leutele (Michigan). W—Young. L—Stewart.

Oakland..... 000 000—0 1 4
California ..... 015 002—8 15 1
Julie Anderson, Linnea Utecht (3), Nicole Marzano (3) and Megan Piar; Kelly Anderson, Kristina Thorson (5) and Courtney Scott. W—K. Anderson. L—J. Anderson.

Wright St. ..... 000 012 0—3 5 0
Missouri ..... 000 100 0—1 7 1
Kristin Bultinck and Laura Workman; Samantha Fleeman, Erin Kalka (6) and Daisy Mettlach. W—Bultinck. L—Fleeman.

Oakland..... 101 002 0—4 5 0
Western Mich. ..... 000 120 0—3 8 1
Julie Anderson, Nicole Marzano (5) and Megan Piar; Laura Stewart, Leah Seffernick (2), Tricia VanDerSlik (7) and Stefanie Scheumann. HR—Ericka Burns (Oakland). W—Marzano. L—Seffernick.

Notre Dame ..... 000 010 0—1 6 1
DePaul ..... 021 010 x—4 7 4
Heather Booth, Carrie Wisen (5) and Mallorie Lenn; Lindsay Chouinard and Gina Ramacci. HR—Saskia Roberson (DePaul). W—Chouinard. L—Booth.

Michigan ..... 000 00—0 5 2
California ..... 405 0x—9 8 0
Nicole Motycka, Marissa Young (1), Jennie Ritter (3) and Monica Schock; Kelly Anderson, Kristina Thorson (4) and Courtney Scott. HR—Scott. W—Anderson. L—Motycka.

Michigan..... 314 05—13 12 1
Wright St. ..... 000 00— 0 1 3
Marissa Young, Jennie Ritter (3) and Monica Schock, Lisa Mack; Kristin Bultinck, Jacqueline Goosen (4) and Laura Workman. HR—Young. W—Ritter. L—Bultinck.

Notre Dame ..... 020 010 2—5 8 1
Oakland..... 000 000 0—0 5 2
Heather Booth, Carrie Wisen (6) and Mallorie Lenn; Julie Anderson, Nicole Marzano (5) and Megan Piar. HR—Andrea Loman (Notre Dame); Lenn. W—Booth. L—Anderson.

Notre Dame ..... 030 000 0—3 4 2
Michigan..... 320 000 x—5 6 0
Heather Booth and Mallorie Lenn; Marissa Young and Monica Schock. HR—Liz Hartman (Notre Dame); Melinda Moulden (Michigan). W—Young. L—Booth.

DePaul ..... 000 000 0—0 5 2
California ..... 000 000 1—1 8 0
Lindsay Chouinard and Gina Ramacci; Kelly Anderson and Courtney Scott. W—Anderson. L—Chouinard.

DePaul ..... 100 010 0—2 5 0
Michigan..... 300 000 x—3 6 0
Lindsay Chouinard and Gina Ramacci; Marissa Young and Monica Schock. HR—Young. W—Young. L—Chouinard.

California ..... 010 000 0—1 3 1
Michigan..... 000 000 0—0 5 0
Kelly Anderson and Courtney Scott; Marissa Young and Monica Schock. W—Anderson. L—Young.

REGION 8

AT TUSCALOOSA, ALABAMA

Georgia Tech ..... 030 000 0—3 9 0
Illinois ..... 302 000 x—5 9 0
Jessica Sallinger and Lindsay Wood; Amanda Fortune, Sherri Taylor (3) and Janna Sartini. HR—Felicia Coursey (Georgia Tech). W—Taylor. L—Sallinger.

Southern U. ..... 000 10— 1 4 3
Alabama ..... 203 5x—10 11 3
Samisha Bledsoe and Natasha Jackson; Jennifer Wright and Lacy Prejean. HR—Prejean 2; Staci Ramsey (Alabama). W—Wright. L—Bledsoe.

Southern Ill. ..... 014 000 0—5 9 0
Massachusetts..... 010 010 0—2 6 2
Amy Harre, Renee Mueller (4) and Adie Viefhaus; Kaila Holtz, Kelli Arnold (3) and Jamie Cahalan. W—Mueller. L—Holtz.

Chattanooga ..... 000 000 0—0 3 1
Stanford ..... 000 020 x—2 6 0
Awbrey Winckler and Lindsey Howard; Dana Sorensen, Tori Nyberg (6) and Jessica Allister. W—Sorensen. L—Winckler.

Southern U. ..... 000 00—0 0 1
Georgia Tech ..... 080 1x—9 10 0
Jamye Roberts, Samisha Bledsoe (3) and Cashara Edgerson, Natasha Jackson; Erin Voeltz and Tasha Waugh. HR—Tara Knudsen (Georgia Tech); Waugh. W—Voeltz. L—Roberts.

Massachusetts..... 000 030 0—3 8 1
Chattanooga ..... 200 000 0—2 2 1
Kaila Holtz and Jamie Cahalan; Sara Meek, Awbrey Winckler (5) and Lindsey Howard. HR—Hilary Puglia (Massachusetts). W—Holtz. L—Meek.

Illinois ..... 002 000 0—2 8 1
Alabama ..... 000 202 x—4 6 4
Sherri Taylor, Amanda Fortune (6) and Janna Sartini; Stephanie VanBrakle and Lacy Prejean. HR—Jackie McClain (Alabama); VanBrakle 2. W—VanBrakle. L—Taylor.

Stanford ..... 000 100 0—1 3 1
Southern Ill. ..... 013 200 x—6 11 1
Tori Nyberg, Laura Severson (2), Maureen LeCocq (4) and Jessica Allister; Amy Harre and Adie Viefhaus. W—Harre. L—Nyberg.

Georgia Tech ..... 000 000 001—1 5 1
Stanford ..... 000 000 000—0 0 0
Jessica Sallinger and Lindsay Wood; Dana Sorensen and Jessica Allister. W—Sallinger. L—Sorensen.

Illinois ..... 400 000 0—4 8 2
Massachusetts..... 000 300 2—5 4 0
Sherri Taylor, Amanda Fortune (6) and Janna Sartini; Kelli Arnold, Jenna Busa (7) and Jamie Cahalan. HR—Katie Jo Kelley (Massachusetts). W—Arnold. L—Fortune.

Massachusetts..... 010 010 0—2 2 1
Georgia Tech ..... 000 000 0—0 3 2
Kaila Holtz and Jamie Cahalan; Jessica Sallinger and Lindsay Wood. HR—Katie Jo Kelley (Massachusetts). W—Holtz. L—Sallinger.

Alabama ..... 010 402 0—7 10 0
Southern Ill. ..... 000 202 0—4 4 1
Stephanie VanBrakle, Erin Wright (6) and Lacy Prejean; Amy Harre, Renee Mueller (4) and Adie Viefhaus. HR—Ashley Courtney (Alabama). W—VanBrakle. L—Harre.

Southern Ill. ..... 210 300 0—6 8 0
Massachusetts..... 100 000 0—1 3 1
Amy Harre and Adie Viefhaus; Kaila Holtz, Kelli Arnold (4) and Jamie Cahalan. HR—Jenny Doehring (Southern Ill.); Katie Louis (Southern Ill.); Maria Damico (Southern Ill.). W—Harre. L—Holtz.

Southern Ill. ..... 000 000 0—0 3 0
Alabama ..... 000 020 x—2 7 0
Amy Harre and Lauren Roney; Erin Wright and Lacy Prejean. HR—Jackie Wilkins (Alabama). W—Wright. L—Harre.

WOMEN'S COLLEGE WORLD SERIES

AT OKLAHOMA CITY

GAME NO. 1—MAY 22

Alabama	AB	R	H	RBI	PO	A
Ashley Courtney, rf	4	0	1	2	1	0
Jennifer Reach, ss	3	0	0	0	0	2
Jackie McClain, 1b	2	0	0	0	6	2
Leah White, pr	0	0	0	0	0	0
Stephanie VanBrakle, dp/p	2	0	0	0	1	2
Deasy Phillips, pr	0	0	0	0	0	0
Lacy Prejean, c	2	0	0	0	3	1
Staci Ramsey, 3b	2	1	1	0	1	1
Emily Currie, lf	1	0	0	0	0	0
Capper Reed, lf	2	0	0	0	1	0
Dominique Accetturo, 2b	2	0	0	0	3	1
Angela Johnson, ph	0	0	0	0	0	0
Jaclyn Wilkins, cf	3	1	0	0	2	0
Erin Wright, p/dp	0	0	0	0	0	0
TOTALS	23	2	2	2	18	9

Arizona	AB	R	H	RBI	PO	A
Autumn Champion, lf	2	1	0	0	1	0
Courtney Fossatti, rf	3	1	2	0	0	0
Lovie Jung, ss	3	0	2	2	1	0
Mackenzie Vandergeest, c	3	0	0	0	12	0
Wendy Allen, 1b	2	0	0	1	3	0
Jackie Coburn, 3b	2	0	1	0	2	0
Erin Palomarez, dp	3	0	0	0	0	0
Lisha Ribellia, 2b	2	0	0	0	1	0
Crystal Farley, cf	2	1	1	0	1	0
Alicia Hollowell, p	0	0	0	0	0	1
TOTALS	22	3	6	3	21	1

Alabama ..... 000 020 0—2 2 0
Arizona..... 003 000 x—3 6 0
DP—Alabama 1. LOB—Alabama 5, Arizona 4. 2B—Courtney, Jung. SB—White, Phillips. SH—Ramsey, Coburn.

	IP	H	R	ER	BB	SO
VanBrakle (L)	6.0	6	3	3	2	3
Hollowell (W)	7.0	2	2	2	4	13

WP—Hollowell. U—Sally Walker, Paul Edds, Lori Bish. T—2:06. A—4,949.

GAME NO. 2 –MAY 22

Washington	AB	R	H	RBI	PO	A
Amanda Oleson, 2b	4	0	1	2	2	4
Rita Roach, cf	3	0	0	0	1	0
Jaime Clark, ss	3	1	2	1	3	1
Kristen Rivera, c	2	0	0	0	3	2
Kathy Fiske, 3b	3	0	0	0	1	0
Dena Tyson, lf	2	0	0	0	0	0
Sarah Hyatt, 1b	3	0	0	0	9	0
Traci Tawney, pr	0	1	0	0	0	0
Aimee Minor, rf	2	1	1	0	2	0
Amy Hanson, dp	2	0	0	0	0	0
Tia Bollinger, p	0	0	0	0	0	4
TOTALS	24	3	4	3	21	11

Oklahoma	AB	R	H	RBI	PO	A
Erin Evans, cf	3	0	0	0	0	0
Kristin Vesely, rf	3	0	0	0	0	0
Leah Gulla, 3b	3	0	1	0	0	1
Jessica Leslie, pr	0	0	0	0	0	0
Christina Enea, 1b	3	0	0	0	7	2
Kelli Braitsch, ss	3	0	0	0	2	2
Heather Scaglione, c	2	0	0	0	8	0
Jennifer Stump, dp	2	1	1	1	0	0
Kami Keiter, p	2	0	1	0	1	2
Lori Shimaski, pr	0	0	0	0	0	0
April Valdez, lf	2	0	0	0	0	0
Tiffany Weight, 2b	0	0	0	0	3	2
TOTALS	23	1	3	1	21	9

Washington ..... 000 100 2—3 4 1
Oklahoma ..... 001 000 0—1 3 0
E—Oleson. LOB—Washington 5, Oklahoma 1. 2B—Oleson, Gulla. HR—Clark, Stump. SB—Roach. SH—Hanson.

	IP	H	R	ER	BB	SO
Bollinger (W)	7.0	3	1	1	0	2
Keiter (L)	7.0	4	3	3	4	8

U—Donna Vavrinec, Michael Mazur, Kevin Davis. T—1:55. A—4,949.

GAME NO. 3—MAY 22

La.-Lafayette	AB	R	H	RBI	PO	A
Jill Robertson, ss	3	1	0	0	3	0
Becky McMurty, 3b	3	0	0	0	1	1
Danyele Gomez, rf	3	1	1	2	1	1
Joy Webre, c	3	0	0	0	3	0
Tiffany Grayson, cf	3	0	0	0	1	0
Brittany Bryant, 2b	2	0	0	0	5	0
Lauren Castle, dp	2	0	0	0	0	0
Summar Lapeyrouse, 1b	2	0	0	0	3	1
Crystal George, lf	2	0	0	0	0	0
Brooke Mitchell, p	0	0	0	0	1	2
TOTALS	23	2	1	2	18	5

Texas	AB	R	H	RBI	PO	A
Lindsay Gardner, 2b	3	0	0	0	2	1
Tina Boutelle, cf	1	0	0	0	1	0
Chez Sievers, ss	3	0	0	0	0	2
Wynter Turner, 3b	3	0	0	0	0	2
Tamara Poppe, lf	2	1	1	1	0	0
Sarah Stelly, pr	0	1	0	0	0	0
Amber Hall, dp	3	1	2	2	0	0
Sarah Wieszczak, rf	3	0	0	0	0	0
Alexis Garcia, 1b	1	0	0	0	7	0
Tiffany Anders, pr	0	0	0	0	0	0
Marlo Hanks, c	1	0	0	0	11	1
Samantha Murphy, ph	1	0	0	0	0	0
Cat Osterman, p	0	0	0	0	0	1
TOTALS	21	3	3	3	21	7

La.-Lafayette ..... 200 000 0—2 1 0
Texas ..... 000 102 x—3 3 1
E—Turner. LOB—Texas 6. HR—Gomez, Poppe, Hall. SB—Robertson, Boutelle.

	IP	H	R	ER	BB	SO
Mitchell (L)	6.0	3	3	3	6	2
Osterman (W)	7.0	1	2	1	0	11

U—Paul Edds, Lori Bish, Sally Walker. T—2:04. A—4,259.

GAME NO. 4—MAY 22

California	AB	R	H	RBI	PO	A
Vicky Galindo, 3b	5	0	1	0	1	6
Lindsay James, lf	5	0	0	0	1	0
Courtney Scott, c	5	1	1	0	5	1
Veronica Nelson, 1b	3	2	1	1	14	0
Linzi Wescott, pr	0	0	0	0	0	0

California	AB	R	H	RBI	PO	A
Haley Woods, dp	3	0	1	0	0	0
LeAnna Hoglen, pr	0	1	0	0	0	0
Kaleo Eldredge, cf	5	2	1	1	1	0
Chelsea Spencer, ss	4	1	2	2	3	4
Jessica Pamanian, 2b	5	0	0	0	5	0
Kristen Morley, rf	2	0	1	0	0	0
Kristen Bayless, rf	2	0	0	0	0	0
Kelly Anderson, p	0	0	0	0	0	6
Kristina Thorson, p	0	0	0	0	0	0
TOTALS	39	7	8	4	30	17

UCLA	AB	R	H	RBI	PO	A
Natasha Watley, ss	5	2	2	0	1	3
Caitlin Benyi, rf	4	0	0	0	0	0
Tairia Mims, 3b	4	1	2	3	1	2
Claire Sua, 1b	4	0	1	0	9	1
Alissa Eno, pr	0	0	0	0	0	0
Stephanie Ramos, cf	5	0	0	0	0	0
Emily Zaplatosch, c	3	0	0	0	14	2
Julie Hoshizaki, pr	0	0	0	0	0	0
Toria Auelua, dp	2	0	0	0	0	0
Amanda Simpson, pr	0	0	0	0	0	0
Monique Mejia, 2b	3	0	0	0	5	3
Andrea Duran, lf	4	0	0	0	0	0
Keira Goerl, p	0	0	0	0	0	1
TOTALS	34	3	5	3	30	12

California ..... 000 021 000 4—7 8 2
UCLA ..... 001 000 200 0—3 5 6
E—Spencer 2, Watley, Mims 3, Goerl 2. DP—California. LOB—California 10, UCLA 8. 2B—Eldredge, Mims. HR—Nelson, Mims. SB—Galindo. SH—Woods (2), Spencer, Benyi, Mejia.

	IP	H	R	ER	BB	SO
Anderson	8.0	5	3	1	4	3
Thorson (W)	2.0	0	0	0	0	2
Goerl (L)	10.0	8	7	3	5	13

HBP—Sua (by Thorson). U—Michael Mazur, Kevin Davis, Donna Vavrinec. T—3:32. A—4,259.

GAME NO. 5—MAY 23

Arizona	AB	R	H	RBI	PO	A
Autumn Champion, lf	4	0	0	0	0	0
Courtney Fossatti, rf	4	0	1	0	0	0
Lovie Jung, ss	3	0	2	0	0	0
Mackenzie Vandergeest, c.	0	1	0	0	13	0
Wendy Allen, 1b	2	0	0	0	6	0
Jackie Coburn, 3b	3	0	1	1	1	0
Erin Palomarez, dp	3	0	1	0	0	0
Allyson Von Liechtenstein, pr	0	0	0	0	0	0
Lisha Ribellia, 2b	2	1	0	0	1	2
Crystal Farley, cf	2	0	1	0	0	0
Alicia Hollowell, p	0	0	0	0	0	3
TOTALS	23	2	6	1	21	5

Washington	AB	R	H	RBI	PO	A
Amanda Oleson, 2b	3	0	1	0	6	4
Rita Roach, cf	3	0	0	0	1	0
Jaime Clark, ss	3	0	0	0	2	3
Kristen Rivera, c	2	1	2	1	2	1
Kathy Fiske, 3b	3	0	1	0	1	1
Traci Tawney, pr	0	0	0	0	0	0
Dena Tyson, lf	3	0	0	0	0	0
Sarah Hyatt, 1b	3	0	0	0	9	2
Aimee Minor, rf	3	0	0	0	0	0
Amy Hanson, dp	2	0	0	0	0	0
Tia Bollinger, p	0	0	0	0	0	4
Ashley Boek, p	0	0	0	0	0	2
TOTALS	25	1	4	1	21	17

Arizona ..... 010 000 1—2 6 0
Washington ..... 000 100 0—1 4 3
E—Oleson, Fiske, Hyatt. DP—Washington 1. LOB—Arizona 6, Washington 4. HR—Rivera. SB—Tawney. SH—Vandergeest 2, Allen, Ribellia, Farley.

	IP	H	R	ER	BB	SO
Hollowell (W)	7.0	4	1	1	1	13
Bollinger	5.0	6	1	1	1	1
Boek (L)	2.0	0	1	0	0	1

U—Kevin Davis, Sally Walker, Paul Edds. T—2:09. A—4,733.

GAME NO. 6—MAY 23

Texas	AB	R	H	RBI	PO	A
Lindsay Gardner, 2b	3	1	1	0	2	0
Tina Boutelle, cf	3	0	1	0	0	0
Chez Sievers, ss	3	0	0	1	1	0
Wynter Turner, 3b	1	0	0	0	0	0
Tiffany Anders, pr	0	0	0	0	0	0
Tamara Poppe, lf	3	0	1	0	0	0
Amber Hall, dp	3	0	0	0	0	0
Sarah Wiezczak, rf	3	0	0	0	0	0

Texas	AB	R	H	RBI	PO	A
Alexis Garcia, 1b	1	0	0	0	1	1
Melanie Jarrett, ph	1	0	0	0	0	0
Marlo Hanks, c	3	0	0	0	17	0
Cat Osterman, p	0	0	0	0	0	1
TOTALS	24	1	3	1	21	2

California	AB	R	H	RBI	PO	A
Vicky Galindo, 3b	3	0	1	0	0	3
Lindsay James, lf	3	0	0	0	0	0
Courtney Scott, c	3	0	0	0	11	0
Veronica Nelson, 1b	2	0	0	0	8	2
LeAnna Hoglen, pr	0	0	0	0	0	0
Haley Woods, dp	3	0	0	0	0	0
Kaleo Eldredge, cf	2	0	0	0	0	0
Chelsea Spencer, ss	3	0	0	0	1	2
Eryn Manahan, 2b	2	0	0	0	1	0
Kristen Morley, rf	2	0	1	0	0	0
Kristen Bayless, rf	0	0	0	0	0	0
Kelly Anderson, p	0	0	0	0	0	2
Kristina Thorson, p	0	0	0	0	0	0
TOTALS	23	0	2	0	21	9

Texas ..... 000 001 0—1 3 0
California ..... 000 000 0—0 2 1
E—Nelson. LOB—Texas 5, California 4. 2B—Gardner. SB—Gardner, Boutelle.

	IP	H	R	ER	BB	SO
Osterman (W)	7.0	2	0	0	2	17
Anderson (L)	5.1	3	1	1	3	6
Thorson	1.2	0	0	0	0	3

U—Lori Bish, Donna Vavrinec, Michael Mazur. T—2:06. A—4,733.

GAME NO. 7—MAY 24

Oklahoma	AB	R	H	RBI	PO	A
Erin Evans, cf	5	0	1	1	2	0
Kristen Vesely, rf	5	0	1	0	0	0
Leah Gulla, 3b	4	0	0	0	0	4
Christina Enea, 1b	4	1	2	0	11	1
Kelli Braitsch, ss	3	2	1	1	5	2
Heather Scaglione, c	4	0	1	0	7	1
Lori Shimasaki, pr	0	0	0	0	0	0
Jennifer Stump, dp	3	0	2	1	0	0
Kami Keiter, p	3	0	0	0	0	0
April Valdez, lf	3	1	1	0	1	0
Tiffany Weight, 2b/pr	0	2	0	0	1	2
TOTALS	34	6	9	3	27	10

Alabama	AB	R	H	RBI	PO	A
Ashley Courtney, rf	4	0	0	0	2	0
Jennifer Reach, ss	2	0	0	0	2	1
Emily Currie, ph	1	0	0	0	0	0
Jackie McClain, 1b	4	1	1	0	8	0
Leah White, pr	0	0	0	0	0	0
Stephanie VanBrakle, dp/p	3	0	0	0	0	1
Deasy Phillips, pr	0	0	0	0	0	0
Lacy Prejean, c	3	0	0	0	9	0
Staci Ramsey, 3b	3	1	2	2	0	1
Capper Reed, lf	2	0	0	0	3	0
Angela Johnson, lf	2	0	0	0	0	0
Dominique Accetturo, 2b	4	0	0	0	3	4
Jaclyn Wilkins, cf	3	1	1	1	0	0
Erin Wright, p/dp	0	0	0	0	0	2
TOTALS	31	3	4	3	27	9

Oklahoma ..... 002 100 003—6 9 1
Alabama ..... 000 021 000—3 4 1
E—Braitsch, Prejean. LOB—Oklahoma 5, Alabama 5. 2B—Stump. HR—Braitsch, Ramsey, Wilkins. SB—Shimasaki, Valdez, Ramsey. SH—Braitsch, Keiter. SF—Ramsey.

	IP	H	R	ER	BB	SO
Keiter (W)	9.0	4	3	2	3	7
Wright	4.0	2	3	1	1	2
VanBrakle (L)	5.0	7	3	3	1	7

WP—VanBrakle. U—Michael Mazur, Paul Edds, Lori Bish. T—3:12. A—6,520.

GAME NO. 8—MAY 24

UCLA	AB	R	H	RBI	PO	A
Natasha Watley, ss	4	0	3	1	2	3
Caitlin Benyi, rf	4	1	1	0	0	0
Tairia Mims, 3b	4	1	2	1	2	2
Claire Sua, 1b	3	0	0	1	7	0
Stephanie Ramos, cf	4	0	0	0	1	1
Emily Zaplatosch, c	1	1	1	0	8	1
Amanda Simpson, pr	0	0	0	0	0	0
Toria Auelua, dp	3	0	0	0	0	0
Monique Mejia, 2b	3	1	1	2	1	1
Andrea Duran, lf	3	1	1	0	0	0
Keira Goerl, p	0	0	0	0	0	1
TOTALS	29	5	9	5	21	9

La.-Lafayette	AB	R	H	RBI	PO	A
Jill Robertson, ss	3	0	0	0	5	0
Becky McMurty, 3b	2	1	0	0	1	5
Danyele Gomez, rf	3	0	0	0	2	0
Natalie Hamby, rf	0	0	0	0	0	0
Tiffany Grayson, cf	3	0	0	0	3	0
Joy Webre, c	3	0	1	1	2	1
Brittany Bryant, 2b	2	0	0	0	0	2
Tiffany Hebert, 2b	0	0	0	0	0	0
Lauren Castle, dp	2	0	0	0	0	0
Summar Lapeyrouse, 1b	2	0	0	0	8	0
Crystal George, lf	1	0	0	0	0	0
Leslie Pierce, ph	1	0	0	0	0	0
Brooke Mitchell, p	0	0	0	0	0	1
Afton Thoms, p	0	0	0	0	0	0
TOTALS	22	1	1	1	21	9

UCLA ..... 101 003 0—5 9 2
La.-Lafayette ..... 000 100 0—1 1 1
E—Watley 2, Grayson. DP—UCLA 1. LOB—UCLA 6, La.-Lafayette 1. 2B—Watley (2), Duran. HR—Mims, Mejia. SB—Mejia. CS—Watley.

	IP	H	R	ER	BB	SO
Goerl (W)	7.0	1	1	0	1	8
Mitchell (L)	5.2	9	5	5	2	2
Thoms	1.1	0	0	0	0	0

HBP—Sua (by Mitchell). U—Kevin Davis, Donna Vavrinec, Sally Walker. T—2:26. A—6,520.

GAME NO. 9—MAY 24

California	AB	R	H	RBI	PO	A
Vicky Galindo, 3b	4	0	2	3	0	3
Lindsay James, lf	3	0	0	0	1	0
Mikella Pedretti, ph	1	0	0	0	0	0
Courtney Scott, c	4	0	0	0	3	0
Veronica Nelson, 1b	2	0	0	0	12	1
LeAnna Hoglen, pr	0	0	0	0	0	0
Haley Woods, dp	3	0	0	0	0	0
Kaleo Eldredge, cf	3	2	1	0	1	0
Chelsea Spencer, ss	4	3	2	2	4	2
Jessica Pamanian, 2b	3	0	0	0	0	2
Kristen Morley, rf	2	0	0	0	0	0
Kristen Bayless, rf	0	0	0	0	0	0
Kristina Thorson, p	0	0	0	0	0	0
Kelly Anderson, p	0	0	0	0	0	5
TOTALS	29	5	5	5	21	13

Oklahoma	AB	R	H	RBI	PO	A
Kelli Braitsch, ss	2	1	0	0	3	3
Erin Evans, cf	3	0	0	0	1	0
Leah Gulla, 3b	4	0	1	1	1	1
Christina Enea, 1b	4	0	1	0	7	1
Heather Scaglione, c	1	0	0	0	3	0
Lori Shimasaki, pr	0	0	0	0	0	0
Jennifer Stump, dp	3	1	1	1	0	0
Kristin Vesely, rf	3	0	1	0	1	0
Kami Keiter, p	2	0	0	0	0	2
April Valdez, lf	2	0	0	0	1	0
Tiffany Weight, 2b	0	0	0	0	4	0
TOTALS	24	2	4	2	21	7

California ..... 010 200 2—5 5 0
Oklahoma ..... 100 100 0—2 4 4
E—Braitsch, Gulla 2, Enea. DP—California 1. LOB—California 9, Oklahoma 8. 2B—Gulla. HR—Spencer, Stump. SH—Pamanian.

	IP	H	R	ER	BB	SO
Thorson	0.1	2	1	1	1	0
Anderson (W)	6.2	2	1	1	6	3
Keiter (L)	7.0	5	5	4	5	3

U—Paul Edds, Lori Bish, Michael Mazur. T—2:31. A—5,427.

GAME NO. 10—MAY 24

Washington	AB	R	H	RBI	PO	A
Amanda Oleson, 2b	3	0	1	0	0	1
Rita Roach, cf	3	0	0	0	0	0
Jaime Clark, ss	2	0	0	0	2	4
Kristen Rivera, c	3	0	0	0	4	0
Kathy Fiske, 3b	3	0	1	0	1	4
Traci Tawney, pr	0	0	0	0	0	0
Dena Tyson, lf	3	0	0	0	1	0
Aimee Minor, rf	2	1	1	1	1	0
Sarah Hyatt, 1b	3	0	0	0	9	0
Amy Hanson, dp	2	0	1	0	0	0
Ashley Boek, p	0	0	0	0	0	0
TOTALS	24	1	4	1	18	9

UCLA	AB	R	H	RBI	PO	A
Natasha Watley, ss	3	1	1	0	2	1
Caitlin Benyi, rf	3	0	0	0	0	0
Tairia Mims, 3b	2	1	2	2	0	2
Claire Sua, 1b	3	0	0	0	9	0
Stephanie Ramos, cf	3	0	0	0	0	0

UCLA	AB	R	H	RBI	PO	A
Emily Zaplatosch, c	1	0	0	0	6	3
Toria Auelua, dp	2	0	0	0	0	0
Monique Mejia, 2b	2	0	1	0	2	0
Andrea Duran, lf	2	0	0	0	2	0
Keira Goerl, p	0	0	0	0	0	3
TOTALS	21	2	4	2	21	9

Washington ..... 000 010 0—1 4 0
UCLA ..... 001 001 x—2 4 0
LOB—Washington 4, UCLA 3. 2B—Hanson. HR—Minor, Mims. CS—Clark.

	IP	H	R	ER	BB	SO
Boek (L)	6.0	4	2	2	2	4
Goerl (W)	7.0	4	1	1	2	7

WP—Goerl. U—Donna Vavrinec, Sally Walker, Kevin Davis. T—2:13. A—5,427.

GAME NO. 11—MAY 25

Arizona	AB	R	H	RBI	PO	A
Autumn Champion, lf	5	0	1	0	2	1
Courtney Fossatti, rf	6	0	0	0	0	0
Lovie Jung, ss	3	1	0	0	0	2
Mackenzie Vandergeest, c	3	0	1	0	17	1
Allyson Von Liechtenstein, pr	0	0	0	0	0	0
Wendy Allen, 1b	5	0	1	1	9	1
Jackie Coburn, 2b	4	0	0	0	1	2
Erin Palomarez, dp	5	0	0	0	0	0
Lisha Ribellia, 2b	5	0	1	0	3	3
Crystal Farley, cf	4	0	1	0	1	0
Alicia Hollowell, p	0	0	0	0	1	2
TOTALS	40	1	5	1	34	12

California	AB	R	H	RBI	PO	A
Vicky Galindo, 3b	5	1	0	0	3	3
Lindsay James, lf	5	0	1	0	0	0
Courtney Scott, c	6	0	2	1	10	3
Linzi Wescott, pr	0	1	0	0	0	0
Veronica Nelson, 1b	2	0	0	0	13	1
Jen Deering, pr	0	0	0	0	0	0
Haley Woods, dp	6	0	1	0	0	0
LeAnna Hoglen, pr	0	0	0	0	0	0
Kaleo Eldredge, cf	4	0	1	0	1	0
Chelsea Spencer, ss	5	0	2	1	1	0
Eryn Manahan, 2b	4	0	0	0	5	5
Mikella Pedretti, ph	1	0	0	0	0	0
Kristen Morley, rf	2	0	0	0	0	0
Kristen Bayless, rf	0	0	0	0	1	0
Jessica Pamanian, rf	2	0	1	0	2	0
Kelly Anderson, p	0	0	0	0	0	6
TOTALS	42	2	8	2	36	18

Arizona ..... 000 100 000 000—1 5 3
California ..... 000 000 100 001—2 8 2
E—Champion, Jung, Hollowell, Galindo, Nelson. LOB—Arizona 10, California 16. 2B—Allen. SH—Champion, Vandergeest, Coburn, James, Spencer.

	IP	H	R	ER	BB	SO
Hollowell (L)	11.1	8	2	1	8	16
Anderson (W)	12.0	5	1	1	4	9

WP—Hollowell. PB—Vandergeest. U—Sally Walker, Kevin Davis, Donna Vavrinec. T—3:14. A—5,897.

GAME NO. 12—MAY 25

UCLA	AB	R	H	RBI	PO	A
Natasha Watley, ss	4	1	1	1	2	3
Caitlin Benyi, rf	3	0	1	0	0	0
Tairia Mims, 3b	1	0	0	0	1	2
Amanda Simpson, pr	0	0	0	0	0	0
Claire Sua, 1b	4	0	1	1	6	0
Julie Hoshizaki, pr	0	0	0	0	0	0
Stephanie Ramos, cf	3	0	1	0	0	0
Emily Zaplatosch, c	4	0	0	0	9	0
Toria Auelua, dp	3	1	1	1	0	0
Monique Mejia, 2b	2	1	0	0	3	1
Andrea Duran, lf	2	0	1	0	0	0
Keira Goerl, p	0	0	0	0	0	1
TOTALS	26	3	6	3	21	7

Texas	AB	R	H	RBI	PO	A
Lindsay Gardner, 2b	3	0	1	0	3	3
Tina Boutelle, cf	1	0	0	0	1	0
Chez Sievers, ss	3	0	0	0	2	1
Wynter Turner, 3b	3	0	0	0	1	0
Tamara Poppe, lf	3	0	1	0	1	0
Tiffany Anders, pr	0	0	0	0	0	0
Amber Hall, dp	3	0	0	0	0	0
Sarah Wieszczak, rf	2	0	0	0	2	0
Alexis Garcia, 1b	2	0	0	0	5	0
Samantha Murphy, ph	1	0	0	0	0	0
Marlo Hanks, c	2	0	0	0	6	0
Cat Osterman, p	0	0	0	0	0	0
Amy Bradford, p	0	0	0	0	0	1
Lizi Sowers, p	0	0	0	0	0	0
TOTALS	23	0	2	0	21	5

UCLA ..... 000 100 2—3 6 1
Texas ..... 000 000 0—0 2 0
E—Mims. DP—UCLA 1. LOB—UCLA 9, Texas 5. HR—Auelua. SB—Boutelle. SH—Duran.

	IP	H	R	ER	BB	SO
Goerl (W)	7.0	2	0	0	3	9
Osterman (L)	4.0	2	1	1	2	5
Bradford	2.2	4	2	2	3	0
Sowers	0.1	0	0	0	0	0

WP—Osterman. HBP—Mims (by Osterman). U—Lori Bish, Paul Edds, Michael Mazur. T—2:38. A—5,613.

GAME NO. 13—MAY 25

California	AB	R	H	RBI	PO	A
Vicky Galindo, 3b	3	0	2	0	2	4
Lindsay James, lf	3	0	0	0	1	0
Mikella Pedretti, ph	1	0	0	0	0	0
Courtney Scott, c	4	1	1	0	1	2
Veronica Nelson, 1b	1	1	1	2	12	0
LeAnna Hoglen, pr	0	1	0	0	0	0
Haley Woods, dp	3	0	0	0	0	0
Kaleo Eldredge, cf	2	1	1	1	0	0
Chelsea Spencer, ss	3	0	1	1	3	2
Jessica Pamanian, 2b	3	0	1	0	1	5
Kristen Morley, rf	2	0	0	0	1	0
Kristen Bayless, rf	0	0	0	0	0	0
Kelly Anderson, p	0	0	0	0	0	5
TOTALS	25	4	7	4	21	18

Arizona	AB	R	H	RBI	PO	A
Autumn Champion, lf	2	0	1	0	0	0
Courtney Fossatti, rf	3	0	0	0	0	0
Lovie Jung, ss	3	0	1	0	2	1
Mackenzie Vandergeest, c.	3	0	0	0	3	2
Wendy Allen, 1b	2	0	0	0	9	1
Jackie Coburn, 3b	3	1	0	0	2	5
Michelle Schultz, dp	3	0	0	0	0	0
Lisha Ribellia, 2b	3	0	1	1	5	2
Crystal Farley, cf	3	0	1	0	0	0
Alicia Hollowell, p	0	0	0	0	0	2
TOTALS	25	1	4	1	21	13

California ..... 010 020 1—4 7 1
Arizona ..... 010 000 0—1 4 0
E—Pamanian. LOB—California 10, Arizona 5. 2B—Ribellia. HR—Nelson, Eldredge. SH—Woods, Spencer.

	IP	H	R	ER	BB	SO
Anderson (W)	7.0	4	1	1	1	1
Hollowell (L)	7.0	7	4	4	8	3

HBP—Champion (by Anderson). U—Kevin Davis, Donna Vavrinec, Sally Walker. T—1:58. A—5,613.

GAME NO. 14—MAY 25

Texas	AB	R	H	RBI	PO	A
Lindsay Gardner, 2b	3	1	0	0	3	1
Tina Boutelle, cf	3	0	0	0	0	0
Chez Sievers, ss	3	0	1	1	0	1
Wynter Turner, 3b	2	0	0	0	0	1
Sarah Stelly, pr	0	0	0	0	0	0
Tamara Poppe, lf	3	0	1	0	1	0
Tiffany Anders, pr	0	0	0	0	0	0

Texas	AB	R	H	RBI	PO	A
Amber Hall, dp	3	0	1	0	0	0
Sarah Wieszczak, rf	2	0	0	0	0	0
Samantha Murphy, pr	1	0	0	0	0	0
Alexis Garcia, 1b	2	0	0	0	3	1
Marlo Hanks, c	2	0	0	0	13	0
Cat Osterman, p	0	0	0	0	0	1
TOTALS	24	1	3	1	20	5

UCLA	AB	R	H	RBI	PO	A
Natasha Watley, ss	4	1	2	1	3	1
Caitlin Benyi, rf	4	0	1	1	0	0
Tairia Mims, 3b	2	0	0	0	2	4
Claire Sua, 1b	3	0	1	0	9	0
Julie Hoshizaki, pr	0	0	0	0	0	0
Stephanie Ramos, cf	3	0	0	0	1	0
Emily Zaplatosch, c	2	0	0	0	4	0
Alissa Eno, pr	0	0	0	0	0	0
Toria Auelua, dp	3	0	1	0	0	0
Amanda Simpson, pr	0	0	0	0	0	0
Monique Mejia, 2b	2	1	1	0	0	3
Andrea Duran, lf	2	0	0	0	1	0
Keira Goerl, p	0	0	0	0	1	0
TOTALS	25	2	6	2	21	8

Texas ..... 100 000 0—1 3 1
UCLA ..... 000 000 2—2 6 1
E—Sievers, Mejia. DP—UCLA 1. LOB—Texas 3, UCLA 7. 2B—Poppe. SB—Watley. SH—Mejia, Duran.

	IP	H	R	ER	BB	SO
Osterman (L)	6.2	6	2	2	2	13
Goerl (W)	7.0	3	1	0	1	3

U—Paul Edds, Michael Mazur, Lori Bish. T—2:26. A—5,897.

CHAMPIONSHIP GAME

UCLA	AB	R	H	RBI	PO	A
Natasha Watley, ss	5	0	2	0	1	8
Caitlin Benyi, rf	2	0	1	0	1	0
Tairia Mims, 3b	2	0	0	0	1	3
Claire Sua, 1b	4	0	0	0	14	0
Stephanie Ramos, cf	4	1	1	0	2	0
Emily Zaplatosch, c	3	0	0	0	0	0
Toria Auelua, dp	4	0	2	1	0	0
Amanda Simpson, pr	0	0	0	0	0	0
Julie Hoshizaki, pr	0	0	0	0	0	0
Monique Mejia, 2b	4	0	0	0	2	0
Andrea Duran, lf	3	0	0	0	1	0
Keira Goerl, p	0	0	0	0	1	3
TOTALS	31	1	6	1	27	15

CALIFORNIA	AB	R	H	RBI	PO	A
Vicky Galindo, 3b	4	0	0	0	2	3
Lindsay James, lf	4	0	0	0	0	0
Courtney Scott, c	3	0	0	0	5	1
Veronica Nelson, 1b	0	0	0	0	12	0
LeAnna Hoglen, pr	0	0	0	0	0	0
Linzi Wescott, pr	0	0	0	0	0	0
Mikella Pedretti, 1b	1	0	0	0	3	0
Haley Woods, dp	3	0	0	0	0	0
Kaleo Eldredge, cf	3	0	0	0	0	0
Chelsea Spencer, ss	3	0	0	0	0	4
Jessica Pamanian, 2b	3	0	0	0	4	4
Kristen Morley, rf	3	0	0	0	1	0
Kristen Bayless, rf	0	0	0	0	0	0
Kelly Anderson, p	0	0	0	0	0	5
TOTALS	27	0	0	0	27	17

UCLA ..... 000 000 001—1 6 1
California ..... 000 000 000—0 0 0
E—Goerl. LOB—UCLA 9, California 5. 2B—Ramos. 3B—Watley. SH—Benyi, Zaplatosch, Woods.

	IP	H	R	ER	BB	SO	AB	BF
Goerl (W)	9.0	0	0	0	4	4	27	32
Anderson (L)	9.0	6	1	1	4	5	31	37

U—Sally Walker, Kevin Davis, Lori Bish. T—2:36. Attendance -- 5,437.

History

Team Results

Year	Champion (Record)	Coach	Score	Runner-Up	Host or Site	Championship Game Attendance	Championship Total Attendance
1982	*UCLA (33-7-2)	Sharron Backus	2-0 (8 inn.)	Fresno St.	Omaha, Neb.	1,570	17,740
1983	Texas A&M (41-11)	Bob Brock	2-0 (12 inn.)	Cal St. Fullerton	Omaha, Neb.	2,391	16,174
1984	UCLA (45-6-1)	Sharron Backus	1-0 (13 inn.)	Texas A&M	Omaha, Neb.	734	20,759
1985	UCLA (41-9)	Sharron Backus	2-1 (9 inn.)	Nebraska$	Omaha, Neb.	3,180	20,866
1986	*Cal St. Fullerton (57-9-1)	Judi Garman	3-0	Texas A&M	Omaha, Neb.	1,429	14,793
1987	Texas A&M (56-8)	Bob Brock	4-1	UCLA	Omaha, Neb.	836	15,763
1988	UCLA (53-8)	Sharron Backus	3-0	Fresno St.	Sunnyvale, Calif.	1,747	13,191
1989	*UCLA (48-4)	Sharron Backus	1-0	Fresno St.	Sunnyvale, Calif.	2,248	14,448
1990	UCLA (62-7)	Sharron Backus	2-0	Fresno St.	Oklahoma City	1,198	19,349
1991	Arizona (56-16)	Mike Candrea	5-1	UCLA	Oklahoma City	1,881	16,857
1992	*UCLA (54-2)	Sharron Backus	2-0	Arizona	Oklahoma City	2,501	16,929
1993	Arizona (44-8)	Mike Candrea	1-0	UCLA	Oklahoma City	3,138	20,493
1994	*Arizona (64-3)	Mike Candrea	4-0	Cal St. Northridge	Oklahoma City	3,966	35,770
1995	*UCLA (50-6)$	Sharron Backus	4-2	Arizona	Oklahoma City	4,745	47,550
1996	*Arizona (58-9)	Mike Candrea	6-4	Washington	Columbus, Ga.	3,173	33,878
1997	Arizona (61-5)	Mike Candrea	10-2 (5 inn.)	UCLA	Oklahoma City	4,684	45,955
1998	Fresno St. (52-11)	Margie Wright	1-0	Arizona	Oklahoma City	4,324	49,740
1999	*UCLA (63-6)	Sue Enquist	3-2	Washington	Oklahoma City	4,472	48,371
2000	*Oklahoma (66-8)	Patty Gasso	3-1	UCLA	Oklahoma City	8,049	64,594
2001	Arizona (65-4)	Mike Candrea	1-0	UCLA	Oklahoma City	4,459	60,195
2002	California (56-19)	Diane Ninemire	6-0	Arizona	Oklahoma City	5,055	54,026
2003	UCLA (54-7)	Sue Enquist	1-0 (9 inn.)	California	Oklahoma City	5,437	61,798

**Indicates undefeated teams in final series. $Participation vacated by the NCAA Committee on Infractions.*

Most Outstanding Player

1995 Tanya Harding, UCLA
1996 Jenny Dalton, Arizona
1997 Nancy Evans, Arizona
1998 Amanda Scott, Fresno St.
1999 Julie Adams, UCLA
2000 Jennifer Stewart, Oklahoma
2001 Jennie Finch, Arizona
2002 Jocelyn Forest, California
2003 Keira Goerl, UCLA

All-Tournament Teams

1982
Janet Lloyd, 1b, Cal St. Fullerton
Pam Newton, 2b, Cal St. Fullerton
Jan Pierini, 3b, Cal St. Fullerton
Dot Richardson, ss, UCLA
Kim Muratore, of, Fresno St.
Gina Vecchione, of, UCLA
Barb Young, of, UCLA
Debbie Doom, p, UCLA
Barb Booth, c, UCLA

1983
Sheila Cornell, 1b, UCLA
Patti Holthaus, 2b, Texas A&M
Cindy Cooper, 3b, Texas A&M
Dot Richardson, ss, UCLA
Iva Jackson, of, Texas A&M
Elise King, of, Cal St. Fullerton
Mary Ricks, of, UCLA
Vera Bahr, of, Cal St. Fullerton
Susan LeFebvre, p, Cal St. Fullerton
Lori Stoll, p, Texas A&M
Gay McNutt, c, Texas A&M
Cindy Long, dh, South Carolina

1984
Denice Feldhaus, 1b, Nebraska
Jennifer Simm, 2b, UCLA
Anne Schroeder, 3b, Nebraska
Leslie Rover, ss, UCLA
Peg Richardson, of, Nebraska
Regina Dooley, of, Adelphi
Josie Carter, of, Texas A&M
Gay McNutt, c, Texas A&M
Shawn Andaya, p, Texas A&M
Debbie Doom, p, UCLA
Lisa Ishikawa, p, Northwestern
Tricia Mang, dh, UCLA

1985
Ginger Cannon, 1b, Nebraska
Lori Richins, 2b, Nebraska
Jo Ann Ferrieri, 3b, Cal St. Fullerton
Leslie Rover, ss, UCLA
Stacy Sunny, of, Nebraska
Regina Dooley, of, Adelphi
Alison Stowell, of, Cal Poly Pomona
Lisa Busby, c, Nebraska
Debbie Doom, p, UCLA
Tracy Compton, p, UCLA
Lori Sippel, p, Nebraska
Chris Olivie, u, UCLA

1986
Robin Goodin, 1b, Cal St. Fullerton
Judy Trussell, 2b, Texas A&M
Roni Deutch, 3b, California
Liz Mizera, ss, Texas A&M
Tammy Connor, of, Indiana
Rina Foster, of, Cal St. Fullerton
Chenita Rogers, of, Cal St. Fullerton
Sue Trubovitz, c, Long Beach St.
Shawn Andaya, p, Texas A&M
Connie Clark, p, Cal St. Fullerton
Cindy Cooper, al, Texas A&M
Joey Schope, al, Creighton

1987
Gena Strang, 1b, Fresno St.
Julie Smith, 2b, Texas A&M
Janice Parks, 3b, UCLA
Liz Mizera, ss, Texas A&M
Karen Walker, of, UCLA
Sandra Arledge, of, UCLA
Chenita Rogers, of, Cal St. Fullerton
Kris Tipmore, c, Central Mich.
Shawn Andaya, p, Texas A&M
Lisa Longaker, p, UCLA
Lisa Hankerd, al, UCLA
Shauna Wattenberg, al, UCLA

1988
Kerry Dienelt, 1b, UCLA
Missy Phillips, 2b, UCLA
Julie Standering, 3b, Arizona
Heidi Lievens, ss, Arizona
Shanna Flynn, of, UCLA
Margie Ogrodowicz, of, Nebraska
RaeAnn Pifferini, of, Fresno St.
Stacy Sunny, c, UCLA
Carie Dever, p, Fresno St.
Lisa Longaker, p, UCLA
Gena Strang, al, Fresno St.
Karin Richter, al, Fresno St.

1989
Kerry Dienelt, 1b, UCLA
Missy Phillips, 2b, UCLA
Janice Parks, 3b, UCLA
Martha Noffsinger, ss, Fresno St.
Lorraine Maynez, of, UCLA
Kristin Gauthier, of, Arizona
Jill Polanco, of, Fresno St.
Shelly Stokes, c, Fresno St.
Carie Dever, p, Fresno St.
Tiffany Boyd, p, UCLA
Nicki Dennis, al, Arizona
Michele Smith, al, Oklahoma St.

1990
Kerry Dienelt, 1b, UCLA
Dawn Lange, 2b, Oklahoma St.
Lisa Fernandez, 3b, UCLA
Martha Noffsinger, ss, Fresno St.
Shanna Flynn, of, UCLA
Yvonne Gutierrez, of, UCLA
Leslie Barton, of, Florida St.
Shannon Kimberling, c, Oklahoma St.
Lisa Longaker, p, UCLA
Marcie Green, p, Fresno St.
Julie Smith, al, Fresno St.
Debbie DeJohn, al, Florida St.

1991
Julie Jones, 1b, Arizona
Julie Smith, 2b, Fresno St.
Lisa Fernandez, 3b, UCLA
Julie Standering, ss, Arizona
Kristin Gauthier, of, Arizona

Yvonne Gutierrez, of, UCLA
Lorraine Maynez, of, UCLA
Kerry Dienelt, c, UCLA
Heather Compton, p, UCLA
Debbie Day, p, Arizona
Kim Maher, al, Fresno St.
Terry Carpenter, al, Fresno St.

1992
Amy Chellevold, 1b, Arizona
Michelle Bento, 2b, Fresno St.
Susie Duarte, 3b, Arizona
Kim Maher, ss, Fresno St.
Yvonne Gutierrez, of, UCLA
Kathi Evans, of, UCLA
Kelly Inouye, c, UCLA
Lisa Fernandez, p, UCLA
Susie Parra, al, Arizona
Holly Aprile, al, Massachusetts
Debby Day, al, Arizona

1993
Amy Chellevold, 1b, Arizona
Krista Gomez, 2b, Arizona
Nichole Victoria, 3b, UCLA
April Austin, ss, Oklahoma St.
Stacy Redondo, of, Arizona
Kathy Morton, of, La.-Louisana
Andrea D'Innocenzo, of, Connecticut
Jody Pruitt, c, Arizona
Lisa Fernandez, p, UCLA
Susie Parra, p, Arizona
Melanie Roche, al, Oklahoma St.
Kyla Hall, al, La.-Lafayette

1994
Amy Chellevold, 1b, Arizona
Jenny Dalton, 2b, Arizona
Shannon Jones, 3b, Cal St. Northridge
April Austin, ss, Oklahoma St.
Leah O'Brien, of, Arizona
Jen Fleming, of, Cal St. Northridge
Beth Calcante, of, Cal St. Northridge
Susie Parra, p, Arizona
Amy Day, p, Oklahoma St.
Leah Braatz, c, Arizona
Ginny Mike, al, UCLA
Kim Ward, al, Oklahoma St.

1995
Kari Knopf, 1b, Iowa
Kelly Howard, 2b, UCLA
Jennifer Brundage, 3b, UCLA
Julie Williams, ss, Cal St. Fullerton
Leah O'Brien, of, Arizona
Brandi Macias, of, Iowa
Alison Johnsen, of, Arizona
Tanya Harding, p, UCLA
Amie Stewart, p, UNLV
Leah Braatz, c, Arizona
Nancy Evans, al, Arizona
Brandi Shriver, al, Arizona

1996
Traci Conrad, 1b, Michigan
Sara Pickering, 2b, Washington
Lynn Britton, 3b, La.-Lafayette
Tami Storseth, ss, Washington
Mindy Williams, of, Washington
Lea Twigg, of, Iowa
Alison Johnsen, of, Arizona
Carrie Dolan, p, Arizona
Cheryl Longeway, p, La.-Lafayette
Jennifer Cline, c, Washington
Krista Gomez, al, Arizona
Michelle Churnock, al, Arizona
Lyn Nance, al, Iowa

1997
Melissa Gentile, 3b, Michigan
Jamie Graves, p, Washington
Danielle Henderson, p, Massachusetts
Christy Herbert, ss, Iowa
Alison Johnsen, of, Arizona
Nina Lindenberg, 2b, Fresno St.
Stacey Nuveman, c, UCLA
Leah O'Brien, 1b, Arizona
Sara Pickering, 2b, Washington
Alleah Poulson, 1b, UCLA
Christa Williams, p, UCLA

1998
Laura Berg, of, Fresno St.
Kristi Bolle, 3b, Oklahoma St.
Leah Braatz, c, Arizona
Angela Cervantez, 1b, Fresno St.
Nancy Evans, p, Arizona
Kelly Hauxhurst, of, Washington
Nina Lindenberg, 2b, Fresno St.
Toni Mascarenas, 3b, Arizona
Leticia Pineda, 1b, Arizona
Amanda Scott, p, Fresno St.
Jennifer Spediacci, p, Washington
Ali Viola, ss, Nebraska

1999
Julie Adams, 3b, UCLA
Christie Ambrosi, of, UCLA
Katy Carter, c, DePaul
Courtney Dale, p, UCLA
Kim DePaul, 3b, Washington
Melissa Downs, 1b, Washington
Amanda Freed, p, UCLA
Lisa Iancin, 2b, California
Lovieanne Jung, 2b, Fresno St.
Julie Luna, 3b, DePaul
Amanda Scott, p, Fresno St.
Jennifer Spediacci, p, Washington

2000
Courtney Blades, p, Southern Miss.
Kelli Braitsch, ss, Oklahoma
Lisa Carey, 1b, Oklahoma
Jaime Clark, of, Washington
Shavaughne Desecki, of, DePaul
Amanda Freed, p, UCLA
Erin Johnson, 3b, Southern Miss.
Kelly Kretschman, of, Alabama
Julie Marshall, c, UCLA
Toni Mascarenas, 3b, Arizona
Tairia Mims, 1b, UCLA
Jennifer Stewart, p, Oklahoma

2001
Lindsey Collins, c, Arizona
Jennie Finch, p, Arizona
Amanda Freed, p, UCLA
Nicole Giordano, of, Arizona
Toni Mascarenas, 3b, Arizona
Jessica Mendoza, of, Stanford
Tairia Mims, 1b, UCLA
Christy Ring, of, Oklahoma
Britni Sneed, p, LSU
Jennifer Stewart, p, Oklahoma
Claire Sua, dh, UCLA
Julie Wiese, 3b, LSU

2002
Leneah Manuma, 1b, Arizona
Veronica Nelson, 1b, California
Jackie Coburn, 3b, Arizona
Chelsea Spencer, ss, California
Natasha Watley, ss, UCLA
Stacey Nuveman, c, UCLA
Jocelyn Forest, p, California
Jennie Finch, p, Arizona
Erica Beach, p, Arizona St.
Kristin Farber, of, Arizona St.
Keira Goerl, p, UCLA
Leslie Malerich, p, Florida St.

2003
Keira Goerl, UCLA
Kelly Anderson, California
Vicky Galindo, California
Alicia Hollowell, Arizona
Lovie Jung, Arizona
Tairia Mims, UCLA
Veronica Nelson, California
Cat Osterman, Texas
Tamara Poppe, Texas
Chelsea Spencer, California
Jennifer Stump, Oklahoma
Natasha Watley, UCLA

**Starting in 1997, all-tournament teams were selected regardless of position.*

Individual Records

SINGLE GAME, BATTING

AT-BATS
11—Laura Myers, Cal Poly Pomona (0) vs. Texas A&M (1) (25 inn.), 5-24-84; Cindy Foster, Texas A&M (1) vs. Cal Poly Pomona (0) (25 inn.), 5-24-84; Shawn Andaya, Texas A&M (1) vs. Cal Poly Pomona (0) (25 inn.), 5-24-84.

RUNS
4—Lorraine Maynez, UCLA (9) vs. Cal Poly Pomona (0), 5-26-89; Rosie Leutzinger, Washington (12) vs. Tennessee (1), 5-21-99.

HITS
5—Kellyn Tate, Michigan (7) vs. Iowa (9) (14 inn.), 5-27-95; Brandi Macias, Iowa (9) vs. Michigan (7) (14 inn.), 5-27-95.

DOUBLES
2—by many players.

TRIPLES
2—Nina Lindenberg, Fresno St. (5) vs. Long Beach St. (2), 5-17-97.

HOME RUNS
3—Laura Espinoza, Arizona (15) v. Florida St. (0) (five inn.), 5-21-95.

RUNS BATTED IN
8—Laura Espinoza, Arizona (15) vs. Florida St. (0) (five inn.), 5-21-95.

TOTAL BASES
13—Laura Espinoza, Arizona (15) vs. Florida St. (0) (five inn.), 5-21-95.

STOLEN BASES
5—Serita Brooks, Florida St. (6) vs. Bethune-Cookman (2), 5-17-01.

SINGLE GAME, FIELDING
PUTOUTS
35—Laura Myers, Cal Poly Pomona (0) vs. Texas A&M (1) (25 inn.), 5-24-84.

ASSISTS
15—Ann Schroeder, Nebraska (3) vs. Oklahoma St. (2), 5-19-84.

ERRORS
4—Rhonda Wheatley, Cal Poly Pomona (6) vs. Northwestern (3), 5-23-85; Julie Soderlund, Oklahoma St. (3) vs. Washington (9), 5-18-96.

SINGLE GAME, PITCHING
INNINGS PITCHED
25—Shawn Andaya, Texas A&M (1) vs. Cal Poly Pomona (0), 5-24-84.

STRIKEOUTS
21—Courtney Blades, Southern Miss. (0) vs. LSU (1), (13 inn.), 5-20-00.

BASES ON BALLS
9—Tina Schell, Oklahoma St. (1) vs. Cal Poly Pomona (0), 5-14-82; Stacie Stafford, Nebraska (4) vs. La.-Lafayette (9) (eight inn.), 5-18-96.

NOT-HIT GAMES (SAME YEAR)
2—Kathy Van Wyk, Cal St. Fullerton (11) vs. Bowling Green (0), 5-15-82, and Cal St. Fullerton (1) vs. Western Mich. (0), 5-29-82; Debbie Doom, UCLA (5) vs. Wyoming (0), 5-17-82, and UCLA (1) vs. Western Mich. (0), 5-29-82 (shared with Tracy Compton); Lisa Fernandez, UCLA (3) vs. Connecticut (0), 5-27-93, and UCLA (2) vs. Cal St. Northridge (0), 5-29-93.

Team Records

SINGLE GAME, BATTING

AT-BATS
88—Texas A&M (1) vs. Cal Poly Pomona (0) (25 inn.), 5-24-84.

AT-BATS, BOTH TEAMS
174—Texas A&M (1) vs. Cal Poly Pomona (0) (25 inn.), 5-24-84 (88-86).

RUNS
15—Michigan vs. Notre Dame (6) (five inn.), 5-21-95; Arizona vs. Florida St. (0) (five inn.), 5-21-95.

RUNS, BOTH TEAMS
21—Michigan (15) vs. Notre Dame (6) (five inn.), 5-21-95.

RUNS, ONE INNING
12—Arizona (13) vs. Nebraska (0), third inn., 5-20-00.

HITS
17—Iowa (9) vs. Michigan (7) (14 inn.), 5-27-95.

HITS, BOTH TEAMS
31—Iowa (9) vs. Michigan (7) (14 inn.), 5-27-95 (17-14).

DOUBLES
7—Princeton (10) vs. Connecticut (0) (six inn.), 5-20-95; Cal St. Fulleton (12) vs. Tennessee (1) (five inn.), 5-20-99.

TRIPLES
2—by several teams.

HOME RUNS
4—Arizona (6) vs. Texas A&M (0), 5-22-94; Arizona (15) vs. Florida St. (0) (five inn.), 5-21-95; UCLA (14) vs. Cal St. Fullerton (1) (five inn.), 5-19-96; Oregon (10) vs. Iowa (9), 5-16-98. Alabama (5) vs. Penn St. (4) (nine inn.), 5-19-00.

TOTAL BASES
26—UCLA (14) vs. Cal St. Fullerton (1) (five inn.), 5-19-96.

TOTAL BASES, BOTH TEAMS
39—Iowa (9) vs. Michigan (7) (14 inn.), 5-27-95 (22-17).

STOLEN BASES
10—UCLA (8) vs. Canisius (0) (five inn.), 5-18-00.

SINGLE GAME, FIELDING

ERRORS
7—Penn St. (1) vs. Louisiana Tech (9), 5-13-83; Fresno St. (1) vs. UCLA (6), 5-27-88; Cal Poly Pomona (0) vs. UCLA (9), 5-26-89; Iowa (9) vs. Michigan (7) (14 inn.), 5-27-95.

ERRORS, BOTH TEAMS
11—Iowa (9) vs. Michigan (7) (14 inn.), 5-27-95 (7-4).

DOUBLE PLAYS
3—Nebraska (0) vs. UCLA (3), 5-22-87; Cal St. Fullerton (1) vs. Texas A&M (2), 5-22-87; Minnesota (3) vs. Texas A&M (0), 5-17-91.

DOUBLE PLAYS, BOTH TEAMS
4—UCLA (2) vs. South Carolina (1), 5-28-83; UCLA (3) vs. Nebraska (0), 5-22-87; Texas A&M (2) vs. Cal St. Fullerton (1), 5-22-87; Oregon (2) vs. California (1), 5-21-94.

Women's College World Series Records

INDIVIDUAL: BATTING
(Minimum 10 at-bats)

BATTING AVERAGE, SERIES
.750—Leah O'Brien, Arizona, 1994 (9 hits, 12 at-bats).

AT-BATS, GAME
11—Laura Myers, Cal Poly Pomona (0) vs. Texas A&M (1) (25 inn.), 5-24-84; Cindy Foster, Texas A&M (1) vs. Cal Poly Pomona (0), 5-24-84; Shawn Andaya, Texas A&M (1) vs. Cal Poly Pomona (0), 5-24-84.

AT-BATS, SERIES
31—Judy Trussell, Texas A&M, 1984.

RUNS SCORED, GAME
4—Lorraine Maynez, UCLA (9) vs. Cal Poly Pomona (0), 5-26-89.

RUNS SCORED, SERIES
6—Lisa Fernandez, UCLA, 1992; Yvonne Gutierrez, UCLA, 1992; Lorraine Maynez, UCLA, 1989; Alison Johnsen, Arizona, 1997.

HITS, GAME
5—Kellyn Tate, Michigan (7) vs. Iowa (9) (14 inn.), 5-27-95; Brandi Macias, Iowa (9) vs. Michigan (7) (14 inn.), 5-27-95.

HIT, SERIES
10—Lorraine Maynez, UCLA, 1989.

RUNS BATTED IN, GAME
4—Yvonne Gutierrez, UCLA (11) vs. Massachusetts (1) (five inn.), 5-24-92; Nicki Dennis, Arizona (12) vs. Fresno St. (0) (five inn.), 5-25-89; Jennifer Simm, UCLA (6) vs. Utah St. (0), 5-23-84; *Tanya Harding, UCLA (5) vs. Iowa (0), 5-28-95; Tammy Utley, Iowa (6) vs. Fresno St. (7), 5-24-97; Shavaughne Desecki, DePaul (4) vs. Alabama (6), 5-27-00.
**Vacated.*

RUNS BATTED IN, SERIES
8—Yvonne Gutierrez, UCLA, 1992.

BASES ON BALLS, GAME*
4—Veronica Nelson, California (5) vs. Michigan (2), 5-26-01.

BASES ON BALLS, SERIES*
14—Veronica Nelson, California, 2003

STRIKEOUTS, GAME*
4—Chris Dimer, South Carolina (1) vs. UCLA (2) (17 inn.), 5-28-83; Gay McNutt, Texas A&M (1) vs. UCLA (0) (14 inn.), 5-29-83; Mary Schwind, Texas A&M (1) vs. UCLA (0) (14 inn.), 5-29-83; Kim Kirk, Cal St. Fullerton (0) vs. Texas A&M (2) (12 inn.), 5-29-83.

**Statistics from the 1982 and 1984 finals do not include number of bases on balls and strikeouts per individual; therefore, statistics from those years are not included in these categories.*

DOUBLES, GAME
2—by many players.

DOUBLES, SERIES
3—Shauna Wattenberg, UCLA, 1987; Jennifer Simm, UCLA, 1985.

TRIPLES, GAME
1—by many players.

TRIPLES, SERIES
2—Rina Foster, Cal St. Fullerton, 1986; Patti Holthaus, Texas A&M, 1983.

HOME RUNS, GAME
2— Lindsey Collins, Arizona (3) vs. California (0), May 27, 1999; Yvonne Gutierrez, UCLA (11) vs. Massachusetts (1) (five inn.), 5-24-92.

HOME RUNS, SERIES
3— Tairia Mims, UCLA, 2003, Toni Mascarenas, Arizona, 2001; Yvonne Gutierrez, UCLA, 1992.

STOLEN BASES, GAME
3—Leslie Barton, Florida St. (2) vs. Massachusetts (4), 5-23-92.

STOLEN BASES, SERIES
4—Judy Trussell, Texas A&M, 1984; Alison Johnsen, Arizona, 1996.

TOTAL BASES, GAME
8—Yvonne Gutierrez, UCLA (11) vs. Massachusetts (1) (five inn.), 5-24-82; Lindsey Collins, Arizona (3) vs. California (0), May 27, 1999.

SACRIFICE HITS, GAME
2—by several players (most recent: Casey Acree, Oklahoma St. [3] vs. Michigan [1], 5-23-98).

SACRIFICE FLIES, GAME
1—by several players (most recent: three players in 2001).

TEAM: BATTING

BATTING AVERAGE, SERIES
.394—Arizona, 1995 (four games: 41 hits, 104 at-bats).

AT-BATS, GAME
88—Texas A&M (1) vs. Cal Poly Pomona (0) (25 inn.), 5-24-84.

AT-BATS, SERIES
254—Texas A&M, 1984 (six games).

AT-BATS, BOTH TEAMS, GAME
174—Texas A&M (1) vs. Cal Poly Pomona (0) (25 inn.), 5-24-84 (88-86).

RUNS SCORED, GAME
12—Arizona vs. Fresno St. (0) (five inn.), 5-25-89.

RUNS SCORED, SERIES
31—UCLA, 1992 (five games).

RUNS SCORED, BOTH TEAMS, GAME
16—Iowa (9) vs. Michigan (7) (14 inn.), 5-27-95; Washington (9) vs. California (7), 5-24-96.

RUNS SCORED, ONE INNING
9—UCLA (11) vs. Massachusetts (1) (five inn.), 5-24-92 (fifth inning).

HITS, GAME
17—Iowa (9) vs. Michigan (7) (14 inn.), 5-27-95.

HITS, SERIES
47—Washington, 1996 (four games).

HITS, BOTH TEAMS, GAME
31—Iowa (9) vs. Michigan (7) (14 inn.), 5-27-95 (17-14).

RUNS BATTED IN, GAME
11—Arizona (12) vs. Fresno St. (0) (5 inn.), 5-25-89.

RUNS BATTED IN, BOTH TEAMS, GAME
12—Iowa (9) vs. Michigan (7) (14 inn.), 5-27-95 (6-6).

BASES ON BALLS, GAME
8—Creighton (4) vs. Louisiana Tech (3) (13 inn.), 5-22-86.

BASES ON BALLS, BOTH TEAMS, GAME
13—Fresno St. (1) vs. Cal Poly Pomona (0) (12 inn.), 5-26-84 (6-7).

STRIKEOUTS, GAME
20—Oklahoma St. (1) vs. UCLA (2), 5-27-82.

STRIKEOUTS, BOTH TEAMS, GAME
28—UCLA (1) vs. Northwestern (0) (9 inn.), 5-26-84 (11-17); Texas A&M (1) vs. UCLA (0) (14 inn.), 5-29-83 (11-17).

DOUBLES, GAME
4—Cal St. Fullerton (5) vs. Iowa (6) (nine inn.), 5-27-95; Washington (3) vs. Arizona (0), 5-28-99.

DOUBLES, BOTH TEAMS, GAME
5—Iowa (9) vs. Michigan (7) (14 inn.), 5-27-95 (2-3); Washington (3) vs. Arizona (0), 5-28-99 (4-1).

TRIPLES, GAME
2—Florida St. (4) vs. UNLV (1), 5-26-90; Cal St. Fullerton (3) vs. Indiana (1) (8 inn.), 5-24-86.

TRIPLES, BOTH TEAMS, GAME
2—Florida St. (4) vs. UNLV (1), 5-26-90 (2-0); Cal St. Fullerton (3) vs. Indiana (1) (eight inn.), 5-24-86 (2-0); DePaul (4) vs. Alabama (6), 5-27-00.

HOME RUNS, GAME
3—Oklahoma St. (6) vs. Massachusetts (0), 5-23-98; UCLA (6) vs. Southern Miss. (0), 5-28-00; Arizona (6) vs. California (0), 5-27-00.

HOME RUNS, BOTH TEAMS, GAME
3—Many times.

STOLEN BASES, GAME
4—Pacific (Cal.) (1) vs. Missouri (0) (12 inn.), 5-26-83; Arizona (8) vs. UNLV (0) (six inn.), 5-28-95; Washington (9) vs. California (7), 5-24-96; Arizona (6) vs. California (0), 5-27-00; Oklahoma (3) vs. Southern Miss. (1), 5-27-00.

STOLEN BASES, BOTH TEAMS, GAME
6—Washington (9) vs. California (7), 5-24-96.

TOTAL BASES, GAME
20—UCLA (11) vs. Massachusetts (1) (five inn.), 5-24-92; Arizona (10) vs. Iowa (2) (six inn.), 5-26-96.

TOTAL BASES, BOTH TEAMS, GAME
39—Iowa (9) vs. Michigan (7) (14 inn.), 5-27-95.

SACRIFICE HITS, GAME
5—UCLA (2) vs. South Carolina (1) (17 inn.), 5-23-83.

SACRIFICE HITS, BOTH TEAMS, GAME
8—Arizona (1) vs. Oklahoma St. (0) (nine inn.), 5-30-93 (3-5); Arizona (1) vs. UNLV (0) (13 inn.), 5-23-91 (4-4).

SACRIFICE FLIES, GAME
2—Cal St. Northridge (5) vs. Utah (1), 5-27-94; Oklahoma St. (5) vs. Florida St. (2), 5-27-93; Arizona (4) vs. Cal Poly Pomona (1), 5-27-88; UCLA (7) vs. Michigan (3), 5-24-97; Arizona (8) vs. Washington (0) (five inn.), 5-22-98.

SACRIFICE FLIES, BOTH TEAMS, GAME
2—by several teams (most recent: Arizona [8] vs. Washington [0] [five inn.], 5-22-98).

INDIVIDUAL: PITCHING

(series records minimum 10.0 innings pitched)

LOWEST EARNED RUN AVERAGE, SERIES
0.00—by several players (most recent: Amanda Scott, Fresno St., 1999).

WINS, SERIES
5—Keira Goerl, UCLA, 2003; Shawn Andaya, Texas A&M, 1987; Debbie Doom, UCLA, 1982.

COMPLETE GAMES, SERIES
6— Keira Goerl, UCLA, 2003; Lisa Fernandez, UCLA, 1993 (4-2); Shawn Andaya, Texas A&M, 1987 (5-1); Keira Goerl, UCLA, 2003 (5-1).

INNINGS PITCHED, GAME
25—Shawn Andaya, Texas A&M (1) vs. Cal Poly Pomona (0) (25 inn.), 5-24-84.

INNINGS PITCHED, SERIES
52.0—Shawn Andaya, Texas A&M, 1984.

HITS ALLOWED, GAME
13—Maureen Brady, Fresno St. (0) vs. Arizona (3), 5-27-94; Jenny Voss, Nebraska (1) vs. Fresno St. (6), 5-21-98.

HITS ALLOWED, SERIES
37—Christa Williams, UCLA, 1997.

FEWEST HITS ALLOWED, GAME (Minimum 7.0 Innings Pitched)
0—by several players (most recent: Keira Goerl, UCLA (1) vs. California (0), 5-26-2003; *Tanya Harding, UCLA [3] vs. La.-Lafayette [0], 5-26-95).

**Vacated.*

NO-HITTER IN A CHAMPIONSHIP GAME
Keira Goerl, UCLA (1) vs. California (0), 5-26-2003

PERFECT GAMES, SERIES
1—Tracy Compton (3.1 innings pitched) and Debbie Doom (3.2 innings pitched), UCLA (1) vs. Western Mich. (0), 5-29-82; Julie Bolduc (7.0 innings pitched), Adelphi (1) vs. Utah St. (0), 5-25-84; Shawn Andaya (7.0 innings pitched), Texas A&M (1) vs. UCLA (0), 5-24-87; Courtney Blades (7.0 innings pitched), Southern Miss. (1) vs. Arizona (0), 5-25-00;

FEWEST HITS ALLOWED, SERIES
0—Tracy Compton, UCLA, 1984.

RUNS ALLOWED, GAME
10—Robyn Burgess, California (0) vs. UCLA (10) (five inn.), 5-23-92; Christa Williams, UCLA (2) vs. Arizona (10) (five inn.), 5-26-97.

RUNS ALLOWED, SERIES
18—Debbie Bilbao, Iowa, 1995.

FEWEST RUNS ALLOWED, GAME (Minimum 7.0 innings pitched)
0—by many players (Six times in 2001).

FEWEST RUNS ALLOWED, SERIES
0—by several players (most recent: Leanne Tyler, Oklahoma St., 1998).

EARNED RUNS ALLOWED, GAME
8—Christa Williams, UCLA (2) vs. Arizona (10), 5-26-97.

EARNED RUNS ALLOWED, SERIES
15—Christa Williams, UCLA, 1997 (45 inn.).

FEWEST EARNED RUNS ALLOWED, GAME (Minimum 7.0 innings pitched)
0—by many players (10 times in 1998).

FEWEST EARNED RUNS ALLOWED, SERIES
0—by several players (most recent: Amanda Scott, Fresno St., 1998).

BASES ON BALLS, GAME
8—Alicia Hollowell, Arizona (1) vs. California (4), 5-25-2003

BASES ON BALLS, SERIES
22—Kelly Anderson, California, 2003

FEWEST BASES ON BALLS ALLOWED, GAME (Minimum 7.0 innings pitched)
0—by many players (six times in 1998).

FEWEST BASES ON BALLS, SERIES
0—by several players (most recent: Amanda Scott, Fresno St., 1998).

STRIKEOUTS, GAME
20—Debbie Doom, UCLA (2) vs. Oklahoma St. (1) (13 inn.), 5-27-82.

STRIKEOUTS, SERIES
62—Debbie Doom, UCLA, 1982.

TEAM: PITCHING

INNINGS PITCHED, SERIES
72.2—Texas A&M, 1984 (six games).

RUNS ALLOWED, SERIES
19—Iowa, 1995 (four games).

EARNED RUNS ALLOWED, SERIES
16—UCLA, 1997 (six games).

EARNED RUN AVERAGE, SERIES
0.00—Arizona, 1994 (four games); Utah St., 1984 (two games); Fresno St., 1998 (five games).

INDIVIDUAL: FIELDING

PUTOUTS, GAME
35—Laura Myers, Cal Poly Pomona (0) vs. Texas A&M (1) (25 inn.), 5-24-84.

ASSISTS, GAME
13—Rhonda Wheatley, Cal Poly Pomona (0) vs. Texas A&M (1) (25 inn.), 5-24-84.

ERRORS, GAME
4—Rhonda Wheatley, Cal Poly Pomona (6) vs. Northwestern (3), 5-23-85.

TEAM: FIELDING

FIELDING PERCENTAGE, SERIES
1.000—UCLA, 1988 (six games); Texas A&M, 1988 (three games); Louisiana Tech, 1986 (two games); UCLA, 1982 (five games); Arizona, 1998 (four games); Massachusetts, 1998 (two games); California, 2000 (two games).

PUTOUTS, GAME
75—Texas A&M (1) vs. Cal Poly Pomona (0) (25 inn.), 5-24-84.

PUTOUTS, BOTH TEAMS
148—Texas A&M (1) vs. Cal Poly Pomona (0) (25 inn.), 5-24-84 (75-73).

ASSISTS, GAME
37—Cal Poly Pomona (0) vs. Texas A&M (1) (25 inn.), 5-24-84.

ASSISTS, BOTH TEAMS, GAME
68—Texas A&M (1) vs. Cal Poly Pomona (0) (25 inn.), 5-24-84 (31-37).

ERRORS, GAME
7—Cal Poly Pomona (0) vs. UCLA (9), 5-26-89; Fresno St. (1) vs. UCLA (6), 5-27-88; Iowa (9) vs. Michigan (7) (14 inn.), 5-27-95.

ERRORS, SERIES
14—Cal St. Fullerton, 1983 (five games); Iowa, 1995 (4 games).

ERRORS, BOTH TEAMS, GAME
11—Iowa (9) vs. Michigan (7) (14 inn.), 5-27-95 (7-4).

DOUBLE PLAYS, GAME
3—Nebraska (0) vs. UCLA (3), 5-22-87; Cal St. Fullerton (1) vs. Texas A&M (2) (13 inn.), 5-22-87.

DOUBLE PLAYS, SERIES
4—Cal St. Fullerton, 1987 (four games).

DOUBLE PLAYS, BOTH TEAMS, GAME
4—Nebraska (0) vs. UCLA (3), 5-22-87 (3-1); Cal St. Fullerton (1) vs. Texas A&M (2) (13 inn.), 5-22-87 (1-3); UCLA (2) vs. South Carolina (1) (17 inn.), 5-28-83 (2-2).

Won-Lost Records in Tournament Play

	WCWS Record							Tournament Record			
Team (Years Participated)	**Yrs.**	**Won**	**Lost**	**1st**	**2nd**	**3rd**	**4th**	**Yrs.**	**Won**	**Lost**	**Pct.**
Adelphi (1982-84-85-87-88-90)	3	2	6	0	0	0	0	6	10	13	.435
Alabama (1999-2000-01-02-03)	2	1	4					5	11	10	.524
Arizona (1987-88-89-90-91-92-93-94-95-96-97-98-99-2000-01-02-03)	16	45	20	6	4	4	0	17	95	26	. 785
Arizona St. (1982-84-85-86-87-89-90-91-93-97-98-99-2000-01-02-03)	4	4	8	0	0	2	0	16	29	34	.460
Arkansas (2000-02)								2	2	4	.333
Army (2000-02)								2	1	4	.200
Auburn (2002)								1	0	2	.000
Ball St. (1998)								1	0	2	.000
Bethune-Cookman (2000-01-03)								3	0	6	.000
Boston College (1997-98-2003)								3	3	6	.333
Boston U. (1996-2002-03)								3	2	6	.250

Team (Years Participated)	WCWS Record Yrs.	Won	Lost	1st	2nd	3rd	4th	Tournament Record Yrs.	Won	Lost	Pct.
Bowling Green (1982-88-93)								3	0	6	.000
Brigham Young (2001)								1	0	2	.000
Brown (1997)								1	0	2	.000
California (1982-86-87-88-89-90-91-92-93-94-95-96-97-98-99-2000-01-02-03)	8	15	14	1	1	2	0	19	54	40	.575
UCLA (1982-83-84-85-87-88-89-90-91-92-93-94-96-97-99-2000-01-02-03)#	20	78	23	9	6	2	1	20	135	28	.828
Cal Poly Pomona (1982-83-84-85-86-87-88-89)	4	5	8	0	0	1	1	8	14	17	.452
Cal St. Fullerton (1982-83-84-85-86-87-88-89-90-91-92-93-94-95-96-99-2000-01-02-03)	6	16	10	1	1	3	0	20	52	39	.571
Cal St. Northridge (1992-93-94-95-96-97-98-99-2000-01-03)	2	4	4	0	1	0	0	11	15	24	.385
Campbell (1995)								1	0	2	.000
Canisius (1994-2000-02)								3	2	6	.250
Central Mich. (1983-85-86-87-91-94-96-97-99-2000-01-02)	1	1	2	0	0	0	0	12	12	25	.324
Chattanooga (2000-01-02-03)								4	4	8	.333
Cleveland St. (1997)								1	0	2	.000
Coastal Caro. (1998-2000-01)								3	2	6	.250
Colgate (1999-2003)								2	0	4	.000
Colorado St. (1997-2003)								2	2	4	.333
Connecticut (1989-90-91-92-93-95-96-01)	1	1	2	0	0	0	0	8	11	17	.393
Cornell (1999-2001)								2	0	4	.000
Creighton (1982-86-88-89-90-99-2003)	2	1	4	0	0	0	0	7	8	14	.364
DePaul (1994-95-97-98-99-2000-01-02-03)	2	2	4	0	0	1	0	9	21	18	.539
Drake (1994)								1	0	2	.000
East Caro. (1999)								1	0	2	.000
Eastern Ky. (2002)								1	1	2	.333
Evansville (2002)								1	0	2	.000
Florida (1998-2000-01-03)								4	4	8	.333
Florida A&M (1999)								1	0	2	.000
Florida Atlantic (1999-2000-01-02-03)								5	7	10	.412
Florida Int'l (2003)								1	0	2	.000
Florida St. (1986-87-88-89-90-91-92-93-94-95-96-98-2000-01-02-03)	6	5	12	0	0	2	0	16	34	34	.500
Fresno St. (1982-83-84-85-86-87-88-89-90-91-92-93-94-95-96-97-98-99-2000-01-02-03)	12	30	23	1	4	3	0	22	75	45	.625
Georgia (2002-03)								2	4	4	.500
GC&SU (1994)								1	0	2	.000
Georgia Tech (2002-03)								2	5	4	.556
Harvard (1998-2000)								2	1	4	.200
Hawaii (1994-95-98-99-2001-03)								6	11	12	.478
Hofstra (1993-95-99-2000-01-03)								6	5	12	.294
Illinois (2003)								1	1	2	.333
Ill.-Chicago (1994-95-98-99-2000-01-02)	1	0	2	0	0	0	0	7	9	15	.375
Illinois St. (1988-95-2000-01)								4	6	8	.429
Indiana (1983-85-86-94-96)	2	2	4	0	0	1	0	5	10	11	.476
Iowa (1989-91-93-95-96-97-98-2000-01-02-03)	4	5	8	0	0	2	0	11	28	23	.549
Iowa St. (1988)								1	0	2	.000
Jacksonville St. (1996)								1	0	2	.000
Kansas (1983-85-86-92-93-94-97-99)	1	0	2	0	0	0	0	8	10	16	.385
Kent St. (1990)	1	0	2	0	0	0	0	1	3	2	.600
La.-Lafayette (1990-91-92-93-94-95-96-97-99-2000-01-02-03)	4	5	8	0	0	1	0	13	31	27	.535
La.-Monroe (1997)								1	1	2	.333
Lehigh (2001)								1	1	2	.333
Liberty (2002)								1	0	2	.000
Long Beach St. (1986-87-88-89-90-91-92-93-96-97-98-99-2000-03)	5	5	10	0	0	1	0	14	22	32	.407
Long Island (1999-2003)								2	1	4	.200
LSU (1998-99-2000-01-02-03)	1	2	2	0	0	1	0	6	17	12	.586
Louisiana Tech (1983-84-85-86-87-88-89-95)	3	1	6	0	0	0	0	8	11	17	.393
Maine (1994)								1	0	2	.000
Manhattan (1999)								1	0	2	.000
Maryland (1999)								1	3	2	.600
UMBC (2000-02)								2	1	4	.200
Massachusetts (1986-89-91-92-95-96-97-98-99-2000-01-02-03)	3	2	6	0	0	1	0	13	21	28	.429
McNeese St. (1994)								1	0	2	.000
Michigan (1992-93-95-96-97-98-99-2000-01-02-03)	6	2	12	0	0	0	0	11	29	23	.558
Michigan St. (1997-99-2003)								3	6	6	.500
Middle Tenn. (2000)								1	0	2	.000
Minnesota (1988-91-96-98-99-2002-03)								7	7	14	.333
Mississippi St. (2000-02-03)								3	4	6	.400
Missouri (1982-83-91-94-95-97-99-2003)	3	1	6	0	0	0	0	8	13	18	.419
Nebraska (1982-84-87-88-95-96-97-98-99-2000-01-02-03)#	6	9	13	0	0	2	0	13	40	38	.513
UNLV (1990-91-92-93-94-95-96)	3	3	6	0	0	1	0	7	16	16	.500
New Mexico (1983)								1	1	2	.333
Niagara (1998)								1	0	2	.000
Nicholls St. (1995-96-97)								3	3	6	.333
North Carolina (2001-03)								2	2	4	.333
UNC Greensboro (1997)								1	0	2	.000
Northern Ill. (1988-96)	1	0	2	0	0	0	0	2	4	5	.444
Northern Iowa (1990)								1	0	2	.000
Northwestern (1984-85-86-87-2000-03)	3	3	6	0	0	1	0	6	13	13	.500
Northwestern St. (1998-2000-02)								3	0	6	.000
Notre Dame (1994-95-96-99-2000-01-02-03)								8	12	16	.429
Oakland (2002-03)								2	2	4	.333
Ohio (1995)								1	0	2	.000
Ohio St. (1990-2002)								2	3	4	.429
Oklahoma (1994-95-96-97-98-99-2000-01-02-03)	4	6	6	1	0	0	0	10	33	18	.688

Team (Years Participated)	WCWS Record Yrs.	Won	Lost	1st	2nd	3rd	4th	Tournament Record Yrs.	Won	Lost	Pct.
Oklahoma St. (1982-84-88-89-90-91-92-93-94-95-96-97-98-2003)	6	11	12	0	0	4	1	14	36	28	.563
Oregon (1989-90-94-98-99-2000-03)	1	1	2	0	0	0	0	7	16	15	.516
Oregon St. (1999-2000-01-02-03)								5	13	10	.565
Pacific (Cal.) (1982-83-84-85-98-99-2001-02-03)	1	1	2	0	0	0	0	9	12	19	.387
Penn St. (1983-85-2000-01-02-03)								6	6	12	.333
Princeton (1994-95-96-2002-03)	2	0	4	0	0	0	0	5	7	10	.412
Providence (1994)								1	1	2	.333
Rhode Island (1983)								1	0	2	.000
Rider (1997-2003)								2	0	4	.000
Rutgers (1984-94)								2	0	4	.000
Sacramento St. (1993-95)								2	0	4	.000
San Diego St. (2001-03)								2	4	4	.500
San Jose St. (1990-92)								2	0	4	.000
St. Peter's (2001)								1	0	2	.000
Seton Hall (2001)								1	0	2	.000
South Carolina (1982-83-88-89-94-95-96-97-99-2000-01-02-03)	3	2	6	0	0	0	1	13	26	28	.482
South Fla. (1996-97-98-2001-03)								5	7	10	.412
Southeast Mo. St. (1999)								1	1	2	.333
Southern U. (1999-2003)								2	0	4	.000
Southern Ill. (1991-2003)								2	3	4	.429
Southern Miss. (1999-2000-01)	2	2	4	0	0	1	0	3	10	8	.556
Southwest Mo. St. (1983-96-97-98)								4	2	8	.200
Stanford (1998-99-2000-01-02-03)	1	2	2	0	0	1	0	6	10	13	.435
Tennessee (1999)								1	0	2	.000
Tennessee Tech								1	0	2	.000
Texas-Arlington (2003)							1	2	2	.500	
Texas (1998-99-2000-02-03)	2	2	4	0	0	1	0	5	13	10	.565
Texas A&M (1983-84-85-86-87-88-90-91-94-96-99-2000-02-03)	5	18	8	2	2	0	0	14	39	28	.582
Tex. A&M-Corp. Chris. (2003)								1	0	2	.000
Texas St. (1999-2000-03)								3	5	6	.455
Texas Tech (1999-2001)								2	4	4	.500
Toledo (1989-92)	1	0	2	0	0	0	0	2	3	5	.375
Troy St. (1996)								1	0	2	.000
Utah (1984-85-87-91-92-94-95-97-2000-02)	3	1	6	0	0	0	0	10	14	23	.378
Utah St. (1984-89-92-93)	1	0	2	0	0	0	0	4	2	8	.200
Washington (1994-95-96-97-98-99-2000-01-02-03)	6	13	10	0	2	2	0	10	42	18	.700
Western Ill. (1992-2000-01)								3	0	6	.000
Western Mich. (1982-84-2003)	1	1	2	0	0	0	0	3	4	7	.364
Wichita St. (1989)								1	0	2	.000
Wisconsin (2001-02)								2	2	4	.333
Wright St. (2003)								1	1	2	.333
Wyoming (1982)								1	0	2	.000

#Nebraska's participation in 1985 and UCLA's participation in 1995 vacated by the NCAA Committee on Infractions.

All-Time Results

1982 Northeast Regional: Western Mich. 2 wins, 1 loss; Adelphi 1-2. **Atlantic Regional:** Cal St. Fullerton 2-0; Bowling Green 0-2. **South Regional:** Creighton 2-0; South Carolina 0-2. **Mideast Regional:** Nebraska 2-1; Missouri 1-2. **Midwest Regional:** Oklahoma St. 2-0; Cal Poly Pomona 0-2. **Central Regional:** UCLA 2-0; Wyoming 0-2. **West Regional:** Arizona St. 2-1; California 1-2. **Northwest Regional:** Fresno St. 2-1; Pacific (Cal.) 1-2.
WCWS: Arizona St. 2, Cal St. Fullerton 0 (nine inn.); Nebraska 3, Creighton 2 (eight inn.); UCLA 2, Oklahoma St. 1 (10 inn.); Western Mich. 5, Fresno St. 0; Cal St. Fullerton 4, Creighton 1 (eight inn.); Fresno St. 1, Oklahoma St. 0 (14 inn.); Arizona St. 2, Nebraska 0; UCLA 1, Western Mich. 0; Fresno St. 1, Nebraska 0; Cal St. Fullerton 1, Western Mich. 0 (eight inn.); UCLA 1, Arizona St. 0; UCLA 1, Cal St. Fullerton 0 (10 inn.); Fresno St. 4, Arizona St. 1. **Championship:** UCLA 2, Fresno St. 0 (eight inn.).

1983 West Regional: Cal St. Fullerton 2 wins, 1 loss; New Mexico 1-2. **Mideast Regional:** Indiana 2-1; Cal Poly Pomona 1-2. **South Regional:** South Carolina 2-1; Central Mich. 1-2. **Central Regional:** Texas A&M 2-0; Kansas 0-2. **Midwest Regional:** Missouri 2-1; Southwest Mo. St. 1-2. **Northeast Regional:** UCLA 2-0; Rhode Island 0-2. **Northwest Regional:** Pacific (Cal.) 2-1; Fresno St. 1-2. **Atlantic Regional:** Louisiana Tech 2-0; Penn St. 0-2.
WCWS: Cal St. Fullerton 3, Indiana 2; South Carolina 2, Texas A&M 0; UCLA 1, Missouri 0; Louisiana Tech 2, Pacific (Cal.) 0; Texas A&M 1, Indiana 0; Pacific (Cal.) 1, Missouri 0 (12 inn.); Cal St. Fullerton 2, South Carolina 0; UCLA 8, Louisiana Tech 0; South Carolina 2, Pacific (Cal.) 1; Texas A&M 2, Louisiana Tech 0; Cal St. Fullerton 6, UCLA 1; UCLA 2, South Carolina 1 (17 inn.); Texas A&M 1, Cal St. Fullerton 0; Texas A&M 1, UCLA 0 (14 inn.). **Championship:** Texas A&M 2, Cal St. Fullerton 0 (12 inn.).

1984 West Regional: UCLA 1, Arizona St. 0; UCLA 3, Arizona St. 0. **South Regional:** Cal Poly Pomona 1, Louisiana Tech 0 (nine inn.); Cal Poly Pomona 12, Louisiana Tech 0. **At-Large Regional:** Cal St. Fullerton 5, Texas A&M 1; Texas A&M 2, Cal St. Fullerton 1 (eight inn.); Texas A&M 5, Cal St. Fullerton 3. **Mideast Regional:** Northwestern 1, Western Mich. 0; Western Mich. 2, Northwestern 1; Northwestern 3, Western Mich. 1. **Northeast Regional:** Adelphi 2, Rutgers 0; Adelphi 1, Rutgers 0 (14 inn.). **Midwest Regional:** Nebraska 3, Oklahoma St. 2 (18 inn.); Nebraska 2, Oklahoma St. 1 (14 inn.). **Central Regional:** Utah St. 6, Utah 2; Utah St. 4, Utah 3 (eight inn.). **Northwest Regional:** Fresno St. 1, Pacific (Cal.) 0; Fresno St. 3, Pacific (Cal.) 1.
WCWS: UCLA 6, Utah St. 0; Northwestern 1, Adelphi 0; Texas A&M 1, Cal Poly Pomona 0 (25 inn.); Nebraska 2, Fresno St. 0; Adelphi 1, Utah St. 0; Fresno St. 1, Cal Poly Pomona 0 (12 inn.); UCLA 1, Northwestern 0 (nine inn.); Texas A&M 5, Nebraska 2; Northwestern 3, Fresno St. 0 (eight inn.); Nebraska 2, Adelphi 1; Texas A&M 2, UCLA 0 (eight inn.); UCLA 1, Nebraska 0 (eight inn.); Texas A&M 1, Northwestern 0 (13 inn.); UCLA 1, Texas A&M 0. **Championship:** UCLA 1, Texas A&M 0 (13 inn.).

1985 West Regional: Cal St. Fullerton 5, Central Mich. 0; Cal St. Fullerton 5, Central Mich. 0. **Northeast Regional:** Adelphi 2, Penn St. 0; Adelphi 2, Penn St. 0. **Central Regional:** Arizona St. 2, Utah 1 (eight inn.); Utah 3, Arizona St. 2 (eight inn.); Utah 2, Arizona St. 1 (eight inn.). **At-Large Regional:** Pacific (Cal.) 3, UCLA 1; UCLA 3, Pacific (Cal.) 0; UCLA 2, Pacific (Cal.) 0. **Mideast Regional:** Northwestern 3, Indiana 2; Northwestern 6, Indiana 0. **Northwest Regional:** Cal Poly Pomona 4, Fresno St. 0; Fresno St. 1, Cal Poly Pomona 0; Cal Poly Pomona 1, Fresno St. 0. **South Regional:** Texas A&M 3, Louisiana Tech 0; Louisiana Tech 5, Texas A&M 1; Louisiana Tech 1, Texas A&M 0. **Midwest Regional:** Kansas 4, †Nebraska 1 (nine inn.); †Nebraska 6, Kansas 1; †Nebraska 2, Kansas 0.
WCWS: Cal St. Fullerton 1, Adelphi 0 (eight inn.); UCLA 1, Utah 0; Cal Poly Pomona 6, Northwestern 3; †Nebraska 6, Louisiana Tech 0; Adelphi 1, Utah 0; Northwestern 1, Louisiana Tech 0 (eight inn.); Cal St. Fullerton 2, UCLA 0; †Nebraska 2, Cal Poly Pomona 0; UCLA 1, Northwestern 0; Cal Poly Pomona 1, Adelphi 0; †Nebraska 5, Cal St. Fullerton 1; Cal St. Fullerton 2, Cal Poly Pomona 1; UCLA 3, †Nebraska 0; UCLA 1, Cal St. Fullerton 0. **Championship:** UCLA 2, †Nebraska 1 (nine inn.).

†Nebraska's participation vacated.

1986 West Regional: Cal St. Fullerton 2, Cal Poly Pomona 0; Cal St. Fullerton 1, Cal Poly Pomona 0. **Northeast Regional:** Northwestern 3, Massachusetts 0; Northwestern 6, Massachusetts 0. **Central Regional:** Texas A&M 1, Kansas 0; Texas A&M 1, Kansas 0 (10 inn.). **Mideast Regional:** Indiana 2, Central Mich. 0; Indiana 5, Central Mich. 0. **Northwest Regional:** Long Beach St. 4, Fresno St. 1 (12 inn.); Long Beach St. 2, Fresno St. 1. **South Regional:** Louisiana Tech 4, Florida St. 0; Louisiana Tech 1, Florida St. 0. **At-Large Regional:** California 8, Arizona St. 0; Arizona St. 3, California 0; California 1, Arizona St. 0.
WCWS: California 2, Northwestern 0; Cal St. Fullerton 1, Long Beach St. 0 (nine inn.); Texas A&M 1, Creighton 0 (10 inn.); Indiana 1, Louisiana Tech 0 (10 inn.); Long Beach St. 1, Northwestern 0 (10 inn.); Creighton 4, Louisiana Tech 3 (13 inn.); Cal St. Fullerton 3, California 0; Texas A&M 6, Indiana 0; California 1, Creighton 0 (eight inn.); Indiana 2, Long Beach St. 0 (10 inn.); Cal St. Fullerton 3, Texas A&M 0; Texas A&M 1, California 0 (10 inn.); Cal St. Fullerton 3, Indiana 1 (eight inn.). **Championship:** Cal St. Fullerton 3, Texas A&M 0.

1987 At-Large Regional: Arizona St. 5, Arizona 3; Arizona St. 5, Arizona 0. **Northwest Regional:** UCLA 1, Long Beach St. 0; UCLA 2, Long Beach St. 0. **Northeast Regional:** Fresno St. 3, California 0; Fresno St. 5, California 2. **Midwest Regional:** Nebraska 6, Utah 0; Nebraska 3, Utah 2 (nine inn.). **West Regional:** Cal St. Fullerton 2, Cal Poly Pomona 0; Cal St. Fullerton 3, Cal Poly Pomona 1. **South Regional:** Florida St. 1, Adelphi 0 (nine inn.); Florida St. 3, Adelphi 1 (13 inn.). **Central Regional:** Texas A&M 4, Louisiana Tech 0; Texas A&M 2, Louisiana Tech 1. **Mideast Regional:** Northwestern 2, Central Mich. 0; Central Mich. 7, Northwestern 0; Central Mich. 5, Northwestern 4 (11 inn.).
WCWS: UCLA 1, Arizona St. 0; Nebraska 1, Fresno St. 0; Cal St. Fullerton 3, Florida St. 0; Texas A&M 3, Central Mich. 0; Fresno St. 3, Arizona St. 0; Central Mich. 1, Florida St. 0; UCLA 3, Nebraska 0; Texas A&M 2, Cal St. Fullerton 1; Nebraska 2, Central Mich. 1; Cal St. Fullerton 2, Fresno St. 1; UCLA 1, Texas A&M 0; Texas A&M 4, Nebraska 0; UCLA 1, Cal St. Fullerton 0; Texas A&M 1, UCLA 0. **Championship:** Texas A&M 4, UCLA 1.

1988 Northwest Regional: UCLA 3, Cal St. Fullerton 0; UCLA 2, Cal St. Fullerton 0. **Midwest Regional:** Northern Ill. 4, Bowling Green 3; Illinois St. 2, Bowling Green 1 (10 inn.); Illinois St. 1, Northern Ill. 0; Northern Ill. 3, Illinois St. 1; Northern Ill. 2, Illinois St. 0. **At-Large Regional:** California 3, Fresno St. 0 (eight inn.); Fresno St. 3, California 0; Fresno St. 5, California 2. **South Regional:** Texas A&M 1, Florida St. 0; Louisiana Tech 6, Florida St. 1; Texas A&M 2, Louisiana Tech 0; Louisiana Tech 4, Texas A&M 0; Texas A&M 1, Louisiana Tech 0 (eight inn.). **Northeast Regional:** Adelphi 6, Oklahoma St. 2; Oklahoma St. 5, Adelphi 0; Adelphi 1, Oklahoma St. 0 (10 inn.). **Mideast Regional:** South Carolina 1, Minnesota 0; Arizona 5, Minnesota 0; South Carolina 1, Arizona 0; Arizona 1, South Carolina 0; Arizona 4, South Carolina 3. **West Regional:** Cal Poly Pomona 2, Long Beach St. 0; Cal Poly Pomona 2, Long Beach St. 1. **Central Regional:** Creighton 3, Iowa St. 2; Nebraska 5, Iowa St. 2; Creighton 3, Nebraska 2; Nebraska 7, Creighton 2; Nebraska 4, Creighton 1.
WCWS: UCLA 1, Northern Ill. 0; Fresno St. 3, Texas A&M 0; Arizona 1, Adelphi 0; Cal Poly Pomona 3, Nebraska 0; Texas A&M 3, Northern Ill. 0; Nebraska 5, Adelphi 1; UCLA 6, Fresno St. 1; Arizona 4, Cal Poly Pomona 1; Fresno St. 1, Nebraska 0 (nine inn.); Cal Poly Pomona 1, Texas A&M 0; UCLA 5, Arizona 0; Fresno St. 4, Arizona 0; UCLA 4, Cal Poly Pomona 1; Fresno St. 2, UCLA 1. **Championship:** UCLA 3, Fresno St. 0.

1989 No. 1 Regional: UCLA 5, Long Beach St. 1; UCLA 3, Long Beach St. 0. **No. 2 Regional:** Oklahoma St. 2, Wichita St. 0; Oklahoma St. 3, Wichita St. 1. **No. 3 Regional:** Fresno St. 1, California 0 (10 inn.); Fresno St. 6, California 0. **No. 4 Regional:** Cal Poly Pomona 1, Cal St. Fullerton 0 (10 inn.); Cal Poly Pomona 4, Cal St. Fullerton 1. **No. 5 Regional:** Connecticut 1, Massachusetts 0; Oregon 2, Massachusetts 0; Connecticut 2, Oregon 1; Oregon 3, Connecticut 2 (10 inn.); Oregon 6, Connecticut 0. **No. 6 Regional:** Arizona St. 2, Utah St. 0; Arizona 8, Utah St. 3; Arizona 3, Arizona St. 2 (eight inn.); Arizona 4, Arizona St. 0. **No. 7 Regional:** Creighton 6, Toledo 0; Toledo 1, Iowa 0; Creighton 6, Iowa 1; Toledo 8, Creighton 2; Toledo 3, Creighton 1. **No. 8 Regional:** South Carolina 2, Florida St. 1 (10 inn.); Louisiana Tech 3, Florida St. 1; South Carolina 3, Louisiana Tech 1; Louisiana Tech 1, South Carolina 0 (nine inn.); South Carolina 8, Louisiana Tech 2.
WCWS: UCLA 3, South Carolina 0; Cal Poly Pomona 1, Oregon 0; Arizona 12, Fresno St. 0; Oklahoma St. 3, Toledo 1; Oregon 1, South Carolina 0; Fresno St. 3, Toledo 0; UCLA 9, Cal Poly Pomona 0; Oklahoma St. 4, Arizona 0 (eight inn.); Fresno St. 5, Cal Poly Pomona 1; Arizona 4, Oregon 0; UCLA 2, Oklahoma St. 1; Fresno St. 7, Oklahoma St. 0; UCLA 3, Arizona 0. **Championship:** UCLA 1, Fresno St. 0.

1990 No. 1 Regional: UCLA 2, Northern Iowa 0; UCLA 4, Northern Iowa 0. **No. 2 Regional:** Fresno St. 11, Creighton 1 (six inn.); Fresno St. 2, Creighton 1. **No. 3 Regional:** Arizona St. 1, Arizona 0; Arizona 1, Arizona St. 0; Arizona 9, Arizona St. 5. **No. 4 Regional:** Cal St. Fullerton 3, Long Beach St. 2 (eight inn.); Long Beach St. 4, Cal St. Fullerton 0; Long Beach St. 2, Cal St. Fullerton 1 (16 inn.). **No. 5 Regional:** UNLV 2, San Jose St. 1; California 2, San Jose St. 1; UNLV 1, California 0; California 1, UNLV 0; UNLV 1, California 0. **No. 6 Regional:** Adelphi 1, Connecticut 0 (20 inn.); Oklahoma St. 5, Connecticut 0; Oklahoma St. 1, Adelphi 0; Oklahoma St. 3, Adelphi 0. **No. 7 Regional:** Florida St. 5, Texas A&M 0; La.-Lafayette 1, Texas A&M 0; Florida St. 4, La.-Lafayette 3; Florida St. 2, La.-Lafayette 1 (10 inn.). **No. 8 Regional:** Kent St. 4, Ohio St. 0; Ohio St. 2, Oregon 0; Kent St. 3, Oregon 0; Kent St. 5, Ohio St. 3.
WCWS: UCLA 4, Kent St. 0; Long Beach St. 2, UNLV 0; Oklahoma St. 3, Arizona 0; Florida St. 1, Fresno St. 0; UNLV 5, Kent St. 2; Fresno St. 1, Arizona 0; UCLA 6, Long Beach St. 0; Oklahoma St. 4, Florida 1; Fresno St. 2, Long Beach St. 0; Florida St. 4, UNLV 1; UCLA 2, Oklahoma St. 1; Fresno St. 1, Oklahoma St. 0 (10 inn.); UCLA 3, Florida St. 0; Fresno St. 1, UCLA 0. **Championship:** UCLA 2, Fresno St. 0.

1991 No. 1 Regional: Florida St. 1, La.-Lafayette 0; Oklahoma St. 3, La.-Lafayette 2; Florida St. 2, Oklahoma St. 0; Florida St. 4, Oklahoma St. 3. **No. 2 Regional:** UCLA 4, Central Mich. 0; UCLA 5, Central Mich. 0. **No. 3 Regional:** Massachusetts 3, Connecticut 1; UNLV 3, Connecticut 0; UNLV 4, Massachusetts 0; UNLV 5, Massachusetts 0. **No. 4 Regional:** Arizona 4, Arizona St. 2; Arizona 4, Arizona St. 0. **No. 5 Regional:** Cal St. Fullerton 3, Long Beach St. 2 (10 inn.); Long Beach St. 2, Cal St. Fullerton 1; Long Beach St. 5, Cal St. Fullerton 1. **No. 6 Regional:** Missouri 2, Southern Ill. 0; Iowa 2, Southern Ill. 0; Missouri 2, Iowa 0; Missouri 4, Iowa 0. **No. 7 Regional:** Fresno St. 2, California 0; Fresno St. 8, California 1. **No. 8 Regional:** Utah 1, Minnesota 0; Minnesota 3, Texas A&M 0; Texas A&M 1, Utah 0; Utah 2, Minnesota 0; Utah 3, Texas A&M 0.
WCWS: UCLA 1, Florida St. 0; Arizona 1, UNLV 0 (13 inn.); Long Beach St. 1, Missouri 0; Fresno St. 2, Utah 0; Florida St. 3, UNLV 1; Missouri 2, Utah 0 (nine inn.); Arizona 1, UCLA 0 (nine inn.); Long Beach St. 3, Fresno St. 0; UCLA 5, Missouri 0; Fresno St. 3, Florida St. 0; Arizona 1, Long Beach St. 0 (eight inn.); UCLA 1, Long Beach St. 0 (11 inn.); Fresno St. 1, Arizona 0 (eight inn.); UCLA 5, Fresno St. 1 (13 inn.). **Championship:** Arizona 5, UCLA 1.

1992 No. 1 Regional: UCLA 1, Utah 0; UCLA 7, Utah 2 (10 inn.). **No. 2 Regional:** Arizona 1, Michigan 0; Arizona 8, Michigan 0. **No. 3 Regional:** Fresno St. 3, Cal St. Northridge 0; Fresno St. 6, Cal St. Northridge 0. **No. 4 Regional:** California 1, San Jose St. 0; California 6, San Jose St. 1. **No. 5 Regional:** Long Beach St. 2, Toledo 0; Cal St. Fullerton 1, Toledo 0; Cal St. Fullerton 3, Long Beach St. 2 (11 inn.); Long Beach St. 2, Cal St. Fullerton 1; Long Beach St. 4, Cal St. Fullerton 0. **No. 6 Regional:** Kansas 4, Western Ill. 0; Oklahoma St. 2, Western Ill. 0; Kansas 1, Oklahoma St. 0 (eight inn.); Kansas 4, Oklahoma St. 0. **No. 7 Regional:** Connecticut 5, Massachusetts 1; Massachusetts 1, Utah St. 0; Connecticut 1, Utah St. 0 (eight inn.); Massachusetts 10, Connecticut 0 (five inn.); Massachusetts 3, Connecticut 0. **No. 8 Regional:** Florida St. 1, La.-Lafayette 0 (10 inn.); La.-Lafayette 1, UNLV 0; Florida St. 4, UNLV 0; Florida St. 1, La.-Lafayette 0.
WCWS: UCLA 4, Massachusetts 0; California 3, Florida St. 0; Fresno St. 4, Kansas 1 (eight inn.); Long Beach St. 1, Arizona 0; Massachusetts 4, Florida St. 2; Arizona 1, Kansas 0 (17 inn.); UCLA 10, California 0 (five inn.); Fresno St. 4, Long Beach St. 0; Arizona 2, California 1; Massachusetts 2, Long Beach St. 1 (10 inn.); UCLA 4, Fresno St. 0; Arizona 1, Fresno St. 0; UCLA 11, Massachusetts 1 (five inn.). **Championship:** UCLA 2, Arizona 0.

1993 No. 1 Regional: UCLA 2, Cal St. Fullerton 1 (nine inn.); UCLA 1, Cal St. Fullerton 0. **No. 2 Regional:** Cal St. Northridge 2, Fresno St. 1; Fresno St. 2, Cal St. Northridge 0; Cal St. Northridge 2, Fresno St. 0. **No. 3 Regional:** Arizona 1, Arizona St. 0; Arizona 7, Arizona St. 2. **No. 4 Regional:** Oklahoma St. 4, Utah St. 0; Oklahoma St. 4, Utah St. 2. **No. 5 Regional:** Kansas 1, Florida St. 0 (10 inn.); Kansas 3, Iowa 1; Florida St. 5, Iowa 3 (15 inn.); Florida St. 5, Kansas 0 (eight inn.); Florida St. 2, Kansas 1. **No. 6 Regional:** UNLV 2, Connecticut 1; Connecticut 2, Hofstra 1; UNLV 6, Hofstra 0; Connecticut 2, UNLV 0; Connecticut 2, UNLV 0. **No. 7 Regional:** Long Beach St. 1, Sacramento St. 0; California 1, Sacramento St. 0 (nine inn.); Long Beach St. 5, California 2; California 1, Long Beach St. 0; Long Beach St. 2, California 1. **No. 8 Regional:** La.-Lafayette 7, Bowling Green 3; Michigan 8, Bowling Green 2; La.-Lafayette 6, Michigan 5; La.-Lafayette 2, Michigan 1.
WCWS: UCLA 3, Connecticut 0; Oklahoma St. 5, Florida St. 2; Arizona 6, Long Beach St. 0; La.-Lafayette 4, Cal St. Northridge 2; Connecticut 2, Florida St. 1 (eight inn.); Cal St. Northridge 4, Long Beach St. 2; Oklahoma St. 1, UCLA 0 (13 inn.); Arizona 2, La.-Lafayette 1 (10 inn.); UCLA 2, Cal St. Northridge 0; La.-Lafayette 1, Connecticut 0; Arizona 1, Oklahoma St. 0 (nine inn.); UCLA 5, Oklahoma St. 0; La.-Lafayette 1, Arizona 0; UCLA 1, La.-Lafayette 0. **Championship:** Arizona 1, UCLA 0.

1994 No. 1 Regional: Ill.-Chicago 5, DePaul 4 (eight inn.); Notre Dame 3, Indiana 0 (eight inn.); Ill.-Chicago 1, Notre Dame 0 (12 inn.); Indiana 6, DePaul 4; Indiana 8, Notre Dame 0 (five inn.); Indiana 4, Ill.-Chicago 2; Ill.-Chicago 7, Indiana 3. **No. 2 Regional:** UNLV 2, South Carolina 1 (eight inn.); UCLA 2, Georgia C&SU 1; UNLV 1, UCLA 0 (nine inn.); South Carolina 6, Georgia C&SU 1; UCLA 3, South Carolina 1; UCLA 2, UNLV 1 (eight inn.); UCLA 3, UNLV 2. **No. 3 Regional:** Oregon 3, California 2; Fresno St. 3, Central Mich. 0; Fresno St. 1, Oregon 0; California 8, Central Mich. 0 (six inn.); Oregon 2, California 1 (20 inn.); Fresno St. 5, Oregon 0. **No. 4 Regional:** Utah 1, Princeton 0 (10 inn.); La.-Lafayette 3, McNeese St. 0; La.-Lafayette 1, Utah 0 (nine inn.); Princeton 2, McNeese St. 0; Utah 2, Princeton 1; Utah 3, La.-Lafayette 2 (eight inn.); Utah 2, La.-Lafayette 0. **No. 5 Regional:** Missouri 1, Kansas 0; Hawaii 1, Drake 0; Hawaii 2, Missouri 1; Kansas 3, Drake 0; Missouri 1, Kansas 0; Missouri 3, Hawaii 1 (13 inn.); Missouri 2, Hawaii 1 (eight inn.). **No. 6 Regional:** Cal St. Fullerton 2, Washington 1; Cal St. Northridge 8, Maine 0 (five inn.); Cal St. Northridge 9, Cal St. Fullerton 0 (five inn.); Washington 10, Maine 0 (six inn.); Cal St. Fullerton 4, Washington 0; Cal St. Fullerton 2, Cal St. Northridge 0; Cal St. Northridge 4, Cal St. Fullerton 0. **No. 7 Regional:** Oklahoma 3, Florida St. 1; Oklahoma St. 1, Providence 0; Oklahoma St. 4, Oklahoma 3; Providence 4, Florida St. 0; Oklahoma 4, Providence 1; Oklahoma St. 2, Oklahoma 1. **No. 8 Regional:** Texas A&M 6, Rutgers 2; Arizona 7, Canisius 0; Arizona 5, Texas A&M 0; Canisius 4, Rutgers 3 (nine inn.); Texas A&M 9, Canisius 0; Arizona 6, Texas A&M 0.
WCWS: Arizona 8, Ill.-Chicago 0 (five inn.); Fresno St. 1, UCLA 0; Utah 2, Oklahoma St. 0 (eight inn.); Cal St. Northridge 5, Missouri 3; Arizona 3, Fresno St. 0; Cal St. Northridge 5, Utah 1; UCLA 9, Ill.-Chicago 0 (five inn.); Oklahoma St. 7, Missouri 3; UCLA 11, Utah 1; Oklahoma St. 2, Fresno St. 0; Arizona 5, UCLA 2; Oklahoma St. 3, Cal St. Northridge 2 (15 inn.); Cal St. Northridge 4, Oklahoma St. 2. **Championship:** Arizona 4, Cal St. Northridge 0.

1995 No. 1 Regional: Notre Dame 5, Ill.-Chicago 2; Michigan 6, DePaul 0; Michigan 2, Notre Dame 0; Ill.-Chicago 10, DePaul 0 (six inn.); Notre Dame 8, Ill.-

Chicago 5 (nine inn.); Michigan 15, Notre Dame 6 (five inn.). **No. 2 Regional:** Connecticut 3, Massachusetts 0; Princeton 9, Hofstra 5; Princeton 10, Connecticut 0 (six inn.); Hofstra 3, Massachusetts 0; Connecticut 3, Hofstra 2 (eight inn.); Princeton 6, Connecticut 2. **No. 3 Regional:** Nebraska 5, Florida St. 1; Arizona 8, Ohio 0 (five inn.); Arizona 9, Nebraska 1 (six inn.); Florida St. 2, Ohio 0; Florida St. 6, Nebraska 2; Arizona 15, Florida St. 0 (five inn.). **No. 4 Regional:** Cal St. Fullerton 9, Illinois St. 1 (six inn.); Cal St. Northridge 2, Missouri 1; Cal St. Fullerton 1, Cal St. Northridge 0; Illinois St. 5, Missouri 1; Cal St. Northridge 11, Illinois St. 4; Cal St. Fullerton 2, Cal St. Northridge 1 (eight inn.). **No. 5 Regional:** Washington 1, Louisiana Tech 0; La.-Lafayette 5, Nicholls St. 1; La.-Lafayette 7, Washington 6; Nicholls St. 4, Louisiana Tech 1; Washington 7, Nicholls St. 2; La.-Lafayette 3, Washington 1. **No. 6 Regional:** Iowa 3, Sacramento St. 0; Fresno St. 2, California 1; Iowa 1, Fresno St. 0; California 2, Sacramento St. 1; Fresno St. 2, California 0; Fresno St. 1, Iowa 0; Iowa 2, Fresno St. 1 (nine inn.). **No. 7 Regional:** Oklahoma St. 3, Utah 0; UNLV 10, Oklahoma 2 (six inn.); UNLV 5, Oklahoma St. 0; Oklahoma 7, Utah 1; Oklahoma 2, Oklahoma St. 0; Oklahoma 2, UNLV 1; UNLV 2, Oklahoma 0. **No. 8 Regional:** Hawaii 3, South Carolina 2; †UCLA 8, Campbell 0 (five inn.); †UCLA 9, Hawaii 0 (six inn.); South Carolina 4, Campbell 1; Hawaii 2, South Carolina 0; †UCLA 4, Hawaii 3.

WCWS: Arizona 9, Princeton 1 (five inn.); Cal St. Fullerton 1, UNLV 0; La.-Lafayette 5, Michigan 0; †UCLA 2, Iowa 1; Arizona 11, Cal St. Fullerton 0 (five inn.); †UCLA 3, La.-Lafayette 0; UNLV 2, Princeton 1; Iowa 9, Michigan 7 (14 inn.); UNLV 5, La.-Lafayette 1; Iowa 6, Cal St. Fullerton 5 (nine inn.); Arizona 8, UNLV 0 (six inn.); †UCLA 5, Iowa 0. **Championship:** †UCLA 4, Arizona 2.

†UCLA's participation vacated.

1996 No. 1 Regional: Arizona 8, Troy St. 0 (five inn.); Florida St. 3, South Fla. 1; Arizona 9, Florida St. 6; South Fla. 6, Troy St. 5 (eight inn.); Florida St. 6, South Fla. 0; Arizona 10, Florida St. 3. **No. 2 Regional:** South Carolina 3, Notre Dame 0; Michigan 3, Central Mich. 1; Michigan 1, South Carolina 0; Central Mich. 9, Notre Dame 3; South Carolina 6, Central Mich. 0; Michigan 10, South Carolina 1. **No. 3 Regional:** Iowa 8, UNLV 0 (five inn.); Oklahoma 8, Northern Ill. 0 (five inn.); Iowa 1, Oklahoma 0; Northern Ill. 3, UNLV 1; Oklahoma 3, Northern Ill. 0; Iowa 7, Oklahoma 2. **No. 4 Regional:** La.-Lafayette 1, Nicholls St. 0; Nebraska 5, Minnesota 0; La.-Lafayette 9, Nebraska 4 (eight inn.); Nicholls St. 2, Minnesota 1; Nicholls St. 2, Nebraska 0; La.-Lafayette 2, Nicholls St. 1. **No. 5 Regional:** Fresno St. 5, Texas A&M 2; California 4, Long Beach St. 1; California 1, Fresno St. 0; Long Beach St. 4, Texas A&M 1; Fresno St. 3, Long Beach St. 2 (eight inn.); California 2, Fresno St. 1 (nine inn.). **No. 6 Regional:** Princeton 1, Boston U. 0; Massachusetts 1, Connecticut 0; Princeton 4, Massachusetts 0; Boston U. 5, Connecticut 0; Boston U. 1, Massachusetts 0; Princeton 3, Boston U. 1. **No. 7 Regional:** Cal St. Northridge 5, Southwest Mo. St. 0; Cal St. Fullerton 5, UCLA 1; Cal St. Fullerton 11, Cal St. Northridge 0 (five inn.); UCLA 8, Southwest Mo. St. 2; UCLA 7, Cal St. Northridge 5; UCLA 14, Cal St. Fullerton 1 (five inn.); UCLA 7, Cal St. Fullerton 2. **No. 8 Regional:** Oklahoma St. 2, Indiana 1; Washington 2, Jacksonville St. 0; Washington 9, Oklahoma St. 3; Indiana 8, Jacksonville St. 0 (six inn.); Oklahoma St. 3, Indiana 0; Washington 9, Oklahoma St. 1 (five inn.).

WCWS: Washington 7, Princeton 1; California 2, La.-Lafayette 0; UCLA 2, Michigan 0; Arizona 5, Iowa 2; Washington 9, California 7; Arizona 4, UCLA 0; La.-Lafayette 7, Princeton 0; Iowa 3, Michigan 2; UCLA 3, La.-Lafayette 2; Iowa 1, California 0; Washington 8, UCLA 2; Arizona 10, Iowa 2 (six inn.). **Championship:** Arizona 6, Washington 4.

1997 No. 1 Regional: Nebraska 10, Arizona St. 1 (six inn.); Arizona 11, Rider 2 (six inn.); Arizona 2, Nebraska 0; Arizona St. 12, Rider 0 (six inn.); Nebraska 2, Arizona St. 1; Arizona 5, Nebraska 1. **No. 2 Regional:** Kansas 3, South Fla. 2; South Carolina 5, N.C.-Greensboro 0; South Carolina 1, Kansas 0; South Fla. 2, UNC Greensboro 0 (nine inn.); Kansas 3, South Fla. 1; South Carolina 1, Kansas 0. **No. 3 Regional:** Utah 3, Missouri 1; Iowa 2, DePaul 1; Iowa 3, Utah 1; DePaul 1, Missouri 0; DePaul 2, Utah 0; Iowa 6, DePaul 2. **No. 4 Regional:** Long Beach St. 3, Cal St. Northridge 0; Fresno St. 7, California 0; Fresno St. 5, Long Beach St. 2 (10 inn.); California 3, Cal St. Northridge 2 (nine inn.); California 3, Long Beach St. 1; Fresno St. 9, California 3. **No. 5 Regional:** La.-Lafayette 2, La.-Monroe 1; UCLA 3, Nicholls St. 0; La.-Lafayette 4, UCLA 1; La.-Monroe 1, Nicholls St. 0; UCLA 3, La.-Monroe 0; UCLA 9, La.-Lafayette 0 (five inn.); UCLA 3, La.-Lafayette 0. **No. 6 Regional:** Central Mich. 1, Michigan St. 0; Michigan 1, Cleveland St. 0; Michigan 3, Central Mich. 0; Michigan St. 6, Cleveland St. 0; Central Mich. 6, Michigan St. 4; Central Mich. 3, Michigan 1 (eight inn.); Michigan 4, Central Mich. 0. **No. 7 Regional:** Oklahoma St. 2, Oklahoma 0; Washington 8, Southwest Mo. St. 0 (five inn.); Washington 5, Oklahoma St. 2; Oklahoma 7, Southwest Mo. St. 2; Oklahoma St. 5, Oklahoma 3; Washington 10, Oklahoma St. 9. **No. 8 Regional:** Massachusetts 2, Boston College 0; Colorado St. 10, Brown 0 (five inn.); Colorado St. 2, Massachusetts 0; Boston College 6, Brown 2; Massachusetts 4, Boston College 1; Massachusetts 3, Colorado St. 1; Massachusetts 3, Colorado St. 2 (eight inn.).

WCWS: Arizona 2, Massachusetts 1 (eight inn.); UCLA 2, Fresno St. 0 (eight inn.); Iowa 3, Michigan 2; Washington 6, South Carolina 0; Arizona 2, UCLA 0 (14 inn.); Washington 5, Iowa 1; Fresno St. 2, Massachusetts 1; Michigan 1, South Carolina 0; Fresno St. 7, Iowa 6; UCLA 7, Michigan 3; Fresno St. 3, Arizona 0; UCLA 4, Washington 3; Arizona 6, Fresno St. 3; UCLA 1, Washington 0. **Championship:** Arizona 10, UCLA 2 (five inn.).

1998 No. 1 Regional: Pacific (Cal.) 6, Hawaii 0; Arizona 14, Niagara 0 (five inn.); Arizona 10, Pacific (Cal.) 0 (five inn.); Hawaii 5, Niagara 1; Pacific (Cal.) 4, Hawaii 2; Arizona 7, Pacific (Cal.) 0. **No. 2 Regional:** Iowa 5, Oregon 2; Nebraska 7, Coastal Caro. 0; Nebraska 1, Iowa 0; Oregon 11, Coastal Caro. 3; Oregon 10, Iowa 9; Nebraska 9, Oregon 7. **No. 3 Regional:** DePaul 1, Ill.-Chicago 0; Michigan 12, Ball St. 1 (five inn.); Michigan 3, DePaul 1; Ill.-Chicago 6, Ball St. 1; DePaul 4, Ill.-Chicago 0 (13 inn.); Michigan 3, DePaul 0. **No. 4 Regional:** LSU 2, Long Beach St. 0; Washington 2, Northwestern St. 0; Washington 9, LSU 0 (five inn.); Long Beach St. 9, Northwestern St. 1 (five inn.); LSU 5, Long Beach St. 4; Washington 6, LSU 0. **No. 5 Regional:** Massachusetts 3, Boston College 2; Oklahoma 8, Harvard 0 (six inn.); Massachusetts 1, Oklahoma 0; Harvard 11, Boston College 2; Oklahoma 3, Harvard 0; Massachusetts 3, Oklahoma 1. **No. 6 Regional:** South Fla. 1, Florida 0; Texas 6, Arizona St. 0; Texas 1, South Fla. 0 (eight inn.); Arizona St. 1, Florida 0 (eight inn.); South Fla. 1, Arizona St. 0; Texas 4, South Fla. 2. **No. 7 Regional:** Fresno St. 6, Minnesota 0; California 3, Cal St. Northridge 1; Fresno St. 6, California 3; Minnesota 4, Cal St. Northridge 0; Minnesota 3, California 2; Fresno St. 2, Minnesota 1. **No. 8 Regional:** Oklahoma St. 4, Florida St. 0; Southwest Mo. St. 5, Stanford 2; Oklahoma St. 4, Southwest Mo. St. 0; Stanford 1, Florida St. 0 (nine inn.); Stanford 3, Southwest Mo. St. 0; Oklahoma St. 4, Stanford 0.

WCWS: Arizona 1, Oklahoma St. 0; Washington 1, Massachusetts 0; Michigan 7, Texas 2; Fresno St. 6, Nebraska 1; Arizona 8, Washington 0 (five inn.); Fresno St. 8, Michigan 0 (five inn.); Oklahoma St. 6, Massachusetts 0; Nebraska 2, Texas 1; Oklahoma St. 3, Michigan 1; Washington 3, Nebraska 1; Arizona 5, Oklahoma St. 0; Washington 3, Fresno St. 1; Fresno St. 6, Washington 1. **Championship:** Fresno St. 1, Arizona 0.

1999 No. 1 Regional: Cal St. Northridge 7, Missouri 3; UCLA 7, Alabama 0; Minnesota 2, Creighton 0; Missouri 1, Alabama 0; UCLA 14, Creighton 0; Minnesota 2, Cal St. Northridge 1; UCLA 5, Minnesota 0; Missouri 3, Cal St. Northridge 1; Missouri 3, Minnesota 0; UCLA 12, Missouri 5. **No. 2 Regional:** Maryland 5, Texas St. 0; Kansas 5, Southeast Mo. St. 1; Arizona 9, East Caro. 1 (five inn.); Southeast Mo. St. 2, East Caro. 1; Arizona 8, Texas St. 0; Maryland 1, Kansas 0; Maryland 7, Arizona 3; Kansas 3, Southeast Mo. St. 1 (11 inn.); Arizona 6, Kansas 1; Arizona 10, Maryland 1, (five inn.); Arizona 8, Maryland 0, (five inn.). **No. 3 Regional:** Washington 8, Colgate 0 (six inn.); Texas A&M 4, Hawaii 3; Cal St. Fullerton 12, Tennessee 1 (five inn.); Hawaii 7, Colgate 2; Washington 12, Tennessee 1 (five inn.); Cal St. Fullerton 2, Texas A&M 1; Washington 1, Cal St. Fullerton 0 (nine inn.); Hawaii 8, Texas A&M 3; Hawaii 4, Cal St. Fullerton 3 (11 inn.); Washington 3, Hawaii 0. **No. 4 Regional:** Fresno St. 5, Fla. A&M 0; Texas Tech 1, South Carolina 0; Pacific 6, Stanford 5 (eight inn.); South Carolina 2, Fla. A&M 0; Fresno St. 5, Stanford 2; Texas Tech 1, Pacific 0; Fresno St. 3, Texas Tech 1; South Carolina 2, Pacific 1 (12 inn.); Texas Tech 4, South Carolina 1; Fresno St. 5, Texas Tech 0. **No. 5 Regional:** Southern Miss. 1, Oregon St. 0; Oklahoma 3, Long Beach St. 1; LSU 12, Southern U. 0 (five inn.); Long Beach St. 8, Southern U. 0 (five inn.); Oregon St. 3, LSU 0; Southern Miss. 5, Oklahoma 0; LSU 7, Oklahoma 3; Oregon St. 3, Long Beach St. 0; Southern Miss. 4, LSU 3; Oregon St. 9, Southern Miss. 1 (six inn.); Southern Miss. 4, Oregon St. 0. **No. 6 Regional:** Arizona St. 2, Central Mich. 1 (nine inn.); Nebraska 2, Notre Dame 0; Fla. Atlantic 2, Michigan 0; Notre Dame 1, Michigan 0; Fla Atlantic 8, Central Mich. 3; Arizona St. 1, Nebraska 0; Arizona St. 2, Fla. Atlantic 1; Nebraska 4, Notre Dame 3 (eight inn.); Nebraska 4, Fla. Atlantic 2; Nebraska 2, Arizona St. 1 (eight inn.); Arizona St. 4, Nebraska 2. **No. 7 Regional:** La.-Lafayette 15, Manhattan 0 (five inn.); Massachusetts 3, Long Island 2; California 5, Hofstra 4; Long Island 4, Manhattan 3 (eight inn.); La.-Lafayette 5, Hofstra 1; California 1, Massachusetts 0; La.-Lafayette 2, California 1; Massachusetts 3, Long Island 0; California 2, Massachusetts 0 (eight inn.); California 3, La.-Lafayette 0; California 8, La.-Lafayette 1. **No. 8 Regional:** Texas 8, Cornell 0 (six inn.); DePaul 4, Michigan St. 1; Ill.-Chicago 1, Oregon 0; Michigan St. 9, Cornell 1; Oregon 6, Texas 0; DePaul 4, Ill.-Chicago 0; Ill.-Chicago 4, Texas 1; Michigan St. 9, Oregon 1 (six inn.); DePaul 5, Ill.-Chicago 1; DePaul 2, Michigan St. 0.

WCWS: UCLA 3, DePaul 2 (nine inn.); Fresno St. 1, Southern Miss. 0; Washington 4, Arizona St. 1; Arizona 3, California 0; UCLA 1, Fresno St. 0; Washington 3, Arizona 0; DePaul 1, Southern Miss. 0; California 2, Arizona St. 0; DePaul 1, Arizona 0; California 1, Fresno St. 0; UCLA 2, DePaul 1 (eight inn.); Washington 3, California 0. **Championship:** UCLA 3, Washington 2.

2000 Regional No. 1: Washington 5, Army 0; Mississippi St. 6, Chattanooga 1; Utah 1, Western Ill. 0 (8 inn.); Chattanooga 6, Army 4 (9 inn.); Washington 6, Western Ill. 0; Mississippi St. 11, Utah 3 (6 inn.); Washington 4, Mississippi St. 1; Utah 2, Chattonooga 1; Utah 4, Mississippi St. 1; Washington 9, Utah 0 (5 inn.). **Regional No. 2:** Arizona 8, Middle Tenn.. 0 (6 inn.); Nebraska 8, Illinois St. 0 (5 inn.); South Carolina 10, Massachusetts 0 (6 inn.); Illinois St. 3, Middle Tenn.. 1; Arizona 10, Massachusetts 0 (6 inn.); Nebraska 11, South Carolina 1 (6 inn.); Arizona 13, Nebraska 0 (5 inn.); South Carolina 7, Illinois St. 4; Nebraska 9, South Carolina 0 (5 inn.); Arizona 5, Nebraka 0. **Regional No. 3:** Oklahoma 11, Harvard 0 (5 inn.); Oregon St. 1, Northwestern 0 (10 inn.); Arkansas 5, Cal St. Northridge 0; Northwestern 9, Harvard 6; Oklahoma 2, Cal St. Northridge 1; Oregon St. 4, Arkansas 1; Oklahoma 5, Oregon St. 3; Northwestern 5, Arkansas 0; Oregon St. 4, Northwestern 0; Oklahoma 3, Oregon St. 2. **Regional No. 4:** UCLA 8, Canisius 0 (5 inn.); Iowa 9, Bethune-Cookman 1 (5 inn.); Florida St. 2, Long Beach St. 0; Canisius 3, Bethune-Cookman 2 (10 inn.); UCLA 10, Long Beach St. 4; Florida St. 4, Iowa 1; UCLA 6, Florida St. 1; Iowa 2, Canisius 1 (9 inn.); Florida St. 4, Iowa 2; UCLA 7, Florida St. 1. **Regional No. 5:** Arizona St. 9, Coastal Caro. 1 (6 inn.); Alabama 1, Fla. Atlantic 0 (9 inn.); Penn St. 3, Texas A&M 2; Coastal Caro. 4, Fla. Atlantic 2; Arizona St. 4, Texas A&M 2; Alabama 5, Penn St. 4 (9 inn.); Alabama 4, Arizona St. 1; Coastal Caro. 3, Penn St. 1; Arizona St. 2, Coastal Caro. 1; Alabama 3, Arizona St. 1. **Regional No. 6:** Fresno St. 10, UMBC 1 (5 inn.); Cal St. Fullerton 2, Texas 1; California 2, Florida 0; Texas 6, UMBC 0; Florida 1, Fresno St. 0; California 3, Cal St. Fullerton 2; Fresno St. 4, Cal St. Fullerton 3; Florida 5, Texas 2 (8 inn.); Fresno St. 2, California 0; California 2, Florida 1; California 2, Fresno St. 0. **Regional No. 7:** LSU 7, Northwestern St. 1; Southern Miss. 3, Oregon 0; Hofstra 2, La.-Lafayette

1; Oregon 4, Northwestern St. 1; La.-Lafayette 4, LSU 1; Southern Miss. 14, Hofstra 1; LSU 2, Hofstra 1; Oregon 4, La.-Lafayette 3; LSU 1, Southern Miss. 0 (13 inn.); Southern Miss 3, Oregon 1; Southern Miss. 1, LSU 0 (9 inn.). **Regional No. 8:** Central Mich. 2, Stanford 1 (13 inn.); Notre Dame 2, Ill.-Chicago 0; DePaul 8, Michigan 0 (6 inn.); Michigan 5, Stanford 4; Ill.-Chicago 2, Central Mich. 0; DePaul 1, Notre Dame 0; Central Mich. 2, Notre Dame 1; Michigan 3, Ill.-Chicago 1; DePaul 5, Central Mich. 0; DePaul 3, Michigan 0. **WCWS:** Washington 3, DePaul 2; UCLA 4, Alabama 1; Oklahoma 2, California 1; Southern Miss 1, Arizona 0; UCLA 3, Washington 2; Oklahoma 3, Southern Miss 1; Alabama 6, DePaul 4; Arizona 6, California 0; Southern Miss 3, Alabama 0; Arizona 4, Washington 2; UCLA 6, Southern Miss 0; Oklahoma 1, Arizona 0; **Championship:** Oklahoma 3, UCLA 1.

2001 Regional No. 1: Arizona 4, St. Peter's 2; Cal St. Fullerton 1, Texas Tech 0; Texas St. 2, Hawaii 1; Texas Tech 3, St. Peter's 2; Texas Tech 4, Hawaii 2; Cal St. Fullerton 10, Texas St. 1 (5 inn.); Arizona 8, Texas Tech 0 (6 inn.); Arizona 6, Texas St. 2; , Texas St. 4, Cal St. Fullerton 3; Arizona 5, Cal St. Fullerton 4. **Regional No. 2:** UCLA 8, Coastal Caro. 0 (5 inn.); Wisconsin 3, Fresno St. 1 (9 inn.); San Diego St. 2, Cal St. Northridge 0; Fresno St. 6, Coastal Caro. 4; Cal St. Northridge 3, Fresno St. 1; San Diego St. 1, Wisconsin 0; UCLA 9, Cal St. Northridge 0; UCLA 3, San Diego St. 1; San Diego St. 6, Wisconsin 1; UCLA 11, San Diego St. 0 (5 inn.). **Regional No. 3:** LSU 8, Cornell 0 (6 inn.); Arizona St. 4, Penn St. 1; La.-Lafayette 5, Southern Miss. 1; Penn St. 4, Cornell 0; Penn St. 1, Southern Miss. 0; Arizona St. 2. La.-Lafayette 1; LSU 2, Penn St. 1; LSU 3, Arizona St. 2; La.-Lafayette 5, Arizona St. 0; LSU 2, La.-Lafayette 1. **Regional No. 4:** Alabama 8, Ill.-Chicago 2; Michigan 1, Chattanooga 0; South Fla. 2, Oregon St. 1; Chattanooga 5, Ill.-Chicago 2; Oregon St. 13, Chattanooga 0 (5 inn.); Michigan 6, South Fla. 2 (13 inn.); Alabama 1, Oregon St. 0; Michigan 3, Alabama 2; South Fla. 3, Alabama 2; Michigan 12, South Fla. 5. **Regional No. 5:** Oklahoma 9, Lehigh 2; Washington 6, Seton Hall 0; Massachusetts 4, North Carolina 2; Lehigh 2, Seton Hall 0; North Carolina 4, Lehigh 0; Washington 8, Massachusetts 0 (5 inn.); Oklahoma 13, North Carolina 0 (5 inn.); Oklahoma 3, Washington 2; Washington 7, Massachusetts 1; Oklahoma 10, Washington 2. **Regional No. 6:** Nebraska 3, Brigham Young 1; Pacific (Cal.) 8, Central Mich. 0 (6 inn.); Stanford 4, Hofstra 0; Hofstra 4, BYU 2; Central Mich. 10, Hofstra 0 (5 inn.); Nebraska 2, Pacific (Cal.) 1 (8 inn.); Stanford 6, Central Mich. 0; Stanford 5, Nebraska 1; Pacific (Cal.) 3, Nebraska 1; Pacific (Cal.) 2, Stanford 0; Stanford 9, Pacific (Cal.) 1 (5 inn.). **Regional No. 7:** Notre Dame 8, Western Ill. 0 (5 inn.); Iowa 2, Illinois St. 1; DePaul 3, South Carolina 2 (9 inn.); Illinois St. 4, Western Ill. 0; Illinois St. 1, South Carolina 0; Iowa 7, DePaul 4; Notre Dame 2, Illinois St. 1; Iowa 6, Notre Dame 0; Notre Dame 8, DePaul 1; Iowa 6, Notre Dame 2. **Regional No. 8:** Florida St. 6, Bethune-Cookman 2; California 2, Connecticut 0; Fla. Atlantic 3, Florida 0; Connecticut 2, Bethune-Cookman 1; Florida 8, Connecticut 0 (5 inn.); California 2, Fla. Atlantic 0; Florida St. 6, Florida 2; California 1, Florida St. 0; Florida St. 2, Fla. Atlantic 0; Florida St. 2, California 1; California 3, Florida St. 2 (10 inn.). **Finals:** Arizona 3, California 2; Oklahoma 2, Michigan 0; Stanford 2, LSU 1; UCLA 2, Iowa 0; Arizona 5, Oklahoma 4; UCLA 5, Stanford 0; California 5, Michigan 2; LSU 2, Iowa 1; Stanford 1, California 0; LSU 2, Oklahoma 1 (13 inn.); Arizona 1, Stanford 0; UCLA 6, LSU 0. **Championship:** Arizona 1, UCLA 0.

2002 Regional No. 1: UCLA 3, Liberty 0; Georgia 2, UMBC 1; South Carolina 2, Eastern Ky. 1 (8 inn.); UMBC 7, Liberty 1; Eastern Ky. 6, UMBC 1; Georgia 1, South Carolina 0; UCLA 10, Eastern Ky. 0 (5 inn.); UCLA 2, Georgia 1 (8 inn.); South Carolina 9, Georgia 3; South Carolina 2, UCLA 1; UCLA 1, South Carolina 0. **Regional No. 2:** Arizona 4, Boston U. 1; DePaul 3, Penn St. 1; Minnesota 2, Princeton 1; Penn St. 5, Boston U. 1; Penn St. 3, Princeton 0; DePaul 2, Minnesota 0 (12 inn.); Arizona 2, DePaul 0 (11 inn.); DePaul 5, Minnesota 3; DePaul 6, Arizona 0; Arizona 8, DePaul 0 (5 inn.). **Regional No. 3:** LSU 3, Northwestern St. 2 (10 inn.); Arizona St. 4, Mississippi St. 1; Massachusetts 5, La.-Lafayette 3 (13 inn.); Mississippi St. 9, Northwestern St. 6; La.-Lafayette 10, Mississippi St. 3; Arizona St. 1, Massachusetts 0; LSU 5, La.-Lafayette 2; Arizona St. 3, LSU 2 (8 inn.); LSU 1, Massachusetts 0; Arizona St. 4, LSU 1. **Regional No. 4:** Cal St. Fullerton 3, Evansville 0; Stanford 7, Pacific (Cal.) 0; California 2, Fresno St. 1 (10 inn.); Pacific (Cal.) 6, Evansville 0; Fresno St. 1, Pacific (Cal.) 0; California 1, Stanford 0; Cal St. Fullerton 1, Fresno St. 0; California 4, Cal St. Fullerton 2; Cal St. Fullerton 4, Stanford 1; California 1, Cal St. Fullerton 0. **Regional No. 5:** Texas 4, Army 0; Oklahoma 6, Utah 0; Texas A&M 6, Arkansas 2; Army 2, Utah 0; Arkansas 2, Army 0; Oklahoma 7, Texas A&M 0; Texas 6, Arkansas 2; Oklahoma 4, Texas 1; Texas A&M 2, Texas 1; Oklahoma 8, Texas A&M 1. **Regional No. 6:** Washington 8, Oakland 0 (5 inn.); Michigan 5, Canisius 0; Ohio St. 7, Central Mich. 0; Oakland 3, Canisius 1; Central Mich. 2, Oakland 1; Michigan 3, Ohio St. 0; Washington 4, Central Mich. 1; Michigan 6, Washington 5; Ohio St. 2, Washington 1; Michigan 4, Ohio St. 0. **Regional No. 7:** Nebraska 1, Ill.-Chicago 0; Oregon St. 1, Wisconsin 0; Notre Dame 3, Iowa 2; Ill.-Chicago 2, Wisconsin 0; Iowa 3, Ill.-Chicago 1; Oregon St. 2, Notre Dame 0; Nebraska 3, Iowa 0; Nebraska 7, Oregon St. 0; Notre Dame 2, Oregon St. 0; Nebraska 5, Notre Dame 3. **Regional No. 8:** Chattanooga 3, Fla. Atlantic 4; Georgia Tech 3, Alabama 1 (10 inn.); Florida St. 2, Auburn 2; Fla. Atlantic 2, Alabama 1; Fla. Atlantic 4, Auburn 2; Georgia Tech 7, Florida St. 0; Chattanooga 6, Fla. Atlantic 1; Georgia Tech 3, Chattanooga 0; Florida St. 1, Chattanooga 0 (8 inn.); Florida St. 3, Georgia Tech 2; Florida St. 6, Georgia Tech 1. **Finals:** Florida St. 2, UCLA 1 (9 inn.); California 4, Oklahoma 2; Arizona St. 2, Michigan 1; Arizona 1, Nebraska 0; California 1, Florida St. 0; Arizona 1, Arizona St. 0 (8 inn.); UCLA 2, Oklahoma 0; Nebraska 1, Michigan 0; Arizona St. 2, UCLA 1; Florida St. 4, Nebraska 3; California 3, Arizona St. 0; Arizona 6, Florida St. 2 (11 inn.). **Championship:** California 6, Arizona 0.

2003 Regional No. 1: Minnesota 3, Cal St. Northridge 0; Arizona 11, Colorado St. 1 (5 inn.); Texas A&M 8, Boston College 4; South Carolina 8, Princeton 7; Cal St. Northridge 7, Colorado St. 4; Boston College 6, Princeton 0; Arizona 4, Minnesota 0; Texas A&M 5, South Carolina 0; South Carolina 5, Cal St. Northridge 3; Boston College 4, Minnesota 2; South Carolina 5, Boston College 2; Arizona 3, Texas A&M 0; Texas A&M 6, South Carolina 3; Arizona 10, Texas A&M 5. **Regional No. 2:** Fresno St. 3, Long Beach St. 0; UCLA 8, Colgate 0 (6 inn.); Michigan St. 9, North Carolina 1 (5 inn.); Georgia 5, Long Island 1; Long Beach St. 1, Colgate 0; North Carolina 10, Long Island 2 (5 inn.); UCLA 3, Fresno St. 0; Michigan St. 4, Georgia 3; Georgia 2, Long Beach St. 1; Fresno St. 2, North Carolina 0; Fresno St. 1, Georgia 0 (8 inn.); UCLA 6, Michigan St. 2; Michigan St. 2, Fresno St. 0; UCLA 5, Michigan St. 0. **Regional No. 3:** LSU 9, Hawaii 4; Texas 4, Tex. A&M-Corp. Chris. 0; Texas St. 1, Arizona St. 0; Northwestern 2, Tennessee Tech 1; Hawaii 2, Tex. A&M-Corp. Chris. 0; Arizona St. 6, Tennessee Tech 0; Texas 8, LSU 0 (6 inn.); Texas St. 3, Northwestern 1; Hawaii 1, Northwestern 0 (11 inn.); Arizona St. 4, LSU 1; Hawaii 4, Arizona St. 2; Texas 3, Texas St. 0; Texas St. 2, Hawaii 1; Texas 6, Texas St. 0. **Regional No. 4:** South Fla. 7, Fla. Atlantic 3; Oklahoma 5, Bethune-Cookman 1; Florida 3, Oregon St. 2; Texas-Arlington 1, Florida St. 0; Fla. Atlantic 2, Bethune-Cookman 1 (11 inn.); Oregon St. 2, Florida St. 1; Oklahoma 8, South Fla. 0 (6 inn.); Texas-Arlington 2, Florida 0; Fla. Atlantic 2, Florida 1; Oregon St. 8, South Fla. 0 (5 inn.); Oregon St. 7, Fla. Atlantic 3; Oklahoma 6, Texas-Arlington 2; Oregon St. 2, Texas-Arlington 0; Oklahoma 7, Oregon St. 2. **Regional No. 5:** Mississippi St. 4, Florida Int'l 2; Washington 5, Creighton 1; Iowa 5, Pacific (Cal.) 0; Hofstra 3, Nebraska 1; Creighton 3, Florida Int'l 1; Nebraska 11, Pacific (Cal.) 7; Washington 8, Mississippi St. 0 (6 inn.); Iowa 3, Hofstra 0; Hofstra 1, Creighton 0 (9 inn.); Nebraska 8, Mississippi St. 0 (6 inn.); Iowa 2, Nebraska 1; Washington 11, Iowa 0; Nebraska 6, Hofstra 0; Washington 11, Iowa 0 (5 inn.). **Regional No. 6:** La.-Lafayette 6, San Diego St. 0; Cal St. Fullerton 3, Rider 0; Oregon 10, Penn St. 8; Oklahoma St. 1, Boston U. 0; San Diego St. 2, Rider 1; Penn St. 7, Boston U. 0; La.-Lafayette 1, Cal St. Fullerton 0; Oklahoma St. 2, Oregon 1; Oregon 4, San Diego St. 1; Cal St. Fullerton 8, Penn St. 0 (6 inn.); Oregon 2, Cal St. Fullerton 1; La.-Lafayette 1, Oklahoma St. 0; Oregon 7, Oklahoma St. 6 (12 inn.); Oregon 9, La.-Lafayette 2; La.-Lafayette 6, Oregon 4. **Regional No. 7:** Notre Dame 4, Missouri 3; DePaul 8, Wright St. 0 (5 inn.); Michigan 8, Western Mich. 0 (5 inn.); California 8, Oakland 0 (6 inn.); Wright St. 3, Missouri 1; Oakland 4, Western Mich. 3; DePaul 4, Notre Dame 1; California 9, Michigan 0 (5 inn.); Michigan 13, Wright St. 0 (5 inn.); Notre Dame 5, Oakland 0; Michigan 5, Notre Dame 3; California 1, DePaul 0; Michigan 3, DePaul 2; California 1, Michigan 0. **Regional No. 8:** Illinois 5, Georgia Tech 3; Alabama 10, Southern U. 1 (5 inn.); Southern Ill. 5, Massachusetts 2; Stanford 2, Chattanooga 0; Georgia Tech 9, Southern U. 0 (5 inn.); Massachusetts 3, Chattanooga 2; Alabama 4, Illinois 2; Southern Ill. 6, Stanford 1; Georgia Tech 1, Stanford 0; Massachusetts 5, Illinois 4; Massachusetts 2, Georgia Tech 0; Alabama 7, Southern Ill. 4; Southern Ill. 6, Massachusetts 1; Alabama 2, Southern Ill. 0. **Finals:** Arizona 3, Alabama 2; Washington 3, Oklahoma 1; Texas 3, La.-Lafayette 2; California 7, UCLA 3 (10 inn.); Arizona 2, Washington 1; Texas 1, California 0; Oklahoma 6, Alabama 3 (9 inn.); UCLA 5, La.-Lafayette 1; California 5, Oklahoma 2; UCLA 2, Washington 1; California 2, Arizona 1 (12 inn.); UCLA 3, Texas 0; California 4, Arizona 1; UCLA 2, Texas 1. **Championship:** UCLA 1, California 0 (9 inn.).

Softball

DIVISION II

Photo by Jamie Schwaberow/NCAA Photos

Celebrating her second home run of the championship game, designated player Susan Churchwell from UC Davis is congratulated by assistant coach Mieko Nagata.

2003 Championship

Edited by Heather Perry.

Highlights

Churchwell Powers Title: Susan Churchwell helped deliver UC Davis its first championship, blasting two home runs and going 4-for-4 at the plate in a 7-0 win over Georgia College and State University May 18 at Western Oregon.

The senior tallied four RBI in the championship game just a few hours after her walk-off home run against defending champion St. Mary's (Texas) gave the Aggies a 5-3 win in eight innings. Churchwell was named the tournament's most outstanding player after finishing the day 6-for-7 with three home runs and seven RBI.

On the mound, Amy Rosson shut out GC&SU, allowing four hits with eight strikeouts and no walks.

For the complete story, go to the May 26 issue of The NCAA News at www.ncaa.org.

All-Tournament Team: Churchwell was joined on the all-tournament team by fellow Aggies Rosson, Jennifer Borrelli and Shelly Malbon. GC&SU placed Joni Frei, Aundrea Baker and Jennifer Joiner. Liz Hunt, Tiffani Craft and Jennifer Survant were honored from St. Mary's (Texas), while Shippensburg's Beth Rudai and North Dakota State's Lindsey Graham and Molly Pufall also were recognized.

TEAM STANDINGS

	W	L	AB	R	H	BA	E	DP	FA	IP	R	ER	ERA
UC Davis	5	0	153	32	51	.333	5	0	.962	36.0	9	7	1.36
GC&SU	3	2	116	5	20	.172	2	1	.985	35.0	11	11	2.20
St. Mary's (Tex.)	2	2	109	8	29	.266	5	1	.961	28.2	11	11	2.69
North Dakota St.	2	2	110	15	23	.209	6	0	.954	29.0	13	6	1.45
Le Moyne-Owen	1	2	81	9	17	.210	1	0	.986	19.0	8	7	2.58
Shippensburg	1	2	72	4	11	.153	2	0	.976	21.0	6	6	2.00
West Fla.	0	2	57	4	15	.263	0	0	1.000	13.0	8	8	4.31
Wayne St. (Mich.)	0	2	44	0	8	.182	4	0	.902	10.0	11	4	2.80

BATTING LEADERS

(Minimum 10 at-bats)

	AVG	G	AB	R	H	RBI	2B	3B	HR	SB
Susan Churchwell, UC Davis	.563*	5	16	5*	9*	11*	0	0	4*	0
Elizabeth Hunt, St. Mary's (Tex.)	.500	4	12	1	6	0	0	0	0	1
Michelle Malbon, UC Davis	.462	5	13	3	6	3	0	0	2	0
Meghan Potter, North Dakota St.	.417	4	12	4	5	0	1	0	0	0
Jennifer Borrelli, UC Davis	.400	5	20	5*	8	1	1	0	0	2
Tiffani Craft, St. Mary's (Tex.)	.400	4	15	1	6	1	0	0	0	4*
Emily Hetzner, UC Davis	.333	5	21*	5*	7	4	1	0	0	1
Megan Turman, UC Davis	.333	5	15	2	5	7	1	0	1	1
Lindsey Roark, UC Davis	.333	5	15	3	5	0	0	1*	0	0
Jennifer Survant, St. Mary's (Tex.)	.308	4	13	2	4	0	0	0	0	0

***Departmental Leaders.** Other Leaders: 2B-2, Jennie Shollenberger, North Dakota St. and Lindsay Connor, LeMoyne-Owen; 3B–1, Emily Senko, LeMoyne-Owen.

PITCHING LEADERS

(Minimum 10 innings pitched)

	W	L	SV	ERA	G	CG	IP	H	R	ER	BB	SO
Katie Stokx, Cal St. Chico	2	1	0	0.00	4	3	24.2	11	2	0	4	25
Kym Kling, St. Mary's (Tex.)	4	1	0	0.36	6	5	39.1	21	2	2	3	40
Amber Cowher, Bloomsburg	1	2	0	1.09	3	2	19.1	15	3	3	2	10
Geralyn Elam, Barry	1	2	0	1.22	3	3	23.0	20	7	4	5	35
Jennifer Mackson, Grand Valley St.	4	2	0	1.58	6	5	40.0	30	10	9	7	41

Results

SOUTH REGIONAL

AT MIAMI SHORES, FLORIDA

Ark.-Monticello .....000 300 000 0—3 11 4
Valdosta St. .....021 000 000 1—4 7 1
Lindsey Kight and Carley Burkett; Angela Lauzon and Tonya Coffey, Ryann Ellingsworth. W—Lauzon. L—Kight.

Kentucky St. .....000 00—0 0 9
Ala.-Huntsville .....(10)01 5x—16 10 0
Michelle Guerrero and Latasha Marks; Beth Rambo and Mary Farris. W—Rambo. L—Guerrero.

Valdosta St. .....000 100 0—1 2 0
Barry .....400 001 x—5 8 0
Brooke King and Tonya Coffey; Geralyn Elam and Carrie Roberts. W—Elam. L—King.

Ala.-Huntsville.....002 000 00—2 6 1
West Fla. .....100 010 01—3 8 1
Katrina Fomich, Courtney Funderburk (5) and Summer Reeves; Jackie Moore and Stephanie York. HR—Becky Williams (West Fla.) W—Moore. L—Funderburk.

Ark.-Monticello .....000 000 0—0 1 1
Ala.-Huntsville.....000 030 x—3 5 0
Lindsey Kight and Carlie Burkett; Katrina Fomich and Summer Reeves. HR—Melanie Carter (Ala.-Huntsville). W—Fomich. L—Kight.

Kentucky St. .....000 000 2—2 6 5
Valdosta St. .....102 121 x—7 12 2
Michelle Guerrero and Angela Jemison; Angela Lauzon and Tonya Coffey. W—Lauzon. L—Guerrero.

Barry .....023 001 0—6 5 1
West Fla. .....200 140 x—7 8 1
Geralyn Elam and Carrie Roberts; Tanya Teague, Jackie Moore (3) and Stephanie York. W—Moore. L—Elam.

Valdosta St. .....000 000 0—0 3 1
Ala.-Huntsville.....010 010 x—2 6 1
Brooke King and Tonya Coffey; Katrina Fomich and Summer Reeves. W—Fomich. L—King.

Ala.-Huntsville.....110 000 0—2 9 1
Barry .....000 013 x—4 9 1
Katrina Fomich, Courtney Funderburk (6) and Summer Reeves, Mary Farris; Geralyn Elam and Carrie Roberts. W—Elam. L— Funderburk.

Barry .....000 000 01—1 5 1
West Fla. .....000 000 00—0 5 0
Erin Cormier and Carrie Roberts; Jackie Moore and Stephanie York. W—Cormier. L— Moore.

West Fla. .....003 000 0—3 6 1
Barry .....000 000 2—2 4 2
Tanya Teague and Stephanie York; Erin Cormier, Geralyn Elam (4) and Carrie Roberts. W—Teague. L— Cormier.

WEST REGIONAL

AT BAKERSFIELD, CALIFORNIA

Cal St. Dom. Hills ..... 001 001 0—2 8 0
Humbolt St. ..... 202 101 x—6 9 1
Janet Briscoe and Daisy Flores; Kara Roberts and Meribeth Wareham. HR—Stephanie Ray (Humbolt St.). W—Roberts. L—Briscoe.

Western Wash. ..... 000 011 0—2 6 1
UC Davis ..... 001 210 x—4 7 3
Amanda Grant and Lindsay Walton; Amy Rosson, Susan Churchwell (6) and Megan Turman. HR—Michelle Malbon (UC Davis). W—Rosson. L—Grant.

Humbolt St. ..... 000 000 0—0 3 1
Cal St. Bakersfield..... 000 000 1—1 8 1
Emily Weitzel, Kara Roberts (6) and Meribeth Wareham; Erin Kelly and Tara Licuanan. W—Kelly. L—Roberts.

UC Davis ..... 300 002 0—5 8 1
Western N.M. ..... 000 000 0—0 1 1
Susan Churchwell and Angie Lisenmeyer; Angela Slaugh, Tiffany Mondhink (7) and Brianna Hausske. HR—Churchwell; Megan Turman (UC Davis). W—Churchwell. L—Slaugh.

Cal St. Dom. Hills ..... 000 000 0—0 5 1
Western N.M. ..... 002 202 0—6 7 0
Kim O'Hanian, Valerie Long (6) and Daisy Flores; Tiffany Mondhink and Brianna Hausske. HR—Tasha Catanach (Western N.M.); Debbie Yescas (Western N.M.). W—Mondhink. L—O'Hanian.

Western Wash. ..... 010 000 0—1 3 0
Humboldt St..... 220 300 x—7 7 0
Nancy Mills, Kristen Kiekenapp (2), Amanda Grant (4) and Rachel Laitala; Kara Roberts, Julianne Cree (2), Emily Weitzel (3) and Meribeth Wareham. HR—Brandi Harrison (Humboldt St.); Andrea Williams (Humboldt St.). W—Cree. L—Mills. S—Weitzel.

Cal St. Bakersfield..... 002 101 0—4 7 1
UC Davis ..... 102 020 x—5 10 2
Erin Kelly and Tara Licuanan; Amy Rosson and Megan Turman. HR—Lindsay Moore (UC Davis); Sue Yale (UC Davis). W—Rosson. L—Kelly.

Humboldt St..... 002 002 0—4 10 1
Western N.M. ..... 000 010 0—1 4 1
Kara Roberts, Emily Weitzel (5) and Meribeth Wareham; Angela Slaugh, Tiffany Mondhink (6) and Brianna Hausske. W—Roberts. L—Slaugh. S—Weitzel.

Cal St. Bakersfield..... 122 200 0—7 14 1
Humboldt St..... 000 020 0—2 9 1
Erin Kelly and Tara Licuanan; Kara Roberts, Emily Weitzel (1), Lynsey Ridout (5) and Meribeth Wareham. HR—Christie Hill (Cal St. Bakersfield). W—Kelly. L—Roberts.

Cal St. Bakersfield..... 012 113 1—9 13 4
UC Davis ..... 400 000 2—6 7 2
Christie Hill and Tara Licuanan; Susan Churchwell, Amy Rosson (4), Rachel Kelly (6) and Angie Lisenmeyer. HR—Sue Yale (UC Davis). W—Hill. L—Rosson.

Cal St. Bakersfield..... 001 000 0—1 10 1
UC Davis ..... 020 012 x—5 8 2
Erin Kelly and Tara Licuanan; Amy Rosson and Megan Turman. HR—Lindsay Moore (UC Davis). W—Rosson. L—Kelly.

GREAT LAKES REGIONAL

AT ALLENDALE, MICHIGAN

Northern Ky. ..... 065 00—11 12 0
West Va. Wesleyan..... 001 01—2 6 1
Krystal Lewallen, Sarah Newland (5) and Megan Owens; Danielle Salmons, Cory Karcesky (3) and Miranda Durst, Lacy Stallings. HR—Owens; Kristin Koors (Northern Ky.); Sarah Balse (West Va. Wesleyan). W—Lewallen. L—Salmons.

Ashland ..... 000 000 0—0 3 2
SIU Edwardsville ..... 000 105 x—6 5 0
Josie Nelson and Mandy Sansbury; RyAnn Spann and Cassie Witherell. HR—Witherell. W—Spann. L—Nelson.

Northern Ky. ..... 000 000 0—0 1 2
Grand Valley St. ..... 200 110 x—4 8 0
Emily Breitholle, Sarah Newland (6) and Megan Owens; Jennifer Mackson and Bobbi Conner. HR—Sara Vroegindewey (Grand Valley St.). W—Mackson. L—Breitholle.

SIU Edwardsville ..... 000 000 0—0 4 2
Wayne St. (Mich.) ..... 010 000 x—1 4 1
Mary Heather White and Alicia DeShasier; Meghan Misiak and Maria D'Agostino. HR—D'Agostino. W—Misiak. L—White.

SIU Edwardsville ..... 100 000 0—1 5 0
West Va. Wesleyan..... 005 100 x—6 9 0
RyAnn Spann, Mary Heather White (4) and Alicia DeShasier; Cory Karcesky and Lacy Stallings. HR—Ashley Blandford (West Va. Wesleyan); Sarah Balse (West Va. Wesleyan). W—Karcesky. L—Spann.

Northern Ky. .....003 000 000 2—5 6 3
Ashland .....100 020 000 3—6 10 5
Krystal Lewallen and Megan Owens; Josie Nelson and Mandy Sansbury. W—Nelson. L—Lewallen.

Wayne St. (Mich.) ..... 100 001 0—2 4 1
Grand Valley St. ..... 000 000 0—0 2 2
Meghan Misiak and Maria D'Agostino; Jennifer Mackson and Bobbi Conner. HR—Sue Verbeem (Wayne St.). W—Misiak. L—Mackson.

West Va. Wesleyan..... 000 200 0—2 4 3
Ashland ..... 050 101 x—7 11 0
Cory Karcesky, Danielle Salmons (2) and Lacy Stallings; Josie Nelson and Mandy Sansbury. HR—Ashley Blandford (West Va. Wesleyan). W—Nelson. L—Karcesky.

Ashland ..... 000 000 0—0 3 0
Grand Valley St. ..... 001 001 x—2 4 0
Josie Nelson and Mandy Sansbury; Jennifer Mackson and Bobbi Conner. HR—Rachel Blain (Grand Valley St.). W—Mackson. L—Nelson.

Wayne St. (Mich.) ..... 000 000 0—0 2 0
Grand Valley St. ..... 000 020 x—2 6 0
Meghan Misiak and Maria D'Agostino; Jennifer Mackson and Bobbi Conner. HR—Kerri Jonas (Grand Valley St.). W—Mackson. L—Misiak.

Grand Valley St. ..... 000 000 0—0 6 1
Wayne St. (Mich.) ..... 000 010 x—1 4 1
Kristin Jenner, Jennifer Mackson (6) and Bobbi Conner; Meghan Misiak and Maria D'Agostino. W—Misiak. L—Jenner.

NORTH CENTRAL REGIONAL

AT FARGO, NORTH DAKOTA

Truman ..... 000 000 0—0 3 4
Augustana (S.D.)..... 010 100 x—2 8 2
Britni Buford and Holly Kessler; Katie Krauth and Jen Jarding. W—Krauth. L—Buford.

Winona St. ..... 000 00—0 2 4
St. Cloud St. ..... 031 04—8 9 1
Elissa Wisniewski and Meg Kotlarz; Nicole Webb and Abby Bourman. HR—Brooke Gentzler (St. Cloud St.). W—Webb. L—Wisniewski.

Augustana (S.D.)..... 000 000 000—0 2 2
North Dakota St..... 000 000 001—1 5 1
Katie Krauth and Jen Jarding; Lindsey Graham and Jen Shollenberger. W—Graham. L—Krauth.

St. Cloud St. ..... 000 000 0—0 3 0
Neb.-Omaha ..... 000 000 1—1 1 0
Nicole Webb and Abby Bourman; Krista Unger and Sarah Scheppers. HR—Amanda Lehotak (Neb.-Omaha). W—Unger. L—Webb.

Truman..... 000 211 1—5 8 2
St. Cloud St. ..... 300 001 2—6 11 3
Britni Buford and Holly Kessler; Nicole Webb and Abby Bourman. HR—Loni Wedemeier (Truman); Courtney Strubel (Truman); Abby Bourman (St. Cloud St.); Brooke Gentzler (St. Cloud St.); Laurel Bauer (St. Cloud St.). W—Webb. L—Buford.

Winona St. ..... 001 060 0—7 10 2
Augustana (S.D.)..... 130 000 0—4 10 2
Stephanie Fritch and Meg Kotlarz; Amy Klyse, Katie Krauth (5) and Jen Jarding. HR—Kristin Noble (Winona St.). W—Fritch. L—Klyse.

Neb.-Omaha ..... 000 002 2—4 7 1
North Dakota St..... 012 006 x—9 8 1
Krista Unger and Sarah Scheppers; Lindsey Graham and Jen Shollenberger. HR—Lauren McArthur (Neb.-Omaha); Jenny Bakke (North Dakota St.); Heather Hyatt (North Dakota St.). W—Graham. L—Unger.

Winona St. ..... 001 100 1—3 7 1
St. Cloud St. ..... 000 321 x—6 7 1
Stephanie Fritch, Elissa Wisniewski (5) and Samantha Jerding; Nicole Webb and Abby Bourman. HR—Sarah Carlson (Winona St.); Abby Bourman (St. Cloud St.); Angie Berg (St. Cloud St.). W—Webb. L—Fritch.

St. Cloud St. ..... 202 001 0—5 9 1
Neb.-Omaha ..... 001 000 0—1 11 2
Nicole Webb and Abby Bourman; Krista Unger and Sarah Scheppers. HR—Brooke Gentzler (St. Cloud St.). W—Webb. L—Unger.

St. Cloud St. ..... 200 000 05—7 10 1
North Dakota St..... 000 002 02—4 8 2
Nicole Webb and Abby Bourman; Lindsey Graham and Jen Shollenberger. HR—Jenny Bakke (North Dakota St.). W—Webb. L—Graham.

St. Cloud St. ..... 000 000 0—0 5 1
North Dakota St..... 000 130 x—4 10 0
Nicole Webb, Megan Grimes (6) and Abby Bourman; Lindsey Graham and Jen Shollenberger. HR—Jenny Bakke (North Dakota St.); Courtney Lacock (North Dakota St.). W—Graham. L—Webb.

NORTHEAST REGIONAL

AT SYRACUSE, NEW YORK

Queens (N.Y.) ..... 000 000 0—0 2 2
Adelphi ..... 102 201 x—6 9 2
Stephanie Santoro, Victoria Forsythe (3) and Lucy Oswald, Fran Piazza; Katie Omilak and Kristine

McCarthy. HR—McCarthy; Ivy Klein (Adelphi). W—Omilak. L—Santoro.

Mass.-Lowell .....000 001 100 000 000 02—4 12 1
American Int'l ....000 020 000 000 000 00—2 8 7
Amber Gagnon and Sarah Farias; Kelly D'Angelo and Dena Feniola. HR—Melissa Cuthbert (American Int'l). W—Gagnon. L—D'Angelo.

Adelphi ..... 000 000 0—0 0 3
Le Moyne ..... 011 010 x—3 7 1
Jamie Pietrantoni and Kristine McCarthy; Marnie Sundberg and Kim Kalec. HR—Annie Jacobs (Le Moyne). W—Sundberg. L—Pietrantoni.

Mass.-Lowell ..... 000 000 0—0 6 1
C.W. Post ..... 012 300 x—6 12 1
Tabitha Hebert and Sarah Hallahan; Dianne Lovejoy and Krystle Scala. HR—Kelsey Walker (C.W. Post). W—Lovejoy. L—Hebert.

Mass.-Lowell ..... 012 010 5—9 8 0
Queens (N.Y.) ..... 000 000 0—0 5 5
Amber Gagnon and Sara Farias; Victoria Forsythe, Erin Lynch (4) and Lisa Tropea. HR—Tabitha Hebert (Mass.-Lowell). W—Gagnon. L—Forsythe.

American Int'l ..... 000 010 0—1 3 1
Adelphi ..... 010 000 2—3 6 0
Kelly D'Angelo and Dena Feniola; Katie Omilak and Kristine McCarthy. HR—Cheri Pearce (Adelphi), Ashley Spreer (Adelphi). W—Omilak. L—D'Angelo.

C.W. Post ..... 000 000 0—0 6 0
Le Moyne ..... 000 010 x—1 5 1
Amanda Moore and Krystle Scala; Marnie Sundberg and Kim Kalec. W—Sundberg. L—Moore.

Mass.-Lowell ..... 000 000 0—0 1 0
Adelphi ..... 000 002 x—2 7 0
Amber Gagnon and Sara Farias; Carla Buonviaggio and Kristine McCarthy. W—Buonviaggio. L—Gagnon.

Adelphi ..... 010 000 0—1 5 3
C.W. Post ..... 000 121 x—4 10 0
Katie Omilak, Carla Buonviaggio (5) and Kristine McCarthy; Julianne Lovejoy and Krystle Scala. HR—Tonia Trapani (Adelphi). W—Lovejoy. L—Omilak.

C.W. Post ..... 000 000 0—0 3 2
Le Moyne ..... 201 000 x—3 5 0
Amanda Moore and Krystle Scala; Marnie Sundberg and Kim Kalec. HR—Emily Senko (Le Moyne). W—Sundberg. L—Moore.

MID-ATLANTIC REGIONAL

AT SHIPPENSBURG, PENNSYLVANIA

Indiana (Pa.) .....000 000 0—0 3 1
Kutztown.....200 000 x—2 4 0
Jodie Swavely and Sarah White; Kellie Evans and Terilyn Anderson. W—Evans. L—Swavely.

Shaw.....020 01 —3 5 5
Calif. (Pa.).....210 9x—12 10 3
Latoya Martin and Branda Best; Becky Mezyk and Jennifer Doty. HR—Amber Riegel [Calif. (Pa.)]. W—Mezyk. L—Martin.

Kutztown.....000 00 —0 0 3
Shippensburg .....104 5x—10 9 1
Tara White, Danielle Follosco (3) and Terilyn Anderson; Kelley Tiesi and Brenna Eck. W—Tiesi. L—White.

Calif. (Pa.).....000 000 0—0 3 1
Bloomsburg .....010 110 x—3 8 1
Amber Riegel and Jennifer Doty; Amber Cowher and Melanie Anderson. W—Cowher. L—Riegel.

Calif. (Pa.) .....100 010 000 000 1—3 7 2
Indiana (Pa.) .....001 010 000 000 0—2 8 1
Amber Riegel and Jennifer Doty; Jodie Swavely and Sarah White. HR—Gabrielle Rendon [Calif. (Pa.)]; Becky Mezyk [Calif. (Pa.)]; Swavely. W—Riegel. L—Swavely.

Shaw.....100 00 —1 3 4
Kutztown.....173 0x—11 12 0
Latoya Martin and Branda Best; Stacey Denlinger and Terilyn Anderson. W—Denlinger. L—Martin.

Bloomsburg .....000 000 0—0 2 0
Shippensburg .....000 000 1—1 5 0
Amber Cowher and Melanie Anderson; Kelley Tiesi and Sarah Costa. W—Tiesi. L—Cowher.

Calif. (Pa.).....002 000 1—3 6 2
Kutztown.....000 000 0—0 2 1
Amber Riegel and Jennifer Doty; Kellie Evans, Tara White (4) and Terilyn Anderson. W—Riegel. L—Evans.

Calif. (Pa.).....000 001 0—1 7 2
Bloomsburg .....000 000 0—0 3 0
Amber Riegel and Jennifer Doty; Jamie Wilson, Amber Cowher (7) and Becca Kehler. W—Riegel. L—Wilson.

Shippensburg .....005 320 0—10 16 1
Calif. (Pa.).....012 000 0 —3 8 6
Nicole Brunt, Kelley Tiesi (3) and Brenna Eck; Amber Riegel, Becky Mezyk (4), Marcy Gardner (5) and Jennifer Doty. HR—Liz Corr (Shippensburg). W—Tiesi. L—Riegel.

SOUTH ATLANTIC REGIONAL

AT JACKSONVILLE, FLORIDA

Longwood.....000 100 0—1 4 0
Armstrong Atlantic .....000 000 0—0 2 0
Jennifer Steele and Angela Burnette; Katya Eronina and Kissy Stepanova. HR—Steele. W—Steele. L—Eronina.

Wingate .....001 000 01—2 6 3
Columbus St. .....000 001 00—1 4 2
Katie Wallace and Renay Rollins; Amy Krause, Amanda Burson (7) and Lindsay Faircloth. HR—Sarah Menser (Wingate). W—Wallace. L—Burson.

Longwood.....000 00—0 0 1
North Fla. .....014 4x—9 10 1
Jennifer Potts, Megan Dempsey (4) and Angela Burnette, Julie Oakes; Gina Ripper and Kristen Atkinson. W—Ripper. L—Potts.

Wingate .....000 000 0—0 1 3
GC&SU .....100 001 x—2 4 0
Katie Wallace and Renay Rollins; Jennifer Joiner and Rebecca Heinicka. W—Joiner. L—Wallace.

Wingate .....000 010 000 0—1 6 3
Armstrong Atlantic .....000 100 000 1—2 5 0
Katie Wallace and Renay Rollins; Katya Eronina and Kissy Stepanova. HR—Stacey Richardson (Armstrong Atlantic). W—Eronina. L—Wallace.

Columbus St. .....003 001 0—4 11 1
Longwood.....000 000 1—1 5 1
Amanda Burson and Lindsay Faircloth; Jennifer Steele and Angela Burnette. W—Burson. L—Steele.

North Fla. .....000 000 0—0 7 0
GC&SU .....100 110 x—3 7 0
Cari Chewning, Alisha Phillips (5) and Kristen Atkinson; Jennifer Joiner and Heather Jones. HR—Jones. W—Joiner. L—Chewning.

Columbus St. .....000 000 0—0 2 1
Armstrong Atlantic .....002 000 x—2 6 1
Amy Krause, Amanda Burson (3) and Lindsay Faircloth; Katya Eronina and Kissy Stepanova. W—Eronina. L—Krause.

Armstrong Atlantic .....000 002 0—2 5 1
North Fla. .....000 000 0—0 1 0
Katya Eronina and Kissy Stepanova; Gina Ripper and Kristen Atkinson. W—Eronina. L—Ripper.

Armstrong Atlantic .....000 000 000 000 0—0 7 0
GC&SU.....000 000 000 000 1—1 10 4
Delaney Warrian and Kissy Stepanova; Jennifer Joiner and Heather Jones. W—Joiner. L—Warrian.

SOUTH CENTRAL REGIONAL

AT SAN ANTONIO

Tex. A&M-Kingsville ..... 000 004 00—4 8 1
Southeastern Okla. ..... 000 101 0x—2 1 1
Robyn Jensen and Shawna Lawless; Christina Cearley and Christina Armstrong. HR—Ria Hoog (Tex. A&M-Kingsville). W—Jensen. L—Cearley.

Fort Hays St. ..... 001 010 0—2 8 1
Tarleton St. ..... 130 110 x—6 8 1
Brittany Parker and Heather Varnum; Carla Geeslin, Amy Bristow (5) and Brynn Kamenicky. W—Geeslin. L—Parker.

Tex. A&M-Kingsville ..... 000 000 0—0 4 2
St. Mary's (Tex.) ..... 230 100 0—6 10 3
Meghan King, Robyn Jensen (3) and Shawna Lawless; Kym Kling and Elizabeth Hunt. HR—Kling, Veronica Garcia [St. Mary's (Tex.)]. W—Kling. L—King.

Tarleton St. ..... 003 000 0—3 5 1
Angelo St. ..... 101 100 1—4 8 5
Carla Geeslin and Brynn Kamenicky; Claudia Lopez and Melissa Rodriguez. HR—Monica Garza (Tarleton St.); Michelle Hofmann (Angelo St.). W—Lopez. L—Geeslin.

Southeastern Okla. ..... 200 000 0—2 5 2
Tarleton St. ..... 201 000 x—3 5 3
Christina Cearley and Christina Armstrong; Amy Bristow, Carla Geeslin (2) and Brynn Kamenicky. HR—Monica Garza (Tarleton St.). W—Geeslin. L—Cearley.

Fort Hays St. ..... 000 000 0—0 5 4
Tex. A&M-Kingsville ..... 200 010 x—3 8 0
Melissa Beyer and Heather Varnum; Robyn Jensen and Shawna Lawless. W—Jensen. L—Beyer.

Angelo St. ..... 000 000 1—1 6 2
St. Mary's (Tex.) ..... 020 000 x—2 4 0
Claudia Lopez, Megan Clingman (2) and Melissa Rodriguez; Kym Kling, Amanda Bayless (7) and Elizabeth Hunt. HR—Kirstin Simmons [St. Mary's (Tex.)]. W—Kling. L—Lopez. S—Bayless.

Tex. A&M-Kingsville .....400 000 11—6 14 2
Tarleton St. .....010 110 20—5 9 1
Robyn Jensen and Shawna Lawless; Amy Bristow, Carla Geeslin (3) and Brynn Kamenicky. HR—Ria Hoog (Tex. A&M-Kingsville); Monica Garza (Tarleton St.); Cheryl Dickens (Tarleton St.). W—Jensen. L—Geeslin.

Angelo St. ..... 021 050 1—9 7 4
Tex. A&M-Kingsville ..... 000 103 0—4 3 1
Claudia Lopez, Megan Clingman (4) and Melissa Rodriguez; Robyn Jensen and Shawna Lawless. HR—Andrea Payan (Angelo St.); Jaime McGalliard (Angelo St.); Ria Hoog (Tex. A&M-Kingsville). W—Lopez. L—Jensen.

St. Mary's (Tex.) .....231 70—13 12 2
Angelo St. .....012 00—3 5 7
Kym Kling, Amanda Bayless (5) and Elizabeth Hunt; Claudia Lopez, Megan Clingman (2), Lori Hernandez (5) and Melissa Rodriguez. HR—Veronica Garcia [St. Mary's (Tex.)]; Kirstin Simmons [St. Mary's (Tex.)]. W—Kling. L—Lopez.

FINALS

AT SALEM, OREGON
GAME NO. 1—MAY 15

Wayne St. (Mich.)	AB	R	H	RBI	PO	A
Sue Verbeem, ss	2	0	1	0	0	0
Jessica Snelgrove, cf	1	0	0	0	1	0
Beth Berry, 1b	2	0	0	0	2	0
Leah Ondrovick, dp	2	0	0	0	0	0
Maria D'Agostino, c	2	0	0	0	5	0
Natalya Natyshak, rf	2	0	1	0	1	0
Jordan Sinclair, 3b	2	0	0	0	2	0
Lisa Gauthier, pr	0	0	0	0	0	0
Johanna Proulx, lf	2	0	0	0	1	0
Jenna McWilliams, 2b	1	0	0	0	0	1
Autumn Batyik, ph	1	0	0	0	0	0
Meghan Misiak, p	0	0	0	0	0	0
TOTALS	17	0	2	0	12	1

UC Davis	AB	R	H	RBI	PO	A
Jennifer Borrelli, lf	3	2	3	0	0	0
Emily Hetzner, cf	3	2	1	1	2	0
Susan Churchwell, dp	2	2	1	3	0	0
Megan Turman, c	2	1	1	4	6	0
Lindsay Moore, 3b	3	1	1	1	0	1
Sue Yale, 1b	3	0	0	0	3	1
Michelle Malbon, rf	2	0	0	0	1	0
Lindsey Roark, ss	2	0	1	0	1	2
Kacey Sevier, 2b	2	1	0	0	2	1
Amy Rosson, p	0	0	0	0	0	0
TOTALS	22	9	8	9	15	5

Wayne St. (Mich.) ..... 000 00—0 2 2
UC Davis ..... 003 6x—9 8 1

E—Verbeem, McWilliams, Yale. LOB—Wayne St. (Mich.) 3, UC Davis 3. 2B—Verbeem, Borrelli. HR—Churchwell, Turman, Moore. SH—Snelgrove.

	IP	H	R	ER	BB	SO
Misiak (L)	4.0	8	9	2	1	4
Rosson (W)	5.0	2	0	0	0	6

HBP—Churchwell (by Misiak). U—Dan Rogers, Mike D'Ercole, Laurie Zeiders. T—1:09. A—171.

GAME NO. 2—MAY 15

North Dakota St.	AB	R	H	RBI	PO	A
Jess Christensen, cf	3	1	2	1	0	0
Molly Pufall, ss	4	1	1	1	0	0
Jenny Bakke, 2b	3	0	1	1	3	4
Lindsey Graham, p	4	1	1	1	1	2
Melissa Hobson, 1b	4	0	1	0	8	1
Jessie Benson, lf	4	0	0	0	0	0
Meghan Potter, dp	2	1	0	0	0	0
Meghan Norris, 3b	2	0	1	0	0	2
Megan Slater, pr	0	0	0	0	0	0
Heather Hyatt, rf	3	1	1	1	0	
Jennie Shollenberger, c	0	0	0	0	9	0
TOTALS	29	5	8	5	21	9

St. Mary's (Tex.)	AB	R	H	RBI	PO	A
Tiffani Craft, ss	3	0	2	0	0	3
Kym Kling, p/dp	3	0	0	0	0	2
Roni Garcia, 3b	2	0	0	0	0	5
Jennifer Survant, 1b	3	0	1	0	12	1
Pamela Salinas, cf	2	0	0	0	1	0
Kirstin Simmons, rf	3	0	0	0	0	0
Terrie Cox, dp	3	0	0	0	0	0
Amanda Bayless, p/dp	0	0	0	0	0	1
Elizabeth Hunt, c	3	0	1	0	5	1
Teri Moreno, lf	2	0	0	0	1	0
Jamie Bertsch, 2b	0	0	0	0	2	0
TOTALS	24	0	4	0	21	13

North Dakota St. ..... 002 011 1—5 8 1
St. Mary's (Tex.) ..... 000 000 0—0 4 0
E—Bakke. LOB—North Dakota St. 7, St. Mary's (Tex.) 7. 2B—Pufall. HR—Graham. SH—Salinas, Moreno. SB—Hyatt, Craft.

	IP	H	R	ER	BB	SO
Graham (W)	7.0	4	0	0	2	9
Kling (L)	6.1	7	4	4	1	5
Bayless	0.2	1	1	1	3	1

PB—Shollenberger. U—Charles Myers, Terri Rosenwald, Dennis Wren. T—1:52. A—121.

GAME NO. 3—MAY 15

Le Moyne	AB	R	H	RBI	PO	A
Emily Senko, cf	3	0	0	0	2	0
Megan Leppin, 2b	3	0	0	0	1	3
Annie Jacobs, 3b	3	0	0	0	0	1
Megan Vecchiano, lf	3	0	1	0	4	0
Lindsay Connor, 1b	3	0	0	0	5	0
Jennifer Winters, ss	2	0	0	0	1	1
Kim Kalec, c	2	0	0	0	4	0
Jessica Kirwan, dp	2	0	0	0	0	0
Lisa Flow, rf	2	0	0	0	1	0
Marnie Sundberg, p	0	0	0	0	0	0
TOTALS	23	0	1	0	18	5

GC&SU	AB	R	H	RBI	PO	A
Joni Frei, cf	3	1	2	0	1	0
Aundrea Baker, lf	2	0	1	0	2	0
Kristin Hughes, 3b	3	0	0	0	1	1
Diana Baruffa, ss	1	0	0	0	1	1
Amy Davenport, 1b	3	0	1	1	7	0
Heather Jones, dp	3	0	0	0	0	0
Mandi Jones, rf	3	0	0	0	0	0
Jennifer Joiner, p	2	0	0	0	0	4
Brin Davis, ph	1	0	1	0	0	0
Jill Williams, 2b	1	0	0	0	0	0
Rebecca Heinicka, c	0	0	0	0	9	0
TOTALS	22	1	5	1	21	6

Le Moyne ..... 000 000 0—0 1 1
GC&SU ..... 100 000 x—1 5 1
E—Winters, Hughes. LOB—Le Moyne 2, GC&SU 7. SH—Baker. SB—Davis.

	IP	H	R	ER	BB	SO
Sundberg (L)	6.0	5	1	1	3	4
Joiner (W)	7.0	1	0	0	0	9

WP—Sundberg. U—Mike D'Ercole, Laurie Zeiders, Dan Rogers. T—1:23. A—132.

GAME NO. 4—MAY 15

West Fla.	AB	R	H	RBI	PO	A
Becky Williams, 3b	3	0	0	0	2	1
Paige Trammell, 2b	4	0	2	0	0	0
Natalie Mania, dp	4	0	1	0	0	0
Jackie Mathews, pr	0	1	0	0	0	0
Allison Milliman, lf	4	0	0	0	2	0
Stephanie York, c	3	0	1	0	8	0
Meghan Stastook, ss	3	1	2	2	1	0
Amanda Birdsong, 1b	2	0	0	0	2	0
Carole Ward, pr	0	0	0	0	0	0
Rhonda Watson, cf	2	0	1	0	1	0
Lindsay Warrenfeltz, ph	1	0	0	0	0	0

West Fla.	AB	R	H	RBI	PO	A
Alex Tice, rf	3	0	1	0	2	0
Tanya Teague, p	0	0	0	0	0	0
TOTALS	29	2	8	2	18	1

Shippensburg	AB	R	H	RBI	PO	A
Liz Corr, lf	3	1	2	1	2	0
Beth Rudai, 2b	3	0	0	0	6	1
Jamie Dacey, cf	3	0	0	0	1	0
Sarah Costa, c	2	1	1	2	6	0
Anna Corr, 1b	3	0	1	0	2	1
Brenna Eck, dp	3	0	0	0	0	0
Jessica Miller, 3b	2	0	0	0	1	1
Amanda Collins, rf	1	1	0	0	1	0
Kristen Marll, ss	2	0	0	0	2	1
Kelley Tiesi, p	0	0	0	0	0	0
TOTALS	22	3	4	3	21	4

West Fla. ..... 010 100 0—2 8 0
Shippensburg ..... 200 010 x—3 4 1
E—Marll. LOB—West Fla. 8, Shippensburg 3. 2B—L. Corr, A. Corr. HR—Stastook, Costa. SH—Williams.

	IP	H	R	ER	BB	SO
Teague (L)	6.0	4	3	3	2	6
Tiesi (W)	7.0	8	2	2	1	6

U—Terri Rosenwald. Dennis Wren, Charles Myers. T—1:39. A—79.

GAME NO. 5—MAY 16

Wayne St. (Mich.)	AB	R	H	RBI	PO	A
Sue Verbeem, ss	3	0	1	0	2	1
Jessica Snelgrove, cf	4	0	0	0	0	0
Beth Berry, 1b	4	0	0	0	4	0
Leah Ondrovick, dp	3	0	1	0	0	0
Maria D'Agostino, c	3	0	2	0	6	0
Sara LeBlanc, pr	0	0	0	0	0	0
Natalya Natyshak, rf	2	0	0	0	1	0
Jordan Sinclair, 3b	3	0	0	0	3	1
Johanna Proulx, lf	2	0	0	0	0	0
Jenna McWilliams, 2b	2	0	2	0	1	0
Autumn Batyik, ph	1	0	0	0	0	0
Meghan Misiak, p	0	0	0	0	1	4
TOTALS	27	0	6	0	18	6

St. Mary's (Tex.)	AB	R	H	RBI	PO	A
Tiffani Craft, ss/2b	4	0	2	1	2	1
Kym Kling, p	3	0	0	0	0	2
Roni Garcia, 3b	3	0	0	0	0	4
Kirstin Simmons, rf	2	1	1	0	1	0
Jennifer Survant, 1b	3	0	1	0	9	0
Pamela Salinas, cf	3	0	0	0	1	0
Terrie Cox, dp	3	1	2	1	0	0
Elizabeth Hunt, c	3	0	1	0	6	2
Teri Moreno, lf	2	0	1	0	1	0
Jamie Bertsch, 2b	0	0	0	0	0	1
LuLu Rodriguez, ss	0	0	0	0	1	2
TOTALS	26	2	8	2	21	12

Wayne St. (Mich.) ..... 000 000 0—0 6 2
St. Mary's (Tex.) ..... 000 101 x—2 8 3
E—Verbeem, Sinclair, Garcia, Simmons, Survant. DP—St. Mary's (Tex.) 1. LOB—Wayne St. (Mich.) 9, St. Mary's (Tex.) 9. SH—Verbeem, Natyshak, Kling, Moreno. SB—Cox, Hunt.

	IP	H	R	ER	BB	SO
Misiak (L)	6.0	8	2	2	1	6
Kling (W)	7.0	6	0	0	1	7

PB—Hunt 2. U—Laurie Zeiders, Charles Myers, Terri Rosenwald. T—1:42. A—73.

GAME NO. 6—MAY 16

Le Moyne	AB	R	H	RBI	PO	A
Emily Senko, cf	4	1	2	2	1	0
Megan Leppin, 2b	4	0	1	1	1	0
Janea Armstrong, pr	0	1	0	0	0	0
Annie Jacobs, 3b	4	1	1	2	0	5
Megan Vecchiano, lf/p	4	0	0	0	0	0
Andrea Cavallo, lf	0	0	0	0	0	0
Lindsay Connor, 1b	2	0	1	0	8	0
Jennifer Winters, ss	3	0	0	0	3	1
Kim Kalec, c	3	0	0	0	6	0
Jessica Kirwan, dp	3	2	2	0	0	0
Kristi Edmunds, rf	1	0	1	0	1	0
Marnie Sundberg, p	0	0	0	0	1	1
Hilary Donegan, lf	0	0	0	0	0	0
TOTALS	28	5	8	5	21	7

West Fla.	AB	R	H	RBI	PO	A
Becky Williams, 3b	3	0	1	0	2	1
Paige Trammell, 2b	4	1	0	0	2	1
Natalie Manis, dp	3	1	2	2	0	0
Allison Milliman, lf	3	0	0	0	3	0
Stephanie York, c	3	0	1	0	3	0
Meghan Stastook, ss	3	0	1	0	6	1

West Fla.	AB	R	H	RBI	PO	A
Amanda Birdsong, 1b	3	0	1	0	4	2
Rhonda Watson, cf	3	0	0	0	1	0
Carole Ward, rf	2	0	1	0	0	0
Lindsay Warrenfeltz, ph	1	0	0	0	0	0
Jackie Moore, p	0	0	0	0	0	1
TOTALS	28	2	7	2	21	6

Le Moyne ..... 001 000 4—5 8 0
West Fla. ..... 000 020 0—2 7 0
LOB—Le Moyne 5, West Fla. 6. 2B—Senko, Connor, Ward. 3B—Senko. HR—Jacobs, Manis. SH—Edmunds 2.

	IP	H	R	ER	BB	SO
Sundberg (W)	6.0	6	2	2	1	3
Vecchiano (S)	1.0	1	0	0	0	3
Moore (L)	7.0	8	5	5	0	3

HBP—Connor (by Moore). U—Dennis Wren, Mike D'Ercole, Dan Rogers. T—1:43. A—58.

GAME NO. 7—MAY 16

UC Davis	AB	R	H	RBI	PO	A
Jennifer Borrelli, lf	4	1	1	0	0	0
Emily Hetzner, cf	5	3	2	3	0	0
Susan Churchwell, p/dp	4	0	2	1	0	1
Megan Turman, dp/c	5	0	2	3	12	0
Lindsay Moore, 3b	4	0	1	0	0	3
Sue Yale, 1b	3	0	0	0	5	0
Michelle Malbon, rf	2	0	0	0	0	0
Jessica Miller, ph/rf	2	0	0	0	0	0
Angie Linsenmeyer, c	3	1	1	0	5	0
Kristin Herrera, 2b	1	0	0	0	1	0
Lindsey Roark, ss	4	2	2	0	1	0
Kacey Sevier, 2b	0	0	0	0	3	1
Amy Rosson, p	0	0	0	0	0	0
TOTALS	37	7	11	7	27	5

North Dakota St.	AB	R	H	RBI	PO	A
Jess Christensen, cf	4	1	0	0	1	0
Molly Pufall, ss	4	1	1	2	0	3
Jenny Bakke, 2b	4	0	0	0	2	3
Lindsey Graham, p	4	0	0	0	0	5
Melissa Hobson, 1b	3	0	0	0	10	0
Ashley Leier, pr	0	0	0	0	0	0
Meghan Potter, dp	4	2	2	0	0	0
Jessie Benson, lf	2	1	0	0	0	1
Hope Hepfinger, ph	1	0	0	0	0	0
Meghan Norris, 3b	4	0	0	0	0	1
Heather Hyatt, rf	4	0	1	2	0	0
Jennie Shollenberger, c	0	0	0	0	14	1
TOTALS	34	5	4	4	27	14

UC Davis ..... 003 200 002—7 11 3
North Dakota St. ..... 020 120 000—5 4 2
E—Herrera, Roark, Bakke, Benson. LOB—UC Davis 6, North Dakota St. 4. 2B—Potter. HR—Pufall. SH—Borrelli. SB—Borrelli, Hetzner, Leier.

	IP	H	R	ER	BB	SO
Churchwell	4.0	4	5	4	0	4
Rosson (W)	5.0	0	0	0	0	12
Graham (L)	9.0	11	7	4	2	14

HBP—Hobson (by Churchwell); Benson (by Churchwell). U—Charles Myers, Terri Rosenwald, Laurie Zeiders. T—2:21. A—137.

GAME NO. 8—MAY 16

GC&SU	AB	R	H	RBI	PO	A
Joni Frei, cf	3	0	1	0	0	1
Aundrea Baker, lf	4	0	1	0	0	0
Kristin Hughes, 3b	4	1	1	0	2	0
Diana Baruffa, ss	3	0	1	0	1	1
Amy Davenport, 1b	3	0	0	0	1	3
Heather Jones, dp	1	0	0	0	1	0
Kristen Rutledge, pr	0	0	0	0	0	0
Mandi Jones, rf	3	0	1	1	2	1
Jill Williams, 2b	1	0	0	0	1	2
Rebecca Heinicka, c	3	0	0	0	1	13
Jennifer Joiner, p	0	0	0	0	0	0
TOTALS	25	1	5	1	9	21

Shippensburg	AB	R	H	RBI	PO	A
Liz Corr, lf	3	0	0	0	0	0
Beth Rudai, 2b	3	0	1	0	3	3
Jamie Dacey, cf	3	0	1	0	0	0
Sarah Costa, dp	3	0	1	0	0	0
Anna Corr, 1b	3	0	0	0	6	0
Brenna Eck, c	3	0	0	0	9	1
Amanda Collins, rf	2	0	0	0	0	0
Amanda George, 3b	2	0	0	0	1	1
Kristen Marll, ss	2	0	0	0	2	1
Nicole Brunt, p	0	0	0	0	0	3
TOTALS	24	0	3	0	21	9

GC&SU..... 000 001 0—1 5 1
Shippensburg..... 000 000 0—0 3 1
E—Joiner, Collins. LOB—GC&SU 9, Shippensburg 3. SH—Baruffa.

	IP	H	R	ER	BB	SO
Joiner (W)	7.0	3	0	0	0	12
Brunt (L)	7.0	5	1	1	4	9

WP—Brunt. HBP—H. Jones (by Brunt). U—Dan Rogers, Dennis Wren, Mike D'Ercole. T—1:33. A—43.

GAME NO. 9—MAY 17

Le Moyne	AB	R	H	RBI	PO	A
Emily Senko, cf	4	0	0	0	1	0
Megan Leppin, 2b	3	0	1	0	3	0
Janea Armstrong, pr	0	0	0	0	0	0
Annie Jacobs, 3b	3	1	1	0	1	1
Andrea Cavallo, pr	0	0	0	0	0	0
Megan Vecchiano, p/lf	4	0	0	0	0	1
Lindsay Connor, 1b	4	1	1	1	4	1
Jennifer Winters, ss	3	1	2	2	0	1
Kim Kalec, c	3	0	0	0	8	0
Jessica Kirwan, dp	3	0	1	0	0	0
Kristi Edmunds, rf	3	1	2	0	0	0
Hilary Donegan, lf	0	0	0	0	1	0
Marnie Sundberg, p	0	0	0	0	0	0
TOTALS	30	4	8	3	18	4

North Dakota St.	AB	R	H	RBI	PO	A
Jess Christensen, cf	4	1	2	1	0	0
Molly Pufall, ss	3	0	1	0	0	3
Jenny Bakke, 2b/dp	1	1	1	1	2	0
Jessie Benson, lf	0	0	0	0	0	0
Megan Slater, lf	0	0	0	0	0	0
Lindsey Graham, dp/lf	2	1	1	2	1	1
Melissa Hobson, 1b	3	0	1	0	7	1
Meghan Potter, rf	3	1	2	0	1	0
Meghan Norris, 3b	2	0	0	0	0	2
Jennie Shollenberger, c	3	1	2	1	9	1
Heather Hyatt, lf/2b	3	0	0	0	1	1
Courtney Lacock, p	1	0	0	0	0	1
TOTALS	25	5	10	5	21	10

Le Moyne ..... 010 002 1—4 8 0
North Dakota St. ..... 201 200 x—5 10 2
E—Hobson, Norris. LOB—Le Moyne 7, North Dakota St. 7. 2B—Connor, Bakke, Shollenberger 2. HR—Winters, Graham. SH—Pufall, Norris. SF—Bakke. SB—Jacobs.

	IP	H	R	ER	BB	SO
Vecchiano (L)	5.0	9	5	4	2	7
Sundberg	1.0	1	0	0	0	1
Lacock (W)	6.0	6	3	2	1	8
Graham (S)	1.0	2	1	0	1	1

PB—Kalec, Shollenberger. U—Terri Rosenwald, Dan Rogers, Charles Myers. T—1:51. A—182.

GAME NO. 10—MAY 17

St. Mary's (Tex.)	AB	R	H	RBI	PO	A
Tiffani Craft, 2b	4	1	1	0	1	2
Kym Kling, dp/p	4	0	0	0	0	3
Roni Garcia, 3b	2	0	0	0	1	0
Kirstin Simmons, rf	4	0	2	2	0	0
Jennifer Servant, 1b	3	1	1	0	9	0
Pamela Salinas, cf	3	0	1	0	1	0
LuLu Rodriguez, ss	3	0	0	0	1	2
Elizabeth Hunt, c	3	0	2	0	8	0
Terrie Cox, pr	0	1	0	0	0	0
Teri Moreno, lf	2	0	2	1	0	0
Amanda Bayless, p	0	0	0	0	0	0
TOTALS	28	3	9	3	21	7

Shippensburg	AB	R	H	RBI	PO	A
Liz Corr, lf	3	0	0	0	3	0
Beth Rudai, 2b	3	1	1	0	2	0
Jamie Dacey, cf	3	0	1	0	2	0
Sarah Costa, c	2	0	0	0	7	0
Anna Corr, 1b	3	0	1	1	4	1
Brenna Eck, dp	3	0	0	0	0	0
Amanda Collins, rf	3	0	0	0	1	0
Jessica Miller, 3b	3	0	1	0	1	2
Heather Bauman, pr	0	0	0	0	0	0
Kristen Marll, ss	3	0	0	0	1	1
Kelley Tiesi, p	0	0	0	0	0	2
TOTALS	26	1	4	1	21	6

St. Mary's (Tex.)..... 010 000 2—3 9 1
Shippensburg..... 000 100 0—1 4 0
E—Rodriguez. LOB—St. Mary's (Tex.) 8, Shippensburg 5. 2B—Simmons, Moreno, Dacey. SH—Survant, Moreno. SB—Craft, Rudai, A. Corr.

	IP	H	R	ER	BB	SO
Bayless (W)	1.1	0	0	0	0	3
Kling	5.2	4	1	1	1	5
Tiesi (L)	7.0	9	3	3	1	6

HBP—Garcia (by Tiesi). U—Mike D'Ercole, Laurie Zeiders, Dennis Wren. T—1:45. A—221.

GAME NO. 11—MAY 17

UC Davis	AB	R	H	RBI	PO	A
Jennifer Borrelli, lf	4	0	0	0	2	0
Emily Hetzner, cf	4	0	1	0	0	0
Susan Churchwell, dp	2	0	0	0	0	0
Megan De La Hoya, pr	0	1	0	0	0	0
Megan Turman, c	2	0	0	0	12	0
Lindsay Moore, 3b	3	1	1	1	0	0
Sue Yale, 1b	3	0	0	0	1	0
Michelle Malbon, rf	3	2	3	3	0	0
Lindsey Roark, ss	2	0	0	0	4	0
Kacey Sevier, 2b	3	0	0	0	2	0
Amy Rosson, p	0	0	0	0	0	0
TOTALS	26	4	5	4	21	0

GC&SU	AB	R	H	RBI	PO	A
Joni Frei, cf	3	0	0	0	0	0
Aundrea Baker, lf	3	1	0	0	0	0
Kristin Hughes, 3b	2	0	0	0	0	1
Diana Baruffa, ss	3	0	1	1	1	3
Amy Davenport, 1b	3	0	0	0	7	0
Heather Jones, dp	3	0	1	0	0	0
Brin Davis, pr	0	0	0	0	0	0
Mandi Jones, rf	2	0	1	0	1	0
Jill Williams, 2b	2	0	0	0	2	1
Kristen Rutledge, ph	1	0	0	0	0	0
Rebecca Heinicka, c	3	0	0	0	10	0
Jennifer Joiner, p	0	0	0	0	0	0
Brook Harrison, p	0	0	0	0	0	1
TOTALS	25	1	3	1	21	6

UC Davis..... 010 003 0—4 5 1
GC&SU..... 000 001 0—1 3 0
E—Roark. LOB—UC Davis 4, GC&SU 6. 2B—Hetzner. HR—Malbon 2. SB—De La Hoya, Baker.

	IP	H	R	ER	BB	SO
Rosson (W)	7.0	3	1	0	2	12
Joiner (L)	6.0	5	4	4	1	10
Harrison	1.0	0	0	0	0	0

WP—Joiner 2. HBP—Frei (by Rosson), Turman (by Joiner), Churchwell (by Joiner). BK—Rosson 2. PB—Turman. U—Laurie Zeiders, Dan Rogers, Terri Rosenwald. T—1:42. A—182.

GAME NO. 12

St. Mary's (Tex.)	AB	R	H	RBI	PO	A
Tiffani Craft, 2b	4	0	1	0	3	1
Kym Kling, dp/p	4	0	1	2	1	1
Roni Garcia, 3b	3	0	1	0	3	2
Kirstin Simmons, rf	4	0	0	0	0	0
Jennifer Servant, 1b	4	1	1	0	3	0
Pamela Salinas, cf	4	0	1	0	0	0
LuLu Rodriguez, ss	4	0	1	0	3	1
Elizabeth Hunt, c	3	1	2	0	7	1
Teri Moreno, lf	1	1	0	1	3	0
Amanda Bayless, p	0	0	0	0	0	0
TOTALS	31	3	8	3	23	6

UC Davis	AB	R	H	RBI	PO	A
Jennifer Borrelli, lf	5	1	3	1	0	0
Emily Hetzner, cf	5	0	2	0	1	0
Susan Churchwell, p/dp	4	1	2	3	0	0
Megan Turman, dp/c	4	0	1	0	8	0
Lindsay Moore, 3b	4	0	0	0	2	1
Sue Yale, 1b	4	0	1	0	5	1
Megan De La Hoya, pr	0	1	0	0	0	0
Michelle Malbon, rf	3	1	3	0	0	0
Angie Linsenmyer, c	1	0	0	0	6	0
Amy Rosson, p	2	0	0	0	0	1
Jessica Miller, ph	1	1	1	1	0	0
Lindsey Roark, ss	3	0	0	0	1	2
Kacey Sevier, 2b	0	0	0	0	1	1
TOTALS	36	5	13	5	24	6

St. Mary's (Tex.)..... 030 000 00—3 8 1
UC Davis..... 000 003 02—5 13 0
E—Craft. LOB—St. Mary's (Tex.) 8, UC Davis 11. 2B—Garcia. HR—Churchwell. SH—Moreno. SB—Craft. CS—Roark.

	IP	H	R	ER	BB	SO
Bayless	1.2	2	0	0	2	3
Kling (L)	6.0	11	5	5	1	4
Churchwell (W)	3.1	4	3	3	2	6
Rosson	4.2	4	0	0	1	7

U—Dan Rogers, Charles Myers, Laurie Zeiders, Mike D'Ercole. T—2:35. A—321.

GAME NO. 13—MAY 18

North Dakota St.	AB	R	H	RBI	PO	A
Jess Christensen, cf	3	0	0	0	1	0
Molly Pufall, ss	3	0	0	0	1	1
Jenny Bakke, dp	2	0	0	0	0	0
Lindsey Graham, p	2	0	0	0	1	0
Melissa Hobson, 1b	3	0	0	0	5	0
Meghan Potter, rf	3	0	1	0	0	0
Megan Slater, ph	0	0	0	0	0	0
Jessie Benson, lf	1	0	0	0	1	0
Meghan Norris, 3b	3	0	0	0	0	3
Heather Hyatt, 2b	2	0	0	0	1	1
Jennie Shollenberger, c	0	0	0	0	8	0
TOTALS	22	0	1	0	18	5

GC&SU	AB	R	H	RBI	PO	A
Joni Frei, cf	3	0	1	0	0	0
Aundrea Baker, lf	2	1	2	0	1	0
Kristin Hughes, 3b	3	0	0	0	3	1
Diana Baruffa, ss	3	0	0	0	1	2
Amy Davenport, 1b	2	0	0	0	3	0
Heather Jones, dp	2	0	0	0	0	0
Mandi Jones, rf	2	0	0	0	1	0
Jennifer Joiner, p	1	1	0	0	1	0
Rebecca Heinicka, c	2	0	0	0	10	0
Jill Williams, 2b	0	0	0	0	1	0
TOTALS	20	2	3	0	21	3

North Dakota St. ..... 000 000 0—0 1 1
GC&SU..... 002 000 x—2 3 0
E—Christensen. LOB—North Dakota St. 5, GC&SU 2. SH—Baker. SB—Benson, Baker.

	IP	H	R	ER	BB	SO
Graham (L)	6.0	3	2	0	1	8
Joiner (W)	7.0	1	0	0	3	10

HBP—Graham (by Joiner). U—Dennis Wren, Terri Rosenwald, Mike D'Ercole, Laurie Zeiders. T—1:23. A—281.

CHAMPIONSHIP GAME

UC Davis	AB	R	H	RBI	PO	A
Jennifer Borrelli, lf	4	1	1	0	2	0
Emily Hetzner, cf	4	0	1	0	1	0
Susan Churchwell, dp	4	2	4	4	0	0
Megan Turman, c	2	1	1	0	9	0
Lindsay Moore, 3b	4	1	2	2	1	1
Sue Yale, 1b	4	0	1	0	5	0
Michelle Malbon, cf	3	0	0	0	0	0
Lindsey Roark, ss	4	1	2	0	1	1
Kacey Sevier, 2b	3	1	2	1	2	1
Angie Linsenmeyer, ph	0	0	0	0	0	0
Amy Rosson, p	0	0	0	0	0	1
TOTALS	32	7	14	7	21	4

GC&SU	AB	R	H	RBI	PO	A
Joni Frei, cf	2	0	0	0	1	0
Aundrea Baker, lf	3	0	0	0	0	1
Kristin Hughes, 3b	3	0	1	0	1	2
Diana Baruffa, ss	2	0	0	0	3	0
Amy Davenport, 1b	2	0	1	0	6	0
Brin Davis, pr	0	0	0	0	0	0
Heather Jones, dp	3	0	0	0	0	0
Mandi Jones, rf	3	0	1	0	2	0
Jennifer Joiner, p	1	0	0	0	0	0
Brook Harrison, p	2	0	0	0	0	2
Rebecca Heinicka, c	3	0	1	0	6	1
Jill Williams, 2b	0	0	0	0	2	2
TOTALS	24	0	4	0	21	8

UC Davis..... 002 200 3–7 14 0
GC&SU..... 000 000 0–0 4 0
DP -- GC&SU 1. LOB -- UC Davis 9, GC&SU 6; 2B -- Turman, Sevier. 3B -- Roark. HR – Churchwell 2, Moore. SH --Davenport. SB -- Borrelli, Turman. CS -- Yale.

	IP	H	R	ER	BB	SO
Rosson (W)	7.0	4	0	0	1	8
Joiner (L)	3.0	3	2	2	3	3
Harrison	4.0	11	5	5	1	2

HBP -- Malbon (by Joiner), Baruffa (by Rosson). WP -- Harrison. U—Charles Myers, Mike D'Ercole, Dennis Wren, Dan Rogers. T—1:46. Attendance—372.

History

Team Results

Year	Champion (Record)	Coach	Score	Runner-Up	Site	Championship Game Attendance	Championship Total Attendance
1982	Sam Houston St. (40-6)	Wayne Daigle	3-2	Cal St. Northridge	Stratford, Conn.	—	3,094
1983	Cal St. Northridge (35-20-2)	Gary Torgeson	1-0	Sam Houston St.	Orange, Calif.	—	1,294
1984	Cal St. Northridge (51-12-2)	Gary Torgeson	1-0	Akron	Sioux Falls, S.D.	161	2,345
1985	Cal St. Northridge (62-19)	Gary Torgeson	2-1	Akron	Northridge, Calif.	600	3,028
1986	Stephen F. Austin (38-15-1)	Dianne Baker	1-0	Cal St. Northridge	Akron, Ohio	893	2,612
1987	Cal St. Northridge (58-7)	Gary Torgeson	4-0	Fla. Southern	Quincy, Ill.	210	2,337
1988	Cal St. Bakersfield (54-9-1)	Kathy Welter	4-3	Lock Haven	Sacramento, Calif.	350	4,157
1989	Cal St. Bakersfield (38-23)	Kathy Welter	8-5	Sacramento St.	Sacramento, Calif.	1,250	5,665
1990	Cal St. Bakersfield (44-11)	Kathy Welter	6-2	Cal St. Northridge	Midland, Mich.	400	2,595
1991	Augustana (S.D.) (61-4-1)	Sandy Jerstad	3-2 (10 inn.)	Bloomsburg	Midland, Mich.	—	4,134
1992	Mo. Southern St. (50-7)	Pat Lipira	1-0	Cal St. Hayward	Shawnee, Kan.	450	2,827
1993	Fla. Southern (45-11)	Chris Bellotto	11-5	Augustana (S.D.)	Shawnee, Kan.	350	3,012
1994	Merrimack (45-4)	Michele Myslinski	6-2	Humboldt St.	Shawnee, Kan.	300	3,843
1995	Kennesaw St. (53-5)	Scott Whitlock	3-2 (8 inn.)	Bloomsburg	Salem, Va.	750	4,997
1996	Kennesaw St. (49-8)	Scott Whitlock	6-4	Neb.-Omaha	Emporia, Kan.	150	2,558
1997	*Calif. (Pa.) (53-5)	Rick Bertagnolli	2-1	Wis.-Parkside	Salem, Va.	327	5,007
1998	Calif. (Pa.) (49-7)	Rick Bertagnolli	2-1	Barry	Pensacola, Fla.	400	5,520
1999	Humboldt St. (55-7-1)	Frank Cheek	7-2	Neb.-Kearney	Salem, Va.	371	5,830
2000	North Dakota St. (68-10)	Mitch Hanson	3-1	Kennesaw St.	Columbus, Ga.	247	6,227
2001	Neb.-Omaha (54-6)	Jeanne Tostenson	4-0	Lewis	Salem, Va.	166	5,050
2002	St. Mary's (Tex.) (58-11)	Donna Fields	4-0	Grand Valley St.	Salem, Va.	159	12,635
2003	*UC Davis (53-15)	Kathy DeYoung	7-0	GC&SU	Salem, Ore.	372	6,758

**Indicates undefeated teams in final series.*

All-Tournament Team

1983
Ginger Cannon, 1b, Sam Houston St.
Pat Mulcahey, 2b, Sam Houston St.
Kathy Toerner, ss, Cal St. Northridge
Renee Smith, 3b, Stephen F. Austin
Terri Lamoree, of, Cal St. Northridge
Beth Smith, of, Sam Houston St.
Linda Lowande, of Cal St. Northridge
Kathy Slaten, p, Cal St. Northridge
Kathy Phillips, p, Sam Houston St.
Lisa Busby, c, Sam Houston St.
Stacy Lim, ut, Cal St. Northridge
Mary Baskin, ut, Sam Houston St.

1984
Tracy Gelsinger, 1b, Sacred Heart
Deann Viebranz, 2b, Akron
Kay Piper, ss, Akron
Rose Marie Torma, 3b, Akron
Barbara Jordan, of, Cal St. Northridge
Linda Lowlande, of, Cal St. Northridge
Kim Cassidy, of, Akron
Dani Vance, p, Akron
Kathy Slaten, p, Cal St. Northridge
Stacy Lim, c, Cal St. Northridge
Becky Drake, ut, Cal St. Northridge
Debbie Tidy, ut, Sacred Heart

1985
Dee Dee Baddelley, 1b, Cal St. Northridge
Lisa Arvay, 2b, Akron
Linda Lowande, ss, Cal St. Northridge
Michelle McAnany, 3b, Cal St. Northridge
Barbara Jordan, of, Cal St. Northridge
Terri Lamoree, of, Cal St. Northridge
Kathy Walker, of, Stephen F. Austin
Renee Vance, p, Akron
Kathy Slaten, p, Cal St. Northridge
Stacy Lim, c, Cal St. Northridge
Kay Piper, ut, Akron
Tracy Alcorn, ut, Akron

1986
Kelly Winn, 1b, Cal St. Northridge
Karen Hertzler, 2b, Bloomsburg
Lori Shelly, ss, Cal St. Northridge
Barb Flynn, 3b, Cal St. Northridge
Stella Castro, of, Stephen F. Austin
Suzanne Luna, of, Bloomsburg
Liz Chavez, of, Truman
Kathy Slaten, p, Cal St. Northridge
Pam Clay, p, Stephen F. Austin
Penni Lewis, c, Stephen F. Austin
Jean Millen, ut, Bloomsburg
Nancy Lucero, ut, Cal St. Northridge

1987
Kelly Winn, 1b, Cal St. Northridge
Patty Otremba, 2b, Minn. St. Mankato
Lori Shelly, ss, Cal St. Northridge
Michelle Garrity, 3b, Minn. St. Mankato
Barbara Jordan, of, Cal St. Northridge
Beth Onestinghel, of, Cal St. Northridge
Beth Greig, of, Fla. Southern
Debbie Dickman, p, Cal St. Northridge
Dori Stankewitz, p, Fla. Southern
Kim Schmidt, c, Sacred Heart
Priscilla Rouse, al, Cal St. Northridge
Carrie Tschida, al, Minn. St. Mankato

1988
Lisa Suppan, 1b, Lock Haven
Barb Santa Cruz, 2b, Cal St. Bakersfield
Andrea Bambrough, 2b, Truman
Sas Trotter, ss, Cal St. Bakersfield
Vicki DiVittorio, 3b, Lock Haven
Lisa Erickson, of, Cal St. Northridge
Amie Zimmerman, of, Lock Haven
Janice Heriford, of, Cal St. Bakersfield
Beth Onestinghel, of, Cal St. Northridge
Debbie Dickman, p, Cal St. Northridge
Sandy Hess, p, Lock Haven
Margaret Harvey, p, Cal St. Bakersfield
Kim Hasson, c, Lock Haven
Teri Reifel, c, Cal St. Bakersfield
Lisa Martin, dp, Cal St. Northridge

1989
Kellie Robinson, 1b, Fla. Southern
Barb Santa Cruz, 2b, Cal St. Bakersfield
Patsy Sugo, 2b, Fla. Southern
Lisa Uranday, ss, Cal St. Bakersfield
Toni Heisler, ss, Sacramento St.
Lorie Avis, 3b, Sacramento St.
Terri Eagleston, of, Sacramento St.
Kellie McIntire, of, Sacramento St.
Tanya Warren, of, Cal St. Bakersfield
Margaret Harvey, p, Cal St. Bakersfield
Karen Andreotti, p, Sacramento St.
Leean Couch, c, Cal St. Bakersfield

1990
Dara Ferris, 1b, Cal St. Bakersfield
Julie Wolfe, 2b, Bloomsburg
Lisa Uranday, ss, Cal St. Bakersfield
Michelle Gerry, 3b, Cal St. Bakersfield
Erin McGuire, of, Cal St. Northridge
Tanya Warren, of, Cal St. Bakersfield
Lisa Erickson, of, Cal St. Northridge
Debbie Dickmann, p, Cal St. Northridge
Cathy Lewis, p, Cal St. Bakersfield
Leean Couch, c, Cal St. Bakersfield
Jennifer Burken, dp, Mo. Southern St.

1991
Ferris Grund, 1b, Augustana (S.D.)
Julie Wolfe, 2b, Bloomsburg
Kim Kouri, ss, Augustana (S.D.)
Michele Hughes, ss, Portland St.
Karen Hudson, 3b, Southeast Mo. St.

Kim Sudbeck, of, Augustana (S.D.)
Jean Buskirk, of, Bloomsburg
Cathy Eason, of, Portland St.
Cynthia Macom, of, Portland St.
Julie Krauth, p, Augustana (S.D.)
Kristin Jacobs, p, Portland St.
Kathy Orstad, c, Augustana (S.D.)
Lori Shelly, dp, Bloomsburg

1992
Stacy Harter, 1b, Mo. Southern St.
Char Rector, 2b, Cal St. Hayward
Charlotte Wiley, ss, Cal St. Hayward
Sharla Snow, 3b, Mo. Southern St.
Carrie Carter, of, Mo. Southern St.
Robyn Crispi, of, Cal St. Hayward
Amy Circo, of, Cal St. Hayward
Andrea Clarke, p, Mo. Southern St.
Leslie Johnson, p, Cal St. Hayward
Marty Laudato, c, Bloomsburg
Diane Miller, al, Mo. Southern St.
Katrina Marshall, al, Mo. Southern St.

1993
Traci Mescher, 1b, Augustana (S.D.)
Jenny Maurer, 2b, Augustana (S.D.)
Michelle Davis, ss, Fla. Southern
Kim Dean, 3b, UC Davis
Jamie Gilbert, of, Augustana (S.D.)
Lisa Markle, of, Bloomsburg
Wanda Graham, of, Fla. Southern
Katy Cortelyou, p, Fla. Southern
Signe DeJong, p, Augustana (S.D.)
Jean Buskirk, c, Bloomsburg
Angie Hopkins, al, Augustana (S.D.)
Jana Merten, al, Fla. Southern

1994
Deb Baetsle, 1b, Neb.-Omaha
Apple Gomez, 2b, Humboldt St.
Julie Hammer, ss, Central Mo. St.
Michala Lehotak, 3b, Neb.-Omaha
Raffaella Paparo, of, Merrimack
Staci Lonquist, of, Humboldt St.
Anetra Torres, of, Humboldt St.
Kim Page, p, Merrimack
Melanie Howard, p, Humboldt St.
Judy O'Connell, c, Merrimack
Tracy Carey, al, Neb.-Omaha
Jen Wagner, al, Calif. (Pa.)

1995
Jennifer Fritz, 1b, Humboldt St.
Nada Hlohovsky, 2b, Kennesaw St.
Jen LeFever, ss, Bloomsburg
Tonya Carlisle, 3b, Kennesaw St.
Shannon McDonough, of, Kennesaw St.
Michelle LeFebvre, of, Merrimack
Emily Brown, of, Bloomsburg
April Paoli, p, Bloomsburg
Kelly Rafter, p, Kennesaw St.
Colleen Thorburn, c, Kennesaw St.
Cara Dornstauder, dp, Kennesaw St.
Jackie Aiken, al, Wis.-Parkside
Paige Wofford, al, Kennesaw St.

1996
Trisha Reinhardt, 1b, UC Davis
Jill McCaslin, 2b, Neb.-Kearney
Kathy Morgan, ss, Kennesaw St.
Mindy Hahne, 3b, Neb.-Omaha
Beth Clifford, of, UC Davis
Kristine MacLean, of, American Int'l
Jenni Upenieks, of, Neb.-Omaha
Kelly Rafter, p, Kennesaw St.
Denise Peterson, p, Neb.-Omaha
Nada Hlohovsky, c, Kennesaw St.
Dana Boyer, al, Calif. (Pa.)
Danielle Penner, al, Calif. (Pa.)
Gena Weber, al, UC Davis

1997
Holly Voss, 1b, Neb.-Omaha
Jill McCaslin, 2b, Neb.-Kearney
Stacy Squires, ss, American Int'l
Lith Webb, 3b, Calif. (Pa.)
Beth Clifford, of, UC Davis
Kathy Kilsdonk, of, UC Davis
Kerry Novak, of, Calif. (Pa.)
Danielle Penner, p, Calif. (Pa.)
Wendy Wolff, p, Wis.-Parkside
Kim O'Kelly, c, Kennesaw St.
Keri Weaver, dp, Calif. (Pa.)
Gena Weber, al, UC Davis
Jackie Aiken, al, Wis.-Parkside

1998
Ramona Romero, 1b, Cal St. Bakersfield
Darcie Berry, 2b, Neb.-Kearney
Cindy Perantoni, ss, Barry
Lith Webb, 3b, Calif. (Pa.)
Jenny Bouchard, of, Barry
Michelle Tabarez, of, Cal St. Bakersfield
Casey Munger, of, Ferris St.
Danielle Penner, p, Calif. (Pa.)
Stephanie Caldwell, p, Barry
Dana Boyer, c, Calif. (Pa.)
Julie Phipps, dp, Merrimack
Nadine Crowl, al, Ferris St.
Karen White, al, Coker

1999
Holly Waller, 1b, Neb.-Kearney
Terry Marroquin, ss, Humboldt St.
Shelli Maher, 3b, Humboldt St.
Jamie Peterson, of, Humboldt St.
Amanda Kelly, p, Neb.-Kearney
Jessame Kendall, p, Humboldt St.
Megan Keesling, c, Humboldt St.
Terrisa Eckmann, dh, Neb.-Kearney

2000
Liza Pepper, 1b, Bloomsburg
Tanya Heath, 2b, Bloomsburg
Nikki Flynn-Gregg, ss, North Dakota St.
Christine Hochdorfer, 3b, Kennesaw St.
Michelle Wiest, of, North Dakota St.
Sheryl Marshall, of, Merrimack
Shyamala White, of, UC Davis
Julie Fromm, p, North Dakota St.
Lacey Gardner, p, Kennesaw St.
Melanie Anderson, c, Bloomsburg
Gerice Olson, dp, North Dakota St.
Audra Thomas, al, Kennesaw St.
Seeley Bair, al, UC Davis

#2001
Melanie Baker, Humboldt St.
Brandi Cope, Humboldt St.
Mandy Driscoll, Lewis
Kelsey Duckworth, Neb.-Omaha
Jill Karwoski, Lewis
Kim Mackinson, Lewis
Erica Miller, Bloomsburg
Kelly Moats, Neb.-Omaha
Katie Schaefer, Lewis
Sarah Schleppers, Neb.-Omaha
Krista Unger, Neb.-Omaha
Audrey Williams, Ala.-Huntsville

2002
Ashley Boedecker, St. Mary's (Tex.)
Veronica Garcia, St. Mary's (Tex.)
Jen Goldschmeding, Grand Valley St.
Natalie Hill, St. Mary's (Tex.)
Liz Hunt, St. Mary's (Tex.)
Kerri Jonas, Grand Valley St.
Kamala Kiffe, Cal St. Chico
*Kym Kling, St. Mary's (Tex.)
Jennifer Mackson, Grand Valley St.
Tanya Medina, St. Mary's (Tex.)
Lisa Mull, Bloomsburg
Katie Stokx, Cal St. Chico
Sara Vroegindewey, Grand Valley St.

2003
Aundrea Baker, GC&SU
Jennifer Borrelli, UC Davis
*Susan Churchwell, UC Davis
Tiffani Craft, St. Mary's (Tex.)
Joni Frei, GC&SU
Lindsey Graham, North Dakota St.
Liz Hunt, St. Mary's (Tex.)
Jennifer Joiner, GC&SU
Shelly Malbon, UC Davis
Molly Pufall, North Dakota State
Amy Rosson UC Davis
Beth Rudai, Shippensburg
Jennifer Survant, St. Mary's (Tex.)

**Most Outstanding Player*
#Starting in 2001, the teams were chosen irregardless of position. al-at-large; dp-designated player; ut-utility player.

Individual Records

SINGLE GAME, BATTING

AT-BATS
10—Elizabeth Luckie, Sacred Heart (1) vs. Bloomsburg (0), 5-11-84.

RUNS
4—Jessie Johnson, Wis.-Parkside (12) vs. Wayne St. (Mich.) (3), 5-10-96; Robin Rossi, American Int'l (8) vs. Merrimack (4), 5-12-2001.

HITS
5—Caren Napolitano, Columbus St. (1) vs. Kennesaw St. (3), 5-9-97.

DOUBLES
3—Mandy Uhrhan, SIU Edwardsville (8) vs. West Va. Wesleyan (0), 5-11-2001.

TRIPLES
2—Molly Carr, Indiana (Pa.) (6) vs. Bloomsburg (7), 5-15-99; Julianne Lovejoy, C.W. Post (8) vs. Merrimack (0), 5-9-2002.

HOME RUNS
2—Janelle Tieken, Augustana (S.D.) (14) vs. Valdosta St. (0), 5-16-93; Apple Gomez, Humboldt St. (9) vs. UC Davis (2), 5-13-95; Allison Temple, Emporia St. (7) vs. Neb.-Kearney (8), 5-10-96; Becky Mancuso, Augustana (S.D.) (8) vs. Minn. St. Mankato (6), 5-9-97; Jamie Sortino, Shippensburg (4) vs. Calif. (Pa.) (2), 5-9-97; Darcie Berry, Neb.-Kearney (10) vs. Regis (Colo.) (5), 5-8-98; Kelly Adams, Mesa St. (5) vs Truman (1), 5-12-2000; Jamie Dunn, Mesa St. (4) vs. West Fla. (12), 5-19-2000; Kristen Heslop, Calif. (Pa.) (5) vs. Indiana (Pa.) (6), 5-12-2001; Amber Riegel, Calif. (Pa.) (10) vs. Indiana (Pa.) (0), 5-9-2002; Veronica Garcia, St. Mary's (Tex.) (8) vs. Texas Woman's (0), 5-10-2002.

RUNS BATTED IN
6—Elizabeth Card, St. Mary's (Tex.) (8) vs. Colorado St.-Pueblo (0), 5-11-2001.

TOTAL BASES
8—Jana Baringer, Wayne St. (Mich.) (4) vs. Cal St. Chico (1), 5-11-84; Raffaella Paparo, Merrimack (8) vs. American Int'l (0), 5-15-93; Janelle Tieken, Augustana (S.D.) (14) vs. Valdosta St. (0), 5-16-93; Apple Gomez, Humboldt St. (9) vs. UC Davis (2), 5-13-95; Becky Mancuso, Augustana (S.D.) (8) vs. Minn. St. Mankato (6), 5-9-97; Jamie Sortino, Shippensburg (4) vs. Calif. (Pa.) (2), 5-9-97; Darcie Berry, Neb.-Kearney (10) vs. Regis (Colo.) (5), 5-8-98; Kelly Adams, Mesa St. (5) vs Truman (1), 5-12-00; Jamie Dunn, Mesa St. (4) vs. West Fla. (12), 5-19-00; Melanie Anderson, Bloomsburg (6) vs. Kutztown (1), 5-13-00; Kristen Heslop, Calif. (Pa.) (5) vs. Indiana (Pa.) (6), 5-12-01.

STOLEN BASES
4—Katie Waldo, SIU Edwardsville (8) vs. Colorado St.-Pueblo (0), 5-11-01.

SINGLE GAME, FIELDING

PUTOUTS
30—Tracy Gelsinger, Sacred Heart (1) vs. Bloomsburg (0), 5-11-84.

ASSISTS
16—Kathy Behan, Bloomsburg (0) vs. Sacred Heart (1), 5-11-84.

ERRORS
4—Kathy Kopacz, Sacred Heart (0) vs. Cal St. Northridge (1), 4-28-82.

SINGLE GAME, PITCHING

INNINGS PITCHED
23—Debbie Tidy, Sacred Heart (1) vs. Bloomsburg (0), 5-11-84.

STRIKEOUTS
23—Kathy Slaten, Cal St. Northridge (1) vs. Cal St. Chico (0), 5-14-83.

BASES ON BALLS
7—Kathy Slaten, Cal St. Northridge (0) vs. Stephen F. Austin (2), 5-16-86; Mindi Prince, Morningside (2) vs. Neb.-Omaha (4), 5-12-95; Dana DeVito, C.W. Post (2) vs. Assumption (1), 5-8-98.

NO-HIT GAMES (same year)
2—Kathy Slaten, Cal St. Northridge (4) vs. Cal St. Chico (0), 5-13-83, and Cal St. Northridge (4) vs. Stephen F. Austin (0), 5-21-83; Geralyn Elam, Barry (6) vs. Kentucky St. (0), 5-8-2002, and Barry (2) vs. St. Leo (0), 5-10-2002.

Team Records

SINGLE GAME, BATTING

AT-BATS
69—Sacred Heart (1) vs. Bloomsburg (0), 5-11-84.

AT-BATS, BOTH TEAMS
129—Sacred Heart (1) vs. Bloomsburg (0), 5-11-84 (69-60).

RUNS
15—Shippensburg vs. Indiana (Pa.) (10), 5-10-2002.

RUNS, BOTH TEAMS
25— Shippensburg (15) vs. Indiana (Pa.) (10), 5-10-2002.

RUNS, INNING
10—Neb.-Kearney (13) vs. Mesa St. (0), 5-10-98; Shippensburg (15) vs. Indiana (Pa.) (10), 5-10-2002.

HITS
20—Fla. Southern (11) vs. Augustana (S.D.) (5), 5-23-93.

HITS, BOTH TEAMS
32—Kennesaw St. (3) vs. Columbus St. (1), 5-9-97.

DOUBLES
8—Calif. (Pa.) (9) vs. Kutztown (1), 5-11-01.

TRIPLES
2—Cal St. Northridge (1) vs. Sam Houston St. (0), 5-20-83; Wayne St. (Mich.) (4) vs. Cal St. Chico (1), 5-11-84; SIU Edwardsville (2) vs. Augustana (S.D.) (5), 5-12-90; Kennesaw St. (7) vs. Carson-Newman (0), 5-11-96; American Int'l (4) vs. C. W. Post (1), 5-9-97; Neb.-Omaha (3) vs. Augustana (S.D.) (1), 5-10-97; Cal St. Bakersfield (3) vs. Ferris St. (5), 5-16-98; Indiana (Pa.) (6) vs. Bloomsburg (7), 5-15-99.

HOME RUNS
4—Augustana (S.D.) (8) vs. Minn. St. Mankato (6), 5-9-97.

TOTAL BASES
27—Augustana (S.D.) (14) vs. Valdosta St. (0), 5-16-93.

TOTAL BASES, BOTH TEAMS
39—Fla. Southern (11) vs. Augustana (S.D.) (5), 5-23-93 (25-14); Shippensburg (15) vs. Indiana (Pa.) (10), 5-10-2002 (22-17).

STOLEN BASES
8—Delta St. (10) vs. Kentucky St. (0), 5-9-2002.

SINGLE GAME, FIELDING

ERRORS
7—Truman (1) vs. Stephen F. Austin (6), 5-10-85; Mesa St. (4) vs. West Fla. (12), 5-19-00.

ERRORS, BOTH TEAMS
10—Sacred Heart (6) vs. New Haven (5), 5-12-95 (4-6).

DOUBLE PLAYS
3—Bloomsburg (3) vs. Merrimack (2), 5-15-93; UC Davis (6) vs. Humboldt St. (0), 5-9-97; Grand Valley St. (4) vs. Gannon (2), 5-14-99.

DOUBLE PLAYS, BOTH TEAMS
3—Mo. Southern St. (1) vs. Cal St. Hayward (0), 5-17-92 (2-1); Bloomsburg (3) vs. Merrimack (2), 5-15-93 (3-0); Kutztown (2) vs. Calif. (Pa.) (0), 5-12-95 (1-2); UC Davis (6) vs. Humboldt St. (0), 5-9-97; Grand Valley St. (4) vs. Gannon (2), 5-14-99.

Women's College World Series Records

INDIVIDUAL: BATTING
(Minimum 10 at-bats)

BATTING AVERAGE, SERIES
.727-Charlotte Wiley, Cal St. Hayward, 1992 (eight hits, 11 at-bats).

AT BATS, GAME
8-Kim Kouri, Augustana (S.D.) (3) vs. Portland St. (2), 5-18-91 (16 inn.); Kathy Orstad, Augustana (S.D.) (3) vs. Portland St. (2), 5-18-91 (16 inn.).

AT-BATS, SERIES
23-Colleen Thorburn, Kennesaw St., 1995; Nada Hlohovsky, Kennesaw St., 1995; Toni Novak, Neb.-Omaha, 1996.

RUNS SCORED, GAME
3-Many times.

RUNS SCORED, SERIES
7-Colleen Thorburn, Kennesaw St., 1995; Kathy Le, Kennesaw St., 1999.

HITS, GAME
4-Kim Kouri, Augustana (S.D.) (3) vs. Portland St. (2), 5-18-91 (16 inn.); Cathy Eason, Portland St. (2) vs. Augustana (S.D.), 5-18-91 (16 inn.); Keisha Hardy, Fla. Southern (11) vs. Augustana (S.D.), 5-23-93; Shelly Davis, Fla. Southern (1) vs. Kennesaw St. (2), 5-16-96 (eight inn.); Kerry Novak, Calif. (Pa.) (1) vs. Neb.-Omaha (2), 5-17-96 (13 inn.); Stephanie Caldwell, Barry (8) vs. Merrimack (4), 5-17-98; Susan Churchwell, UC Davis (7) vs. GC&SU (0), 5-18-03.

HITS, SERIES
11-Colleen Thorburn, Kennesaw St., 1995.

RUNS BATTED IN, GAME
4-Many times.

RUNS BATTED IN, SERIES
9- Susan Churchwell, UC Davis, 2003.

DOUBLES, GAME
2-Many times.

DOUBLES, SERIES
5-Cara Dornstauder, Kennesaw St., 1995.

TRIPLES, GAME
1-Many times.

TRIPLES, SERIES
2-Terri Eagleston, Sacramento St., 1989; Christine Hochdorfer, Kennesaw St., 2000.

HOME RUNS, GAME
2-Jamie Dunn, Mesa St. (4) vs. West Fla. (12), 5-19-00; Susan Churchwell, UC Davis (7) vs. GC&SU (0), 5-18-03.

HOME RUNS, SERIES
3-Holly Voss, Neb.-Omaha, 1997; Jackie Aiken, Wis.-Parkside, 1997; Kathy Le, Kennesaw St., 1999.

STOLEN BASES, GAME
2-Many times.

STOLEN BASES, SERIES
4-Janice Heriford, Cal St. Bakersfield, 1988; Natalie Hill, St. Mary's (Tex.), 2002; Tiffani Craft, St. Mary's (Tex.), 2003.

TEAM: BATTING

HIGHEST BATTING AVERAGE, SERIES
.400-Cal St. Northridge, 1987 (30 hits, 75 at-bats).

AT BATS, GAME
61-Augustana (S.D.) (3) vs. Portland St. (2), 5-18-91 (16 inn.).

AT BATS, SERIES
174-Neb.-Omaha, 1996.

RUNS SCORED, GAME
12-Kennesaw St. vs. Merrimack (1), 5-20-99; West Fla. vs. Mesa St. (4), 5-19-00.

RUNS SCORED, SERIES
32- UC Davis, 2003.

RUNS SCORED, BOTH TEAMS, GAME
21-UC Davis (11) vs. West Fla. (10), 5-18-00.

HITS, GAME
20-Fla. Southern (11) vs. Augustana (S.D.) (5), 5-23-93.

HITS, SERIES
51-Kennesaw St., 1995; UC Davis, 2003

HOME RUNS, GAME
3-Kennesaw St. (12) vs. Merrimack (1), 5-20-99; UC Davis (9) vs. Wayne St. (Mich.) (0), 5-15-2003; UC Davis (7) vs. GC&SU (0), 5-18-03.

STOLEN BASES, GAME
5-St. Mary's (Tex.) (4) vs. Grand Valley St. (0), 5-20-2002.

INDIVIDUAL: PITCHING
(Minimum 10.0 innings pitched)

LOWEST EARNED RUN AVERAGE, SERIES
0.00-Sue Oran, Cal St. Northridge, 1982 (37.0 inn.); Kathy Slaten, Cal St. Northridge, 1983 (21.0 inn.); Kathy Slaten, Cal St. Northridge, 1984 (21.0 inn.); Debbie Dickman, Cal St. Northridge, 1987 (17.0 inn.); Margaret Harvey, Cal St. Bakersfield, 1988 (34.1 inn.); Angela Clarke, Mo. Southern St., 1992 (21.0 inn.); Melanie Howard, Humboldt St., 1994 (14.2 inn.); Debbie Penner, Calif. (Pa.), 1997 (35.0 inn.); Katie Stokx, Cal St. Chico, 2002 (24.2 inn.); Amy Rosson, UC Davis, 2003 (28.2).

PERFECT GAME
1-Kathy Slaten, Cal St. Northridge (4) vs. Stephen F. Austin (0), 5-21-83

WINS, SERIES
5-Kelly Rafter, Kennesaw St., 1995 (5-1); Danielle Penner, Calif. (Pa.), 1997 (5-0).

COMPLETE GAMES, SERIES
6-Kelly Rafter, Kennesaw St., 1995.

INNINGS PITCHED, GAME
16.0-Julie Krauth, Augustana (S.D.) (3) vs. Portland St. (2), 5-18-91.

INNINGS PITCHED, SERIES
43.0-Kelly Rafter, Kennesaw St., 1995

FEWEST HITS ALLOWED, SERIES
2-Katie Stokx, Cal St. Chico, 2002 (24.2 inn.)

FEWEST RUNS ALLOWED, SERIES
0-Kathy Slaten, Cal St. Northridge, 1983 (21.0 inn.); Kathy Slaten, Cal St. Northridge, 1984 (21.0 inn.)

FEWEST EARNED RUNS ALLOWED, SERIES
0-Many times.

STRIKEOUTS, GAME
20-Kathy Slaten, Cal St. Northridge (1) vs. Akron (2), 5-19-85 (15 inn.).

STRIKEOUTS, SERIES
52-Kathy Slaten, Cal St. Northridge, 1985 (36.0 inn.).

TEAM: PITCHING

INNINGS PITCHED, SERIES
49.0-Neb.-Omaha, 1996.

LOWEST EARNED RUN AVERAGE, SERIES
0.00-Cal St. Northridge, 1982 (43.0 inn.); Cal St. Northridge, 1983 (21.0 inn.); Cal St. Northridge, 1984 (22.0 inn.); Cal St. Northridge, 1987 (21.0 inn.); Mo. Southern St., 1992 (21.0); Calif. (Pa.), 1997 (35.0).

RUNS ALLOWED, SERIES
0-Cal St. Northridge, 1983 (21.0 inn.); Cal St. Northridge, 1984 (22.0 inn.).

TEAM: FIELDING

HIGHEST FIELDING PERCENTAGE, SERIES

1.000-Cal St. Northridge, 1983 (three games); Merrimack, 1994 (four games); Bloomsburg, 1995 (four games); Wis.-Parkside, 1996 (two games); UC Davis, 1997 (four games); West Fla., 2003, (two games).

ERRORS, SERIES

12-Ferris St., 1998 (five games); Merrimack, 1998 (four games); Bloomsburg, 2000 (four games).

DOUBLE PLAYS, SERIES

3-Mo. Southern St., 1992 (three games); Bloomsburg, 1992 (three games); Humboldt St., 1994 (five games); Kennesaw St., 1995 (six games).

Won-Lost Records in Tournament Play

Team (Years Participated)	Yrs.	Won	Lost	Pct.	1st	2nd	3rd	4th
Adelphi (2000-03)	2	4	4	.500	0	0	0	0
Akron (1984-85)	2	11	5	.688	0	2	0	0
Ala.-Huntsville (1996-98-99-2000-01-03)	6	14	13	.519	0	0	1	0
American Int'l (1985-87-89-90-93-94-95-96-97-98-99-2001-02-03)	14	19	28	.404	0	0	0	0
Angelo St. (2003)	1	2	2	.500	0	0	0	0
Ark.-Monticello (2003)	1	0	2	.000	0	0	0	0
Armstrong Atlantic (2000-02-03)	3	6	6	.500	0	0	0	0
Ashland (1996-97-98-99-2002-03)	6	10	12	.455	0	0	0	0
Assumption (1998-2000)	2	1	4	.200	0	0	0	0
Augustana (S.D.) (1983-86-88-89-90-91-92-93-94-95-97-98-99-2000-02-03)	16	34	31	.523	1	1	0	0
Barry (1988-89-90-91-94-96-97-98-99-2002-03)	11	22	22	.500	0	1	0	0
Bloomsburg (1983-84-85-86-87-88-89-90-91-92-93-94-95-96-97-98-99-2000-01-02-03)	21	60	43	.583	0	2	5	2
Bridgeport (1988-89)	2	1	4	.200	0	0	0	0
UC Davis (1986-87-93-94-95-96-97-98-99-2000-01-02-03)	13	39	27	.591	1	0	3	1
UC Riverside (1984-98)	2	2	4	.333	0	0	0	0
UC San Diego (2002)	1	0	2	.000	0	0	0	0
Cal Poly (1985-86-88-89-90-91-92-94)	8	7	16	.304	0	0	0	0
Cal St. Bakersfield (1988-89-90-92-93-94-95-97-98-99-2000-01-02-03)	13	39	26	.600	3	0	0	0
Cal St. Chico (1982-83-84-2002)	4	8	9	.471	0	0	0	1
Cal St. Dom. Hills (1982-89-2003)	3	0	6	.000	0	0	0	0
Cal St. Hayward (1992)	1	5	2	.714	0	1	0	0
Cal St. Northridge (1982-83-84-85-86-87-88-89-90)	9	45	12	.789	4	3	1	0
Cal St. Stanislaus (2000-01)	2	4	4	.500	0	0	0	0
Calif. (Pa.) (1990-91-92-93-94-95-96-97-98-99-2000-01-02-03)	14	36	27	.571	2	0	0	0
Carson-Newman (1995-96-98-2001)	4	3	8	.273	0	0	0	0
Central Mo. St. (1987-88-89-91-94-95-97)	7	15	15	.500	0	0	1	1
Central Okla. (2002)	1	1	2	.333	0	0	0	0
Chapman (1984-88-91)	3	1	6	.143	0	0	0	0
Col. of Charleston (1982-83)	2	0	4	.000	0	0	0	0
Coker (1997-98-99-2001-02)	5	10	10	.500	0	0	0	0
Colorado St.-Pueblo (2001)	1	0	2	.000	0	0	0	0
Columbus St. (1995-96-97-98-99-2000-03)	7	4	14	.222	0	0	0	0
C.W. Post (1985-97-98-99-2000-02-03)	7	10	14	.417	0	0	0	0
Delta St. (2002)	1	1	2	.333	0	0	0	0
Dowling (2001)	1	3	3	.500	0	0	0	0
Eastern N.M. (2001)	1	4	2	.667	0	0	0	0
Elizabeth City St. (2002)	1	0	2	.000	0	0	0	0
Emporia St. (1996)	1	2	2	.500	0	0	0	0
Ferris St. (1982-98-99)	3	11	7	.611	0	0	1	0
Fla. Southern (1987-88-89-90-91-92-93-94-95-96-97-98-99-2000)	14	38	29	.567	1	1	1	0
Fort Hays St. (2003)	1	0	2	.000	0	0	0	0
Gannon (1999)	1	0	2	.000	0	0	0	0
GC&SU (2003)	1	6	2	.750	0	1	0	0
Grand Valley St. (1999-2000-01-02-03)	5	15	10	.600	0	1	0	0
Hawaii Pacific (1999)	1	2	2	.500	0	0	0	0
Hillsdale (1991)	1	1	2	.333	0	0	0	0
Humboldt St. (1990-91-93-94-95-96-97-98-99-2000-01-02-03)	13	36	26	.581	1	1	2	0
Indiana (Pa.) (1999-2000-01-02-03)	5	6	10	.375	0	0	0	0
Keene St. (1994)	1	1	2	.333	0	0	0	0
Kennesaw St. (1995-96-97-98-99-2000-01-02)	8	40	17	.702	2	1	1	0
Kentucky St. (2002-03)	2	0	4	.000	0	0	0	0
Kutztown (1994-95-96-2000-01-03)	6	5	12	.294	0	0	0	0
Le Moyne-Owen (2002-03)	2	9	4	.692	0	0	0	0
Lenoir-Rhyne (2002)	1	0	2	.000	0	0	0	0
Lewis (1987-94-97-2000-01)	5	12	11	.522	0	1	0	0
Lock Haven (1988-2002)	2	7	4	.636	0	1	0	0
Longwood (2002-03)	2	2	4	.333	0	0	0	0
Lynn (2001)	1	1	2	.333	0	0	0	0
Mass.-Lowell (1986-2003)	2	2	4	.333	0	0	0	0
Merrimack (1991-93-94-95-96-97-98-99-2000-01-02)	11	30	21	.588	1	0	0	1
Mesa St. (1997-98-2000-01-02)	5	7	10	.412	0	0	0	0
Minn. Duluth (1996-2002)	2	1	4	.200	0	0	0	0
Minn. St. Mankato (1984-87-89-95-97)	5	6	11	.353	0	0	1	0
Mo.-St. Louis (1989)	1	1	2	.333	0	0	0	0
Mo. Southern St. (1990-92-93-94-95-96-98-2001)	8	15	14	.517	1	0	0	1
Morningside (1994-95)	2	1	4	.200	0	0	0	0
Neb.-Kearney (1994-96-97-98-99-2000)	6	18	15	.545	0	1	0	1
Neb.-Omaha (1982-85-90-91-92-93-94-95-96-97-98-99-2000-01-02-03)	16	35	31	.530	1	1	1	1
New Haven (1995-96)	2	3	4	.429	0	0	0	0
North Dakota St. (1998-99-2000-01-02-03)	6	22	12	.647	1	0	1	0
North Fla. (1994-99-2000-01-02-03)	6	6	12	.333	0	0	0	0

Team (Years Participated)	Yrs.	Won	Lost	Pct.	1st	2nd	3rd	4th
Northern Ky. (2002-03)	2	1	4	.200	0	0	0	0
Northwest Mo. St. (1983-84)	2	1	4	.200	0	0	0	0
Pittsburg St. (1993-94-95)	3	1	6	.143	0	0	0	0
Portland St. (1990-91-92-93-96)	5	6	11	.353	0	0	1	0
Queens (N.Y.) (1999-2001-03)	3	1	6	.143	0	0	0	0
Quinnipiac (1982-94)	2	3	4	.429	0	0	0	0
Regis (Colo.) (1998-2002)	2	0	4	.000	0	0	0	0
Sacred Heart (1982-83-84-85-87-88-90-91-92-93-95)	11	20	25	.444	0	0	2	3
Sacramento St. (1987-88-89)	3	9	6	.600	0	1	0	0
Saginaw Valley (1992)	1	3	2	.600	0	0	0	1
St. Anselm (2002)	1	1	2	.333	0	0	0	0
St. Cloud St. (1989-91-92-98-99-2000-02-03)	8	16	16	.500	0	0	0	0
St. Leo (2000-02)	2	1	4	.200	0	0	0	0
St. Mary's (Tex.) (2001-02-03)	3	16	5	.762	1	0	0	1
Sam Houston St. (1982-83-84-85-86)	5	15	10	.600	1	1	0	1
Shaw (2003)	1	0	2	.000	0	0	0	0
Shippensburg (1987-92-97-98-99-2002-03)	7	10	14	.417	0	0	0	0
Sonoma St. (1995)	1	0	2	.000	0	0	0	0
S.C.-Spartanburg (1992)	1	0	2	.000	0	0	0	0
South Dakota St. (1996)	1	1	2	.333	0	0	0	0
SIU Edwardsville (1985-88-90-98-2000-01-02-03)	8	9	16	.360	0	0	0	0
Southeast Mo. St. (1986-87-89-91)	4	6	8	.429	0	0	0	1
Southeastern Okla. (1999-2000-03)	3	1	6	.143	0	0	0	0
Southern Conn. St. (2002)	1	0	2	.000	0	0	0	0
Southern Ind. (1995-98)	2	1	4	.200	0	0	0	0
Springfield (1983-86)	2	1	4	.200	0	0	0	0
Stephen F. Austin (1983-84-85-86)	4	16	7	.696	1	0	2	0
Tampa (2001-02)	2	2	4	.333	0	0	0	0
Tareleton St. (2003)	2	2	2	.500	0	0	0	0
Tex. A&M-Kingsville (2002-03)	2	6	4	.600	0	0	0	0
Texas Woman's (2002)	1	1	2	.333	0	0	0	0
Truman (1982-83-85-86-88-99-2000-01-02-03)	10	15	21	.417	0	0	0	3
Valdosta St. (1993-94-2002-03)	4	8	8	.500	0	0	0	0
Washburn (1999)	1	0	2	.000	0	0	0	0
Wayne St. (Mich.) (1983-84-86-88-90-92-93-94-96-2002-03)	11	8	23	.258	0	0	0	0
West Ala. (1997)	1	1	2	.333	0	0	0	0
West Fla. (1998-99-2000-01-03)	5	14	11	.560	0	0	0	0
West Va. Wesleyan (1998-2001-02-03)	4	3	7	.300	0	0	0	0
Western N.M. (2002-03)	2	2	4	.333	0	0	0	0
Western Wash. (2003)	1	0	2	.000	0	0	0	0
Wingate (2003)	1	1	2	.333	0	0	0	0
Winona St. (2003)	1	1	2	.333	0	0	0	0
Wis.-Parkside (1995-96-97-2000)	4	14	8	.636	0	1	0	1

(*Note: Third-place and fourth-place finishes are determined by advancement in double-elimination tournament.)*

All-Time Results

1982 East Regional: Sacred Heart 2 wins, 1 loss; Ferris St. 2-2; Quinnipiac 1-2. **South Regional:** Sam Houston St. 2-0; Col. of Charleston 0-2. **North Regional:** Truman 2-0; Neb.-Omaha 2-2; Cal St. Dom. Hills 0-2. **West Regional:** Cal St. Northridge 2-0; Cal St. Chico 0-2.
Finals: Sam Houston St. 1, Truman 0; Cal St. Northridge 1, Sacred Heart 0 (nine inn.); Sacred Heart 6, Truman 3; Sam Houston St. 1, Cal St. Northridge 0; Cal St. Northridge 1, Sacred Heart 0 (11 inn.); Cal St. Northridge 1, Sam Houston St. 0 (11 inn.). **Championship:** Sam Houston St. 3, Cal St. Northridge 2.

1983 East Regional: Sacred Heart 3 wins, 1 loss; Bloomsburg 2-2; Springfield 0-2. **South Regional:** Sam Houston St. 3-0; Augustana (S.D.) 1-2; Col. of Charleston 0-2. **Central Regional:** Stephen F. Austin 3-0; Northwest Mo. St. 1-2; Truman 0-2. **West Regional:** Cal St. Northridge 3-0; Cal St. Chico 1-2; Wayne St. (Mich.) 0-2.
Finals: Cal St. Northridge 1, Sam Houston St. 0; Stephen F. Austin 5, Sacred Heart 0; Cal St. Northridge 4, Stephen F. Austin 0; Sam Houston St. 3, Sacred Heart 1; Sam Houston St. 3, Stephen F. Austin 2. **Championship:** Cal St. Northridge 1, Sam Houston St. 0.

1984 Central Regional: Wayne St. (Mich.) 4, Cal St. Chico 1; Akron 8, Cal St. Chico 0; Akron 1, Wayne St. (Mich.) 0 (11 inn.); Wayne St. (Mich.) 4, Akron 3; Akron 11, Wayne St. (Mich.) 2. **Northeast Regional:** Bloomsburg 1, Minn. St. Mankato 0; Sacred Heart 5, Minn. St. Mankato 0; Sacred Heart 1, Bloomsburg 0 (23 inn.); Bloomsburg 3, Sacred Heart 0; Sacred Heart 1, Bloomsburg 0 (eight inn.). **South Regional:** Sam Houston St. 3, Northwest Mo. St. 2; Stephen F. Austin 1, Northwest Mo. St. 0; Sam Houston St. 1, Stephen F. Austin 0; Stephen F. Austin 4, Sam Houston St. 0; Sam Houston St. 1, Stephen F. Austin 0. **West Regional:** UC Riverside 3, Chapman 0; Cal St. Northridge 1, Chapman 0; Cal St. Northridge 1, UC Riverside 0 (eight inn.); Cal St. Northridge 1, UC Riverside 0 (13 inn.).
Finals: Cal St. Northridge 1, Sam Houston St. 0 (eight inn.); Sacred Heart 3, Akron 0; Akron 3, Sam Houston St. 1; Cal St. Northridge 2, Sacred Heart 0; Akron 2, Sacred Heart 1 (15 inn.). **Championship:** Cal St. Northridge 1, Akron 0.

1985 Mid-Atlantic Regional: Akron 5, Bloomsburg 4; Bloomsburg 4, Sam Houston St. 2; Akron 4, Sam Houston St. 3; Akron 2, Bloomsburg 0. **Midwest Regional:** Truman 4, Neb.-Omaha 0; Stephen F. Austin 5, Neb.-Omaha 0; Stephen F. Austin 6, Truman 1; Stephen F. Austin 1, Truman 0. **Northeast Regional:** American Int'l 4, C.W. Post 3 (11 inn.); Sacred Heart 8, C.W. Post 0; Sacred Heart 7, American Int'l 0; Sacred Heart 3, American Int'l 0. **West Regional:** SIU Edwardsville 1, Cal Poly 0; Cal Poly 1, Cal St. Northridge 0; Cal St. Northridge 2, SIU Edwardsville 0; Cal St. Northridge 1, SIU Edwardsville 0 (eight inn.); Cal St. Northridge 2, Cal Poly 0.
Finals: Stephen F. Austin 2, Sacred Heart 0; Cal St. Northridge 3, Akron 0; Akron 2, Sacred Heart 0 (nine inn.); Cal St. Northridge 2, Stephen F. Austin 0; Akron 4, Stephen F. Austin 0; Akron 2, Cal St. Northridge 1 (15 inn.). **Championship:** Cal St. Northridge 2, Akron 1.

1986 Northeast Regional: Springfield 2, Mass.-Lowell 0; Bloomsburg 2, Mass.-Lowell 0; Bloomsburg 5, Springfield 0; Bloomsburg 9, Springfield 1. **Central Regional:** Truman 4, Augustana (S.D.) 1; Augustana (S.D.) 4, Wayne St. (Mich.) 2; Truman 4, Wayne St. (Mich.) 0; Truman 1, Augustana (S.D.) 0. **South Regional:** Stephen F. Austin 2, Southeast Mo. St. 0; Sam Houston St. 3, Southeast Mo. St. 0; Sam Houston St. 2, Stephen F. Austin 0; Stephen F. Austin 2, Sam Houston St. 1; Stephen F. Austin 3, Sam Houston St. 0. **West Regional:** Cal Poly 2, UC Davis 1 (11 inn.); Cal St. Northridge 3, UC Davis 0; Cal St. Northridge 1, Cal Poly 0; Cal St. Northridge 2, Cal Poly 1 (eight inn.).
Finals: Bloomsburg 1, Truman 0; Stephen F. Austin 2, Cal St. Northridge 0; Cal St. Northridge 2, Truman 1; Stephen F. Austin 3, Bloomsburg 1; Cal St. Northridge 5, Bloomsburg 4. **Championship:** Stephen F. Austin 1, Cal St. Northridge 0.

1987 Northeast Regional: Lewis 4, American Int'l 3 (10 inn.); Sacred Heart 3, American Int'l 0; Sacred Heart 1, Lewis 0; Sacred Heart 5, Lewis 0. **Mid-Atlantic Regional:** Shippensburg 3, Minn. St. Mankato 1; Minn. St. Mankato 3, Bloomsburg 2 (12 inn.); Bloomsburg 3, Shippensburg 2 (nine inn.); Minn. St. Mankato 5, Bloomsburg 2; Minn. St. Mankato 5,

Shippensburg 0. **Central Regional:** Southeast Mo. St. 4, Central Mo. St. 2; Fla. Southern 5, Central Mo. St. 0; Fla. Southern 2, Southeast Mo. St. 0; Fla. Southern 3, Southeast Mo. St. 0. **West Regional:** Sacramento St. 2, UC Davis 1; UC Davis 1, Cal St. Northridge 0; Cal St. Northridge 5, Sacramento St. 0; Cal St. Northridge 3, UC Davis 2; Cal St. Northridge 2, Sacramento St. 1. **Finals:** Cal St. Northridge 3, Minn. St. Mankato 0; Fla. Southern 1, Sacred Heart 0; Minn. St. Mankato 4, Sacred Heart 1; Cal St. Northridge 4, Fla. Southern 3; Fla. Southern 1, Minn. St. Mankato 0. **Championship:** Cal St. Northridge 4, Fla. Southern 0.

1988 New England Regional: Sacred Heart 6, Bridgeport 3 (10 inn.); Cal St. Northridge 2, Central Mo. St. 1; Central Mo. St. 2, Bridgeport 0; Cal St. Northridge 1, Sacred Heart 0 (10 inn.); Sacred Heart 2, Central Mo. St. 1 (10 inn.); Cal St. Northridge 8, Sacred Heart 0. **Mid-Atlantic Regional:** Augustana (S.D.) 1, Wayne St. (Mich.) 0; Lock Haven 2, Bloomsburg 0; Bloomsburg 3, Wayne St. (Mich.) 1 (10 inn.); Lock Haven 2, Augustana (S.D.) 0; Bloomsburg 10, Augustana (S.D.) 3; Lock Haven 2, Bloomsburg 0. **South Regional:** Truman 6, SIU Edwardsville 2; Fla. Southern 4, Barry 3; SIU Edwardsville 5, Barry 1; Truman 1, Fla. Southern 0; Fla. Southern 6, SIU Edwardsville 0; Fla. Southern 4, Truman 2; Truman 2, Fla. Southern 1. **West Regional:** Sacramento St. 2, Cal Poly 0; Cal St. Bakersfield 2, Chapman 1; Cal Poly 1, Chapman 0; Cal St. Bakersfield 1, Sacramento St. 0 (eight inn.); Sacramento St. 3, Cal Poly 0; Cal St. Bakersfield 4, Sacramento St. 2.
Finals: Lock Haven 1, Cal St. Northridge 0 (11 inn.); Cal St. Bakersfield 3, Truman 0; Cal St. Northridge 4, Truman 0; Lock Haven 3, Cal St. Bakersfield 2 (nine inn.); Cal St. Bakersfield 2, Cal St. Northridge 1; Cal St. Bakersfield 4, Lock Haven 3 (13 inn.). **Championship:** Cal St. Bakersfield 4, Lock Haven 3.

1989 West Regional: Cal St. Bakersfield 5, Cal Poly 4; Cal St. Northridge 6, Cal St. Dom. Hills 0; Cal Poly 4, Cal St. Dom. Hills 3; Cal St. Bakersfield 3, Cal St. Northridge 2 (10 inn.); Cal St. Northridge 1, Cal Poly 0 (nine inn.); Cal St. Bakersfield 4, Cal St. Northridge 1. **Midwest Regional:** Minn. St. Mankato 1, Augustana (S.D.) 0; Sacramento St. 2, St. Cloud St. 1 (12 inn.); Augustana (S.D.) 1, St. Cloud St. 0; Sacramento St. 1, Minn. St. Mankato 0; Augustana (S.D.) 1, Minn. St. Mankato 0; Sacramento St. 1, Augustana (S.D.) 0. **Northeast Regional:** American Int'l 1, Central Mo. St. 0; Bridgeport 2, Bloomsburg 1 (10 inn.); Central Mo. St. 4, Bloomsburg 3 (10 inn.); American Int'l 2, Bridgeport 1; Central Mo. St. 3, Bridgeport 0; Central Mo. St. 4, American Int'l 3; Central Mo. St. 3, American Int'l 1 (eight inn.). **South Regional:** Southeast Mo. St. 2, Barry 1 (nine inn.); Fla. Southern 9, Mo.-St. Louis 2; Mo.-St. Louis 3, Barry 2 (nine inn.); Fla. Southern 4, Southeast Mo. St. 0; Southeast Mo. St. 5, Mo.-St. Louis 2; Fla. Southern 4, Southeast Mo. St. 1.
Finals: Cal St. Bakersfield 2, Sacramento St. 0; Fla. Southern 5, Central Mo. St. 0; Sacramento St. 1, Central Mo. St. 0; Cal St. Bakersfield 1, Fla. Southern 0; Sacramento St. 4, Fla. Southern 2; Sacramento St. 6, Cal St. Bakersfield 5. **Championship:** Cal St. Bakersfield 8, Sacramento St. 5.

1990 West Regional: Cal Poly 1, Portland St. 0; Cal St. Bakersfield 4, Humboldt St. 2; Humboldt St. 4, Portland St. 0; Cal St. Bakersfield 7, Cal Poly 1; Cal Poly 2, Humboldt St. 1; Cal St. Bakersfield 8, Cal Poly 1. **Midwest Regional:** Neb.-Omaha 2, Augustana (S.D.) 0; Cal St. Northridge 1, SIU Edwardsville 0; Augustana (S.D.) 5, SIU Edwardsville 2; Cal St. Northridge 3, Neb.-Omaha 0; Augustana (S.D.) 5, Neb.-Omaha 2; Cal St. Northridge 2, Augustana (S.D.) 0. **East Regional:** American Int'l 3, Sacred Heart 2; Calif. (Pa.) 1, Bloomsburg 0; Bloomsburg 6, Sacred Heart 2; Calif. (Pa.) 2, American Int'l 0; Bloomsburg 4, American Int'l 0; Bloomsburg 6, Calif. (Pa.) 4; Bloomsburg 7, Calif. (Pa.) 2. **South Regional:** Mo. Southern St. 3, Wayne St. (Mich.) 2 (12 inn.); Fla. Southern 3, Barry 0; Barry 8, Wayne St. (Mich.) 3; Mo. Southern St. 2, Fla. Southern 1; Fla. Southern 10, Barry 6; Mo. Southern St. 1, Fla. Southern 0.
Finals: Cal St. Bakersfield 8, Bloomsburg 2; Cal St. Northridge 4, Mo. Southern St. 2; Bloomsburg 4, Mo. Southern St. 3; Cal St. Northridge 3, Cal St. Bakersfield 2; Cal St. Bakersfield 4, Bloomsburg 0; Cal St. Bakersfield 1, Cal St. Northridge 0. **Championship:** Cal St. Bakersfield 6, Cal St. Northridge 2.

1991 West Regional: Humboldt St. 1, Chapman 0; Portland St. 2, Cal Poly 0; Chapman 2, Cal Poly 0; Humboldt St. 1, Portland St. 0; Portland St. 8, Chapman 0; Portland St. 7, Humboldt St. 1; Portland St. 7, Humboldt St. 0. **Midwest Regional:** St. Cloud St. 8, Neb.-Omaha 2; Augustana (S.D.) 4, Hillsdale 1; Hillsdale 5, Neb.-Omaha 1; Augustana (S.D.) 2, St. Cloud St. 0; St. Cloud St. 4, Hillsdale 1; Augustana (S.D.) 2, St. Cloud St. 0. **Mid-Atlantic Regional:** Bloomsburg 5, Sacred Heart 0; Calif. (Pa.) 3, Merrimack 2; Merrimack 3, Sacred Heart 2 (nine inn.); Bloomsburg 5, Calif. (Pa.) 1; Merrimack 2, Calif. (Pa.) 1; Bloomsburg 2, Merrimack 1 (11 inn.). **South Regional:** Central Mo. St. 7, Barry 2; Southeast Mo. St. 1, Fla. Southern 0; Fla. Southern 2, Barry 1; Southeast Mo. St. 3, Central Mo. St. 1; Fla. Southern 4, Central Mo. St. 0; Southeast Mo. St. 3, Fla. Southern 1.
Finals: Augustana (S.D.) 3, Bloomsburg 1; Portland St. 3, Southeast Mo. St. 2; Bloomsburg 9, Southeast Mo. St. 4; Augustana (S.D.) 3, Portland St. 2 (16 inn.); Bloomsburg 5, Portland St. 2 (nine inn.). **Championship:** Augustana (S.D.) 3, Bloomsburg 2 (10 inn.).

1992 Regional at Cal St. Bakersfield: Cal Poly 3, Portland St. 2; Cal St. Hayward 3, Cal St. Bakersfield 2 (eight inn.); Cal St. Bakersfield 3, Portland St. 2; Cal St. Hayward 1, Cal Poly 0; Cal St. Bakersfield 3, Cal Poly 0; Cal St. Hayward 4, Cal St. Bakersfield 0. **Regional at Bloomsburg:** Shippensburg 5, Calif. (Pa.) 1; Sacred Heart 2, Bloomsburg 1; Bloomsburg 6, Calif. (Pa.) 3; Shippensburg 4, Sacred Heart 3; Bloomsburg 5, Sacred Heart 1; Bloomsburg 4, Shippensburg 0; Bloomsburg 3, Shippensburg 1. **Regional at Wayne St. (Mich.):** Wayne St. (Mich.) 3, S.C.-Spartanburg 0; Saginaw Valley 4, Fla. Southern 0; Fla. Southern 1, S.C.-Spartanburg 0 (nine inn.); Saginaw Valley 6, Wayne St. (Mich.) 1; Fla. Southern 5, Wayne St. (Mich.) 3; Saginaw Valley 7, Fla. Southern 3. **Regional at Mo. Southern St.:** Augustana (S.D.) 5, St. Cloud St. 0; Mo. Southern St. 6, Neb.-Omaha 1; Neb.-Omaha 11, St. Cloud St. 2; Mo. Southern St. 7, Augustana (S.D.) 3; Augustana (S.D.) 2, Neb.-Omaha 1; Mo. Southern St. 3, Augustana (S.D.) 1.
Finals: Bloomsburg 3, Cal St. Hayward 0; Mo. Southern St. 8, Saginaw Valley 1; Mo. Southern St. 1, Bloomsburg 0; Cal St. Hayward 11, Saginaw Valley 0 (five inn.); Cal St. Hayward 4, Bloomsburg 3. **Championship:** Mo. Southern St. 1, Cal St. Hayward 0.

1993 Regional at Humboldt St.: Humboldt St. 3, Portland St. 2; UC Davis 1, Cal St. Bakersfield 0; UC Davis 4, Portland St. 2; Cal St. Bakersfield 3, Humboldt St. 0; UC Davis 4, Humboldt St. 3 (eight inn.); Cal St. Bakersfield 1, UC Davis 0; UC Davis 4, Cal St. Bakersfield 2. **Regional at Augustana (S.D.):** Calif. (Pa.) 5, Neb.-Omaha 0; Valdosta St. 3, Augustana (S.D.) 2 (nine inn.); Augustana (S.D.) 1, Neb.-Omaha 0; Valdosta St. 4, Calif. (Pa.) 2; Augustana (S.D.) 5, Calif. (Pa.) 4; Augustana (S.D.) 6, Valdosta St. 1; Augustana (S.D.) 14, Valdosta St. 0. **Regional at Mo. Southern St.:** Fla. Southern 7, Mo. Southern St. 2; Wayne St. (Mich.) 1, Pittsburg St. 0; Mo. Southern St. 3, Pittsburg St. 2; Wayne St. (Mich.) 7, Fla. Southern 3; Fla. Southern 6, Mo. Southern St. 3; Fla. Southern 3, Wayne St. (Mich.) 0; Fla. Southern 5, Wayne St. (Mich.) 2. **Regional at Bloomsburg:** Merrimack 8, American Int'l 0; Bloomsburg 3, Sacred Heart 0; American Int'l 9, Sacred Heart 8; Bloomsburg 3, Merrimack 2; Merrimack 9, American Int'l 2; Bloomsburg 8, Merrimack 0.
Finals: Fla. Southern 4, UC Davis 1; Augustana (S.D.) 2, Bloomsburg 1; Augustana (S.D.) 2, Fla. Southern 1; UC Davis 2, Bloomsburg 1 (11 inn.); Fla. Southern 2, UC Davis 0; Fla. Southern 1, Augustana (S.D.) 0. **Championship:** Fla. Southern 11, Augustana (S.D.) 5.

1994 West Regional: Humboldt St. 1, UC Davis 0; Cal St. Bakersfield 3, Cal Poly 1; UC Davis 3, Cal Poly 0; Cal St. Bakersfield 4, Humboldt St. 0; Humboldt St. 2, UC Davis 0; Humboldt St. 4, Cal St. Bakersfield 3 (eight inn.); Humboldt St. 1, Cal St. Bakersfield 0. **Midwest Regional:** Augustana (S.D.) 4, Morningside 0; Neb.-Omaha 8, Neb.-Kearney 0; Morningside 5, Neb.-Kearney 0; Neb.-Omaha 4, Augustana (S.D.) 1; Augustana (S.D.) 6, Morningside 1; Neb.-Omaha 9, Augustana (S.D.) 1 (six inn.). **Mid-Atlantic Regional:** Calif. (Pa.) 5, Lewis 4; Bloomsburg 2, Kutztown 0; Lewis 4, Kutztown 3; Calif. (Pa.) 3, Bloomsburg 0; Bloomsburg 5, Lewis 0; Calif. (Pa.) 2, Bloomsburg 1. **South Regional:** Valdosta St. 5, Barry 4 (eight inn.); Fla. Southern 4, North Fla. 2; Barry 5, North Fla. 0; Valdosta St. 2, Fla. Southern 1; Barry 5, Fla. Southern 2; Barry 2, Valdosta St. 1 (nine inn.); Barry 4, Valdosta St. 0. **Northeast Regional:** Quinnipiac 9, American Int'l 1; Merrimack 6, Keene St. 1; Keene St. 5, American Int'l 3; Merrimack 12, Quinnipiac 0; Quinnipiac 10, Keene St. 1 (five inn.); Merrimack 10, Quinnipiac 1 (six inn.). **Central Regional:** Mo. Southern St. 3, Pittsburg St. 1; Central Mo. St. 3, Wayne St. (Mich.) 2; Pittsburg St. 7, Wayne St. (Mich.) 6 (11 inn.); Central Mo. St. 2, Mo. Southern St. 0; Mo. Southern St. 5, Pittsburg St. 2; Central Mo. St. 10, Mo. Southern St. 1.
Finals: Merrimack 5, Barry 1; Central Mo. St. 7, Calif. (Pa.) 4; Merrimack 7, Humboldt St. 2; Neb.-Omaha 8, Central Mo. St. 5; Humboldt St. 4, Calif. (Pa.) 2; Central Mo. St. 7, Barry 1; Merrimack 3, Neb.-Omaha 1; Humboldt St. 4, Central Mo. St. 1; Humboldt St. 7, Neb.-Omaha 4. **Championship:** Merrimack 6, Humboldt St. 2.

1995 Northeast Regional: Sacred Heart 6, New Haven 5; Merrimack 4, American Int'l 3; New Haven 6, American Int'l 5 (10 inn.); Merrimack 5, Sacred Heart 4; New Haven 6, Sacred Heart 4; Merrimack 4, New Haven 0. **Mid-Atlantic Regional:** Kutztown 2, Calif. (Pa.) 0; Bloomsburg 2, Southern Ind. 0; Calif. (Pa.) 7, Southern Ind. 1; Bloomsburg 5, Kutztown 3; Calif. (Pa.) 8, Kutztown 0 (five inn.); Bloomsburg 3, Calif. (Pa.) 1. **Central Regional:** Mo. Southern St. 7, Pittsburg St. 1; Wis.-Parkside 4, Central Mo. St. 0; Central Mo. St. 2, Pittsburg St. 0; Wis.-Parkside 5, Mo. Southern St. 1; Central Mo. St. 6, Mo. Southern St. 1; Wis.-Parkside 6, Central Mo. St. 5. **South Regional:** Kennesaw St. 3, Columbus St. 1; Carson-Newman 1, Fla. Southern 0; Fla. Southern 5, Columbus St. 0; Kennesaw St. 1, Carson-Newman 0; Fla. Southern 9, Carson-Newman 7; Kennesaw St. 3, Fla. Southern 0. **Midwest Regional:** Neb.-Omaha 4, Morningside 2; Augustana (S.D.) 4, Minn. St. Mankato 3 (nine inn.); Minn. St. Mankato 3, Morningside 0; Neb.-Omaha 5, Augustana (S.D.) 3 (eight inn.); Augustana (S.D.) 7, Minn. St. Mankato 2; Neb.-Omaha 8, Augustana (S.D.) 4. **West Regional:** UC Davis 3, Cal St. Bakersfield 2; Humboldt St. 6, Sonoma St. 1; Cal St. Bakersfield 4, Sonoma St. 1; Humboldt St. 9, UC Davis 2; UC Davis 3, Cal St. Bakersfield 2; UC Davis 5, Humboldt St. 2; Humboldt St. 4, UC Davis 1.
Finals: Merrimack 5, Neb.-Omaha 1; Wis.-Parkside 4, Kennesaw St. 3 (eight inn.); Humboldt St. 2, Merrimack 1; Bloomsburg 8, Wis.-Parkside 0; Kennesaw St. 4, Merrimack 3; Wis.-Parkside 4, Neb.-Omaha 2; Bloomsburg 2, Humboldt St. 1; Kennesaw St. 9, Wis.-Parkside 1 (six inn.); Kennesaw St. 4, Humboldt St. 2; Kennesaw St. 3, Bloomsburg 0. **Championship:** Kennesaw St. 3, Bloomsburg 2 (eight inn.).

1996 West Regional: UC Davis 3, Humboldt St. 0; Portland St. 1, Humboldt St. 0; UC Davis 4, Portland St. 1; UC Davis 3, Portland St. 0. **North Central Regional:** Neb.-Omaha 4, Minn. Duluth 1; South Dakota St. 7, Minn. Duluth 0; Neb.-Omaha 4, South Dakota St. 3 (eight inn.); Neb.-Omaha 2, South Dakota St. 0. **South Central Regional:** Neb.-Kearney 3, Mo. Southern St. 2; Emporia St. 9, Mo. Southern St. 7; Neb.-Kearney 11, Emporia St. 4; Emporia St. 3, Neb.-Kearney 0; Neb.-Kearney 8, Emporia St. 7. **South Regional:** Fla. Southern 2, Barry 0; Barry 3, Ala.-Huntsville 0; Fla. Southern 1, Ala.-Huntsville 0; Barry 3, Fla. Southern 2 (eight inn.); Fla. Southern 7, Barry 1. **Mid-Atlantic Regional:** Kutztown 1, Calif. (Pa.) 0; Calif. (Pa.) 3, Bloomsburg 2 (eight inn.); Bloomsburg 8, Kutztown 5; Bloomsburg 3, Kutztown 0; Calif. (Pa.) 7, Bloomsburg 1. **South Atlantic Regional:** Kennesaw St. 1, Carson-Newman 0; Carson-Newman 1, Columbus St. 0; Kennesaw St. 8, Columbus St. 3; Kennesaw St. 7, Carson-Newman 0. **Northeast Regional:** American Int'l 2, Merrimack 1; New Haven 5, Merrimack 2; American Int'l 3, New Haven 0; American Int'l 1, New Haven 0 (nine inn.). **Great Lakes Regional:** Wis.-Parkside 3, Ashland 1; Ashland 6, Wayne St. (Mich.) 1; Wis.-Parkside 12, Wayne St. (Mich.) 3 (six inn.); Wis.-Parkside 7, Ashland 4.
Finals: Neb.-Kearney 1, UC Davis 0 (eight inn.);

Kennesaw St. 2, Fla. Southern 1 (eight inn.); Calif. (Pa.) 1, Wis.-Parkside 0 (nine inn.); Neb.-Omaha 3, American Int'l 2; UC Davis 2, Fla. Southern 0; American Int'l 2, Wis.-Parkside 1; Kennesaw St. 3, Neb.-Kearney 0; Neb.-Omaha 2, Calif. (Pa.) 1 (13 inn.); Neb.-Kearney 1, American Int'l 0 (eight inn.); UC Davis 7, Calif. (Pa.) 0; Kennesaw St. 7, Neb.-Omaha 1; Neb.-Omaha 2, Neb.-Kearney 1 (eight inn.); UC Davis 5, Kennesaw St. 1; Neb.-Omaha 4, UC Davis 0. **Championship:** Kennesaw St. 6, Neb.-Omaha 4.

1997 Northeast Regional: Merrimack 2, C.W. Post 0; American Int'l 4, C.W. Post 1; American Int'l 5, Merrimack 3; American Int'l 3, Merrimack 2. **Mid-Atlantic Regional:** Shippensburg 2, Bloomsburg 1; Calif. (Pa.) 4, Bloomsburg 0; Shippensburg 4, Calif. (Pa.) 2; Calif. (Pa.) 3, Shippensburg 0; Calif. (Pa.) 1, Shippensburg 0. **South Central Regional:** Central Mo. St. 1, Mesa St. 0; Mesa St. 6, Neb.-Kearney 4; Neb.-Kearney 2, Central Mo. St. 1; Central Mo. St. 3, Mesa St. 1; Neb.-Kearney 9, Central Mo. St. 3. **North Central Regional:** Augustana (S.D.) 8, Minn. St. Mankato 6; Neb.-Omaha 8, Minn. St. Mankato 2; Neb.-Omaha 1, Augustana (S.D.) 0; Neb.-Omaha 3, Augustana (S.D.) 1. **South Atlantic Regional:** Coker 2, Columbus St. 0; Kennesaw St. 3, Columbus St. 1 (17 inn.); Coker 7, Kennesaw St. 6; Kennesaw St. 7, Coker 0; Kennesaw St. 7, Coker 1. **Great Lakes Regional:** Lewis 1, Ashland 0 (12 inn.); Wis.-Parkside 8, Ashland 1; Wis.-Parkside 4, Lewis 3; Wis.-Parkside 9, Lewis 0 (five inn.). **South Regional:** Fla. Southern 1, West Ala. 0; West Ala. 2, Barry 1 (eight inn.); Fla. Southern 4, Barry 3; Fla. Southern 2, West Ala. 0. **West Regional:** Cal St. Bakersfield 10, Humboldt St. 5; UC Davis 6, Humboldt St. 0; UC Davis 7, Cal St. Bakersfield 0; UC Davis 6, Cal St. Bakersfield 4.
Finals: Wis.-Parkside 7, Kennesaw St. 1; Calif. (Pa.) 5, Fla. Southern 0; Neb.-Omaha 2, Neb.-Kearney 1; UC Davis 1, American Int'l 0; Kennesaw St. 8, Fla. Southern 0 (five inn.); American Int'l 5, Neb.-Kearney 1; Calif. (Pa.) 1, Wis.-Parkside 0; UC Davis 3, Neb.-Omaha 1; Wis.-Parkside 5, American Int'l 4; Neb.-Omaha 5, Kennesaw St. 3; Calif. (Pa.) 1, UC Davis 0; Wis.-Parkside 3, UC Davis 0; Calif. (Pa.) 2, Neb.-Omaha 0. **Championship:** Calif. (Pa.) 2, Wis.-Parkside 1.

1998 Great Lakes Regional: Ferris St. 4, Southern Ind. 1; Ashland 6, SIU Edwardsville 2 (10 inn.); Southern Ind. 2, SIU Edwardsville 1; Ferris St. 11, Ashland 3 (six inn.); Ashland 5, Southern Ind. 2; Ferris St. 4, Ashland 2. **South Central Regional:** Mo. Southern St. 6, Mesa St. 0; Neb.-Kearney 10, Regis (Colo.) 5; Mesa St. 3, Regis (Colo.) 2; Mo. Southern St. 2, Neb.-Kearney 1; Neb.-Kearney 13, Mesa St. 0 (five inn.); Neb.-Kearney 5, Mo. Southern St. 1; Neb.-Kearney 8, Mo. Southern St. 3. **North Central Regional:** Augustana (S.D.) 6, North Dakota St. 0; St. Cloud St. 3, Neb.-Omaha 2 (10 inn.); Neb.-Omaha 2, North Dakota St. 1; Augustana (S.D.) 1, St. Cloud St. 0; St. Cloud St. 2, Neb.-Omaha 1; Augustana (S.D.) 3, St. Cloud St. 1. **South Atlantic Regional:** Coker 2, Carson-Newman 0; Columbus St. 1, Kennesaw St. 0 (eight inn.); Kennesaw St. 2, Carson-Newman 0; Coker 2, Columbus St. 1; Columbus St. 5, Kennesaw St. 1; Coker 5, Columbus St. 2. **Mid-Atlantic Regional:** Bloomsburg 2, Shippensburg 1; Calif. (Pa.) 1, West Va. Wesleyan 0 (eight inn.); West Va. Wesleyan 4, Shippensburg 3; Calif. (Pa.) 4, Bloomsburg 1. **West Regional:** Cal St. Bakersfield 4, UC Davis 2; Humboldt St. 3, UC Riverside 0; UC Riverside 3, UC Davis 1; Cal St. Bakersfield 1, Humboldt St. 0; Humboldt St. 8, UC Riverside 5; Humboldt St. 2, Cal St. Bakersfield 0; Cal St. Bakersfield 4, Humboldt St. 0. **Northeast Regional:** C.W. Post 4, American Int'l 3 (nine inn.); Assumption 3, Merrimack 0; Merrimack 1, American Int'l 0; C.W. Post 2, Assumption 1 (10 inn.); Merrimack 11, Assumption 3 (five inn.); Merrimack 5, C.W. Post 0; Merrimack 8, C.W. Post 0. **South Regional:** Barry 2, West Fla. 1 (eight inn.); Ala.-Huntsville 2, Fla. Southern 1; West Fla. 4, Fla. Southern 1; Barry 2, Ala.-Huntsville 1 (eight inn.); West Fla. 2, Ala.-Huntsville 1 (10 inn.); Barry 5, West Fla. 2.
Finals: Ferris St. 4, Merrimack 0; Barry 5, Neb.-Kearney 3; Calif. (Pa.) 3, Augustana (S.D.) 1; Coker 1, Cal St. Bakersfield 0; Merrimack 7, Neb.-Kearney 3; Cal St. Bakersfield 2, Augustana (S.D.) 1; Barry 4, Ferris St. 2; Calif. (Pa.) 2, Coker 1; Ferris St. 5, Cal St. Bakersfield 3; Merrimack 9, Coker 1 (six inn.); Calif. (Pa.) 5, Barry 0; Ferris St. 4, Calif. (Pa.) 3 (eight inn.); Barry 8, Merrimack 4; Barry 6, Ferris St. 5. **Championship:** Calif. (Pa.) 2, Barry 1.

1999 Great Lakes Regional: Grand Valley St. 4, Gannon 2; Ferris St. 6, Ashland 1; Ashland 2, Gannon 1; Ferris St. 11, Grand Valley St. 2 (six inn.); Ashland 4, Grand Valley St. 1; Ashland 5, Ferris St. 2; Ferris St. 5, Ashland 1. **South Atlantic Regional:** Columbus St. 3, North Fla. 2; Coker 4, Kennesaw St. 2; Kennesaw St. 5, North Fla. 0; Coker 2, Columbus St. 0 (nine inn.); Kennesaw St. 3, Columbus St. 2; Kennesaw St. 1, Coker 0; Kennesaw St. 1, Coker 0. **North Central Regional:** North Dakota St. 1, Neb.-Omaha 0 (11 inn.); Neb.-Omaha 10, Augustana (S.D.) 4; North Dakota St. 3, St. Cloud St. 2; St. Cloud St. 1, Augustana (S.D.) 0 (nine inn.); St. Cloud St. 3, Neb.-Omaha 2; North Dakota St. 3, St. Cloud St. 1. **Mid-Atlantic Regional:** Calif. (Pa.) 5, Shippensburg 2; Indiana (Pa.) 2, Bloomsburg 1; Bloomsburg 5, Shippensburg 0; Calif. (Pa.) 2, Indiana (Pa.) 0; Bloomsburg 7, Indiana (Pa.) 6; Calif. (Pa.) 4, Bloomsburg 1. **Northeast Regional:** Queens (N.Y.) 4, American Int'l 3; Merrimack 4, C.W. Post 0; C.W. Post 4, American Int'l 3; Merrimack 5, Queens (N.Y.) 1; C.W. Post 4, Queens (N.Y.) 3; Merrimack 2, C.W. Post 0. **South Central Regional:** Southeastern Okla. 5, Truman 1; Neb.-Kearney 4, Washburn 0; Truman 6, Washburn 3; Neb.-Kearney 4, Southeastern Okla. 3; Truman 4, Southeastern Okla. 0; Neb.-Kearney 3, Truman 0. **West Regional:** Humboldt St. 3, UC Davis 0; Hawaii Pacific 2, Cal St. Bakersfield 0; Cal St. Bakersfield 4, UC Davis 2; Humboldt St. 1, Hawaii Pacific 0; Hawaii Pacific 3, Cal St. Bakersfield 1; Humboldt St. 2, Hawaii Pacific 1 (10 inn.). **South Regional:** Fla. Southern 1, West Fla. 0; Ala.-Huntsville 4, Barry 1; West Fla. 1, Barry 0 (eight inn.); Ala.-Huntsville 1, Fla. Southern 0; West Fla. 1, Fla. Southern 0; Ala.-Huntsville 8, West Fla. 0 (six inn.).
Finals: Neb.-Kearney 4, Calif. (Pa.) 0; Kennesaw St. 12, Merrimack 1 (five inn.); Humboldt St. 2, Ferris St. 1; Ala.-Huntsville 3, North Dakota St. 2 (eight inn.); Calif. (Pa.) 7, Merrimack 0; North Dakota St. 4, Ferris St. 3; Neb.-Kearney 4, Kennesaw St. 3 (eight inn.); Humboldt St. 4, Ala.-Huntsville 2; Kennesaw St. 3, North Dakota St. 0; Ala.-Huntsville 8, Calif. (Pa.) 2; Humboldt St. 3, Neb.-Kearney 1; Neb.-Kearney 6, Ala.-Huntsville 0; Humboldt St. 2, Kennesaw St. 1. **Championship:** Humboldt St. 7, Neb.-Kearney 2.

2000 Great Lakes Regional: Grand Valley St. 2, Wis.-Parkside 1; Lewis 2, SIU Edwardsville 1 (8 inn.); SIU Edwardsville 1, Wis.-Parkside 0 (11 inn.); Lewis 1, Grand Valley St. 0; Grand Valley St. 1. SIU Edwardsville 0; Lewis 7, Grand Valley St. 0. **West Regional:** Cal St. Stanislaus 5, Cal St. Bakersfield 4; UC Davis 8, Humboldt St. 2; Humboldt St. 2, Cal St. Bakersfield 1; UC Davis 6, Cal St. Stanislaus1; Cal St. Stanilaus 1, Humboldt St. 0; Cal St. Stanislaus 2, UC Davis 1; UC Davis 4, Cal St. Stanislaus 1. **Northeast Regional:** Merrimack 6, Assumption 3; Adelphi 7, C.W. Post 6; C.W. Post 8, Assumption 0 (5 inn.); Merrimack 5, Adelphi 2; C.W. Post 7, Adelphi 0; Merrimack 7, C.W. Post 1. **North Central Regional:** St. Cloud St. 1, Neb.-Omaha 0 (8 inn.); North Dakota St. 6, Augustana (S.D.) 4; Augustana (S.D.) 3, Neb.-Omaha 2 (8 inn.); North Dakota St. 8, St. Cloud St. 0 (5 inn.); Augustana 2, St. Cloud St. 1; Augustana (S.D.)11, North Dakota St. 0 (5 inn.); North Dakota St. 12, Augustana (S.D.) 2 (5 inn.) **Mid-Atlantic Regional:** Kutztown 7, Bloomsburg 5; Indiana (Pa.) 2, California (Pa.) 0; Bloomsburg 6, California (Pa.) 5; Indiana (Pa.) 3, Kutztown 0; Bloomsburg 6, Kutztown 1; Bloomsburg 10, Indiana (Pa.) 1 (6 inn.); Bloomsburg 8, Indiana (Pa.) 2. **South Atlantic Regional:** Kennesaw St. 4, North Fla. 0; Armstrong Atlantic 1, Columbus St. 0; North Fla. 5, Columbus St. 3; Kennesaw St. 8, Armstrong Atlantic 0 (5 inn.); Armstrong Atlantic 5, North Fla. 4; Kennesaw St. 8, Armstrong Atlantic 3. **South Central Regional:** Neb. Kearney 6. Southeastern Okla. 5; Mesa St. 5, Truman 1; Truman 3, Southeastern Okla. 1; Mesa St. 1, Neb.-Kearney 0; Truman 3, Neb.-Kearney 0; Mesa St. 5, Truman 0. **South Regional:** West Fla. 3, Fla. Southern 0; Ala.-Huntsville 4, St. Leo 3; Fla. Southern 3, St. Leo 0; West Fla. 7, Ala.-Huntsville 4; Fla. Southern 2, Ala.-Huntsville 0; West Fla. 2, Fla. Southern 1. **Finals:** North Dakota St. 9, Lewis 1; Bloomsburg 6, Merrimack 0; UC Davis 11, West Fla. 10; Kennesaw St. 6, Mesa St. 3; Merrimack 3, Lewis 0; West Fla. 12, Mesa St. 4; North Dakota St. 3, Bloomsburg 1; Kennesaw St. 1, UC Davis 0; Bloomsburg 6, West Fla. 4; UC Davis 4, Merrimack 3; North Dakota St. 10, Kennesaw St. 5; Kennsaw St. 7, Bloomsburg 1; North Dakota St. 6, UC Davis 1. **Championship:** North Dakota St. 3, Kennesaw St. 1.

2001 North Central Regional: Neb.-Omaha 3, Mo. Southern St. 2; North Dakota St. 5, Truman 2; Truman 8, Mo. Southern St. 2 (10 inn.); Neb.-Omaha 5, North Dakota St. 0; Truman 2, North Dakota St. 1; Neb.-Omaha 5, Truman 1. **South Central Regional:** Eastern N.M. 2, Mesa St. 1; St. Mary's (Tex.) 8, Colorado St.-Pueblo 0 (5 inn.); Mesa St. 1, Colorado St.-Pueblo 0; Eastern N.M. 8, St. Mary's (Tex.) 1; St. Mary's (Tex.) 3, Mesa St. 1; Eastern N.M. 4, St. Mary's (Tex.) 0. **South Regional:** West Fla. 5, Tampa 1; Ala.-Huntsville 4, Lynn 1; Lynn 9, Tampa 0 (5 inn.); Ala.-Huntsville 2, West Fla. 1; West Fla. 3, Lynn 1; West Fla. 3, Ala.-Huntsville 0; Ala.-Huntsville 4, West Fla. 3. **South Atlantic Regional:** North Fla. 8, Coker 1; Carson-Newman 3, Kennesaw St. 1; Kennesaw St. 3, Coker 2; North Fla. 7, Carson-Newman 1; Kennesaw St. 2, Carson-Newman 0; Kennesaw St. 3, North Fla. 1; Kennesaw St. 5, North Fla. 1. **Northeast Regional:** Dowling 1, Queens (N.Y.) 0; Merrimack 3, American Int'l 2; American Int'l 7, Queens (N.Y.) 4; Dowling 4, Merrimack 3; American Int'l 8, Merrimack 4; American Int'l 7, Dowling 6 (9 inn.), Dowling 3, American Int'l 1. **West Regional:** Humboldt St. 3, Cal St. Stanislaus 1; UC Davis 2, Cal St. Bakersfield 1 (9 inn.); Cal St. Stanislaus 2, Cal St. Bakersfield 0; Humboldt St. 3, UC Davis 2; UC Davis 3, Cal St. Stanislaus 1; Humboldt St. 2, UC Davis 1. **Mid-Atlantic Regional:** Indiana (Pa.) 3, California (Pa.) 2; Bloomsburg 6, Kutztown 4; California (Pa.) 9, Kutztown 1 (6 inn.); Bloomsburg 9, Indiana (Pa.) 2; Indiana (Pa.) 6, California (Pa.) 5; Bloomsburg 5, Indiana (Pa.) 0. **Great Lakes Regional:** Grand Valley St. 1, SIU Edwardsville 0; Lewis 4, West Va. Wesleyan 3; SIU Edwardsville 8, West Va. Wesleyan 0 (6 inn.); Lewis 1, Grand Valley St. 0; SIU Edwardsville 3, Grand Valley St. 2; SIU Edwardsville 4, Lewis 0; Lewis 5, SIU Edwardsville 1.
Finals: Humboldt St. 2, Bloomsburg 1; Neb.-Omaha 2, Kennesaw St. 1; Lewis 1, Eastern N.M. 0; Ala.-Huntsville 5, Dowling 1; Bloomsburg 3, Kennesaw St. 2; Eastern N.M. 2, Dowling 0; Humboldt St. 6, Neb.-Omaha 2; Lewis 5, Ala.-Huntsville 3; Neb.-Omaha 3, Eastern N.M. 0; Bloomsburg 3, Ala.-Huntsville 1; Lewis 2, Humboldt St. 0; Humboldt St. 2, Bloomsburg 1; Neb.-Omaha 3, Lewis 0; Neb.-Omaha 5, Humboldt St. 1. **Championship:** Neb.-Omaha 4, Lewis 0.

2002 North Central Regional: North Dakota St. 2, Truman 1; Augustana (S.D.) 2, Neb.-Omaha 1; St. Cloud St. 2, Minn. Duluth 1; Neb.-Omaha 8, Truman 3; Minn. Duluth 3, Neb.-Omaha 2; St. Cloud St. 2, Augustana (S.D.) 1; North Dakota St. 3, Minn. Duluth 0; North Dakota St. 4, St. Cloud St. 2; St. Cloud St. 3, Augustana (S.D.) 0; St. Cloud St. 11, North Dakota St. 4; North Dakota St. 7, St. Cloud St. 5. **South Central Regional:** St. Mary's (Tex.) 2, Regis (Colo.) 1; Central Okla. 3, Mesa St. 2; Tex. A&M-Kingsville 8, Texas Woman's 0 (6 inn.); Mesa St. 5, Regis (Colo.) 4; Texas Woman's 6, Mesa St. 3; Tex. A&M-Kingsville 1, Central Okla. 0; St. Mary's (Tex.) 8, Texas Woman's 0 (5 inn.); St. Mary's (Tex.) 6, Tex. A&M-Kingsville 2; Tex. A&M-Kingsville 4, Central Okla. 0; St. Mary's (Tex.) 10, Tex. A&M-Kingsville 5. **South Regional:** Tampa 2, Delta St. 1; Barry 6, Kentucky St. 0; Valdosta St. 5, St. Leo 2; Delta St. 10, Kentucky St. 0 (5 inn.); St. Leo 2, Delta St. 0; Tampa 6, Valdosta St. 5; Barry 2, St. Leo 0; Barry 1, Tampa 0; Valdosta St. 5, Tampa 0; Barry 1, Valdosta St. 0. **South Atlantic Regional:** North Fla. 8, Longwood 0 (5 inn.); Armstrong Atlantic 2, Lenoir-Rhyne 1; Kennesaw St. 5, Coker 4; Longwood 3, Lenoir-Rhyne 1; Coker 4, Longwood 0; Kennesaw St. 4, Armstrong Atlantic 3; Coker 7, North Fla. 4; North Fla. 4, Armstrong Atlantic 3; Kennesaw St. 6, Coker 2; Kennesaw St. 5, North Fla. 3. **Northeast Regional:** St. Anselm 7, C.W. Post 1; American Int'l 3, Merrimack 0; Le Moyne 1, Southern Conn. St. 0; C.W. Post 8, Merrimack 0; C.W. Post 6, Southern Conn. St. 3; Le Moyne 5, St. Anselm 0; American Int'l 6, C. W. Post 2; Le Moyne 5, American Int'l 2; American Int'l 2, St. Anselm 1; Le Moyne 7, American Int'l 3. **West Regional:** UC Davis 1, Humboldt St. 0; Western N.M. 3, Cal St. Chico 2; Cal St. Bakersfield 3, UC San Diego

0; Cal St. Chico 5, Humboldt St. 4; Cal St. Chico 4, UC San Diego 0; Cal St. Bakersfield 2, Western N.M. 0 (9 inn.); Cal St. Chico 2, UC Davis 1; UC Davis 2, Western N.M. 0; Cal St. Chico 5, Cal St. Bakersfield 0; Cal St. Bakersfield 2, UC Davis 0; Cal St. Chico 3, Cal St. Bakersfield 1. **Mid-Atlantic Regional:** Bloomsburg 12, Elizabeth City St. 1 (5 inn.); Calif. (Pa.) 1, Indiana (Pa.) 0; Lock Haven 6, Shippensburg 5; Indiana (Pa.) 14, Elizabeth City St. 3 (5 inn.); Shippensburg 15, Indiana (Pa.) 10; Calif. (Pa.) 4, Lock Haven 2; Bloomsburg 11, Shippensburg 3 (5 inn.); Bloomsburg 2, Calif. (Pa.) 0; Lock Haven 6, Calif. (Pa.) 1; Bloomsburg 9, Lock Haven 0 (6 inn.). **Great Lakes Regional:** Ashland 1, SIU Edwardsville 0; West Va. Wesleyan 4, Wayne St. (Mich.) 3; Grand Valley St. 1, Northern Ky. 0; SIU Edwardsville 1, Wayne St. (Mich.) 0; SIU Edwardsville 7, Northern Ky. 3; Grand Valley St. 5, West Va. Wesleyan 0; Ashland 2, SIU Edwardsville 1; Grand Valley St. 2, Ashland 0 (10 inn.); Ashland 2, West Va. Wesleyan 1; Grand Valley St. 4, Ashland 1. **Finals:** Grand Valley St. 3, Barry 1; Cal St. Chico 2, North Dakota St. 0; St. Mary's (Tex.) 8, Le Moyne 1; Bloomsburg 4, Kennesaw St. 0; Barry 3, North Dakota St. 1; Le Moyne 2, Kennesaw St. 1; Grand Valley St. 4, Cal St. Chico 2; St. Mary's (Tex.) 2, Bloomsburg 0; Cal. St. Chico 2, Le Moyne 0; Bloomsburg 3, Barry 1; St. Mary's (Tex.) 8, Grand Valley St. 0; St. Mary's 1, Cal St. Chico 0; Grand Valley St. 1, Bloomsburg 0; Grand Valley St. 1, St. Mary's (Tex.) 0. **Championship:** St. Mary's (Tex.) 4, Grand Valley St. 0.

2003 South Regional: Valdosta St. 4, Ark.-Monticello 3 (10 inn.); Ala.-Huntsville 16, Kentucky St. 0 (5 inn.); Barry 5, Valdosta St. 1; West Fla. 3, Ala.-Huntsville 2; Ala.-Huntsville 3, Ark.-Monticello 0; Valdosta St. 7, Kentucky St. 2; West Fla. 7, Barry 6; Ala.-Huntsville 2, Valdosta St. 0; Barry 4, Ala.-Huntsville 2; Barry 1, West Fla. 0 (8 inn.); West Fla. 3, Barry 2. **West Regional:** Humboldt St. 6, Cal St. Dom. Hills 2; UC Davis 4, Western Wash. 2; Cal St. Bakersfield 1, Humboldt St. 0; UC Davis 5, Western N.M. 0; Western N.M. 6, Cal St. Dom. Hills 0; Humboldt St. 7, Western Wash. 1; UC Davis 5, Cal St. Bakersfield 4; Humboldt St. 4, Western N.M. 1; Cal St. Bakersfield 7, Humboldt St. 2; Cal St. Bakersfield 9, UC Davis 6; UC Davis 5, Cal St. Bakersfield 1. **Great Lakes Regional:** Northern Ky. 11, West Va. Wesleyan 2 (5 inn.); SIU Edwardsville 6, Ashland 0; Grand Valley St. 4, Northern Ky. 0; Wayne St. (Mich.) 1, SIU Edwardsville 0; West Va. Wesleyan 6, SIU Edwardsville 1; Ashland 6, Northern Ky. 5 (10 inn.); Wayne St. (Mich.) 2, Grand Valley St. 0; Ashland 7, West Va. Wesleyan 2; Grand Valley St. 2, Ashland 0; Grand Valley St. 2, Wayne St. (Mich.) 0; Wayne St. (Mich.) 1, Grand Valley St. 0. **North Central Regional:** Augustana (S.D.) 2, Truman 0; St. Cloud St. 8, Winona St. 0 (5 inn.); North Dakota St. 1, Augustana (S.D.) 0 (9 inn.); Neb.-Omaha 1, St. Cloud St. 0; St. Cloud St. 6, Truman 5; Winona St. 7, Augustana (S.D.) 4; North Dakota St. 9, Neb.-Omaha 4; St. Cloud St. 6, Winona St. 3; St. Cloud St. 5, Neb.-Omaha 1; St. Cloud St. 7, North Dakota St. 4; North Dakota St. 4, St. Cloud St. 0. **Northeast Regional:** Adelphi 6, Queens (N.Y.) 0; Mass.-Lowell 4, American Int'l 2 (17 inn.); Le Moyne 3, Adelphi 0; C.W. Post 6, Mass.-Lowell 0; Mass.-Lowell 9, Queens (N.Y.) 0; Adelphi 3, American Int'l 1; Le Moyne 1, C.W. Post 0; Adelphi 2, Mass.-Lowell 0; C.W. Post 4, Adelphi 1; Le Moyne 3, C.W. Post 0. **Mid-Atlantic Regional:** Kutztown 2, Indiana (Pa.) 0; Calif. (Pa.) 12, Shaw 3 (5 inn.); Shippensburg 10, Kutztown 0 (5 inn.); Bloomsburg 3, Calif. (Pa.) 0; Calif. (Pa.) 3, Indiana (Pa.) 2; Kutztown 11, Shaw 1 (5 inn.); Shippensburg 1, Bloomsburg 0; Calif. (Pa.) 3, Kutztown 0; Calif. (Pa.) 1, Bloomsburg 0; Shippensburg 10, Calif. (Pa.) 3. **South Atlantic Regional:** Longwood 1, Armstrong Atlantic 0; Wingate 2, Columbus St. 1 (8 inn.); North Fla. 9, Longwood 0 (5 inn.); GC&SU 2, Wingate 0; Armstrong Atlantic 2, Wingate 1; Columbus St. 4, Longwood 1; GC&SU 3, North Fla. 0; Armstrong Atlantic 2, Columbus St. 0; Armstrong Atlantic 2, North Fla. 0; GC&SU 1, Armstrong Atlantic 0 (13 inn.). **South Central Regional:** Tex. A&M-Kingsville 4, Southeastern Okla. 2 (8 inn.); Tarleton St. 6, Fort Hays St. 2; St. Mary's (Tex.) 6, Tex. A&M-Kingsville 0; Angelo St. 4, Tarleton St. 3; Tarleton St. 3, Southeastern Okla. 2; Tex. A&M-Kingsville 3, Fort Hays St. 0; St. Mary's (Tex.) 2, Angelo St. 1; Tex. A&M-Kingsville 6, Tarleton St. 5 (8 inn.); Angelo St. 9, Tex.-A&M Kingsville 4; St. Mary's (Tex.) 13, Angelo St. 3 (5 inn.). **Finals:** UC Davis 9, Wayne St. (Mich.) 0 (5 inn.); North Dakota St. 5, St. Mary's (Tex.) 0; GC&SU 1, Le Moyne 0; Shippensburg 3, West Fla. 2; St. Mary's (Tex.) 2, Wayne St. (Mich.) 0; Le Moyne 5, West Fla. 2; UC Davis 7, North Dakota St. 5; GC&SU 1, Shippensburg 0; North Dakota St. 5, Le Moyne 4; St. Mary's (Tex.) 3, Shippensburg 1; UC Davis 4, GC &SU 1; UC Davis 5, St. Mary's (Tex.) 3; GC&SU 2, North Dakota St. 0. **Championship:** UC Davis 7, GC&SU 0.

Softball

DIVISION III

2003 Championship

Edited by Heather Perry.

Highlights

Grand Slam Finale: Kris Hughes of Central (Iowa) experienced the perfect ending to her senior season with a grand slam in the bottom of the fifth inning to lead her team to a 5-3 win over Salisbury in the championship game May 20 in Salem, Virginia.

Central worked its way through the loser's bracket, winning five straight games to earn the title. The Dutch had to beat Salisbury, which entered the final day as the only undefeated team left in the bracket, twice.

For the complete story, go to the May 26, 2003 issue of The NCAA News at www.ncaa.org.

All-Tournament Team: Libby Hysell, Hughes, Anne Legg and Katy Lein were honored for the national championship team, while Salisbury placed Lisa Gentilella, Kate Garland, Katie Mullinix and Lacey Lister on the squad. From Illinois Wesleyan, Kat Mason, Jamie Palmer, Stephanie Hieser and Colleen Schuster; Emory's Tamara Boggs and Allison Bouknight; and Wartburg's Kathy Voss were also chosen.

NCAA Photo by Andres Alonso

Right fielder Kris Hughes of Central (Iowa) steps on home plate after hitting a grand slam against Salisbury in the national championship game.

TEAM STANDINGS

	W	L	AB	R	H	BA	E	DP	FA	IP	R	ER	ERA
Central (Iowa)	6	1	164	26	44	.268	7	2	.968	48.0	15	10	1.46
Salisbury	3	2	134	15	31	.231	2	2	.986	37.0	9	9	1.70
Ill. Wesleyan	2	2	118	16	34	.288	8	3	.949	31.0	15	11	2.48
Emory	2	2	107	17	26	.243	2	2	.986	28.2	4	3	0.73
Wartburg	1	2	73	6	16	.219	10	2	.888	19.0	13	10	3.68
Cortland St.	1	2	70	2	10	.143	5	0	.951	20.0	9	8	2.80
Muskingum	0	2	55	6	15	.273	4	1	.939	13.2	14	12	6.15
Western New Eng.	0	2	44	0	4	.091	3	0	.941	12.0	9	9	5.25

BATTING LEADERS

(Minimum 10 at-bats)

	AVG	G	AB	R	H	RBI	2B	3B	HR	SB
Tamara Boggs, Emory	.583*	4	12	3	7	6	1	1*	1	0
Nicole Reed, Ill. Wesleyan	.500	4	12	1	6	1	0	0	1	0
Anne Legg, Central (Iowa)	.474	7*	19	3	9*	4	2*	0	2*	1
Allison Bouknight, Emory	.462	4	13	3	6	5	1	0	0	1
Kate Garland, Salisbury	.462	5	13	4	6	2	0	0	0	0
Holly Edwards, Central (Iowa)	.412	7*	17	4	7	1	1	0	0	3*
Kathy Voss, Wartburg	.400	3	10	1	4	1	1	0	1	0
Brynn Hasse, Ill. Wesleyan	.389	4	18	3	7	0	1	0	0	0
Kris Hughes, Central (Iowa)	.364	7*	22*	3	8	8*	2*	0	1	2
Elizabeth Hampson, Emory	.364	4	11	0	4	3	1	0	0	0

*Departmental Leaders. Other Leaders: AB – Katy Lein, Central (Iowa); R – Bri Kuyper, Central (Iowa); 2B-2, Renae Vomacka, Wartburg; 3B–1, Melissa Roberts, Emory and Jamie Palmer, Ill. Wesleyan; SB – 3, Beth Peterson, Central (Iowa).

PITCHING LEADERS

(Minimum 10 innings pitched)

	W	L	SV	ERA	G	CG	IP	H	R	ER	BB	SO
Christine O'Brien, Emory	1	1	0	0.00	3	1	14.1	8	1	0	2	8
Libby Hysell, Central (Iowa)	3	0	1	0.75	6	1	28.0	18	7	3	6	20
Nicole Kovski, Emory	1	1	0	1.47	3	1	14.1	15	3	3	6	7
Kelly Murray, Ill. Wesleyan	0	1	0	1.50	2	0	20.2	12	5	5	6	19
Lacey Lister, Salisbury	3	2	0	1.75	5	4	36.0	20	9	9	10	34

Results

EMORY REGIONAL

AT ATLANTA

Millsaps ..... 030 101 0—5 6 1
Emory & Henry ..... 000 032 2—7 11 3
Danielle Cross, Tammy Ladner (6) and Anny Guthrie; Sarah Caldwell, Julia Molenaar (7) and Sarah Weeks. HR—Rue Atkins (Emory & Henry). W—Molenaar. L—Cross.

Mt. St. Joseph ..... 000 00—0 5 1
Methodist ..... 202 8x—12 10 1
Kati Stroub and Erin Mallory; Tanya Fischer, Jennifer Sorensen (5) and Wendy Heath. W—Fischer. L—Stroub.

Emory & Henry ..... 000 100 0—1 5 1
Emory ..... 001 011 x—3 8 0
Julia Molenaar and Sarah Weeks; Christine O'Brien, Nicole Kovski (4) and Allison Bouknight, Sherri Rauenzahn. W—Kovski. L—Molenaar.

Millsaps..... 014 011 0—7 8 2
Mt. St. Joseph ..... 010 000 1—2 9 3
Tammy Ladner and Brittany Ladner; Jennifer Esterman, Kati Stroub (3) and Erin Mallory. W—Ladner. L—Esterman.

Emory ..... 200 120 0—5 6 0
Methodist ..... 000 011 0—2 6 2
Nicole Kovski, Christine O'Brien (6) and Sherri Rauenzahn; Audra Gustafson, Tanya Fischer (4), Jennifer Sorensen (6) and Wendy Heath. W—Kovski. L—Gustafson.

Emory & Henry ..... 000 000 0—0 2 3
Millsaps..... 200 200 x—4 7 2
Julia Molenaar and Sarah Weeks; Tammy Ladner and Brittany Ladner. W—T. Ladner. L—Molenaar.

Methodist ..... 201 223 0—10 13 0
Millsaps..... 010 011 2—5 11 7
Jennifer Sorensen, Audra Gustafson (5), Emily Minton (7) and Wendy Heath, Krystal Harris; Danielle Cross and Anny Guthrie. HR—Lindsay Leitao (Methodist). W—Sorensen. L—Cross.

Methodist ..... 000 102 0—3 7 1
Emory ..... 000 341 x—8 11 0
Audra Gustafson, Tanya Fischer (4), Jennifer Sorensen (5) and Wendy Heath; Nicole Kovski, Christine O'Brien (6) and Sherri Rauenzahn. W—O'Brien. L—Fischer.

ILL. WESLEYAN REGIONAL

AT BLOOMINGTON, ILLINOIS

Wis.-Whitewater ..... 120 000 03—6 10 2
Fontbonne ..... 102 000 00—3 6 2
Dana Jakoubek and Allison Yaun; Holly Reichel and Wendy Saxbury. HR—Megan Koeller (Wis.-Whitewater). W—Reichel. L—Jakoubek.

Washington (Mo.)..... 000 001 0—1 7 1
Chicago ..... 111 001 x—4 8 0
Liz Smith, Ashley Johnson (4) and Jackie Burgdorf; Hannah Roberts and Randi Leppla. HR—Liz Swary [Washington (Mo.)] W—Roberts. L—Smith.

Wis.-Whitewater ..... 000 010 0—1 4 0
Ill. Wesleyan..... 101 000 x—2 6 0
Amanda Ryan and Allison Yaun; Kelly Murray and Kat Mason. HR—Erin Bravo (Wis.-Whitewater). W—Murray. L—Ryan.

Fontbonne ..... 000 000 4—4 6 1
Washington (Mo.)..... 000 000 0—0 0 1
Holly Reichel and Wendy Saxbury; Victoria Ramsey, Liz Smith (7) and Jackie Burgdorf. W—Reichel. L—Ramsey.

Ill. Wesleyan..... 211 000 0—4 7 2
Chicago ..... 000 000 2—2 4 1
Kelly Murray and Kat Mason; Megan Kunz and Annie Yaniga. W—Murray. L—Kunz.

Fontbonne ..... 020 000 1—3 6 1
Wis.-Whitewater ..... 200 012 x—5 11 1
Holly Reichel and Wendy Saxbury; Dana Jakoubek, Katie Brunner (4) and Allison Yaun. W—Jakoubek. L—Reichel.

Chicago ..... 100 000 010 04—6 11 0
Wis.-Whitewater ..... 000 010 010 01—3 13 1
Hannah Roberts and Randi Leppla; Amanda Ryan, Dana Jakoubek (9) and Allison Yaun. HR—Erin Bravo (Wis.-Whitewater). W—Roberts. L—Ryan.

Chicago ..... 000 000 020 00—2 3 1
Ill. Wesleyan ..... 000 000 020 01—3 10 2
Hannah Roberts and Randi Leppla; Kelly Murray and Stephanie Hieser, Kat Mason. W—Murray. L—Roberts.

MUSKINGUM REGIONAL

AT NEW CONCORD, OHIO

Cabrini..... 010 000 1—2 8 2
Wittenberg ..... 012 000 x—3 6 2
Amy Welch and Melanie Klaus; Norah Gillam and Kristen Hillebrand. W—Gillam. L—Welch.

Bethany (W.Va.) ..... 000 000 0—0 3 1
Alma..... 110 014 x—7 13 0
Rachael Schafer, Romney Waters (6) and Amy Schafer; Leigh Ann LaFave and Erin Carson. W—LaFave. L—Schafer.

Wittenberg ..... 000 20—2 4 2
Muskingum ..... 021 7x—10 11 2
Jen Fleming, Katie Gildow (4) and Kristen Hillebrand; Erica Hoyt, Katie Herbst (4), Mindy Nash (5) and Jenn Feldkircher. W—Hoyt. L—Fleming.

Bethany (W.Va.) ..... 000 020 0—2 5 2
Cabrini..... 030 000 x—3 4 2
Rachael Schafer, Romney Waters (2) and Amy Schafer; Amy Welch and Melanie Klaus. W—Welch. L—Schafer.

Alma..... 000 100 000 000 00—1 8 1
Muskingum..... 000 000 100 000 01—2 9 0
Leigh Ann LaFave and Erin Carson; Morgan Martin, Erica Hoyt (14) and Jackie Props. HR—Mandy Carnes (Muskingum). W—Hoyt. L—LaFave.

Wittenberg ..... 100 101 0— 3 9 0
Cabrini..... 200 602 x—10 14 2
Norah Gillam, Christy Cartaya (4), Jen Fleming (6) and Kristen Hillebrand; Amy Welch and Melanie Klaus. HR—Shannon Murphy (Cabrini). W—Welch. L—Gillam.

Cabrini..... 000 001 1—2 6 4
Alma..... 021 202 x—7 12 1
Amy Welch and Melanie Klaus; Melissa Tavidian and Erin Carson. HR—Rita Horning (Cabrini); Christy Brewer (Alma). W—Tavidian. L—Welch.

Muskingum ..... 020 031 0—6 10 0
Alma..... 000 010 0—1 3 1
Erica Hoyt and Jenn Feldkircher; Leigh Ann LaFave and Erin Carson. HR—Jenn Feldkircher (Muskingum). W—Hoyt. L—LaFave.

PACIFIC LUTHERAN REGIONAL

TO TACOMA, WASHINGTON

Chapman ..... 112 000 00—4 7 1
Cal Lutheran ..... 000 011 21—5 14 0
Cassie Dunn and Ashlie Vohs; Erin Neuhaus, Gianna Regal (3) and Chelsea Barrella. W—Regal. L—Dunn.

East Tex. Baptist ..... 000 000 1—1 3 2
Central (Iowa) ..... 103 010 x—5 8 0
Carrie Mills, Sara Newman (3), Devin Howard (5) and Angela Gonzales; April Miller and Stef Miller. HR—Anne Legg [Central (Iowa)]. W—Miller. L—Mills.

Cal Lutheran ..... 000 000 2—2 9 0
Pacific Lutheran ..... 300 010 x—4 6 1
Gianna Regal and Chelsea Barrella; Jewel Koury and Resa Lee. HR—Gretchen Ruecker (Pacific Lutheran). W—Koury. L—Regal.

East Tex. Baptist ..... 000 000 0—0 2 1
Chapman ..... 000 010 x—1 4 1
Kristen Abernathy, Amy Lockhart (5) and Angela Gonzales; Marissa Becerra and Ashlie Vohs. W—Becerra. L—Abernathy.

Pacific Lutheran ..... 000 100 00—1 4 0
Central (Iowa) ..... 010 000 01—2 5 0
Candace Howard and Jen Swope; Libby Hysell and Stef Miller. W—Hysell. L—Howard.

Cal Lutheran ..... 200 100 0—3 6 0
Chapman ..... 000 000 0—0 5 2
Gianna Regal and Chelsea Barrella; Erin Bryant and Ashlie Vohs. HR—Heidi Miller (Cal Lutheran). W—Regal. L—Bryant.

Pacific Lutheran ..... 150 005 1—12 16 0
Cal Lutheran ..... 000 005 0—5 9 3
Jewel Koury and Resa Lee; Gianna Regal, Erin Neuhaus (3) and Chelsea Barrella. HR—Gretchen Ruecker (Pacific Lutheran); Jenny Ferries (Pacific Lutheran). W—Koury. L—Regal.

Central (Iowa) ..... 000 000 2—2 1 0
Pacific Lutheran ..... 000 000 0—0 5 2
April Miller, Libby Hysell (7) and Stef Miller; Candace Howard and Resa Lee. W—Miller. L—Howard.

RAMAPO REGIONAL

AT MAHWAH, NEW JERSEY

Muhlenberg ..... 004 000 0—4 8 0
Hunter ..... 000 000 1—1 3 0
Danielle DeLucia and Kate Dischino; Dara DeVincenzo and Samantha Grabkowitz. W—DeLucia. L—DeVincenzo.

Merchant Marine ..... 001 020 0— 3 7 6
Moravian ..... 521 002 x—10 12 2
Sandra Short, Jill Cookson (3) and Liz Hagner; Donna Weiner and Kira Weller. HR—Janelle Brey (Moravian). W—Weiner. L—Short.

Muhlenberg ..... 002 300 0—5 8 3
Ramapo ..... 610 000 x—7 9 1
Kristina Cartolano, Danielle DeLucia (4) and Meghan Woods; Jamie Anzaldi, Tara Solan (4) and Lisa Rizzo. HR—Kelly Kernan (Rampo). W—Solan. L—Cartolano.

Moravian ..... 003 000 0—3 10 0
Salisbury ..... 000 000 2—2 6 1
Meagan Hennessy and Kira Weller; Katie Mullinix, Lacey Lister (3) and Kim Rementer. HR—Erin Ruest (Salisbury). W—Hennessy. L—Mullinix.

Hunter ..... 000 00—0 2 1
Salisbury ..... 104 3x—8 8 0
Dara DeVincenzo and Samantha Grabkowitz; Lacey Lister, Katie Mullinix (5) and Kim Rementer. HR—Lisa Gentilella (Salisbury). W—Lister. L—DeVincenzo.

Merchant Marine .... 130 100 000 000—5 10 3
Muhlenberg ..... 004 100 000 001—6 11 2
Jill Cookson, Sandra Short (3) and Liz Hagner; Danielle DeLucia and Kate Dischino. HR—Meghan Woods (Muhlenberg). W—DeLucia. L—Short.

Ramapo ..... 020 200 0—4 6 2
Moravian ..... 000 018 x—9 11 0
Jamie Anzaldi, Tara Solan (7) and Lisa Rizzo; Donna Weiner and Kira Weller. HR—Lisa Rizzo (Ramapo); Laura Germano (Ramapo). W—Weiner. L—Solan.

Salisbury ..... 003 000 0—3 7 0
Muhlenberg ..... 000 000 0—0 4 3
Lacey Lister and Kim Rementer; Kristina Cartolano and Meghan Woods. W—Lister. L—Cartolano.

Salisbury ..... 200 101 0—4 5 1
Ramapo ..... 000 000 0—0 2 2
Lacey Lister and Kim Rementer; Jamie Anzaldi and Lisa Rizzo. HR—Rosie Aley (Salisbury). W—Lister. L—Anzaldi.

Moravian ..... 110 000 0—2 5 0
Salisbury ..... 000 120 x—3 6 0
Meagan Hennessy and Kira Weller; Lacey Lister and Kim Rementer. HR—Katie Mullinix (Salisbury). W—Lister. L—Hennessy.

Salisbury ..... 101 016 0—9 14 1
Moravian ..... 000 200 0—2 5 2
Lacey Lister and Kim Rementer; Meagan Hennessy, Donna Weiner (6) and Kira Weller. HR—Jenn Hastings (Moravian). W—Lister. L—Hennessy.

CORTLAND ST. REGIONAL

AT CORTLAND, NEW YORK

Elms ..... 000 001 0—1 3 1
Wm. Paterson ..... 001 130 x—5 13 2
Kristi Guzzo and Kristin Tassey; Sam Kszepka and Morgan Dunlap. W—Kszepka. L—Guzzo.

King's (Pa.) ..... 101 100 0—3 7 3
Ithaca ..... 003 121 x—7 9 1
Sarah Genewski and Kristin Brady, Kim Ball; Abby Hanrahan and Kerri Barber, Maddie Kraemer. HR—Liz Yentema (Ithaca). W—Hanrahan. L—Genewski.

Wm. Paterson ..... 010 000 1—2 4 3
Cortland St. ..... 030 000 x—3 7 3
Jennifer Scott, Diane Catalano (3) and Morgan Dunlap; Stephanie Adamshick, Lara Almansberger (7) and Jill Seymour. HR—Erin Bock (Cortland St.). W—Adamshick. L—Scott.

Ithaca ..... 000 221 0—5 11 1
Union (N.Y.) ..... 000 040 0—4 8 2
Abbey Pelot, Abby Hanrahan (5) and Maddie Kraemer; Abby Arceneaux and Alicia Gifford. HR—Jill Ring [Union (N.Y.)]. W—Hanrahan. L—Arceneaux.

Union (N.Y.) ..... 410 011 1—8 14 0
Elms ..... 000 000 0—0 5 1
Jackie Coffey and Alicia Gifford; Janelle Charette, Kristi Guzzo (5) and Kristin Tassey. HR—Julie Gawronski [Union (N.Y.)]. W—Coffey. L—Charette.

Wm. Paterson ..... 010 000 1—2 10 1
King's (Pa.) ..... 000 000 0—0 4 0
Diane Catalano and Morgan Dunlap; Sarah Genewski and Kristin Brady. W—Catalano. L—Genewski.

Cortland St. ..... 101 000 2—4 6 2
Ithaca ..... 000 020 1—3 5 2
Stephanie Adamshick and Jill Seymour; Abby Hanrahan and Kerri Barber, Maddie Kraemer. W—Adamshick. L—Hanrahan.

Union (N.Y.) ..... 100 011 0—3 6 2
Wm. Paterson ..... 000 000 1—1 4 3
Abby Arceneaux and Alicia Gifford; Jennifer Scott, Diane Catalano (5) and Morgan Dunlap. W—Arceneaux. L—Scott.

Ithaca ..... 000 102 0—3 9 5
Union (N.Y.) ..... 200 005 x—7 8 0
Abby Hanrahan and Maddie Kraemer; Jackie Coffey and Alicia Gifford. HR—Leigh Bonkowski (Ithaca). W—Coffey. L—Hanrahan.

Union (N.Y.) ..... 000 000 1—1 4 0
Cortland St. ..... 001 020 x—3 6 0
Abby Arceneaux and Alicia Gifford; Stephanie Adamshick and Erin Bock, Jill Seymour. HR—Jill Ring [Union (N.Y.)]; Julie Gentner (Cortland St.). W—Adamshick. L—Arceneaux.

WARTBURG REGIONAL

AT WAVERLY, IOWA

Marian (Wis.) ..... 000 100 0—1 3 1
Clarke ..... 000 000 2—2 5 1
Julia Skenandore and Alissa DeWar; Amber Prosser, Annette Bielema (5) and Christine Steines. W—Bielema. L—Skenandore.

Lake Forest ..... 002 110 2—6 13 0
Wartburg ..... 000 010 0—1 7 1
Nancy Findeisen and Justeen Streich; Stephanie Rasmussen, Kelly Watkins (4) and Heather Winter. HR—Kathy Voss (Wartburg). W—Findeisen. L—Rasmussen.

Clarke ..... 002 00—2 5 0
Gust. Adolphus ..... 003 16—10 10 2
Amber Prosser, Annette Bielema (3) and Christine Steines; Molly Biehn and Jenny Ebanks. W—Biehn. L—Prosser.

Wartburg ..... 032 61—12 12 1
Marian (Wis.) ..... 000 10—1 3 5
Stephanie Rasmussen, Courtney Kowalke (5) and Renae Vomacka; Julia Skenandore and Alissa DeWar. HR—Kathy Voss (Wartburg). W—Rasmussen. L—Skenandore.

Gust. Adolphus ..... 100 000 000—1 0 0
Lake Forest ..... 010 000 001—2 6 0
Sara Medved, Molly Biehn (7) and Audrey Lenoch; Leigh Anne Fergerson and Justeen Streich. W—Furgerson. L—Biehn.

Clarke ..... 000 000 0—0 3 3
Wartburg ..... 012 000 x—3 7 0
Amber Prosser, Annette Bielema (3) and Christine Steines; Stephanie Rasmussen and Heather Winter. HR—Emily Mangin (Wartburg). W—Rasmussen. L—Prosser.

Wartburg ..... 000 000 000 1—1 9 1
Gust. Adolphus ..... 000 000 000 0—0 3 2
Kelly Watkins and Renae Vomacka; Molly Biehn and Jenny Ebanks. W—Watkins. L—Biehn.

Wartburg ..... 000 014 1—6 10 1
Lake Forest ..... 000 001 0—1 10 4
Kelly Watkins and Renae Vomacka; Nancy Findeisen, Ashley Closson (7) and Justeen Streich. HR—Shannon Clerkin (Lake Forest). W—Watkins. L—Findeisen.

Lake Forest ..... 000 000 0—0 2 2
Wartburg ..... 000 010 x—1 4 0
Leigh Anne Fergurson and Justeen Streich; Stephanie Rasmussen and Renae Vomacka. W—Rasmussen. L—Fergurson.

WHEATON (MASS.) REGIONAL

AT NORTON, MASSACHUSETTS

Keene St. ..... 000 000 0—0 3 2
Western New Eng. ..... 000 001 x—1 4 0
Meghan McLoughlin, Melissa Zimmerman (6) and Jan Rissacher; Marcie Bruder and Michelle Boss. W—Bruder. L—McLoughlin.

Fitchburg St. ..... 000 000 1—1 6 2
Endicott ..... 001 001 x—2 6 2
Jennifer Neslusan and Krystal Souza; Renne Kelly and Megan Young. W—Kelly. L—Neslusan.

Western New Eng. ..... 000 500 0—5 5 0
Tufts ..... 000 000 0—0 5 3
Marcie Bruder and Michelle Boss; Caroline Grieco and Lis Drake. W—Bruder. L—Grieco.

Endicott ..... 010 201 0—4 11 0
Wheaton (Mass.) ..... 200 300 x—5 6 0
Melanie Dutney, Renee Kelly (4) and Megan Young; Jackie Demling and Kate Malloy. W—Demling. L—Dutney.

Endicott ..... 000 000 0—0 1 1
Keene St. ..... 001 030 x—4 7 1
Adrienne Leone, Renee Kelly (4) and Megan Young; Stephanie Carter and Jan Rissacher. HR—Caroline Kurkowski (Keene St.); Abby Collins (Keene St.). W—Carter. L—Leone.

Tufts ..... 111 000 0—3 6 0
Fitchburg St. ..... 100 000 0—1 9 0
Pam Swidler and Lis Drake; Kristen Bissonnette, Jennifer Neslusan (4) and Krystal Souza. HR—Drake. W—Swidler. L—Bissonnette.

Wheaton (Mass.) ..... 001 000 0—1 5 0
Western New Eng. ..... 000 000 3—3 8 1
Jackie Demling and Kate Malloy, Jessica Foster; Marcie Bruder and Michelle Boss. HR—Jen Piorkowski (Western New Eng.). W—Bruder. L—Demling.

Tufts ..... 000 002 000 0—2 4 0
Keene St. ..... 000 000 200 1—3 8 2
Pam Swidler, Julia Brenta (3) and Lis Drake; Meghan McLoughlin and Jan Rissacher. HR—Shauna Mullen (Keene St.). W—McLoughlin. L—Swidler.

Keene St. ..... 000 200 0—2 4 2
Wheaton (Mass.) ..... 010 230 x—6 14 0
Stephanie Carter, Melissa Zimmerman (5) and Jan Rissacheri; Amy Rowbottom, Jen Nelligan (6) and Kate Malloy, Courtney Prior. HR—Caroline Kurkowski (Keene St.); Lori Hill [Wheaton (Mass.)]. W—Rowbottom. L—Carter.

Wheaton (Mass.) ..... 000 100 0—1 4 1
Western New Eng. ..... 100 000 1—2 6 3
Jackie Demling, Jen Nelligan (2) and Kate Malloy; Marcie Bruder and Michelle Boss. W—Bruder. L—Nelligan.

FINALS

AT SALEM, VIRGINIA

GAME NO. 1—MAY 16

Western New Eng.	AB	R	H	RBI	PO	A
Ashley Koch, rf	3	0	1	0	3	0
Sarah Moisao, 2b	3	0	1	0	2	1
Joyce Blake, dh	3	0	0	0	0	0
Erin Whitcomb, 1b	3	0	0	0	5	0
Lindsay Gauthier, 3b	3	0	0	0	2	3
Jen Piorkowski, lf	2	0	0	0	1	0
June Blake, ss	2	0	0	0	1	1
Tricia Troiano, cf	2	0	0	0	2	0
Michelle Boss, c	2	0	0	0	2	0
Marcie Bruder, p	0	0	0	0	0	1
TOTALS	23	0	2	0	18	6

Central (Iowa)	AB	R	H	RBI	PO	A
Anne Legg, 1b	4	1	2	1	11	0
Shelly Tomlinson, pr	0	1	0	0	0	0
Bri Kuyper, cf	2	2	1	0	0	0
Kris Hughes, rf	3	1	2	0	0	0
Katy Lein, 3b	3	0	1	1	0	2
Becky Hedges, pr	0	0	0	0	0	0
Stef Miller, c	1	1	0	1	6	0
Shauna Dyjak, pr	0	0	0	0	0	0
Sara Tuttle, dh	2	0	0	0	0	0
Abby Frye, ph	1	0	0	0	0	0
Holly Edwards, lf	3	1	1	1	2	0
Kristin Wares, 2b	3	0	1	1	2	2
Mary Vande Hoef, pr	0	0	0	0	0	0
Beth Peterson, ss	3	0	0	0	0	3
Libby Hysell, p	0	0	0	0	0	2
Corrie Schmidt, p	0	0	0	0	0	1
Amanda Wilson, p	0	0	0	0	0	1
TOTALS	25	7	8	5	21	11

Western New Eng. ..... 000 000 0—0 2 1
Central (Iowa) ..... 520 000 x—7 8 0
E—Blake. LOB—Western New Eng. 2; Central (Iowa) 3. 2B—Kuyper, Hughes, Lein. SH—Miller. SB—Kuyper, Hughes, Miller, Dyjak, Edwards. HR—Legg.

	IP	H	R	ER	BB	SO
Bruder (L)	6.0	8	7	7	1	2
Schmidt (W)	3.0	2	0	0	0	3
Hysell	3.0	0	0	0	0	3
Wilson	1.0	0	0	0	0	0

HBP—Bruder (Miller). WP—Bruder 2.
T—1:35. A—640. U—Luau Bowers, Dave Kolojejchick, Joe Massaro.

GAME NO. 2—MAY 16

Cortland St.	AB	R	H	RBI	PO	A
Jonna Ball, 2b	3	0	1	0	2	3
Michelle Ringle, pr	0	0	0	0	0	0
Jennifer Rockwell, cf	2	0	0	0	2	0
Julie Gentner, ss	3	0	0	0	1	3
Carin Piacente, 1b	3	0	1	0	9	0
Lara Stone, lf	3	0	1	0	0	0
Erin Bock, dh	3	0	0	0	0	0
Rudy Loiacono, rf	2	0	0	0	0	0
Jill Seymour, c	2	0	0	0	3	0

Cortland St.	AB	R	H	RBI	PO	A
Megan Cross, 3b	2	0	0	0	0	2
Stephanie Adamshick, p	0	0	0	0	1	1
TOTALS	23	0	3	0	18	9

Salisbury	AB	R	H	RBI	PO	A
Lisa Gentilella, 3b	3	0	1	0	0	1
Kate Garland, ss	2	0	0	0	0	2
Katie Mullinix, lf	3	0	1	0	1	0
Rosie Aley, 1b	3	0	0	0	4	0
Kristy Shaffer, 2b	2	0	1	0	4	0
Erin Ruest, dh	2	0	0	0	0	0
Kristin Rementer, rf	1	0	0	0	0	0
Eryn Mathews, ph	1	0	0	0	0	0
Megan Ellzy, cf	2	0	0	0	1	1
Kim Rementer, c	2	1	1	0	11	1
Lacey Lister, p	0	0	0	0	0	1
TOTALS	21	1	4	0	21	6

Cortland St. ..... 000 000 0—0 3 1
Salisbury ..... 000 010 x—1 4 1
E—Ball; Garland. LOB—Cortland St. 4; Salisbury 5. 2B—Stone; Mullinix. SH—Rockwell; Ruest. SB—Kim Rementer.

	IP	H	R	ER	BB	SO
Adamshick (L)	6.0	4	1	0	2	3
Lister (W)	7.0	3	0	0	1	11

WP—Adamshick. T—1:29. A—712. U—Kathy Graf, Karen Hughes, Ellis Clayton.

GAME NO. 3—MAY 16

Ill. Wesleyan	AB	R	H	RBI	PO	A
Brynn Hasse, cf	5	2	3	0	1	0
Jamie Palmer, 2b	4	1	1	1	1	6
Colleen Schuster, ss	5	2	3	3	3	4
Stephanie Stephen, 1b	3	1	1	0	10	0
Kelly Murray, p	3	1	1	1	0	1
Stephanie Hieser, dh	4	1	1	1	0	0
Ashley Patten, pr	0	0	0	0	0	0
Kat Mason, c	3	0	2	0	5	1
Jessica Lothman, pr	0	0	0	0	0	0
Nicole Reed, 3b	2	0	0	0	1	1
Nicole Williams, ph	1	0	0	0	0	0
Megan Pietrucha, rf	3	1	1	0	0	0
Michelle Bradley, lf	0	0	0	0	0	0
TOTALS	33	9	13	6	21	13

Muskingum	AB	R	H	RBI	PO	A
Erin Zupko, cf	3	1	2	1	1	0
Erin Calabrese, 2b	4	0	0	0	4	1
Elaine Haubner, lf	2	0	0	0	3	1
Mandy Carnes, 1b	2	0	0	0	6	1
Nicole Blubaugh, dh	2	0	0	0	0	0
Ashley Abraham, pr	0	1	0	0	0	0
Shauna Jellison, 3b	2	0	0	0	2	5
Jeanna Rayman, ss	3	0	2	1	4	1
Jenn Feldkircher, c	1	0	0	0	0	0
Jackie Props, c	2	0	0	0	0	0
Amy Clauss, rf	2	0	0	0	0	0
Katie Herbst, ph	1	0	0	0	0	0
Morgan Martin, p	0	0	0	0	0	3
Erica Hoyt, p	0	0	0	0	0	0
Mindy Nash, p	0	0	0	0	0	0
TOTALS	24	2	4	2	21	12

Ill. Wesleyan ..... 106 001 1—9 13 0
Muskingum ..... 100 001 0—2 4 1
E—Calabrese. DP—Ill. Wesleyan 1; Muskingum 1. LOB—Ill. Wesleyan 10; Muskingum 6. 2B—Hasse, Pietrucha. 3B—Palmer. HR—Zupko. SH—Palmer, Stephen, Murray.

	IP	H	R	ER	BB	SO
Murray (W)	7.0	4	2	2	5	6
Martin (L)	2.1	5	6	6	0	0
Erica Hoyt	0.0	0	1	1	3	0
Mindy Nash	4.2	8	2	2	1	0

WP—Murray 4; Hoyt 2. PB—Feldkircher. T—2:05. A—459. U—Dave Kolojejchick, Joe Massaro, Luau Bowers.

GAME NO. 4—MAY 16

Wartburg	AB	R	H	RBI	PO	A
Jenny Flora, rf	2	0	0	0	3	0
Shannon Lillibridge, lf	3	0	0	0	2	0
Heather Winter, dh	2	0	0	0	0	0
Kathy Voss, 1b	3	0	0	0	7	0
Emily Mangin, 3b	3	0	0	0	1	1
Renae Vomacka, c	3	0	2	0	1	1
Tracy O'Donnell, pr	0	0	0	0	0	0
Betsy Girsch, 2b	3	0	0	0	0	2
Cindy Hanneman, ss	2	0	1	0	2	2
Karla Flynn, cf	1	0	0	0	2	0
Debra Schindler, ph	1	0	0	0	0	0
Stephanie Rasmussen, p	0	0	0	0	0	0
TOTALS	23	0	3	0	18	6

Emory	AB	R	H	RBI	PO	A
Lauren Dix, 3b	3	1	0	0	3	3
Emily Sunshine, rf	3	3	1	0	1	0
Melissa Roberts, lf	1	1	0	0	3	0
Tamara Boggs, cf	3	1	2	2	0	0
Allison Bouknight, 2b	3	1	2	2	2	1
Elizabeth Hampson, 1b	3	0	1	2	5	0
Mandy Chastang, dh	3	0	0	0	0	0
Tracey Summa, ss	3	0	0	0	1	2
Sherri Rauenzahn, c	3	0	0	0	6	0
Nicole Kovski, p	0	0	0	0	0	1
Christine O'Brien, p	0	0	0	0	0	0
TOTALS	25	7	6	6	21	7

Wartburg ..... 000 000 0—0 3 4
Emory ..... 201 040 x—7 6 0
E—Voss, Girsch, Hanneman, Flynn. DP—Emory 1. LOB—Wartburg 4; Emory 4. 2B—Vomacka; Boggs. SH—Sunshine, Roberts. SB—Hanneman, Sunshine, Bouknight.

	IP	H	R	ER	BB	SO
Rasmussen (L)	6.0	6	7	5	2	1
Kovski(W)	6.0	3	0	0	2	4
O'Brien	1.0	0	0	0	0	2

T—1:35. A—318. U—Karen Hughes, Ellis Clayton, Kathy Graf.

GAME NO. 5—MAY 17

Western New Eng.	AB	R	H	RBI	PO	A
Ashley Kock, rf	3	0	1	0	5	0
Sarah Moisao, 2b	3	0	0	0	1	0
Joyce Blake, dh	2	0	0	0	0	0
Erin Whitcomb, 1b	3	0	0	0	4	0
Lindsey Gauthier, 3b	2	0	0	0	0	2
Jen Piorkowski, lf	2	0	1	0	2	0
June Blake, ss	1	0	0	0	0	3
Mallory Patten, pr	0	0	0	0	0	0
Tricia Troiano, cf	2	0	0	0	2	0
Kristy Kehoss, ph	1	0	0	0	0	0
Michelle Boss, c	2	0	0	0	4	0
Marcie Bruder, p	0	0	0	0	0	1
TOTALS	21	0	2	0	18	6

Cortland St.	AB	R	H	RBI	PO	A
Jonna Ball, 2b	2	1	1	0	3	1
Jennifer Rockwell, cf	2	0	0	0	0	0
Julie Gentner, ss	3	1	1	2	2	2
Carin Piacente, 1b	3	0	0	0	12	0
Lara Stone, lf	3	0	0	0	1	0
Erin Bock, dh	2	0	0	0	0	0
Rudy Loiacono, rf	2	0	0	0	0	0
Jill Seymour, c	2	0	0	0	3	1
Megan Cross, 3b	2	0	1	0	0	5
Stephanie Adamshick, p	0	0	0	0	0	5
TOTALS	21	2	3	2	21	14

Western New Eng. ..... 000 000 0—0 2 2
Cortland St. ..... 002 000 x—2 3 0
E—Gauthier, Boss. LOB—Western New Eng. 5; Cortland St. 3. HR—Gentner. SH—Piorkowski, Blake, Rockwell. SB—Cross.

	IP	H	R	ER	BB	SO
Bruder (L)	6.0	3	2	2	1	4
Adamshick (W)	7.0	2	0	0	3	3

T—1:25. A—220. U—Ellis Clayton, Kathy Graf, Dave Kolojejchick.

GAME NO. 6—MAY 17

Muskingum	AB	R	H	RBI	PO	A
Erin Zupko, cf	3	1	2	1	1	0
Erin Calabrese, 2b	4	1	1	0	5	0
Elaine Haubner, lf	4	0	2	2	0	0
Mandy Carnes, 1b	4	0	1	0	3	1
Nicole Blubaugh, dh	4	0	1	0	0	0
Maggie Oldham, pr	0	0	0	0	0	0
Shauna Jellison, 3b	3	1	1	0	1	3
Jeanna Rayman, ss	3	1	1	0	1	0
Jackie Props, c	3	0	2	1	9	2
Ashley Abraham, pr	0	0	0	0	0	0
Amy Clauss, rf	3	0	0	0	0	0
Erica Hoyt, p	0	0	0	0	0	2
Morgan Martin, p	0	0	0	0	0	1
TOTALS	31	4	11	4	20	9

Wartburg	AB	R	H	RBI	PO	A
Jenny Flora, rf	4	2	2	0	0	0
Shannon Lillibridge, lf	1	0	0	0	2	0
Heather Winter, c	3	2	1	2	5	0
Kathy Voss, 1b	4	0	3	0	6	1
Jodie Jones, pr	0	0	0	0	0	0
Karla Flynn, pr	0	1	0	0	0	0
Emily Mangin, 3b	3	0	1	0	1	2
Renae Vomacka, dh	2	0	0	0	0	0
Betsy Girsch, 2b	2	0	0	0	3	3
Emily Pappas, pr	0	0	0	0	0	0
Cindy Hanneman, ss	4	0	0	0	3	1
Alicia Cox, cf	2	0	0	0	1	1
Debra Schindler, ph	1	0	1	1	0	0
Kelly Watkins, p	0	0	0	0	0	0
Stephanie Rasmussen, p	0	0	0	0	0	1
TOTALS	26	5	8	3	21	9

Muskingum ..... 040 000 0—4 11 3
Wartburg ..... 201 010 1—5 8 2
E—Calabrese, Rayman, Hoyt; Hanneman, Cox. LOB—Muskingum 9; Wartburg 11. 2B—Zupko, Haubner; Voss. HR—Winter. SH—Jellison, Lillibridge, Vomacka, Cox. SB—Zupko. CS—Pappas.

	IP	H	R	ER	BB	SO
Hoyt	5.0	5	4	2	4	7
Martin (L)	1.2	3	1	1	2	0
Rasmussen (W)	5.1	4	0	0	1	3
Watkins	1.2	7	4	4	1	0

WP—Rasmussen. T—2:04. A—312.

GAME NO. 7—MAY 17

Central (Iowa)	AB	R	H	RBI	PO	A
Anne Legg, 1b	2	0	0	0	5	0
Shelly Tomlinson, pr	0	0	0	0	0	0
Bri Kuyper, cf	3	0	0	0	0	0
Kris Hughes, rf	3	0	1	0	0	0
Katy Lein, 3b	3	0	0	0	0	2
Stef Miller, c	3	0	0	0	9	2
Sara Tuttle, dh	2	0	0	0	0	0
Holly Edwards, lf	2	0	0	0	2	0
Kristin Wares, 2b	2	0	0	0	2	1
Beth Peterson, ss	0	0	0	0	0	0
April Miller, p	0	0	0	0	0	0
Libby Hysell, p	0	0	0	0	0	1
Corrie Schmidt, p	0	0	0	0	0	0
TOTALS	20	0	1	0	18	6

Salisbury	AB	R	H	RBI	PO	A
Lisa Gentilella, 3b	3	2	1	0	1	1
Kate Garland, ss	2	1	0	0	4	0
Katie Mullinix, rf	4	0	1	0	0	0
Rosie Aley, 1b	3	0	1	0	3	0
Kristy Shaffer, 2b	3	1	1	3	2	0
Erin Ruest, dh	3	1	0	0	0	0
Leslie White, cf	4	1	1	3	0	0
Megan Ellzy, lf	3	0	2	0	1	0
Kim Rementer, c	3	0	1	0	10	3
Lacey Lister, p	0	0	0	0	0	1
TOTALS	28	6	8	6	21	5

Central (Iowa) ..... 000 000 0—0 1 3
Salisbury ..... 203 100 x—6 8 0
E—Miller, Peterson. DP—Salisbury 1. LOB—Central (Iowa) 2; Salisbury 10. HR—White. HBP—Ruest. SB—Tomlinson, Peterson 2; Gentilella, Ellzy. CS—Hughes.

	IP	H	R	ER	BB	SO
Miller (L)	0.0	0	1	1	1	0
Hysell	2.2	3	4	1	2	4
Schmidt	3.1	5	1	1	2	5
Lister (W)	7.0	1	0	0	3	9

HBP—Ruest (by Hysell). T—2:04. A—280.

GAME NO. 8—MAY 17

Emory	AB	R	H	RBI	PO	A
Lauren Dix, 3b	4	0	0	0	0	3
Emily Sunshine, rf	4	0	0	0	0	0
Melissa Roberts, lf	3	0	1	0	1	0
Tamara Boggs, cf	3	0	0	0	3	0
Allison Bouknight, 2b	3	0	1	0	6	1
Elizabeth Hampson, 1b	2	0	0	0	9	3
Mandy Chastang, dh	1	0	0	0	0	0
Jennifer Harrigan, dh	2	0	0	0	0	0
Tracey Summa, ss	1	0	1	0	1	2
Katie Donovan, ph	1	0	0	0	0	0
Sherri Rauenzahn, c	2	0	0	0	3	2
Emily Eichler, ph	1	0	0	0	0	0
Nicole Kovski, p	0	0	0	0	0	1
Christine O'Brien, p	0	0	0	0	0	4
TOTALS	27	0	3	0	23	16

Ill. Wesleyan	AB	R	H	RBI	PO	A
Brynn Hasse, cf	4	0	2	0	0	0
Jamie Palmer, 2b	2	0	1	0	2	0
Colleen Schuster, ss	3	0	0	0	0	2
Stephanie Stephen, 1b	4	0	0	0	10	1

Ill. Wesleyan	AB	R	H	RBI	PO	A
Kelly Murray, p	3	0	0	0	0	5
Nicole Williams, ph	1	1	0	0	0	0
Stephanie Hieser, 3b/dh	2	0	1	0	0	0
Kat Mason, c	3	0	1	1	11	0
Jessica Lothman, pr	0	0	0	0	0	0
Nicole Reed, dh/3b	3	0	3	0	1	2
Alesia Perry, pr	0	0	0	0	0	0
Megan Pietrucha, rf	2	0	0	0	0	0
Michelle Bradley, lf	0	0	0	0	0	0
TOTALS	27	1	8	1	24	10

Emory ..... 000 000 00—0 3 1
Ill. Wesleyan ..... 000 000 01—1 8 2
E—Hampson; Schuster, Murray. LOB—Emory 5; Ill. Wesleyan 10. 2B—Palmer. SH—Hampson, Summa; Palmer, Hieser, Mason. SB—Roberts; Williams, Perry. CS—Hieser.

	IP	H	R	ER	BB	SO
Kovski	1.1	4	0	0	2	0
O'Brien (L)	6.1	4	1	0	1	2
Murray (W)	8.0	3	0	0	0	11

PB—Rauenzahn. T—2:15. A—286.

GAME NO. 9—MAY 18

Wartburg	AB	R	H	RBI	PO	A
Jenny Flora, rf	3	0	1	0	0	0
Shannon Lillibridge, lf	2	0	0	0	3	0
Heather Winter, c	2	0	1	0	2	0
Alicia Cox, pr	0	0	0	0	0	0
Kathy Voss, 1b	3	1	1	1	3	0
Emily Mangin, 3b	3	0	0	0	3	1
Renae Vomacka, dh	3	0	1	0	0	0
Jodie Jones, pr	0	0	0	0	0	0
Betsy Girsch, 2b	3	0	1	0	2	0
Tracy O'Donnell, pr	0	0	0	0	0	0
Cindy Hanneman, ss	2	0	0	0	2	1
Karla Flynn, cf	2	0	0	0	2	1
Debra Schindler, ph	1	0	0	0	0	0
Kelly Watkins, p	0	0	0	0	1	3
Stephanie Rasmussen, p	0	0	0	0	0	1
TOTALS	24	1	5	1	18	7

Central (Iowa)	AB	R	H	RBI	PO	A
Anne Legg, 1b	2	1	1	1	11	0
Becky Hedges, pr	0	0	0	0	0	0
Bri Kuyper, cf	2	0	1	0	0	0
Kris Hughes, rf	3	0	0	0	0	0
Katy Lein, 3b	3	0	2	0	4	0
Shelly Tomlinson, pr	0	1	0	0	0	0
Stef Miller, c	2	0	0	0	3	1
Sara Tuttle, dh	1	0	0	0	0	0
Shauna Dyjak, ph	1	0	0	0	0	0
Holly Edwards, lf	1	0	0	0	1	0
Kara Hanson, pr	0	0	0	0	0	0
Kristin Wares, 2b	2	0	0	0	1	3
Beth Peterson, ss	2	0	1	0	1	4
Libby Hysell, p	0	0	0	0	0	2
April Miller, p	0	0	0	0	0	1
TOTALS	19	2	5	1	21	11

Wartburg ..... 000 100 0—1 5 4
Central (Iowa) ..... 100 100 x—2 5 0
E—Lillibridge, Winter 2, Voss. DP—Wartburg 2; Central (Iowa) 1. LOB—Wartburg 5; Central (Iowa) 5. 2B—Vomacka. HR—Voss; Legg. HBP—Winter, Hanneman; Miller, Edwards. SH—Lillibridge; Edwards. SB—Hedges.

	IP	H	R	ER	BB	SO
Watkins (W)	3.1	3	2	1	3	1
Rasmussen	2.2	2	0	0	0	1
Hysell (L)	6.1	4	1	1	0	3
Miller	0.2	1	0	0	0	0

WP—Watkins. HBP—by Watkins (Miller); by Watkins (Edwards); by Hysell (Hanneman); by Hysell (Winter). T—1:39. A—183. U—Dave Kolojejchick, Ellis Clayton, Kathy Graf.

GAME NO. 10—MAY 18

Emory	AB	R	H	RBI	PO	A
Lauren Dix, 3b	2	2	0	0	4	5
Emily Sunshine, rf	1	0	0	0	0	0
Katie Donovan, rf	2	0	0	0	0	0
Melissa Roberts, lf	3	2	1	0	1	0
Tamara Boggs, cf	4	1	3	2	1	0
Allison Bouknight, 2b	4	2	2	3	1	3
Elizabeth Hampson, 1b	3	0	2	1	11	0
Mandy Chastang, dh	3	0	1	1	0	0
Emily Eichler, ph	1	0	1	0	0	0
Tracey Summa, ss	4	0	1	0	1	1
Sherri Rauenzahn, c	3	1	1	0	2	2
Christine O'Brien, p	0	0	0	0	0	2
TOTALS	30	8	12	7	21	13

Cortland St.	AB	R	H	RBI	PO	A
Jonna Ball, 2b	3	0	0	0	3	1
Jennifer Rockwell, cf	3	0	0	0	0	0
Julie Gentner, ss	3	0	2	0	2	3
Carin Placente, 1b	3	0	1	0	8	0
Lara Stone, lf	3	0	0	0	0	0
Erin Bock, dh/c	3	0	0	0	0	2
Rudy Loiacono, rf	3	0	1	0	2	0
Jill Seymour, c/dh	1	0	0	0	4	3
Keri Banta, ph	1	0	0	0	0	0
Amber Ortolano, ph	1	0	0	0	0	0
Megan Cross, 3b	2	0	0	0	1	4
Stephanie Adamshick, p	0	0	0	0	1	0
Lara Almansberger, p	0	0	0	0	0	2
TOTALS	26	0	4	0	21	15

Emory ..... 420 010 1—8 12 1
Cortland St. ..... 000 000 0—0 4 4
E—Summa, Gentner, Stone, Loiacono, Cross. DP—Emory 1. LOB—Emory 6; Cortland St. 6. 2B—Bouknight, Hampson, Gentner. 3B—Roberts. SH—Sunshine, Hampson. CS—Sunshine, Boggs, Chastang.

	IP	H	R	ER	BB	SO
O'Brien (W)	7.0	4	0	0	1	4
Adamshick (L)	1.0	4	5	5	2	0
Almansberger	6.0	8	3	3	1	2

WP—O'Brien; Almansberger. PB—Rauenzahn. T—1:54. A—650.

GAME NO. 11—MAY 18

Salisbury	AB	R	H	RBI	PO	A
Lisa Gentilella, 3b	5	1	2	0	5	4
Kate Garland, ss	3	2	2	1	2	3
Katie Mullinix, rf	3	1	1	1	2	0
Rosie Alley, 1b	4	0	1	2	5	0
Kristy Shaffer, 2b	5	0	0	0	2	0
Erin Ruest, dh	5	0	0	0	0	0
Leslie White, cf	4	0	1	0	2	0
Megan Ellzy, lf	3	0	1	0	5	0
Erin Hart, ph	1	0	0	0	0	0
Kim Rementer, c	4	1	1	0	7	0
Lacey Lister, p	0	0	0	0	0	0
TOTALS	37	5	9	4	30	7

Ill. Wesleyan	AB	R	H	RBI	PO	A
Brynn Hasse, cf	5	1	1	0	2	0
Jamie Palmer, 2b	5	1	1	0	4	4
Colleen Schuster, ss	5	0	1	2	0	3
Stephanie Stephen, 1b	1	0	0	0	18	1
Jessica Lothman, pr	0	0	0	0	0	0
Kat Mason, c	3	0	0	0	3	1
Stephanie Hieser, rf/dh	4	0	0	0	0	0
Michelle Bradley, lf	2	0	0	0	0	0
Nicole Williams, ph	1	0	0	0	0	0
Nicole Reed, 3b	4	1	2	1	0	5
Megan Pietrucha, dh/rf	4	0	0	0	2	0
Kelly Murray, p	0	0	0	0	1	4
Ellen Furr, p	0	0	0	0	0	2
A.J. Reeley, p	0	0	0	0	0	0
TOTALS	34	3	5	3	30	20

Salisbury ..... 000 003 000 2—5 9 1
Ill. Wesleyan ..... 002 000 100 0—3 5 4
E—Garland, Stephen 2, Bradley, Reed. DP—Ill. Wesleyan. LOB—Salisbury 7; Titans 6. 2B—Aley, Rementer, Schuster. HR—Reed. HBP—Garland. SH—Mullinix, Mason.

	IP	H	R	ER	BB	SO
Lister (W)	10.0	5	3	3	4	7
Murray	5.2	5	3	3	1	2
Furr (L)	3.1	3	1	1	2	1
Reeley	1.0	1	1	0	0	0

HBP—by Furr (Garland). T—2:08. A—208.

GAME NO. 12—MAY 18

Central (Iowa)	AB	R	H	RBI	PO	A
Anne Legg, 1b	3	1	1	0	11	0
Mary Vande Hoef, pr	0	0	0	0	0	0
Bri Kuyper, cf	4	1	1	0	1	0
Kris Hughes, rf	3	0	1	3	3	0
Katy Lein, 3b	3	0	1	0	0	2
Becky Hedges, pr	0	0	0	0	0	0
Stef Miller, c	3	0	1	0	1	2
Sara Tuttle, dh	3	0	0	0	0	0
Holly Edwards, lf	3	0	1	0	1	0
Kristin Wares, 2b	3	0	1	0	1	4
Kara Hanson, pr	0	0	0	0	0	0
Beth Peterson, ss	2	1	1	0	2	0
Libby Hysell, p	0	0	0	0	1	2
April Miller, p	0	0	0	0	0	2
TOTALS	27	3	8	3	21	12

Emory	AB	R	H	RBI	PO	A
Lauren Dix, 3b	4	0	1	0	3	3
Emily Sunshine, rf	3	0	0	0	1	0
Melissa Roberts, lf	2	1	0	0	1	0
Tamara Boggs, cf	2	1	2	2	0	0
Allison Bouknight, 2b	3	0	1	0	1	1
Elizabeth Hampson, 1b	3	0	1	0	9	1
Mandy Chastang, dh	2	0	0	0	0	0
Tracey Summa, ss	2	0	0	0	2	2
Emily Eichler, ph	1	0	0	0	0	0
Sherri Rauenzahn, c	3	0	0	0	4	1
Nicole Kovski, p	0	0	0	0	0	7
TOTALS	25	2	5	2	21	15

Central (Iowa) ..... 000 030 0—3 8 1
Emory ..... 001 001 0—2 5 0
E—Wares. LOB—Central (Iowa) 5; Emory 6. 2B—Hughes, Edwards. 3B—Boggs. HR—Boggs. SH—Sunshine, Chastang. SB—Miller. CS—Kuyper.

	IP	H	R	ER	BB	SO
Hysell (W)	6.0	3	1	1	2	1
Miller	1.0	2	1	1	0	0
Kovski (L)	7.0	8	3	3	2	3

T—1:42. A—237. U—Ellis Clayton, Dave Kolojejchick, Kathy Graf.

GAME NO. 13—MAY 19

Ill. Wesleyan	AB	R	H	RBI	PO	A
Brynn Hasse, cf	4	0	1	0	1	0
Jamie Palmer, 2b	3	2	2	0	4	1
Colleen Schuster, ss	4	1	2	0	2	2
Stephanie Stephen, 1b	0	0	0	0	5	1
Kat Mason, c	1	0	0	1	5	4
Stephanie Hieser, dh	3	0	2	2	0	0
Michelle Bradley, lf	3	0	0	0	0	0
Nicole Reed, 3b	3	0	1	0	1	4
Megan Pietrucha, rf	3	0	0	0	0	0
A.J. Reeley, p	0	0	0	0	0	1
Alesia Perry, p	0	0	0	0	0	0
Ellen Furr, p	0	0	0	0	0	0
TOTALS	24	3	8	3	18	13

Central (Iowa)	AB	R	H	RBI	PO	A
Anne Legg, 1b	3	0	3	2	8	0
Shelly Tomlinson, pr	0	1	0	0	0	0
Bri Kuyper, cf	1	1	0	1	1	0
Kris Hughes, rf	4	1	2	1	0	0
Katy Lein, 3b	4	0	2	1	1	1
Mary Vande Hoef, pr	0	1	0	0	0	0
Stef Miller, c	4	0	0	1	4	1
Sara Tuttle, dh	1	0	0	1	0	0
Shauna Dyjak, pr	0	0	0	0	0	0
Holly Edwards, lf	3	2	2	0	1	0
Kristin Wares, 2b	2	1	1	0	5	2
Becky Hedges, pr	0	0	0	0	0	0
Beth Peterson, ss	2	1	0	0	1	3
April Miller, p	0	0	0	0	0	0
Corrie Schmidt, p	0	0	0	0	0	2
TOTALS	24	8	10	7	21	9

Ill. Wesleyan ..... 201 000 0—3 8 2
Central (Iowa) ..... 301 130 x—8 10 0
E—Hasse, Reed. DP—Ill. Wesleyan 1; Central (Iowa) 1. LOB—Ill. Wesleyan 6; Central (Iowa) 6. 2B—Legg. SH—Stephen, Kuyper. SF—Stephen, Mason. SB—Legg, Hughes, Vande Hoef, Edwards. CS—Hasse, Lein, Dyjak.

	IP	H	R	ER	BB	SO
Reeley (L)	3.0	7	5	3	3	1
Perry	1.2	2	3	2	4	0
Furr	1.1	1	0	0	0	0
Miller (W)	2.2	2	2	2	2	3
Schmidt	4.1	6	1	1	1	1

T—1:58. A—480. U—Dave Kolojejchick, Kathy Graf, Ellis Clayton.

GAME NO. 14—MAY 20

Central (Iowa)	AB	R	H	RBI	PO	A
Anne Legg, 1b	3	0	1	0	9	0
Shauna Dyjak, pr	0	1	0	0	0	0
Bri Kuyper, cf	3	0	1	1	0	0
Kris Hughes, rf	3	0	1	0	2	0
Katy Lein, 3b	3	0	0	0	0	0
Stef Miller, c	2	0	0	0	7	1
Sara Tuttle, dh	3	0	0	0	0	0
Holly Edwards, lf	3	0	1	0	1	0
Kristin Wares, 2b	3	0	0	0	1	2
Beth Peterson, ss	2	0	0	0	1	0
Libby Hysell, p	0	0	0	0	0	4
TOTALS	25	1	4	1	21	7

Salisbury	AB	R	H	RBI	PO	A
Lisa Gentilella, 3b	3	0	0	0	1	0
Kate Garland, ss	3	0	2	0	1	3
Katie Mullinix, rf	2	0	1	0	0	0
Rosie Aley, 1b	2	0	1	0	4	0
Kristy Shaffer, 2b	2	0	0	0	2	1
Erin Ruest, dh	3	0	0	0	0	0
Leslie White, cf	3	0	0	0	2	0
Megan Ellzy, lef	2	0	0	0	4	0
Erin Hart, ph	1	0	0	0	0	0
Kim Rementer, c	2	0	0	0	7	0
Lacey Lister, p	0	0	0	0	0	1
TOTALS	23	0	4	0	21	5

Central (Iowa) ..... 001 000 0—1 4 0
Salisbury ..... 000 000 0—0 4 0
LOB—Central (Iowa) 4, Salisbury 5. 2B—Legg. SH—Mullinix, Shaffer. SB—Kuyper, Edwards.

	IP	H	R	ER	BB	SO
Hysell (W)	7.0	4	0	0	1	6
Lister (L)	7.0	4	1	1	0	7

HBP—S. Miller (by Lister). T—1:46. A—487.

CHAMPIONSHIP GAME

Salisbury	AB	R	H	RBI	BB	SO	A
Lisa Gentilella, 3b	3	1	1	0	1	0	3
Kate Garland, ss	3	1	2	1	0	0	1
Katie Mullinix, rf/p	3	0	1	0	0	0	0
Rosie Aley, 1b	3	0	0	0	1	2	0
Kristin Rementer, pr	0	0	0	0	0	0	0
Kristy Shaffer, 2b	4	0	1	1	0	1	0
Erin Ruest, dh	2	0	0	1	0	0	0
Leslie White, cf	3	0	0	0	0	0	0
Megan Ellzy, lf	2	1	1	0	0	0	0
Kim Rementer, c	2	0	0	0	0	1	2
Lacey Lister, p	0	0	0	0	0	0	1
Erin Hart, rf	0	0	0	0	0	0	0
TOTALS	25	3	6	3	2	4	7

Central (Iowa)	AB	R	H	RBI	BB	SO	A
Anne Legg, 1b	2	0	1	0	1	0	0
Shelly Tomlinson, pr	0	0	0	0	0	0	0
Bri Kuyper, cf	3	1	1	1	0	0	0
Kris Hughes, rf	3	1	1	4	0	0	0
Katy Lein, 3b	3	0	1	0	0	0	5
Stef Miller, c	2	0	0	0	0	0	2
Mary Vande Hoef, pr	1	0	0	0	0	0	0
Sara Tuttle, dh	3	0	1	0	0	1	0
Shauna Dyjak, pr	0	1	0	0	0	0	0
Holly Edwards, 1f	2	1	2	0	1	0	0
Kristin Wares, 2b	3	1	1	0	0	1	1
Becky Hedges, pr	0	0	0	0	0	0	0

Central (Iowa)	AB	R	H	RBI	BB	SO	A
Beth Peterson, ss	2	0	0	0	0	0	1
Libby Hysell, p	0	0	0	0	0	0	1
Corrie Schmidt, p	0	0	0	0	0	0	0
April Miller, p	0	0	0	0	0	0	0
Amanda Wilson, p	0	0	0	0	0	0	1
TOTALS	24	5	8	5	2	2	11

Salisbury ..... 002 100 0—3 6 0
Central (Iowa) ..... 000 050 x—5 8 3
E -- Kuyper, Wares, Schmidt. DP -- Salisbury 1. LOB -- Salisbury 8; Central (Iowa) 3. HR -- Hughes 3. SH -- Garland, Ellzy, Kim Rementer. SF -- Mullinix, Ruest. SB -- Peterson. CS -- Peterson.

Salisbury	IP	H	R	ER	BB	SO	AB	BF
Lister (L)	5.0	7	5	5	2	0	20	22
Mullinix	1.0	1	0	0	0	2	4	4
Hysell	3.0	4	1	0	1	3	12	15
Schmidt	0.1	0	1	1	0	0	1	2
Miller	0.2	0	0	0	1	0	2	4
Wilson (W)	3.0	2	1	0	0	1	10	11

WP -- Lister. PB -- Kim Rementer, Stef Miller. T -- 1:48. Attendance -- 487.

History

Team Results

Year	Champion (Record)	Coach	Score	Runner-Up	Host or Site	Championship Game Attendance	Championship Total Attendance
1982	*Eastern Conn. St. (27-10)	Clyde Washburne	2-0	TCNJ	TCNJ	—	1,217
1983	TCNJ (41-7)	June Walker	7-0	Buena Vista	Eastern Conn. St.	300	2,575
1984	*Buena Vista (29-8-1)	Marge Willadsen	3-1	TCNJ	St. Norbert	—	2,509
1985	Eastern Conn. St. (39-9)	Clyde Washburne	1-0	TCNJ	Eastern Conn. St.	800	3,084
1986	Eastern Conn. St. (36-11)	Clyde Washburne	1-0	Central (Iowa)	Buena Vista	—	2,529
1987	*TCNJ (46-3)	June Walker	1-0	Wis.-Whitewater	Eastern Conn. St.	200	2,567
1988	Central (Iowa) (35-10)	George Wares	3-2	Allegheny	Elmhurst	75	1,950
1989	*TCNJ (46-3)	June Walker	8-7 (9 inn.)	Eastern Conn. St.	TCNJ	—	3,323
1990	Eastern Conn. St. (34-5)	Jeff Anderson	1-0	TCNJ	Buena Vista	333	3,019
1991	*Central (Iowa) (42-6)	George Wares	4-0	Eastern Conn. St.	Eastern Conn. St.	800	4,182
1992	*TCNJ (48-2)	June Walker	4-0	Buena Vista	Central (Iowa)	400	2,521
1993	*Central (Iowa) (38-2)	George Wares	7-3	TCNJ	Millikin	194	3,388
1994	*TCNJ (48-4)	June Walker	6-5	Bridgewater St.	Salem, Va.	470	5,228
1995	*Chapman (43-5)	Lisle Lloyd	4-2	TCNJ	Buena Vista	500	3,858
1996	TCNJ (41-3)	Sally Miller	7-2	Chapman	Salem, Va.	617	3,927
1997	Simpson (39-7)	Henry Christowski	2-1 (9 inn.)	Montclair St.	Eau Claire, Wis.	475	3,417
1998	Wis.-Stevens Point (43-15)	Dean Shuda	3-1	Chapman	Salem, Va.	628	6,860
1999	Simpson (47-4-1)	Henry Christowski	6-0	Chapman	Eau Claire, Wis.	200	8,824
2000	St. Mary's (Minn.) (40-6)	John Tschida	5-0	Chapman	Salem, Va.	354	7,425
2001	Muskingum (47-6)	Donna Newberry	4-1	Central (Iowa)	Eau Claire, Wis.	350	8,308
2002	Ithaca (37-13)	Deb Pallozzi	1-0	Lake Forest	Eau Claire, Wis.	150	7,369
2003	Central (Iowa) (39-5-1)	George Wares	5-3	Salisbury	Salem, Va.	487	7,375

**Indicates undefeated teams in finals series.*

Tournament Teams

1987
Andrea Costa, Eastern Conn. St.
Jeannine Gilsdorf, TCNJ
Becky Hilgendorf, Wis.-Whitewater
Diane Klueg, TCNJ
Jolie Kreuser, Wis.-Whitewater
Tina Laganella, TCNJ
Jill Marghella, TCNJ
Donna O'Connell, TCNJ
Diane Pitz, Central (Iowa)
Terri Roemer, Wis.-Whitewater
Mariann Shumbo, Eastern Conn. St.
Shelley Stanicek, Wis.-Whitewater

1989
Jill Herman, TCNJ
Sue Loats, Buena Vista
Pam McCreesh, TCNJ
Christia Mohan, Eastern Conn. St.
Denise Myock, TCNJ
Missy Neblung, Buena Vista
Sarah Ondersma, Calvin
Brigitte Raczkowski, Eastern Conn. St.
Mandy Roczniak, Eastern Conn. St.
Michelle Rosel, Buena Vista
Karen Sandberg, Buena Vista
Tammy Schondelmayer, Eastern Conn. St.

1990
Laurie Hiemstra, Calvin
Patti Kinghorn, TCNJ
Jen LoPresti, TCNJ
Kelly MacDonald, Central (Iowa)
Jamie Mahnke, Central (Iowa)
Christia Mohan, Eastern Conn. St.
Sarah Ondersma, Calvin
Diana Pepin, Eastern Conn. St.
Christi Van Werden, Central (Iowa)
Suzanne Warner, Eastern Conn. St.
Melanie Welton, Luther
Sue Zintz, Luther

1991
Michelle Carlson, TCNJ
Jodi Joostberns, Hope
Patti Kinghorn, TCNJ
Jackie Krombeen, Hope
Kris Mach, Eastern Conn. St.

Jamie Mahnke, Central (Iowa)
Amy Mitchell, Luther
Julie Nelson, Central (Iowa)
Donna Poyant, Eastern Conn. St.
Brigitte Raczkowski, Eastern Conn. St.
Tera Twit, Central (Iowa)
Christi Van Werden, Central (Iowa)
Dawn Walmsley, Eastern Conn. St.

1992
Jeanne Hengemuhle, 1b, TCNJ
Carrie Loring, 2b, Eastern Conn. St.
Kim Drager, ss, Montclair St.
Michelle Carlson, 3b, TCNJ
Nikole Kotrba, of, Buena Vista
Jane Perry, of, Muskingum
Dawn Walmsley, of, Eastern Conn. St.
Amy Haeder, p, Buena Vista
Becky Koenig, p, TCNJ
Laura Oberstadt, c, Eastern Conn. St.
Lois Fyfe, al, Montclair St.
Lori Lubieski, al, TCNJ

1993
Kelly MacDonald, 1b, Central (Iowa)
Joy Pittner, ss, Rowan
Kori Moran, 3b, La Verne
Rachel Hudak, of, TCNJ
Mindi Remsburg, of, Central (Iowa)
Kristie Pennington, of, Central (Iowa)
Emily Grimes, p, Central (Iowa)
Stacey Mays, p, La Verne
Kara Gilligan, c, Rowan
Shannon Merkle, al, Central (Iowa)
Peggyann Coker, al, Rowan

1994
Angela Constantine, 1b, Bridgewater St.
Staci van Arendonk, 1b, Central (Iowa)
Gretchen Herudek, 2b, TCNJ
Barb Lubieski, ss, TCNJ
Michelle Carlson, 3b, TCNJ
JoAnn Heckethorn, of, TCNJ
Suzanne Bradford, of, Bridgewater St.
Kristy Wilbur, of, Bridgewater St.
Judy Gallagher, p, Bridgewater St.
Missey Allen, p, Central (Iowa)
Erine Grove, p, TCNJ
Dee Walsh, c, Bridgewater St.

1995
Jodi Robinson, 1b, Allegheny
Robin Selbst, 2b, TCNJ
Stacey Sonnek, 2b, Central (Iowa)
Lisa Cancilla, ss, Chapman
Michelle Carlson, 3b, TCNJ
Alicia Sanchez, of, TCNJ
Jessamine Maiben, of, Chapman
Shannon Merkle, of, Central (Iowa)
Barb Fralinger, p, TCNJ
Christy Guidorizzi, p, Chapman
Missey Allen, p, Central (Iowa)
Kathy Donovan, c, Chapman

1996
Anita DeFeo, 1b, TCNJ
Christi Anthony, 2b, TCNJ
Lisa Cancilla, ss, Chapman
Amy Dorsey, 3b, TCNJ
Jenny White, of, Simpson
Laurel Bailey, of Chapman
Jessamine Maiben, of, Chapman
Kelly Schade, p, Simpson
Karen Stefanowicz, p, TCNJ
Laurie Machuga, p, Allegheny
Christy Guidorizzi, p, Chapman
Kathy Donovan, c, Chapman

1997
Anita DeFeo, 1b, TCNJ
Christi Anthony, 2b, TCNJ
Julie Langbein, ss, Simpson
Randi Carine, 3b, Wheaton (Mass.)
Jennifer Citarella, of, Montclair St.
Denise Warnock, of, Montclair St.
Donell Hotze, of, Central (Iowa)
Kelly Schade, p, Simpson
Sharon Ormsbee, p, Montclair St.
Michelle Fowler, c, Simpson
Jessica Johnson, al, Wheaton (Mass.)
Kim Sears, al, Wheaton (Mass.)
Sunny Montas, al, TCNJ
Amber Ridnour, al, Simpson

1998
Charity Czappa, 1b, Wis.-Stevens Point
Kelly Rutta, 2b, Wis.-Stevens Point
Stephanie Bennett, ss, Salisbury
Jill Kristof, 3b, Wis.-Stevens Point
Amber Ridnour, of, Simpson
Jessamine Maiben, of, Chapman
Jen Wenger, of, Messiah
Jessica Regan, p, Messiah
Kelly Blaha, p, Wis.-Stevens Point
Jenni Bankus, c, Chapman
Kelly Schade, al, Simpson
Dee Wischmeier, al, Simpson
Heather Shingary, al, Muskingum
Michelle Gerber, al, Wis.-Stevens Point

#1999
Stephanie Allocco, Rowan
Abbie Archibald, Simpson
Amie Barnes, Chapman
Molly Beckett, Chapman
Linsey Buendia, Chapman
Stephanie Carew, Chapman
Chrissy Lake, Chapman
Sarah Lefke, Alma
Karri Meinen, Wis.-Eau Claire
Lindsay Nelson, Messiah
Kathryn Nordin, Alma
Amber Ridnour, Simpson
Kelly Schade, Simpson
Jill Schoenike, Wis.-Eau Claire
Lisa Schueler, Wis.-Eau Claire

2000
Amie Barnes, Chapman
Heidi Bergstrom, Wis.-Eau Claire
Jackie Cowan, Alma
Tiffany Hoskins, Chapman
Jackie Huegel, St. Mary's (Minn.)
Amy Layman, Roanoke
Dawn Lopez, Chapman
Krissy Medino, TCNJ
Jennifer Meyer, St. Mary's (Minn.)
Jennifer Miller, St. Mary's (Minn.)
Laura Miller, St. Mary's (Minn.)
Heather Peters, Chapman
Leslie Prochaska, Chapman
Teisha Smith, St. Mary's (Minn.)
Sarah Weinke, Wis.-Eau Claire

2001
Betsy Dwyer, North Central
Jackie Huegel, St. Mary's (Minn.)
Libby Hysell, Central (Iowa)
Carla Kampschmidt, Muskingum
Dani Keiffer, Muskingum
Amy Layman, Roanoke
Jennifer Meyer, St. Mary's (Minn.)
Katie Morris, Wm. Paterson
Molly Parrott, Central (Iowa)
Rachael Powers, Wheaton (Mass.)
Carmella Ranieri, Wheaton (Mass.)
Julie Ryan, Muskingum
Jennifer Shay, Muskingum
Annie Van Wetzinga, Central (Iowa)

2002
Kerri Barber, Ithaca
Abby Hanrahan, Ithaca
Kristin Furdon, Ithaca
Tina Koludrovic, Lake Forest
Nancy Findeisen, Lake Forest
Leigh Anne Furgerson, Lake Forest
Robyn Slater, Lake Forest
Gina Utecht, St. Thomas (Minn.)
Becky Hilgert, St. Thomas (Minn.)
Andrea Wells, Pacific Lutheran
Kelsey Palanuik, Pacific Lutheran
Shannon Fritzke, Pacific Lutheran
Raquel Burns, Bethany (W.Va.)
Mary Nicol, Emory
Kareem Falcon, Salisbury

2003
Tamara Boggs, Emory
Allison Bouknight, Emory
Kate Garland, Salisbury
Lisa Gentilella, Salisbury
Stephanie Hieser, Ill. Wesleyan
Kris Hughes, Central (Iowa)
Libby Hysell, Central (Iowa)
Anne Legg, Central (Iowa)
Katy Lein, Central (Iowa)
Lacey Lister, Salisbury
Kat Mason, Ill. Wesleyan
Katie Mullinix, Salisbury
Jamie Palmer, Ill. Wesleyan
Colleen Schuster, Ill. Wesleyan
Kathy Voss, Wartburg

#From 1987-91 and since 1999, all-tournament teams were selected regardless of position.

Individual Records

SINGLE GAME, BATTING

AT-BATS
8—Liz Croy, Roanoke (2) vs. Wis.-Eau Claire (3) (15 inn.), 5-20-00.

RUNS
4—Michelle Carlson, TCNJ (18) vs. Kean (1) (five inn.), 5-12-95; Paige Cosgrove, Simpson (5) vs. Cal Lutheran (4), 5-14-95; Andi Royster, Buena Vista (11) vs. Cal Lutheran (8), 5-7-98.

HITS
6—Holly Stevens, Simpson (2) vs. Buena Vista (3) (13 inn.), 5-14-95.

DOUBLES
3—Tara Dickert, Allegheny (10) vs. Muskingum (3), 5-15-93; Jen Dodson, Salisbury (11) vs. Rowan (0), 5-9-97; Rhonda Volkers, Calvin (9) vs. Southern Me. (0), 5-7-98; Kelly Paryl, North Central (5) vs. Ill. Wesleyan (2), 5-13-2001; Sue Whitcher, La Verne (6) vs. Trinity (Tex.) (4) (10 inn.), 5-10-2002.

TRIPLES
2—Barb Arnold, UC San Diego (6) vs. Calvin (1), 5-10-85; Amy Trench, Benedictine (Ill.) (5) vs. Rowan (4), 5-22-93; Megan Coe, Buena Vista (6) vs. Wartburg (4), 5-15-94; Alisson Gerrish, Springfield (8) vs. St. Joseph (Conn.) (0), 5-12-00; Sara Pray, Pine Manor (11) vs. Roger Williams (0), 5-12-01.

HOME RUNS
3—Michelle Carlson, TCNJ (18) vs. Kean (1) (five inn.) 5-12-95; Anita DeFeo, TCNJ (9) vs. Brockport St. (5), 5-9-97.

RUNS BATTED IN
8—Shalyn Swartout, Coe (12) vs. Central (Iowa) (4), 5-14-00.

TOTAL BASES
13—Michelle Carlson, TCNJ (18) vs. Kean (1) (five inn.), 5-12-95.

STOLEN BASES
4—Devon Searfoss, TCNJ (6) vs. Western Conn. St. (1), 5-13-00.

SINGLE GAME, FIELDING

PUTOUTS
26—Holly Stevens, Simpson (2) vs. Buena Vista (3) (13 inn.), 5-14-95.

ASSISTS
11—Jodie Hemmingsen, Luther (0) vs. Buena Vista (2), 5-8-92; Laurie Machuga, Allegheny (2) vs. Muskingum (1), 5-12-95.

ERRORS
4—Kathy Wagner, Buffalo (2) vs. Ithaca (12), 5-10-85; Mindy Driger, Buena Vista (11) vs. Cal Lutheran (8), 5-7-98.

SINGLE GAME, PITCHING

INNINGS PITCHED
16—Julie Hoffman, Alma (3) vs. Central (Iowa) (4), 5-19-94.

STRIKEOUTS
20—Christy Guidorizzi, Chapman (5) vs. Allegheny (0), 5-19-95.

BASES ON BALLS
11—Patti Russell, Benedictine (Ill.) (4) vs. Concordia (Ill.) (2), 5-11-84; Robyn Baron, Montclair St. (5) vs. TCNJ (4), 5-12-95.

NO-HIT GAMES (SAME YEAR)
1—Lisa Kirk, Eastern Conn. St. (1) vs. Allegheny (0), 5-21-83; Christia Mohan, Eastern Conn. St. (4) vs. Wis.-Whitewater (0), 5-16-87; Johna Tolomeo, Montclair St. (3) vs. Wm. Paterson (0), 5-11-90; Christy Guidorizzi, Chapman (6) vs. Calvin (0), 5-11-96; Kelly Schade, Simpson (6) vs. Cal Lutheran (0), 5-11-96; Shauna Koolhaus, Calvin (9) vs. Southern Me. (0), 5-7-98; Kim Sears, Wheaton (Mass.) (9) vs. Smith (0), 5-7-98; Jen Segner, Muskingum (2) vs. Alma (0), 5-10-98; Kelly Schade, Simpson vs. Webster, 5-14-99; Becky Pierce, Alma (4) vs. Tufts (0), 5-19-00.

Team Records

SINGLE GAME, BATTING

AT-BATS
61—Roanoke (2) vs. Wis.-Eau Claire (3) (15 inn.), 5-20-00.

AT-BATS, BOTH TEAMS
111—Roanoke (2) vs. Wis.-Eau Claire (3) (15 inn.), 5-20-00.

RUNS
18—TCNJ vs. Kean (1) (five inn.), 5-12-95.

RUNS, BOTH TEAMS
21—Rowan (13) vs. TCNJ (8), 5-16-99; Ithace (13) vs. Keene St. (8), 5-16-99.

RUNS, ONE INNING
11—Eastern Conn. St. (15) vs. Queens (N.Y.) (4), third inning, 5-15-82; Aurora (11) vs. Simpson (5), fifth inning, 5-11-90.

HITS
19—Wis.-Whitewater (6) vs. Carthage (5) (11 inn.), 5-9-98.

HITS, BOTH TEAMS
30—Adrian (9) vs. Aurora (8), 5-14-93 (18-12); Buffalo St. (7) vs. Ithaca (8) (8 inn.), 5-8-98 (15-15); Wis.-Whitewater (6) vs. Carthage (5) (11 inn.), 5-9-98 (19-11).

DOUBLES
8—Methodist (7) vs. N.C. Wesleyan (13), 5-14-99.

TRIPLES
3—TCNJ (10) vs. Wilkes (2), 5-14-82; Wis.-Whitewater (5) vs. Aurora (2), 5-11-85; Benedictine (Ill.) (5) vs. Rowan (4), 5-22-93; Benedictine (Ill.) (7) vs. Washington (Mo.) (0), 5-10-2002.

HOME RUNS
5—TCNJ (18) vs. Kean (1) (five inn.), 5-12-95.

TOTAL BASES
36—TCNJ (18) vs. Kean (1) (five inn.), 5-12-95.

TOTAL BASES, BOTH TEAMS
40—Adrian (9) vs. Aurora (8), 5-14-93 (22-18); TCNJ (18) vs. Kean (1), 5-12-95 (36-4).

STOLEN BASES
9—Central (Iowa) (1) vs. St. Mary's (Minn.) (0), 5-9-97.

SINGLE GAME, FIELDING

ERRORS
8—Buena Vista (11) vs. Cal Lutheran (8), 5-7-98.

ERRORS, BOTH TEAMS
12—Buena Vista (11) vs. Cal Lutheran (8), 5-7-98 (8-4).

DOUBLE PLAYS
3—Montclair St. (3) vs. Rowan (9), 5-13-94; Wis.-River Falls (2) vs. Simpson (0), 5-13-94; Buena Vista (3) vs. Simpson (2) (13 inn.), 5-14-95; Tufts (5) vs. Amherst (4), 5-10-99 (3-0); King's (Pa.) (0) vs. Ithaca (2), 5-10-2002.

DOUBLE PLAYS, BOTH TEAMS
3—by several teams [most recent: King's (Pa.) (0) vs. Ithaca (2), 5-10-2002 (3-0)].

Won-Lost Records in Tournament Play

Team (Years Participated)	Yrs.	Won	Lost	Pct.	1st	2nd	3rd	4th
Adrian (1990-91-93)	3	2	6	.250	0	0	0	0
Allegheny (1983-84-85-86-87-88-89-90-93-94-95-96)	12	43	28	.606	0	1	0	3
Alma (1994-95-97-98-99-2000-01-02-03)	9	22	18	.550	0	0	2	0
Amherst (1998-99)	2	3	4	.429	0	0	0	0
Anderson (Ind.) (1999-2000)	2	3	4	.429	0	0	0	0
Augsburg (1983-84)	2	2	4	.333	0	0	0	0
Augustana (Ill.) (1996)	1	0	2	.000	0	0	0	0
Aurora (1982-85-86-88-90-91-92-93-94-95)	10	10	20	.333	0	0	0	1
Baldwin-Wallace (1992)	1	1	2	.333	0	0	0	0
Benedictine (Ill.) (1982-84-92-93-94-95-2000-01-02)	9	17	19	.472	0	0	1	0
Bethany (W.Va.) (1997-2002-03)	3	4	6	.400	0	0	0	0
Binghamton (1995-96-97-98)	4	7	8	.467	0	0	0	0
Bridgewater St. (1984-86-88-89-90-91-92-93-94-96-98-99-2000-01-02)	15	26	30	.464	0	1	0	0
Brockport St. (1982-87-89-93-94-97)	6	4	12	.250	0	0	0	0
Buena Vista (1983-84-89-92-93-94-95-96-98)	9	33	19	.635	1	2	1	0
Buffalo (1985)	1	0	2	.000	0	0	0	0
Buffalo St. (1991-93-94-95-96-98-2000)	7	5	14	.263	0	0	0	0
Cabrini (2000-01-02-03)	4	7	8	.467	0	0	0	0
UC San Diego (1984-85-88-89-91-97-2000)	7	10	14	.417	0	0	0	0
Cal Lutheran (1993-95-96-97-98-2003)	6	3	12	.200	0	0	0	0
Cal St. Stanislaus (1987)	1	0	2	.000	0	0	0	0
Calvin (1983-84-85-87-89-90-95-96-97-98)	10	20	21	.488	0	0	0	1
Capital (1991-97-2002)	3	5	6	.455	0	0	0	0
Carrol (2000-01)	2	2	4	.333	0	0	0	0
Carthage (1998)	1	0	2	.000	0	0	0	0
Case Western (2001)	1	2	2	.500	0	0	0	0
Central (Iowa) (1986-87-88-89-90-91-92-93-94-95-96-97-98-99-2000-01-02-03)	18	75	35	.681	4	2	3	2
Chapman (1995-96-97-98-99-2000-03)	7	35	13	.729	1	4	0	0
Chicago (2000-01-03)	3	3	6	.333	0	0	0	0
Chowan (1998)	1	0	2	.000	0	0	0	0
Chris. Newport (1993-95-98-2001)	4	2	8	.200	0	0	0	0
Clark (Mass.) (1999)	1	2	2	.500	0	0	0	0
Clarke (2003)	1	1	2	.333	0	0	0	0
Coe (1990-94-95-2000-02)	5	13	10	.565	0	0	0	0
Concordia (Ill.) (1984)	1	0	2	.000	0	0	0	0

Team (Years Participated)	Yrs.	Won	Lost	Pct.	1st	2nd	3rd	4th
Cortland St. (1984-85-86-88-91-92-97-98-99-2003)	10	14	21	.400	0	0	0	0
Denison (2001-02)	2	4	4	.500	0	0	0	0
East Tex. Baptist (2002-03)	2	2	4	.333	0	0	0	0
Eastern Conn. St. (1982-83-84-85-86-87-88-89-90-91-92-93-94-98)	14	65	28	.699	4	2	4	1
Elizabethtown (1988)	1	1	2	.333	0	0	0	0
Elms (2003)	1	0	2	.000	0	0	0	0
Emory (2001-02-03)	3	12	7	.632	0	0	1	1
Emory & Henry (2003)	1	1	2	.333	0	0	0	0
Endicott (2003)	1	1	2	.333	0	0	0	0
Eureka (2002)	1	0	2	.000	0	0	0	0
Ferrum (2002)	1	2	2	.500	0	0	0	0
Fitchburg St. (2003)	1	0	2	.000	0	0	0	0
Fontbonne (2003)	1	1	2	.333	0	0	0	0
Geneseo St. (2002)	1	1	2	.333	0	0	0	0
Gettysburg (1999)	1	0	2	.000	0	0	0	0
Gust. Adolphus (2003)	1	1	2	.333	0	0	0	0
Hope (1991-92-95-96)	4	11	8	.579	0	0	1	0
Hunter (2001-02-03)	3	1	6	.143	0	0	0	0
Ill. Wesleyan (1994-96-2000-01-02-03)	6	11	12	.478	0	0	1	0
Ithaca (1983-84-85-86-87-91-92-94-95-96-97-98-99-2000-01-02-03)	17	37	36	.507	1	0	0	0
John Jay (2000)	1	0	2	.000	0	0	0	0
Kean (1986-88-92-95)	4	6	8	.429	0	0	0	0
Keene St. (1999-2000-03)	3	6	6	.500	0	0	0	0
King's (Pa.) (2000-01-02-03)	4	4	8	.333	0	0	0	0
La Verne (1993-2000-01-02)	4	8	8	.500	0	0	0	0
Lake Forest (2002-03)	2	10	4	.714	0	1	0	0
Lawrence (1998-99)	2	4	4	.500	0	0	0	0
Luther (1985-86-87-88-89-90-91-92)	8	14	18	.438	0	0	0	2
Manchester (2001)	1	0	2	.000	0	0	0	0
Manhattanville (2002)	1	1	2	.333	0	0	0	0
Marian (Wis.) (2000-01-02-03)	4	1	8	.111	0	0	0	0
Marietta (1996)	1	0	2	.000	0	0	0	0
Mary Washington (1992)	1	0	2	.000	0	0	0	0
Maryville (Tenn.) (2002)	1	1	2	.333	0	0	0	0
Mass.-Dartmouth (1988-90)	2	0	4	.000	0	0	0	0
McDaniel (1998-2002)	2	3	4	.429	0	0	0	0
Merchant Marine (2003)	1	0	2	.000	0	0	0	0
Messiah (1994-96-98-99)	4	10	10	.500	0	0	0	0
Methodist (1999-2000-03)	3	5	6	.455	0	0	0	0
Millikin (1988-89-90-94)	4	6	8	.429	0	0	0	0
Millsaps (2003)	1	2	2	.500	0	0	0	0
Montclair St. (1983-84-85-86-87-88-89-90-92-93-94-95-96-97-98-99)	16	39	32	.549	0	1	1	0
Moravian (1998-99-2000-01-02-03)	6	9	12	.429	0	0	0	0
Mt. St. Joseph (2002-03)	2	0	4	.000	0	0	0	0
Mt. St. Mary (N.Y.) (2001)	1	0	2	.000	0	0	0	0
Mount Union (1988-90-91-99)	4	4	8	.333	0	0	0	0
Muhlenberg (1989-90-91-92-2000-01-03)	7	10	14	.417	0	0	0	0
Muskingum (1988-89-90-91-92-93-95-98-99-2000-01-02-03)	13	29	26	.527	1	0	0	1
New England (2000)	1	1	2	.333	0	0	0	0
TCNJ (1982-83-84-85-86-87-88-89-90-91-92-93-94-95-96-97-98-99-2000)	19	95	29	.766	6	6	1	3
North Adams St. (1995)	1	1	2	.333	0	0	0	0
N.C. Wesleyan (1998-99)	2	4	4	.500	0	0	0	0
North Central (1983-89-95-98-99-2001)	6	10	14	.417	0	0	0	1
Ohio Northern (1983-84-86-87-94)	5	6	10	.375	0	0	0	0
Oneonta St. (1999-2001)	2	3	4	.429	0	0	0	0
Pacific Lutheran (1999-2000-01-02-03)	5	13	10	.565	0	0	0	1
Pine Manor (2001)	1	1	2	.333	0	0	0	0
Queens (N.Y.) (1982)	1	0	2	.000	0	0	0	0
Ramapo (2003)	1	1	2	.333	0	0	0	0
Rensselaer (2000)	1	2	2	.500	0	0	0	0
Roanoke (1999-2000-01-02)	4	10	9	.526	0	0	0	0
Rochester Inst. (2001)	1	0	2	.000	0	0	0	0
Roger Williams (2001-02)	2	0	4	.000	0	0	0	0
Rowan (1983-87-88-89-90-92-93-94-95-96-97-98-99-2001-02)	15	28	30	.483	0	0	0	2
St. Benedict (1993-94)	2	2	4	.333	0	0	0	0
St. John Fisher (2001)	1	2	2	.500	0	0	0	0
St. Joseph (Conn.) (2000)	1	0	2	.000	0	0	0	0
St. Joseph (N.Y.) (2000)	1	0	2	.000	0	0	0	0
St. Mary's (Minn.) (1997-98-99-2000-01)	5	15	8	.652	1	0	0	1
St. Olaf (1985-96)	2	1	4	.200	0	0	0	0
St. Thomas (Minn.) (1985-86-88-89-91-97-98-99-2000-01-02)	11	21	23	.477	0	0	0	0
Salem St. (1983-85)	2	1	4	.200	0	0	0	0
Salisbury (1984-87-97-98-99-2000-01-02-03)	9	24	20	.546	0	1	0	0
SCAD (2000-02)	2	1	4	.200	0	0	0	0
Scranton (1982-83)	2	2	4	.333	0	0	0	0
Simpson (1989-90-91-92-94-95-96-97-98-99-2000)	11	34	20	.630	2	0	1	0
Smith (1998)	1	0	2	.000	0	0	0	0
Sonoma St. (1983)	1	0	2	.000	0	0	0	0
Southern Me. (1998-99)	2	1	4	.200	0	0	0	0
Springfield (1996-97-99-2000)	4	2	8	.200	0	0	0	0
Trinity (Tex.) (2000-01-02)	3	0	6	.000	0	0	0	0
Tufts (1997-98-99-2000-01-02-03)	7	11	14	.440	0	0	0	0
Union (N.Y.) (2003)	1	3	2	.600	0	0	0	0
Va. Wesleyan (1986-89)	2	0	4	.000	0	0	0	0

Team (Years Participated)	Yrs.	Won	Lost	Pct.	1st	2nd	3rd	4th
Wartburg (1994-2001-02-03)	4	11	9	.550	0	0	0	0
Washington (Mo.) (2002-03)	2	1	4	.250	0	0	0	0
Webster (1998-99-2000-01-02)	5	6	10	.375	0	0	0	0
Western Conn. St. (1995-96-99-2000-01-02)	6	9	12	.429	0	0	0	0
Western New Eng. (2002-03)	2	5	4	.556	0	0	0	0
Westfield St. (1982-83)	2	4	4	.500	0	0	1	0
Wheaton (Mass.) (1997-98-99-2001-02-03)	6	19	14	.576	0	0	2	0
Wilkes (1982-89-99)	3	1	6	.143	0	0	0	0
Wm. Paterson (1990-91-92-93-94-98-99-2001-03)	9	14	18	.438	0	0	0	0
Wis.-Eau Claire (1997-98-99-2000)	4	13	8	.619	0	0	0	2
Wis.-La Crosse (1986)	1	2	2	.500	0	0	0	0
Wis.-Oshkosh (1985-87-88-97)	4	4	9	.308	0	0	0	0
Wis.-River Falls (1993-94)	2	1	4	.200	0	0	0	0
Wis.-Stevens Point (1982-90-96-98-99-2001)	6	11	13	.458	1	0	0	0
Wis.-Superior (2002)	1	1	2	.333	0	0	0	0
Wis.-Whitewater (1983-84-85-86-87-88-91-96-98-99-2000-03)	12	26	28	.482	0	1	1	1
Wittenberg (2000-03)	2	2	4	.333	0	0	0	0
Worcester St. (1987)	1	0	2	.000	0	0	0	0
York (Pa.) (2001)	1	1	2	.333	0	0	0	0

(Note: Third-place and fourth-place finish are determined by advancement in double-elimination tournament.)

All-Time Results

1982 Northeast Regional: Eastern Conn. St. 3 wins, 1 loss; Scranton 2-2; Queens (N.Y.) 0-2. **South Regional:** TCNJ 2-0; Wilkes 0-2. **North Central Regional:** Westfield St. 3-0; Brockport St. 1-2; Wis.-Stevens Point 0-2. **West Regional:** Aurora 2-0; Benedictine (Ill.) 0-2.
Finals: Eastern Conn. St. 4, TCNJ 2 (10 inn.); Westfield St. 4, Aurora 1; TCNJ 1, Aurora 0 (eight inn.); Eastern Conn. St. 6, Westfield St. 3; TCNJ 3, Westfield St. 1. **Championship:** Eastern Conn. St. 2, TCNJ 0.

1983 Mideast Regional: Allegheny 3 wins, 0 losses; Ohio Northern 1-2; Scranton 0-2. **New England Regional:** Eastern Conn. St. 2-0; Salem St. 0-2. East Regional: Ithaca 2-0; Rowan 0-2. **Central Regional:** North Central 3-1; Calvin 2-2; Wis.-Whitewater 0-2. **Atlantic Regional:** TCNJ 3-0; Montclair St. 1-2; Westfield St. 0-2. **West Regional:** Buena Vista 3-1; Augsburg 2-2; Sonoma St. 0-2.
Finals: Eastern Conn. St. 1, Allegheny 0; TCNJ 2, Buena Vista 0; North Central 5, Ithaca 4; TCNJ 3, North Central 1; Eastern Conn. St. 5, Ithaca 3; Buena Vista 6, Allegheny 2; TCNJ 7, Eastern Conn. St. 0; Buena Vista 2, North Central 0; Buena Vista 4, Eastern Conn. St. 2. **Fifth Round:** Buena Vista 1, TCNJ 0 (eight inn.). **Championship:** TCNJ 6, Buena Vista 0.

1984 West Regional: UC San Diego 10, Augsburg 0; Buena Vista 2, Augsburg 1; UC San Diego 5, Buena Vista 2; Buena Vista 4, UC San Diego 2; Buena Vista 11, UC San Diego 4. **Central Regional:** Wis.-Whitewater 8, Concordia (Ill.) 5; Benedictine (Ill.) 4, Concordia (Ill.) 2; Wis.-Whitewater 8, Benedictine (Ill.) 0; Benedictine (Ill.) 7, Wis.-Whitewater 3; Wis.-Whitewater 10, Benedictine (Ill.) 0. **East Regional:** Ithaca 8, Cortland St. 1; Montclair St. 13, Cortland St. 6; Montclair St. 4, Ithaca 1; Montclair St. 2, Ithaca 0. **Mideast Regional:** Ohio Northern 6, Calvin 5; Calvin 2, Allegheny 1; Allegheny 3, Ohio Northern 1; Ohio Northern 8, Allegheny 5; Calvin 2, Ohio Northern 1 (eight inn.). **South Regional:** TCNJ 5, Salisbury 0; TCNJ 7, Salisbury 0. **New England Regional:** Bridgewater St. 1, Eastern Conn. St. 0; Eastern Conn. St. 12, Bridgewater St. 2; Eastern Conn. St. 5, Bridgewater St. 1.
Finals: Buena Vista 1, Calvin 0; Eastern Conn. St. 5, Montclair St. 2; TCNJ 5, Wis.-Whitewater 0; Wis.-Whitewater 11, Calvin 0; Buena Vista 1, Eastern Conn. St. 0; TCNJ 2, Montclair St. 0; Eastern Conn. St. 2, Wis.-Whitewater 0; Buena Vista 2, TCNJ 0 (15 inn.); TCNJ 6, Eastern Conn. St. 5 (nine inn.). **Championship:** Buena Vista 3, TCNJ 1.

1985 East Regional: Cortland St. 5, Buffalo 4; Ithaca 12, Buffalo 2; Cortland St. 6, Ithaca 4; Cortland St. 3, Ithaca 1. **Central Regional:** Wis.-Whitewater 2, Wis.-Oshkosh 1; Wis.-Oshkosh 6, Aurora 0; Aurora 5, Wis.-Whitewater 2; Aurora 3, Wis.-Oshkosh 2; Wis.-Whitewater 5, Aurora 2. **Mideast Regional:** UC San Diego 6, Calvin 1; Allegheny 1, Calvin 0; UC San Diego 4, Allegheny 2; Allegheny 2, UC San Diego 0; Allegheny 10, UC San Diego 2. **West Regional:** Luther 4, St. Olaf 1; St. Thomas (Minn.) 3, St. Olaf 0; St. Thomas (Minn.) 2, Luther 1; Luther 5, St. Thomas (Minn.) 1; Luther 4, St. Thomas (Minn.) 2. **New England Regional:** Eastern Conn. St. 7, Salem St. 6; Salem St. 2, Eastern Conn. St. 1; Eastern Conn. St. 11, Salem St. 0. **South Regional:** TCNJ 4, Montclair St. 2; TCNJ 10, Montclair St. 1.
Finals: Wis.-Whitewater 11, Cortland St. 3; TCNJ 3, Luther 0; Eastern Conn. St. 2, Allegheny 0; Luther 4, Cortland St. 1; Eastern Conn. St. 3, Wis.-Whitewater 2; TCNJ 2, Allegheny 0; Wis.-Whitewater 1, Luther 0; TCNJ 1, Eastern Conn. St. 0; Eastern Conn. St. 7, Wis.-Whitewater 1; Eastern Conn. St. 1, TCNJ 0. **Championship:** Eastern Conn. St. 1, TCNJ 0.

1986 Northeast Regional: Eastern Conn. St. 3, Bridgewater St. 0; Eastern Conn. St. 6, Bridgewater St. 2. **Mid-Atlantic Regional:** TCNJ 8, Va. Wesleyan 0; TCNJ 3, Va. Wesleyan 0. **Central Regional:** Ohio Northern 7, Cortland St. 5; Allegheny 4, Cortland St. 1; Allegheny 5, Ohio Northern 4; Ohio Northern 3, Allegheny 2 (nine inn.); Allegheny 8, Ohio Northern 0. **Midwest Regional:** Aurora 5, Wis.-La Crosse 2; Wis.-La Crosse 4, Wis.-Whitewater 0; Wis.-Whitewater 3, Aurora 1; Wis.-La Crosse 4, Aurora 0; Wis.-Whitewater 3, Wis.-La Crosse 0. **West Regional:** Central (Iowa) 1, Luther 0; St. Thomas (Minn.) 3, Luther 2 (11 inn.); St. Thomas (Minn.) 0, Central (Iowa) 0; Central (Iowa) 4, St. Thomas (Minn.) 0; Central (Iowa) 4, St. Thomas (Minn.) 1. **At-Large Regional:** Montclair St. 4, Ithaca 2; Kean 2, Ithaca 0; Kean 4, Montclair St. 1; Kean 7, Montclair St. 1.
Finals: Eastern Conn. St. 2, Wis.-Whitewater 1; TCNJ 3, Kean 0; Central (Iowa) 6, Allegheny 2; Allegheny 4, Wis.-Whitewater 0; TCNJ 6, Eastern Conn. St. 5 (eight inn.); Central (Iowa) 4, Kean 1 (nine inn.); Eastern Conn. St. 2, Allegheny 0; Central (Iowa) 2, TCNJ 1; Eastern Conn. St. 4, TCNJ 1. **Fifth Round:** Eastern Conn. St. 2, Central (Iowa) 0. **Championship:** Eastern Conn. St. 1, Central (Iowa) 0.

1987 Northeast Regional: Eastern Conn. St. 5, Worcester St. 3; Eastern Conn. St. 2, Worcester St. 0. **Mid-Atlantic Regional:** TCNJ 2, Salisbury 0; TCNJ 11, Salisbury 1. **Central Regional:** Brockport St. 2, Ohio Northern 1 (10 inn.); Allegheny 5, Ohio Northern 0; Allegheny 3, Brockport St. 0; Allegheny 8, Brockport St. 3. **West Regional:** Luther 5, Cal St. Stanislaus 0; Central (Iowa) 1, Cal St. Stanislaus 0; Central (Iowa) 2, Luther 0; Central (Iowa) 7, Luther 2. **Midwest Regional:** Wis.-Whitewater 2, Wis.-Oshkosh 1; Calvin 3, Wis.-Oshkosh 0; Calvin 2, Wis.-Whitewater 0; Wis.-Whitewater 10, Calvin 3; Wis.-Whitewater 6, Calvin 1. **At-Large Regional:** Rowan 4, Ithaca 2; Montclair St. 5, Ithaca 2; Montclair St. 4, Rowan 3; Montclair St. 7, Rowan 0.
Finals: TCNJ 2, Allegheny 0; Central (Iowa) 2, Montclair St. 1; Eastern Conn. St. 4, Wis.-Whitewater 0; Wis.-Whitewater 3, Allegheny 2; Eastern Conn. St. 8, Central (Iowa) 4 (eight inn.); TCNJ 5, Montclair St. 2 (eight inn.); Wis.-Whitewater 3, Central (Iowa) 1; TCNJ 6, Eastern Conn. St. 3; Wis.-Whitewater 12, Eastern Conn. St. 5. **Championship:** TCNJ 1, Wis.-Whitewater 0.

1988 Midwest Regional: Wis.-Oshkosh 9, Aurora 2; Millikin 2, Wis.-Whitewater 1; Aurora 6, Wis.-Whitewater 5 (eight inn.); Wis.-Oshkosh 3, Millikin 0; Millikin 7, Aurora 2; Millikin 8, Wis.-Oshkosh 3; Wis.-Oshkosh 4, Millikin 1. **Central Regional:** Muskingum 1, Mount Union 0 (nine inn.); Allegheny 3, Mount Union 0; Allegheny 9, Muskingum 0; Allegheny 10, Muskingum 0. **West Regional:** St. Thomas (Minn.) 3, UC San Diego 2; Central (Iowa) 8, Luther 2; UC San Diego 2, Luther 1; Central (Iowa) 4, St. Thomas (Minn.) 0; St. Thomas (Minn.) 2, UC San Diego 1 (nine inn.); St. Thomas (Minn.) 2, Central (Iowa) 1; Central (Iowa) 3, St. Thomas (Minn.) 2. **Northeast Regional:** Cortland St. 3, Mass.-Dartmouth 1; Eastern Conn. St. 5, Mass.-Dartmouth 0; Eastern Conn. St. 11, Cortland St. 1; Eastern Conn. St. 3, Cortland St. 0. **At-Large Regional:** Kean 1, Elizabethtown 0; Elizabethtown 2, Montclair St. 1; Montclair St. 10, Kean 1; Montclair St. 10, Elizabethtown 0; Montclair St. 3, Kean 0. **Mid-Atlantic Regional:** Rowan 7, Bridgewater St. 2; TCNJ 15, Bridgewater St. 1; Rowan 2, TCNJ 1 (eight inn.); TCNJ 6, Rowan 2; TCNJ 2, Rowan 0.
Finals: Allegheny 1, Wis.-Oshkosh 0; Central (Iowa) 3, Eastern Conn. St. 1; Montclair St. 4, TCNJ 3; TCNJ 2, Wis.-Oshkosh 1; Allegheny 3, Central (Iowa) 1; Eastern Conn. St. 12, Montclair St. 1; Central (Iowa) 4, Montclair St. 3; Eastern Conn. St. 1, TCNJ 0 (nine inn.); Central (Iowa) 1, Allegheny 0; Allegheny 1, Eastern Conn. St. 0. **Championship:** Central (Iowa) 3, Allegheny 2.

1989 Central Regional: Muhlenberg 3, Muskingum 1; Wilkes 4, Allegheny 3; Allegheny 3, Muskingum 0; Muhlenberg 4, Wilkes 3 (eight inn.); Allegheny 7, Wilkes 5; Allegheny 5, Muhlenberg 2; Allegheny 3, Muhlenberg 0. **Northeast Regional:** Brockport St. 2, Bridgewater St. 1; Eastern Conn. St. 1, Bridgewater St. 0; Eastern

Conn. St. 3, Brockport St. 0; Eastern Conn. St. 7, Brockport St. 0. **West Regional:** Buena Vista 5, St. Thomas (Minn.) 1; Luther 4, St. Thomas (Minn.) 3; Buena Vista 2, Luther 1; Buena Vista 3, Luther 0. **Midwest Regional:** Calvin 2, North Central 1; UC San Diego 9, North Central 0; Calvin 2, UC San Diego 0; Calvin 3, UC San Diego 1. **At-Large Regional:** Central (Iowa) 1, Millikin 0 (11 inn.); Simpson 1, Millikin 0 (nine inn.); Central (Iowa) 3, Simpson 1; Simpson 2, Central (Iowa) 1; Central (Iowa) 4, Simpson 1. **Mid-Atlantic Regional:** Rowan 3, Montclair St. 1; TCNJ 5, Va. Wesleyan 0; Montclair St. 5, Va. Wesleyan 1 (forfeit); Rowan 3, TCNJ 2; TCNJ 9, Montclair St. 2; TCNJ 2, Rowan 1 (eight inn.); TCNJ 3, Rowan 0.
Finals: Eastern Conn. St. 3, Allegheny 0; Buena Vista 5, Calvin 1; TCNJ 1, Central (Iowa) 0; Central (Iowa) 1, Allegheny 0; Buena Vista 1, Eastern Conn. St. 0; TCNJ 5, Calvin 3; Eastern Conn. St. 1, Central (Iowa) 0; TCNJ 4, Buena Vista 2; Eastern Conn. St. 2, Buena Vista 0. **Championship:** TCNJ 8, Eastern Conn. St. 7 (nine inn.).

1990 Central Regional: Allegheny 2, Muskingum 1; Muhlenberg 2, Mount Union 1 (eight inn.); Mount Union 4, Muskingum 2; Allegheny 5, Muhlenberg 4 (nine inn.); Muhlenberg 3, Mount Union 2; Allegheny 4, Muhlenberg 1. **Northeast Regional:** Bridgewater St. 3, Mass.-Dartmouth 1; Eastern Conn. St. 5, Mass.-Dartmouth 0; Eastern Conn. St. 7, Bridgewater St.1; Eastern Conn. St. 4, Bridgewater St. 3 (eight inn.). **West Regional:** Luther 3, Wis.-Stevens Point 0; Coe 2, Wis.-Stevens Point 1 (eight inn.); Coe 1, Luther 0 (11 inn.); Luther 4, Coe 1; Luther 6, Coe 2. **Midwest Regional:** Calvin 2, Adrian 1; Millikin 6, Adrian 1; Calvin 4, Millikin 0; Calvin 4, Millikin 3. **At-Large Regional:** Aurora 11, Simpson 5; Central (Iowa) 3, Simpson 1; Central (Iowa) 8, Aurora 2; Central (Iowa) 2, Aurora 1. **Mid-Atlantic Regional:** Montclair St. 3, Wm. Paterson 0; TCNJ 4, Rowan 2; Wm. Paterson 6, Rowan 3; TCNJ 4, Montclair St. 2; Montclair St. 7, Wm. Paterson 3; TCNJ 7, Montclair St. 2.
Finals: Calvin 6, Allegheny 0; TCNJ 3, Central (Iowa) 1; Eastern Conn. St. 3, Luther 2; Luther 2, Allegheny 1; TCNJ 3, Calvin 0 (nine inn.); Central (Iowa) 5, Eastern Conn. St. 0; Central (Iowa) 2, Luther 0; Eastern Conn. St. 8, Calvin 1; Eastern Conn. St. 4, TCNJ 1; TCNJ 4, Central (Iowa) 2. **Championship:** Eastern Conn. St. 1, TCNJ 0.

1991 Mid-Atlantic Regional: Buffalo St. 3, Wm. Paterson 0; TCNJ 4, Wm. Paterson 0; TCNJ 12, Buffalo St. 0 (six inn.); TCNJ 10, Buffalo St. 0. **Northeast Regional:** Ithaca 2, Bridgewater St. 1 (eight inn.); Eastern Conn. St. 5, Cortland St. 4 (eight inn.); Cortland St. 3, Bridgewater St. 2; Ithaca 4, Eastern Conn. St. 2; Eastern Conn. St. 4, Cortland St. 2; Eastern Conn. St. 1, Ithaca 0; Eastern Conn. St. 6, Ithaca 2 (10 inn.). **Central Regional:** Capital 6, Muskingum 1; Muhlenberg 4, Mount Union 1; Mount Union 8, Muskingum 3; Capital 3, Muhlenberg 0; Muhlenberg 4, Mount Union 0; Capital 3, Muhlenberg 1. **Midwest Regional:** Adrian 4, Aurora 3; Hope 1, Aurora 0; Hope 3, Adrian 1 (nine inn.); Hope 7, Adrian 3. **West Regional:** Simpson 6, UC San Diego 1; Central (Iowa) 1, UC San Diego 0; Central (Iowa) 2, Simpson 1; Central (Iowa) 4, Simpson 0. **At-Large Regional:** Luther 3, Wis.-Whitewater 1; Wis.-Whitewater 2, St. Thomas (Minn.) 1; Luther 8, St. Thomas (Minn.) 2 (12 inn.); Luther 5, Wis.-Whitewater 0.
Finals: Hope 5, Capital 0; Eastern Conn. St. 5, Luther 1; TCNJ 8, Hope 0; Central (Iowa) 2, Eastern Conn. St. 1; Hope 2, Luther 0; Eastern Conn. St. 8, Capital 1; Central (Iowa) 2, TCNJ 1; Eastern Conn. St. 3, Hope 2; Eastern Conn. St. 7, TCNJ 2. **Championship:** Central (Iowa) 4, Eastern Conn. St. 0.

1992 Seed No. 1 Regional: Kean 4, Mary Washington 3; TCNJ 3, Mary Washington 0; TCNJ 8, Kean 4; TCNJ 9, Kean 0. **Seed No. 2 Regional:** Luther 4, Simpson 2; Buena Vista 6, Simpson 1; Buena Vista 2, Luther 0 (12 inn.); Buena Vista 7, Luther 5. **Seed No. 3 Regional:** Benedictine (Ill.) 2, Central (Iowa) 1 (nine inn.); Central (Iowa) 1, Hope 0; Hope 2, Benedictine (Ill.) 0; Hope 8, Central (Iowa) 3; Benedictine (Ill.) 2, Hope 1. **Seed No. 4 Regional:** Eastern Conn. St. 5, Ithaca 0; Bridgewater St. 6, Cortland St. 5; Cortland St. 5, Ithaca 1; Bridgewater St. 4, Eastern Conn. St. 2; Eastern Conn. St. 3, Cortland St. 0; Eastern Conn. St. 7, Bridgewater St. 1; Eastern Conn. St. 1, Bridgewater St. 0 (eight inn.). **Seed No. 5 Regional:** Aurora 2, Baldwin-Wallace 0; Baldwin-Wallace 5, Muskingum 3; Muskingum 10, Aurora 0 (five inn.); Aurora 4, Baldwin-Wallace 3; Muskingum 10, Aurora 2. **Seed No. 6 Regional:** Rowan 8, Muhlenberg 1; Wm. Paterson 3, Montclair St. 1; Montclair St. 6, Muhlenberg 3; Wm. Paterson 2, Rowan 0; Montclair St. 1, Rowan 0; Montclair St. 3, Wm. Paterson 2; Montclair St. 5, Wm. Paterson 2.
Finals: Eastern Conn. St. 2, Muskingum 1; Montclair St. 8, Benedictine (Ill.) 0; TCNJ 3, Eastern Conn. St. 0; Buena Vista 8, Montclair St. 0; Eastern Conn. St. 8, Benedictine (Ill.) 4; Montclair St. 5, Muskingum 2; TCNJ 3, Buena Vista 2; Montclair St. 9, Eastern Conn. St. 4; Buena Vista 1, Montclair St. 0. **Championship:** TCNJ 4, Buena Vista 0.

1993 Seed No. 1 Regional: St. Benedict 11, Wis.-River Falls 3; Central (Iowa) 4, Wis.-River Falls 2; Central (Iowa) 6, St. Benedict 3; St. Benedict 4, Central (Iowa) 1; Central (Iowa) 8, St. Benedict 3. **Seed No. 2 Regional:** Bridgewater St. 4, Eastern Conn. St. 1; TCNJ 2, Eastern Conn. St. 1; TCNJ 4, Bridgewater St. 3; TCNJ 11, Bridgewater St. 1 (six inn.). **Seed No. 3 Regional:** La Verne 1, Cal Lutheran 0; Buena Vista 4, Cal Lutheran 0; La Verne 3, Buena Vista 1 (11 inn.); La Verne 1, Buena Vista 0 (nine inn.). **Seed No. 4 Regional:** Montclair St. 6, Wm. Paterson 5; Rowan 5, Chris. Newport 2; Wm. Paterson 11, Chris. Newport 6; Rowan 3, Montclair St. 2; Montclair St. 7, Wm. Paterson 4; Montclair St. 4, Rowan 3; Rowan 9, Montclair St. 1. **Seed No. 5 Regional:** Adrian 9, Aurora 8; Benedictine (Ill.) 3, Aurora 2; Benedictine (Ill.) 5, Adrian 3; Benedictine (Ill.) 7, Adrian 0. **Seed No. 6 Regional:** Allegheny 2, Brockport St. 0; Muskingum 3, Buffalo St. 2; Buffalo St. 7, Brockport St. 0; Muskingum 8, Allegheny 0; Allegheny 1, Buffalo St. 0 (eight inn.); Allegheny 10, Muskingum 3; Allegheny 4, Muskingum 2 (10 inn.).
Finals: Benedictine (Ill.) 4, Rowan 3; La Verne 1, Allegheny 0; Central (Iowa) 3, Benedictine (Ill.) 1; TCNJ 1, La Verne 0 (12 inn.); Benedictine (Ill.) 2, Allegheny 1; Rowan 3, La Verne 0 (nine inn.); Central (Iowa) 6, TCNJ 0; Benedictine (Ill.) 5, Rowan 4; TCNJ 5, Benedictine (Ill.) 2. **Championship:** Central (Iowa) 7, TCNJ 3.

1994 Seed No. 1 Regional: Wartburg 7, St. Benedict 2; Coe 2, Buena Vista 1 (11 inn.); Buena Vista 5, St. Benedict 0; Wartburg 5, Coe 2; Buena Vista 6, Coe 2 (eight inn.); Buena Vista 1, Wartburg 0; Buena Vista 6, Wartburg 4. **Seed No. 2 Regional:** Montclair St. 8, Wm. Paterson 6; Rowan 8, Buffalo St. 0 (six inn.); Buffalo St. 2, Wm. Paterson 0; Rowan 9, Montclair St. 3; Buffalo St. 5, Montclair St. 4; Rowan 8, Buffalo St. 4. **Seed No. 3 Regional:** TCNJ 8, Messiah 0 (six inn.); Ohio Northern 5, Allegheny 2; Allegheny 2, Messiah 0; TCNJ 9, Ohio Northern 1 (five inn.); Allegheny 6, Ohio Northern 5; TCNJ 14, Allegheny 4. **Seed No. 4 Regional:** Alma 4, Millikin 2; Benedictine (Ill.) 6, Aurora 3; Millikin 7, Aurora 5; Alma 4, Benedictine (Ill.) 3; Millikin 5, Benedictine (Ill.) 4; Alma 7, Millikin 6. **Seed No. 5 Regional:** Central (Iowa) 6, Ill. Wesleyan 0; Wis.-River Falls 2, Simpson 0; Simpson 5, Ill. Wesleyan 0; Central (Iowa) 5, Wis.-River Falls 0; Simpson 4, Wis.-River Falls 0; Central (Iowa) 5, Simpson 2. **Seed No. 6 Regional:** Bridgewater St. 3, Ithaca 2 (nine inn.); Eastern Conn. St. 4, Brockport St. 1; Ithaca 7, Brockport St. 1; Bridgewater St. 7, Eastern Conn. St. 3; Ithaca 8, Eastern Conn. St. 1; Bridgewater St. 4, Ithaca 0.
Finals: Central (Iowa) 4, Alma 3 (16 inn.); TCNJ 8, Bridgewater St. 7; Central (Iowa) 2, Buena Vista 0; TCNJ 3, Rowan 2; Bridgewater St. 7, Buena Vista 5; Rowan 6, Alma 1; TCNJ 3, Central (Iowa) 2; Bridgewater St. 10, Rowan 0; Bridgewater St. 1, Central (Iowa) 0. **Championship:** TCNJ 6, Bridgewater St. 5.

1995 No. 1 Regional: Buena Vista 3, Cal Lutheran 2 (eight inn.); Chapman 4, Simpson 0; Chapman 3, Buena Vista 0; Simpson 5, Cal Lutheran 4; Buena Vista 3, Simpson 2 (13 inn.); Chapman 2, Buena Vista 1 (eight inn.). **No. 2 Regional:** Montclair St. 9, Chris. Newport 1 (six inn.); TCNJ 18, Kean 1 (five inn.); Kean 3, Chris. Newport 2; Montclair St. 5, TCNJ 4; TCNJ 10, Kean 1 (five inn.); TCNJ 5, Montclair St. 3; TCNJ 2, Montclair St. 1. **No. 3 Regional:** Central (Iowa) 3, Aurora 2; Benedictine (Ill.) 11, North Central 3 (six inn.); Aurora 10, North Central 4; Central (Iowa) 3, Benedictine (Ill.) 0; Benedictine (Ill.) 8, Aurora 7; Central (Iowa) 4, Benedictine (Ill.) 2. **No. 4 Regional:** Binghamton 3, Buffalo St. 1; Allegheny 2, Muskingum 1; Buffalo St. 8, Muskingum 6 (eight inn.); Allegheny 5, Binghamton 2; Binghamton 2, Buffalo St. 0; Allegheny 4, Binghamton 1. **No. 5 Regional:** Ithaca 4, Rowan 3; North Adams St. 1, Western Conn. St. 0; Rowan 5, Western Conn. St. 0; Ithaca 2, North Adams St. 0; Rowan 5, North Adams St. 4 (nine inn.); Rowan 5, Ithaca 3; Rowan 10, Ithaca 2 (five inn.). **No. 6 Regional:** Calvin 3, Alma 2; Hope 6, Coe 4; Coe 6, Alma 4; Hope 4, Calvin 3 (10 inn.); Coe 1, Calvin 0; Hope 6, Coe 5.
Finals: Allegheny 8, Rowan 0 (five inn.); Central (Iowa) 2, Hope 1 (nine inn.); Chapman 5, Allegheny 0; Central (Iowa) 3, TCNJ 2; Allegheny 8, Hope 2; TCNJ 9, Rowan 0 (five inn.); Chapman 2, Central (Iowa) 0; TCNJ 7, Allegheny 1; TCNJ 10, Central (Iowa) 2 (five inn.). **Championship:** Chapman 4, TCNJ 2.

1996 No. 1 Regional: Hope 4, Calvin 3; Chapman 3, Ill. Wesleyan 0; Calvin 5, Ill. Wesleyan 0; Chapman 1, Hope 0; Calvin 1, Hope 0; Chapman 6, Calvin 0. **No. 2 Regional:** Rowan 4, Montclair St. 2; TCNJ 2, Messiah 0; Montclair St. 13, Messiah 4 (six inn.); TCNJ 2, Rowan 0; Montclair St. 6, Rowan 0; TCNJ 3, Montclair St. 2. **No. 3 Regional:** Binghamton 2, Marietta 1 (nine inn.); Allegheny 1, Buffalo St. 0; Buffalo St. 5, Marietta 3; Allegheny 10, Binghamton 5; Buffalo St. 4, Binghamton 3; Allegheny 8, Buffalo St. 0 (five inn.). **No. 4 Regional:** Central (Iowa) 3, Buena Vista 2; Simpson 6, Cal Lutheran 0; Buena Vista 6, Cal Lutheran 1; Simpson 2, Central (Iowa) 1 (nine inn.); Central (Iowa) 3, Buena Vista 1; Simpson 5, Central (Iowa) 0. **No. 5 Regional:** Ithaca 6, Western Conn. St. 5; Bridgewater St. 3, Western Conn. St. 1; Springfield 4, Ithaca 3; Ithaca 6, Bridgewater St. 0; Ithaca 4, Bridgewater St. 3; Ithaca 2, Springfield 0; Bridgewater St. 6, Springfield 3. **No. 6 Regional:** Wis.-Stevens Point 3, Augustana (Ill.) 1; Wis.-Whitewater 5, St. Olaf 0; St. Olaf 5, Augustana (Ill.) 3; Wis.-Stevens Point 6, Wis.-Whitewater 5; Wis.-Whitewater 4, St. Olaf 3; Wis.-Whitewater 5, Wis.-Stevens Point 4 (eight inn.); Wis.-Stevens Point 10, Wis.-Whitewater 1 (five inn.).
Finals: Simpson 1, Ithaca 0 (eight inn.); Allegheny 2, Wis.-Stevens Point 1; Simpson 2, Chapman 0; TCNJ 1, Allegheny 0; Chapman 4, Wis.-Stevens Point 3 (eight inn.); Allegheny 2, Ithaca 0; TCNJ 6, Simpson 3; Chapman 1, Allegheny 0; Chapman 2, Simpson 1 (11 inn.). **Championship:** TCNJ 7, Chapman 2.

1997 Seed No. 1 Regional: Montclair St. 2, Bethany (W.Va.) 1; Salisbury 11, Rowan 0 (six inn.); Rowan 7, Bethany (W.Va.) 3; Salisbury 10, Montclair St. 9 (10 inn.); Montclair St. 3, Rowan 2; Montclair St. 8, Salisbury 0 (five inn.); Montclair St. 4, Salisbury 2. **Seed No. 2 Regional:** UC San Diego 11, Chapman 3; Cal Lutheran 4, Simpson 1; Simpson 1, Chapman 0; UC San Diego 5, Cal Lutheran 2; Simpson 8, Cal Lutheran 0 (five inn.); Simpson 5, UC San Diego 0; Simpson 7, UC San Diego 3. **Seed No. 3 Regional:** TCNJ 2, Binghamton 1; Brockport St. 6, Cortland St. 3; Binghamton 3, Cortland St. 2 (eight inn.); TCNJ 9, Brockport St. 5; Binghamton 4, Brockport St. 0; TCNJ 5, Binghamton 0. **Seed No. 4 Regional:** Central (Iowa) 6, St. Thomas (Minn.) 1; St. Mary's (Minn.) 5, Wis.-Eau Claire 4 (nine inn.); St. Thomas (Minn.) 3, Wis.-Eau Claire 0; Central (Iowa) 1, St. Mary's (Minn.) 0; St. Thomas (Minn.) 2, St. Mary's (Minn.) 0 (nine inn.); St. Thomas (Minn.) 3, Central (Iowa) 2 (eight inn.); Central (Iowa) 2, St. Thomas (Minn.) 0. **Seed No. 5 Regional:** Tufts 6, Ithaca 3; Wheaton (Mass.) 9, Springfield 0 (six inn.); Ithaca 6, Springfield 4 (nine inn.); Wheaton (Mass.) 3, Tufts 0; Ithaca 6, Tufts 1; Ithaca 7, Wheaton (Mass.) 3; Wheaton (Mass.) 5, Ithaca 3. **Seed No. 6 Regional:** Capital 6, Wis.-Oshkosh 1; Calvin 2, Alma 1 (nine inn.); Alma 10, Wis.-Oshkosh 3; Calvin 9, Capital 6 (nine inn.); Capital 4, Alma 3; Calvin 7, Capital 6 (eight inn.).
Finals: Wheaton (Mass.) 2, Central (Iowa) 1 (11 inn.); TCNJ 8, Calvin 0 (five inn.); Montclair St. 6, Wheaton (Mass.) 1; Simpson 2, TCNJ 0; Wheaton (Mass.) 10, Calvin 7; TCNJ 2, Central (Iowa) 1; Simpson 6, Montclair St. 0; Wheaton (Mass.) 4, TCNJ 3; Montclair St. 3, Wheaton (Mass.) 2. **Championship:** Simpson 2, Montclair St. 1 (nine inn.).

1998 East Regional: Chowan 2, N.C. Wesleyan 0 (eight inn.); McDaniel 5, Moravian 4 (eight inn.); Messiah

2, Moravian 0 (eight inn.); McDaniel 6, Chowan 5 (eight inn.); N.C. Wesleyan 2, Messiah 0; McDaniel 5, Moravian 4; Messiah 2, McDaniel 0; Messiah 2, N.C. Wesleyan 0; Messiah 4, N.C. Wesleyan 0. **West Regional:** Lawrence 1, St. Thomas (Minn.) 0; Buena Vista 11, Cal Lutheran 8; Lawrence 2, Chapman 0; St. Thomas (Minn.) 4, Cal Lutheran 0; Buena Vista 3, Lawrence 2 (nine inn.); Chapman 2, St. Thomas (Minn.) 0; Chapman 8, Lawrence 0; Chapman 9, Buena Vista 3; Chapman 8, Buena Vista 3. **Central Regional:** Calvin 9, Southern Me. 0 (six inn.); Mount Union 3, Muskingum 2; Alma 3, Calvin 0; Muskingum 2, Calvin 1 (10 inn.); Muskingum 3, Southern Me. 1; Alma 3, Mount Union 0; Muskingum 4, Alma 3; Muskingum 6, Mount Union 4; Muskingum 2, Alma 0. **Great Lakes Regional:** North Central 3, Carthage 2 (10 inn.); Wis.-Stevens Point 3, Wis.-Whitewater 1; Wis.-Eau Claire 5, North Central 1; Wis.-Whitewater 6, Carthage 5 (11 inn.); Wis.-Stevens Point 4, Wis.-Eau Claire 3; North Central 6, Wis.-Whitewater 2; Wis.-Eau Claire 5, North Central 2; Wis.-Eau Claire 2, Wis.-Stevens Point 1 (10 inn.); Wis.-Stevens Point 6, Wis.-Eau Claire 3. **Northeast Regional:** Eastern Conn. St. 4, Ithaca 3; Binghamton 5, Buffalo St. 2; Cortland St. 3, Eastern Conn. St. 0; Ithaca 8, Buffalo St. 7 (eight inn.); Binghamton 1, Cortland St. 0 (eight inn.); Ithaca 9, Eastern Conn. St. 1; Cortland St. 1, Ithaca 0; Cortland St. 5, Binghamton 1; Cortland St. 3, Binghamton 1. **Atlantic Regional:** Wm. Paterson 6, Montclair St. 1; Rowan 4, TCNJ 3; Salisbury 5, Wm. Paterson 4. **Midwest Regional:** Chris. Newport 4, Webster 3; Central (Iowa) 3, St. Mary's (Minn.) 2; Simpson 8, Chris. Newport 0 (six inn.); St. Mary's (Minn.) 8, Webster 1; Simpson 1, Central (Iowa) 0; Chris. Newport 8, St. Mary's (Minn.) 3; Central (Iowa) 10, Chris. Newport 2 (six inn.); Simpson 1, Central (Iowa) 0 (10 inn.). **New England Regional:** Amherst 3, Tufts 1; Wheaton (Mass.) 9, Smith 0; Bridgewater St. 4, Amherst 1; Tufts 4, Smith 0; Bridgewater St. 9, Wheaton (Mass.) 8; Amherst 1, Tufts 0; Amherst 4, Wheaton (Mass.) 3 (10 inn.); Bridgewater St. 1, Amherst 0.

Finals: Muskingum 5, Simpson 2; Chapman 8, Cortland St. 0 (five inn.); Wis.-Stevens Point 1, Messiah 0; Salisbury 5, Bridgewater St. 1; Simpson 5, Cortland St. 4; Messiah 3, Bridgewater St. 0; Chapman 8, Muskingum 1; Wis.-Stevens Point 10, Salisbury 1 (six inn.); Muskingum 2, Messiah 1 (eight inn.); Simpson 5, Salisbury 0; Wis.-Stevens Point 10, Chapman 0; Simpson 4, Muskingum 0; Chapman 2, Simpson 1; Chapman 6, Wis.-Stevens Point 3. **Championship:** Wis.-Stevens Point 3, Chapman 1.

1999 Midwest Regional: Webster 4, Cortland St. 0; St. Mary's (Minn.) 4, Central (Iowa) 2; Simpson 8, Webster 0 (five inn.); Central (Iowa) 4, Cortland St. 2; Simpson 5, St. Mary's (Minn.) 0; Central (Iowa) 5, Webster 2; St. Mary's (Minn.) 3, Central (Iowa) 2; Simpson 6, St. Mary's (Minn.) 0. **West Regional:** Anderson (Ind.) 5, North Central 4; Pacific Lutheran 5, St. Thomas (Minn.) 0; Chapman 8, Anderson (Ind.) 4; St. Thomas (Minn.) 2, North Central 1 (nine inn.); Chapman 8, Pacific Lutheran 7, (nine inn.); St. Thomas (Minn.) 3, Anderson 0; St. Thomas (Minn.) 4, Pacific Lutheran 3; Chapman 5, St. Thomas (Minn.) 0. **Great Lakes Regional:** Lawrence 2, Wis.-Whitewater 1; Lawrence 3, Springfield 0; Wis.-Eau Claire 2, Wis.-Stevens Pt. 1; Wis.-Stevens Pt. 6, Springfield 5; Wis.-Whitewater 3, Lawrence 1; Wis.-Whitewater 6, Wis.-Stevens Pt. 1; Wis.-Eau Claire 8, Lawrence 0 (five inn.); Wis.-Eau Claire 4, Wis.-Whitewater 0. **Atlantic Regional:** Salisbury 5, Roanoke 3; TCNJ 4, Montclair St. 2; Rowan 6, Salisbury 0; Montclair St. 7, Roanoke 3 (eight inn.); Rowan 7, TCNJ 1; Montclair St. 3, Salisbury 2; TCNJ 5, Montclair St. 2; Rowan 13, TCNJ 8. **New England Regional:** Clark (Mass.) 5, Tufts 0; Wheaton (Mass.) 3, Amherst 2; Bridgewater St. 3, Clark (Mass.) 1; Clark (Mass.) 3, Tufts 0; Tufts 5, Amherst 4 (12 inn.); Bridgewater St. 5, Wheaton (Mass.) 3; Wheaton (Mass.) 7, Clark (Mass.) 2; Bridgewater St. 4, Wheaton (Mass.) 0. **Central Regional:** Wm. Paterson 3, Wilkes 0; Alma 1, Mount Union 0 (nine inn.); Muskingum 4, Wm. Paterson 3; Mount Union 1, Wilkes 0; Alma 3, Muskingum 0; Mount Union 3, Wm. Paterson 2; Muskingum 4, Mount Union 3 (eight inn.); Alma 8, Muskingum 0 (six inn.). **Northeast Regional:** Western Conn. St. 6, Southern Me. 5; Keene St. 5, Oneonta St. 4; Ithaca 2, Western Conn. St. 0; Southern Me. 4, Oneonta St. 1; Ithaca 4, Keene St. 3 (eight inn.); Western Conn. St. 4, Southern Me. 0; Keene St. 5, Western Conn. St. 1; Ithaca 13, Keene St. 8. **East Regional:** Moravian 3, Gettysburg 0; N.C. Wesleyan 13, Methodist 7; Messiah 6, Moravian 5; Methodist 2, Gettysburg 1; N.C. Wesleyan 1, Messiah 0; Moravian 6, Methodist 0; Messiah 3, N.C. Wesleyan 0; Messiah 7, N.C. Wesleyan 6.

Finals: Simpson 4, Messiah 0; Rowan 6, Bridgewater St. 0; Wis.-Eau Claire 4, Alma 0; Chapman 5, Ithaca 0; Messiah 6, Bridgewater St. 0; Alma 4, Ithaca 2; Simpson 4, Rowan 1; Chapman 5, Wis.-Eau Claire 0; Alma 4, Rowan 1; Wis.-Eau Claire 6, Messiah 2; Simpson 2, Chapman 1; Alma 4, Wis.-Eau Claire 3; Chapman 3, Alma 1; Chapman 5, Simpson 2. **Championship:** Simpson 6, Chapman 0.

2000 FIRST ROUND at Orange, California: La Verne 1, Trinity (Tex.) 0; Pacific Lutheran 8, UC San Diego 1; Chapman 8, La Verne 0 (5 inn.); UC San Diego 2, Trinity (Tex.) 1; Pacific Lutheran 5, Chapman 1; UC San Diego 5, La Verne 4; Chapman 4, UC San Diego 1; Chapman 8, Pacific Lutheran 0 (5 inn.); Chapman 3, Pacific Lutheran 1. **at Cedar Rapids, Iowa:** Benedictine (Ill.) 4, Webster 3; Coe 10, Carroll 2 (6 inn.); St. Mary's (Minn.) 5, Benedictine 4 (Ill.); Central (Iowa) 2, Coe 1; Webster 6, Carroll 1; Coe 7, Benedictine 0 (Ill.); St. Mary's (Minn.) 3, Central (Iowa) 0; Coe 1, Webster 0; Coe 12, Central (Iowa) 4 (6 inn.); St. Mary's (Minn.) 4, Coe 3. **at Eau Claire, Wisconsin:** St. Thomas (Minn.) 7, Simpson 5; Chicago 5, Marian (Wis.) 2; Wis.-Eau Claire 5, St. Thomas (Minn.) 3; Wis.-Whitewater 4, Chicago 3 (9 inn.); Simpson 11, Marian (Wis.) (5 inn.); St. Thomas (Minn.) 6, Chicago 4; Wis.-Eau Claire 2, Wis.-Whitewater 1; Simpson 2, St. Thomas (Minn.) 1; Simpson 2, Wis.-Whitewater 1; Wis.-Eau Claire 3, Simpson 1. **at New Concord, Ohio:** Ill. Wesleyan 6, Anderson (Ind.) 4; Wittenberg 4, Buffalo St. 2; Muskingum 4, Ill. Wesleyan 2; Alma 8, Wittenberg 0 (6 inn.); Anderson (Ind.) 4, Buffalo St. 1; Ill. Wesleyan 5, Wittenberg 4; Alma 1, Muskingum 0; Anderson (Ind.) 5, Ill. Wesleyan 4; Muskingum 8, Anderson (Ind.) 0 (6 inn.); Alma 6, Muskingum 0. **at Salem, Virginia:** Methodist 2, Muhlenberg 1 (10 inn.); Cabrini 4, SCAD 2, Roanoke 3, Methodist 2; SCAD 8, Muhlenberg 5; Roanoke 3, Cabrini 2; Methodist 5, SCAD 4; Cabrini 8, Methodist 5; Roanoke 3, Cabrini 0 (9 inn.). **at Wilkes-Barre, Pennsylvania:** Moravian 8, John Jay 0 (5 inn.); Western Conn. St. 4, King's (Pa.) 1; TCNJ 3, Moravian 0; TCNJ 3, Moravian 0; King's (Pa.) 10, John Jay 2 (5 inn.); TCNJ 6, Western Conn. St. 1; Moravian 6, King's (Pa.) 0; Western Conn. St. 1, Moravian 0; TCNJ 1, Western Conn. St. 0. **at Ithaca, New York:** New England 2, St. Joseph's (N.Y.) 1; Salisbury 4, Rensselaer 0; Ithaca 9, New England 1 (6 inn.); Rensselaer 3, St. Joseph's (N.Y.) 0; Salisbury 2, Ithaca 1 (8 inn.); Rensselaer 4, New England 0; Ithaca 5, Rensselaer 0; Ithaca 10, Salisbury 1; Ithaca 2, Salisbury 0. **at Bridgewater, Massachusetts:** Keene St. 10, St. Joseph (Conn.) 2, (6 inn.); Tufts 2, Springfield 1; Bridgewater St. 10, Keene St. 2 (5 inn.); Springfield 8, St. Joseph (Conn.) 0 (6 inn.); Tufts 4, Bridgewater St. 2, Keene St. 5, Springfield 4; Bridgewater St. 7, Keene St. 6; Tufts 4, Bridgewater St. 1. **Finals:** Chapman 9, Tufts 0 (6 inn.); Roanoke 4, Alma 0; TCNJ 3, Wis.-Eau Claire 0; St. Mary's (Minn.) 5, Ithaca 1; Alma 4, Tufts 0; Wis.-Eau Claire 4, Ithaca 1; Chapman 5, Roanoke 0; St. Mary's (Minn.) 7, TCNJ 0; Wis.-Eau Claire 3, Roanoke 2 (15 inn.); Alma 4, TCNJ 3; St. Mary's (Minn.) 4, Chapman 3; Alma 5, Wis.-Eau Claire 0; Chapman 3, Alma 1. **Championship:** St. Mary's (Minn.) 5, Chapman 0.

2001 FIRST ROUND at Denison: Case Reserve 5, Emory 3; Alma 8, Manchester 0 (6 inn.); Case Reserve 3, Denison 2 (9 inn.); Muskingum 3, Alma 2; Emory 8, Manchester 0; Denison 5, Alma 0; Muskingum 9, Case Reserve 4; Denison 3, Emory 0; Denison 5, Case Reserve 0; Muskingum 6, Denison 0. **at Wm. Paterson:** Moravian 10, Hunter 2; Wm. Paterson 9, Mt. St. Mary (N.Y.) 1; Rowan 1, Moravian 0; Cabrini 2, Wm. Paterson 1; Hunter 10, Mt. St. Mary (N.Y.) 4; Wm. Paterson 3, Moravian 2; Cabrini 2, Rowan 0; Cabrini 2, Rowan 0; Wm. Paterson 8, Hunter 0; Wm. Paterson 5, Rowan 1; Wm. Paterson, Cabrini 0; Wm. Paterson 2, Moravian 1; Wm. Paterson 1, Cabrini 0. **at Bridgewater St.:** Western Conn. St. 1, Roger Williams 0; Tufts 8, Pine Manor 0 (5 inn.); Bridgewater St. 2, Western Conn. St. 0; Wheaton (Mass.) 5, Tufts 4 (8 inn.); Pine Manor 11, Roger Williams 0; Tufts 4, Western Conn. St. 2; Wheaton (Mass.) 2, Bridgewater St. 1; Tufts 3, Pine Manor 1; Bridgewater St. 6, Tufts 1; Bridgewater St. 2, Wheaton (Mass.) 1; Wheaton (Mass.) 3, Bridgewater 0. **at Central (Iowa):** Webster 2, Trinity (Tex.) 1; Central (Iowa) 2, Pacific Lutheran 1 (8 inn.); La Verne 2, Webster 1 (8 inn.); Pacific Lutheran 6, Trinity (Tex.) 1; Central (Iowa) 1, La Verne 0; Pacific Lutheran 9, Webster 4 (8 inn.); Pacific Lutheran 7, La Verne 2; Central (Iowa) 4, Pacific Lutheran 3 (9 inn.). **at Wartburg:** Marian (Wis.) 1, Wis.-Stevens Point 0; St. Mary's (Minn.) 1, St. Thomas (Minn.) 0; Wartburg 4, Marian (Wis.) 0; St. Thomas (Minn.) 2, Wis.-Stevens Point 1; St. Mary's (Minn.) 8, Wartburg 3; St. Thomas (Minn.) 9, Marian (Wis.) 0; Wartburg 4, St. Thomas (Minn.) 0; St. Mary's (Minn.) 1, Wartburg 0. **at Roanoke:** York (Pa.) 3, Muhlenberg 2 (8 inn.); Roanoke 1, Chris. Newport 0; Salisbury 14, York (Pa.) 3 (5 inn.); Muhlenberg 6, Chris. Newport 2; Roanoke 5, Salisbury 3; Muhlenberg 6, York (Pa.) 1; Salisbury 5, Muhlenberg 0; Salisbury 2, Roanoke 0; Roanoke 7, Salisbury 3. **at North Central:** Carroll (Wis.) 2, Benedictine (Ill.) 1; Ill. Wesleyan 4, Chicago 3; North Central 4, Carroll (Wis.) 1; Benedictine (Ill.) 2, Chicago 0 (10 inn.); North Central 9, Ill. Wesleyan 4; Carroll (Wis.) 1, Benedictine (Ill.) 0; Ill. Wesleyan 6, Carroll (Wis.) 3 (8 inn.); Ill. Wesleyan 10, North Central 2 (6 inn.); North Central 5, Ill. Wesleyan 2. **at Ithaca:** King's (Pa.) 7, St. John Fisher 5; Ithaca 5, Rochester Inst. 2; Oneonta St. 5, King's (Pa.) 1; St. John Fisher 4, Rochester Inst. 1; Ithaca 9, Oneonta St. 4; St. John Fisher 6, King's (Pa.) 5; Oneonta St. 2, St. John Fisher 1; Oneonta St. 3, Ithaca 2; Ithaca 5, Oneonta St. 0. **Finals:** Central (Iowa) 1, Ithaca 0; Roanoke 8, North Central 0 (5 inn.); Muskingum 3, Wm. Paterson 1; St. Mary's (Minn.) 4, Wheaton (Mass.) 0; North Central 8, Ithaca 4; Wheaton (Mass.) 5, Wm. Paterson 4; Central (Iowa) 3, Roanoke 1; Muskingum 2, St. Mary's (Minn.) 0; Wheaton (Mass.) 4, Roanoke 1; St. Mary's (Minn.) 10, North Central 6; Muskingum 2, Central (Iowa) 0; Wheaton (Mass.) 3, St. Mary's (Minn.) 2; Central (Iowa) 5, Wheaton (Mass.) 1. **Championship:** Muskingum 4, Central (Iowa) 1.

2002 FIRST ROUND at Pacific Lutheran: Wis.-Superior 4, Trinity (Tex.) 3; East Tex. Baptist 7, La Verne 0; Pacific Lutheran 9, Wis.-Superior 1 (5 inn.); La Verne 6, Trinity (Tex.) 4; Pacific Lutheran 6, East Tex. Baptist 0; La Verne 8, Wis.-Superior 6; East Tex. Baptist 8, La Verne 5; Pacific Lutheran 3, East Tex. Baptist 1. **at Central (Iowa):** Wartburg 1, Marian (Wis.) 0 (8 inn.); St. Thomas (Minn.) 3, Coe 1; Central (Iowa) 1, Wartburg 0 (9 inn.); Coe 9, Marian (Wis.) 0 (6 inn.); St. Thomas (Minn.) 1, Central (Iowa) 0; Coe 2, Wartburg 0; Coe 4, Central (Iowa) 1; Coe 2, St. Thomas (Minn.) 1; St. Thomas (Minn.) 3, Coe 0. **at Emory:** Ferrum 2, SCAD 0; Roanoke 5, Maryville (Tenn.) 4; Emory 2, Ferrum 1 (13 inn.); Maryville (Tenn.) 2, SCAD 1; Roanoke 2, Emory 1; Ferrum 2, Maryville (Tenn.) 0; Emory 7, Ferrum 2; Emory 2, Roanoke 1; Emory 4, Roanoke 0. **at Muskingum:** Bethany (W.Va.) 6, Denison 2; Alma 3, Mt. St. Joseph 0; Bethany (W.Va.) 2, Muskingum 0; Capital 2, Alma 1; Denison 3, Mt. St. Joseph 1; Muskingum 2, Alma 0; Bethany (W.Va.) 1, Capital 0; Muskingum 2, Denison 0; Muskingum 4, Capitol 3; Bethany (W.Va.) 2, Muskingum 1. **at Ithaca:** Manhattanville 5, Hunter 4; Ithaca 2, King's (Pa.) 0; Geneseo St. 8, Manhattanville 0 (5 inn.); King's (Pa.) 15, Hunter 1 (5 inn.); Ithaca 1, Geneseo St. 0; King's (Pa.) 1, Manhattanville 0; Geneseo St. 1, King's (Pa.) 0. (Ithaca advanced because of inclement weather.) **at Cabrini:** McDaniel 6, Salisbury 2; Rowan 4, Moravian 2 (9 inn.); Cabrini 6, McDaniel 1; Salisbury 7, Moravian 4; Rowan 7, Cabrini 2; Salisbury 2, McDaniel 1; Salisbury 2, Cabrini 1; Salisbury 2, Rowan 1 (11 inn.); Salisbury 5, Rowan 1. **at Ill. Wesleyan:** Webster 10, Eureka 0 (5 inn.); Washington (Mo.) 4, Ill. Wesleyan 1; Lake Forest 8, Webster 0 (6 inn.); Benedictine (Ill.) 7, Washington (Mo.) 0; Ill. Wesleyan 8, Eureka 3; Webster 3, Washington (Mo.) 0; Lake Forest 7, Benedictine (Ill.) 1; Webster 9, Ill. Wesleyan 6; Benedictine (Ill.) 2, Webster 0; Lake Forest 2, Benedictine (Ill.) 0. **at Wheaton (Mass.):** Western Conn. St. 4, Roger Williams 0; Tufts 1, Western New Eng. 0 (8 inn.); Western Conn. St. 1, Wheaton (Mass.) 0; Bridgewater

St. 2, Tufts 1 (13 inn.); Western New Eng. 2, Roger Williams 1; Wheaton (Mass.) 3, Tufts 1; Western Conn. St. 1, Bridgewater St. 0; Wheaton (Mass.) 2, Western New Eng. 0; Bridgewater St. 1, Wheaton (Mass.) 0; Western Conn. St. 2, Bridgewater St. 1. **Finals:** Salisbury 5, Pacific Lutheran 1; Ithaca 1, Bethany (W.Va.) 0; Emory 1, Lake Forest 0; St. Thomas (Minn.) 9, Western Conn. St. 0 (6 inn.); Pacific Lutheran 8, Bethany (W.Va.) 1; Lake Forest 6, Western Conn. St. 3; Ithaca 5, Salisbury 3; Emory 7, St. Thomas (Minn.) 5; Lake Forest 6, Salisbury 0; Pacific Lutheran 11, St. Thomas (Minn.) 5; Ithaca 1, Emory 0; Lake Forest 3, Pacific Lutheran 2 (9 inn.); Lake Forest 1, Emory 0; Lake Forest 4, Ithaca 2. **Championship:** Ithaca 1, Lake Forest 0.

2003 FIRST ROUND at Emory: Emory & Henry 7, Millsaps 5; Methodist 12, Mt. St. Joseph 0 (5 inn.); Emory 3, Emory & Henry 1; Millsaps 7, Mt. St. Joseph 2; Emory 5, Methodist 2; Millsaps 4, Emory & Henry 0; Methodist 10, Millsaps 5; Emory 8, Methodist 3. **at Ill. Wesleyan:** Wis.-Whitewater 6, Fontebonne 3; Chicago 4, Washington (Mo.) 1; Ill. Wesleyan 2, Wis.-Whitewater 1; Fontbonne 4, Washington (Mo.) 0; Ill. Wesleyan 4, Chicago 2; Wis.-Whitewater 5, Fontbonne 3; Chicago 6, Wis.-Whitewater 3 (11 inn.); Ill. Wesleyan 3, Chicago 2 (11 inn.). **at Muskingum:** Wittenberg 3, Cabrini 2; Alma 7, Bethany (W.Va.) 0; Muskingum 10, Wittenberg 2 (5 inn.); Cabrini 3, Bethany (W.Va.) 2; Muskingum 2, Alma 1 (14 inn.); Cabrini 10, Wittenberg 3; Alma 7, Cabrini 2; Muskingum 6, Alma 1. **at Pacific Lutheran:** Cal Lutheran 5, Chapman 4 (8 inn.); Central (Iowa) 5, East Tex. Baptist 1; Pacific Lutheran 4, Cal Lutheran 2; Chapman 1, East Tex. Baptist 0; Central (Iowa) 2, Pacific Lutheran 1 (8 inn.); Cal Lutheran 3, Chapman 0; Pacific Lutheran 12, Cal Lutheran 5; Central (Iowa) 2, Pacific Lutheran 0. **at Ramapo:** Muhlenberg 4, Hunter 1; Moravian 10, Merchant Marine 3; Ramapo 7, Muhlenberg 5; Moravian 3, Salisbury 2; Salisbury 8, Hunter 0 (5 inn.); Muhlenberg 6, Merchant Marine 5 (12 inn.); Moravian 9, Ramapo 4; Salisbury 3, Muhlenberg 0; Salisbury 4, Ramapo 0; Salisbury 3, Moravian 2; Salisbury 9, Moravian 2. **at Cortland St.:** Wm. Paterson 5, Elms 1; Ithaca 7, King's (Pa.) 3; Cortland St. 3, Wm. Paterson 2; Ithaca 5, Union (N.Y.) 4; Union (N.Y.) 8, Elms 0; Wm. Paterson 2, King's (Pa.) 0; Cortland St. 4, Ithaca 3; Union (N.Y.) 3, Wm. Paterson 1; Union (N.Y.) 7, Ithaca 3; Cortland St. 3, Union (N.Y.) 1. **at Wartburg:** Clarke 2, Marian (Wis.) 1; Lake Forest 6, Wartburg 1; Gust. Adolphus 10, Clarke 2 (5 inn.); Wartburg 12, Marian (Wis.) 1 (5 inn.); Lake Forest 2, Gust. Adolphus 1 (9 inn.); Wartburg 3, Clarke 0; Wartburg 1, Gust. Adolphus 0 (10 inn.); Wartburg 6, Lake Forest 1; Wartburg 1, Lake Forest 0. **at Wheaton (Mass.):** Western New Eng. 1, Keene St. 0; Endicott 2, Fitchburg St. 1; Western New Eng. 5, Tufts 0; Wheaton (Mass.) 5, Endicott 4; Keene St. 4, Endicott 0; Tufts 3, Fitchburg St. 1; Western New Eng. 3, Wheaton (Mass.) 1; Keene St. 3, Tufts 2 (10 inn.); Wheaton (Mass.) 6, Keene St. 2; Western New Eng. 2, Wheaton (Mass.) 1. **Finals:** Central (Iowa) 7, Western New Eng. 0; Salisbury 1, Cortland St. 0; Ill. Wesleyan 9, Muskingum 2; Emory 7, Wartburg 0; Cortland St. 2, Western New Eng. 0; Wartburg 5, Muskingum 4; Salisbury 6, Central (Iowa) 0; Ill. Wesleyan 1, Emory 0; Central (Iowa) 2, Wartburg 1; Emory 8, Cortland St. 0; Salisbury 5, Ill. Wesleyan 3; Central (Iowa) 3, Emory 2; Central (Iowa) 8, Ill. Wesleyan 3; Central (Iowa) 1, Salisbury 0; **Championship:** Central (Iowa) 5, Salisbury 3.

Tennis

DIVISION I

Photo by Eric Larson/NCAA Photos

Stanford's Amber Liu won the singles title but Florida won the team title.

2003 Championships

Edited by Marty Benson.

Highlights

Switcheroo: The roles were reversed May 15-24, and so were the results. In 2002, Stanford rode the home-court advantage to a win over Florida. This year's championship in the Sunshine State went to the Gators, their fourth overall.

The Gators took an early lead, winning No. 3 doubles to force Stanford to face a 1-0 deficit for only the third time on the season. Florida clinched when junior Julie Rotondi upset Stanford's Lauren Barnikow in No. 2 singles 6-0, 7-5.

For more, see the June 9, 2003 issue of The NCAA News at www.ncaa.org.

Team Results

FIRST-SECOND ROUNDS

MAY 9-10 AT STANFORD, CALIFORNIA

Stanford 4, La.-Monroe 0

Doubles: No. 1-Lauren Barnikow-Erin Burdette, Stanford def. Nataly Ostrovska-Anna Yenyk, La.-Monroe, 8-4; No. 2-Suspended; No. 3-Emilia Anderson-Story Tweedie-Yates, Stanford def. Kelly Bucewicz-Diana Espinal, La.-Monroe, 8-4.

Singles: No. 1-Amber Liu, Stanford def. Matilde Taborda, La.-Monroe, 6-1, 6-1; No. 2-Suspended; No. 3-Burdette, Stanford def. Bucewicz, La.-Monroe, 6-1, 6-1; No. 4-Suspended; No. 5-Suspended; No. 6-Tweedie-Yates, Stanford def. Zamambo Mhkiz, 6-0, 6-0.

Michigan 4, Colorado 0

Doubles: No. 1-Michelle DaCosta-Leanne Rutherford, Michigan def. Lia Dimingo-Dominique Lemperle, Colorado, 8-2; No. 2-Christine Nolan-Debra Streifler, Michigan def. Morgan Sall-Kendra Strandemo, Colorado, 8-4; No. 3-Suspended.

Singles: No. 1-Suspended; No. 2-Nolan, Michigan def. Katherine Anne Lutgert, Colorado, 6-2, 6-3; No. 3-Rutherford, Michigan def. Dimingo, Colorado, 6-3, 6-1; No. 4-Suspended; No. 5-Kimberly Plaushines, Michigan def. Jessica Vanderdys, Colorado, 7-6 (5), 6-3; No. 6-Suspended.

Stanford 4, Michigan 0

Doubles: No. 1-Suspended; No. 2-Alice Barnes-Amber Liu, Stanford def. Christine Nolan-Debra Streifler, Michigan 8-1; No. 3-Emilia Anderson-Story Tweedie-Yates, Stanford def. Joanne Musgrove-Kimberly Plaushines, Michigan, 8-4.

Singles: No. 1-Liu, Stanford def. Michelle DaCosta, Michigan, 6-1, 6-0; No. 2-Suspended; No. 3-Erin Burdette, Stanford def. Leanne Rutherford, Michigan, 6-2, 6-3; No. 4-Suspended; No. 5-Suspended; No. 6-Tweedie-Yates, Stanford def. Streifler, Michigan, 6-2, 6-1.

MAY 9-10 AT CAMBRIDGE, MASSACHUSETTS

Harvard 4, Oklahoma St. 1

Doubles: No. 1-Courtney Bergman-Susanna Lingman, Harvard def. Linda Faltynkova-Katya Kolodynska, Oklahoma St., 8-2; No. 2-Melissa Anderson-Eva Wang, Harvard def. Erin Pauchnik-Ewa Radzikowska, Oklahoma St., 9-7; No. 3-Alexis Martire-Cao Minh, Harvard def. Ines Furtmayr-Zana Masnic, Oklahoma St., 8-6.

Singles: No. 1-Suspended; No. 2-Lingman, Harvard def. Kat Vasylyeva, Oklahoma St., 6-3, 6-0; No. 3-Suspended; No. 4-Wang, Harvard def. Kolodynska, Oklahoma St., 6-2, 6-0; No. 5-Anderson, Harvard def. Masnic, Oklahoma St., 6-3, 6-2; No. 6-Furtmayr, Oklahoma St. def. Alli Pillinger, Harvard, 6-2, 6-0.

Arizona 4, Niagara 0

Doubles: No. 1-Emily Scribot-Maja Mlakar, Arizona def. Milena Matijevic-Colleen Willick, Niagara, 8-1; No. 2-Suspended; No. 3-Kelly Perry-Diane Hollands, Arizona def. Kendra Daigler-Colleen Carey, Niagara, 8-0.

Singles: No. 1-Suspended; No. 2-Mlakar, Arizona def. Marian Al-Shikarchy, Niagara, 6-1, 6-0; No. 3-Hollands, Arizona def. Danielle Cranier, Niagara, 6-0, 6-0; No. 4-Suspended; No. 5-Perry, Arizona def. Carey, Niagara, 6-0, 6-0; No. 6-Suspended.

Harvard 4, Arizona 3

Doubles: No. 1-Courtney Bergman-Susanna Lingman, Harvard def. Emilie Scribot-Maja Mlakar, Arizona, 8-3; No. 2-Suspended; No. 3-Melissa Anderson-Eva Wang, Harvard def. Kelly Perry-Dianne Hollands, Arizona, 8-6.

Singles: No. 1-Bergman, Harvard def. Scribot, Arizona, 6-3, 3-6, 6-3; No. 2-Mlakar, Arizona def. Lingman, Harvard, 7-5, 6-4; No. 3-Hollands, Arizona def. Alexis Martire, Harvard, 6-2, 6-1; No. 4-Wang, Harvard def. Debbie Larocque, Arizona 6-1, 6-0; No. 5-Perry, Arizona def. Sanja Bajin, Harvard, 6-4, 7-5; No. 6-Anderson, Harvard def. Kristy Randono, Arizona, 7-6 (4), 6-1.

MAY 10-11 AT NORMAN, OKLAHOMA

Alabama 4, Oklahoma 0

Doubles: No. 1-Anda Perianu-Heather Saluri, Oklahoma def. Natalie McElveen-Robin Stephenson, Alabama, 8-4; No. 2-Sophie Cremers-Ashley Bentley, Alabama def. Bethany Griffin-Annette Bryntesson, Oklahoma, 8-3; No. 3-Nathalie Koppelle-Marie-France Lord-Andrade, Alabama def. Jessica Braver-Elena Jirnova, Oklahoma, 8-5.

Singles: No. 1-Cremers, Alabama def. Perianu, Oklahoma, 1-6, 6-2, 6-2; No. 2-Suspended; No. 3-Lord-Andrade, Alabama def. Bryntesson, Oklahoma, 7-5, 6-2; No. 4-Suspended; No. 5-Koppelle, Alabama def. Griffin, Oklahoma, 6-2, 6-4; No. 6-Suspended.

Georgia 4, UMBC 0

Doubles: No. 1-Agata Ciorch-Lori Grey, Georgia def. Tia Kaasalainen-Svetlana Khvalina, UMBC, 8-2; No. 2-Suspended; No. 3-Alexandra Smith-Douglas Wink, Georgia def. Aimee Lim-Anita Pushpanathan, UMBC, 8-0.

Singles: No. 1-Ciorch, Georgia def. Jana Karaskova, UMBC, 6-0, 6-1; No. 2-Suspended; No. 3-Suspended; No. 4-Grey, Georgia def. Alessandra Pedergnana, UMBC, 6-0, 6-1; No. 5-Evgenia Subbotina, Georgia def. Khvalina, UMBC, 6-2, 6-1; No. 6-Suspended.

Georgia 4, Alabama 1

Doubles: No. 1-Suspended; No. 2-Sophie Cremers-Ashley Bentley, Alabama def. Tina Hojnik-Anne Nguyen,

Georgia, 9-7; No. 3-Nathalie Koppelle-Natalie McElveen, Alabama def. Alexandra Smith-Douglas Wink, Georgia, 8-3.
Singles: No. 1-Agata Ciorch, Georgia def. Cremers, Alabama, 6-3, 6-1; No. 2-Suspended; No. 3-Hojnik, Georgia def. Marie-France Lord-Andrade, Alabama, 6-4, 6-4; No. 4-Lori Grey, Georgia def. Bentley, Alabama, 6-1, 7-6 (0); No. 5-Suspended; No. 6-Smith, Georgia def. Natalie McElveen, Alabama, 6-1, 7-5.

MAY 9-10 AT LEXINGTON, KENTUCKY

Kentucky 4, Hampton 0
Doubles: No. 1-Sarah Witten-Amy Trefethen, Kentucky def. Lucie Novoveska-Lenka Schulzova, Hampton, 8-4; No. 2-Leigh Bradwell-Jill Buckley, Kentucky def. Dita Hauerlandova-Alena Mitackova, Hampton, 8-4; No. 3-Suspended.
Singles: No. 1-Witten, Kentucky def. Krystina Pesatova, Hampton, 6-2, 6-1; No. 2-Suspended; No. 3-Suspended; No. 4-Suspended; No. 5-Trefethen, Kentucky def. Novoveska, Hampton, 6-2, 6-1; No. 6-Shannon Stough, Kentucky def. Renata Hlavova, Hampton, 6-1, 6-1.

Miami (Fla.) 4, Purdue 1
Doubles: No. 1-Melissa Applebaum-Megan Bradley, Miami (Fla.) def. Melissa Woods-Lara Burgarello, Purdue 8-0; No. 2-Suspended; No. 3-Staci Stevens-Mari Toro, Miami (Fla.) def. Gretchen Haynor-Melissa Iqbal, Purdue, 8-3.
Singles: No. 1-Bradley, Miami (Fla.) def. Haynor, Purdue, 6-1, 6-1; No. 2-Suspended; No. 3-Suspended; No. 4-Stevens, Miami (Fla.) def. Shawna Zuccarini, Purdue, 6-3, 6-4; No. 5-Sihem Bennacer, Miami (Fla.) def. Missy Wright, Purdue, 6-2, 7-5; No. 6-Burgarello, Purdue def. Sara Robbins, Miami (Fla.), 6-3, 6-1.

Kentucky 4, Miami (Fla.) 3
Doubles: No. 1-Suspended; No. 2-Igna deVilliers-Abby Smith, Miami (Fla.) def. Leigh Bradwell-Jill Buckley, Kentucky, 8-3; No. 3-Staci Stevens-Mari Toro, Miami (Fla.) def. Shannon Stafford-Nathalie Roels, Kentucky, 8-3.
Singles: No. 1-Megan Bradley, Miami (Fla.) def. Sarah Witten, Kentucky, 6-3, 4-6, 7-5; No. 2-Roels, Kentucky def. Melissa Applebaum, Miami (Fla.), 6-4, 6-7 (2), 7-6 (4); No. 3-Buckley, Kentucky def. Toro, Miami (Fla.), 6-3, 6-3; No. 4-Stevens, Miami (Fla.) def. Stafford, Kentucky, 6-2, 6-3; No. 5-Amy Trefethen, Kentucky def. Sihem Bennacer, Miami (Fla.), 6-3, 6-3; No. 6-Shannon Stough, Kentucky def. Sara Robbins, Miami (Fla.), 3-6, 6-4, 6-4.

MAY 9-10 AT COLLEGE STATION, TEXAS

Texas A&M 4, LSU 0
Doubles: No. 1-Suspended; No. 2-Ashley Hedberg-Lauren Walker, Texas A&M def. Marina Chiarelli-Jessica Ferguson, LSU, 8-5; No. 3-Danielle Lee-Nicki Mechem, Texas A&M def. Camila Caliari-Amanda Mang, LSU, 8-5.
Singles: No. 1-Jessica Roland, Texas A&M def. Rocio Fantilli, LSU, 6-2, 6-3; No. 2-Hedberg, Texas A&M def. Ferguson, LSU, 6-0, 5-7, 6-1; No. 3-Suspended; No. 4-Suspended; No. 5-Mechem, Texas A&M def. Caliari, LSU, 7-5, 6-0; No. 6-Suspended.

California 4, Army 0
Doubles: No. 1-Suspended; No. 2-Jieun Jacobs-Jody Scheldt, California def. Melanie Bundoc-Marissa Limsiaco, Army, 8-3; No. 3-Nicole Havlicek-Catherine Lynch, California def. Lauren Leftin-Lyndsey Nott, Army, 8-1.
Singles: No. 1-Raquel Kops-Jones, California def. Limsiaco, Army, 6-2, 6-1; No. 2-Christina Fusano, California def. Annie Collier, Army, 6-2, 6-2; No. 3-Suspended; No. 4-Suspended; No. 5-Suspended; No. 6-Havlicek, California def. Nott, Army 6-0, 6-1.

California 4, Texas A&M 0
Doubles: No. 1-Christina Fusano-Raquel Kops-Jones, California def. Jessica Roland-Roberta Spencer, Texas A&M, 8-4; No. 2-Jieun Jacobs-Jody Scheldt, California def. Ashley Hedberg-Lauren Walker, Texas A&M, 8-6; No. 3-Suspended.
Singles: No. 1-Suspended; No. 2-Fusano, California def. Hedberg, Texas A&M, 6-4, 6-1; No. 3-Catherine Lynch, California def. Spencer, Texas A&M, 6-1, 6-1; No. 4-Suspended; No. 5-Jody Scheldt, California def. Nicki Mechem, Texas A&M, 6-3, 6-0; No. 6-Suspended.

MAY 10-11 AT CHAPEL HILL, NORTH CAROLINA

North Carolina 4, Col. of Charleston 0
Doubles: No. 1-Kendall Cline-Aniela Mojzis, North Carolina def. Maike Hartung-Gabriela Moreira, Col. of Charleston, 8-3; No. 2-Suspended; No. 3-Kendrick Bunn-Kate Pinchbeck, North Carolina def. Whitney Malina-Emily Scatuorchio, Col. of Charleston, 8-0.
Singles: No. 1-Suspended; No. 2-Suspended; No. 3-Suspended; No. 4-Cline, North Carolina def. Hartung, Col. of Charleston, 6-1, 6-2; No. 5-Lee Bairos, North Carolina def. Lauren Stewart, Col. of Charleston, 6-0, 6-1; No. 6-Bunn, North Carolina def. Ashley Willis, Col. of Charleston, 6-2, 6-0.

Clemson 4, Baylor 1
Doubles: Julie Coin-Laurence Jayet, Clemson def. Stephanie Balzert-Vida Mulec, Baylor, 8-0; No. 2-Daniela Alvarez-Alix Lacelarie, Clemson def. Izabela Mijic-Daria Potapova, Baylor, 8-2; No. 3-Anna Dolinska-Richele LeSaldo, Clemson def. Barbora Blahutiakova-Alison Bradley, Baylor, 8-3.
Singles: No. 1-Coin, Clemson def. Mulec, Baylor, 6-2, 6-3; No. 2-Lacelarie, Clemson def. Balzert, Baylor, 6-3, 6-2; No. 3-Suspended; No. 4-Suspended; No. 5-Jayet, Clemson def. Blahutiakova, Baylor, 6-3, 6-3; No. 6-Zuzana Krchnakova, Baylor, def. Dolinska, Clemson, 6-1, 6-3.

North Carolina 4, Clemson 1
Doubles: No. 1-Kendall Cline-Aniela Mojzis, North Carolina def. Julie Coin-Laurence Jayet, Clemson, 8-5; No. 2-Lee Bairos-Marlene Mejia, North Carolina def. Daniela Alvarez-Alix Lacelarie, Clemson, 8-6; No. 3-Suspended.
Singles: No. 1-Suspended; No. 2-Mejia, North Carolina def. Lacelarie, Clemson, 6-3, 7-5; No. 3-Suspended; No. 4-Ioanna Paun, Clemson def. Cline, North Carolina, 6-0, 6-4; No. 5-Bairos, North Carolina def. Jayet, Clemson, 7-5, 6-3; No. 6-Kendrick Bunn, North Carolina def. Ania Dolinska, Clemson, 6-1, 6-1.

MAY 9-10 AT LOS ANGELES

Southern California 4, Sacramento St. 0
Doubles: No. 1-Suspended; No. 2-Luana Magnani-Anita Loyola, Southern California def. Roberto Fessenko-Amanda Sanches, Sacramento St., 8-4; No. 3-Melissa Esmero-Carine Vermeulen, Southern California def. Petra Abraham-Cristina Rivieccio, Sacramento St., 8-0.
Singles: No. 1-Suspended; No. 2-Suspended; No. 3-Suspended; No. 4-Tiffany Brymer, Southern California def. Abraham, Sacramento St., 6-1, 6-0; No. 5-Vermeulen, Southern California def. Sanches, Sacramento St., 6-1, 6-1; No. 6-Esmero, Southern California def. Rivieccio, Sacramento St., 6-1, 6-1.

Georgia Tech 4, Cal Poly 0
Doubles: No. 1-Jaime Wong-Kelly Anderson, Georgia Tech def. Kate Romm-Danielle Hustedt, Cal Poly, 8-4; No. 2-Suspended; No. 3-Kacie Anson-Sekita Grant, Georgia Tech def. Kristen Grady-Chelsy Thompson, Cal Poly, 8-4.
Singles: No. 1-Suspended; No. 2-Suspended; No. 3-Anderson, Georgia Tech def. Thompson, Cal Poly, 6-2, 6-4; No. 4-Mysti Morris, Georgia Tech def. Kristen Grady, Cal Poly, 7-5, 2-6, 6-2; No. 5-Suspended; No. 6-Grant, Georgia Tech def. Romm, Cal Poly, 6-3, 6-2.

Southern California 4, Georgia Tech 0
Doubles: No. 1-Jamie Wong-Kelly Anderson, Georgia Tech def. Jewel Peterson-Tiffany Brymer, Southern California, 8-4; No. 2-Luana Magnani-Anita Loyola, Southern California def. Mysti Morris-Lyndsay Shosho, Georgia Tech, 8-5; No. 3-Melissa Esmero-Carine Vermeulen, Southern California def. Kacie Anson-Sekita Grant, Georgia Tech, 8-3.
Singles: No. 1-Suspended; No. 2-Magnani, Southern California def. Wong, Georgia Tech, 6-1, 6-3; No. 3-Suspended; No. 4-Loyola, Southern California def. Morris, Georgia Tech, 7-5, 7-5; No. 5-Brymer, Southern California def. Shosho, Georgia Tech, 6-4, 6-3; No. 6-Suspended.

MAY 10-11 AT EVANSTON, ILLINOIS

Kansas St. 4, Northwestern 1
Doubles: No. 1-Suspended; No. 2-Connie Chiang-Andrea Yung, Northwestern def. Hayley McIver-Andrea Cooper, Kansas St., 8-6; No. 3-Jamie Peisel-Stacy Kokx, Northwestern def. Maria Rosenberg-Jessica Simosa, Kansas St., 8-4.
Singles: No. 1-Petra Sedlmajerova, Kansas St. def. Jessica Rush, Northwestern, 5-7, 6-2, 6-1; No. 2-Suspended; No. 3-Simosa, Kansas St. def. Yung, Northwestern, 6-4, 6-1; No. 4-McIvor, Kansas St. def. Kokx, Northwestern, 7-5, 7-5; No. 5-Cooper, Kansas St. def. Kristi Roemer, Northwestern, 6-1, 7-6 (3); No. 6-Suspended.

Va. Commonwealth 4, Illinois St. 0
Doubles: No. 1-Suspended; No. 2-Marina Escobar Martinez-Beatriz Cabrera, Va. Commonwealth def. Laura Gravino-Alana Hoffman, Illinois St., 8-2; No. 3-Cristina Gago-Ana Franco Lopez, Va. Commonwealth def. Shelby Lipson-Ashley Maxwell, Illinois St., 8-2.
Singles: No. 1-Suspended; No. 2-Suspended; No. 3-Suspended; No. 4-Silvia Urickova, Va. Commonwealth def. Elizabeth Bingier, Illinois St., 6-2, 6-3; No. 5-Gago, Va. Commonwealth def. Emilie Sechaud, Illinois St., 6-2, 6-4; No. 6-Lopez, Va. Commonwealth def. Lipson, Illinois St., 6-0, 6-0.

Kansas St. 4, Va. Commonwealth 2
Doubles: No. 1-Silvia Urickova-Barbora Zahnova, Va. Commonwealth def. Petra Sedlmajerova-Paulina Castillejos, Kansas St., 8-2; No. 2-Hayley McIver-Andrea Cooper, Kansas St. def. Marina Escobar-Martinez-Beatriz Cabrera, Va. Commonwealth, 8-6; No. 3-Maria Rosenberg-Jessica Simosa, Kansas St. def. Cristina Gago-Ana Franco Lopez, Va. Commonwealth, 8-5.
Singles: No. 1-Zahnova, Va. Commonwealth def. Sedlmajerova, Kansas St., 6-1, 6-1; No. 2-Suspended; No. 3-Simosa, Kansas St. def. Cabrera, Va. Commonwealth, 6-3, 7-6; No. 4-Urickova, Va. Commonwealth def. McIver, Kansas St., 6-0, 6-2; No. 5-Cooper, Kansas St. def. Gago, Va. Commonwealth, 6-4, 6-4; No. 6-Castillejos, Kansas St. def. Lopez, Va. Commonwealth, 6-4, 6-1.

MAY 9-10 AT LOS ANGELES

UCLA 4, IUPUI 0
Doubles: No. 1-Suspended; No. 2-Sarah Gregg-Susi Wild, UCLA def. Michelle Cunningham-Mallory Stemle, IUPUI, 8-1; No. 3-Feriel Esseghir-Anya Loncaric, UCLA def. Hillary Byard-Emily Dukeman, IUPUI, 8-1.
Singles: No. 1-Sara Walker, UCLA def. Brookley Crews, IUPUI, 6-3, 6-0; No. 2-Suspended; No. 3-Suspended; No. 4-Suspended; No. 5-Laura Gordon, UCLA def. Dukeman, IUPUI, 6-0, 6-1; No. 6-Loncaric, UCLA def. Byard, IUPUI, 6-0, 6-0.

Pepperdine 4, Minnesota 3
Doubles: No. 1-Monika Horvath-Charlotte Vernaz, Pepperdine def. Angela Buergis-Nischela Reddy, Minnesota, 8-4; No. 2-Amy Thomas-Valerie Vladea, Minnesota def. Merve Asimgil-Veronica Koksova, Pepperdine, 8-3; No. 3-Michaela Havelkova-Brandi Watts, Minnesota def. Natalie Braverman-Karin Schlapbach, Pepperdine, 8-4.
Singles: No. 1-Buergis, Minnesota def. Braverman, Pepperdine, 1-6, 6-1, 6-3; No. 2-Vladea, Minnesota def. Vernaz, Pepperdine, 6-1, 6-4; No. 3-Asimgil, Pepperdine def. Thomas, Minnesota, 6-0, 6-2; No. 4-Horvath, Pepperdine def. Havelkova, Minnesota, 6-0, 6-7 (5), 6-2; No. 5-Schlapbach, Pepperdine def. Reddy, Minnesota, 6-2, 6-2; No. 6-Koksova, Pepperdine def. Watts, Minnesota, 6-1, 6-3.

UCLA 4, Pepperdine 1
Doubles: No. 1-Jackie Carleton-Feriel Esseghir, UCLA def. Monika Horvath-Charlotte Vernaz, Pepperdine, 8-6; No. 2-Laura Gordon-Sara Walker, UCLA def. Merve Asimgil-Veronica Koksova, Pepperdine, 8-5; No. 3-Natalie Braverman-Karin Schlapbach, Pepperdine def. Sarah Gregg-Susi Wild, UCLA, 8-5.
Singles: No. 1-Walker, UCLA def. Braverman, Pepperdine, 6-1, 6-2; No. 2-Wild, UCLA def. Vernaz, Pepperdine, 4-6, 6-1, 6-3; No. 3-Esseghir, UCLA def. Asimgil, Pepperdine, 6-1, 6-2; No. 4-Suspended; No. 5-Schlapbach, Pepperdine def. Gordon, UCLA, 7-6 (4), 6-0; No. 6-Suspended.

MAY 10-11 AT SEATTLE

Washington 4, Southern U. 0
Doubles: No. 1-Claire Carter-Darija Klaic, Washington def. Ariana Marshall-Tania Hicks, Southern U., 8-0; No. 2-Suspended; No. 3-Erin Boisclair-Erin Hoe, Washington def. Sarah Johnson-Isoke Perry, Southern U., 8-0.
Singles: No. 1-Suspended; No. 2-Carter, Washington def. Kelli Nabors, Southern U., 6-0, 6-0; No. 3-Suspended; No. 4-Boisclair, Washington def. Jennifer Floyd, Southern U., 6-1, 6-0; No. 5-Suspended; No. 6-Hoe, Washington def. Johnson, Southern U., 6-0, 6-1.

Illinois 4, UNLV 1
Doubles: No. 1-Jennifer McGaffigan-Michelle Webb, Illinois def. Paulina Janus-Agnnieszka Abram, UNLV, 8-1; No. 2-Tiffany Eklov-Eldina Fazlic, Illinois def. Tracie Chong-Cindy Treber, UNLV, 8-3; No. 3-Suspended.
Singles: No. 1-McGaffigan, Illinois def. Gyorgyi Zsiros, UNLV, 6-1, 2-6, 6-2; No. 2-Suspended; No. 3-Fazlic, Illinois def. Abram, UNLV, 6-0, 6-4; No. 4-Chong, UNLV def. Brianna Knue, Illinois, 6-4, 7-5; No. 5-Webb, Illinois def. Cindy Treber, UNLV, 6-2, 6-4; No. 6-Suspended.

Washington 4, Illinois 0
Doubles: No. 1-Claire Carter-Darija Klaic, Washington def. Jennifer McGaffigan-Michelle Webb, Illinois, 8-4; No. 2-Suspended; No. 3-Erin Boisclair-Erin Hoe, Washington def. Brianna Knue-Leila Cehajic, Illinois, 8-3.
Singles: No. 1-Suspended; No. 2-Suspended; No. 3-Suspended; No. 4-Boisclair, Washington def. Knue, Illinois, 6-2, 6-0; No. 5-Colleen Gray, Washington def. Webb, Illinois, 6-1, 6-1; No. 6-Hoe, Washington def. Cehajic, Illinois, 6-2, 6-2.

MAY 9-10 AT WILLIAMSBURG, VIRGINIA

William & Mary 4, Temple 0
Doubles: No. 1-Suspended; No. 2-Megan Muth-Amy Wei, William & Mary def. Mia Marovic-Lauren Verrall, Temple, 8-3, No. 3-Kari Olsen-Lingda Yang, William & Mary def. Rene Deyzel-Laura Seiverling, Temple, 8-0.
Singles: No. 1-Suspended; No. 2-Muth, William & Mary def. Marovic, Temple 6-2, 6-0; No. 3-Suspended; No. 4-Wei, William & Mary def. Verrall, Temple, 6-0, 6-0; No. 5-Nina Kamp, William & Mary def. Deyzel, Temple, 6-0, 6-0; No. 6-Suspended.

South Ala. 4, Marshall 2
Doubles: No. 1-Katarina Palenikova-Viktoria Stoklasova, South Ala. def. Jessica Johnson-Alice Sukner, Marshall, 8-6; No. 2-Ashley Kroh-Lille Nzudie, Marshall def. Klara Jarova-Andrea Kurekova, South Ala., 8-6; No. 3-Marlieke Jager-Dominika Nemcovicova, South Ala. def. Danielle Hock-Meghan Skalsky, Marshall, 8-5.
Singles: No. 1-Stoklasova, South Ala. def. Johnson, Marshall, 6-2, 6-1; No. 2-Sukner, Marshall def. Kurekova, South Ala., 7-5, 7-5; No. 3-Jager, South Ala. def. Hock, Marshall, 7-6 (1), 6-3; No. 4-Nemcovicova, South Ala. def. Kroh, Marshall, 2-6, 6-3, 6-2; No. 5-Suspended; No. 6-Joelle Good, Marshall def. Jarova, South Ala., 6-2, 1-6, 6-2.

William & Mary 4, South Ala. 1
Doubles: No. 1-Kate Boomershine-Candice Fuchs, William & Mary def. Katarina Palenikova-Viktoria Stoklasova, South Ala., 8-2; No. 2-Klara Jarova-Andrea Kurekova, South Ala. def. Megan Muth-Amy Wei, William & Mary, 9-8 (5); No. 3-Marlieke Jager-Dominika Nemcovicova, South Ala. def. Kari Olsen-Lingda Yang, William & Mary, 8-6.
Singles: No. 1-Fuchs, William & Mary def. Stoklasova, South Ala., 6-2, 6-2; No. 2-Muth, William & Mary def. Kurekova, 3-1 (retired); No. 3-Boomershine, William & Mary def. Jager, South Ala., 6-3, 6-3; No. 4-Suspended; No. 5-Suspended; No. 6-Lena Sherbakov, William & Mary def. Jarova, South Ala., 6-1, 6-4.

MAY 9-10 AT DURHAM, NORTH CAROLINA

Duke 4, Winthrop 0
Doubles: No. 1-Suspended; No. 2-Kelly McCain-Hillary Adams, Duke def. Paula Takahashi-Danielle Moita, Winthrop, 8-0; No. 3-Katie Granson-Julia Smith, Duke def. Renata Barreto-Renata Caceres, Winthrop, 8-3.
Singles: No. 1-McCain, Duke def. Barreto, Winthrop, 6-2, 6-1; No. 2-Suspended; No. 3-Suspended; No. 4-Julie DeRoo, Duke def. Takahashi, Winthrop, 6-2, 6-2; No. 5-Katie Blaszak, Duke def. Caceres, Winthrop, 6-0, 6-1; No. 6-Suspended.

South Carolina 4, Pennsylvania 3
Doubles: No. 1-Kathy Boyanovich-Jodi Kenoyer, South Carolina def. Raluca Ciulei-Alice Pirsu, Pennsylvania, 9-7; No. 2-Suspended; No. 3-Catherine Brown-Justine Walsh, South Carolina def. Nicole Ptak-Raluca Ciochina, Pennsylvania, 8-5.
Singles: No. 1-Pirsu, Pennsylvania def. Boyanovich, South Carolina, 6-2, 1-0 (retired); No. 2-Kenoyer, South Carolina def. Ptak, Pennsylvania, 6-3, 2-6, 6-3; No. 3-Danielle Wiggins, South Carolina def. Ciulei, Pennsylvania, 6-1, 6-1; No. 4-Magda Wojdylo, South Carolina def. Shelah Chao, Pennsylvania, 6-2, 6-2; No. 5-Caroline Stanislawski, Pennsylvania def. Brown, South Carolina, 6-3, 6-0; No. 6-Ciochina, Pennsylvania def. Walsh, South Carolina, 6-1, 6-0.

Duke 4, South Carolina 0
Doubles: No. 1-Suspended; No. 2-Kelly McCain-Hillary Adams, Duke def. Danielle Wiggins-Magda Wojdylo, South Carolina, 8-4; No. 3-Katie Granson-Julia Smith, Duke def. Catherine Brown-Audrey George, South Carolina, 8-4.
Singles: No. 1-McCain, Duke def. Kathy Boyanovich, South Carolina, 6-2, 6-3; No. 2-Amanda Johnson, Duke def. Jodi Kenoyer, South Carolina, 6-1, 6-0; No. 3-Suspended; No. 4-Suspended; No. 5-Suspended; No. 6-Granson, Duke def. Justine Walsh, South Carolina, 6-3, 6-3.

MAY 9-10 AT NASHVILLE, TENNESEE

Vanderbilt 4, Boston U. 0
Doubles: No. 1-Sarah Riske-Aleke Tsoubanos, Vanderbilt def. Elene deMendoza-Laura Ahmes, Boston U., 8-0; No. 2-Kelly Schmandt-Audra Falk, Vanderbilt def. Lindsey Dynof-Aimee Charest, Boston U., 8-0; No. 3-Suspended.
Singles: No. 1-Riske, Vanderbilt def. Dynof, Boston U., 6-0, 6-1; No. 2-Suspended; No. 3-Schmandt, Vanderbilt def. Ahmes, Boston U., 6-1, 6-0; No. 4-Suspended; No. 5-Suspended; No. 6-Annie Menees, Vanderbilt def. Charest, Boston U., 6-0, 6-1.

Notre Dame 4, Missouri 1
Doubles: No. 1: Lauren Connelly-Alicia Salas, Notre Dame def. Urska Juric-Katka Sevikova, Missouri, 8-5; No. 2-Sarah Jane Connelly-Kristina Stastny, Notre Dame def. Mary Barry-Kristina Olshanskaya, Missouri, 8-3; No. 3-Hana Kraftova-Lucie Ruskova, Missouri def. Caylan Leslie-Jen Smith, Notre Dame, 8-5.
Singles: No. 1-Juric, Missouri def. Leslie, Notre Dame, 6-4, 6-2; No. 2-Salas, Notre Dame def. Sevikova, Missouri, 6-3, 6-2; No. 3-Suspended; No. 4-S. Connelly, Notre Dame def. Olshanskaya, Missouri, 6-0, 6-1; No. 5-Suspended; No. 6-Smith, Notre Dame def. Berry, Missouri, 7-5, 6-1.

Vanderbilt 4, Notre Dame 0
Doubles: No. 1-Lauren Connelly-Alicia Salas, Notre Dame def. Sarah Riske-Aleke Tsoubanos, Vanderbilt, 8-4; No. 2-Kelly Schmandt-Audra Falk, Vanderbilt def. Sarah Jane Connelly-Kristina Stastny, Notre Dame, 8-2; No. 3-Korrin Scott-Annie Menees, Vanderbilt def. Caylan Leslie-Jen Smith, Notre Dame, 8-5.
Singles: No. 1-Suspended; No. 2-Suspended; No. 3-Suspended; No. 4-Falk, Vanderbilt def. S. Connelly, Notre Dame, 6-2, 6-2; No. 5-Ashley Schellhas, Vanderbilt def. L. Connelly, Notre Dame, 6-3, 6-3; No. 6-Menees, Vanderbilt def. Smith, Notre Dame, 6-3, 6-1.

MAY 10-11 AT KNOXVILLE, TENNESSEE

Tennessee 4, Murray St. 0
Doubles: No. 1-Vilmarie Castellvi-Melissa Schaub, Tennessee def. Jaclyn Leeper-Melissa Spencer, Murray St., 8-2; No. 2-Crystal Cleveland-Sabita Maharaj, Tennessee def. Annette Steen-Jennifer Ward, Murray St., 8-2; No. 3-Suspended.
Singles: No. 1-Suspended; No. 2-Suspended; No. 3-Cleveland, Tennessee def. Ward, Murray St., 6-0, 6-0; No. 4-Suspended; No. 5-Maharaj, Tennessee def. Cheryl Graham, Murray St., 6-0, 6-1; No. 6-Ashley Robards, Tennessee def. Tami McQueen, Murray St., 6-0, 6-0.

Virginia 4, Ohio St. 0
Doubles: No. 1-Jennifer Tuchband-Henriette Williams, Virginia def. Sadhaf Pervez-Lindsay Williams, Ohio St., 8-5; No. 2: Kristen James-Lori Stern, Virginia def.Erica Fisk-Jackie Leskovar, Ohio St., 8-2; No. 3: Lindsey Adams-Meaghan Colville, Ohio St. def. Lauren Bruch/Kyle Montgomery, Virginia, 8-5.
Singles: No. 1- Suspended; No. 2- Tuchband, Virginia def. Fisk, Ohio St., 6-1, 6-2; No. 3 James, Virginia def. Leskovar, Ohio St., 6-2, 6-2; No. 4-Stern, Virginia def. William, Ohio St., 6-2, 6-1; No. 5-Suspended; No. 6-Suspended.

Tennessee 4, Virginia 1
Doubles: No. 1-Vilmarie Castellvi-Melissa Schaub, Tennessee def. Jennifer Tuchband-Henriette Williams, Virginia, 8-6; No. 2-Suspended; No. 3-Tammy Encina-Breanna Kray, Tennessee def. Lauren Bruch-Kyle Montgomery, Virginia, 8-2.
Singles: No. 1-Suspended; No. 2-Encina, Tennessee def. Tuchband, Virginia, 6-4, 6-4; No. 3-Crystal Cleveland, Tennessee def. Kristen James, Virginia, 6-2, 6-2; No. 4-Lori Stern, Virginia def. Schaub, Tennessee, 6-3, 6-0; No. 5-Sabita Maharaj, Tennessee def. Dora Bechliwanis, Virginia, 6-2, 6-3; No. 6-Suspended.

MAY 10-11 AT TEMPE, ARIZONA

Arizona St. 4, Ill.-Chicago 0
Doubles: No. 1-Suspended; No. 2-Mhairi Brown-Cindy Sureephong, Arizona St. def. Ayca Gumuscu-Molly Smith, Ill.-Chicago, 8-3; No. 3-Joslynn Burkett-Megan Yeats, Arizona St. def. Athanasia Giannoulopoulou-Zvjezdana Malesevic, Ill.-Chicago, 8-2.
Singles: No. 1-Adria Engel, Arizona St. def. Nicole Derouin, Ill.-Chicago, 6-0, 6-1; No. 2-Dora Krstulovic, Arizona St. def. Gumuscu, Ill.-Chicago, 7-5, 6-0; No. 3-Suspended; No. 4-Sureephong, Arizona St. def. Malesevic, Ill.-Chicago, 6-1, 6-1; No. 5-Suspended; No. 6-Suspended.

Fresno St. 4, San Diego St. 0
Doubles: No. 1-Chloe Carlotti-Lucia Tallo, Fresno St. def. Indra Erichsen-Silvia Tornier, San Diego St., 8-2; No. 2-Suspended; No. 3-Vlatka Jovanovic-Kristy McRae, Fresno St. def. Patricia Graf-Katalina Romero, San Diego St., 8-2.
Singles: No. 1-Suspended; No. 2-Tallo, Fresno St. def. Lindsey Hedberg, San Diego St., 6-3, 6-2; No. 3-Lucia Sainz, Fresno St. def. Romero, San Diego St., 6-4, 6-3; No. 4-Suspended; No. 5-Kathrin Winterhalter, Fresno St. def. Graf, San Diego St., 6-4, 6-2; No. 6-Suspended.

Arizona St. 4, Fresno St. 2
Doubles: No. 1-Chloe Carlotti-Lucia Tallo, Fresno St. def. Lauren Colalillo-Adria Engel, Arizona St., 8-4; No. 2-Lucia Sainz-Kathrin Winterhalter, Fresno St. def. Mhairi Brown-Cindy Sureephong, Arizona St., 9-7; No. 3-Joslynn Burkett-Megan Yeats, Arizona St. def. Vlatka Jovanovic-Kristy McRae, Fresno St., 8-3.
Singles: No. 1-Suspended; No. 2-Dora Krstulovic, Arizona St. def. Tallo, Fresno St., 6-2, 6-3; No. 3-Brown, Arizona St. def. Sainz, Fresno St., 6-2, 7-5; No. 4-Sureephong, Arizona St. def. Jovanovic, Fresno St., 6-2, 6-3; No. 5-Colalillo, Arizona St. def. Winterhalter, Fresno St., 6-3, 7-6 (2); No. 6-McRae, Fresno St. def. Burkett, Arizona St., 6-1, 6-0.

MAY 9-10 AT GAINESVILLE, FLORIDA

Florida 4, Fla. Atlantic 0
Doubles: No. 1-Suspended; No. 2-Alexis Gordon-Julie Rotondi, Florida def. Maria Aguirre-Gomez-Jessica Burrow, Fla. Atlantic, 8-3; No. 3-Lindsay Dawaf-Julia Scaringe, Florida def. Krystel Borg-Tania Rivera, Fla. Atlantic, 8-1.
Singles: No. 1-Suspended; No. 2-Suspended; No. 3-Suspended; No. 4-Zerene Reyes, Florida def. Rivera, Fla. Atlantic, 4-2 (retired); No. 5-Gordon, Florida def. Borg, Fla. Atlantic, 6-0, 6-0; No. 6-Boglarka Berecz, Florida def. Burrow, Fla. Atlantic, 6-1, 6-0.

Tulane 4, Texas 0
Doubles: No. 1-Kendra Strohm-Ziva Grasic, Texas def. Julie Smekodub-Jenny Kuhn, Tulane, 8-6; No. 2-Nancy Kockott-Maria Ivanov, Tulane def. Kelly Baritot-Leigh Tucker, Texas, 8-4; No. 3-Ana Maria Saaibi-Erika Valdes, Tulane def. Macey Breece-Michelle Krinke, Texas, 9-8 (2).
Singles: No. 1-Suspended; No. 2-Suspended; No. 3-Suspended; No. 4-Valdes, Tulane def. Grasic, Texas, 6-3, 6-1; No. 5-Saaibi, Tulane def. Breece, Texas, 6-2, 6-2; No. 6-Kockott, Tulane def. Tucker, Texas, 6-0, 6-1.

Florida 4, Tulane 1
Doubles: No. 1-Julie Smekodub-Jenny Kuhn, Tulane def. Jennifer Magley-Zerene Reyes, Florida, 8-6; No. 2-Alexis Gordon-Julie Rotondi, Florida def. Nancy Kockott-Maria Ivanov, Tulane, 8-4; No. 3-Ana Maria Saaibi-Erika Valdes, Tulane def. Lindsay Dawaf-Julia Scaringe, Florida, 8-4.
Singles: : No. 1-Suspended; No. 2-Rotondi, Florida def. Kuhn, Tulane, 6-1, 6-3; No. 3-Dawaf, Florida def. Ivanov, Tulane, 6-4, 6-0; No. 4-Reyes, Florida def. Valdes, Tulane, 6-1, 6-1; No. 5-Gordon, Florida def. Saaibi, Tulane, 6-0, 6-0; No. 6-Suspended.

ROUND OF 16

MAY 15 AT GAINESVILLE, FLORIDA

UCLA 4, Washington 3
Doubles: No. 1-Jackie Carleton-Feriel Esseghir, UCLA def. Colleen Gray-Dea Sumantri, Washington, 8-2; No.

2-Laura Gordon-Sara Walker, UCLA def. Erin Boisclair-Erin Hoe, Washington, 8-3; No. 3-Dinka Hadzic-Darija Klaic, Washington def. Anya Loncaric-Susi Wild, UCLA, 8-6.
Singles: No. 1-Walker, UCLA def. Sumantri, Washington, 6-4, 5-5 (retired); No. 2-Klaic, Washington def. Carleton, UCLA, 6-4, 6-4; No. 3-Boisclair, Washington def. Wild, UCLA, 6-2, 6-3; No. 4-Esseghir, UCLA def. Gray, Washington, 4-6, 6-2, 6-2; No. 5-Gordon, UCLA def. Hoe, Washington, 2-6, 6-4, 7-6 (4); No. 6-Hadzic, Washington def. Loncaric, UCLA, 6-2, 1-6, 6-1.

Duke 5, William & Mary 0
Doubles: No. 1-Amanda Johnson-Julie DeRoo, Duke def. Kate Boomershine-Candice Fuchs, William & Mary, 8-1; No. 2-Kelly McCain-Hillary Adams, Duke def. Megan Muth-Lena Sherbakov, William & Mary, 8-1; No. 3-Suspended.
Singles: No. 1-Suspended; No. 2-Johnson, Duke def. Muth, William & Mary 6-2, 7-5; No. 3-Suspended; No. 4-Suspended; No. 5-Katie Blaszak, Duke def. Nina Kamp, William & Mary, 6-4, 6-3; No. 6-Katie Granson, Duke def. Sherbakov, William & Mary 6-4, 6-2.

Vanderbilt 4, Tennessee 3
Doubles: No. 1-Sarah Riske-Aleke Tsoubanos, Vanderbilt def. Vilmarie Castellvi-Melissa Schaub, Tennessee, 8-3; No. 2-Crystal Cleveland-Sabita Maharaj, Tennessee def. Kelly Schmandt-Audra Falk, Vanderbilt, 8-6; No. 3-Annie Menees-Kori Scott, Vanderbilt def. Tammy Encina-Breanna Kray, Vanderbilt, 8-6.
Singles: No. 1-Castellvi, Tennessee def. Riske, Vanderbilt, 6-1, 6-2; No. 2-Encina, Tennessee def. Tsoubanos, Vanderbilt, 6-4, 6-2; No. 3-Schmandt, Vanderbilt def. Cleveland, Tennessee, 6-0, 3-6, 6-4; No. 4-Falk, Vanderbilt def. Schaub, Tennessee, 6-3, 6-3; No. 5-Ashley Schellhas, Vanderbilt def. Maharaj, Tennessee, 6-3, 3-6, 6-2; No. 6-Ashley Robards, Tennessee def. Menees, Tennessee, 4-6, 6-1, 6-2.

Florida 4, Arizona St. 0
Doubles: No. 1-Jennifer Magley-Zerene Reyes, Florida def. Adria Engel-Lauren Colalillo, Arizona St., 8-1; No. 2-Suspended; No. 3-Lindsay Dawaf-Julia Scaringe, Florida def. Meagan Yeats-Joslynn Burkett, Arizona St., 8-2.
Singles: No. 1-Suspended; No. 2-Julie Rotondi, Florida def. Dora Krstulovic, Arizona St., 6-2, 6-1; No. 3-Suspended; No. 4-Suspended; No. 5-Alexis Gordon, Florida def. Colalillo, Arizona St., 6-3, 6-2; No. 6-Magley, Florida def. Yeats, Arizona St., 6-2, 6-2.

Stanford 4, Harvard 0
Doubles: No. 1-Lauren Barnikow-Erin Burdette, Stanford def. Courtney Bergman-Susanna Lingman, Harvard, 8-5; No. 2-Suspended; No. 3-Emilia Anderson-Story Tweedie-Yates, Stanford def. Sanja Bajin-Lyly Cao Minh, Harvard, 8-0.
Singles: No. 1-Suspended; No. 2-Suspended; No. 3-Burdette, Stanford def. Eva Wang, Harvard, 6-2, 6-3; No. 4-Alice Barnes, Stanford def. Bajin, Harvard, 6-4, 6-0; No. 5-Suspended; No. 6-Tweedie-Yates, Stanford def. Cao Minh, Harvard, 6-1, 6-0.

Georgia 4, Kentucky 0
Doubles: No. 1-Agata Cioroch-Lori Grey, Georgia def. Sarah Witten-Amy Trefethen, Kentucky, 8-5; No. 2-Tina Hojnik-Anne Nguyen, Kentucky def. Jill Buckley-Leigh Bradwell, Georgia, 8-2; No. 3-Shannon Stafford-Nathalie Roels, Kentucky def. Alexandra Smith-Douglas Wink, Georgia, 8-5.
Singles: No. 1-Cioroch, Georgia def. Witten, Kentucky, 7-6 (4), 6-2; No. 2-Suspended; No. 3-Buckley, Georgia def. Hojnik, Kentucky, 6-2, 6-4; No. 4-Grey, Georgia def. Stafford, Kentucky, 6-2, 6-4; No. 5-Suspended; No. 6-Suspended.

California 4, North Carolina 1
Doubles: No. 1-Christina Fusano-Raquel Kops-Jones, California def. Aniela Mojzis-Kendall Cline, North Carolina, 8-3; No. 2-Marlene Mejia-Lee Bairos, North Carolina def. Jieun Jacobs-Jody Scheldt, California, 9-8; No. 3-Kate Pinchbeck-Kendrick Bunn, North Carolina def. Catherine Lynch-Nicole Havlicek, California, 8-6.
Singles: No. 1-Kops-Jones, California def. Pinchbeck, North Carolina, 6-4, 6-2; No. 2-Suspended; No. 3-Suspended; No. 4-Jacobs, California def. Cline, North Carolina, 6-4, 6-4; No. 5-Scheldt, California def. Bairos, North Carolina, 6-3, 6-3; No. 6-Havlicek, California def. Bunn, North Carolina, 3-6, 6-2, 7-5.

Southern California 4, Kansas St. 0
Doubles: No. 1-Suspended; No. 2-Anita Loyola-Luana Magnani, Southern California def. Maria Rosenberg-Jessica Simosa, Kansas St., 8-2; No. 3-Carine Vermeulen-Melissa Esmero, Southern California def. Hayley McIver-Aveen Alkhatib, Kansas St., 8-1.
Singles: No. 1-Suspended; No. 2-Magnani, Southern California def. Rosenberg, Kansas St., 6-3, 6-1; No. 3-Maureen Diaz, Southern California def. Simosa, Kansas St., 6-2, 6-2; No. 4-Suspended; No. 5-Suspended; No. 6-Vermeulen, Southern California def. Alkhatib, Kansas St., 6-1, 6-0.

QUARTERFINALS- MAY 16

Duke 4, UCLA 0
Doubles: No. 1-Amanda Johnson-Julie DeRoo, Duke def. Jackie Carleton-Feriel Esseghir, UCLA, 8-2; No. 2-Suspended; No. 3-Katie Blaszak-Katie Granson, Duke def. Anya Loncaric-Susi Wild, UCLA, 8-2.
Singles: No. 1-Suspended; No. 2-Suspended; No. 3-Suspended; No. 4-DeRoo, Duke def. Esseghir, UCLA, 6-4, 6-2; No. 5-Blaszak, Duke def. Laura Gordon, UCLA, 6-1, 6-3; No. 6-Granson, Duke def. Loncaric, UCLA, 6-4, 6-1.

Florida 4, Vanderbilt 0
Doubles: No. 1-Jennifer Magley-Zerene Reyes, Florida def. Sarah Riske-Aleke Tsoubanos, Vanderbilt, 8-4; No. 2-Alexis Gordon-Julie Rotondi, Florida def. Kelly Schmandt-Audra Falk, Vanderbilt, 8-1; No. 3-Suspended.
Singles: No. 1-Suspended; No. 2-Suspended; No. 3-Suspended; No. 4-Reyes, Florida def. Falk, Vanderbilt, 6-3, 6-2; No. 5-Gordon, Florida def. Ashley Schellhas, Vanderbilt, 6-3, 6-4; No. 6-Magley, Florida def. Annie Menees, Vanderbilt, 6-2, 6-3.

Stanford 4, Georgia 0
Doubles: No. 1-Lauren Barnikow-Erin Burdette, Stanford def. Agata Cioroch-Lori Grey, Georgia, 8-4; No. 2-Suspended; No. 3-Emilia Anderson-Story Tweedie-Yates, Stanford def. Alexandra Smith-Douglas Wink, Georgia, 8-5.
Singles: No. 1-Suspended; No. 2-Suspended; No. 3-Burdette, Stanford def. Tina Hojnik, Georgia, 6-4, 6-2; No. 4-Alice Barnes, Stanford def. Grey, Georgia, 6-1, 6-0; No. 5-Anderson, Stanford def. Evgenia Subbotina, Georgia, 6-2, 7-6 (4); No. 6-Tweedie-Yates, Stanford def. Smith, Georgia, 6-3, 6-4.

California 4, Southern California 1
Doubles: No. 1-Christina Fusano-Raquel Kops-Jones, California def. Jewel Peterson-Tiffany Brymer, Southern California, 8-5; No. 2-Suspended; No. 3-Catherine Lynch-Nicole Havlicek, California def. Carine Vermeulen-Melissa Esmero, Southern California, 8-3.
Singles: No. 1-Suspended; No. 2-Suspended; No. 3-Maureen Diaz, Southern California def. Lynch, California, 6-1, 6-1; No. 4-Jieun Jacobs, California def. Anita Loyola, Southern California, 6-3, 2-6, 6-3; No. 5-Jody Scheldt, California def. Brymer, Southern California, 6-2, 7-5; No. 6-Havlicek, California def. Vermeulen, Southern California, 6-2, 6-0.

SEMIFINALS-MAY 17

Florida 4, Duke 1
Doubles: No. 1-Jennifer Magley-Zerene Reyes, Florida def. Amanda Johnson-Julie DeRoo, Duke, 8-6; No. 2-Kelly McCain-Hillary Adams, Duke def. Alexis Gordon-Julie Rotondi, Florida, 8-5; No. 3-Lindsay Dawaf-Julia Scaringe, Florida def. Katie Blaszak-Katie Granson, Duke, 8-5.
Singles: No. 1-McCain, Duke def. Scaringe, Florida, 6-2, 6-1; No. 2-Suspended; No. 3-Dawaf, Florida def. Saras Arasu, Duke, 6-3, 6-2; No. 4-Suspended; No. 5-Alexis Gordon, Florida def. Katie Blaszak, Duke, 6-2, 7-5; No. 6-Magley, Florida def. Granson, Duke, 6-2, 6-1.

Stanford 4, California 1
Doubles: No. 1-Lauren Barnikow-Erin Burdette, Stanford def. Christina Fusano-Raquel Kops-Jones, California, 8-3; No. 2-Alice Barnes-Amber Liu, Stanford def. Jieun Jacobs-Jody Scheldt, California, 8-6; No. 3-Suspended.
Singles: No. 1-Suspended; No. 2-Suspended; No. 3-Burdette, Stanford def. Catherine Lynch, California, 6-0, 6-0; No. 4-Barnes, Stanford def. Jacobs, California, 6-0, 6-1; No. 5-Emilia Anderson, Stanford def. Scheldt, California, 6-4, 6-4; No. 6-Story Tweedie-Yates, Stanford def. Nicole Havlicek, California, 6-4, 6-3.

CHAMPIONSHIP-MAY 18

Florida 4, Stanford 3
Doubles: No. 1-Jennifer Magley-Zerene Reyes, Florida def. Lauren Barnikow-Erin Burdette, Stanford, 8-5; No. 2-Suspended; No. 3-Lindsay Dawaf-Julia Scaringe, Florida def. Emilia Anderson-Story Tweedie-Yates, Stanford, 8-3.
Singles: No. 1-Amber Liu, Stanford def. Scaringe, Florida, 6-2, 6-1; No. 2-Julie Rotondi, Florida def. Barnikow, Stanford, 6-0, 7-5; No. 3- Burdette, Stanford def. Dawaf, Florida, 6-1, 6-4; No. 4-Alice Barnes, Stanford def. Reyes, Florida, 6-3, 6-3; No. 5-Alexis Gordon, Florida def. Anderson, Stanford, 6-4, 7-6; No. 6-Magley, Florida def. Tweedie-Yates, Stanford, 6-4, 5-0 (retired).

Individual Champions

SINGLES

FIRST ROUND-MAY 19

Vilmarie Castellvi, Tennessee def. Jessica Rush, Northwestern, 6-1, 6-3; Maja Mlakar, Arizona def. Nataly Cahana, Old Dominion, 1-6, 6-4, 6-2; Megan Bradley, Miami (Fla.) def. Urska Juric, Missouri, 6-2, 6-4; Amanda Johnson, Duke def. Susi Wild, UCLA, 6-0, 6-3; Adria Engel, Arizona St. def. Aleke Tsoubanos, Vanderbilt, 6-2, 6-4; Luana Magnani, Southern California def. Aleksandra Durska, Tulsa, 6-0, 6-3; Mira Radu, Mississippi def. Lauren Barnikow, Stanford, 6-0, 6-1; Aniela Mojzis, North Carolina def. Nathalie Roels, Kentucky, 6-4, 1-6, 7-6 (5); Agata Cioroch, Georgia def. Anda Perianu, Oklahoma, 6-4, 6-2; Kate Pinchbeck, North Carolina def. Julia Scaringe, Florida, 6-2, 3-6, 7-5; Dea Sumantri, Washington def. Alice Barnes, Stanford, 7-6 (5), 6-3; Candice Fuchs, William & Mary def. Caylan Leslie, Notre Dame, 6-4, 1-6, 6-0; Racquel Kops-Jones, California def. Crystal Cleveland, Tennessee, 6-4, 6-3; Alix Lacelarie, Clemson def. Maureen Diaz, Southern California, 6-4, 6-3; Jackie Carleton, UCLA def. Courtney Nagle, Oregon, 6-3, 6-2; Julie Smekodub, Tulane def. Melissa Applebaum, Miami (Fla.), 2-6, 6-1, 6-2; Sarah Witten, Kentucky def. Dianne Hollands, Arizona, 6-3, 4-6, 7-6 (0); Sara Riske, Vanderbilt def. Jennifer Tuchband, Virginia, 6-3, 7-6 (3); Jessica Roland, Texas A&M def. Alicia Pillay, Tulsa, 2-6, 6-4, 6-0; Amber Liu, Stanford def. Julie Rotondi, Florida, 6-4, 6-3; Alice Pirsu, Pennsylvania def. Jenny Kuhn, Tulane, 6-4, 6-2; Chloe Carlotti, Fresno St. def. Liina Suurvarik, Illinois St., 6-4, 6-2; Barbora Zahnova, Va. Commonwealth def. Kendra Strohm, Texas, 6-3, 6-0; Viktoria Stoklasova, South Ala. def. Kelly McCain, Duke, 6-7 (3), 7-6 (8), 6-4; Christina Fusano, California def. Erin Burdette, Stanford, 6-2, 6-2; Daria Panova, Oregon def. Jaime Wong, Georgia Tech, 6-1, 6-1; Marlene Mejia, North Carolina def. Saras Arasu, Duke, 6-1, 7-6 (6); Jewel Peterson, Southern California def. Manon Kruse, Middle Tenn., 6-3, 7-5; Tammy Encina, Tennessee def. Anne Nguyen, Georgia, 6-1, 6-1; Sara Walker, UCLA def. Courtney Bergman, Harvard, 6-0, 6-2; Lindsay Dawaf, Florida def. Julie Coin, Clemson, 2-6, 7-5, 6-1; Cristelle Grier, Northwestern def. Alicia Salas, Notre Dame, 7-5, 6-0.

SECOND ROUND-MAY 20

Castellvi, Tennessee def. Mlakar, Arizona, 4-6, 6-3, 6-0; Johnson, Duke def. Bradley, Miami (Fla.) , 2-6, 6-4, 7-6 (6); Engel, Arizona St. def. Magnani, Southern California, 6-1, 6-2; Radu, Mississippi def. Mojzis, North Carolina, 6-0, 6-2; Cioroch, Georgia def. Pinchbeck, North Carolina, 6-3, 6-4; Sumantri, Washington def. Fuchs, William & Mary, 6-1, 6-4; Kops-Jones, California def. Lacelarie, Clemson, 6-4, 7-6 (6); Smekodub, Tulane def. Carleton, UCLA, 6-4, 7-5; Witten, Kentucky def. Riske, Vanderbilt, 6-3, 6-3; Liu, Stanford def. Roland, Texas A&M, 6-3, 6-3; Pirsu, Pennsylvania def. Carlotti, Fresno St., 6-1, 4-6, 6-4; Stoklasova, South Ala. def. Zahnova, Va. Commonwealth, 6-3, 7-5; Panova, Oregon def. Fusano, California, 7-5, 6-3; Peterson, Southern California def. Mejia, North Carolina, 6-0, 7-5; Encina, Tennessee def. Walker, UCLA, 6-3, 6-1; Grier, Northwestern def. Dawaf, Florida, 6-3, 6-3.

THIRD ROUND-MAY 21

Castellvi, Tennessee def. Johnson, Duke, 6-2, 6-1; Radu, Mississippi def. Engel, Arizona St., 6-1, 7-5; Cioroch,

Georgia def. Sumantri, Washington, 6-2, 6-4; Kops-Jones, California def. Smekodub, Tulane, 6-1, 6-2; Liu, Stanford def. Witten, Kentucky, 6-2, 6-4; Pirsu, Pennsylvania def. Stoklasova, South Ala., 6-2, 6-1; Peterson, Southern California def. Panova, Oregon, 6-2, 6-3; Grier, Northwestern def. Encina, Tennessee, 6-0, 6-2.

QUARTERFINALS-MAY 22
Castellvi, Tennessee def. Radu, Mississippi, 6-4, 6-1; Cioroch, Georgia def. Kops-Jones, California, 6-7 (2), 6-2, 6-2; Liu, Stanford def. Pirsu, Pennsylvania, 1-6, 6-1, 6-1; Peterson, Southern California def. Grier, Northwestern, 6-2, 4-6, 6-3.

SEMIFINALS-MAY 23
Castellvi, Tennessee def. Cioroch, Georgia, 7-5, 6-2; Liu, Stanford def. Peterson, Southern California, 7-5, 6-0.

CHAMPIONSHIP-MAY 24
Liu, Stanford def. Castellvi, Tennessee, 7-6 (5), 6-2.

DOUBLES

FIRST ROUND-MAY 20
Lauren Barnikow-Erin Burdette, Stanford def. Jennifer Tuchband-Henriette Williams, Virginia, 6-3, 6-4; Melissa Applebaum-Megan Bradley, Miami (Fla.) def. Amanda Johnson-Julie DeRoo, Duke, 6-3, 6-4; Sarah Witten-Amy Trefethen, Kentucky def. Beverly Dawson-Irina Terschenko, Texas Tech, 7-6 (6), 6-0; Ziva Grasic-Kendra Strohm, Texas def. Jessica Roland-Roberta Spencer, Texas A&M, 6-4, 6-4; Sarah Riske-Aleke Tsoubanos, Vanderbilt def. Stacy Varnell-Manon Kruse, Middle Tenn., 6-4, 6-1; Jewel Peterson-Tiffany Brymer, Southern California def. Jessica Rush-Cristelle Grier, Northwestern, 6-4, 7-6 (5); Jennifer Magley-Zerene Reyes, Florida def. Laurence Jayet-Julie Coin, Clemson, 6-2, 6-4; Urska Juric-Katka Sevcikova, Missouri def. Alice Sukner-Jessica Johnson, Marshall, 6-2, 6-1; Alexis Gordon-Julia Scaringe, Florida def. Silvia Tornier-Indra Erichsen, San Diego St., 6-4, 2-6, 6-2; Courtney Nagle-Daria Panova, Oregon def. Aniela Mojzis-Kendall Cline, North Carolina, 7-5, 6-2; Silvia Urickova-Barbora Zahnova, Va. Commonwealth def. Kate Boomershine-Candice Fuchs, William & Mary, 6-2, 6-4; Jennifer McGaffigan-Michelle Webb, Illinois def. Vilmarie Castellvi-Melissa Schaub, Tennessee, 6-3, 6-4; Hillary Adams-Kelly McCain, Duke def. Linda Faltynkova-Katarzyna Kolodynska, Oklahoma St., 6-2, 6-4; Christina Fusano-Raquel Kops-Jones, California def. Chloe Carlotti-Lucia Tallo, Fresno St., 7-6 (3), 6-3; Julie Smekodub-Jenny Kuhn, Tulane def. Heather Saluri-Anda Perianu, Oklahoma, 6-1, 5-7, 6-2; Agata Cioroch-Lori Grey, Georgia def. Lindsay Dawaf-Julie Rotondi, Florida, 6-1, 4-6, 6-1.

SECOND ROUND-MAY 21
Barnikow-Burdette, Stanford def. Applebaum-Bradley, Miami, 4-6, 7-6 (6), 7-5; Witten-Trefethen, Kentucky def. Grasic-Strohm, Texas, 6-3, 6-2; Riske-Tsoubanos, Vanderbilt def. Peterson-Brymer, Southern California, 6-4, 6-2; Magley-Reyes, Florida def. Juric-Sevcikova, Missouri, 6-1, 6-3; Nagle-Panova, Oregon def. Gordon-Scaringe, Florida, 3-6, 6-3, 6-4; Urickova-Zahnova, Va. Commonwealth def. McGaffigan-Webb, Illinois, 7-6 (2), 6-4; Fusano-Kops-Jones, California def. Adams-McCain, Duke, 6-2, 6-1; Cioroch-Grey, Georgia def. Smekodub-Kuhn, Tulane, 6-4, 6-1.

QUARTERFINALS-MAY 22
Witten-Trefethen, Kentucky def. Barnikow-Burdette, Stanford, 4-6, 6-3, 7-5; Magley-Reyes, Florida def. Riske-Tsoubanos, Vanderbilt, 6-3, 6-2; Urickova-Zahnova, Va. Commonwealth def. Nagle-Panova, Oregon, 6-2, 6-2; Fusano-Kops-Jones, California def. Cioroch-Grey, Georgia, 6-4, 6-2.

SEMIFINALS-MAY 23
Witten-Trefethen, Kentucky def. Urickova-Zahnova, Va. Commonwealth, 7-6 (3), 6-2; Fusano-Kops-Jones, California def. Magley-Reyes, Florida, 6-1, 6-1.

CHAMPIONSHIP-MAY 24
Fusano-Kops-Jones, California def. Witten-Trefethen, Kentucky, 6-1, 6-2.

History

Team Results

Year	Champion	Coach	Score	Runner-Up	Host or Site	Championships Attendance
1982	Stanford	Frank Brennan	6-3	UCLA	Salt Lake City	1,595
1983	Southern California	Dave Borelli	8-1	Trinity (Tex.)	Albuquerque, N.M.	3,027
1984	Stanford	Frank Brennan	6-0	Southern California	Los Angeles	3,405
1985	Southern California	Dave Borelli	6-3	Miami (Fla.)	Oklahoma City	4,552
1986	Stanford	Frank Brennan	5-4	Southern California	Texas	2,927
1987	Stanford	Frank Brennan	5-1	Georgia	UCLA	2,351
1988	Stanford	Frank Brennan	5-2	Florida	UCLA	6,328
1989	Stanford	Frank Brennan	5-0	UCLA	Florida	2,050
1990	Stanford	Frank Brennan	5-1	Florida	Florida	3,144
1991	Stanford	Frank Brennan	5-1	UCLA	Stanford	8,523
1992	Florida	Andy Brandi	5-3	Texas	Stanford	7,036
1993	Texas	Jeff Moore	5-2	Stanford	Florida	4,913
1994	Georgia	Jeff Wallace	5-4	Stanford	Georgia	5,613
1995	Texas	Jeff Moore	5-4	Florida	Pepperdine	5,404
1996	Florida	Andy Brandi	5-2	Stanford	Florida St.	3,749
1997	Stanford	Frank Brennan	5-1	Florida	Stanford	4,360
1998	Florida	Andy Brandi	5-1	Duke	Notre Dame	2,310
1999	Stanford	Frank Brennan	5-2	Florida	Florida	4,912
2000	Georgia	Jeff Wallace	5-4	Stanford	Pepperdine	1,780
2001	Stanford	Lele Forood	4-0	Vanderbilt	Georgia St.	N.A.
2002	Stanford	Lele Forood	4-1	Florida	Stanford	5,053
2003	Florida	Roland Thornqvist	4-3	Stanford	Florida	3,182

TEAM CHAMPIONSHIPS
Stanford 12, Florida 4, Southern California 2, Texas 2, Georgia, 2.

SINGLES CHAMPIONSHIPS
Stanford 10, Florida 4, Georgia 2, Duke, San Diego, Southern California, UCLA, Wake Forest, 1 each.

DOUBLES CHAMPIONSHIPS
California 4, Florida 4, Stanford 4, UCLA 4, Arizona, Kansas, Miami (Fla.) , Mississippi St., Northwestern, Trinity (Tex.), 1 each.

Championships Records

NUMBER OF INDIVIDUAL TITLES, CAREER
3—Linda Gates, Stanford (singles 1985, doubles 1984-85); Amy Jensen, California (doubles 1998-99-2000)

NUMBER OF SINGLES TITLES, CAREER
2—Sandra Birch, Stanford (1989-91); Patty Fendick, Stanford (1986-87); Laura Granville, Stanford (2000-01); Lisa Raymond, Florida (1992-93).

NUMBER OF DOUBLES TITLES, CAREER
3—Amy Jensen, California (1998-99-2000).

Individual Champions

SINGLES

1982 Alycia Moulton, Stanford
1983 Beth Herr, Southern California
1984 Lisa Spain, Georgia
1985 Linda Gates, Stanford
1986 Patty Fendick, Stanford

1987 Patty Fendick, Stanford
1988 Shaun Stafford, Florida
1989 Sandra Birch, Stanford
1990 Debbie Graham, Stanford
1991 Sandra Birch, Stanford

1992 Lisa Raymond, Florida
1993 Lisa Raymond, Florida
1994 Angela Lettiere, Georgia
1995 Keri Phebus, UCLA
1996 Jill Craybas, Florida

1997 Lilia Osterloh, Stanford
1998 Vanessa Webb, Duke
1999 Zuzana Lesenarova, San Diego
2000 Laura Granville, Stanford
2001 Laura Granville, Stanford

2002 Bea Bielik, Wake Forest
2003 Amber Liu, Stanford

DOUBLES
1982 Heather Ludloff and Lynn Lewis, UCLA
1983 Louise Allen and Gretchen Rush, Trinity (Tex.)

1984 Elise Burgin and Linda Gates, Stanford
1985 Leigh Ann Eldredge and Linda Gates, Stanford
1986 Lise Gregory and Ronni Reis, Miami (Fla.)
1987 Katrina Adams and Diane Donnelly, North–western
1988 Allyson Cooper and Stella Sampras, UCLA
1989 Jackie Holden and Claire Pollard, Mississippi St.
1990 Meredith McGrath and Teri Whitlinger, Stanford
1991 Jillian Alexander and Nicole Arendt, Florida
1992 Mamie Ceniza and Iwalani McCalla, UCLA
1993 Alix Creek and Michelle Oldham, Arizona
1994 Rebecca Jensen and Nora Koves, Kansas
1995 Keri Phebus and Susie Starrett, UCLA
1996 Dawn Buth and Stephanie Nickitas, Florida
1997 Dawn Buth and Stephanie Nickitas, Florida
1998 Amanda Augustus and Amy Jensen, California
1999 Amanda Augustus and Amy Jensen, California
2000 Claire Curran and Amy Jensen, California
2001 Whitney Laiho and Jessica Lehnhoff, Florida
2002 Lauren Kalvaria-Gabriela Lastra, Stanford
2003 Christina Fusano-Raquel Kops-Jones, California

Won-Lost Records in Tournament Play

Team (Years Participated)	Yrs.	Won	Lost	Pct.	1st	2nd	3rd	4th
Alabama (1993-97-2001-02-03)	5	4	5	.444	0	0	0	0
Alcorn St. (2000-01)	2	0	2	.000	0	0	0	0
American (2002)	1	0	1	.000	0	0	0	0
Arizona (1982-85-88-89-90-91-92-93-94-95-96-97-98-99-2000-02-03)	17	13	17	.433	0	0	1	0
Arizona St. (1985-86-88-89-90-91-92-93-94-96-95-97-98-99-2000-01-02-03)	18	19	18	.514	0	0	0	0
Arkansas (1996-97-98-99-2000-01)	6	8	6	.571	0	0	0	0
Army (1999-2000-01-03)	4	0	4	.000	0	0	0	0
Auburn (1996-99-2002)	3	1	3	.250	0	0	0	0
Baylor (1996-97-98-99-2000-01-03)	7	3	7	.300	0	0	0	0
Bethune-Cookman (1999-2000-01)	3	0	3	.000	0	0	0	0
Boise St. (1996-98-2001)	3	0	3	.000	0	0	0	0
Boston College (1997)	1	0	1	.000	0	0	0	0
Boston U. (1999-2000-01-02-03)	5	0	5	.000	0	0	0	0
Brigham Young (1982-87-88-89-90-91-93-95-96-97-98-2001-02)	13	3	13	.188	0	0	0	0
Brown (1997)	1	1	1	.500	0	0	0	0
California (1982-83-84-85-86-87-88-89-90-91-92-93-94-95-96-97-98-99-2000-01-02-03)	22	33	23	.589	0	0	4	1
Cal Poly (2003)	1	0	1	.000	0	0	0	0
Cal St. Northridge (2001)	1	0	1	.000	0	0	0	0
UC Santa Barb. (1994-96)	2	0	2	.000	0	0	0	0
Campbell (2001)	1	0	1	.000	0	0	0	0
UCF (1997-99-2000-02)	4	0	4	.000	0	0	0	0
Col. of Charleston (2003)	1	0	1	.000	0	0	0	0
Clemson (1982-83-84-86-93-94-96-98-2000-02-03)	11	7	11	.389	0	0	0	0
Coastal Caro. (2001)	1	0	1	.000	0	0	0	0
Colorado (1996-97-98-99-2003)	5	1	5	.167	0	0	0	0
Cornell (1996)	1	1	1	.500	0	0	0	0
Drake (1999-2000)	2	0	2	.000	0	0	0	0
Duke (1988-90-91-92-93-94-95-96-97-98-99-2000-01-02-03)	15	29	15	.659	0	1	5	0
Eastern Mich. (2001)	1	0	1	.000	0	0	0	0
Florida (1982-83-84-85-87-88-89-90-91-92-93-94-95-96-97-98-99-2000-01-02-03)	21	59	17	.776	3	6	6	0
Fla. Atlantic (2003)	1	0	1	.000	0	0	0	0
Florida St. (1994-96-97-98-99-2000-01-02)	8	1	8	.111	0	0	0	0
Florida Int'l (2001-02)	2	1	2	.333	0	0	0	0
Fresno St. (1996-97-98-99-2000-01-02-03)	8	6	8	.429	0	0	0	0
Furman (1999-2000-01-02)	4	1	4	.200	0	0	0	0
Georgia (1987-88-89-90-91-92-93-94-95-96-97-98-99-2000-01-02-03)	17	41	15	.732	2	1	6	0
Georgia Tech (2000-01-02-03)	4	3	4	.429	0	0	0	0
Hampton (2002-03)	2	0	2	.000	0	0	0	0
Harvard (1984-85-86-87-88-96-97-98-99-2003)	10	6	10	.375	0	0	0	0
Houston (1997-98)	2	2	2	.500	0	0	0	0
Illinois (1996-97-99-2000-01-03)	6	2	6	.250	0	0	0	0
Illinois St. (2001-03)	2	0	2	.000	0	0	0	0
Ill.-Chicago (1999-2000-01-02-03)	5	0	5	.000	0	0	0	0
Indiana (1983-87-88-89-90-91-92-93-94-95-96-97-98-2000-01-02)	16	6	16	.273	0	0	0	0
IUPUI (2003)	1	0	1	.000	0	0	0	0
Iowa (1999-2000-01)	3	2	3	.400	0	0	0	0
Kansas (1992-93-94-96-97-98-99)	7	8	7	.533	0	0	0	0
Kansas St. (1996-98-2003)	3	3	3	.500	0	0	0	0
Kentucky (1986-87-88-89-90-92-94-97-98-99-2000-01-02-03)	14	8	14	.364	0	0	0	0
Long Beach St. (2002)	1	0	1	.000	0	0	0	0
La.-Monroe (2003)	1	0	1	.000	0	0	0	0
LSU (1991-95-96-97-98-99-2000-01-02-03)	10	9	10	.474	0	0	0	0
Loyola (Md.) (1999-2000-01-02)	4	0	4	.000	0	0	0	0
Loyola Marymount (2002)	1	0	1	.000	0	0	0	0
Marquette (1997-98-99)	3	1	3	.250	0	0	0	0
Marshall (2002-03)	2	0	2	.000	0	0	0	0
Maryland (1996-98-99)	3	0	3	.000	0	0	0	0
UMBC (1999-2000-01-02-03)	5	0	5	.000	0	0	0	0

Team (Years Participated)	Yrs.	Won	Lost	Pct.	1st	2nd	3rd	4th
Massachusetts (2001)	1	0	1	.000	0	0	0	0
Miami (Fla.) (1982-83-84-85-86-87-88-89-91-92-96-97-98-99-2000-01-02-03)	18	15	18	.455	0	1	1	0
Michigan (1996-97-98-2002-03)	5	5	5	.500	0	0	0	0
Middle Tenn. (2000)	1	0	1	.000	0	0	0	0
Minnesota (1996-97-99-2000-03)	5	1	5	.167	0	0	0	0
Missouri (2003)	1	0	1	.000	0	0	0	0
Mississippi (1991-92-93-96-97-98-99-2000-01-02)	10	15	10	.600	0	0	0	0
Mississippi St. (1999-2000-01)	3	3	3	.500	0	0	0	0
Murray St. (2001-02-03)	3	0	3	.000	0	0	0	0
UNLV (1997-98-2002-03)	4	1	4	.200	0	0	0	0
New Mexico (1996-97-98-99-2000)	5	1	5	.167	0	0	0	0
Niagara (2003)	1	0	1	.000	0	0	0	0
North Carolina (1999-2000-01-02-03)	5	7	5	.583	0	0	0	0
North Carolina St. (1998)	1	0	1	.000	0	0	0	0
Northern Ariz. (1999)	1	0	1	.000	0	0	0	0
Northwestern (1982-83-84-85-86-87-96-97-98-99-2000-01-02-03)	14	11	14	.440	0	0	0	0
Notre Dame (1993-94-96-97-98-99-2000-01-02-03)	10	12	10	.546	0	0	0	0
Ohio St. (1996-99-2000-01-02-03)	6	1	6	.143	0	0	0	0
Oklahoma (1996-97-98-2003)	4	1	4	.200	0	0	0	0
Oklahoma St. (1982-83-84-85-86-87-88-89-90-91-96-2001-03)	13	7	13	.350	0	0	0	0
Old Dominion (2001)	1	0	1	.000	0	0	0	0
Oral Roberts (1999-2000-01-02)	4	0	4	.000	0	0	0	0
Oregon (1997-99-2000-02)	4	2	4	.333	0	0	0	0
Pacific (Cal.) (1999-2000)	2	0	2	.000	0	0	0	0
Pennsylvania (1996-2001-02-03)	4	2	4	.333	0	0	0	0
Penn St. (2001)	1	0	1	.000	0	0	0	0
Pepperdine (1982-83-84-85-88-89-90-91-92-93-94-95-96-97-98-99-2000-01-02-03)	20	18	20	.474	0	0	0	0
Princeton (1983-2000)	2	0	2	.000	0	0	0	0
Purdue (1996-98-2003)	3	0	3	.000	0	0	0	0
Rice (1996-97-98)	3	0	3	.000	0	0	0	0
Richmond (1997-98-2002)	3	0	3	.000	0	0	0	0
Rollins (1982)	1	1	1	.500	0	0	0	0
Sacramento St. (2002-03)	2	0	2	.000	0	0	0	0
San Diego (1989-90-91-92-95-96-97-98-99)	9	4	9	.308	0	0	0	0
San Diego St. (1982-83-84-85-86-89-90-91-92-93-96-97-98-99-2000-02-03)	17	11	18	.379	0	0	0	1
Seton Hall (1996)	1	0	1	.000	0	0	0	0
South Ala. (1996-97-98-99-2000-01-02-03)	8	11	8	.579	0	0	0	0
South Carolina (1982-83-88-90-95-96-97-98-99-2000-01-02-03)	13	13	13	.500	0	0	0	0
South Fla. (1984-97-98-99-2000)	5	0	5	.000	0	0	0	0
Southern U. (2002-03)	2	0	2	.000	0	0	0	0
Southern California (1982-83-84-85-86-87-88-89-90-92-93-94-95-96-97-98-99-2000-01-02-03)	21	43	20	.683	2	2	1	1
Southern Methodist (1984-87-88-96)	4	2	4	.333	0	0	1	0
Southwest Mo. St. (2002)	1	0	1	.000	0	0	0	0
Stanford (1982-83-84-85-86-87-88-89-90-91-92-93-94-95-96-97-98-99-2000-01-02-03)	22	82	11	.882	12	5	3	1
Temple (2003)	1	0	1	.000	0	0	0	0
Tennessee (1989-90-91-92-95-96-97-98-99-2000-01-02-03)	13	19	13	.594	0	0	1	0
Tennessee Tech (1999)	1	0	1	.000	0	0	0	0
Texas (1983-84-85-86-87-88-89-90-91-92-93-94-95-96-97-98-99-2000-01-02-03)	21	28	19	.596	2	1	3	0
Texas-Arlington (1999-2000-01)	3	0	3	.000	0	0	0	0
Texas-San Antonio (2002)	1	0	1	.000	0	0	0	0
Texas A&M (1986-89-96-97-98-2000-01-02-03)	9	5	9	.357	0	0	0	0
TCU (1996-97-98-2000-01-02)	6	2	6	.250	0	0	0	0
Trinity (Tex.) (1982-83-84-85-86-87-88)	7	16	8	.667	0	1	3	1
Tulane (1997-99-2001-03)	4	2	4	.333	0	0	0	0
Tulsa (2000)	1	1	1	.500	0	0	0	0
UCLA (1982-83-84-85-86-87-88-89-90-91-92-93-94-95-96-97-98-99-2000-01-02-03)	22	38	22	.633	0	3	4	0
U.S. Int'l (1985-86)	2	0	2	.000	0	0	0	0
Utah (1996-97-98)	3	0	3	.000	0	0	0	0
Vanderbilt (1995-96-97-98-99-2000-01-02-03)	9	20	9	.690	0	1	0	0
Virginia (1993-94-96-97-98-2001-03)	7	2	7	.222	0	0	0	0
Va. Commonwealth (1998-2000-01-02-03)	5	7	5	.583	0	0	0	0
Virginia Tech (1996-97-98-99-2000)	5	1	5	.167	0	0	0	0
Wake Forest (1994-95-96-97-98-99-2000-01-02)	9	11	9	.550	0	0	0	0
Washington (1997-98-99-2000-01-02-03)	7	6	7	.462	0	0	0	0
Washington St. (1998-99-2001-02)	4	1	4	.200	0	0	0	0
Weber St. (2000)	1	0	1	.000	0	0	0	0
Western Mich. (1999-2000)	2	0	2	.000	0	0	0	0
William & Mary (1989-90-91-92-95-96-97-98-99-2000-02-03)	12	16	12	.571	0	0	0	0
Winthrop (2000-02-03)	3	0	3	.000	0	0	0	0
Wisconsin (1996-97-98-99-2002)	5	7	5	.583	0	0	0	0

All-Time Team Results

1982 First Round: Stanford 9, Clemson 0; Rollins 5, Brigham Young 4; Trinity (Tex.) 9, Oklahoma St. 0; San Diego St. 8, Northwestern 1; South Carolina 5, Florida 4; Southern California 9, Pepperdine 0; Miami (Fla.) 5, California 4; UCLA 9, Arizona 0. **Quarterfinals:** Stanford 7, Rollins 2; Trinity (Tex.) 6, San Diego St. 3; Southern California 8, South Carolina 1; UCLA 8, Miami (Fla.) 1. **Semifinals:** Stanford 5, Trinity (Tex.) 4; UCLA 5, Southern California 4. **Third Place:** Trinity (Tex.) 6, Southern California 3. **Championship:** Stanford 6, UCLA 3.

1983 First Round: Trinity (Tex.) 9, Northwestern 0; Clemson 5, Oklahoma St. 4; UCLA 7, Florida 2; Indiana 7, South Carolina 2; San Diego St. 5, Miami (Fla.) 4; Stanford 9, Princeton 0; California 7, Texas 2; Southern California 9, Pepperdine 0. **Quarterfinals:** Trinity (Tex.) 8, Clemson 1; UCLA 8, Indiana 1; Stanford 5, San Diego St. 4; Southern California 7, California 2. **Semifinals:** Trinity (Tex.) 5, UCLA 4; Southern California 8, Stanford 1. **Third Place:** UCLA 5, Stanford 4. **Championship:** Southern California 8, Trinity (Tex.) 1.

1984 First Round: Stanford 9, Clemson 0; UCLA 6, Northwestern 3; Texas 8, South Fla. 1; San Diego St. 7, California 2; Southern California 8, Harvard 1; Miami (Fla.) 7, Oklahoma St. 2; Florida 5, Southern Methodist 4; Trinity (Tex.) 7, Pepperdine 2. **Quarterfinals:** Stanford 8, UCLA 1; San Diego St. 6, Texas 3; Southern California 7, Miami (Fla.) 2; Trinity (Tex.) 7, Florida 2. **Semifinals:** Stanford 7, San Diego St. 2; Southern California 5, Trinity (Tex.) 4. **Third Place:** Trinity (Tex.) 5, San Diego St. 4. **Championship:** Stanford 6, Southern California 0.

1985 First Round: Miami (Fla.) 7, Pepperdine 2; Florida 5, U.S. Int'l 4; San Diego St. 6, Northwestern 3; California 6, Arizona 3; Trinity (Tex.) 8, UCLA 1; Southern California 8, Arizona St. 1; Stanford 9, Harvard 0; Oklahoma St. 6, Texas 3. **Quarterfinals:** Trinity (Tex.) 5, Stanford 4; Miami (Fla.) 7, Florida 2; California 5, Oklahoma St. 4; Southern California 9, San Diego St. 0. **Semifinals:** Southern California 9, California 0; Miami (Fla.) 5, Trinity (Tex.) 4. **Third Place:** Trinity (Tex.) 5, California 1. **Championship:** Southern California 6, Miami (Fla.) 3.

1986 First Round: Stanford 8, Harvard 1; Southern California 8, Texas A&M 1; Oklahoma St. 6, San Diego St. 3; Miami (Fla.) 8, U.S. Int'l 1; Northwestern 6, UCLA 3; Arizona St. 5, Clemson 4; California 6, Texas 2; Trinity (Tex.) 8, Kentucky 1. **Quarterfinals:** Stanford 5, Northwestern 1; Southern California 5, Arizona St. 1; Trinity (Tex.) 5, Oklahoma St. 2; Miami (Fla.) 5, California 3. **Semifinals:** Stanford 6, Miami (Fla.) 3; Southern California 6, Trinity (Tex.) 3. **Third Place:** Miami (Fla.) 5, Trinity (Tex.) 4. **Championship:** Stanford 5, Southern California 4.

1987 First Round: Florida 8, Harvard 1; Northwestern 5, Indiana 4; UCLA 8, Kentucky 1; Stanford 9, Southern California 0; California 7, Oklahoma St. 2; Southern Methodist 6, Brigham Young 3; Trinity (Tex.) 5, Texas 4; Georgia 5, Miami (Fla.) 4. **Quarterfinals:** Florida 5, Northwestern 1; Stanford 5, UCLA 1; Southern Methodist 5, California 4; Georgia 5, Trinity (Tex.) 4. **Semifinals:** Stanford 5, Florida 1; Georgia 5, Southern Methodist 2. **Championship:** Stanford 5, Georgia 1.

1988 First Round: Pepperdine 5, Texas 2; Trinity (Tex.) 5, Harvard 1; Brigham Young 5, South Carolina 4; Duke 5, Arizona 4. **Second Round:** Florida 5, Pepperdine 1; Arizona St. 5, Miami (Fla.) 4; Southern California 5, Brigham Young 1; Kentucky 6, Oklahoma St. 0; UCLA 6, Trinity (Tex.) 0; California 5, Southern Methodist 2; Georgia 5, Indiana 4; Stanford 5, Duke 1. **Quarterfinals:** Florida 6, Arizona St. 0; Southern California 5, Kentucky 3; Stanford 5, Georgia 3; UCLA 5, California 2. **Semifinals:** Florida 5, UCLA 4; Stanford 5, Southern California 1. **Championship:** Stanford 5, Florida 2.

1989 First Round: San Diego St. 6, William & Mary 3; Texas 5, Kentucky 4; Arizona 5, Texas A&M 1; San Diego 7, Tennessee 2. **Second Round:** Stanford 9, San Diego St. 0; Oklahoma St. 7, Brigham Young 2; Georgia 5, Texas 1; California 6, Indiana 3; Southern California 7, Arizona St. 1; UCLA 6, Arizona 3; Pepperdine 5, Miami (Fla.) 4; Florida 6, San Diego 1. **Quarterfinals:** Stanford 5, Oklahoma St. 1; Georgia 5, California 4; UCLA 5, Southern California 4; Florida 5, Pepperdine 4. **Semifinals:** Stanford 6, Georgia 0; UCLA 5, Florida 2. **Championship:** Stanford 5, UCLA 0.

1990 First Round: Arizona 6, Brigham Young 0; San Diego 5, Kentucky 4; South Carolina 6, William & Mary 0; Indiana 5, San Diego St. 3. **Second Round:** Stanford 6, Arizona 0; Georgia 5, Oklahoma St. 1; California 6, San Diego 0; Texas 5, Duke 0; Pepperdine 5, Arizona St. 1; UCLA 6, South Carolina 0; Southern California 7, Tennessee 2; Florida 6, Indiana 0. **Quarterfinals:** Stanford 6, Georgia 0; Texas 5, California 4; UCLA 5, Pepperdine 4; Florida 5, Southern California 2. **Semifinals:** Stanford 6, Texas 1; Florida 5, UCLA 4. **Championship:** Stanford 5, Florida 1.

1991 First Round: Miami (Fla.) 6, William & Mary 3; San Diego St. 5, Tennessee 1; Indiana 5, LSU 3; Mississippi 5, San Diego 1. **Second Round:** Georgia 6, Indiana 0; Pepperdine 5, Oklahoma St. 4; Duke 5, Arizona St. 1; UCLA 5, Mississippi 1; Florida 5, Miami (Fla.) 1; Arizona 7, Brigham Young 2; California 5, Texas 4; Stanford 5, San Diego St. 1. **Quarterfinals:** UCLA 5, California 2; Florida 5, Duke 1; Georgia 5, Pepperdine 1; Stanford 6, Arizona 0. **Semifinals:** UCLA 6, Florida 3; Stanford 5, Georgia 1. **Championship:** Stanford 5, UCLA 1.

1992 First Round: Southern California 6, Kentucky 2; San Diego St. 5, Kansas 4; William & Mary 5, Miami (Fla.) 4; Mississippi 5, San Diego 4. **Second Round:** California 5, Pepperdine 2; Stanford 5, Mississippi 1; Arizona St. 5, Arizona 2; Georgia 5, Tennessee 0; Texas 5, William & Mary 3; Duke 5, San Diego St. 1; UCLA 5, Indiana 1; Florida 5, Southern California 0. **Quarterfinals:** Florida 5, UCLA 0; Duke 5, Georgia 4; Texas 5, Arizona St. 3; Stanford 5, California 2. **Semifinals:** Florida 5, Duke 1; Texas 5, Stanford 3. **Championship:** Florida 5, Texas 3.

1993 First Round: Brigham Young 5, Virginia 3; Clemson 5, Kansas 3; Mississippi 5, San Diego St. 3; Notre Dame 5, Alabama 0. **Second Round:** Florida 5, Brigham Young 0; Arizona St. 5, UCLA 1; Duke 5, Clemson 0; Texas 5, Southern California 1; Arizona 5, Pepperdine 4; California 5, Mississippi 2; Georgia 5, Indiana 3; Stanford 5, Notre Dame 0. **Quarterfinals:** Florida 5, Arizona St. 1; Texas 5, Duke 3; Arizona 5, California 2; Stanford 5, Georgia 1. **Semifinals:** Texas 5, Florida 4; Stanford 5, Arizona 1. **Championship:** Texas 5, Stanford 2.

1994 First Round: Southern California 6, Clemson 0; Arizona 5, Florida St. 3; Wake Forest 5, Virginia 4; Notre Dame 5, UC Santa Barb. 3. **Second Round:** Pepperdine 5, Indiana 2; Kansas 5, Arizona St. 4; Florida 5, UCLA 2; Duke 5, Kentucky 1; Stanford 5, Notre Dame 1; Texas 5, Arizona 2; California 5, Wake Forest 1; Georgia 5, Southern California 2. **Quarterfinals:** Stanford 5, Pepperdine 1; Georgia 5, Duke 0; California 5, Kansas 3; Texas 6, Florida 0. **Semifinals:** Georgia 5, California 3; Stanford 5, Texas 2. **Championship:** Georgia 5, Stanford 4.

1995 First Round: LSU 5, Tennessee 3; South Carolina 5, Brigham Young 2; Pepperdine 5, Vanderbilt 1; Indiana 5, San Diego 3. **Second Round:** Florida 5, LSU 0; California 5, William & Mary 2; Georgia 5, South Carolina 0; Duke 5, Arizona 1; UCLA 5, Wake Forest 1; Stanford 5, Pepperdine 1; Arizona St. 5, Southern California 2; Texas 5, Indiana 1. **Quarterfinals:** Florida 5, California 0; Georgia 5, Duke 4; Stanford 5, UCLA 4; Texas 5, Arizona St. 1. **Semifinals:** Florida 5, Georgia 0; Texas 5, Stanford 1. **Championship:** Texas 5, Florida 4.

1996 Regionals: East—William & Mary 5, Seton Hall 0; Virginia 5, Pennsylvania 1; Cornell 5, Maryland 2; Harvard 5, Virginia Tech 2; William & Mary 5, Virginia 0; Harvard 5, Cornell 3; William & Mary 5, Harvard 2 (William & Mary advances). **Central**—Kansas 5, Boise St. 0; Kansas St. 5, Utah 0; Oklahoma St. 5, New Mexico 1; Oklahoma 5, Colorado 4; Kansas 5, Kansas St. 4; Oklahoma St. 5, Oklahoma 4; Oklahoma St. 5, Kansas 4 (Oklahoma St. advances). **Midwest**—Mississippi 5, Purdue 1; Minnesota 6, Ohio St. 0; Michigan 5, Indiana 4; Northwestern 5, Illinois 1; Mississippi 5, Minnesota 2; Northwestern 5, Michigan 0; Mississippi 5, Northwestern 2 (Mississippi advances). **Southeast**—South Carolina 5, Florida St. 2; Clemson 5, South Ala. 3; Georgia 5, Miami (Fla.) 2; Tennessee 5, Auburn 0; Clemson 5, South Carolina 4; Georgia 5, Tennessee 3; Clemson 5, Georgia 4 (Clemson advances). **Southwest**—Vanderbilt 5, TCU 1; LSU 5, Rice 3; Arkansas 5, Southern Methodist 1; Texas A&M 5, Baylor 1; Vanderbilt 5, LSU 2; Texas A&M 5, Arkansas 3; Vanderbilt 5, Texas A&M 3 (Vanderbilt advances). **West**—Pepperdine 6, UC Santa Barb. 0; California 5, San Diego 1; Arizona St. 5, San Diego St. 4; Southern California 6, Fresno St. 1; California 5, Pepperdine 1; Southern California 5, Arizona St. 3; Southern California 5, California 2 (Southern California advances). **First Round:** Notre Dame 5, Brigham Young 0; Stanford 5, Clemson 1; Duke 5, Southern California 2; Texas 5, William & Mary 4; Florida 5, Oklahoma St. 0; Wisconsin 5, Wake Forest 3; Arizona 5, Mississippi 0; UCLA 5, Vanderbilt 3. **Quarterfinals:** Stanford 5, Notre Dame 1; Duke 5, Texas 4; Florida 5, Wisconsin 0; UCLA 5, Arizona 2. **Semifinals:** Stanford 5, Duke 2; Florida 5, UCLA 1. **Championship:** Florida 5, Stanford 2.

1997 Regionals: East—William & Mary 5, Richmond 0; Brown 5, Virginia Tech 2; Harvard 5, Virginia 0; Alabama 5, Boston College 0; William & Mary 5, Brown 0; Harvard 5, Alabama 4; William & Mary 5, Harvard 3 (William & Mary advances). **Central**—Mississippi 5, Oklahoma 0; Brigham Young 5, New Mexico 3; Kansas 5, Colorado 4; Arkansas 5, Utah 0; Mississippi 5, Brigham Young 0; Arkansas 5, Kansas 1; Mississippi 5, Arkansas 1 (Mississippi advances). **Midwest**—South Carolina 5, Marquette 3; Indiana 4, Minnesota 2; Wisconsin 5, Northwestern 1; Notre Dame 5, Illinois 3; South Carolina 5, Indiana 2; Wisconsin 5, Notre Dame 2; Wisconsin 5, South Carolina 3 (Wisconsin advances). **Southeast**—South Ala. 5, Kentucky 0; Miami (Fla.) 5, South Fla. 4; Michigan 5, Central Fla. 0; Vanderbilt 5, Florida St. 0; South Ala. 5, Vanderbilt 4; Michigan 5, Miami (Fla.) 3; Michigan 5, South Ala. 4 (Michigan advances). **Southwest**—Tennessee 5, Baylor 1; Houston 5, TCU 3; Texas A&M 5, Rice 3; LSU 5, Tulane 1; Tennessee 5, Houston 0; LSU 5, Texas A&M 0; Tennessee 5, LSU 2 (Tennessee advances). **West**—Pepperdine 5, Washington 1; San Diego St. 5, Oregon 2; Southern California 5, Fresno St. 2; San Diego 5, UNLV 4; Pepperdine 5, San Diego St. 2; Southern California 5, San Diego 1; Pepperdine 5, Southern California 2 (Pepperdine advances). **First Round:** Florida 5, Michigan 0; UCLA 5, Tennessee 0; Arizona St. 5, Mississippi 1; Duke 5, Pepperdine 0; Texas 5, Arizona 0; California 5, Wake Forest 2; William & Mary 5, Georgia 0; Stanford 5, Wisconsin 0. **Quarterfinals:** Florida 5, Arizona St. 1; Duke 5, California 0; Texas 5, UCLA 2; Stanford 6, William & Mary 0. **Semifinals:** Florida 5, Texas 1; Stanford 5, Duke 1. **Championship:** Stanford 5, Florida 1.

1998 Regionals: East—William & Mary 5, Richmond 1; Virginia Tech 5, Harvard 2; Va. Commonwealth 5, Virginia 2; Kentucky 5, Maryland 3; William & Mary 5, Virginia Tech 1; Va. Commonwealth 5, Kentucky 2; William & Mary 5, Va. Commonwealth 3 (William & Mary advances). **Central—**Arizona 6, Boise St. 0; Colorado 5, Utah 1; New Mexico 5, Kansas St. 3; Kansas 5, Oklahoma 2; Kansas 5, New Mexico 3; Arizona 5, Colorado 1; Kansas 5, Arizona 2 (Kansas advances). **Midwest—**UCLA 5, Marquette 2; Indiana 5, Purdue 3; Wisconsin 5, Michigan 2; Notre Dame 6, Northwestern 2; UCLA 5, Indiana 0; Notre Dame 5, Wisconsin 2; UCLA 5, Notre Dame 1 (UCLA advances). **Southeast—**Vanderbilt 6, Florida St. 0; South Carolina 5, North Carolina St. 2; South Ala. 5, South Fla. 2; Tennessee 5, Clemson 0; Vanderbilt 5, South Carolina 0; Tennessee 5, South Ala. 3; Tennessee 5, Vanderbilt 3 (Tennessee advances). **Southwest—**Arkansas 5, Rice 0; Houston 5, Texas A&M 2; LSU 5, Baylor 0; Miami (Fla.) 5, TCU 3; Arkansas 5, Houston 0; LSU 5, Miami (Fla.) 3; Arkansas 5, LSU 2 (Arkansas advances). **West—**

Pepperdine 5, Fresno St. 0; UNLV 5, Washington St. 1; San Diego St. 5, San Diego 2; Southern California 5, Washington 4; Pepperdine 5, UNLV 2; Southern California 5, San Diego St. 1; Pepperdine 5, Southern California 1 (Pepperdine advances). **First Round:** Florida 5, Pepperdine 2; Texas 5, UCLA 0; William & Mary 5, California 3; Georgia 5, Kansas 3; Duke 5, Arkansas 1; Mississippi 5, Arizona St. 1; Wake Forest 5, Brigham Young 4; Stanford 6, Tennessee 0. **Quarterfinals:** Florida 5, Texas 0; Georgia 5, William & Mary 2; Duke 6, Mississippi 0; Stanford 5, Wake Forest 2. **Semifinals:** Florida 5, Georgia 1; Duke 5, Stanford 4. **Championship:** Florida 5, Duke 1.

1999 Regionals: At Florida—Florida 5, Bethune-Cookman 0; Arizona 5, Auburn 1; Florida 5, Arizona 1. (Florida advances.) **At Vanderbilt—**Vanderbilt 6, Loyola (Md.) 0; Kentucky 5, Tulane 4; Vanderbilt 5, Kentucky 0. (Vanderbilt advances.) **At UCLA—**UCLA 5, Western Mich. 0; South Ala. 5, Colorado 0; South Ala. 5, UCLA 2. (South Ala. advances.) **At Pepperdine—**Pepperdine 5, Boston U. 0; LSU 5, Ohio St. 2; Pepperdine 5, LSU 1. (Pepperdine advances.) **At Mississippi—**Mississippi 5, Maryland 0; North Carolina 5, Washington 4; Mississippi 5, North Carolina 1. (Mississippi advances.) **At William & Mary—**William & Mary 6, UMBC 0; Fresno St. 7, Harvard 2; Fresno St. 5, William & Mary 3. (Fresno St. advances.) At New Mexico—Duke 5, Oral Roberts 0; Kansas 5, New Mexico 3; Duke 5, Kansas 0. (Duke advances.) **At Notre Dame—**Notre Dame 9, Ill.-Chicago 0; Iowa 5, Florida St. 4; Iowa 5, Notre Dame 4. (Iowa advances.) **At Arizona St.—**Northwestern 5, Illinois 3; Arizona St. 6, Northern Ariz. 0; Arizona St. 5, Northwestern 2. (Arizona St. advances.) **At California—**Marquette 5, San Diego St. 1; California 5, Army 0; California 5, Marquette 1. (California advances.) **At South Carolina—**Wake Forest 5, Virginia Tech 0; South Carolina 5, Furman 1; South Carolina 5, Wake Forest 2. (South Carolina advances.) **At Georgia—**Mississippi St. 6, Washington St. 0; Georgia 5, Central Fla. 0; Georgia 5, Mississippi St. 0. (Georgia advances.) **At Southern California—**San Diego 5, Minnesota 1; Southern California 6, Drake 0; Southern California 5, San Diego 1. (Southern California advances.) **At Texas—**Miami (Fla.) 5, Baylor 1; Texas 5, Texas-Arlington 0; Miami (Fla.) 5, Texas 4. (Miami [Fla.] advances.) **At Tennessee—**Wisconsin 5, Arkansas 4; Tennessee 5, Tennessee Tech 0; Tennessee 5, Wisconsin 2. (Tennessee advances.) **At Stanford—**Oregon 5, South Fla. 1; Stanford 5, Pacific (Cal.) 0; Stanford 5, Oregon 0. (Stanford advances.) **Round of 16:** Florida 5, Vanderbilt 0; South Ala. 5, Pepperdine 2; Mississippi 5, Fresno St. 1; Duke 5, Iowa 0; California 5, Arizona St. 4; Georgia 5, South Carolina 1; Southern California 5, Miami (Fla.) 4; Stanford 5, Tennessee 1. **Quarterfinals:** Florida 5, South Ala. 0; Duke 5, Mississippi 0; California 5, Georgia 4; Stanford 5, Southern California 1. **Semifinals:** Florida 5, Duke 2; Stanford 5, California 1. **Championship:** Stanford 5, Florida 2.

2000 First Round: Stanford 6, Weber St. 0; Clemson 5, Fresno St. 3; Northwestern 5, Oral Roberts 0; Tulsa 5, Minnesota 3; UCLA 6, Boston U. 0; Georgia Tech 5, Washington 3; Texas 5, Texas-Arlington 0; Baylor 5, Indiana 1; Wake Forest 5, Virginia Tech 0; San Diego St. 5, South Fla. 0; William & Mary 5, Loyola (Md.) 0; Tennessee 5, Princeton 1; California 6, Pacific (Cal.) 0; Texas A&M 5, Kentucky 4; Vanderbilt 5, Alcorn St. 0; TCU 5, Va. Commonwealth 1; Arizona 5, New Mexico 2; Southern California 5, UMBC 0; LSU 5, Iowa 3; Pepperdine 5, Drake 0; Mississippi 5, Middle Tenn. 1; South Ala. 5, Central Fla. 0; Mississippi St. 5, Oregon 0; Arizona St. 6, Army 0; Arkansas 5, North Carolina 2; Duke 5, Winthrop 0; South Carolina 5, Western Mich. 1; Notre Dame 5, Ill.-Chicago 0; Florida St. 5, Illinois 3; Florida 5, Bethune Cookman 0. **Second Round:** Stanford 5, Fresno St. 1 (Stanford advances). Northwestern 5, Tulsa 0 (Northwestern advances). UCLA 6, Georgia Tech 0 (UCLA advances). Texas 5, Baylor 0 (Texas advances). Wake Forest 5, San Diego St. 0 (Wake Forest advances). Tennessee 5, William & Mary 3 (Tennessee advances). California 5, Texas A&M 0 (California advances). Vanderbilt 6, Va. Commonwealth 0 (Vanderbilt advances). Southern California 5, Arizona 2 (Southern California advances). LSU 5, Pepperdine 4 (LSU advances). South Ala. 5, Mississippi 4 (South Ala. advances). Ohio St. 5, Miami (Fla.) 3; Georgia 5, Furman 0; Georgia 5, Ohio St. 0 (Georgia advances). Arizona St. 6, Mississippi St. 0 (Arizona St. advances). Duke 5, Arkansas 0 (Duke advances). Notre Dame 5, South Carolina 1 (Notre Dame advances). Florida 5, Florida St. 0 (Florida advances). **Round of 16:** Southern California 5, LSU 2; Georgia 5, South Ala. 1; Florida 5, Notre Dame 0; Arizona St. 5, Duke 2; California 5, Vanderbilt 1; Wake Forest 5, Tennessee 0; Stanford 5, Northwestern 1; UCLA 5, Texas 2. **Quarterfinals:** Florida 5, Arizona St. 3; Georgia 5, Southern California 1; Stanford 5, UCLA 0; California 5, Wake Forest 4. **Semifinals:** Georgia 5, Florida 2; Stanford 5, California 0. **Championship:** Georgia 5, Stanford 4.

2001 First Round: Stanford 4, Boston U. 0; Mississippi 4, LSU 1; Oklahoma St. 4, Oral Roberts 0; Wake Forest 4, Illinois St. 0; Arizona St. 4, Massachusetts 0; South Carolina 4, Florida St. 2; California 4, Loyola (Md.) 0; North Carolina 4, Iowa 1; Florida 4, Bethune-Cookman 0; Arkansas 4, Miami (Fla.) 1; Notre Dame 4, Eastern Mich. 0; Tulane 4, Texas A&M 3; Tennessee 4, Furman 0; Washington St. 4, Indiana 0; Washington 4, Army 0; Illinois 4, Va. Commonwealth 2; UCLA 4, Georgia Tech 3; Fresno St. 4, Cal St. Northridge 1; Florida Int'l 4, Penn St. 0; Vanderbilt 4, Murray St. 0; TCU 4, Boise St. 0; Texas 4, Alcorn St. 0; Alabama 4, Brigham Young 2; Duke 4, Campbell 0; South Ala. 4, Old Dominion 3; Southern California 4, UMBC 0; Kentucky 4, Virginia 0; Northwestern 4, Ill.-Chicago 0; Pennsylvania 4, Pepperdine 3; Baylor 4, Texas-Arlington 0; Mississippi St. 4, Ohio St. 3; Georgia 4, Coastal Caro. 0. **Second Round:** Stanford 4, Mississippi 0; Wake Forest 4, Oklahoma St. 3; Arizona St. 4, South Carolina 2; California 4, North Carolina 1; Florida 4, Arkansas 0; Notre Dame 4, Tulane 0; Tennessee 4, Washington St. 0; Washington 4, Illinois 0; UCLA 4, Fresno St. 3; Vanderbilt 4, Florida Int'l 0; Texas 4, TCU 1; Duke 4, Alabama 0; Southern California 4, South Ala. 1; Northwestern 4, Kentucky 1; Baylor 4, Pennsylvania 0; Georgia 4, Mississippi St. 0. **Round of 16:** Stanford 4, Wake Forest 0; Arizona St. 4, California 2; Florida 4, Notre Dame 1; Washington 4, Tennessee 3; Vanderbilt 4, UCLA 1; Duke 4, Texas 2; Southern California 5, Northwestern 1; Georgia 5, Baylor 0. **Quarterfinals:** Stanford 4, Arizona St. 0; Florida 4, Washington 0; Vanderbilt 4, Duke 1; Georgia 4, Southern California 0. **Semifinals:** Stanford 4, Florida 0; Vanderbilt 4, Georgia 2. **Championship:** Stanford 4, Vanderbilt 0

2002 First Round: Miami (Fla.) 4, Florida Int'l 2; Florida 4, UCF 0; Northwestern 4, Ill.-Chicago 0; Wisconsin 4, Notre Dame 2; Wake Forest 4, American 0; Clemson 4, William & Mary 3; Texas 4, Texas-San Antonio 0; TCU 4, Texas A&M 1; Vanderbilt 5, Murray St. 0; Auburn 4, Indiana 3; Tennessee 4, Marshall 0; Alabama 4, Ohio St. 0; Pennsylvania 4, Richmond 0; Duke 4, UMBC 0; South Carolina 4, Hampton 1; Va. Commonwealth 4, Florida St. 0; Arizona 4, San Diego St. 3; Arizona St. 4, Southwest Mo. St. 0; Furman 4, LSU 1; North Carolina 5, Loyola (Md.) 0; Georgia Tech 4, Michigan 2; Kentucky 4, Boston U. 0; Pepperdine 4, Long Beach St. 1; Stanford 4, Sacramento St. 0; Oregon 4, UNLV 2; Southern California 5, Oral Roberts 0; Washington 4, Loyola Marymount 0; UCLA 4, Southern U. 0; Fresno St. 4, Washington St. 0; California 4, Brigham Young 0; South Ala. 4, Mississippi 0; Georgia 4, Winthrop 0. **Second Round:** Florida 4, Miami (Fla.) 0; Northwestern 4, Wisconsin 0; Wake Forest 4, Clemson 1; Texas 4, TCU 2; Vanderbilt 4, Auburn 0; Tennessee 4, Alabama 0; Duke 4, Pennsylvania 0; Va. Commonwealth 4, South Carolina 1; Arizona St. 4, Arizona 0; North Carolina 4, Furman 0; Kentucky 4, Georgia Tech 1; Stanford 4, Pepperdine 0; Southern California 4, Oregon 0; UCLA 4, Washington 1; California 4, Fresno St. 1; Georgia 4, South Ala. 3. **Round of 16:** North Carolina 4, Arizona St. 1; Stanford 5, Kentucky 1; UCLA 5, Southern California 1; Georgia 4, California 1; Tennessee 4, Vanderbilt 2; Va. Commonwealth 4, Duke 3; Florida 4, Northwestern 1; Wake Forest 4, Texas 2. **Quarterfinals:** Georgia 4, UCLA 2; Stanford 4, North Carolina 1; Florida 4, Wake Forest 0; Tennessee 4, Va. Commonwealth 3. **Semifinals:** Stanford 4, Georgia 0; Florida 4, Tennessee 1. **Championship:** Stanford 4, Florida1

2003 First Round: Stanford 4, La.-Monroe 0; Michigan 4, Colorado 0; Harvard 4, Oklahoma St. 1; Arizona 4, Niagara 0; Alabama 4, Oklahoma 0; Georgia 4, UMBC 0; Kentucky 4, Hampton 0; Miami (Fla.) 4, Purdue 1; Texas A&M 4, LSU 0; California 4, Army 0; North Carolina 4, Col. of Charleston 0; Clemson 4, Baylor 1; Southern California 4, Sacramento St. 0; Georgia Tech 4, Cal Poly 0; Kansas St. 4, Northwestern 1; Va. Commonwealth 4, Illinois St. 0; UCLA 4, IUPUI 0; Pepperdine 4, Minnesota 3; Washington 4, Southern U. 0; Illinois 4, UNLV 1; William & Mary 4, Temple 0; Duke 4, Winthrop 0; South Carolina 4, Pennsylvania 3; Vanderbilt 4, Boston U. 0; Notre Dame 4, Missouri 1; Tennessee 4, Murray St. 0; Virginia 4, Ohio St. 0; Arizona St. 4, Ill.-Chicago 0; Fresno St. 4, San Diego St. 0; Florida 4, Fla. Atlantic 0; Tulane 4, Texas 0. **Second Round:** Stanford 4, Michigan 0; Harvard 4, Arizona 3; Georgia 4, Alabama 1; Kentucky 4, Miami (Fla.) 3; California 4, Texas A&M 0; North Carolina 4, Clemson 1; Southern California 4, Georgia Tech 0; Kansas St. 4, Va. Commonwealth 2; UCLA 4, Pepperdine 1; Washington 4, Illinois 0; South Ala. 4, Marshall 2; William & Mary 4, South Ala. 1; Duke 4, South Carolina 0; Vanderbilt 4, Notre Dame 0; Tennessee 4, Virginia 1; Arizona St. 4, Fresno St. 2; Florida 4, Tulane 1. **Round of 16:** UCLA 4, Washington 3; Duke 5, William & Mary 0; Vanderbilt 4, Tennessee 3; Florida 4, Arizona St. 0; Stanford 4, Harvard 0; Georgia 4, Kentucky 0; California 4, North Carolina 1; Southern California 4, Kansas St. 0. **Quarterfinals:** Duke 4, UCLA 0; Florida 4, Vanderbilt 0; Stanford 4, Georgia 0; California 4, Southern California 1. **Semifinals:** Florida 4, Duke 1; Stanford 4, California 1. **Championship:** Florida 4, Stanford 3.

Tennis

DIVISION II

2003 Championship

Edited by Marty Benson.

Highlights

No Rebuilding Here: Defending champion Brigham Young-Hawaii downed Barry, 5-3, for its fourth title in five years.

The Seasiders' title defense started in doubles play. Adrienn Hegedus and Judy Weng, along with Anna Anikanova and Amy Sun, gave Brigham Young-Hawaii its first two points. Barry took the last doubles point behind Valeria Papandrea and Greta Trotman. In singles, Hegedus shut out Barry's Conny Grunes, 6-0, 6-0, at the No. 1 slot. Gurianna Korinihona followed suit with a quick win against Carole Steinhauser at No. 6 singles.

The Seasiders finished the season 37-0. They have won 169 of their last 170 matches. The championship, coupled with that of the school's men's team, makes Brigham Young-Hawaii the first Division II school to repeat in both events in the same year.

Photo by Stephen Howland/NCAA Photos

Judy Weng of BYU-Hawaii won No. 2 singles and was part of the victorious No. 1 doubles duo in the title match.

Team Results

EAST REGIONAL-MAY 2-3

AT BLOOMSBURG, PENNSYLVANIA

Bloomsburg 5, Calif. (Pa.) 1
Doubles: No. 1-Erin Bartsch-Miranda Campbell, Bloomsburg def. Kylie Corsi-Catalina Martinez, Calif. (Pa.), 8-1; No. 2-Olga Gonzalez-Linda Escobedo, Calif. (Pa.) def. Julianne Bramante-Lindsey Wyckoff, Bloomsburg, 8-6; No. 3-Lauren Colfer-Brande Hansteen, Bloomsburg def. Renee James-Daniella Zevallos, Calif. (Pa.), 8-5.
Singles: No. 1-Bartsch, Bloomsburg def. Corsi, Calif. (Pa.), 6-1, 6-1; No. 2-Campbell, Bloomsburg def. Gonzalez, Calif. (Pa.), 6-3, 6-2; No. 3-Suspended; No. 4-Suspended; No. 5-Suspended; No. 6-Hansteen, Bloomsburg def. Zevallos, Calif. (Pa.), 6-0, 6-3.

Millersville 5, Stonehill 0
Doubles: No. 1-Kristina Eger-Hilary Cornelius, Millersville def. Anna Walsh-Ashley Todd, Stonehill, 8-1; No. 2-Kate Opilo-Lisa Spatz, Millersville def. Kristen McManus-Heather Dragon, Stonehill, 8-2; No. 3-Allison Brewer-Tiffany Callaio, Millersville def. Susan Noblin-Elizabeth Conway, Stonehill, 8-2.
Singles: No. 1-Suspended; No. 2-Suspended; No. 3-Opilo, Millersville def. Walsh, Stonehill, 6-1, 6-1; No. 4-Suspended; No. 5-Suspended; No. 6-Natalie Barner, Millersville def. Noblin, Stonehill, 6-0, 6-1.

Bloomsburg 5, Millersville 1
Doubles: No. 1-Erin Bartsch-Miranda Campbell, Bloomsburg def. Kristina Eger-Hilary Cornelius, Millersville, 8-5; No. 2-Julianne Bramante-Lindsey Wyckoff, Bloomsburg def. Kate Opilo-Lisa Spatz, Millersville, 8-2; No. 3-Allison Brewer-Tiffany Callaio, Millersville def. Lauren Colfer-Brandee Hansteen, Bloomsburg, 9-8.
Singles: No. 1-Suspended; No. 2-Suspended; No. 3-Bramante, Bloomsburg def. Opilo, Millersville, 6-3, 6-4; No. 4-Suspended; No. 5- Colfer, Bloomsburg def. Callaio, Millersville, 6-4, 6-3; No. 6- Hansteen, Bloomsburg def. Natalie Barner, Millersville, 6-0, 6-2.

AT SLIPPERY ROCK, PENNSYLVANIA

Slippery Rock 5, Bentley 0
Doubles: No. 1-Ashley Michaux-Christy Michaux, Slippery Rock def. Kristen Makowski-Aimee Cavanaugh, Bentley, 8-2; No. 2-Jessie Bungo-Ella Reilly, Slippery Rock def. Michell Robbat-Emily Pollak, Bentley, 8-1; No. 3-Kelly Anderson-Justine Miller, Slippery Rock def. Cristin Caufield-Laura Beaver, Bentley, 8-0.
Singles: No. 1-Suspended; No. 2-Suspended; No. 3-Michaux, Slippery Rock def. Pollak, Bentley, 6-0, 6-0; No. 4-Suspended; No. 5-Anderson, Slippery Rock def. Caufield, Bentley, 6-3, 6-1; No. 6- Suspended.

Indiana (Pa.) 5, Queens (N.Y.) 2
Doubles: No. 1-Jackie Kulp-Jenna McConnell, Indiana (Pa.) def. Karen Chang-Juliette Apostolo, Queens (N.Y.), 9-8; No. 2-Corina Popescu-Erin Maragodakis, Queens (N.Y.) def. Carla Goodman-Laura DeBerardinis, Indiana (Pa.), 8-6; No. 3-Lynn Posteraro-Aurora Ellerbach, Indiana (Pa.) def. Tina Shumlevich-Kathryn Baldwin, Queens (N.Y.), 8-6.
Singles: No. 1-Kulp, Indiana (Pa.) def. Chang, Queens (N.Y.), 6-2, 6-2; No. 2-Suspended; No. 3-Popescu, Queens (N.Y.) def. Ellerbach, Indiana (Pa.), 6-2, 6-2; No. 4-Suspended; No. 5-Posteraro, Indiana (Pa.) def. Shumlevich, Queens (N.Y.), 6-2, 6-3; No. 6-Mary Pierandozzi, Indiana (Pa.) def. Baldwin, Queens (N.Y.), 6-2, 6-1.

Slippery Rock 5, Indiana (Pa.) 0
Doubles: No. 1-Ashley Michaux-Christy Michaux, Slippery Rock def. Jackie Kulp-Jenna McConnell, Indiana (Pa.), 8-1; No. 2-Jessie Bungo-Ella Reilly, Slippery Rock def. Carla Goodman-Laura DeBerardinis, Indiana (Pa.), 8-0; No. 3-Kelly Anderson-Justine Miller, Slippery Rock def. Lynn Posteraro-Aurora Ellerbach, Indiana (Pa.), 8-0.
Singles: No. 1-Suspended; No. 2-Reilly, Slippery Rock def. McConnell, Indiana (Pa.), 6-0, 6-1; No. 3-Suspended; No. 4-A. Michaux, Slippery Rock def. Goodman, Indiana (Pa.), 6-2, 6-0; No. 5-Suspended; No. 6-Suspended.

MID-ATLANTIC REGIONAL-MAY 3-4

AT SAVANNAH, GEORGIA

Armstrong Atlantic 5, Columbus St. 1
Doubles: No. 1-Zsofi Golopencza-Laura Peaty, Armstrong Atlantic def. Suzanne Visagie-Marianne Berry, Columbus St., 8-1; No. 2-Manuela Emmrich-Caroline Grage, Armstrong Atlantic def. Stacie Faurot-Natasha Stoop, Columbus St., 8-6; No. 3-Alejandra Aguilar-Gemma Vaughan, Armstrong Atlantic def. Shannon Johnson-Jessica Spencer, Columbus St., 8-4.
Singles: No. 1- Golopencza, Armstrong Atlantic def. Visagie, Columbus St., 6-0, 6-0; No. 2-Suspended; No. 3-Suspended; No. 4-Grage, Armstrong Atlantic def. Spencer, Columbus St., 6-1, 6-0; No. 5-Suspended; No. 6-Stacie Faurot, Columbus St. def. Aguilar, Armstrong Atlantic, by default.

North Fla. 5, Pfeiffer 0
Doubles: No. 1-Liliana Liun Hung-Camila Sagae, North Fla. def. Nona Wagh-Leslie Watts, Pfeiffer, 8-2; No. 2-Erika Hirth-Allison Davidson, North Fla. def. Tanya Clontz-Jennifer Isenhour, Pfeiffer, 8-1; No. 3-Melody Le Goff-Julie Stoppelli, North Fla. def. Kaci Craver-Kerry Felstead, Pfeiffer, 8-2.
Singles: No. 1-Suspended; No. 2-Davidson, North Fla. def. Felstead, Pfeiffer, 6-0, 6-0; No. 3-Hung, North Fla. def. Watts, Pfeiffer, 6-3, 6-1; No. 4-Suspended; No. 5-Suspended; No. 6-Suspended.

Armstrong Atlantic 5, North Fla. 0
Doubles: No. 1-Zsofi Golopencza-Laura Peaty, Armstrong Atlantic def. Liliana Liun Hung-Camila Sagae, North Fla., 8-4: No. 2-Manuela Emmrich-Caroline Grage, Armstrong Atlantic def. Erika Hirth-Allison Davidson, North Fla., 8-4; No. 3-Alejandra Aguilar-Gemma Vaughan, Armstrong Atlantic def. Melody Le Goff-Julie Stoppelli, North Fla., 8-5.
Singles: No. 1-Golopencza, Armstrong Atlantic def. Sagae, North Fla., 6-2, 6-2; No. 2-Suspended; No. 3-Suspended; No. 4-Grage, Armstrong Atlantic def. Hirth, North Fla., 6-2, 6-1; No. 5-Suspended; No. 6-Suspended.

AT MILLEDGEVILLE, GEORGIA-MAY 2-3

GC&SU 9, Fayetteville St. 0
Doubles: No. 1-Luiza Biktyakova-Mia Paavilainen, GC&SU def. Mary Cherry-Brahsheedah Elohim, Fayetteville St., 8-1; No. 2-Caroline Lefevre-Anna Shchupak, GC&SU def. Keli Campbell-Roshawannah Clark, Fayetteville St., 8-0; No. 3-Annika Persson-Kremena Vassileva, GC&SU def. Annette Jackson-Christa Leggette, Fayetteville St., 8-1.
Singles: No. 1-Biktyakova, GC&SU def. Cherry, Fayetteville St., 6-0; 6-0; No. 2-Lefevre, GC&SU def. Clark, Fayetteville St., 6-1, 6-1; No. 3-Paavilainen, GC&SU def. Elohim, Fayetteville St., 6-0, 6-0; No. 4-Shchupak, GC&SU def. Jackson, Fayetteville St., 6-1, 6-0; No. 5-Persson, GC&SU def. Campbell, Fayetteville St., 6-0, 6-0; No. 6-Vassileva, GC&SU def. Sheryl Adams, Fayetteville St., 6-0, 6-1.

Kennesaw St. 5, S.C.-Spartanburg 3
Doubles: No. 1-Zarah DeSilva-Marcela Gonzalez, S.C.-Spartanburg def. Laura Puch-Carolyn Ward, Kennesaw St., 8-3; No. 2-Kamilla Rodriguez-Loraine Rosmuller, Kennesaw St. def. Nina Lesnanska-Martina Stoklaskova, S.C.-Spartanburg, 8-1; No. 3-Kristina Ribicic-Paloma Castillo, S.C.-Spartanburg def. Jessica Fischetti-Mari Rubert, Kennesaw St., 8-3.
Singles: No. 1-Puch, Kennesaw St. def. Gonzalez, S.C.-Spartanburg, 6-1, 6-1; No. 2-Rosmuller, Kennesaw St. def. Stoklaskova, S.C.-Spartanburg, 6-0, 6-1; No. 3-Suspended; No. 4-Rubert, Kennesaw St. def. Castillo, S.C.-Spartanburg, 7-5, 6-3; No. 5-Lesnanska, S.C.-Spartanburg def. Rodriguez, Kennesaw St., 6-1, 6-3; No. 6-Megan George, Kennesaw St. def. Ribicic, S.C.-Spartanburg, 6-4, 6-2.

GC&SU 5, Kennesaw St. 0
Doubles: No. 1-Luiza Biktyakova-Mia Paavilainen, GC&SU def. Laura Puch-Carolyn Ward, Kennesaw St., 8-1; No. 2-Caroline Lefevre-Anna Shchupak, GC&SU def. Kamilla Rodriguez-Loraine Rosmuller, Kennesaw St., 8-5; No. 3-Annika Persson-Kremena Vassileva, GC&SU def. Jessica Fischetti-Mari Rubert, Kennesaw St., 8-0.
Singles: No. 1-Suspended; No. 2-Suspended; No. 3-Paavilainen, GC&SU def. Fischetti, Kennesaw St., 6-0, 6-0; No. 4-Suspended; No. 5-Persson, GC&SU def. Rodriguez, Kennesaw St., 6-1, 6-0; No. 6-Suspended.

SOUTHEAST REGIONAL-MAY 3-4

AT BOCA RATON, FLORIDA

Tusculum 5, Wingate 0
Doubles: No. 1-Lesley Murray-Maria Nevarez, Tusculum def. Allison Abell-Katy Judah, Wingate, 8-3; No. 2-Gabriela Mora-Courtney Loudenslager, Tusculum def. Erin Donovan-Courtney Luce, Wingate, 8-2; No. 3-Claudia Bolivar-Jobria McCracken, Tusculum def. Sara King-Lauren Whan, Wingate, 8-4.
Singles: No. 1-Suspended; No. 2-Suspended; No. 3-Nevarez, Tusculum def. Donovan, Wingate, 6-2, 6-0; No. 4-Suspended; No. 5-Suspended; No. 6-McCracken, Tusculum def. April Walton, Wingate, 6-2, 6-2.

Lynn 5, Tusculum 0
Doubles: No. 1-Marie Barbier-Kristina Triska, Lynn def. Lesley Murray-Maria Nevarez, Tusculum, 8-3; No. 2-Monika Mastalirova-Bucke Yavuz, Lynn def. Claudia Bolivar-Gabriela Mora, Tusculum, 8-2; No. 3-Dina Bajramovic-Monse Palacios, Lynn def. Allison Stevens-Jobria McCracken, Tusculum, 8-0.
Singles: No. 1-Suspended; No. 2-Mastalirova, Lynn def. Bolivar, Tusculum, 6-0, 6-0; No. 3-Suspended; No. 4-Suspended; No. 5-Suspended; No. 6-Yavuz, Lynn def. Stevens, Tusculum, 6-0, 6-0.
Note: Lynn advanced to this match via bye.

AT MIAMI SHORES, FLORIDA

Rollins 5, Presbyterian 1
Doubles: No. 1-Vanessa Caddick-Carla Prieto, Rollins def. Rachel Key-Elise Netzler, Presbyterian, 8-0; No. 2-Lindsey Soffes-Frances Giron, Rollins def. Amanda Floyd-Taylor Lynch, Presbyterian, 8-1; No. 3-Allie Nichols-Jill Oppenheim, Rollins def. Anne Gilmore-Lauren Ingle, Presbyterian, 8-1.
Singles: No. 1-Caddick, Rollins def. Key, Presbyterian, 6-0, 6-1; No. 2-Suspended; No. 3-Nichols, Rollins def. Ingle, Presbyterian, 6-2, 6-3; No. 4-Suspended; No. 5-Suspended; No. 6-Gilmore, Presbyterian def. Suzie Aurelio, Rollins, 6-1, 6-1.

Barry 5, Rollins 2
Doubles: No. 1-Carla Prieto-Vanessa Caddick, Rollins def. Conny Grunes-Gizella Turbok, Barry, 9-7; No. 2-Victoria Courmes-Maria Lopez, Barry def. Lindsey Soffes-Frances Giron, Rollins, 8-2; No. 3-Allie Nichols-Jill Oppenheim, Rollins def. Greta Trotman-Valeria Papandrea, Barry, 8-3.
Singles: No. 1-Suspended; No. 2-Courmes, Barry def. Prieto, Rollins, 6-3, 6-2; No. 3-Turbok, Barry def. Soffes, Rollins, 6-0, 6-4; No. 4-Trotman, Barry def. Nichols, Rollins, 6-1, 6-3; No. 5-Suspended; No. 6-Papandrea, Barry def. Oppenheim, Rollins, 6-2, 6-1.
Note: Barry advanced to this match via bye.

SOUTH REGIONAL-MAY 2-3

AT PENSACOLA, FLORIDA

West Fla. 7, North Ala. 0
Doubles: No. 1-Pilar Cortez-Nicole Plikat, West Fla. def. Jennifer Miller-Flavia Rey de Castro, North Ala., 8-1; No. 2-Sabine Krawietz-Diana Olave, West Fla. def. Jennifer Davis-Brown-Ginger Rose, North Ala., 8-2; No. 3-Ilona Szalai-Eva Papastratides, West Fla. def. Blake Merchant-Alison Wells, North Ala., 8-1.
Singles: No. 1-Krawietz, West Fla. def. Rey de Castro, North Ala., 6-1, 6-1; No. 2-Plikat, West Fla. def. Miller, North Ala., 6-1, 6-1; No. 3-Szalai, West Fla. def. Davis-Brown, North Ala., 6-1, 6-0; No. 4-Papastratides, West Fla. def. Rose, North Ala., 6-0, 6-2; No. 5-Suspended; No. 6-Suspended.

Valdosta St. 5, Harding 0
Doubles: No. 1-Eva Petschnig-Annika Biro, Valdosta St. def. Marcella Chisaca-Carolina Banuelos, Harding, 8-1; No. 2-Natalie Drabova-Iris Staub, Valdosta St. def. Laura Tollett-Margareta Dujmovic, Harding, 8-2; No. 3-Claudia Hesse-Emily Miller, Valdosta St. def. Daniela Corales-Sara Campbell, Harding, 8-6.
Singles: No. 1-Petschnig, Valdosta St. def. Chisaca, Harding, 6-0, 6-1; No. 2-Suspended; No. 3-Biro, Valdosta St. def. Dujmovich, Harding, 6-0, 6-0; No. 4-Suspended; No. 5-Suspended; No. 6-Suspended.

West Fla. 5, Valdosta St. 1
Doubles: No. 1-Eva Petschnig-Annika Biro, Valdosta St. def. Pilar Cortez-Nicole Plikat, West Fla., 8-5; No. 2-Sabine Krawietz-Diana Olave, West Fla. def. Iris Staub-Natalie Drabova, Valdosta St., 8-1; No. 3-Ilona Szalai-Eva Papastratides, West Fla. def. Emily Miller-Claudia Hesse, Valdosta St., 8-0.
Singles: No. 1-Suspended; No. 2-Suspended; No. 3-Szalai, West Fla. def. Biro, Valdosta St., 6-0, 6-1; No. 4-Suspended; No. 5-Olave, West Fla. def. Francisca Osedumme, Valdosta St., 6-1, 6-1; No. 6- Cortez, West Fla. def. Hesse, Valdosta St., 6-1, 6-2.

AT ARKADELPHIA, ARKANSAS-MAY 2-3

Ouachita Baptist 5, Clark Atlanta 0
Doubles: No. 1-Victoria Domina-Brenda Magnetti, Ouachita Baptist def. Chanel Brown-Neiger Greene, Clark Atlanta, 8-5; No. 2-Helena Besovic-Carolina Lopez Ascarte, Ouachita Baptist def. Kamilah Smith-Autumn Williams, Clark Atlanta, 8-1; No. 3-Inga Ziemina-Sabrina Benitez, Ouachita Baptist def. Asha Brooks-Laurel Elliott, Clark Atlanta, 8-1.
Singles: No. 1-Suspended; No. 2-Suspended; No. 3-Magnetti, Ouachita Baptist def. Smith, Clark Atlanta, 6-0, 6-0; No. 4-Lopez Ascarte, Ouachita Baptist def. Elliott, Clark Atlanta, 6-1, 6-0; No. 5-Suspended; No. 6-Suspended.

Delta St. 5, Central Arkansas 3
Doubles: No. 1-Wendy Owen-Paula Ferguson, Delta St. def. Danijela Bogdanovic-Joral Parekh, Central Ark., 8-6; No. 2-Milica Radovic-Sanja Stankovic, Central Ark. def. Helene Thalamy-Natalie van Blerk, Delta St., 9-7; No. 3-Mindy Salas-Shani van der Merwe, Delta St. def. Heather Winston-Kirby Crowe, Central Ark., 8-0.
Singles: No. 1-Maja Kovacev, Central Ark. def. Owen, Delta St., 6-2, 6-3; No. 2-Radovic, Central Ark. def. van Blerk, Delta St., 6-4, 7-5; No. 3-van der Merwe, Delta St. def. Bogdanovic, Central Ark., 7-6 (2), 6-2; No. 4-Suspended; No. 5-Thalamy, Delta St. def. Stankovic, Central Ark., 6-1, 4-6, 6-1; No. 6-Salas, Delta St. def. Winston, Central Ark., 6-0, 6-0.

Ouachita Baptist 5, Delta St. 1
Doubles: No. 1-Victoria Domina-Brenda Magnetti, Ouachita Baptist def. Wendy Owen-Paula Ferguson, Delta St., 8-5; No. 2-Helena Besovic-Carolina Lopez Ascarte, Ouachita Baptist def. Helena Thalamy-Natalie van Blerk, Delta St., 8-2; No. 3-Inga Ziemina-Sabrina Benitez, Ouachita Baptist def. Mindy Salas-Shani van der Merwe, Delta St., 8-3.
Singles: No. 1-Besovic, Ouachita Baptist def. van Blerk, Delta St., 6-3, 6-1; No. 2-Suspended; No. 3-Suspended; No. 4-Lopez Ascarte, Ouachita Baptist def. Thalamy, Delta St., 6-0, 6-0; No. 5-Suspended; No. 6-Yolanda Rogers, Delta St. def. Casey Danner, Ouachita Baptist, 7-5, 6-1.

GREAT LAKES REGIONAL-MAY 1-2

AT MIDLAND, MICHIGAN

Northwood 5, Lewis 0
Doubles: No. 1-Carina Kaempfer-Jenny Johansson, Northwood def. Liezl Mendoza-Anne Leary, Lewis, 8-0; No. 2-Aurelie Deridzard-Sara Smith, Northwood def. Tracy Reece-Alane Lezatte, Lewis, 8-2; No. 3-Kristina Bogdanovic-Fatima Arshad, Northwood def. Daphne Hill-Lauren Koveleski, Lewis, 8-1
Singles: No. 1-Kaempfer, Northwood def. Mendoza, Lewis, 6-0, 6-0; No. 2-Deridzard, Northwood def. Reece, Lewis, 6-0, 6-0; No. 3-Suspended; No. 4-Suspended; No. 5-Suspended; No. 6-Suspended.

Ferris St. 5, Indianapolis 2
Doubles: No. 1-Barbora Jilkova-Suzanne Batten, Ferris St. def. Grace Wilhoite-Gayal Jones, Indianapolis, 8-3; No. 2-Laura Schaefer-Rachel Prescott, Ferris St. def. Simmi Rani-Jessica Broadus, Indianapolis, 8-3; No. 3-Erin Giesler-Jeannette Gartner, Indianapolis def. Tessa Miller-Elena Blackman, Ferris St., 9-7.
Singles: No. 1- Jilkova, Ferris St. def. Wilhoite, Indianapolis, 6-4, 6-4; No. 2-Batten, Ferris St. def. Jones, Indianapolis, 6-0, 6-3; No. 3-Schaefer, Ferris St. def. Rani, Indianapolis, 6-0, 6-3; No. 4-Suspended; No. 5-Giesler, Indianapolis def. Blackman, Ferris St., 6-3, 6-3; No. 6-Suspended.

Northwood 5, Ferris St. 0
Doubles: No. 1-Carina Kaempfer-Jenny Johansson, Northwood def. Barbora Jilkova-Suzanne Batten, Ferris St., 9-7; No. 2-Aurelie Deridzard-Sara Smith def. Tessa Miller-Elena Blackman, Ferris St., 8-0; No. 3-Kristina Bogdanovic-Fatima Arshad, Northwood def. Laura Schaefer-Rachel Prescott, Ferris St., by default.
Singles: No. 1-Suspended; No. 2-Suspended; No. 3-Bogdanovic, Northwood def. Miller, Ferris St., 6-0, 6-1; No. 4-Suspended; No. 5-Suspended; No. 6-Smith, Northwood def. Laura Schaefer, Ferris St., by default.

AT MARQUETTE, MICHIGAN

Northern Mich. 5, West Liberty St. 2
Doubles: No. 1-Leanne McGhee-Carly Walker, West Liberty St. def. Anna Volquardsen-Kristin Koopmann, Northern Mich., 8-6; No. 2-Lavinia Janssen-Brooke Aronin, Northern Mich. def. Angie Schrock-Brandi Mooney, West Liberty St., 8-3; No. 3-Sabina van den Bor-Agata Gotowicz, Northern Mich. def. Rachel Burson-Calley Williams, West Liberty St., 8-5
Singles: No. 1-McGhee, West Liberty St. def. Volquardsen, Northern Mich. 6-3, 6-4; No. 2-Koopmann, Northern Mich. def. Schrock, West Liberty St., 7-5, 6-2; No. 3-Janssen, Northern Mich. def. Walker, West Liberty St. 4-6, 6-3, 6-0; No. 4-Suspended; No. 5-Suspended; No. 6-Heidi Ehlers, Northern Mich. def. Williams, West Liberty St., 6-0, 6-1.

Grand Valley St. 5, Southern Ind. 0
Doubles: No. 1-Laura Sukup-Nikki Fairchild, Grand Valley St. def. Emily Blinzinger-Ashley Rees, Southern Ind., 8-2; No. 2-Kellen Lynch-Marie Cameron, Grand Valley St. def. Nichole Freyberger-Kathleen Davis, Southern Ind., 8-0; No. 3-Alison Koopsen-Kim VanSprange, Grand Valley St. def. Kalie Ackerman-Jamie Carie, Southern Ind., 8-3.
Singles: No. 1-Suspended; No. 2-Suspended; No. 3-Koopsen, Grand Valley St. def. Freyberger, Southern Ind., 6-3, 6-3; No. 4-Lynch, Grand Valley St. def. Davis, Southern Ind., 6-2, 6-1; No. 5-Suspended; No. 6-Suspended.

Northern Mich. 5, Grand Valley St. 1
Doubles: No. 1-Laura Sukup-Nikki Fairchild, Grand Valley St. def. Anna Volquardsen-Kristin Koopmann, Northern Mich., 8-6: No. 2-Lavinia Janssen-Brooke Aronin, Northern Mich. def. Kellen Lynch-Marie

Cameron, Grand Valley St., 8-5; No. 3-Sabina van den Bor-Agata Gotowicz, Northern Mich. def. Alison Koopsen-Kim Van Sprange, Grand Valley St., 8-3.
Singles: No. 1-Volquardsen, Northern Mich. def. Cameron, Grand Valley St., 6-0, 6-1; No. 2-Suspended; No. 3-Suspended; No. 4-van den Bor, Northern Mich. def. Lynch, Grand Valley St., 6-2, 6-3; No. 5-Aronin, Northern Mich. def. Van Sprange, Grand Valley St., 6-0, 6-1; No. 6-Suspended.

CENTRAL REGIONAL-MAY 2-3

AT ABILENE, TEXAS

Midwestern St. 5, St. Edward's 4
Doubles: No. 1-Michelle Colaninni-Alicia Palacios, St. Edward's def. Tiffany Burgess-Kama Scott, Midwestern St., 8-3; No. 2-Vanessa Kelly-Bruna DeOliviera, St. Edward's def. Brooke Gray-Emilee Black, Midwestern St., 9-8; No. 3-Lacey Wuthrich-Jennifer Hays, Midwestern St. def. Sophia Adamson-Liz Mauer, St. Edward's, 8-3.
Singles: No. 1-Colaninni, St. Edward's def. Gray, Midwestern St., 6-3, 6-1; No. 2-Scott, Midwestern St. def. Palacios, St. Edward's, 0-6, 6-4, 10-7; No. 3-DeOliviera, St. Edward's def. Wuthrich, Midwestern St., 6-4, 6-3; No. 4-Black, Midwestern St. def. Kelly, St. Edward's, 3-6, 6-4, 6-3; No. 5-Hays, Midwestern St. def. Mauer, St. Edward's, 6-2, 7-6 (4); No. 6-Burgess, Midwestern St. def. Adamson, St. Edward's, 6-3, 6-3.

Abilene Christian 5, Tarleton St. 1
Doubles: No. 1-Kristin Chumley-Sarah Taweel, Abilene Christian def. Alicia Cummings-Rosa Diaz-Guzman, Tarleton St., 8-5; No. 2-Lacy Johnson-Rachel Taylor, Abilene Christian def. Lauren Barzilla-Corey Seward, Tarleton St., 8-3; No. 3-Kristina Sproat-Crystal Blazek, Tarleton St. def. Colleen Reynolds-Joy Israel, Abilene Christian, 9-8
Singles: No. 1-Suspended; No. 2-Suspended; No. 3-Johnson, Abilene Christian def. Diaz-Guzman, Tarleton St., 6-0, 6-1; No. 4-Reynolds, Abilene Christian def. Sproat, Tarleton St., 6-1, 6-4; No. 5-Ashley Hawk, Abilene Christian def. Blazek, Tarleton St., 6-3, 6-1; No. 6-Suspended.

Abilene Christian 5, Midwestern St. 0
Doubles: No. 1-Kristin Chumley-Sarah Taweel, Abilene Christian def. Tiffany Burgess-Kama Scott, Midwestern St., 8-4; No. 2-Rachel Taylor-Lacy Johnson, Abilene Christian def. Emilee Black-Brooke Gray, Midwestern St., 8-1; No. 3-Colleen Reynolds-Joy Israel, Abilene Christian def. Lacey Wuthrich-Jennifer Hays, Midwestern St., 8-4.
Singles: No. 1-Suspended; No. 2-Suspended; No. 3-Suspended; No. 4-Taweel, Abilene Christian def. Scott, Midwestern St., 6-0, 6-0; No. 5-Suspended; No. 6-Reynolds, Abilene Christian def. Wuthrich, Midwestern St., 6-3, 6-0.

AT TAHLEQUAH, OKLAHOMA

Northeastern St. 5, Eastern N.M. 0
Doubles: No. 1-Zorana Stefanovic-Neus Barbera, Northeastern St. def. Lisas Weinman-Bethanie Nix, Eastern N.M., 8-4; No. 2-Berit Itschert-Holly McKee, Northeastern St. def. Rhiannon Torrez-Janelle Sanchez, Eastern N.M., 8-3; No. 3-Maja Nesic-Jennie Howard, Northeastern St. def. Sarah Salazar-Erica Kelly, Eastern N.M., 8-4.
Singles: No. 1-Stefanovic, Northeastern St. def. Weinman, Eastern N.M., 6-2, 6-1; No. 2-Howard, Northeastern St. def. Kelly, Eastern N.M., 6-3, 6-0; No. 3-Suspended; No. 4-Suspended; No. 5-Suspended; No. 6-Suspended.

Drury 5, Cameron 1
Doubles: No. 1-Kara Sayle-Danielle Drury, Drury def. Esther Delgado-Jessica DeBlonk, Cameron, 8-6; No. 2-Madeley Ameerali-Kathleen White, Cameron def. Megan Fraser-Nina Jagasia, Drury, 8-6; No. 3-Anna King-Lina Benchecroun, Drury def. Carolina Vera-Karen Najbert, Cameron, 8-1.
Singles: No. 1-Benchecroun, Drury def. Delgado, Cameron, 6-0, 6-2; No. 2-Suspended; No. 3-Suspended; No. 4-Fraser, Drury def. Ameerali, Cameron, 6-0, 7-5; No. 5-Suspeneded; No. 6-King, Drury def. Lucy Zhdaneva, Cameron, 6-1, 6-1.

Northeastern St. 5, Drury 0
Doubles: No. 1-Zorana Stefanovic-Neus Barbera, Northeastern St. def. Kara Sayle-Danielle Drury, Drury, 8-0; No. 2-Berit Itschert-Holly McKee, Northeastern St. def. Megan Fraser-Nina Jagasia, Drury, 8-3; No. 3-Maja Nesic-Jennie Howard, Northeastern St. def. Anna King-Lina Benchecroun, Drury, 8-4.
Singles: No. 1-Stefanovic, Northeastern St. def. Benchecroun, Drury, 6-2, 6-1; No. 2-Barbera, Northeastern St. def. Sayle, Drury, 6-1, 6-0; No. 3-Suspended; No. 4-Suspended; No. 5-Suspended; No. 6-Suspended.

NORTH CENTRAL REGIONAL-MAY 2-3

AT DENVER

Metro St. 5, Winona St. 0
Doubles: No. 1-Jasmon Crabb-Hande Gorur, Metro St. def. Karen Darveaux-Brea Bruggeman, Winona St., 8-1; No. 2-Rebecca Meares-Jess Meares, Metro St. def. Karyl Schenck-Megan Newbauer, Winona St., 8-1; No. 3-Natalie Ilott-Mercedes Pollmeier, Metro St. def. Jennifer Wunsch-Lindsey Cadwell, Winona St., 8-1.
Singles: No. 1-Suspended; No. 2-Suspended; No. 3-Meares, Metro St. def. Bruggeman, Winona St., 6-1, 6-0; No. 4-Suspended; No. 5-Suspended; No. 6-Pollmeier, Metro St. def. Katie Katterheinrich, Winona St., 6-0, 6-0.

Northern Colo. 5, St. Cloud St. 1
Doubles: No. 1-Jodie Sato-Jan Ikeda, Northern Colo. def. Berit Merrill-Nicole Lechner, St. Cloud St., 8-4; No. 2-Sara Eull-Courtney Hover, St. Cloud St. def. Amber Alley-Julie McPherson, Northern Colo., 8-4; No. 3-Shannon Lauridson-Taneisha Pechek, Northern Colo. def. Alyssa Lauritsen-Katie Zika, St. Cloud St., 8-3.
Singles: No. 1-Suspended; No. 2-Suspended; No. 3-Lauridson, Northern Colo. def. Eull, St. Cloud St., 6-0, 6-2; No. 4-McPherson, Northern Colo. def. Hover, St. Cloud St., 6-1, 6-0; No. 5-Alley, Northern Colo. def. Nicole Nyberg, St. Cloud St., 6-3, 6-1, No. 6-Suspended.

Metro St. 5, Northern Colo. 0
Doubles: No. 1-Jasmon Crabb-Hande Gorur, Metro St. def. Jodie Sato-Jan Ikeda, Northern Colo., 8-3; No. 2-Rebecca Meares-Jess Meares, Metro St. def. Amber Alley-Julie McPherson, Northern Colo., 8-0; No. 3-Natalie Ilott-Mercedes Pollmeier, Metro St. def. Shannon Lauridson-Taneisha Pechek, Northern Colo., 8-4.
Singles: No. 1-Suspended; No. 2-Suspended; No. 3-R. Meares, Metro St. def. Lauridson, Northern Colo., 6-0, 6-2; No. 4-Suspended; No. 5-Suspended; No. 6- Pollmeier, Metro St. def. Pechek, Northern Colo., 6-3, 6-1.

AT MARYVILLE, MISSOURI

Northwest Mo. St. 5, North Dakota 1
Doubles: No. 1-Rosa Tapia-Adriana Hernandez, Northwest Mo. St. def. Katie Mihulka-Jeni Mihulka, North Dakota, 8-2; No. 2-Gena Lindsey-Sara Lipira, Northwest Mo. St. def. Jill Wass-Renee Wald, North Dakota, 8-1; No. 3-Jeni Cartwright-Erin Sullivan, North Dakota def. Raven Herner-Nicole Berger, Northwest Mo. St., 8-5.
Singles: No. 1-Tapia, Northwest Mo. St. def. Cartwright, North Dakota, 6-1, 6-1; No. 2-Suspended; No. 3-Lindsey, Northwest Mo. St. def. K. Mihulka, North Dakota, 6-1, 6-2; No. 4-Lipira, Northwest Mo. St. def. J. Mihulka, North Dakota, 6-1, 6-0; No. 5-Suspended; No. 6-Suspended.

Washburn 5, Neb.-Omaha 1
Doubles: No. 1-Erin Underwood-Katie Schmidt, Washburn def. Pam Lee-Sarah Huls, Neb.-Omaha, 8-0; No. 2-Caitlan Day-Lindsay Sullivan, Washburn def. Sara Batchelor-Lindsay Henjum, Neb.-Omaha, 8-3; No. 3-Abby Wilson-Mikaila Spalding, Neb.-Omaha def. Holly Munro-Kris Castillo, Washburn, 8-5
Singles: No. 1-Underwood, Washburn def. Batchelor, Neb.-Omaha 6-2, 6-2; No. 2-Schmidt, Washburn def. Huls, Neb.-Omaha 6-1, 6-4; No. 3-Suspended; No. 4-Sullivan, Washburn def. Lee, Neb.-Omaha, 6-1, 6-1; No. 5-Suspended; No. 6-Suspended.

Northwest Mo. St. 5, Washburn 1
Doubles: No. 1-Rosa Tapia-Adriana Hernandez, Northwest Mo. St. def. Erin Underwood-Katie Schmidt, Washburn, 8-3; No. 2-Caitlin Day-Lindsay Sullivan, Washburn def. Gena Lindsey-Sara Lipira, Northwest Mo. St., 9-8; No. 3-Raven Herner-Nicole Berger, Northwest Mo. St. def. Holly Munro-Kris Castillo, Washburn, 8-6.
Singles: No. 1-Tapia, Northwest Mo. St. def. Underwood, Washburn, 6-2, 6-3; No. 2-Hernandez, Northwest Mo. St. def. Schmidt, Washburn, 6-4, 6-1; No. 3-Lindsey, Northwest Mo. St. def. Day, Washburn, 6-1, 6-1; No. 4-Suspended; No. 5-Suspended; No. 6-Suspended.

WEST REGIONAL-MAY 2-3

AT LAIE, HAWAII

BYU-Hawaii 5, Sonoma St. 0
Doubles: No. 1-Adrienn Hegedus-Judy Weng, BYU-Hawaii def. Kelly Murphy-Brianna Bailey, Somona St., 8-0; No. 2-Anna Anikanova-Amy Sun, BYU-Hawaii def. Julie Fisher-Deah Toby, Somona St., 8-0; No. 3-Trisha Piercy-Guri Korinihona, BYU-Hawaii def. Nicole Warm-Amy Piepenbrink, Somona St., 8-4.
Singles: No. 1-Hegedus, BYU-Hawaii def. Murphy, Somona St., 6-1, 6-0; No. 2-Weng, BYU-Hawaii def. Bailey, Sonoma St., 6-0, 6-0; No. 3-Suspended; No. 4-Suspended; No. 5-Suspended; No. 6-Suspended.

UC San Diego 4, Hawaii-Hilo 3
Doubles: No. 1-Michiko Tanaka-Mai Fujii, Hawaii-Hilo def. Julie Westerman-Jenna Ishii, UC San Diego, 8-3; No. 2-Krystal Hangai-Nathalia Jung, Hawaii-Hilo def. Jasmin Dao-Tara Siddiyui, UC San Diego, 9-7; No. 3-Kristina Jansen-Allison Ishii, UC San Diego def. Sheen Lani-Lisa Neugebauer, Hawaii-Hilo, 8-4.
Singles: No. 1-Suspended; No. 2-Tanaka, Hawaii-Hilo def. Dao, UC San Diego, 7-5, 6-0; No. 3-Siddiyui, UC San Diego def. Fujii, Hawaii-Hilo, 6-2, 6-3; No. 4-Jansen, UC San Diego def. Hangai, Hawaii-Hilo, 6-2, 6-4; No. 5-Leigh Roberts, UC San Diego def. Neugebauer, Hawaii-Hilo, 6-4, 7-5; No. 6-Marissa Hilker, UC San Diego def. Lani, Hawaii-Hilo, 6-1, 6-4.

BYU-HAWAII 5, UC SAN DIEGO 0
Doubles: No.1-Adrienn Hegedus-Judy Weng, BYU-Hawaii def. Julie Westerman-Jenna Ishii, UC San Diego, 8-2; No. 2-Anna Anikanova-Amy Sun, BYU-Hawaii def. Jasmin Dao-Tara Siddiyui, UC San Diego, 8-2; No. 3-Trisha Piercy-Guri Korinihona, BYU-Hawaii def. Kristina Jansen-Allison Ishii, UC San Diego, 8-2.
Singles: No. 1-Hegedus, BYU-Hawaii def. Westerman, UC San Diego, 6-1, 6-0; No. 2- Suspended; No. 3-Anikanova, BYU-Hawaii def. Siddiyui, UC San Diego, 6-1, 6-1; No. 4-Suspended; No. 5- Suspended; No. 6-Suspended.

AT POMONA, CALIFORNIA-MAY 2, 4

Cal Poly Pomona 5, Grand Canyon 1
Doubles: No. 1-Nikita Bhardwaj-Robyn Jaeger, Grand Canyon def. Anne Claire Ortiz-Luis-Michelle Hammond, Cal Poly, 9-8; No. 2-Dehlia Feliz-Michelle Rabinovich, Cal Poly def. Karen Cervantez-Shawna Young, Grand Canyon, 8-2; No. 3-Katrina Holmberg-Sara Jex, Cal Poly, by default.
Singles: No. 1-Suspended; No. 2-Feliz, Cal Poly def. Jaeger, Grand Canyon, 6-1, 6-1; No. 3-Suspended; No. 4-Suspended; No. 5-Holmberg, Cal Poly def. Cervantez, Grand Canyon, 6-3, 6-0; No. 6-Jennie Burggraf, Cal Poly, by default.

Hawaii Pacific 5, UC Davis 3
Doubles: No. 1-Janice Salomon-Nancy Mok, UC Davis def. Dragica Joksimovic-Loni Matsunaga, Hawaii Pacific, 8-6; No. 2-Gretchen Schantz-Ally Muller, UC Davis def. Shakti Stream-Dora Holdarova, Hawaii Pacific, 8-2; No. 3-Davelyn Godinet-Bianca Barreto, Hawaii Pacific def. Jen Fong-Christy Battig, UC Davis, 8-2.
Singles: No. 1-Holdarova, Hawaii Pacific def. Salomon, UC Davis, 6-0, 6-3; No. 2-Matsunaga, Hawaii Pacific def. Schantz, UC Davis, 2-6, 6-3, 6-2; No. 3-Joksimovic, Hawaii Pacific def. Muller, UC Davis, 6-3, 6-4; No. 4-Suspended; No. 5-Godinet, Hawaii Pacific def. Battig, UC Davis, 6-4, 6-4; No. 6-Fong, UC Davis def. Stream, Hawaii Pacific, 6-2, 6-4.

Hawaii Pacific 5, Cal Poly Pomona 4
Doubles: No. 1-Dada Joksimovic-Loni Matsunaga, Hawaii Pacific def. Anne Claire Ortiz-Luis-Michelle Hammond, Cal Poly, 9-8; No. 2-Dehlia Feliz-Michelle Rabinovich, Cal Poly def. Shakti Stream-Dora Holdarova, Hawaii Pacific, 8-1; No. 3-Katrina Holmberg-Sara Jex, Cal Poly def. Davilyn Godinet-Bianca Barreto, Hawaii Pacific, 8-4.
Singles: No. 1-Ortiz-Luis, Cal Poly def. Holdarova, Hawaii Pacific, 6-2, 6-1; No. 2-Matsunaga, Hawaii Pacific def. Feliz, Cal Poly, 6-1, 4-6, 6-2; No. 3-Joksimovic, Hawaii Pacific def. Hammond, Cal Poly, 6-4, 4-6, 6-2; No. 4-Rabinovich, Cal Poly def. Barreto, Hawaii Pacific, 6-3, 6-0; No. 5-Godinet, Hawaii Pacific def. Holmberg, Cal Poly, 6-1, 6-1; No. 6-Stream, Hawaii Pacific def. Jex, Cal Poly, 6-2, 6-4.

ROUND OF 16-MAY 8

AT ALTAMONTE SPRINGS, FLORIDA

Metro St. 5, Bloomsburg 1
Doubles No. 1-Erin Bartsch-Miranda Campbell, Bloomsburg def. Jasmon Crabb-Hande Gorur, Metro St., 8-6; No. 2-Jessica Meares-Rebecca Meares, Metro St. def. Julianne Bramante-Lindsay Wyckoff, Bloomsburg, 8-2; No. 3-Natalie llott-Mercedes Pollmeier, Metro St. def. Brande Hansteen-Lauren Colfer, Bloomsburg, 8-6.
Singles: No. 1-Suspended; No. 2-Suspended; No. 3-R. Meares, Metro St. def. Bramante, Bloomsburg, 6-0, 6-2; No. 4-J. Meares, Metro St. def. Wyckoff, Bloomsburg, 6-0, 6-1; No. 5-llott, Metro St. def. Colfer, Bloomsburg, 6-1, 6-2; No. 6-Suspended.

Lynn 5, West Fla. 1
Doubles: No. 1-Kristina Triska-Marie Barbier, Lynn def. Nicole Pilikat-Pilar Cortes, West Fla., 8-5; No. 2-Monika Mastalirova-Bucke Yavuz, Lynn def. Sabine Krawietz-Diana Olave, West Fla., 8-6; No. 3-Ilone Szalai-Eva Papastrides, West Fla. def. Dina Bajramovic-Monse Palacios, Lynn, 8-4.
Singles: No. 1-Triska, Lynn def. Kraweitz, West Fla., 6-2, 6-3; No. 2- Mastalirova, Lynn def. Pilikat, West Fla., 6-3, 6-1; No. 3-Suspended; No. 4-Suspended; No. 5-Suspended; No. 6-Yavuz, Lynn def. Giulianna Oblitas, West Fla., 6-1, 6-2.

BYU-Hawaii 5, Armstrong Atlantic 2
Doubles: No. 1-Zsofia Golopencza-Laura Peaty, Armstrong Atlantic def. Andrienn Hegedus-Judy Weng, BYU-Hawaii, 8-3; No. 2-Anna Anikanova-Jing Sun, BYU-Hawaii def. Manuela Emmrich-Caroline Grage, Armstrong Atlantic, 8-6; No. 3-Gurianna Korinihona-Trisha Piercy, BYU-Hawaii def. Alejandra Aguilar-Gemma Vaughan, Armstrong Atlantic, 8-5.
Singles: No. 1-Suspended; No. 2-Weng, BYU-Hawaii def. Emmrich, Armstrong Atlantic, 6-0, 6-1; No. 3-Suspended; No. 4-Sun, BYU-Hawaii def. Grage, Armstrong Atlantic, 6-3, 6-0; No. 5-Vaughan, Armstrong Atlantic def. Piercy, BYU-Hawaii, 6-4, 6-3; No. 6-Korinihona, BYU-Hawaii def. Aguilar, Armstrong Atlantic, 6-4, 6-1.

Abilene Christian 5, Northwood 1
Doubles: No. 1-Jenny Johannson-Carina Kaempfer, Northwood def. Kristin Chumley-Sarah Taweel, Abilene Christian, 8-5; No. 2-Rachel Taylor-Lacy Johnson, Abilene Christian def. Aurelie Deridzard-Sara Smith, Northwood, 8-1; No. 3-Colleen Reynolds-Joy Israel, Abilene Christian def. Fatima Arshad-Kristina Bogdanovic, Northwood, 8-1.

Singles: No. 1-Suspended; No. 2-Suspended; No. 3-Reynolds, Abilene Christian def. Bogdanovic, Northwood, 6-0, 6-2; No. 4-Taylor, Abilene Christian def. Berenice Ferrer, Northwood, 6-2, 6-1; No. 5-Ashley Hawk, Abilene Christian def. Smith, Northwood, 6-2, 6-0; No. 6-Suspended

Northwest Mo. State 5, Slippery Rock 2
Doubles: No. 1-Rosa Tapia-Adriana Hernandez, Northwest Mo. St. def. Ashley Michaux-Kristy Michaux, Slippery Rock, 8-6; No. 2-Jessica Bungo-Ella Reilly, Slippery Rock def. Sara Lipira-Gena Lindsey, Northwest Mo. St., 9-7; No. 3-Kelly Anderson-Justine Miller, Slippery Rock def. Nicole Berger-Raven Herner, Northwest Mo. St., 8-4.
Singles: No. 1-Tapia, Northwest Mo. St. def. Bungo, Slippery Rock, 6-2, 7-5; No. 2-Hernandez, Northwest Mo. St. def. Reilly, Slippery Rock, 6-3, 6-0; No. 3-Lindsey, Northwest Mo. St. def. K. Michaux, Slippery Rock, 6-0, 6-2; No. 4-Suspended; No. 5-Suspended; No. 6-Jan Pendrak, Northwest Mo. St. def. Miller, Slippery Rock, 7-5, 6-0.

Barry 5, Ouachita Baptist 4
Doubles: No. 1-Victoria Domina-Brenda Magnetti, Ouachita Baptist def. Gizella Turbok-Conny Grunes, Barry, 8-4; No. 2-Helena Besovic-Carolina Lopez Ascarte, Ouachita Baptist def. Victoria Courmes-Maria Lopez, Barry, 8-6; No. 3-Inga Ziemina-Sabrina Benitez, Ouachita Baptist def. Valeria Papandrea-Greta Trotman, Barry, 8-6.
Singles: No. 1-Grunes, Barry def. Domina, Ouachita Baptist, 6-2, 5-7, 6-3; No. 2-Courmes, Barry def. Besovic, Ouachita Baptist, 7-6 (3), 2-6, 6-4; No. 3-Turbok, Barry def. Magnetti, Ouachita Baptist, 6-3, 6-1; No. 4-Trotman, Barry def. Ziemina, Ouachita Baptist, 6-1, 6-1; No. 5-Lopez Ascarte, Ouachita Baptist def. Lopez, Barry, 6-0, 6-4; No. 6-Papandrea, Barry def. Benitez, Ouachita Baptist, 7-6 (3), 6-2.

GC&SU 5, Hawaii Pacific 0
Doubles: No. 1-Mia Paavilaine-Luiza Biktyakova, GC&SU def. Loni Matsunaga-Dragica Joksimovic, Hawaii Pacific, 8-3; No. 2-Caroline Lefevre-Anna Schupak, GC&SU def. Doriniso Holdarova-Shakti Stream, Hawaii Pacific, 8-2; No. 3-Kremena Vassileva-Annika Persson, GC&SU def. Bianca Barreto-Davilyn Godinet, Hawaii Pacific, 8-3.
Singles: No. 1- Biktyakova, GC&SU def. Holdarova, Hawaii Pacific, 6-1, 6-3; No. 2- Lefevre, GC&SU def. Matsunaga, Hawaii Pacific, 6-1, 6-0; No. 3-Suspended; No. 4-Suspended; No. 5-Suspended; No. 6-Suspended.

Northeastern St. 5, Northern Mich. 3
Doubles: No. 1-Zorana Stefanovic-Neus Barbera, Northeastern St., def. Anna Volquardsen-Kristin Koopmann, Northern Mich., 8-3; No. 2-Lavinia Janssen-Brooke Aronin, Northern Mich., def. Berit Itschert-Holly McKee, Northeastern St., 9-7; No. 3-Maja Nesic-Jennie Howard, Northeastern St., def. Sabina van den Bor-Agata Gotowicz, Northern Mich., 8-4.
Singles: No. 1-Stefanovic, Northeastern St., def. Volquardsen, Northern Mich., 6-4, 6-1; No. 2-Barbera, Northeastern St. def. Koopmann, Northern Mich., 6-3, 6-0; No. 3-Janssen, Northern Mich., def. Itschert, Northeastern St., 6-1, 6-2; No. 4-van den Bor, Northern Mich., def. Nesic, Northeastern St., 6-3, 6-1; No. 5-McKee, Northeastern St., def. Aronin, Northern Mich., 6-1, 6-1; No. 6-Suspended.

QUARTERFINALS-MAY 9

AT ALTAMONTE SPRINGS, FLORIDA

Lynn 5, Metro St. 0
Doubles: No. 1-Marie Barbier-Kristina Triska, Lynn def. Jasmon Crabb-Hande Gorur, Metro St., 8-3; No. 2-Monika Mastalirova-Bucke Yavuz, Lynn def. Rebecca Meares-Jessica Meares, Metro St., 8-2; No. 3-Dina Bajramovic-Monse Palacios, Lynn def. Natalie Llott-Mercedes Pollmeier, Metro St., 8-3.
Singles: No. 1-Triska, Lynn def. Crabb, Metro St., 6-0, 6-2; No. 2-Suspended; No 3-Suspended; No. 4-Suspended; No. 5-Suspended; No. 6-Yavuz, Lynn def. Pollmeier, Metro St., 6-1, 6-0.

BYU-Hawaii 5, Abilene Christian 1
Doubles: No. 1-Adrienn Hegedus-Judy Weng, BYU-Hawaii def. Kristin Chumley-Sarah Taweel, Abilene Christian, 8-2; No. 2-Anna Anikanova-Amy Sun, BYU-Hawaii def. Rachel Taylor-Lacy Johnson, Abilene Christian, 8-6; No. 3-Colleen Reynolds-Joy Israel, Abilene Christian def. Trisha Piercy-Gurianna Korinihona, BYU-Hawaii, 8-4.
Singles: No. 1-Hegedus, BYU-Hawaii def. Johnson, Abilene Christian, 6-2, 6-0; No. 2-Weng, BYU-Hawaii def. Taweel, Abilene Christian, 6-2, 6-1; No. 3-Anikanova, BYU-Hawaii def. Reynolds, Abilene Christian, 6-2, 6-0; No. 4-Suspended; No. 5-Suspended; No. 6-Suspended.

Barry 5, Northwest Mo. St. 0
Doubles: No. 1-Gizella Turbok-Cornelia Grunes, Barry def. Rosa Tapia-Adriana Hernandez, Northwest Mo. St., 8-5; No. 2-Victoria Courmes-Maria Lopez, Barry def. Gena Lindsey-Sara Lipira, Northwest Mo. St., 8-5; No. 3-Greta Trotman-Valeria Papandrea, Barry def. Raven Herner-Nicole Berger, Northwest Mo. St., 8-0.
Singles: No. 1-Suspended; No. 2-Suspended; No. 3-Suspended; No. 4-Suspended; No. 5-Lopez, Barry def. Herner, Northwest Mo. St., 6-2, 6-3; No. 6-Papandrea, Barry def. Jan Pendrak, Northwest Mo. St., 6-0, 6-0.

GC&SU 5, Northeastern St. 0
Doubles: No. 1-Luiza Biktyakova-Mia Paavilainen, GC&SU def. Zorana Stefanovic-Neus Barbera, Northeastern St., 8-5; No. 2-Caroline Lefevre-Anna Shchupak, GC&SU def. Berit Itschert-Holly McKee, Northeastern St., 8-3; No. 3-Annika Persson-Kremena Vassileva, GC&SU def. Maja Nesic-Jennie Howard, Northeastern St., 9-8 (6).
Singles: No. 1-Suspended; No. 2-Suspended; No. 3-Paavilainen, GC&SU def. Itschert, Northeastern St., 6-0, 6-0; No. 4-Shchupak, GC&SU def. Nesic, Northeastern St., 6-2, 6-1; No. 5-Suspended; No. 6-Suspended.

SEMIFINALS-MAY 10

AT ALTAMONTE SPRINGS, FLORIDA

BYU-Hawaii 5, Lynn 1
Doubles: No. 1-Adrienn Hegedus-Judy Weng, BYU-Hawaii def. Marie Barbier-Kristina Triska, Lynn, 8-6; No. 2-Monika Mastalirova-Bucke Yavuz, Lynn def. Anna Anikanova-Amy Sun, BYU-Hawaii, 8-3; No. 3-Trisha Piercy-Gurianna Korinihona, BYU-Hawaii def. Masha Bajramovic-Monse Palacios, Lynn, 8-6.
Singles: No. 1-Hegedus, BYU-Hawaii def. Triska, Lynn, 6-2, 6-2; No. 2-Suspended; No. 3-Suspended; No. 4-Sun, BYU-Hawaii def. Masha Bajramovic, Lynn, 6-0, 6-0; No. 5-Suspended; No. 6-Korinihona, BYU-Hawaii def. Yavuz, Lynn, 6-2, 6-4.

Barry 5, GC&SU 3
Doubles: No.1-Gizella Turbok-Cornelia Grunes, Barry def. Luiza Biktyakova-Mia Paavilainen, GC&SU, 8-2; No. 2-Caroline Lefevre-Anna Shchupak, GC&SU def. Victoria Courmes-Maria Lopez, Barry, 8-5; No. 3-Annika Persson-Kremena Vassileva, GC&SU def. Greta Trotman-Valeria Papandrea, Barry, 8-6.
Singles: No. 1-Grunes, Barry def. Biktyakova, GC&SU, 6-0, 6-2; No. 2-Courmes, Barry def. Lefevre, GC&SU, 6-4, 6-2; No. 3-Turbok, Barry def. Paavilainen, GC&SU, 7-6 (5), 6-0; No. 4-Suspended; No. 5-Persson, GC&SU def. Lopez, Barry, 6-2, 6-0; No. 6-Papandrea, Barry def. Vassileva, GC&SU, 6-0, 6-0.

CHAMPIONSHIP-MAY 12

AT ALTAMONTE SPRINGS, FLORIDA

BYU-Hawaii 5, Barry 3
Doubles: No. 1-Adrienn Hegedus-Judy Weng, BYU-Hawaii def. Gizella Turbok-Cornelia Grunes, Barry, 8-5; No. 2-Anna Anikanova-Amy Sun, BYU-Hawaii def. Victoria Courmes-Maria Lopez, Barry, 8-5; No. 3-Greta Trotman-Valeria Papandrea, Barry def. Trisha Piercy-Gurianna Korinihona, BYU-Hawaii, 8-5.
Singles: No. 1-Hegedus, BYU-Hawaii def. Grunes, Barry, 6-1, 6-0; No. 2-Weng, BYU-Hawaii def. Courmes, Barry, 6-0, 4-6, 6-1; No. 3-Turbok, Barry def. Anikanova, BYU-Hawaii, 6-4, 6-2; No. 4-Suspended; No. 5-Papandrea, Barry def. Piercy, BYU-Hawaii, 6-0, 7-5; No. 6-Korinihona, BYU-Hawaii def. Carol Steinhauser, Barry, 6-1, 6-4.

History

Team Results

Year	Champion	Coach	Score	Runner-Up	Host or Site
1982	Cal St. Northridge	Tony Davilla	15-13	Cal St. Bakersfield	SIU Edwardsville
1983	Chattanooga	Tommy Bartlett	5-4	UC Davis	Pomona, Calif.
1984	Chattanooga	Tommy Bartlett	8-1	SIU Edwardsville	Chattanooga, Tenn.
1985	Chattanooga	Tommy Bartlett	8-1	Notre Dame (Cal.)	Bakersfield, Calif.
1986	SIU Edwardsville	Bob Meyers	5-4	Cal St. Northridge	Cal St. Northridge
1987	SIU Edwardsville	Bob Meyers	5-4	Abilene Christian	Cal St. Northridge
1988	SIU Edwardsville	Bob Meyers	5-4	Cal Poly	Sonoma St.
1989	SIU Edwardsville	Bob Meyers	5-4	UC Davis	SIU Edwardsville
1990	UC Davis	Pam Gill Fisher	5-3	Cal Poly Pomona	UC Davis
1991	Cal Poly Pomona	Ann Lebedeff	5-3	UC Davis	UC Davis
1992	Cal Poly Pomona	Ann Lebedeff	5-0	Grand Canyon	West Tex. A&M
1993	UC Davis	Caryn Maroni	5-1	Cal Poly	Industry, Calif.
1994	North Fla.	Charley Jenks	6-0	Cal Poly Pomona	Industry, Calif.
1995	Armstrong Atlantic	Andreas Koth	4-0	Grand Canyon	UC Davis
1996	Armstrong Atlantic	Mark Beyers	4-0	Abilene Christian	Central Okla.
1997	Lynn	Mike Perez	5-4	Armstrong Atlantic	Springfield, Mo.
1998	Lynn	Mike Perez	5-2	Armstrong Atlantic	Springfield, Mo.
1999	BYU-Hawaii	Dave Porter	5-1	Armstrong Atlantic	West Fla.
2000	BYU-Hawaii	Dave Porter	5-0	Lynn	West Fla.
2001	Lynn	Mike Perez	5-3	BYU-Hawaii	West Fla.
2002	BYU-Hawaii	Dave Porter	5-1	Armstrong Atlantic	Kansas City, Mo.
2003	BYU-Hawaii	Dave Porter	5-3	Barry	Altamonte Springs, Fla.

(Note: The 1982 team championship was flighted, with the winner being determined by most matches won. Since 1983, the team championship has used a dual-match, single-elimination format.)

TEAM CHAMPIONSHIPS

SIU Edwardsville 4, BYU-Hawaii 4, Chattanooga 3, Lynn 3, Armstrong St. 2, Cal Poly Pomona 2, UC Davis 2, Cal St. Northridge, North Fla., 1 each.

SINGLES CHAMPIONSHIPS

SIU Edwardsville 3, Cal Poly Pomona 2, Abilene Christian, Air Force, Cal St. Bakersfield, Cal St. L.A., Georgetown, Grand Canyon, Northern Colo., Rollins, 1 each.

DOUBLES CHAMPIONSHIPS

Northern Colo. 3, Francis Marion 2, SIU Edwardsville 2, Air Force, Cal St. Northridge, Cal Poly Pomona, Cal St. L.A., Chattanooga, Grand Canyon, 1 each.

Championship Records

(Note: No doubles team has won more than two titles; however, Sandra Elliott, Northern Colo. [1983-85-86], won three doubles titles with two different partners.)

NUMBER OF INDIVIDUAL TITLES, CAREER

3—Christina Bokelund, SIU Edwardsville (singles 1989, doubles 1987-88); Sandra Elliott, Northern Colo. (doubles 1983-85-86); Nancy Roe, Northern Colo. (singles 1986, doubles 1985-86).

NUMBER OF SINGLES TITLES, CAREER

2—Xenia Anastasiadou, Cal Poly Pomona (1987-88); Elisabeth Calander, SIU Edwardsville (1984-85).

NUMBER OF DOUBLES TITLES, SAME PARTNERS

2—Christina Bokelund and Portia George, SIU Edwardsville (1987-88); Sandra Elliott and Nancy Roe, Northern Colo. (1985-86); Mary Hirst and Lee Whitwell, Francis Marion (1993-94).

Individual Champions

(Note: Individual championships discontinued beginning in 1995.)

SINGLES

1982 Iwona Kuczynska, Cal St. Bakersfield
1983 Suzanne Kuhlman, Georgetown
1984 Elisabeth Calander, SIU Edwardsville
1985 Elisabeth Calander, SIU Edwardsville
1986 Nancy Roe, Northern Colo.
1987 Xenia Anastasiadou, Cal Poly Pomona
1988 Xenia Anastasiadou, Cal Poly Pomona
1989 Christina Bokelund, SIU Edwardsville
1990 Edna Olivarez, Cal St. L.A.
1991 Laura Simmons, Air Force
1992 Michelle King, Abilene Christian
1993 Lucie Ludvigova, Grand Canyon
1994 Stacy Moss, Rollins

DOUBLES

1982 Wendy Luhmann and Cindy Woodhouse, Cal St. Northridge
1983 Sandra Elliott and Mary Gillach, Northern Colo.
1984 Sue McCulloch and Christine Picher, Chattanooga
1985 Sandra Elliott and Nancy Roe, Northern Colo.
1986 Sandra Elliott and Nancy Roe, Northern Colo.
1987 Christina Bokelund and Portia George, SIU Edwardsville
1988 Christina Bokelund and Portia George, SIU Edwardsville
1989 Susan Wheeler and Layla DeStaffany, Air Force
1990 Edna Olivarez and Jennifer Choi, Cal St. L.A.
1991 Onnaca Heron and Cindy Hamnquist, Cal Poly Pomona
1992 Rebecca Galassini and Traci Guy, Grand Canyon
1993 Mary Hirst and Lee Whitwell, Francis Marion
1994 Mary Hirst and Lee Whitwell, Francis Marion

Won-Lost Records in Tournament Play (since 1983)

Team (Years Participated)	Yrs.	Won	Lost	Pct.	1st	2nd	3rd	4th
Abilene Christian (1985-86-87-88-89-90-91-92-93-95-96-97-98-99-2000-01-02-03)	18	29	23	.558	0	2	0	5
Air Force (1989-91-94-95-96)	5	3	5	.375	0	0	0	0
Arkansas Tech (2002)	1	0	1	.000	0	0	0	0
Armstrong Atlantic (1995-96-97-98-99-2000-01-02-03)	9	30	7	.811	2	4	0	0
Augusta St. (1996-97-2001)	3	1	3	.250	0	0	0	0
Barry (1995-96-97-98-99-2000-01-02-03)	8	29	10	.744	0	1	3	1
Barton (1997-98)	2	0	2	.000	0	0	0	0
Belmont Abbey (1999)	1	0	1	.000	0	0	0	0
Bentley (2003)	1	0	1	.000	0	0	0	0
Bloomsburg (1996-97-98-99-2000-01-02-03)	8	10	8	.556	0	0	0	0
BYU-Hawaii (1999-2000-01-02-03)	5	25	1	.962	4	1	0	0
UC Davis (1983-84-86-87-88-89-90-91-92-93-94-95-96-97-98-99-2000-01-02-03)	20	27	21	.563	2	3	2	3
UC Riverside (1997-98-99)	3	0	3	.000	0	0	0	0
UC San Diego (2001-02-03)	3	5	3	.625	0	0	0	0
Cal Poly (1983-88-89-90-91-92-93-94)	8	10	8	.556	0	2	3	0

Team (Years Participated)	Yrs.	Won	Lost	Pct.	1st	2nd	3rd	4th
Cal Poly Pomona (1985-86-87-88-89-90-91-92-93-94-95-96-97-98-99-2002-03)	17	23	16	.590	2	2	4	1
Cal St. Bakersfield (1986-87-91-93-95-96-97-98-99-2000-01)	11	5	11	.313	0	0	0	0
Cal St. L.A. (1988-90-92-95-98)	5	1	5	.167	0	0	0	0
Cal St. Northridge (1985-86-88-89-90)	5	2	5	.286	0	1	0	0
Calif. (Pa.) (2001-03)	2	0	2	.000	0	0	0	0
Cameron (1995-96-97-98-99-2000-02-03)	8	8	8	.500	0	0	0	0
Carson-Newman (1996-97-2000)	3	3	3	.500	0	0	0	0
Catawba (2001-02)	2	1	2	.333	0	0	0	0
Central Ark. (2003)	1	0	1	.000	0	0	0	0
Central Conn. St. (1985)	1	0	1	.000	0	0	0	0
Central Okla. (1997-98-99-2000)	4	5	4	.556	0	0	0	0
Charleston (W.Va.) (2000-01-02)	3	0	3	.000	0	0	0	0
Chattanooga (1983-84-85)	3	9	0	1.000	3	0	0	0
Clarion (1988-89)	2	0	2	.000	0	0	0	0
Clark Atlanta (2001-02-03)	3	0	3	.000	0	0	0	0
Clayton St. (1999-2001-02)	3	3	3	.500	0	0	0	0
Colorado St.-Pueblo. (1995-96-97-98-2000)	4	1	5	.167	0	0	0	0
Columbus St. (1995-96-97-98-2000-02-03)	6	3	7	.300	0	0	0	0
Concordia (N.Y.) (1999)	1	1	1	.500	0	0	0	0
Delta St. (1995-96-99-2000-01-02-03)	7	2	7	.222	0	0	0	0
Denver (1984-95-96)	3	1	3	.250	0	0	0	0
Dowling (2002)	1	0	1	.000	0	0	0	0
Drury (2002-03)	2	1	2	.333	0	0	0	0
Eastern N.M. (1997-98-99-2000-01-02-03)	7	6	7	.462	0	0	0	0
Eckerd (1998)	1	0	1	.000	0	0	0	0
Elon (1995-96-97)	3	2	3	.400	0	0	0	0
Fayetteville St. (2002-03)	2	0	2	.000	0	0	0	0
Ferris St. (1990-96-97-98-99-2000-01-02-03)	9	11	9	.550	0	0	0	0
Fla. Atlantic (1987)	1	0	1	.000	0	0	0	0
Florida Int'l (1987)	1	0	1	.000	0	0	0	0
Fla. Southern (1991-97-98-2001-02)	5	1	5	.167	0	0	0	0
Francis Marion (1995-96-97-98-99)	5	2	5	.286	0	0	0	0
Gardner-Webb (1998-99-2000)	3	5	3	.625	0	0	0	0
Georgetown (1986)	1	0	1	.000	0	0	0	0
GC&SU (1995-96-97-98-99-2000-01-02-03)	9	21	9	.700	0	0	3	0
Grand Canyon (1992-93-94-95-96-97-98-99-2000-01-02-03)	12	13	14	.482	0	2	0	2
Grand Valley St. (2001-02-03)	3	1	3	.250	0	0	0	0
Harding (2001-02-03)	3	2	3	.400	0	0	0	0
Hawaii-Hilo (1998-2000-01-02-03)	5	2	5	.286	0	0	0	0
Hawaii Pacific (1999-2000-01-02-03)	5	6	5	.546	0	0	0	0
Incarnate Word (2001-02)	2	0	2	.000	0	0	0	0
Indiana (Pa.) (2002-03)	2	2	2	.500	0	0	0	0
Indianapolis (1998-2003)	2	0	2	.000	0	0	0	0
Kennesaw St. (1997-98-99-2000-01-02-03)	7	2	7	.222	0	0	0	0
Lees-McRae (2000-01-02)	3	2	3	.400	0	0	0	0
Lewis (2003)	1	0	1	.000	0	0	0	0
Lincoln Memorial (2001)	1	0	1	.000	0	0	0	0
Longwood (2000-01)	2	2	2	.500	0	0	0	0
Lynn (1997-98-99-2000-01-02-03)	7	29	6	.829	3	1	1	2
Mesa St. (2002)	1	0	1	.000	0	0	0	0
Metro St. (2002-03)	2	5	2	.714	0	0	0	0
Michigan Tech (2002)	1	0	1	.000	0	0	0	0
Midwestern St. (1998-99-2000-01-02-03)	6	4	6	.400	0	0	0	0
Millersville (1997-98-99-2000-01-02-03)	7	10	7	.588	0	0	0	0
Minn. Duluth (1995)	1	0	1	.000	0	0	0	0
Mississippi-Women (1996-97-98-2000)	4	1	4	.200	0	0	0	0
Mo. Southern St. (1999-2001)	2	0	2	.000	0	0	0	0
Mo. Western St. (1998)	1	0	1	.000	0	0	0	0
Moorhead St. (1984-85)	2	0	2	.000	0	0	0	0
Mount Olive (2000)	1	0	1	.000	0	0	0	0
Neb.-Kearney (1997)	1	0	1	.000	0	0	0	0
Neb.-Omaha (2003)	1	0	1	.000	0	0	0	0
Newberry (2001)	1	0	1	.000	0	0	0	0
North Ala. (1999-2000-01-02-03)	5	0	5	.000	0	0	0	0
North Dakota (2002-03)	2	0	2	.000	0	0	0	0
North Fla. (1994-95-96-97-98-99-2000-01-02-03)	10	21	11	.656	1	0	1	2
Northeastern St. (1999-2000-01-02-03)	5	11	5	.688	0	0	0	0
Northern Colo. (1983-86-92-93-94-95-96-97-98-99-2000-02-03)	13	14	15	.483	0	0	0	2
Northern Ky. (1999-2000-02)	3	2	3	.400	0	0	0	0
Northern Mich. (2001-02-03)	3	4	3	.571	0	0	0	0
Northwest Mo. St. (1995-96-97-98-99-2000-02-03)	7	9	8	.529	0	0	0	0
Northwood (1997-98-2000-01-02-03)	6	4	6	.400	0	0	0	0
Notre Dame (1983-84-85)	3	6	3	.667	0	1	2	0
Ouachita Baptist (2000-01-02-03)	4	6	4	.600	0	0	0	0
Pace (1987-92-93-94-95-97-98)	7	0	7	.000	0	0	0	0
Pfeiffer (1997-98-2000-01-03)	5	0	5	.000	0	0	0	0
Presbyterian (1995-96-97-98-99-2000-01-02-03)	9	6	9	.400	0	0	0	0
Queens (N.Y.) (1995-2002-03)	3	2	3	.400	0	0	0	0
Queens (N.C.) (1995-2001)	2	1	2	.333	0	0	0	0
Quinnipiac (1995-96)	2	0	2	.000	0	0	0	0

Team (Years Participated)	Yrs.	Won	Lost	Pct.	1st	2nd	3rd	4th
Radford (1984)	1	0	1	.000	0	0	0	0
Rockhurst (2002)	1	1	1	.500	0	0	0	0
Rollins (1995-96-97-98-99-2000-01-02-03)	9	15	9	.625	0	0	1	1
St. Andrews (1996)	1	0	1	.000	0	0	0	0
St. Cloud St. (1995-2003)	2	0	2	.000	0	0	0	0
St. Edward's (2001-02-03)	3	2	3	.400	0	0	0	0
Shippensburg (1990-91-95-96-98-99-2000)	7	1	7	.125	0	0	0	0
Slippery Rock (1995-2000-01-02-03)	5	2	5	.286	0	0	0	0
Sonoma St. (1997-98-99-2000-01-02-03)	7	1	7	.125	0	0	0	0
S.C.-Aiken (1999-2000-01)	3	0	3	.000	0	0	0	0
S.C.-Spartanburg (1995-2003)	2	0	2	.000	0	0	0	0
SIU Edwardsville (1983-84-85-86-87-88-89-2000)	8	16	4	.800	4	1	1	0
Southern Ind. (2003)	1	0	1	.000	0	0	0	0
Springfield (1995)	1	1	1	.500	0	0	0	0
Stetson (1983-84)	2	0	2	.000	0	0	0	0
Stonehill (2003)	1	0	1	.000	0	0	0	0
Tarleton St. (2003)	1	0	1	.000	0	0	0	0
Truman (1995-96-97-98-99-2000-02)	7	0	7	.000	0	0	0	0
Tusculum (2001-02-03)	3	1	3	.250	0	0	0	0
Valdosta St. (1995-98-99-2000-03)	5	4	5	.444	0	0	0	0
Washburn (1996-97-98-99-2000-01-03)	7	1	7	.125	0	0	0	0
West Chester (1983)	1	0	1	.000	0	0	0	0
West Fla. (1997-98-99-2000-01-02-03)	7	16	8	.667	0	0	1	1
West Ga. (2001)	1	0	1	.000	0	0	0	0
West Liberty St. (1996-97-99-2000-01-02-03)	7	6	7	.462	0	0	0	0
West Va. Wesleyan (1998-99-2000)	3	0	3	.000	0	0	0	0
Western N.M. (1998-99)	2	0	2	.000	0	0	0	0
Wingate (1995-96-97-98-99-2001-02-03)	8	5	8	.385	0	0	0	0
Winona St. (2002-03)	2	0	2	.000	0	0	0	0

All-Time Team Results

1983 Quarterfinals: UC Davis 7, SIU Edwardsville 2; Notre Dame 9, West Chester 0; Chattanooga 9, Cal Poly 0; Northern Colo. 9, Stetson 0. **Semifinals:** UC Davis 8, Notre Dame 1; Chattanooga 7, Northern Colo. 2. **Third Place:** Notre Dame 6, Northern Colo. 3. **Championship:** Chattanooga 5, UC Davis 4.

1984 Quarterfinals: UC Davis 8, Stetson 1; Chattanooga 9, Radford 0; SIU Edwardsville 8, Moorhead St. 1; Notre Dame 8, Denver 1. **Semifinals:** SIU Edwardsville 8, UC Davis 1; Chattanooga 6, Notre Dame 3. **Third Place:** Notre Dame 5, UC Davis 4. **Championship:** Chattanooga 8, SIU Edwardsville 1.

1985 Quarterfinals: Notre Dame 8, Abilene Christian 1; Cal Poly Pomona 5, Moorhead St. 4; SIU Edwardsville 9, Central Conn. St. 0; Chattanooga 7, Cal St. Northridge 2. **Semifinals:** Notre Dame 7, Cal Poly Pomona 2; Chattanooga 8, SIU Edwardsville 1. **Third Place:** SIU Edwardsville 6, Cal Poly Pomona 3. **Championship:** Chattanooga 8, Notre Dame 1.

1986 Quarterfinals: Cal St. Northridge 5, Northern Colo. 4; UC Davis 6, Georgetown 3; Cal Poly Pomona 6, Cal St. Bakersfield 3; SIU Edwardsville 7, Abilene Christian 2. **Semifinals:** Cal St. Northridge 5, UC Davis 4; SIU Edwardsville 6, Cal Poly Pomona 3. **Third Place:** Cal Poly Pomona 5, UC Davis 4. **Championship:** SIU Edwardsville 5, Cal St. Northridge 4.

1987 Quarterfinals: Abilene Christian 9, Cal St. Bakersfield 0; UC Davis 6, Pace 0; Cal Poly Pomona 6, Florida Int'l 0; SIU Edwardsville 5, Fla. Atlantic 1. **Semifinals:** Abilene Christian 5, UC Davis 1; SIU Edwardsville 5, Cal Poly Pomona 4. **Third Place:** Cal Poly Pomona 6, UC Davis 3. **Championship:** SIU Edwardsville 5, Abilene Christian 4.

1988 Quarterfinals: SIU Edwardsville 9, UC Davis 0; Cal Poly Pomona 9, Clarion 0; Cal Poly 6, Cal St. Los Angeles 3; Abilene Christian 6, Cal St. Northridge 3. **Semifinals:** SIU Edwardsville 5, Cal Poly Pomona 1; Cal Poly 6, Abilene Christian 0. **Third Place:** Cal Poly Pomona 6, Abilene Christian 3. **Championship:** SIU Edwardsville 5, Cal Poly 4.

1989 Quarterfinals: Cal Poly 8, Cal St. Northridge 1; UC Davis 9, Clarion 0; SIU Edwardsville 7, Air Force 2; Abilene Christian 9, Cal Poly Pomona 0. **Semifinals:** UC Davis 5, Cal Poly 3; SIU Edwardsville 5, Abilene Christian 1. **Third Place:** Cal Poly 6, Abilene Christian 0. **Championship:** SIU Edwardsville 5, UC Davis 4.

1990 Quarterfinals: UC Davis 8, Shippensburg 1; Cal Poly 7, Cal St. Los Angeles 2; Cal Poly Pomona 7, Cal St. Northridge 2; Abilene Christian 7, Ferris St. 2. **Semifinals:** Cal Poly Pomona 5, Abilene Christian 2; UC Davis 5, Cal Poly 4. **Third Place:** Cal Poly 5, Abilene Christian 2. **Championship:** UC Davis 5, Cal Poly Pomona 3.

1991 Quarterfinals: Cal Poly Pomona 9, Air Force 0; Abilene Christian 5, Fla. Southern 4; Cal Poly 9, Shippensburg 0; UC Davis 8, Cal St. Bakersfield 1. **Semifinals:** Cal Poly Pomona 5, Abilene Christian 2; UC Davis 5, Cal Poly 2. **Third Place:** Cal Poly 6, Abilene Christian 0. **Championship:** Cal Poly Pomona 5, UC Davis 3.

1992 Quarterfinals: Grand Canyon 5, Cal Poly 4; UC Davis 8, Pace 1; Northern Colo. 5, Abilene Christian 4; Cal Poly Pomona 8, Cal St. L.A. 1. **Semifinals:** Grand Canyon 5, UC Davis 4; Cal Poly Pomona 5, Northern Colo. 1. **Third Place:** UC Davis 5, Northern Colo. 0. **Championship:** Cal Poly Pomona 5, Grand Canyon 0.

1993 Quarterfinals: Abilene Christian 5, Grand Canyon 4; Cal Poly 6, Cal St. Bakersfield 3; Cal Poly Pomona 9, Northern Colo. 0; UC Davis 9, Pace 0. **Semifinals:** Cal Poly 5, Abilene Christian 4; UC Davis 5, Cal Poly Pomona 2. **Third Place:** Cal Poly Pomona 5, Abilene Christian 2. **Championship:** UC Davis 5, Cal Poly 1.

1994 Quarterfinals: North Fla. 5, Northern Colo. 0; Grand Canyon 5, Pace 0; Cal Poly Pomona 5, Air Force 0; UC Davis 5, Cal Poly 3. **Semifinals:** North Fla. 6, Grand Canyon 2; Cal Poly Pomona 5, UC Davis 3. **Third Place:** UC Davis 5, Grand Canyon 3. **Championship:** North Fla. 6, Cal Poly Pomona 0.

1995 Regionals: East—Wingate 4, Slippery Rock 0; Presbyterian 4, Queens (N.C.) 2; Presbyterian 4, Wingate 3 (Presbyterian advances). Queens (N.Y.) 5, Quinnipiac 2; Springfield 4, Shippensburg 1; Queens (N.Y.) 5, Springfield 1 (Queens (N.Y.) advances). **Midwest**—Abilene Christian 6, Southern Colo. 1; Air Force 4, Truman 3; Abilene Christian 7, Air Force 0 (Abilene Christian advances). Cameron 4, St. Cloud St. 0; Northwest Mo. St. 4, Minn. Duluth 3; Cameron 4, Northwest Mo. St. 0 (Cameron advances). **South**—North Fla. 7, Delta St. 0; Valdosta St. 5, Francis Marion 0; North Fla. 4, Valdosta St. 0 (North Fla. Advances); Barry 7, S.C.-Spartanburg 0; GC&SU 5, Columbus St. 0; GC&SU 4, Barry 3 (GC&SU advances). **West**—Cal St. Los Angeles 4, Cal Poly Pomona 2 (Cal St. Los Angeles advances). **First Round:** Armstrong Atlantic 4, Cal St. Los Angeles 0; Cal St. Bakersfield 4, Elon 0; Abilene Christian 4, GC&SU 2; North Fla. 4, Presbyterian 0; Grand Canyon 4, Pace 0; Denver 4, Cameron 0; Northern Colo. 4, UC Davis 3; Rollins 4, Queens (N.Y.) 0. **Quarterfinals:** Armstrong Atlantic 4, Cal St. Bakersfield 0; North Fla. 4, Abilene Christian 0; Grand Canyon 4, Denver 0; Rollins 4, Northern Colo. 0. **Semifinals:** Grand Canyon 4, Rollins 3; Armstrong Atlantic 4, North Fla. 2. **Third Place:** Rollins 4, North Fla. 1. **Championship:** Armstrong Atlantic 4, Grand Canyon 0.

1996 Regionals: East—Shippensburg 4, Quinnipiac 2; West Liberty St. 4, Kutztown 0; West Liberty St. 4, Shippensburg 0 (West Liberty St. advances). Wingate 4, St. Andrews 2; Elon 4, Carson-Newman 2; Wingate 4, Elon 1 (Wingate advances). **Midwest**—Air Force 4, Truman 2; Cameron 4, Southern Colo. 0; Air Force 4, Cameron 3 (Air Force advances). Northern Colo. 4, Washburn 0; Ferris St. 4, Northwest Mo. St. 2; Northern Colo. 4, Ferris St. 0 (Northern Colo. advances). **South**—GC&SU 5, Mississippi-Women 2; Francis Marion 4, Augusta 3; GC&SU 4, Francis Marion 0 (GC&SU advances). Barry 7, Delta St. 0; Rollins 5, Columbus 2; Barry 5, Rollins 1 (Barry advances). **West**—Cal Poly Pomona 4, Cal St. Los Angeles 0 (Cal Poly Pomona advances). UC Davis 6, UC Riverside 1 (UC Davis advances). **First Round:** Armstrong Atlantic 4, Cal Poly Pomona 0; Presbyterian 4, Cal St. Bakersfield 3; UC Davis 4, Air Force 0; Grand Canyon 4, West Liberty St. 0; Abilene Christian 5, Bloomsburg 0; Barry 5, Northern Colo. 1; GC&SU 4, Denver 0; North Fla. 4, Wingate 0. **Quarterfinals:** Armstrong Atlantic 4, Presbyterian 0; Abilene Christian 4, Barry 2; GC&SU 4, North Fla. 2; Grand Canyon 4, UC Davis 0. **Semifinals:** Armstrong Atlantic 4, Grand Canyon 0; Abilene Christian 4, GC&SU 1. **Third Place:** GC&SU 4, Grand Canyon 2. **Championship:** Armstrong Atlantic 4, Abilene Christian 0.

1997 Regionals: East—Bloomsburg 5, Millersville 0; Wingate 5, West Liberty St. 0; Bloomsburg 5, Wingate 2

(Bloomsburg advances). Carson-Newman 5, Barton 0; Elon 5, Pfeiffer 0; Carson-Newman 5, Elon 3 (Carson-Newman advances). **Midwest**—Cameron 5, Washburn 0; Central Okla. 5, Northwood 2; Cameron 5, Central Okla. 4 (Cameron advances). Northwest Mo. St. 5, Indianapolis 0; Ferris St. 5, Truman 0; Northwest Mo. St. 6, Ferris St. 3 (Northwest Mo. St. advances). Northern Colo. 5, Neb.-Kearney 0; Eastern N.M. 5, Southern Colo. 1; Northern Colo. 5, Eastern N.M. 1 (Northern Colo. advances). **South**—Lynn 9, Kennesaw 0; Augusta St. 6, Mississippi-Women 3; Lynn 6, Augusta St. 1 (Lynn advances). North Fla. 9, Francis Marion 0; GC&SU 6, West Fla. 3; North Fla. 5, GC&SU 3 (North Fla. advances). Rollins 5, Fla. Southern 0; Barry 5, Columbus St. 2; Barry 5, Rollins 2 (Barry advances). **West**—Grand Canyon 5, Cal St. Bakersfield 4 (Grand Canyon advances). Sonoma St. 5, UC Riverside 4 (Sonoma St. advances). **First Round:** Armstrong Atlantic 5, Bloomsburg 0; Northwest Mo. St. 5, Presbyterian 2; UC Davis 5, Cameron 0; Barry 5, Sonoma St. 2; North Fla. 8, Pace 0; Northern Colo. 5, Grand Canyon 0; Abilene Christian 5, Cal Poly Pomona 2; Lynn 5, Carson-Newman 0. **Quarterfinals:** Armstrong Atlantic 5, Northwest Mo. St. 0; Barry 5, UC Davis 3; North Fla. 5, Northern Colo. 1; Lynn 5, Abilene Christian 0. **Semifinals:** Armstrong Atlantic 5, Barry 0; Lynn 5, North Fla. 2. **Third Place:** North Fla. 5, Barry 1. **Championship:** Lynn 5, Armstrong Atlantic 4.

1998 Regionals: East—Bloomsburg 5, Shippensburg 0; Gardner-Webb 5, West Va. Wesleyan 2; Bloomsburg 5, Gardner-Webb 0 (Bloomsburg advances). Millersville 5, Pfeiffer 2; Wingate 5, Barton 3; Millersville 5, Wingate 2 (Millersville advances). **Midwest—**Cameron 5, Washburn 1; Northwest Mo. St. 5, Northwood 0; Cameron 5, Northwest Mo. St. 1 (Cameron advances). Abilene Christian 5, Eastern N.M. 0; Ferris St. 5, Southern Colo. 0; Abilene Christian 5, Ferris St. 1 (Abilene Christian advances). Central Okla. 9, Mo. Western St. 0; Midwestern St. 5, Truman 0; Central Okla. 5, Midwestern St. 0 (Central Okla. advances). **South—**North Fla. 5, Fla. Southern 0; West Fla. 5, Francis Marion 4; North Fla. 5, West Fla. 1 (North Fla. advances). GC&SU 5, Kennesaw St. 1; Columbus St. 5, Mississippi-Women 0; GC&SU 5, Columbus St. 1 (GC&SU advances). Barry 5, Valdosta St. 0; Rollins 5, Eckerd 0; Barry 5, Rollins 1 (Barry advances). **West—** Cal Poly Pomona 7, Western N.M. 0; Grand Canyon 5, UC Riverside 3; Cal Poly Pomona 5, Grand Canyon 1 (Cal Poly Pomona advances). Hawaii-Hilo 5, Cal St. Los Angeles 0; Cal St. Bakersfield 5, Sonoma St. 0; Cal St. Bakersfield 5, Hawaii-Hilo 1 (Cal St. Bakersfield advances). **First Round:** Lynn 6, Presbyterian 0; Northern Colo. 6, Pace 0; Barry 5, Cameron 0; GC&SU 5, Bloomsburg 0; North Fla. 6, Millersville 0; Cal Poly Pomona 5, Central Okla. 4; Abilene Christian 5, UC Davis 2; Armstrong Atlantic 5, Cal St. Bakersfield 0. **Quarterfinals:** Lynn 5, Northern Colo. 1; Barry 5, GC&SU 4; North Fla. 5, Cal Poly Pomona 1; Armstrong Atlantic 5, Abilene Christian 0. **Semifinals:** Lynn 5, Barry 1; Armstrong Atlantic 5, North Fla. 2. **Third Place:** Barry 5, North Fla. 4. **Championship:** Lynn 5, Armstrong Atlantic 2.

1999 Regionals: East—Millersville 8, Shippensburg 0; West Liberty 5, Belmont-Abbey 0; Concordia (N.Y.) 5, Wingate 2; Gardner-Webb 5, West Va. Wesleyan 3. **Midwest—**Northeastern St. 5, Truman 0; Cameron 5, Northwest Mo. St. 0; Central Okla. 6, Mo. Southern St. 0; Eastern N.M. 5, Midwestern St. 2; Northern Colo. 5, Northern Ky. 0; Ferris St. 5, Washburn 1. **South—** GC&SU 9, North Ala. 0; Francis Marion 5, Valdosta St. 2; West Fla. 9, Kennesaw St. 0; North Fla. 7, Delta St. 0; Rollins vs. Clayton St. (default); Barry 5, S.C.-Aiken 0. **West—**UC Davis 8, Western N.M. 1; Grand Canyon 6, Cal Poly-Pomona 3; Cal St. Bakersfield 5, Sonoma St. 2; Hawaii Pacific 5, UC Riverside 1. **First Round:** BYU-Hawaii 5, Central Okla. 0; Abilene Christian 5, Presbyterian 0; Northeastern St. 5, Gardner-Webb 0; GC&SU 5, UC Davis 0; Lynn 5, Ferris St. 0; West Fla. 5, Millersville 0; Barry 5, Hawaii Pacific 0; Armstrong Atlantic 5, Bloomsburg 0. **Quarterfinals:** BYU-Hawaii 5, Abilene Christian 0; GC&SU 5, Northeastern St. 0; Lynn 5, West Fla. 2; Armstrong Atlantic 5, Barry 1. **Semifinals:** BYU-Hawaii 5, GC&SU 0; Armstrong Atlantic 5, Lynn 4. **Third place:** GC&SU 5, Lynn 4. **Championship:** BYU-Hawaii 5, Armstrong Atlantic 1.

2000: East–Millersville 9, Mount Olive 0; Carson-Newman 5, Shippensburg 4; Millersville 5, Carson-Newman 1 (Millersville advances). Lees-McRae 5, Pfeiffer 1; Presbyterian 5, Lees-McRae 0 (Presbyterian advances). Longwood 5, Slippery Rock 1; Bloomsburg 5, Longwood 1 (Bloomsburg advances). Gardner-Webb 5, Charleston 0; West Liberty 5, West Va. Wesleyan 0; Gardner-Webb 5, West Liberty 2 (Gardner-Webb advances). **Midwest—**Midwestern St. 5, Northwest Mo. St. 0; Northeastern St. 5, SIU Edwardsville 0; Midwestern St. 5, Northeastern St. 4 (Midwestern St. advances). Eastern N.M. 5, Central Okla. 2; Northern Ky. 5, Truman 2; Eastern N.M. 5, Northern Ky. 1 (Eastern N.M. advances). Ferris St. 5, Northwood 1; Northern Colo. 5, Washburn 2; Ferris St. 5, Northern Colo. 4 (Ferris St. advances). Abilene Christian 5, Cameron 0; Southern Colo. 5, Ouchatia Baptist 2; Abilene Christian 5, Southern Colo. 0 (Abilene Christian advances). **South—** Mississippi 5, GC & SU 0; West Fla. 5, Mississippi 1 (West Fla. advances). Columbus St. 5, S.C.-Aiken 0; Rollins 5, Columbus St. 0 (Rollins advances). Valdosta St. 5, Barry 1 (Valdosta St. advances). Armstrong Atlantic 7, North Ala. 1; Armstrong Atlantic 5, North Fla. 4 (Armstrong Atlantic advances). **West—**Hawaii Pacific 5, Sonoma St. 2 (Hawaii Pacific advances). UC Davis 5, Cal St. Bakersfield 2 (UC Davis advances). Grand Canyon 5, Hawaii-Hilo 2; BYU-Hawaii 8, Grand Canyon 0 (BYU-Hawaii advances). **First Round:** Armstrong Atlantic 5, Hawaii Pacific 2; Abilene Christian 5, Bloomsburg 1; BYU-Hawaii 5, Ferris St. 0; West Fla. 5, Midwestern St. 0; UC Davis 5, Eastern N.M. 4; Lynn 5, Gardner Webb 0; Rollins 5, Presbyterian 1; Valdosta St. 5, Millersville 0. **Quarterfinals:** BYU-Hawaii 5, Armstrong Atlantic 0; Lynn 5, UC Davis 1; Rollins 5, Valdosta St. 1; West Fla. 5, Abilene Christian 0. **Semifinals:** BYU-Hawaii 5, Rollins 0; Lynn 5, West Fla. 0. **Third Place:** West Fla. 5, Rollins 2. **Championship:** BYU-Hawaii 5, Lynn 0.

2001 Regionals: East–Catawba 5, Pfeiffer 1; Lees-McRae 5, Catawba 1 (Lees-McRae advances). Queens (N.C.) 5, Newberry 4; Presbyterian 5, Calif. (Pa.) 0; Presbyterian 5, Queens (N.C.) 0 (Presbyterian advances). Bloomsburg 5, Wingate 0; West Liberty St. 5, Charleston (W. Va.) 0; West Liberty St. 5, Bloomsburg 4 (West Liberty St. advances). Longwood 5, Tusculum 2; Millersville 5, Slippery Rock 0; Millersville 8, Longwood 1 (Millersville advances). **Midwest–**Eastern N.M. 5, Washburn 1; Ferris St. 5, Northern Mich. 3; Ferris St. 5, Eastern N.M. 0 (Ferris St. advances). Midwestern St. 5, Incarnate Word 4; Abilene Christian 5, Northwood 0; Abilene Christian 5, Midwestern St. 0 (Abilene Christian advances). Northern Colo. 5, Cameron 4; Southern Colo. 5, Northwest Mo. St. 3; Southern Colo. 5, Northern Colo. 0 (Southern Colo. advances). Northeastern St. 5, Mo. Southern St. 2; St. Edward's 5, Grand Valley St. 1; Northeastern St. 5, St. Edward's 2 (Northeastern St. advances). **South–**Ouachita Baptist 5, Fla. Southern 4; Lynn 5, Ouachita Baptist 0 (Lynn advances). West Fla. 5, West Ga. 0; GC & SU 5, Delta St. 4; West Fla. 5, GC & SU 0 (West Fla. advances). Armstrong Atlantic 9, Clark Atlanta 0; Harding 5, Kennesaw St. 3; Armstrong Atlantic 5, Harding 1 (Armstrong Atlantic advances). Rollins 5, S.C.-Aiken 0; Clayton St. 5, North Ala. 1; Rollins 5, Clayton St. 4 (Rollins advances). Barry 5, Lincoln Memorial 0; North Fla. 5, Augusta St. 0; Barry 5, North Fla. 4 (Barry advances). **West–**Hawaii-Hilo 5, Grand Canyon 2; BYU-Hawaii 5, Hawaii-Hilo 0 (BYU-Hawaii advances). UC San Diego 5, Hawaii Pacific 3 (UC San Diego advances). Cal St. Bakersfield 5, Sonoma St. 0; UC Davis 5, Cal St. Bakersfield 4 (UC Davis advances). **First Round:** BYU-Hawaii 5, Northeastern St. 0; UC Davis 5, Southern Colo. 3; Barry 6, West Liberty St. 1; Armstrong Atlantic 5, Presbyterian 0; West Fla. 5, Ferris St. 0; Rollins 5, Millersville 1; Abilene Christian 5, UC San Diego 2; Lynn 5, Lees-McRae 0. **Quarterfinals:** BYU-Hawaii 5, UC Davis 0; Barry 5, Armstrong Atlantic 3; West Fla. 5, Rollins 2; Lynn 5, Abilene Christian 0. **Semifinals:** BYU-Hawaii 5, Barry 0; Lynn 5, West Fla. 2. **Championship:** Lynn 5, BYU-Hawaii 3.

2002 Regionals: East—Indiana (Pa.) 5, Dowling 0; Millersville 9, Indiana (Pa.) 0; Bloomsburg 5, Queens (N.Y.) 0; Bloomsburg 5, Slippery Rock 0. **Mid-Atlantic—**Armstrong Atlantic 9, Fayetteville St. 0; Columbus St. 5, GC&SU 3; Armstrong Atlantic 5, Columbus St. 0; Clayton St. 5, Lees-McRae 2; North Fla. 5, Kennesaw St. 0; Clayton St. 5, North Fla. 3. **Southeast—**Lynn 6, Wingate 0; Rollins 5, Presbyterian 0; Lynn 5, Rollins 0; Barry 5, Catawba 0; Fla. Southern 5, Tusculum 0; Barry 5, Fla. Southern 1. **South—**Harding 5, Clark Atlanta 0; West Fla. 5, Harding 0; Ouachita Baptist 5, Arkansas Tech 0; Delta St. 5, North Ala. 4; Ouachita Baptist 5, Delta St. 1. **Great Lakes—**Northern Mich. 5, Michigan Tech 2; Ferris St. 5, Grand Valley St. 0; Northern Mich. 5, Ferris St. 4; Northwood 5, Charleston (W.Va.) 0; Northern Ky. 5, West Liberty St. 3; Northwood 5, Northern Ky. 0. **Central—**Abilene Christian 5, Cameron 0; Eastern N.M. 5, Midwestern St. 2; Abilene Christian 5, Eastern N.M. 1; Northeastern St. 5, Incarnate Word 1; St. Edward's 5, Drury 3; Northeastern St. 5, St. Edward's 3. **North Central—** Metro St. 5, Mesa St. 0; Rockhurst 5, North Dakota 1; Metro St. 5, Rockhurst 0; Northern Colo. 5, Winona St. 1; Northwest Mo. St. 5, Truman 3; Northern Colo. 5, Northwest Mo. St. 4. **West—**BYU-Hawaii 5, Sonoma St. 1; Hawaii Pacific 5, Cal Poly Pomona 0; BYU-Hawaii 5, Hawaii Pacific 1; UC San Diego 5, Hawaii-Hilo 0; Grand Canyon 5, UC Davis 3; UC San Diego 5, Grand Canyon 4. **Round of 16:** BYU-Hawaii 6, Northern Mich. 0; Abilene Christian 5, Clayton St. 1; West Fla. 5, Metro St. 1; Lynn 5, Millersville 1; Barry 5, Bloomsburg 0; UC San Diego 5, Northwood 2; Ouachita Baptist 5, Northern Colo. 0; Armstrong Atlantic 5, Northeastern St. 0. **Quarterfinals:** BYU-Hawaii 5, Abilene Christian 0; Lynn 5, West Fla. 4; Barry 5, UC San Diego 1; Armstrong Atlantic 5, Ouachita Baptist 1. **Semifinals:** BYU-Hawaii 5, Lynn 0; Armstrong Atlantic 5, Barry 1. **Championship:** BYU-Hawaii 5, Armstrong Atlantic 1.

2003 Regionals: East—Bloomsburg 5, Calif. (Pa.) 1; Millersville 5, Stonehill 0; Bloomsburg 5, Millersville 1; Slippery Rock 5, Bentley 0; Indiana (Pa.) 5, Queens (N.Y.) 2; Slippery Rock 5, Indiana (Pa.) 0; Slippery Rock 5, Bentley 0. **Mid-Atlantic—**Armstrong Atlantic 5, Columbus St. 1; North Fla. 5, Pfeiffer 0; Armstrong Atlantic 5, North Fla. 0; GC&SU 9, Fayetteville St. 0; Kennesaw St. 5, S.C.-Spartanburg 3; GC&SU 5, Kennesaw St. 0. **Southeast—**Tusculum 5, Wingate 0; Lynn 5, Tusculum 0 (Lynn had first-round bye); Rollins 5, Presbyterian 1; Barry 5, Rollins 2 (Barry had first-round bye). **South—**West Fla. 7, North Ala. 0; Valdosta St. 5, Harding 0; West Fla. 5, Valdosta St. 1; Ouachita Baptist 5, Clark Atlanta 0; Delta St. 5, Central Arkansas 3; Ouachita Baptist 5, Delta St. 1. **Great Lakes—**Northwood 5, Lewis 0; Ferris St. 5, Indianapolis 2; Northwood 5, Ferris St. 0; Northern Mich. 5, West Liberty St. 2; Grand Valley St. 5, Southern Ind. 0; Northern Mich. 5, Grand Valley St. 1. **Central—**Midwestern St. 5, St. Edward's 4; Abilene Christian 5, Tarleton St. 1; Abilene Christian 5, Midwestern St. 0; Northeastern St. 5, Eastern N.M. 0; Drury 5, Cameron 1; Northeastern St. 5, Drury 0. **North Central—**Metro St. 5, Winona St. 0; Northern Colo. 5, St. Cloud St. 1; Metro St. 5, Northern Colo. 0; Northwest Mo. St. 5, North Dakota 1; Washburn 5, Neb.-Omaha 1; Northwest Mo. St. 5, Washburn 1. **West—**BYU-Hawaii 5, Sonoma St. 0; UC San Diego 4, Hawaii-Hilo 3; BYU-Hawaii 5, UC San Diego 0; Cal Poly Pomona 5, Grand Canyon 1; Hawaii Pacific 5, UC Davis 3; Hawaii Pacific 5, Cal Poly Pomona 4. **Round of 16:** Metro St. 5, Bloomsburg 1; Lynn 5, West Fla. 1; BYU-Hawaii 5, Armstrong Atlantic 2; Abilene Christian 5, Northwood 1; Northwest Mo. State 5, Slippery Rock 2; Barry 5, Ouachita Baptist 4; GC&SU 5, Hawaii Pacific 0; Northeastern St. 5, Northern Mich. 3. **Quarterfinals:** Lynn 5, Metro St. 0; BYU-Hawaii 5, Abilene Christian 1; Barry 5, Northwest Mo. St. 0; GC&SU 5, Northeastern St. 0. **Semifinals:** BYU-Hawaii 5, Lynn 1; Barry 5, GC&SU 3. **Championship:** BYU-Hawaii 5, Barry 3.

Tennis

DIVISION III

2003 Championships

Edited by Marty Benson.

Highlights

Happy trails: Emory's Eagles made their flight to California worthwhile, sweeping the singles, doubles and team championships, May 14-19 at the University of Redlands.

On the team side, the Atlanta-based school won its second title, defeating Washington and Lee, 5-1.

The Eagles rode their momentum in the individual events. The singles final marked the first time in event history in which teammates faced each other. Fellow Eagle Mary Ellen Gordon bested Jolyn Taylor, 6-4, 6-1. Each won her semifinal match over a Washington and Lee opponent in a rematch from the team championship.

Gordon and Taylor also won the doubles championship. With that win, Gordon, who finished the season undefeated against Division III singles opponents, became the fifth in event history to win the singles and the doubles titles in the same year and the second to win team, singles, and doubles championships in the same year. She also is the third player to have won three doubles titles.

For more, see the June 9, 2003 issue of The NCAA News at www.ncaa.org.

Photo by Todd Warshaw/NCAA Photos

Mary Ellen Gordon was part of three different titles for champion Emory.

Team Results

ATLANTIC SOUTH REGIONAL

AT LEXINGTON, VIRGINIA-MAY 3-4

Wash. & Lee 9, Salisbury 0

Doubles: No. 1-Lindsay Hagerman-Erika Proko, Wash. & Lee def. Jody Cogar-Samantha Coldren, Salisbury, 8-1; No. 2-Laura Bruno-Lisa Mabry, Wash. & Lee def. Cassie Meyer-Heather Tyng, Salisbury, 8-0; No. 3-Lora Farris-Elizabeth Law, Wash. & Lee def. Gen Lowe-Sammie Smiles, Salisbury, 8-6.

Singles: No. 1-Proko, Wash. & Lee def. Cogar, Salisbury, 6-0, 6-3; No. 2-Hagerman, Wash. & Lee def. Meyer, Salisbury, 6-1, 6-3; No. 3-Bruno, Wash. & Lee def. Coldren, Salisbury, 6-1, 6-0; No. 4-Brandi Jane Wedgeworth, Wash. & Lee def. Tyng, Salisbury, 6-2, 6-1; No. 5-Mabry, Wash. & Lee def. Lowe, Salisbury, 6-1, 6-0; No. 6-Law, Wash. & Lee def. Smiles, Salisbury, 6-3, 6-1.

Swarthmore 7, Mary Washington 0

Doubles: No. 1-Caroline Celano-Emily Townsend, Swarthmore def. Brandy Nelson-Karli Schneider, Mary Washington, 9-8 (2); No. 2-Anjani Reddy-Megan Speare, Swarthmore def. Dena Heath-Gayle Smith, Mary Washington, 8-1; No. 3-Kristina Pao-Elli Suzuki, Swarthmore def. Kim Colwell-Katie Zelenak, Mary Washington, 8-3.

Singles: No. 1-Reddy, Swarthmore def. Schneider, Mary Washington, 6-2, 6-1; No. 2-Pao, Swarthmore def. Smith, Mary Washington, 6-1, 6-3; No. 3-Celano, Swarthmore def. Colwell, Mary Washington, 6-1, 6-1; No. 4-Suzuki, Swarthmore def. Lindsay McMahon, Mary Washington, 6-0, 6-1; No. 5-Suspended; No. 6-Suspended.

Wash. & Lee 8, Swarthmore 1

Doubles: No. 1-Lindsay Hagerman-Erika Proko, Wash. & Lee def. Caroline Celano-Emily Townsend, Swarthmore, 8-3; No. 2-Laura Bruno-Lisa Mabry, Wash. & Lee def. Anjani Reddy-Megan Speare, Swarthmore, 8-4; No. 3-Kristina Pao-Elli Suzuki, Swarthmore def. Lora Farris-Elizabeth Law, Wash. & Lee, 8-6.

Singles: No. 1-Proko, Wash. & Lee def. Reddy, Swarthmore, 4-6, 6-2, 6-4; No. 2-Hagerman, Wash. & Lee def. Pao, Swarthmore, 6-4, 6-2; No. 3-Bruno, Wash. & Lee def. Celano, Swarthmore, 4-6, 7-5, 6-3; No. 4-Brandi Jane Wedgeworth, Wash. & Lee def. Townsend, Swarthmore, 6-2, 6-2; No. 5-Mabry, Wash. & Lee def. Speare, Swarthmore, 6-2, 6-7 (5), 6-3; No. 6-Law, Wash. & Lee def. Sonia Vallabh, Swarthmore, 6-2, 6-0.

AT ATLANTA

Rhodes 9, Sewanee 0

Doubles: No. 1-Laura Hoffmeister-Hennessy Howell, Rhodes def. Amy Martin-Ann Cox Steedman, Sewanee, 8-2; No. 2-Stephanie Gong-Colleen Forsyth, Rhodes def. Molly Cannon-Katye Rhett, Sewanee, 8-6; No. 3-Tamrin Wilcox-Krista DeWitt, Rhodes def. Mary Beth Bolt-Susanna Smith, Sewanee, 8-1.

Singles: No. 1-Gong, Rhodes def. Rhett, Sewanee, 6-2, 6-4; No. 2-Hoffmeister, Rhodes def. Cannon, Sewanee, 6-4, 7-5; No. 3-DeWitt, Rhodes def. Martin, Sewanee, 6-1, 6-3; No. 4-Forsyth, Rhodes def. Steedman, Sewanee, 6-4, 6-7 (3), 1-0 (11-9); No. 5-Howell, Rhodes def. Bolt, Sewanee, 6-1, 6-2; No. 6- Wilcox, Rhodes def. Kristin Luna, Sewanee, 6-4, 6-4.

Emory 9, Rhodes 0

Doubles: No. 1-Mary Ellen Gordon-Jolyn Taylor, Emory def. Laura Hoffmeister-Hennessy Howell, Rhodes, 8-2; No. 2-Margaret Moscato-Emily Warburg, Emory def. Stephanie Gong-Colleen Forsyth, Rhodes, 8-3; No. 3-Jamie Chan-Shannon Lovett, Emory def. Tamrin Wilcox-Krista DeWitt, Rhodes, 8-1.

Singles No. 1-Gordon, Emory def. Gong, Rhodes, 6-1, 6-0; No. 2-Taylor, Emory def. Hoffmeister, Rhodes, 6-1, 6-1; No. 3-Moscato, Emory def. DeWitt, Rhodes, 6-2, 6-4; No. 4-Chan, Emory def. Forsyth, Rhodes, 6-0, 6-2; No. 5-Carina Alberelli, Emory def. Howell, Rhodes, 7-5, 6-3; No. 6-Warburg, Emory def. Wilcox, Rhodes, 6-1, 6-0.

NORTHEAST REGIONAL-MAY 3-4

WILLIAMSTOWN, MASSACHUSETTS

Williams 9, Trinity (Conn.) 0

Doubles: No. 1-Stephanie Hall-Kate Troy, Williams def. Courtney Sargeant-Karen Huebner, Trinity (Conn.), 8-5; No. 2-Julie Mallory-Tracy Cheung, Williams def. Britt Olwine-Melissa White, Trinity (Conn.), 8-2; No. 3-Alexandra MacLennan-Brittany Binet, Williams def. Tory Miller-Aimee Heckt, Trinity (Conn.), 8-1.

Singles: No. 1-Hall, Williams def. Sargeant, Trinity (Conn.), 6-2, 6-3; No. 2-Mallory, Williams def. Huebner, Trinity (Conn.), 6-1, 6-3; No. 3-MacLennan, Williams def. Olwine, Trinity (Conn.), 6-1, 6-0; No. 4-Troy, Williams def. White, Trinity (Conn.), 6-0, 6-1; No. 5-Cheung, Williams def. Miller, Trinity (Conn.), 6-2, 6-2; No. 6-Binet, Williams def. Heckt, Trinity (Conn.), 6-0, 6-1.

Tufts 6, Middlebury 3

Doubles: No. 1-Sandy Spring-Ariella Neville, Middlebury def. Jennifer Lejb-Katie Nordstrom, Tufts, 8-3; No. 2-Nina Popel-Jena Seigel, Middlebury def. Barclay Gang-Neda Pisheva, Tufts, 8-2; No. 3-Ashley Weisman-Iffy Saeed,

Tufts def. Kristin Baker-Jeannie McIntosh, Middlebury, 8-4.
Singles: No. 1-Lejb, Tufts def. Spring, Middlebury, 6-0, 6-3; No. 2-Lauren Ready, Middlebury def. Becky Bram, Tufts, 6-4, 6-2; No. 3-Nordstrom, Tufts def. Neville, Middlebury, 6-2, 6-4; No. 4-Gang, Tufts def. Popel, Middlebury, 6-1, 6-0; No. 5-Saeed, Tufts def. McIntosh, Middlebury, 6-4, 2-6, 6-4; No. 6-Lisa Miller, Tufts def. Baker, Middlebury, 6-0, 6-2.

Williams 5, Tufts 4

Doubles: No. 1-Kate Troy-Stephanie Hall, Williams def. Jennifer Lejb-Katie Nordstrom, Tufts, 8-6; No. 2-Tracy Cheung-Julie Mallory, Williams def. Barclay Gang-Neda Pisheva, Tufts, 8-4; No. 3-Brittany Binet-Alex MacLennan, Williams def. Iffy Saeed-Ashley Weisman, Tufts, 9-8 (3).
Singles: No. 1-Lejb, Tufts def. Hall, Williams, 3-6, 6-3, 6-4; No. 2-Rebecca Bram, Tufts def. Mallory, Williams, 7-5, 4-6, 6-2; No. 3-MacLennan, Williams def. Nordstrom, Tufts, 6-2, 5-7, 7-5; No. 4-Troy, Tufts def. Gang, Williams, 6-4, 3-6, 6-4; No. 5-Cheung, Williams def. Saeed, Tufts, 6-7 (7), 6-0, 6-2; No. 6-Lisa Miller, Tufts def. Binet, Williams, 6-1, 2-6, 6-3.

AT AMHERST, MASSACHUSETTS

Vassar 5, Bowdoin 4

Doubles: No. 1-Paulette Hricko-Alexis Bawden, Bowdoin def. Alexis Neider-Jessica Shofler, 9-7; No. 2-Becky Weldon-Sarah Tighe, Vassar def. Kristina Sisk-Kara Perriello, Bowdoin, 8-4; No. 3-Diva Uberoi-Katy Robinette, Vassar def. Lauren Gray-Sanida Kikic, Bowdoin, 8-6.
Singles: No. 1-Hricko, Bowdoin def. Uberoi, Vassar, 6-3, 6-2; No. 2-Neider, Vassar def. Bawden, Bowdoin, 7-5, 7-5; No. 3-Kikic, Bowdoin def. Weldon, Vassar, 6-3, 6-2; No. 4-Shofler, Vassar def. Perriello, Bowdoin, 6-3, 7-5; No. 5-Julia Shaver, Bowdoin def. Robinette, Vassar, 6-7 (6-8), 6-1, 6-4; No. 6-Tighe, Vassar def. Sisk, Bowdoin, 3-6, 6-3, 6-4.

Amherst 9, Vassar 0

Doubles: No. 1-Rachel Holt-Tristan Hedrick, Amherst def. Alexis Neider-Jessica Shofler, Vassar, 8-4; No. 2-Roopali Agarwal-Hadley Miller, Amherst def. Becky Weldon-Sarah Tighe, Vassar, 8-2; No. 3-Wallis Molchen-Erin Murphy, Amherst def. Kathryn Robinette-Robin Chu, Vassar, 8-1.
Singles: No. 1-Kristen Raverta, Amherst def. Neider, Vassar, 5-7, 6-3, 6-2; No. 2-Holt, Amherst def. Weldon, Vassar, 6-0, 7-6 (2); No. 3-Hedrick, Amherst def. Shofler, Vassar, 6-1, 6-2; No. 4-Miller, Amherst def. Robinette, Vassar, 6-2, 6-2; No. 5-Agarwal, Amherst def. Tighe, Vassar, 6-2, 6-2; No. 6-Molchen, Amherst def. Amber Gaskins, Amherst, 6-0, 6-2.

CENTRAL REGIONAL-MAY 3-4

AT GREENCASTLE, INDIANA

DePauw 7, Albion 2

Doubles: No. 1-Haley Heathman-Liz Bondi, DePauw def. Amiee Greene-Emily Dumas, Albion, 8-1; No. 2-Jill Anderson-Alex Nelson, DePauw def. Katie Tornga-Betsy Netherton, Albion, 8-4; No. 3-Kristin Gieseke-Kathryn Magill, DePauw def. Karen Dumas-Amy Eash, Albion, 9-8 (0).
Singles: No. 1-Heathman, DePauw def. George, Albion, 6-1, 5-7, 6-1; No. 2-Bondi, DePauw def. Tornga, Albion, 6-2, 6-2; No. 3-Anderson, DePauw def. Netherton, Albion, 6-3, 7-6 (4); No. 4-K. Dumas, Albion def. Nelson, DePauw, 2-6, 6-3, 6-3; No. 5-Gieseke, DePauw def. E. Dumas, Albion, 6-3, 6-4; No. 6-Caitlyn Campbell, Albion def. Katherine Nicolson, DePauw, 2-6, 6-3, 6-4.

Washington (Mo.) 7, Denison 2

Doubles: No. 1-Rathi Mani-Lauren Zwick, Williams def. Alison Hughes-Erin Coughlin, Denison, 8-4; No. 2-Katie Lavoie-Allison Lesnett, Denison def. Steph Cook-Kacie Cook, Williams, 8-4; No. 3-Jenny Stein-Laura Greenberg, Williams def. Meridith Sulser-Sara Mandzak, Denison, 8-6.
Singles: No. 1-Stein, Williams def. Sulser, Denison, 7-6 (6), 5-7, 6-2; No. 2-K. Cook, Williams def. Lavoie, Denison, 6-2, 6-1; No. 3-Ali Hughes, Denison def. S. Cook, Williams, 6-1, 5-7, 6-1; No. 4-Greenberg, Williams def. Lesnett, Denison, 6-2, 6-1; No. 5-Zwick, Williams def. Coughlin, Denison, 6-3, 6-3; No. 6-Jen Kivitz, Williams def. Valeria Muradov, Denison, 6-4, 6-0.

DePauw 6, Washington (Mo.) 3

Doubles: No. 1-Haley Heathman-Liz Bondi, DePauw def. Rathi Mani-Lauren Zwick, Williams 8-6; No. 2-Jill Anderson-Alex Nelson, DePauw def. Steph Cook-Kacie Cook, Williams, 8-6; No. 3-Kristin Gieseke-Kathryn Magill, DePauw def. Jenny Stein-Laura Greenberg, Williams, 8-4.
Singles: No. 1-Heathman, DePauw def. Stein, Williams, 6-4, 7-5; No. 2-Bondi, DePauw def. K. Cook, Williams 6-1, 6-1; No. 3-S. Cook, Williams def. Anderson, DePauw, 6-1, 6-3; No. 4-Nelson, DePauw def. Greenberg, Williams, 6-3, 7-5; No. 5-Zwick, Williams def. Gieseke, DePauw, 1-6, 6-4, 6-3; Jen Kivitz, Williams def. Katherine Nicolson, DePauw 6-2, 6-0.

AT ST. PETER, MINNESOTA

St. Thomas (Minn.) 6, Wis.-Eau Claire 3

Doubles: No. 1-Alison Hover-Jenny Stafford, Wis-Eau Claire def. Julie Wieden-Jodi Dmohoski, St. Thomas (Minn.), 8-5; No. 2-Sarah Lee-Katie Miettunen, St. Thomas (Minn.) def. Megan Tauer-Molly Cadwell, St. Thomas (Minn.), 8-5; No. 3-Becky Bell-Tiffany Weaver, St. Thomas (Minn.) def. Tara Anderson-Lindsay Lee, Wis.-Eau Claire, 8-0.
Singles: No. 1-Hover, Wis.-Eau Claire def. Lee, St. Thomas (Minn.), 4-6, 6-3, 1-0 (6); No. 2-Stafford, Wis-Eau Claire def. Wieden, St. Thomas (Minn.), 7-5, 4-6, 1-0 (8); No. 3-Miettunen, St. Thomas (Minn.) def. Anderson, Wis.-Eau Claire, 6-4, 7-5; No. 4-Dmohoski, St. Thomas (Minn.) def. Tauer, Wis.-Eau Claire, 6-1, 7-6 (5); No. 5-Bell, St. Thomas (Minn.) def. Katie Steffes, Wis.-Eau Claire, 6-2, 6-3; No. 6-Weaver, St. Thomas (Minn.) def. Annie Krueger, Wis.-Eau Claire, 6-4, 6-2.

Gust. Adolphus 5, St. Thomas (Minn.) 0

Doubles: No.1-Lyndsay Palen-Kara Smiley, Gust. Adolphus def. Julie Wieden-Jodi Dmohoski, St. Thomas (Minn.), 8-4; No. 2-Marla Menne-Tara Houlihan, Gust. Adolphus def. Sarah Lee-Katie Miettunen, St. Thomas (Minn.), 9-8 (6); No. 3-Kris Rosborough-Elissa Bashleben, Gust. Adolphus def. Becky Bell-Tiffany Weaver, St. Thomas (Minn.), 9-7.
Singles: No.1-Abandonded; No.2-Abandoned; No. 3-Palen, Gust. Adolphus def. Miettunen, St. Thomas (Minn.), 6-3, 6-4; No. 4-Smiley, Gust. Adolphus def. Dmohoski, St. Thomas (Minn.), 6-4, 6-1; No. 5-Abandoned; No. 6-Abandoned.

WEST REGIONAL-MAY 2-3

AT CLAREMONT, CALIFORNIA

Redlands 7, Claremont-M-S 2

Doubles: No. 1-Tatiana Steinberg-Molly Shih, Redlands def. Lauren Drew-Beth Ann DiNapoli, Claremont-M-S, 8-6; Erin Hiranaga-Jenna Umeno, Redlands def. Kristen Handley-Becca Dutton, Claremont-M-S, 9-7; Melissa Gorey-Kerri Hatfield, Redlands def. Jirika Peterson-Nellie Hauff, Claremont-M-S, 8-2.
Singles: No. 1-Dutton, Claremont-M-S def. Steinberg, Redlands, 3-6, 6-4 (14-10); No. 2-Hiranaga, Redlands def. DiNapoli, Claremont-M-S, 6-0, 6-3; No. 3-Drew, Claremont-M-S, def. Gorey, Redlands, 6-4, 0-6, 6-3; No. 4-Peterson, Claremont-M-S def. Shih, Redlands, 6-4, 6-4; No. 5-Andrea Dunlop, Redlands def. Handley, Claremont-M-S, 7-6 (2), 6-4; Umeno, Redlands def. Hauff, Claremont-M-S, 6-2, 6-1.

Pomona-Pitzer 5, Redlands 4

Doubles: No. 1-Kelli Howard-Whitney Henderson, Pomona-Pitzer def. Tatiana Steinberg-Molly Shih, Redlands, 8-1; No. 2-Erin Hiranaga-Jenna Umeno, Redlands def. Betsy Mork-Lauren Calton, Pomona-Pitzer, 9-8 (3); No. 3-Melissa Gorey-Kerri Hatfield, Redlands def. Vicki Chen-Kelsey Chance, Pomona-Pitzer, 8-5.
Singles: No. 1-Steinberg, Redlands def. Howard, Pomona-Pitzer, 7-5, 6-4; No. 2-Henderson, Pomona-Pitzer def. Hiranaga, Redlands, 6-3, 6-4; No. 3-Mork, Pomona-Pitzer def. Gorey, Redlands, 6-1, 6-0; No. 4-Chen, Pomona-Pitzer def. Shih, Redlands, 6-4, 1-6, 6-2; No. 5-Chance, Pomona-Pitzer def. Andrea Dunlop, Redlands, 6-2, 6-3; No. 6-Umeno, Redlands def. Calton, Pomona-Pitzer, 6-3, 6-1.

AT SAN ANTONIO -MAY 3

Trinity (Tex.) 9, Cal Lutheran 0

Doubles: No. 1-Rebecca Hunau-Lisa Novajosky, Trinity (Tex.) def. Heather McGowan-Berica Day, Cal Lutheran, 8-2; No. 2-Jen Hansen-Aimee Fiore, Trinity (Tex.) def. Lindsay Smith-Abbe Ulrich, Cal Lutheran, 8-3; No. 3-Stephanie Perkins-Amanda Howie, Trinity (Tex.) def. Megan Suarez-Christy Austin, Cal Lutheran, 8-4.
Singles: No. 1-Hansen, Trinity (Tex.) def. Smith, Cal Lutheran, 6-4,6-1; No. 2-Hunau, Trinity (Tex.) def. Day, Cal Lutheran, 7-5,6-1; No. 3-Novajosky, Trinity (Tex.) def. McGowan, Cal Lutheran, 4-6, 6-3,(10-6); No. 4-Fiore, Trinity (Tex.) def. Suarez, Cal Lutheran, 6-2,6-3; No. 5-Jessica Thompson, Trinity (Tex.) def. Ulrich, Cal Lutheran, 6-0,6-0; No. 6-Perkins, Trinity (Tex.) def. Jackie Mendillo, Cal Lutheran, 7-5, 4-6, (11-9).

QUARTERFINALS-MAY 14

AT REDLANDS, CALIFORNIA

Emory 9, Gust. Adolphus 0

Doubles: No. 1-Mary Ellen Gordon-Jolyn Taylor, Emory def. Lyndsey Palen-Kara Smiley, Gust. Adolphus, 8-2; No. 2-Margaret Moscato-Emily Warburg, Emory def. Marla Menne-Tara Houlihan, Gust. Adolphus, 8-5; No. 3-Jamie Chan-Shannon Lovett, Emory def. Elissa Bashleben-Kris Rosborough, Gust. Adolphus, 8-1.
Singles: No. 1-Gordon, Emory def. Rosborough, Gust. Adolphus, 6-1, 6-1; No. 2-Taylor, Emory def. Houlihan, Gust. Adolphus, 6-0, 6-0; No. 3-Moscato, Emory def. Palen, Gust. Adolphus, 6-3, 6-4; No. 4-Chan, Emory def. Smiley, Gust. Adolphus, 6-3, 6-3; No. 5-Carina Alberelli, Emory def. Menne, Gust. Adolphus, 6-4, 4-6, 10-5; No. 6-Warburg, Emory def. Mikaela Schmitt, Gust. Adolphus, 6-3, 6-1.

Williams 6, Trinity (Tex.) 3

Doubles: No. 1-Stephanie Hall-Kate Troy, Williams def. Heather McGowan-Berica Day, Trinity (Tex.), 9-8 (5); No. 2-Lindsay Smith-Abbe Ulrich, Trinity (Tex.) def. Julie Mallory-Tracy Cheung, Williams, 9-7; No. 3-Alexandra MacLennan-Brittany Binet, Williams def. Megan Suarez-Christy Austin, Trinity (Tex.), 8-2.
Singles: No. 1-Hall, Williams def. Smith, Trinity (Tex.), 6-3, 6-3; No. 2-Day, Trinity (Tex.) def. Mallory, Williams, 6-1, 6-7, 11-9; No. 3-MacLennan, Williams def. McGowan, Trinity (Tex.), 3-6, 6-0, 6-1; No. 4-Troy, Williams def. Suarez, Trinity (Tex.), 7-6 (4), 6-2; No. 5-Cheung, Williams def. Ulrich, Trinity (Tex.), 4-6, 6-2, 6-0; No. 6-Jackie Mendillo, Trinity (Tex.) def. Binet, Williams, 4-6, 6-2, 7-5.

Amherst 5, DePauw 4

Doubles: No. 1-Haley Heathman-Liz Bondi, DePauw def. Rachel Holt-Tristan Hedrick, Amherst, 8-6; No. 2-Hadley Miller-Roopali Agarwal, Amherst def. Jill Anderson-Alex Nelson, DePauw, 8-2; No. 3-Wallis Molchen-Erin Murphy, Amherst def. Kristin Gieseke-Kathryn Magill, DePauw, 8-2.
Singles: No. 1-Heathman, DePauw def. Kristen Raverta, Amherst, 6-3, 6-3; No. 2-Bondi, DePauw def. Holt, Amherst, 6-4, 7-6 (4); No. 3-Hedrick, Amherst def. Anderson, DePauw, 6-0, 6-0; No. 4-Miller, Amherst def. Nelson, DePauw, 6-1, 6-4; No. 5-Gieseke, DePauw def. Agarwal, Amherst, 6-3, 3-6, 6-3; No. 6-Molchen, Amherst def. Katherine Nicolson, DePauw, 6-4, 6-1.

Wash. & Lee 8, Pomona-Pitzer 1

Doubles: No. 1-Lindsay Hagerman-Erika Proko, Wash. & Lee def. Kelli Howard-Whitney Henderson, Pomona-Pitzer, 9-7; No. 2-Laura Bruno-Lisa Mabry, Wash. & Lee def. Betsy Mork-Lauren Calton, Pomona-Pitzer, 8-3; No. 3-Laura Farris-Elizabeth Law, Wash. & Lee def. Vicki Chen-Kelsey Chance, Pomona-Pitzer, 8-4.
Singles: No. 1-Proko, Wash. & Lee def. Howard, Pomona-Pitzer, 5-7, 6-2, 11-9; No. 2-Hagerman, Wash. & Lee def. Henderson, Pomona-Pitzer, 6-4, 6-3; No. 3-Mork, Pomona-Pitzer def. Bruno, Wash. & Lee, 1-6, 7-6, 10-8; No. 4-Brandi Jane Wedgeworth, Wash. & Lee def. Chen, Pomona-Pitzer, 6-3, 6-2; No. 5-Mabry, Wash. & Lee def. Chance, Pomona-Pitzer, 6-4, 6-4; No. 6-Law, Wash. & Lee def. Calton, Pomona-Pitzer, 6-0, 6-1.

SEMIFINALS-MAY 15

AT REDLANDS, CALIFORNIA

Emory 6, Williams 3

Doubles: No. 1-Mary Ellen Gordon-Jolyn Taylor, Emory def. Stephanie Hall-Kate Troy, Williams, 8-2; No. 2-Margaret Moscato-Emily Warburg, Emory def. Julie Mallory-Tracy Cheung, Williams, 9-8 (5); No. 3-Jamie Chan-Shannon Lovett, Emory def. Alex MacLennan-Brittany Binet, Williams, 8-5.
Singles: No. 1-Gordon, Emory def. Hall, Williams, 6-1, 6-0; No. 2-Taylor, Emory def. Mallory, Williams, 6-0, 6-3; No. 3-MacLennan, Amherst def. Moscato, Emory, 6-2, 6-3;

No. 4-Troy, Williams def. Chan, Emory, 6-3, 6-4; No. 5-Cheung, Williams def. Carina Alberelli, Emory, 6-3, 6-4; No. 6-Warburg, Emory def. Binet, Williams, 6-3, 6-2.

Wash. & Lee 7, Amherst 2

Doubles: No. 1-Lindsay Hagerman-Erika Proko, Wash. & Lee def. Rachel Holt-Tristan Hedrick, Amherst, 8-4; No. 2-Laura Bruno-Lisa Mabry, Wash. & Lee def. Hadley Miller-Roopali Agarwal, Amherst, 9-7; No. 3-Lora Farris-Elizabeth Law, Wash. & Lee def. Wallis Molchen-Erin Murphy, Amherst, 9-8 (3).

Singles: No. 1-Proko, Wash. & Lee def. Kristen Raverta, Amherst, 6-2, 6-3; No. 2-Hagerman, Wash. & Lee def. Holt, Amherst, 6-3, 6-1; No. 3-Hedrick, Amherst def. Bruno, Wash. & Lee, 6-2, 6-2; No. 4-Brandi Jane Wedgeworth, Wash. & Lee def. Miller, Amherst, 6-4, 6-4; No. 5-Mabry, Wash. & Lee def. Agarwal, Amherst, 3-6, 6-3, 12-10; No. 6-Molchen, Amherst def. Law, Wash. & Lee, 6-3, 4-6, 10-8.

THIRD PLACE-MAY 16

AT REDLANDS, CALIFORNIA

Williams 5, Amherst 4

Doubles: No. 1-Stephanie Hall-Kate Troy, Williams def. Rachel Holt-Tristan Hedrick, Amherst, 8-5; No. 2- Hadley Miller-Roopali Agarwal, Amherst def. Julie Mallory-Tracy Cheung, Williams, 8-3; No. 3- Alex MacLennan-Brittany Binet, Williams def. Wallis Molchen-Erin Murphy, Amherst, 8-4.

Singles: No. 1-Hall, Williams def. Kristen Raverta, Amherst, 4-6, 6-2, 6-2; No. 2- Holt, Amherst def. Mallory, Williams, 6-1, 6-2; No.3-Hedrick, Amherst def. MacLennan, Williams, 6-2, 3-6, 6-3; No. 4- Troy, Williams def. Miller, Amherst, 6-3, 6-2; No. 5-Cheung, Williams def. Agarwal, Amherst, 7-5, 6-1; No. 6-Molchen, Amherst def. Binet, Williams, 6-3, 6-2.

CHAMPIONSHIP-MAY 16

AT REDLANDS, CALIFORNIA

Emory 5, Wash. & Lee 1

Doubles: No. 1-Lindsay Hagerman-Erika Proko, Wash. & Lee def. Mary Ellen Gordon-Jolyn Taylor, Emory, 8-4; No. 2-Margaret Moscato-Emily Warburg, Emory def. Laura Bruno-Lisa Mabry, Wash. & Lee, 8-4; No. 3-Jamie Chan-Shannon Lovett, Emory def. Lora Farris-Elizabeth Law, Wash. & Lee, 8-6.

Singles: No. 1-Gordon, Emory def. Proko, Wash. & Lee, 6-4, 6-2; No. 2-Taylor, Emory def. Hagerman, Wash. & Lee, 6-2, 6-0; No. 3-Suspended; No. 4-Suspended; No. 5-Suspended; No. 6-Warburg, Emory def. Law, Wash. & Lee, 6-2, 7-6 (3).

Individual Results

SINGLES

FIRST ROUND-MAY 17

Mary Ellen Gordon, Emory def. Julia Lebedeva, Beloit, 6-1, 6-2; Stephanie Gong, Rhodes def. Jennifer Lejb, Tufts, 6-1, 6-1; Jenny Stein, Washington (Mo.) def. Katie Frick, UC Santa Cruz, 6-0, 7-6 (3); Stephanie Hall, Williams def. Kris Rosborough, Gust. Adolphus, 6-1, 6-1; Haley Heathman, DePauw def. Anjani Reddy, Swarthmore, 6-4, 6-1; Kelly Howard, Pomona-Pitzer def. Christina Reimers, Kenyon, 6-1, 6-3; Erika Proko, Wash. & Lee def. Jen Hansen, Cal Lutheran, 6-2, 6-4; Tatiana Steinberg, Redlands def. Kristen Raverta, Amherst, 6-3, 6-2; Liz Bondi, DePauw def. Tristan Hedrick, Amherst, 6-2, 4-6, 6-2; Becca Dutton, Claremont-M-S def. Jane Chae, Brandeis, 6-4, 2-6, 6-4; Julie Mallory, Williams def. Meaghan Clark, Kalamazoo, 7-6 (4), 7-5; Jolyn Taylor, Emory def. Sara Hughes, Colby, 6-1, 6-1; Rachel Holt, Amherst def. Margaret Moscato, Emory, 6-1, 6-3; Lindsay Hagerman, Wash. & Lee def. Rebecca Bram, Tufts, 6-1, 6-0; Lindsey Pfalmer, Cornell College def. Paulette Hricko, Bowdoin, 7-5, 6-4; Elena Blanina, Methodist def. Lindsay Smith, Trinity (Tex.), 6-4, 6-3.

SECOND ROUND- MAY 17

Gordon, Emory def. Gong, Rhodes, 6-1, 6-1; Hall, Williams def. Stein, Washington (Mo.), 3-6, 7-6 (1), 6-1; Heathman, DePauw def. Howard, Pomona-Pitzer, 6-4, 1-6, 6-3; Proko, Wash. & Lee def. Steinberg, Redlands, 6-3, 6-2; Bondi, DePauw def. Dutton, Claremont-M-S, 6-4, 1-6, 6-0; Taylor, Emory def. Mallory, Williams, 7-5, 6-0; Hagerman, Wash. & Lee def. Holt, Amherst, 6-2, 6-3; Blanina, Methodist def. Pfalmer, Cornell College, 6-0, 6-0.

QUARTERFINALS-MAY 18

Gordon, Emory def. Hall, Williams, 6-4, 6-1; Proko, Wash. & Lee def. Heathman, DePauw, 7-5, 7-5; Taylor, Emory def. Bondi, DePauw, 6-3, 6-0; Hagerman, Wash. & Lee def. Blanina, Methodist, 6-4, 6-3.

SEMIFINALS-MAY 18

Gordon, Emory def. Proko, Wash. & Lee, 6-3, 6-3; Taylor, Emory def. Hagerman, Wash. & Lee, 6-2, 6-3.

CHAMPIONSHIP- MAY 19

Gordon, Emory def. Taylor, Emory, 6-4, 6-1.

DOUBLES

FIRST ROUND-MAY 17

Lindsay Hagerman-Erika Proko, Wash. & Lee def. Kelli Howard-Whitney Henderson, Pomona-Pitzer, 4-6, 6-3, 6-3; Margaret Moscato-Emily Warburg, Emory def. Lyndsay Palen-Kara Smiley, Gust. Adolphus, 6-1, 6-2; Haley Heathman-Liz Bondi, DePauw def. Rebecca Hunau-Lisa Novajorsky, Cal Lutheran, 6-3, 6-3; Stephanie Hall-Kate Troy, Williams def. Rathi Mani-Lauren Zwick, Washington (Mo.), 6-1, 6-2; Rachel Holt-Tristan Hedrick, Amherst def. Ne'ko Browder-Shoko Nakamura, Washington (Md.), 6-3, 6-3; Elena Blanina-Carla Simpson, Methodist def. Jennifer Lejb-Katie Nordstrom, Tufts, 6-4, 6-1; Heather McGowan-Berica Day, Trinity (Tex.) def. Sara Hughes-Britt Palmedo, Colby, 6-4, 3-6, 6-4; Mary Ellen Gordon-Jolyn Taylor, Emory def. Julie Mallory-Tracy Cheung, Williams, 6-4, 6-3.

QUARTERFINALS-MAY 18

Hagerman-Proko, Wash. & Lee def. Moscato-Warburg, Emory, 6-4, 5-7, 7-5; Heathman-Bondi, DePauw def. Hall-Troy, Williams, 4-6, 7-5, 6-4; Blanina-Simpson, Methodist def. Holt-Hedrick, Amherst, 4-6, 7-5, 6-2; Gordon-Taylor, Emory def. McGowan-Day, Trinity (Tex.), 6-3, 6-2.

SEMIFINALS-MAY 18

Heathman-Bondi, DePauw def. Hagerman-Proko, Wash. & Lee, 7-6 (4), 6-1; Gordon-Taylor, Emory def. Blanina-Simpson, Methodist, 6-4, 7-6 (7).

CHAMPIONSHIP-MAY 19

Gordon-Taylor, Emory def. Heathman-Bondi, DePauw, 6-3, 6-2.

History

Team Results

Year	Champion	Coach	Score	Runner-Up	Host or Site
1982	Occidental	Lynn Pacala	18-15	UC San Diego	Jackson, Miss.
1983	Principia	Lynn DeLaney	17-13	UNC Greensboro	Claremont-M-S
1984	Davidson	Caroline Brown	15-14	UC San Diego	Kalamazoo
1985	UC San Diego	Liz LaPlante	8-1	Davidson	Haverford
1986	TCNJ	Brenda Campbell	6-3	Occidental	Kalamazoo
1987	UC San Diego	Liz LaPlante	6-3	Occidental	Kalamazoo
1988	Mary Washington	Ed Hegmann	7-2	Kenyon	Emory
1989	UC San Diego	Liz LaPlante	8-1	Kenyon	Claremont-M-S
1990	Gust. Adolphus	Jon Carlson	5-4	UC San Diego	TCNJ
1991	Mary Washington	Ed Hegmann	5-4	Gust. Adolphus	Emory
1992	Pomona-Pitzer	Lisa Beckett	5-4	Kenyon	Kalamazoo
1993	Kenyon	Paul Wardlaw	7-2	Gust. Adolphus	Carleton
1994	UC San Diego	Liz LaPlante	7-2	Williams	Kalamazoo
1995	Kenyon	Paul Wardlaw	5-4	UC San Diego	Sweet Briar
1996	Emory	Cathy Benton	5-1	Wash. & Lee	Kalamazoo
1997	Kenyon	Paul Wardlaw	6-3	Trinity (Tex.)	Pomona, Calif.
1998	Skidmore	Jeff Segrave	5-1	Kenyon	Wash. & Lee
1999	Amherst	Jackie Bagwell	5-2	Williams	TCNJ
2000	Trinity (Tex.)	Butch Newman	5-4	UC San Diego	Gust. Adolphus
2001	Williams	Julie Greenwood	6-3	Trinity (Tex.)	Trinity (Tex.)
2002	Williams	Julie Greenwood	6-3	Emory	Sweet Briar
2003	Emory	Amy Smith	5-1	Wash. & Lee	Redlands, Calif.

(Note: Before 1985, individual wins counted in the team's total points. In 1985, a dual-match, single-elimination team championship was initiated, eliminating the points system.)

TEAM CHAMPIONSHIPS

UC San Diego 4, Kenyon 3, Emory 2, Mary Washington 2, Williams 2, Amherst, Davidson, Gust. Adolphus, Occidental, Pomona-Pitzer, Principia, TCNJ, Skidmore, Trinity (Tex.), 1 each.

SINGLES CHAMPIONSHIPS

Principia 3, Amherst 2, Menlo 2, Methodist 2, Pomona-Pitzer 2, Rhodes 2, Elizabethtown, Emory, Middlebury, Occidental, Redlands, TCNJ, UC San Diego, Skidmore, Wellesley, 1 each.

DOUBLES CHAMPIONSHIPS

Pomona-Pitzer 5, Principia 4, Emory 3, UC San Diego 2, Williams 2, Kenyon, Middlebury, Occidental, Rhodes, Skidmore

Championship Records

(Note: No doubles team has won more than two titles; however, Courtney Allen, Principia [1984-86-87], and Shelley Keeler, Pomona-Pitzer [1990-91-92], each won three doubles titles with two or more different partners.)

NUMBER OF INDIVIDUAL TITLES, CAREER

6—Courtney Allen, Principia (singles 1984-85-87, doubles 1984-86-87).

NUMBER OF SINGLES TITLES, CAREER

3—Courtney Allen, Principia (1984-85-87).

NUMBER OF DOUBLES TITLES, SAME PARTNERS

2—Courtney Allen and Sue Godfrey, Principia (1986-87); Shelley Keeler and Erin Hendricks, Pomona-Pitzer (1991-92); Mary Ellen Gordon and Anusha Natarajan, Emory, 2001-02.

Individual Champions

SINGLES

1982 Beckie Donecker, Elizabethtown
1983 Jean Marie Sanders, Occidental
1984 Courtney Allen, Principia
1985 Courtney Allen, Principia
1986 Debbie Daniel, TCNJ

1987 Courtney Allen, Principia
1988 Caroline Bodart, Menlo
1989 Caroline Bodart, Menlo
1990 Christine Behrens, UC San Diego
1991 Karyn Cooper, Wellesley

1992 Shelley Keeler, Pomona-Pitzer
1993 Helen Motter, Middlebury
1994 Claire Turchi, Pomona-Pitzer
1995 Nao Kinoshita, Rhodes
1996 Dina Dajani, Redlands

1997 Nao Kinoshita, Rhodes
1998 Jamie Levine, Skidmore
1999 Cornelia Steinberg, Amherst
2000 Jamie Cohen, Amherst
2001 Elena Blanina, Methodist

2002 Elena Blanina, Methodist
2003 Mary Ellen Gordon, Emory

DOUBLES

1982 Kathleen McFadden and Jean Marie Sanders, Occidental
1983 Kristi Martin and Wendy Clark, Principia
1984 Courtney Allen and Suzy Verheul, Principia
1985 Jessica Vernon and Nadine Akimoto, UC San Diego
1986 Courtney Allen and Sue Godfrey, Principia

1987 Courtney Allen and Sue Godfrey, Principia
1988 Julie Lindberg and Karen Nilsen, Pomona-Pitzer
1989 Christine Behrens and Nancy Calhoun, UC San Diego
1990 Shelley Keeler and Caryn Cranston, Pomona-Pitzer
1991 Shelley Keeler and Erin Hendricks, Pomona-Pitzer

1992 Shelley Keeler and Erin Hendricks, Pomona-Pitzer
1993 Helen Motter and Nanci Olson, Middlebury
1994 Becky Mallory and Julie Greenwood, Williams
1995 Marilyn Baker and Natalia Garcia, Wash. & Lee
1996 Porter Harris and Julie Greenwood, Williams

1997 Nao Kinoshita and Taylor Tarver, Rhodes
1998 Caryn Cuthbert and Erin Hockman, Kenyon
1999 Inke Noel and Lisa Powers, Skidmore
2000 Sheree Schwartz and Meghan Gould, Pomona-Pitzer
2001 Mary Ellen Gordon and Anusha Natarajan, Emory

2002 Mary Ellen Gordon and Anusha Natarajan, Emory
2003 Mary Ellen Gordon and Jolyn Taylor, Emory

Won-Lost Records in Tournament Play (since 1985)

Team (Years Participated)	Yrs.	Won	Lost	Pct.	1st	2nd	3rd	4th
Albion (2003)	1	0	1	.000	0	0	0	0
Amherst (1995-96-97-98-99-2000-01-02-03)	9	18	12	.600	1	0	0	4
Bowdoin (2002-03)	2	0	2	.000	0	0	0	0
UC San Diego (1985-87-88-89-90-91-92-93-94-95-96-97-98-99-2000)	15	30	11	.732	4	3	3	0
UC Santa Cruz (1994-2002)	2	1	2	.333	0	0	0	0
Cal Lutheran (2003)	1	0	1	.000	0	0	0	0
Chapman (2001)	1	0	1	.000	0	0	0	0
Carleton (1995-96)	2	1	2	.333	0	0	0	0
Claremont-M-S (1995-96-97-98-99-2000-01-02-03)	9	4	9	.308	0	0	0	0
Colorado Col. (1986)	1	1	2	.333	0	0	0	1
Davidson (1985)	1	2	1	.667	0	1	0	0
Denison (1993-2002-03)	3	1	3	.250	0	0	0	0
DePauw (2000-01-03)	3	2	3	.400	0	0	0	0
Emory (1985-86-87-88-89-90-91-92-93-94-95-96-97-98-99-2000-01-02-03)	19	22	18	.550	2	1	2	1
Frank. & Marsh. (1985-86-88-90-93-94)	6	3	8	.273	0	0	0	2
Gust. Adolphus (1989-90-91-92-93-94-95-96-97-98-99-2000-01-02-03)	15	23	17	.575	1	2	1	3
Hope (1987-88-89-98-2000)	5	0	5	.000	0	0	0	0
Kalamazoo (1986-94)	2	2	2	.500	0	0	1	0
Kenyon (1987-88-89-90-91-92-93-94-95-96-97-98-99-2000-01-02)	16	24	14	.632	3	4	1	1
Luther (1986-94-95-98-99-2000-01-02)	8	1	8	.111	0	0	0	0
Mary Washington (1986-87-88-89-90-91-92-93-94-97-99-2000-01-02-03)	15	12	14	.462	2	0	1	1
MIT (1993-2000)	2	0	2	.000	0	0	0	0
Meridith (2000)	1	0	1	.000	0	0	0	0
Methodist (2001-02)	2	0	2	.000	0	0	0	0
Middlebury (2003)	1	0	1	.000	0	0	0	0
TCNJ (1985-86-87-89-90-91-92-98-99-2000)	10	4	9	.308	1	0	0	0
Occidental (1986-87)	2	4	2	.667	0	2	0	0
Pomona-Pitzer (1985-88-89-90-91-92-95-96-97-2000-01-02-03)	13	14	12	.539	1	0	2	0
Principia (1985)	1	2	1	.667	0	0	1	0
Redlands (2000-01-02-03)	4	1	4	.200	0	0	0	0
Rhodes (1985-96-2000-01-02-03)	6	4	6	.400	0	0	0	0
Rochester (2000-02)	2	0	2	.000	0	0	0	0
St. Mary's (Ind.) (2002)	1	0	1	.000	0	0	0	0

Team (Years Participated)	Yrs.	Won	Lost	Pct.	1st	2nd	3rd	4th
St. Olaf (1990-91-92)	3	1	3	.250	0	0	0	0
St. Thomas (Minn.) (1990-91-92-93-2002-03)	6	5	6	.455	0	0	0	0
Salisbury (2001-02-03)	3	1	3	.250	0	0	0	0
Sewanee (1989-90-92-93-94-95-96-97-98-99-2000-01-02-03)	14	5	15	.250	0	0	0	1
Skidmore (1987-89-90-95-96-97-98-99-2000)	9	7	9	.438	1	0	0	1
Smith (1988-93-94)	3	0	3	.000	0	0	0	0
Swarthmore (1992-2003)	2	2	2	.500	0	0	0	0
Trinity (Conn.) (2000-01-02-03)	4	2	4	.333	0	0	0	0
Trinity (Tex.) (1993-94-95-96-97-98-99-2000-01-02-03)	11	21	13	.618	1	2	3	3
Tufts (2001-02-03)	2	2	2	.500	0	0	0	0
Vassar (1991-2001-03)	4	2	4	.333	0	0	0	0
Wash. & Lee (1991-94-95-96-97-98-99-2000-01-02-03)	11	23	12	.657	0	2	3	1
Washington (Md.) (1992)	1	0	1	.000	0	0	0	0
Washington (Mo.) (1997-2000-01-02-03)	5	3	5	.375	0	0	0	0
Wellesley (1991-2002)	2	0	2	.000	0	0	0	0
Wesleyan (Conn.) (2001)	1	1	1	.500	0	0	0	0
Wheaton (Ill.) (2000)	1	1	1	.500	0	0	0	0
Williams (1994-95-96-97-98-99-2000-02-03)	10	23	8	.742	2	2	1	0
Wis.-Eau Claire (2000-01-03)	2	2	3	.400	0	0	0	0
Wis.-La Crosse (2001)	1	1	1	.500	0	0	0	0

All-Time Team Results

1985 Quarterfinals: Principia 5, Emory 2; Frank. & Marsh. 5, Rhodes 4; UC San Diego 5, TCNJ 1; Davidson 6, Pomona-Pitzer 3. **Semifinals:** UC San Diego 5, Principia 4; Davidson 5, Frank. & Marsh. 2. **Third Place:** Principia 7, Frank. & Marsh. 2. **Championship:** UC San Diego 8, Davidson 1.

1986 Quarterfinals: Occidental 8, Luther 1; Colorado Col. 5, Emory 4; Kalamazoo 7, Frank. & Marsh. 2; TCNJ 5, Mary Washington 4. **Semifinals:** Occidental 8, Colorado Col. 1; TCNJ 5, Kalamazoo 4. **Third Place:** Kalamazoo 5, Colorado Col. 4. **Championship:** TCNJ 6, Occidental 3.

1987 Quarterfinals: Kenyon 5, TCNJ 4; UC San Diego 8, Emory 1; Occidental 6, Skidmore 3; Mary Washington 6, Hope 3. **Semifinals:** UC San Diego 6, Kenyon 3; Occidental 7, Mary Washington 2. **Third Place:** Mary Washington 8, Kenyon 1. **Championship:** UC San Diego 6, Occidental 3.

1988 Quarterfinals: Frank. & Marsh. 5, Emory 4; Mary Washington 5, Hope 4; Kenyon 5, Pomona-Pitzer 4; UC San Diego 5, Smith 2. **Semifinals:** Mary Washington 5, Frank. & Marsh. 1; Kenyon 5, UC San Diego 4. **Third Place:** UC San Diego 8, Frank. & Marsh. 1. **Championship:** Mary Washington 7, Kenyon 2.

1989 First Round: Mary Washington 5, Hope 4; Sewanee 6, TCNJ 3. **Quarterfinals:** Pomona-Pitzer 9, Skidmore 0; Kenyon 9, Mary Washington 0; UC San Diego 8, Sewanee 1; Gust. Adolphus 5, Emory 4. **Semifinals:** Kenyon 5, Pomona-Pitzer 3; UC San Diego 5, Gust. Adolphus 4. **Third Place:** Pomona-Pitzer 6, Gust. Adolphus 3. **Championship:** UC San Diego 8, Kenyon 1.

1990 First Round: Skidmore 5, Kenyon 4; Pomona-Pitzer 7, Emory 2; St. Olaf 7, Frank. & Marsh. 2; St. Thomas (Minn.) 6, Mary Washington 3. **Quarterfinals:** Gust. Adolphus 7, Skidmore 2; Pomona-Pitzer 5, TCNJ 4; Sewanee 7, St. Olaf 2; UC San Diego 9, St. Thomas (Minn.) 0. **Semifinals:** Gust. Adolphus 5, Pomona-Pitzer 4; UC San Diego 8, Sewanee 1. **Third Place:** Pomona-Pitzer 5, Sewanee 4. **Championship:** Gust. Adolphus 5, UC San Diego 4.

1991 First Round: Kenyon 5, Vassar 2; St. Thomas (Minn.) 6, Wash. & Lee 3; Gust. Adolphus 7, TCNJ 2; Emory 7, St. Olaf 2. **Quarterfinals:** Mary Washington 5, Kenyon 4; UC San Diego 7, St. Thomas (Minn.) 2; Gust. Adolphus 6, Wellesley 3; Emory 5, Pomona-Pitzer 3. **Semifinals:** Gust. Adolphus 5, Emory 3; Mary Washington 5, UC San Diego 4. **Third Place:** UC San Diego 6, Emory 3. **Championship:** Mary Washington 5, Gust. Adolphus 4.

1992 First Round: St. Thomas (Minn.) 6, Washington (Md.) 3; Mary Washington 6, TCNJ 3; Gust. Adolphus 7, Sewanee 2; Swarthmore 5, St. Olaf 4. **Quarterfinals:** Kenyon 8, St. Thomas (Minn.) 1; UC San Diego 5, Mary Washington 4; Gust. Adolphus 5, Emory 4; Pomona-Pitzer 8, Swarthmore 1. **Semifinals:** Kenyon 9, UC San Diego 0; Pomona-Pitzer 7, Gust. Adolphus 2. **Third Place:** UC San Diego 5, Gust. Adolphus 4. **Championship:** Pomona-Pitzer 5, Kenyon 4.

1993 First Round: Sewanee 5, Smith 4; Emory 5, Denison 4; UC San Diego 9, MIT 0; Frank. & Marsh. 8, St. Thomas (Minn.) 1. **Quarterfinals:** Kenyon 8, Sewanee 1; Trinity (Tex.) 6, Emory 3; Gust. Adolphus 6, UC San Diego 3; Mary Washington 6, Frank. & Marsh. 3. **Semifinals:** Kenyon 6, Trinity (Tex.) 3; Gust. Adolphus 7, Mary Washington 2. **Third Place:** Trinity (Tex.) 5, Mary Washington 4. **Championship:** Kenyon 7, Gust. Adolphus 2.

1994 First Round: Emory 5, Kenyon 4; UC San Diego 6, Luther 3; Sewanee 5, Frank. & Marsh. 4; UC Santa Cruz 7, Mary Washington 2; Gust. Adolphus 8, Smith 1; Williams 5, Kalamazoo 4. **Quarterfinals:** Trinity (Tex.) 5, Emory 4; UC San Diego 5, Sewanee 2; Gust. Adolphus 5, UC Santa Cruz 0; Williams 5, Wash. & Lee 3. **Semifinals:** UC San Diego 6, Trinity (Tex.) 3; Williams 5, Gust. Adolphus 4. **Third Place:** Trinity (Tex.) 5, Gust. Adolphus 1. **Championship:** UC San Diego 7, Williams 2.

1995 First Round: Carleton 5, Pomona-Pitzer 4; Wash. & Lee 8, Skidmore 1; Amherst 6, Sewanee 3; Gust. Adolphus 5, Williams 4; UC San Diego 5, Luther 0; Claremont-M-S 5, Emory 4. **Quarterfinals:** Kenyon 6, Carleton 3; Wash. & Lee 6, Amherst 3; UC San Diego 6, Gust. Adolphus 3; Trinity (Tex.) 6, Claremont-M-S 3. **Semifinals:** Kenyon 5, Wash. & Lee 4; UC San Diego 6, Trinity (Tex.) 3. **Third Place:** Wash. & Lee 5, Trinity (Tex.) 4. **Championship:** Kenyon 5, UC San Diego 4.

1996 First Round: Williams 5, Claremont-M-S 3; Amherst 5, Gust. Adolphus 2; Wash. & Lee 5, Sewanee 0; Emory 5, Skidmore 3; Pomona-Pitzer 6, Rhodes 3; UC San Diego 5, Carleton 1. **Quarterfinals:** Trinity (Tex.) 5, Williams 4; Wash. & Lee 5, Pomona-Pitzer 2; Emory 5, Amherst 3; Kenyon 5, UC San Diego 2. **Semifinals:** Emory 5, Kenyon 4; Wash. & Lee 5, Trinity (Tex.) 2. **Third Place:** Kenyon 5, Trinity (Tex.) 4. **Championship:** Emory 5, Wash. & Lee 1.

1997 First Round: Williams 6, UC San Diego 3; Gust. Adolphus 8, Mary Washington 1; Wash. & Lee 8, Pomona-Pitzer 1; Amherst 6, Sewanee 3; Trinity (Tex.) 5, Washington (Mo.) 4; Claremont-M-S 6, Skidmore 3. **Quarterfinals:** Kenyon 8, Williams 1; Wash. & Lee 6, Gust. Adolphus 3; Trinity (Tex.) 6, Amherst 3; Emory 6, Claremont-M-S 3. **Semifinals:** Kenyon 6, Wash. & Lee 3; Trinity (Tex.) 5, Emory 4. **Third Place:** Emory 5, Wash. & Lee 4. **Championship:** Kenyon 6, Trinity (Tex.) 3.

1998 First Round: Amherst 9, UC San Diego 0; Skidmore 6, Luther 3; Emory 7, TCNJ 2; Wash. & Lee 5, Williams 3; Gust. Adolphus 5, Sewanee 1; Claremont-M-S 6, Hope 3. **Quarterfinals:** Amherst 6, Trinity (Tex.) 3; Skidmore 6, Emory 3; Gust. Adolphus 6, Wash. & Lee 3; Kenyon 6, Claremont-M-S 3. **Semifinals:** Skidmore 5, Amherst 2; Kenyon 5, Gust. Adolphus 0. **Third Place:** Gust. Adolphus 5, Amherst 4. **Championship:** Skidmore 5, Kenyon 1.

1999 First Round: Wash. & Lee 5, Kenyon 4; UC San Diego 7, Mary Washington 2; Amherst 8, Claremont-M-S 1; Skidmore 5, Emory 4; Sewanee 9, TCNJ 0; Williams 7, Luther 2. **Quarterfinals:** Trinity (Tex.) 7, Wash. & Lee 2; Amherst 6, UC San Diego 3; Skidmore 5, Sewanee 4; Williams 5, Gust. Adolphus 4. **Semifinals:** Amherst 5, Trinity (Tex.) 4; Williams 7, Skidmore 2. **Third Place:** Trinity (Tex.) 5, Skidmore 4. **Championship:** Amherst 5, Williams 2.

2000 Regionals: **East—**Amherst 9, Skidmore 0; TCNJ 5, Mary Washington 4; Amherst 8, TCNJ 1 (Amherst advances). Williams 9, Rochester 0; Trinity (Conn.) 6, MIT 3; Williams 8, Trinity (Conn.) 1 (Williams advances). **Midwest—**Gust. Adolphus 9, Washington (Mo.) 0; Luther 5, Wis.-Eau Claire 4; Gust. Adolphus 8, Luther 1

(Gust. Adolphus advances). Kenyon 8, DePauw 1; Wheaton (Ill.) 5, Hope 4; Kenyon 6, Wheaton (Ill.) 3 (Kenyon advances). **South—**Emory 6, Sewanee 3; Emory 5, Averett 2 (Emory advances). Rhodes 7, Meredith 0; Wash. & Lee 9, Rhodes 0 (Wash. & Lee advances). **West—**Claremont-M-S 6, Redmonds 3; UC San Diego 7, Claremont-M-S 2 (UC San Diego advances). Trinity (Tex.) 8, Pomona Pitzer 1 (Trinity [Tex.] advances). **Quarterfinals:** Amherst 7, Emory 2; UC San Diego 6, Gust. Adolphus 3; Wash. & Lee 6, Kenyon 3; Trinity (Tex.) 6, Williams 3. **Semifinals:** UC San Diego 5, Amherst 4; Trinity (Tex.) 6, Wash. & Lee 3. **Third Place:** Wash. & Lee 5, Amherst 4. **Championship:** Trinity (Tex.) 5, UC San Diego 4.

2001 Regionals: Atlantic South—Wash. & Lee 9, Salisbury 0; Mary Washington 5, Sewanee 4; Wash. & Lee 8, Mary Washington 1. (Wash. & Lee advances). Rhodes 5, Methodist 4; Emory 9, Rhodes 0 (Emory advances). **Central**—Wis.-Eau Claire 5, Washington (Mo.) 4; Kenyon 8, Luther 1; Wis.-Eau Claire 8, Kenyon 1 (Wis.-Eau Claire advances). Wis.-La Crosse 5, DePauw 4; Gust. Adolphus 8, Wis.-La Crosse 1. (Gust. Adolphus advances). **Northeast**—Williams 8, Trinity (Conn.) 1; Tufts 5, Vassar 1; Williams 6, Tufts 3. (Williams advances). Wesleyan (Conn.) 6, Skidmore 3; Amherst 7, Wesleyan (Conn.) 2 (Amherst advances). **West**—Pomona-Pitzer 8, Redlands 1; Pomona-Pitzer 6, Claremont-M-S 3 (Pomona-Pitzer advances). Trinity (Tex.) 9, Chapman 0 [Trinity (Tex.) advances]. **Quarterfinals:** Amherst 7, Wis.-Eau Claire 2; Trinity (Tex.) 7, Wash. & Lee 2; Emory 5, Gust. Adolphus 4; Williams 5, Pomona-Pitzer 4. Semifinals: Trinity (Tex.) 5, Amherst 4; Williams 6, Emory 3. **Third Place:** Emory 7, Amherst 2. **Championship:** Williams 6, Trinity 3.

2002 Regionals: **Atlantic South**—Wash. & Lee 9, Mary Washington 0; Salisbury 6, Methodist 3; Wash. & Lee 9 (Wash. and Lee advances). Salisbury 0; Rhodes 7, Sewanee 2; Emory 5, Rhodes 1 (Emory advances). **Central**—Washington (Mo.) 8, Kenyon 1; Denison 7, St. Mary's (Ind.) 2; Washington (Mo.) 7, Denison 2 [Washington (Mo.) advances]. St. Thomas (Minn.) 7, Luther 2; Gust. Adolphus 8, St. Thomas (Minn.) 1 (Gust. Adolphus advances). **Northeast**—Amherst 9, Wellesley 0; Tufts 7, Rochester 2; Amherst 6, Tufts 3 (Amherst advances). Trinity (Conn.) 6, Bowdoin 3; Williams 8, Trinity (Conn.) 1 (Williams advances). **West**—Pomona-Pitzer 8, Redlands 1; Pomona-Pitzer 5, Claremont-M-S 4 (Pomona-Pitzer advances). Trinity (Tex.) 7, UC Santa Cruz 2 [Trinity (Tex.) advances]. **Quarterfinals:** Williams 9, Washington (Mo.) 0; Trinity (Tex.) 6, Gust. Adolphus 3; Wash. & Lee 5, Pomona-Pitzer 4; Emory 6, Amherst 3. **Semifinals:** Williams 5, Trinity (Tex.) 4; Emory 5, Wash. & Lee 4. **Third Place:** Wash. & Lee 5, Trinity (Tex.) 4. **Championship:** Williams 6, Emory 3.

2003 Regionals: Atlantic South—Wash. & Lee 9, Salisbury 0; Swarthmore 7, Mary Washington 0; Wash. & Lee 8, Swarthmore 1 (Wash. & Lee advances). Rhodes 9, Sewanee 0; Emory 9, Rhodes 0 (Emory advances). **Northeast**—Williams 9, Trinity (Conn.) 0; Tufts 6, Middlebury 3; Williams 5, Tufts 4 (Williams advances). Vassar 5, Bowdoin 4; Amherst 9, Vassar 0 (Amherst advances). **Central**—DePauw 7, Albion 2; Washington (Mo.) 7, Denison 2; DePauw 6, Washington (Mo.) 3 (DePauw advances). St. Thomas (Minn.) 6, Wis.-Eau Claire 3; Gust. Adolphus 5, St. Thomas (Minn.) 0 (Gust. Adolphus advances). **West**—Redlands 7, Claremont-M-S 2; Pomona-Pitzer 5, Redlands 4 (Pomona-Pitzer advances). Trinity (Tex.) 9, Cal Lutheran 0 [Trinity (Tex.) advances]. **Quarterfinals:** Emory 9, Gust. Adolphus 0; Williams 6, Trinity (Tex.) 3; Amherst 5, DePauw 4; Wash. & Lee 8, Pomona-Pitzer 1. **Semifinals:** Emory 6, Williams 3; Wash. & Lee 7, Amherst 2. **Third Place:** Williams 5, Amherst 4. **Championship:** Emory 5, Wash. & Lee 1.

Outdoor Track and Field

DIVISION I

2003 Championships

Edited by Scott Deitch.

Highlights

Tigers Sweep Titles: LSU registered only one first place, but had enough top performances to win the team title June 11-14 at Sacramento State.

The Tigers earned their first outdoor championship since 2000 and their division-leading 13th overall. Coupled with its 2003 indoor crown, LSU swept the meets for the ninth time in the championships' 22-year history.

LSU's only event win was courtesy of its 400-meter relay unit of Stephanie Durst, Monique Hall, Lolo Jones and Muna Lee. Lee had two of the Tigers' three individual second places in the 100- and 200-meter dashes. South Carolina's Aleen Bailey crossed the finish line first in both events and was the meet's lone double winner.

Stanford's Lauren Fleshman recorded her third consecutive win in the 5,000-meter run. North Carolina's Alice Schmidt (800-meter run), Illinois' Perdita Felicien (100-meter hurdles) and Auburn's Elva Goulbourne (long jump) each won for the second year in a row.

For more, go to the June 23, 2003 issue of The NCAA News at www.ncaa.org.



Photo by Stephen Nowland/NCAA Photos

Perdita Felicien of Illinois (174) repeated as the 100-meter high hurdles champion.

TEAM STANDINGS

1.	LSU	64
2.	Texas	50
3.	South Carolina	47
4.	Florida	36
5.	Nebraska	33
6.	Indiana	32
7.	North Carolina	30
8.	UCLA	28
9.	Stanford	27
10.	Penn St.	24
11.	Georgia	22
12.	Washington St.	21
13.	Southern California	19
14.	Auburn	18
15.	Brigham Young	17 1/2
16.	Cal Poly	16 1/2
17.	Oregon	14 1/2
18.	Miami (Fla.)	14
19.	Arkansas	13 1/2
20.	Idaho	13
	Yale	13
22.	Arizona	12
	Illinois	12
	Tennessee	12
25.	Notre Dame	11
26.	Florida St.	10 1/2
27.	Mississippi St.	10
	Providence	10
29.	Arizona St.	9
	Baylor	9
	San Diego St.	9
	Washington	9
33.	Maine	8
	Minnesota	8
	Northern Ariz.	8
36.	Clemson	7
	Georgia Tech	7
	Kansas St.	7
39.	Akron	6
	Butler	6
	Colorado	6
	North Carolina St.	6
43.	Alabama	5
	Coastal Caro.	5
	Eastern Mich.	5
	Rice	5
	UTEP	5
	Vanderbilt	5
49.	Michigan	4
	Michigan St.	4
	Seton Hall	4
	Texas St.	4
	TCU	4
	Villanova	4
55.	Boise St.	3
	Idaho St.	3
	Kentucky	3
	Oral Roberts	3
	Virginia	3
	Wake Forest	3
	Wisconsin	3
62.	UC Santa Barb.	2
	South Fla.	2
	Wyoming	2
65.	Marquette	1
	Marshall	1
67.	Southern Ill.	1/2

INDIVIDUAL RESULTS

100-meter dash: 1. Aleen Bailey, South Carolina, 11.18; 2. Muna Lee, LSU, 11.22; 3. Lauryn Williams, Miami (Fla.), 11.31; 4. Rachelle Boone, Indiana, 11.36; 5. Connie Moore, Penn St., 11.37; 6. Erica Whipple, South Carolina, 11.42; 7. Judyth Kitson, Alabama, 11.50; 8. Elva Goulbourne, Auburn, 11.52.

200-meter dash: 1. Aleen Bailey, South Carolina, 22.65; 2. Muna Lee, LSU, 22.76; 3. Connie Moore, Penn St., 22.88; 4. Rachelle Boone, Indiana, 23.17; 5. Erica Whipple, South Carolina, 23.17; 6. Monique Hall, LSU, 23.18; 7. Danielle Browning, Auburn, 23.30; 8. Donita Harmon, TCU, 23.50.

400-meter dash: 1. Sanya Richards, Texas, 50.58; 2. Dee Dee Trotter, Tennessee, 50.66; 3. Nadia Davy, LSU, 50.66; 4. Allison Beckford, Rice, 51.01; 5. Hazel-Ann Regis, LSU, 51.32; 6. Marsha Dawkins, Oral Roberts, 51.43; 7. Monique Henderson, UCLA, 52.13; 8. Charlette Greggs, Miami (Fla.), 52.19.

800-meter run: 1. Alice Schmidt, North Carolina, 2:01.16; 2. Neisha Bernard-Thomas, LSU, 2:01.75; 3. Becky Lyne, Butler, 2:01.76; 4. Laura Gerber, Florida St., 2:02.25; 5. Kenia Sinclair, Seton Hall, 2:03.21; 6. Nicole Cook, Tennessee, 2:04.02; 7. Aneta Lemiesz, Brigham Young, 2:04.03; 8. Nikeya Green, Wake Forest, 2:04.93.

1,500-meter run: 1. Tiffany McWilliams, Mississippi St., 4:06.75; 2. Lena Nilsson, UCLA, 4:09.86; 3. Christin Wurth, Arkansas, 4:10.49; 4. Courtney Inman, Washington, 4:10.93; 5. Marina Muncan, Villanova, 4:11.23; 6. Bethany Brewster, Wisconsin, 4:11.53; 7. Jamie Cottle, Brigham Young, 4:11.67; 8. Malindi Elmore, Stanford, 4:11.78.

3,000-meter steeplechase: 1. Kassi Andersen, Brigham Young, 9:44.95; 2. Ida Nilsson, Northern Ariz., 9:46.74; 3. Roisin McGettigan, Providence, 9:50.12; 4. Letiwe Marakurwa, Idaho, 9:52.98; 5. Lisa Aguilera, Arizona St., 9:55.37; 6. Dawn Cleary, Virginia, 10:00.09; 7. Carol Henry, North Carolina, 10:03.44; 8. Brianna Dahm, Marquette, 10:04.14.

5,000-meter run: 1. Lauren Fleshman, Stanford, 15:24.06; 2. Shalane Flanagan, North Carolina, 15:30.60; 3. Sara Gorton, Colorado, 15:40.13; 4. Molly Huddle, Notre Dame, 15:55.96; 5. Mary Cullen, Providence, 15:58.47; 6. Anna Blue, Washington St., 16:21.92; 7. Katie Appenrodt, UC Santa Barb., 16:22.17; 8. Sharon Dickie, Tennessee, 16:23.15.

10,000-meter run: 1. Alicia Craig, Stanford, 32:40.03; 2. Kate O'Neill, Yale, 32:47.07; 3. Kristin Price, North Carolina St., 32:50.01; 4. Laura O'Neill, Yale, 32:52.26; 5. Jamie Krzyminski, Michigan St., 32:52.87; 6. Vicky Gill, Florida St., 33:09.35; 7. Annie Bersagel, Wake Forest, 33:24.03; 8. Debbie Thornhill, Baylor, 33:35.72.

100-meter high hurdles: 1. Perdita Felicien, Illinois, 12.74; 2. Danielle Carruthers, Indiana, 12.89; 3. Raasin McIntosh, Texas, 12.92; 4. Nichole Denby, Texas, 13.03; 5. Lolo Jones, LSU, 13.04; 6. Virginia Powell, Southern California, 13.07; 7. Angela Whyte, Idaho, 13.07; 8. Sheena Johnson, UCLA, 13.09.

400-meter intermediate hurdles: 1. Sheena Johnson, UCLA, 54.24; 2. Raasin McIntosh, Texas, 55.02; 3. Tiffany Ross, South Carolina, 56.08; 4. Nicole Ireland, San Diego St., 56.10; 5. Naleya Downer, Texas, 56.77; 6. Ysanne Williams, UCLA, 56.84; 7. Shauna Smith, Wyoming, 57.40; 8. Alyssa Aiken, Texas, 57.96.

400-meter relay: 1. LSU (Stephanie Durst, Monique Hall, Lolo Jones, Muna Lee), 42.55; 2. South Carolina, 42.83; 3. Texas, 42.86; 4. Auburn, 43.32; 5. Indiana, 43.53; 6. TCU, 43.67; 7. Miami (Fla.), 44.01; 8. Illinois, 44.26.

1,600-meter relay: 1. Texas (Naleya Downer, Moushaumi Robinson, Raasin McIntosh, Sanya Richards), 3:26.76; 2. LSU, 3:27.88; 3. South Carolina, 3:31.07; 4. Miami (Fla.), 3:32.86; 5. Florida, 3:32.87; 6. Arizona St., 3:33.04; 7. Florida St., 3:34.37; 8. San Diego St., 3:36.77.

High jump: 1. Whitney Evans, Washington St., 1.86 (6-1 1/4); 2. (tie) Jessica Johnson, Arkansas, and Chaunte Howard, Georgia Tech, 1.86 (6-1 1/4); 4. Desiree Crichlow, UTEP, 1.83 (6-0); 5. (tie) Lindsey Metcalf, Brigham Young, and Kaylene Wagner, Cal Poly, 1.79 (5-10 1/2); 7. Stephanie Linz, Michigan, 1.79 (5-10 1/2); 8. (tie) Becky Collins, Texas St., and Latrice Gray, Southern Ill., 1.79 (5-10 1/2).

Pole vault: 1. Becky Holliday, Oregon, 4.41 (14-5 1/2); 2. Connie Jerz, Arizona, 4.30 (14-1 1/4); 3. Fanni Juhasz, Georgia, 4.20 (13-9 1/4); 4. Kira Sims, Akron, 4.20 (13-9 1/4); 5. (tie) Niki McEwen, Oregon, and Melissa Pundt, Texas St., 4.10 (13-5 1/4); 7. Kate Soma, Washington, 4.10 (13-5 1/4); 8. (tie) Lacy Janson, Florida St., and April Steiner, Arkansas, 4.10 (13-5 1/4).

Long jump (w indicates wind aided): 1. Elva Goulbourne, Auburn, 6.76 (22-2 1/4); 2. Viktoriya Rybalko, Maine, 6.53 (21-5 1/4); 3. Tameisha King, Notre Dame, 6.48w (21-3 1/4); 4. Ineta Radevica, Nebraska, 6.48w (21-3 1/4); 5. April Holliness, Baylor, 6.42 (21-0 3/4); 6. Cameal Rhule, Florida, 6.35 (20-10); 7. Tiffany Greer, Arizona St., 6.34 (20-9 3/4); 8. Gisele Oliveira, Clemson, 6.24 (20-5 3/4).

Triple jump: 1. Ineta Radevica, Nebraska, 13.93 (45-8 1/2); 2. Shani Marks, Minnesota, 13.73 (45-0 1/2); 3. Gisele Oliveira, Clemson, 13.56 (44-6); 4. Nicole Toney, LSU, 13.54 (44-5 1/4); 5. Chaytan Hill, Kansas St., 13.37 (43-10 1/2); 6. Simidele Adeagbo, Kentucky, 13.23 (43-5); 7. Krisztina Kovesi, Nebraska, 13.21 (43-4 1/4); 8. Nicole Whitman, Illinois, 13.12 (43-0 1/2).

Shot put: 1. Becky Breisch, Nebraska, 17.76 (58-3 1/4); 2. Laura Gerraughty, North Carolina, 17.63 (57-10 1/4); 3. Jillian Camarena, Stanford, 17.49 (57-4 3/4); 4. Stephanie Brown, Cal Poly, 17.37 (57-0); 5. Kim Barrett, Florida, 16.94 (55-7); 6. Rebekah Green, Kansas St., 16.80 (55-1 1/2); 7. Chandra Brewer, South Fla., 16.44 (53-11 1/4); 8. Karen Freberg, Florida, 16.11 (52-10 1/4).

Discus throw: 1. Deshaya Williams, Penn St., 55.40 (181-9); 2. Stephanie Brown, Cal Poly, 55.30 (181-5); 3. Becky Breisch, Nebraska, 54.82 (179-10); 4. Rachel Longfors, Florida, 54.06 (177-4); 5. Ilona Rutjes, Arizona, 54.02 (177-3); 6. Beth Mallory, Alabama, 52.29 (171-7); 7. Melissa Bickett, Michigan, 51.35 (168-6); 8. Erin Compton, Marshall, 50.49 (165-8).

Hammer throw: 1. Candice Scott, Florida, 69.79 (229-0); 2. Julianna Tudja, Southern California, 66.69 (218-9); 3. Jukina Dickerson, Florida, 65.90 (216-2); 4. Amber Campbell, Coastal Caro., 64.58 (211-10); 5. Cari Soong, UCLA, 63.48 (208-3); 6. Erin Gilreath, Florida, 62.97 (206-7); 7. Laura Gerraughty, North Carolina, 61.33 (201-2); 8. Maureen Griffin, Idaho St., 61.24 (200-11).

Javelin throw: 1. Irina Kharun, Indiana, 61.82 (202-10); 2. Inga Stasiulionyte, Southern California, 52.26 (171-5); 3. Krista Woodward, Georgia, 50.76 (166-6); 4. Brit Klanert, Eastern Mich., 50.12 (164-5); 5. Brianne Johnson, Penn St., 49.96 (163-11); 6. Trina Rogers, Boise St., 49.51 (162-5); 7. Heather Reichman, Washington, 48.62 (159-6); 8. Roslyn Lundeen, Oregon, 48.47 (159-0).

Heptathlon: 1. Hyleas Fountain, Georgia, 5,999; 2. Ellannee Richardson, Washington St., 5,839; 3. Angela Whyte, Idaho, 5,745; 4. Josie Hahn, Vanderbilt, 5,444; 5. Jordan Willmann, Baylor, 5,400; 6. Leslie Miller, San Diego St., 5,395; 7. Jackie Poulson, Idaho St., 5,373; 8. Mary Varga, Akron, 5,346.

History

Team Results

Year	Champion	Coach	Points	Runner-Up	Points	Host or Site
1982	UCLA	Scott Chisam	153	Tennessee	126	Brigham Young
1983	UCLA	Scott Chisam	1161/2	Florida St.	108	Houston
1984	Florida St.	Gary Winckler	145	Tennessee	124	Oregon
1985	Oregon	Tom Heinonen	52	Florida St.	46	Texas
				LSU	46	
1986	Texas	Terry Crawford	65	Alabama	55	Indianapolis
1987	LSU	Sam Seemes	62	Alabama	53	LSU
1988	LSU	Pat Henry	61	UCLA	58	Oregon
1989	LSU	Pat Henry	86	UCLA	47	Brigham Young
1990	LSU	Pat Henry	53	UCLA	46	Duke
1991	LSU	Pat Henry	78	Texas	67	Oregon
1992	LSU	Pat Henry	87	Florida	81	Texas
1993	LSU	Pat Henry	93	Wisconsin	44	New Orleans
1994	LSU	Pat Henry	86	Texas	43	Boise St.
1995	LSU	Pat Henry	69	UCLA	58	Tennessee
1996	LSU	Pat Henry	81	Texas	52	Oregon
1997	LSU	Pat Henry	63	Texas	62	Indiana
1998	Texas	Bev Kearney	60	UCLA	55	Buffalo
1999	Texas	Bev Kearney	62	UCLA	60	Boise St.
2000	LSU	Pat Henry	58	Southern California	54	Duke
2001	Southern California	Ron Allice	64	UCLA	55	Oregon
2002	South Carolina	Curtis Frye	82	UCLA	72	LSU
2003	LSU	Pat Henry	64	Texas	50	Sacramento St.

TEAM CHAMPIONSHIPS

LSU 13, Texas 3, UCLA 2, Florida St., Oregon, Southern California, South Carolina, 1 each.

INDIVIDUAL CHAMPIONSHIPS

(Note: Totals include co-championships. Relay victories count one for each event.)

LSU 43, UCLA 35, Texas 29, Nebraska 18, Wisconsin 18, Arizona 15, Stanford 14, Villanova 14, Florida St. 13, Brigham Young 12, Southern California 12, Southern Methodist 12, Tennessee 11, Florida 10, Oregon 10, South Carolina 10, Rice 9, Alabama 7, Georgia 7, Arizona St. 6, George Mason 6, Houston 6, Auburn 5, Illinois 5, Kansas St. 5, California 4, Miami (Fla.) 4, North Carolina St. 4, Cal Poly 3, Cal St. L.A. 3, Harvard 3, Indiana St. 3, Kentucky 3, Michigan St. 3, North Carolina 3, Pittsburgh 3, San Diego St. 3, UTEP 3, Texas Southern 3, Washington St. 3, Appalachian St. 2, Arkansas 2, Clemson 2, Colorado 2, Indiana 2, Oklahoma 2, Purdue 2, Seton Hall 2, Texas A&M 2, Texas St. 2, Washington 2, Abilene Christian, Akron, Ball St., Baylor, Cal St. Northridge, Eastern Mich., Georgetown, Hawaii, Idaho, Idaho St., Iowa, Iowa St., La.-Monroe, Miami (Ohio), Mississippi St., Missouri, Morgan St., UNLV, Northern Ariz., Ohio St., Oklahoma St., Penn St., Providence, St. Joseph's, Texas Tech, Vanderbilt, West Virginia, Western Ill., 1 each.

Championships Records

(Note: Teams winning relays are credited with one individual championship; relay championships do not count as individual titles for relay-team members.)

METERS

100-METER DASH
10.78—Dawn Sowell, LSU, 6-3-89.

200-METER DASH
22.04—Dawn Sowell, LSU, 6-2-89.

400-METER DASH
50.18—Pauline Davis, Alabama, 6-3-89.

800-METER RUN
1:59.11—Suzy Favor, Wisconsin, 6-1-90.

1,500-METER RUN
4:06.75—Tiffany McWilliams, Mississippi St., 6-14-2003.

3,000-METER RUN
8:47.35—Vicki Huber, Villanova, 6-3-88.

3,000-METER STEEPLECHASE
9:44.95—Kassi Andersen, Brigham Young, 6-13-2003.

5,000-METER RUN
15:24.06—Lauren Fleshman, Stanford, 6-14-2003.

10,000-METER RUN
32:28.57—Sylvia Mosqueda, Cal St. L.A., 6-1-88.

100-METER HURDLES
12.70—Tananjalyn Stanley, LSU, 6-3-89.

400-METER HURDLES
54.24—Shenna Johnson, UCLA, 6-13-2003.

400-METER RELAY
42.50—LSU (Tananjalyn Stanley, Dawn Sowell, Cinnamon Sheffield, Esther Jones), 6-2-89.

1,600-METER RELAY
3:26.46—South Carolina (Tiffany Ross, Demetria Washington, Tacita Bass, Leshinda Demus), 6-1-2002.

FIELD EVENTS

HIGH JUMP
1.96 (6-5)—Amy Acuff, UCLA, 6-3-95.

POLE VAULT
4.41 (14-5 1/2)—Becky Holliday, Oregon St., 6-14-2003.

LONG JUMP
6.94 (22-9 1/4)—Sheila Echols, LSU, 6-5-87.

TRIPLE JUMP
14.04 (46-0 3/4)—Sheila Hudson, California, 6-2-90.

SHOT PUT
18.65 (61-2 1/4)—Tressa Thompson, Nebraska, 6-4-98.

DISCUS THROW
64.26 (210-10)—Seilala Sua, UCLA, 6-4-99.

HAMMER THROW
69.79 (229-0)—Candice Scott, Florida, 6-14-2003.

JAVELIN THROW
63.02 (206-9)—Karin Smith, Cal Poly, 6-4-82.

JAVELIN THROW (NEW JAVELIN)
61.82 (202-10)—Irina Kharun, Indiana, 6-13-2003.

HEPTATHLON
6,527—Diane Guthrie-Gresham, George Mason, 6-2/3-95.

HEPTATHLON (NEW JAVELIN)
6,061—Austra Skujyte, Kansas St., 5-30/31-2002.

MISCELLANEOUS

INDIVIDUAL CHAMPIONS, YEAR
5—Florida St., 1984; Florida, 1992; LSU, 1993-96; UCLA, 2002.

INDIVIDUAL TITLES, YEAR
2—24 individuals have won two titles in one year.

INDIVIDUAL TITLES, CAREER
6—Seilala Sua, UCLA (discus throw 1997-98-99-00, shot put 1999-2000).
5—Suzy Favor, Wisconsin (1,500-meter run 1987-88-89-90, 800-meter run 1990).
4—Sheila Hudson, California (triple jump 1987-88-90, long jump 1990); Angela Williams, Southern California (100-meter dash 1999-2000-01-02).

REPEAT CHAMPIONS
4—Suzy Favor, Wisconsin (1,500-meter run 1987-88-89-90); Seilala Sua, UCLA (discus throw 1997-98-99-2000); Angela Williams, Southern California (100-meter dash 1999-2000-01-02).
3—Regina Cavanaugh, Rice (shot put 1985-86-87); Vicki Huber, Villanova, (3,000-meter run 1987-88-89); Sheila Hudson, California (triple jump 1987-88-90); Jolanda Jones, Houston (heptathlon 1987-88-89); Janeene Vickers, UCLA (400-meter hurdles 1989-90-91); Tanya Hughes, Arizona (high jump 1991-92-93); Valerie Tulloch, Rice (javelin throw 1992-94-95); Gillian Russell, Miami (Fla.) (100-meter hurdles 1993-94-95); Jennifer Rhines, Villanova (5,000-meter run 1994-95-96); Kathy Butler, Wisconsin (3,000-meter run 1995-96-97); Suziann Reid, Texas (400-meter dash 1996-98-99); Florence Ezeh, Southern Methodist (hammer throw 1999-2000-01); Lauren Fleshman, Stanford (5,000-meter run 2001-02-03).

Individual Champions

(Note: w denotes wind-aided time or distance.)

100-METER DASH
1982 Merlene Ottey, Nebraska, 10.97w
1983 Merlene Ottey, Nebraska, 11.04w
1984 Randy Givens, Florida St., 11.06w
1985 Michelle Finn, Florida St., 11.04w
1986 Juliet Cuthbert, Texas, 11.27
1987 Gwen Torrence, Georgia, 11.25
1988 Gail Devers, UCLA, 10.86w
1989 Dawn Sowell, LSU, 10.78
1990 Esther Jones, LSU, 11.14w
1991 Carlette Guidry, Texas, 10.91w
1992 Chryste Gaines, Stanford, 11.05w
1993 Holli Hyche, Indiana St., 11.14
1994 Holli Hyche, Indiana St., 11.23
1995 D'Andre Hill, LSU, 11.11
1996 D'Andre Hill, LSU, 11.03
1997 Sevatheda Fynes, Michigan St., 11.04
1998 Debbie Ferguson, Georgia, 10.94w
1999 Angela Williams, Southern California, 11.04
2000 Angela Williams, Southern California, 11.12
2001 Angela Williams, Southern California, 11.05w
2002 Angela Williams, Southern California, 11.29
2003 Aleen Bailey, South Carolina, 11.18

200-METER DASH
1982 Florence Griffith, UCLA, 23.39
1983 Merlene Ottey, Nebraska, 22.29
1984 Randy Givens, Florida St., 22.87
1985 Juliet Cuthbert, Texas, 22.55w
1986 Juliet Cuthbert, Texas, 22.71
1987 Gwen Torrence, Georgia, 22.37w
1988 Mary Onyali, Texas Southern, 22.70
1989 Dawn Sowell, LSU, 22.04
1990 Esther Jones, LSU, 22.49
1991 Carlette Guidry, Texas, 22.44w
1992 Dahlia Duhaney, LSU, 22.80
1993 Holli Hyche, Indiana St., 22.34
1994 Merlene Frazer, Texas, 22.49w
1995 Sevatheda Fynes, Eastern Mich., 22.63
1996 Zundra Feagin, LSU, 22.44
1997 Sevatheda Fynes, Michigan St., 22.61
1998 Debbie Ferguson, Georgia, 22.66
1999 Latasha Jenkins, Ball St., 22.29
2000 Peta-Gaye Dowdie, LSU, 22.51
2001 Brianna Glenn, Arizona, 22.92w
2002 Natasha Mayers, Southern California, 22.93
2003 Aleen Bailey, South Carolina, 22.65

400-METER DASH
1982 Marita Payne, Florida St., 52.01
1983 Florence Griffith, UCLA, 50.94
1984 Marita Payne, Florida St., 51.05
1985 Sherri Howard, Cal St. L.A., 50.95
1986 Lillie Leatherwood, Alabama, 51.23
1987 Lillie Leatherwood-King, Alabama, 50.90
1988 Rochelle Stevens, Morgan St., 51.23
1989 Pauline Davis, Alabama, 50.18
1990 Maicel Malone, Arizona, 51.13
1991 Ximena Restrepo, Nebraska, 51.01
1992 Anita Howard, Florida, 51.01
1993 Juliet Campbell, Auburn, 50.58
1994 Flirtisha Harris, Seton Hall, 51.65
1995 Nicole Green, Kansas St., 52.01
1996 Suziann Reid, Texas, 52.16
1997 LaTarsha Stroman, LSU, 50.60
1998 Suziann Reid, Texas, 51.22
1999 Suziann Reid, Texas, 51.08
2000 Mikele Barber, South Carolina, 51.14
2001 Allison Beckford, Rice, 52.33
2002 Allison Beckford, Rice, 50.83
2003 Sanya Richards, Texas, 50.58

800-METER RUN
1982 Delisa Walton, Tennessee, 2:05.22
1983 Joetta Clark, Tennessee, 2:02.28
1984 Joetta Clark, Tennessee, 2:02.60
1985 Claudette Groenendaal, Oregon, 2:01.20
1986 Karen Bakewell, Miami (Ohio), 2:00.85
1987 Julie Jenkins, Brigham Young, 2:02.52
1988 Sharon Powell, Nebraska, 2:03.35
1989 Meredith Rainey, Harvard, 2:03.90
1990 Suzy Favor, Wisconsin, 1:59.11
1991 Nekita Beasley, Florida, 2:03.29
1992 Nekita Beasley, Florida, 2:03.04
1993 Kim Sherman, Wisconsin, 2:02.99
1994 Inez Turner, Texas St., 2:01.50
1995 Inez Turner, Texas St., 2:00.27
1996 Monique Hennagan, North Carolina, 2:03.27
1997 Dana Riley, Texas, 2:02.89
1998 Hazel Clark, Florida, 2:02.16
1999 Claudine Williams, LSU, 2:03.38
2000 Tytti Reho, Southern Methodist, 2:01.43
2001 Brigita Langerholc, Southern California, 2:01.61
2002 Alice Schmidt, North Carolina, 2:04.73
2003 Alice Schmidt, North Carolina, 2:01.16

1,500-METER RUN
1982 Leann Warren, Oregon, 4:17.90
1983 Michele Bush, UCLA, 4:14.48
1984 Claudette Groenendaal, Oregon, 4:14.31
1985 Cathy Branta, Wisconsin, 4:12.64
1986 Alisa Harvey, Tennessee, 4:17.48
1987 Suzy Favor, Wisconsin, 4:09.85
1988 Suzy Favor, Wisconsin, 4:13.91
1989 Suzy Favor, Wisconsin, 4:15.83
1990 Suzy Favor, Wisconsin, 4:08.26

1991 Darcy Arreola, Cal St. Northridge, 4:11.46

1992 Sue Gentes, Wisconsin, 4:16.38
1993 Clare Eichner, Wisconsin, 4:20.12
1994 Amy Rudolph, Providence, 4:17.99
1995 Amy Wickus, Wisconsin, 4:14.53
1996 Miesha Marzell, Georgetown, 4:17.92

1997 Becki Wells, Florida, 4:12.84
1998 Carmen Douma, Villanova, 4:16.04
1999 Mary Jayne Harrelson, Appalachian St., 4:21.06
2000 Susan Taylor, Brigham Young, 4:13.03
2001 Mary Jayne Harrelson, Appalachian St., 4:14.30

2002 Lena Nilsson, UCLA, 4:12.60
2003 Tiffany McWilliams, Mississippi St., 4:06.75

3,000-METER STEEPLECHASE
2001 Elizabeth Jackson, Brigham Young, 9:49.73
2002 Michaela Manova, Brigham Young, 9:45.94
2003 Kassi Andersen, Brigham Young, 9:44.95

5,000-METER RUN
1982 Kathy Bryant, Tennessee, 16:10.41
1983 Betty Jo Springs, North Carolina St., 15:51.97
1984 Patti Sue Plumer, Stanford, 15:39.38
1985 Sabrina Dornhoefer, Missouri, 15:42.22
1986 Stephanie Herbst, Wisconsin, 15:42.36

1987 Annie Schweitzer, Texas, 15:46.00
1988 Annette Hand, Oregon, 15:38.47
1989 Valerie McGovern, Kentucky, 16:17.20
1990 Valerie McGovern, Kentucky, 15:45.72
1991 Laurie Gomez, North Carolina St., 16:07.96

1992 Monique Ecker, Oklahoma, 16:18.72
1993 Kay Gooch, Oklahoma, 16:31.02
1994 Jennifer Rhines, Villanova, 16:21.60
1995 Jennifer Rhines, Villanova, 15:56.18
1996 Jennifer Rhines, Villanova, 16:05.85

1997 Amy Skieresz, Arizona, 15:46.76
1998 Amy Skieresz, Arizona, 15:37.77
1999 Carrie Tollefson, Villanova, 16:09.51
2000 Kara Wheeler, Colorado, 15:54.30
2001 Lauren Fleshman, Stanford, 15:52.21

2002 Lauren Fleshman, Stanford, 15:53.91
2003 Lauren Fleshman, Stanford, 15:24.06

10,000-METER RUN
1982 Kim Schnurpfeil, Stanford, 33:36.51
1983 Betty Jo Springs, North Carolina St., 33:01.02
1984 Kathy Hayes, Oregon, 32:43.81
1985 Nan Doak, Iowa, 33:03.03
1986 Stephanie Herbst, Wisconsin, 32:32.75

1987 Patricia Murray, Western Ill., 33:28.27
1988 Sylvia Mosqueda, Cal St. L.A., 32:28.57
1989 Jackie Goodman, Oklahoma St., 33:42.35
1990 Janet Haskin, Kansas St., 33:49.72
1991 Jamie Park, Arkansas, 33:15.08

1992 Kim Saddic, George Mason, 34:39.92
1993 Carole Zajac, Villanova, 34:18.14
1994 Carole Zajac, Villanova, 33:32.36
1995 Katie Swords, Southern Methodist, 34:28.46
1996 Katie Swords, Southern Methodist, 32:56.63

1997 Amy Skieresz, Arizona, 33:14.22
1998 Amy Skieresz, Arizona, 33:04.12
1999 Leigh Daniel, Texas Tech, 34:01.63
2000 Tara Rohatinsky, Brigham Young, 33:49.24
2001 Amy Yoder-Begley, Arkansas, 33:59.96

2002 Kristin Price, North Carolina St., 34:26.63
2003 Alicia Craig, Stanford, 32:40.03

100-METER HIGH HURDLES
1982 Benita Fitzgerald, Tennessee, 13.13
1983 Benita Fitzgerald, Tennessee, 12.84
1984 Kim Turner, UTEP, 13.02w
1985 Rhonda Blanford, Nebraska, 12.70w
1986 Rosalind Pendergraft-Council, Auburn, 13.03

1987 LaVonna Martin, Tennessee, 13.05
1988 Lynda Tolbert, Arizona St., 12.82
1989 Tananjalyn Stanley, LSU, 12.70
1990 Lynda Tolbert, Arizona St., 12.84w
1991 Dawn Bowles, LSU, 12.70w

1992 Michelle Freeman, Florida, 12.90
1993 Gillian Russell, Miami (Fla.), 13.02
1994 Gillian Russell, Miami (Fla.), 12.97
1995 Gillian Russell, Miami (Fla.), 12.99
1996 Kim Carson, LSU, 12.82

1997 Astia Walker, LSU, 12.85
1998 Angie Vaughn, Texas, 12.82w
1999 Yolanda McCray, Miami (Fla.), 12.85
2000 Joyce Bates, LSU, 12.85
2001 Donica Merriman, Ohio St., 12.73w

2002 Perdita Felicien, Illinois, 12.91
2003 Perdita Felicien, Illinois, 12.74

400-METER INTERMEDIATE HURDLES
1982 Tonja Brown, Florida St., 56.46
1983 Judi Brown, Michigan St., 56.44
1984 Nawal El Moutawakil, Iowa St., 55.84
1985 Latanya Sheffield, San Diego St., 54.64
1986 Maria Usifo, Texas Southern, 55.16

1987 Linetta Wilson, Nebraska, 55.55
1988 Schowanda Williams, LSU, 55.53
1989 Janeene Vickers, UCLA, 55.27
1990 Janeene Vickers, UCLA, 55.40
1991 Janeene Vickers, UCLA, 55.65

1992 Tonja Buford, Illinois, 55.12
1993 Debbie Parris, LSU, 56.37
1994 Debbie Parris, LSU, 55.54
1995 Tonya Williams, Illinois, 55.17
1996 Tonya Williams, Illinois, 54.56

1997 Ryan Tolbert, Vanderbilt, 54.54
1998 Rosa Jolivet, Texas A&M, 55.24
1999 Joanna Hayes, UCLA, 55.16
2000 Natasha Danvers, Southern California, 55.26
2001 Brenda Taylor, Harvard, 55.88

2002 Leshinda Demus, South Carolina, 54.85
2003 Sheena Johnson, UCLA, 54.24

400-METER RELAY
1982 Nebraska (Debra James, Alicia McQueen, Rhonda Blanford, Merlene Ottey), 43.72
1983 Florida St. (Angela Wright, Marita Payne, Brenda Cliette, Randy Givens), 42.94
1984 Florida St. (Michelle Finn, Marita Payne, Brenda Cliette, Randy Givens), 43.72
1985 LSU (Sheila Echols, Michelle King, Angie Phipps, Michele Morris), 43.82
1986 Texas Southern (Moswumola Soneye, Linda Eseimo-Kumoh, Mary Onyali, Maria Usifo), 43.71

1987 Florida St. (Janet Levy, Janet Davis, Andrea Thompson, Michelle Finn), 43.19
1988 Arizona St. (Lynda Tolbert, Tamika Foster, Maicel Malone, Jacinta Bartholomew), 43.64
1989 LSU (Tananjalyn Stanley, Dawn Sowell, Cinnamon Sheffield, Esther Jones), 42.50
1990 LSU (Tananjalyn Stanley, Dawn Bowles, Cinnamon Sheffield, Esther Jones), 43.99
1991 Texas (Stacy Clack, Tamela Saldana, Michelle Williams, Carlette Guidry), 42.88

1992 LSU (Dawn Bowles, Cheryl Taplin, Cinnamon Sheffield, Dahlia Duhaney), 43.03
1993 LSU (Debbie Parris, Heather Van Norman, Youlanda Warren, Cheryl Taplin), 43.49
1994 LSU (Debbie Parris, D'Andre Hill, Zundra Feagin, Cheryl Taplin), 43.26
1995 LSU (Marita Hunt, Kwajalein Butler, Zundra Feagin, D'Andre Hill), 43.10
1996 LSU (Astia Walker, Kwajalein Butler, Zundra Feagin, D'Andre Hill), 43.03

1997 LSU (Astia Walker, Kwajalein Butler, Sadonna Thornton, Peta-Gaye Dowdie), 43.17
1998 Texas (Kim McGruder, Nanceen Perry, Angie Vaughn, LaKeisha Backus), 42.76
1999 Texas (Kim McGruder, Nanceen Perry, LaKeesha White, LaKeisha Backus), 42.95
2000 Southern California (Angela Williams, Candice Young, Malika Edmonson, Kinshasa Davis), 43.14
2001 LSU (Sadonna Thornton, Stephanie Durst, Myra Combs, Muna Lee), 43.54

2002 South Carolina (Erica Whipple, Demetria Washington, Melisa Barber, Aleen Bailey), 43.12
2003 LSU (Stephanie Durst, Monique Hall, Lolo Jones, Muna Lee), 42.55

1,600-METER RELAY
1982 Tennessee (Cathy Rattray, Sharieffa Barksdale, Joetta Clark, Delisa Walton), 3:28.55
1983 Florida St. (Randy Givens, Brenda Cliette, Angela Wright, Marita Payne), 3:28.46
1984 Florida St. (Janet Davis, Brenda Cliette, Randy Givens, Marita Payne), 3:28.93
1985 LSU (Wendy Truvillion, Schowanda Williams, Camille Cato, Michele Morris), 3:30.29
1986 Tennessee (Carla McLaughlin, Robin Benjamin, LaVonna Martin, Ilrey Oliver), 3:29.35

1987 Southern California (Myra Mayberry, Gervaise McCraw, Michelle Taylor, Leslie Maxie), 3:28.93
1988 UCLA (Monica Phillips, Gail Devers, Chewuakii Knighten, Janeene Vickers), 3:29.82

1989 Texas (Kellie Roberts, Leslie Hardison, Barbara Flowers, Carlette Guidry), 3:31.18
1990 Florida (Kim Mitchell, Anita Howard, Dorchelle Webster, Tasha Downing), 3:30.41
1991 Nebraska (Shanelle Porter, Tranquil Wilson, Kim Walker, Ximena Restrepo), 3:29.87

1992 Florida (Nekita Beasley, Michelle Freeman, Kim Mitchell, Anita Howard), 3:27.53
1993 LSU (Debbie Parris, Indira Hamilton, Heather Van Norman, Youlanda Warren), 3:27.97
1994 Seton Hall (Veronica Harris, Keisha Caine, Julia Sandiford, Flirtisha Harris), 3:30.58
1995 LSU (LaTarsha Stroman, Sheila Powell, Charlene Maulseed, Youlanda Warren), 3:28.26
1996 Texas (Dana Riley, Suziann Reid, Donna Howard, Toya Brown), 3:27.50

1997 Texas (Dana Riley, Donna Howard, Toya Brown, Suziann Reid), 3:28.43
1998 Texas (Angel Patterson, Aminah Haddad, Toya Brown, Suziann Reid), 3:28.65
1999 Texas (Angel Patterson, Aminah Haddad, Tanya Jarrett, Suziann Reid), 3:27.08
2000 South Carolina (Lisa Barber, Demetria Washington, Ellakisha Williamson, Mikele Barber), 3:28.64
2001 Clemson (Michelle Burgher, Cydonie Mothersill, Marcia Smith, Shekera Weston), 3:29.97

2002 South Carolina (Tiffany Ross, Demetria Washington, Tacita Bass, Leshinda Demus), 3:26.46
2003 Texas (Naleya Downer, Moushaumi Robinson, Raasin McIntosh, Sanya Richards), 3:26.76

HIGH JUMP
1982 Disa Gisladdottir, Alabama, 1.86 (6-1 1/4)
1983 Disa Gisladdottir, Alabama, 1.87 (6-1 1/2)
1984 Tonya Alston, UCLA, 6-1 1/4
1985 Katrena Johnson, Arizona, 6-4 1/4
1986 Rita Graves, Kansas St., 1.88 (6-2)

1987 Mazel Thomas, Abilene Christian, 1.89 (6-2 1/4)
1988 Amber Welty, Idaho St., 1.92 (6-3 1/2)
1989 Melinda Clark, Texas A&M, 1.85 (6-0 3/4)
1990 Angie Bradburn, Texas, 1.90 (6-2 3/4)
1991 Tanya Hughes, Arizona, 1.94 (6-4 1/4)

1992 Tanya Hughes, Arizona, 1.87 (6-1 1/2)
1993 Tanya Hughes, Arizona, 1.92 (6-3 1/2)
1994 Gai Kapernick, LSU, 1.89 (6-2 1/4)
1995 Amy Acuff, UCLA, 1.96 (6-5)
1996 Amy Acuff, UCLA, 1.94 (6-4 1/4)

1997 Kajsa Bergqvist, Southern Methodist 1.93 (6-4)
1998 Erin Aldrich, Texas, 1.93 (6-4)
1999 Kajsa Bergqvist, Southern Methodist, 1.90 (6-2 3/4)
2000 Erin Aldrich, Texas, 1.90 (6-2 3/4)
2001 Dora Gyorffy, Harvard, 1.90 (6-2 3/4)

2002 Darnesha Griffith, UCLA, 1.83 (6-0)
2003 Whitney Evans, Washington St., 1.86 (6-1 1/4)

POLE VAULT
1998 Bianca Maran, Cal Poly, 3.80 (12-5 1/2)
1999 Paula Serrano, Cal Poly, 4.10 (13-5 1/4)
2000 Tracy O'Hara, UCLA, 4.40 (14-5 1/4)
2001 Andrea Dutoit, Arizona, 4.20 (13-9 1/4)
2002 Tracy O'Hara, UCLA, 4.20 (13-9 1/4)

2003 Becky Holliday, Oregon, 4.41 (14-5 1/2)

LONG JUMP
1982 Jennifer Innis, Cal St. L.A., 6.64 (21-9 1/2)
1983 Carol Lewis, Houston, 6.70 (21-11 3/4)
1984 Gwen Loud, Hawaii, 22-5 3/4w
1985 Carol Lewis, Houston, 22-1
1986 Cynthia Henry, UTEP, 6.54 (21-5 1/2)

1987 Sheila Echols, LSU, 6.94 (22-9 1/4)
1988 Nena Gage, George Mason, 6.62w (21-8 3/4)
1989 Christy Opara, Brigham Young, 6.46 (21-2 1/2)
1990 Sheila Hudson, California, 6.73 (22-1)
1991 Diane Guthrie, George Mason, 6.65w (21-10)

1992 Jackie Edwards, Stanford, 6.59 (21-7 1/2)
1993 Daphnie Saunders, LSU, 6.77 (22-2 1/2)
1994 Dedra Davis, Tennessee, 6.85w (22-5 3/4)
1995 Pat Itanyi, West Virginia, 6.73 (22-1)
1996 Angee Henry, Nebraska, 6.69 (21-11 1/2)

1997 Trecia Smith, Pittsburgh, 6.65 (21-10)
1998 Angie Brown, George Mason, 6.59w (21-7 1/2)
1999 Trecia Smith, Pittsburgh, 6.61 (21-8 1/4)
2000 Jenny Adams, Houston, 6.54 (21-5 1/2)
2001 Brianna Glenn, Arizona, 6.56w (21-6 1/4)

2002 Elva Goulbourne, Auburn, 6.82 (22-4 1/2)
2003 Elva Goulbourne, Auburn, 6.76 (22-2 1/4)

TRIPLE JUMP
1984 Terri Turner, Texas, 44-4¼w
1985 Esmeralda Garcia, Florida St., 43-7½
1986 Terri Turner, Texas, 13.66 (44-9¾)
1987 Sheila Hudson, California, 13.78 (45-2½)
1988 Sheila Hudson, California, 13.92w (45-8)
1989 Renita Robinson, Nebraska, 13.60w (44-7½)
1990 Sheila Hudson, California, 14.04 (46-0¾)
1991 Donna Crumety, St. Joseph's, 13.41w (44-0)
1992 Leah Kirklin, Florida, 13.43 (44-0¾)
1993 Claudia Haywood, Rice, 13.54 (44-5¼)
1994 Nicola Martial, Nebraska, 13.71 (44-11¾)
1995 Nicola Martial, Nebraska, 13.74 (45-1)
1996 Suzette Lee, LSU, 13.74 (45-1)
1997 Suzette Lee, LSU, 13.92 (45-8)
1998 Trecia Smith, Pittsburgh, 13.98 (45-10½)
1999 Stacey Bowers, Baylor, 13.97 (45-10)
2000 Keisha Spencer, LSU, 13.97 (45-10)
2001 Shelly-Ann Gallimore, Auburn, 13.29 (43-7¼)
2002 Teresa Bundy, Florida St., 13.41 (44-0)
2003 Ineta Radevica, Nebraska, 13.93 (45-8½)

SHOT PUT
1982 Meg Ritchie, Arizona, 16.90 (55-5½)
1983 Carol Cady, Stanford, 17.07 (56-0)
1984 Ramona Pagel, San Diego St., 17.27 (56-8)
1985 Regina Cavanaugh, Rice, 56-7½
1986 Regina Cavanaugh, Rice, 17.31 (56-9½)
1987 Regina Cavanaugh, Rice, 17.34 (56-10¾)
1988 Jennifer Ponath, Washington, 16.57 (54-4½)
1989 Carla Garrett, Arizona, 16.66 (54-8)
1990 Tracie Millett, UCLA, 16.33 (53-7)
1991 Eileen Vanisi, Texas, 17.60 (57-9)
1992 Katrin Koch, Indiana, 17.53 (57-6¼)
1993 Dawn Dumble, UCLA, 17.17 (56-4)
1994 Eileen Vanisi, Texas, 17.74 (58-2½)
1995 Valeyta Althouse, UCLA, 18.28 (59-11¾)
1996 Teri Steer, Southern Methodist, 17.98 (59-0)
1997 Tressa Thompson, Nebraska, 18.50 (60-8½)
1998 Tressa Thompson, Nebraska, 18.65 (61-2¼)
1999 Seilala Sua, UCLA, 17.60 (57-9)
2000 Seilala Sua, UCLA, 17.36 (56-11½)
2001 Christina Tolson, UCLA, 17.39 (57-0¾)
2002 Jessica Cosby, UCLA, 17.38 (57-0¼)
2003 Becky Breisch, Nebraska, 17.76 (58-3¼)

DISCUS THROW
1982 Meg Ritchie, Arizona, 61.56 (202-0)
1983 Leslie Deniz, Arizona St., 63.96 (209-10)
1984 Carol Cady, Stanford, 198-5
1985 Laura DeSnoo, San Diego St., 190-6
1986 Toni Lutjens, UCLA, 55.82 (183-2)
1987 Laura Lavine, Washington St., 56.14 (184-2)
1988 Laura Lavine, Washington St., 57.34 (188-1)
1989 Carla Garrett, Arizona, 58.02 (190-4)
1990 Tracie Millett, UCLA, 56.00 (183-9)
1991 Anna Mosdell, Brigham Young, 56.04 (183-10)
1992 Anna Mosdell, Brigham Young, 54.78 (179-9)
1993 Danyel Mitchell, LSU, 56.86 (186-6)
1994 Danyel Mitchell, LSU, 59.08 (193-10)
1995 Dawn Dumble, UCLA, 57.04 (187-2)
1996 Anna Soderberg, Northern Ariz., 59.52 (195-3)
1997 Seilala Sua, UCLA, 61.12 (200-6)
1998 Seilala Sua, UCLA, 64.22 (210-8)
1999 Seilala Sua, UCLA, 64.26 (210-10)
2000 Seilala Sua, UCLA, 61.20 (200-9)
2001 Katja Schreiber, Idaho, 60.32 (197-11)
2002 Chaniqua Ross, UCLA, 55.48 (182-0)
2003 Deshaya Williams, Penn St., 55.40 (181-9)

HAMMER THROW
1996 Dawn Ellerbe, South Carolina, 63.76 (209-2)
1997 Dawn Ellerbe, South Carolina, 63.20 (207-4)
1998 Lisa Misipeka, South Carolina, 63.82 (209-4)
1999 Florence Ezeh, Southern Methodist, 63.14 (207-2)
2000 Florence Ezeh, Southern Methodist, 64.58 (211-10)
2001 Florence Ezeh, Southern Methodist, 66.85 (219-4)
2002 Jamine Moton, Clemson, 67.21 (220-6)
2003 Candice Scott, Florida, 69.79 (229-0)

JAVELIN THROW
1982 Karin Smith, Cal Poly, 63.02 (206-9)
1983 Denise Thiemard, Nebraska, 54.50 (178-10)
1984 Iris Gronfeldt, Alabama, 184-2
1985 Iris Gronfeldt, Alabama, 187-8
1986 Helena Uusitalo, Washington, 58.86 (193-1)
1987 Laverne Eve, LSU, 55.60 (182-5)
1988 Jill Smith, Oregon, 55.08 (180-8)
1989 Kim Engel, Georgia, 59.94 (196-8)
1990 Ashley Selmon, Southern California, 56.78 (186-3)
1991 Paula Berry, Oregon, 57.44 (188-5)
1992 Valerie Tulloch, Rice, 58.26 (191-2)
1993 Ashley Selman, Oregon, 57.44 (188-5)
1994 Valerie Tulloch, Rice, 57.18 (187-7)
1995 Valerie Tulloch, Rice, 58.54 (192-1)
1996 Windy Dean, Southern Methodist, 56.72 (186-1)
1997 Windy Dean, Southern Methodist, 58.28 (191-2)
1998 Windy Dean, Southern Methodist, 56.28 (184-8)
1999 Vigdis Gudjonsdottir, Georgia, 55.54 (182-3)
2000 Angeliki Tsiolakoudi, UTEP, 60.24 (197-8)
2001 Inga Stasivlionyte, Southern California, 52.52 (172-4)
2002 Serene Ross, Purdue, 59.64 (195-8)
2003 Irina Kharun, Indiana, 61.82 (202-10)

HEPTATHLON
1982 Jackie Joyner, UCLA, 6,099
1983 Jackie Joyner, UCLA, 6,390
1984 Sheila Tarr, UNLV, 5,856
1985 Lauri Young, La.-Monroe, 5,723
1986 Jolanda Jones, Houston, 5,826
1987 Jolanda Jones, Houston, 6,068
1988 Wendy Brown, Southern California, 5,701
1989 Jolanda Jones, Houston, 6,022
1990 Gea Johnson, Arizona St., 6,132
1991 Sharon Jaklofsky, LSU, 5,732
1992 Anu Kaljurand, Brigham Young, 6,142
1993 Kelly Blair, Oregon, 6,038
1994 Diane Guthrie, George Mason, 6,032
1995 Diane Guthrie-Gresham, George Mason, 6,527
1996 Corissa Yasen, Purdue, 5,765
1997 Tiffany Lott, Brigham Young, 6,211
1998 Tiffany Lott, Brigham Young, 5,982
1999 Tracye Lawyer, Stanford, 5,855
2000 Christi Smith, Akron, 5,797
2001 Austra Skujyte, Kansas St., 5,857
2002 Austra Skujyte, Kansas St., 6,061
2003 Hyleas Fountain, Georgia, 5,999

Discontinued Events

3,000-METER RUN
1982 Ceci Hopp, Stanford, 9:28.92
1983 Alison Wiley, Stanford, 9:03.51
1984 Cathy Branta, Wisconsin, 8:59.57
1985 Cathy Branta, Wisconsin, 9:08.32
1986 Lisa Breiding, Kentucky, 9:11.39
1987 Vicki Huber, Villanova, 8:54.41
1988 Vicki Huber, Villanova, 8:47.35
1989 Vicki Huber, Villanova, 9:06.96
1990 Sonia O'Sullivan, Villanova, 8:56.27
1991 Sonia O'Sullivan, Villanova, 8:56.74
1992 Nnenna Lynch, Villanova, 9:24.59
1993 Clare Eichner, Wisconsin, 9:03.06
1994 Karen Hecox, UCLA, 9:22.63
1995 Kathy Butler, Wisconsin, 9:09.02
1996 Kathy Butler, Wisconsin, 9:16.19
1997 Kathy Butler, Wisconsin, 9:01.23
1998 Monal Chokshi, Stanford, 9:20.18
1999 Carrie Tollefson, Villanova, 9:26.51
2000 Kara Wheeler, Colorado, 9:02.15

Top Five Team Finishes

Team	1st	2nd	3rd	4th	5th	Best Finish (Year[s])
Alabama	0	2	0	0	2	2nd (1986-87)
Arizona	0	0	1	1	1	3rd (2001)
Arizona St.	0	0	0	2	0	4th (1988-90)
Arkansas	0	0	0	0	1	5th (2001)
Brigham Young	0	0	1	1	0	3rd (1998)
Florida	0	1	0	1	0	2nd (1992)
Florida St.	1	2	1	0	0	1st (1984)
George Mason	0	0	0	0	1	5th (1995)
Georgetown	0	0	0	0	1	5th (1993)
Georgia	0	0	1	1	0	3rd (1995)
Illinois	0	0	0	2	0	4th (1995-96)
Kansas St.	0	0	0	0	1	5th (2002)
LSU	13	1	0	1	1	1st (1987-88-89-90-91-92-93-94-95-96-97-2000-03)
Nebraska	0	0	4	0	3	3rd (1983-89-91-92)
North Carolina	0	0	0	0	1	5th (1996)
Oregon	1	0	1	3	1	1st (1985)
South Carolina	1	0	1	1	1	1st (2002)
Southern California	1	1	3	1	1	1st (2001)
Southern Methodist	0	0	2	1	0	3rd (1996-98)
Stanford	0	0	1	1	1	3rd (1984)
Tennessee	0	2	0	3	2	2nd (1982-84)
Texas	3	5	0	0	2	1st (1986-98-99)
Texas Southern	0	0	1	1	0	3rd (1986)
UCLA	2	8	4	2	0	1st (1982-83)
Villanova	0	0	0	1	0	4th (1994)
Wisconsin	0	1	1	0	0	2nd (1993)

All-Time Team Results

1982: 1. UCLA, 153; 2. Tennessee, 126; 3. Florida St., 119½; 4. Oregon, 104; 5. Stanford, 78; 6. Arizona, 58; 7. Nebraska, 51; 8. (tie) Cal St. L.A. and UTEP, 48; 10. San Diego St., 47; 11. (tie) Prairie View and Virginia, 40; 13. Houston, 37; 14. Michigan St., 32; 15. Alabama, 31; 16. Oklahoma, 29; 17. (tie) Brigham Young and Long Beach St., 20; 19. UNLV, 19; 20. Utah, 17; 21. Maryland, 16; 22. LSU, 14; 23. (tie) Arizona St. and Missouri, 13; 25. (tie) Colorado, Fairleigh Dickinson and Kansas, 12; 28. Washington, 11; 29. (tie) Auburn and Drake, 10; 31. North Texas, 9; 32. (tie) Clemson, Howard and Indiana, 8; 35. Ohio, 7½; 36. (tie) North Carolina St. and Northeastern, 7; 38. (tie) California, Georgetown, Hawaii, Kansas St. and Oregon St., 6; 43. Old Dominion, 5; 44. (tie) Delaware, Eastern Mich., Kent St., New Hampshire and Southern California, 3; 49. (tie) UC Irvine, Kentucky, Massachusetts, Southern U. and Texas A&M, 2; 54. George Mason, 1.

1983: 1. UCLA, 116½; 2. Florida St., 108; 3. Nebraska, 106⅔; 4. Tennessee, 87; 5. Oregon, 66; 6. Stanford, 60; 7. Cal St. L.A., 59; 8. Houston, 52; 9. Arizona, 47; 10. (tie) North Carolina St. and Virginia, 37; 12. Alabama, 36; 13. Arizona St., 34; 14. Texas, 32; 15. Prairie View, 29; 16. Michigan, 25; 17. (tie) Florida, Michigan St. and Washington, 24; 20. (tie) Brigham Young and Clemson, 20; 22. Wisconsin, 19; 23. Penn St., 18; 24. (tie) LSU and San Diego St., 17; 26. UTEP, 16; 27. Iowa, 15; 28. Southern California, 14½; 29. (tie) Ohio, Princeton and Villanova, 14; 32. Georgia, 13; 33. (tie) Kansas and Long Beach St., 12; 35. Oklahoma, 11½; 36. (tie) Colorado and Illinois St., 11; 38. Kansas St., 10½; 39. Rice, 10; 40. (tie) Ball St., Fairleigh Dickinson, Hawaii, Howard, Maryland, Missouri and Rutgers, 9; 47. Kentucky, 8; 48. Ohio St., 7; 49. (tie) California and North Texas, 6; 51. (tie) Fresno St., Harvard, Kent St. and Southern U., 5; 55. (tie) Texas Southern and Utah, 3; 57. New Mexico, 2; 58. (tie) Idaho, La.-Monroe, Old Dominion, Purdue and Texas A&M, 1; 63. Eastern Ky., ⅓.

1984: 1. Florida St., 145; 2. Tennessee, 124; 3. Stanford, 71; 4. Oregon, 64; 5. Nebraska, 60; 6. Alabama, 53; 7. Wisconsin, 49; 8. Arizona St., 47; 9. Texas Southern, 42; 10. Florida, 40; 11. (tie) San Diego St. and Texas, 39; 13. Villanova, 35; 14. Houston, 33½; 15. (tie) Cal St. L.A. and Iowa St., 31; 17. UTEP, 28; 18. (tie) Brigham Young and Indiana, 26; 20. (tie) Kansas St. and Penn St., 25; 22. Arizona, 24½; 23. Oklahoma, 22½; 24. Southern California, 22; 25. (tie) Missouri and UNLV, 21; 27. Northern Ariz., 20; 28. (tie) Georgia and Kansas, 19; 30. UCLA, 18; 31. Southern U., 16; 32. Hawaii, 15; 33. Purdue, 14; 34. (tie) Fairleigh Dickinson and Washington, 12; 36. (tie) Georgetown and Maryland, 10; 38. (tie) Arkansas, California, Grambling, Howard, Michigan St. and North Carolina, 9; 44. Ball St., 8½; 45. (tie) Appalachian St., Delaware St., East Tenn. St., Kentucky and Oklahoma St., 8; 50. (tie) Fresno St., Minnesota, Oregon St. and Virginia Tech, 7; 54. (tie) North Carolina St. and South Carolina St., 6; 56. Long Beach St., 5½; 57. (tie) Auburn, UC Santa Barb., Florida A&M and Idaho, 5; 61. (tie) Colorado, Utah and Washington St., 4; 64. (tie) Murray St., New Mexico, and Rutgers, 3; 67. (tie) Arkansas St. and Yale, 2; 69. LSU, 1; 70. Drake, ½.

1985: 1. Oregon, 52; 2. (tie) Florida St. and LSU, 46; 4. (tie) Arizona and UCLA, 45; 6. Texas, 41; 7. Tennessee, 30; 8. Cal St. L.A., 28; 9. San Diego St., 24; 10. Alabama, 22½; 11. Houston, 21; 12. (tie) Nebraska, Texas Southern and Wisconsin, 20; 15. Fresno St., 17; 16. (tie) Florida, Oklahoma St. and Southern California, 16; 19. La.-Monroe, 15; 20. Iowa, 14; 21. Grambling, 13; 22. Rice, 12; 23. (tie) Georgia and Stanford, 11; 25. Missouri, 10; 26. UNLV, 9; 27. (tie) Auburn, Delaware St., Michigan, Northern Ariz., Southern-N.O. and Villanova, 8; 33. TCU, 7; 34. Washington St., 6; 35. (tie) Brigham Young, Clemson and Virginia Tech, 5; 38. Connecticut, 4; 39. Kansas St., 3½; 40. (tie) Appalachian St., California, Florida A&M, Duke, Howard and Maryland, 3; 46. (tie) Kentucky, Michigan St. and Purdue, 2; 49. (tie) Arizona St., Iowa St., Minnesota, Oregon St., Texas-San Antonio and Virginia, 1.

1986: 1. Texas, 65; 2. Alabama, 55; 3. Texas Southern, 47; 4. (tie) Southern California and Tennessee, 37; 6. Stanford, 29; 7. (tie) UCLA and Wisconsin, 25; 9. Florida, 21; 10. Washington St., 20; 11. Georgia, 19; 12. (tie) Kansas St. and LSU 18; 14. (tie) Florida St. and UTEP, 17; 16. Oklahoma St., 16; 17. Houston, 15; 18. Arizona, 14; 19. Rice, 13; 20. (tie) Morgan St. and San Diego St., 12; 22. Washington, 11½; 23. (tie) Clemson, Indiana and Michigan, 11; 26. (tie) Auburn, Kentucky, Miami (Ohio) and Nebraska, 10; 30. (tie) Boston U. and California, 8; 32. Brigham Young, 7; 33. (tie) Duke, Eastern Ky., George Mason, Howard, Purdue and Western Ill., 6; 39. (tie) Michigan St., Missouri, North Carolina St., Ohio St. and TCU, 5; 44. Temple, 4; 45. (tie) Cal St. L.A., Delaware, Delaware St. and Oregon St., 3; 49. (tie) Appalachian St., Florida A&M, Illinois, Southern Ill. and Villanova, 2; 54. Fresno St., 1½; 55. (tie) Prairie View and Virginia, 1.

1987: 1. LSU, 62; 2. Alabama, 53; 3. Southern California, 51; 4. Tennessee, 33; 5. Texas, 28½; 6. (tie) Brigham Young and UCLA, 27; 8. Texas Southern, 26; 9. Oregon, 25; 10. Florida St., 22; 11. (tie) California and Villanova, 21; 13. (tie) Florida and Georgia, 20; 15. Nebraska, 17; 16. (tie) Arizona, Kansas St. and Wisconsin, 16; 19. Washington St., 15; 20. Rice, 13; 21. (tie) Houston and Western Ill., 12; 23. Morgan St., 11; 24. (tie) Northern Ariz. and Purdue, 10; 26. Cal St. L.A., 9; 27. Fresno St., 8½; 28. (tie) Eastern Ky. and Washington, 8; 30. (tie) Georgia Tech, Mississippi St. and Virginia, 7; 33. (tie) Appalachian St., Arizona St., Idaho St., Indiana, Missouri and Princeton, 6; 39. (tie) Colorado, Prairie View, Temple, TCU and Western Mich., 5; 44. (tie) Auburn and Oklahoma St., 4; 46. (tie) Illinois and Kansas, 3; 48. (tie) Iowa St. and Michigan St., 2; 50. (tie) Boise St., Boston U., Kentucky, UNLV, Stanford and Virginia Tech, 1.

1988: 1. LSU, 61; 2. UCLA, 58; 3. Oregon, 45; 4. Arizona St., 40; 5. Nebraska, 34; 6. Alabama, 31; 7. Southern California, 29; 8. Texas, 27; 9. Stanford, 26⅓; 10. Washington, 26; 11. Morgan St., 25; 12. Purdue, 18⅓; 13. (tie) George Mason and Wisconsin, 18; 15. (tie) Texas Southern and Villanova, 17; 17. (tie) California and Illinois, 16; 19. UTEP, 15; 20. Cal St. L.A., 13; 21. Tennessee, 12; 22. Oklahoma St., 11; 23. Temple, 10⅓; 24. (tie) Idaho St. and Washington St., 10; 26. (tie) Boise St., Fresno St. and Missouri, 8; 29. Florida, 7; 30. (tie) Eastern Ky., Florida St., Iowa St., Kansas St., Maryland, Michigan, Mississippi St. and North Carolina St., 5; 38. (tie) Indiana, North Carolina, Seton Hall and Texas A&M, 4; 42. (tie) Arkansas St., Eastern Mich., Kentucky and Virginia, 3; 46. (tie) Arizona, UC Irvine, Howard, Kansas, Rice, West Virginia and Yale, 2; 53. (tie) UAB, Appalachian St., Bowling Green, Brigham Young, Minnesota, UNLV and Ohio St., 1.

1989: 1. LSU, 86; 2. UCLA, 47; 3. Nebraska, 37; 4. Texas Southern, 34; 5. Arizona, 25; 6. Texas, 24; 7. Illinois, 23; 8. Southern California, 19; 9. (tie) Brigham Young, Harvard, Kentucky and Villanova, 18; 13. Alabama, 17; 14. Oklahoma St., 16; 15. (tie) Georgia and Wisconsin, 15; 17. (tie) Florida, Houston and Texas A&M, 14; 20. Indiana, 12; 21. (tie) Missouri, Rice, UTEP and Texas-San Antonio, 11; 25. (tie) UNLV and Stanford, 10; 27. (tie) Mississippi St. and Oklahoma, 9; 29. (tie) La.-Monroe, Maryland, North Carolina, North Carolina St., Texas Tech, Virginia and Wichita St., 8; 36. Dartmouth, 7; 37. (tie) Appalachian St., Boston U., Iowa St., Tennessee and Washington St., 6; 42. (tie) Auburn, Oregon, Purdue and Southern U., 5; 46. (tie) Boise St., Michigan, Minnesota, Penn St., Princeton, Utah and Weber St., 4; 53. (tie) Bowling Green, Howard and Northern Ariz., 3; 56. (tie) Arkansas, California and Murray St., 2; 59. (tie) Baylor, UC Irvine and Southern Ill., 1.

1990: 1. LSU, 53; 2. UCLA, 46; 3. Wisconsin, 42; 4. Arizona St., 34; 5. Alabama, 29; 6. Tennessee, 28; 7. Indiana, 26; 8. (tie) Florida, Texas and Villanova, 25; 11. California, 23; 12. Illinois, 22; 13. Florida St., 21; 14. North Carolina, 19; 15. Kansas St., 18; 16. Nebraska, 17; 17. Texas Southern, 13; 18. (tie) Brigham Young, Minnesota and Oregon, 12; 21. Harvard, 11; 22. (tie) Kentucky and Southern California, 10; 24. Iowa St., 9; 25. (tie) Baylor, Idaho St., Indiana St., North Carolina St., Northern Ariz., Rice, St. Joseph's and Virginia, 8; 33. Clemson, 7; 34. (tie) Appalachian St., Army, Cornell, Georgetown, La.-Monroe, UNLV, Oklahoma and Purdue, 6; 42. (tie) Arizona, Pittsburgh, Prairie View, Syracuse and UTEP, 5; 47. (tie) Colorado, Long Beach St., Morgan St., Southern U., Southern Methodist, Texas A&M and Washington St., 4; 54. (tie) Eastern Mich. and Howard, 3; 56. (tie) Arkansas, Fresno St., Georgia Tech, New Mexico, Providence, Stanford and West Virginia, 2; 63. (tie) Boston U. and Oklahoma St., 1.

1991: 1. LSU, 78; 2. Texas, 67; 3. Nebraska, 43; 4. UCLA, 35; 5. Tennessee, 33; 6. Florida, 30; 7. Villanova, 28; 8. Brigham Young, 26; 9. Florida St., 19; 10. (tie) Arkansas and North Carolina, 18; 12. (tie) Clemson and Stanford, 17; 14. Alabama, 14; 15. (tie) Oregon and Providence, 13; 17. Baylor, 12; 18. (tie) Arizona St., George Mason, Iowa St., Minnesota and North Carolina St., 11; 23. (tie) Arizona, Cal St. Northridge and St. Joseph's, 10; 26. Colorado, 9; 27. (tie) Cornell, Houston, Illinois, Indiana St. and Southern California, 8; 32. (tie) Fresno St., Georgia and Pittsburgh, 7; 35. (tie) La.-Monroe, UNLV, Northern Ariz. and Texas A&M, 6; 39. (tie) Eastern Mich., Penn St., Rice, St. John's (N.Y.), Virginia, West Virginia and Wisconsin, 5; 46. (tie) Boston U., Iowa, Kansas St., Oklahoma St. and Washington St., 4; 51. (tie) Indiana, Maryland and Oklahoma, 3; 54. (tie) UC Irvine, Georgetown, Miami (Ohio) and Washington, 2; 58. (tie) Central Mich., Georgia Tech, Ohio St., Prairie View, Syracuse and Utah, 1.

1992: 1. LSU, 87; 2. Florida, 81; 3. Nebraska, 30; 4. Stanford, 28; 5. Alabama, 27; 6. UNLV, 25; 7. Brigham Young, 23; 8. George Mason, 22; 9. (tie) Tennessee, Texas and Wisconsin, 21; 12. North Carolina, 20; 13. (tie) Arizona and Illinois, 19; 15. Villanova, 18; 16. Indiana, 16; 17. Clemson, 15; 18. Rice, 13; 19. (tie) Arizona St. and Iowa, 12; 21. Oklahoma, 11; 22. (tie) Oregon and UCLA, 10; 24. Texas A&M, 9; 25. (tie) Colorado St., Kansas, Oklahoma St. and West Virginia, 8; 29. (tie) Auburn, Georgia Tech, North Carolina St., Ohio St. and Seton Hall, 6; 34. (tie) Colorado, Eastern Mich., Eastern Wash., Florida St., Houston, Maryland, Princeton, Texas-San Antonio and Virginia, 5; 43. (tie) Baylor, UC Irvine, Kansas St., Miami (Ohio), Rutgers, Southern California, Southern Methodist, Southwest Mo. St. and William & Mary, 4; 52. (tie) Pittsburgh and UTEP, 3; 54. (tie) California, Connecticut, Georgetown, Loyola (Ill.) and Miami (Fla.), 2; 59. (tie) Arkansas, Long Beach St., Michigan, Pennsylvania, Penn St. and Providence, 1.

1993: 1. LSU, 93; 2. Wisconsin, 44; 3. UCLA, 38; 4. Oregon, 35; 5. Georgetown, 32; 6. Seton Hall, 30; 7. Illinois, 28; 8. Arizona St., 26½; 9. (tie) Alabama, Arizona and Florida, 25; 12. TCU, 24; 13. Indiana St., 22; 14. (tie) Nebraska and Texas, 21; 16. Auburn, 19; 17. Rice, 18; 18. Tennessee, 15; 19. Michigan, 12; 20. Colorado, 11; 21. (tie) Houston, Miami (Fla.), Oklahoma and Villanova, 10; 25. Penn St., 9; 26. (tie) Clemson, Georgia Tech and Kansas St., 8; 29. (tie) Fordham, Minnesota and Northern Ariz., 6; 32. (tie) Ohio St., Prairie View, UTEP and Western Mich., 5; 36. (tie) Connecticut, Indiana, La.-Lafayette, Providence, Purdue, Southern Methodist, Stanford and Virginia, 4; 44. (tie) Arkansas, Montana, New Hampshire, North Carolina and Wichita St., 3; 49. (tie) Florida St., Fresno St., Kent St., Pittsburgh, Southern California and Washington, 2; 55. (tie) James Madison, Texas A&M, Texas-Arlington, Texas Southern, Washington St. and William & Mary, 1; 61. Kentucky, ½.

1994: 1. LSU, 86; 2. Texas, 43; 3. UCLA, 42; 4. Villanova, 39; 5. Tennessee, 30; 6. (tie) Indiana St. and North Carolina, 24; 8. Seton Hall, 22; 9. Pittsburgh, 21; 10. (tie) Arizona St. and Rice, 19; 12. Alabama, 18; 13. (tie) George Mason, Oklahoma and Wisconsin, 16; 16. (tie) Nebraska and Texas St., 15; 18. Stanford, 14; 19. Providence, 13; 20. (tie) Brigham Young and Miami (Fla.), 12; 22. Texas A&M, 11; 23. (tie) Arizona, Arkansas, Kansas St. and Michigan, 10; 27. (tie) Colorado and Southern California, 9; 29. (tie) Baylor, Georgia Tech, Illinois and Oregon, 8; 33. Kent St., 7; 34. (tie) Cal St. Northridge, Missouri, Rutgers, TCU and William & Mary, 6; 39. (tie) Florida St., Middle Tenn. and UNLV, 5; 42. (tie) Auburn, Florida, Georgetown, Montana, Nevada, Prairie View, Purdue and UTEP, 4; 50. (tie) Iowa, Mississippi, Murray St., Northern Ariz. and Princeton, 3; 55. (tie) James Madison, Notre Dame, Penn St., South Carolina, Southern U., Southern Methodist, Virginia and Weber St., 2; 63. (tie) Coppin St., Cornell, East Caro., Kentucky, La.-Lafayette, Ohio St. and Washington, 1.

1995: 1. LSU, 69; 2. UCLA, 58; 3. Georgia, 41½; 4. Illinois, 30½; 5. George Mason, 29½; 6. (tie) Nebraska, Southern Methodist and Texas, 27; 9. Tennessee, 23; 10. Wisconsin, 21½; 11. Villanova, 20; 12. (tie) Eastern Mich. and Providence, 18; 14. (tie) Colorado and Kansas St., 17; 16. North Carolina, 16½; 17. (tie) Arizona St., Miami (Fla.) and Pittsburgh, 15; 20. Kent St., 14; 21. Auburn, 13; 22. Brigham Young, 12½; 23. Minnesota, 11; 24. (tie) Oregon, Rice, Texas St. and West Virginia, 10; 28. (tie) Dartmouth, Georgetown,

Nevada and Texas A&M, 8; 32. Arizona, 7½; 33. (tie) Arkansas and Wake Forest, 7; 35. (tie) Cal Poly and Connecticut, 6; 37. (tie) UAB, James Madison, Seton Hall, Southern California and TCU, 5; 42. (tie) Baylor, Boston U., Massachusetts, St. John's (N.Y.) and Southwest Mo. St., 4; 47. (tie) Boston College, Cal St. Northridge, Florida, Indiana St., Long Beach St., North Carolina St., Prairie View, Purdue and Washington, 3; 56. Texas-Arlington, 2; 57. (tie) California, Colorado St. and Stanford, 1; 60. Kentucky, ½.

1996: 1. LSU, 81; 2. Texas, 52; 3. Southern Methodist, 50; 4. Illinois, 43; 5. North Carolina, 35; 6. Georgetown, 34; 7. Southern California, 31; 8. Nebraska, 29; 9. (tie) South Carolina and UCLA, 26; 11. Wisconsin, 25½; 12. (tie) Florida and Georgia, 21; 14. Colorado, 20; 15. Brigham Young, 18½; 16. Northern Ariz., 14; 17. (tie) UTEP and Villanova, 13; 19. Minnesota, 12; 20. (tie) Pittsburgh, Purdue and Stanford, 11; 23. (tie) Auburn and Rice, 9; 25. (tie) Arizona St., Florida St., Michigan, Texas A&M and Vanderbilt, 8; 30. Washington, 7; 31. (tie) Ark.-Little Rock and Providence, 6; 33. (tie) Alabama, Cal Poly, Kansas St., Kentucky, Miami (Ohio), New Mexico, Northeastern, Oregon, Texas St. and Washington St., 5; 43. (tie) UAB, Arkansas, Baylor, Colorado St., Dartmouth and Drake, 4; 49. (tie) Arizona, Clemson, Fresno St., George Mason, Tennessee and Utah St., 3; 55. (tie) California, Miami (Fla.) and Mississippi, 2; 58. (tie) Kent St., Michigan St., Penn St., Portland, Southwest Mo. St., Texas-Arlington and Wichita St., 1.

1997: 1. LSU, 63; 2. Texas, 62; 3. UCLA, 56; 4. Southern Methodist, 34; 5. South Carolina, 30; 6. Florida, 29; 7. Arizona, 26; 8. Brigham Young, 25; 9. Michigan St., 24; 10. Wisconsin, 22; 11. Villanova, 19; 12. (tie) George Mason and Stanford, 18; 14. (tie) Colorado, Southern California and Vanderbilt, 17; 17. Florida Int'l, 16; 18. (tie) Pittsburgh and Tennessee, 14; 20. (tie) Kansas St. and Northern Ariz., 13; 22. (tie) UTEP and Texas A&M, 12; 24. North Carolina, 11; 25. (tie) Florida St., Kent St., Nebraska, Rice and West Virginia, 10; 30. (tie) Ark.-Little Rock, Auburn, Baylor, California and Sacramento St., 8; 35. Georgetown, 7; 36. (tie) Michigan and UNLV, 6; 38. (tie) Arkansas, Clemson, Iowa, Ohio St., Oklahoma St., Utah St. and Washington St., 5; 45. (tie) Boise St., Boston College, Illinois, Miami (Fla.), Miami (Ohio), Oregon and Penn St., 4; 52. (tie) Connecticut, Illinois St., Providence and Virginia, 3; 56. (tie) Bowling Green, Cal St. Northridge, Georgia, Indiana and Seton Hall, 2; 61. (tie) Notre Dame, Ohio and Oklahoma, 1.

1998: 1. Texas, 60; 2. UCLA, 55; 3. (tie) Brigham Young and Southern Methodist, 45; 5. Southern California, 35; 6. Georgia, 32; 7. South Carolina, 29½; 8. Nebraska, 26; 9. Stanford, 25½; 10. Baylor, 25; 11. Arizona, 24; 12. Pittsburgh, 23; 13. Florida, 17; 14. Wisconsin, 16; 15. (tie) Illinois, Michigan and Tennessee, 15; 18. (tie) North Carolina and Texas A&M, 13; 20. Cal Poly, 12½; 21. Seton Hall, 12; 22. (tie) Colorado, Houston and LSU, 11; 25. (tie) George Mason and Villanova, 10; 27. (tie) Colorado St. and Florida Int'l, 9; 29. (tie) Arkansas, Ball St., Georgia Tech, Louisiana Tech, TCU and Washington, 8; 35. West Virginia, 7½; 36. (tie) Miami (Fla.), Oregon and UTEP, 7; 39. (tie) Auburn, Boston U., Harvard, Kansas, Minnesota, Ohio St. and Texas St., 6; 46. (tie) Bradley, Chattanooga, Texas Southern, Tulane and Wichita St., 5; 51. (tie) Appalachian St., Kansas St., Morgan St., Ohio, San Diego St. and Weber St., 4; 57. (tie) Bowling Green, California, Dartmouth and Kent St., 3; 61. (tie) Boston College, Coastal Caro., Oklahoma and Syracuse, 2; 65. (tie) Eastern Ky., Indiana, Iowa St., Notre Dame, Virginia Tech and Wyoming, 1.

1999: 1. Texas, 62; 2. UCLA, 60; 3. Southern California, 58; 4. Georgia, 37; 5. LSU, 32; 6. Southern Methodist, 29; 7. South Carolina, 24; 8. (tie) Brigham Young and Villanova, 23; 10. (tie) Baylor and Pittsburgh, 20; 12. Texas Tech, 18; 13. Stanford, 17; 14. (tie) Nebraska and Ohio St., 15; 16. Ball St., 14; 17. (tie) Florida, Louisiana Tech and Notre Dame, 13; 20. (tie) Houston, Michigan, Tennessee and Washington St., 12; 24. (tie) Kansas, Kansas St. and Penn St., 11; 27. (tie) Appalachian St., Cal Poly and Miami, 10; 30. (tie) George Mason, Georgia Tech, Kent St. and Syracuse, 9; 34. North Carolina, 8½; 35. (tie) Akron, Colorado, Colorado St., Harvard, Minnesota and Northern Ariz., 8; 41. (tie) Arkansas, Clemson, Missouri and Texas A&M, 7; 45. (tie) Tulane, Va. Commonwealth and Wisconsin, 6; 48. (tie) California, Eastern Mich. and Wyoming, 5; 51. (tie) Iowa St., Oregon, Southwest Mo. St. and UTEP, 4; 55. (tie) Florida St., Fresno St., Kentucky, McNeese St., Purdue and Seton Hall, 3; 61. Boise St., 2½; 62. (tie) Connecticut, Eastern Ky., San Diego St. and Southern Utah, 2; 66. (tie) Arizona, UNLV, Providence and Utah, 1.

2000: 1. LSU, 58; 2. Southern California, 54; 3. UCLA, 47; 4. Brigham Young, 46; 5. Texas, 39; 6. (tie) Arkansas and South Carolina, 36; 8. (tie) Colorado, Houston and Nebraska, 26; 11. Kansas St., 22; 12. Southern Methodist, 20; 13. (tie) Alabama and Syracuse, 16; 15. (tie) Baylor, UTEP and Villanova, 14; 18. Pittsburgh, 13; 19. (tie) Arizona, California and Georgia, 12; 22. Kent St., 11; 23. (tie) Akron, Florida A&M, Georgetown, Harvard, Rice and Wyoming, 10; 29. Wisconsin, 9; 30. (tie) Cal St. Northridge, Florida, Seton Hall and Stanford, 8; 34. (tie) Illinois, UNLV, Ohio St. and South Fla., 7; 38. (tie) Arizona St., Duke, Florida St., Missouri, North Carolina, Southeastern La. and Texas A&M, 6; 45. (tie) Auburn, Idaho, Northern Ariz., Oregon and Utah St., 5; 50. (tie) Oral Roberts and Va. Commonwealth, 4; 52. (tie) Boston College, Colorado St., Michigan St., Middle Tenn., Minnesota, Norfolk St. and Purdue, 3; 59. (tie) Boise St., Connecticut, Indiana, Mississippi, Texas-Arlington, Wake Forest and Washington St., 2; 66. (tie) Belmont, East Tenn. St., Illinois St., Long Beach St., Notre Dame, Oklahoma and Washington, 1.

2001: 1. Southern California, 64; 2. UCLA, 55; 3. Arizona, 44; 4. South Carolina, 36; 5. Arkansas, 31; 6. LSU, 30; 7. Clemson, 28; 8. Stanford, 27; 9. Rice, 26; 10. Texas, 25; 11. Brigham Young, 24; 12. Harvard, 20; 13. Southern Methodist, 19; 14. (tie) Appalachian St. and Arizona St., 18; 16. (tie) Idaho and Kansas St., 16; 18. (tie) Illinois and Washington St., 15; 20. Florida, 14; 21. (tie) Auburn, Baylor and Indiana, 13; 24. UTEP, 12; 25. Georgia, 10⅗; 26. Ohio St., 10; 27. Iowa St., 9⅗; 28. (tie) Texas A&M and Weber St., 9; 30. (tie) Colorado St., Connecticut, Georgetown, Kansas and Wake Forest, 8; 35. (tie) Colorado and Duke, 7; 37. (tie) Purdue, San Diego St. and Texas Tech, 6; 40. (tie) Cal St. Northridge, Idaho St., Mississippi St., Oklahoma, Oklahoma St., Seton Hall, Tulsa and Virginia, 5; 48. Arkansas St., 4⅗; 49. (tie) Austin Peay, Brown, Mississippi, Missouri and Wyoming, 4; 54. (tie) Long Beach St. and Nebraska, 3½; 56. (tie) Ark.-Little Rock, UMBC, Miami (Fla.) and Minnesota, 3; 60. (tie) Alabama, California, Cal Poly, Coastal Caro., Oregon, Tennessee and TCU, 2; 67. (tie) Akron, Eastern Mich., North Carolina St., Penn St., St. John's (N.Y.), Sam Houston St. and Texas-Arlington, 1; 74. (tie) Bowling Green and North Carolina, ⅗.

2002: 1. South Carolina, 82; 2. UCLA, 72; 3. Southern California, 57; 4. LSU, 43; 5. Kansas St., 30; 6. Florida, 29; 7. Stanford, 25; 8. North Carolina, 22; 9. Nebraska, 21; 10. (tie) Brigham Young, Illinois and Texas, 19; 13. North Carolina St., 18; 14. Auburn, 17; 15. (tie) Liberty and Washington St., 16; 17. (tie) Arizona and Colorado, 15; 19. Iowa St., 12½; 20. (tie) Clemson and Miami (Fla.), 12; 22. (tie) Arizona St. and Florida St., 11; 24. (tie) Purdue, Rice and Yale, 10; 27. (tie) Notre Dame and Oregon, 9; 29. (tie) California, Northern Ariz., Oklahoma St., Princeton, South Fla. and Wichita St., 8; 35. (tie) Houston and Indiana, 7; 37. (tie) Kentucky and Ohio St., 6½; 39. (tie) Idaho St. and Tennessee, 6; 41. (tie) Baylor, Cal Poly, James Madison and Texas-Arlington, 5; 45. (tie) Arkansas, Boston College, Central Mich., Georgia, Georgetown, Kent St., Minnesota, UNLV, Penn St., Seton Hall and Toledo, 4; 56. (tie) Harvard, Missouri and Oklahoma, 3; 59. (tie) Michigan, Michigan St., Nevada, Texas-San Antonio and Wisconsin, 2; 64. (tie) Dartmouth, Georgia Tech, Hampton, Illinois St., Montana St., Providence and TCU, 1; 71. Western Caro., ½.

2003: 1. LSU, 64; 2. Texas, 50; 3. South Carolina, 47; 4. Florida, 36; 5. Nebraska, 33; 6. Indiana, 32; 7. North Carolina, 30; 8. UCLA, 28; 9. Stanford, 27; 10. Penn St., 24; 11. Georgia, 22; 12. Washington St., 21; 13. Southern California, 19; 14. Auburn, 18; 15. Brigham Young, 17½; 16. Cal Poly, 16½; 17. Oregon, 14½; 18. Miami (Fla.), 14; 19. Arkansas, 13½; 20. (tie) Idaho and Yale, 13; 22. (tie) Arizona, Illinois and Tennessee, 12; 25. Notre Dame, 11; 26. Florida St., 10½; 27. (tie) Mississippi St. and Providence, 10; 29. (tie) Arizona St., Baylor, San Diego St. and Washington, 9; 33. (tie) Maine, Minnesota and Northern Ariz., 8; 36. (tie) Clemson, Georgia Tech and Kansas St., 7; 39. (tie) Akron, Butler, Colorado and North Carolina St., 6; 43. (tie) Alabama, Coastal Caro., Eastern Mich., Rice, UTEP and Vanderbilt, 5; 49. (tie) Michigan, Michigan St., Seton Hall, Texas St., TCU and Villanova, 4; 55. (tie) Boise St., Idaho St., Kentucky, Oral Roberts, Virginia, Wake Forest and Wisconsin, 3; 62. (tie) UC Santa Barb., South Fla. and Wyoming, 2; 65. (tie) Marquette and Marshall, 1; 67. Southern Ill., ½.

Outdoor Track and Field

DIVISION II

Photo by Scott Rovak/NCAA Photos

Emporia State's Kadri Kelve (185) leads the field over the water jump in the 3,000-meter steeplechase. Kelve won the event.

2003 Championships

Edited by Scott Deitch.

Highlights

Blue Tigers Blow Past Competition: Lincoln (Missouri) used a bevy of bests to win its first team championship May 22-24 at Southern Illinois-Edwardsville. The Blue Tigers, whose top previous finish was fourth in 1997, won seven events and scored 98 points.

Shandria Brown and Nikkisha Maynard both won two events for Lincoln. Brown sprinted to victory in the 100- and 200-meter dashes, and ran a leg on the Blue Tigers' winning 400-meter relay. Maynard triumphed in the 100-meter high hurdles and the heptathlon.

Adriane Blewitt of Ashland also was a double winner, and in the process, set meet records in the shot put and discus. Blewitt, who also was second in the hammer throw, was the 2002 shot put champion and the discus winner in 2001.

Jackie Jeschelnig, Blewitt's teammate, won the hammer throw for the third time in her career.

For more, go to the June 9, 2003 issue of The NCAA News at www.ncaa.org.

TEAM STANDINGS

1. Lincoln (Mo.) 98
2. St. Augustine's 67
3. North Dakota St. 56
4. Abilene Christian 51
5. Ashland 50
6. Angelo St. 40
7. Emporia St. 25
   South Dakota 25
9. Southern Ind. 23
10. Grand Valley St. 22
11. Adams St. 16
12. Cal St. Chico 15 1/2
13. Lewis 15
    Western Ore. 15
15. UC Davis 14 1/2
16. Albany St. (Ga.) 14
    Cal St. Dom. Hills 14
    Cal St. L.A. 14
    Seattle Pacific 14
20. UC San Diego 13
21. Clark Atlanta 12
    Pittsburg St. 12
    Western St. 12
24. Cal St. Stanislaus 10
    Fort Valley St. 10
    North Fla. 10
    Slippery Rock 10
28. Central Mo. St. 9
    Findlay 9
    Minn. St. Mankato 9
    N.C. Central 9
    Tex. A&M-Kingsville 9
33. Mass.-Lowell 8
    Mo. Southern St. 8
    Southern Conn. St. 8
    Western Wash. 8
37. Harding 7
    Indiana (Pa.) 7
    Northwest Mo. St. 7
    South Dakota St. 7
    Tarleton St. 7
42. Mo.-Rolla 6
    Truman 6
44. Cal St. Bakersfield 5
    Chadron St. 5
    Clarion 5
    Fort Hays St. 5
    Lock Haven 5
    Neb.-Omaha 5
    Northern Colo. 5
51. Minn. St. M'head 4 1/2
52. UC-Colo. Spgs. 4
53. Bloomsburg 3
    Shippensburg 3
55. Edinboro 2
    Saginaw Valley 2
57. Neb.-Kearney 1 1/2
58. Colorado Mines 1

INDIVIDUAL RESULTS

100-meter dash: 1. Shandria Brown, Lincoln (Mo.), 11.59; 2. Carmelita Jeter, Cal St. Dom. Hills, 11.79; 3. Lashawndra Ratcliff, Tex. A&M-Kingsville, 11.88; 4. Ashuante McCormick, Lewis, 11.93; 5. Shavon Jackson, Angelo St., 12.06; 6. Alicia Anthony, Albany St. (Ga.), 12.08; 7. Sabrina Jensen, Fort Hays St., 12.10; 8. LaTisha Burns, Angelo St., 12.15.

200-meter dash: 1. Shandria Brown, Lincoln (Mo.), 23.32; 2. Libia Rodriguez, St. Augustine's, 23.37; 3. Carmelita Jeter, Cal St. Dom. Hills, 23.67; 4. Moya Thompson, Lincoln (Mo.), 23.97; 5. Ashuante McCormick, Lewis, 24.13; 6. Althea Johnson, Abilene Christian, 24.17; 7. Evita Johnson, Lewis, 24.26; 8. Lashawndra Ratcliff, Tex. A&M-Kingsville, 24.42.

400-meter dash: 1. Moya Thompson, Lincoln (Mo.), 51.80; 2. Libia Rodriguez, St. Augustine's, 51.89; 3. Marlene Smith, Lincoln (Mo.), 53.59; 4. Jennifer Farrow, Lock Haven, 54.52; 5. Ebony Haggans, Cal St. Stanislaus, 54.81; 6. Jessica Render, Fort Valley St., 54.89; 7. Lileith Simms, Lincoln (Mo.), 55.13; 8. Camethia Baker, St. Augustine's, 58.09.

800-meter run: 1. Steph Kuhlman, Grand Valley St., 2:05.34; 2. Andrea Morgan, Findlay, 2:06.84; 3. Sarah Kraybill, Seattle Pacific, 2:08.41; 4. Kelly Marshall, Lincoln (Mo.), 2:09.12; 5. Rachel Kraft, North Dakota St., 2:09.28; 6. Maria Medina, St. Augustine's, 2:09.44; 7. Rose Willis, Saginaw Valley, 2:09.86; 8. Tara Dell, Western St., 2:11.73.

1,500-meter run: 1. Romy Krueger, North Fla., 4:29.39; 2. Yuliya Stashkiv, Abilene Christian, 4:30.08; 3. Kate Hamera, Mo.-Rolla, 4:32.19; 4. Krista O'Dell, Grand Valley St., 4:32.65; 5. Hanna Haavikko, Harding, 4:32.90; 6. Abbey Block, Pittsburg St., 4:33.21; 7. Miranda Ernst, Northern Colo., 4:33.23; 8. Heather Beresford, Colorado Mines, 4:34.87.

3,000-meter run: 1. Yuliya Stashkiv, Abilene Christian, 9:38.94; 2. Heather Cooksey, Southern Ind., 9:39.16; 3. Natalie Ewing, Grand Valley St., 9:45.96; 4. Sopagna Eap, UC Davis, 9:46.00; 5. Audrey Sung, UC San Diego, 9:46.28; 6. Jenny Farmer, Southern Ind., 9:46.81; 7. Erin Woolley, South Dakota St., 9:49.18; 8. Erica Foltz, Central Mo. St., 9:52.69.

3,000-meter steeplechase: 1. Kadri Kelve, Emporia St., 10:22.81; 2. Cortney Christensen, North Dakota St., 10:23.28; 3. Kristen Anderson, Central Mo. St., 10:47.11; 4. Lyndsey Kuehn, Cal St. Chico, 10:48.05; 5. Tina Gray, UC-Colo. Spgs., 10:49.29; 6. Lori Hubbart, Western St., 10:49.62; 7. Kelly Richards, Edinboro, 10:49.67; 8. Bethany Otteson, Minn. St. Mankato, 10:51.04.

5,000-meter run: 1. Amber Klein, Adams St., 16:48.62; 2. Heather Cooksey, Southern Ind., 16:52.31; 3. Ashlee Vincent, Western Wash., 16:59.08; 4. Sopagna Eap, UC Davis, 16:59.28; 5. Jenny Farmer, Southern Ind., 16:59.78; 6. Janet Kogo, Harding, 17:03.66; 7. Erin Woolley, South Dakota St., 17:03.89; 8. Natalie Ewing, Grand Valley St., 17:05.67.

10,000-meter run: 1. Molly Wedel, South Dakota, 35:22.22; 2. Katie Lee, Cal St. Chico, 35:34.58; 3. Stephanie Bylander, Adams St., 35:37.02; 4. Mindy Sawtelle, Indiana (Pa.), 35:50.56; 5. Melissa Terwilliger, Clarion, 35:57.99; 6. Danielle Kramer, Bloomsburg, 36:01.07; 7. Laura Cherdack, UC Davis, 36:12.98; 8. Anne Glenn, UC Davis, 36:40.50.

100-meter high hurdles: 1. Nikkisha Maynard, Lincoln (Mo.), 13.72; 2. Lynnae Samuels, Cal St. L.A.,

13.73; 3. Samaiyah Islam, St. Augustine's, 13.90; 4. Ebony McMath, Fort Valley St., 14.00; 5. Chanda Powell, N.C. Central, 14.03; 6. Jennifer Stovall, South Dakota St., 14.23; 7. Nikki Hill, Clark Atlanta, 14.25; 8. Naquisha Moulton, Tex. A&M-Kingsville, 14.43.

400-meter intermediate hurdles: 1. Kinsey Coles, North Dakota St., 59.05; 2. Mary Garrett, Mo. Southern St., 59.20; 3. Lynnae Samuels, Cal St. L.A., 59.59; 4. Christina Winkler, Truman, 1:00.99; 5. Linsey Westerman, Slippery Rock, 1:01.43; 6. Dana Robinson, St. Augustine's, 1:01.91; 7. Ebony McMath, Fort Valley St., 1:02.07; 8. Naquisha Moulton, Tex. A&M-Kingsville, 1:02.70.

400-meter relay: 1. Lincoln (Mo.) (Simmy George, Shandria Brown, Marlene Smith, Moya Thompson), 45.08; 2. St. Augustine's, 45.36; 3. Angelo St., 45.76; 4. Albany St. (Ga.), 46.00; 5. Lewis, 46.09; 6. Fort Hays St., 46.52; 7. Abilene Christian, 46.67; 8. UC Davis, 47.16.

1,600-meter relay: 1. Lincoln (Mo.) (Lileith Simms, Marlene Smith, Kelly Marshall, Moya Thompson), 3:40.23; 2. North Dakota St., 3:41.07; 3. St. Augustine's, 3:42.15; 4. Angelo St., 3:45.39; 5. Neb.-Omaha, 3:47.77; 6. Abilene Christian, 3:49.29; 7. Central Mo. St., 3:49.38; 8. Truman, 3:53.55.

High jump: 1. Nikki Hill, Clark Atlanta, 1.76 (5-9 1/4); 2. Margo Knorr, North Dakota St., 1.76 (5-9 1/4); 3. Lacey Adkisson, Tarleton St., 1.73 (5-8); 4. Monica Smith, Western Ore., 1.70 (5-7); 5. (tie) Michelle Price, Western St., Tanya Salter, Minn. St. Moorhead, Brianna Cardenas, Cal St. Chico, and Lynsey Mann, Western St., 1.65 (5-5).

Pole vault: 1. Katie Eckley, Abilene Christian, 3.95 (12-11 1/2); 2. Val Gorter, Abilene Christian, 3.85 (12-7 1/2); 3. Chaunte Mitchell, Cal St. Stanislaus, 3.75 (12-3 1/2); 4. Marci Miller, South Dakota, 3.65 (11-11 3/4); 5. Jessica Roehrick, North Dakota St., 3.65 (11-11 3/4); 6. Callie Schoenherr, Northern Colo., 3.65 (11-11 3/4); 7. Jenny Simmons, Northwest Mo. St., 3.65 (11-11 3/4); 8. Kimberly Hilton, North Dakota St., 3.65 (11-11 3/4).

Long jump: 1. Carlene Cummings, St. Augustine's, 6.03 (19-9 1/2); 2. Nikkisha Maynard, Lincoln (Mo.), 5.90 (19-4 1/4); 3. Alicia Anthony, Albany St. (Ga.), 5.84 (19-2); 4. Chanda Powell, N.C. Central, 5.79 (19-0); 5. Cadriesha Akinfe, St. Augustine's, 5.77 (18-11 1/4); 6. Lakeshia Finch, Abilene Christian, 5.72 (18-9 1/4); 7. Crystal Cummins, North Dakota St., 5.69 (18-8); 8. Amanda Thieschafer, North Dakota St., 5.68 (18-7 3/4).

Triple jump: 1. Amanda Thieschafer, North Dakota St., 12.93 (42-5 1/4); 2. Carlene Cummings, St. Augustine's, 12.80 (42-0); 3. LaTasha Mosley, Angelo St., 12.69 (41-7 3/4); 4. Emilee Hamlin, Emporia St., 12.32 (40-5); 5. Lakeshia Finch, Abilene Christian, 12.30 (40-4 1/4); 6. Tunisia Lacy, Shippensburg, 12.28 (40-3 1/2); 7. Cadriesha Akinfe, St. Augustine's, 12.21 (40-0 3/4); 8. Lacey Adkisson, Tarleton St., 12.14 (39-10).

Shot put: 1. Adriane Blewitt, Ashland, 17.54 (57-6 1/2); 2. Heather Oldham, Mass.-Lowell, 15.44 (50-8); 3. Jackie Jeschelnig, Ashland, 14.24 (46-8 3/4); 4. Jacqueline Wells, Chadron St., 14.12 (46-4); 5. Kara Brockmeier, Emporia St., 14.11 (46-3 1/2); 6. Sagrario Hernandez, UC San Diego, 14.10 (46-3 1/4); 7. Elfreda Reid, Lincoln (Mo.), 13.92 (45-8); 8. Sarah Heinfeld, Findlay, 13.79 (45-3).

Discus throw: 1. Adriane Blewitt, Ashland, 55.20 (181-1); 2. Kortney Ihnen, Minn. St. Mankato, 48.10 (157-10); 3. Jackie Jeschelnig, Ashland, 46.92 (153-11); 4. Mary Wirt, Northwest Mo. St., 46.90 (153-10); 5. Rachel Goetz, Emporia St., 46.66 (153-1); 6. Sara Allsup, UC San Diego, 46.43 (152-4); 7. Kara Brockmeier, Emporia St., 45.88 (150-6); 8. Alison Anderson, Neb.-Omaha, 45.02 (147-8).

Hammer throw: 1. Jackie Jeschelnig, Ashland, 63.23 (207-5); 2. Adriane Blewitt, Ashland, 62.51 (205-1); 3. Jennifer Dunkin, Western Ore., 56.16 (184-3); 4. Casandra Kirk, Cal St. Bakersfield, 55.79 (183-0); 5. Kristin Hepler, Western Ore., 53.94 (177-0); 6. Sagrario Hernandez, UC San Diego, 52.60 (172-7); 7. Belinda Eastlack, Minn. St. Moorhead, 52.59 (172-6); 8. Amber Tiefenthaler, Neb.-Kearney, 50.68 (166-3).

Javelin throw: 1. Amber Miller, Angelo St., 51.52 (169-0); 2. Kateema Riettie, Southern Conn. St., 47.97 (157-4); 3. Karyn McCready, Slippery Rock, 47.50 (155-10); 4. Anjanae Wilson, Pittsburg St., 46.66 (153-1); 5. Leah Shireman, Pittsburg St., 45.69 (149-11); 6. Wendy Robertson, Angelo St., 44.91 (147-4); 7. Stacey Hopkins, Western Wash., 44.69 (146-7); 8. Julie Evenoski, Clarion, 44.40 (145-8).

Heptathlon: 1. Nikkisha Maynard, Lincoln (Mo.), 5,378; 2. Danielle Ayers-Stamper, Seattle Pacific, 5,120; 3. Sarah Hoffman, South Dakota, 5,073; 4. Amber Miller, Angelo St., 5,051; 5. Brianne Vette, South Dakota, 4,967; 6. Reidun Dailey, Western St., 4,932; 7. Becky Bullard, Indiana (Pa.), 4,900; 8. (tie) Jessica Reinsch, Neb.-Kearney, and Caroline Sheldon, UC Davis, 4,886.

History

Team Results

Year	Champion	Coach	Points	Runner-Up	Points	Host or Site
1982	Cal Poly	Lance Harter	259	Alabama A&M	144 1/2	Sacramento St.
1983	Cal Poly	Lance Harter	206	Morgan St.	116	Southeast Mo. St.
1984	Cal Poly	Lance Harter	169 1/2	Alabama A&M	139	Southeast Mo. St.
1985	Abilene Christian	Wes Kittley	106	Cal Poly	103	Cal St. L.A.
1986	Abilene Christian	Wes Kittley	112	Cal Poly	93 1/2	Cal St. L.A.
1987	Abilene Christian	Wes Kittley	166	Cal Poly	114	Southeast Mo. St.
1988	Abilene Christian	Wes Kittley	109 1/2	Alabama A&M	72	Angelo St.
1989	Cal Poly	Lance Harter	103	Abilene Christian	70	Hampton
1990	Cal Poly	Lance Harter	116	Norfolk St.	72	Hampton
1991	Cal Poly	Deanne Johnson	72	Alabama A&M	71	Angelo St.
1992	Alabama A&M	Joe Henderson	112	Cal St. L.A.	65	Angelo St.
1993	Alabama A&M	Joe Henderson	92	Abilene Christian	86	Abilene Christian
1994	Abilene Christian	Wes Kittley	89 1/2	*Cal St. L.A.	72	St. Augustine's
1995	Abilene Christian	Wes Kittley	106 1/2	*Cal St. L.A.	71	Emporia St.
1996	Abilene Christian	Wes Kittley	136	St. Augustine's	86	UC Riverside
1997	St. Augustine's	George Williams	81	Abilene Christian	69	SIU Edwardsville
1998	Abilene Christian	Wes Kittley	120	St. Augustine's	78	SIU Edwardsville
1999	Abilene Christian	Wes Kittley	145 1/2	St. Augustine's	98	Emporia St.
2000	St. Augustine's	George Williams	77	Abilene Christian	66	St. Augustine's
2001	St. Augustine's	George Williams	80	Western St.	59	SIU Edwardsville
2002	St. Augustine's	George Williams	54	North Dakota St.	53	Angelo St.
2003	Lincoln (Mo.)	Victor Thomas	98	St. Augustine's	67	SIU Edwardsville

**Cal St. L.os Angeles' participation in the 1993-94-95 championships vacated by the NCAA Committee on Infractions. Alabama A&M's participation in the 1994 championships vacated by the NCAA Committee on Infractions.*

TEAM CHAMPIONSHIPS

Abilene Christian 9, Cal Poly 6, St. Augustine's 4, Alabama A&M 2, Lincoln (Mo.) 1.

INDIVIDUAL CHAMPIONSHIPS

(Note: Totals include co-championships. Relay victories count one for each event.)

Abilene Christian 62, Cal Poly 35, St. Augustine's 34, Alabama A&M 33, Cal St. L.A. 17, Lewis 15, Lincoln (Mo.) 14, Western St. 14, Norfolk St. 13, Adams St. 12, Seattle Pacific 12, Cal Poly Pomona 11, Ashland 9, Cal St. Bakersfield 9, Hampton 9, Emporia St. 8, Pittsburg St. 7, Cal St. Northridge 6, Morgan St. 6, Sacramento St. 6, Air Force 5, Angelo St. 5, Cal St. Hayward 5, North Fla. 5, South Dakota 5, Army 4, UC Davis 4, Cal St. Chico 4, Cal St. Stanislaus 4, South Dakota St. 4, Southeast Mo. St. 4, Fort Hays St. 3, Gardner-Webb 3, North Dakota St. 3, Grand Valley St. 2, Indiana (Pa.) 2, Indianapolis 2, Kennesaw St. 2, Morningside 2, Northern Colo. 2, Portland St. 2, Slippery Rock 2, Southern Conn. St. 2, Truman 2, West Chester 2, Augustana (S.D.), Central Mo. St., Clark Atlanta, East Stroudsburg, Fort Valley St., George Mason, *Humboldt St., Kutztown, Mo. Southern St., Neb.-Kearney, NYIT, N.C. Central, Paine, Saginaw Valley, Springfield, Tex. A&M-Commerce, Tex. A&M-Kingsville, Texas St., Tuskegee, Wake Forest, 1 each.

**Humboldt State's championship vacated by the NCAA Committee on Infractions.*

Championships Records

(Note: Teams winning relays are credited with one individual championship; relay championships do not count as individual titles for relay-team members.)

METERS

100-METER DASH
11.20—Chandra Sturrup, Norfolk St., 5-29-93.

200-METER DASH
22.85—Chandra Sturrup, Norfolk St., 5-29-93.

400-METER DASH
51.31—Lorraine Graham, Lincoln (Pa.), 5-24-97.

800-METER RUN
2:02.48—Teena Colebrook, Cal Poly, 5-26-90.

1,500-METER RUN
4:13.00—Teena Colebrook, Cal Poly, 5-27-89.

3,000-METER RUN
9:13.39—Gitte Karlshoj, Seattle Pacific, 5-22-87.

3,000-METER STEEPLECHASE
10:22.06—Jennifer Michel, Western St., 5-24-2001.

5,000-METER RUN
15:59.34—Julie Bowers, West Chester, 5-25-85.

10,000-METER RUN
33:24.24—Robyn Root, Cal Poly, 5-22-85.

100-METER HURDLES
12.99—Delloreen Ennis-London, Abilene Christian, 5-28-99 (preliminaries).

400-METER HURDLES
57.43—Marsha Guialdo, Cal St. L.A., 5-27-93 (preliminaries); Karlene Haughton, St. Augustine's, 5-28-94.

400-METER RELAY
44.17—Abilene Christian (Hermin Joseph, Mary Tombiri-Shirey, Amara Ezem, Revoli Campbell), 5-27-95.

1,600-METER RELAY
3:33.28—Lincoln (Mo.) (Yvonne Andrews, Shelly Berth, Latonya Wheeler, Beverly Grant), 5-24-97.

FIELD EVENTS

HIGH JUMP
1.95 (6-4 3/4)—Maresa Cadienhead, Abilene Christian, 5-24-2002.

POLE VAULT
4.00 (13-1 1/2)—Meredith Garner, Abilene Christian, 5-26-2000.

LONG JUMP
6.46 (21-2 1/2)—Carla Seldon, Angelo St., 5-26-84.

TRIPLE JUMP
13.31 (43-8)—Karin Grelsson, Seattle Pacific, 5-30-92.

SHOT PUT
17.54 (57-6 1/2)—Adriane Blewitt, Ashland, 5-23-2003.

DISCUS THROW
55.20 (181-1)—Adriane Blewitt, Ashland, 5-24-2003.

HAMMER THROW
64.85 (212-9)—Jackie Jeschelnig, Ashland, 5-24-2002.

JAVELIN THROW
58.24 (191-1)—Karin Smith, Cal Poly, 5-28-82.

JAVELIN THROW (NEW JAVELIN)
50.40 (165-4)—Geraldine George, Abilene Christian, 5-27-2000.

HEPTATHLON
5,827—Debra Larsen, Cal Poly Pomona, 5-22-86.

HEPTATHLON (NEW JAVELIN)
5,670—Meredith Davis, Morningside, 5/23-24/2002.

MISCELLANEOUS

INDIVIDUAL CHAMPIONS, YEAR
8—Abilene Christian, 1987.
7—Lincoln (Mo.), 2003.
6—Abilene Christian, 1996-98.

INDIVIDUAL CHAMPIONSHIPS, YEAR
3—Chandra Sturrup, Norfolk St. (100-meter dash, 200-meter dash, long jump 1992); Nicole Duncan, Cal St. L.A. (100-meter dash, 200-meter dash, long jump 2002).

INDIVIDUAL CHAMPIONSHIPS, CAREER
7—Teena Colebrook, Cal Poly (800-meter run 1987-88-89-90, 1,500-meter run 1987-89-90); Chandra Sturrup, Norfolk St. (100-meter dash 1992-93, 200-meter dash 1992-93-95, long jump 1992-95).
6—Yolanda Henry, Abilene Christian (400-meter hurdles 1986-87, high jump 1984-85-86-87); Dannette Young, Alabama A&M (100-meter dash 1984-85-86, 200-meter dash 1984-85-86).

REPEAT CHAMPIONS
4—Ann Foster, Abilene Christian (triple jump 1984-85-86-87); Yolanda Henry, Abilene Christian (high jump 1984-85-86-87); Teena Colebrook, Cal Poly (800-meter run 1987-88-89-90); Elva Dryer, Western St. (3,000-meter run 1993-94-95-96); Delloreen Ennis-London, Abilene Christian (100-meter high hurdles 1996-97-98-99).
3—Diane Oswalt, Cal St. Hayward (discus throw 1982-84-85); CeCe Chandler, Cal Poly (100-meter hurdles 1984-85-87); Dannette Young, Alabama A&M (100-meter dash 1984-85-86, 200-meter dash 1984-85-86); Marlene Lewis, Abilene Christian (discus throw 1986-87-88); Teena Colebrook, Cal Poly (1,500-meter run 1987-89-90); Diana Wills, Army (triple jump 1988-89-90); Cynthia Badgett, St. Augustine's (long jump 1989-90-91); Marlene Lewis, Abilene Christian (discus throw 1986-87-88); Chandra Sturrup, Norfolk St. (200-meter dash 1992-93-95); Lana Jekabsone, Lewis (400-meter intermediate hurdles 2000-01-02); Jackie Jeschelnig, Ashland, (hammer throw 1999-2002-03).

Individual Champions

(Note: w denotes wind-aided time or distance.)

100-METER DASH
1982 Janet Dodson, Morgan St., 11.79
1983 Donna Carley, Sacramento St., 11.75
1984 Dannette Young, Alabama A&M, 11.77
1985 Dannette Young, Alabama A&M, 11.39w
1986 Dannette Young, Alabama A&M, 11.31
1987 Tracy Mayfield, Abilene Christian, 11.40
1988 Vivienne Spence, Hampton, 11.30w
1989 Alesia Turner, Abilene Christian, 11.99
1990 Yolande Straughn, Abilene Christian, 11.77
1991 Carlene Robb, Norfolk St., 11.89
1992 Chandra Sturrup, Norfolk St., 11.54
1993 Chandra Sturrup, Norfolk St., 11.20
1994 Hermin Joseph, Abilene Christian, 11.38
1995 Mary Tombiri-Shirey, Abilene Christian, 11.26w
1996 Mary Tombiri-Shirey, Abilene Christian, 11.56
1997 Beverly Grant, Lincoln (Mo.), 11.45
1998 Elisha Marshall, N.C. Central, 11.81
1999 Vacated
2000 Julia O'Neil, Gardner-Webb, 11.67
2001 Amber Plowden, Indiana (Pa.), 11.66w
2002 Nicole Duncan, Cal St. L.A., 11.40w
2003 Shandria Brown, Lincoln (Mo.), 11.59

200-METER DASH
1982 Grace Jackson, Alabama A&M, 24.20
1983 Donna Carley, Sacramento St., 23.75
1984 Dannette Young, Alabama A&M, 23.38
1985 Dannette Young, Alabama A&M, 22.92
1986 Dannette Young, Alabama A&M, 22.84w
1987 Kim Walker, Abilene Christian, 23.32
1988 Vivienne Spence, Hampton, 23.40
1989 Vivienne Spence, Hampton, 24.07
1990 Yolande Straughn, Abilene Christian, 23.40
1991 Patricia Rivers, Tex. A&M-Kingsville, 23.77
1992 Chandra Sturrup, Norfolk St., 23.55
1993 Chandra Sturrup, Norfolk St., 22.85
1994 Michelle Christie, South Dakota, 23.46
1995 Chandra Sturrup, Norfolk St., 23.31
1996 Lorraine Graham, Lincoln (Mo.), 23.70
1997 Beverly Grant, Lincoln (Mo.), 23.02
1998 Tracey Barnes, Abilene Christian, 23.35
1999 Tracey Barnes, Abilene Christian, 23.38
2000 Tanya Oxley, St. Augustine's, 23.31
2001 Kia Davis, St. Augustine's, 23.67w
2002 Nicole Duncan, Cal St. L.A., 23.49
2003 Shandria Brown, Lincoln (Mo.), 23.32

400-METER DASH
1982 Bobbi Gilmore, Sacramento St., 53.83
1983 Gail Conway, Air Force, 53.06
1984 Joy Hutchings, Texas St., 53.22
1985 Kehinde Vaughn, Angelo St., 53.54
1986 Patrice Carpenter, Cal Poly, 52.96
1987 Jearl Miles, Alabama A&M, 52.36
1988 Jearl Miles, Alabama A&M, 52.29
1989 Fiona Ferrier, NYIT, 53.95
1990 Judith Lawrence, Norfolk St., 54.04
1991 Jakki Henderson, Cal Poly Pomona, 52.49
1992 Omolade Akinremi, Alabama A&M, 53.58
1993 Olga Robinson, Alabama A&M, 52.54
1994 Shelly Beckford, Alabama A&M, 53.40
1995 Revoli Campbell, Abilene Christian, 53.54
1996 Tracey Barnes, Abilene Christian, 51.71
1997 Lorraine Graham, Lincoln (Mo.), 51.31
1998 Tracey Barnes, Abilene Christian, 52.55
1999 Tracey Barnes, Abilene Christian, 52.45
2000 Tanya Oxley, St. Augustine's, 52.93
2001 Georgia Mullings, St. Augustine's, 54.64
2002 Libia Rodriguez, St. Augustine's, 53.14
2003 Moya Thompson, Lincoln (Mo.), 51.80

800-METER RUN
1982 Esther Scherzinger, Cal Poly, 2:09.26
1983 Serene Mitchell, Alabama A&M, 2:09.33
1984 Gail Conway, Air Force, 2:03.92
1985 Chris Klausman, Seattle Pacific, 2:10.05
1986 Jeannette Palmer, Hampton, 2:08.24
1987 Teena Colebrook, Cal Poly, 2:03.71
1988 Teena Colebrook, Cal Poly, 2:07.85
1989 Teena Colebrook, Cal Poly, 2:05.34
1990 Teena Colebrook, Cal Poly, 2:02.48
1991 Marlene Wilcox, Cal St. L.A., 2:07.15
1992 Gloria Morgan, Alabama A&M, 2:07.19
1993 Carrie Luis, Cal St. Stanislaus, 2:07.31
1994 Carrie Luis, Cal St. Stanislaus, 2:05.92
1995 Malforzata Biela, Lewis, 2:08.78
1996 Jennifer Fisher, St. Augustine's, 2:07.81
1997 Stacey Mills, Adams St., 2:07.90
1998 Sarah Parkey, Adams St., 2:07.53
1999 Lana Jekabsone, Lewis, 2:07.30
2000 Sarah Parkey, Adams St., 2:08.13
2001 Leva Zunda, Lewis, 2:05.19

2002 Leva Zunda, Lewis, 2:08.19
2003 Steph Kuhlman, Grand Valley St., 2:05.34

1,500-METER RUN
1982 Eileen Kraemer, Cal Poly, 4:19.85
1983 Amy Harper, Cal Poly, 4:24.26
1984 Jennifer Dunn, Cal Poly, 4:25.23
1985 Gladees Prieur, Cal Poly, 4:16.78
1986 Gladees Prieur, Cal Poly, 4:18.98
1987 Teena Colebrook, Cal Poly, 4:14.77
1988 Darcy Arreola, Cal St. Northridge, 4:20.61
1989 Teena Colebrook, Cal Poly, 4:13.00
1990 Teena Colebrook, Cal Poly, 4:19.78
1991 Kristina Hand, Cal Poly, 4:24.58
1992 Kristina Hand, Cal Poly, 4:23.49
1993 Carrie Luis, Cal St. Stanislaus, 4:28.75
1994 Carrie Luis, Cal St. Stanislaus, 4:25.35
1995 Mirsada Buric-Adams, Adams St., 4:22.05
1996 Elva Dryer, Western St., 4:21.03
1997 Malgorzata Biela, Lewis, 4:22.92
1998 Malgorzata Biela, Lewis, 4:25.37
1999 Sarah Parkey, Adams St., 4:22.29
2000 Sarah Parkey, Adams St., 4:24.67
2001 Marjo Venalainen, Kennesaw St., 4:33.62
2002 Mandi Long, Grand Valley St., 4:28.53
2003 Romy Krueger, North Fla., 4:29.39

3,000-METER RUN
1982 Patty Gray, UC Davis, 9:37.09
1983 Carol Keller, Cal St. Northridge, 9:29.48
1984 Kristin Asp, South Dakota St., 9:28.41
1985 Karen Dunn, Wake Forest, 9:22.54
1986 Darla Moberly, Central Mo. St., 9:20.85
1987 Gitte Karlshoj, Seattle Pacific, 9:13.39
1988 Darcy Arreola, Cal St. Northridge, 9:42.03
1989 Darcy Arreola, Cal St. Northridge, 9:26.11
1990 Callie Calhoun, Air Force, 9:34.48
1991 Lucie Mays, Southeast Mo. St., 9:25.53
1992 Kristina Hand, Cal Poly, 9:29.06
1993 Elva Dryer, Western St., 9:42.20
1994 Elva Dryer, Western St., 9:23.39
1995 Elva Dryer, Western St., 9:22.03
1996 Elva Dryer, Western St., 9:23.14
1997 Malgorzata Biela, Lewis, 9:35.30
1998 Nicole Jefferson, Western St., 9:33.23
1999 Nicole Jefferson, Western St., 9:36.49
2000 Jennifer Michel, Western St., 9:38.87
2001 Marjo Venalainen, Kennesaw St., 9:56.71
2002 Alisha Williams, Western St., 9:56.27
2003 Yuliya Stashkiv, Abilene Christian, 9:38.94

3,000-METER STEEPLECHASE
2001 Jennifer Michel, Western St., 10:22.06
2002 Jeanette Mott, Pittsburg St., 10:40.67
2003 Kadri Kelve, Emporia St., 10:22.81

5,000-METER RUN
1982 Patty Gray, UC Davis, 16:36.20
1983 Amy Harper, Cal Poly, 16:25.00
1984 Julie Bowers, West Chester, 16:21.92
1985 Julie Bowers, West Chester, 15:59.34
1986 Bente Moe, Seattle Pacific, 16:31.49
1987 Lesley White, Cal Poly, 16:15.37
1988 Bente Moe, Seattle Pacific, 16:52.74
1989 Laura Byrne, Southeast Mo. St., 16:44.92
1990 Callie Calhoun, Air Force, 16:31.61
1991 Lucie Mays, Southeast Mo. St., 17:07.24
1992 Christie Allen, Pittsburg St., 16:42.09
1993 Christie Allen, Pittsburg St., 16:47.07
1994 Amy Giblin, Adams St., 16:42.32
1995 Mirsada Buric-Adams, Adams St., 16:58.48
1996 Kim Pawelek, North Fla., 16:44.86
1997 Kasia Arient, Lewis, 16:41.30
1998 Kasia Arient, Lewis, 16:39.50
1999 Kim Bosen, Adams St., 17:14.08
2000 Sylvia Chelimo, Gardner-Webb, 16:58.42
2001 Jennifer Ford, North Fla., 16:49.69
2002 Jennifer Ford, North Fla., 17:13.88
2003 Amber Klein, Adams St., 16:48.62

10,000-METER RUN
1982 Audrey Stavrum, South Dakota St., 35:06.38
1983 Patty Gray, UC Davis, 35:02.21
1984 Carol Gleason, Cal Poly, 34:20.47
1985 Robyn Root, Cal Poly, 33:24.24
1986 Tammy Donnelly, Indiana (Pa.), 33:44.01
1987 Bente Moe, Seattle Pacific, 34:21.86
1988 Teresa Sobiesk, Army, 34:39.68
1989 Bente Moe, Seattle Pacific, 35:33.86
1990 Jamie Park, Cal Poly, 34:43.94
1991 Callie Calhoun, Air Force, 35:55.81
1992 Christie Allen, Pittsburg St., 35:11.20
1993 Christie Allen, Pittsburg St., 35:00.01
1994 Ann Westby, South Dakota St., 35:22.34
1995 Tumaini Urio, Western St., 35:48.14
1996 Kim Pawelek, North Fla., 34:37.51
1997 Kasia Arient, Lewis, 35:22.93
1998 Kasia Arient, Lewis, 35:28.11
1999 Kim Bosen, Adams St., 35:32.67
2000 Sylvia Chelimo, Gardner-Webb, 35:35.68
2001 Zoila Gomez, Adams St., 34:58.20
2002 Rebekah Mackie, Western St., 35:55.26
2003 Molly Wedel, South Dakota, 35:22.22

100-METER HIGH HURDLES
1982 Grace Jackson, Alabama A&M, 14.50
1983 Kim Whitehead, Morgan St., 13.84
1984 CeCe Chandler, Cal Poly, 13.55
1985 CeCe Chandler, Cal Poly, 13.53
1986 Patricia Ann Davis, St. Augustine's, 13.20
1987 CeCe Chandler, Cal Poly, 13.61
1988 Maureen Wiltshire, Hampton, 13.44w
1989 Doris Williams, Cal Poly Pomona, 13.41
1990 Doris Williams, Cal Poly Pomona, 13.47
1991 Taiwo Aladefa, Alabama A&M, 13.49
1992 Rhonda Colvin, Cal St. Hayward, 13.32
1993 Marsha Guialdo, Cal St. L.A., 12.89w
1994 Sherlese Taylor, St. Augustine's, 13.37
1995 Karlene Haughton, St. Augustine's, 13.72w
1996 Delloreen Ennis, Abilene Christian, 13.69
1997 Delloreen Ennis, Abilene Christian, 13.69
1998 Delloreen Ennis, Abilene Christian, 13.27
1999 Delloreen Ennis-London, Abilene Christian, 12.85w
2000 Shawntel Newhouse, Abilene Christian, 13.66
2001 Kia Davis, St. Augustine's, 13.03w
2002 Sharlene Fuller, Fort Valley St., 13.30w
2003 Nikkisha Maynard, Lincoln (Mo.), 13.72

400-METER INTERMEDIATE HURDLES
1982 Kim Whitehead, Morgan St., 58.49
1983 Kim Whitehead, Morgan St., 58.46
1984 Justine Craig, Abilene Christian, 58.05
1985 Janet Williams, Springfield, 59.02
1986 Yolanda Henry, Abilene Christian, 58.78
1987 Yolanda Henry, Abilene Christian, 57.45
1988 Ann Hall, St. Augustine's, 58.08
1989 Gina Albanese, Cal Poly, 59.84
1990 Kassaundra Hester, Truman, 59.84
1991 Gina Albanese, Cal Poly, 58.85
1992 Omolade Akinremi, Alabama A&M, 57.84
1993 Marsha Guialdo, Cal St. L.A., 58.01
1994 Karlene Haughton, St. Augustine's, 57.43
1995 Karlene Haughton, St. Augustine's, 57.89
1996 Andrea Giscombe, St. Augustine's, 1:00.14
1997 Andrea Giscombe, St. Augustine's, 57.46
1998 Tabreshia Lawrence, Cal Poly Pomona, 58.95
1999 Deandra Doubrava, Emporia St., 1:00.11
2000 Lana Jekabsone, Lewis, 58.12
2001 Lana Jekabsone, Lewis, 57.95
2002 Lana Jekabsone, Lewis, 58.53
2003 Kinsey Coles, North Dakota St., 59.05

400-METER RELAY
1982 Cal Poly (Tamela Holland, Eloise Mallory, Janet Yarbrough, Arlene Van Warmerdam), 45.14
1983 Cal St. Bakersfield (Marcella Mariano, Faith Burleson, Gurtha Pounds, Andrallette Gill), 44.94
1984 St. Augustine's (Mary Gardin, Sherese West, Patricia Ann Davis, Cornelia Dave), 45.81
1985 Alabama A&M (Cherylann Bourne, Cefornia Polk, Fredericka Wright, Dannette Young), 44.83
1986 Alabama A&M (Dannette Young, Jearl Miles, Cefornia Polk, Jancinta Bartholomew), 44.50
1987 Hampton (Eldece Clarke, Maureen Wiltshire, Vivienne Spence, Trina Creekmore), 44.80
1988 Hampton (Kima Edwards, Maureen Wiltshire, Vivienne Spence, Trina Creekmore), 44.39
1989 Hampton (Patrice Farrington, Vivienne Spence, Mariska Stubbs, Kima Edwards), 45.84
1990 Norfolk St. (Cynthia Royster, Bertha Knox, Charlene Robb, Judith Lawrence), 45.20
1991 Alabama A&M (Kim Golden, Tameka Hutchins, Taiye Akinremi, Taiwo Aladefa), 45.29
1992 Alabama A&M (Kim Golden, Tameka Hutchins, Germaine Crocker, Taiwo Aladefa), 45.55
1993 Abilene Christian (Hermin Joseph, Mary Tombiri, LeRhonda Kendrick, Amara Ezem), 44.91
1994 Abilene Christian (Hermin Joseph, Mary Tombiri, Chelsa Istre, Revoli Campbell), 44.50
1995 Abilene Christian (Hermin Joseph, Mary Tombiri-Shirey, Amara Ezem, Revoli Campbell), 44.17
1996 Abilene Christian (Donna Hinkson, Mary Tombiri-Shirey, Amara Ezem, Tracey Barnes), 44.61
1997 Lincoln (Mo.) (Symantha Betts, Lorraine Graham, Shelly Berth, Beverly Grant), 44.71
1998 Abilene Christian (Delloreen Ennis, Zandra Borrero, Shawntel Newhouse, Tracey Barnes), 44.81
1999 Abilene Christian (Delloreen Ennis-London, Louise Ayetotche, Juanita Robertson, Tracey Barnes), 44.50
2000 St. Augustine's (Juliet Brown, Tanya Oxley, Anna Teschmaker, Wilna Nelson), 44.93
2001 St. Augustine's (Anna Teschmaker, Georgia Mullings, Kia Davis, Carlene Cummings), 45.54
2002 Lincoln (Mo.) (Erika Sharp, Sedell Roberts, Simmy George, Moya Thompson), 45.36
2003 Lincoln (Mo.) (Simmy George, Shandria Brown, Marlene Smith, Moya Thompson), 45.08

1,600-METER RELAY
1982 Morgan St. (Willetta Page, Kim Whitehead, Evalene Hatcher, Janet Dodson), 3:40.27
1983 Morgan St. (Willetta Page, Sanderland Dixon, Kim Whitehead, Gloria Jackson), 3:35.82
1984 George Mason (Sandra Williams, Derial Rhodes, Peggy McVey, Terri Dendy), 3:37.70
1985 Cal Poly (Felicia Saville, Patrice Carpenter, Loretta Jordan, Veronica Storvick), 3:36.37
1986 Hampton (Vivienne Spence, Trina Creekmore, Kristal Harris, Jeannette Palmer), 3:34.73
1987 Abilene Christian (Yolande Straughn, Kim Walker, Tracy Mayfield, Yolanda Henry), 3:36.42
1988 Alabama A&M (Millicent Rowe, Cherylann Bourne, Charmaine Welsh, Jearl Miles), 3:34.75
1989 Alabama A&M (Juanita Boatwright, Dionne Bruff, Charmaine Welsh, Gloria Morgan), 3:40.69
1990 Norfolk St. (Bertha Knox, Judith Lawrence, Cynthia Royster, Josetta Royal), 3:40.93
1991 Cal St. L.A. (Darcy Richards, Socorro Vasquez, Marlene Wilcox, Margo Grant), 3:38.52
1992 Alabama A&M (Gloria Morgan, Omotayo Akinremi, Taiye Akinremi, Omolade Akinremi), 3:35.61
1993 Alabama A&M (Jakki Henderson, Zena Jones, Olga Robinson, Shelly Beckford), 3:37.96
1994 *Norfolk St. (Robin Turner, Karen Sinclair, Rochelle Thomas, Chandra Sturrup), 3:40.98
1995 Norfolk St. (Karen Sinclair, Geraldine Morgan, Chandra Sturrup, Ruchelle Thomas), 3:41.05
1996 Abilene Christian (Katina Sommers, Donna Hinkson, Patrice Peart, Tracey Barnes), 3:40.65
1997 Lincoln (Mo.) (Yvonne Andrews, Shelly Berth, Latonya Wheeler, Beverly Grant), 3:33.28
1998 Abilene Christian (Zandra Borrero, Carlene Vassell, Juanita Robertson, Tracey Barnes), 3:42.20
1999 St. Augustine's (Juliet Brown, Libia Rodriguez, Florencia Hunt, Tanya Oxley), 3:36.03
2000 St. Augustine's (Juliet Brown, Florencia Hunt, Tynisha Teal, Tanya Oxley), 3:39.90
2001 Lewis (April Young, Leva Zunda, Nyasha Scott, Lana Jekabsone), 3:38.29
2002 St. Augustine's (Georgia Mullings, Camethia Baker, Shakirah Rutherford, Libia Rodriguez), 3:36.68
2003 Lincoln (Mo.) (Lileith Simms, Marlene Smith, Kelly Marshall, Moya Thompson), 3:40.23

**Norfolk St. declared champion after Alabama A&M's relay team declared ineligible.*

HIGH JUMP
1982 Phyllis Blunston, Cal St. Bakersfield, 1.83 (6-0)
1983 Sue McNeal, Cal Poly, 1.79 (5-10 1/2)
1984 Yolanda Henry, Abilene Christian, 5-10

1985 Yolanda Henry, Abilene Christian, 6-0
1986 Yolanda Henry, Abilene Christian, 1.89 (6-2 1/4)
1987 Yolanda Henry, Abilene Christian, 1.91 (6-3 1/4)
1988 Dionne Bruff, Alabama A&M, 1.82 (5-11 1/2)
1989 Mazel Thomas, Abilene Christian, 1.89 (6-2 1/4)
1990 Wendy Ator, Abilene Christian, 1.78 (5-10)
1991 Karen Way, East Stroudsburg, 5-9
1992 Clarissa Moulton, Cal St. Bakersfield, 1.75 (5-8 3/4)
1993 Clarissa Moulton, Cal St. Bakersfield, 1.78 (5-10)
1994 *Bettina Flakes, Paine, 1.80 (5-10 3/4)
1995 Christy Boles, Abilene Christian, 1.77 (5-9 3/4)
1996 Jaime Hallmark, Abilene Christian 1.78 (5-10)
1997 Debby Volkers, Augustana (S.D.), 1.83 (6-0)
1998 Janet Eck, Fort Hays St., 1.75 (5-8 3/4)
1999 Janet Eck, Fort Hays St., 1.72 (5-7 3/4)
2000 Adriane Sims, St. Augustine's, 1.78 (5-10)
2001 Maresa Cadienhead, Abilene Christian, 1.79 (5-10 1/2)
2002 Maresa Cadienhead, Abilene Christian, 1.95 (6-4 3/4)
2003 Nikki Hill, Clark Atlanta, 1.76 (5-9 1/4)

**Flakes declared champion after a student-athlete from Alabama A&M declared ineligible.*

POLE VAULT
1999 Jennifer Bass, South Dakota St., 3.85 (12-7 1/2)
2000 Meredith Garner, Abilene Christian, 4.00 (13-1 1/2)
2001 Jane McNeil, Abilene Christian, 3.80 (12-5 1/2)
2002 Christa Tebbs, Cal St. Chico, 3.91 (12-10)
2003 Katie Eckley, Abilene Christian, 3.95 (12-11 1/2)

LONG JUMP
1982 Teri Serrano, UC Davis, 6.35 (20-10)
1983 Sabrina Douglas, St. Augustine's, 6.32 (20-9)
1984 Carla Seldon, Angelo St., 6.46 (21-2 1/2)
1985 Jearl Miles, Alabama A&M, 20-0 1/2
1986 Jancinta Bartholomew, Alabama A&M, 6.27 (20-7)
1987 Jearl Miles, Alabama A&M, 6.13 (20-1 1/2)
1988 Mazel Thomas, Abilene Christian, 6.46w (21-2 1/2)
1989 Cynthia Badgett, St. Augustine's, 6.29 (20-7 3/4)
1990 Cynthia Badgett, St. Augustine's, 6.25 (20-6 1/4)
1991 Cynthia Badgett, St. Augustine's, 21-4 3/4w
1992 Chandra Sturrup, Norfolk St., 6.32w (20-9)
1993 Felicia Harris, Cal St. Chico, 6.32 (20-9)
1994 *Marie Brown, South Dakota, 6.28 (20-7 1/4)
1995 Chandra Sturrup, Norfolk St., 6.30 (20-8)
1996 Andrea Giscombe, St. Augustine's, 6.21w (20-4 1/2)
1997 Andrea Giscombe, St. Augustine's, 6.19 (20-3 3/4)
1998 Shanaka Walker, St. Augustine's, 6.17 (20-3)
1999 Shanaka Walker, St. Augustine's, 6.08 (19-11 1/2)
2000 Nikita Lewis, Slippery Rock, 6.12 (20-1)
2001 Nicole Duncan, Cal St. L.A., 6.13 (20-1 1/2)
2002 Nicole Duncan, Cal St. L.A., 6.37w (20-10 3/4)
2003 Carlene Cummings, St. Augustine's, 6.03 (19-9 1/2)

**Brown declared champion after student-athlete from Alabama A&M declared ineligible.*

TRIPLE JUMP
1984 Ann Foster, Abilene Christian, 12.46 (40-10 1/2)
1985 Ann Foster, Abilene Christian, 41-9 1/2
1986 Ann Foster, Abilene Christian, 12.80 (42-0)
1987 Ann Foster, Abilene Christian, 12.77 (41-10 3/4)
1988 Diana Wills, Army, 13.25 (43-5 3/4)
1989 Diana Wills, Army, 13.23 (43-5)
1990 Diana Wills, Army, 13.71 (44-11 3/4)
1991 Irish Holmes, St. Augustine's, 42-0 1/4
1992 Karin Grelsson, Seattle Pacific, 13.31 (43-8)
1993 Felicia Harris, Cal St. Chico, 13.01 (42-8 1/4)
1994 Tongula Walker, Mo. Southern St., 12.49 (40-11 3/4)
1995 Francesca Carver, Cal St. L.A., 13.00w (42-8)
1996 Ermelinda Shehu, Western St., 12.68 (41-7 1/4)
1997 Ermelinda Shehu, Western St., 12.88w (42-3 1/4)
1998 Ruth Moecks, Cal Poly Pomona, 12.31 (40-4 3/4)
1999 Hillerie Shelton, Abilene Christian, 12.68 (41-7 1/4)
2000 Nikita Lewis, Slippery Rock, 12.77 (41-10 3/4)
2001 Hillerie Shelton, Abilene Christian, 12.75w (41-10)
2002 LaTasha Mosley, Angelo St., 12.89 (42-3 1/2)
2003 Amanda Thieschafer, North Dakota St., 12.93 (42-5 1/4)

SHOT PUT
1982 Sharon Hamilton, Cal St. Bakersfield, 15.09 (49-6 1/4)
1983 Sharon Hamilton, Cal St. Bakersfield, 15.10 (49-6 1/2)
1984 Carolyn Brown, Alabama A&M, 48-7 3/4
1985 Marlene Frahm, Truman St., 48-2
1986 Janet Fitts, Tuskegee, 15.02 (49-3 1/2)
1987 Marlene Lewis, Abilene Christian, 14.91 (48-11)
1988 Brandi Gail, Cal Poly Pomona, 15.11 (49-7)
1989 Deborah Corley, Cal St. Bakersfield, 15.21 (49-11)
1990 Leether Greene, Ashland, 14.99 (49-2 1/4)
1991 Esther Ikomi, Alabama A&M, 47-11 1/2
1992 Rica Brown, Southern Conn. St., 16.23 (53-3)
1993 Janet Hill, Cal St. L.A., 16.10 (52-10)
1994 Janet Hill, Cal St. L.A., 15.64 (51-3 3/4)
1995 Laura Rand, Emporia St., 14.57 (47-9 3/4)
1996 Petra Juraskova, Cal St. L.A., 15.56 (51-0 3/4)
1997 Petra Juraskova, Cal St. L.A., 15.57 (51-1)
1998 Becky Ball, Ashland, 14.66 (48-1 1/4)
1999 Heather Leverington, Emporia St., 16.01 (52-6 1/2)
2000 Mindy Ramsey, Saginaw Valley, 15.18 (49-9 3/4)
2001 Heather Leverington, Emporia St., 16.28 (53-5)
2002 Adriane Blewitt, Ashland, 17.03 (55-10 1/2)
2003 Adriane Blewitt, Ashland, 17.54 (57-6 1/2)

DISCUS THROW
1982 Diane Oswalt, Cal St. Hayward, 48.40 (158-9)
1983 Glenda Ford, Cal St. Hayward, 49.40 (162-1)
1984 Diane Oswalt, Cal St. Hayward, 52.90 (173-7)
1985 Diane Oswalt, Cal St. Hayward, 174-11
1986 Marlene Lewis, Abilene Christian, 53.10 (174-2)
1987 Marlene Lewis, Abilene Christian, 52.54 (172-4)
1988 Marlene Lewis, Abilene Christian, 51.38 (168-7)
1989 Stacey Hom, Sacramento St., 50.28 (164-11)
1990 Stacey Hom, Sacramento St., 50.14 (164-6)
1991 Kelly Dixson, Abilene Christian, 161-3
1992 Heather Andrews, South Dakota, 49.88 (163-8)
1993 Janet Hill, Cal St. L.A., 54.36 (178-4)
1994 Janet Hill, Cal St. L.A., 53.86 (176-8)
1995 Nancy Overman, South Dakota, 46.86 (153-9)
1996 Petra Juraskova, Cal St. L.A., 51.90 (170-3)
1997 Monique Kuenen, Abilene Christian, 51.88 (170-2)
1998 Monique Kuenen, Abilene Christian, 47.98 (157-5)
1999 Julie Smith, Pittsburg St., 50.54 (165-10)
2000 Chandra Flinn, Cal St. Chico, 50.32 (165-1)
2001 Adriane Blewitt, Ashland, 51.04 (167-5)
2002 April Burton, Cal St. Bakersfield, 54.17 (177-9)
2003 Adriane Blewitt, Ashland, 55.20 (181-1)

HAMMER THROW
1996 LaVera Clark, Cal St. L.A., 54.00 (177-2)
1997 Tara Crozier, Kutztown, 58.02 (190-4)
1998 Laura Mayo, Emporia St., 57.54 (188-9)
1999 Jackie Jeschelnig, Ashland, 56.98 (186-11)
2000 Janet Boettcher, Neb.-Kearney, 57.64 (189-1)
2001 Diandra Bauer, North Dakota St., 55.52 (182-2)
2002 Jackie Jeschelnig, Ashland, 64.85 (212-9)
2003 Jackie Jeschelnig, Ashland, 63.23 (207-5)

JAVELIN THROW
1982 Karin Smith, Cal Poly, 58.24 (191-1)
1983 Danella Barnes, Cal Poly, 46.50 (152-7)
1984 Sonya Smith, Abilene Christian, 183-8
1985 Sonya Smith, Abilene Christian, 180-10
1986 Deena Bernstein, Cal Poly, 48.24 (158-3)
1987 Coleen Gainey, Cal St. Northridge, 48.66 (159-8)
1988 Durelle Schimek, Cal Poly Pomona, 56.94 (186-10)
1989 Durelle Schimek, Cal Poly Pomona, 50.84 (166-9)
1990 Michelle Devries, Seattle Pacific, 49.74 (163-2)
1991 Melissa White, Cal Poly,157-1
1992 Tiffany Colman, Seattle Pacific, 50.48 (165-7)
1993 Chinweoke Chikwelu, Alabama A&M, 47.00 (154-2)
1994 Vijitha Amaresakara, Indianapolis, 56.84 (186-6)
1995 Vijitha Amaresakara, Indianapolis, 55.28 (181-4)
1996 Mindy Lyne, Fort Hays St., 50.46 (165-7)
1997 Joyce Burnett, Emporia St., 48.06 (157-8)
1998 Shenique Musgrove, St. Augustine's, 46.46 (152-5)
1999 Shenique Musgrove, St. Augustine's, 49.12 (161-2)
2000 Geraldine George, Abilene Christian, 50.40 (165-4)
2001 Kateema Riettie, Southern Conn. St., 46.24 (151-8)
2002 Kateema Riettie, Southern Conn. St., 47.07 (154-5)
2003 Amber Miller, Angelo St., 51.52 (169-0)

HEPTATHLON
1982 Liz Carroll, Cal Poly, 5,101
1983 Marlene Harmon, Cal St. Northridge, 5,739
1984 Janet Nicholls, Cal Poly Pomona, 5,583
1985 Natalie Day, Sacramento St., 5,422
1986 Debra Larsen, Cal Poly Pomona, 5,827
1987 Anita Sartin, Seattle Pacific, 5,696
1988 Durelle Schimek, Cal Poly Pomona, 5,479
1989 Lizz Barringer, Southeast Mo. St., 5,458
1990 Jackie Alford, East Tex. St., 5,266
1991 Busarind Rogers, Pittsburg St., 5,258
1992 Karin Grelsson, Seattle Pacific, 5,604
1993 Karin Grelsson, Seattle Pacific, 5,408
1994 *Chinweoke Chikwelu, Alabama A&M, 5,403
1995 Robin Unger, Portland St., 5,162
1996 Robin Unger, Portland St., 5,216
1997 Amy Bippert, Angelo St., 5,268
1998 Kim Schiemenz, Northern Colo., 5,127
1999 Deandra Doubrava, Emporia St., 5,394
2000 Kim Schiemenz, Northern Colo., 5,602
2001 Meredith Davis, Morningside, 5,324
2002 Meredith Davis, Morningside, 5,670
2003 Nikkisha Maynard, Lincoln (Mo.), 5,378

**Chikwelu declared champion after student-athlete from Alabama A&M declared ineligible.*

Top Five Team Finishes

Team	1st	2nd	3rd	4th	5th	Best Finish (Year[s])
Abilene Christian	9	4	3	3	0	1st (1985-86-87-88-94-95-96-98-99)
Adams St.	0	0	4	0	2	3rd (1994-98-99-2000)
Alabama A&M	2	4	3	2	0	1st (1992-93)
Ashland	0	0	0	0	1	5th (2003)
UC Davis	0	0	0	0	1	5th (2001)
Cal Poly	6	3	1	0	2	1st (1982-83-84-89-90-91)
Cal Poly Pomona	0	0	0	1	0	4th (1988)
Cal St. Bakersfield	0	0	0	2	1	4th (1982-95)
Cal St. Hayward	0	0	1	1	1	3rd (1983)
Cal St. L.A.	0	3	2	1	0	2nd (1992-94-95)

Team	1st	2nd	3rd	4th	5th	Best Finish (Year[s])
Cal St. Northridge	0	0	0	0	2	5th (1989-90)
Emporia St.	0	0	0	1	1	4th (1999)
Gardner-Webb	0	0	0	0	1	5th (2000)
Hampton	0	0	1	3	0	3rd (1988)
Lewis	0	0	2	1	0	3rd (1997-2001)
Lincoln (Mo.)	1	0	0	1	1	1st (2003)
Morgan St.	0	1	0	1	0	2nd (1983)
Norfolk St.	0	1	2	1	1	2nd (1990)
North Dakota St.	0	1	1	1	1	2nd (2002)
St. Augustine's	4	4	0	2	1	1st (1997-2000-01-02)
Seattle Pacific	0	0	1	2	1	3rd (1989)
South Dakota	0	0	0	0	1	5th (1998)
South Dakota St.	0	0	1	0	0	3rd (1982)
Southeast Mo. St.	0	0	0	1	0	4th (1991)
Western St.	0	1	1	1	0	2nd (2001)

All-Time Team Results

1982: 1. Cal Poly, 259; 2. Alabama A&M, 144½; 3. South Dakota St., 114; 4. (tie) Cal St. Bakersfield and Morgan St., 105; 6. (tie) Cal St. Hayward and Sacramento St., 98; 8. St. Augustine's, 60½; 9. UC Davis, 54; 10. Lincoln (Mo.), 48; 11. Seattle Pacific, 47; 12. Southeast Mo. St., 36; 13. Cal St. Northridge, 34; 14. Neb.-Omaha, 29½; 15. Springfield, 23; 16. Alabama St., 16; 17. Cal Poly Pomona, 15½; 18. Mt. St. Mary's, 15; 19. Cal St. Chico, 13; 20. Central Mo. St., 12; 21. (tie) NYIT and Wis.-Parkside, 10; 23. (tie) Central Conn. St., San Fran. St., South Dakota and Truman, 9; 27. Virginia St., 6; 28. Pratt, 4; 29. (tie) Adelphi, UC Riverside and Ferris St., 3.

1983: 1. Cal Poly, 206; 2. Morgan St., 116; 3. Cal St. Hayward, 105; 4. Alabama A&M, 102½; 5. Cal St. Bakersfield, 76; 6. Cal St. Northridge, 71; 7. St. Augustine's, 68½; 8. UC Davis, 54; 9. Air Force, 46; 10. Lincoln (Mo.), 44; 11. Minn. St. Mankato, 42; 12. Sacramento St., 41; 13. (tie) Seattle Pacific and South Dakota St., 38; 15. Abilene Christian, 35; 16. Southeast Mo. St., 28; 17. (tie) Angelo St. and Slippery Rock, 25; 19. Army, 21; 20. (tie) Austin Peay and Cal Poly Pomona, 20; 22. Central Mo. St., 16; 23. (tie) Calif. (Pa.) and Navy, 15; 25. (tie) Ashland and North Dakota St., 13; 27. (tie) George Mason and Mt. St. Mary's, 12; 29. Kutztown, 11; 30. (tie) Central Conn. St., St. Cloud St. and SIU Edwardsville, 10; 33. (tie) Bloomsburg, Eastern Wash., Liberty and West Chester, 9; 37. (tie) Ferris St. and Minn. Duluth, 8; 39. (tie) UC Riverside, Millersville and Tuskegee, 7; 42. (tie) Portland St., Stephen F. Austin and Virginia St., 6; 45. (tie) Neb.-Omaha and Truman, 5; 47. Northwest Mo. St., 4; 48. (tie) NYIT and Tex. A&M-Kingsville, 3; 50. (tie) Adelphi and Florida Int'l, 2.

1984: 1. Cal Poly, 169½; 2. Alabama A&M, 139; 3. Abilene Christian, 135; 4. Cal St. Hayward, 132; 5. St. Augustine's, 100; 6. George Mason, 79; 7. Angelo St., 63; 8. Cal Poly Pomona, 56; 9. Texas St., 47; 10. (tie) South Dakota St. and West Chester, 40; 12. Air Force, 37; 13. Cal St. Bakersfield, 35; 14. Tex. A&M-Kingsville, 28; 15. North Dakota St., 27; 16. Minn. St. Mankato, 26; 17. Florida Int'l, 24; 18. NYIT, 23; 19. Neb.-Omaha, 21½; 20. (tie) Army and Cal St. Northridge, 20; 22. (tie) Indiana (Pa.) and Tuskegee, 18; 24. Navy, 17; 25. Lincoln (Mo.), 16; 26. Calif. (Pa.), 14½; 27. UC Davis, 13; 28. Sonoma St., 12½; 29. (tie) Liberty, Springfield, Stephen F. Austin and Truman, 12; 33. (tie) UC Riverside, Indianapolis, Kutztown and Southeast Mo. St., 10; 37. (tie) Edinboro, San Fran. St. and Troy St., 9; 40. (tie) Mass.-Lowell and Shippensburg, 8; 42. (tie) Sacramento St. and Slippery Rock, 7; 44. (tie) Fort Valley St. and Minn. Duluth, 5; 46. (tie) Cal St. Chico and Mt. St. Mary's, 4; 48. Seattle Pacific, 3; 49. (tie) Central Mo. St. and Portland St., 2.

1985: 1. Abilene Christian, 106; 2. Cal Poly, 103; 3. Alabama A&M, 83; 4. St. Augustine's, 41; 5. Cal St. Hayward, 40; 6. George Mason, 28; 7. (tie) Angelo St. and Sacramento St., 25; 9. Cal St. Northridge, 24; 10. (tie) Springfield and West Chester, 21; 12. North Dakota St., 17; 13. (tie) Cal Poly Pomona, Slippery Rock and Southeast Mo. St., 14; 16. UC Davis, 13; 17. Navy, 11; 18. (tie) Seattle Pacific, Truman and Wake Forest, 10; 21. (tie) Central Mo. St. and Stephen F. Austin, 9; 23. (tie) Cal St. Bakersfield, Liberty and Tuskegee, 8; 26. (tie) Air Force, Cal St. Dom. Hills and NYIT, 7; 29. Hampton, 6; 30. (tie) Calif. (Pa.), Dist. Columbia, Indiana (Pa.) and Indianapolis, 5; 34. (tie) Lincoln (Mo.) and Tex. A&M-Kingsville, 4; 36. (tie) Edinboro, Portland St. and Shippensburg, 3; 39. Ashland, 2; 40. (tie) UMBC, Mass.-Lowell and Northern Colo., 1.

1986: 1. Abilene Christian, 112; 2. Cal Poly, 93½; 3. Alabama A&M, 65; 4. Hampton, 63; 5. Cal Poly Pomona, 51½; 6. (tie) Cal St. Northridge and St. Augustine's, 35; 8. Cal St. Hayward, 27; 9. Sacramento St., 25; 10. Seattle Pacific, 22; 11. Central Mo. St., 18; 12. (tie) NYIT and Southeast Mo. St., 14; 14. (tie) Army and Stephen F. Austin, 13; 16. Indiana (Pa.), 12; 17. Tuskegee, 10; 18. Slippery Rock, 9; 19. (tie) Angelo St. and Portland St., 8; 21. (tie) Ashland, UC Davis, Edinboro and Indianapolis, 7; 25. (tie) Navy, North Dakota St. and San Fran. St., 6; 28. (tie) Springfield and Troy St., 5; 30. (tie) Air Force, Liberty, Minn. Duluth, Neb.-Omaha and West Chester, 4; 35. (tie) St. Cloud St. and Southern Conn. St., 3; 37. (tie) C.W. Post, Cal St. Chico and East Stroudsburg, 2; 40. (tie) Kutztown, Mt. St. Mary's, and Shippensburg, 1.

1987: 1. Abilene Christian, 166; 2. Cal Poly, 114; 3. Alabama A&M, 60¼; 4. (tie) Hampton and Seattle Pacific, 52; 6. Cal St. Northridge, 47; 7. Southeast Mo. St., 32; 8. Cal Poly Pomona, 23; 9. St. Augustine's, 22; 10. NYIT, 21¼; 11. Portland St., 14; 12. UC Davis, 12; 13. (tie) Colorado Mines and Indianapolis, 8; 15. Cal St. Hayward, 7¼; 16. (tie) Army and Shippensburg, 7; 18. (tie) C.W. Post, Cal St. Bakersfield, Kutztown, Liberty, Slippery Rock and South Dakota St., 6; 24. (tie) Indiana (Pa.) and Navy, 5; 26. (tie) Angelo St., Kentucky St. and Mt. St. Mary's, 4; 29. (tie) Edinboro, Norfolk St. and Northwest Mo. St., 3; 32. (tie) Ferris St., Southern Conn. St. and Tex. A&M-Kingsville, 2; 35. Truman, 1; 36. North Dakota St., ¼.

1988: 1. Abilene Christian, 109½; 2. Alabama A&M, 72; 3. Hampton, 65; 4. Cal Poly Pomona, 59½; 5. Cal Poly, 58; 6. Seattle Pacific, 55½; 7. St. Augustine's, 47; 8. Army, 39; 9. Cal St. Northridge, 38; 10. Southeast Mo. St., 32; 11. UC Davis, 17; 12. Shippensburg, 14; 13. Cal St. Hayward, 12; 14. Indiana (Pa.), 11; 15. (tie) NYIT and Northwest Mo. St., 10; 17. (tie) Cal St. Bakersfield, Liberty and Troy St., 8; 20. (tie) Central Mo. St. and Virginia St., 7; 22. (tie) Minn. St. Mankato, San Fran. St. and West Chester, 5; 25. (tie) Lewis and Mass.-Lowell, 4; 27. Ferris St., 3; 28. (tie) Angelo St., Edinboro and Springfield, 2; 31. Southwest Baptist, 1½; 32. Humboldt St., 1.

1989: 1. Cal Poly, 103; 2. Abilene Christian, 70; 3. Seattle Pacific, 62; 4. Hampton, 48; 5. Cal St. Northridge, 44; 6. Alabama A&M, 38; 7. Norfolk St., 36; 8. Southeast Mo. St., 30; 9. Cal Poly Pomona, 29; 10. St. Augustine's, 27; 11. (tie) Cal St. Hayward and NYIT, 25; 13. Army, 23; 14. Slippery Rock, 16; 15. (tie) Sonoma St. and Truman, 13; 17. South Dakota St., 11; 18. (tie) Cal St. Bakersfield, North Dakota St. and Sacramento St., 10; 21. Northwest Mo. St., 8; 22. (tie) Angelo St. and Lewis, 7; 24. Southwest Baptist, 6; 25. (tie) Air Force and Ashland, 5; 27. (tie) Minn. St. Mankato, South Dakota and Tex. A&M-Commerce, 4; 30. (tie) Ferris St. and Southern Conn. St., 3; 32. (tie) UC Davis, Cal St. Chico and Central Mo. St., 2; 35. (tie) Navy and Northern Colo., 1.

1990: 1. Cal Poly, 116; 2. Norfolk St., 72; 3. Abilene Christian, 62; 4. Alabama A&M, 56; 5. Cal St. Northridge, 44½; 6. St. Augustine's, 44; 7. Seattle Pacific, 33; 8. South Dakota, 26; 9. Air Force, 20; 10. Truman, 19½; 11. Cal St. Hayward, 17; 12. (tie) Edinboro, Hampton and South Dakota St., 16; 15. Army, 14; 16. (tie) Cal Poly Pomona and San Fran. St., 13; 18. Tex. A&M-Commerce, 11; 19. (tie) Ashland, Sacramento St. and Southeast Mo. St., 10; 22. North Dakota St., 8½; 23. (tie) East Stroudsburg and St. Cloud St., 8; 25. (tie) NYIT and Shippensburg, 7; 27. Saginaw Valley, 6½; 28. (tie) Angelo St. and North Dakota, 6; 30. (tie) Cal St. Bakersfield, Pittsburg St. and Southern Conn. St., 5; 33. (tie) Cal St. Stanislaus, Humboldt St. and Virginia St., 4; 36. (tie) UC Davis, Cal St. L.A., Central Mo. St. and Sonoma St., 2.

1991: 1. Cal Poly, 72; 2. Alabama A&M, 71; 3. Norfolk St., 62; 4. (tie) Cal St. L.A. and Southeast Mo. St., 47; 6. Abilene Christian, 37; 7. North Dakota St., 34; 8. Hampton, 30; 9. St. Augustine's, 26; 10. Seattle Pacific, 25; 11. (tie) Saginaw Valley and St. Cloud St., 19; 13. Cal Poly Pomona, 18; 14. San Fran. St., 17; 15. Pittsburg St., 16; 16. (tie) Air Force and South Dakota, 15; 18. South Dakota St., 14; 19. (tie) Cal St. Chico and Cal St. Hayward, 13; 21. Angelo St., 12; 22. (tie) Cal St. Bakersfield, East Stroudsburg, Edinboro, N.C. Central and Tex. A&M-Kingsville, 10; 27. Minn. Duluth, 8; 28. UC Davis, 7; 29. (tie) North Dakota and Sacramento St., 6; 31. (tie) Ashland, Southern Conn. St. and Virginia St., 5; 34. (tie) UC Riverside, Humboldt St. and Tex. A&M-Commerce, 4; 37. (tie) Cal St. Stanislaus, Northern Colo. and West Chester, 3; 40. (tie) Lewis, Millersville, Minn. St. Mankato, Navy and Slippery Rock, 1.

1992: 1. Alabama A&M, 112; 2. Cal St. L.A., 65; 3. Cal Poly, 63; 4. (tie) Abilene Christian and Seattle Pacific, 58; 6. Norfolk St., 55; 7. Cal St. Hayward, 41; 8. (tie) Cal St. Bakersfield and North Dakota St., 24; 10. (tie) Pittsburg St. and South Dakota, 20; 12. (tie) N.C. Central and St. Cloud St., 15; 14. Tex. A&M-Kingsville, 14; 15. Humboldt St., 12; 16. Cal St. Stanislaus, 11; 17. Hampton, 10½; 18. (tie) Angelo St. and Northern Colo., 9; 20. Minn. Duluth, 8; 21. (tie) UC Riverside, Ferris St. and Tex. A&M-Commerce, 7; 24. (tie) Ashland, UC Davis, Lewis, Saginaw Valley, St. Augustine's, Springfield and Wis.-Parkside, 6; 31. South Dakota St., 5½; 32. (tie) North Dakota and Truman, 5; 34. (tie) Cal Poly Pomona, Edinboro, Lock Haven and Millersville, 4; 38. Portland St., 2; 39. Southern Conn. St., 1.

1993: 1. Alabama A&M, 92; 2. Abilene Christian, 86; 3. *Cal St. L.A., 56; 4. Norfolk St., 55; 5. Seattle Pacific, 47; 6. Western St., 36; 7. (tie) Cal Poly and Pittsburg St., 34; 9. Cal St. Chico, 27; 10. Adams St., 26; 11. North Dakota, 22; 12. (tie) Humboldt St. and St. Augustine's, 21; 14. Cal St. Stanislaus, 20; 15. (tie) Cal St. Bakersfield and North Dakota St., 17; 17. Ashland, 16; 18. South Dakota St., 13; 19. Chadron St., 11; 20. Angelo St., 10; 21. (tie) Mo. Southern St., Morningside, N.C. Central and Truman, 8; 25. Neb.-Kearney, 6; 26. (tie) Portland St., Saginaw Valley and South Dakota, 5; 29. (tie) Cal Poly Pomona and Paine, 4; 31. (tie) Lewis, St. Cloud St. and Tex. A&M-Kingsville, 3; 34. (tie) East Stroudsburg, Grand Valley St., Morris Brown and Slippery Rock, 2; 38. (tie) Air Force and Indianapolis, 1.

**Cal St. Los Angeles' participation vacated by the NCAA Committee on Infractions.*

1994: 1. Abilene Christian, 89½; 2. *Cal St. L.A., 72; 3. Adams St., 60; 4. St. Augustine's, 42; 5. Norfolk St., 38; 6. South Dakota, 33; 7. North Dakota St., 28½; 8. South Dakota St., 27; 9. Cal Poly, 24; 10. Cal St. Stanislaus, 20; 11. N.C. Central, 19; 12. Angelo St., 18; 13. Cal St. Bakersfield, 14½; 14. (tie) Hampton and Pittsburg St., 14; 16. Ashland, 13; 17. (tie) Tex. A&M-Kingsville and Western St., 12; 19. Paine, 11; 20. (tie) Indianapolis and Mo. Southern St., 10; 22. (tie) Cal Poly Pomona, Humboldt St., Neb.-Omaha and North Dakota, 8; 26. (tie) Minn. St. Mankato, Portland St. and Saginaw Valley, 6; 29. (tie) Bemidji St., St. Cloud St. and Seattle Pacific, 5; 32. (tie) Cal St. Chico, Central Mo. St. and Morris Brown, 4; 35. (tie) UC Riverside, NYIT and St. Joseph's (Ind.), 3; 38. Tex. A&M-Commerce, 2½; 39. (tie) UC Davis and Clark Atlanta, 2; 41. (tie) Emporia St., Ferris St., Millersville and Southern Conn. St., 1.

**Cal St. L.A.' and Alabama A&M's participation vacated by the NCAA Committee on Infractions.*

1995: 1. Abilene Christian, 106½; 2. *Cal St. L.A., 71; 3. Norfolk St., 46; 4. Cal St. Bakersfield, 45; 5. Adams St., 42½; 6. Western St., 36; 7. St. Augustine's, 35; 8. North Dakota St., 26; 9. Humboldt St., 21; 10. UC Davis, 20½; 11. Lewis, 20; 12. Neb.-Omaha, 19; 13. (tie) Angelo St. and Emporia St., 18; 15. (tie) Mo. Southern St. and Seattle Pacific, 16; 17. (tie) Ashland, Cal Poly Pomona and Pittsburg St., 15; 20. Minn. St. Mankato, 14; 21. (tie) Indianapolis, Portland St. and South Dakota, 10; 24. Saginaw Valley, 9; 25. Northwest Mo. St., 8½; 26. (tie) Northern Colo. and St. Cloud St., 8; 28. (tie) Kutztown and N.C. Central, 7; 30. Fort Hays St., 6; 31. San Fran. St., 5; 32. (tie) Augustana (S.D.), East Stroudsburg, Indiana (Pa.), Mass.-Lowell, St. Rose and Southern Ind., 3; 38. (tie) Ferris St., Neb.-Kearney, NYIT, South Dakota St. and Virginia St., 2; 43. (tie) Air Force, Central Mo. St., Millersville, Morris Brown, North Dakota, Slippery Rock and Southern Conn. St., 1.

**Cal St. L.A.' participation vacated by the NCAA Committee on Infractions.*

1996: 1. Abilene Christian, 136; 2. St. Augustine's, 86; 3. Cal St. L.A., 54; 4. Western St., 42; 5. Emporia St., 40; 6. North Dakota St., 29; 7. Lewis, 26; 8. Ashland, 24; 9. (tie) UC Davis and North Fla., 20; 11. Angelo St., 19½; 12. (tie) Lincoln (Mo.) and Seattle Pacific, 18; 14. (tie) Adams St., Fort Hays St. and Neb.-Omaha, 16; 17. Cal St. Bakersfield, 15; 18. Pittsburg St., 14; 19. Minn. St. Mankato, 13; 20. Saginaw Valley, 11; 21. (tie) Humboldt St., N.C. Central and Portland St., 10; 24. Tex. A&M-Kingsville, 9½; 25. (tie) Albany (N.Y.) and Augustana (S.D.), 9; 27. (tie) Kutztown, St. Cloud St. and St. Joseph's (Ind.), 8; 30. Northwest Mo. St., 6; 31. (tie) Cal Poly Pomona, Northern Colo., South Dakota, Southern Conn. St. and Wis.-Parkside, 5; 36. (tie) Lock Haven, Millersville, North Dakota, Sonoma St. and Virginia St., 4; 41. (tie) East Stroudsburg, Indianapolis and South Dakota St., 3; 44. (tie) Calif. (Pa.) and Mo. Southern St., 2; 46. Francis Marion, 1.

1997: 1. St. Augustine's, 81; 2. Abilene Christian, 69; 3. Lewis, 68; 4. Lincoln (Mo.), 60; 5. Adams St., 44; 6. (tie) Angelo St. and UC Davis, 37; 8. Emporia St., 34; 9. Western St., 32; 10. Augustana (S.D.), 31; 11. South Dakota, 30; 12. Albany (N.Y.), 26; 13. Northwest Mo. St., 24; 14. Cal St. L.A., 22; 15. North Dakota St., 18½; 16. Cal Poly Pomona, 18; 17. (tie) Ashland and Northern Colo., 17; 19. Neb.-Omaha, 16; 20. Fort Hays St., 11; 21. (tie) Kutztown and Minn. St. Mankato, 10; 23. (tie) St. Cloud St. and Shippensburg, 7; 25. (tie) Cal St. Bakersfield, Indianapolis and South Dakota St., 6; 28. (tie) Bloomsburg and Francis Marion, 5; 30. N.C. Central, 3½; 31. (tie) NYIT, Tex. A&M-Commerce and Tex. A&M-Kingsville, 3; 34. (tie) Clark Atlanta, Livingstone, Lock Haven, Mo. Southern St. and Saginaw Valley, 2; 39. (tie) Pittsburg St. and Seattle Pacific, 1.

1998: 1. Abilene Christian, 120; 2. St. Augustine's, 78; 3. Adams St., 74; 4. Lewis, 68; 5. South Dakota, 35; 6. Western St., 32; 7. Cal Poly Pomona, 31; 8. North Dakota St., 28; 9. Neb.-Omaha, 22; 10. (tie) Emporia St. and Fort Hays St., 21; 12. Northern Colo., 19; 13. (tie) Angelo St., UC Davis and South Dakota St., 17; 16. (tie) Ashland and Mo. Southern St., 16; 18. N.C. Central, 15; 19. Edinboro, 13; 20. (tie) Harding and Northwest Mo. St., 12; 22. Seattle Pacific, 10; 23. (tie) Kutztown and Sonoma St., 8; 25. Slippery Rock, 7½; 26. (tie) Cal St. L.A. and Shippensburg, 6; 28. (tie) Augustana (S.D.) and Pittsburg St., 5; 30. (tie) Cal St. Bakersfield, Lincoln (Mo.), Livingston, Minn. Duluth and Minn. St. Mankato, 4; 35. (tie) North Dakota and Truman, 3; 37. Tarleton St., 2½; 38. (tie) Clark Atlanta, Neb.-Kearney and Tex. A&M-Kingsville, 2; 41. (tie) Central Mo. St., Central Okla., Humboldt St. and Saginaw Valley, 1.

1999: 1. Abilene Christian, 145½; 2. St. Augustine's, 98; 3. Adams St., 53; 4. Emporia St., 47; 5. North Dakota St., 36; 6. UC Davis, 32½; 7. South Dakota, 29; 8. (tie) Lewis and Western St., 28; 10. Angelo St., 24; 11. South Dakota St., 20; 12. (tie) Edinboro and Fort Hays St., 19; 14. (tie) Ashland and Pittsburg St., 17; 16. (tie) Albany St. and Seattle Pacific, 15; 18. Cal St. L.A., 14; 19. (tie) *Humboldt St. and Tex. A&M-Kingsville, 13; 21. Shippensburg, 12; 22. North Dakota, 11; 23. Cal Poly Pomona, 10; 24. Binghamton, 9½; 25. UC Riverside, 8; 26. Morningside, 7; 27. (tie) Grand Valley St., Minn. St. Moorhead and Mo. Southern St., 6; 30. (tie) Cal St. Chico, Neb.-Kearney and St. Cloud St., 5; 33. SIU Edwardsville, 4; 34. (tie) Cal St. Dom. Hills, East Stroudsburg, Mass.-Lowell, Mo.-Rolla, Tarleton St. and Truman, 3; 40. (tie) Armstrong Atlantic, Augustana (S.D.), Cal St. Stanislaus, Northern St., Sonoma St. and West Chester, 2; 46. Kutztown, 1½; 47. (tie) Neb.-Omaha, Saginaw Valley and Tex. A&M-Commerce 1.

**Humboldt State's participation vacated by the NCAA Committee on Infractions.*

2000: 1. St. Augustine's, 77; 2. Abilene Christian, 66; 3. Adams St., 50; 4. North Dakota St., 44; 5. Gardner-Webb, 43; 6. South Dakota, 36; 7. UC Davis, 30; 8. Albany St. (Ga.), 28; 9. Slippery Rock, 26; 10. Cal St. Chico, 25; 11. (tie) Ashland and Lewis, 23; 13. Cal St. Dom. Hills, 19; 14. (tie) Saginaw Valley and Western St., 18; 16. (tie) Fort Hays St., North Dakota and Truman, 17; 19. Morningside, 15; 20. (tie) Indiana (Pa.), Neb.-Kearney and Northern Colo., 14; 23. Angelo St., 13; 24. Seattle Pacific, 11; 25. (tie) Livingstone, North Fla. and Tarleton St., 9; 28. (tie) Emporia St., Grand Valley St., Mass.-Lowell, Minn. Duluth, Mo. Southern St., St. Cloud St., San Fran. St., Sonoma St. and Virginia St., 8; 37. Cal St. Stanislaus, 7; 38. (tie) Minn. St. Moorhead, Pittsburg St. and Tex. A&M-Kingsville, 6; 41. (tie) Armstrong Atlantic and Lock Haven, 5; 43. (tie) Cal St. Bakersfield, Central Wash., East Stroudsburg and Ferris St., 4; 47. Shippensburg, 3; 48. (tie) Indianapolis and Northern St., 2; 50. (tie) Bloomsburg, Central Mo. St., Millersville and Southern Conn. St., 1.

2001: 1. St. Augustine's, 80; 2. Western St., 59; 3. Lewis, 47; 4. Abilene Christian, 45½; 5. UC Davis, 42; 6. (tie) North Dakota St. and South Dakota, 35; 8. Fort Valley St., 34; 9. (tie) Adams St. and Seattle Pacific, 27; 11. Ashland, 24; 12. North Dakota, 22; 13. (tie) Emporia St. and Kennesaw St., 20; 15. Cal St. L.A., 19; 16. Indiana (Pa.), 17; 17. (tie) Albany St. (Ga.) and Pittsburg St., 16; 19. (tie) Mass.-Lowell and Tarleton St., 15; 21. St. Cloud St., 14; 22. Slippery Rock, 13; 23. San Fran. St., 12; 24. (tie) Grand Valley St. and Morningside, 11; 26. (tie) Fort Hays St., Neb.-Kearney, North Fla. and Southern Conn. St., 10; 30. Western Ore., 9; 31. Truman, 8½; 32. (tie) Cal St. Bakersfield, Findlay and Tex. A&M-Kingsville, 8; 35. Lock Haven, 7½; 36. (tie) Central Wash. and Ferris St., 7; 38. Wis.-Parkside, 6; 39. Northern Colo., 5½; 40. (tie) Angelo St., Cal St. Chico, Cal St. Stanislaus, Chadron St., UC-Colo. Spgs., East Stroudsburg, Humboldt St. and Mo. Southern St., 5; 48. Clarion, 4½; 49. South Dakota St., 4; 50. (tie) UC San Diego and Indianapolis, 3; 52. (tie) Edinboro, Minn. St. Mankato, N.C. Central and Sonoma St., 2; 56. Neb.-Omaha, 1½; 57. (tie) Harding, Lincoln (Mo.) and Southern Ind., 1.

2002: 1. St. Augustine's, 54; 2. North Dakota St., 53; 3. (tie) Abilene Christian and Western St., 48; 5. Lincoln (Mo.), 42; 6. Fort Valley St., 40; 7. Ashland, 36; 8. Cal St. L.A., 32; 9. North Fla., 31; 10. Lewis, 30; 11. Grand Valley St., 28; 12. Pittsburg St., 26; 13. (tie) Angelo St. and Cal St. Dom. Hills, 25; 15. Cal St. Bakersfield, 24; 16. Morningside, 23; 17. Emporia St., 21; 18. UC Davis, 18; 19. (tie) Adams St. and Seattle Pacific, 17; 21. (tie) Indiana (Pa.) and Southern Conn. St., 16; 23. N.C. Central, 14; 24. Cal St. Chico, 13½; 25. Truman, 11; 26. Northern Colo., 10; 27. (tie) Albany St. (Ga.), Edinboro and Tarleton St., 9; 30. Tex. A&M-Kingsville, 8½; 31. Clark Atlanta, 8; 32. (tie) UC San Diego and Ferris St., 7; 34. (tie) Cal St. Stanislaus, Findlay, Lock Haven, North Dakota, Slippery Rock, South Dakota and Western Ore., 6; 41. (tie) Central Mo. St., Fort Hays St., South Dakota St. and West Chester, 5; 45. (tie) Mo. Southern St. and Western Wash., 4; 47. Clayton St., 3; 48. Cal Poly Pomona, 2; 49. (tie) Central Wash., UC-Colo. Spgs., Kutztown, Shaw and Shippensburg, 1.

2003: 1. Lincoln (Mo.), 98; 2. St. Augustine's, 67; 3. North Dakota St., 56; 4. Abilene Christian, 51; 5. Ashland, 50; 6. Angelo St., 40; 7. (tie) Emporia St. and South Dakota, 25; 9. Southern Ind., 23; 10. Grand Valley St., 22; 11. Adams St., 16; 12. Cal St. Chico, 15½; 13. (tie) Lewis and Western Ore., 15; 15. UC Davis, 14½; 16. (tie) Albany St. (Ga.), Cal St. Dom. Hills, Cal St. L.A. and Seattle Pacific, 14; 20. UC San Diego, 13; 21. (tie) Clark Atlanta, Pittsburg St. and Western St., 12; 24. (tie) Cal St. Stanislaus, Fort Valley St., North Fla. and Slippery Rock, 10; 28. (tie) Central Mo. St., Findlay, Minn. St. Mankato, N.C. Central and Tex. A&M-Kingsville, 9; 33. (tie) Mass.-Lowell, Mo. Southern St., Southern Conn. St. and Western Wash., 8; 37. (tie) Harding, Indiana (Pa.), Northwest Mo. St., South Dakota St. and Tarleton St., 7; 42. (tie) Mo.-Rolla and Truman, 6; 44. (tie) Cal St. Bakersfield, Chadron St., Clarion, Fort Hays St., Lock Haven, Neb.-Omaha and Northern Colo., 5; 51. Minn. St. Moorhead, 4½; 52. UC-Colo. Spgs, 4; 53. (tie) Bloomsburg and Shippensburg, 3; 55. (tie) Edinboro and Saginaw Valley, 2; 57. Neb.-Kearney, 1½; 58. Colorado Mines, 1.

Outdoor Track and Field

DIVISION III

2003 Championships

Edited by Scott Deitch.

Highlights

Lyons Add to Trophy Case: Wheaton (Massachusetts) secured another piece of hardware for its growing collection by winning its third straight championship May 22-24 at St. Lawrence.

With five consecutive indoor team titles to its credit, Wheaton has finished first in eight straight championships. With this year's win, the school became the first institution in the division to sweep the women's indoor and outdoor crowns in three consecutive years.

The champions' Amber James won the 400-meter dash for the third year in a row, and the 200-meter dash for the second consecutive year. She also ran a leg on the Lyons' victorious 1,600-meter relay. Vernick Smith provided Wheaton with another individual title in the 100-meter dash, and joined James, Tessa Donoghue and Jana Bromell in the 1,600 relay.

For more, go to the June 9, 2003 issue of The NCAA News at www.ncaa.org.

Photo by Nancie Battaglia/NCAA Photos

Liz Woodworth of Wisconsin-Oshkosh finishes a meet-record performance in the 800-meter run.

TEAM STANDINGS

1.	Wheaton (Mass.)	72
2.	Lehman	52
3.	Wis.-La Crosse	34
4.	Chris. Newport	32
5.	Wis.-Oshkosh	31 1/2
6.	Calvin	30
	Geneseo St.	30
8.	Williams	29
9.	Wartburg	26
10.	St. Thomas (Minn.)	23
11.	Carthage	22
	TCNJ	22
13.	McMurry	20
14.	Bates	18
	Johns Hopkins	18
	Keene St.	18
17.	Central (Iowa)	16
18.	Moravian	14
	Principia	14
20.	Baldwin-Wallace	11
21.	Carleton	10
	Montclair St.	10
	Richard Stockton	10
24.	Amherst	9
	Gust. Adolphus	9
	Ithaca	9
	Lincoln (Pa.)	9
	Washington (Mo.)	9
29.	Benedictine (Ill.)	8
	Ill. Wesleyan	8
	Ohio Northern	8
	Rhodes	8
	Rochester Inst.	8
	Willamette	8
35.	Brandeis	7
	Wis.-Stevens Point	7
37.	Denison	6
	Kean	6
	St. Olaf	6
	Thiel	6
	Tufts	6
42.	Dickinson	5
	Fisk	5
	La Verne	5
	Lynchburg	5
	Otterbein	5
	Whitworth	5
	Wis.-Eau Claire	5
49.	Elmhurst	4
	Hartwick	4
	Kenyon	4
	Neb. Wesleyan	4
	Puget Sound	4
	Wesleyan (Conn.)	4
55.	Wilmington (Ohio.)	3 1/2
56.	Adrian	3
	Buena Vista	3
	Coe	3
	Franklin	3
	Greenville	3
	Millikin	3
	New York U.	3
	Whittier	3
64.	Carroll (Wis.)	2
	Concordia-M'head	2
	Loras	2
	MIT	2
	New Jersey City	2
	North Park	2
	Rochester	2
	St. Lawrence	2
	St. Mary's (Minn.)	2
	Springfield	2
	Upper Iowa	2
	Ursinus	2
76.	Colby	1 1/2
	Rensselaer	1 1/2
78.	Luther	1
	Middlebury	1
	Monmouth (Ill.)	1
	Oswego St.	1
	Ramapo	1
	Wis.-River Falls	1

INDIVIDUAL RESULTS

100-meter dash: 1. Vernick Smith, Wheaton (Mass.), 12.02; 2. Alecia Watson, Lehman, 12.12; 3. Muffy Israel, Carthage, 12.14; 4. Kristen Shields, Whitworth, 12.16; 5. Jenna Flateman, Wesleyan (Conn.), 12.19; 6. Happy Darcus, Chris. Newport, 12.30; 7. Angie Pfeiffer, Concordia-M'head, 12.44; 8. Stephanie Andrews, Chris. Newport, 12.45.

200-meter dash: 1. Amber James, Wheaton (Mass.), 24.60; 2. Angela Klatt, Wis.-La Crosse, 24.71; 3. Alecia Watson, Lehman, 24.86; 4. Sue Abbring, Calvin, 24.97; 5. Mechelle Barnwell, Lehman, 25.15; 6. Happy Darcus, Chris. Newport, 25.17; 7. Stephanie Andrews, Chris. Newport, 25.23; 8. Muffy Israel, Carthage, 25.34.

400-meter dash: 1. Amber James, Wheaton (Mass.), 54.25; 2. Tiffany Clark, TCNJ, 55.15; 3. Gena Rawlins, Ill. Wesleyan, 55.19; 4. Samantha Dawkins, Lincoln (Pa.), 55.37; 5. Sheri Kelleher, Hartwick, 55.42; 6. Mechelle Barnwell, Lehman, 55.42; 7. Claire Kersenbrock, Neb. Wesleyan, 55.47; 8. Gianina Taylor, Ill. Wesleyan, 55.82.

800-meter run: 1. Liz Woodworth, Wis.-Oshkosh, 2:07.39; 2. Lynn Janovich, Ithaca, 2:10.45; 3. Megan Daymont, St. Olaf, 2:10.91; 4. Teresa Smock, St. Thomas (Minn.), 2:11.21; 5. Mollie Hupp, St. Thomas (Minn.), 2:12.53; 6. Alicia Andrews, Willamette, 2:12.72; 7. Katherine O'Brien, Rochester, 2:12.90; 8. Ronna Killins, Ramapo, 2:13.24.

1,500-meter run: 1. Missy Buttry, Wartburg, 4:20.86; 2. Amy Paine, Rhodes, 4:29.09; 3. Jennifer Rettke, Geneseo St., 4:29.52; 4. Callie Bradley, Dickinson, 4:31.86; 5. Kelley Puglisi, Bates, 4:31.91; 6. Robyn Burns, Franklin, 4:32.39; 7. Marisa Clapp, Springfield, 4:32.98; 8. Jessica Manzer, Middlebury, 4:33.04.

3,000-meter steeplechase: 1. Jenn Campbell, Williams, 10:33.67; 2. Jessica Textoris, Baldwin-Wallace, 10:38.47; 3. Lindsay Scarborough, TCNJ, 10:48.70; 4. Kim Allen, Otterbein, 10:50.57; 5. Caitlin Malloy, Brandeis, 10:50.98; 6. Jen Southall, Baldwin-Wallace, 10:53.24; 7. Julia Espel, MIT, 10:57.58; 8. Susan McWilliams, Oswego St., 10:58.64.

5,000-meter run: 1. Missy Buttry, Wartburg, 15:51.23; 2. Mary Proulx, Keene St., 16:41.66; 3. Melissa White, Geneseo St., 16:42.01; 4. Carter

Hamill, Amherst, 16:45.06; 5. Kathleen Brice, Elmhurst, 16:47.00; 6. Mariko Tansey Holbrook, Brandeis, 16:48.74; 7. Caroline Cretti, Williams, 16:51.63; 8. Katie Dougherty, Ursinus, 16:54.11.

10,000-meter run: 1. Mary Proulx, Keene St., 34:08.59; 2. Melissa White, Geneseo St., 34:13.83; 3. Stephanie Hood, Principia, 34:15.88; 4. Caroline Cretti, Williams, 34:35.71; 5. Carter Hamill, Amherst, 34:42.03; 6. Beth Van Alstine, New York U., 35:21.60; 7. Laura Bloedorn, Carleton, 35:35.20; 8. Katie Dougherty, Ursinus, 35:38.86.

100-meter high hurdles: 1. Paulette Baldwin, Lehman, 14.43; 2. Noreen Kordzeil, Wheaton (Mass.), 14.51; 3. Hallie Hutchens, Washington (Mo.), 14.62; 4. LaNeatra Johnson, Chris. Newport, 14.74; 5. Kristin Cullen, Wheaton (Mass.), 14.76; 6. Annie Vanderlaan, Calvin, 14.76; 7. Sheana Grigsby, Carthage, 14.77; 8. Jennifer Stafslien, Wis.-Eau Claire, 15.05.

400-meter intermediate hurdles: 1. Tierra Hicks, Montclair St., 59.22; 2. Jackie Dight, Ohio Northern, 59.58; 3. Vernick Smith, Wheaton (Mass.), 1:00.40; 4. Shannon McGrane, Willamette, 1:01.56; 5. Breanna McMullen, Wis.-Eau Claire, 1:01.71; 6. Jessica Jensen, Buena Vista, 1:01.72; 7. Denay Caldwell, New Jersey City, 1:02.01; 8. Sheana Grigsby, Carthage, 1:02.38.

400-meter relay: 1. Carthage (Caretha Carroll, Sheana Grigsby, Latrice Powell, Muffy Israel), 46.55; 2. Lehman, 46.61; 3. Chris. Newport, 46.64; 4. Wheaton (Mass.), 46.88; 5. Wis.-La Crosse, 47.02; 6. Calvin, 47.32; 7. Neb. Wesleyan, 47.38; 8. Lincoln (Pa.), 47.91.

1,600-meter relay: 1. Wheaton (Mass.) (Tessa Donoghue, Vernick Smith, Jana Bromell, Amber James), 3:43.32; 2. TCNJ, 3:46.58; 3. St. Thomas (Minn.), 3:47.45; 4. Wis.-La Crosse, 3:49.19; 5. Chris. Newport, 3:49.28; 6. Lincoln (Pa.), 3:51.04; 7. Carthage, 3:51.95; 8. Ill. Wesleyan, 3:55.48.

High jump: 1. Kim Deprez, Geneseo St., 1.67 (5-5 3/4); 2. Julie Robinson, Benedictine (Ill.), 1.67 (5-5 3/4); 3. Latasha Keene, Kean, 1.67 (5-5 3/4); 4. Katherine Wallace, Wheaton (Mass.), 1.67 (5-5 3/4); 5. (tie) Stephanie Torn, Wis.-Oshkosh, and Emily Herring, Wilmington (Ohio), 1.62 (5-3 3/4); 7. (tie) Melissa Jones, Monmouth (Ill.), Jennifer Anderson, Luther, and Meghan Morningstar, Ithaca, 1.62 (5-3 3/4).

Pole vault: 1. Kim Marino, Richard Stockton, 4.01 (13-1 3/4); 2. Karolien Bastiaens, St. Thomas (Minn.), 3.68 (12-0 3/4); 3. Angela Hilgers, Wis.-La Crosse, 3.68 (12-0 3/4); 4. Bethany Renner, Wis.-La Crosse, 3.68 (12-0 3/4); 5. Katie Heaton, Puget Sound, 3.68 (12-0 3/4); 6. Amanda Haines, Adrian, 3.68 (12-0 3/4); 7. (tie) Allison Benson, Rensselaer, and Elizabeth Frederick, Colby, 3.53 (11-7).

Long jump: 1. Darcell Edwards, McMurry, 6.09 (19-11 3/4); 2. Molly Urquhart, Rochester Inst., 6.08 (19-11 1/2); 3. Paulette Baldwin, Lehman, 5.90 (19-4 1/4); 4. Liz Lucsko, La Verne, 5.86 (19-2 3/4); 5. Katie Walker, Kenyon, 5.76 (18-10 3/4); 6. Kammie Holt, Washington (Mo.), 5.74 (18-10); 7. Kate DePuy, St. Lawrence, 5.71 (18-9); 8. Alecia Watson, Lehman, 5.63 (18-5 3/4).

Triple jump (w indicates wind aided): 1. Darcell Edwards, McMurry, 12.82 (42-0 3/4); 2. LaNeatra Johnson, Chris. Newport, 12.70 (41-8); 3. Alecia Watson, Lehman, 12.50w (41-0 1/4); 4. Lydia Mootry, Fisk, 12.27 (40-3 1/4); 5. Tessa Donoghue, Wheaton (Mass.), 12.12 (39-9 1/4); 6. Angie Hawk, Millikin, 12.09w (39-8); 7. Lacretia Carroll, North Park, 11.93 (39-1 3/4); 8. Tricia Clark, Wis.-La Crosse, 11.93 (39-1 3/4).

Shot put: 1. Healy Thompson, Williams, 15.18 (49-9 3/4); 2. Elizabeth Wanless, Bates, 14.65 (48-0 3/4); 3. Amanda Nechuta, Wis.-Stevens Point, 14.17 (46-6); 4. Jackie Luehmann, Gust. Adolphus, 13.68 (44-10 3/4); 5. Christina Scherwin, Moravian, 13.67 (44-10 1/4); 6. Deena Heins, Wis.-Oshkosh, 13.62 (44-8 1/4); 7. Jenny Prochazka, Carroll (Wis.), 13.35 (43-9 3/4); 8. Robyn Jarocki, Wis.-Oshkosh, 13.30 (43-7 3/4).

Discus throw: 1. Kathy Darling, Johns Hopkins, 48.30 (158-5); 2. Katie Corner, Calvin, 48.22 (158-2); 3. Laura Finkes, Denison, 47.26 (155-1); 4. Jenn Hansen, Central (Iowa), 44.84 (147-1); 5. Kristin Petersen, Gust. Adolphus, 44.84 (147-1); 6. Ann Gramkow, Coe, 44.76 (146-10); 7. Mary Streeter, Upper Iowa, 44.71 (146-8); 8. Jen Leis, Wis.-River Falls, 43.49 (142-8).

Hammer throw: 1. Deena Heins, Wis.-Oshkosh, 57.43 (188-5); 2. Kristina Muller, Principia, 54.56 (179-0); 3. Kelly Godsey, Bates, 54.34 (178-3); 4. Kristin Raether, Wis.-La Crosse, 53.58 (175-9); 5. Penny Godleske, Wis.-Oshkosh, 53.15 (174-4); 6. Andrea Shultz, Greenville, 51.89 (170-3); 7. Healy Thompson, Williams, 51.00 (167-4); 8. Melissa Seefeldt, Wis.-Stevens Point, 50.95 (167-2).

Javelin throw: 1. Christina Scherwin, Moravian, 55.34 (181-7); 2. Kathy Darling, Johns Hopkins, 46.86 (153-9); 3. Libby Hauser, Thiel, 43.27 (141-11); 4. Kelly Foley, Wartburg, 41.10 (134-10); 5. Kristi Colbenson, Carleton, 40.92 (134-3); 6. Cathy Burt, Whittier, 40.18 (131-10); 7. Angie Behrend, Loras, 40.04 (131-4); 8. Dia Dohlman, Wartburg, 39.82 (130-8).

Heptathlon: 1. Annie Vanderlaan, Calvin, 4,852; 2. Raegan Schultz, Central (Iowa), 4,803; 3. Jessica Trombly, Tufts, 4,773; 4. Megan Wiseman, Lynchburg, 4,719; 5. Kimberly Davis, Carleton, 4,581; 6. Lindsay Schultz, Central (Iowa), 4,518; 7. Ashley Dingels, St. Mary's (Minn.), 4,456; 8. Christine Hendricks, Calvin, 4,364.

History

Team Results

Year	Champion	Coach	Points	Runner-Up	Points	Host or Site
1982	Central (Iowa)	Jane Kors	151	Frostburg St.	96	North Central (Ill.)
1983	Wis.-La Crosse	Gary Wilson	156	St. Thomas (Minn.)	126	North Central (Ill.)
1984	Wis.-La Crosse	Gary Wilson	185 1/2	Central (Iowa)	102	Carleton
1985	Cortland St.	Laura Crane	62	Southern-New Or.	61	Denison
1986	Mass.-Boston	Sherman Hart	52	Wis.-La Crosse	49	Wis.-La Crosse
1987	Chris. Newport	Vince Brown	80	Mass.-Boston	58	North Central (Ill.)
1988	Chris. Newport	Vince Brown	95	Mass.-Boston	66	Northfield, Minn.
1989	Chris. Newport	Vince Brown	58	Wis.-Oshkosh	51 1/2	North Central (Ill.)
1990	Wis.-Oshkosh	Deb Vercauteren	75	Cortland St.	48	North Central (Ill.)
1991	Wis.-Oshkosh	Deb Vercauteren	66 1/2	Cortland St.	56	Baldwin-Wallace
1992	Chris. Newport	Vince Brown	61	Wis.-Oshkosh	47	Colby
1993	Lincoln (Pa.)	Cyrus Jones	57	Wis.-La Crosse	52	Baldwin-Wallace
1994	Chris. Newport	Vince Brown	73	Wis.-Oshkosh	53	North Central (Ill.)
1995	Wis.-Oshkosh	Deb Vercauteren	58	St. Thomas (Minn.)	52	Carleton
1996	Wis.-Oshkosh	Deb Vercauteren	69 1/2	Lincoln (Pa.)	62	North Central (Ill.)
1997	Wis.-Oshkosh	Deb Vercauteren	59	Wis.-La Crosse	38 3/4	Wis.-La Crosse
1998	Chris. Newport	Vince Brown	69	Wheaton (Mass.)	50	Macalester
1999	Lincoln (Pa.)	Cyrus Jones	54	Wheaton (Mass.)	48	Baldwin-Wallace
2000	Lincoln (Pa.)	Cyrus Jones	65	Chris. Newport	50	North Central (Ill.)
2001	Wheaton (Mass.)	Paul Souza	83 1/2	Calvin	49	Millikin
2002	Wheaton (Mass.)	Paul Souza	67	McMurry	49	Macalester
2003	Wheaton (Mass.)	Paul Souza	72	Lehman	52	St. Lawrence

TEAM CHAMPIONSHIPS

Chris. Newport 6, Wis.-Oshkosh 5, Lincoln (Pa.) 3, Wheaton (Mass.) 3, Wis.-La Crosse 2, Central (Iowa), Cortland St., Mass.-Boston, 1 each.

INDIVIDUAL CHAMPIONSHIPS

(Note: Totals include co-championships. Relay victories count one for each event.)

Chris. Newport 29, Lincoln (Pa.) 21, Cortland St. 19, Wis.-La Crosse 17, Wis.-Oshkosh 16, St. Thomas (Minn.) 13, Wheaton (Mass.) 13, Calvin 12, Mass.-Boston 10, Occidental 10, Central (Iowa) 8, Neb. Wesleyan 8, Brandeis 7, TCNJ 7, Wis.-Stevens Point 7, Concordia-M'head 6, Macalester 6, Tufts 6, Augsburg 5, Keene St. 5, McMurry 5, North Central (Ill.) 5, Wartburg 5, Williams 5, Baldwin-Wallace 4, UC San Diego 4, Carleton 4, Carthage 4, Frostburg St. 4, Grinnell 4, Mount Union 4, Redlands 4, Rowan 4, Wheaton (Ill.) 4, Wis.-Eau Claire 4, Albany (N.Y.) 3, Binghamton 3, Bowdoin 3, Buena Vista 3, CCNY 3, Claremont-M-S 3, Emory 3, Johns Hopkins 3, La Verne 3, Luther 3, Montclair St. 3, Moravian 3, Pomona-Pitzer 3, Salem St. 3, Simpson 3, Smith 3, Southern-New Or. 3, Brockport St. 2, Brooklyn 2, Case Reserve 2, Chicago 2, Coe 2, Cornell College 2, East. Mennonite 2, Fitchburg St. 2, Geneseo St. 2, Lehman 2, Loras 2, Manchester 2, Methodist 2, Middlebury 2, Mount Holyoke 2, St. Olaf 2, Salve Regina 2, Westfield St. 2, Wm. Paterson 2, York (N.Y.) 2, Alfred, Alma, Amherst, Anderson (Ind.), Augustana (Ill.), Cal St. Stanislaus, Carnegie Mellon, Carroll (Wis.), Catholic, Colby, Colorado Col., Defiance, Dickinson, Eastern Ore., Fisk, Hamline, Hartwick, Heidelberg, Ill. Wesleyan, John Carroll, Juniata, Kenyon, Lewis & Clark, Linfield, Mary Washington, Mass.-Dartmouth, Merchant Marine, Notre Dame (Cal.), Ohio Wesleyan, Plattsburgh St., Principia, Richard Stockton, Roanoke, Rochester, Rochester Inst., St. Lawrence, Sewanee, Sonoma St., Springfield, Stony Brook, Susquehanna, Trinity (Conn.), Wash. & Jeff., Washington (Mo.), Wesleyan (Conn.), Willamette, William Penn, Wis.-River Falls, Wis.-Stout, Wis.-Whitewater, Worcester St., 1 each.

Championships Records

(Note: Teams winning relays are credited with one individual championship; relay championships do not count as individual titles for relay-team members.)

METERS

100-METER DASH
11.71—Muffy Israel, Carthage, 5-25-2002.

200-METER DASH
23.72—Rhondale Jones, Lincoln (Pa.), 5-22-99.

400-METER DASH
53.45—Genesia Eddins, Mass.-Boston, 5-28-88.

800-METER RUN
2:07.39—Liz Woodworth, Wis.-Oshkosh, 5-24-2003.

1,500-METER RUN
4:20.86—Missy Buttry, Wartburg, 5-24-2003.

3,000-METER RUN
9:27.44—Tori Neubauer, Wis.-La Crosse, 5-27-83.

3,000-METER STEEPLECHASE
10:33.67—Jenn Campbell, Williams, 5-23-2003.

5,000-METER RUN
15:51.23—Missy Buttry, Wartburg, 5-24-2003.

10,000-METER RUN
33:50.32—Debra Thometz, St. Thomas (Minn.), 5-25-83.

100-METER HURDLES
13.60—Bridget Cochran, Chris. Newport, 5-22-98.

400-METER HURDLES
58.99—Carolyn Ross, Augsburg, 5-26-89.

400-METER RELAY
46.20—Chris. Newport (Meshailay Robinson, Bridget Cochran, Denita Eason, Leema Madden), 5-23-98.

1,600-METER RELAY
3:40.76—Mass.-Boston (Sonji Larts, Jackie James, Murtonda Durant, Genesia Eddins), 5-28-88.

FIELD EVENTS

HIGH JUMP
1.81 (5-11 1/4)—Kristy Laramee, Middlebury, 5-22-99; Maria Megnin, Hartwick, 5-22-99.

POLE VAULT
4.01 (13-1 3/4)—Kim Marino, Richard Stockton, 5-22-2003.

LONG JUMP
6.12 (20-1)—Lindsay Mulder, Calvin, 5-24-2001.

TRIPLE JUMP
12.82 (42-0 3/4)—Darcell Edwards, McMurry, 5-23-2003.

SHOT PUT
15.25 (50-0 1/2)—Melanie Herrera, Augsburg, 5-27-88.

DISCUS THROW
51.04 (167-5)—Kristin Kuehl, Concordia-M'head, 5-25-91.

HAMMER THROW
57.43 (188-5)—Deena Heins, Wis.-Oshkosh, 5-23-2003.

JAVELIN THROW
51.94 (170-5)—Jodi Smiley, Wis.-La Crosse, 5-25-84.

JAVELIN THROW (NEW JAVELIN)
55.34 (181-7)—Christina Scherwin, Moravian, 5-23-2003.

HEPTATHLON
5,320—Kim Oden, Neb. Wesleyan, 5-28/29-92.

HEPTATHLON (NEW JAVELIN)
4,930—Heather Pancake, Wheaton (Ill.), 5-20/21-99.

MISCELLANEOUS

INDIVIDUAL CHAMPIONS, YEAR
5—Wis.-La Crosse, 1983.

INDIVIDUAL CHAMPIONSHIPS, YEAR
3—Lisa Dillard, Chris. Newport (100-meter dash, 200-meter dash, long jump 1987); Rhondale Jones, Lincoln (Pa.) (100-meter dash, 200-meter dash, 100-meter high hurdles 1999-2000-01).

INDIVIDUAL CHAMPIONSHIPS, CAREER
9—Rhondale Jones, Lincoln (Pa.) (100-meter dash 1999-2000-01, 200-meter dash 1999-2000-01, 100-meter high hurdles 1999-2000-01).
7—Kim Oden, Neb. Wesleyan (high jump 1989-90-91-92, heptathlon 1990-91-92).
5—Genesia Eddins, Mass.-Boston (400-meter dash 1985-87-88, 800-meter run 1986-87); Julia Kirtland, Macalester (5,000-meter run 1985-86-87, 10,000-meter run 1986-87); Vera Stenhouse, Tufts (200-meter dash 1991, 400-meter dash 1990, triple jump 1989-90-91); Amber James, Wheaton (Mass.) (200-meter dash 2002-03, 400-meter dash 2001-02-03); Mary Proulx, Keene St. (3,000-meter run 2001, 5,000-meter run 2001-02, 10,000-meter run 2002-03).

REPEAT CHAMPIONS
4—Kim Oden, Neb. Wesleyan (high jump 1989-90-91-92); Eleena Zhelezov, Brandeis (triple jump 1992-93-94-95).
3—Julia Kirtland, Macalester (5,000-meter run 1985-86-87); Veronika Platzer, Grinnell (discus throw 1985-86-87); Genesia Eddins, Mass.-Boston (400-meter dash 1985-87-88); Sheila Trice, Chris. Newport (100-meter dash 1988-89-90); Vera Stenhouse, Tufts (triple jump 1989-90-91); Stephanie Bostwick, Wis.-Oshkosh (shot put 1990-91-92); Kristin Kuehl, Concordia-M'head (discus throw 1990-91-92); Kim Oden, Neb. Wesleyan (heptathlon 1990-91-92); Tammie Miller, Cortland St. (3,000-meter run 1992-93-94); Kelly Copps, St. Thomas (Minn.) (10,000-meter run 1993-94-95); Renee Erickson, Concordia-M'head (javelin throw 1994-95-96); Kiyomi Parish, Pomona-Pitzer (hammer throw 1995-96-97); Bridget Cochran, Chris. Newport (100-meter high hurdles 1996-97-98); Monique Hacker, Binghamton (triple jump 1996-97-98); Rhondale Jones, Lincoln (Pa.) (100-meter dash 1999-2000-01, 200-meter dash 1999-2000-01, 100-meter high hurdles 1999-2000-01); Amber James, Wheaton (Mass.) (400-meter dash 2001-02-03); Darcell Edwards, McMurry (triple jump 2001-02-03).

Individual Champions

(Note: w denotes wind-aided time or distance.)

100-METER DASH
1982 Caren Askew, York (N.Y.), 12.32
1983 Tracey Ann Armstead, Cortland St., 12.01
1984 Karen Boxley, Fisk, 11.84
1985 Zina Age, Southern-New Or., 12.07
1986 Michele Jones, Rochester Inst., 12.42
1987 Lisa Dillard, Chris. Newport, 11.85
1988 Sheila Trice, Chris. Newport, 12.18
1989 Sheila Trice, Chris. Newport, 12.46
1990 Sheila Trice, Chris. Newport, 11.99
1991 Alondra Woodard, Lincoln (Pa.), 12.45
1992 Erica Washington, UC San Diego, 12.01
1993 Shawna Hardy, Lincoln (Pa.), 11.96
1994 Aminah Ricks, Carleton, 12.40
1995 Vandisha Wilder, Chris. Newport, 12.12w
1996 Shawna Hardy, Lincoln (Pa.), 12.02
1997 Leema Madden, Chris. Newport, 12.01
1998 Leema Madden, Chris. Newport, 12.19
1999 Rhondale Jones, Lincoln (Pa.), 11.79
2000 Rhondale Jones, Lincoln (Pa.), 11.89
2001 Rhondale Jones, Lincoln (Pa.), 11.98
2002 Muffy Israel, Carthage, 11.71
2003 Vernick Smith, Wheaton (Mass.), 12.02

200-METER DASH
1982 Caren Askew, York (N.Y.), 24.58w
1983 Tracey Ann Armstead, Cortland St., 24.81
1984 Nancy Cisar, Central (Iowa), 24.78
1985 Zina Age, Southern-New Or., 24.17
1986 Winsome Foderingham, Albany (N.Y.), 24.53
1987 Lisa Dillard, Chris. Newport, 24.01
1988 Winsome Foderingham, Albany (N.Y.), 24.88
1989 Denise Shotwell, Dickinson, 24.54
1990 Sheila Trice, Chris. Newport, 25.02
1991 Vera Stenhouse, Tufts, 25.33
1992 Ngozi Mwanamwambwa, Principia, 24.98
1993 Shawna Hardy, Lincoln (Pa.), 24.49
1994 Vandisha Wilder, Chris. Newport, 24.41
1995 Vandisha Wilder, Chris. Newport, 24.62
1996 Shawna Hardy, Lincoln (Pa.), 24.36
1997 Lakeya Boatright, North Central (Ill.), 24.36
1998 Deshawnda Williams, Wheaton (Mass.), 24.70
1999 Rhondale Jones, Lincoln (Pa.), 23.72
2000 Rhondale Jones, Lincoln (Pa.), 24.10
2001 Rhondale Jones, Lincoln (Pa.), 24.57
2002 Amber James, Wheaton (Mass.), 23.73w
2003 Amber James, Wheaton (Mass.), 24.60

400-METER DASH
1982 Melissa Hill, Frostburg St., 56.28
1983 Natalie Jordan, Wm. Paterson, 54.73
1984 Nancy Cisar, Central (Iowa), 55.79
1985 Genesia Eddins, Mass.-Boston, 55.34
1986 Trena Marshall, CCNY, 55.02
1987 Genesia Eddins, Mass.-Boston, 54.25
1988 Genesia Eddins, Mass.-Boston, 53.45
1989 Carolyn Ross, Augsburg, 54.84
1990 Vera Stenhouse, Tufts, 55.89
1991 Jacqui Dent, Occidental, 54.95
1992 Jacqui Dent, Occidental, 54.26
1993 Kelli Sheda, Simpson, 55.25
1994 Patsy Cargill, North Central (Ill.), 55.10
1995 Lisa Melendez, Wis.-Oshkosh, 56.43
1996 Lisa Melendez, Wis.-Oshkosh, 55.56
1997 Jacquline Hunter, CCNY, 54.90
1998 Jennifer Culley, Claremont-M-S, 54.11
1999 Megan Pierce, Calvin, 54.17
2000 Megan Pierce, Calvin, 53.97
2001 Amber James, Wheaton (Mass.), 54.20
2002 Amber James, Wheaton (Mass.), 53.81
2003 Amber James, Wheaton (Mass.), 54.25

800-METER RUN
1982 Carolyn Hughes, Catholic, 2:13.11
1983 Mary Kastelic, Wis.-La Crosse, 2:10.33
1984 Eloise Evans, Salve Regina, 2:07.84
1985 Eloise Evans, Salve Regina, 2:10.98

1986 Genesia Eddins, Mass.-Boston, 2:09.28

1987 Genesia Eddins, Mass.-Boston, 2:09.30
1988 Elizabeth Messerly, Coe, 2:11.55
1989 Elizabeth Messerly, Coe, 2:10.14
1990 Betty Hansen, Hamline, 2:11.57
1991 Becky Bieber, Cortland St., 2:12.31

1992 Jacqui Dent, Occidental, 2:12.27
1993 Jessie Bushman, Wis.-Stevens Point, 2:11.78
1994 Heather O'Shea, Mount Union, 2:10.96
1995 Heather O'Shea, Mount Union, 2:10.38
1996 Victoria Petrillo, Brandeis, 2:12.49

1997 Victoria Petrillo, Brandeis, 2:11.17
1998 Trina Steines, Wartburg, 2:12.65
1999 Beth Fitzgerald, Willamette, 2:11.77
2000 Leah Juno, Wis.-Stevens Point, 2:10.60
2001 Leah Juno, Wis.-Stevens Point, 2:11.97

2002 Liz Woodworth, Wis.-Oshkosh, 2:09.06
2003 Liz Woodworth, Wis.-Oshkosh, 2:07.39

1,500-METER RUN
1982 Rebecca Center, Bowdoin, 4:38.32
1983 Rose McIlrath, St. Thomas (Minn.), 4:34.21
1984 Karen Borza, Wesleyan (Conn.), 4:36.03
1985 Lisa Koelfgen, St. Thomas (Minn.), 4:36.69
1986 Lisa Koelfgen, St. Thomas (Minn.), 4:29.66

1987 Cresey Stewart, Occidental, 4:27.11
1988 Ann Dannhauer, Williams, 4:28.64
1989 Kathy Kane, Plattsburgh St., 4:36.39
1990 Nancy Dare, Wis.-Oshkosh, 4:29.57
1991 Laura Horejs, Wis.-Oshkosh, 4:29.83

1992 Laura Horejs, Wis.-Oshkosh, 4:34.04
1993 Kelly Wilder, Kenyon, 4:37.65
1994 Tracy Wartman, Moravian, 4:35.31
1995 Amy Doucette, Alma, 4:34.37
1996 Heidi Swarts, Cortland St., 4:35.59

1997 Melissa Todd, Carthage, 4:34.69
1998 Jayna Mathieu, St. Olaf, 4:34.83
1999 Jayna Mathieu, St. Olaf, 4:30.55
2000 Heather Stone, Sewanee, 4:27.40
2001 Nicole Cueno, Grinnell, 4:35.52

2002 Missy Buttry, Wartburg, 4:30.87
2003 Missy Buttry, Wartburg, 4:20.86

3,000-METER STEEPLECHASE
2002 Sarah Byrd, Emory, 10:43.29
2003 Jenn Campbell, Williams, 10:33.67

5,000-METER RUN
1982 Colleen Casey, TCNJ, 16:47.00
1983 Tori Neubauer, Wis.-La Crosse, 16:12.25
1984 Tori Neubauer, Wis.-La Crosse, 16:45.90
1985 Julia Kirtland, Macalester, 16:57.01
1986 Julia Kirtland, Macalester, 16:46.27

1987 Julia Kirtland, Macalester, 16:42.22
1988 Meg White, Smith, 17:13.11
1989 Anna Prineas, Carleton, 16:50.74
1990 Gretchen Farkas, St. Thomas (Minn.), 16:43.96
1991 Vicki Mitchell, Cortland St., 17:02.78

1992 Rebecca Kopchik, Occidental, 17:57.46
1993 Brenda Ramsey, Manchester, 17:17.56
1994 Kelly Copps, St. Thomas (Minn.), 17:04.73
1995 Michelle LaFleur, Cortland St., 17:27.83
1996 Darcy Storin, Bowdoin, 17:20.70

1997 Turena Johnson, Luther, 17:08.54
1998 Emily Richard, Washington (Mo.), 17:31.12
1999 Noel Whitall, TCNJ, 17:02.17
2000 Rhaina Echols, Chicago, 16:28.70
2001 Mary Proulx, Keene St., 17:06.40

2002 Mary Proulx, Keene St., 16:50.52
2003 Missy Buttry, Wartburg, 15:51.23

10,000-METER RUN
1982 Colleen Casey, TCNJ, 34:42.5
1983 Debra Thometz, St. Thomas (Minn.), 33:50.32
1984 Tori Neubauer, Wis.-La Crosse, 34:36.60
1985 Linda Van Housen, Notre Dame (Cal.), 35:56.75
1986 Julia Kirtland, Macalester, 34:52.87

1987 Julia Kirtland, Macalester, 35:08.33
1988 Meg White, Smith, 35:19.34
1989 Anna Prineas, Carleton, 35:17.0
1990 Gretchen Farkas, St. Thomas (Minn.), 34:42.80
1991 Vicki Mitchell, Cortland St., 36:01.41

1992 Carolyn Lowe, Carnegie Mellon, 35:49.06
1993 Kelly Copps, St. Thomas (Minn.), 36:19.08
1994 Kelly Copps, St. Thomas (Minn.), 35:32.74
1995 Kelly Copps, St. Thomas (Minn.), 35:37.94
1996 Turena Johnson, Luther, 36:07.61

1997 Turena Johnson, Luther, 35:46.22
1998 Michelle Franklin, Cortland St., 36:01.11
1999 Cheryl Smith, Cortland St., 35:47.74
2000 Barbara Swallow, Springfield, 35:09.59
2001 Casey Smith, Roanoke, 35:05.63

2002 Mary Proulx, Keene St., 34:46.86
2003 Mary Proulx, Keene St., 34:08.59

100-METER HIGH HURDLES
1982 Karen Peterson, Wheaton (Ill.), 14.57w
1983 Valerie Thompson, Alfred, 14.38
1984 Margo Edwards, Redlands, 14.34
1985 Margo Edwards, Redlands, 14.24
1986 Lori Sears, Central (Iowa), 14.42

1987 Winsome Foderingham, Albany (N.Y.), 14.61
1988 Deborah Wells, Fitchburg St., 14.42
1989 Ophelia Johnson, North Central (Ill.), 14.15
1990 Sheila Ballado, Case Reserve, 14.26
1991 Tracey Miller, Mount Union, 14.59

1992 Jennifer Green, Baldwin-Wallace, 14.39
1993 Jennifer Green, Baldwin-Wallace, 14.01
1994 Rona Henderson, Rowan, 13.9
1995 Amy Petersime, Manchester, 14.24
1996 Bridget Cochran, Chris. Newport, 14.25

1997 Bridget Cochran, Chris. Newport, 13.93
1998 Bridget Cochran, Chris. Newport, 13.60
1999 Rhondale Jones, Lincoln (Pa.), 13.88
2000 Rhondale Jones, Lincoln (Pa.), 13.92
2001 Rhondale Jones, Lincoln (Pa.), 14.36

2002 Paulette Baldwin, Lehman, 14.25
2003 Paulette Baldwin, Lehman, 14.43

400-METER INTERMEDIATE HURDLES
1982 Stephanie Vega, Brooklyn, 1:02.05
1983 Natalie Jordan, Wm. Paterson, 1:01.48
1984 Lori Sears, Central (Iowa), 1:02.19
1985 Andrea Spaulding, Cortland St., 1:00.43
1986 Ann Brissett, Mass.-Boston, 1:00.70

1987 Andrea Spaulding, Cortland St., 1:01.24
1988 Carolyn Ross, Augsburg, 59.65
1989 Carolyn Ross, Augsburg, 58.99
1990 Trish Tinucci, St. Thomas (Minn.), 1:01.64
1991 Trish Tinucci, St. Thomas (Minn.), 1:00.63

1992 Pam Leffler, Brockport St., 1:00.42
1993 Luanne Bruss, Wis.-La Crosse, 1:01.80
1994 Patsy Cargill, North Central (Ill.), 1:01.06
1995 Angie Riniker, Wis.-La Crosse, 1:00.68
1996 Holly Breaker, Calvin, 1:01.56

1997 Karen LaMora, St. Lawrence, 1:00.68
1998 Jenita Harris, Chris. Newport, 1:01.27
1999 Sandra Helquist, Carleton, 1:01.05
2000 Zanora Berry, Lincoln (Pa.), 59.49
2001 Amber Larsen, Linfield, 59.16

2002 Jessica Jensen, Buena Vista, 1:00.11
2003 Tierra Hicks, Montclair St., 59.22

400-METER RELAY
1982 Central (Iowa) (Lisa Broek, Nancy Cisar, Paula Casey, Marcie Thurn), 47.43
1983 Central (Iowa) (Lisa Broek, Nancy Cisar, Marti Haan, Marcie Thurn), 47.71
1984 TCNJ (Judy Hunt, Helen Duffield, Margaret Brent, Sandra Humphrey), 48.43
1985 Southern-New Or. (Angeline Darensbourg, Lisa Trask, Shelly Jackson, Zina Age), 47.14
1986 Frostburg St. (Tania Brown, Susan Terrell, Diane Watson, Vicki Proctor), 47.43

1987 Chris. Newport (Michelle Dickens, Sandy Shelton, Sheila Trice, Lisa Dillard), 46.44
1988 Chris. Newport (Sheila Trice, Sandy Shelton, Anita Burley, Tynesia Alston), 46.84
1989 Chris. Newport (Sheila Trice, Anita Burley, Jennifer Martin, Patina Walton), 47.57
1990 Wis.-Oshkosh (Patty Boehler, Dena Beckman, Donna Prielipp, Sherry Schulte), 48.22
1991 Lincoln (Pa.) (Alondra Woodard, Indira Acker, Jackie Pigford, Annette Gray), 47.88

1992 Chris. Newport (Cynthia Bryant, Vandisa Wilder, Dominique McLaughlin, Jennifer Martin), 46.78
1993 Calvin (Patsy Orkar, Angela Feinauer, Kathy Haddox, Shawn Farmer), 47.68
1994 Chris. Newport (Sonia Archer, KayStyle Madden, Dominique McLaughlin, Vandisha Wilder), 47.01
1995 Chris. Newport (KayStyle Madden, Sonia Archer, Dominique McLaughlin, Vandisha Wilder), 47.32
1996 Lincoln (Pa.) (Shawna Hardy, Courtney Washington, Rachel Cunningham, Kia Savage), 46.93
1997 St. Thomas (Minn.) (Celeste Campo, Megan Pfeiffer, Emily Haley, Andrea Budig), 47.33
1998 Chris. Newport (Meshailay Robinson, Bridget Cochran, Denita Eason, Leema Madden), 46.20
1999 Lincoln (Pa.) (Tyra Kirkland, Jalima Levine, Mea Williams, Rhondale Jones), 46.23
2000 Lincoln (Pa.) (Mea Williams, Chisa Perry, Carla Cunningham, Rhondale Jones), 46.87
2001 Wheaton (Mass.) (Shimera Daniels, Kim Jones, Tenille Johnson, Amber James), 46.60

2002 McMurry (Crystal Early, Kelly Brown, Talila Harlmon, Talitha Belcher), 46.87
2003 Carthage (Caretha Carroll, Sheana Grigsby, Latrice Powell, Muffy Israel), 46.55

1,600-METER RELAY
1982 Frostburg St. (Gail Glave, Pam Phillips, Val Pearce, Melissa Hill), 3:50.53
1983 Fitchburg St. (Colleen Mason, Dierdre Donovan, Porchia Brissett, Melanie Stone), 3:50.13
1984 TCNJ (Tanya Anderson, Judy Hunt, Melissa Wenczel, Sandra Humphrey), 3:53.92
1985 Mass.-Boston (Sonji Larts, Genesia Eddins, Kelly Rainey, Murtonda Durant), 3:45.26
1986 Mass.-Boston (Murtonda Durant, Ann Brissett, Sonji Larts, Genesia Eddins), 3:42.67

1987 Mass.-Boston (Murtonda Durant, Genesia Eddins, Patsy Booker, Sonji Larts), 3:44.58
1988 Mass.-Boston (Sonji Larts, Jackie James, Murtonda Durant, Genesia Eddins), 3:40.76
1989 Wis.-La Crosse (Shawn Gremban, May Mannes, Sharron Owens, Natalie Wichgers), 3:50.99
1990 Simpson (Rhesa Ashbacher, Audrey Everson, Kelli Sheda, Lisa Simpson), 3:47.34
1991 Occidental (Marshairi Dunn, Shannon Haack, Benti Allen, Jacqui Dent), 3:48.38

1992 Chris. Newport (Candress Mitchell, Cusetta Corridon, Carey Foor, Vandisa Wilder), 3:49.53
1993 Lincoln (Pa.) (Shawna Hardy, Courtney Washington, Indira Acker, Narissa Crosson), 3:52.82
1994 Calvin (Holly Breuker, Melissa Dykstra, Shawn Farmer, Kathy Haddox), 3:48.91
1995 Mount Union (Dawn Shorts, Jennifer Gatto, Tammy Dougherty, Heather O'Shea), 3:55.82
1996 Lincoln (Pa.) (Shawna Hardy, Courtney Washington, Rachel Cunningham, Kia Savage), 3:51.98

1997 Wis.-La Crosse (Jenny Porter, Hilde deBoer, Shamaine Martin, Lace VanZeeland), 3:48.99
1998 Wheaton (Mass.) (Angela Mullins, Amy Swanson, Colleen Myrie, Deshawnda Williams), 3:44.27
1999 Calvin (Kristi VanWoerkom, Sara Veltkamp, Lindsay Mulder, Megan Pierce), 3:47.24
2000 Calvin (Mindy Worst, Sara Veltkamp, Lindsay Mulder, Megan Pierce), 3:44.61
2001 Calvin (Mindy Worst, Sara Veltkamp, Lindsay Mulder, Megan Pierce), 3:43.24

2002 Wheaton (Mass.) (Tessa Donoghue, Niara Woods, Noreen Kordzeil, Amber James), 3:44.48
2003 Wheaton (Mass.) (Tessa Donoghue, Vernick Smith, Jana Bromell, Amber James), 3:43.32

HIGH JUMP
1982 Yolanda Gibson, Brooklyn, 1.76 (5-9 1/4)
1983 Glynis Payne, Carthage, 1.73 (5-8)
1984 Michelle Reidi, Wis.-Stevens Point, 5-8
1985 Monica Scott, Heidelberg, 5-8
1986 Michelle Reidi, Wis.-Stevens Point, 1.78 (5-10)

1987 Therese Reagan, Salem St., 1.68 (5-6)
1988 Therese Reagan, Salem St., 1.74 (5-8 1/2)
1989 Kim Oden, Neb. Wesleyan, 1.71 (5-7 1/4)
1990 Kim Oden, Neb. Wesleyan, 1.79 (5-10 1/2)
1991 Kim Oden, Neb. Wesleyan, 1.76 (5-9 1/4)

1992 Kim Oden, Neb. Wesleyan, 1.80 (5-10 3/4)
1993 Melissa Mueller, Wis.-Oshkosh, 1.76 (5-9 1/4)
1994 Jenny Fields, Anderson (Ind.), 1.71 (5-7 1/4)
1995 Arlene Meinholz, Wis.-Eau Claire, 1.73 (5-8)
1996 Teresa Breyfogle, Buena Vista, 1.71 (5-7 1/4)

1997 Nicki Frank, Ill. Wesleyan, 1.66 (5-5 1/4)
1998 Maria Megnin, Hartwick, 1.71 (5-7 1/4)
1999 Kristy Laramee, Middlebury, 1.81 (5-11 1/4)
2000 Beth Castagno, Wheaton (Mass.), 1.77 (5-9 3/4)
2001 Kristy Laramee, Middlebury, 1.77 (5-9 3/4)

2002 Beth Grzybowski, John Carroll, 1.72 (5-7 3/4)
2003 Kim Deprez, Geneseo St., 1.67 (5-5 3/4)

POLE VAULT
2000 Laura Rosenberger, East. Mennonite, 3.65 (11-11 3/4)
2001 Laura Rosenberger, East. Mennonite, 3.66 (12-0)
2002 Kelly Bowen, Neb. Wesleyan, 3.82 (12-6 1/4)
2003 Kim Marino, Richard Stockton, 4.01 (13-1 3/4)

LONG JUMP
1982 Marcie Thurn, Central (Iowa), 5.58 (18-3 3/4)
1983 Pauline Henry, Cornell College, 5.86 (19-2 3/4)
1984 Lori Sears, Central (Iowa), 18-4 1/2
1985 Tracey Ann Armstead, Cortland St., 19-2 1/4
1986 Kim Huey, Wheaton (Ill.), 5.83 (19-1 1/2)
1987 Lisa Dillard, Chris. Newport, 5.96 (19-6 3/4)
1988 Sandy Shelton, Chris. Newport, 5.84 (19-2)
1989 Ann Fink, Wis.-Oshkosh, 5.85 (19-2 1/2)
1990 Sarah Lenchner, Stony Brook, 5.69 (18-8)
1991 Sandy Shelton, Chris. Newport, 5.78 (18-11 3/4)
1992 Jennifer Martin, Chris. Newport, 5.97 (19-7)
1993 Angela Feinauer, Calvin, 6.07 (19-11)
1994 Julie Goodwin, Salem St., 5.67 (18-7 1/4)
1995 Renee Sprowl, UC San Diego, 5.72 (18-9 1/4)
1996 Myra Simpson, Mary Washington, 5.60 (18-4 1/2)
1997 Stacey Williams, La Verne, 5.83 (19-1 1/2)
1998 Melanie Uhl, Buena Vista, 5.82 (19-1 1/4)
1999 Pristina Jones, North Central (Ill.), 5.83 (19-1 1/2)
2000 Casey Taylor, Chris. Newport, 5.92 (19-5 1/4)
2001 Lindsay Mulder, Calvin, 6.12 (20-1)
2002 Tessa Donoghue, Wheaton (Mass.), 5.89w (19-4)
2003 Darcell Edwards, McMurry, 6.09 (19-11 3/4)

TRIPLE JUMP
1984 Pauline Henry, Cornell College, 11.89 (39-0 1/4)
1985 Peggy Evans, Juniata, 37-0 1/2
1986 Karen Grant, Methodist, 12.35 (40-6 1/4)
1987 Karen Grant, Methodist, 12.51 (41-0 1/2)
1988 Glen-Marie David, CCNY, 11.89 (39-0 1/4)
1989 Vera Stenhouse, Tufts, 12.23 (40-1 1/2)
1990 Vera Stenhouse, Tufts, 12.12 (39-9 1/4)
1991 Vera Stenhouse, Tufts, 12.14 (39-10)
1992 Eleena Zhelezov, Brandeis, 12.32 (40-5)
1993 Eleena Zhelezov, Brandeis, 12.01 (39-5)
1994 Eleena Zhelezov, Brandeis, 12.35 (40-6 1/4)
1995 Eleena Zhelezov, Brandeis, 12.29 (40-4)
1996 Monique Hacker, Binghamton, 12.23 (40-1 1/2)
1997 Monique Hacker, Binghamton, 12.41 (40-8 3/4)
1998 Monique Hacker, Binghamton, 12.66 (41-6 1/2)
1999 Jill Kincaid, Wis.-Oshkosh, 12.01 (39-5)
2000 Nicole Campbell, Amherst, 12.26 (40-2 3/4)
2001 Darcell Edwards, McMurry, 12.57 (41-3)
2002 Darcell Edwards, McMurry, 12.57w (41-3)
2003 Darcell Edwards, McMurry, 12.82 (42-0 3/4)

SHOT PUT
1982 Brenda Malone, Simpson, 12.81 (42-0 1/2)
1983 Cindy Lensmire, Wis.-La Crosse, 14.66 (48-1 1/4)
1984 Lauren Andrews, Brandeis, 14.93 (48-11 3/4)
1985 Donna Oedsma, Wis.-La Crosse, 46-7 3/4
1986 Claudia Stanley, Chris. Newport, 14.72 (48-3 1/2)
1987 Melanie Herrera, Augsburg, 14.44 (47-4 1/2)
1988 Melanie Herrera, Augsburg, 15.25 (50-0 1/2)
1989 Shannon Quigley, UC San Diego, 13.77 (45-2 1/4)
1990 Stephanie Bostwick, Wis.-Oshkosh, 14.35 (47-1)
1991 Stephanie Bostwick, Wis.-Oshkosh, 14.37 (47-1 3/4)
1992 Stephanie Bostwick, Wis.-Oshkosh, 13.92 (45-8)
1993 Jessie Coonen, Wis.-La Crosse, 13.96 (45-9 3/4)
1994 Arlene Truss, William Penn, 14.00 (45-11 1/4)
1995 Kim Dankemeyer, Wis.-La Crosse, 13.32 (43-8 1/2)
1996 Kim Kiner, Loras, 13.65 (44-9 1/2)
1997 Melissa Oleson, Wis.-Oshkosh, 13.80 (45-3 1/2)
1998 Amanda Salb, Mount Holyoke, 13.70 (44-11 1/2)
1999 Amanda Salb, Mount Holyoke, 14.45 (47-5)
2000 Rebecca Brooks, Williams, 14.51 (47-7 1/4)
2001 Healy Thompson, Williams, 14.81 (48-7 1/4)
2002 Nacole Moore, Montclair St., 14.86 (48-9)
2003 Healy Thompson, Williams, 15.18 (49-9 3/4)

DISCUS THROW
1982 Julie Bredenbeck, Ohio Wesleyan, 42.54 (139-7)
1983 Cindy Lensmire, Wis.-La Crosse, 49.90 (163-8)
1984 Cindy Lensmire, Wis.-La Crosse, 161-1
1985 Veronika Platzer, Grinnell, 142-5
1986 Veronika Platzer, Grinnell, 45.34 (148-9)
1987 Veronika Platzer, Grinnell, 45.34 (148-9)
1988 Cassandra Dumas, Redlands, 45.98 (150-10)
1989 Shannon Quigley, UC San Diego, 44.70 (146-8)
1990 Kristin Kuehl, Concordia-M'head, 48.46 (159-0)
1991 Kristin Kuehl, Concordia-M'head, 51.04 (167-5)
1992 Kristin Kuehl, Concordia-M'head, 55.02 (180-6)
1993 Cheryl Janowitz, Wis.-Eau Claire, 44.46 (145-10)
1994 Lisa Marshall, Wis.-Eau Claire, 46.08 (151-2)
1995 Lisa Marshall, Wis.-Eau Claire, 49.36 (161-11)
1996 Jen Pontius, Wis.-River Falls, 44.98 (147-7)
1997 Tami Lupton, Defiance, 44.68 (146-7)
1998 Patti Franckowiak, Wis.-La Crosse, 47.38 (155-5)
1999 Tabitha Fendrick, Wis.-Whitewater, 45.44 (149-1)
2000 Claire DeChant, Baldwin-Wallace, 47.78 (156-9)
2001 Kathy Darling, Rowan, 47.62 (156-3)
2002 Jenney Luer, Wis.-Stout, 48.79 (160-1)
2003 Kathy Darling, Johns Hopkins, 48.30 (158-5)

HAMMER THROW
1994 Claudine Rice, Westfield St., 51.64 (169-5)
1995 Kiyomi Parish, Pomona-Pitzer, 51.46 (168-10)
1996 Kiyomi Parish, Pomona-Pitzer, 56.66 (185-11)
1997 Kiyomi Parish, Pomona-Pitzer, 57.14 (187-5)
1998 Larissa Godkin, Redlands, 50.62 (166-1)
1999 Beth Shope, Geneseo St., 52.76 (173-1)
2000 Leah Merrell, Eastern Ore., 53.44 (175-4)
2001 Danielle LeSure, Emory, 51.46 (168-10)
2002 Danielle LeSure, Emory, 52.50 (172-3)
2003 Deena Heins, Wis.-Oshkosh, 57.43 (188-5)

JAVELIN THROW
1982 Jill Watts, TCNJ, 45.00 (147-8)
1983 Jean Wohlegemuth, Montclair St., 46.02 (151-0)
1984 Jodi Smiley, Wis.-La Crosse, 51.94 (170-5)
1985 Emma Painter, Rowan, 150-4
1986 Maurine Robison, Cal St. Stanislaus, 46.46 (152-5)
1987 Leslie Johnson, Lewis & Clark, 44.34 (145-6)
1988 Janis Raatz, Macalester, 48.18 (158-1)
1989 Tricia Wright, La Verne, 47.14 (154-8)
1990 Tricia Wright, La Verne, 45.64 (149-9)
1991 Carrie Gorton, Brockport St., 45.58 (149-6)
1992 Sylke Knuppel, Johns Hopkins, 49.44 (162-2)
1993 Sylke Knuppel, Johns Hopkins, 48.20 (158-2)
1994 Renee Erickson, Concordia-M'head, 44.42 (145-9)
1995 Renee Erickson, Concordia-M'head, 45.10 (147-11)
1996 Renee Erickson, Concordia-M'head, 46.02 (151-0)
1997 Jaimee Heffner, Wash. & Jeff., 44.12 (144-9)
1998 Janee Shaner, Susquehanna, 41.94 (137-7)
1999 Sara Groshek, Wis.-Stevens Point, 44.28 (145-3)
2000 Kathy Darling, Rowan, 44.70 (146-8)
2001 Dia Dohlman, Wartburg, 46.38 (152-2)
2002 Christina Scherwin, Moravian, 51.69 (169-7)
2003 Christina Scherwin, Moravian, 55.34 (181-7)

HEPTATHLON
1982 Gail Glave, Frostburg St., 4,676
1983 Deanne Malvino, Sonoma St., 4,955
1984 Shawn Lawson, Occidental, 4,810
1985 Renee Schmitt, Rochester, 4,535
1986 Shawn Lawson, Occidental, 4,773
1987 Carlene Willkom, Wis.-Stevens Point, 4,790
1988 Sonja Ming, Baldwin-Wallace, 4,776
1989 Glenda Mitchell, Occidental, 4,801
1990 Kim Oden, Neb. Wesleyan, 5,136
1991 Kim Oden, Neb. Wesleyan, 4,874
1992 Kim Oden, Neb. Wesleyan, 5,320
1993 Anna Maly, Merchant Marine, 4,737
1994 Kim Wallace, Augustana (Ill.), 4,715
1995 Leslie Kindling, Case Reserve, 4,577
1996 Elke Aun, Worcester St., 4,765
1997 Cynthia Pomerleau, Colby, 4,878
1998 Heather O'Brien, Colorado Col., 4,704
1999 Heather Pancake, Wheaton (Ill.), 4,930
2000 Heather Pancake, Wheaton (Ill.), 4,828
2001 Mandy Rival, Trinity (Conn.), 4,603
2002 Katie Meyer, Loras, 4,901
2003 Annie Vanderlaan, Calvin, 4,852

Discontinued Events

3,000-METER RUN
1982 Cynthia Sturm, Westfield St., 9:56.70
1983 Tori Neubauer, Wis.-La Crosse, 9:27.44
1984 Diane Weeder, Mass.-Dartmouth, 9:46.31
1985 Gwynn Hardesty, Claremont-M-S, 9:42.46
1986 Gwynn Hardesty, Smith, 9:38.86
1987 Virginia Zaleski, TCNJ, 9:37.87
1988 Nancy Benson, Tufts, 9:41.46
1989 Michele Trimble, Occidental, 9:54.92
1990 Vicki Mitchell, Cortland St., 9:39.35
1991 Michelle LaFleur, Cortland St., 9:48.54
1992 Tammie Miller, Cortland St., 9:54.90
1993 Tammie Miller, Cortland St., 9:56.42
1994 Tammie Miller, Cortland St., 9:55.44
1995 Darcy Storin, Bowdoin, 9:56.74
1996 Heidi Swarts, Cortland St., 9:51.68
1997 Betsy Haverkamp, Calvin, 9:57.62
1998 Michelle Franklin, Cortland St., 10:00.85
1999 Marni Lynn, Carroll (Wis.), 9:48.84
2000 Rhaina Echols, Chicago, 9:39.02
2001 Mary Proulx, Keene St., 9:43.46

Top Five Team Finishes

Team	1st	2nd	3rd	4th	5th	Best Finish (Year[s])
Augsburg	0	0	0	1	1	4th (1988)
Brandeis	0	0	1	0	1	3rd (1992)
Buena Vista	0	0	0	0	1	5th (1998)
UC San Diego	0	0	1	1	0	3rd (1990)
Calvin	0	1	1	2	1	2nd (2001)
Central (Iowa)	1	1	0	1	0	1st (1982)
Chris. Newport	6	1	1	2	2	1st (1987-88-89-92-94-98)
Cortland St.	1	2	1	2	2	1st (1985)
Fisk	0	0	1	0	0	3rd (1982)
Fitchburg St.	0	0	0	0	2	5th (1982-84)
Frostburg St.	0	1	0	0	0	2nd (1982)
Lehman	0	1	0	0	0	2nd (2003)
Lincoln (Pa.)	3	1	1	0	2	1st (1993-99-2000)
Loras	0	0	0	0	1	5th (1998)
Luther	0	0	0	1	0	4th (1997)

Team	1st	2nd	3rd	4th	5th	Best Finish (Year[s])
Macalester	0	0	0	2	0	4th (1986-87)
Mass.-Boston	1	2	0	0	1	1st (1986)
McMurry	0	1	0	1	0	2nd (2002)
Neb. Wesleyan	0	0	0	0	1	5th (1997)
TCNJ	0	0	0	1	0	4th (1982)
North Central (Ill.)	0	0	1	0	0	3rd (1997)
Occidental	0	0	3	2	0	3rd (1984-89-91)
Pacific Lutheran	0	0	1	0	0	3rd (1999)
St. Thomas (Minn.)	0	2	2	2	2	2nd (1983-95)
Smith	0	0	0	1	0	4th (1988)
Southern-New Or.	0	1	0	0	0	2nd (1985)
Tufts	0	0	0	2	0	4th (1990-91)
Wheaton (Mass.)	3	2	1	0	0	1st (2001-02-03)
Williams	0	0	1	0	1	3rd (2002)
Wis.-La Crosse	2	3	4	3	0	1st (1983-84)
Wis.-Oshkosh	5	4	3	0	1	1st (1990-91-95 96-97)
Wis.-Whitewater	0	0	0	1	0	4th (2000)
Wooster	0	0	0	0	1	5th (1983)

All-Time Team Results

1982: 1. Central (Iowa), 151; 2. Frostburg St., 96; 3. Fisk, 88; 4. TCNJ, 80; 5. Fitchburg St., 66; 6. Wis.-Stevens Point, 62½; 7. Wheaton (Ill.), 53; 8. York (N.Y.), 48; 9. Ohio Wesleyan, 44; 10. Westfield St., 37; 11. Mass.-Dartmouth, 35; 12. (tie) Brooklyn and Hunter, 32; 14. Southern-New Or., 28; 15. (tie) Occidental and Queens (N.Y.), 27; 17. (tie) Augustana (Ill.), Cal St. Stanislaus, Claremont-M-S and Sonoma St., 24; 21. North Central (Ill.), 22; 22. (tie) Bowdoin and Millikin, 20; 24. Allegheny, 19; 25. Jamestown, 18½; 26. Colby, 18; 27. (tie) Catholic and Simpson, 15; 29. (tie) Benedictine (Ill.) and Wartburg, 12; 31. Middlebury, 10; 32. Illinois Col., 9; 33. CCNY, 8; 34. Messiah, 7; 35. (tie) Brockport St., Cornell College, Eureka and Pomona-Pitzer, 6; 39. Union (N.Y.), 4.

1983: 1. Wis.-La Crosse, 156; 2. St. Thomas (Minn.), 126; 3. Cortland St., 92½; 4. Central (Iowa), 70; 5. Wooster, 58; 6. Fitchburg St., 48; 7. Montclair St., 45; 8. (tie) Occidental and Wm. Paterson, 39; 10. Mass.-Dartmouth, 33½; 11. Ohio Wesleyan, 29½; 12. TCNJ, 29; 13. Cornell College, 26½; 14. (tie) Chris. Newport and Neb. Wesleyan, 26; 16. Sonoma St., 25; 17. Fisk, 24½; 18. (tie) Concordia-M'head and Tufts, 24; 20. Messiah, 23; 21. Grinnell, 22; 22. Wartburg, 21; 23. Wis.-Stevens Point, 20; 24. Rochester, 19½; 25. (tie) Eastern Conn. St. and Frostburg St., 19; 27. (tie) Brandeis and Macalester, 18; 29. Salve Regina, 17; 30. (tie) Alfred and Carthage, 15; 32. Kenyon, 14; 33. (tie) Bridgewater St. and Chicago, 13; 35. North Central (Ill.), 11½; 36. (tie) Bowdoin, Colby and Mary Washington, 11; 39. (tie) Allegheny, Augustana (Ill.) and Wittenberg, 10; 42. Ithaca, 9½; 43. (tie) Cal St. Stanislaus, Calvin, Heidelberg and Rowan, 9; 47. (tie) Frank. & Marsh., Middlebury and Redlands, 8; 50. St. Olaf, 7½; 51. (tie) Caltech, Carroll (Wis.), Luther, Millikin and Smith, 7; 56. (tie) CCNY, Hunter, Pomona-Pitzer, Rochester Inst., Salem St. and Wis.-Whitewater, 6; 62. (tie) Hartwick and Simpson, 4; 64. (tie) Bates, Mount Union, Oberlin, Stony Brook, Wis.-River Falls and Wis.-Stout, 3; 70. (tie) Catholic, Trinity (Conn.), Westfield St. and Wheaton (Ill.), 2; 74. Southern-New Or., 1½; 75. Lawrence, 1.

1984: 1. Wis.-La Crosse, 185½; 2. Central (Iowa), 102; 3. Occidental, 91; 4. Cortland St., 79; 5. Fitchburg St., 64; 6. Redlands, 57; 7. TCNJ, 49; 8. Frostburg St., 48; 9. Pomona-Pitzer, 44; 10. Concordia-M'head, 43; 11. (tie) Ithaca and Mass.-Dartmouth, 41; 13. Southern-New Or., 39; 14. Wesleyan (Conn.), 33; 15. Wis.-Stevens Point, 30; 16. Ohio Wesleyan, 29; 17. Wis.-River Falls, 24; 18. (tie) Claremont-M-S and Eastern Conn. St., 22; 20. Kenyon, 21; 21. (tie) Cornell College and Macalester, 20; 23. (tie) Fisk, St. Thomas (Minn.) and Wis.-Stout, 18; 26. Stony Brook, 16; 27. (tie) Brandeis, Messiah and Salve Regina, 15; 30. (tie) Augustana (Ill.) and Rochester, 14; 32. (tie) Hartwick and Heidelberg, 13; 34. (tie) Bridgewater St., Carthage, Frank. & Marsh. and Rowan, 12; 38. (tie) Binghamton and Salem St., 11; 40. St. Norbert, 10½; 41. (tie) Alfred, Bowdoin, Brockport St., Chicago, Neb. Wesleyan, North Central (Ill.) and Wis.-Whitewater, 10; 48. (tie) Juniata, Rochester Inst. and St. Olaf, 9; 51. Carleton, 8; 52. (tie) Chris. Newport, Dubuque, Mass.-Boston, Middlebury, Mount Union and Wartburg, 7; 58. (tie) Millikin and Wis.-Oshkosh, 6; 60. Geneseo St., 5; 61. (tie) Albion, Bethel (Minn.), CCNY and Mary Washington, 3; 65. (tie) Calvin, Emory and Swarthmore, 2; 68. (tie) Bates, UC San Diego, Cal St. Stanislaus, Hunter, Tufts and Wheaton (Ill.), 1.

1985: 1. Cortland St., 62; 2. Southern-New Or., 61; 3. Wis.-La Crosse, 50; 4. St. Thomas (Minn.), 48; 5. Mass.-Boston, 39; 6. Occidental, 36½; 7. Frostburg St., 30; 8. Redlands, 28; 9. (tie) Grinnell and Pomona-Pitzer, 18; 11. Notre Dame (Cal.), 17; 12. Chris. Newport, 16; 13. Heidelberg, 15; 14. (tie) Alma and Cal St. Stanislaus, 13; 16. Rochester, 12; 17. Dickinson, 11; 18. (tie) Claremont-M-S, Juniata, Macalester, Rowan, Salve Regina and Wis.-Stevens Point, 10; 24. (tie) Colby and Wis.-Whitewater, 9; 26. (tie) Concordia-M'head, Eastern Conn. St., Fisk, Hartwick and William Penn, 8; 31. (tie) Bridgewater St., Fitchburg St. and Mass.-Dartmouth, 7; 34. (tie) CCNY, Fredonia St., Middlebury, Neb. Wesleyan, TCNJ and Salem St., 6; 40. (tie) Berea, Carroll (Wis.), Ithaca, North Central (Ill.) and Wis.-Platteville, 5; 45. (tie) Hamline and Stony Brook, 4; 47. Ohio Wesleyan, 3½; 48. (tie) Albion, Binghamton, Cornell College, Wheaton (Ill.), Willamette and Wis.-Stout, 3; 54. (tie) Albany (N.Y.), Augsburg, Augustana (Ill.), Bowdoin, Frank. & Marsh., Kenyon, Luther, St. Catherine and Tufts, 2; 63. (tie) Emory, Muskingum, Rochester Inst. and Wis.-River Falls, 1.

1986: 1. Mass.-Boston, 52; 2. Wis.-La Crosse, 49½; 3. St. Thomas (Minn.), 48; 4. (tie) Macalester and Occidental, 34; 6. (tie) Frostburg St. and Southern-New Or., 30; 8. Pomona-Pitzer, 26; 9. (tie) CCNY and Wheaton (Ill.), 22; 11. Methodist, 18; 12. Rochester, 17; 13. (tie) Stony Brook and Wis.-Stevens Point, 16; 15. (tie) Concordia-M'head, Dickinson and Fitchburg St., 14; 18. Grinnell, 13; 19. (tie) Augsburg and TCNJ, 12; 21. (tie) Albany (N.Y.) and Chris. Newport, 11; 23. (tie) Cal St. Stanislaus, Central (Iowa), Rochester Inst., Smith and Willamette, 10; 28. (tie) Cortland St., Frank. & Marsh. and Wis.-Stout, 9; 31. (tie) Binghamton, Bridgewater St. and Middlebury, 8; 34. (tie) Allegheny, Buffalo, Fisk and Gallaudet, 7; 38. (tie) Hamilton, Mass.-Dartmouth and Neb. Wesleyan, 6; 41. (tie) Brandeis, Heidelberg, Muskingum and Redlands, 5; 45. (tie) Fredonia St., Ithaca and Wis.-Whitewater, 4; 48. (tie) Carroll (Wis.), Montclair St., Rhode Island Col. and Williams, 3; 52. (tie) Adrian, Brockport St. and Salem St., 2½; 55. (tie) Baldwin-Wallace, Bethel (Minn.), Claremont-M-S, Cornell College, Hamline and William Penn, 2; 61. (tie) Tufts and Wooster, 1.

1987: 1. Chris. Newport, 80; 2. Mass.-Boston, 58; 3. Wis.-La Crosse, 38; 4. Macalester, 33; 5. Augsburg, 32; 6. Albany (N.Y.), 26; 7. Notre Dame (Cal.), 24; 8. Methodist, 23; 9. (tie) Fitchburg St., Frostburg St. and Wis.-Stevens Point, 22; 12. St. Thomas (Minn.), 21; 13. Wis.-Oshkosh, 19; 14. Lewis & Clark, 18; 15. Occidental, 16; 16. Grinnell, 15; 17. TCNJ, 13; 18. (tie) Concordia-M'head and Cortland St., 12; 20. (tie) Bethel (Minn.) and North Central (Ill.), 10; 22. (tie) Salem St. and William Penn, 10; 24. (tie) Ithaca, Redlands and Wooster, 9; 27. (tie) Cal St. Stanislaus, CCNY, Rochester, St. Catherine and Willamette, 8; 32. Messiah, 7; 33. (tie) Adrian, Hope, Rust, Stony Brook, Tufts, Wesleyan (Conn.), Williams and Wis.-River Falls, 6; 41. (tie) Buffalo, Claremont-M-S, Eastern Conn. St. and North Park, 5; 45. (tie) Baldwin-Wallace, Bridgewater St., Dickinson and Pomona-Pitzer, 4; 49. (tie) Allegheny, Brandeis, Gust. Adolphus and Ursinus, 3; 53. (tie) Montclair St., Muskingum, St. Norbert, St. Olaf and Smith, 2; 58. (tie) Frank. & Marsh., Ohio Northern, Principia, Simpson and Westfield St., 1.

1988: 1. Chris. Newport, 95; 2. Mass.-Boston, 66; 3. Wis.-Oshkosh, 39; 4. (tie) Augsburg and Smith, 25; 6. (tie) St. Thomas (Minn.) and Wis.-La Crosse, 24; 8. Albany (N.Y.), 23; 9. (tie) Claremont-M-S and Tufts, 22; 11. Wooster, 21; 12. Redlands, 20; 13. Carleton, 19; 14. Lewis & Clark, 18; 15. Wis.-Stevens Point, 16; 16. (tie) Macalester and Williams, 15; 18. North Central (Ill.), 14; 19. (tie) Cal St. Stanislaus, CCNY and Fitchburg St., 12; 22. (tie) Baldwin-Wallace, Coe, Salem St., Simpson and Willamette, 10; 27. (tie) Concordia-M'head and William Penn, 9; 29. (tie) Bethel (Minn.), Cortland St., La Verne, Neb. Wesleyan, TCNJ, Wartburg and Wheaton (Ill.), 8; 36. Frostburg St., 7; 37. (tie) DePauw, Ithaca and Whitman, 6; 40. (tie) Allegheny and Occidental, 5; 42. (tie) Adrian, Colby and Wis.-Eau Claire, 4; 45. (tie) UC San Diego, Dickinson, St. Olaf and Wis.-Stout, 3; 49. (tie) Bridgewater St., Rowan, Stony Brook, Wis.-River Falls and Wis.-Whitewater, 2; 54. Plattsburgh St., 1.

1989: 1. Chris. Newport, 58; 2. Wis.-Oshkosh, 51½; 3. Occidental, 32; 4. (tie) UC San Diego and Cortland St., 31; 6. Simpson, 29; 7. St. Thomas (Minn.), 28½; 8. (tie) Neb. Wesleyan and Wis.-La Crosse, 28; 10. (tie) TCNJ and North Central (Ill.), 27; 12. (tie) Augsburg and Dickinson, 21; 14. Carleton, 20; 15. Ithaca, 16½; 16. (tie) Lewis & Clark, Mass.-Boston, Stony Brook and Williams, 16; 20. Wis.-Eau Claire, 15; 21. Methodist, 12; 22. Moravian, 11; 23. (tie) Coe, Colby, Frostburg St., La Verne, Plattsburgh St. and Tufts, 10; 29. (tie) Bowdoin, Buena Vista, Hope, St. Olaf and Ursinus, 8; 34. (tie) Rochester and Wis.-Stevens Point, 7; 36. (tie) Gust. Adolphus, Lincoln (Pa.), Muskingum and Redlands, 6; 40. Whittier, 5½; 41. (tie) Bethel (Minn.), Cal St. Stanislaus, Claremont-M-S and Emory, 5; 45. Elmhurst, 4½; 46. Baldwin-Wallace, 4; 47. North Park, 3; 48. (tie) Allegheny, Brandeis, Concordia-M'head, Ohio Wesleyan and Trinity (Conn.), 2; 53. Adrian, 1½; 54. (tie) Delaware Valley, Messiah, Rowan and Wis.-Whitewater, 1.

1990: 1. Wis.-Oshkosh, 75; 2. Cortland St., 48; 3. UC San Diego, 47; 4. Tufts, 43; 5. (tie) Chris. Newport and St. Thomas (Minn.), 40; 7. Simpson, 32; 8. Occidental, 31; 9. Neb. Wesleyan, 25; 10. TCNJ, 20; 11. (tie) Stony Brook and Wis.-La Crosse, 18; 13. (tie) Baldwin-Wallace and Williams, 17; 15. Lincoln (Pa.), 16; 16. (tie) Hamline and North Central (Ill.), 15; 18. Colby, 14; 19. (tie) Calvin and Frostburg St., 13; 21. Bethel (Minn.), 11; 22. (tie) Case Reserve, Concordia-M'head and La Verne, 10; 25. (tie) Ithaca, Rowan and Smith, 9; 28. Ohio Wesleyan, 8; 29. (tie) Alma and Wis.-Stevens Point, 7; 31. (tie) Chicago, Methodist, North Park and Susquehanna, 6; 35. (tie) Augustana (Ill.), Brandeis, Brockport St., Claremont-M-S, Heidelberg, Mary Washington, Wis.-Eau Claire and Wis.-Platteville, 5; 43. (tie) Carleton and Redlands, 4; 45. (tie) Allegheny, Buena Vista, Emory, Simmons and Ursinus, 3; 50. (tie) Central (Iowa), Haverford, Principia and St. Olaf, 1.

1991: 1. Wis.-Oshkosh, 66½; 2. Cortland St., 56; 3. Occidental, 46½; 4. Tufts, 40; 5. Lincoln (Pa.), 35; 6. UC San Diego, 28½; 7. Chris. Newport, 28; 8. Baldwin-Wallace, 27½; 9. (tie) St. Thomas (Minn.) and Wis.-La Crosse, 26; 11. Mary Washington, 24; 12. (tie) Brandeis and Neb. Wesleyan, 20; 14. Brockport St., 18; 15. TCNJ, 17; 16. Ithaca, 15; 17. Rowan, 14; 18. (tie) Alma, Carleton and Simpson, 13; 21. Concordia-M'head, 12; 22. (tie) Ohio Wesleyan and Principia, 11; 24. (tie) Allegheny and Mount Union, 10; 26. Williams, 9; 27. (tie) Redlands, Salem St. and Wis.-Stevens Point, 8; 30. (tie) Colby, North Central (Ill.) and St. Olaf, 7; 33. (tie) Bethel (Minn.), Calvin, Carnegie Mellon and Mass.-Dartmouth, 6; 37. (tie) Buena Vista, Otterbein and St. Norbert, 5; 40. (tie) Claremont-M-S, Fredonia St. and Westfield St., 4; 43. (tie) Bowdoin, Case Reserve, Heidelberg, Hope and Wis.-Eau Claire, 3; 48. (tie) Augustana (Ill.), Emory, Hunter, Johns Hopkins, Menlo and Susquehanna, 2; 54. (tie) Frostburg St., Plattsburgh St., Pomona-Pitzer, Simmons, Southern Me., Wartburg and Wis.-Whitewater, 1.

1992: 1. Chris. Newport, 61; 2. Wis.-Oshkosh, 47; 3. Brandeis, 42; 4. Occidental, 40; 5. Lincoln (Pa.), 39; 6. UC San Diego, 34; 7. Neb. Wesleyan, 33; 8. Wis.-La Crosse, 28; 9. Principia, 26; 10. Concordia-M'head, 24; 11. Brockport St., 22; 12. (tie) Carnegie Mellon and Rowan, 18; 14. Claremont-M-S, 16; 15. (tie) Montclair St. and St. Thomas (Minn.), 15; 17. (tie) St. Olaf and Wartburg, 14; 19. Baldwin-Wallace, 13½; 20. (tie) Alma and Monmouth (Ill.), 12; 22. (tie) Cortland St., Johns Hopkins and North Central (Ill.), 10; 25. (tie) Adrian and Calvin, 9; 27. (tie) Ithaca and Williams, 8; 29. Carleton, 7; 30. Tufts, 6½; 31. (tie) Gust. Adolphus, Lawrence, Mount Union, Ohio Wesleyan, Pomona-Pitzer, St. Norbert and Washington (Mo.), 6; 38. (tie) Allegheny, Kenyon, Mount Holyoke, Otterbein and Stillman, 5; 43. (tie) Bowdoin, St. Benedict, Smith and Wilmington (Ohio), 4; 47. (tie) Augustana (Ill.), Bates, Case Reserve, Colby, Hope, Merchant Marine and Wis.-Eau Claire, 3; 54. (tie) Concordia (Ill.), Simpson, Southern Me. and Wis.-Whitewater, 2; 58. (tie) Augsburg, Fredonia St. and Luther, 1; 61. Wis.-Stevens Point, ½.

1993: 1. Lincoln (Pa.), 57; 2. Wis.-La Crosse, 52; 3. Wis.-Oshkosh, 46; 4. Calvin, 41; 5. St. Thomas (Minn.), 32½; 6. Manchester, 26; 7. Simpson, 25; 8. Baldwin-Wallace, 23; 9. Wis.-Stevens Point, 21; 10. Principia, 20; 11. Alma, 17; 12. (tie) Brandeis, Chris. Newport and Wis.-Eau Claire, 16; 15. (tie) Augustana (Ill.), Kenyon, Occidental and Wis.-Whitewater, 14; 19. (tie) UC San Diego, Cortland St. and Mount Union, 12; 22. (tie) Mary Washington and Rowan, 11; 24. (tie) Johns Hopkins, La Verne, Merchant Marine and Williams, 10; 28. (tie) Concordia-M'head, Monmouth (Ill.) and Plattsburgh St., 9; 31. (tie) Neb. Wesleyan, Wash. & Lee and Wis.-Stout, 8; 34. Colby, 7; 35. (tie) Bowdoin, Carleton, Fredonia St., Hope, Moravian and St. Norbert, 6; 41. (tie) Allegheny, Juniata, Ripon, St. Benedict, St. Olaf, Stillman, Susquehanna and Tufts, 5; 49. (tie) Macalester, Southern Me., Wartburg and Widener, 4; 53. (tie) Bennett, Brockport St., Coe, Haverford and McDaniel, 3; 58. Case Reserve, 2½; 59. (tie) Geneseo St., Messiah and Ohio Northern, 2; 62. (tie) East. Mennonite, Montclair St., TCNJ, North Central (Ill.) and Trinity (Tex.), 1.

1994: 1. Chris. Newport, 73; 2. Wis.-Oshkosh, 53; 3. Calvin, 47; 4. St. Thomas (Minn.), 42; 5. Brandeis, 37; 6. Wis.-La Crosse, 34; 7. North Central (Ill.), 25; 8. Moravian, 24; 9. Colby, 22; 10. (tie) Mount Union and Rowan, 21; 12. Concordia-M'head, 20; 13. Wis.-Eau Claire, 19½; 14. Carleton, 18; 15. Westfield St., 16; 16. Cortland St., 15; 17. (tie) Augustana (Ill.) and Case Reserve, 14; 19. Geneseo St., 13; 20. Wis.-Stout, 12; 21. Gettysburg, 11; 22. Anderson (Ind.), 10½; 23. (tie) Loras, Salem St., William Penn and Wis.-Whitewater, 10; 27. Smith, 9; 28. (tie) Emory and Worcester St., 8½; 30. (tie) Baldwin-Wallace, Bowdoin, Carnegie Mellon, Pomona-Pitzer and Wartburg, 8; 35. (tie) Buena Vista, Monmouth (Ill.) and New York U., 7; 38. (tie) Fredonia St., Lincoln (Pa.) and Messiah, 6; 41. (tie) Coast Guard, Medgar Evers and Thiel, 5; 44. (tie) Millikin, Neb. Wesleyan, Redlands, Wesleyan (Conn.), Williams and Wis.-Stevens Point, 4; 50. (tie) East. Mennonite, Occidental and Salve Regina, 3; 53. (tie) Allegheny, Bates, Coe, Frank. & Marsh., Knox, McDaniel, Ohio Wesleyan, St. Olaf, Salisbury and Southern Me., 2; 63. (tie) UC San Diego, Ohio Northern, Trinity (Conn.), Tufts and Widener, 1.

1995: 1. Wis.-Oshkosh, 58; 2. St. Thomas (Minn.), 52; 3. (tie) Chris. Newport and Wis.-La Crosse, 43; 5. Cortland St., 35; 6. UC San Diego, 30; 7. Wis.-Eau Claire, 26; 8. Mount Union, 25½; 9. Lincoln (Pa.), 23; 10. Williams, 21; 11. Medgar Evers, 19; 12. (tie) Calvin and Concordia-M'head, 18; 14. Geneseo St., 17; 15. (tie) Augustana (Ill.), Brandeis and Wis.-Whitewater, 16; 18. Case Reserve, 15½; 19. (tie) Coe and Luther, 13; 21. (tie) Bowdoin and Wartburg, 12; 23. (tie) Allegheny, Alma and Tufts, 11; 26. (tie) Manchester, Pomona-Pitzer and Wis.-Stevens Point, 10; 29. Gettysburg, 9; 30. (tie) Loras, Messiah, Salisbury and Westfield St., 8; 34. (tie) Neb. Wesleyan, Ohio Northern and Thiel, 7; 37. (tie) Fitchburg St., Hiram and Ohio Wesleyan, 6; 40. (tie) Bates, Coast Guard, Colby, Colorado Col., Norwich and Wesleyan (Conn.), 5; 46. (tie) Buena Vista, Frostburg St., Hope and Washington (Mo.), 4; 50. (tie) Fredonia St., Monmouth (Ill.), Moravian, TCNJ, Occidental, Simpson and William Penn, 3; 57. (tie) Amherst, Baldwin-Wallace, Carleton, CCNY, Lycoming, Millikin, St. Olaf, Ursinus and Widener, 2; 66. (tie) Beloit, Binghamton, John Carroll, Mary Washington, Ripon, Wis.-Platteville and Wis.-River Falls, 1.

1996: 1. Wis.-Oshkosh, 69½; 2. Lincoln (Pa.), 62; 3. St. Thomas (Minn.), 47; 4. Chris. Newport, 43; 5. Cortland St., 33; 6. Wis.-La Crosse, 27; 7. Calvin, 24; 8. Loras, 20; 9. (tie) Bowdoin and Neb. Wesleyan, 18; 11. (tie) Allegheny and CCNY, 16; 13. (tie) Binghamton, Geneseo St., Luther and Williams, 15; 17. (tie) Carnegie Mellon and Wis.-River Falls, 14; 19. (tie) Brandeis and Claremont-M-S, 13; 21. (tie) UC San Diego, Pomona-Pitzer and Rensselaer, 12; 24. (tie) Buena Vista, Mary Washington and Springfield, 11; 27. (tie) Concordia-M'head and Worcester St., 10; 29. (tie) Monmouth (Ill.) and Ohio Northern, 9; 31. Baldwin-Wallace, 8½; 32. (tie) Carthage, Gust. Adolphus, Messiah and Wis.-Platteville, 8; 36. Amherst, 7; 37. (tie) Bates, Dubuque, Montclair St., St. Olaf and Simpson, 6; 42. (tie) Augustana (Ill.), Fitchburg St., Haverford, Trinity (Tex.) and Tufts, 5; 47. (tie) Carleton, Coe, Connecticut Col., Fredonia St., Frostburg St. and Ohio Wesleyan, 4; 53. (tie) Colby, Lebanon Valley, Moravian, Mount Union, Otterbein, Wartburg and Wash. & Jeff., 3; 60. (tie) Colorado Col., John Carroll, Juniata and La Verne, 2; 64. (tie) Ill. Wesleyan and Wesleyan (Conn.), 1½; 66. (tie) Dickinson, Hiram, TCNJ, Occidental, Washington (Mo.) and Wis.-Stevens Point, 1.

1997: 1. Wis.-Oshkosh, 59; 2. Wis.-La Crosse, 38¾; 3. North Central (Ill.), 37; 4. Luther, 33¾; 5. Neb. Wesleyan, 33; 6. Chris. Newport, 32; 7. Calvin, 26; 8. St. Thomas (Minn.), 25; 9. Ohio Northern, 21; 10. Augustana (Ill.), 20; 11. (tie) Brandeis, CCNY and Pomona-Pitzer, 18; 14. Claremont-M-S, 17; 15. (tie) Colby, Defiance and TCNJ, 16; 18. (tie) Ill. Wesleyan and Williams, 15; 20. (tie) Loras and Mount Union, 14; 22. Carthage, 13; 23. St. Lawrence, 12½; 24. (tie) Binghamton and La Verne, 12; 26. (tie) Frostburg St., Gust. Adolphus, Wash. & Jeff. and Washington (Mo.),10; 30. Buena Vista, 9; 31. (tie) Carleton, Concordia-M'head, Cortland St., Emory, Haverford, Monmouth (Ill.), Springfield and Wis.-Superior, 8; 39. Baldwin-Wallace, 6¾; 40. (tie) Carnegie Mellon, Fredonia St., Moravian, St. Mary's (Ind.), St. Olaf and Salisbury, 6; 46. (tie) Milwaukee Engr., Occidental, Ohio Wesleyan and Wilmington (Ohio), 5; 50. (tie) Caltech, Colorado Col. and Juniata, 4; 53. (tie) Amherst, Geneseo St., Hamline, Middlebury, Smith, Trinity (Conn.), Wartburg and Wesleyan (Conn.), 3; 61. Worcester St., 2½; 62. (tie) Alma and UC San Diego, 2; 64. (tie) Bates, Dickinson, Lebanon Valley, Medgar Evers, Swarthmore, Wheaton (Ill.), Wis.-Platteville, Wis.-River Falls and Wittenberg, 1; 73. Hiram, ¾.

1998: 1. Chris. Newport, 69; 2. Wheaton (Mass.), 50; 3. Wis.-Oshkosh, 40; 4. Wis.-La Crosse, 38½; 5. (tie) Buena Vista and Loras, 32; 7. (tie) Claremont-M-S and Cortland St., 29; 9. Washington (Mo.), 23; 10. Concordia-M'head, 17; 11. Calvin, 16; 12. Wartburg, 15; 13. Binghamton, 14; 14. Middlebury, 13½; 15. Gust. Adolphus, 12; 16. (tie) Bowdoin and Montclair St., 11; 18. (tie) Colorado Col., Hartwick, Monmouth (Ill.), Mount Holyoke, Redlands, St. Olaf and Susquehanna, 10; 25. (tie) Augsburg, La Verne, Medgar Evers and Wis.-Stevens Point, 9; 29. (tie) Augustana (Ill.), Central (Iowa), Chicago, Lebanon Valley, Mary Washington, Mount Union, Ohio Wesleyan, Tufts, Wheaton (Ill.) and Wis.-River Falls, 8; 39. (tie) Frostburg St., Geneseo St., Hamline, Haverford, St. Lawrence, Wis.-Platteville, Wis.-Superior and Wis.-Whitewater, 6; 47. Gettysburg, 5½; 48. (tie) Benedictine (Ill.), UC San Diego, Emory and Springfield, 5; 52. Wilmington (Ohio), 4½; 53. (tie) Coe, Colby, Neb. Wesleyan, North Central (Ill.), Occidental, Ohio Northern, Swarthmore and Wis.-Eau Claire, 4; 61. (tie) CCNY, Defiance, Juniata, Lynchburg, Methodist and Trinity (Conn.), 3; 67. (tie) Bethel (Minn.), Brandeis, Carthage and Macalester, 2; 71. (tie) Baldwin-Wallace, Beloit, Coast Guard, Ithaca, Luther and Wash. & Jeff., 1.

1999: 1. Lincoln (Pa.), 54; 2. Wheaton (Mass.), 48; 3. Pacific Lutheran, 44; 4. (tie) Calvin and Wis.-La Crosse, 39; 6. Wis.-Whitewater, 33; 7. Springfield, 27; 8. Wartburg, 24; 9. Chris. Newport, 23; 10. (tie) Loras and TCNJ, 19; 12. Cortland St., 18; 13. Carthage, 17; 14. (tie) Middlebury and Wis.-Oshkosh, 16; 16. (tie) Carleton, Carroll (Wis.), Willamette and Wis.-Stevens Point, 14; 20. Brandeis, 13; 21. Baldwin-Wallace, 12; 22. (tie) Neb. Wesleyan and Wis.-Platteville, 11; 24. (tie) Geneseo St., Mount Holyoke, North Central (Ill.), Redlands, St. Olaf and Wheaton (Ill.), 10; 30. Sewanee, 9; 31. (tie) Amherst, Anderson (Ind.), Chicago, Hartwick, McMurry, Trinity (Conn.) and Whitworth, 8; 38. (tie) UC San Diego, Coe, Concordia-M'head, Hope and Mount Union, 6; 43. (tie) Haverford, Mary Washington, Monmouth (Ill.), Montclair St., Tufts, Williams, Wis.-River Falls and Wis.-Stout, 5; 51. (tie) Ill. Wesleyan and Ohio Wesleyan, 4; 53. (tie) Augustana (Ill.), Gust. Adolphus, Milwaukee Engr., Rochester, St. Thomas (Minn.) and Wash. & Jeff., 3; 59. (tie) Coast Guard, Lebanon Valley, Linfield, Lynchburg, Occidental, Pomona-Pitzer, Smith and Trinity (Tex.), 2; 67. (tie) Cornell College, Macalester, Moravian and Simpson, 1.

2000: 1. Lincoln (Pa.), 65; 2. Chris. Newport, 50; 3. Wheaton (Mass.), 48 ½; 4. Wis.-Whitewater, 37; 5. Calvin, 30; 6. Chicago, 28; 7. Williams, 26; 8. Wis.-La Crosse, 25 ½; 9. McMurry, 23; 10. Middlebury, 22; 11. (tie) Sewanee and Wartburg, 20; 13. Springfield, 19; 14. Loras, 17; 15. Eastern Ore., 16; 16. Rowan, 13; 17. (tie) Amherst, Carthage, Colby, East. Mennonite and Hamilton, 12; 22. Willamette, 11; 23. (tie) Baldwin-Wallace, UC San Diego, Claremont-M-S, Moravian, Pacific Lutheran, Roanoke, Wheaton (Ill.) and Wis.-Stevens Point, 10; 31. (tie) TCNJ and St. Thomas (Minn.), 9 ½; 33. (tie) Linfield and Monmouth (Ill.), 9; 35. (tie) St. Olaf and Wis.-Oshkosh, 8 ½; 37. (tie) Central (Iowa), Pomona-Pitzer, Puget Sound and Whitworth, 8; 41. (tie) Carleton and Mary Washington, 7; 43. (tie) Hope, Neb. Wesleyan and Washington (Mo.), 6; 46. Principia, 5 ½; 47. (tie) Cortland St., Emory, Montclair St., North Central (Ill.) and Smith, 5; 52. (tie) John Carroll and Redlands, 4 ½; 54. (tie) Buena Vista, Tufts, Whitman and Wis.-Platteville, 4; 58. (tie) Augustana (Ill.), Bates, MIT, McDaniel, Pacific (Ore.) and Swarthmore, 3; 64. (tie) Coe, George Fox, Wis.-Eau Claire and Wis.-River Falls, 2; 68. (tie) Concordia-M'head, Ithaca, Keene St., La Verne, Macalester, Medgar Evers, Ohio Northern and Ohio Wesleyan, 1; 76. DePauw, ½.

2001: 1. Wheaton (Mass.), 83½; 2. Calvin, 49; 3. Lincoln (Pa.), 47; 4. McMurry, 42; 5. Williams, 38; 6. Wis.-La Crosse, 30½; 7. Cortland St., 27; 8. Middlebury, 22; 9. Wartburg, 21; 10. Keene St., 20; 11. Wis.-Whitewater, 19; 12. TCNJ, 18; 13. Wis.-Stevens Point, 17; 14. (tie) Roanoke and Rowan, 16; 16. Loras, 15; 17. Neb. Wesleyan, 13½; 18. (tie) Emory, Monmouth (Ill.) and Willamette, 13; 21. (tie) Hamilton and Pacific Lutheran, 11; 23. (tie) Carthage, East. Mennonite, Grinnell, Linfield, Moravian, St. Thomas (Minn.) and Trinity (Conn.), 10; 30. Wis.-Eau Claire, 9 ½; 31. (tie) Baldwin-Wallace, Chris. Newport, George Fox, Ohio Wesleyan and Wis.-Oshkosh, 8; 36. (tie) La Verne, Luther and Swarthmore, 7; 39. (tie) Beloit, Carleton, Fredonia St., Frostburg St., Gust. Adolphus, New Jersey City, Ohio Northern, Washington (Mo.), Wis.-Platteville and Wis.-Stout, 6; 49. (tie) North Central (Ill.) and Rhodes, 5; 51. (tie) Brandeis, Claremont-M-S, Coe, Hamline, Montclair St, and Tufts, 4; 57. (tie) Bates, Fisk, Geneseo St. and Hope, 3; 61. (tie) Augustana (Ill.), Central (Iowa), Colby, Haverford, Ithaca and MIT, 2; 67. (tie) Bridgewater (Va.), Denison, Ill. Wesleyan and Lehman, 1; 71. (tie) Occidental and St. Benedict, ½.

2002: 1. Wheaton (Mass.), 67; 2. McMurry, 49; 3. Williams, 44; 4. Wis.-La Crosse, 38; 5. Chris. Newport, 34; 6. Wartburg, 32; 7. Montclair St., 24; 8. Wis.-Oshkosh, 22; 9. (tie) Emory, Keene St. and Moravian, 20; 12. (tie) Calvin, Claremont-M-S, Neb. Wesleyan and Wis.-Stevens Point, 18; 16. (tie) Carthage, Grinnell, Johns Hopkins and Wis.-Stout, 16; 20. TCNJ, 14; 21. (tie) Central (Iowa), Cortland St. and New Jersey City, 12; 24. (tie) Buena Vista and Ohio Northern, 11; 26. (tie) John Carroll, Lehman, Loras and Puget Sound, 10; 30. (tie) La Verne and

North Central (Ill.), 9; 32. Monmouth (Ill.), 8½; 33. (tie) Brandeis, Greenville, St. Olaf and Willamette, 8; 37. Geneseo St., 7; 38. (tie) Amherst, Bates, Connecticut Col., Macalester, Wis.-Eau Claire and Wis.-Whitewater, 6; 44. (tie) Carroll (Wis.), Rhodes and Wesleyan (Conn.), 5; 47. (tie) Carleton, Concordia-M'head, Hamilton, Juniata, Lebanon Valley, Luther, Trinity (Tex.) and Wilmington (Ohio), 4; 55. (tie) Anderson (Ind.), Carnegie Mellon, Dickinson, Gust. Adolphus, Lynchburg, St. Thomas (Minn.), Springfield, Swarthmore and Washington (Mo.), 3; 64. New York U., 2½; 65. (tie) Colby, Frostburg St., George Fox, Hope, Ill. Wesleyan, Ithaca, McDaniel, North Park and Pacific Lutheran, 2; 74. (tie) Dubuque, Elmhurst, Hartwick, Middlebury and Mount Union, 1.

2003: 1. Wheaton (Mass.), 72; 2. Lehman, 52; 3. Wis.-La Crosse, 34; 4. Chris. Newport, 32; 5. Wis.-Oshkosh, 31½; 6. (tie) Calvin and Geneseo St., 30; 8. Williams, 29; 9. Wartburg, 26; 10. St. Thomas (Minn.), 23; 11. (tie) Carthage and TCNJ, 22; 13. McMurry, 20; 14. (tie) Bates, Johns Hopkins and Keene St., 18; 17. Central (Iowa), 16; 18. (tie) Moravian and Principia, 14; 20. Baldwin-Wallace, 11; 21. (tie) Carleton, Montclair St. and Richard Stockton, 10; 24. (tie) Amherst, Gust. Adolphus, Ithaca, Lincoln (Pa.) and Washington (Mo.), 9; 29. (tie) Benedictine (Ill.), Ill. Wesleyan, Ohio Northern, Rhodes, Rochester Inst. and Willamette, 8; 35. (tie) Brandeis and Wis.-Stevens Point, 7; 37. (tie) Denison, Kean, St. Olaf, Thiel and Tufts, 6; 42. (tie) Dickinson, Fisk, La Verne, Lynchburg, Otterbein, Whitworth and Wis.-Eau Claire, 5; 49. (tie) Elmhurst, Hartwick, Kenyon, Neb. Wesleyan, Puget Sound and Wesleyan (Conn.), 4; 55. Wilmington (Ohio), 3½; 56. (tie) Adrian, Buena Vista, Coe, Franklin, Greenville, Millikin, New York U., and Whittier, 3; 64. (tie) Carroll (Wis.), Concordia-M'head, Loras, MIT, New Jersey City, North Park, Rochester, St. Lawrence, St. Mary's (Minn.), Springfield, Upper Iowa and Ursinus, 2; 76. (tie) Colby and Rensselaer, 1½; 78. (tie) Luther, Middlebury, Monmouth (Ill.), Oswego St., Ramapo and Wis.-River Falls, 1.

Water Polo

NATIONAL COLLEGIATE

2003 Championship

Edited by Heather Perry.

Highlights

Comeback Brewing: UCLA coach Adam Krikorian must have delivered a halftime speech to remember because his Bruins delivered the coach his second national title after failing to score in the opening two periods. The result was a 4-3 victory over Stanford in the championship game May 11 at UC San Diego.

The Bruins found themselves down, 2-0, going into the break but rallied early in the third period, scoring 50 seconds in on a goal by Kelly Rulon. Rulon then connected on a cross-pool pass with Jessica Lopez to take advantage of a man-up situation.

The Bruins tied the score with 4:49 remaining in the game on another six-on-five situation on a goal by Lauren Heineck. The Bruins' Robin Beauregard followed that goal two minutes later with one of her own.

Stanford followed with a goal by Kelty Luber to close the gap to 4-3.

For the complete championship story, go to the May 26, 2003 issue of The NCAA News at www.ncaa.org.

All-Tournament Team: Beauregard was named the most outstanding player of the tournament and was joined by teammates Jessica Lopez and Natalie Golda. Stanford's Jackie Frank, Julie Gardner, Brenda Villa and Hannah Luber also were honored, along with Indiana's Krista Peterson and Katie Hicks from Loyola Marymount.

Photo by Jamie Schwaberow/NCAA Photos

UCLA's Natalie Golda pressures Stanford's Brenda Villa during the championship.

Results

SEMIFINALS

MAY 10 AT UC SAN DIEGO

Stanford	3	3	5	2—13
Indiana	0	0	0	2— 2

Stanford scoring: Lauren Boreta 3, Hannah Luber 2, Lauren Faust 2, Brenda Villa, Scotti Shafer, Laurel Champion, Heather Stamper, Kelty Luber, Julie Gardner.
Indiana scoring: Krista Peterson 2.
Saves: Stanford — Jackie Frank 7, Amanda Matuk 0; Indiana — Jessica Goldner 9. Attendance: 831.

UCLA	2	3	2	1—8
Loyola Marymount	0	1	1	0—2

UCLA scoring: Ashley Stachowski 2, Jessica Lopez 2, Kelly Rulon 2, Natalie Golda, Maureen Flanagan.
Loyola Marymount scoring: Neisha Hoagland, Katie Hicks.
Saves: UCLA — Jaime Hipp 12, Tahlia Kerr 0; Loyola Marymount — Rachel Riddell 5. Attendance: 831.

THIRD PLACE

MAY 11 AT UC SAN DIEGO

Indiana	1	0	0	1—2
Loyola Marymount	0	1	2	2—5

Indiana scoring: Ginger Wang, Krista Peterson.
Loyola Marymount scoring: Devon Wright 2, Katie Hicks 2, Teresa Guidi.
Saves: Indiana — Jessica Goldner 18; Loyola Marymount — Rachel Riddell 8. Attendance: 1,307.

CHAMPIONSHIP

MAY 11 AT UC SAN DIEGO

Stanford	1	1	0	1—3
UCLA	0	0	2	2—4

Stanford scoring: Julie Gardner, Kelty Luber, Wendy Watkins.
UCLA scoring: Robin Beauregard, Lauren Heineck, Jessica Lopez, Kelly Rulon.
Saves: Stanford — Jackie Frank 8; UCLA — Jaime Hipp 6. Attendance: 1,307.

History

Team Results

Year	Champion (Record)	Coach	Score	Runner-Up	Host or Site	Championship Attendance
2001	UCLA (19-4)	Adam Krikorian	5-4	Stanford	Stanford	—
2002	Stanford (23-2)	John Tanner	8-4	UCLA	Southern California	1,303
2003	UCLA (23-4)	Adam Krikorian	4-3	Stanford	UC San Diego	1,307

Leading Scorers, Year-by-Year

Year	Player, Institution, Goals
2001	Kelly Heuchan, UCLA, 4
2002	Brenda Villa, Stanford, 5
2003	Jessica Lopez and Kelly Rulon, UCLA; Lauren Boreta and Hannah Luber, Stanford; Katie Hicks, Loyola Marymount, 3

All-Tournament Teams

**Most Outstanding Player(s).*

2001

First Team

*Coralie Simmons, UCLA
Robin Beauregard, UCLA
Kelly Heuchan, UCLA
Jackie Frank, Stanford
Ellen Estes, Stanford
Brenda Villa, Stanford
Lucy Windes, Loyola Marymount

Second Team

Margie Dingeldein, Stanford
Jamie Hipp, UCLA
Elaine Zivich, UCLA
Jamie Kroeze, Loyola Marymount
Jenny Lamb, UCLA
Kristin Guerin, UCLA

2002

First Team

*Jackie Frank, Stanford
Kelly Heuchan, UCLA
Ellen Estes, Stanford
Robin Beauregard, UCLA
Brenda Villa, Stanford
Lucy Windes, Loyola Marymount
Natalie Golda, UCLA
Amber Stachowski, UCLA

Second Team

Betsey Armstrong, Michigan
Thalia Munro, UCLA
Julie Gardner, Stanford
Teresa Guidi, Loyola Marymount
Wendy Watkins, Stanford
Jaime Hipp, UCLA
Jen Crisman, Michigan
Margie Dingeldein, Stanford

2003

First Team

*Robin Beauregard, UCLA
Natalie Golda, UCLA
Jessica Lopez, UCLA
Jackie Frank, Stanford
Julie Gardner, Stanford
Hannah Luber, Stanford
Brenda Villa, Stanford
Katie Hicks, Loyola Marymount
Krista Peterson, Indiana

Second Team

Maureen Flanagan, UCLA
Jaime Hipp, UCLA
Kelly Rulon, UCLA
Teresa Guidi, Loyola Marymount
Devon Wright, Loyola Marymount
Kristin Stanford, Indiana

Tournament Records

IINDIVIDUAL

GOALS, GAME
4—Lucy Windes, Loyola Marymount (6) vs. Michigan (4), 2002; Brenda Villa, Stanford (13) vs. Michigan (3), 2002.

GOALS, TOURNAMENT
5—Brenda Villa, Stanford, 2002.

GOALS, CAREER
8—Kelly Heuchan, UCLA, 2001-02; Brenda Villa, Stanford, 2001-02.

SAVES, GAME
18— Jessica Goldner, Indiana (2) vs. Loyola Marymount (5), 2003.

SAVES, TOURNAMENT
27— Jessica Goldner, Indiana, 2003.

TEAM

GOALS, GAME
13—Stanford vs. Michigan (3), 2002; Stanford vs. Indiana (2), 2003

GOALS, BOTH TEAMS
16—Stanford (13) vs. Michigan (3), 2002.

GOALS, TWO GAMES
21—Stanford, 2002 (13-8).

SAVES, GAME
18—Indiana (2) vs. Loyola Marymount (5), 2003.

SAVES, TOURNAMENT
27—Indiana, 2003.

Won-Lost Records in Tournament Play

Team (Years Participated)	Yrs.	Won	Lost	Pct.	1st	2nd	3rd	4th
Brown (2001)	1	0	2	.000	0	0	0	1
UCLA (2001-02-03)	3	5	1	.833	2	1	0	0
Indiana (2003)	1	0	2	.000	0	0	0	1
Loyola Marymount (2001-02-03)	3	3	3	.500	0	0	3	0
Michigan (2002)	1	0	2	.000	0	0	0	1
Stanford (2001-02-03)	3	4	2	.667	1	2	0	0

All-Time Results

2001 Semifinals: Stanford 12, Brown 0; UCLA 11, Loyola Marymount 1. **Third Place:** Loyola Marymount 9, Brown 5. **Championship:** UCLA 5, Stanford 4.

2002 Semifinals: Stanford 13, Michigan 3; UCLA 11, Loyola Marymount 2. **Third Place:** Loyola Marymount 6, Michigan 4. **Championship:** Stanford 8, UCLA 4.

2003 Semifinals: Stanford 13, Indiana 2; UCLA 8, Loyola Marymount 2. **Third Place:** Loyola Marymount 5, Indiana 2. **Championship:** UCLA 4, Stanford 3.

Discontinued Championships

Women's Golf 272

Women's Golf

DIVISIONS II/III DISCONTINUED IN 1999

History

Team Results

Year	Champion	Coach	Score	Runner-Up	Score	Host
1996	Methodist	Karen Gray	1,286	Rollins	1,287	Grand Valley St.
1997	Lynn	Gregg Cox	1,292	Methodist	1,318	Rollins
1998	Methodist	Kim Kincer	1,254	Fla. Southern	1,259	Grand Valley St.
1999	Methodist	Kim Kincer	1,282	Fla. Southern	1,285	Sunshine State Conference

(Note: Par-72 tournament held in 1996 and 1998; par-73 tournament held in 1997.)

TEAM CHAMPIONSHIPS

Methodist 3, Lynn 1.

INDIVIDUAL CHAMPIONSHIPS

Fla. Southern 3, Lynn 1.

Individual Records

SCORE, ONE ROUND
73 (1 over par)—Tracey Gage, Methodist, first round, 1998.

SCORE, TWO ROUNDS
150 (6 over par)—Shanna Nagy, Fla. Southern, 1998.

SCORE, THREE ROUNDS
224 (8 over par)—Tracey Gage, Methodist, 1998.

SCORE, FOUR ROUNDS
301 (13 over par)—Shanna Nagy, Fla. Southern, 1998.

Team Records

(Note: Team score composed of low four individual scores each round.)

SCORE, FOUR ROUNDS
1,254 (102 over par)—Methodist, 1998 (Tracey Gage, 303; Carol Brogan, 312; Christina Arriola, 322; Stacey Smith 324; Tanice Nilson, 325).

Individual Champions

1996 Shanna Nagy, Fla. Southern, 313
1997 Zoe Grimbeek, Lynn, 315
1998 Shanna Nagy, Fla. Southern, 301
1999 Lisa Cave, Fla. Southern, 313

All-Time Team Results

1996: 1. Methodist, 1,286; 2. Rollins, 1,287; 3. Simpson, 1,325; 4. Fla. Southern, 1,362; 5. Hardin-Simmons, 1,383; 6. Concordia-M'head, 1,386; 7. South Dakota St., 1,403; 8. Truman St., 1,415; 9. Franklin, 1,432.

1997: 1. Lynn, 1,292; 2. Methodist, 1,318; 3. Simpson, 1,401; 4. Concordia-M'head, 1,404; 5. Franklin, 1,421; 6. Indianapolis, 1,434; 7. South Dakota St., 1,460; 8. Buena Vista, 1,469.

1998: 1. Methodist, 1,254; 2. Fla. Southern, 1,259; 3. Longwood, 1,277; 4. Simpson, 1,301; 5. Minn. St.-Mankato, 1,137; 6. (tie) Concordia-M'head and Luther, 1,334; 8. Franklin, 1,341; 9. Hardin-Simmons, 1,380; 10. North Dakota, 1,381.

1999: 1. Methodist, 1,282; 2. Fla. Southern, 1,285; 3. Rollins, 1,360; 4. Hardin-Simmons, 1,368; 5. Lewis, 1,380; 6. (tie) Concordia-M'head and Western N.M., 1,384; 8. Simpson, 1,401; 9. Franklin, 1,421; 10. Luther, 1,428.

Championship Winning Streaks

Consecutive Men's National Titles 274
Consecutive Women's National Titles 274
Streaks of Discontinued Sports..... 275
Longest Streaks..... 275
Longest Active Streaks 275

Championship Winning Streaks

All Divisions, Men's and Women's Sports

Photo by Stephen Nowland/NCAA Photos

Western State's William Banks helped his team to its fourth straight Division II Cross Country Championship.

Consecutive Men's National Titles

DIVISION I

Team	No.	Sport	Years
1. Arkansas	12	Indoor Track and Field	1984-95
2. Yale	9	Golf	1905-13
Southern California	9	Outdoor Track and Field	1935-43
Iowa	9	Wrestling	1978-86
5. Arkansas	8	Outdoor Track and Field	1992-99
6. Oklahoma St.	7 ++	Wrestling	1937-46
Southern California	7	Outdoor Track and Field	1949-55
UCLA	7	Basketball	1967-73
9. Indiana	6	Swimming	1968-73
West Virginia	6	Men's and Women's Rifle	1988-93
Penn St.	6	Fencing	1995-2000
Iowa	6	Wrestling	1995-2000

DIVISION II

Team	No.	Sport	Years
1. Cal St. Bakersfield	8	Swimming and Diving	1986-93
Lander	8	Tennis	1993-2000
3. SIU Edwardsville	7	Tennis	1978-84
Abilene Christian	7	Outdoor Track and Field	1982-88
St. Augustine's	7	Outdoor Track and Field	1989-95
Cal Poly	7	Wrestling	1968-74
7. Cal St. Northridge	5	Swimming and Diving	1981-85
St. Augustine's	5	Indoor Track and Field	1988-92@
Cal St. Bakersfield	5	Wrestling	1979-83
Abilene Christian	5	Indoor Track and Field	1996-2000
11. Central Okla.	4	Wrestling	1992-95
Bemidji St.	4	Ice Hockey	1984, 93-95+
Oakland	4	Swimming and Diving	1994-97
Western St.	4	Cross Country	2000-03*

DIVISION III

Team	No.	Sport	Years
1. Kenyon	24	Swimming and Diving	1980-2003*
2. Hobart	12	Lacrosse	1980-91
3. Cal St. Stanislaus	6	Golf	1976-81
Cal St. Stanislaus	6	Golf	1984-89
Methodist	6	Golf	1994-99
6. Rowan	5	Outdoor Track and Field	1980-84
Ice Hockey	5	Middlebury	1995-99
8. Augustana (Ill.)	4	Football	1983-86
Wis.-La Crosse	4	Indoor Track and Field	1991-94

*Active. +Championship was discontinued, then restarted. ++No championships1943-45. +++Shared 1978 title. @Shared 1988 title.

Consecutive Women's National Titles

DIVISION I

Team	No.	Sport	Years
1. LSU	11	Outdoor Track and Field	1987-97
2. North Carolina	9	Soccer	1986-94
3. Maryland	7	Lacrosse	1995-2001
4. Stanford	6	Tennis	1986-91
Villanova	6	Cross Country	1989-94
6. Utah	5	Gymnastics	1982-86
Texas	5	Swimming and Diving	1984-88
Stanford	5	Swimming and Diving	1992-96
LSU	5	Indoor Track and Field	1993-97

DIVISION II

Team	No.	Sport	Years
1. Cal Poly	10	Cross Country	1982-91
2. Adams St.	8	Cross Country	1992-99
Abilene Christian	8	Indoor Track and Field	1993-2000
4. Oakland	5	Swimming and Diving	1990-94
5. North Dakota St.	4	Basketball	1993-96
SIU Edwardsville	4	Tennis	1986-89

Team	No.	Sport	Years
Abilene Christian	4	Indoor Track and Field	1988-91
Abilene Christian	4	Outdoor Track and Field	1985-88
Franklin Pierce	4	Soccer	1994-97
Drury	4	Swimming and Diving	1997-2000

**Active.*

DIVISION III

Team	No.	Sport	Years
1. Kenyon	17	Swimming and Diving	1984-2000
2. Washington (Mo.)	6	Volleyball	1991-96
Methodist	6	Golf	1998-2003*
4. Wheaton (Mass.)	5	Indoor Track and Field	1999-2003*
Cortland St.	4	Cross Country	1992-95
TCNJ	4	Lacrosse	1993-96
Washington (Mo.)	4	Basketball	1998-2001

**Active.*

Streaks of Discontinued Sports

ALL DIVISIONS, MEN AND WOMEN

Team	No.	Sport	Years
1. Colorado	8+	Men's Skiing*	1972-79
2. Denver	7	Men's Skiing*	1961-67
3. Wayne St. (Mich.)	4	Men's Fencing#	1982-85

+Shared title in 1976. #Discontinued as men's sport by school in 1990, later reinstated. *Combined with women's skiing in 1983.

Longest Streaks

ALL DIVISIONS, MEN and WOMEN

Division/Sport	No.	Team	Years
1. Kenyon	24	Men's Division III Swimming and Diving	1980-2003*
2. Kenyon	17	Women's Division III Swimming and Diving	1984-2000
3. Arkansas	12	Men's Division I Indoor Track and Field	1984-95
Hobart$	12	Men's Division III Lacrosse	1980-91
5. LSU	11	Women's Division I Outdoor Track and Field	1987-97
6. Cal Poly	10	Women's Division II Cross Country	1982-91
7. North Carolina	9	Women's Division I Soccer	1986-94
Southern California	9	Men's Division I Outdoor Track and Field	1935-43
Iowa	9	Men's Division I Wrestling	1978-86
Yale	9	Men's National Collegiate Golf	1905-13
11. Cal St. Bakersfield	8	Men's Division II Swimming and Diving	1986-93
Arkansas	8	Men's Division I Outdoor Track and Field	1992-99
Adams St.	8	Women's Division II Cross Country	1992-99
Abilene Christian	8	Women's Division II Indoor Track and Field	1993-2000
Lander	8	Men's Division II Tennis	1993-2000
16. SIU Edwardsville	7	Men's Division II Tennis	1978-84
Abilene Christian	7	Men's Division II Outdoor Track and Field	1982-88
St. Augustine's	7	Men's Division II Outdoor Track and Field	1989-95
Cal Poly	7	Men's Division II Wrestling	1968-74
Oklahoma St.	7	Men's Division I Wrestling	1937-46†
Southern California	7	Men's Division I Outdoor Track and Field	1949-55
Denver	7	Men's National Collegiate Skiing	1961-67
UCLA	7	Men's Division I Basketball	1967-73
Maryland	7	Women's Division I Lacrosse	1995-2001

**Active. †No championships, 1943-45. $Now Division I in men's lacrosse.*

Longest Active Streaks

ALL DIVISIONS, MEN and WOMEN

Division/Sport	No.	Team	Years
1. Kenyon	24	Men's Division III Swimming and Diving	1980-2003
2. Methodist	6	Women's Division III Golf	1998-2003
3. Alas. Fairbanks	5	National Collegiate Rifle	1999-2003
Wheaton (Mass.)	5	Women's Division II Indoor Track and Field	1999-2003
5. Western St.	4	Men's Division II Cross Country	2000-03
Wis.-La Crosse	3	Men's Division III Indoor Track and Field	2001-03
Western St.	3	Women's Division II Cross Country	2001-03
Truman	3	Women's Division II Swimming and Diving	2001-03
Wheaton (Mass.)	3	Women's Division III Outdoor Track and Field	2001-03

Photo by Marilyn Culler/NCAA Photos

Amber James of Wheaton (Massachusetts) won the indoor 400 meters in Division III, helping her team to its fifth straight crown.

Coaching Records

Division I
- Team Titles 278
- Consecutive Team Titles 278

Division II
- Team Titles 279
- Consecutive Team Titles 279

Division III
- Team Titles 279
- Consecutive Team Titles 280

Coaching Records

All Divisions, Men's and Women's Sports

Photo courtesy Peter Zuzga/NCAA Photos

Coach Kris Russell of Wisconsin-Whitewater rejoices as her women's volleyball team wins the 2002 Division III crown.

Division I

TEAM TITLES

	No.	Coach	School	Sport	Years
1.	18	Al Scates+	UCLA	Volleyball (M)	1970-2000
2.	17	Dick Gould+	Stanford	Tennis (M)	1973-2000
	17	John McDonnell+	Arkansas	Indoor Track and Field (M)	1984-2003
4.	16	Dave Williams	Houston	Golf (M)	1956-85
5.	15	Dan Gable	Iowa	Wrestling	1978-97
	15	Anson Dorrance+	North Carolina	Soccer (W)	1982-2000
7.	13	Willy Schaeffler	Denver	Skiing (M)@	1954-70
8.	12	Dean Cromwell	Southern California	Outdoor Track and Field (M)	1926-43
	12	Richard Quick+	Texas/Stanford	Swimming and Diving (W)	1984-98
	12	Pat Henry+	LSU	Outdoor Track and Field (W)	1988-2003
11.	11	E.C. Gallagher	Oklahoma St.	Wrestling	1928-40
	11	Mike Peppe	Ohio St.	Swimming and Diving (M)	1943-62
	11	John McDonnell+	Arkansas	Cross Country (M)	1984-2000
14.	10	Hugh Castello	New York U.	Fencing (M)#	1954-74
	10	George Toley	Southern California	Tennis (M)	1955-76
	10	Rod Dedeaux	Southern California	Baseball	1958-78
	10	John Wooden	UCLA	Basketball (M)	1964-75
	10	Frank Brennan	Stanford	Tennis (W)	1982-99
	10	Pat Henry+	LSU	Indoor Track and Field (W)	1987-2003
20.	9	Greg Marsden+	Utah	Gymnastics (W)	1982-95
	9	Beth Anders+	Old Dominion	Field Hockey	1982-2000
	9	Emmaniul Kaidanov+	Penn St.	Fencing (MW)	1990-2002
	9	Eddie Reese+	Texas	Swimming and Diving (M)	1981-2002
	9	John McDonnell+	Arkansas	Outdoor Track and Field (M)	1984-2003
25.	8	Art Griffith	Oklahoma St.	Wrestling	1941-56
	8	Pete Cutino	California	Water Polo (M)	1973-88
	8	John J. Walsh	Wisconsin	Boxing%	1939-56
	8	Dante Dettamanti	Stanford	Water Polo (M)	1978-2001

(Notes: John McDonnell of Arkansas has won 37 men's team titles [17 indoor track and field, 11 cross country and nine outdoor track and field]. Pat Henry of LSU has won 26 team titles [12 women's outdoor track and field, 10 women's indoor track and field, one men's indoor track and field and three men's outdoor track and field]. Ted Banks of UTEP won 17 men's team titles [six cross country, six indoor track and field and five outdoor track and field].)

CONSECUTIVE TEAM TITLES

	No.	Coach	School	Sport	Years
1.	12	John McDonnell+	Arkansas	Indoor Track and Field (M)	1984-95
2.	10	Pat Henry+	LSU	Outdoor Track and Field (W)	1988-97
3.	9	Dean Cromwell	Southern California	Outdoor Track and Field (M)	1935-43
	9	Dan Gable	Iowa	Wrestling	1978-86
	9	Anson Dorrance+	North Carolina	Soccer (W)	1986-94
6.	8	John McDonnell+	Arkansas	Outdoor Track and Field (M)	1992-99
7.	7	Willy Schaeffler	Denver	Skiing (M)@	1961-67
	7	John Wooden	UCLA	Basketball (M)	1967-73
	7	Cindy Timchal+	Maryland	Lacrosse (W)	1995-2001
10.	6	James Counsilman	Indiana	Swimming and Diving (M)	1968-73
	6	Richard Quick+	Texas/Stanford	Swimming and Diving (W)	1984-89
	6	Frank Brennan	Stanford	Tennis (W)	1986-91
	6	Emmaniul Kaidanov+	Penn St.	Fencing (MW)	1995-2000
14.	5	Matt Mann	Michigan	Swimming and Diving (M)	1937-41
	5	Jess Mortensen	Southern California	Outdoor Track and Field (M)	1951-55
	5	Dave Williams	Houston	Golf (M)	1956-60
	5	Rod Dedeaux	Southern California	Baseball	1970-74
	5	Bill Marolt	Colorado	Skiing (M)@	1972-76
	5	Francis Allen+	Nebraska	Gymnastics (M)	1979-83
	5	Greg Marsden+	Utah	Gymnastics (W)	1982-86
	5	Marty Stern	Villanova	Cross Country (W)	1989-93
	5	Richard Quick+	Stanford	Swimming and Diving (W)	1992-96
	5	Glenn Dubist	Alas. Fairbanks	Rifle	1999-2003!

+Active coach. @Discontinued as men's sport after 1982 season, reinstated later. #Discontinued as men's sport by school in 1990. %Discontinued as NCAA-sponsored sport in 1960. !Active streak.

Division II

TEAM TITLES

	No.	Coach	School	Sport	Years
1.	12	Ernie Maglischo	Cal St. Chico/ Oakland$/ Cal St. Bakersfield	Swimming and Diving (M)	1973-93
	12	Wes Kittley	Abilene Christian	Indoor Track and Field (W)	1988-2000
3.	11	Wes Kittley	Abilene Christian	Outdoor Track and Field (W)	1985-99
4.	9	Pete Accardy	Cal St. Northridge$	Swimming and Diving (M)	1975-85
	9	George Williams+	St. Augustine's	Outdoor Track and Field (M)	1989-2003
6.	8	Vaughn Hitchcock	Cal Poly$	Wrestling	1966-74
	8	Lance Harter	Cal Poly$	Cross Country (W)	1982-89
	8	Joe Cabri+	Lander	Tennis (M)	1993-2000
	8	Damon Martin+	Adams St.	Cross Country (W)	1992-2003
	8	George Williams+	St. Augustine's	Indoor Track and Field (M)	1987-2003
11.	7	Joe Seay	Cal St. Bakersfield	Wrestling$	1976-83
	7	Kent DeMars	SIU Edwardsville	Tennis (M)	1978-84
	7	Charley Matlock	Fla. Southern	Golf (M)	1981-95
	7	Don Hood	Abilene Christian	Outdoor Track and Field (M)	1982-88
15.	6	Myron McNamara	UC Irvine$	Tennis (M)	1970-77
	6	Wes Kittley	Abilene Christian	Indoor Track and Field (M)	1989-2000
	6	Amy Ruley+	North Dakota St.	Basketball (W)	1991-2000
	6	Jan Hutchinson	Bloomsburg	Field Hockey (W)	1983-99
	6	David James	Central Okla.	Wrestling	1992-2003
20.	5	Arad McCuthan	Evansville$	Basketball (M)	1959-71
	5	Cliff McCrath	Seattle Pacific	Soccer (M)	1978-93
	5	Tracy Huth	Oakland$	Swimming and Diving (W)	1990-94

+ Active coach.(Notes: Wes Kittley of Abilene Christian won 28 team titles [six men's indoor track and field, 11 women's indoor track and field, eight women's outdoor track and field, three men's outdoor track and field]. George Williams of St. Augustine's has won 23 team titles [eight men's indoor track and field, nine men's outdoor track and field, four women's indoor track and field, two women's outdoor track and field]. Pete Accardy of Cal State Northridge won 13 team titles [nine men's swimming and diving, four women's swimming and diving]. Lance Harter of Cal Poly won 13 women's team titles [eight cross country and five outdoor track and field]. Jan Hutchinson also won two titles Division III. Damon Martin of Adams State has won nine team titles [eight women's cross country and one men's cross country].)

CONSECUTIVE TEAM TITLES

	No.	Coach	School	Sport	Years
1.	8	Lance Harter	Cal Poly$	Cross Country (W)	1982-89
	8	Ernie Maglischo	Cal St. Bakersfield	Swimming and Diving (M)	1986-93
	8	Damon Martin+	Adams St.	Cross Country (W)	1992-99
	8	Joe Cabri+	Lander	Tennis (M)	1993-2000
5.	7	Vaughn Hitchcock	Cal Poly$	Wrestling	1968-74
	7	Kent DeMars	SIU Edwardsville	Tennis (M)	1978-84
	7	Don Hood	Abilene Christian	Outdoor Track and Field (M)	1982-88
	7	Wes Kittley	Abilene Christian	Indoor Track and Field (W)	1993-99
9.	5	Joe Seay	Cal St. Bakersfield	Wrestling$	1979-83
	5	Pete Accardy	Cal St. Northridge$	Swimming and Diving (M)	1981-85
	5	George Williams+	St. Augustine's	Indoor Track and Field (M)	1988-92
	5	Tracy Huth	Oakland$	Swimming and Diving (W)	1990-94
13.	4	Bob Meyers	SIU Edwardsville	Tennis (W)	1986-89
	4	David James+	Central Okla.	Wrestling	1992-95
	4	Amy Ruley+	North Dakota St.	Basketball (W)	1993-96
	4	Wes Kittley	Abilene Christian	Indoor Track and Field (W)	1988-91
	4	Pete Hovland+	Oakland	Swimming and Diving (M)	1994-97
	4	Wes Kittley	Abilene Christian	Indoor Track and Field (M)	1996-99
	4	Jan Hutchinson+	Bloomsburg	Field Hockey (W)	1996-99
	4	Brian Reynolds+	Drury	Swimming and Diving (W)	1997-2000
	4	Duane Vandenbusche+	Western St.	Cross Country (M)	2000-03!

$Now Division I. +Active coach. !Active streak.

Division III

TEAM TITLES

	No.	Coach	School	Sport	Years
1.	24	Jim Steen+	Kenyon	Swimming and Diving (M)	1980-2003
2.	19	Jim Steen+	Kenyon	Swimming and Diving (W)	1984-2003
3.	12	Jim Hanny	Cal St. Stanislaus	Golf (M)	1976-89
	12	Allen Carius+	North Central	Cross Country (M)	1975-99
5.	10	Dave Urick^	Hobart$	Lacrosse (M)	1980-89
6.	9	Steve Conley	Methodist	Golf (M)	1990-99
	9	Mark Guthrie+	Wis.-La Crosse	Indoor Track and Field (M)	1988-2003
8.	8	Sharon Pfluger Goldbrenner+	TCNJ	Lacrosse (W)	1987-2000
	8	Jeff Swenson+	Augsburg	Wrestling	1991-2002
10.	7	Larry Kehres+	Mount Union	Football	1993-2003
	7	George Acker	Kalamazoo	Tennis (M)	1976-93
	7	Teri Clemens	Washington (Mo.)	Volleyball (W)	1989-96
	7	Jack Daniels+	Cortland St.	Cross Country (W)	1989-97
	7	Sharon Pfluger Goldbrenner+	TCNJ	Field Hockey (W)	1985-99
	7	Larry Kehres+	Mount Union	Football	1993-2003

Photo by Jerry Olsen/NCAA Photos

Coach Glenn Dubist has led Alaska Fairbanks to five National Collegiate Rifle titles.

Photo courtesy Cliff Williams/NCAA Photos

Central Missouri State baseball coach Brad Hill led the Fighting Mules to the 2003 Division II Championship.

	No.	Coach	School	Sport	Years
16.	6	Doug Dannevik	UC San Diego	Volleyball (W)	1981-90
	6	Vince Brown+	Chris. Newport	Outdoor Track and Field (W)	1987-98
	6	Vince Brown+	Chris. Newport	Indoor Track and Field (W)	1988-98
	6	Cyrus Jones+	Lincoln (Pa.)	Outdoor Track and Field	1985-2000
	6	Cyrus Jones+	Lincoln (Pa.)	Indoor Track and Field (M)	1990-2000
21.	5	Michael Parker+	Lock Haven/ UNC Greensboro$	Soccer (M)	1977-87
	5	Donald Murray+	Brockport St.	Wrestling	1977-92
	5	Dave Icenhower+	TCNJ	Wrestling	1979-87
	5	June Walker	TCNJ	Softball	1983-94
	5	Brian McManust	UC San Diego	Soccer (W)	1989-99

+Active coach. (Notes: Jim Steen of Kenyon has won 39 team titles [22 men's swimming and diving, 17 women's swimming and diving]. Allen Carius of North Central has won 15 men's titles [12 cross country, one indoor track and field, two outdoor track and field]. Sharon Pfluger Goldbrenner of College of New Jersey has won 15 women's titles [eight lacrosse, seven field hockey]. Mark Guthrie of Wisconsin-La Crosse has won 15 men's team titles [eight indoor track and field, seven outdoor track and field]. Vince Brown of Christian Newport has won 12 women's team titles [six indoor track and field six outdoor track and field]. Cyrus Jones of Lincoln [Pennsylvania] has won 16 team titles [six men's indoor track and field, six men's outdoor track and field, one women's indoor track and field, and three women's outdoor track and field].)

CONSECUTIVE TEAM TITLES

	No.	Coach	School	Sport	Years
1.	16	Jim Steen+	Kenyon	Swimming and Diving (M)	1980-95
2.	12	Jim Steen+	Kenyon	Swimming and Diving (W)	1984-95
3.	10	Dave Urick^	Hobart$	Lacrosse (M)	1980-89
4.	7	Jim Steent!	Kenyon	Swimming and Diving (M)	1997-2003
5.	6	Teri Clemens	Washington (Mo.)	Volleyball (W)	1991-96
	6	Jim Hanny	Cal St. Stanislaus	Golf	1976-81
	6	Jim Hanny	Cal St. Stanislaus	Golf	1984-89
	6	Steve Conley+	Methodist	Golf (M)	1994-99
	6	Vici Pate+	Methodist	Golf (W)	1998-2003
10.	5	Oscar Moore	Rowan	Outdoor Track and Field (M)	1980-84
	5	Jack Daniels+	Cortland St.	Cross Country (W)	1992-97
	5	Bill Beaney+	Middlebury	Ice Hockey (M)	1995-99
	5	Paul Souza!	Wheaton (Mass.)	Indoor Track and Field (W)	1999-2003
	5	Jim Steen	Kenyon	Swimming and Diving (M)	1997-2001
14.	4	Bob Reade	Augustana (Ill.)	Football	1983-86
	4	Mark Guthrie+	Wis.-La Crosse	Indoor Track and Field (M)	1991-94
	4	Nancy Fahey	Washington (Mo.)	Basketball (W)	1998-2001

+Active coach. ^Active coach, different school. $Now Division I in this sport. !Active streak.

Men's Summaries

Division I 282
Division II 289
Division III..... 296

Summary

NATIONAL COLLEGIATE/DIVISION I

Photo by Reed Hoffman/NCAA Photos

Oklahoma State's Johnny Thompson carried his team to another wrestling championship crown, the Cowboys' 31st.

2002-03 Championships

Highlights

The wealth was spread around this season in Division I men's team championships as no school won more than two championships and only two – Arkansas in indoor and outdoor track and field, and Stanford in water polo and cross country – won that many. Two schools won their first overall men's team championship, with Western Kentucky claiming I-AA football and Lewis taking the National Collegiate Volleyball title. The following schools won their first championships in a particular sport – Clemson (golf), Illinois (tennis) and Syracuse (basketball). There was no movement in the top five in overall team championships.

In individual sports, Southern California led the way with six championships to increase its already sizable lead in the all-time standings in that category. The Trojans won three trophies in outdoor track and field, two trophies in swimming, and one in indoor track. The wins in outdoor track tie that sport with the school's swimming total of 108, fifth on the all-time list. Three other schools – Arkansas, Auburn and Oklahoma – won five individual titles. The only team to win an individual title for the first time overall was East Carolina in indoor track. Air Force won its first individual fencing title.

Championships History

Top Winners

School	Team Titles
1. Southern California	71
2. UCLA	67
3. Stanford	56
4. Oklahoma St.	44
5. Arkansas	39

School	Individual Titles
1. Southern California	289
2. Michigan	235
3. Stanford	233
4. Ohio St.	202
5. UCLA	160

Most Titles (One Sport)

School, Sport	Team Titles
1. Oklahoma St., Wrestling	31
2. Southern California, Outdoor Track and Field	26
3. Yale, Golf	21
4. Iowa, Wrestling	20
5. UCLA, Volleyball	18

School, Sport	Individual Titles
1. Michigan, Swimming and Diving	148
2. Stanford, Swimming and Diving	130
3. Oklahoma St., Wrestling	124
4. Ohio St., Swimming and Diving	117
5. Southern California, Swimming and Diving	108
5. Southern California, Outdoor Track and Field	108

National Collegiate/Division I Team Championships

(Note: Each school involved in a tie is credited with one championship. The boxing championships began in 1932 and were discontinued after the 1960 championships. The following schools are credited with unofficial team championships in the following sports: Boxing—Wisconsin 4, Idaho 2, Catholic, Penn St., Syracuse, Virginia, Washington St., West Virginia, one each. Outdoor Track and Field—Illinois, Southern California, Stanford, one each. Wrestling—Oklahoma St. 3, Iowa St., Indiana, one each. All other figures denote official team championships.)

+Division II school. ++Division III school.

	Baseball	Basketball	Boxing	Cross Country	Fencing	I-AA Football	Golf	Gymnastics	Ice Hockey	Lacrosse	Rifle	Skiing	Soccer	Swimming	Tennis	Indoor Track	Outdoor Track	Volleyball	Water Polo	Wrestling	Totals
Alas. Fairbanks +	—	—	—	—	—	—	—	—	—	—	6	—	—	—	—	—	—	—	—	—	6
Arizona	3	1	—	—	—	—	1	—	—	—	—	—	—	—	—	—	—	—	—	—	5
Arizona St.	5	—	—	—	—	—	2	1	—	—	—	—	—	—	—	—	1	—	—	1	10
Arkansas	—	1	—	11	—	—	—	—	—	—	—	—	—	—	—	17	10	—	—	—	39
Army	—	—	—	—	1	—	—	—	—	—	—	—	—	—	—	—	—	—	—	—	1
Auburn	—	—	—	—	—	—	—	—	—	—	—	—	—	3	—	—	—	—	—	—	3
Boise St.	—	—	—	—	—	1	—	—	—	—	—	—	—	—	—	—	—	—	—	—	1
Boston College	—	—	—	—	—	—	—	—	2	—	—	—	—	—	—	—	—	—	—	—	2
Boston U.	—	—	—	—	—	—	—	—	4	—	—	—	—	—	—	—	—	—	—	—	4
Bowling Green	—	—	—	—	—	—	—	—	1	—	—	—	—	—	—	—	—	—	—	—	1
Brigham Young	—	—	—	—	—	—	1	—	—	—	—	—	—	—	—	—	1	2	—	—	4
California	2	1	—	—	—	—	—	4	—	—	—	—	—	2	—	—	1	—	11	—	21
UC Irvine	—	—	—	—	—	—	—	—	—	—	—	—	—	—	—	—	—	—	3	—	3
UC Santa Barb.	—	—	—	—	—	—	—	—	—	—	—	—	—	—	—	—	—	—	1	—	1
Cal St. Fullerton	3	—	—	—	—	—	—	—	—	—	—	—	—	—	—	—	—	—	—	—	3
Catholic ++	—	—	1	—	—	—	—	—	—	—	—	—	—	—	—	—	—	—	—	—	1
CCNY ++	—	1	—	—	1	—	—	—	—	—	—	—	—	—	—	—	—	—	—	—	2
Chicago ++	—	—	—	—	—	—	—	1	—	—	—	—	—	—	—	—	—	—	—	—	1
Cincinnati	—	2	—	—	—	—	—	—	—	—	—	—	—	—	—	—	—	—	—	—	2
Clemson	—	—	—	—	—	—	1	—	—	—	—	—	2	—	—	—	—	—	—	—	3
Colorado	—	—	—	1	—	—	—	—	—	—	—	15	—	—	—	—	—	—	—	—	16
Colorado Col. ++	—	—	—	—	—	—	—	—	2	—	—	—	—	—	—	—	—	—	—	—	2
Columbia	—	—	—	—	13	—	—	—	—	—	—	—	—	—	—	—	—	—	—	—	13
Connecticut	—	1	—	—	—	—	—	—	—	—	—	—	2	—	—	—	—	—	—	—	3
Cornell	—	—	—	—	—	—	—	—	2	3	—	—	—	—	—	—	—	—	—	—	5
Cornell College ++	—	—	—	—	—	—	—	—	—	—	—	—	—	—	—	—	—	—	—	1	1
Dartmouth	—	—	—	—	—	—	1	—	—	—	—	2	—	—	—	—	—	—	—	—	3
Denver	—	—	—	—	—	—	—	—	5	—	—	17	—	—	—	—	—	—	—	—	22
Detroit	—	—	—	—	1	—	—	—	—	—	—	—	—	—	—	—	—	—	—	—	1
Drake	—	—	—	3	—	—	—	—	—	—	—	—	—	—	—	—	—	—	—	—	3
Duke	—	3	—	—	—	—	—	—	—	—	—	—	1	—	—	—	—	—	—	—	4
Eastern Ky.	—	—	—	—	—	2	—	—	—	—	—	—	—	—	—	—	—	—	—	—	2
Florida	—	—	—	—	—	—	4	—	—	—	—	—	—	2	—	—	—	—	—	—	6
Florida A&M	—	—	—	—	—	1	—	—	—	—	—	—	—	—	—	—	—	—	—	—	1
Florida St.	—	—	—	—	—	—	—	2	—	—	—	—	—	—	—	—	—	—	—	—	2
Furman	—	—	—	—	—	1	—	—	—	—	—	—	—	—	—	—	—	—	—	—	1
George Mason	—	—	—	—	—	—	—	—	—	—	—	—	—	—	—	1	—	—	—	—	1
Georgetown	—	1	—	—	—	—	—	—	—	—	—	—	—	—	—	—	—	—	—	—	1
Georgia	1	—	—	—	—	—	1	—	—	—	—	—	—	—	4	—	—	—	—	—	6
Ga. Southern	—	—	—	—	—	6	—	—	—	—	—	—	—	—	—	—	—	—	—	—	6
Gonzaga	—	—	1	—	—	—	—	—	—	—	—	—	—	—	—	—	—	—	—	—	1
Hartwick ++	—	—	—	—	—	—	—	—	—	—	—	—	1	—	—	—	—	—	—	—	1
Harvard	—	—	—	—	—	—	6	—	1	—	—	—	—	—	—	—	—	—	—	—	7
Hawaii	—	—	—	—	—	—	—	—	—	—	—	—	—	—	—	—	—	1	—	—	1
Holy Cross	1	1	—	—	—	—	—	—	—	—	—	—	—	—	—	—	—	—	—	—	2
Houston	—	—	—	1	—	—	16	—	—	—	—	—	—	—	—	—	—	—	—	—	17
Howard	—	—	—	—	—	—	—	—	—	—	—	—	1	—	—	—	—	—	—	—	1
Idaho	—	—	3	—	—	—	—	—	—	—	—	—	—	—	—	—	—	—	—	—	3
Idaho St.	—	—	2	—	—	1	—	—	—	—	—	—	—	—	—	—	—	—	—	—	3
Illinois	—	—	—	—	2	—	—	9	—	—	—	—	—	—	1	—	5	—	—	—	17
Indiana	—	5	—	3	—	—	—	—	—	—	—	—	5	6	—	—	1	—	—	1	21
Indiana St.	—	—	—	—	—	—	—	1	—	—	—	—	—	—	—	—	—	—	—	—	1
Iowa	—	—	—	—	—	—	—	1	—	—	—	—	—	—	—	—	—	—	—	20	21
Iowa St.	—	—	—	2	—	—	—	3	—	—	—	—	—	—	—	—	—	—	—	8	13
Johns Hopkins ++	—	—	—	—	—	—	—	—	—	7	—	—	—	—	—	—	—	—	—	—	7
Kansas	—	2	—	1	—	—	—	—	—	—	—	—	—	—	—	3	3	—	—	—	9
Kentucky	—	7	—	—	—	—	—	—	—	—	—	—	—	—	—	—	—	—	—	—	7
La Salle	—	1	—	—	—	—	—	—	—	—	—	—	—	—	—	—	—	—	—	—	1
Lake Superior St. +	—	—	—	—	—	—	—	—	3	—	—	—	—	—	—	—	—	—	—	—	3
Long Beach St.	—	—	—	—	—	—	—	—	—	—	—	—	—	—	—	—	—	1	—	—	1
La.-Monroe	—	—	—	—	—	1	—	—	—	—	—	—	—	—	—	—	—	—	—	—	1
Lewis	—	—	—	—	—	—	—	—	—	—	—	—	—	—	—	—	—	1	—	—	1
LSU	5	—	1	—	—	—	4	—	—	—	—	—	—	—	—	1	4	—	—	—	15
Louisville	—	2	—	—	—	—	—	—	—	—	—	—	—	—	—	—	—	—	—	—	2
Loyola (Ill.)	—	1	—	—	—	—	—	—	—	—	—	—	—	—	—	—	—	—	—	—	1
Maine	—	—	—	—	—	—	—	—	2	—	—	—	—	—	—	—	—	—	—	—	2
Manhattan	—	—	—	—	—	—	—	—	—	—	—	—	—	—	—	1	—	—	—	—	1
Marquette	—	1	—	—	—	—	—	—	—	—	—	—	—	—	—	—	—	—	—	—	1
Marshall	—	—	—	—	—	2	—	—	—	—	—	—	—	—	—	—	—	—	—	—	2
Maryland	—	1	—	—	—	—	—	—	—	2	—	—	1	—	—	—	—	—	—	—	4

	Baseball	Basketball	Boxing	Cross Country	Fencing	I-AA Football	Golf	Gymnastics	Ice Hockey	Lacrosse	Rifle	Skiing	Soccer	Swimming	Tennis	Indoor Track	Outdoor Track	Volleyball	Water Polo	Wrestling	Totals
Massachusetts	—	—	—	—	—	1	—	—	—	—	—	—	—	—	—	—	—	—	—	—	1
Miami (Fla.)	4	—	—	—	—	—	—	—	—	—	—	—	—	—	—	—	—	—	—	—	4
Michigan	2	1	—	—	—	—	2	3	9	—	—	—	—	11	1	—	1	—	—	—	30
Michigan St.	—	2	2	8	—	—	—	1	2	—	—	—	2	—	—	—	—	—	—	1	18
Michigan Tech +	—	—	—	—	—	—	—	—	3	—	—	—	—	—	—	—	—	—	—	—	3
Minnesota	3	—	—	—	—	—	1	—	5	—	—	—	—	—	—	—	1	—	—	2	12
Missouri	1	—	—	—	—	—	—	—	—	—	—	—	—	—	—	1	—	—	—	—	2
Montana	—	—	—	—	—	2	—	—	—	—	—	—	—	—	—	—	—	—	—	—	2
Montana St.	—	—	—	—	—	1	—	—	—	—	—	—	—	—	—	—	—	—	—	—	1
Murray St.	—	—	—	—	—	—	—	—	—	—	2	—	—	—	—	—	—	—	—	—	2
Navy	—	—	—	—	3	—	—	—	—	—	—	—	1	—	—	—	1	—	—	—	5
Nebraska	—	—	—	—	—	—	—	8	—	—	—	—	—	—	—	—	—	—	—	—	8
UNLV	—	1	—	—	—	—	1	—	—	—	—	—	—	—	—	—	—	—	—	—	2
New York U. ++	—	—	—	—	12	—	—	—	—	—	—	—	—	—	—	—	—	—	—	—	12
North Carolina	—	3	—	—	—	—	—	—	—	4	—	—	1	—	—	—	—	—	—	—	8
North Carolina St.	—	2	—	—	—	—	—	—	—	—	—	—	—	—	—	—	—	—	—	—	2
North Dakota +	—	—	—	—	—	—	—	—	7	—	—	—	—	—	—	—	—	—	—	—	7
North Texas	—	—	—	—	—	—	4	—	—	—	—	—	—	—	—	—	—	—	—	—	4
Northern Iowa	—	—	—	—	—	—	—	—	—	—	—	—	—	—	—	—	—	—	—	1	1
Northern Mich. +	—	—	—	—	—	—	—	—	1	—	—	—	—	—	—	—	—	—	—	—	1
Northwestern	—	—	—	—	1	—	—	—	—	—	—	—	—	—	—	—	—	—	—	—	1
Notre Dame	—	—	—	1	5	—	1	—	—	—	—	—	—	—	1	—	—	—	—	—	8
Ohio St.	1	1	—	—	1	—	2	3	—	—	—	—	—	11	—	—	1	—	—	—	20
Oklahoma	2	—	—	—	—	—	1	5	—	—	—	—	—	—	—	—	—	—	—	7	15
Oklahoma St.	1	2	—	1	—	—	9	—	—	—	—	—	—	—	—	—	—	—	—	31	44
Oregon	—	1	—	4	—	—	—	—	—	—	—	—	—	—	—	—	5	—	—	—	10
Oregon St.	—	—	—	1	—	—	—	—	—	—	—	—	—	—	—	—	—	—	—	—	1
Pennsylvania	—	—	—	—	3	—	—	—	—	—	—	—	—	—	—	—	—	—	—	—	3
Penn St.	—	—	1	3	9	—	—	10	—	—	—	—	—	—	—	—	—	1	—	1	25
Pepperdine	1	—	—	—	—	—	1	—	—	—	—	—	—	—	—	—	—	4	1	—	7
Princeton	—	—	—	—	1	—	12	—	—	6	—	—	—	—	—	—	—	—	—	—	19
Purdue	—	—	—	—	—	—	1	—	—	—	—	—	—	—	—	—	—	—	—	—	1
Rensselaer ++	—	—	—	—	—	—	—	—	2	—	—	—	—	—	—	—	—	—	—	—	2
Rhode Island	—	—	—	1	—	—	—	—	—	—	—	—	—	—	—	—	—	—	—	—	1
Rice	—	1	—	—	—	—	—	—	—	—	—	—	—	—	—	—	—	—	—	—	1
Rutgers	—	—	—	—	1	—	—	—	—	—	—	—	—	—	—	—	—	—	—	—	1
St. John's (N.Y.)	—	—	—	—	1	—	—	—	—	—	—	—	1	—	—	—	—	—	—	—	2
St. Louis	—	—	—	—	—	—	—	—	—	—	—	—	10	—	—	—	—	—	—	—	10
San Diego St.	—	—	—	—	—	—	—	—	—	—	—	—	—	—	—	—	—	1	—	—	1
San Francisco	—	2	—	—	—	—	—	—	—	—	—	—	4	—	1	—	—	—	—	—	7
San Jose St.	—	—	3	2	—	—	1	—	—	—	—	—	—	—	—	—	1	—	—	—	7
Santa Clara	—	—	—	—	—	—	—	—	—	—	—	—	1	—	—	—	—	—	—	—	1
Southern California	12	—	—	—	—	—	—	1	—	—	—	—	—	9	16	2	26	4	1	—	71
Southern Ill.	—	—	—	—	—	1	—	4	—	—	—	—	—	—	—	—	—	—	—	—	5
SIU Edwardsville +	—	—	—	—	—	—	—	—	—	—	—	—	1	—	—	—	—	—	—	—	1
Southern Methodist	—	—	—	—	—	—	1	—	—	—	—	—	—	—	—	1	2	—	—	—	4
Stanford	2	1	—	3	—	—	7	3	—	—	—	—	—	8	17	—	4	1	10	—	56
Syracuse	—	1	1	1	—	—	—	—	—	7	—	—	—	—	—	—	—	—	—	—	10
Temple	—	—	—	—	—	—	—	1	—	—	—	—	—	—	—	—	—	—	—	—	1
Tennessee	—	—	—	1	—	—	—	—	—	—	—	—	—	1	—	1	3	—	—	—	6
Tennessee Tech	—	—	—	—	—	—	—	—	—	—	3	—	—	—	—	—	—	—	—	—	3
Texas	5	—	—	—	—	—	2	—	—	—	—	—	—	9	—	—	—	—	—	—	16
UTEP	—	1	—	7	—	—	—	—	—	—	—	—	—	—	—	7	6	—	—	—	21
Trinity (Tex.) ++	—	—	—	—	—	—	—	—	—	—	—	—	—	—	1	—	—	—	—	—	1
Tulane	—	—	—	—	—	—	—	—	—	—	—	—	—	—	1	—	—	—	—	—	1
UCLA	—	11	—	—	—	—	1	2	—	—	—	—	4	1	15	—	8	18	7	—	67
Utah	—	1	—	—	—	—	—	—	—	—	—	10	—	—	—	—	—	—	—	—	11
Vermont	—	—	—	—	—	—	—	—	—	—	—	5	—	—	—	—	—	—	—	—	5
Villanova	—	1	—	4	—	—	—	—	—	—	—	—	—	—	—	3	1	—	—	—	9
Virginia	—	—	1	—	—	—	—	—	—	3	—	—	5	—	—	—	—	—	—	—	9
Wake Forest	1	—	—	—	—	—	3	—	—	—	—	—	—	—	—	—	—	—	—	—	4
Washington St.	—	—	1	—	—	—	—	—	—	—	—	—	—	—	—	1	—	—	—	—	2
Wayne St. (Mich.) +	—	—	—	—	7	—	—	—	—	—	—	—	—	—	—	—	—	—	—	—	7
West Chester +	—	—	—	—	—	—	—	—	—	—	—	—	1	—	—	—`	—	—	—	—	1
West Virginia	—	—	1	—	—	—	—	—	—	—	13	—	—	—	—	—	—	—	—	—	14
Western Ky.	—	—	—	—	—	1	—	—	—	—	—	—	—	—	—	—	—	—	—	—	1
Western Mich.	—	—	—	2	—	—	—	—	—	—	—	—	—	—	—	—	—	—	—	—	2
Wichita St.	1	—	—	—	—	—	—	—	—	—	—	—	—	—	—	—	—	—	—	—	1
William & Mary	—	—	—	—	—	—	—	—	—	—	—	—	—	—	2	—	—	—	—	—	2
Wisconsin	—	1	8	3	—	—	—	—	5	—	—	—	1	—	—	—	—	—	—	—	18
Wyoming	—	1	—	—	—	—	—	—	—	—	—	2	—	—	—	—	—	—	—	—	3
Yale	—	—	—	—	—	—	21	—	—	—	—	—	—	4	—	—	—	—	—	—	25
Youngstown St.	—	—	—	—	—	4	—	—	—	—	—	—	—	—	—	—	—	—	—	—	4

National Collegiate/Division I Individual Championships

(Note: Each school is credited with one championship for each competitor involved in a tie. The boxing championships began in 1932 and were discontinued after the 1960 championships. The individual championships totals for fencing, rifle and skiing include some championships won by women. In tennis, two championships are awarded each year: one to the school whose competitor wins the singles championship and one to the school whose team wins the doubles championship. In swimming, track and skiing, relay victories count as one championship.)

+Division II school. ++Division III school. +++NAIA school.

	Boxing	Cross Country	Fencing	Golf	Gymnastics	Rifle	Skiing	Swimming	Tennis	Indoor Track	Outdoor Track	Wrestling	Totals
Abilene Christian +	—	—	—	—	—	—	—	—	—	1	7	—	8
Adams St. +	—	—	—	—	—	—	—	—	—	—	—	1	1
Adelphi +	—	—	—	—	—	—	—	—	—	2	—	—	2
Air Force	—	1	1	—	—	—	—	1	—	—	1	1	5
Alabama	—	—	—	—	—	—	—	9	—	10	9	—	28
Alas. Anchorage +	—	—	—	—	—	—	6	—	—	—	—	—	6
Alas. Fairbanks +	—	—	—	—	—	11	—	—	—	—	—	—	11
Albertson +++	2	—	—	—	—	—	—	—	—	—	—	—	2
Albion ++	—	—	—	—	—	—	—	—	—	—	1	—	1
Alfred ++	—	—	—	—	—	—	—	—	—	—	1	—	1
Amherst ++	—	—	—	—	—	—	—	1	—	—	—	—	1
Arizona	—	2	—	—	2	—	—	20	—	1	12	—	37
Arizona St.	—	—	—	6	10	—	—	7	1	—	14	8	46
Arkansas	—	3	—	1	—	—	—	2	1	45	42	—	94
Arkansas St.	—	—	—	—	—	—	—	—	—	3	5	—	8
Army	—	—	1	—	6	—	—	1	—	—	1	2	11
Ashland +	—	1	—	—	—	—	—	—	—	—	—	—	1
Auburn	—	—	—	1	—	—	—	31	1	8	18	1	60
Baldwin-Wallace ++	—	—	—	—	—	—	—	—	—	—	4	—	4
Ball St.	—	—	—	—	—	—	—	—	—	1	1	—	2
Bates ++	—	—	—	—	—	—	—	—	—	—	1	—	1
Baylor	—	—	—	—	—	—	—	—	—	11	11	—	22
Bloomsburg +	—	—	—	—	—	—	—	—	—	—	—	4	4
Boise St.	—	—	—	—	—	—	1	—	—	1	1	1	4
Boston College	—	—	—	—	—	—	—	—	—	2	3	—	5
Boston U.	—	—	—	—	—	—	—	—	—	1	6	—	7
Bowdoin ++	—	—	—	—	—	—	—	—	—	—	3	—	3
Bowling Green	—	—	—	—	—	—	—	—	—	4	4	—	8
Bradley	—	—	—	—	—	—	—	—	—	—	2	—	2
Brigham Young	—	1	—	—	5	—	—	4	—	9	25	—	44
Brooklyn ++	—	—	1	—	—	—	—	—	—	—	—	—	1
Brown	—	—	—	—	—	—	—	1	2	1	2	—	6
Bucknell	—	—	—	—	—	—	—	—	—	—	1	—	1
Butler	—	—	—	—	—	—	—	—	—	—	6	—	6
California	—	—	—	—	19	—	—	41	11	—	27	1	99
UC Davis +	1	—	—	—	—	—	—	—	—	—	—	—	1
UC Irvine	—	—	—	—	—	—	—	—	—	—	2	—	2
UC Santa Barb.	—	—	—	—	—	—	—	1	—	—	—	—	1
Cal Poly	—	—	—	—	—	—	—	—	—	1	5	2	8
Cal Poly Pomona +	1	—	—	—	—	—	—	—	—	—	—	—	1
Cal St. Bakersfield +	—	—	—	—	—	—	—	—	—	—	—	9	9
Cal St. Fullerton	—	—	—	—	2	—	—	—	—	—	—	—	2
Cal St. L.A. +	—	—	—	1	6	—	—	—	—	1	1	—	9
Cal St. Northridge	—	—	—	—	3	—	—	—	—	—	—	—	3
Caltech ++	—	—	—	—	—	—	—	—	—	—	1	—	1
Carleton ++	—	—	—	1	—	—	—	—	—	—	—	—	1
Case Reserve ++	—	—	1	—	—	—	—	—	—	—	—	—	1
Catholic ++	2	—	—	—	—	—	—	—	—	—	—	—	2
CCNY ++	—	—	2	—	—	—	—	—	—	—	—	—	2
Central Mich.	—	—	—	—	—	—	—	—	—	1	—	1	2
Central Okla. +	—	—	—	—	—	—	—	—	—	—	—	2	2
Central St. (Ohio) +++	—	—	—	—	—	—	—	—	—	1	1	—	2
Chicago ++	—	—	—	—	9	—	—	—	—	—	7	—	16
Cincinnati	—	—	—	—	—	—	—	2	1	—	—	—	3
Clarion +	—	—	—	—	—	—	—	—	—	—	—	8	8
Clemson	—	—	—	1	—	—	—	—	—	9	3	3	16
Cleveland St.	—	—	1	—	—	—	—	—	—	—	—	—	1
Colgate	—	—	—	—	—	—	—	—	—	3	—	—	3
Colorado	—	3	—	1	1	—	70	—	—	5	9	3	92
Colorado St.	—	—	—	—	2	—	—	—	—	1	4	1	8
Columbia	—	—	27	1	—	—	—	8	4	—	3	—	43
Concordia-M'head ++	—	—	—	—	—	—	—	—	—	—	—	1	1
Connecticut	—	—	—	—	—	—	—	—	—	1	1	—	2
Cornell	—	—	1	—	—	—	—	1	1	—	2	7	12
Cornell College ++	—	—	—	—	—	—	—	—	—	—	—	6	6
Cortland St. ++	—	—	—	—	1	—	—	1	—	—	—	—	2
Dartmouth	—	—	1	1	—	—	30	2	—	—	3	—	37

	Boxing	Cross Country	Fencing	Golf	Gymnastics	Rifle	Skiing	Swimming	Tennis	Indoor Track	Outdoor Track	Wrestling	Totals
Denver	—	—	—	—	—	—	62	1	—	—	1	—	64
DePaul	—	—	—	—	—	—	—	—	—	1	—	—	1
Detroit	—	—	2	—	—	—	—	—	—	—	—	—	2
Drake	—	2	—	—	—	—	—	—	—	—	3	—	5
Duke	3	—	1	—	—	—	—	—	—	1	1	—	6
East Stroudsburg +	—	—	—	—	—	—	—	—	—	—	—	2	2
East Tenn. St.	—	1	—	—	—	—	—	—	—	—	—	—	1
Eastern Ill.	—	—	—	—	—	—	—	—	—	1	1	—	2
Eastern Mich.	—	1	—	—	—	—	—	—	—	6	7	—	14
Edinboro +	—	—	—	—	—	—	—	—	—	—	—	2	2
Emporia St. +	—	—	—	—	—	—	—	—	—	—	6	—	6
Fairleigh Dickinson	—	—	—	—	—	—	—	—	—	3	2	—	5
Fisk ++	—	—	—	—	—	—	—	—	—	—	1	—	1
Florida	1	—	—	2	—	—	—	25	3	12	11	—	54
Florida A&M	—	—	—	—	—	—	—	—	—	—	1	—	1
Fla. Atlantic	—	—	—	—	—	—	—	1	—	—	—	—	1
Florida St.	—	—	—	—	7	—	—	5	—	5	2	—	19
Fort Lewis +	—	—	—	—	—	—	5	—	—	—	—	—	5
Fordham	—	—	—	—	—	—	—	—	—	1	2	—	3
Frank. & Marsh. ++	—	—	—	—	—	—	—	1	—	—	—	—	1
Fresno St.	—	—	—	—	—	—	—	—	—	3	10	4	17
George Mason	—	—	1	—	—	—	—	—	—	9	8	—	18
Georgetown	—	1	—	2	—	—	—	—	—	6	8	—	17
Georgia	—	—	—	1	—	—	—	4	6	2	9	—	22
Georgia Tech	—	—	—	3	—	—	—	1	—	5	11	—	20
Gonzaga	3	—	—	—	—	—	—	—	—	—	—	—	3
Grinnell ++	—	—	—	—	—	—	—	—	—	—	5	—	5
Hampton +	—	—	—	—	—	—	—	—	—	—	1	—	1
Hardin-Simmons ++	—	—	—	—	—	—	—	—	—	—	1	—	1
Harvard	—	—	2	8	—	—	—	10	33	5	2	1	61
Hawaii	3	—	—	—	—	—	—	—	—	1	—	—	4
Hofstra	—	—	—	—	—	—	—	—	—	—	—	1	1
Houston	—	2	—	8	—	—	—	1	—	12	17	—	40
Houston Baptist +++	—	—	—	—	1	—	—	—	—	1	1	—	3
Idaho	16	—	—	—	—	—	3	—	—	—	3	—	22
Idaho St.	18	—	—	—	—	—	—	—	—	—	—	—	18
Illinois	—	1	4	—	42	—	—	7	3	7	39	20	123
Illinois Col. ++	—	—	—	—	—	—	—	—	—	—	1	—	1
Illinois St.	—	—	—	—	—	—	—	—	—	1	2	—	3
Indiana	—	3	—	—	1	—	—	79	—	6	21	8	118
Indiana St.	—	—	—	—	10	—	—	—	—	1	1	1	13
Iowa	—	1	1	—	12	—	—	21	—	1	12	70	118
Iowa St.	—	2	—	—	18	—	—	—	—	7	10	62	99
Jackson St.	—	—	—	—	—	—	—	—	—	1	—	—	1
Johns Hopkins ++	—	—	—	—	—	—	—	—	—	—	2	—	2
Kansas	—	5	—	—	—	—	—	—	—	17	31	—	53
Kansas St.	—	—	—	—	—	—	—	—	—	10	8	1	19
Kent St.	—	—	—	—	6	—	—	—	—	4	3	—	13
Kentucky	—	—	—	—	—	1	—	—	—	6	1	—	8
Kentucky St. +	—	—	—	—	—	—	—	—	—	—	1	—	1
Kenyon ++	—	—	—	—	—	—	—	—	1	—	—	—	1
La Salle	—	—	—	—	—	—	—	4	—	—	1	—	5
Lamar	—	—	—	—	—	—	—	—	—	—	1	—	1
Lawrence ++	—	—	1	—	—	—	—	—	—	—	—	—	1
Lehigh	—	—	—	—	—	—	—	—	1	—	—	25	26
Lock Haven +	—	—	—	—	—	—	—	—	—	—	—	9	9
Long Beach St.	—	—	—	—	1	—	—	9	—	3	3	—	16
La.-Lafayette	2	—	—	—	—	—	—	—	—	2	2	—	6
La.-Monroe	—	—	—	—	—	—	—	—	—	3	4	—	7
LSU	11	—	—	2	2	—	—	2	1	10	33	—	61
Louisiana Tech	—	—	—	—	—	—	—	—	—	—	1	—	1
Loyola Marymount	—	—	—	—	—	—	—	—	—	—	1	—	1
Loyola (Ill.)	—	1	—	—	—	—	—	—	—	—	—	—	1
Loyola (La.) +++	3	—	—	—	—	—	—	—	—	—	—	—	3
Maine	—	—	—	—	—	—	1	—	—	—	—	—	1
Manhattan	—	—	—	—	—	—	—	—	—	7	3	—	10
Marquette	—	—	—	—	—	—	—	—	—	—	13	—	13
Maryland	5	—	—	—	—	—	—	—	—	5	3	2	15
MIT++	—	—	1	—	—	—	—	—	—	—	—	—	1
McNeese St.	—	—	—	—	—	—	—	—	—	1	—	—	1
Memphis	—	—	—	1	—	—	—	—	—	1	2	—	4
Miami (Fla.)	3	—	—	—	—	—	—	26	6	1	1	—	37
Miami (Ohio)	—	—	—	—	—	—	—	1	—	4	2	—	7
Michigan	—	—	—	3	25	—	—	148	2	7	32	18	235
Michigan St.	16	1	—	—	18	—	—	22	—	5	11	24	97
Middle Tenn.	—	—	—	—	—	—	—	—	—	3	1	—	4

	Boxing	Cross Country	Fencing	Golf	Gymnastics	Rifle	Skiing	Swimming	Tennis	Indoor Track	Outdoor Track	Wrestling	Totals
Middlebury++	—	—	—	—	—	—	9	—	—	—	—	—	9
Minnesota	3	—	—	2	15	—	—	16	—	3	9	15	63
Mississippi	1	—	—	—	—	—	—	—	1	3	4	—	9
Mississippi Col. ++	—	—	—	—	—	—	—	—	—	1	2	—	3
Mississippi St.	1	—	—	—	—	—	—	—	1	3	5	—	10
Mississippi Val.	—	—	—	—	—	—	—	—	—	2	—	—	2
Missouri	—	—	—	—	—	—	—	—	—	3	14	—	17
Montana	—	—	—	—	—	—	1	—	—	1	4	—	6
Montana St.	—	—	—	—	—	—	2	—	—	—	2	—	4
Montclair St. ++	—	—	—	—	—	—	—	—	—	—	—	1	1
Morgan St.	—	—	—	—	—	—	—	—	—	2	10	—	12
Mt. St. Mary's	—	—	—	—	—	—	—	—	—	—	2	—	2
Murray St.	—	—	—	—	—	6	—	—	—	1	—	—	7
Navy	—	—	10	—	9	1	—	8	1	3	4	3	39
Nebraska	—	—	—	—	42	1	—	1	—	12	14	7	77
Nevada	2	—	—	—	—	1	5	—	—	1	5	—	14
UNLV	—	—	—	1	—	—	—	—	2	—	—	—	3
New Hampshire	1	—	—	—	—	—	6	—	—	—	1	—	8
TCNJ ++	—	—	—	—	—	—	—	—	—	—	—	1	1
New Mexico	—	—	—	—	17	—	7	—	—	3	6	—	33
New York U. ++	—	—	29	—	—	—	—	—	—	—	12	—	41
North Carolina	—	1	1	2	—	—	—	4	—	6	4	5	23
N.C. A&T	1	—	—	—	—	—	—	—	—	—	—	—	1
N.C. Central +	—	—	—	—	—	—	—	—	—	—	5	—	5
North Carolina St.	—	—	—	—	—	—	—	6	—	—	2	4	12
North Dakota +	1	—	—	—	—	—	—	—	—	—	—	—	1
Northeastern	—	—	—	—	—	—	—	—	—	—	1	—	1
Northern Colo. +	—	—	—	—	—	—	—	—	—	—	—	2	2
Northern Ill.	—	—	—	—	5	—	—	—	—	—	—	1	6
Northern Iowa	—	—	—	—	—	—	—	—	—	1	1	21	23
Northern Mich. +	—	—	—	—	—	—	3	—	—	—	—	—	3
Northwest Mo. St. +	—	—	—	—	—	—	—	—	—	—	1	—	1
Northwestern	—	—	1	1	—	—	—	26	—	—	12	6	46
Northwestern St.	—	—	—	—	—	—	—	—	—	1	1	—	2
Norwich ++	—	—	—	—	—	1	1	—	—	—	—	—	2
Notre Dame	—	2	14	—	—	—	—	—	—	2	15	—	33
Oberlin ++	—	—	—	—	—	—	—	—	—	—	1	—	1
Occidental ++	—	—	—	—	—	—	—	—	1	—	6	—	7
Ohio	—	1	—	—	—	—	—	—	—	1	4	4	10
Ohio St.	—	—	3	5	22	—	—	117	—	2	43	10	202
Ohio Wesleyan ++	—	1	—	—	—	—	—	—	—	—	1	—	2
Oklahoma	—	—	—	2	15	—	—	2	—	12	11	64	106
Okla. Baptist +++	—	—	—	—	—	—	—	—	—	—	1	—	1
Oklahoma St.	—	—	—	7	—	—	—	—	—	6	10	124	147
Oregon	—	4	—	—	2	—	—	1	—	—	48	1	56
Oregon St.	—	1	—	—	—	—	—	—	—	2	17	12	32
Pacific (Cal.)	—	—	—	—	—	—	—	—	—	—	1	—	1
Pacific Lutheran ++	—	—	—	—	—	—	—	—	—	—	2	—	2
Pennsylvania	—	—	14	—	—	—	—	—	6	—	5	3	28
Penn St.	7	—	15	—	46	—	—	—	—	2	18	20	108
Pepperdine	—	—	—	—	—	—	—	—	3	—	—	—	3
Phila. Osteo.	—	—	—	—	—	—	—	—	1	—	—	—	1
Pittsburg St. +	—	—	—	—	—	—	—	—	—	—	1	—	1
Pittsburgh	—	—	—	—	2	—	—	—	—	6	12	15	35
Pitt.-Johnstown +	—	—	—	—	—	—	—	—	—	—	—	3	3
Portland St.	—	—	—	—	—	—	—	—	—	—	—	2	2
Prairie View	—	—	—	—	—	—	—	—	—	2	—	—	2
Princeton	—	—	7	7	—	—	—	22	10	3	2	1	52
Providence	—	1	—	—	—	—	—	—	—	4	—	—	5
Purdue	—	—	—	2	—	—	—	1	—	1	4	4	12
Redlands ++	—	—	—	—	—	—	—	—	—	—	2	—	2
Rhode Island	—	2	—	—	—	—	—	—	—	1	4	—	7
Rice	—	—	—	—	—	—	—	—	4	4	19	—	27
Richmond	—	—	—	—	—	—	—	—	—	2	—	—	2
Rowan ++	—	—	—	—	—	—	—	—	—	—	1	—	1
Rutgers	—	—	5	—	—	—	—	13	—	2	1	—	21
Sacramento St.	3	—	—	—	—	—	—	—	—	—	—	—	3
St. John's (N.Y.)	—	—	10	—	—	—	—	—	—	—	2	—	12
San Diego St.	—	—	—	—	—	—	—	—	—	—	8	—	8
San Francisco	—	—	1	—	—	—	—	—	1	—	—	—	2
San Jose St.	17	—	1	2	—	—	—	—	1	3	24	—	48
Seton Hall	—	—	—	—	—	—	—	—	—	4	1	—	5
Slippery Rock +	—	—	—	—	—	—	—	—	—	—	—	1	1
South Ala.	—	1	—	—	—	—	—	—	—	2	—	—	3
South Carolina	—	—	—	—	—	—	—	—	—	8	8	—	16
South Fla.	—	—	—	—	—	2	—	—	—	—	2	—	4
Southeast Mo. St.	—	—	—	—	—	—	—	—	—	1	—	—	1

	Boxing	Cross Country	Fencing	Golf	Gymnastics	Rifle	Skiing	Swimming	Tennis	Indoor Track	Outdoor Track	Wrestling	Totals
Southern California	—	1	—	3	24	—	—	108	33	13	108	—	290
Southern Conn. St. +	—	—	—	—	2	—	—	—	—	—	—	—	2
Southern Ill.	—	—	—	—	15	—	—	—	—	3	7	2	27
Southern Methodist	—	—	—	—	—	—	—	28	—	20	26	—	74
Southern U.	—	—	—	—	—	—	—	—	—	3	3	—	6
Southwest Tex. St.	—	—	—	—	—	—	—	—	—	—	2	—	2
Southwestern Okla. +	—	—	—	—	—	—	—	—	—	—	—	2	2
Springfield ++	—	—	—	—	2	—	—	—	—	—	—	—	2
Stanford	—	—	11	2	18	—	—	130	26	5	41	—	233
Syracuse	8	—	—	—	6	—	—	—	—	—	—	7	21
Temple	1	—	1	—	13	—	—	—	—	—	—	2	17
Tennessee	—	—	—	—	—	—	—	41	2	20	32	1	96
Tenn.-Martin	—	—	—	—	—	1	—	—	—	—	—	—	1
Tennessee St.	—	—	—	—	—	—	—	—	—	—	1	—	1
Tennessee Tech	—	—	—	—	—	5	—	—	—	—	—	—	5
Texas	—	1	—	6	—	—	—	82	9	5	32	—	135
Texas-Arlington	—	—	—	—	—	—	—	3	—	1	1	—	5
UTEP	—	3	—	—	—	1	—	—	—	38	42	—	84
Texas A&M	—	—	—	—	—	—	—	—	—	11	18	—	29
TCU	—	—	—	—	—	—	—	—	1	2	11	—	14
Texas Southern	—	—	—	—	—	—	—	—	—	—	1	—	1
Toledo	—	—	—	—	—	—	—	—	—	1	—	2	3
Trinity (Conn.) ++	—	—	—	—	—	—	—	—	1	—	—	—	1
Trinity (Tex.) ++	—	—	—	—	—	—	—	—	3	—	—	—	3
Truman +	—	—	—	—	—	—	—	—	—	2	1	—	3
Tufts ++	—	—	—	—	—	—	—	—	—	—	1	—	1
Tulane	1	—	—	3	—	—	—	—	10	—	—	—	14
Tuskegee +	—	—	—	—	—	—	—	—	—	—	2	—	2
UCLA	—	1	—	—	28	—	—	41	20	8	61	1	160
Utah	—	—	—	—	—	—	55	1	1	—	3	—	60
Utah St.	—	—	—	1	—	—	—	—	—	2	3	—	6
Vermont	—	—	—	—	—	—	49	—	—	—	—	—	49
Villanova	—	1	—	—	—	—	—	1	—	36	33	—	71
Virginia	6	—	—	1	—	—	—	3	—	1	2	—	13
Virginia Union +	—	—	—	—	—	—	—	—	—	—	1	—	1
Wake Forest	—	—	—	3	—	—	—	—	—	—	2	—	5
Washington	—	—	—	—	6	—	2	12	2	5	19	2	48
Washington St.	14	7	—	—	—	—	1	—	—	20	35	—	77
Wayne St. (Mich.) +	—	—	21	—	—	—	—	3	—	—	3	—	27
Waynesburg ++	—	—	—	—	—	—	—	—	—	—	—	3	3
Weber St.	—	—	—	—	—	—	—	—	—	1	2	—	3
Wesleyan (Conn.) ++	—	—	—	—	—	—	—	1	—	—	—	—	1
West Chester +	—	—	—	—	—	—	—	—	—	—	1	—	1
West Virginia	3	—	—	—	—	16	—	—	—	1	—	3	23
Western Ill.	—	—	—	—	1	—	—	—	—	—	—	1	2
Western Ky.	—	2	—	—	—	—	—	—	—	2	2	—	6
Western Md. ++	1	—	—	—	—	—	—	—	—	—	—	—	1
Western Mich.	—	—	—	—	—	—	—	—	—	—	2	1	3
Western St. +	—	—	—	—	—	—	8	—	—	—	—	—	8
Wheaton (Ill.) ++	—	—	—	—	—	—	—	—	—	—	1	—	1
Wichita St.	—	—	—	—	—	—	—	—	—	1	2	—	3
William & Mary	—	—	—	—	1	—	—	—	2	2	—	—	5
Williams ++	—	—	—	—	—	—	—	3	—	—	—	—	3
Winston-Salem +	—	—	—	—	—	—	—	—	—	—	1	—	1
Wisconsin	38	2	—	—	1	—	—	2	—	9	16	17	85
Wyoming	—	—	—	—	—	—	19	—	—	2	—	1	22
Xavier	—	—	—	—	—	1	—	—	—	—	—	—	1
Yale	—	—	3	13	2	—	—	60	20	—	5	2	105

Summary

DIVISION II

2002 2003 NCAA CHAMPIONSHIPS

2002-03 Championships

Highlights

Abilene Christian was the only school to win two sports, taking both indoor and outdoor track and field. Those victories moved the Wildcats into a first-place tie with Cal State Bakersfield in team titles with 24 apiece. Four schools won team titles for the first time in any sport – Francis Marion (golf), Grand Valley State (football), Sonoma State (soccer) and Northeastern State (basketball).

Individually, Southern Connecticut State led the way with seven wins in swimming, followed by three schools with five each. Abilene Christian claimed three outdoor track and field titles, one cross country title and, one indoor track title to cut Cal State Bakersfield's lead in that category from 10 to nine and maintain its second-place standing. The other schools to win five individual crowns were Drury (all in swimming) and Western State, which won two championships in indoor track and field, and three in outdoor track and field. Pfeiffer and Western Oregon claimed their first individual titles in any sport, Pfeiffer's coming in golf and Western Oregon's in outdoor track and field. California State Bakersfield won its first indoor track championship as did Minnesota State Moorhead.

Photo by Scott Rovak/NCAA Photos

Bernard Manirakiza of Abilene Christian (24) claims the 1500-meter run at the 2003 Division II Outdoor Championships. He also won the 800-meter run.

Championships History

Top Winners

School	Team Titles
1. Cal St. Bakersfield	24
Abilene Christian	24
3. Cal Poly +	20
Fla. Southern	20
5. Cal St. Northridge +	18

School	Individual Titles
1. Cal St. Bakersfield	144
2. Abilene Christian	135
3. St. Augustine's	114
4. Oakland +	109
5. Cal St. Northridge +	102

+ Now a Division I school.

Most Titles (One Sport)

School, Sport	Team Titles
1. Abilene Christian, Outdoor Track and Field	13
2. Cal St. Bakersfield, Swimming and Diving	12
3. Fla. Southern, Golf	11
4. Abilene Christian, Indoor Track and Field	10
5. Cal St. Northridge, Swimming and Diving +	9
St. Augustine's, Outdoor Track and Field	9

School, Sport	Individual Titles
1. Oakland, Swimming and Diving +	109
2. Cal St. Bakersfield, Swimming and Diving	102
3. Abilene Christian, Outdoor Track and Field	88
4. St. Augustine's, Outdoor Track and Field	69
5. Cal St. Northridge, Swimming and Diving +	67

+ Now a Division I school.

Team Championships

(Note: Each school involved in a tie is credited with one championship. The gymnastics championships began in 1968 and were discontinued after the 1984 championships. Lacrosse was discontinued from 1982-92 before becoming reinstated. Ice Hockey was discontinued in 2000.)

+Division I school. ++Division III school. +++ NAIA school.

	Baseball	Basketball	Cross Country	Football	Golf	Gymnastics	Ice Hockey	Lacrosse	Soccer	Swimming	Tennis	Indoor Track	Outdoor Track	Wrestling	Totals
Abilene Christian	—	—	—	—	1	—	—	—	—	—	—	10	13	—	24
Adams St.	—	—	4	—	—	—	—	—	—	—	—	—	—	—	4
Adelphi	—	—	—	—	—	—	—	7	1	—	—	—	—	—	8
Alabama A&M +	—	—	—	—	—	—	—	—	2	—	—	—	—	—	2
Ala.-Huntsville	—	—	—	—	—	—	2	—	—	—	—	—	—	—	2
Baltimore +++	—	—	—	—	—	—	—	—	1	—	—	—	—	—	1
Bemidji St.	—	—	—	—	—	—	5	—	—	—	—	—	—	—	5
BYU-Hawaii	—	—	—	—	—	—	—	—	—	—	2	—	—	—	2
Bucknell +	—	—	—	—	—	—	—	—	—	1	—	—	—	—	1
C.W. Post	—	—	—	—	—	—	—	1	—	—	—	—	—	—	1
UC Davis	—	1	—	—	1	—	—	—	—	—	1	—	—	—	3
UC Irvine +	2	—	2	—	1	—	—	—	—	3	6	—	1	—	15
UC Riverside +	2	—	—	—	—	—	—	—	—	—	—	—	—	—	2
UC Santa Barb. +	—	—	—	—	—	—	—	—	—	1	—	—	—	—	1
Cal Poly +	1	—	2	1	—	—	—	—	—	—	2	—	6	8	20
Cal Poly Pomona	3	—	1	—	—	—	—	—	—	—	—	—	—	—	4
Cal St. Bakersfield	—	3	—	—	—	—	—	—	1	12	—	—	—	8	24
Cal St. Chico	2	—	—	—	1	—	—	—	—	3	—	—	—	—	6
Cal St. Dom. Hills	—	—	—	—	—	—	—	—	1	—	—	—	—	—	1
Cal St. Fullerton +	—	—	1	—	—	3	—	—	—	—	—	—	—	—	4
Cal St. Hayward ++	—	—	—	—	—	—	—	—	—	—	—	—	1	—	1
Cal St. L.A.	—	—	—	—	—	—	—	—	—	—	3	—	1	—	4
Cal St. Northridge +	2	—	—	—	3	2	—	—	—	9	1	—	1	—	18
Central Mich. +	—	—	—	1	—	—	—	—	—	—	—	—	—	—	1
Central Mo. St.	2	1	—	—	—	—	—	—	—	—	—	—	—	—	3
Central Okla.	—	—	—	—	—	—	—	—	—	—	—	—	—	6	6
Central St. (Ohio) +++	—	—	2	—	—	—	—	—	—	—	—	—	—	—	2
Chapman ++	1	—	—	—	—	—	—	—	—	—	3	—	—	—	4
Chattanooga +	—	1	—	—	—	—	—	—	—	—	—	—	—	—	1
Cheyney	—	1	—	—	—	—	—	—	—	—	—	—	—	—	1
Columbus St.	1	—	—	—	6	—	—	—	—	—	—	—	—	—	7
Cortland St. ++	—	—	—	—	—	—	—	1	—	—	—	—	—	—	1
Delaware +	—	—	—	1	—	—	—	—	—	—	—	—	—	—	1
Delta St.	—	—	—	1	—	—	—	—	—	—	—	—	—	—	1
Dist. Columbia	—	1	—	—	—	—	—	—	—	—	—	—	—	—	1
Drury	—	—	—	—	—	—	—	—	—	2	—	—	—	—	2
East Stroudsburg	—	—	—	—	—	2	—	—	—	—	—	—	—	—	2
Eastern Ill. +	—	—	3	1	—	—	—	—	—	—	—	—	1	—	5
Eastern Mich. +	—	—	1	—	—	—	—	—	—	1	—	—	1	—	3
Eastern Wash. +	—	—	1	—	—	—	—	—	—	—	—	—	—	—	1
Edinboro	—	—	4	—	—	—	—	—	—	—	—	—	—	—	4
Emporia St.	—	—	1	—	—	—	—	—	—	—	—	—	—	—	1
Evansville +	—	5	—	—	—	—	—	—	—	—	—	—	—	—	5
Fla. Southern	8	1	—	—	11	—	—	—	—	—	—	—	—	—	20
Florida Int'l +	—	—	—	—	—	—	—	—	2	—	—	—	—	—	2
Florida Tech	—	—	—	—	—	—	—	—	2	—	—	—	—	—	2
Fort Hays St.	1	—	—	—	—	—	—	—	—	—	—	—	—	—	1
Francis Marion	—	—	—	—	1	—	—	—	—	—	—	—	—	—	1
Fresno St. +	—	—	—	—	—	—	—	—	—	—	1	—	1	—	2
Grand Canyon	—	—	—	—	—	—	—	—	1	—	—	—	—	—	1
Grand Valley St.	—	—	—	1	—	—	—	—	—	—	—	—	—	—	1
Hampton +	—	—	—	—	—	—	—	—	—	—	2	—	—	—	2
Hobart ++	—	—	—	—	—	—	—	2	—	—	—	—	—	—	2
Humboldt St.	—	—	1	—	—	—	—	—	—	—	—	—	—	—	1
Ill.-Chicago +	—	—	—	—	—	2	—	—	—	—	—	—	—	—	2
Illinois St. +	1	—	—	—	—	—	—	—	—	—	—	—	—	—	1
Jacksonville St. +	2	1	—	1	—	—	—	—	—	—	—	—	—	—	4
Kennesaw St.	1	—	—	—	—	—	—	—	—	—	—	—	—	—	1
Kentucky St.	—	—	1	—	—	—	—	—	—	—	—	—	1	—	2
Ky. Wesleyan	—	8	—	—	—	—	—	—	—	—	—	—	—	—	8
Lamar +	—	—	—	—	2	—	—	—	—	—	—	—	—	—	2
Lander	—	—	—	—	—	—	—	—	—	—	8	—	—	—	8
Lehigh +	—	—	—	1	—	—	—	—	—	—	—	—	—	—	1
Limestone	—	—	—	—	—	—	—	2	—	—	—	—	—	—	2
Lock Haven	—	—	—	—	—	—	—	—	1	—	—	—	—	—	1
Long Beach St. +	—	—	—	—	—	—	—	—	—	1	1	—	1	—	3
Louisiana Tech +	—	—	—	1	—	—	—	—	—	—	—	—	—	—	1
Loyola (Md.) +	—	—	—	—	—	—	—	—	1	—	—	—	—	—	1
Mass.-Lowell	—	1	1	—	—	—	3	—	—	—	—	—	—	—	5
UMBC +	—	—	—	—	—	—	—	2	—	—	—	—	—	—	2

	Baseball	Basketball	Cross Country	Football	Golf	Gymnastics	Ice Hockey	Lacrosse	Soccer	Swimming	Tennis	Indoor Track	Outdoor Track	Wrestling	Totals
Md.-East. Shore +	—	—	—	—	—	—	—	—	—	—	—	—	1	—	1
Merrimack	—	—	—	—	—	—	1	—	—	—	—	—	—	—	1
Metro St.	—	2	—	—	—	—	—	—	—	—	—	—	—	—	2
Middle Tenn. +	—	—	—	—	1	—	—	—	—	—	—	—	—	—	1
Millersville	—	—	1	—	—	—	—	—	—	—	—	—	—	—	1
Minn. St. Mankato	—	—	1	—	—	—	1	—	—	—	—	—	—	1	3
Mississippi Col. ++	—	—	—	1	—	—	—	—	—	—	—	—	—	—	1
Mo.-St. Louis	—	—	—	—	—	—	—	—	1	—	—	—	—	—	1
Montana St. +	—	—	—	1	—	—	—	—	—	—	—	—	—	—	1
Morgan St. +	—	1	—	—	—	—	—	—	—	—	—	—	—	—	1
Mt. St. Mary's +	—	1	—	—	—	—	—	—	—	—	—	—	—	—	1
Neb.-Omaha	—	—	—	—	—	—	—	—	—	—	—	—	—	1	1
New Orleans +	—	—	—	—	2	—	—	—	—	—	—	—	—	—	2
NYIT	—	—	—	—	—	—	—	2	—	—	—	—	—	—	2
Norfolk St. +	—	—	—	—	—	—	—	—	—	—	—	—	2	—	2
North Ala.	—	2	—	3	—	—	—	—	—	—	—	—	—	—	5
N.C. Central	—	1	—	—	—	—	—	—	—	—	—	—	—	—	1
North Dakota	—	—	—	1	—	—	—	—	—	—	—	—	—	—	1
North Dakota St.	—	—	1	5	—	—	—	—	—	—	—	—	—	4	10
Northeastern St.	—	1	—	—	—	—	—	—	—	—	—	—	—	—	1
Northern Colo.	—	—	—	2	—	—	—	—	—	—	—	—	—	—	2
Northern Ill. +	—	—	1	—	—	—	—	—	—	—	—	—	—	—	1
Northern Iowa +	—	—	—	—	—	—	—	—	—	—	—	—	—	2	2
Northern Mich.	—	—	—	1	—	—	—	—	—	—	—	—	—	—	1
Northwest Mo. St.	—	—	—	2	—	—	—	—	—	—	—	—	—	—	2
Northwestern St. +	—	—	—	—	—	1	—	—	—	—	—	—	—	—	1
Oakland +	—	—	—	—	—	—	—	—	—	5	—	—	—	—	5
Old Dominion +	—	1	—	—	—	—	—	—	—	—	—	—	—	—	1
Philadelphia U.	—	1	—	—	—	—	—	—	—	—	—	—	—	—	1
Pittsburg St.	—	—	—	1	—	—	—	—	—	—	—	—	—	—	1
Pitt.-Johnstown	—	—	—	—	—	—	—	—	—	—	—	—	—	2	2
Portland St. +	—	—	—	—	—	—	—	—	—	—	—	—	—	3	3
Puget Sound ++	—	1	—	—	—	—	—	—	—	—	—	—	—	—	1
Roanoke ++	—	1	—	—	—	—	—	1	—	—	—	—	—	—	2
Rochester Inst. ++	—	—	—	—	—	—	1	—	—	—	—	—	—	—	1
Rollins	—	—	—	—	2	—	—	—	—	—	4	—	—	—	6
Sacred Heart +	—	1	—	—	—	—	—	—	—	—	—	—	—	—	1
St. Augustine's	—	—	—	—	—	—	—	—	—	—	—	8	9	—	17
St. Mary's (Tex.)	1	—	—	—	—	—	—	—	—	—	—	—	—	—	1
St. Michael's	—	—	—	—	—	—	1	—	—	—	—	—	—	—	1
San Diego +	—	—	—	—	—	—	—	—	—	—	2	—	—	—	2
San Diego St. +	—	—	3	—	—	—	—	—	—	2	—	—	2	—	7
San Fran. St.	—	—	—	—	—	—	—	—	—	—	—	—	—	1	1
Seattle Pacific	—	—	—	—	—	—	—	—	5	—	—	—	—	—	5
Sonoma St.	—	—	—	—	—	—	—	—	1	—	—	—	—	—	1
SIU Edwardsville	—	—	—	—	—	—	—	—	1	—	7	—	—	3	11
South Dakota	—	1	1	—	—	—	—	—	—	—	—	—	—	—	2
South Dakota St.	—	1	5	—	—	—	—	—	—	—	—	—	—	—	6
Southeast Mo. St. +	—	—	1	—	—	—	—	—	—	—	—	1	—	—	2
Southeastern Okla.	1	—	—	—	—	—	—	—	—	—	—	—	—	—	1
Southern Conn. St.	—	—	—	—	—	3	—	—	6	—	—	—	—	—	9
Southern Ill. +	—	—	1	—	1	—	—	—	—	—	1	—	—	—	3
Southern Ind.	—	1	—	—	—	—	—	—	—	—	—	—	—	—	1
Southern N.H.	—	—	—	—	—	—	—	—	1	—	—	—	—	—	1
Southwest Mo. St. +	—	—	1	—	1	—	—	—	—	—	—	—	—	—	2
Southwest Tex. St. +	—	—	—	2	1	—	—	—	—	—	—	—	—	—	3
Springfield ++	—	—	—	—	—	1	—	1	—	—	—	—	—	—	2
Tampa	3	—	—	—	2	—	—	—	3	—	—	—	—	—	8
Troy St. +	2	—	—	2	3	—	—	—	—	—	—	—	—	—	7
Valdosta St.	1	—	—	—	—	—	—	—	—	—	—	—	—	—	1
Virginia Union	—	2	—	—	—	—	—	—	—	—	—	—	—	—	2
West Fla.	—	—	—	—	1	—	—	—	—	—	—	—	—	—	1
Western St.	—	—	5	—	—	—	—	—	—	—	—	—	—	2	7
Wheaton (Ill.) ++	—	1	—	—	—	—	—	—	—	—	—	—	—	—	1
Winston-Salem	—	1	—	—	—	—	—	—	—	—	—	—	—	—	1
Wis.-Oshkosh ++	—	—	—	—	—	3	—	—	—	—	—	—	—	—	3
Wittenberg ++	—	1	—	—	—	—	—	—	—	—	—	—	—	—	1
Wright St. +	—	1	—	—	—	—	—	—	—	—	—	—	—	—	1

Individual Championships

(Note: Each school is credited with one championship for each competitor involved in a tie; the individual championship that has been discontinued is gymnastics [1968-84].)
+Division I school. ++Division III school. +++ NAIA school.

	Cross Country	Golf	Gymnastics	Swimming	Tennis	Indoor Track	Outdoor Track	Wrestling	Totals
Abilene Christian	2	1	—	—	—	44	88	—	135
Adams St.	2	—	—	—	—	4	9	2	17
Adelphi	—	—	—	—	—	—	13	—	13
Alabama A&M +	—	—	—	—	—	—	1	—	1
Albany (N.Y.) +	—	—	—	—	—	—	—	2	2
Albany St. (Ga.)	—	—	—	—	—	—	2	—	2
Albright ++	—	—	—	—	—	—	1	—	1
American +	—	—	—	1	—	—	4	—	5
Amherst ++	—	—	—	5	—	—	—	—	5
Angelo St.	—	—	—	—	—	2	24	—	26
Aquinas +++	—	1	—	—	—	—	—	—	1
Ark.-Little Rock +	—	1	—	—	—	—	—	—	1
Armstrong Atlantic	—	—	—	—	2	—	—	—	2
Ashland	—	1	—	7	—	8	13	3	32
Augustana (Ill.) ++	—	—	—	—	—	—	—	1	1
Augustana (S.D.)	—	—	—	—	—	4	1	8	13
Ball St. +	—	—	—	—	—	—	1	—	1
Bates ++	—	—	—	—	—	—	2	—	2
Binghamton +	—	—	—	—	—	1	—	—	1
Bloomsburg	—	—	—	—	1	—	—	3	4
Bowdoin ++	—	—	—	—	—	—	3	—	3
Brockport St. ++	—	—	—	—	—	—	—	2	2
Bucknell +	—	—	—	9	—	—	—	—	9
C.W. Post	1	—	—	—	—	3	7	—	11
UC Davis	—	—	—	31	4	1	11	—	47
UC Irvine +	2	1	—	43	7	—	8	—	61
UC Riverside +	—	2	—	1	—	1	7	—	11
UC Santa Barb. +	—	—	—	7	1	—	4	—	12
Cal Poly +	2	—	—	7	1	1	47	18	76
Cal Poly Pomona	—	—	—	—	1	—	8	—	9
Cal St. Bakersfield	—	—	—	102	—	1	11	30	144
Cal St. Chico	—	—	4	33	—	—	4	—	41
Cal St. Fullerton +	1	2	3	2	—	—	5	—	13
Cal St. Hayward ++	—	—	—	1	—	—	15	—	16
Cal St. L.A.	—	—	—	3	5	5	18	—	31
Cal St. Northridge +	—	3	13	67	2	—	17	—	102
Cal St. San B'dino	—	1	—	—	—	—	—	—	1
Cal St. Stanislaus	—	—	—	—	—	—	3	—	3
Calif. (Pa.)	1	—	—	—	—	—	2	2	5
Carson-Newman	—	—	—	—	—	—	—	1	1
Case Reserve ++	—	—	—	—	—	—	1	—	1
Catholic ++	—	—	—	4	—	—	2	—	6
Central Conn. St. +	—	1	—	—	—	—	6	—	7
Central Mo. St.	1	—	—	—	—	7	13	4	25
Central Okla.	—	1	—	—	—	1	—	32	34
Central St. (Ohio) +++	1	—	—	—	—	—	2	—	3
Chadron St.	—	—	—	—	—	1	—	—	1
Chapman ++	—	—	—	—	2	—	2	—	4
Chattanooga +	—	—	—	—	1	—	—	6	7
Chicago St. +	—	—	—	2	—	—	—	—	2
Clarion	—	—	—	26	—	—	—	3	29
Cleveland St. +	—	—	—	—	—	—	1	—	1
Coast Guard ++	—	—	—	—	—	—	1	—	1
Colorado Mines	—	—	—	2	—	—	1	7	10
Colorado St. Pueblo	—	—	—	—	—	—	2	3	5
Columbus St.	—	5	—	—	—	—	—	—	5
Concordia-M'head ++	—	—	—	—	—	—	1	—	1
Cornell College ++	—	—	—	—	—	—	—	1	1
Cortland St. ++	1	—	4	—	—	—	2	—	7
Delta St.	—	—	—	1	—	—	—	—	1
Denver +	—	—	—	2	—	—	—	—	2
Drury	—	—	—	55	—	—	—	—	55
East Caro. +	—	—	—	4	—	—	—	—	4
East Stroudsburg	—	—	7	—	—	—	3	2	12
East Tenn. St. +	—	1	—	—	—	—	2	—	3
Eastern Ill. +	—	—	2	10	—	—	9	7	28
Eastern Ky. +	—	—	—	—	—	—	3	—	3
Eastern Mich. +	—	—	—	4	—	—	8	—	12
Eastern Wash. +	—	—	—	—	—	—	2	—	2
Edinboro	3	—	—	—	—	1	3	5	12
Emporia St.	3	—	—	—	—	—	1	—	4
Evansville +	—	—	—	2	—	—	—	—	2
Fayetteville St.	—	—	—	—	—	—	1	—	1

	Cross Country	Golf	Gymnastics	Swimming	Tennis	Indoor Track	Outdoor Track	Wrestling	Totals
Ferris St.	—	—	—	—	1	1	2	—	4
Findlay	—	—	—	—	—	—	—	2	2
Fisk ++	—	—	—	—	—	—	1	—	1
Fla. Atlantic +	—	—	—	1	—	—	—	—	1
Fla. Southern	—	6	—	—	—	—	—	—	6
Florida A&M +	—	—	—	—	—	—	1	—	1
Fort Hays St.	—	—	—	—	—	2	2	—	4
Frank. & Marsh. ++	—	—	—	—	—	—	—	4	4
Fresno St. +	—	—	—	—	1	—	6	3	10
Gannon	—	—	—	—	—	—	—	1	1
Gardner-Webb	—	—	—	—	—	—	1	—	1
Gettysburg	—	—	—	—	—	—	—	2	2
Grand Valley St.	—	—	—	—	—	1	—	3	4
Hamilton ++	—	—	—	3	—	—	—	—	3
Hampton +	—	—	—	—	2	2	5	—	9
Haverford ++	—	—	—	—	—	—	1	—	1
Howard +	—	—	—	—	—	—	1	—	1
Humboldt St.	1	—	—	1	—	—	8	2	12
Ill.-Chicago +	—	—	13	3	—	—	2	—	18
Illinois St. +	—	—	—	—	—	—	—	2	2
Indiana (Pa.)	—	—	—	1	—	—	7	—	8
Indiana St. +	—	—	1	1	—	—	1	—	3
Indianapolis	—	—	—	7	—	1	9	—	17
Jacksonville St. +	—	—	1	—	—	—	—	1	2
Johns Hopkins ++	—	—	—	10	—	—	—	—	10
Johnson Smith	—	—	—	—	—	—	2	—	2
Keene St. ++	1	—	—	—	—	—	—	—	1
Kentucky St.	—	—	—	—	—	—	8	—	8
Kenyon ++	—	—	—	8	—	—	—	—	8
Kutztown	—	—	—	—	—	1	—	—	1
La Salle +	—	—	—	1	—	—	—	—	1
Lake Superior St.	—	—	—	—	—	—	—	3	3
Lamar +	—	1	—	—	1	—	1	—	3
Lander	—	—	—	—	1	—	—	—	1
Lewis	2	—	—	—	—	6	8	—	16
Liberty +	—	—	—	—	—	—	—	1	1
Lincoln (Mo.)	—	—	—	—	—	5	6	—	11
Lock Haven	—	—	—	—	—	—	2	—	2
Long Beach St. +	—	—	1	18	2	—	8	—	29
La.-Lafayette +	—	—	—	—	—	—	2	—	2
Loras ++	2	—	—	—	—	—	—	—	2
Loyola (Ill.) +	—	—	—	—	—	—	2	—	2
Luther ++	1	—	—	—	—	—	2	—	3
Lycoming ++	—	—	—	—	—	—	—	2	2
MacMurray ++	—	—	—	—	—	—	—	1	1
Maritime (N.Y.) ++	—	—	—	—	—	—	—	1	1
Mass.-Boston ++	—	—	—	—	—	—	1	—	1
Mass.-Lowell	—	—	1	1	—	—	1	—	3
McDaniel	—	—	—	—	—	—	1	—	1
Md.-East. Shore +	—	—	—	—	—	—	6	—	6
Metro St.	—	—	—	3	—	—	—	—	3
Middle Tenn. +	—	2	—	—	—	—	—	—	2
Millersville	—	—	—	—	—	—	1	—	1
Minn. Duluth	—	—	—	—	—	1	1	—	2
Minn. St. Mankato	—	—	—	—	—	3	3	18	24
Minn. St. Moorhead	—	—	—	—	—	1	—	1	2
Mississippi Col. ++	—	—	—	—	—	—	6	—	6
Mo.-Rolla	—	—	—	3	—	—	—	—	3
Mo. Southern St.	—	—	—	—	—	2	—	—	2
Monmouth +	—	—	—	2	—	—	1	—	3
Montana +	—	—	—	—	—	—	—	1	1
Montclair St. ++	—	—	—	—	—	—	1	—	1
Morehouse	—	—	—	—	—	4	7	—	11
Morgan St. +	—	—	—	—	—	—	7	4	11
Morningside	—	—	—	—	—	1	3	—	4
Mt. St. Mary's +	1	—	—	—	—	5	18	—	24
Neb.-Kearney	—	—	—	—	—	—	1	2	3
Neb.-Omaha	—	—	—	—	—	—	—	18	18
Nevada +	—	—	—	—	—	—	2	—	2
New Orleans +	—	1	—	—	—	—	—	—	1
NYIT	—	—	—	—	—	12	12	—	24
Norfolk St. +	—	—	—	—	—	1	13	—	14
UNC Pembroke	1	—	—	—	—	—	3	—	4
N.C. Central	—	—	—	—	—	3	14	—	17
North Dakota	1	—	—	5	—	3	5	3	17
North Dakota St.	5	—	—	—	—	3	7	30	45
Northern Colo.	—	—	2	2	—	1	8	7	20
Northern Ill. +	—	—	—	—	—	—	1	1	2

	Cross Country	Golf	Gymnastics	Swimming	Tennis	Indoor Track	Outdoor Track	Wrestling	Totals
Northern Iowa +	—	—	—	—	—	—	4	22	26
Northern Mich.	—	—	—	5	—	—	—	3	8
Northwest Mo. St.	—	—	—	—	—	1	4	2	7
Northwestern St. +	—	—	7	—	—	—	—	—	7
Northwood	—	—	—	—	—	—	1	—	1
Oakland +	—	—	—	109	—	—	—	—	109
Oberlin ++	—	—	—	—	—	—	1	—	1
Occidental ++	—	—	—	—	—	—	5	—	5
Ohio Wesleyan ++	—	—	—	—	—	—	1	—	1
Old Dominion +	—	—	—	—	—	—	—	3	3
Oneonta St. ++	—	—	—	2	—	—	—	—	2
Oswego St. ++	—	—	—	—	—	—	1	1	2
Ouachita Baptist	—	—	—	8	—	—	—	—	8
Pacific (Cal.) +	—	—	—	3	—	—	—	—	3
Pepperdine +	—	—	—	—	—	—	2	—	2
Pfeiffer	—	1	—	—	—	—	—	—	1
Pittsburg St.	—	—	—	—	—	1	7	—	8
Pitt.-Johnstown	—	—	—	—	—	—	—	10	10
Portland St. +	1	1	—	—	—	—	2	24	28
Prairie View +	—	—	—	—	—	—	3	—	3
Puget Sound ++	—	—	—	20	—	—	1	—	21
Redlands ++	—	—	—	—	1	—	4	—	5
Rensselaer ++	—	—	—	1	—	—	—	—	1
Rollins	—	1	—	—	5	—	—	—	6
Sacramento St. +	—	1	—	—	—	—	4	—	5
Saginaw Valley	—	—	—	—	—	1	2	—	3
St. Augustine's	—	—	—	—	—	45	69	—	114
St. Cloud St.	—	—	2	—	—	1	4	1	8
St. Olaf ++	—	—	—	—	—	—	1	1	2
Salem Int'l	—	—	—	5	—	—	—	—	5
Samford +	—	—	—	—	1	—	—	—	1
San Diego +	—	—	—	—	4	—	—	—	4
San Diego St. +	—	—	—	6	—	—	8	—	14
San Fran. St.	—	—	—	—	—	—	2	11	13
San Jose St. +	—	—	—	2	—	—	—	—	2
Seattle Pacific	—	—	—	—	—	1	4	—	5
Shippensburg	—	—	—	13	—	1	3	—	17
Siena +	—	—	—	—	—	—	1	—	1
SIU Edwardsville	—	—	—	—	12	—	—	19	31
Slippery Rock	—	—	—	—	—	—	1	5	6
South Dakota	—	—	—	2	—	4	—	—	6
South Dakota St.	2	—	—	—	—	2	6	21	31
South Fla. +	—	—	—	7	—	—	—	—	7
Southeast Mo. St. +	1	—	—	1	—	6	12	—	20
Southeastern La. +	—	—	—	—	—	—	3	—	
Southern Conn. St.	—	—	27	18	—	5	13	—	63
Southern Ill. +	—	—	—	—	—	—	—	7	7
Southern Ind.	1	—	—	—	—	1	1	—	3
Southern Ore. +++	—	—	—	1	—	—	—	—	1
Southern U. +	—	—	—	—	—	—	4	—	4
Southwest Minn. St.	—	—	—	—	—	—	—	1	1
Southwest Mo. St. +	—	—	—	—	—	—	3	—	3
Southwest Tex. St. +	—	—	—	—	1	—	—	—	1
Springfield ++	—	—	10	9	—	—	1	2	22
Stephen F. Austin +	—	1	—	—	3	—	—	—	4
Tampa	—	2	—	7	—	—	—	2	11
Tarleton St.	—	—	—	—	—	—	4	—	4
Tenn.-Martin +	—	—	—	—	2	—	—	—	2
Texas-Arlington +	—	—	—	10	—	—	2	—	12
Tex. A&M-Commerce	2	—	—	—	—	—	5	—	7
Tex. A&M-Kingsville	—	—	—	—	—	3	11	—	14
Texas Southern +	—	—	—	—	—	—	1	—	1
Trinity (Conn.) ++	—	—	—	2	—	—	—	—	2
Trinity (Tex.) ++	—	—	—	—	—	—	2	—	2
Troy St. +	—	1	—	—	—	—	—	—	1
Truman	1	—	—	—	—	—	9	1	11
Tuskegee	—	—	—	—	—	—	1	—	1
Valdosta St.	—	2	—	—	—	—	—	—	2
Valparaiso +	—	—	—	—	—	—	1	—	1
Virginia St.	—	—	—	—	—	—	7	—	7
Wabash ++	—	—	—	—	—	—	1	—	1
Wayne St. (Mich.)	—	—	—	1	—	—	1	—	2
Wayne St. (Neb.)	—	—	—	—	—	1	—	—	1
Weber St. +	—	—	—	—	—	—	1	—	1
Wesleyan (Conn.) ++	—	—	—	6	—	—	—	—	6
West Chester	—	—	—	4	—	—	—	1	5
West Fla.	—	1	—	—	—	—	—	—	1
West Liberty St.	—	—	—	—	—	—	—	3	3

	Cross Country	Golf	Gymnastics	Swimming	Tennis	Indoor Track	Outdoor Track	Wrestling	Totals
Western Ill. +	—	—	—	—	—	—	6	2	8
Western Ore.	—	—	—	—	—	—	1	—	1
Western St.	2	—	—	1	—	6	11	9	29
Westmont +++	—	—	—	—	—	—	2	—	2
Wheaton (Ill.) ++	—	—	1	2	—	—	—	1	4
Wheeling Jesuit	—	—	—	1	—	1	2	—	4
Widener ++	—	—	—	—	—	—	1	—	1
Wilkes ++	—	—	—	—	—	—	—	4	4
Winston-Salem	—	—	—	—	—	—	—	1	1
Wis.-Milwaukee +	—	—	—	—	—	—	1	—	1
Wis.-Oshkosh ++	—	—	22	—	—	—	—	—	22
Wis.-Parkside	—	—	—	—	—	—	—	2	2
Wis.-Platteville ++	—	—	1	—	—	—	—	—	1
Wis.-Stout ++	—	—	2	—	—	—	—	—	2
Wittenberg ++	—	—	—	—	—	—	1	—	1
Wright St. +	—	—	—	3	—	—	—	—	3
Youngstown St. +	—	—	—	1	—	—	—	—	1

Photo by Scott Rovak/NCAA Photos

Olan Coleman of Tarleton State (far right) won 2003's outdoor track 200-meter dash.

Summary

DIVISION III

Photo by Marilyn Culler/NCAA Photos

Derek Toshner of Wisconsin-La Crosse crosses the finish line in the indoor 4x400 meter relay.

2002-03 Championships

Highlights

Wisconsin-La Crosse, the only school to win more than one championship, won indoor and outdoor track and field to increase its overall total to 22, trimming Kenyon's overall lead to two. Kenyon won swimming for the 24th time. Wisconsin-La Crosse indoor track has won 10 titles for sole possession of fifth place on the all-time list, passing Methodist golf. Chapman (baseball), Averett (golf) and Emory (tennis) won their first team titles of any kind. Williams won basketball for the first time.

In individual championships, Kenyon led the way with 15 titles, all coming in swimming. That performance increased the Lords' overall total in individual titles to 208. That total is more than four times that of second-place Lincoln (Pennsylvania) outdoor track and field. Averett (golf) and Wittenberg (outdoor track) won their first individual titles in any sport. Dubuque won its first golf individual championship, College of New Jersey won its first outdoor track event, Rose-Hulman took a swimming event for the first time, and Trinity (Tex.) won the individual cross country crown for the first time.

Championships History

Top Winners

School	Team Titles
1. Kenyon	24
2. Wis.-La Crosse	22
3. North Central	17
4. Cal St. Stanislaus	14
5. Hobart	13

School	Individual Titles
1. Kenyon	208
2. Lincoln (Pa.)	84
3. Wis.-La Crosse	63
4. UC San Diego +	50
5. Johns Hopkins	45

+ Now a Division II school.

Most Titles (One Sport)

School, Sport	Team Titles
1. Kenyon, Swimming and Diving	24
2. Hobart, Lacrosse *	13
3. Cal St. Stanislaus, Golf	12
North Central, Cross Country	12
5. Wis.-La Crosse, Indoor Track and Field	10

School, Sport	Individual Titles
1. Kenyon, Swimming and Diving	208
2. Lincoln (Pa.), Outdoor Track and Field	50
3. Johns Hopkins, Swimming and Diving	45
4. UC San Diego, Swimming and Diving +	41
5. Lincoln (Pa.), Indoor Track and Field	34

** School now competes in Division I in sport.*
+ Now a Division II school.

Team Championships

(Note: Each school involved in a tie is credited with one championship.)
+Division I school. ++Division II school. +++ NAIA school.

	Baseball	Basketball	Cross Country	Football	Golf	Ice Hockey	Lacrosse	Soccer	Swimming	Tennis	Indoor Track	Outdoor Track	Wrestling	Totals
Albion	—	—	—	1	—	—	—	—	—	—	—	—	—	1
Allegheny	—	—	—	1	1	—	—	—	—	—	—	—	—	2
Ashland ++	—	—	1	—	—	—	—	—	—	—	—	1	—	2
Augsburg	—	—	—	—	—	—	—	—	—	—	—	—	8	8
Augustana (Ill.)	—	—	—	4	—	—	—	—	—	—	—	—	—	4
Averett	—	—	—	—	1	—	—	—	—	—	—	—	—	1
Babson	—	—	—	—	—	1	—	3	—	—	—	—	—	4
Baldwin-Wallace	—	—	—	1	—	—	—	—	—	—	—	—	—	1
Bemidji St. ++	—	—	—	—	—	1	—	—	—	—	—	—	—	1
Bethany (W.Va.)	—	—	—	—	—	—	—	1	—	—	—	—	—	1
Brandeis	—	—	1	—	—	—	—	1	—	—	—	—	—	2
Brockport St.	—	—	—	—	—	—	—	1	—	—	—	—	5	6
Buffalo +	—	—	—	—	—	—	—	—	—	—	—	—	1	1
UC San Diego ++	—	—	—	—	1	—	—	3	—	—	—	—	—	4
UC Santa Cruz	—	—	—	—	—	—	—	—	—	4	—	—	—	4
Cal St. Chico ++	—	—	—	—	—	—	—	—	1	—	—	—	—	1
Cal St. Stanislaus ++	2	—	—	—	12	—	—	—	—	—	—	—	—	14
Calvin	—	2	1	—	—	—	—	—	—	—	—	—	—	3
Carleton	—	—	1	—	—	—	—	—	—	—	—	—	—	1
Catholic	—	1	—	—	—	—	—	—	—	—	—	—	—	1
Central (Iowa)	—	—	—	1	—	—	—	—	—	—	—	—	—	1
Chapman	1	—	—	—	—	—	—	—	—	—	—	—	—	1
Claremont-M-S	—	—	—	—	—	—	—	—	—	1	—	—	—	1
Dayton +	—	—	—	2	—	—	—	—	—	—	—	—	—	2
Eastern Conn. St.	4	—	—	—	—	—	—	—	—	—	—	—	—	4
Emory	—	—	—	—	—	—	—	—	—	1	—	—	—	1
Frostburg St.	—	—	—	—	—	—	—	—	—	—	1	2	—	3
Greensboro	—	—	—	—	1	—	—	—	—	—	—	—	—	1
Guilford	—	—	—	—	1	—	—	—	—	—	—	—	—	1
Gust. Adolphus	—	—	—	—	—	—	—	—	—	2	—	—	—	2
Hobart	—	—	—	—	—	—	13	—	—	—	—	—	—	13
Ill. Wesleyan	—	1	—	—	—	—	—	—	—	—	—	—	—	1
Ithaca	2	—	—	3	—	—	—	—	—	—	—	—	3	8
John Carroll	—	—	—	—	—	—	—	—	—	—	—	—	1	1
Johns Hopkins	—	—	—	—	—	—	—	—	3	—	—	—	—	3
Kalamazoo	—	—	—	—	—	—	—	—	—	7	—	—	—	7
Kean	—	—	—	—	—	—	—	1	—	—	—	—	—	1
Kenyon	—	—	—	—	—	—	—	—	24	—	—	—	—	24
La Verne	1	—	—	—	—	—	—	—	—	—	—	—	—	1
Lebanon Valley	—	1	—	—	—	—	—	—	—	—	—	—	—	1
LeMoyne-Owen ++	—	1	—	—	—	—	—	—	—	—	—	—	—	1
Lincoln (Pa.)	—	—	—	—	—	—	—	—	—	—	6	6	—	12
Lock Haven ++	—	—	—	—	—	—	—	2	—	—	—	—	—	2
Luther	—	—	1	—	—	—	—	—	—	—	—	—	—	1
Marietta	3	—	—	—	—	—	—	—	—	—	—	—	—	3
Messiah	—	—	—	—	—	—	—	2	—	—	—	—	—	2
Methodist	—	—	—	—	9	—	—	—	—	—	—	—	—	9
Middlebury	—	—	—	—	—	6	3	—	—	—	—	—	—	9
Montclair St.	3	—	—	—	—	—	—	—	—	—	—	—	2	5
Mount Union	—	—	1	7	—	—	—	—	—	—	—	—	—	8
Nazareth	—	—	—	—	—	—	3	—	—	—	—	—	—	3
TCNJ	—	—	—	—	—	—	—	1	—	—	—	—	5	6
UNC Greensboro +	—	—	—	—	—	—	—	5	—	—	—	—	—	5
N.C. Wesleyan	2	—	—	—	—	—	—	—	—	—	—	—	—	2
North Central	—	—	12	—	—	—	—	—	—	—	1	4	—	17
North Park	—	5	—	—	—	—	—	—	—	—	—	—	—	5
Norwich	—	—	—	—	—	2	—	—	—	—	—	—	—	2
Occidental	—	—	1	—	—	—	—	—	—	—	—	1	—	2
Ohio Northern	—	1	—	—	—	—	—	—	—	—	—	—	—	1
Ohio Wesleyan	—	1	—	—	—	—	—	1	—	—	—	—	—	1
Otterbein	—	1	—	—	—	—	—	—	—	—	—	—	—	1
Pacific Lutheran	—	—	—	1	—	—	—	—	—	—	—	—	—	1
Plattsburgh St.	—	—	—	—	—	2	—	—	—	—	—	—	—	2
Potsdam St.	—	2	—	—	—	—	—	—	—	—	—	—	—	2
Ramapo	1	—	—	—	1	—	—	—	—	—	—	—	—	2
Redlands	—	—	—	—	—	—	—	—	—	3	—	—	—	3
Richard Stockton	—	—	—	—	—	—	—	1	—	—	—	—	—	1
Rochester	—	1	1	—	—	—	—	—	—	—	—	—	—	2
Rochester Inst.	—	—	—	—	—	1	—	—	—	—	—	—	—	1
Rowan	2	1	—	—	—	—	—	2	—	—	—	5	—	10
St. John's (Minn.)	—	—	—	1	—	—	—	—	—	—	—	—	—	1
St. Lawrence	—	—	—	—	—	—	—	1	1	—	—	—	1	3
St. Thomas (Minn.)	1	—	2	—	—	—	—	—	—	—	1	—	—	4
Salisbury	—	—	—	—	—	—	4	—	—	—	—	—	—	4
Scranton	—	2	—	—	—	—	—	—	—	—	—	—	—	2
Slippery Rock ++	—	—	—	—	—	—	—	—	—	—	—	1	—	1
Southern Me.	2	—	—	—	—	—	—	—	—	—	—	—	—	2

	Baseball	Basketball	Cross Country	Football	Golf	Ice Hockey	Lacrosse	Soccer	Swimming	Tennis	Indoor Track	Outdoor Track	Wrestling	Totals
Southern-N.O. +++	—	—	—	—	—	—	—	—	—	—	—	3	—	3
Swarthmore	—	—	—	—	—	—	—	—	—	4	—	—	—	4
Trinity (Tex.)	—	—	—	—	—	—	—	—	—	1	—	—	—	1
Wabash	—	1	—	—	—	—	—	—	—	—	—	—	—	1
Wagner +	—	—	—	1	—	—	—	—	—	—	—	—	—	1
Wartburg	—	—	—	—	—	—	—	—	—	—	—	—	3	3
Washington (Md.)	—	—	—	—	—	—	1	—	—	2	—	—	—	3
Wash. & Lee	—	—	—	—	—	—	—	—	—	1	—	—	—	1
West Ga. ++	—	—	—	1	—	—	—	—	—	—	—	—	—	1
Wheaton (Ill.)	—	—	—	—	—	—	—	2	—	—	—	—	—	2
Widener	—	—	—	2	—	—	—	—	—	—	—	—	—	2
Wilkes	—	—	—	—	—	—	—	—	—	—	—	—	1	1
Williams	—	1	2	—	—	—	—	1	—	3	—	—	—	7
Wm. Paterson	2	—	—	—	—	—	—	—	—	—	—	—	—	2
Wis.-Eau Claire	—	—	—	—	1	—	—	—	—	—	—	—	—	1
Wis.-La Crosse	—	—	2	2	—	—	—	—	—	—	10	8	—	22
Wis.-Oshkosh	2	—	4	—	—	—	—	—	—	—	—	—	—	6
Wis.-Platteville	—	4	—	—	—	—	—	—	—	—	—	—	—	4
Wis.-River Falls	—	—	—	—	—	2	—	—	—	—	—	—	—	2
Wis.-Stevens Point	—	—	—	—	—	4	—	—	—	—	—	—	—	4
Wis.-Superior	—	—	—	—	—	1	—	—	—	—	—	—	—	1
Wis.-Whitewater	—	2	—	—	—	—	—	—	—	—	—	—	—	2
Wittenberg	—	1	—	2	—	—	—	—	—	—	—	—	—	3
Wooster	—	—	—	—	1	—	—	—	—	—	—	—	—	1

Individual Championships

(Note: Each school is credited with one championship for each competitor involved in a tie. In tennis, two championships are awarded each year: one to the school whose competitor wins the singles championship and one to the school whose team wins the doubles championship. In swimming and track, relays count as one championship.) +Division I school. ++Division II school. +++ NAIA school.

	Cross Country	Golf	Swimming	Tennis	Indoor Track	Outdoor Track	Wrestling	Totals
Albion	—	—	—	—	—	5	—	5
Alfred	—	—	6	—	—	1	—	7
Allegheny	—	1	2	—	1	1	2	7
American (P.R.) +++	—	—	—	—	—	1	—	1
Amherst	—	—	3	—	2	3	—	8
Aquinas +++	—	—	—	—	—	1	—	1
Averett	—	1	—	—	—	—	—	1
Ashland ++	1	—	—	—	—	7	1	9
Augsburg	—	—	—	—	—	—	27	27
Augustana (Ill.)	3	—	—	—	5	14	7	29
Babson	—	—	—	1	—	—	—	1
Baldwin-Wallace	—	—	—	—	—	1	2	3
Bates	—	—	—	—	4	6	—	10
Benedictine (Ill.)	—	—	—	—	—	3	—	3
Binghamton +	—	—	—	—	—	1	4	5
Bowdoin	—	—	4	—	—	1	—	5
Brandeis	1	—	—	1	3	5	—	10
Bridgewater (Va.)	—	—	—	—	1	—	—	1
Brockport St.	—	—	—	—	—	1	24	25
Buena Vista	—	—	—	—	1	—	6	7
Buffalo +	—	—	—	—	—	1	2	3
Buffalo St.	—	—	—	—	1	1	—	2
UC San Diego ++	—	1	41	1	—	7	—	50
UC Santa Cruz	—	—	2	8	—	—	—	10
Cal Lutheran	—	—	—	2	—	—	—	2
Cal St. Chico ++	—	—	6	—	—	2	—	8
Cal St. Stanislaus ++	—	5	—	—	—	6	—	11
Calvin	—	—	—	—	—	4	—	4
Carleton	2	—	5	—	1	2	—	10
Carnegie Mellon	—	—	3	1	—	—	—	4

	Cross Country	Golf	Swimming	Tennis	Indoor Track	Outdoor Track	Wrestling	Totals
Carroll (Wis.)	—	—	—	—	—	2	—	2
Carthage	—	—	—	—	—	3	—	3
Case Reserve	—	—	3	—	—	3	3	9
Catholic	—	—	—	—	—	1	—	1
CCNY	—	—	—	—	—	1	—	1
Central (Iowa)	—	1	—	—	—	7	4	12
Centre	—	—	1	—	—	—	—	1
Chicago	—	—	1	—	—	—	2	3
Chris. Newport	—	1	—	—	2	1	—	4
Claremont-M-S	—	—	23	8	—	4	—	35
Coast Guard	—	—	3	—	1	1	—	5
Coe	—	—	—	—	—	3	—	3
Colby	—	—	—	—	—	4	—	4
Concordia-M'head	—	—	—	—	2	1	1	4
Cornell College	—	—	—	—	1	—	1	2
Cortland St.	—	—	2	—	2	4	3	11
Delaware Valley	—	—	—	—	—	—	7	7
Denison	—	—	15	—	1	3	—	19
DePauw	—	—	—	—	—	2	—	2
Dickinson	—	—	1	—	—	—	—	1
Doane +++	—	—	—	—	—	2	—	2
Dubuque	—	—	—	—	1	—	1	2
Elizabethtown	—	—	—	—	—	—	2	2
Elmhurst	—	—	—	—	1	1	—	2
Emory	—	1	3	—	—	1	—	5
Eureka	—	—	—	—	1	—	—	1
Fisk	—	—	—	—	—	9	—	9
Fitchburg St.	—	—	—	—	3	5	—	8
Fort Valley St. ++	—	—	—	—	—	1	—	1
Fredonia St.	—	—	—	—	4	1	—	5
Frostburg St.	—	—	—	—	5	16	—	21
Gettysburg	—	—	—	—	—	1	1	2
Greensboro	—	1	—	—	—	—	—	1
Grinnell	—	—	2	—	—	—	—	2
Grove City	—	—	5	—	—	—	—	5
Gust. Adolphus	—	1	—	7	—	1	—	9
Hamilton	—	—	1	—	—	—	—	1
Hamline	—	—	—	—	—	12	—	12
Hampden-Sydney	—	1	—	—	—	—	—	1
Haverford	2	—	—	—	9	12	—	23
Hiram	—	—	1	—	—	—	—	1
Hope	—	—	11	—	—	1	—	12
Howard Payne	—	—	—	—	—	2	—	2
Humboldt St. ++	—	—	—	—	—	3	4	7
Hunter	—	—	—	—	1	2	—	3
Illinois Col.	—	—	—	—	—	1	—	1
Ill. Wesleyan	—	—	—	—	3	1	—	4
Ithaca	—	—	2	—	—	—	7	9
Jamestown +++	—	—	—	—	—	2	—	2
John Carroll	—	—	2	—	1	2	16	21
Johns Hopkins	—	—	45	—	—	—	—	45
Kalamazoo	—	—	10	9	—	—	—	19
Kean	—	—	—	—	—	—	1	1
Keene St.	—	—	—	—	2	3	—	5
Kenyon	—	—	208	—	—	—	—	208
Knox	—	—	—	—	—	1	—	1
Kutztown ++	—	—	2	—	—	—	—	2
La Verne	—	—	—	—	—	3	—	3
Lake Forest	—	—	1	—	—	—	—	1
Lake Superior St. ++	—	—	—	—	—	—	1	1
Lawrence	—	—	—	—	—	—	1	1
Lincoln (Pa.)	—	—	—	—	34	50	—	84
Loras	—	—	—	—	2	3	2	7
Luther	—	—	—	—	1	—	6	7
Lycoming	—	—	—	—	—	—	4	4
Lynchburg	—	—	—	—	2	6	—	8
Macalester	—	—	—	—	—	2	—	2
Manchester	—	—	—	—	—	—	1	1
Manhattanville	—	—	1	—	—	—	—	1
Maryville (Mo.)	—	—	—	—	—	1	—	1
Mass.-Boston	1	—	—	—	1	1	—	3
Mass.-Dartmouth	1	1	2	—	—	3	—	7
Mass.-Lowell ++	1	—	—	—	—	1	—	2
McDaniel	—	—	—	—	—	1	—	1
McMurry	—	—	—	—	4	3	—	7
Merchant Marine	—	—	3	—	—	—	—	3
Messiah	—	—	—	—	—	1	1	2
Methodist	—	9	—	—	—	—	—	9
Middlebury	—	—	3	—	—	1	—	4
Miles ++	—	—	—	—	—	1	—	1

	Cross Country	Golf	Swimming	Tennis	Indoor Track	Outdoor Track	Wrestling	Totals
Millersville ++	—	—	—	—	—	1	6	7
Millikin	—	—	7	—	—	1	—	8
Minn.-Morris ++	—	—	—	—	—	—	4	4
Misericordia	—	—	1	—	—	—	—	1
MIT	—	—	—	—	5	5	—	10
Monmouth +	—	—	11	—	—	—	—	11
Monmouth (Ill.)	—	—	—	—	—	2	—	2
Montclair St.	—	—	—	—	2	5	28	35
Moravian	—	—	—	—	3	1	1	5
Morehouse ++	—	—	—	—	—	3	—	3
Mount Union	—	—	2	—	11	20	1	34
Muskingum	—	—	—	—	3	3	1	7
Neb. Wesleyan	1	—	—	—	13	12	—	26
TCNJ	—	—	1	—	—	1	20	22
New Paltz St.	—	—	6	—	—	—	—	6
UNC Greensboro +	—	1	—	—	—	—	—	1
North Central	7	—	—	—	10	20	—	37
North Park	—	—	—	—	—	1	—	1
Norwich	—	—	1	—	—	—	1	2
Oberlin	—	—	6	—	—	—	—	6
Occidental	—	—	7	—	—	11	—	18
Ohio Northern	—	—	—	—	—	—	2	2
Ohio Wesleyan	—	—	—	—	1	8	—	9
Olivet	—	—	—	—	—	—	1	1
Oneonta St.	—	—	2	—	—	—	—	2
Oswego St.	—	1	—	—	—	—	2	3
Otterbein	—	—	—	—	1	3	—	4
Pacific Lutheran	—	—	—	—	1	1	—	2
Plattsburgh St.	—	—	—	—	1	1	—	2
Pomona-Pitzer	—	—	5	—	—	15	—	20
Potsdam St.	—	—	—	—	—	—	2	2
Pratt +++	—	—	—	—	—	1	—	1
Principia	1	—	—	2	—	1	—	4
Puget Sound	1	—	—	—	—	—	—	1
Redlands	—	1	1	5	—	2	—	9
Rensselaer	—	—	—	—	1	3	—	4
Rhode Island Col.	—	—	—	—	—	1	1	2
Richard Stockton	—	—	—	—	2	2	—	4
Ripon	—	—	—	—	—	1	1	2
Rochester	1	—	—	1	—	3	—	5
Rochester Inst.	—	—	1	—	—	2	4	7
Rockford	—	—	2	—	—	—	—	2
Rose-Hulman	—	—	1	—	2	3	—	6
Rowan	—	—	3	—	3	23	2	31
St. John's (Minn.)	—	—	2	—	—	4	2	8
St. Lawrence	1	—	12	—	5	4	9	31
St. Norbert	—	—	—	—	—	2	—	2
St. Olaf	—	—	15	—	2	3	—	20
St. Thomas (Minn.)	1	—	—	—	10	15	1	27
Salisbury	—	—	—	—	—	—	6	6
Simpson	—	—	—	—	2	6	4	12
Slippery Rock ++	—	—	2	—	—	4	—	6
Southern-N.O. +++	—	—	—	—	—	19	—	19
Springfield	—	—	—	—	1	1	—	2
Susquehanna	—	—	—	—	—	7	—	7
Swarthmore	—	—	—	2	—	—	—	2
Thiel	—	—	—	—	—	2	—	2
Tri-State +++	—	—	—	—	—	1	—	1
Trinity (Conn.)	1	—	—	—	2	—	—	3
Tufts	—	—	2	—	—	6	—	8
Union (N.Y.)	—	—	3	—	1	3	—	7
Upper Iowa	—	—	—	—	1	2	7	10
Ursinus	—	—	—	—	1	3	—	4
Wabash	—	—	1	—	—	1	—	2
Wartburg	—	—	—	—	—	1	15	16
Wash. & Jeff.	—	—	1	—	—	—	—	1
Wash. & Lee	—	—	4	4	—	—	—	8
Washington (Md.)	—	—	—	3	—	—	—	3
Washington (Mo.)	—	—	—	—	—	2	—	2
Wesley	—	1	—	—	—	—	—	1
Westminster (Mo.)	—	—	—	—	—	1	—	1
Westmont +++	—	—	—	—	—	6	—	6
Wheaton (Ill.)	1	—	5	—	—	6	5	17
Wheaton (Mass.)	—	—	—	—	6	6	—	12
Whitworth	—	—	2	—	—	—	—	2
Widener	—	—	—	—	—	3	—	3
Wilkes	—	—	—	—	—	—	5	5
Willamette	—	—	—	—	—	4	—	4
Wm. Paterson	—	—	5	—	—	1	—	6
William Penn+++	—	—	—	—	—	1	1	2
Williams	1	—	9	1	3	5	—	19

	Cross Country	Golf	Swimming	Tennis	Indoor Track	Outdoor Track	Wrestling	Totals
Wilmington (Ohio)	—	—	—	—	—	—	1	1
Wis.-Eau Claire	—	—	5	—	3	5	—	13
Wis.-La Crosse	1	—	—	—	23	34	5	63
Wis.-Milwaukee +	—	—	—	—	—	1	—	1
Wis.-Oshkosh	—	—	1	—	7	12	—	20
Wis.-Platteville	—	—	—	—	2	5	—	7
Wis.-River Falls	—	—	—	—	—	—	2	2
Wis.-Stevens Point	1	—	5	—	8	7	6	27
Wis.-Stout	—	—	—	—	3	6	1	10
Wis.-Whitewater	—	—	—	—	1	5	3	9
Wittenberg	—	—	—	—	—	1	—	1
Wooster	—	—	1	—	—	—	—	1
WPI	—	1	—	—	—	—	—	1

Photo by Erik S. Lessner/NCAA Photos

Kenyon won 15 of 20 individual titles while winning the 2003 swimming team championship.

Women's Summaries

National Collegiate / Division I 304
Division II 308
Division III 312

Summary

NATIONAL COLLEGIATE/DIVISION I

Photo by Phillip Wallrod/NCAA Photos

LSU's Muna Lee won the indoor 60-meter dash.

2002-03 Championships

Highlights

UCLA was the only school to win three team championships, as the Bruins claimed gymnastics, softball and water polo. Two other schools, LSU and Southern California, won two team championships. The Tigers won indoor and outdoor track and field, and the Trojans won golf (for the first time) and volleyball. LSU's wins enabled the Tigers to surpass North Carolina for second on the all-time list with 23 and draw to within six of first-place Stanford, which did not win a team championship this academic year. Wake Forest (field hockey) and Portland (soccer) won team championships for the first time in any sport. Harvard won rowing for the first time.

In individual championships, Auburn won nine championships, six in swimming, two in indoor track and field, and one in outdoor track and field. Five schools – Georgia Tech, North Carolina, UCLA and Stanford – won five championships each. Stanford increased its first-place all-time total to 151 in that category. The Cardinal swimming and diving team increased its first-place take to 115, which leads all sports. Rutgers won its first individual title in any sport, claiming a fencing championship. Other schools to claim an individual champion for the first time in a sport included Harvard (rowing), Mississippi State (outdoor track and field), North Carolina (cross country), Northern Arizona (indoor track and field), Notre Dame (swimming and diving) and Penn State (outdoor track and field).

History

Top Winners

School	Team Titles
1. Stanford	29
2. LSU	23
UCLA	23
4. North Carolina	21
5. Texas	20

School	Individual Titles
1. Stanford	151
2. Texas	124
3. Florida	112
4. UCLA	80
5. LSU	76

Titles (One Sport)

School, Sport	Team Titles
1. North Carolina, Soccer	16
2. LSU, Outdoor Track and Field	13
3. Stanford, Tennis	12
4. LSU, Indoor Track and Field	10
5. Utah, Gymnastics	9
Old Dominion, Field Hockey	9
Maryland, Lacrosse	9
UCLA, Softball	9

School, Sport	Individual Titles
1. Stanford, Swimming and Diving	115
2. Florida, Swimming and Diving	79
3. Texas, Swimming and Diving	67
4. LSU, Outdoor Track and Field	43
5. UCLA, Outdoor Track and Field	35

National Collegiate/Division I Team Championships

(Note: Women's fencing was discontinued after 1989; a coed championship has been held since 1990. Coed championships are recorded in the men's section because mixed teams of men and women competitors are designated as men's teams in NCAA legislation.)

+Division II school.

	Basketball	Cross Country	Fencing	Field Hockey	Golf	Gymnastics	Ice Hockey	Lacrosse	Rowing	Soccer	Softball	Swimming	Tennis	Indoor Track	Outdoor Track	Volleyball	Water Polo	Totals
Alabama	—	—	—	—	—	4	—	—	—	—	—	—	—	—	—	—	—	4
Arizona	—	—	—	—	2	—	—	—	—	—	6	—	—	—	—	—	—	8
Arizona St.	—	—	—	—	6	—	—	—	—	—	—	—	—	—	—	—	—	6
Auburn	—	—	—	—	—	—	—	—	—	—	—	2	—	—	—	—	—	2
Brigham Young	—	4	—	—	—	—	—	—	—	—	—	—	—	—	—	—	—	4
Brown	—	—	—	—	—	—	—	—	3	—	—	—	—	—	—	—	—	3
California	—	—	—	—	—	—	—	—	—	—	1	—	—	—	—	—	—	1
Cal St. Fullerton	—	—	—	—	—	—	—	—	—	—	1	—	—	—	—	—	—	1
Colorado	—	1	—	—	—	—	—	—	—	—	—	—	—	—	—	—	—	1
Connecticut	4	—	—	2	—	—	—	—	—	—	—	—	—	—	—	—	—	6
Delaware	—	—	—	—	—	—	—	1	—	—	—	—	—	—	—	—	—	1
Duke	—	—	—	—	2	—	—	—	—	—	—	—	—	—	—	—	—	2
Florida	—	—	—	—	2	—	—	—	—	1	—	1	4	1	—	—	—	9
Florida St.	—	—	—	—	—	—	—	—	—	—	—	—	—	1	1	—	—	2
Fresno St.	—	—	—	—	—	—	—	—	—	—	1	—	—	—	—	—	—	1
George Mason	—	—	—	—	—	—	—	—	—	1	—	—	—	—	—	—	—	1
Georgia	—	—	—	—	1	5	—	—	—	—	—	3	2	—	—	—	—	11
Harvard	—	—	—	—	—	—	—	1	1	—	—	—	—	—	—	—	—	2
Hawaii	—	—	—	—	—	—	—	—	—	—	—	—	—	—	—	3	—	3
Iowa	—	—	—	1	—	—	—	—	—	—	—	—	—	—	—	—	—	1
James Madison	—	—	—	1	—	—	—	—	—	—	—	—	—	—	—	—	—	1
Kentucky	—	1	—	—	—	—	—	—	—	—	—	—	—	—	—	—	—	1
Long Beach St.	—	—	—	—	—	—	—	—	—	—	—	—	—	—	—	3	—	3
LSU	—	—	—	—	—	—	—	—	—	—	—	—	—	10	13	—	—	23
Louisiana Tech	2	—	—	—	—	—	—	—	—	—	—	—	—	—	—	—	—	2
Maryland	—	—	—	3	—	—	—	9	—	—	—	—	—	—	—	—	—	12
Massachusetts	—	—	—	—	—	—	—	1	—	—	—	—	—	—	—	—	—	1
Miami (Fla.)	—	—	—	—	1	—	—	—	—	—	—	—	—	—	—	—	—	1
Michigan	—	—	—	1	—	—	—	—	—	—	—	—	—	—	—	—	—	1
Minn. Duluth	—	—	—	—	—	—	3	—	—	—	—	—	—	—	—	—	—	3
Nebraska	—	—	—	—	—	—	—	—	—	—	—	—	—	2	—	2	—	4
New Hampshire	—	—	—	—	—	—	—	1	—	—	—	—	—	—	—	—	—	1
North Carolina	1	—	—	4	—	—	—	—	—	16	—	—	—	—	—	—	—	21
Notre Dame	1	—	1	—	—	—	—	—	—	1	—	—	—	—	—	—	—	3
Oklahoma	—	—	—	—	—	—	—	—	—	—	1	—	—	—	—	—	—	1
Old Dominion	1	—	—	9	—	—	—	—	—	—	—	—	—	—	—	—	—	10
Oregon	—	2	—	—	—	—	—	—	—	—	—	—	—	—	1	—	—	3
Pacific (Cal.)	—	—	—	—	—	—	—	—	—	—	—	—	—	—	—	2	—	2
Pennsylvania	—	—	1	—	—	—	—	—	—	—	—	—	—	—	—	—	—	1
Penn St.	—	—	1	—	—	—	—	2	—	—	—	—	—	—	—	1	—	4
Portland	—	—	—	—	—	—	—	—	—	1	—	—	—	—	—	—	—	1
Princeton	—	—	—	—	—	—	—	3	—	—	—	—	—	—	—	—	—	3
Providence	—	1	—	—	—	—	—	—	—	—	—	—	—	—	—	—	—	1
Purdue	1	—	—	—	—	—	—	—	—	—	—	—	—	—	—	—	—	1
San Jose St.	—	—	—	—	3	—	—	—	—	—	—	—	—	—	—	—	—	3
Santa Clara	—	—	—	—	—	—	—	—	—	1	—	—	—	—	—	—	—	1
South Carolina	—	—	—	—	—	—	—	—	—	—	—	—	—	—	1	—	—	1
Southern California	2	—	—	—	1	—	—	—	—	—	—	1	2	—	1	2	—	9
Stanford	2	1	—	—	—	—	—	—	—	—	—	8	12	—	—	5	1	29
Temple	—	—	—	—	—	—	—	2	—	—	—	—	—	—	—	—	—	2
Tennessee	6	—	—	—	—	—	—	—	—	—	—	—	—	—	—	—	—	6
Texas	1	1	—	—	—	—	—	—	—	—	—	7	2	5	3	1	1	20
Texas A&M	—	—	—	—	—	—	—	—	—	—	2	—	—	—	—	—	—	2
TCU	—	—	—	—	1	—	—	—	—	—	—	—	—	—	—	—	—	1
Texas Tech	1	—	—	—	—	—	—	—	—	—	—	—	—	—	—	—	—	1
Tulsa	—	—	—	—	2	—	—	—	—	—	—	—	—	—	—	—	—	2
UCLA	—	—	—	—	1	4	—	—	—	—	9	—	—	2	2	3	2	23
Utah	—	—	—	—	—	9	—	—	—	—	—	—	—	—	—	—	—	9
Villanova	—	7	—	—	—	—	—	—	—	—	—	—	—	—	—	—	—	7
Virginia	—	2	—	—	—	—	—	2	—	—	—	—	—	—	—	—	—	4
Wake Forest	—	—	—	1	—	—	—	—	—	—	—	—	—	—	—	—	—	1
Washington	—	—	—	—	—	—	—	—	3	—	—	—	—	—	—	—	—	3
Wayne St. (Mich.) +	—	—	3	—	—	—	—	—	—	—	—	—	—	—	—	—	—	3
Wisconsin	—	2	—	—	—	—	—	—	—	—	—	—	—	—	—	—	—	2
Yale	—	—	2	—	—	—	—	—	—	—	—	—	—	—	—	—	—	2

National Collegiate/Division I Individual Championships

(Notes: Each school is credited with one championship for each competitor involved in a tie. The fencing, rifle and skiing champions are included with the Men's National Collegiate/Division I Championships because mixed teams of men and women competitors are designated as men's teams in NCAA legislation. In tennis, two championships are awarded each year: one to the school whose competitor wins the singles championship and one to the school whose team wins the doubles championship. In swimming and track, relay victories count as one championship.)

+Division II school. ++Division III school.

	Cross Country	Fencing	Golf	Gymnastics	Rowing	Swimming	Tennis	Indoor Track	Outdoor Track	Totals
Abilene Christian +	—	—	—	—	—	—	—	—	1	1
Akron	—	—	—	—	—	—	—	—	1	1
Alabama	—	—	—	14	—	1	—	4	7	26
Appalachian St.	—	—	—	—	—	—	—	—	2	2
Arizona	2	—	4	2	—	19	1	10	15	53
Arizona St.	—	—	4	9	—	3	—	5	6	27
Arkansas	—	—	—	—	—	1	—	5	2	8
Ark.-Little Rock	—	—	—	—	—	—	—	1	—	1
Auburn	—	—	—	—	—	14	—	6	5	25
Ball St.	—	—	—	—	—	—	—	—	1	1
Baylor	—	—	—	—	—	—	—	1	1	2
Boston U.	—	—	—	—	—	—	—	1	—	1
Boston College	—	—	—	—	—	—	—	1	—	1
Bowling Green	—	—	—	1	—	—	—	—	—	1
Brigham Young	—	—	—	—	—	3	—	2	12	17
Brown	—	—	—	—	7	—	—	—	—	7
California	—	—	—	—	—	21	4	2	4	31
Cal Poly	—	—	—	—	—	—	—	—	3	3
Cal St. Fullerton	—	—	—	1	—	—	—	—	—	1
Cal St. L.A. +	—	—	—	—	—	—	—	—	3	3
Cal St. Northridge	—	—	—	—	—	—	—	—	1	1
Cincinnati	—	—	—	—	—	1	—	—	—	1
Clemson	—	—	—	—	—	4	—	3	2	9
Colorado	1	—	—	—	—	—	—	2	2	5
Colorado St.	—	—	—	—	—	1	—	—	—	1
Columbia-Barnard	—	2	—	—	—	4	—	—	—	6
Duke	—	—	2	—	—	—	1	—	—	3
East Tenn. St.	—	—	—	—	—	—	—	1	—	1
Eastern Mich.	—	—	—	—	—	—	—	2	1	3
Fairleigh Dickinson	—	—	—	—	—	—	—	2	—	2
Florida	—	—	2	3	—	79	8	10	10	112
Florida St.	—	—	—	—	—	—	—	4	13	17
Fresno St.	—	—	—	—	—	—	—	2	—	2
Furman	—	—	—	—	—	1	—	—	—	1
George Mason	—	—	—	—	—	—	—	3	6	9
Georgetown	—	—	—	—	—	—	—	3	1	4
Georgia	—	—	2	26	—	27	2	6	7	70
Georgia Tech	—	—	—	—	—	—	—	1	—	1
Grambling	—	—	—	—	—	—	—	1	—	1
Harvard	—	—	—	—	1	—	—	3	3	7
Hawaii	—	—	—	—	—	2	—	—	1	3
Houston	—	—	—	—	—	5	—	4	6	15
Idaho	—	—	—	—	—	—	—	—	1	1
Idaho St.	—	—	—	—	—	—	—	—	1	1
Illinois	—	—	—	—	—	—	—	1	5	6
Indiana	2	—	—	—	—	1	—	2	2	7
Indiana St.	—	—	—	—	—	—	—	4	3	7
Iowa	—	—	—	—	—	—	—	2	1	3
Iowa St.	—	—	—	—	—	—	—	3	1	4
Jacksonville	—	—	—	—	—	—	—	1	—	1
Kansas	—	—	—	—	—	3	1	1	—	5
Kansas St.	—	—	—	—	—	—	—	—	5	5
Kentucky	—	—	—	8	—	—	—	1	3	12
La.-Monroe	—	—	—	—	—	—	—	—	1	1
Liberty	—	—	—	—	—	—	—	1	—	1
LSU	—	—	—	1	—	4	—	28	43	76
Manhattan	—	—	—	—	—	—	—	1	—	1
UMBC	—	—	—	—	—	—	—	1	—	1
Massachusetts	—	—	—	2	—	—	—	—	—	2
Miami (Fla.)	—	—	1	—	—	2	1	2	4	10
Miami (Ohio)	—	—	—	—	—	—	—	—	1	1
Michigan	1	—	—	5	1	9	—	3	—	19
Michigan St.	—	—	—	—	—	2	—	1	3	6
Middle Tenn.	—	—	—	—	—	—	—	1	—	1
Minnesota	—	—	—	1	—	1	—	—	—	2
Mississippi St.	—	—	—	—	—	—	1	—	1	2
Missouri	—	—	—	—	—	—	—	2	1	3
Morgan St.	—	—	—	—	—	—	—	—	1	1
Nebraska	—	—	—	4	—	1	—	9	18	32
Nevada	—	—	—	—	—	3	—	—	—	3

	Cross Country	Fencing	Golf	Gymnastics	Rowing	Swimming	Tennis	Indoor Track	Outdoor Track	Totals
UNLV	—	—	—	—	—	—	—	1	1	2
New Mexico	—	—	1	—	—	—	—	—	—	1
North Carolina	1	—	—	—	—	10	—	5	3	19
North Carolina St.	3	—	—	—	—	—	—	—	4	7
Northern Ariz.	1	—	—	—	—	—	—	1	1	3
Northwestern	—	—	—	—	—	—	1	—	—	1
Notre Dame	—	4	—	—	—	—	—	—	—	4
Ohio St.	—	—	—	—	—	4	—	2	1	7
Oklahoma	—	—	—	4	—	—	—	1	2	7
Oklahoma St.	—	—	—	—	—	—	—	3	1	4
Oregon	—	—	—	—	—	—	—	1	10	11
Oregon St.	—	—	—	6	—	—	—	—	—	6
Pennsylvania	—	1	—	—	—	—	—	—	—	1
Penn St.	—	5	—	1	—	—	—	—	1	7
Pittsburgh	—	—	—	1	—	—	—	7	3	11
Princeton	—	—	—	—	1	—	—	—	—	1
Providence	—	—	—	—	—	—	—	3	1	4
Purdue	—	—	—	—	—	—	—	1	2	3
Rice	—	—	—	—	—	—	—	5	9	14
Rutgers	—	1	—	—	—	—	—	—	—	1
St. John's (N.Y.)	—	2	—	—	—	—	—	—	—	2
St. Joseph's	—	—	—	—	—	—	—	—	1	1
San Diego	—	—	—	—	—	—	1	—	—	1
San Diego St.	—	—	—	—	—	—	—	—	3	3
San Jose St.	—	1	1	—	—	—	—	—	—	2
Seton Hall	—	—	—	—	—	—	—	2	2	4
South Carolina	—	—	—	—	—	—	—	8	9	17
Southern California	—	—	2	—	1	18	1	4	12	38
Southern Ill.	—	—	—	—	—	1	—	—	—	1
Southern Methodist	—	—	—	—	—	28	—	5	12	45
Southwest Tex. St.	—	—	—	—	—	—	—	—	2	2
Stanford	—	—	—	—	—	115	15	7	14	151
Tennessee	—	—	—	—	—	3	—	13	11	27
Texas	—	—	2	—	—	67	—	26	29	124
UTEP	—	—	—	—	—	—	—	3	3	6
Texas A&M	—	—	—	—	—	—	—	—	2	2
Texas Southern	—	—	—	—	—	—	—	1	3	4
Texas Tech	—	—	—	—	—	—	—	1	1	2
Trinity (Tex.) ++	—	—	—	—	—	—	1	—	—	1
Tulsa	—	—	2	—	—	—	—	—	—	2
UCLA	—	—	—	23	—	1	5	15	36	80
Utah	—	—	—	22	—	—	—	—	—	22
Vanderbilt	—	—	—	—	—	—	—	—	1	1
Villanova	7	—	—	—	—	2	—	18	14	41
Virginia	1	—	—	—	2	2	—	—	—	5
Wake Forest	—	—	—	—	—	—	1	—	—	1
Washington	—	—	—	2	8	—	—	—	2	12
Washington St.	—	—	—	—	—	—	—	2	3	5
Wayne St. (Mich.) +	—	1	—	—	—	—	—	—	—	1
Weber St.	—	—	—	—	—	—	—	1	—	1
West Virginia	—	—	—	—	—	—	—	1	1	2
Western Ill.	—	—	—	—	—	—	—	—	1	1
Wisconsin	3	—	—	—	—	—	—	15	18	36

Summary

DIVISION II

Photo by Henry Bargas/NCAA Photos

Yu Chuan Weng of BYU-Hawaii bumps during the Women's Division II Volleyball Championship.

2002-03 Championships

Highlights

Brigham Young-Hawaii and UC Davis were the only two schools to win multiple team titles. Each won two sports. Brigham Young-Hawaii claimed volleyball and tennis; UC Davis took rowing and softball. The softball crown was the Aggies' first in that sport. It was a year for new faces as four schools won team championships for the first time in any sport. Those schools included Christian Brothers (soccer), Rollins (golf), Lincoln (Missouri) (outdoor track and field), and Stonehill (lacrosse). South Dakota State won its first basketball title.

In individual championships, Lincoln (Missouri) led the way with eight, all coming in outdoor track and field. Cal State Bakersfield had five individual champions. Clark Atlanta won its first individual championship in any sport, claiming an outdoor track and field title. Rollins claimed a golf individual crown for the first time.

History

Top Winners

School	Team Titles
1. Abilene Christian	21
2. Cal Poly +	16
3. Cal St. Northridge +	12
4. Adams St.	8
North Dakota St.	8

School	Individual Titles
1. Abilene Christian	113
2. Cal St. Northridge +	62
3. St. Augustine's	60
4. Drury	53
5. Oakland +	50

+ Now a Division I school.

Titles (One Sport)

School, Sport	Team Titles
1. Abilene Christian, Indoor Track and Field	12
2. Cal Poly, Cross Country +	10
3. Abilene Christian, Outdoor Track and Field	9
4. Adams St., Cross Country	8
5. Cal Poly, Outdoor Track and Field +	6
Bloomsburg, Field Hockey	6
North Dakota St., Basketball	6

School, Sport	Individual Titles
1. Abilene Christian, Outdoor Track and Field	62
2. Drury, Swimming and Diving	53
3 Cal St. Northridge, Swimming and Diving +	51
4. Oakland, Swimming and Diving +	50
Abilene Christian, Indoor Track and Field	50

+ Now a Division I school.

Team Championships

(Notes: The Division II Field Hockey Championship was held from 1981-83 and was reinstated in 1992. The Division II Gymnastics Championships were held from 1982 -86. From 1996-99, Golf was a Division II/III championship. The championship was recorded in the division in which the winner competed.)

+Division I school. ++ Division III school.

	Basketball	Cross Country	Field Hockey	Golf	Gymnastics	Lacrosse	Rowing	Soccer	Softball	Swimming	Tennis	Indoor Track	Outdoor Track	Volleyball	Totals
Abilene Christian	—	—	—	—	—	—	—	—	—	—	—	12	9	—	21
Adams St.	—	8	—	—	—	—	—	—	—	—	—	—	—	—	8
Air Force +	—	—	—	—	—	—	—	—	—	2	—	—	—	—	2
Alabama A&M +	—	—	—	—	—	—	—	—	—	—	—	1	2	—	3
Armstrong Atlantic	—	—	—	—	—	—	—	—	—	—	2	—	—	—	2
Augustana (S.D.)	—	—	—	—	—	—	—	—	1	—	—	—	—	—	1
Barry	—	—	—	—	—	—	—	3	—	—	—	—	—	2	5
Bentley	—	—	1	—	—	—	—	—	—	—	—	—	—	—	1
Bloomsburg	—	—	7	—	—	—	—	—	—	—	—	—	—	—	7
BYU-Hawaii	—	—	—	—	—	—	—	—	—	—	4	—	—	2	6
C.W. Post	—	—	—	—	—	1	—	—	—	—	—	—	—	—	1
UC Davis	—	—	—	—	—	—	2	—	1	—	2	—	—	—	5
UC Riverside +	—	—	—	—	—	—	—	—	—	—	—	—	—	2	2
UC San Diego	—	—	—	—	—	—	—	2	—	—	—	—	—	—	2
Cal Poly +	—	10	—	—	—	—	—	—	—	—	—	—	6	—	16
Cal Poly Pomona	5	—	—	—	—	—	—	—	—	—	2	—	—	—	7
Cal St. Bakersfield	—	—	—	—	—	—	—	—	3	—	—	—	—	1	4
Cal St. Dom. Hills	—	—	—	—	—	—	—	1	—	—	—	—	—	—	1
Cal St. Hayward ++	—	—	—	—	—	—	—	1	—	—	—	—	—	—	1
Cal St. Northridge +	—	—	—	—	1	—	—	—	4	4	1	—	—	2	12
Calif. (Pa.)	—	—	—	—	—	—	—	—	2	—	—	—	—	—	2
Central Mo. St.	1	—	—	—	—	—	—	—	—	—	—	—	—	—	1
Chattanooga +	—	—	—	—	—	—	—	—	—	—	3	—	—	—	3
Christian Brothers	—	—	—	—	—	—	—	1	—	—	—	—	—	—	1
Clarion	—	—	—	—	—	—	—	—	—	3	—	—	—	—	3
Delta St.	3	—	—	—	—	—	—	—	—	—	—	—	—	—	3
Denver +	—	—	—	—	1	—	—	—	—	—	—	—	—	—	1
Drury	—	—	—	—	—	—	—	—	—	4	—	—	—	—	4
Fla. Southern	—	—	—	3	—	—	—	—	1	—	—	—	—	—	4
Franklin Pierce	—	—	—	—	—	—	—	5	—	—	—	—	—	—	5
Hampton +	1	—	—	—	—	—	—	—	—	—	—	—	—	—	1
Hawaii Pacific	—	—	—	—	—	—	—	—	—	—	—	—	—	2	2
Humboldt St.	—	—	—	—	—	—	—	—	1	—	—	—	—	—	1
Jacksonville St. +	—	—	—	—	2	—	—	—	—	—	—	—	—	—	2
Kennesaw St.	—	—	—	—	—	—	—	—	2	—	—	—	—	—	2
Lincoln (Mo.)	—	—	—	—	—	—	—	—	—	—	—	—	1	—	1
Lock Haven	—	—	5	—	—	—	—	—	—	—	—	—	—	—	5
Lynn	—	—	—	1	—	—	—	1	—	—	2	—	—	—	4
Merrimack	—	—	—	—	—	—	—	—	1	—	—	—	—	—	1
Mo. Southern St.	—	—	—	—	—	—	—	—	1	—	—	—	—	—	1
Neb.-Omaha	—	—	—	—	—	—	—	—	1	—	—	—	—	1	2
New Haven	1	—	—	—	—	—	—	—	—	—	—	—	—	—	1
North Dakota	3	—	—	—	—	—	—	—	—	—	—	—	—	—	3
North Dakota St.	6	—	—	—	—	—	—	—	1	—	—	1	—	—	8
North Fla.	—	—	—	—	—	—	—	—	—	—	1	—	—	—	1
Northern Mich.	—	—	—	—	—	—	—	—	—	—	—	—	—	2	2
Oakland +	—	—	—	—	—	—	—	—	—	5	—	—	—	—	5
Pfeiffer	—	—	1	—	—	—	—	—	—	—	—	—	—	—	1
Portland St. +	—	—	—	—	—	—	—	—	—	—	—	—	—	4	4
Rollins	—	—	—	1	—	—	—	—	—	—	—	—	—	—	1
Sacramento St. +	—	—	—	—	—	—	—	—	—	—	—	—	—	1	1
St. Augustine's	—	—	—	—	—	—	—	—	—	—	—	4	4	—	8
St. Mary's (Tex.)	—	—	—	—	—	—	—	—	1	—	—	—	—	—	1
Sam Houston St. +	—	—	—	—	—	—	—	—	1	—	—	—	—	—	1
Seattle Pacific	—	—	—	—	1	—	—	—	—	—	—	—	—	—	1
Stephen F. Austin +	—	—	—	—	—	—	—	—	1	—	—	—	—	—	1
SIU Edwardsville	—	—	—	—	—	—	—	—	—	—	4	—	—	—	4
Sonoma St.	—	—	—	—	—	—	—	1	—	—	—	—	—	—	1
South Dakota St.	1	1	—	—	—	—	—	—	—	—	—	—	—	—	2
South Fla. +	—	—	—	—	—	—	—	—	—	1	—	—	—	—	1
Stonehill	—	—	—	—	—	1	—	—	—	—	—	—	—	—	1
Truman	—	—	—	—	—	—	—	—	—	3	—	—	—	—	3
Virginia Union	1	—	—	—	—	—	—	—	—	—	—	—	—	—	1
West Chester	—	—	—	—	—	1	—	—	—	—	—	—	—	—	1
West Tex. A&M	—	—	—	—	—	—	—	—	—	—	—	—	—	3	3
Western St.	—	3	—	—	—	—	—	—	—	—	—	—	—	—	3

Individual Championships

(Notes: The Division II Gymnastics Championships were held from 1982-86. In tennis, individual championships were held from 1982-94. In swimming and track, relays count as one championship. From 1996-99, Golf was a Division II/III championship. The championship was recorded in the division in which the winner competed.)

+Division I school. ++Division III school.

	Cross Country	Golf	Gymnastics	Rowing	Swimming	Tennis	Indoor Track	Outdoor Track	Totals
Abilene Christian	—	—	—	—	—	1	50	62	113
Adams St.	3	—	—	—	—	—	12	12	27
Air Force +	1	—	2	—	25	2	3	5	38
Alabama A&M +	—	—	—	—	—	—	4	33	37
Angelo St.	—	—	—	—	—	—	—	5	5
Army +	—	—	—	—	10	—	1	4	15
Ashland	—	—	—	—	3	—	9	9	21
Augustana (S.D.)	—	—	—	—	—	—	2	1	3
Bemidji St.	—	—	—	—	—	—	1	—	1
Bloomsburg	—	—	—	—	5	—	—	—	5
Boston College +	—	—	—	—	5	—	—	—	5
UC Davis	—	—	—	4	16	—	2	4	26
UC San Diego	—	—	—	—	8	—	—	—	8
Cal Poly +	4	—	—	—	5	—	—	35	44
Cal Poly Pomona	—	—	1	—	—	3	—	11	15
Cal St. Bakersfield	—	—	—	—	17	1	—	9	27
Cal St. Chico	—	—	—	—	1	—	—	4	5
Cal St. Hayward ++	—	—	—	—	1	—	—	5	6
Cal St. L.A.	1	—	—	—	—	2	14	17	34
Cal St. Northridge +	1	—	3	—	51	1	—	6	62
Cal St. Stanislaus	—	—	—	—	—	—	—	4	4
Calif. (Pa.)	—	—	—	—	—	—	1	—	1
Central Mo. St.	—	—	—	—	—	—	—	1	1
Chattanooga +	—	—	—	—	—	1	—	—	1
Clarion	—	—	—	—	37	—	—	—	37
Clarke Atlanta	—	—	—	—	—	—	1	—	1
Denver +	—	—	3	—	—	—	—	—	3
Drury	—	—	—	—	53	—	—	—	53
East Stroudsburg	—	—	—	—	—	—	—	1	1
Emporia St.	—	—	—	—	—	—	3	8	11
Fla. Atlantic +	—	—	—	—	12	—	—	—	12
Fla. Southern	—	6	—	—	—	—	—	—	6
Fort Hays St. +	—	—	—	—	—	—	1	3	4
Fort Valley St.	—	—	—	—	—	—	—	1	1
Francis Marion	—	—	—	—	—	2	—	—	2
Furman +	—	—	—	—	7	—	—	—	7
Gardner-Webb	—	—	—	—	1	—	2	3	6
George Mason +	—	—	—	—	—	—	—	1	1
Georgetown +	—	—	—	—	—	1	—	—	1
Grand Canyon	—	—	—	—	—	2	—	—	2
Grand Valley St.	—	—	—	—	—	—	—	2	2
Hampton +	—	—	—	—	—	—	7	9	16
Harding	—	—	—	—	—	—	1	—	1
Indiana (Pa.)	—	—	—	—	—	—	—	2	2
Indianapolis	—	—	—	—	—	—	—	2	2
Ithaca ++	—	—	1	—	—	—	—	—	1
Jacksonville St. +	—	—	2	—	—	—	—	—	2
Kennesaw St.	2	—	—	—	—	—	—	2	4
Kentucky St.	—	—	—	—	—	—	1	—	1
Kutztown	—	—	—	—	2	—	—	1	3
Lewis	1	—	—	—	—	—	7	15	23
Lincoln (Mo.)	—	—	—	—	—	—	5	14	19
Lynn	—	1	—	—	—	—	—	—	1
Maine +	—	—	—	—	1	—	—	—	1
Mass.-Lowell	—	—	—	—	—	—	1	—	1
Minn. Duluth	—	—	—	—	—	—	1	—	1
Mo. Southern St.	—	—	—	—	—	—	1	1	2
Morgan St. +	—	—	—	—	—	—	—	6	6
Morningside	—	—	—	—	—	—	1	2	3
Navy +	—	—	—	—	1	—	2	—	3
Neb.-Kearney	—	—	—	—	—	—	1	1	2
Neb.-Omaha	—	—	—	—	2	—	1	—	3
Nevada +	—	—	—	—	1	—	—	—	1
New Hampshire +	—	—	—	—	1	—	—	—	1
NYIT	—	—	—	—	—	—	2	1	3
Norfolk St. +	—	—	—	—	—	—	6	13	19
N.C. Central	—	—	—	—	—	—	1	1	2
North Dakota	—	—	—	—	27	—	1	—	28
North Dakota St.	—	—	—	—	—	—	6	3	9
North Fla.	—	—	—	—	—	—	1	5	6

	Cross Country	Golf	Gymnastics	Rowing	Swimming	Tennis	Indoor Track	Outdoor Track	Totals
Northern Colo.	—	—	—	—	3	4	—	2	9
Northern Mich.	—	—	1	—	34	—	—	—	35
Northwest Mo. St.	—	—	—	—	—	—	2	—	2
Oakland +	—	—	—	—	50	—	—	—	50
Paine	—	—	—	—	—	—	—	1	1
Pittsburg St.	2	—	—	—	—	—	3	7	12
Portland St. +	—	—	—	—	—	—	—	2	2
Puget Sound ++	—	—	—	—	5	—	—	—	5
Rice +	—	—	—	—	1	—	—	—	1
Rollins	—	1	—	—	—	1	—	—	2
Sacramento St. +	—	—	1	—	1	—	—	6	8
Saginaw Valley	—	—	—	—	—	—	1	1	2
St. Augustine's	—	—	—	—	—	—	26	34	60
St. Cloud St.	—	—	—	—	5	—	1	—	6
Salem Int'l	—	—	—	—	4	—	—	—	4
San Fran. St.	—	—	3	—	—	—	—	—	3
Seattle Pacific	1	—	3	—	—	—	2	12	18
Shippensburg	—	—	—	—	—	—	1	—	1
SIU Edwardsville	—	—	—	—	—	5	—	—	5
Slippery Rock	—	—	1	—	—	—	2	2	5
South Dakota	—	—	—	—	—	—	4	5	9
South Dakota St.	—	—	—	—	—	—	2	4	6
South Fla. +	—	—	—	—	10	—	—	—	10
Southeast Mo. St. +	2	—	—	—	—	—	6	4	12
Southern Conn. St.	—	—	1	—	—	—	1	2	4
Southwest Tex. St. +	—	—	—	—	—	—	—	1	1
Springfield ++	—	—	—	—	—	—	—	1	1
Tampa	—	—	—	—	9	—	—	—	9
Tex. A&M-Commerce	—	—	—	—	—	—	—	1	1
Tex. A&M-Kingsville	—	—	—	—	—	—	—	1	1
Truman	—	—	—	—	30	—	1	2	33
Tuskegee	—	—	—	—	—	—	—	1	1
Vanderbilt +	—	—	—	—	2	—	—	—	2
Wake Forest +	—	—	—	—	—	—	—	1	1
West Chester	—	—	—	—	5	—	1	2	8
Western St.	4	—	—	—	—	—	5	14	23
William & Mary +	—	—	2	—	—	—	—	—	2
Wis.-Oshkosh	—	—	4	—	—	—	—	—	4
Wis.-Parkside	—	—	—	—	—	—	1	—	1
Youngstown St. +	—	—	—	—	1	—	—	—	1

Photo by Seth Sidlitsky/NCAA Photos

Sandra Mujanovic and Kelly Stevens of Oneonta State, Division III women's soccer champion.

Summary

DIVISION III

Photo by Peter Zuzga/NCAA Photos

Megan Kay of Wisconsin-Whitewater goes up for a block during her team's championship win over Washington (Missouri).

2002-03 Championships

Highlights

Wheaton (Massachusetts) was the only multiple team winner, taking both indoor and outdoor track and field. Three schools – Rowan (field hockey), Wisconsin-Whitewater (volleyball) and Colby (rowing) claimed their first championship in any sport. Amherst (lacrosse), Trinity (Texas) (basketball) and Williams (cross country) won their first titles in those sports. Kenyon's win in swimming increased its overall total to 22, enabling the school to climb one step closer to first-place College of New Jersey in the all-time standings. Kenyon also increased its first-place swimming total to 19.

In individual championships, Kenyon led the way with nine, all coming in swimming. Wheaton (Massachusetts) had eight, four in each of the track and field championships. UC Santa Cruz won its first individual title in any sport, taking a swimming crown. Richard Stockton won championships in both indoor and outdoor track and field for the first time and St. Mary's (Indiana) won an individual golf championship for the first time. Four schools won an individual championship in a given sport for the first time – Hamilton (swimming), Ithaca (rowing), Wartburg (cross country), and Wesleyan (Connecticut) (indoor track and field). Kenyon ballooned its total for all-time individual championships to 196.

History

Top Winners

School	Team Titles
1. TCNJ	29
2. Kenyon	22
3. UC San Diego +	16
4. Wis.-Oshkosh	13
Cortland St.	13

School	Individual Titles
1. Kenyon	199
2. Williams	71
3. Chris. Newport	56
4. Cortland St.	37
5. UC San Diego +	34

+ Now a Division II school.

Titles (One Sport)

School, Sport	Team Titles
1. Kenyon, Swimming and Diving	19
2. TCNJ, Lacrosse	10
3. TCNJ, Field Hockey	9
4. UC San Diego, Volleyball +	7
Cortland St., Cross Country	7
Washington (Mo.), Volleyball	7

School, Sport	Individual Titles
1. Kenyon, Swimming and Diving	196
2. Williams, Swimming and Diving	58
3. Chris. Newport, Outdoor Track and Field	29
4. UC San Diego, Swimming and Diving +	27
Chris. Newport, Indoor Track and Field	27
Denison, Swimming and Diving	27

+ Now a Division II school.

Team Championships

(Notes: In 1987, Wis.-Oshkosh and St. Thomas (Minn.) tied for the cross country team championship. Each team is credited with one championship. From 1996-99, Golf was a Division II/III championship. The championship was recorded in the division in which the winner competed.)

+Division I school. ++ Division II school.

	Basketball	Cross Country	Field Hockey	Golf	Ice Hockey	Lacrosse	Rowing	Soccer	Softball	Swimming	Tennis	Indoor Track	Outdoor Track	Volleyball	Totals
Alma	1	—	—	—	—	—	—	—	—	—	—	—	—	—	1
Amherst	—	—	—	—	—	1	—	—	—	—	1	—	—	—	2
Bloomsburg ++	—	—	2	—	—	—	—	—	—	—	—	—	—	—	2
Buena Vista	—	—	—	—	—	—	—	—	1	—	—	—	—	—	1
UC San Diego ++	—	—	—	—	—	—	—	5	—	—	4	—	—	7	16
UC Santa Cruz	—	—	—	—	—	—	—	—	—	—	1	—	—	—	1
Calvin	—	2	—	—	—	—	—	—	—	—	—	—	—	—	2
Capital	2	—	—	—	—	—	—	—	—	—	—	—	—	—	2
Central (Iowa)	1	1	—	—	—	—	—	—	4	—	—	—	1	3	10
Chapman	—	—	—	—	—	—	—	—	1	—	—	—	—	—	1
Chris. Newport	—	—	—	—	—	—	—	—	—	—	—	6	6	—	12
Colby	—	—	—	—	—	—	1	—	—	—	—	—	—	—	1
Concordia-M'head	1	—	—	—	—	—	—	—	—	—	—	—	—	—	1
Cortland St.	—	7	3	—	—	—	—	1	—	—	—	1	1	—	13
Davidson +	—	—	—	—	—	—	—	—	—	—	1	—	—	—	1
Denison	—	—	—	—	—	—	—	—	—	1	—	—	—	—	1
Eastern Conn. St.	—	—	—	—	—	—	—	—	4	—	—	—	—	—	4
Elizabethtown	2	—	—	—	—	—	—	—	—	—	—	—	—	—	2
Elmhurst	—	—	—	—	—	—	—	—	—	—	—	—	—	2	2
Elmira	—	—	—	—	2	—	—	—	—	—	—	—	—	—	2
Emory	—	—	—	—	—	—	—	—	—	—	2	—	—	—	2
Frank. & Marsh.	—	1	—	—	—	—	—	—	—	—	—	—	—	—	1
Gust. Adolphus	—	—	—	—	—	—	—	—	—	—	1	—	—	—	1
Hope	1	—	—	—	—	—	—	—	—	—	—	—	—	—	1
Ithaca	—	—	1	—	—	—	—	2	1	—	—	—	—	—	4
Kenyon	—	—	—	—	—	—	—	—	—	19	3	—	—	—	22
La Verne	—	—	—	—	—	—	—	—	—	—	—	—	—	2	2
Lincoln (Pa.)	—	—	—	—	—	—	—	—	—	—	—	1	3	—	4
Lock Haven	—	—	1	—	—	—	—	—	—	—	—	—	—	—	1
Macalester	—	—	—	—	—	—	—	1	—	—	—	—	—	—	1
Mary Washington	—	—	—	—	—	—	—	—	—	—	2	—	—	—	2
Mass.-Boston	—	—	—	—	—	—	—	—	—	—	—	3	1	—	4
Methodist	—	—	—	7	—	—	—	—	—	—	—	—	—	—	7
Middlebury	—	2	1	—	—	4	—	—	—	—	—	—	—	—	7
Muskingum	—	—	—	—	—	—	—	—	1	—	—	—	—	—	1
TCNJ	—	—	9	—	—	10	—	3	6	—	1	—	—	—	29
New York U.	1	—	—	—	—	—	—	—	—	—	—	—	—	—	1
North Central	1	—	—	—	—	—	—	—	—	—	—	—	—	—	1
Ohio Wesleyan	—	—	—	—	—	—	—	2	—	—	—	—	—	—	2
Occidental	—	—	—	—	—	—	—	—	—	—	1	—	—	—	1
Pomona-Pitzer	—	—	—	—	—	—	—	—	—	—	1	—	—	—	1
Principia	—	—	—	—	—	—	—	—	—	—	1	—	—	—	1
Rochester	—	—	—	—	—	—	—	2	—	—	—	—	—	—	2
Rowan	—	—	1	—	—	—	—	—	—	—	—	—	—	—	1
Rust	1	—	—	—	—	—	—	—	—	—	—	—	—	—	1
St. Mary's (Minn.)	—	—	—	—	—	—	—	—	1	—	—	—	—	—	1
St. Thomas (Minn.)	1	4	—	—	—	—	—	—	—	—	—	—	—	—	5
Salem St.	1	—	—	—	—	—	—	—	—	—	—	—	—	—	1
Salisbury	—	—	1	—	—	—	—	—	—	—	—	—	—	—	1
Scranton	1	—	—	—	—	—	—	—	—	—	—	—	—	—	1
Simpson	—	—	—	—	—	—	—	—	2	—	—	—	—	—	2
Skidmore	—	—	—	—	—	—	—	—	—	—	1	—	—	—	1
Trinity (Tex.)	1	—	—	—	—	—	—	—	—	—	1	—	—	—	2
Ursinus	—	—	—	—	—	3	—	—	—	—	—	—	—	—	3
Washington (Mo.)	4	—	—	—	—	—	—	—	—	—	—	—	—	7	11
Wheaton (Mass.)	—	—	—	—	—	—	—	—	—	—	—	5	3	—	8
William Smith	—	—	3	—	—	—	—	1	—	—	—	—	—	—	4
Williams	—	1	—	—	—	—	1	—	—	2	2	—	—	—	6
Wis.-La Crosse	—	1	—	—	—	—	—	—	—	—	—	—	2	—	3
Wis.-Oshkosh	1	4	—	—	—	—	—	—	—	—	—	3	5	—	13
Wis.-Stevens Point	2	—	—	—	—	—	—	—	1	—	—	—	—	—	3
Wis.-Whitewater	—	—	—	—	—	—	—	—	—	—	—	—	—	1	1

Individual Championships

(Notes: In tennis, two championships are awarded each year: one to the school whose competitor wins the singles championship and one to the school whose team wins the doubles championship. In swimming and track, relays count as one championship. From 1996-99, golf was a Division II/III championship. The championship was recorded in the division in which the winner competed.)

+Division I school. ++ Division II school. +++ NAIA school.

	Cross Country	Golf	Rowing	Swimming	Tennis	Indoor Track	Outdoor Track	Totals
Albany (N.Y.) +	—	—	—	—	—	—	3	3
Albion	—	—	—	1	—	—	—	1
Alfred	—	—	—	—	—	—	1	1
Allegheny	—	—	—	5	—	—	—	5
Alma	—	—	—	—	—	—	1	1
Amherst	—	—	—	2	2	2	1	7
Anderson (Ind.)	—	—	—	—	—	—	1	1
Augsburg	—	—	—	—	—	3	5	8
Augustana (Ill.)	—	—	—	1	—	1	1	3
Baldwin-Wallace	—	—	—	—	—	4	4	8
Bethel (Minn.)	—	—	—	—	—	1	—	1
Binghamton +	—	—	—	—	—	2	3	5
Bowdoin	—	—	—	2	—	—	3	5
Brandeis	—	—	—	—	—	7	7	14
Brockport St.	—	—	—	—	—	—	2	2
Brooklyn	—	—	—	—	—	—	2	2
Buena Vista	—	—	—	—	—	1	3	4
UC San Diego ++	—	—	—	27	3	—	4	34
UC Santa Cruz	—	—	—	1	—	—	—	1
Cal St. Stanislaus ++	—	—	—	—	—	—	1	1
Calvin	1	—	—	—	—	—	12	13
Carleton	2	—	—	6	—	2	4	14
Carnegie Mellon	—	—	—	2	—	—	1	3
Carroll (Wis.)	—	—	—	—	—	1	1	2
Carthage	—	—	—	—	—	1	4	5
Case Reserve	—	—	—	2	—	1	2	5
Catholic	—	—	—	—	—	—	1	1
Central (Iowa)	—	—	—	—	—	1	8	9
Chicago	1	—	—	—	—	1	2	4
Chris. Newport	—	—	—	—	—	27	29	56
CCNY	—	—	—	—	—	4	3	7
Claremont-M-S	—	—	—	1	—	—	3	4
Coast Guard	—	—	—	1	—	—	—	1
Coe	—	—	—	—	—	2	2	4
Colby	—	—	2	—	—	—	1	3
Colorado Col.	—	—	—	5	—	—	1	6
Concordia-M'head	—	—	—	—	—	—	6	6
Cornell College	—	—	—	—	—	—	2	2
Cortland St.	4	—	—	1	—	13	19	37
Defiance	—	—	—	—	—	—	1	1
Denison	—	—	—	27	—	—	—	27
DePauw	—	—	—	1	—	—	—	1
Dickinson	—	—	—	—	—	—	1	1
East. Mennonite	—	—	—	—	—	2	2	4
Eastern Ore.	—	—	—	—	—	—	1	1
Elizabethtown	—	—	—	—	1	—	—	1
Emory	—	—	—	12	4	—	3	19
Fisk	—	—	—	—	—	—	1	1
Fitchburg St.	—	—	—	—	—	2	2	4
Frank. & Marsh.	—	—	—	5	—	—	—	5
Frostburg St.	—	—	—	1	—	—	4	5
Geneseo St.	—	—	—	—	—	2	2	4
Gettysburg	—	—	—	3	—	—	—	3
Grinnell	—	—	—	—	—	—	4	4
Grove City	—	—	—	2	—	—	—	2
Gust. Adolphus	1	—	—	—	—	—	—	1
Hamilton	—	—	—	1	—	1	—	2
Hamline	—	—	—	4	—	2	1	7
Hartwick	—	—	—	2	—	1	1	4
Heidelberg	—	—	—	—	—	—	1	1
Hollins	—	—	—	2	—	—	—	2
Hope	—	—	—	18	—	—	—	18
Ill. Wesleyan	—	—	—	—	—	1	1	2
Ithaca	—	—	1	3	—	1	—	5
John Carroll	—	—	—	1	—	—	1	2
Johns Hopkins	—	—	—	2	—	—	3	5
Juniata	—	—	—	—	—	—	1	1
Kalamazoo	—	—	—	1	—	—	—	1
Keene St.	—	—	—	—	—	—	5	5
Kenyon	—	—	—	196	1	1	1	199

	Cross Country	Golf	Rowing	Swimming	Tennis	Indoor Track	Outdoor Track	Totals
La Verne	—	—	—	—	—	—	3	3
Lake Forest	—	—	—	3	—	—	—	3
Lawrence	—	—	—	—	—	1	—	1
Lehman	—	—	—	—	—	1	2	3
Lewis & Clark	—	—	—	—	—	—	1	1
Lincoln (Pa.)	—	—	—	—	—	10	21	31
Linfield	—	—	—	—	—	—	1	1
Loras	—	—	—	—	—	3	2	5
Luther	2	—	—	—	—	2	3	7
Macalester	1	—	—	—	—	3	6	10
Manchester	—	—	—	—	—	1	2	3
Mary Washington	—	—	—	1	—	—	1	2
Mass.-Boston	—	—	—	—	—	9	10	19
Mass.-Dartmouth	—	—	—	—	—	—	1	1
McMurry	—	—	—	—	—	—	5	5
Medgar Evers	—	—	—	—	—	1	—	1
Menlo	—	—	—	—	2	—	—	2
Merchant Marine	—	—	—	1	—	—	1	2
Methodist	—	2	—	—	2	2	2	8
Middlebury	1	—	—	3	2	1	2	9
MIT	—	—	—	4	—	—	—	4
Montclair St.	—	—	—	—	—	4	3	7
Moravian	—	—	—	—	—	1	3	4
Mount Holyoke	—	—	—	—	—	—	2	2
Mount Union	—	—	—	—	—	1	4	5
Nazareth	—	—	—	4	—	—	—	4
Neb. Wesleyan	—	—	—	—	—	6	8	14
TCNJ	—	—	—	1	1	1	7	10
New Jersey City	—	—	—	—	—	2	—	2
North Central	—	—	—	1	—	4	5	10
Notre Dame (Cal.) +++	—	—	—	—	—	—	1	1
Occidental	—	—	—	—	2	—	10	12
Ohio Northern	—	—	—	—	—	1	—	1
Ohio Wesleyan	—	—	—	—	—	—	1	1
Plattsburgh St.	—	—	—	—	—	—	1	1
Pomona-Pitzer	—	—	—	4	7	—	3	14
Principia	—	—	—	—	7	—	1	8
Puget Sound	1	—	—	—	—	—	—	1
Randolph-Macon	—	—	—	1	—	—	—	1
Redlands	—	—	—	—	1	—	4	5
Regis (Mass.)	—	—	—	1	—	—	—	1
Richard Stockton	—	—	—	—	—	1	1	2
Rhodes	—	—	—	—	3	—	—	3
Roanoke	—	—	—	—	—	—	1	1
Rochester	—	—	—	—	—	4	1	5
Rochester Inst.	—	—	—	—	—	—	1	1
Rowan	—	—	—	2	—	—	4	6
St. Mary's (Ind.)	—	1	—	—	—	—	—	1
St. Lawrence	—	—	—	—	—	—	1	1
St. Norbert	—	—	—	—	—	2	—	2
St. Olaf	—	—	—	3	—	—	2	5
St. Thomas (Minn.)	1	—	—	—	—	4	13	18
Salem St.	—	—	—	—	—	—	3	3
Salve Regina	—	—	—	—	—	1	2	3
Sewanee	—	—	—	—	—	1	1	2
Simpson	—	—	—	—	—	—	3	3
Skidmore	—	—	—	—	2	—	—	2
Smith	—	—	—	4	—	1	3	8
Sonoma St. ++	—	—	—	—	—	—	1	1
Southern-N.O. +++	—	—	—	—	—	—	3	3
Springfield	—	—	—	4	—	1	1	6
Stony Brook +	—	—	—	—	—	2	1	3
Susquehanna	—	—	—	—	—	—	1	1
Thomas More	—	1	—	—	—	—	—	1
Trinity (Conn.)	—	—	—	—	—	—	1	1
Tufts	—	—	—	—	—	7	6	13
Union (N.Y.)	—	—	—	1	—	—	—	1
Wartburg	1	—	—	—	—	3	5	9
Washington (Mo.)	—	—	—	—	—	1	1	2
Wash. & Jeff.	—	—	—	—	—	—	1	1
Wash. & Lee	—	—	—	—	1	—	—	1
Wellesley	—	—	—	—	1	—	—	1
Wesleyan (Conn.)	—	—	—	3	—	1	1	5
Westfield St.	1	—	—	—	—	—	2	3
Wheaton (Ill.)	—	—	—	6	—	—	4	10
Wheaton (Mass.)	—	—	—	—	—	16	13	29
Willamette	—	—	—	—	—	—	1	1
Wm. Paterson	—	—	—	—	—	—	2	2

	Cross Country	Golf	Rowing	Swimming	Tennis	Indoor Track	Outdoor Track	Totals
William Penn+++	—	—	—	—	—	—	1	1
William Smith	—	—	—	2	—	—	—	2
Williams	1	—	1	58	2	4	5	71
Wilmington (Ohio)	—	—	—	—	—	1	—	1
Wis.-Eau Claire	—	—	—	1	—	2	4	7
Wis.-La Crosse	2	—	—	—	—	5	17	24
Wis.-Oshkosh	2	—	—	2	—	17	16	37
Wis.-River Falls	—	—	—	—	—	—	1	1
Wis.-Stevens Point	—	—	—	—	—	5	7	12
Wis.-Stout	—	—	—	—	—	1	—	1
Wis.-Whitewater	—	—	—	—	4	1	5	
Wooster	—	—	—	1	—	—	—	1
Worcester St.	—	—	—	—	—	—	1	1
York (N.Y.)	—	—	—	—	—	—	2	2

Photo by Todd Warshaw/NCAA Photos

Emory's Mary Ellen Gordon and Jolyn Taylor celebrate their 2003 doubles championship.

we are committed to supporting

support athletics participation opportunities for student-athletes

NCAA 17679-2/04