OFFICIAL 2008 NCAA® WOMEN'S BASKETBALL RECORDS BOOK



THE NATIONAL COLLEGIATE ATHLETIC ASSOCIATION
P.O. Box 6222, Indianapolis, Indiana 46206-6222
317/917-6222
www.ncaa.org

November 2007

Compiled By:
Jennifer Rodgers, *Assistant Director of Statistics*
Bonnie Senappe, *Assistant Director of Statistics*
Jeff Williams, *Assistant Director of Statistics*

Distributed to sports information directors and conference publicity directors.

NCAA, NCAA logo and National Collegiate Athletic Association are registered marks of the Association and use in any manner is prohibited unless prior approval is obtained from the Association.

Copyright, 2007, by the National Collegiate Athletic Association.
Printed in the United States of America.

ISSN 1089-5299

ON THE COVER:
Top row (left to right): Erika Quigley, St. Cloud State (Neil Andersen/SCSU Campus Photography); Jessica (Beachy) Rahman, Concordia-Moorhead (Concordia-Moorhead Sports Information); Tennessee (Jay L. Clendenin/NCAA Photos)

Second row: Gail Goestenkors, Duke (Duke Sports Information); DePauw (Suzanne Ouellette/NCAA Photos); Sheryl Swoopes, Texas Tech (Texas Tech Sports Information)

Third row: Kasey Morlock, North Dakota State (North Dakota State Sports Information); Steve Harold, Glenville State (Drew Moody); Candace Parker, Tennessee (Jay L. Clendenin/NCAA Photos); Eileen Flaherty, Bowdoin (Michele Stapleton/Bowdoin College)

Bottom row: Southern Connecticut State (Scott Anderson/NCAA Photos); Deena Applebury, Mary Washington (Mary Washington Sports Information)

Contents

New to this Book 4
School Name-Change/Abbreviation Key 5
Division I Records 9
Division II Records 41
Division III Records 65
Individual Collegiate Records 91
Pre-NCAA Statistical Leaders 99
Award Winners 103
Coaching Records 121
Championships 129
2007 Statistical Leaders 167
Conferences 201
Attendance Records 221
Playing Rules History 243
2007 Results 249

New To this Book

Division I

	Page(s)
Quickest Player to 1,000 Points	19

Award Winners

	Page(s)
First-Team All-Americans sorted by school	112-116

Championships

	Page(s)
Division I All-Time Tournament Results	142-144
Division II Won-Lost Records in Tournament Play	148-151
Division II All-Time Tournament Results	151-154
Division III Won-Lost Records in Tournament Play	159-162
Division III All-Time Tournament Results	162-165

School Name-Change/Abbreviation Key

Various schools have changed their name. The current school name is listed along with other names by which the schools have been referred. (Note: Not all schools on this list currently sponsor or have sponsored women's basketball.)

SCHOOL name changes

Current school name:	Changed from:
Akron	Buchtel
Albertson	Col. of Idaho
Alcorn St.	Alcorn A&M
Alliant Int'l	U.S. Int'l; Cal Western
Arcadia	Beaver
Arizona St.	Tempe St.
Ark.-Pine Bluff	Arkansas AM&N
Armstrong Atlantic	Armstrong St.
Auburn	Alabama Poly
Augusta St.	Augusta
Benedictine (Ill.)	Ill. Benedictine
Bradley	Bradley Tech
UC Davis	California Aggies
Cal St. East Bay	Cal St. Hayward
Cal St. Fullerton	Orange County State College; Orange St.
Cal St. L.A.	Los Angeles St.
Cal St. Northridge	San Fernando Valley St.
Carnegie Mellon	Carnegie Tech
Case Reserve	Case Institute of Technology
Central Ark.	Conway St.
Central Conn. St.	New Haven St.
Central Mich.	Mt. Pleasant
Central Mo.	Central Mo. St.
Central Okla.	Central St. (Okla.)
Charleston So.	Baptist (S.C.)
Charleston (W.V.)	Morris Harvey
Cleveland St.	Fenn
Colorado St.	Colorado A&M
Colorado St.-Pueblo	Southern Colo.
Columbus St.	Columbus
Concordia (Cal.)	Christ College-Irvine
Concordia Chicago	Concordia (Ill.)
Concordia (Tex.)	Concordia-Austin
Connecticut	Connecticut Aggies
Crown (Minn.)	St. Paul Bible
Dayton	St. Mary's Institute
Delaware Valley	National Aggies
DeSales	Allentown
Detroit	Detroit Mercy; Detroit Tech
Dist. Columbia	Federal City
Dominican (Ill.)	Rosary
Drexel	Drexel Tech
Dubuque	Columbia Col.
Duke	Trinity (N.C.)
Eastern Conn. St.	Willimantic St.
Eastern Mich.	Michigan Normal
Eckerd	Fla. Presbyterian
Emporia St.	Kansas St. Normal
FDU-Florham	FDU-Madison
Fort Hays St.	Kansas St. Normal-Western
Fresno St.	Fresno Pacific
Idaho St.	Academy of Idaho; Idaho Tech. Inst.; Idaho-Southern
Ill.-Chicago	Ill.-Chicago Circle
Illinois St.	Illinois St. Normal; Illinois Normal
Indiana (Pa.)	Indiana St. (Pa.)
Indianapolis	Indiana Central
Iowa	State University of Iowa
Iowa St.	Ames
James Madison	Madison
Johnson C. Smith	Johnson Smith
Kansas St.	Kansas Aggies
Kean	Newark St.
Kent St.	Kent
La Sierra	Loma Linda
Lamar	Lamar Tech
Liberty	Lynchburg Baptist; Liberty Baptist
La.-Lafayette	Southwestern La.
La.-Monroe	Northeast La.
Loyola Marymount	St. Vincent; Loyola U. of L.A.
Lycoming	Williamsport Dickinson Seminary
Lynn	College of Boca Raton

Current school name:	Changed from:
Lyon	Arkansas Col.
Me.-Farmington	Western State Normal School
Maritime (N.Y.)	N.Y. Maritime
Marycrest Int'l	Teikyo Marycrest
Md.-East. Shore	Maryland St.
Massachusetts	Massachusetts St.; Massachusetts Agriculture Col.
Mass.-Dartmouth	Southeastern Mass.
Mass.-Lowell	Lowell; Lowell St.; Lowell Tech
McDaniel	Western Md.
Memphis	Memphis St.; West Tenn. St. Normal
Michigan Tech	Michigan Mines and Tech
Millersville	Millersville St.
Millikin	James Millikin
Minn. St. Mankato	Mankato St.
Minn. St. Moorhead	Moorhead St.
Mississippi Col.	Mississippi A&M
Mississippi Val.	Mississippi Vocational
Missouri St.	Southwest Mo. St.
Mo.-Rolla	Missouri School of Mines
Mont. St.-Billings	Eastern Montana
Montana St.-Northern	Northern Montana
Neb.-Kearney	Kearney St.
Neb.-Omaha	Omaha
New England U.	St. Francis (Me.)
New Jersey City	Jersey City St.
New Mexico St.	New Mexico A&M
New Orleans	Louisiana St. (N.O.)
North Ala.	Florence St.
N.C. Central	North Caro. College
UNC Pembroke	Pembroke St.
North Central Texas	Cooke County
North Texas	North Tex. St.
Northeastern St.	Northeastern Okla. St.
Northern Ariz.	Arizona St.-Flagstaff
Northern Colo.	Colorado St. Col.; State Teachers
Okla. Panhandle	Panhandle A&M; Panhandle St.
Oklahoma St.	Oklahoma A&M
Old Dominion	William & Mary (Norfolk)
Penn St.-Berks	Penn St. Berks-Lehigh Val.; Berks & Lehigh
Penn St.-Harrisburg	Penn St.-Capitol
Pepperdine	George Pepperdine
Phila. Sciences	Phila. Pharmacy
Philadelphia U.	Phila. Textile
Pittsburgh	Western Pennsylvania
Plymouth St.	Plymouth Normal; Plymouth Teachers
Polytechnic (N.Y.)	New York Poly; Brooklyn Poly
Portland St.	Vanport
Post	Teikyo Post
Randolph	Randolph-Macon Woman's
Rhodes	Southwestern (Tenn.)
Rice	Rice Institute
Richard Stockton	Stockton St.
Rochester Inst.	Mechanics Institute
Rose-Hulman	Rose Polytechnic Institute
Rowan	Glassboro St.
Salem Int'l	Salem-Teikyo; Salem
Samford	Howard Col.
S.C. Upstate	S.C.-Spartanburg
Southern Ark.	Magnolia A&M
Southern Conn. St.	New Britain St.
Southern Ind.	Indiana St.-Evansville
Southern Me.	Maine Portland-Gorham; Gorham St. (Me.)
Southern Miss.	Mississippi Southern Col.; Mississippi Normal
Southern N.H.	New Hamp. Col.
Southern U.	Southern B.R.
Southwest Minn. St.	Southwest St.
Stevens Institute	Stevens Tech
Taylor-Ft. Wayne	Summit Christian
Tex. A&M-Commerce	East Texas St.
Tex. A&M-Kingsville	Texas A&I
Tex.-Pan American	Pan American
Texas St.	Southwest Tex. St.
Towson	Towson St.
Troy	Troy St.
Truman	Northeast Mo. St.; Truman St.
Tulsa	Henry Kendall
Washburn	Lincoln Col.
Washington-St. Louis	Washington (Mo.)
Washington St.	Washington Agricultural Col.

Current school name:	Changed from:
West Ala.	Livingston
West Tex. A&M	West Texas St.
Western N.M.	New Mexico Western
Western Ore.	Monmouth Normal; Oregon Tech; Oregon College of Education
Western St.	Colo. Western; Colorado Normal
Westmar	Western Union Col.; Teikyo Westmar
Wichita St.	Fairmount
Widener	Pennsylvania Military Col.
Wm. Paterson	Paterson St.
Wis.-Superior	Superior Normal
Xavier	St. Xavier

In the early days of colleges and universities, many schools used the designation of Teachers College. Due to the high numbers of such schools, they are not listed here.

SCHOOLS also known as

Current school name:	Also known as:
A&M-Corpus Christi	Tex. A&M-Corp. Chris.
Air Force	U.S. Air Force Academy
Apprentice School	Newport News
Army	U.S. Military Academy; West Point
Baruch	Bernard M. Baruch
BYU	Brigham Young
Case Reserve	Case Western Reserve
Charlotte	UNC Charlotte
Chattanooga	Tenn.-Chatt.
CCNY	City College of New York
City Tech	New York City Tech (was NYCCT)
Coast Guard	U.S. Coast Guard Academy
GCSU	Georgia College & State
Green Bay	Wis.-Green Bay
Hawthorne	Nathaniel Hawthorne
IPFW	Indiana/Purdue-Ft. Wayne
IUPUI	Indiana/Purdue-Indianapolis
Lehman	Herbert H. Lehman
Lipscomb	David Lipscomb
Long Island	LIU-Brooklyn
LSU	Louisiana St.
Mass. Liberal Arts	Massachusetts College (was North Adams St.)
Merchant Marine	King's Point; U.S. Merchant Marine Academy
Milwaukee	Wis.-Milwaukee
MIT	Massachusetts Institute of Technology
Navy	U.S. Naval Academy
NJIT	Newark Engineering (was N.J. Inst. of Tech.)
NYIT	New York Institute of Technology; New York Tech
Rensselaer	RPI, Rensselaer Poly Inst.
Rochester Inst.	RIT
Sewanee	University of the South
SMU	Southern Methodist
Southampton	LIU-Southampton
SUNYIT	Utica/Rome
TCNJ	The College of New Jersey (was Trenton St.)
TCU	Texas Christian (was AddRan Christian)
UAB	Alabama at Birmingham
UCF	Central Fla. (was Florida Tech)
UCLA	University of California, Los Angeles
UMBC	Md.-Balt. County
UMKC	Mo.-Kansas City
UNI	Northern Iowa (was Iowa Normal; State Col. of Iowa)
UNLV	Nevada-Las Vegas (was Nevada Southern)
UTEP	Texas-El Paso (was Texas Western)
UTSA	Texas-San Antonio
VCU	Va. Commonwealth
VMI	Va. Military
WPI	Worcester Poly Inst.; Worcester Tech

SCHOOL MERGERS

Current school name:	Two Schools Merged & Year:
Case Reserve	Case Tech & Western Reserve; 1971-72
Martin Luther	Northwestern (Wis.) & Dr. Martin Luther, 1995-96
Mass.-Lowell	Lowell St. & Lowell Tech; 1975-76

Division I Records

Individual Records 10
Individual Leaders 11
Annual Individual Champions 20
Team Records 22
Team Leaders 24
Annual Team Champions 27
Miscellaneous Team Leaders 30
Statistical Trends History 31
All-Time Winningest Teams 31
Winningest Teams
During Last Five Years 34
Winning and Losing Streaks 34
National Polls 36

Individual Records

Official NCAA women's basketball records began with the 1981-82 season and are based on information submitted to the NCAA statistics service by institutions participating in the weekly statistics rankings. Official career records include players who played at least three seasons (in a four-season career) or two (in a three-season career) in Division I during the era of official NCAA statistics. Assists were added in 1985-86 and three-point field goals, blocked shots and steals were added in 1987-88. Scoring, rebounding, assists, blocked shots and steals are ranked on total number and on per-game average; shooting, on percentage. In statistical rankings, the rounding of percentages and/or averages may indicate ties where none exist. In these cases, the numerical order of the rankings is accurate.

Scoring

POINTS

Game

60—Cindy Brown, Long Beach St. vs. San Jose St., Feb. 16, 1987 (20 FGs, 20 FTs)

Season

1,062—Jackie Stiles, Missouri St., 2001 (365 FGs, 65 3FGs, 267 FTs, 35 games)

Career

3,393—Jackie Stiles, Missouri St., 1997-01 (1,160 FGs, 221 3FGs, 852 FTs, 129 games)

AVERAGE PER GAME

Season

33.6—Patricia Hoskins, Mississippi Val., 1989 (908 points in 27 games)

Career

28.4—Patricia Hoskins, Mississippi Val., 1985-89 (3,122 in 110)

DOUBLE-FIGURE SCORING GAMES

Consecutive

125—LaToya Thomas, Mississippi St., 1998-02 (every game of career)

Career

130—Sophia Young, Baylor, 2003-06 (139 games)

Field Goals

FIELD GOALS

Game

27—Lorri Bauman, Drake vs. Missouri St., Jan. 6, 1984 (33 attempts, 82.0%)

Season

392—Barbara Kennedy, Clemson, 1982 (760 attempts, 51.6%)

Career

1,259—Joyce Walker, LSU, 1981-84 (2,238 attempts, 56.8%)

CONSECUTIVE FIELD GOALS

Game

17—Dorinda Lindstrom, Santa Clara vs. Fresno St., Nov. 30, 1986

Season

28—Myndee Larsen, Southern Utah, 1998 (vs. four opponents)

FIELD-GOAL ATTEMPTS

Game

47—Carmen Sanders, Bethune-Cookman vs. Delaware St., Feb. 17, 1996 (17 made)

Season

863—Lisa McMullen, Alabama St., 1991 (285 made)

Career

2,419—Chamique Holdsclaw, Tennessee, 1995-99 (1,233 made)

FIELD-GOAL PERCENTAGE

Game

(Min. 14 made) 100.0%—6 tied. Best perfect game: Kelly Mago, Missouri St. vs. Bradley, Feb. 18, 1988 (16 of 16)

Season

72.4%—Myndee Larsen, Southern Utah, 1998 (249 of 344)

Career

(Min. 400 made) 70.3%—Tamika Williams, Connecticut, 1999-02 (560 of 797)

Three-Point Field Goals

THREE-POINT FIELD GOALS

Game

12—Cornelia Gayden, LSU vs. Jackson St., Feb. 9, 1995 (15 attempts)

Season

126—Lisa McMullen, Alabama St., 1991 (390 attempts)

Career

392—Laurie Koehn, Kansas St., 2002-05 (942 attempts)

THREE-POINT FIELD GOALS PER GAME

Season

4.5—Lisa McMullen, Alabama St., 1991 (126 in 28 games)

Career

(Min. 150 made) 4.00—Lisa McMullen, Alabama St., 1989-91 (224 in 56 games)

CONSECUTIVE THREE-POINT FIELD GOALS

Game

9—Susan Smith, Eastern Wash. vs. Weber St., Feb. 13, 1988 (9 of 10)

Season

14—Deana Lansing, Portland, 1996 (2 vs. Pepperdine, Feb. 10; 6 vs. San Diego, Feb. 15; 6 vs. San Francisco, Feb. 17)

CONSECUTIVE GAMES SCORING A THREE-POINT FIELD GOAL

Season

32—Michelle Hughes, Portland St., 1991

Career

60—Kim MacMillan, Long Island (from Jan. 29, 2000 through Jan. 21, 2002)

THREE-POINT FIELD-GOAL ATTEMPTS

Game

26—Lisa McMullen, Alabama St. vs. Alcorn St., Jan. 14, 1991 (7 made); Danielle Viglione, Texas vs. Houston, Jan. 29, 1994 (11 made)

Season

390—Lisa McMullen, Alabama St., 1991 (126 made)

Career

1,072—Kim MacMillan, Long Island & St. John's (N.Y.), 1998-02, 03-04 (379 made)

THREE-POINT FIELD-GOAL ATTEMPTS PER GAME

Season

13.9—Lisa McMullen, Alabama St., 1991 (390 in 28)

Career

(Min. 400 attempts) 8.72—Jean-Marie Lesko, Marist, 1995-98 (776 in 89)

THREE-POINT FIELD-GOAL PERCENTAGE

Game

(Min. 7 made) 100.0%—14 tied. Best perfect game: Kristi Brown, Middle Tenn. vs. Tennessee Tech, Feb. 15, 1992 (8 of 8); Stacy Frese, Iowa St. vs. Nebraska, Jan. 28, 1999 (8 of 8); Ashley Linscott, Wagner vs. Long Island, Jan. 21, 2004 (8 of 8)

Season

57.5%—Heather Donlon, Fordham, 1990 (50 of 87)

Career

(Min. 150 made) 47.6%—Alicia Ratay, Notre Dame, 1999-03 (262 of 550)

Free Throws

FREE THROWS

Game

23—Shaunda Greene, Washington vs. Northern Ill., Nov. 30, 1991 (27 attempts, 85.2%); Shay Doron, Maryland vs. Coppin St., Nov. 21, 2003 (27 attempts, 85.2%)

Season

275—Lorri Bauman, Drake, 1982 (325 attempts, 84.6%)

Career

907—Lorri Bauman, Drake, 1981-84 (1,090 attempts, 83.2%)

CONSECUTIVE FREE THROWS

Game

22—Shanika Freeman, Jacksonville St. vs. Fla. Atlantic, Feb. 6, 2003 (22 of 22)

Season

60—Ginny Doyle, Richmond, 1992

Career

66—Ginny Doyle, Richmond, 1991-92

FREE-THROW ATTEMPTS

Game

31—Renee Daniels, Southeastern La. vs. New Orleans, Jan. 23, 1985 (19 made)

Season

353—Kristy Ryan, Sacramento St., 1994 (245 made, 69.4%)

Career

1,173—Valorie Whiteside, Appalachian St., 1984-88 (638 made)

FREE-THROW PERCENTAGE

Game

(Min. 18 made) 100.0%—13 tied. Best perfect game: Shanika Freeman, Jacksonville St. vs. Fla. Atlantic, Feb. 6, 2003 (22 of 22)

Season

96.4%—Adrienne Squire, Penn St., 2006 (80 of 83)

Career

(Min. 250 made) 91.5%—Kandi Brown, Morehead St., 2000-04 (357 of 390)

Rebounds

REBOUNDS

Game

40—Deborah Temple, Delta St. vs. UAB, Feb. 14, 1983

Season

539—Courtney Paris, Oklahoma, 2006 (36 games, 15.0 per game)

Career

1,887—Wanda Ford, Drake, 1983-86 (117 games, 16.1 per game)

AVERAGE PER GAME

Season

18.5—Rosina Pearson, Bethune-Cookman, 1985 (480 in 26 games)

Career

(Min. 800) 16.1—Wanda Ford, Drake, 1983-86 (1,887 in 117)

Assists

ASSISTS

Game

23—Michelle Burden, Kent St. vs. Ball St., Feb. 6, 1991

Season

355—Suzie McConnell, Penn St., 1987 (30 games, 11.8 per game)

Career

1,307—Suzie McConnell, Penn St., 1984-88 (128 games, 10.2 per game)

AVERAGE PER GAME

Season

11.8—Suzie McConnell, Penn St., 1987 (355 in 30 games)

Career
(Min. 500) 10.35—Neacole Hall, Alabama St., 1986-89 (869 in 84 games)

Blocked Shots

BLOCKED SHOTS
Game
16—Sandora Irvin, TCU vs. UAB, Jan. 16, 2005
Season
152—Amie Williams, Jackson St., 2003 (29 games, 5.2 per game)
Career
480—Sandora Irvin, TCU, 2002-05 (127 games, 3.78 per game)

AVERAGE PER GAME
Season
5.6—Michelle Wilson, Texas Southern, 1989 (151 in 27 games)
Career
(Min. 200) 4.73—Amie Williams, Jackson St., 2002-04 (279 in 59 games)

Steals

STEALS
Game
14—Natalie White, Florida A&M vs. South Ala., Dec. 13, 1991; Heidi Caruso, Lafayette vs. Kansas St., Dec. 5, 1992; Stephanie Wine, Marshall vs. Western Caro., Jan. 23, 1995; Keisha Anderson, Wisconsin vs. Cleveland St., Feb. 11, 1997; Ticha Penicheiro, Old Dominion vs. St. Francis (Pa.), March 13, 1998; Christy Gambill, UNC Wilmington vs. South Carolina St., Nov. 16, 1998
Season
191—Natalie White, Florida A&M, 1995 (30 games, 6.4 per game)
Career
624—Natalie White, Florida A&M, 1991-95 (113 games, 5.5 per game)

AVERAGE PER GAME
Season
6.4—Natalie White, Florida A&M, 1995 (191 in 30 games)
Career
(Min. 200) 5.52—Natalie White, Florida A&M, 1991-95 (624 in 113 games)

Player with a Steal in Every Game of Career
111—Toccara Williams, Texas A&M, 2000-04 (also had an assist in every game)

Games

GAMES PLAYED (since 1981-82)
Season
39—Kyra Elzy, Tennessee, 1996-97; Brynae Laxton, Tennessee, 1996-97; Chamique Holdsclaw, Tennessee, 1996-97 and 1997-98; Teresa Geter, Tennessee, 1997-98; Tamika Catchings, Tennessee, 1997-98; Kellie Jolly, Tennessee, 1997-98; La Shonda Stephens, Tennessee, 1997-98; Ashley Battle, Connecticut, 2001-02; Sue Bird, Connecticut, 2001-02; Swin Cash, Connecticut, 2001-02; Maria Conlon, Connecticut, 2001-02; Asjha Jones, Connecticut, 2001-02; Jessica Moore, Connecticut, 2001-02; Diana Taurasi, Connecticut, 2001-02
Career
148—Chamique Holdsclaw, Tennessee, 1996-99

Note: Where records involve both teams, each team must be an NCAA Division I member institution.

Individual Leaders

Single-Game Records

SCORING (since 1982)

Pts.	Player, Team vs. Opponent	Date
60	Cindy Brown, Long Beach St. vs. San Jose St.	Feb. 16, 1987
58	Lorri Bauman, Drake vs. Missouri St.	Jan. 6, 1984
58	Kim Perrot, La.-Lafayette vs. Southeastern La.	Feb. 5, 1990
56	Jackie Stiles, Missouri St. vs. Evansville	March 10, 2000
55	Patricia Hoskins, Mississippi Val. vs. Southern U.	Feb. 13, 1989
55	Patricia Hoskins, Mississippi Val. vs. Alabama St.	Feb. 25, 1989
54	Wanda Ford, Drake vs. Missouri St.	Feb. 22, 1986
54	Mary Lowry, Baylor vs. Texas	Feb. 16, 1994
54	Anjinea Hopson, Grambling vs. Jackson St.	Feb. 21, 1994
53	Chris Starr, Nevada vs. Sacramento St.	Feb. 8, 1983
53	Felisha Edwards, La.-Monroe vs. Southern Miss.	March 1, 1991
53	Sheryl Swoopes, Texas Tech vs. Texas	March 13, 1993
52	Sheryl Martin, Georgia St. vs. Stetson	Feb. 18, 1983
52	Deborah Temple, Delta St. vs. Tenn.-Martin	March 4, 1983
52	Lisa Ingram, La.-Monroe vs. LSU	Jan. 18, 1984
52	Cindy Blodgett, Maine vs. Towson	March 2, 1997
52	Jackie Stiles, Missouri St. vs. Baylor	Dec. 2, 1998

FIELD-GOAL PERCENTAGE (since 1982)
(minimum 14 field goals made)

Pct.	Player, Team vs. Opponent (FG-FGA)	Date
100.0	Kelly Mago, Missouri St. vs. Bradley (16-16)	Feb. 18, 1988
100.0	Karen Walker, Cornell vs. Penn (15-15)	March 3, 1990
100.0	Emma Jones, Ball St. vs. Indiana St. (14-14)	Dec. 10, 1985
100.0	Tonya Grant, St. Peter's vs. Loyola (Md.) (14-14)	Feb. 3, 1990
100.0	Myndee Larsen, Southern Utah vs. Youngstown St. (14-14)	Jan. 10, 1998
100.0	Gwen Jackson, Tennessee vs. P. R.-Mayaguez (14-14)	Nov. 29, 2002
95.0	Chantelle Anderson, Vanderbilt vs. Portland St. (19-20)	Dec. 23, 2000
94.1	Kayte Christensen, UC Santa Barb. vs. Arizona (16-17)	Jan. 14, 2002
93.8	DeLisha Milton, Florida vs. Boise St. (15-16)	Dec. 21, 1996
93.8	Myndee Larsen, Southern Utah vs. Western Ill. (15-16)	Feb. 14, 1998
93.8	Conswella Sparrow, Auburn vs. South Ala. (15-16)	Feb. 17, 1998
93.3	Jonelda Buck, Middle Tenn. vs. Ga. Southern (14-15)	Dec. 15, 1995
93.3	Tyish Hall, Duke vs. Georgia Tech (14-15)	Jan. 17, 1996
93.3	Alisha Hill, Howard vs. N.C. A&T (14-15)	Feb. 24, 1997
93.3	Danielle Crockrom, Baylor vs. Texas Tech (14-15)	Feb. 9, 2002
93.3	Crystal Langhorne, Maryland vs. Mt. St. Mary's (14-15)	Dec. 4, 2005

THREE-POINT FIELD GOALS (since 1988)

3FG	Player, Team vs. Opponent	Date
12	Cornelia Gayden, LSU vs. Jackson St.	Feb. 9, 1995
11	Danielle Viglione, Texas vs. Houston	Jan. 29, 1994
11	Melody Howard, Missouri St. vs. Drake	Feb. 19, 1994
11	Vicki Adelman, Western Ill. vs. Southeast Mo. St.	Jan. 11, 1995
11	Katrina Robinson, Chicago St. vs. Troy	Jan. 23, 1995
11	Joy Gallagher, Wagner vs. Boston U.	Dec, 30, 2003
10	Paige Gulledge, Mississippi Col. vs. Mississippi Val.	Dec. 13, 1988
10	Kathy Halligan, Creighton vs. New Mexico St.	Feb. 10, 1990
10	Sandi Bittler, Princeton vs. Dartmouth	Feb. 23, 1990
10	Kim Kuhn, Niagara vs. Holy Cross	Feb. 24, 1990
10	Brenda Hatchett, Lamar vs. UCF	Feb. 9, 1991
10	Sheila Ethridge, Louisiana Tech vs. Tex.-Pan American	Feb. 23, 1991
10	Amy Cherubini, Indiana vs. Ohio St.	Feb. 21, 1992
10	Marlene Stollings, Ohio vs. Robert Morris	Dec. 30, 1997
10	Maxann Reese, Michigan St. vs. Iowa	Jan. 29, 1999
10	Jamie Lange, UMBC vs. Long Island	Feb. 22, 1999
10	Stacy Frese, Iowa St. vs. Drake	Dec. 8, 1999
10	Jessica Wilhite, Milwaukee vs. Green Bay	Jan. 20, 2001
10	Mari Sanchez, New Mexico St. vs. La.-Lafayette	Feb. 23, 2002
10	Laurie Koehn, Kansas St. vs. Iowa	Jan. 5, 2003
10	Nikki Reddick, Coastal Caro. vs. Winthrop	Feb. 15, 2003
10	Jennifer Dooley, Cal Poly vs. UC Riverside	Jan. 31, 2004
10	Stephanie Holbrook, Tennessee Tech vs. Eastern Ill.	Jan. 6, 2005
10	Rachel Butler, Hampton vs. Brown	Dec. 3, 2005
10	Michelle Augustavo, San Diego vs. Clemson	Dec. 11, 2005
10	Kari Koch, Missouri St. vs. Oral Roberts	Dec. 20, 2005
10	T.J. Jordan, Old Dominion vs. Northeastern	Feb. 8, 2007

THREE-POINT FIELD PERCENTAGE (since 1988)
(minimum 7 three-point field goals made)

Pct.	Player, Team vs. Opponent (3FG-3FGA)	Date
100.0	Kristi Brown, Middle Tenn. vs. Tennessee Tech (8 of 8)	Feb. 15, 1992
100.0	Stacy Frese, Iowa St. vs. Nebraska (8 of 8)	Jan. 28, 1999
100.0	Ashley Linscott, Wagner vs. Long Island (8 of 8)	Jan. 21, 2004
100.0	Angie Evans, William & Mary vs. James Madison (7 of 7)	Jan. 16, 1988
100.0	Heather Donlon, Fordham vs. Holy Cross (7 of 7)	Feb. 13, 1990
100.0	Meredith Eberspeacher, Rider vs. Wagner (7 of 7)	Jan. 4, 1997
100.0	Megan Compain, St. Joseph's vs. Rhode Island (7 of 7)	Jan. 25, 1997
100.0	Linda Cummings, Montana vs. Mont. St.-Billings (7 of 7)	Nov. 18, 1998
100.0	Alicia Ratay, Notre Dame vs. Rutgers (7 of 7)	Feb. 19, 2000
100.0	Jenel Stevens, Canisius vs. Stetson (7 of 7)	Nov. 22, 2002
100.0	Mandy Kappel, Drake vs. Indiana St. (7 of 7)	March 1, 2003
100.0	Jenni Lingor, Missouri St. vs. Evansville (7 of 7)	March 8, 2003
100.0	Alissa Kirby, Evansville vs. Bradley (7 of 7)	Feb. 2, 2004
100.0	Toni Horvath, Iona vs. Siena (7 of 7)	Feb. 4, 2004

FREE-THROW PERCENTAGE (since 1982)
(minimum 18 free throws made)

Pct.	Player, Team vs. Opponent (FT-FTA)	Date
100.0	Shanika Freeman, Jacksonville St. vs. Fla. Atlantic (22-22)	Feb. 6, 2003
100.0	Kristeena Alexander, George Mason vs. UCF (20-20)	Dec. 29, 1996
100.0	Liz Beggs, Kent St. vs. St. Bonaventure (20-20)	Nov. 19, 2000
100.0	Leilani Mitchell, Idaho vs. UC Santa Barb. (20-20)	Jan. 8, 2005
100.0	Shameka Jackson, Alabama St. vs. Hampton (19-19)	Dec. 7, 2001
100.0	Chris Starr, Nevada vs. San Diego (18-18)	Jan. 3, 1984
100.0	Holly Jones, Rice vs. UC Santa Barb. (18-18)	Nov. 30, 1985
100.0	Beth Shearer, American vs. Lehigh (18-18)	Dec. 28, 1987
100.0	Wendy Scholtens, Vanderbilt vs. Tennessee Tech (18-18)	Jan. 11, 1989
100.0	Donna Abbott, West Virginia vs. Northern Ill. (18-18)	Dec. 29, 1990

Pct.	Player, Team vs. Opponent (FT-FTA)	Date
100.0	Kristina Behnfeldt, Marshall vs. Miami (Ohio) (18-18)	Jan. 20, 1999
100.0	Corrin VonWald, Milwaukee vs. Valparaiso (18-18)	Jan. 19, 2000
100.0	Mandy Morales, Montana vs. Santa Clara (18-18)	Dec. 20, 2006

REBOUNDS (since 1982)

Reb.	Player, Team vs. Opponent	Date
40	Deborah Temple, Delta St. vs. UAB	Feb. 14, 1983
37	Rosina Pearson, Bethune-Cookman vs. Fla. Memorial	Nov. 16, 1984
33	Maureen Formico, Pepperdine vs. Loyola Marymount	Feb. 15, 1985
32	Lachelle Lyles, Southeast Mo. St. vs. Tennessee St.	Dec. 7, 2006
31	Darlene Beale, Howard vs. South Carolina St.	Feb. 23, 1987
30	Cindy Bonaforte, Wagner vs. Queens (N.Y.)	Feb. 15, 1983
30	Wanda Ford, Drake vs. Eastern Ill.	Feb. 16, 1985
30	Kayone Hankins, New Orleans vs. Nicholls St.	Nov. 26, 1994
30	Jennifer Butler, Massachusetts vs. Florida	Dec. 28, 2002
29	Joy Kellogg, Oklahoma City vs. Okla. Christian	Nov. 29, 1983
29	Joy Kellogg, Oklahoma City vs. UTEP	Jan. 21, 1984
29	Gail Norris, Alabama St. vs. Texas Southern	Feb. 28, 1992
28	Tracy Claxton, Kansas vs. Pacific Christian	Nov. 21, 1981
28	Carolyn Thompson, Texas Tech vs. Rice	Jan. 29, 1982
28	Kara Audery, Lamar vs. McNeese St.	Feb. 28, 1984
28	Olivia Bradley, West Virginia vs. Temple	Jan. 26, 1985
28	Yvette Larkins, Coppin St. vs. Charleston So.	Dec. 9, 1989
28	Tarcha Hollis, Grambling vs. Alcorn St.	March 2, 1991
28	DeShawne Blocker, East Tenn. St. vs. Covenant	Jan. 6, 1994
28	Latasha Byears, DePaul vs. Northeastern Ill.	Nov. 29, 1995
28	Ashlee Kelly, Quinnipiac vs. Fairleigh Dickinson	March 5, 2004

ASSISTS (since 1986)

Ast.	Player, Team vs. Opponent	Date
23	Michelle Burden, Kent St. vs. Ball St.	Feb. 6, 1991
22	Shawn Monday, Tennessee Tech vs. Morehead St.	Feb. 1, 1988
22	Veronica Pettry, Loyola (Ill.) vs. Detroit	March 4, 1989
22	Tine Freil, Pacific vs. Wichita St.	Dec. 14, 1990
21	Amy Bauer, Wisconsin vs. Detroit	Dec. 11, 1988
21	Neacole Hall, Alabama St. vs. Southern U.	Jan. 21, 1989
21	Tine Freil, Pacific vs. Fresno St.	March 8, 1992
20	Anja Bordt, St. Mary's (Cal.) vs. Loyola Marymount	Jan. 25, 1991
20	Mimi Harris, La Salle vs. Loyola (Ill.)	Feb. 1, 1992
20	Gaynor O'Donnell, East Caro. vs. UNC Asheville	Dec. 13, 1992
20	Ira Fuquay, Alcorn St. vs. Grambling	Feb. 8, 1993
20	Jade Hyett, Washington St. vs. California	Jan. 23, 1997
20	La'Terrica Dobin, Northwestern St. vs. Idaho St.	Dec. 7, 2002

BLOCKED SHOTS (since 1988)

Blk.	Player, Team vs. Opponent	Date
16	Sandora Irvin, TCU vs. UAB	Jan. 16, 2005
15	Amy Lundquist, Loyola Marymount vs. Western Ill.	Dec. 20, 1992
14	Alyssa Shriver, Tulsa vs. Louisiana Tech	Jan. 24, 2002
13	Stefanie Kasperski, Oregon vs. Western Ky.	Dec. 29, 1987
13	Suzanne Johnson, Monmouth vs. Delaware	Dec. 13, 1990
13	Shannon Spriggs, Texas-Arlington vs. La.-Monroe	Jan. 7, 1995
13	Shelly Johnson, Morehead St. vs. Samford	Jan. 20, 2005
13	Marita Payne, Auburn vs. Arkansas	Feb. 3, 2005
13	Ashley Sparkman, Northwestern St. vs. McNeese St.	March 4, 2005
12	Michelle Wilson, Texas Southern vs. Alcorn St.	Jan. 23, 1988
12	Stefanie Kasperski, Oregon vs. California	Feb. 26, 1988
12	Janetta Johnson, Wisconsin vs. Green Bay	Dec. 7, 1988
12	Janetta Johnson, Wisconsin vs. Detroit	Dec. 11, 1988
12	Janetta Johnson, Wisconsin vs. Indiana	Jan. 6, 1989
12	Ellen Bayer, Texas vs. Texas Tech	Jan. 2, 1990
12	Chris Enger, San Diego vs. Gonzaga	Feb. 3, 1990
12	Simone Srubek, Fresno St. vs. UNLV	Feb. 24, 1990
12	Denise Hogue, Col. of Charleston vs. Georgia St.	Feb. 26, 1992
12	Jessica Beck, Rider vs. St. Francis (Pa.)	Feb. 4, 1995
12	Tiffany Evans, TCU vs. UAB	Feb. 3, 2002
12	DeeAnna Hanscom, Fla. Atlantic vs. Eastern Mich.	Dec. 19, 2002
12	Brooke McAfee, IUPUI vs. Oral Roberts	Jan. 24, 2004

STEALS (since 1988)

Stl.	Player, Team vs. Opponent	Date
14	Natalie White, Florida A&M vs. South Ala.	Dec. 13, 1991
14	Heidi Caruso, Lafayette vs. Kansas St.	Dec. 5, 1992
14	Stephanie Wine, Marshall vs. Western Caro.	Jan. 23, 1995
14	Keisha Anderson, Wisconsin vs. Cleveland St.	Feb. 11, 1997
14	Ticha Penicheiro, Old Dominion vs. St. Francis (Pa.)	March 13, 1998
14	Christy Gambill, UNC Wilmington vs. South Carolina St.	Nov. 16, 1998
13	Valorie Whiteside, Appalachian St. vs. Col. of Charleston	Jan. 9, 1988
13	Tammy Stover, Wright St. vs. Md.-East. Shore	Jan. 20, 1988
13	Stacy Hunt, Cal St. Fullerton vs. San Jose St.	Feb. 13, 1988
13	Ann Thomas, Tennessee St. vs. Monmouth	Nov. 25, 1989
13	Kim Hill, Northwestern St. vs. La.-Monroe	Jan. 11, 1992
13	Natalie White, Florida A&M vs. Bethune-Cookman	Feb. 25, 1995
13	Neno Anguiano, Lamar vs. Centenary (La.)	Dec. 8, 1999

Season Records

POINTS

Player, Team	Season	G	FG	3FG	FT	Pts.
Jackie Stiles, Missouri St.	2001	35	365	65	267	*1,062
Cindy Brown, Long Beach St.	1987	35	362	—	250	974
Genia Miller, Cal St. Fullerton	1991	33	376	0	217	969
Sheryl Swoopes, Texas Tech	1993	34	356	32	211	955
Andrea Congreaves, Mercer	1992	28	353	77	142	925
Wanda Ford, Drake	1986	30	390	—	139	919
Chamique Holdsclaw, Tennessee	1998	39	370	9	166	915
Barbara Kennedy, Clemson	1982	31	*392	—	124	908
Patricia Hoskins, Mississippi Val.	1989	27	345	13	205	908
LaTaunya Pollard, Long Beach St.	1983	31	376	—	155	907
Tina Hutchinson, San Diego St.	1984	30	383	—	132	898
Jackie Stiles, Missouri St.	2000	32	297	58	238	890
Cindy Blodgett, Maine	1996	32	313	50	213	889
Jan Jensen, Drake	1991	30	358	6	166	888
Deborah Temple, Delta St.	1984	28	373	—	127	873
Kelly Mazzante, Penn St.	2002	35	313	102	144	872
Anucha Browne, Northwestern	1985	28	341	—	173	855
Dale Hodges, St. Joseph's	1990	31	328	0	199	855
Wendy Scholtens, Vanderbilt	1990	34	309	1	236	855
Lisa Foss, Northern Ill.	1991	35	340	14	159	853

**Record.*

SCORING AVERAGE

Player, Team	Season	G	FG	3FG	FT	Pts.	Avg.
Patricia Hoskins, Mississippi Val.	†1989	27	345	13	205	908	*33.6
Andrea Congreaves, Mercer	†1992	28	353	77	142	925	33.0
Deborah Temple, Delta St.	†1984	28	373	—	127	873	31.2
Andrea Congreaves, Mercer	†1993	26	302	51	150	805	31.0
Wanda Ford, Drake	†1986	30	390	—	139	919	30.6
Anucha Browne, Northwestern	†1985	28	341	—	173	855	30.5
LeChandra LeDay, Grambling	†1988	28	334	36	146	850	30.4
Jackie Stiles, Missouri St.	†2001	35	365	65	267	*1,062	30.3
Kim Perrot, La.-Lafayette	†1990	28	309	95	128	841	30.0
Tina Hutchinson, San Diego St.	1984	30	383	—	132	898	29.9
Jan Jensen, Drake	†1991	30	358	6	166	888	29.6
Sandra Hodge, New Orleans	1984	19	240	—	81	561	29.5
Genia Miller, Cal St. Fullerton	1991	33	376	0	217	969	29.4
Barbara Kennedy, Clemson	†1982	31	*392	—	124	908	29.3
LaTaunya Pollard, Long Beach St.	†1983	31	376	—	155	907	29.3
Lisa McMullen, Alabama St.	1991	28	285	*126	119	815	29.1
Tresa Spaulding, BYU	†1987	28	347	—	116	810	28.9
Hope Linthicum, Central Conn. St.	1987	23	282	—	101	665	28.9
Pam Hudson, Northwestern St.	1990	29	330	1	168	829	28.6
Wanda Hightower, UAB	1982	24	263	—	158	684	28.5
Allison Feaster, Harvard	†1998	28	272	58	195	797	28.5

**Record. †National leader.*

FIELD-GOAL PERCENTAGE
(based on qualifiers for annual championship)

Player, Team	Season	G	FG	FGA	Pct.
Myndee Larsen, Southern Utah	†1998	28	249	344	*72.4
Chantelle Anderson, Vanderbilt	†2001	34	292	404	72.3
Deneka Knowles, Southeastern La.	†1996	26	199	276	72.1
Barbara Farris, Tulane	1998	27	151	210	71.9
Renay Adams, Tennessee Tech	†1991	30	185	258	71.7
Crystal Langhorne, Maryland	†2007	34	215	304	70.7
Regina Days, Ga. Southern	†1986	27	234	332	70.5
Kim Wood, Green Bay	†1994	27	188	271	69.4
Kelly Lyons, Old Dominion	†1990	31	308	444	69.4
Alisha Hill, Howard	†1995	28	194	281	69.0
Ruth Riley, Notre Dame	†1999	31	198	290	68.3
Trina Roberts, Ga. Southern	†1982	31	189	277	68.2
Lidiya Varbanova, Boise St.	1991	22	128	188	68.1
Lidiya Varbanova, Boise St.	†1993	27	200	294	68.0
Diane Seng, Tennessee Tech	†1997	29	257	379	67.8
LaFreda Deckard, North Texas	1995	27	147	217	67.7
Sharon McDowell, UNC Wilmington	†1987	28	170	251	67.7
Lidiya Varbanova, Boise St.	†1992	29	228	338	67.5
Katie Feenstra, Liberty	†2005	32	230	343	67.1
Crystal Langhorne, Maryland	†2006	38	248	370	67.0

**Record. †National leader.*

THREE-POINT FIELD GOALS
(based on qualifiers for annual championship)

Player, Team	Season	G	3FG
Lisa McMullen, Alabama St.	†1991	28	*126
Laurie Koehn, Kansas St.	†2002	34	122
Shrieka Evans, Grambling	†2000	30	120
Brenda Hatchett, Lamar	1991	33	119
Karen Middleton, South Carolina	1991	31	115
Danielle Viglione, Texas	1994	30	115
Becky Hammon, Colorado St.	1999	36	114
Gwen Davis, Bethune-Cookman	†1988	26	111
Shrieka Evans, Grambling	†2001	29	111
Autumn Hollyfield, Cal St. Fullerton	1994	27	110

**Record. †National leader.*

THREE-POINT FIELD GOALS PER GAME
(based on qualifiers for annual championship)

Player, Team	Season	G	3FG	Avg.
Lisa McMullen, Alabama St.	†1991	28	*126	*4.50
Gwen Davis, Bethune-Cookman	†1988	26	111	4.27
Autumn Hollyfield, Cal St. Fullerton	†1994	27	110	4.07
Sandi Bittler, Princeton	†1990	22	89	4.05
Shrieka Evans, Grambling	†2000	30	120	4.00
Cornelia Gayden, LSU	†1995	27	105	3.89
Danielle Viglione, Texas	1994	30	115	3.83
Shrieka Evans, Grambling	†2001	29	111	3.83
Kathy Halligan, Creighton	1990	27	102	3.78
Lynette Pestel, St. Louis	1994	27	101	3.74
Lynda Kukla, Valparaiso	†1992	27	101	3.74
Karen Middleton, South Carolina	1991	31	115	3.71
Marquerite Moran, Hofstra	†1989	29	107	3.69
Suzie Dailer, St. Bonaventure	†1993	27	99	3.67
Julie Krommenhoek, Utah	†1998	27	98	3.63
Brenda Hatchett, Lamar	1991	33	119	3.61
Laurie Koehn, Kansas St.	†2002	34	122	3.59
Amy Waugh, Xavier	†2003	30	107	3.57
Kim MacMillan, Long Island	2000	29	103	3.55
Joy Gallagher, Wagner	†2004	28	99	3.54

**Record. †National leader.*

THREE-POINT FIELD-GOAL PERCENTAGE
(based on qualifiers for annual championship)

Player, Team	Season	G	3FG	3FGA	Pct.
Heather Donlon, Fordham	†1990	29	50	87	*57.5
Kathy Halligan, Creighton	†1992	32	72	130	55.4
Alicia Ratay, Notre Dame	†2001	36	81	148	54.7
Jill Morton, Louisville	†2000	27	69	129	53.5
K.C. Cowgill, Missouri St.	†2005	33	74	139	53.2
Sarah Lenschow, Valparaiso	†1998	28	56	106	52.8
Erin Maher, Harvard	1990	26	41	78	52.6
Brittney Carfora, Columbia	†2007	27	55	106	51.9
Cara Frey, Harvard	†1993	25	50	97	51.5
Alicia Burke, Oklahoma St.	†1989	32	57	111	51.4
Jamie Siess, Oklahoma St.	†1988	28	42	82	51.2
Heather Prather, Middle Tenn.	†1995	28	69	135	51.1
Heather Prather, Middle Tenn.	1993	28	46	90	51.1
Krista Treide, Wyoming	†1991	28	57	112	50.9
Joy Galloway, Charleston So.	1989	28	65	128	50.8
Marion Crandall, Eastern Mich.	†2004	30	77	152	50.7
Kim Gilchrist, Mississippi	1992	31	53	105	50.5
Diane Starry, Evansville	1991	29	55	109	50.5
Julie Larsen, Utah	†2006	34	69	137	50.4
Jenny Schmidt, Illinois St.	1998	27	77	153	50.3

**Record. †National leader.*

FREE-THROW PERCENTAGE
(based on qualifiers for annual championship)

Player, Team	Season	G	FT	FTA	Pct.
Adrienne Squire, Penn St.	†2006	29	80	83	*96.4
Shanna Zolman, Tennessee	†2004	35	88	92	95.7
Ginny Doyle, Richmond	†1992	29	96	101	95.0
Jill Marano, La Salle	†2003	29	88	93	94.6
Sue Bird, Connecticut	†2002	39	98	104	94.2
Paula Corder-King, Southeast Mo. St.	†1999	28	111	118	94.1
Kandi Brown, Morehead St.	2003	28	104	111	93.7
Linda Cyborski, Delaware	†1991	29	74	79	93.7
Kandi Brown, Morehead St.	†2002	29	74	79	93.7
Kristin Iwanaga, California	†2005	29	85	91	93.4
Paula Corder-King, Southeast Mo. St.	†2000	27	69	74	93.2
Chelsi Welch, Oklahoma	2006	36	92	99	92.9
Jennifer Howard, North Carolina St.	†1994	27	118	127	92.9
Tommi Paris, Furman	2006	30	102	110	92.7
Keely Feeman, Cincinnati	†1986	30	76	82	92.7
Amy Slowikowski, Kent St.	†1989	27	112	121	92.6
Cyndi Valentin, Indiana	2004	29	99	107	92.5
Lea Ann Parsley, Marshall	†1990	28	96	104	92.3
Chris Starr, Nevada	1986	25	119	129	92.2
DeAnn Craft, UCF	†1987	24	94	102	92.2

**Record. †National leader.*

REBOUNDS

Player, Team	Season	G	Reb.
Courtney Paris, Oklahoma	†2006	36	*539
Wanda Ford, Drake	1985	30	534
Lachelle Lyles, Southeast Mo. St.	†2007	31	527
Courtney Paris, Oklahoma	2007	33	526
Wanda Ford, Drake	†1986	30	506
Anne Donovan, Old Dominion	1983	35	504
Darlene Jones, Mississippi Val.	1983	31	487
Melanie Simpson, Oklahoma City	1982	37	481
Rosina Pearson, Bethune-Cookman	†1985	26	480
Sylvia Fowles, LSU	2007	38	477
Patricia Hoskins, Mississippi Val.	†1987	28	476
Cheryl Miller, Southern California	1985	30	474
Darlene Beale, Howard	1987	29	459
Olivia Bradley, West Virginia	1985	30	458
Valerie Still, Kentucky	1982	32	457
Darlene Jones, Mississippi Val.	1982	33	453
Deborah Temple, Delta St.	1983	29	451

**Record. †National leader.*

REBOUND AVERAGE

Player, Team	Ht.	Season	G	Reb.	Avg.
Rosina Pearson, Bethune-Cookman	6-0	†1985	26	480	*18.5
Wanda Ford, Drake	6-0	1985	30	534	17.8
Katie Beck, East Tenn. St.	6-0	†1988	25	441	17.6
DeShawne Blocker, East Tenn. St.	6-0	†1994	26	450	17.3
Patricia Hoskins, Mississippi Val.	6-3	†1987	28	476	17.0
Lachelle Lyles, Southeast Mo. St.	6-2	†2007	31	527	17.0
Wanda Ford, Drake	6-0	†1986	30	506	16.9
Patricia Hoskins, Mississippi Val.	6-3	†1989	27	440	16.3
Joy Kellogg, Oklahoma City	6-1	†1984	23	373	16.2
Deborah Mitchell, Mississippi Col.	6-2	†1983	28	447	16.0
Courtney Paris, Oklahoma	6-4	2007	33	526	15.9
Cheryl Miller, Southern California	6-3	1985	30	474	15.8
Darlene Beale, Howard	5-10	1987	29	459	15.8
Darlene Jones, Mississippi Val.	6-1	1983	31	487	15.7
Deborah Temple, Delta St.	5-10	1983	29	451	15.6
Valorie Whiteside, Appalachian St.	5-11	1985	28	435	15.5
Tarcha Hollis, Grambling	6-4	†1991	29	443	15.3
Olivia Bradley, West Virginia	6-1	1985	30	458	15.3
Pam Hudson, Northwestern St.	5-11	†1990	29	438	15.1
Angela Jenkins, Georgia St.	6-3	1985	26	392	15.1
Darlene Beale, Howard	6-2	1986	28	422	15.1

**Record. †National leader.*

ASSISTS

Player, Team	Season	G	Ast.
Suzie McConnell, Penn St.	†1987	30	*355
Suzie McConnell, Penn St.	†1986	32	338
Tine Freil, Pacific	†1990	29	321
Neacole Hall, Alabama St.	†1989	29	319
Neacole Hall, Alabama St.	†1988	28	318
Faith Mimnaugh, Loyola (Ill.)	†1985	27	316
Andrea Nagy, Florida Int'l.	†1995	32	315

**Record. †National leader.*

ASSIST AVERAGE

Player, Team	Season	G	Ast.	Avg.
Suzie McConnell, Penn St.	†1987	30	*355	*11.8
Faith Mimnaugh, Loyola (Ill.)	†1985	27	316	11.7
Neacole Hall, Alabama St.	†1988	28	318	11.4
Tine Freil, Pacific	†1990	29	321	11.1
Neacole Hall, Alabama St.	†1989	29	319	11.0
Gaynor O'Donnell, East Caro.	†1993	28	300	10.7
La'Terrica Dobin, Northwestern St.	†2003	28	298	10.6
Suzie McConnell, Penn St.	†1986	32	338	10.6
Kim Skala, East Tenn. St.	1986	27	285	10.6

**Record. †National leader.*

BLOCKED SHOTS

Player, Team	Season	G	Blk.
Amie Williams, Jackson St.	†2003	29	*152
Michelle Wilson, Texas Southern	†1989	27	151
Alison Bales, Duke	†2007	34	151
Sandora Irvin, TCU	†2005	33	150
Denise Hogue, Col. of Charleston	†1992	28	147
Genia Miller, Cal St. Fullerton	1991	33	146
Allyssa DeHaan, Michigan St.	2007	33	145
Marita Payne, Auburn	2005	28	141
Simone Srubek, Fresno St.	†1990	31	138
Chris Enger, San Diego	†1993	28	137
Brooke McAfee, IUPUI	†2006	28	137
Trish Andrew, Michigan	1992	28	136
Amber Harris, Xavier	2007	34	136
Cassie Hager, UNI	2005	31	135
Alison Bales, Duke	2005	36	134
Ashley Sparkman, Northwestern St.	2005	27	132
Heidi Gillingham, Vanderbilt	1992	31	131
Rebecca Lobo, Connecticut	†1994	33	131

**Record. †National leader.*

BLOCKED-SHOT AVERAGE

Player, Team	Season	G	Blk.	Avg.
Michelle Wilson, Texas Southern	†1989	27	151	*5.6
Denise Hogue, Col. of Charleston	†1992	28	147	5.3
Amie Williams, Jackson St.	†2003	29	*152	5.2
Suzanne Johnson, Monmouth	†1991	23	117	5.1
Marita Payne, Auburn	†2005	28	141	5.0
Chris Enger, San Diego	†1993	28	137	4.9
Brooke McAfee, IUPUI	†2006	28	137	4.9
Ashley Sparkman, Northwestern St.	2005	27	132	4.9
Trish Andrew, Michigan	1992	28	136	4.9
Janetta Johnson, Wisconsin	1989	27	130	4.8
Brooke McAfee, IUPUI	†2004	27	130	4.8
Carvie Upshaw, New Orleans	1989	28	125	4.5
Simone Srubek, Fresno St.	†1990	31	138	4.5
Sandora Irvin, TCU	2005	33	150	4.5
Alison Bales, Duke	†2007	34	151	4.4
Genia Miller, Cal St. Fullerton	1991	33	146	4.4
Allyssa DeHaan. Michigan St.	2007	33	145	4.4
Cassie Hager, UNI	2005	31	135	4.4

**Record. †National leader.*

STEALS

Player, Team	Season	G	Stl.
Natalie White, Florida A&M	†1995	30	*191
Natalie White, Florida A&M	†1994	28	172
Heidi Caruso, Lafayette	†1993	28	168
Ticha Penicheiro, Old Dominion	1997	36	161
Ticha Penicheiro, Old Dominion	†1998	32	161
Shelly Boston, Florida A&M	†1990	29	160
Donna McGary, Mississippi Val.	†1989	29	158
Oberon Pitterson, Western Ill.	1994	28	155
Heidi Caruso, Lafayette	1994	27	153
Debbie Black, St. Joseph's	1988	32	150
Sherill Baker, Georgia	†2006	32	149
Neacole Hall, Alabama St.	1989	29	148
Colleen Cook, Youngstown St.	1998	31	145
Heidi Caruso, Lafayette	1992	29	144
Kim Perrot, La.-Lafayette	1990	28	143
Natalie White, Florida A&M	†1992	28	143
Nykesha Sales, Connecticut	1997	34	143
Shelly Boston, Florida A&M	†1991	28	142
Alfreda Jefferson, Delaware St.	1995	26	142

**Record. †National leader.*

STEAL AVERAGE

Player, Team	Season	G	Stl.	Avg.
Natalie White, Florida A&M	†1995	30	*191	*6.4
Natalie White, Florida A&M	†1994	28	172	6.1
Heidi Caruso, Lafayette	†1993	28	168	6.0
Heidi Caruso, Lafayette	1994	27	153	5.7
Oberon Pitterson, Western Ill.	1994	28	155	5.5
Shelly Boston, Florida A&M	†1990	29	160	5.5
Alfreda Jefferson, Delaware St.	1995	26	142	5.5
Donna McGary, Mississippi Val.	†1989	29	158	5.4
LeKeysha Johnson, Southern U.	†1996	22	118	5.4
Kim Perrot, La.-Lafayette	1990	28	143	5.1
Neacole Hall, Alabama St.	1989	29	148	5.1
Alfreda Jefferson, Delaware St.	1996	26	131	5.0
Ticha Penicheiro, Old Dominion	†1998	32	161	5.0
Tami Varnado, Alcorn St.	1992	27	136	5.0
Oberon Pitterson, Western Ill.	1995	28	140	5.0
Heidi Caruso, Lafayette	1992	29	144	5.0

**Record. †National leader.*

Top Season Performances by Class

SCORING AVERAGE

Class	Player, Team	Season	G	FG	3FG	FT	Pts.	Avg.
Senior	Patricia Hoskins, Mississippi Val.	1989	27	345	13	205	908	33.6
Junior	Andrea Congreaves, Mercer	1992	28	353	77	142	925	33.0
Soph.	Deborah Temple, Delta St.	1983	29	311	—	189	811	28.0
Fresh.	Tina Hutchinson, San Diego St.	1984	30	383	—	132	898	29.9

FIELD-GOAL PERCENTAGE

Class	Player, Team	Season	G	FG	FGA	Pct.
Senior	Myndee Larsen, Southern Utah	1998	28	249	344	72.4
Junior	Crystal Langhorne, Maryland	2007	34	215	304	70.7
Sophomore	Chantelle Anderson, Vanderbilt	2001	34	292	404	72.3
Freshman	Alisha Hill, Howard	1995	28	194	281	69.0

THREE-POINT FIELD GOALS PER GAME

Class	Player, Team	Season	G	3FG	Avg.
Senior	Sandi Bittler, Princeton	1990	22	89	4.05
Junior	Lisa McMullen, Alabama St.	1991	28	126	4.50
Sophomore	Shrieka Evans, Grambling	2001	29	111	3.83
Freshman	Shrieka Evans, Grambling	2000	30	120	4.00

THREE-POINT FIELD-GOAL PERCENTAGE

Class	Player, Team	Season	G	3FG	3FGA	Pct.
Senior	Kathy Halligan, Creighton	1992	32	72	130	55.4
Junior	Brittney Carfora, Columbia	2007	27	55	106	51.9
Sophomore	Alicia Ratay, Notre Dame	2001	36	81	148	54.7
Freshman	Heather Donlon, Fordham	1990	29	50	87	57.5

FREE-THROW PERCENTAGE

Class	Player, Team	Season	G	FT	FTA	Pct.
Senior	Ginny Doyle, Richmond	1992	29	96	101	95.0
Junior	Paula Corder-King, Southeast Mo. St.	1999	28	111	118	94.1
Sophomore	Adrienne Squire, Penn St.	2006	29	80	83	96.4
Freshman	Jennifer Howard, No. Carolina St.	1994	27	118	127	92.9

REBOUND AVERAGE

Class	Player, Team	Season	G	Reb.	Avg.
Senior	Katie Beck, East Tenn. St.	1988	25	441	17.6
Junior	Rosina Pearson, Bethune-Cookman	1985	26	480	18.5
Sophomore	Patricia Hoskins, Mississippi Val.	1987	28	476	17.0
Freshman	Valorie Whiteside, Appalachian St.	1985	28	435	15.5

ASSIST AVERAGE

Class	Player, Team	Season	G	Ast.	Avg.
Senior	Faith Mimnaugh, Loyola (Ill.)	1985	27	316	11.7
Junior	Suzie McConnell, Penn St.	1987	30	355	11.8
Sophomore	Suzie McConnell, Penn St.	1986	32	338	10.6
Freshman	Tine Freil, Pacific	1990	29	321	11.1

BLOCKED-SHOT AVERAGE

Class	Player, Team	Season	G	Blk.	Avg.
Senior	Michelle Wilson, Texas Southern	1989	27	151	5.6
Junior	Denise Hogue, Col. of Charleston	1992	28	147	5.3
Sophomore	Brooke McAfee, IUPUI	2004	27	130	4.8
Freshman	Allyssa DeHaan, Michigan St.	2007	33	145	4.4

STEAL AVERAGE

Class	Player, Team	Season	G	Stl.	Avg.
Senior	Natalie White, Florida A&M	1995	30	191	6.4
Junior	Natalie White, Florida A&M	1994	28	172	6.1
Sophomore	Vanessa Hayden, Florida	2002	29	126	4.3
Freshman	Natalie White, Florida A&M	1992	28	143	5.1

Top Season Performances by a Freshman

POINTS

Player, Team	Season	G	FG	3FG	FT	Pts.
Tina Hutchinson, San Diego St.	1984	30	383	—	132	898
Courtney Paris, Oklahoma	2006	36	331	0	126	788
Annette Smith, Texas	1982	39	316	—	121	753
Tamika Catchings, Tennessee	1998	39	253	40	165	711
Julie Fitzpatrick, Drake	1985	30	292	—	109	693

SCORING AVERAGE

Player, Team	Season	G	FG	3FG	FT	Pts.	Avg.
Tina Hutchinson, San Diego St.	1984	30	383	—	132	898	29.9
Valorie Whiteside, Appalachian St.	1985	28	279	—	200	758	27.1
Patricia Hoskins, Mississippi Val.	1986	26	242	—	167	651	25.0
Tarcha Hollis, Grambling	1989	28	299	0	89	687	24.5
Rose Willis, Morgan St.	1986	21	204	—	101	509	24.2
Korie Hlede, Duquesne	1995	26	257	34	80	628	24.2

FIELD-GOAL PERCENTAGE

Player, Team	Season	G	FG	FGA	Pct.
Alisha Hill, Howard	1995	28	194	281	69.0
Lidiya Varbanova, Boise St.	1991	22	128	188	68.1
Diane Seng, Tennessee Tech	1997	29	257	379	67.8
LaFreda Deckard, North Texas	1995	27	147	217	67.7
Michelle Suman, San Diego St.	1992	29	156	234	66.7

THREE-POINT FIELD-GOAL PERCENTAGE

Player, Team	Season	G	3FG	3FGA	Pct.
Heather Donlon, Fordham	1990	29	50	87	57.5
Erin Maher, Harvard	1990	26	41	78	52.6
Heather Prather, Middle Tenn.	1993	28	46	90	51.1
Kelly DeLong, Western Mich.	1996	27	68	137	49.6
Michelle Nason, Western Ill.	1991	27	47	95	49.5

THREE-POINT FIELD GOALS PER GAME

Player, Team	Season	G	3FG	Avg.
Shrieka Evans, Grambling	2000	30	120	4.00
Danielle Viglione, Texas	1994	30	115	3.83
Laurie Koehn, Kansas St.	2002	34	122	3.59
Kim MacMillan, Long Island	2000	29	103	3.55
Keturah Newkirk, Bethune-Cookman	2006	29	100	3.45

FREE-THROW PERCENTAGE

Player, Team	Season	G	FT	FTA	Pct.
Jennifer Howard, North Carolina St.	1994	27	118	127	92.9
Lisa Furlin, Indiana	1993	27	75	83	90.4
Kandi Brown, Morehead St.	2001	29	75	83	90.4
Jenni Kraft, Duke	1989	28	90	100	90.0
Christy Smith, Arkansas	1995	30	134	149	89.9
Jordan Sykes, Fairleigh Dickinson	2007	29	80	89	89.9

REBOUNDS

Player, Team	Season	G	Reb.
Courtney Paris, Oklahoma	2006	36	539
Ida Johnson, Delta St.	1982	39	443
Valorie Whiteside, Appalachian St.	1985	28	435
Angela Jenkins, Georgia St.	1985	26	392
Patricia Hoskins, Mississippi Val.	1986	26	378

REBOUND AVERAGE

Player, Team	Season	G	Reb.	Avg.
Valorie Whiteside, Appalachian St.	1985	28	435	15.5
Angela Jenkins, Georgia St.	1985	26	392	15.1
Courtney Paris, Oklahoma	2006	36	539	15.0
Patricia Hoskins, Mississippi Val.	1986	26	378	14.5
Wanda Ford, Drake	1983	28	367	13.1

ASSISTS (from 1985)

Player, Team	Season	G	Ast.
Suzie McConnell, Penn St.	1985	33	321
Tine Freil, Pacific	1990	29	321
Michelle Burden, Kent St.	1991	29	294
Andrea Nagy, Florida Int'l	1992	33	282
Stephany Raines, Mercer	1989	28	250

ASSIST AVERAGE (from 1985)

Player, Team	Season	G	Ast.	Avg.
Tine Freil, Pacific	1990	29	321	11.07
Michelle Burden, Kent St.	1991	29	294	10.14
Suzie McConnell, Penn St.	1985	33	321	9.73
Stephany Raines, Mercer	1989	28	250	8.93
Andrea Nagy, Florida Int'l	1992	33	282	8.55

BLOCKED SHOTS (from 1988)

Player, Team	Season	G	Blk.
Allyssa DeHaan, Michigan St.	2007	33	145
Amber Harris, Xavier	2007	34	136
Courtney Paris, Oklahoma	2006	36	119
Kathy Gilbert, Columbia	1988	25	101
Scherrie Jackson, Bethune-Cookman	1994	26	100

BLOCKED-SHOT AVERAGE (from 1988)

Player, Team	Season	G	Blk.	Avg.
Allyssa DeHaan, Michican St.	2007	33	145	4.44
Kathy Gilbert, Columbia	1988	25	101	4.04
Amber Harris, Xavier	2007	34	136	4.00
Scherrie Jackson, Bethune-Cookman	1994	26	100	3.85
Chris Enger, San Diego	1990	27	96	3.56

STEALS (from 1988)

Player, Team	Season	G	Stl.
Natalie White, Florida A&M	1992	28	143
Stacy Coffey, Oklahoma St.	1993	32	135
LaShaina Dickerson, Long Island	1989	26	122
Kristen Boone, UNC Greensboro	2005	28	121
Melanie Boeglin, Indiana St.	2003	31	117

STEAL AVERAGE (from 1988)

Player, Team	Season	G	Stl.	Avg.
Natalie White, Florida A&M	1992	28	143	5.11
LaShaina Dickerson, Long Island	1989	26	122	4.69
Betsy Gilmore, Dartmouth	1991	24	112	4.67
LeKeysha Johnson, Southern U.	1995	26	115	4.42
Kristen Boone, UNC Greensboro	2005	28	121	4.32

Career Records

All career leaders include only those players who played at least three seasons (in a four-year career) or two (in a three-season career) in Division I during the era of official NCAA statistics, beginning with the 1981-82 season.

POINTS

Player, Team	Last Season	G	Pts.
Jackie Stiles, Missouri St.	2001	129	*3,393
Patricia Hoskins, Mississippi Val.	1989	110	3,122
Lorri Bauman, Drake	1984	120	3,115
Chamique Holdsclaw, Tennessee	1999	*148	3,025
Cheryl Miller, Southern California	1986	128	3,018
Cindy Blodgett, Maine	1998	118	3,005
LaToya Thomas, Mississippi St.	2003	125	2,981
Valorie Whiteside, Appalachian St.	1988	116	2,944
Kelly Mazzante, Penn St.	2004	133	2,919
Joyce Walker, LSU	1984	117	2,906
Sandra Hodge, New Orleans	1984	107	2,860
Andrea Congreaves, Mercer	1993	108	2,796
Karen Pelphrey, Marshall	1986	114	2,746
Seimone Augustus, LSU	2006	140	2,702
Cindy Brown, Long Beach St.	1987	128	2,696
Chandi Jones, Houston	2004	114	2,692
Alana Beard, Duke	2004	136	2,687
Carolyn Thompson, Texas Tech	1984	121	2,655
Sue Wicks, Rutgers	1988	125	2,655
Janet Harris, Georgia	1985	131	2,641
Wanda Ford, Drake	1986	117	2,636
Korie Hlede, Duquesne	1998	109	2,631
Chantelle Anderson, Vanderbilt	2003	137	2,605
Wendy Scholtens, Vanderbilt	1991	122	2,602
Lisa Ingram, La.-Monroe	1986	113	2,601
Anita Maxwell, New Mexico St.	1996	119	2,601

**Record. $Played three seasons in Division I (Division II in 1988).*

SCORING AVERAGE
(minimum 1,500 points)

Player, Team	Seasons	G	FG	3FG	FT	Pts.	Avg.
Patricia Hoskins, Mississippi Val.	1985-89	110	1,196	24	706	3,122	*28.4
Sandra Hodge, New Orleans	1981-84	107	1,194	—	472	2,860	26.7
Jackie Stiles, Missouri St.	1997-01	129	1,160	221	852	*3,393	26.3
Lorri Bauman, Drake	1981-84	120	1,104	—	*907	3,115	26.0
Andrea Congreaves, Mercer	1989-93	108	1,107	153	429	2,796	25.9
Cindy Blodgett, Maine	1994-98	118	1,055	219	676	3,005	25.5
Valorie Whiteside, Appalachian St.	1984-88	116	1,153	0	638	2,944	25.4
Joyce Walker, LSU	1981-84	117	*1,259	—	388	2,906	24.8
Tarcha Hollis, Grambling	1989-91	84	891	3	246	2,031	24.2
Korie Hlede, Duquesne	1994-98	109	1,045	162	379	2,631	24.1
Karen Pelphrey, Marshall	1983-86	114	1,175	—	396	2,746	24.1
Erma Jones, Bethune-Cookman	1982-84	87	961	—	173	2,095	24.1
LaToya Thomas, Mississippi St.	1999-03	125	1,119	34	709	2,981	23.8
Chandi Jones, Houston	2000-04	114	963	188	578	2,692	23.6
Cheryl Miller, Southern California	1983-86	128	1,159	—	700	3,018	23.6
Chris Starr, Nevada	1983-86	101	881	—	594	2,356	23.3
Frances Savage, Miami (Fla.)	1988-92	94	830	43	481	2,184	23.2
Sarah Behn, Boston College	1989-93	109	867	106	683	2,523	23.1
Lisa Ingram, La.-Monroe	1983-86	113	1,093	—	415	2,601	23.0
Andrea Stinson, North Carolina St.	1987-91	94	917	55	247	2,136	22.7
Tresa Spaulding, BYU	1983-87	102	968	—	373	2,309	22.6
Wanda Ford, Drake	1983-86	117	1,132	—	372	2,636	22.5
Diana Caramanico, Penn	1997-01	108	927	13	548	2,415	22.4
Cornelia Gayden, LSU	1991-95	110	829	337	456	2,451	22.3
Dale Hodges, St. Joseph's	1986-90	94	817	0	443	2,077	22.1

**Record. $Played three seasons in Division I (Division II in 1988).*

FIELD-GOAL PERCENTAGE
(minimum 400 field goals made)

Player, Team	Seasons	G	FG	FGA	Pct.
Tamika Williams, Connecticut	1999-02	132	560	797	*70.3
Deneka Knowles, Southeastern La.	1992-96	106	578	849	68.1
Lidiya Varbanova, Boise St.	1990-94	107	754	1,119	67.4
Regina Days, Ga. Southern	1984-88	111	835	1,282	65.1
Chantelle Anderson, Vanderbilt	1999-03	137	1,020	1,568	65.1
Kelly Lyons, Old Dominion	1986-90	122	887	1,373	64.6
Renay Adams, Tennessee Tech	1987-91	120	600	931	64.4
Angie Welle, Iowa St.	1998-02	132	791	1,234	64.1
Barbara Farris, Tulane	1994-98	118	660	1,036	63.7
Trina Roberts, Ga. Southern	1981-84	117	695	1,099	63.2
Myndee Larsen, Southern Utah	1994-98	103	707	1,118	63.2
Ruth Riley, Notre Dame	1997-01	131	777	1,229	63.2
Tyish Hall, Duke	1993-97	109	543	862	63.0
Kara Wolters, Connecticut	1993-97	137	947	1,507	62.8
Angela Crosby, Appalachian St.	1990-94	55	429	683	62.8
Roschelle Vaughn, Tennessee Tech	1991-93	59	488	780	62.6
Tammi Blackstone, Drake	1996-00	119	611	979	62.4
Latoja Harris, Toledo	1990-94	91	570	915	62.3
Katrina McClain, Georgia	1983-87	125	873	1,407	62.0
Diane Seng, Tennessee Tech	1996-00	120	845	1,362	62.0
Gerlonda Hardin, Austin Peay	2000-04	124	749	1,212	61.8
Vickie Adkins, Kansas	1983-86	95	696	1,127	61.8
Kim Wood, Green Bay	1990-94	115	566	917	61.7
Portia Hill, Stephen F. Austin	1988-90	65	610	990	61.6
Crystal Stewart, La.-Monroe	1990-94	114	560	909	61.6

**Record.*

THREE-POINT FIELD GOALS

Player, Team	Last Season	Yrs.	G	3FG
Laurie Koehn, Kansas St.	2005	4	121	*392
Erin Thorn, BYU	2003	4	127	391
Kim MacMillan, Long Island/St. John's (N.Y.)	2004	4	117	379
Julie Krommenhoek, Utah	1998	4	117	362
Kelly Mazzante, Penn St.	2004	4	133	357
Ivory Latta, North Carolina	2007	4	138	345
Valerie King, Cincinnati	2004	4	126	338
Cornelia Gayden, LSU	1995	4	110	337
Lenae Williams, DePaul	2002	4	116	330
Diana Taurasi, Connecticut	2004	4	144	318
Karen Middleton, South Carolina	1991	4	128	317
Wendi Willits, Arkansas	2001	4	131	316
Jennifer Howard, North Carolina St.	1997	4	117	315
Kathy Halligan, Creighton	1992	4	115	309
Julie Jones, Richmond	1992	4	123	309
Nicole Levandusky, Xavier	2001	4	127	304
Kate Bulger, West Virginia	2004	4	115	301
Jessica Malone, Gonzaga	2002	4	111	298
Brenna Doty, Buffalo	1997	4	116	296
Jill Sutton, TCU	2001	4	119	296
Christy Thomaskutty, Tulane	1996	4	118	294
Dayna Finch, Creighton	2004	4	121	294
Danielle Viglione, Texas	1997	4	105	293
Stacy Frese, Iowa St.	2000	4	126	293
Suzie Dailer, St. Bonaventure	1995	4	104	291
Cathy Joens, George Washington	2004	4	123	291

**Record.*

THREE-POINT FIELD GOALS PER GAME
(minimum 150 three-point field goals made)

Player, Team	Last Season	Yrs.	G	3FG	Avg.
Lisa McMullen, Alabama St.	1991	2	56	224	*4.00
Autumn Hollyfield, Cal St. Fullerton	1995	2	40	155	3.88
Sandi Bittler, Princeton	1990	3	73	246	3.37
Brenda Hatchett, Lamar	1992	2	56	188	3.36
Laurie Koehn, Kansas St.	2005	4	121	*392	3.24
Kim MacMillan, Long Island/St. John's (N.Y.)	2004	4	117	379	3.24
Rhonda McCullough, McNeese St./La.-Lafayette	1990	3	82	260	3.17
Julie Krommenhoek, Utah	1998	4	117	362	3.09
Erin Thorn, BYU	2003	4	127	391	3.08
Cornelia Gayden, LSU	1995	4	110	337	3.06
Michelle Nason, Bradley	1995	2	52	158	3.04
Kelly Savage, Toledo	1990	3	92	273	2.97
Carolyn Aldridge, Tennessee St.	1995	3	85	244	2.87
Lenae Williams, DePaul	2002	4	116	330	2.84
Jana Crosby, Houston	1990	2	57	161	2.82
Suzie Dailer, St. Bonaventure	1995	4	104	291	2.80
Jean-Marie Lesko, Marist	1998	3	89	249	2.80
Danielle Viglione, Texas	1997	4	105	293	2 79
Julie Lienert, Santa Clara	1991	2	57	157	2.75
Jennifer Howard, North Carolina St.	1997	4	117	315	2.69
Kathy Halligan, Creighton	1992	4	115	309	2.69
Kelly Mazzante, Penn St.	2004	4	133	357	2.68
Valerie King, Cincinnati	2004	4	126	338	2.68
Jessica Malone, Gonzaga	2002	4	111	298	2.68
Chelsey Warburton, Weber St.	2007	3	90	238	2.64
Amy Waugh, Xavier	2003	4	107	282	2.64

**Record.*

THREE-POINT FIELD-GOAL PERCENTAGE
(minimum 150 three-point field goals made)

Player, Team	Last Season	Yrs.	G	3FG	3FGA	Pct.
Alicia Ratay, Notre Dame	2003	4	130	262	550	*47.6
Erin Maher, Harvard	1993	4	103	261	559	46.7
Jana Crosby, Houston	1990	2	57	161	345	46.7
Caroline Williams, Vanderbilt	2007	4	115	238	512	46.5
Heather Donlon, Fordham	1993	4	116	233	504	46.2

Player, Team	Last Season	Yrs.	G	3FG	3FGA	Pct.
Sandi Bittler, Princeton	1990	3	73	246	534	46.1
Kathy Halligan, Creighton	1992	4	115	309	680	45.4
Stacy Frese, Iowa St.	2000	4	126	293	648	45.2
Jennifer Azzi, Stanford	1990	3	95	191	423	45.2
Heather Prather, Middle Tenn.	1996	4	114	224	502	44.6
Angie Snyder, South Fla.	1992	4	109	159	357	44.5
Karen Middleton, South Carolina	1991	4	128	317	712	44.5
Jill Morton, Louisville	2000	4	112	201	452	44.5
Julie Powell, Vanderbilt	1994	4	121	203	460	44.1
Jackie Stiles, Missouri St.	2001	4	129	221	501	44.1
Lisa Verhoff, Indiana St.	2006	4	111	214	486	44.0
Wendy Davis, Connecticut	1992	4	127	279	635	43.9
Julie Larsen, Utah	2006	4	125	159	362	43.9
Melody Howard, Missouri St.	1994	4	127	258	588	43.9
Kristin Rethman, Kansas St.	2002	4	120	266	609	43.7
Julie Jones, Richmond	1992	4	123	309	712	43.4
Jess Hansen, UC Santa Barb.	2003	4	126	214	494	43.3
Julie Meier, Southeast Mo. St.	1995	4	106	177	409	43.3
Chrissy Roberts, Eastern Ky.	1998	4	113	219	507	43.2
Julie Krommenhoek, Utah	1998	4	117	362	840	43.1

**Record.*

FREE-THROW PERCENTAGE
(minimum 250 free throws made)

Player, Team	Seasons	G	FT	FTA	Pct.
Kandi Brown, Morehead St.	2000-04	114	357	390	*91.5
Brooke Lassiter, Louisiana Tech	1998-02	128	269	294	91.5
Cyndi Valentin, Indiana	2003-06	118	403	457	88.2
Karen Murray, Washington	1981-84	107	269	307	87.6
Katie Kelly, Eastern Ky.	2000-04	117	562	642	87.5
Susan Robinson, Penn St.	1988-92	122	487	557	87.4
Lisa Goodin, Eastern Ky.	1981-84	111	526	602	87.4
Jennifer Cole, La Salle	1989-93	116	398	456	87.3
Alicia Ratay, Notre Dame	1999-03	130	387	444	87.2
Julie Briody, New Mexico	2004-07	122	312	358	87.2
Wendy Scholtens, Vanderbilt	1987-91	122	681	785	86.8
Valerie King, Cincinnati	2000-04	126	440	508	86.6
Brooke Armistead, Austin Peay	1999-03	120	601	694	86.6
Chris Starr, Nevada	1983-86	101	594	687	86.5
Kelly Hebler, Eastern Mich.	1986-90	106	282	326	86.5
Erin Thorn, BYU	1999-03	127	258	300	86.0
Megan Duffy, Notre Dame	2003-06	127	403	469	85.9
Kari Koch, Missouri St.	2003-06	122	384	448	85.7
Seimone Augustus, LSU	2003-06	121	401	468	85.7
Laura Shelton, Eastern Ky.	2003-06	116	324	379	85.5
Jackie Stiles, Missouri St.	1997-01	129	852	997	85.5
Chelsi Welch, Oklahoma	2003-07	130	282	330	85.5
Amy Waugh, Xavier	1999-03	107	363	425	85.4
Linda Page, North Carolina St.	1982-85	124	407	477	85.3
Kristin Mattox, Louisville	1992-96	116	260	305	85.2
Carol Madsen, Purdue/Xavier	1989-90, 91-94	88	283	332	85.2

**Record.*

REBOUNDS

Player, Team	Seasons	G	Reb.
Wanda Ford, Drake	1983-86	117	*1,887
Patricia Hoskins, Mississippi Val.	1985-89	110	1,662
Cheryl Miller, Southern California	1983-86	128	1,534
Cheryl Taylor, Tennessee Tech	1983-87	120	1,532
Marilyn Stephens, Temple	1981-84	117	1,519
Olivia Bradley, West Virginia	1982-85	117	1,484
Judy Mosley, Hawaii	1986-90	114	1,441
Tracy Claxton, Kansas/Old Dominion	1982-83, 84-85	118	1,434
Kym Hampton, Arizona St.	1981-84	120	1,415
Katie Beck, East Tenn. St.	1984-88	105	1,404
Janet Harris, Georgia	1982-85	131	1,398
Lorena Legarde, Portland	1982-85	127	1,393
Joskeen Garner, Northwestern St.	1992-96	119	1,388
Sandora Irvin, TCU	2002-05	127	1,370
Valorie Whiteside, Appalachian St.	1984-88	116	1,369
Khara Smith, DePaul	2002-06	131	1,369

**Record.*

REBOUND AVERAGE
(minimum 800 rebounds)

Player, Team	Seasons	G	Reb.	Avg.
Wanda Ford, Drake	1983-86	117	*1,887	*16.1
Patricia Hoskins, Mississippi Val.	1985-89	110	1,662	15.1
Tarcha Hollis, Grambling	1988-91	85	1,185	13.9
Katie Beck, East Tenn. St.	1984-88	105	1,404	13.4
Marilyn Stephens, Temple	1981-84	117	1,519	13.0
Natalie Williams, UCLA	1991-94	89	1,137	12.8
Cheryl Taylor, Tennessee Tech	1983-87	120	1,532	12.8
DeShawne Blocker, East Tenn. St.	1991-95	107	1,361	12.7
Olivia Bradley, West Virginia	1982-85	117	1,484	12.7
Judy Mosley, Hawaii	1986-90	114	1,441	12.6
Chana Perry, La.-Monroe/San Diego St.	1984-89	103	1,286	12.5
Tera Sheriff, Jackson St.	1992-95	72	890	12.4
Andrea Gardner, Howard	1999-02	87	1,080	12.4
Katrina Fields, Fairfield	1982-85	99	1,210	12.2
Tracy Claxton, Kansas/Old Dominion	1982-83, 84-85	118	1,434	12.2
Kristin Wilson, Charlotte	1983-87	107	1,305	12.2
Angela Buckner, Wichita St.	2000-04	107	1,297	12.1
Derunzia Johnson, La.-Monroe	1987-90	83	1,006	12.1
Cheryl Miller, Southern California	1983-86	128	1,534	12.0
Rachel Bouchard, Maine	1987-91	110	1,309	11.9
Liz Coffin, Maine	1984-88	114	1,351	11.9
Gwen Austin, UNC Wilmington	1982-85	109	1,290	11.8
Kym Hampton, Arizona St.	1981-84	120	1,415	11.8
Valorie Whiteside, Appalachian St.	1984-88	116	1,369	11.8
Linda Wilson, Monmouth	1983-87	113	1,336	11.8

**Record.*

ASSISTS

Player, Team	Last Season	Yrs.	G	Ast.
Suzie McConnell, Penn St.	1988	4	128	*1,307
Andrea Nagy, Florida Int'l	1995	4	125	1,165
Tine Freil, Pacific	1993	4	111	1,088
Shanya Evans, Providence	1991	4	121	987
Ticha Penicheiro, Old Dominion	1998	4	133	939
La'Terrica Dobin, Northwestern St.	2004	4	113	921
Yolanda Paige, West Virginia	2005	4	120	902
Dalma Ivanyi, Florida Int'l	1999	4	106	896
Nancy Kennelly, Northwestern	1993	4	116	892
Neacole Hall, Alabama St.	1989	3	84	869
Teresa Weatherspoon, Louisiana Tech	1988	4	131	858
Sara Nord, Louisville	2004	4	118	852
Stephany Raines, Mercer	1992	4	109	851
Erin Grant, Texas Tech	2006	4	128	844
Tasha Pointer, Rutgers	2001	4	128	836
Gaynor O'Donnell, East Caro.	1993	4	114	833
Tina Nicholson, Penn St.	1996	4	124	826
Shawn Monday, Tennessee Tech	1990	4	121	823
Camille Ratledge, Florida	1990	4	111	816
Niesa Johnson, Alabama	1995	4	125	800
Michelle Burden, Kent St.	1994	4	116	798
Kim Kawamoto, Army	1992	4	114	796
Lisa Branch, Texas A&M	1996	4	120	795
Dayna Smith, Rhode Island	1996	4	111	793
Michele Koclanes, Richmond	2002	4	112	793

**Record.*

ASSIST AVERAGE
(minimum 500 assists)

Player, Team	Last Season	Yrs.	G	Ast.	Avg.
Neacole Hall, Alabama St.	1989	3	84	869	*10.35
Suzie McConnell, Penn St.	1988	4	128	*1,307	10.21
Tine Freil, Pacific	1993	4	111	1,088	9.80
Andrea Nagy, Florida Int'l	1995	4	125	1,165	9.32
Dalma Ivanyi, Florida Int'l	1999	4	106	896	8.45
Shanya Evans, Providence	1991	4	121	987	8.16
La'Terrica Dobin, Northwestern St.	2004	4	113	921	8.15
Anja Bordt, St. Mary's (Cal.)	1991	3	81	654	8.07
Stephany Raines, Mercer	1992	4	109	851	7.81
Nancy Kennelly, Northwestern	1993	4	116	892	7.69
Yolanda Paige, West Virginia	2005	4	120	902	7.52
Camille Ratledge, Florida	1990	4	111	816	7.35
Gaynor O'Donnell, East Caro.	1993	4	114	833	7.31
Sara Nord, Louisville	2004	4	118	852	7.22
Dayna Smith, Rhode Island	1996	4	111	793	7.14
Michele Koclanes, Richmond	2002	4	112	793	7.08
Ticha Penicheiro, Old Dominion	1998	4	133	939	7.06
Boky Vidic, Oregon St.	1996	3	78	548	7.03
Kim Kawamoto, Army	1992	4	114	796	6.98
Mary Gavin, Notre Dame	1988	4	112	778	6.95
Michelle Burden, Kent St.	1994	4	116	798	6.88
Shawn Monday, Tennessee Tech	1990	4	121	823	6.80
Gina Graziani, Miami (Fla.)	2000	4	111	743	6.69
Tina Nicholson, Penn St.	1996	4	124	826	6.66
Tanya Warren, Creighton	1988	4	98	650	6.63
Lisa Branch, Texas A&M	1996	4	120	795	6.63

**Record.*

BLOCKED SHOTS

Player, Team	Ht.	Last Season	Yrs.	G	Blk.
Sandora Irvin, TCU	6-3	2005	4	127	*480
Brooke McAfee, IUPUI	6-2	2006	4	111	447
Alison Bales, Duke	6-7	2007	4	129	434
Genia Miller, Cal St. Fullerton	6-3	1991	4	118	428
Heidi Gillingham, Vanderbilt	6-10	1994	4	128	413
Zane Teilane, Western Ill.	6-7	2006	4	106	406
Rebecca Lobo, Connecticut	6-4	1995	4	126	396
Jessica Davenport, Ohio St.	6-5	2007	4	130	384
Marita Payne, Auburn	6-5	2006	4	122	377
Chris Enger, San Diego	6-4	1993	4	96	372
Kara Wolters, Connecticut	6-7	1997	4	137	370
Ruth Riley, Notre Dame	6-5	2001	4	131	370
Angela Gorsica, Vanderbilt	6-6	1997	4	127	368
Trish Andrew, Michigan	6-3	1993	4	113	367
Denise Hogue, Col. of Charleston	6-4	1993	4	106	359
Vanessa Hayden, Florida	6-4	2004	4	107	357
Ugo Oha, George Washington	6-4	2004	4	124	355
Jordan Adams, New Mexico	6-3	2006	4	128	344
Cassie Hager, UNI	6-7	2006	4	108	337
Amy Lundquist, Loyola Marymount/DePaul	6-5	1997	4	113	336
Teresa Jenkins, Florida A&M	6-6	1999	4	113	336
DeMya Walker, Virginia	6-3	1999	4	122	330
Dawn Royster, North Carolina	6-0	1987	4	110	329
Tajama Abraham, George Washington	6-3	1997	4	130	326
Stefanie Kasperski, Oregon	6-7	1990	3	89	322

**Record.*

BLOCKED-SHOT AVERAGE
(minimum 200 blocked shots)

Player, Team	Ht.	Last Season	Yrs.	G	Blk.	Avg.
Amie Williams, Jackson St.	6-7	2004	2	59	279	*4.73
Brooke McAfee, IUPUI	6-2	2006	4	111	447	4.03
Chris Enger, San Diego	6-4	1993	4	96	372	3.88
Zane Teilane, Western Ill.	6-7	2006	4	106	406	3.83
Sandora Irvin, TCU	6-3	2005	4	127	*480	3.78
Suzanne Johnson, Monmouth	6-3	1991	3	73	269	3.68
Genia Miller, Cal St. Fullerton	6-3	1991	4	118	428	3.63
Stefanie Kasperski, Oregon	6-7	1990	3	89	322	3.62
Denise Hogue, Col. of Charleston	6-4	1993	4	106	359	3.39
Alison Bales, Duke	6-7	2007	4	129	434	3.36
Vanessa Hayden, Florida	6-4	2004	4	107	357	3.34
Katie Beth Pate, Lipscomb	6-5	2006	3	80	264	3.30
Trish Andrew, Michigan	6-3	1993	4	113	367	3.25
Heidi Gillingham, Vanderbilt	6-10	1994	4	128	413	3.23
Rebecca Lobo, Connecticut	6-4	1995	4	126	396	3.14
Cassie Hager, UNI	6-7	2006	4	108	337	3.12
Marita Payne, Auburn	6-5	2006	4	122	377	3.09
Kathy Gilbert, Columbia	6-3	1991	4	100	305	3.05
Dawn Royster, North Carolina	6-0	1987	4	110	329	2.99
Quacy Barnes, Indiana	6-5	1998	3	90	269	2.99
Teresa Jenkins, Florida A&M	6-6	1999	4	113	336	2.97
Amy Lundquist, Loyola Marymount/ DePaul	6-5	1997	4	113	336	2.97
Jessica Davenport, Ohio St.	6-5	2007	4	130	384	2.95
Rosemary Adams, Portland	6-2	1993	3	77	227	2.95
Delores Jones, Northeastern Ill.	6-1	1998	4	104	305	2.93

**Record.*

STEALS

Player, Team	Last Season	Yrs.	G	Stl.
Natalie White, Florida A&M	1995	4	113	*624
Ticha Penicheiro, Old Dominion	1998	4	133	591
Heidi Caruso, Lafayette	1994	4	113	532
Shiakiea Carter, Grambling	1998	4	116	469
Stacy Coffey, Oklahoma St.	1996	4	118	458
Dawn Staley, Virginia	1992	4	131	454
Toccara Williams, Texas A&M	2004	4	111	452
Nykesha Sales, Connecticut	1998	4	137	447
Melania Boeglin, Indiana St.	2006	4	124	444
Sherill Baker, Georgia	2006	4	131	426
Donna McGary, Mississippi Val.	1991	4	113	425
Rochelle Luckett, VCU	2002	4	114	423
Nicole Kubik, Nebraska	2000	4	125	418
Shelly Boston, Florida A&M	1992	4	88	416
Teresa McNair, Eastern Ky.	2003	4	116	406
Alana Beard, Duke	2004	4	136	404
Clentana Dawkins, Northeastern Ill.	1997	4	109	403
Armintie Price, Mississippi	2007	4	126	403
Sonja Tate, Arkansas St.	1993	4	119	402
Latesha Lee, Jackson St.	2004	4	114	394
Tonya Sampson, North Carolina	1994	4	123	390
Trancye Pegues, Alcorn St.	1997	4	98	389
Colleen Cook, Youngstown St.	1998	4	116	384
Mery Andrade, Old Dominion	1999	4	132	382
LaShaina Dickerson, Long Island	1992	4	101	381

**Record.*

STEAL AVERAGE
(minimum 200 steals)

Player, Team	Last Season	Yrs.	G	Stl.	Avg.
Natalie White, Florida A&M	1995	4	113	*624	*5.52
Alfreda Jefferson, Delaware St.	1996	2	52	279	5.37
Oberon Pitterson, Western Ill.	1995	2	56	295	5.27
Neacole Hall, Alabama St.	1989	2	57	281	4.93
Shelly Boston, Florida A&M	1992	4	88	416	4.73
Heidi Caruso, Lafayette	1994	4	113	532	4.71
Ticha Penicheiro, Old Dominion	1998	4	133	591	4.44
Betsy Gilmore, Dartmouth	1995	4	90	370	4.11
Toccara Williams, Texas A&M	2004	4	111	452	4.07
Kim Perrot, La.-Lafayette	1990	3	83	336	4.05
Shiakiea Carter, Grambling	1998	4	116	469	4.04
Trancye Pegues, Alcorn St.	1997	4	98	389	3.97
Kim Hill, Northwestern St.	1993	2	61	238	3.90
Stacy Coffey, Oklahoma St.	1996	4	118	458	3.88
Kasia McClendon, Southern Ill.	1997	4	95	366	3.85
Keisha Anderson, Wisconsin	1997	3	85	327	3.85
Jessica Mudry, Lehigh	1996	3	81	307	3.79
LaShaina Dickerson, Long Island	1992	4	101	381	3.77
Donna McGary, Mississippi Val.	1991	4	113	425	3.76
Ann Webster, Southeastern La.	2002	2	57	214	3.75
Lisa McMullen, Alabama St.	1991	2	56	209	3.73
Tomika Young, BYU	1993	2	55	205	3.73
Rochelle Luckett, VCU	2002	4	114	423	3.71
LaKeita Richardson, Sam Houston St.	1995	2	54	200	3.70
Clentana Dawkins, Northeastern Ill.	1997	4	109	403	3.70

**Record.*

2,000 POINTS & 1,000 REBOUNDS

Player, Team	Last Season	Pts.	Reb.
Patricia Hoskins, Mississippi Val.	1989	3,122	1,662
Lorri Bauman, Drake	1984	3,115	1,050
Chamique Holdsclaw, Tennessee	1999	3,025	1,295
Cheryl Miller, Southern California	1986	3,018	1,534
LaToya Thomas, Mississippi St.	2003	2,981	1,108
Valorie Whiteside, Appalachian St.	1988	2,944	1,369
Andrea Congreaves, Mercer	1993	2,796	1,141
Cindy Brown, Long Beach St.	1987	2,696	1,184
Sue Wicks, Rutgers	1988	2,655	1,357
Carolyn Thompson, Texas Tech	1984	2,655	1,247
Janet Harris, Georgia	1985	2,641	1,398
Wanda Ford, Drake	1986	2,636	1,887
Wendy Scholtens, Vanderbilt	1991	2,602	1,272
Anita Maxwell, New Mexico St.	1996	2,601	1,189
Lisa Ingram, La.-Monroe	1986	2,601	1,173
Deborah Temple, Delta St./Mississippi	1985	2,573	1,261
Cheryl Taylor, Tennessee Tech	1987	2,526	1,532
Albena Branzova, Florida Int'l	1995	2,515	1,092
Diana Vines, DePaul	1989	2,504	1,269
Sophia Young, Baylor	2006	2,480	1,316
Judy Mosley, Hawaii	1990	2,479	1,441
Cherie Nelson, Southern California	1989	2,474	1,232
Patty Stoffey, Loyola (Md.)	1995	2,467	1,025
Caroline Mast, Ohio	1986	2,449	1,223
Genia Miller, Cal St. Fullerton	1991	2,415	1,162
Diana Caramanico, Penn	2001	2,415	1,207
Lisa Leslie, Southern California	1994	2,414	1,214
Shelly Pennefather, Villanova	1987	2,408	1,171
Rachel Bouchard, Maine	1991	2,405	1,309
Karen Jennings, Nebraska	1993	2,405	1,000
Janice Lawrence, Louisiana Tech	1984	2,403	1,097
Lorena Legarde, Portland	1985	2,393	1,393
Regina Kirk, Chattanooga	1988	2,376	1,086
Karen Elsner, Richmond	1985	2,367	1,244
Kym Hampton, Arizona St.	1984	2,361	1,415
Linda Frohlich, UNLV	2002	2,355	1,124
Tanja Kostic, Oregon St.	1996	2,349	1,001
Paula McGee, Southern California	1984	2,346	1,160
Jess Zenobile, St. Francis (Pa.)	2000	2,338	1,295
Sue Galkantas, Florida St.	1984	2,327	1,006

Player, Team	Last Season	Pts.	Reb.
Tara Boothe, Xavier	2006	2,324	1,004
Dorothy Bowers, Youngstown St.	1988	2,322	1,083
Allison Feaster, Harvard	1998	2,316	1,134
Sonja Tate, Arkansas St.	1993	2,312	1,006
Jessica Davenport, Ohio St.	2007	2,303	1,094
Adrian Vickers, South Ala.	1990	2,285	1,364
Kim Smith, Utah	2006	2,281	1,015
Janice Felder, Southern Miss.	1994	2,275	1,169
Lillie Mason, Western Ky.	1986	2,262	1,006
Alison Lang, Oregon	1984	2,254	1,101
Susan Robinson, Penn St.	1992	2,253	1,070
Tina Thompson, Southern California	1997	2,248	1,168
Khara Smith, DePaul	2006	2,241	1,369
Chris Moreland, Duke	1988	2,232	1,229
Kelly Lyons, Old Dominion	1990	2,224	1,008
Pam McGee, Southern California	1984	2,214	1,255
Tracy Reid, North Carolina	1998	2,200	1,065
Katrina McClain, Georgia	1987	2,195	1,193
Marilyn Stephens, Temple	1984	2,194	1,519
Vivian Herron, Oral Roberts	1989	2,192	1,007
Maureen Formico, Pepperdine	1986	2,190	1,188
Gray Harris, Southeast Mo. St.	1996	2,176	1,000
Rushia Brown, Furman	1994	2,169	1,023
Clinette Jordan, Oklahoma St.	1989	2,168	1,128
Armintie Price, Mississippi	2007	2,166	1,198
Chana Perry, La.-Monroe/San Diego St.	1989	2,163	1,286
Liz Coffin, Maine	1988	2,153	1,351
Katie Beck, East Tenn. St.	1988	2,151	1,404
Angie Welle, Iowa St.	2002	2,149	1,209
Kristina Behnfeldt, Marshall	1999	2,144	1,101
Phylette Blake, Ga. Southern	1989	2,140	1,242
Rebecca Lobo, Connecticut	1995	2,133	1,268
Portland McCaskill, Southern Miss.	1985	2,130	1,064
Renee Kelly, Missouri	1987	2,119	1,098
Orphie Moore, South Ala.	1987	2,118	1,116
Tamika Catchings, Tennessee	2001	2,113	1,004
Celeste Hill, Old Dominion	1994	2,112	1,124
Ella Williams, Alcorn St.	1984	2,111	1,102
Jillian Robins, Tulsa	2007	2,108	1,313
Sheri Turnbull, Vermont	1994	2,108	1,056
Carol Owens, Northern Ill.	1990	2,102	1,028
Venus Lacy, Old Dominion/Louisiana Tech	1990	2,096	1,243
Charlotte Smith, North Carolina	1995	2,094	1,200
Regina Days, Ga. Southern	1988	2,091	1,078
DeShawne Blocker, East Tenn. St.	1995	2,086	1,361
Val Whiting, Stanford	1993	2,077	1,134
Dale Hodges, St. Joseph's	1990	2,077	1,049
Deb Asper, Utah	1984	2,074	1,042
Ruth Riley, Notre Dame	2001	2,072	1,007
Becky Jackson, Auburn	1984	2,068	1,118
Lisa Van Goor, Colorado	1985	2,067	1,154
Tammy McCarthy, UMBC	1987	2,063	1,047
Antoinette Norris, Stephen F. Austin	1988	2,062	1,360
Nicole Powell, Stanford	2004	2,062	1,143
Tarcha Hollis, Grambling	1991	2,058	1,187
Gwen Austin, UNC Wilmington	1985	2,056	1,290
Laura Coenen, Minnesota	1985	2,044	1,029
Regina Street, Memphis	1985	2,043	1,281
Vickie Orr, Auburn	1989	2,035	1,006
Carol Smith, Alabama	1986	2,028	1,076
Linda Grayson, Northwestern St.	1989	2,028	1,122
Kahadeejah Herbert, Penn St.	1985	2,026	1,103
Maggie Stinnett, Baylor	1991	2,026	1,011
Tamika Coley, UCF	1996	2,006	1,211

MOST GAMES SCORING IN DOUBLE FIGURES

(May count all years of career as long as 1981-82 season is included)

Games	Player, Team	Years	Total Games Played
130	Sophia Young, Baylor	2003-06	139
127	Jackie Stiles, Missouri St.	1997-01	129
127	Alana Beard, Duke	2000-04	136
125	LaToya Thomas, Mississippi St.	1998-02	125
124	LaTaunya Pollard, Long Beach St.	1980-83	128
124	Kim Smith, Utah	2003-06	130
117	Nicole Ohlde, Kansas St.	2000-04	126
115	Beth Morgan, Notre Dame	1993-97	125
115	Tan White, Mississippi St.	2002-05	121
114	Chandi Jones, Houston	2000-04	114
112	Janice Felder, Southern Miss.	1990-94	117
110	Annette Smith, Texas	1981-84, 85-86	131
109	Susan Moran, St. Joseph's	1999-02	122
108	Kim Webb, Middle Tenn.	1984-97	116
108	Valerie King, Cincinnati	2000-04	126
106	Ruth Riley, Notre Dame	1998-01	131
105	Judy Mosley, Hawaii	1986-90	114
101	Sherry Levin, Holy Cross	1980-84	103
101	Katryna Gaither, Notre Dame	1994-97	128
101	Jacqueline Batteast, Notre Dame	2002-05	123
101	Patrice Holmes, Middle Tenn.	2002-05	124
100	DeLisha Milton, Florida	1994-97	125
100	Murriel Page, Florida	1995-98	128
Others (Pre-NCAA Records):			
130	Denise Curry, UCLA	1977-81	130
111	Kim Maddox, Long Beach St.	1978-81	121

MOST CONSECUTIVE FREE THROWS MADE

FTM	Player, Team	Years
66	Ginny Doyle, Richmond	*1991-92
60	Adrienne Squire, Penn St.	*2004-06
53	Katie Miller, UNI	1999-00
49	Lisa Rathburn, BYU	1990-91
46	Brooke Lassiter, Louisiana Tech	2000-01
45	Amy Slowikowski, Kent St.	1988-89
45	Wendy Scholtens, Vanderbilt	1988-89
39	Kirsten Smith, Arizona	1985-86
38	Christi Osborne, Virginia Tech	1993-94
37	Lindsay Bowen, Michigan St.	2002-03
36	Shanna Zolman, Tennessee	2003-04
35	Ellen Shields, St. Joseph's	1988-89
35	Angie Sorieya, Dartmouth	2003-04
33	Kourtney Mennen, Indiana St.	1999-00
33	Lindsey Meder, Iowa	2000-01
32	Nicole Erickson, Duke	1998-99
32	Michelle Greco, UCLA	2002-03
31	Lynette Liu, Hawaii	1984-85
31	Linda Cyborski, Delaware	1990-91
31	Shaquale Williams, Oregon	2001-02
31	Jessica Stratton, Baylor	2003-04

**Accomplished over two seasons.*

QUICKEST TO 1,000 POINTS

The NCAA Statistics Department thanks Chris Freet for the initital compilation of this list. Pre-NCAA players have been included.

Games	Player, Team	Career Years
37	Maree Jackson, LSU	1976-78
37	Carol Menken, Oregon St.	1979-81
37	Sandra Hodge, New Orleans	1981-84
38	Kathy Miller, Weber St.	1976-79
39	Lynette Woodard, Kansas	1978-81
39	Latesha Byears, DePaul	1994-96
41	Lorri Bauman, Drake	1981-84
42	Andrea Stinson, North Carolina St.	1988-91
43	Kori Hlede, Duquesne	1995-98
44	Jackie Stiles, Missouri St.	1998-01
45	Kieishsha Garnes, San Diego St.	1991-92
45	Linda Frohlich, UNLV	1999-02
46	Janet Harris, Georgia	1982-85
46	LaToya Thomas, Mississippi St.	2000-03
46	Chandi Jones, Houston	2001-04
46	*Courtney Paris, Oklahoma	2006-present
47	Joyce Walker, LSU	1981-84
47	Elena Kisseleva, Liberty	1997-00
47	Lisa Baswell, Jacksonville St.	1998-00
47	Kelly Mazzante, Penn St.	2001-04

**Active player.*

Annual Individual Champions

Scoring Average

Season	Player, Team	G	FG	3FG	FT	Pts.	Avg.
1982	Barbara Kennedy, Clemson	31	392	—	124	908	29.3
1983	LaTaunya Pollard, Long Beach St.	31	376	—	155	907	29.3
1984	Deborah Temple, Delta St.	28	373	—	127	873	31.2
1985	Anucha Browne, Northwestern	28	341	—	173	855	30.5
1986	Wanda Ford, Drake	30	390	—	139	919	30.6
1987	Tresa Spaulding, BYU	28	347	—	116	810	28.9
1988	LeChandra LeDay, Grambling	28	334	36	146	850	30.4
1989	Patricia Hoskins, Mississippi Val.	27	345	13	205	908	*33.6
1990	Kim Perrot, La.-Lafayette	28	309	95	128	841	30.0
1991	Jan Jensen, Drake	30	358	6	166	888	29.6
1992	Andrea Congreaves, Mercer	28	353	77	142	925	33.0
1993	Andrea Congreaves, Mercer	26	302	51	150	805	31.0
1994	Kristy Ryan, Sacramento St.	26	240	2	245	727	28.0
1995	Koko Lahanas, Cal St. Fullerton	29	329	0	120	778	26.8
1996	Cindy Blodgett, Maine	32	313	50	213	889	27.8
1997	Cindy Blodgett, Maine	30	285	69	171	810	27.0
1998	Allison Feaster, Harvard	28	272	58	195	797	28.5
1999	Tamika Whitmore, Memphis	32	325	30	163	843	26.3
2000	Jackie Stiles, Missouri St.	32	297	58	238	890	27.8
2001	Jackie Stiles, Missouri St.	35	365	65	267	*1,062	30.3
2002	Kelly Mazzante, Penn St.	35	313	102	144	872	24.9
2003	Chandi Jones, Houston	28	275	52	168	770	27.5
2004	Emily Faurholt, Idaho	29	261	43	172	737	25.4
2005	Tan White, Mississippi St.	29	241	61	138	681	23.5
2006	Seimone Augustus, LSU	35	334	18	109	795	22.7
2007	Carrie Moore, Western Mich.	32	272	52	217	813	25.4

**Record*

Field-Goal Percentage

Season	Player, Team	Cl.	G	FG	FGA	Pct.
1982	Trina Roberts, Ga. Southern	So.	31	189	277	68.2
1983	Lydia Sawney, Tennessee Tech	Sr.	27	167	250	66.8
1984	Becky Jackson, Auburn	Sr.	29	210	317	66.2
1985	Monica Lamb, Houston	So.	30	228	344	66.3
1986	Regina Days, Ga. Southern	So.	27	234	332	70.5
1987	Sharon McDowell, UNC Wilmington	Jr.	28	170	251	67.7
1988	Lisa Dodd, Wake Forest	So.	31	172	266	64.7
1989	Sheila Reynolds, Florida Int'l	Jr.	27	214	332	64.5
1990	Kelly Lyons, Old Dominion	Sr.	31	308	444	69.4
1991	Renay Adams, Tennessee Tech	Sr.	30	185	258	71.7
1992	Lidiya Varbanova, Boise St.	So.	29	228	338	67.5
1993	Lidiya Varbanova, Boise St.	Jr.	27	200	294	68.0
1994	Kim Wood, Green Bay	Sr.	27	188	271	69.4
1995	Alisha Hill, Howard	Fr.	28	194	281	69.0
1996	Deneka Knowles, Southeastern La.	Sr.	26	199	276	72.1
1997	Diane Seng, Tennessee Tech	Fr.	29	257	379	67.8
1998	Myndee Larsen, Southern Utah	Sr.	28	249	344	*72.4
1999	Ruth Riley, Notre Dame	So.	31	198	290	68.3
2000	Angie Wells, Iowa St.	So.	33	185	286	64.7
2001	Chantelle Anderson, Vanderbilt	So.	34	292	404	72.3
2002	Angie Welle, Iowa St.	Sr.	33	244	369	66.1
2003	Courtney Coleman, Ohio St.	Sr.	32	184	278	66.2
2004	Katie Feenstra, Liberty	Jr.	32	291	443	65.7
2005	Katie Feenstra, Liberty	Sr.	32	230	343	67.1
2006	Crystal Langhorne, Maryland	So.	38	248	370	67.0
2007	Crystal Langhorne, Maryland	Jr.	34	215	304	70.7

**Record.*

Three-Point Field Goals Made Per Game

Season	Player, Team	Cl.	G	3FG	Avg.
1988	Gwen Davis, Bethune-Cookman	Jr.	26	111	4.3
1989	Marguerite Moran, Hofstra	Sr.	29	107	3.7
1990	Sandi Bittler, Princeton	Sr.	22	89	4.0
1991	Lisa McMullen, Alabama St.	Jr.	28	*126	*4.5
1992	Lynda Kukla, Valparaiso	Sr.	27	101	3.7
1993	Suzie Dailer, St. Bonaventure	So.	27	99	3.7
1994	Autumn Hollyfield, Cal St. Fullerton	Jr.	27	110	4.1
1995	Cornelia Gayden, LSU	Sr.	27	105	3.9
1996	Tara Gunderson, Iowa St.	Jr.	27	93	3.4
1997	Brenna Doty, Buffalo	Sr.	28	98	3.5
1998	Julie Krommenhoek, Utah	Sr.	27	98	3.6
1999	Courtney Banghart, Dartmouth	Jr.	28	97	3.5
2000	Shrieka Evans, Grambling	Fr.	30	120	4.0
2001	Shrieka Evans, Grambling	So.	29	111	3.8
2002	Laurie Koehn, Kansas St.	Fr.	34	122	3.6
2003	Amy Waugh, Xavier	Sr.	30	107	3.6
2004	Joy Gallagher, Wagner	So.	28	99	3.5
2005	Jenny Conkle, Belmont	Jr.	28	87	3.1
2006	Toni Kennedy, Md.-East. Shore	Sr.	29	100	3.4
2007	Chelsey Warburton, Weber St.	Sr.	31	103	3.3

**Record.*

Three-Point Field-Goal Percentage

Season	Player, Team	Cl.	G	3FG	3FGA	Pct.
1988	Jamie Siess, Oklahoma St.	Sr.	28	42	82	51.2
1989	Alicia Burke, Oklahoma St.	Sr.	32	57	111	51.4
1990	Heather Donlon, Fordham	Fr.	29	50	87	*57.5
1991	Krista Treide, Wyoming	Sr.	28	57	112	50.9
1992	Kathy Halligan, Creighton	Sr.	32	72	130	55.4
1993	Cara Frey, Harvard	Jr.	25	50	97	51.5
1994	Julie Powell, Vanderbilt	Sr.	30	69	146	47.3
1995	Heather Prather, Middle Tenn.	Jr.	28	69	135	51.1
1996	Kelly DeLong, Western Mich.	Fr.	27	68	137	49.6
1997	Chrissy Roberts, Eastern Ky.	Jr.	30	84	172	48.8
1998	Sarah Lenschow, Valparaiso	So.	28	56	106	52.8
1999	Heather Mayes, Jacksonville St.	Jr.	28	69	145	47.6
2000	Jill Morton, Louisville	Sr.	27	69	129	53.5
2001	Alicia Ratay, Notre Dame	So.	36	81	148	54.7
2002	Lindsay Herbert, Utah	Sr.	27	70	145	48.3
2003	Sinnamonn Garrett, New Mexico St.	Jr.	28	68	137	49.6
2004	Marion Crandall, Eastern Mich.	Sr.	30	77	152	50.7
2005	K.C. Cowgill, Missouri St.	Sr.	33	74	139	53.2
2006	Julie Larsen, Utah	Sr.	34	69	137	50.4
2007	Brittney Carfora, Columbia	Jr.	27	55	106	51.9

**Record.*

Free-Throw Percentage

Season	Player, Team	Cl.	G	FT	FTA	Pct.
1982	Val DePaola, Boston U.	Jr.	27	75	86	87.2
1983	Lisa Goodin, Eastern Ky.	Jr.	27	147	161	91.3
1984	Shelly Brand, Evansville	Jr.	25	92	106	86.8
1985	Linda Page, North Carolina St.	Sr.	30	139	158	88.0
1986	Keely Feeman, Cincinnati	Sr.	30	76	82	92.7
1987	DeAnn Craft, UCF	Sr.	24	94	102	92.2
1988	Tracey Sneed, La Salle	Jr.	30	151	165	91.5
1989	Amy Slowikowski, Kent St.	Jr.	27	112	121	92.6
1990	Lea Ann Parsley, Marshall	Sr.	28	96	104	92.3
1991	Linda Cyborski, Delaware	Jr.	29	74	79	93.7
1992	Ginny Doyle, Richmond	Sr.	29	96	101	95.0
1993	Jennifer Cole, La Salle	Sr.	27	150	165	90.9
1994	Jennifer Howard, North Carolina St.	Fr.	27	118	127	92.9
1995	Christy Smith, Arkansas	Fr.	30	134	149	89.9
1996	Kristin Mattox, Louisville	Sr.	27	116	126	92.1
1997	Sara Puthoff, Bowling Green	Jr.	28	130	145	89.7
1998	Kristi Green, Indiana	Jr.	33	99	109	90.8
1999	Paula Corder-King, Southeast Mo. St.	Jr.	28	111	118	94.1
2000	Paula Corder-King, Southeast Mo. St.	Sr.	27	69	74	93.2
2001	Brooke Lassiter, Louisiana Tech	Jr.	36	111	122	91.0
2002	Sue Bird, Connecticut	Sr.	39	98	104	94.2
2003	Jill Marano, La Salle	So.	29	88	93	94.6
2004	Shanna Zolman, Tennessee	So.	35	88	92	95.7
2005	Kristin Iwanaga, California	Sr.	29	85	91	93.5
2006	Adrienne Squire, Penn St.	So.	29	80	83	*96.4
2007	Bracey Barker, Maine	Sr.	24	92	100	92.0

**Record.*

Rebound Average

Season	Player, Team	Ht.	Cl.	G	Reb.	Avg.
1982	Anne Donovan, Old Dominion	6-8	Jr.	28	412	14.7
1983	Deborah Mitchell, Mississippi Col.	6-2	Jr.	28	447	16.0
1984	Joy Kellogg, Oklahoma City	6-1	Jr.	23	373	16.2
1985	Rosina Pearson, Bethune-Cookman	6-0	Jr.	26	480	*18.5
1986	Wanda Ford, Drake	6-0	Sr.	30	506	16.9
1987	Patricia Hoskins, Mississippi Val.	6-3	So.	28	476	17.0
1988	Katie Beck, East Tenn. St.	6-0	Sr.	25	441	17.6
1989	Patricia Hoskins, Mississippi Val.	6-3	Sr.	27	440	16.3
1990	Pam Hudson, Northwestern St.	5-11	Sr.	29	438	15.1
1991	Tarcha Hollis, Grambling	6-4	Sr.	29	443	15.3
1992	Christy Greis, Evansville	6-4	Jr.	28	383	13.7
1993	Ann Barry, Nevada	6-0	Sr.	25	355	14.2
1994	DeShawne Blocker, East Tenn. St.	6-0	Jr.	26	450	17.3
1995	Tera Sheriff, Jackson St.	6-1	Sr.	29	401	13.8
1996	Dana Wynne, Seton Hall	6-2	Jr.	29	372	12.8
1997	Etolia Mitchell, Georgia St.	6-2	Sr.	25	330	13.2
1998	Alisha Hill, Howard	6-0	Sr.	30	397	13.2
1999	Monica Logan, UMBC	6-0	Sr.	27	364	13.5
2000	Malveata Johnson, N.C. A&T	6-3	Jr.	27	363	13.4
2001	Andrea Gardner, Howard	6-3	Jr.	31	439	14.2
2002	Mandi Carver, Idaho St.	6-2	Sr.	27	336	12.4
2003	Jennifer Butler, Massachusetts	6-3	Sr.	28	412	14.7
2004	Ashlee Kelly, Quinnipiac	6-0	Sr.	29	392	13.5
2005	Sancho Lyttle, Houston	6-4	Sr.	30	362	12.1
2006	Courtney Paris, Oklahoma	6-4	Fr.	36	*539	15.0
2007	Lachelle Lyles, Southeast Mo. St.	6-5	Sr.	31	527	17.0

**Record.*

Assist Average

Season	Player, Team	Cl.	G	Ast.	Avg.
1985	Faith Mimnaugh, Loyola (Ill.)	Sr.	27	316	11.7
1986	Suzie McConnell, Penn St.	So.	32	338	10.6
1987	Suzie McConnell, Penn St.	Jr.	30	*355	*11.8
1988	Neacole Hall, Alabama St.	Jr.	28	318	11.4
1989	Neacole Hall, Alabama St.	Sr.	29	319	11.0
1990	Tine Freil, Pacific	Fr.	29	321	11.1
1991	Michelle Burden, Kent St.	Fr.	29	294	10.1
1992	Mimi Harris, La Salle	Sr.	33	320	9.7
1993	Gaynor O'Donnell, East Caro.	Sr.	28	300	10.7
1994	Andrea Nagy, Florida Int'l	Jr.	29	298	10.3
1995	Andrea Nagy, Florida Int'l	Sr.	32	315	9.8
1996	Brenda Pantoja, Arizona	Sr.	30	278	9.3
1997	Tamika Matlock, Michigan St.	Sr.	30	229	7.6
1998	Dalma Ivanyi, Florida Int'l	Jr.	31	294	9.5
1999	Dalma Ivanyi, Florida Int'l	Sr.	30	265	8.8
2000	Helen Darling, Penn St.	Sr.	35	274	7.8
2001	Tasha Pointer, Rutgers	Sr.	31	257	8.3
2002	La'Terrica Dobin, Northwestern St.	So.	29	250	8.6
2003	La'Terrica Dobin, Northwestern St.	Jr.	28	298	10.6
2004	La'Terrica Dobin, Northwestern St.	Sr.	26	249	9.6
2005	Yolanda Paige, West Virginia	Sr.	34	297	8.7
2006	Lyndsey Medders, Iowa St.	Jr.	28	215	7.7
2007	Amanda Rego, San Diego	Jr.	30	230	7.7

**Record.*

Blocked-Shot Average

Season	Player, Team	Cl.	G	Blk.	Avg.
1988	Stefanie Kasperski, Oregon	So.	28	119	4.3
1989	Michelle Wilson, Texas Southern	Sr.	27	151	*5.6
1990	Simone Srubek, Fresno St.	Sr.	31	138	4.5
1991	Suzanne Johnson, Monmouth	Jr.	23	117	5.1
1992	Denise Hogue, Col. of Charleston	Jr.	28	147	5.3
1993	Chris Enger, San Diego	Sr.	28	137	4.9
1994	Rebecca Lobo, Connecticut	Jr.	33	131	4.0
1995	Liesl Schultz, Butler	Sr.	27	103	3.8
1996	Kisa Bradley, Oral Roberts	Jr.	27	119	4.4
1997	Amy Dorsett, Richmond	Sr.	27	110	4.1
1998	Samantha Tomlinson, Troy	Sr.	26	107	4.1
1999	Teresa Jenkins, Florida A&M	Sr.	29	127	4.4
2000	Rhonda Smith, Long Beach St.	Sr.	32	111	3.5
2001	Malveata Johnson, N.C. A&T	Sr.	29	95	3.3
2002	Vanessa Hayden, Florida	So.	29	126	4.3
2003	Amie Williams, Jackson St.	Jr.	29	*152	5.2
2004	Brooke McAfee, IUPUI	So.	27	130	4.8
2005	Marita Payne, Auburn	Jr.	28	141	5.0
2006	Brooke McAfee, IUPUI	Sr.	28	137	4.9
2007	Alison Bales, Duke	Sr.	34	151	4.4

**Record.*

Steal Average

Season	Player, Team	Cl.	G	Stl.	Avg.
1988	Neacole Hall, Alabama St.	Jr.	28	133	4.8
1989	Donna McGary, Mississippi Val.	So.	29	158	5.4
1990	Shelly Boston, Florida A&M	So.	29	160	5.5
1991	Shelly Boston, Florida A&M	Jr.	28	142	5.1
1992	Natalie White, Florida A&M	Fr.	28	143	5.1
1993	Heidi Caruso, Lafayette	Jr.	28	168	6.0
1994	Natalie White, Florida A&M	Jr.	28	172	6.1
1995	Natalie White, Florida A&M	Sr.	30	*191	*6.4
1996	LeKeysha Johnson, Southern U.	So.	22	118	5.4
1997	Kasia McClendon, Southern Ill.	Sr.	28	131	4.7
1998	Ticha Penicheiro, Old Dominion	Sr.	32	161	5.0
1999	Denee Rivera, Hofstra	Jr.	27	119	4.4
2000	Shakira Smith, Morgan St.	Jr.	29	126	4.3
2001	Rochelle Luckett, VCU	Jr.	28	119	4.3
2002	Shrieka Evans, Grambling	Jr.	28	137	4.9
2003	Teresa McNair, Eastern Ky.	Sr.	29	131	4.5
2004	Toccara Williams, Texas A&M	Sr.	27	111	4.1
2005	Kristen Boone, UNC Greensboro	Fr.	28	121	4.3
2006	Sherill Baker, Georgia	Sr.	32	149	4.7
2007	Armintie Price, Mississippi	Sr.	35	131	3.7

**Record.*

Team Records

SINGLE-GAME RECORDS

Scoring

POINTS
149—Long Beach St. vs. San Jose St. (69), Feb. 16, 1987

POINTS BY LOSING TEAM (Regulation)
114—Georgetown vs. Providence (128), Feb. 4, 1991

POINTS BY LOSING TEAM (Including Overtimes)
125—TCU vs. SMU (127), Jan. 25, 1997 (4 ot)

POINTS, BOTH TEAMS
252—SMU (127) vs. TCU (125), Jan. 25, 1997 (4 ot)

POINTS IN A HALF
80—Long Beach St. (149) vs. San Jose St. (69), Feb. 16, 1987

FEWEST POINTS IN A HALF, DIVISION I TEAM
3—Savannah St. vs. Florida St. (54), Nov. 23, 2003 (1st Half)

FEWEST POINTS ALLOWED, TWO DIVISION I TEAMS
16—TCU (76) vs. Texas Southern, Dec. 30, 2002

FEWEST POINTS, BOTH TEAMS
66—Northern Ariz. (36) vs. Weber St. (30), Feb. 2, 2001

FEWEST POINTS, BOTH TEAMS, IN A HALF
22—Radford (14) vs. Liberty (8), Jan. 27, 2001

WINNING MARGIN
102—Grambling (139) vs. Jarvis Christian (37), Feb. 12, 1986

WINNING MARGIN, TWO DIVISION I TEAMS
101—Louisiana Tech (126) vs. Tex.-Pan American (25), Feb. 18, 1989

MOST GAMES SCORING 100 POINTS IN SINGLE SEASON
15—Long Beach St., 1987

Field Goals

FIELD GOALS
60—Northwestern St. vs. Hawaii Pacific, March 1, 1986 (105 attempts, 57.1%)

FIELD-GOAL ATTEMPTS
118—UNC Wilmington vs. Davidson, Dec. 6, 1983 (59 made)

FIELD-GOAL PERCENTAGE
(Min. 24 made) 76.2%—Vanderbilt vs. Alabama, Feb. 4, 2007 (32 of 42)

FIELD-GOAL PERCENTAGE, ONE HALF
(Min. 15 made) 100.0%—Portland vs. Pepperdine, Jan. 8, 1999 (15 of 15)

Three-Point Field Goals

THREE-POINT FIELD GOALS
21—New Mexico St. vs. La.-Lafayette, Feb. 23, 2002 (41 attempts)

THREE-POINT FIELD GOALS, BOTH TEAMS
31—Mississippi (17) vs. Bowling Green (14), Nov. 26, 1999 (75 attempts)

CONSECUTIVE THREE-POINT FIELD GOALS
11—TCU vs. Lamar, March 3, 1996

THREE-POINT FIELD-GOAL ATTEMPTS
52—Alabama vs. Duke, March 18, 1995 (10 made); Cal Poly vs. Mississippi, Dec. 4, 1999 (19 made)

THREE-POINT FIELD-GOAL ATTEMPTS, BOTH TEAMS
75—Mississippi (41, made 17) vs. Bowling Green (34, made 14), Nov. 26, 1999

THREE-POINT FIELD-GOAL PERCENTAGE
(Min. 8 made) 100.0%—Idaho St. vs. Southern Utah, Dec. 4, 1990 (9 of 9); Colgate vs. Lehigh, Jan. 14, 1995 (8 of 8)
(Min. 12 made) 81.3%—Creighton vs. Wyoming, Dec. 7, 1992 (13 of 16); Ga. Southern vs. Appalachian St., Feb. 8, 2000 (13 of 16)

THREE-POINT FIELD-GOAL PERCENTAGE, BOTH TEAMS
(Min. 15 made) 85.2%—Eastern Ill. (16 of 20) vs. Indiana St. (7 of 7), Jan. 21, 1988 (23 of 27)

Free Throws

FREE THROWS (Regulation)
48—East Caro. vs. American, Feb. 15, 1992 (58 attempts, 82.8%); Robert Morris vs. Long Island, Feb. 19, 1994 (62 attempts, 77.4%)

FREE THROWS (Including Overtimes)
51—Washington vs. Northern Ill., Nov. 30, 1991 (2 ot) (69 attempts, 73.9%)

FREE THROWS, BOTH TEAMS
75—Texas St. (36, attempted 45) vs. Nicholls St. (39, attempted 52), March 1, 2004 (Texas St. won, 86-82)

FREE-THROW ATTEMPTS (Regulation)
68—Eastern Ky. vs. Pittsburgh, Dec. 30, 1986 (39 made)

FREE-THROW ATTEMPTS (Including Overtimes)
69—Washington vs. Northern Ill., Nov. 30, 1991 (2 ot) (51 made)

FREE-THROW ATTEMPTS, BOTH TEAMS
108—Washington (69, made 51) vs. Northern Ill. (39, made 23), Nov. 30, 1991 (2 ot)

FEWEST FREE THROWS
0—Many teams

FEWEST FREE-THROW ATTEMPTS
0—Many teams

FREE-THROW PERCENTAGE
(Min. 26 made) 100.0%—3 tied. Best perfect game: Kansas vs. Nebraska, Feb. 11, 1996 (31 of 31)

FREE-THROW PERCENTAGE, BOTH TEAMS
(Min. 30 made) 94.6%—North Carolina St. (19 of 19) vs. Georgia Tech (16 of 18), Jan. 3, 1985 (35 of 37)
(Min. 40 made) 93.8%—Southern California (19 of 21) vs. Arizona St. (26 of 27), Feb. 19, 2000 (45 of 48)

Rebounds

REBOUNDS
92—Pittsburgh vs. George Washington, Jan. 6, 1982

Assists

ASSISTS
43—Northwestern St. vs. Arkansas Baptist, Jan. 10, 1987; Nebraska vs. Howard, Dec. 11, 1992

PERCENTAGE OF ASSISTS TO FIELD GOALS
(Min. 30) 100.0%—St. Louis vs. Loyola (Ill.), Jan. 6, 1986 (32 assists of 32 field goals by team)

Blocked Shots

BLOCKED SHOTS
19—New Orleans vs. Western Ky., Feb. 13, 1999; TCU vs. UAB, Jan. 16, 2005

Steals

STEALS
38—Grambling vs. Texas Col., Dec. 10, 1987

Personal Fouls

PERSONAL FOULS
56—Eastern Mich. vs. Kent St., Feb. 26, 1986

Overtimes

OVERTIME PERIODS
5—Drexel (98) vs. Northeastern (90), Feb. 22, 2007

POINTS IN ONE OVERTIME PERIOD
22—Long Beach St. (91) vs. San Diego St. (73), March 22, 1984; Oklahoma City (104) vs. New Orleans (91), Feb. 16, 1985; Maine (86) vs. Stetson (78), Dec. 30, 1989

POINTS IN ONE OVERTIME PERIOD, BOTH TEAMS
36—Maine (22) vs. Stetson (14), Dec. 30, 1989

POINTS IN OVERTIME PERIODS
43—Northern Ill. (102) vs. Bowling Green (97), Feb. 18, 2004 (4 ot)

POINTS IN OVERTIME PERIODS, BOTH TEAMS
81—Northern Ill. (43) [102] vs. Bowling Green (38) [97], Feb. 18, 2004 (4 ot)

POINTS IN AN OVERTIME GAME
127—SMU vs. TCU (125), Jan. 25, 1997 (4 ot)

POINTS BY A LOSING TEAM IN AN OVERTIME GAME
125—TCU vs. SMU (127), Jan. 25, 1997 (4 ot)

POINTS IN AN OVERTIME GAME, BOTH TEAMS
252—SMU (127) vs. TCU (125), Jan. 25, 1997 (4 ot)

SEASON RECORDS

Scoring

POINTS
3,464—Tennessee, 1998 (39 games)

HIGHEST AVERAGE PER GAME
96.7—Providence, 1991 (3,095 in 32 games)

HIGHEST AVERAGE SCORING MARGIN
35.4—Connecticut, 2002 (87.0 own, 51.6 opponent)

MOST GAMES WITH AT LEAST 100 POINTS
15—Long Beach St., 1987

CONSECUTIVE GAMES WITH AT LEAST 100 POINTS
6—Louisiana Tech, 1982

LOWEST AVERAGE PER GAME ALLOWED
49.6—Delaware St., 2005 (1,389 points in 28 games)

Field Goals

FIELD GOALS
1,412—Long Beach St., 1987 (2,714 attempted, 52.0%)

FIELD GOALS PER GAME
39.2—Long Beach St., 1987 (1,412 in 36)

FIELD-GOAL ATTEMPTS
2,714—Long Beach St., 1987 (1,412 made)

FIELD-GOAL ATTEMPTS PER GAME
79.3—Cheyney, 1984 (2,380 in 30)

FIELD-GOAL PERCENTAGE
55.9%—Drake, 1984 (945 of 1,691)

Three-Point Field Goals

THREE-POINT FIELD GOALS
305—Missouri St., 2005 (685 attempts, 44.5%)

THREE-POINT FIELD GOALS PER GAME
9.3—Bowling Green, 2000 (259 in 28 games)

THREE-POINT FIELD-GOAL ATTEMPTS
825—Villanova, 2003 (304 made)

THREE-POINT FIELD-GOAL ATTEMPTS PER GAME
27.7—Cleveland St., 1996 (749 in 27 games)

THREE-POINT FIELD-GOAL PERCENTAGE
47.3%—Fordham, 1990 (61 of 129)

CONSECUTIVE GAMES SCORING A THREE-POINT FIELD GOAL (Multiple Seasons)
408—Cleveland St., 1992-2007

Free Throws

FREE THROWS
815—Western Ky., 1986 (1,108 attempts, 73.6%)

FREE THROWS PER GAME
22.6—Western Ky., 1986 (815 in 36)

CONSECUTIVE FREE THROWS
48—Kansas, 1996 (during three games, Feb. 9-16)

FREE-THROW ATTEMPTS
1,110—Tennessee, 1998 (782 made)

FREE-THROW ATTEMPTS PER GAME
32.2—Grambling, 2000 (965 in 30)

FREE-THROW PERCENTAGE
81.5%—St. Joseph's, 2001 (406 of 498)

Rebounds

REBOUNDS
1,997—Texas Southern, 1982 (38 games)

HIGHEST AVERAGE PER GAME
57.9—Texas Southern, 1984 (1,506 in 26)

HIGHEST AVERAGE REBOUND MARGIN
18.3—Louisiana Tech, 1990 (52.9 own, 34.7 opponent)

Assists

ASSISTS
846—Connecticut, 2002 (39 games)

HIGHEST AVERAGE PER GAME
24.7—Villanova, 1987 (766 in 31 games)

Blocked Shots

BLOCKED SHOTS
267—Duke, 2005 (36 games) and 2006 (35 games)

HIGHEST AVERAGE PER GAME
8.3—Jackson St., 2003 (242 in 29 games)

Steals

STEALS
580—Grambling, 1997 (30 games)

HIGHEST AVERAGE PER GAME
19.3—Grambling, 1997 (580 in 30 games)

Personal Fouls

PERSONAL FOULS
942—Loyola (Md.), 1982 (27 games)

PERSONAL FOULS PER GAME
34.9—Loyola (Md.), 1982 (942 in 27)

FEWEST PERSONAL FOULS
261—Boston U., 1987 (27 games)

FEWEST PERSONAL FOULS PER GAME
9.7—Boston U., 1987 (261 in 27)

Defense

LOWEST SCORING AVERAGE PER GAME ALLOWED
49.0—LSU, 2007 (1,863 points in 38 games)

LOWEST FIELD-GOAL PERCENTAGE ALLOWED
31.5%—Connecticut, 1995 (762 of 2,418)

Overtimes

OVERTIME GAMES
7—Wisconsin, 1999 (won 5, lost 2)

CONSECUTIVE OVERTIME GAMES
4—Wisconsin, 1999 (won 3, lost 1)

General Records

VICTORIES IN A SEASON
39—Tennessee, 1998 (39 games); Connecticut, 2002 (39 games)

CONSECUTIVE VICTORIES, ALL-TIME
70—Connecticut, from March 30, 2001 (ended March 11, 2003, at Piscataway, New Jersey, in 52-48 loss to Villanova in Big East Tournament finals)

CONSECUTIVE HOME-COURT VICTORIES
69—Tennessee, from Feb. 1, 1991, to Jan. 2, 1996; Connecticut, from Feb. 2, 2000, to Jan. 3, 2004

CONSECUTIVE REGULAR-SEASON VICTORIES (NCAA, NWIT tourneys not included)
52—Vermont (from 1991 to 1993)

DEFEATS IN A SEASON
28—Charleston So., 1991; Centenary (La.), 2000

CONSECUTIVE DEFEATS IN A SEASON
28—Charleston So., 1991; Centenary (La.), 2000

CONSECUTIVE DEFEATS (all games)
58—Long Island, from Feb. 7, 1987, to Feb. 22, 1989

IMPROVED WON-LOST RECORD
17—Valparaiso, 2002 (26-7, from 7-22 in 2001)

CONSECUTIVE GAMES IN WHICH A TEAM NEVER TRAILED AT HALFTIME
86—Connecticut, from Feb. 1, 2001 until March 30, 2003, when Villanova led 20-17 at halftime (Villanova won, 52-48, to snap Connecticut's record 70-game win streak)

30-GAME WINNERS
39—Tennessee, 1998; Connecticut, 2002
37—Connecticut, 2003
36—Connecticut, 2000
35—Louisiana Tech, 1982; Texas, 1982; Tennessee, 1989; Connecticut, 1995; Duke, 2003
34—Texas, 1986; Tennessee, 1995, 2007; Connecticut, 1996; Old Dominion, 1997; Stanford, 1997; Purdue, 1999; Notre Dame, 2001; Maryland, 2006; North Carolina, 2007
33—Long Beach St., 1987; North Carolina, 1994; Texas Tech, 1995; Connecticut, 1997; Colorado St., 1999; Tennessee, 2000, 2003; Baylor, 2005; LSU, 2005; Michigan St., 2005
32—Texas, 1984, 1988; Western Ky., 1986; Auburn, 1988, 1989; Louisiana Tech, 1988, 1989, 1990; Stanford, 1990; Tennessee, 1996; Georgia, 2000; Connecticut, 2001, 2006, 2007; Oklahoma, 2002; Stanford, 2002, 2005; Duke, 2007
31—Louisiana Tech, 1983, 1994, 1996, 1997, 1998, 2000, 2001, 2003; Southern California, 1983, 1986; Old Dominion, 1985; Auburn, 1987; Texas, 1987; Tennessee, 1988, 1994, 1999, 2001, 2004, 2006; Virginia, 1991; Missouri St., 1992; Texas Tech, 1993; Notre Dame, 1997; Purdue, 2001; Xavier, 2001; Duke, 2002, 2005, 2006; Connecticut, 2004; LSU, 2006; Oklahoma, 2006; Bowling Green, 2007
30—Texas, 1983, 2004; Georgia, 1984, 1986; Louisiana Tech, 1984, 1987, 1999; La.-Monroe, 1985; Rutgers, 1987; Long Beach St., 1989; Stephen F. Austin, 1989; Tennessee, 1991, 2005; Miami (Fla.), 1992; Stanford, 1992, 1995; Vanderbilt, 1993; Connecticut, 1994; Colorado, 1995; North Carolina, 1995, 2005; UC Santa Barb., 2000; Penn St., 2000; Duke, 2001, 2004; Vanderbilt, 2002; LSU, 2003; Ohio St., 2005; Middle Tenn., 2007

UNBEATEN TEAMS (since 1982; number of victories in parentheses)
1986 Texas (34)†
1995 Connecticut (35)†
1998 Tennessee (39)†
2002 Connecticut (39)†

†NCAA champion.

LARGEST DEFICIT OVERCOME TO WIN A GAME
32—Texas St. trailed UTSA, 40-8, with 2:18 remaining in first half (won 73-71 in overtime), Feb. 18, 2006
22—Oregon trailed Arizona, 55-33, with 16:20 remaining in second half (won 75-71), March 4, 2000
21—Louisiana Tech trailed Old Dominion with 14:03 remaining in second half (won 72-71), Feb. 9, 1989
20—Florida trailed Alabama with 11:52 remaining in second half (won, 103-101, in overtime), Jan. 4, 1992; Southern Miss. trailed Mississippi Col., 36-16, in first half (won 71-70), Feb. 6, 1999
19—Iowa trailed Indiana with 19:35 remaining in second half (won 81-76), March 2, 2001; Fla. Atlantic trailed Stetson with 6:03 remaining in first half (won 77-64), Feb. 7, 2005
18—Santa Clara trailed St. Mary's (Cal.) with 5:24 remaining in first half (won 87-84), March 1, 2002
17—UCLA trailed Arizona with 4:14 remaining in second half (won 89-85), Jan. 20, 1996; Robert Morris trailed Mt. St. Mary's with 7:23 remaining in first half (won 92-71), Jan. 27, 1997; Xavier trailed Fordham with 1:58 remaining in first half (won 59-57), Feb. 18, 2005

Team Leaders

Single-Game Records

SCORING

Pts.	Team vs. Opponent	Date
149	Long Beach St. vs. San Jose St.	Feb. 16, 1987
139	Grambling vs. Jarvis Christian	Feb. 12, 1986
138	UNC Wilmington vs. Davidson	Dec. 6, 1983
137	North Carolina St. vs. Western Caro.	Dec. 8, 1990
136	Grambling vs. Texas Southern	Feb. 10, 1997
136	Tennessee vs. P.R.-Mayaguez	Nov. 29, 2002
135	Grambling vs. Texas Col.	Dec. 11, 1993
135	Texas vs. Centenary (La.)	Dec. 16, 2000
133	Tennessee vs. Tenn.-Martin	Nov. 19, 1999
132	Kent St. vs. Stetson	Nov. 30, 1990
132	Western Mich. vs. Valparaiso	Dec. 6, 1993
131	West Virginia vs. Indiana (Pa.)	Dec. 7, 1983
130	Loyola Marymount vs. Master's	Nov. 23, 1990
130	Louisiana Tech vs. Cleveland St.	Dec. 28, 1998
129	Purdue vs. Kent St.	Dec. 8, 1990
129	Grambling vs. LeMoyne-Owen	Dec. 6, 1994

SCORING IN A HALF

Pts.	Team vs. Opponent	Date
80	Long Beach St. vs. San Jose St.	Feb. 16, 1987
76	Northern Ill. vs. Valparaiso	Feb. 20, 1990
75	Memphis vs. South Fla.	Jan. 7, 1996
74	La.-Lafayette vs. Southern-N.O.	Dec. 7, 1982
74	Northwestern St. vs. Hawaii Pacific	March 1, 1986
73	North Carolina St. vs. Western Caro.	Dec. 8, 1990
73	Richmond vs. Delaware St.	Nov. 30, 1996
72	Maryland vs. Drexel	Dec. 1, 1992
72	Kent St. vs. UNC Greensboro	Dec. 29, 1993
71	Kent St. vs. Stetson	Nov. 30, 1990
71	Kansas vs. Morgan St.	Dec. 8, 1993
71	Kansas vs. UNI	Dec. 6, 1994
71	Western Ky. vs. Lamar	Jan. 11, 1997
71	Eastern Ill. vs. Indiana-Northwest	Nov. 21, 2003
70	Georgia Tech vs. Presbyterian	Dec. 2, 1985
70	Georgetown vs. Providence	Jan. 5, 1992

FIELD-GOAL PERCENTAGE (minimum 24 made)

Pct.	Team (FG-FGA) vs. Opponent	Date
76.2	Vanderbilt (32-42) vs. Alabama	Feb. 4, 2007
75.0	Ohio (33-44) vs. Tenn.-Martin	Dec. 18, 2001
74.5	Northwestern (35-47) vs. Wake Forest	Dec. 4, 1993
73.9	Maryland (34-46) vs. Florida St.	Jan. 28, 1994
73.7	Florida Int'l (42-57) vs. Canisius	Jan. 2, 1992
73.6	Missouri St. (39-53) vs. Drake	Feb. 16, 1991
72.6	Connecticut (45-62) vs. St. John's (N.Y.)	Feb. 23, 2001
72.5	Valparaiso (29-40) vs. Western Ill.	Feb. 15, 1997
72.5	Vanderbilt (29-40) vs. Arkansas	Jan. 23, 2003
72.4	Boston College (42-58) vs. Niagara	Dec. 21, 2005
72.0	Ohio St. (36-50) vs. Wright St.	Dec. 18, 2003
71.9	UNC Greensboro (41-57) vs. UNC Asheville	Feb. 11, 1994
71.7	St. Joseph's (33-46) vs. Massachusetts	Feb. 8, 1986
71.7	West Virginia (43-60) vs. Robert Morris	Dec. 7, 2002
71.6	Rhode Island (48-67) vs. St. Bonaventure	March 10, 1994

THREE-POINT FIELD GOALS (since 1988)

3FG	Team vs. Opponent	Date
21	New Mexico St. vs. La.-Lafayette	Feb. 23, 2002
20	BYU vs. Ark.-Pine Bluff	Dec. 14, 2001
19	Tennessee Tech vs. Tenn.-Martin	March 2, 2001
19	Missouri St. vs. Indiana St.	Jan. 16, 2005
18	Middle Tenn. vs. Chattanooga	Feb. 5, 1995
18	Villanova vs. Penn	Dec. 20, 1997
18	Iowa St. vs. Missouri	Feb. 19, 2000
18	Villanova vs. West Virginia	Jan. 3, 2001
18	Santa Clara vs. Portland	Jan. 8, 2006
18	Drexel vs. Northeastern	Feb. 17, 2006
17	South Carolina vs. Western Caro.	Jan. 13, 1994
17	Richmond vs. Massachusetts	Dec. 28, 1998
17	Mississippi vs. Bowling Green	Nov. 26, 1999
17	Western Mich. vs. Bowling Green	March 2, 2000
17	Richmond vs. American	Jan. 28, 2000
17	Cleveland St. vs. Loyola (Ill.)	Feb. 19, 2000
17	Iowa St. vs. Liberty	Dec. 9, 2000
17	Iowa St. vs. UNI	Dec. 20, 2000
17	Villanova vs. West Virginia	Jan. 26, 2002
17	Iowa St. vs. High Point	Dec. 13, 2002
17	Albany (N.Y.) vs. Lafayette	Jan. 2, 2003
17	Idaho St. vs. Lewis & Clark	Nov. 22, 2003
17	TCU vs. East Caro.	Feb. 13, 2004
17	Murray St. vs. Eastern Ill.	Feb. 28, 2004
17	Valparaiso vs. Central Mich.	Dec. 8, 2004
17	Tennessee Tech vs. Eastern Ill.	Jan. 6, 2005
17	San Diego St. vs. Utah Valley St.	Feb. 10, 2005
17	Missouri St. vs. Iowa	March 28, 2005

FREE-THROW PERCENTAGE (minimum 26 made)

Pct.	Team (FT-FTA) vs. Opponent	Date
100.0	Kansas (31-31) vs. Nebraska	Feb. 11, 1996
100.0	IUPUI (29-29) vs. Southern Utah	Jan. 20, 2001
100.0	Chattanooga (26-26) vs. UAB	Nov. 24, 1990
97.0	Wisconsin (32-33) vs. Michigan	Feb. 8, 1991
96.8	Northwestern St. (30-31) vs. Prairie View	Jan. 28, 1991
96.8	Gonzaga (30-31) vs. Idaho	Nov. 28, 1993
96.7	Tennessee St. (29-30) vs. Austin Peay	Feb. 27, 1993
96.7	Fairleigh Dickinson (29-30) vs. Monmouth	Jan. 25, 1997
96.6	Niagara (28-29) vs. Princeton	Dec. 4, 1992
96.6	Radford (28-29) vs. Mississippi Val.	Dec. 6, 2003
96.6	Dartmouth (28-29) vs. Princeton	Feb. 4, 2005
96.4	Wofford (27-28) vs. Colgate	Dec. 19, 1995
96.4	UAB (27-28) vs. Houston	Jan. 18, 1998
96.4	Southeastern La. (27-28) vs. Northwestern St.	Jan. 29, 1998
96.4	Delaware (27-28) vs. Hofstra	Jan. 23, 2005

REBOUNDS

Reb.	Team vs. Opponent	Date
92	Pittsburgh vs. George Washington	Jan. 6, 1982
86	Grambling vs. Texas Col.	Nov. 14, 1998
85	Loyola Marymount vs. Master's	Nov. 23, 1990
84	Creighton vs. Oral Roberts	Dec. 6, 1989
84	Tennessee St. vs. Knoxville	Jan. 26, 1990
83	Bethune-Cookman vs. Fla. Memorial	Dec. 3, 1991
80	South Carolina St. vs. Charleston So.	Dec. 4, 1989
80	St. Francis (N.Y.) vs. Long Island	Feb. 3, 1990
80	Southern Miss. vs. Mississippi Val.	Feb. 2, 1995
79	Auburn vs. Eastern Ky.	Nov. 25, 1989
79	Texas Southern vs. Texas Col.	Dec. 10, 1992
79	Loyola Marymount vs. Cal Lutheran	Nov. 30, 1995
78	Tennessee St. vs. East Tenn. St.	Dec. 18, 1989
78	Southern U. vs. Texas Col.	Dec. 5, 1992
78	Western Ky. vs. American-P.R.	Dec. 20, 1993

ASSISTS

Ast.	Team vs. Opponent	Date
43	Northwestern St. vs. Arkansas Baptist	Jan. 10, 1987
43	Nebraska vs. Howard	Dec. 11, 1992
42	Eastern Ill. vs. Indiana-Northwest	Nov. 21, 2003
40	Texas Tech vs. Rice	Feb. 18, 1984
40	Tennessee Tech vs. Furman	Dec. 3, 1990
39	DePaul vs. Cleveland St.	Feb. 17, 1992
38	Portland vs. Warner Pacific	Nov. 30, 1990
38	Notre Dame vs. Marquette	Dec. 21, 1990
38	Portland St. vs. Southern Utah	Feb. 8, 1991
38	LSU vs. UNC Asheville	Nov. 23, 1999
37	Marquette vs. Detroit	March 1, 1990
37	Louisiana Tech vs. La.-Lafayette	March 9, 1990
37	Stanford vs. Arkansas	March 24, 1990
37	Arizona St. vs. Marquette	Dec. 5, 1992
37	Vanderbilt vs. Oral Roberts	Jan. 14, 1993
37	Florida Int'l vs. Lynn	Dec. 11, 1993
37	Creighton vs. Wichita St.	Jan. 21, 1994
37	Vanderbilt vs. Mississippi St.	Jan. 29, 1995
37	Virginia vs. Cleveland St.	Nov. 29, 1995
37	Western Ky. vs. Lamar	Jan. 11, 1997

BLOCKED SHOTS

Blk.	Team vs. Opponent	Date
19	New Orleans vs. Western Ky.	Feb. 13, 1999
19	TCU vs. UAB	Jan. 16, 2005
18	Alabama vs. LSU	Jan. 22, 1983
18	Vanderbilt vs. Tennessee St.	Dec. 10, 1991
18	Rutgers vs. Oklahoma St.	Dec. 28, 1991
18	Loyola Marymount vs. Western Ill.	Dec. 20, 1992
17	Connecticut vs. Seton Hall	Jan. 13, 1995

Blk.	Team vs. Opponent	Date
16	Mt. St. Mary's vs. Niagara	Nov. 25, 1989
16	UNC Wilmington vs. Coastal Caro.	Jan. 29, 1990
16	Monmouth vs. Delaware	Dec. 13, 1990
16	Old Dominion vs. Hampton	Nov. 19, 1999
16	Michigan vs. New Mexico St.	Dec. 3, 1999
16	IUPUI vs. Oral Roberts	Jan. 24, 2004
15	Monmouth vs. Rider	Nov. 28, 1989
15	San Diego vs. San Diego St.	Dec. 6, 1989
15	Fresno St. vs. UNLV	Feb. 24, 1990
15	Vanderbilt vs. Middle Tenn.	Feb. 6, 1991
15	Virginia vs. Georgia Tech	Jan. 20, 1996
15	Weber St. vs. BYU	Dec. 16, 1997
15	Florida A&M vs. Coppin St.	Jan. 11, 1999

STEALS

Stl.	Team vs. Opponent	Date
38	Grambling vs. Texas Col.	Dec. 10, 1987
37	Stephen F. Austin vs. Tex.-Pan American	Dec. 17, 1990
37	Northern Ill. vs. Wright St.	Feb. 15, 1992
36	Grambling vs. Texas Col.	Dec. 1, 1997
35	Sam Houston St. vs. Prairie View	Nov. 29, 1993
34	Southeastern La. vs. Southern U.	Dec. 17, 1989
34	Florida A&M vs. Stetson	Jan. 24, 1991
34	Delaware St. vs. Lincoln (Pa.)	Jan. 23, 1992
34	Tennessee St. vs. Jacksonville St.	Feb. 15, 1995
34	Georgia vs. Ga. Southern	Nov. 28, 1995
33	Delaware St. vs. Lincoln (Pa.)	Nov. 29, 1989
33	Long Beach St. vs. UC Santa Barb.	Jan. 20, 1990
33	Valparaiso vs. St. Louis	Jan. 3, 1991
33	Missouri St. vs. Idaho	Dec. 13, 1991
32	Creighton vs. Oral Roberts	Dec. 6, 1989
32	Buffalo vs. Delaware St.	Jan. 25, 1992
32	Southern U. vs. Mississippi	Feb. 10, 1993

Season Records

WON-LOST PERCENTAGE

Team	Season	Won	Lost	Pct.
Connecticut	2002	39	0	1.000
Tennessee	1998	39	0	1.000
Connecticut	1995	35	0	1.000
Texas	1986	34	0	1.000
Connecticut	2003	37	1	.974
Connecticut	2000	36	1	.973
Louisiana Tech	1982	35	1	.972
Purdue	1999	34	1	.971
Connecticut	1997	33	1	.970
Louisiana Tech	1990	32	1	.970
Stanford	1990	32	1	.970
Vermont	1992	29	1	.967
Liberty	1998	28	1	.966
Vermont	1993	28	1	.966
Oral Roberts	1983	26	1	.963
Duke	2003	35	2	.946
Tennessee	1989	35	2	.946
Notre Dame	2001	34	2	.944
Old Dominion	1997	34	2	.944
Stanford	1997	34	2	.944

SCORING OFFENSE

Team	Season	G	Pts.	Avg.
Providence	†1991	32	3,095	96.7
Long Beach St.	†1987	36	3,448	95.8
Grambling	†1994	30	2,842	94.7
Northern Ill.	†1990	31	2,930	94.5
Kent St.	1991	29	2,715	93.6
Stanford	1990	33	3,063	92.8
Grambling	†1995	28	2,582	92.2
Valparaiso	1991	30	2,743	91.4
Valparaiso	†1993	27	2,467	91.4
Connecticut	†1999	34	3,100	91.2
North Carolina St.	1991	33	3,001	90.9
Long Beach St.	†1986	34	3,086	90.8
Southern Miss.	†1984	28	2,527	90.3
BYU	†1985	28	2,516	89.9
Connecticut	1995	35	3,132	89.5
Texas	1984	35	3,128	89.4
Long Beach St.	†1989	35	3,127	89.3
Penn St.	1985	33	2,946	89.3
Georgia	1986	32	2,855	89.2
Gonzaga	1985	32	2,854	89.2

†National leader.

SCORING DEFENSE

Team	Season	G	Pts.	Avg.
LSU	†2007	38	1,863	49.0
Delaware St.	†2005	28	1,389	49.6
Utah	†2003	31	1,582	51.0
Utah	†2001	32	1,635	51.1
New Mexico	†2004	31	1,584	51.1
Rutgers	2005	35	1,794	51.3
Connecticut	2005	33	1,696	51.4
Duke	2007	34	1,748	51.4
Marist	2005	29	1,494	51.5
Connecticut	†2002	39	2,012	51.6
Texas-Arlington	†2006	29	1,495	51.6
UMKC	†1991	28	1,450	51.8
Cheyney	†1983	30	1,558	51.9
Rutgers	2006	32	1,661	51.9
Western Ill.	2006	30	1,560	52.0
San Diego St.	†1997	30	1,559	52.0
Utah	†2000	31	1,618	52.2
Northeastern	†1985	29	1,519	52.4
Old Dominion	1997	36	1,887	52.4
LSU	2005	36	1,886	52.4

†National leader.

SCORING MARGIN

Team	Season	Own	Opp.	Mar.
Connecticut	†2002	87.0	51.6	35.4
Connecticut	†1995	89.5	56.3	33.2
Louisiana Tech	†1982	87.3	54.3	33.0
Louisiana Tech	†1996	86.4	53.5	32.9
Louisiana Tech	†1990	86.5	53.5	32.9
Old Dominion	†1997	84.4	52.4	31.9
Connecticut	†2001	86.7	54.9	31.8
Long Beach St.	†1987	95.8	64.4	31.4
Connecticut	†2000	86.1	55.5	30.6
Tennessee	†1998	88.8	58.7	30.1
Connecticut	†1999	91.2	61.5	29.7
Auburn	1987	87.1	57.9	29.6
Cheyney	†1983	81.0	51.9	29.0
North Carolina	†2007	83.7	55.0	28.7
Louisiana Tech	1999	87.5	59.2	28.4
Penn St.	†1991	87.9	59.7	28.2
Louisiana Tech	1995	82.4	54.4	28.1
Louisiana Tech	†1988	83.6	55.7	27.9
Louisiana Tech	2000	87.1	59.2	27.8
Louisiana Tech	1998	86.2	58.5	27.8

†National leader.

FIELD-GOAL PERCENTAGE

Team	Season	FG	FGA	Pct.
Drake	†1984	945	1,691	55.9
Texas	†1986	1,162	2,118	54.9
Vanderbilt	†2001	984	1,806	54.5
Georgia	1986	1,193	2,195	54.4
Florida Int'l	†1994	948	1,751	54.1
Texas	†1987	1,156	2,142	54.0
Connecticut	†2000	1,198	2,223	53.9
Idaho	1986	1,019	1,893	53.8
Idaho	†1985	1,034	1,931	53.5
Maryland	†1989	1,139	2,129	53.5
Texas	1985	1,110	2,082	53.3
Notre Dame	†1988	836	1,572	53.2
Georgia	1985	1,173	2,209	53.1
Ohio St.	1987	960	1,813	53.0

†National leader.

FIELD-GOAL PERCENTAGE DEFENSE

Team	Season	FG	FGA	Pct.
Connecticut	†1995	762	2,418	31.5
Montana	†1993	540	1,706	31.7
Connecticut	†2002	739	2,303	32.1
South Carolina St.	†1991	682	2,117	32.2
Jackson St.	†2003	552	1,716	32.2
Liberty	†2005	633	1,931	32.8
LSU	†2007	683	2,082	32.8
Connecticut	2003	722	2,191	33.0
Louisiana Tech	2002	574	1,741	33.0
South Carolina St.	†1986	602	1,822	33.0
Montana	†1996	552	1,659	33.3
New Mexico	†2004	569	1,710	33.3
South Carolina St.	†1987	681	2,043	33.3
Louisiana Tech	†1990	628	1,883	33.4
Duke	2005	721	2,156	33.4

Team	Season	FG	FGA	Pct.
South Carolina St.	†1992	669	1,997	33.5
Connecticut	2005	605	1,805	33.5
Louisiana Tech	1996	636	1,895	33.6
Duke	2007	656	1,954	33.6
Notre Dame	†2001	748	2,228	33.6
Alabama St.	2002	546	1,624	33.6

†National leader.

THREE-POINT FIELD GOALS PER GAME (since 1988)

Team	Season	G	3FG	Avg.
Bowling Green	†2000	28	259	9.3
South Carolina	†1994	27	248	9.2
Missouri St.	†2005	33	305	9.2
Iowa St.	†2001	33	300	9.1
Iowa St.	2000	33	300	9.1
Villanova	†2003	34	304	8.9
Tennessee Tech	2001	30	267	8.9
Santa Clara	2005	31	272	8.8
Missouri St.	†2004	32	277	8.7
Iowa St.	2005	30	261	8.7
New Mexico St.	2003	28	241	8.6
Wake Forest	2005	32	275	8.6
Villanova	†2002	31	263	8.5
Santa Clara	†2006	31	263	8.5
Cleveland St.	†1996	27	229	8.5
Belmont	2005	28	237	8.5
Santa Clara	†2007	30	253	8.4
New Mexico St.	2002	29	244	8.4
Butler	2007	31	260	8.4
Kent St.	1994	28	234	8.4
Idaho St.	2007	31	259	8.4

†National leader.

THREE-POINT FIELD-GOAL PERCENTAGE (since 1988)

Team	Season	G	3FG	3FGA	Pct.
Fordham	†1990	29	61	129	47.3
Loyola (Ill.)	†1988	27	96	204	47.1
Notre Dame	†2001	36	173	373	46.4
Connecticut	†1989	30	137	296	46.3
Richmond	1989	33	66	144	45.8
Texas Tech	1989	28	75	164	45.7
Princeton	1988	26	81	178	45.5
Creighton	†1992	32	169	374	45.2
Harvard	1990	26	119	265	44.9
Tennessee Tech	2001	30	267	599	44.6
Missouri St.	†2005	33	305	685	44.5
Lamar	†1991	33	128	288	44.4
Richmond	1992	29	157	355	44.2
Charleston So.	1988	27	88	199	44.2
Holy Cross	1989	31	102	231	44.2
Stanford	1989	31	135	306	44.1
South Carolina	1990	33	86	195	44.1
New Hampshire	1988	27	67	152	44.1
New Mexico St.	1988	29	63	143	44.1

†National leader.

FREE-THROW PERCENTAGE

Team	Season	FT	FTA	Pct.
St. Joseph's	†2001	406	498	81.5
Stanford	†2004	476	589	80.8
Green Bay	†2007	447	558	80.1
Idaho St.	2007	526	658	79.9
La Salle	†1988	479	600	79.8
Vermont	†2003	376	471	79.8
Richmond	†1992	383	482	79.5
Missouri St.	†2006	440	555	79.3
Dartmouth	2004	424	536	79.1
Toledo	†1997	659	834	79.0
Western Mich.	2003	560	709	79.0
Missouri St.	†2005	430	544	79.0
Missouri	2007	413	523	79.0
Northern Ill.	2007	475	602	78.9
Kentucky	†1984	328	416	78.8
George Washington	1988	443	562	78.8
Iowa	2007	461	585	78.8
Drake	2001	463	588	78.7
Drake	1984	443	563	78.7
Dartmouth	2003	383	487	78.6
UNI	2006	394	501	78.6

†National leader.

REBOUND MARGIN

Team	Season	Own	Opp.	Mar.
Louisiana Tech	†1990	52.9	34.7	18.3
Louisiana Tech	†1996	51.8	33.5	18.2
Stephen F. Austin	1996	50.5	33.0	17.5
Old Dominion	†1983	49.1	31.9	17.3
Bethune-Cookman	†1985	55.3	39.1	16.2
Louisiana Tech	†1989	47.8	31.6	16.2
Louisiana Tech	†1988	48.1	32.5	15.6
Connecticut	†2002	45.5	30.0	15.5
Auburn	1988	47.2	31.7	15.5
Louisiana Tech	†1982	46.3	30.8	15.4
Maryland	†2007	44.9	30.6	14.3
Louisiana Tech	†1995	46.5	32.5	14.0
UNLV	1989	47.9	34.0	13.9
Connecticut	1995	50.7	36.9	13.9
Liberty	2005	44.6	30.8	13.8
Old Dominion	1985	46.4	32.7	13.7
South Carolina St.	†1991	55.1	41.4	13.7
South Carolina St.	†1986	54.1	40.5	13.7
Western Ky.	1995	48.5	34.9	13.6
Western Ky.	†1994	48.2	34.6	13.6
Louisiana Tech	†1987	48.0	34.4	13.6

†National leader.

ASSISTS PER GAME (since 1986)

Team	Season	G	Ast.	Avg.
Villanova	†1987	31	766	24.7
Bowling Green	†1992	29	672	23.2
Stanford	†1990	33	758	23.0
Long Beach St.	†1986	34	780	22.9
Marquette	1987	27	613	22.7
Idaho	1986	31	703	22.7
Eastern Wash.	†1991	27	611	22.6
Connecticut	†1995	35	786	22.5
Florida Int'l	†1994	29	648	22.3
Portland St.	1990	27	602	22.3
Morehead St.	†1999	26	577	22.2
BYU	1987	28	609	21.8
Connecticut	†2002	39	846	21.7
Connecticut	†2001	35	759	21.7
Arkansas	1991	32	646	21.7
Bowling Green	†1993	30	646	21.5
Troy	†1997	30	640	21.3
Xavier	2001	34	722	21.2
Maryland	†1989	32	679	21.2
Georgia	1986	32	678	21.2
Stanford	1989	31	656	21.2

†National leader.

BLOCKED SHOTS PER GAME (since 1988)

Team	Season	G	Blk.	Avg.
Jackson St.	†2003	29	242	8.3
Charlotte	†1996	28	219	7.8
Northern Ill.	†1989	30	231	7.7
Duke	†2006	35	267	7.6
Duke	†2005	36	267	7.4
George Washington	†1992	32	235	7.3
Baylor	†2007	34	244	7.2
Texas Tech	2005	32	232	6.3
Connecticut	†1995	35	250	7.1
Auburn	2006	29	207	7.1
Connecticut	†1994	33	232	7.0
Rice	†2004	32	224	7.0
Fresno St.	†1988	28	194	6.9
Northwestern St.	2005	29	200	6.9
Duke	2004	34	231	6.8
Northwestern St.	2004	31	207	6.7
North Carolina	2007	38	253	6.7
South Carolina	2006	29	193	6.7
TCU	2003	34	224	6.6
Duke	2007	34	224	6.6
Tulane	†1999	30	197	6.6
UNLV	1989	34	223	6.6

†National leader.

STEALS PER GAME (since 1988)

Team	Season	G	Stl.	Avg.
Grambling	†1997	30	580	19.3
Grambling	†1995	28	533	19.0
Kent St.	†1993	29	536	18.5
St. Peter's	†2001	28	513	18.3

Team	Season	G	Stl.	Avg.
Grambling	†1996	28	505	18.0
Florida A&M	†1994	28	476	17.0
Buffalo	†1992	29	490	16.9
Grambling	1994	30	506	16.9
Grambling	†1999	30	505	16.8
Florida A&M	1993	27	453	16.8
Old Dominion	1996	32	532	16.6
Kent St.	1994	28	452	16.1
Wright St.	†1988	28	450	16.1
Florida A&M	†1989	28	450	16.1
Hampton	†1998	29	460	15.9
Old Dominion	1997	36	570	15.8
Kent St.	1998	30	474	15.8
Grambling	†2000	30	473	15.8
DePaul	1988	31	487	15.7
Alcorn St.	1994	27	424	15.7
Old Dominion	1999	32	502	15.7

†National leader.

Annual Team Champions

Won-Lost Percentage

Season	Team	Won	Lost	Pct.
1982	Louisiana Tech	35	1	.972
1983	Oral Roberts	26	1	.963
1984	Texas	32	3	.914
1985	La.-Monroe	30	2	.938
1986	Texas	34	0	1.000
1987	Auburn	31	2	.939
	Texas	31	2	.939
1988	Louisiana Tech	32	2	.941
1989	Tennessee	35	2	.946
1990	Louisiana Tech	32	1	.970
	Stanford	32	1	.970
1991	Penn St.	29	2	.935
1992	Vermont	29	1	.967
1993	Vermont	28	1	.966
1994	North Carolina	33	2	.943
1995	Connecticut	35	0	1.000
1996	Louisiana Tech	31	2	.939
1997	Connecticut	33	1	.970
1998	Tennessee	39	0	1.000
1999	Purdue	34	1	.971
2000	Connecticut	36	1	.973
2001	Notre Dame	34	2	.944
2002	Connecticut	39	0	1.000
2003	Connecticut	37	1	.974
2004	Chattanooga	29	3	.906
	Louisiana Tech	29	3	.906
2005	Baylor	33	3	.917
	LSU	33	3	.917
2006	North Carolina	33	2	.943
2007	Duke	32	2	.941

Most Improved Teams

Season	Team	W-L Record	Previous Yr. W-L	$Games Imp.
1982	UMKC	19-4	5-16	13
1983	La.-Lafayette	18-10	5-23	13
1984	Austin Peay	15-11	2-24	13
	Oklahoma St.	18-11	4-23	13
	San Diego St.	24-6	10-18	13
1985	La Salle	22-8	11-18	10½
1986	Ohio	26-3	11-16	14
1987	Evansville	19-9	6-22	13
1988	Lamar	14-14	2-24	11
	Stanford	27-5	14-14	11
1989	North Carolina St.	24-7	10-17	12
1990	Lehigh	21-8	7-21	13½
1991	Santa Clara	28-3	9-17	16½
1992	BYU	21-8	8-21	13
1993	Western Mich.	14-13	2-25	12
1994	UAB	23-6	9-18	13
1995	VCU	20-10	3-24	15½
1996	Hawaii	23-6	6-20	15½
1997	Liberty	22-8	5-22	15½
1998	Central Conn. St.	17-10	2-23	14
1999	UNLV	17-11	4-23	12½
2000	Chattanooga	26-5	10-17	14
2001	Siena	24-6	10-18	13
	Washington	22-10	8-22	13
2002	Valparaiso	26-7	7-22	*17
2003	Rutgers	21-8	9-20	12
2004	UNC Asheville	19-9	3-25	16
2005	Robert Morris	20-10	3-24	15½
2006	St. Joseph's	20-11	7-23	12½
2007	Oklahoma St.	6-22	20-11	12½
	Western Caro.	9-20	24-10	12½

**Record. $To determine games improved, add the difference in victories between the two seasons to the difference in losses, then divide by two. Includes postseason.*

Scoring Offense

Season	Team	G	W-L	Pts.	Avg.
1982	Bradley	27	19-8	2,372	87.9
1983	BYU	24	16-8	2,123	88.5
1984	Southern Miss.	28	18-10	2,527	90.3
1985	BYU	28	19-9	2,516	89.9
1986	Long Beach St.	34	29-5	3,086	90.8
1987	Long Beach St.	36	33-3	3,448	95.8
1988	Tennessee	34	31-3	3,021	88.9
1989	Long Beach St.	35	30-5	3,127	89.3
1990	Northern Ill.	31	25-6	2,930	94.5
1991	Providence	32	26-6	3,095	*96.7
1992	Bowling Green	29	24-5	2,581	89.0
1993	Valparaiso	27	15-12	2,467	91.4
1994	Grambling	30	23-7	2,842	94.7
1995	Grambling	28	21-7	2,582	92.2
1996	Louisiana Tech	33	31-2	2,852	86.4
1997	Old Dominion	36	34-2	3,037	84.4
1998	Tennessee	39	39-0	3,464	88.8
1999	Connecticut	34	29-5	3,100	91.2
2000	Grambling	30	25-5	2,666	88.9
2001	Eastern Ky.	28	22-6	2,474	88.4
2002	Connecticut	39	39-0	3,394	87.0
2003	Indiana St.	31	22-9	2,480	80.0
2004	DePaul	30	23-7	2,531	84.4
2005	DePaul	31	26-5	2,563	82.7
2006	Duke	35	31-5	3,009	86.0
2007	North Carolina	38	34-4	3,179	83.7

**Record.*

Scoring Defense

Season	Team	G	W-L	Pts.	Avg.
1982	Montana	27	22-5	1,444	53.5
1983	Cheyney	30	27-3	1,558	51.9
1984	Montana	30	26-4	1,648	54.9
1985	Northeastern	29	22-7	1,519	52.4
1986	Montana	31	27-4	1,667	53.8
1987	Louisiana Tech	33	30-3	1,822	55.2
1988	Montana	30	28-2	1,610	53.7
1989	Louisiana Tech	36	32-4	1,980	55.0
1990	UMKC	28	17-11	1,471	52.5
1991	UMKC	28	18-10	1,450	51.8
1992	UMKC	31	24-7	1,688	54.5
1993	Iowa	31	27-4	1,683	54.3
1994	St. Joseph's	28	19-9	1,508	53.9
1995	Montana	33	26-7	1,787	54.2

Season	Team	G	W-L	Pts.	Avg.
1996	Louisiana Tech	33	31-2	1,766	53.5
1997	San Diego St.	30	23-7	1,559	52.0
1998	Princeton	26	16-10	1,415	54.4
1999	Utah	28	21- 7	1,543	55.1
2000	Utah	31	23-8	1,618	52.2
2001	Utah	32	28-4	1,635	51.1
2002	Connecticut	39	39-0	2,012	51.6
2003	Utah	31	24-7	1,582	51.0
2004	New Mexico	31	23-8	1,584	51.1
2005	Delaware St.	28	16- 12	1,389	49.6
2006	Texas-Arlington	29	20-9	1,495	51.6
2007	LSU	38	30-8	1,863	*49.0

**Record.*

Scoring Margin

Season	Team	Off.	Def.	Mar.
1982	Louisiana Tech	87.3	54.3	33.0
1983	Cheyney	81.0	51.9	29.0
1984	Louisiana Tech	84.8	59.2	25.6
1985	Penn St.	89.3	63.1	26.2
1986	Texas	83.9	57.2	26.6
1987	Long Beach St.	95.8	64.4	31.4
1988	Louisiana Tech	83.6	55.7	27.9
1989	Louisiana Tech	82.6	55.0	27.6
1990	Louisiana Tech	86.5	53.5	32.9
1991	Penn St.	87.9	59.7	28.2
1992	Virginia	82.0	59.4	22.6
1993	Texas Tech	86.0	63.0	23.0
1994	Florida Int'l	82.6	58.4	24.2
1995	Connecticut	89.5	56.3	33.2
1996	Louisiana Tech	86.4	53.5	32.9
1997	Old Dominion	84.4	52.4	31.9
1998	Tennessee	88.8	58.7	30.1
1999	Connecticut	91.2	61.5	29.7
2000	Connecticut	86.1	55.5	30.6
2001	Connecticut	86.7	54.9	31.8
2002	Connecticut	87.0	51.6	*35.4
2003	Duke	79.0	54.0	25.0
2004	Duke	81.9	57.4	24.5
2005	Stanford	77.8	56.0	21.9
2006	Duke	85.9	58.2	27.7
2007	North Carolina	83.7	55.0	28.7

**Record.*

Field-Goal Percentage

Season	Team	FG	FGA	Pct.
1982	New Orleans	979	1,871	52.3
1983	Maryland	1,049	1,982	52.9
1984	Drake	945	1,691	*55.9
1985	Idaho	1,034	1,931	53.5
1986	Texas	1,162	2,118	54.9
1987	Texas	1,156	2,142	54.0
1988	Notre Dame	836	1,572	53.2
1989	Maryland	1,139	2,129	53.5
1990	Stephen F. Austin	1,070	2,077	51.5
1991	Arkansas	1,061	2,028	52.3
1992	Creighton	974	1,871	52.1
1993	Texas Tech	1,093	2,120	51.6
1994	Florida Int'l	948	1,751	54.1
1995	Connecticut	1,184	2,334	50.7
1996	Connecticut	1,188	2,354	50.5
1997	Connecticut	1,086	2,133	50.9
1998	Stanford	800	1,536	52.1
1999	Connecticut	1,139	2,215	51.4
2000	Connecticut	1,198	2,223	53.9
2001	Vanderbilt	984	1,806	54.5
2002	Vanderbilt	988	1,897	52.1
2003	Vanderbilt	867	1,691	51.3
2004	Ohio St.	800	1,571	50.9
2005	Ohio St.	966	1,901	50.8
2006	Duke	1,125	2,259	49.8
2007	Ohio St.	877	1,730	50.7

**Record.*

Field-Goal Percentage Defense

Season	Team	FG	FGA	Pct.
1982	Old Dominion	648	1,864	34.8
1983	Cheyney	639	1,792	35.7
1984	Wagner	694	1,865	37.2
1985	South Carolina St.	613	1,674	36.6
1986	South Carolina St.	602	1,822	33.0
1987	South Carolina St.	681	2,043	33.3
1988	Dartmouth	500	1,480	33.8
1989	Auburn	722	2,086	34.6
1990	Louisiana Tech	628	1,883	33.4
1991	South Carolina St.	682	2,117	32.2
1992	South Carolina St.	669	1,997	33.5
1993	Montana	540	1,706	31.7
1994	Connecticut	731	2,169	33.7
1995	Connecticut	762	2,418	*31.5
1996	Montana	552	1,659	33.3
1997	Virginia	609	1,781	34.2
1998	Santa Clara	644	1,841	35.0
1999	Charleston So.	613	1,757	34.9
2000	Connecticut	738	2,176	33.9
2001	Notre Dame	748	2,228	33.6
2002	Connecticut	739	2,303	32.1
2003	Jackson St.	552	1,716	32.2
2004	New Mexico	569	1,710	33.3
2005	Liberty	633	1,931	32.8
2006	Coppin St.	571	1,659	34.4
2007	LSU	683	2,082	32.8

**Record.*

Three-Point Field Goals Per Game

Season	Team	G	3FG	Avg.
1988	La.-Lafayette	29	188	6.5
1989	Chattanooga	31	151	4.9
1990	Creighton	27	209	7.7
1991	Evansville	29	211	7.3
1992	Alabama	30	248	8.3
1993	Alabama	31	237	7.6
1994	South Carolina	27	248	9.2
1995	Middle Tenn.	28	231	8.3
1996	Cleveland St.	27	229	8.5
1997	Northwestern	28	202	7.2
1998	Iowa St.	33	266	8.1
1999	Colorado St.	36	289	8.0
2000	Bowling Green	28	259	*9.3
2001	Iowa St.	33	300	9.1
2002	Villanova	31	263	8.5
2003	Villanova	34	304	8.9
2004	Missouri St.	32	277	8.7
2005	Missouri St.	33	*305	9.2
2006	Santa Clara	31	263	8.5
2007	Santa Clara	30	253	8.4

**Record.*

Three-Point Field-Goal Percentage

Season	Team	G	3FG	3FGA	Pct.
1988	Loyola (Ill.)	27	96	204	47.1
1989	Connecticut	30	137	296	46.3
1990	Fordham	29	61	129	*47.3
1991	Lamar	33	128	288	44.4
1992	Creighton	32	169	374	45.2
1993	Harvard	25	186	430	43.3
1994	Texas Tech	33	153	369	41.5
1995	Green Bay	28	107	265	40.4
1996	Loyola (Ill.)	27	96	243	39.5
1997	Buffalo	28	200	485	41.2
1998	Boston College	28	119	290	41.0
1999	Xavier	33	181	451	40.1
2000	Connecticut	37	200	471	42.5
2001	Notre Dame	36	173	373	46.4
2002	Kansas St.	34	262	637	41.1
2003	Green Bay	32	257	596	43.1
2004	Missouri St.	32	277	669	41.4
2005	Missouri St.	33	305	685	44.5
2006	Maryland	38	216	540	40.0
2007	Vanderbilt	34	209	478	43.7

**Record.*

Free-Throw Percentage

Season	Team	FT	FTA	Pct.
1982	Illinois	471	630	74.8
1983	Stanford	612	804	76.1
1984	Kentucky	328	416	78.8
1985	Oklahoma St.	487	640	76.1
1986	Central Mich.	546	720	75.8
1987	Colorado	517	682	75.8
1988	La Salle	479	600	79.8
1989	Indiana St.	484	618	78.3
1990	Northern Ill.	595	768	77.5
1991	Penn St.	540	692	78.0
1992	Richmond	383	482	79.5
1993	James Madison	421	550	76.5
1994	Fordham	383	498	76.9
1995	St. Bonaventure	421	540	78.0
1996	St. Joseph's	408	538	75.8
1997	Toledo	659	834	79.0
1998	Youngstown St.	538	696	77.3
1999	Butler	512	664	77.1
2000	Bowling Green	340	440	77.3
2001	St. Joseph's	406	498	*81.5
2002	St. Joseph's	447	572	78.1
2003	Vermont	376	471	79.8
2004	Stanford	476	589	80.8
2005	Missouri St.	430	544	79.0
2006	Missouri St.	440	555	79.3
2007	Green Bay	447	558	80.1

**Record.*

Rebound Margin

Season	Team	Own	Opp.	Mar.
1982	Louisiana Tech	46.3	30.8	15.4
1983	Old Dominion	49.1	31.9	17.3
1984	Old Dominion	44.6	32.5	12.1
1985	Bethune-Cookman	55.3	39.1	16.2
1986	South Carolina St.	54.1	40.5	13.7
1987	Louisiana Tech	48.0	34.4	13.6
1988	Louisiana Tech	48.1	32.5	15.6
1989	Louisiana Tech	47.8	31.6	16.2
1990	Louisiana Tech	52.9	34.7	*18.3
1991	South Carolina St.	55.1	41.4	13.7
1992	Virginia	45.8	32.7	13.1
1993	Virginia	46.6	34.1	12.5
1994	Western Ky.	48.2	34.6	13.6
1995	Louisiana Tech	46.5	32.5	14.0
1996	Louisiana Tech	51.8	33.5	18.2
1997	Connecticut	45.8	33.8	12.0
1998	Louisiana Tech	45.8	33.9	11.9
1999	Connecticut	44.8	31.6	13.2
2000	Louisiana Tech	46.4	35.8	10.6
2001	Tennessee	45.5	34.1	11.4
2002	Connecticut	45.5	30.0	15.5
2003	Tennessee	44.2	32.2	12.1
2004	Liberty	44.5	32.8	11.7
2005	Liberty	44.6	30.8	13.8
2006	Maryland	45.3	33.3	11.9
2007	Maryland	44.9	30.6	14.3

**Record.*

Assists

Season	Team	G	Ast.	Avg.
1986	Long Beach St.	34	780	22.9
1987	Villanova	31	766	*24.7
1988	Notre Dame	28	569	20.3
1989	Maryland	32	679	21.2
1990	Stanford	33	758	23.0
1991	Eastern Wash.	27	611	22.6
1992	Bowling Green	29	672	23.2
1993	Bowling Green	30	646	21.5
1994	Florida Int'l	29	648	22.3
1995	Connecticut	35	786	22.5
1996	Old Dominion	32	638	19.9
1997	Troy	30	640	21.3
1998	Holy Cross	30	618	20.6
1999	Morehead St.	26	577	22.2
2000	Connecticut	37	764	20.7
2001	Connecticut	35	759	21.7
2002	Connecticut	39	*846	21.7
2003	LSU	34	635	18.7
2004	Duke	34	685	20.1
2005	DePaul	31	594	19.2
2006	Duke	35	717	20.5
2007	Maryland	34	621	18.3

**Record.*

Blocked Shots

Season	Team	G	Blk.	Avg.
1988	Fresno St.	28	194	6.93
1989	Northern Ill.	30	231	7.70
1990	UNLV	31	197	6.35
1991	Rutgers	30	187	6.23
1992	George Washington	32	235	7.34
1993	Alcorn St.	24	129	5.38
1994	Connecticut	33	232	7.03
1995	Connecticut	35	250	7.14
1996	Vanderbilt	31	189	6.10
1997	Troy	30	172	5.73
1998	Tennessee	39	238	6.10
1999	Tulane	30	197	6.57
2000	Notre Dame	32	169	5.28
2001	Notre Dame	36	228	6.33
2002	TCU	31	201	6.48
2003	Jackson St.	29	242	*8.34
2004	Rice	32	224	7.00
2005	Duke	36	*267	7.42
2006	Duke	35	*267	7.63
2007	Baylor	34	244	7.18

**Record.*

Steals

Season	Team	G	Stl.	Avg.
1988	Wright St.	28	450	16.1
1989	Florida A&M	28	450	16.1
1990	Dartmouth	26	398	15.3
1991	Kent St.	29	422	14.6
1992	Buffalo	29	490	16.9
1993	Kent St.	29	536	18.5
1994	Florida A&M	28	476	17.0
1995	Grambling	28	533	19.0
1996	Grambling	28	505	18.0
1997	Grambling	30	*580	*19.3
1998	Hampton	29	460	15.9
1999	Grambling	30	505	16.8
2000	Grambling	30	473	15.8
2001	St. Peter's	28	513	18.3
2002	Texas A&M	29	449	15.5
2003	Eastern Ky.	29	415	14.3
2004	Louisiana Tech	32	419	14.0
2005	North Carolina	34	477	14.0
2006	Wofford	28	387	13.8
2007	North Carolina	38	544	14.3

**Record.*

Miscellaneous Team Leaders

Most Games Played in a Season

(Since 1981-82 Season)

No.	Team, Year
39	Tennessee, 1997-98
39	Connecticut, 2001-02
38	Connecticut, 1995-96
38	Notre Dame, 1996-97
38	Purdue, 2000-01
38	Connecticut, 2002-03
38	Maryland, 2005-06
38	LSU, 2006-07
38	North Carolina, 2006-07
37	Connecticut, 1997-98
37	Connecticut, 1999-00
37	Tennessee, 1999-00
37	Vanderbilt, 2001-02
37	Michigan St., 2004-05
37	Connecticut, 2005-06
37	Purdue, 2006-07
37	Tennessee, 2006-07

Most Victories in First Year in Division I

(The NCAA began competition in 1981-82)

Wins	Team, Year
35	Louisiana Tech, 1981-82
34	Texas, 1981-82
28	Colorado, 1981-82
28	Drake, 1981-82
27	Florida St., 1981-82
27	Mississippi, 1981-82
26	Arkansas, 1981-82
26	Kansas St., 1981-82
26	Memphis, 1981-82
26	St. Peter's, 1981-82
25	Arizona St., 1981-82
25	Maryland, 1981-82
25	Oklahoma City, 1981-82
25	Rutgers, 1981-82
24	Auburn, 1981-82
24	BYU, 1981-82
24	Kentucky, 1981-82
24	Long Beach St., 1981-82
24	Miami (Ohio), 1981-82
24	Missouri, 1981-82
24	North Carolina St., 1981-82
24	Penn St., 1981-82

Best Record in First Division I Season

(The NCAA began competition in 1981-82)

Pct.	Team, Year
.972	Louisiana Tech, 1981-82 (35-1)
.894	Texas, 1981-82 (34-4)
.867	St. Peter's, 1981-82 (26-4)
.852	Southern California, 1981-82 (23-4)
.844	Mississippi, 1981-82 (27-5)
.839	Memphis, 1981-82 (26-5)
.833	Canisius, 1981-82 (25-5)
.828	Auburn, 1981-82 (24-5)
.815	Montana, 1981-82 (22-5)
.813	Kansas St., 1981-82 (26-6)
.808	Oregon, 1981-82 (21-5)
.800	Drake, 1981-82 (28-7)
.800	Long Beach St., 1981-82 (24-6)
.800	Penn St., 1981-82 (24-6)
.793	Buffalo, 1991-92 (23-6)

2007 Most-Improved Teams

	2005-06		2006-07		$Games
Team	Won	Lost	Won	Lost	Improved
Oklahoma St.	6	22	20	11	12.5
Western Caro	9	20	24	10	12.5
Morgan St.	5	23	18	13	11.5
San Diego	9	19	21	9	11.0
Seton Hall	6	21	19	12	11.0
Jacksonville	10	18	21	9	10.0
Mississippi St.	6	22	18	14	10.0
Niagara	4	25	14	16	9.5
Prairie View	7	21	19	14	9.5
Southern Ill.	10	18	21	11	9.0
Hampton	7	22	15	13	8.5
Middle Tenn.	20	11	30	4	8.5
Montana St.	3	23	13	16	8.5
Murray St.	11	17	21	10	8.5
Ohio	9	20	18	12	8.5
San Diego St.	3	24	12	16	8.5
Wisconsin	11	18	23	13	8.5
Yale	3	24	12	16	8.5
Tulane	15	12	26	7	8.0
Vermont	9	18	19	12	8.0
Boise St.	15	15	24	9	7.5
Illinois St.	12	16	22	11	7.5
Savannah St.	4	24	12	17	7.5
UTEP	14	15	22	8	7.5
Towson	9	19	17	12	7.5

$ To determine games improved, add the difference in victories between the two seasons to the difference in losses, then divide by two. Includes postseason.

Statistical Trends History

(averages and percentages are for one team, per game)

Season	Avg. No. Games	FG Made	FG Att.	FG Pct.	3FG Made	3FG Att.	3FG Pct.	FT Made	FT Att.	FT Pct.	Pts.
1981-82	28.4	28.6	*66.2	43.4	—	—	—	12.8	19.8	64.7	70.2
1982-83	27.3	*28.8	65.9	43.7	—	—	—	13.2	20.3	64.8	*70.7
1983-84	27.2	28.3	64.2	44.0	—	—	—	13.2	20.2	65.3	69.7
1984-85	27.6	28.2	64.1	43.9	—	—	—	13.1	20.2	64.7	69.3
1985-86	27.9	28.0	63.3	*44.2	—	—	—	13.4	20.3	65.7	69.4
1986-87	28.4	27.8	63.4	43.9	—	—	—	13.4	20.2	66.3	69.0
1987-88	28.2	27.2	62.8	43.3	1.5	4.5	33.6	13.2	19.9	66.1	69.0
1988-89	28.2	26.9	62.6	43.0	1.9	5.5	*34.1	13.7	20.3	67.1	69.3
1989-90	28.5	26.5	62.6	42.4	2.2	6.6	33.2	13.9	20.8	67.0	69.1
1990-91	28.5	26.9	63.8	42.1	2.7	8.3	32.6	14.1	20.9	67.2	70.5
1991-92	28.6	26.2	62.4	42.0	3.0	9.1	32.4	14.3	21.3	67.3	69.6
1992-93	27.7	25.7	61.8	41.5	3.2	10.0	31.4	13.9	20.9	66.4	68.3
1993-94	28.0	25.6	61.9	41.4	3.5	11.1	31.5	14.4	21.7	66.3	69.0
1994-95	28.3	25.6	61.8	41.4	3.7	12.0	31.1	14.2	21.6	65.7	69.0
1995-96	28.2	25.2	60.8	41.4	3.8	12.3	30.8	14.4	21.7	66.3	68.5
1996-97	28.1	24.5	59.5	41.2	3.9	12.5	31.1	14.2	21.4	66.4	67.1
1997-98	28.3	24.6	59.0	41.6	4.0	12.7	31.4	*14.9	*22.1	67.1	67.9
1998-99	27.9	24.5	58.9	41.6	4.2	13.3	31.4	14.5	21.5	67.6	67.7
1999-00	28.3	24.3	59.2	41.0	4.4	13.8	32.0	13.9	20.5	67.8	66.8
2000-01	29.2	24.0	58.4	41.1	4.5	14.0	32.2	14.5	21.2	68.4	67.2
2001-02	29.3	24.1	59.0	40.9	4.7	14.3	32.8	13.6	19.8	68.5	66.4
2002-03	29.3	23.7	58.2	40.8	4.8	14.8	32.3	13.1	19.0	*69.0	65.3
2003-04	29.2	23.3	57.6	40.5	4.8	15.0	32.0	13.0	18.9	68.9	64.4
2004-05	29.2	23.0	57.6	39.9	4.8	*15.0	31.7	12.6	18.3	68.5	63.3
2005-06	29.3	23.3	57.7	40.4	*4.8	15.0	32.2	13.0	18.9	68.6	64.5
2006-07	*30.9	23.3	57.8	40.2	4.7	14.9	31.6	13.1	18.9	*69.0	64.3

**All-time high.*

All-Time Winningest Teams

By Percentage

(minimum 350 victories; ties not included)

The rounding of percentages may indicate ties where none exist. In these cases, the numerical order is correct.

Rk.	School	First Season	Yrs.	Thru 2007 Won	Lost	Pct.
1.	Louisiana Tech	1975	33	916	167	.8458
2.	Tennessee	1903	54	1,040	237	.8144
3.	Connecticut	1983	25	647	176	.7861
4.	Montana	1979	29	672	192	.7778
5.	Texas	1977	31	783	245	.7617
6.	Old Dominion	1970	38	842	282	.7491
7.	Stephen F. Austin	1969	39	847	315	.7289
8.	Stanford	1977	31	694	261	.7267
9.	Western Ky.	1977	27	625	241	.7217
10.	Penn St.	1981	27	609	236	.7207
11.	Utah	1975	33	695	271	.7195
12.	Rutgers	1976	32	697	281	.7127
13.	Georgia	1974	34	721	300	.7062
14.	Virginia	1978	30	651	278	.7008
15.	Green Bay	1974	34	672	288	.7000
16.	Texas Tech	1976	32	723	310	.6999
17.	Auburn	1972	36	715	313	.6955
18.	Tennessee Tech	1971	37	783	347	.6929
19.	North Carolina	1978	30	658	296	.6897
20.	Notre Dame	1978	30	613	278	.6880
21.	Vanderbilt	1981	27	584	268	.6854
22.	Oakland	1981	27	538	248	.6845
23.	LSU	1976	32	684	318	.6826
24.	St. Peter's	1973	35	643	299	.6826
25.	Ohio St.	1981	27	555	259	.6818
26.	Maine	1976	32	593	277	.6816
27.	North Carolina St.	1976	32	661	311	.6800
28.	Belmont	1969	39	744	361	.6733
29.	Long Beach St.	1964	44	763	372	.6722
30.	St. Joseph's	1974	34	643	314	.6719
31.	Mississippi	1975	33	674	337	.6667
32.	Mt. St. Mary's	1975	33	597	301	.6648
33.	Florida Int'l	1976	32	588	298	.6637
34.	Middle Tenn.	1976	32	615	314	.6620
35.	Washington	1982	26	508	260	.6615
36.	Duke	1976	32	611	314	.6605
37.	Iowa	1983	25	487	251	.6599
38.	Holy Cross	1975	33	584	304	.6577
39.	George Washington	1982	26	513	268	.6569
40.	Purdue	1976	32	617	325	.6550
41.	UNLV	1975	33	617	327	.6536
42.	Northwestern St.	1979	29	544	291	.6515
43.	Maryland	1972	36	655	354	.6492
44.	Norfolk St.	1975	33	593	327	.6446
45.	Oregon	1977	31	570	316	.6433
46.	James Madison	1921	85	806	453	.6402
47.	Drake	1975	33	621	351	.6389
48.	DePaul	1977	27	509	289	.6378
49.	UNC Greensboro	1970	38	625	355	.6378
50.	Southeast Mo. St.	1981	27	497	285	.6355

By Victories

Rk.	School	First Season	Yrs.	Thru 2007 Won	Lost	Pct.
1.	Tennessee	1903	54	1,040	237	.8144
2.	Louisiana Tech	1975	33	916	167	.8458
3.	Stephen F. Austin	1969	39	847	315	.7289
4.	Old Dominion	1970	38	842	282	.7491
5.	James Madison	1921	85	806	453	.6402
6.	Texas	1977	31	783	245	.7617
	Tennessee Tech	1971	37	783	347	.6929
8.	Long Beach St.	1964	44	763	372	.6722
9.	Belmont	1969	39	744	361	.6733
10.	Texas Tech	1976	32	723	310	.6999
11.	Georgia	1974	34	721	300	.7062
12.	Auburn	1972	36	715	313	.6955
13.	Kansas St.	1969	38	701	417	.6270
14.	Rutgers	1976	32	697	281	.7127
15.	Utah	1975	33	695	271	.7195
16.	Stanford	1977	31	694	261	.7267
17.	LSU	1976	32	684	318	.6826
18.	Mississippi	1975	33	674	337	.6667

School	First Season	Yrs.	Thru 2007 Won	Lost	Pct.
19. Montana	1979	29	672	192	.7778
Green Bay	1974	34	672	288	.7000
21. North Carolina St.	1976	32	661	311	.6800
22. North Carolina	1978	30	658	296	.6897
23. Maryland	1972	36	655	354	.6492
24. Missouri St.	1970	38	653	436	.5996
25. Virginia	1978	30	651	278	.7008
26. Connecticut	1983	25	647	176	.7861
27. St. Peter's	1973	35	643	299	.6826
St. Joseph's	1974	34	643	314	.6719
29. Kansas	1969	39	637	447	.5876
30. Memphis	1972	36	626	455	.5791
31. Western Ky.	1977	27	625	241	.7217
UNC Greensboro	1970	38	625	355	.6378
33. Drake	1975	33	621	351	.6389
34. Purdue	1976	32	617	325	.6550
UNLV	1975	33	617	327	.6536
36. Middle Tenn.	1976	32	615	314	.6620
37. Notre Dame	1978	30	613	278	.6880
38. Duke	1976	32	611	314	.6605
39. Penn St.	1981	27	609	236	.7207
40. Southern Ill.	1960	48	602	464	.5647
41. Mt. St. Mary's	1975	33	597	301	.6648
42. Maine	1976	32	593	277	.6816
Norfolk St.	1975	33	593	327	.6446
44. Clemson	1976	32	589	382	.6066
45. Florida Int'l	1976	32	588	298	.6637
46. Vanderbilt	1981	27	584	268	.6854
Holy Cross	1975	33	584	304	.6577
48. Baylor	1975	33	575	451	.5604
49. Missouri	1976	32	572	382	.5996
50. Oregon	1977	31	570	316	.6433
Illinois St.	1971	37	570	467	.5497

Won-Lost Records

(Alphabetical listing; no minimum seasons of competition; records based on information in statistics database.)

School	First Season	Yrs.	Thru 2007 Won	Lost	Pct.
Air Force	1982	26	318	388	.4504
Akron	1982	26	218	499	.3040
Alabama	1978	29	521	340	.6051
UAB	1979	29	439	405	.5201
Alabama A&M	1982	26	393	319	.5520
Alabama St.	1982	25	322	381	.4580
Albany (N.Y.)	1983	25	350	305	.5344
Alcorn St.	1979	29	477	324	.5955
American	1967	41	404	468	.4633
Appalachian St.	1971	37	458	494	.4811
Arizona	1982	24	345	366	.4852
Arizona St.	1980	28	440	370	.5432
Arkansas	1982	26	503	289	.6351
Ark.-Little Rock	1982	15	126	268	.3198
Ark.-Pine Bluff	1998	10	58	212	.2148
Arkansas St.	1975	33	537	377	.5875
Army	1978	29	428	399	.5175
Auburn	1972	36	715	313	.6955
Austin Peay	1971	37	428	547	.4390
Ball St.	1982	26	293	414	.4144
Baylor	1975	33	575	451	.5604
Belmont	1969	39	744	361	.6733
Bethune-Cookman	1979	29	349	400	.4660
Binghamton	1974	34	408	335	.5491
Birmingham-So.	2001	7	97	100	.4924
Boise St.	1983	25	359	347	.5085
Boston College	1973	31	458	365	.5565
Boston U.	1982	26	343	389	.4686
Bowling Green	1974	34	558	345	.6179
Bradley	1976	32	382	454	.4569
BYU	1978	30	522	354	.5959
Brown	1981	27	353	353	.5000
Bucknell	1974	34	370	452	.4501
Buffalo	1967	40	475	425	.5278
Butler	1983	25	339	358	.4864
California	1980	28	407	409	.4988
UC Irvine	1975	33	356	527	.4032
UC Riverside	1971	37	463	455	.5044
UC Santa Barb.	1983	25	447	300	.5984
Cal Poly	1976	27	295	426	.4092
Cal St. Fullerton	1970	38	480	524	.4781
Cal St. Northridge	1975	33	363	522	.4102
Campbell	1982	26	409	309	.5696
Canisius	1976	32	454	392	.5366
Centenary (La.)	2000	8	30	191	.1357
Central Conn. St.	1972	36	343	527	.3943
UCF	1978	30	411	436	.4852
Central Mich.	1982	26	338	394	.4617
Col. of Charleston	1977	31	495	409	.5476
Charleston So.	1977	31	235	568	.2927
Charlotte	1976	27	409	331	.5527
Chattanooga	1977	31	568	337	.6276
Chicago St.	1985	23	149	484	.2354
Cincinnati	1979	29	454	398	.5329
Clemson	1976	32	589	382	.6066
Cleveland St.	1974	34	337	522	.3923
Coastal Caro.	1975	33	358	516	.4096
Colgate	1974	34	351	508	.4086
Colorado	1979	29	566	331	.6310
Colorado St.	1975	33	493	421	.5394
Columbia	1980	28	238	463	.3395
Connecticut	1983	25	647	176	.7861
Coppin St.	1986	22	276	341	.4473
Cornell	1982	26	238	439	.3516
Creighton	1974	34	524	389	.5739
Dartmouth	1977	31	468	328	.5879
Davidson	1974	28	280	381	.4236
Dayton	1969	39	547	486	.5295
Delaware	1972	36	551	364	.6022
Delaware St.	1983	25	336	369	.4766
Denver	1982	26	417	309	.5744
DePaul	1977	27	509	289	.6378
Detroit	1984	24	335	347	.4912
Drake	1975	33	621	351	.6389
Drexel	1964	44	459	437	.5123
Duke	1976	32	611	314	.6605
Duquesne	1984	24	263	409	.3914
East Caro.	1979	29	423	403	.5121
East Tenn. St.	1969	39	434	497	.4662
Eastern Ill.	1974	34	433	485	.4717
Eastern Ky.	1973	35	501	443	.5307
Eastern Mich.	1977	31	384	438	.4672
Eastern Wash.	1977	31	427	450	.4869
Elon	1972	36	484	455	.5154
Evansville	1970	38	393	470	.4554
Fairfield	1980	28	456	359	.5595
Fairleigh Dickinson	1978	30	378	454	.4543
Florida	1975	33	531	415	.5613
Florida A&M	1978	30	486	361	.5738
Fla. Atlantic	1985	23	319	314	.5039
Florida Int'l	1976	32	588	298	.6637
Florida St.	1977	30	448	443	.5028
Fordham	1971	37	428	556	.4350
Fresno St.	1972	36	482	469	.5068
Furman	1975	27	381	354	.5184
Ga. Southern	1974	34	541	403	.5731
Gardner-Webb	1992	16	185	261	.4148
George Mason	1974	34	454	431	.5130
George Washington	1982	26	513	268	.6569
Georgetown	1982	26	327	401	.4492
Georgia	1974	34	721	300	.7062
Georgia St.	1976	32	459	423	.5204
Georgia Tech	1982	26	359	381	.4851
Gonzaga	1984	24	342	347	.4964
Grambling	1984	24	433	254	.6303
Green Bay	1974	34	672	288	.7000
Hampton	1982	26	493	287	.6321
Hartford	1982	26	288	419	.4074
Harvard	1975	33	473	370	.5611
Hawaii	1975	33	523	332	.6117
High Point	1974	23	387	264	.5945
Hofstra	1937	61	525	673	.4382
Holy Cross	1975	33	584	304	.6577
Houston	1977	30	498	392	.5596
Howard	1981	27	400	370	.5195
Idaho	1975	33	460	435	.5140
Idaho St.	1984	24	277	377	.4235
Illinois	1975	33	474	454	.5108
Ill.-Chicago	1978	29	316	494	.3901
Illinois St.	1971	37	570	467	.5497
Indiana	1972	36	559	454	.5518
IPFW	1977	31	350	440	.4430
IUPUI	1976	32	390	433	.4739

School	First Season	Yrs.	Thru 2007 Won	Lost	Pct.
Indiana St.	1983	25	344	359	.4893
Iona	1975	33	332	580	.3640
Iowa	1983	25	487	251	.6599
Iowa St.	1981	27	407	384	.5145
Jackson St.	1984	24	361	321	.5293
Jacksonville	2000	8	69	153	.3108
Jacksonville St.	1984	23	318	330	.4907
James Madison	1921	85	806	453	.6402
Kansas	1969	39	637	447	.5876
Kansas St.	1969	38	701	417	.6270
Kent St.	1976	32	526	366	.5897
Kentucky	1981	27	434	354	.5508
La Salle	1973	35	559	381	.5947
Lafayette	1981	27	322	427	.4299
Lamar	1970	38	471	566	.4542
Lehigh	1975	33	372	456	.4493
Liberty	1976	32	462	394	.5397
Lipscomb	1981	27	547	323	.6287
Long Beach St.	1964	44	763	372	.6722
Long Island	1982	26	248	466	.3473
La.-Lafayette	1983	25	259	435	.3732
La.-Monroe	1975	31	490	383	.5613
LSU	1976	32	684	318	.6826
Louisiana Tech	1975	33	916	167	.8458
Louisville	1976	32	547	391	.5832
Loyola (Ill.)	1980	28	328	442	.4260
Loyola (Md.)	1983	25	292	404	.4195
Loyola Marymount	1986	22	265	356	.4267
Maine	1976	32	593	277	.6816
Manhattan	1983	25	343	375	.4777
Marist	1983	25	333	383	.4651
Marquette	1976	32	464	414	.5285
Marshall	1970	38	509	494	.5075
Maryland	1972	36	655	354	.6492
UMBC	1969	39	379	536	.4142
Md.-East. Shore	1982	26	238	467	.3376
Massachusetts	1983	25	301	410	.4233
McNeese St.	1976	32	411	470	.4665
Memphis	1972	36	626	455	.5791
Mercer	1971	37	509	504	.5025
Miami (Fla.)	1979	29	494	359	.5791
Miami (Ohio)	1976	32	489	392	.5551
Michigan	1983	25	279	430	.3935
Michigan St.	1973	35	563	393	.5889
Middle Tenn.	1976	32	615	314	.6620
Milwaukee	1972	36	487	427	.5328
Minnesota	1978	30	422	445	.4867
Mississippi	1975	33	674	337	.6667
Mississippi St.	1975	33	442	488	.4753
Mississippi Val.	1977	31	423	453	.4829
Missouri	1976	32	572	382	.5996
UMKC	1989	19	221	308	.4178
Missouri St.	1970	38	653	436	.5996
Monmouth	1972	27	426	338	.5576
Montana	1979	29	672	192	.7778
Montana St.	1974	27	391	344	.5320
Morehead St.	1982	25	290	400	.4203
Morgan St.	1979	29	307	481	.3896
Mt. St. Mary's	1975	33	597	301	.6648
Murray St.	1929	41	426	575	.4256
Navy	1978	30	432	363	.5434
Nebraska	1975	33	556	433	.5622
Nevada	1983	25	243	445	.3532
UNLV	1975	33	617	327	.6536
New Hampshire	1978	30	439	363	.5474
New Mexico	1975	29	444	372	.5441
New Mexico St.	1983	25	373	343	.5209
New Orleans	1976	32	416	479	.4648
Niagara	1981	27	315	424	.4263
Nicholls St.	1975	33	229	618	.2704
Norfolk St.	1975	33	593	327	.6446
North Carolina	1978	30	658	296	.6897
UNC Asheville	1986	22	195	410	.3223
UNC Greensboro	1970	38	625	355	.6378
UNC Wilmington	1974	34	369	492	.4286
N.C. A&T	1983	25	294	409	.4182
North Carolina St.	1976	32	661	311	.6800
North Texas	1977	31	369	482	.4336
Northeastern	1981	27	348	411	.4585
Northern Ariz.	1981	26	327	376	.4651
Northern Ill.	1958	50	539	512	.5128
UNI	1983	25	273	418	.3951

School	First Season	Yrs.	Thru 2007 Won	Lost	Pct.
Northwestern	1976	32	465	430	.5196
Northwestern St.	1979	29	544	291	.6515
Notre Dame	1978	30	613	278	.6880
Oakland	1981	27	538	248	.6845
Ohio	1974	34	395	472	.4556
Ohio St.	1981	27	555	259	.6818
Oklahoma	1975	33	556	412	.5744
Oklahoma St.	1978	29	454	402	.5304
Old Dominion	1970	38	842	282	.7491
Oral Roberts	1976	32	482	452	.5161
Oregon	1977	31	570	316	.6433
Oregon St.	1979	29	432	398	.5205
Pacific	1980	28	375	420	.4717
Penn	1976	32	351	476	.4244
Penn St.	1981	27	609	236	.7207
Pepperdine	1977	31	515	398	.5641
Pittsburgh	1986	22	276	354	.4381
Portland	1978	30	452	387	.5387
Portland St.	1979	29	376	426	.4688
Prairie View	1983	25	170	503	.2526
Princeton	1972	36	442	442	.5000
Providence	1981	25	369	359	.5069
Purdue	1976	32	617	325	.6550
Quinnipiac	1984	24	310	356	.4655
Radford	1972	36	552	394	.5835
Rhode Island	1978	30	335	513	.3950
Rice	1979	29	429	399	.5181
Richmond	1983	25	406	316	.5623
Rider	1982	26	264	464	.3626
Robert Morris	1978	30	365	439	.4540
Rutgers	1976	32	697	281	.7127
Sacramento St.	1992	16	109	325	.2512
Sacred Heart	1982	26	320	375	.4604
St. Bonaventure	1983	25	289	398	.4207
St. Francis (N.Y.)	1975	30	226	567	.2850
St. Francis (Pa.)	1984	24	327	353	.4809
St. John's (N.Y.)	1980	28	400	415	.4908
St. Joseph's	1974	34	643	314	.6719
St. Louis	1977	31	331	491	.4027
St. Mary's (Cal.)	1980	25	409	299	.5777
St. Peter's	1973	35	643	299	.6826
Sam Houston St.	1970	38	465	558	.4545
Samford	1998	10	110	170	.3929
San Diego	1981	27	325	426	.4328
San Diego St.	1977	31	463	436	.5150
San Francisco	1983	25	351	350	.5007
San Jose St.	1975	33	315	556	.3617
Santa Clara	1979	29	452	366	.5526
Savannah St.	1982	26	274	409	.4012
Seton Hall	1974	34	506	436	.5372
Siena	1975	33	521	359	.5920
South Ala.	1975	33	437	474	.4797
South Carolina	1983	25	414	317	.5663
South Carolina St.	1975	33	533	404	.5688
South Fla.	1976	31	351	486	.4194
Southeast Mo. St.	1981	27	497	285	.6355
Southeastern La.	1975	33	504	428	.5408
Southern California	1978	30	568	326	.6353
Southern Ill.	1960	48	602	464	.5647
SMU	1976	31	460	428	.5180
Southern Miss.	1976	32	530	375	.5856
Southern U.	1977	31	458	421	.5210
Southern Utah	1989	19	221	298	.4258
Stanford	1977	31	694	261	.7267
Stephen F. Austin	1969	39	847	315	.7289
Stetson	1983	25	282	421	.4011
Stony Brook	1970	38	475	415	.5337
Syracuse	1972	36	426	473	.4739
Temple	1974	34	455	462	.4962
Tennessee	1903	54	1,040	237	.8144
Tenn.-Martin	1979	29	323	466	.4094
Tennessee St.	1983	25	231	438	.3453
Tennessee Tech	1971	37	783	347	.6929
Texas	1977	31	783	245	.7617
Texas-Arlington	1973	35	490	493	.4985
UTEP	1975	32	332	519	.3901
Tex.-Pan American	1984	24	166	475	.2590
UTSA	1982	26	350	366	.4888
Texas A&M	1975	33	499	480	.5097
A&M-Corpus Christi	2000	8	134	91	.5956
TCU	1978	30	381	485	.4400
Texas Southern	1983	25	213	464	.3146
Texas St.	1983	25	352	341	.5079

School	First Season	Yrs.	Thru 2007 Won	Lost	Pct.
Texas Tech	1976	32	723	310	.6999
Toledo	1985	23	431	255	.6283
Towson	1968	40	452	506	.4718
Troy	1976	32	430	459	.4837
Tulane	1981	22	361	283	.5606
Tulsa	1977	22	209	364	.3647
UCLA	1976	32	551	381	.5912
Utah	1975	33	695	271	.7195
Utah St.	1983	9	49	196	.2000
Valparaiso	1973	35	424	422	.5012
Vanderbilt	1981	27	584	268	.6854
Vermont	1983	25	401	301	.5712
Villanova	1979	29	536	313	.6313
Virginia	1978	30	651	278	.7008
VCU	1975	33	408	469	.4652
Virginia Tech	1977	31	508	386	.5682
Wagner	1971	37	462	480	.4904
Wake Forest	1986	22	272	352	.4359
Washington	1982	26	508	260	.6615
Washington St.	1983	25	238	452	.3449
Weber St.	1977	31	434	441	.4960
West Virginia	1974	34	500	451	.5258
Western Caro.	1966	42	511	538	.4871
Western Ill.	1972	36	398	522	.4326
Western Ky.	1977	27	625	241	.7217
Western Mich.	1983	25	324	379	.4609
Wichita St.	1979	28	344	432	.4433
William & Mary	1971	37	354	561	.3869
Winthrop	1970	38	406	597	.4048
Wisconsin	1983	25	356	365	.4938
Wofford	1981	27	278	440	.3872
Wright St.	1974	34	359	517	.4098
Wyoming	1974	34	466	468	.4989
Xavier	1977	31	462	402	.5347
Yale	1983	25	270	388	.4103
Youngstown St.	1982	26	370	351	.5132

Winningest Teams During Last Five Years

By Percentage

	Team	Won	Lost	Pct.
1.	Duke	159	17	.903
2.	Tennessee	159	22	.878
3.	Connecticut	157	22	.877
4.	North Carolina	149	23	.866
5.	LSU	151	27	.848
6.	Chattanooga	132	25	.841
7.	Stanford	141	28	.834
8.	Green Bay	130	27	.828
9.	Ohio St.	130	32	.802
10.	Purdue	132	36	.786
11.	Louisiana Tech	123	34	.783
12.	Baylor	135	38	.780
13.	Montana	117	34	.775
14.	Liberty	121	36	.771
15.	George Washington	121	37	.766
16.	Rutgers	124	41	.752
17.	Delaware	114	39	.745
18.	New Mexico	119	41	.744
19.	Vanderbilt	121	43	.738
20.	Bowling Green	115	41	.737
21.	Utah	120	43	.736
22.	DePaul	117	42	.736
23.	Kansas St.	121	44	.733
24.	Michigan St.	120	44	.732
25.	Oklahoma	119	45	.726

By Wins

	Team	Won	Lost	Pct.
1.	Duke	159	17	.903
	Tennessee	159	22	.878
3.	Connecticut	157	22	.877
4.	LSU	151	27	.848
5.	North Carolina	149	23	.866
6.	Stanford	141	28	.834
7.	Baylor	135	38	.780
8.	Chattanooga	132	25	.841
	Purdue	132	36	.786
10.	Green Bay	130	27	.828
	Ohio St.	130	32	.802
12.	Rutgers	124	41	.752
13.	Louisiana Tech	123	34	.783
14.	Liberty	121	36	.771
	George Washington	121	37	.766
	Vanderbilt	121	43	.738
	Kansas St.	121	44	.733
18.	Utah	120	43	.736
	Michigan St.	120	44	.732
	Georgia	120	46	.723
21.	New Mexico	119	41	.744
	Oklahoma	119	45	.726
23.	Montana	117	34	.775
	DePaul	117	42	.736
25.	Middle Tenn.	116	44	.725

Winning and Losing Streaks

All-Time

(since 1981-82; includes national postseason tournaments)

Wins	Team	Season(s)
70	Connecticut	2001-03
54	Louisiana Tech	1980-82
46	Tennessee	1996-98
40	Texas	1985-87
36	Purdue	1998-00
35	Connecticut	1994-96
33	Connecticut	1996-97
33	Old Dominion	1996-97
32	Louisiana Tech	1989-90
32	North Carolina	1993-95
31	Connecticut	2002-03
30	Miami (Fla.)	1991-92
30	Baylor	2005-06
30	Duke	2006-07
29	Auburn	1988-89
29	Vermont	1991-92
29	Louisiana Tech	2002-03
28	Southern California	1982-84
28	Vermont	1992-93
28	Liberty	1997-98
27	Chattanooga	2003-04
27	Middle Tenn.	2006-07
26	Central Mich.	1983-84
26	Montana	1987-88
26	UC Santa Barb.	1999-00
26	Chattanooga	2005-06
26	Green Bay	2006-07

Others (Includes any non-NCAA or pre-NCAA collegiate women's streak):

Wins	Team	Season(s)
131	Wayland Baptist (AAU)	1954-58
52	Delta St. (before NCAA records)	1973-76
47	Southwestern Okla. (NAIA)	1983-84
41	Old Dominion (before NCAA records)	1979-81

Wins	Team	Season(s)
34	Southwestern Okla. (NAIA)	1981-82
34	Southern Nazarene (Okla.) (NAIA)	1993-94
31	Temple (before NCAA records)	1941-45
31	South Carolina (before NCAA records)	1977-80
28	UCLA (before NCAA records)	1977-79
26	Cal St. Fullerton (before NCAA records)	1972-74

Home Court Victories

(To qualify for this list, part of the streak must have taken place after November 1981, the first season the NCAA sponsored women's basketball)

Wins	Team	Start	End
69	Tennessee	1990-91	1995-96
69	Connecticut	2000-01	2003-04
68	Auburn	1985-86	1990-91
68	Grambling	1993-94	2000-01
62	Louisiana Tech	1982-83	1985-86
61	Virginia	1991-92	1995-96
54	Connecticut	1995-96	1998-99
53	Colorado	1979-80	1983-84
53	Rutgers	1984-85	1988-89
52	Louisiana Tech	1994-95	1997-98
51	Notre Dame	1998-99	2001-02
49	Rutgers	1977-78	1981-82
49	Louisiana Tech	1979-80	1981-82
49	Stanford	1994-95	1996-97
48	Southern California	1981-82	1984-85
46	Iowa	1985-86	1989-90
45	Montana	1981-82	1984-85
44	Creighton	1983-84	1986-87
44	Texas	1983-84	1986-87
44	Connecticut	1992-93	1995-96
Others (Includes any non-NCAA or pre-NCAA collegiate women's streak):			
122	Southern Nazarene (Okla.) (NAIA)	1987-88	1997-98
64	Old Dominion (before NCAA records)	1976-77	1980-81
61	UNLV (before NCAA records)	1974-75	1978-79
38	Butler (before NCAA records)	1977-78	1980-81
36	UCLA (before NCAA records)	1973-74	1978-79
36	Utah (before NCAA records)	1974-75	1978-79
35	Dayton (before NCAA records)	1976-77	1979-80
33	Drake (before NCAA records)	1977-78	1979-80
33	BYU (before NCAA records)	1977-78	1980-81
31	South Carolina (before NCAA records)	1977-78	1979-80
30	UMKC (NAIA)	1980-81	1983-84

Consecutive Road Victories

(since 1981-82; includes national postseason tournaments)

Wins	Team	Start	End
26	Texas	1985-86	1987-88
23	Louisiana Tech	1981-82	1982-83
20	Florida Int'l	1985-86	1986-87
18	Montana	1986-87	1987-88
15	Purdue	1989-90	1990-91
12	Illinois St.	1983-84	1984-85
12	Bowling Green	1986-87	1986-87
12	Chattanooga	1999-00	1999-00
12	Duke	2001-02	2001-02
12	North Carolina	2001-02	2002-03
Others (Includes any non-NCAA or pre-NCAA collegiate women's streak):			
23	Louisiana Tech (before NCAA records)	1980-81	1981-82
13	Oregon (before NCAA records)	1977-78	1978-79

Losing Streaks

Losses	Team	Season(s)
58	Long Island	1987-89
39	Chicago St.	1993-96
39	Morris Brown	2001-03
37	La.-Lafayette	1990-92
37	Sacramento St.	2000-02
35	Coppin St.	1985-87
35	Columbia	1993-95
34	Charleston So.	1989-91
30	Davidson	1983-85
30	Nicholls St.	1993-96
29	UNC Asheville	1991-94
29	TCU	1993-95
29	Lafayette	2002-04
28	Massachusetts	1989-91
28	St. Louis	1990-92
28	Centenary (La.)	1999-00
27	Cal St. Northridge	1993-95
26	Appalachian St.	1982-83
26	San Jose St.	1986-89
26	UC Irvine	1989-91
Others (Includes any non-NCAA or pre-NCAA collegiate women's streak):		
41	Northeastern Ill. (NAIA)	1987-89
36	Dallas (NAIA)	1989-92
30	Oral Roberts (NAIA)	1988-90
28	Marshall (before NCAA records)	1980-81

Most Consecutive Winning Seasons

(Streak can begin before 1981-82; Record must be better than .500 winning percentage)

Wins	Team	From	To
33*	Louisiana Tech	1973-74	Present
33*	Tennessee	1973-74	Present
30*	Green Bay	1977-78	Present
30	Long Beach St.	1962-63	1991-92
28*	Georgia	1979-80	Present
24	St. Joseph's	1980-81	2003-04
23	Maryland	1971-72	1993-94
23	Texas	1974-75	1996-97
23	Holy Cross	1979-80	2002-03
22*	Purdue	1985-86	Present
22	Florida Int'l	1981-82	2002-03
19	Montana	1979-80	1997-98

**Active streak.*

National Polls

Final Regular-Season Polls

The poll was launched at the Philadelphia Inquirer with the start of the 1976-77 season with a nationwide panel of 34 coaches representing all geographical areas of the nation and every conference. The Associated Press began circulating the weekly rankings as compiled by Mel Greenberg of the Inquirer. In 1989-90, the poll increased from 20 to 25 teams.

1977

AP

1. Delta St.
2. Immaculata
3. St. Joseph's
4. Cal St. Fullerton
5. Tennessee
6. Tennessee Tech
7. Wayland Baptist
8. Montclair St.
9. Stephen F. Austin
10. North Carolina St.
11. LSU
12. Baylor
13. UCLA
14. Old Dominion
15. Southeastern La.
16. Maryland
17. Michigan St.
18. Mississippi Col.
19. Southern Conn. St.
20. Kansas St.

1978

AP

1. Tennessee
2. Wayland Baptist
3. North Carolina St.
4. Montclair St.
5. UCLA
6. Maryland
7. Queens (N.Y.)
8. Valdosta St.
9. Delta St.
10. LSU
11. St. Joseph's
12. Old Dominion
13. Missouri
14. Stephen F. Austin
15. Texas
16. Ohio St.
17. Penn St.
18. Southern Conn. St.
19. Memphis
20. Mississippi

1979

AP

1. Old Dominion
2. Louisiana Tech
3. Tennessee
4. Texas
5. Stephen F. Austin
6. UCLA
7. Rutgers
8. Maryland
9. Cheyney
10. Wayland Baptist
11. North Carolina St.
12. Valdosta St.
13. Penn St.
14. Kansas
15. South Carolina
16. Northwestern
17. UNLV
18. Long Beach St.
19. Fordham
20. Montclair St.

1980

AP

1. Old Dominion
2. Tennessee
3. Louisiana Tech
4. South Carolina
5. Stephen F. Austin
6. Maryland
7. Texas
8. Rutgers
9. Long Beach St.
10. North Carolina St.
11. Kansas
12. Cheyney
13. Kansas St.
14. Kentucky
15. Northwestern
16. Mercer
17. Oregon
18. Central Mo. St.
19. San Francisco
20. BYU

1981

AP

1. Louisiana Tech
2. Tennessee
3. Old Dominion
4. Southern California
5. Cheyney
6. Long Beach St.
7. UCLA
8. Maryland
9. Rutgers
10. Kansas
11. Kentucky
12. Oregon
13. North Carolina St.
14. Stephen F. Austin
15. Illinois St.
16. Texas
17. Jackson St.
18. Minnesota
19. Oregon St.
20. Clemson

1982

AP

1. Louisiana Tech
2. Cheyney
3. Maryland
4. Tennessee
5. Texas
6. Southern California
7. Old Dominion
8. Rutgers
9. Long Beach St.
10. Penn St.
11. Villanova
12. North Carolina St.
13. Kentucky
14. Kansas St.
15. South Carolina
16. Drake
17. Memphis
18. Arizona St.
19. Oregon
20. Missouri

1983

AP

1. Southern California
2. Louisiana Tech
3. Texas
4. Old Dominion
5. Cheyney
6. Long Beach St.
7. Maryland
8. Penn St.
9. Georgia
10. Tennessee
11. Arizona St.
12. Kentucky
13. Mississippi
14. Auburn
15. Missouri
16. North Carolina St.
17. Kansas St.
18. North Carolina
19. Oregon St.
20. LSU

1984

AP

1. Texas
2. Louisiana Tech
3. Georgia
4. Old Dominion
5. Southern California
6. Long Beach St.
7. Kansas St.
8. LSU
9. Cheyney
10. Mississippi
11. Missouri
12. Alabama
13. La.-Monroe
14. North Carolina
15. Tennessee
16. North Carolina St.
17. Maryland
18. Virginia
19. Ohio St.
20. Chattanooga

1985

AP

1. Texas
2. La.-Monroe
3. Long Beach St.
4. Louisiana Tech
5. Old Dominion
6. Mississippi
7. Ohio St.
8. Georgia
9. Penn St.
10. Auburn
11. Washington
12. North Carolina St.
13. Tennessee
14. Western Ky.
15. Southern California
16. UNLV
17. St. Joseph's
18. UCLA
19. Texas Tech
20. San Diego St.

1986

AP

1. Texas
2. Georgia
3. Southern California
4. Louisiana Tech
5. Western Ky.
6. Virginia
7. Auburn
8. Long Beach St.
9. LSU
10. Rutgers
11. Mississippi
12. Ohio St.
13. Penn St.
14. Iowa
15. Tennessee
16. North Carolina
17. James Madison
18. Southern Ill.
19. Oklahoma
20. Vanderbilt

1987

AP

1. Texas
2. Auburn
3. Louisiana Tech
4. Long Beach St.
5. Rutgers
6. Georgia
7. Tennessee
8. Mississippi
9. Iowa
10. Ohio St.
11. Virginia
12. James Madison
13. North Carolina St.
14. LSU
15. Penn St.
16. Southern Ill.
17. Villanova
18. Vanderbilt
19. Southern California
20. Washington

1988

AP

1. Tennessee
2. Iowa
3. Auburn
4. Texas
5. Louisiana Tech
6. Ohio St.
7. Long Beach St.
8. Rutgers
9. Maryland
10. Virginia
11. Washington
12. Mississippi
13. Stanford
14. James Madison
15. Southern California
16. Montana
17. Georgia
18. New Mexico St.
19. Stephen F. Austin
20. La Salle

1989

AP

1. Tennessee
2. Auburn
3. Louisiana Tech
4. Stanford
5. Maryland
6. Texas
7. Long Beach St.
8. Iowa
9. Colorado
10. Georgia
11. Stephen F. Austin
12. Mississippi
13. North Carolina St.
14. Ohio St.
15. Purdue
16. UNLV
17. South Carolina
18. La Salle
19. Western Ky.
20. Old Dominion

1990

AP

1. Louisiana Tech
2. Stanford
3. Washington
4. Tennessee
5. UNLV
6. Stephen F. Austin
7. Georgia
8. Texas
9. Auburn
10. Iowa
11. North Carolina St.
12. Virginia
13. Northwestern
14. Long Beach St.
15. Purdue
16. Hawaii
17. Northern Ill.
18. Providence
19. South Carolina
20. Southern Miss.
21. Tennessee Tech
22. Arkansas
23. LSU
24. Mississippi
25. St. Joseph's

1991

AP

1. Penn St.
2. Virginia
3. Georgia
4. Tennessee
5. Purdue
6. Auburn
7. North Carolina St.
8. LSU
9. Arkansas
10. Western Ky.
11. Stanford
12. Washington
13. Connecticut
14. Stephen F. Austin
15. Providence
16. Texas
17. UNLV
18. Long Beach St.
19. Mississippi
20. Rutgers
21. Clemson
22. Northwestern
23. Iowa
24. Lamar
25. Oklahoma St.

1992

AP

1. Virginia
2. Tennessee
3. Stanford
4. Stephen F. Austin
5. Mississippi
6. Miami (Fla.)
7. Iowa
8. Maryland
9. Penn St.
10. Missouri St.
11. Purdue
12. Texas Tech
13. Vanderbilt
14. West Virginia
15. Western Ky.
16. George Washington
17. Kansas
18. Alabama
19. Texas
20. Clemson
21. Creighton
22. Houston
23. Southern California
24. UC Santa Barb.
25. Vermont

1993

AP

1. Vanderbilt
2. Tennessee
3. Ohio St.
4. Iowa
5. Texas Tech
6. Stanford
7. Auburn
8. Penn St.
9. Virginia
10. Colorado
11. Maryland
12. Stephen F. Austin
13. Western Ky.
14. Louisiana Tech
15. Southern California
16. Texas
17. North Carolina
18. Vermont
19. Bowling Green
20. Miami (Fla.)
21. Georgia
22. Nebraska
23. Hawaii
24. Kansas
25. (tie) Northern Ill.
(tie) Oklahoma St.

1994

AP

1. Tennessee
2. Penn St.
3. Connecticut
4. North Carolina
5. Colorado
6. Louisiana Tech
7. Southern California
8. Purdue
9. Texas Tech
10. Virginia
11. Stanford
12. Vanderbilt
13. Iowa
14. Seton Hall
15. Kansas
16. Alabama
17. Montana
18. Washington
19. Florida Int'l
20. Florida
21. Boise St.
22. Southern Miss.
23. Mississippi
24. Bowling Green
25. Texas

1995

AP

1. Connecticut
2. Colorado
3. Tennessee
4. Stanford
5. Texas Tech
6. Vanderbilt
7. Penn St.
8. Louisiana Tech
9. Western Ky.
10. Virginia
11. North Carolina
12. Georgia
13. Alabama
14. Washington
15. Arkansas
16. Purdue
17. Florida
18. George Washington

19. Mississippi
20. Duke
21. Oregon St.
22. San Diego St.
23. Kansas
24. North Carolina St.
25. Old Dominion

1996

AP

1. Louisiana Tech
2. Connecticut
3. Stanford
4. Tennessee
5. Georgia
6. Old Dominion
7. Iowa
8. Penn St.
9. Texas Tech
10. Alabama
11. Virginia
12. Vanderbilt
13. Duke
14. Clemson
15. Purdue
16. Florida
17. Colorado
18. Wisconsin
19. Auburn
20. Kansas
21. Notre Dame
22. Oregon St.
23. North Carolina St.
24. Mississippi
25. Texas A&M

1997

AP

1. Connecticut
2. Old Dominion
3. Stanford
4. North Carolina
5. Louisiana Tech
6. Georgia
7. Florida
8. Alabama
9. LSU
10. Tennessee
11. Kansas
12. Virginia
13. Auburn
14. Texas
15. Notre Dame
16. Illinois
17. Texas Tech
18. Colorado
19. Stephen F. Austin
20. Vanderbilt
21. Clemson
22. George Washington
23. Tulane
24. Michigan St.
25. Western Ky.

1998

AP

1. Tennessee
2. Old Dominion
3. Connecticut
4. Louisiana Tech
5. Stanford
6. Texas Tech
7. North Carolina
8. Duke
9. Arizona
10. North Carolina St.
11. Alabama
12. Florida Int'l
13. Florida
14. Clemson
15. Western Ky.
16. Illinois
17. Virginia
18. Vanderbilt
19. Stephen F. Austin
20. Hawaii
21. Purdue
22. Drake
23. Iowa
24. Iowa St.
25. UCLA

1999

AP

1. Purdue
2. Tennessee
3. Louisiana Tech
4. Connecticut
5. Old Dominion
6. Texas Tech
7. Colorado St.
8. Notre Dame
9. Rutgers
10. Clemson
10. Duke
12. Georgia
13. Virginia Tech
14. North Carolina
15. UCLA
16. Oregon
17. UC Santa Barb.
18. Penn St.
19. Iowa St.
20. Virginia
21. LSU
22. Alabama
23. Tulane
24. Florida Int'l
25. Toledo

2000

AP

1. Connecticut
2. Tennessee
3. Louisiana Tech
4. Georgia
5. Notre Dame
6. Penn St.
7. Iowa St.
8. Rutgers
9. UC Santa Barb.
10. Duke
11. Texas Tech
12. Mississippi St.
13. Purdue
14. Old Dominion
15. LSU
16. Auburn
17. Boston College
18. Oklahoma
19. Virginia
20. Oregon
21. Arizona
22. Tulane
23. North Carolina St.
24. Xavier
25. Michigan

2001

AP

1. Connecticut
2. Notre Dame
3. Tennessee
4. Georgia
5. Duke
6. Louisiana Tech
7. Oklahoma
8. Iowa St.
9. Purdue
10. Vanderbilt
11. Rutgers
12. Xavier
13. Texas Tech
14. Florida
15. Missouri St.
16. Iowa
17. Utah
18. LSU
19. North Carolina St.
20. Colorado
21. Penn St.
22. Clemson
23. Baylor
24. Wisconsin
25. (tie) Arizona St.
(tie) Virginia Tech

2002

AP

1. Connecticut
2. Oklahoma
3. Duke
4. Vanderbilt
5. Stanford
6. Tennessee
7. Baylor
8. Louisiana Tech
9. Purdue
10. Iowa St.
11. Kansas St.
12. Colorado
13. South Carolina
14. Texas
15. Old Dominion
16. North Carolina
17. Texas Tech
18. Minnesota
19. Cincinnati
20. Colorado St.
21. Boston College
22. LSU
23. Florida Int'l
24. (tie) Florida
(tie) Penn St.

2003

AP

1. Connecticut
2. Duke
3. LSU
4. Tennessee
5. Texas
6. Louisiana Tech
7. Texas Tech
8. Kansas St.
9. Stanford
10. Purdue
11. Villanova
12. North Carolina
13. Mississippi St.
14. Vanderbilt
15. Penn St.
16. South Carolina
17. Minnesota
18. UC Santa Barb.
19. Georgia
20. Ohio St.
21. Green Bay
22. Arizona
23. Rutgers
24. Arkansas
25. (tie) Boston College
(tie) George Washington

2004

AP

1. Duke
2. Tennessee
3. Purdue
4. Texas
5. Penn St.
6. Connecticut
7. Louisiana Tech
8. Kansas St.
9. Houston
10. Stanford
11. Oklahoma
12. North Carolina
13. Vanderbilt
14. Texas Tech
15. Baylor
16. Georgia
17. Colorado
18. Boston College
19. LSU
20. TCU
21. Ohio St.
22. Auburn
23. Michigan St.
24. Minnesota
25. Villanova

2005

AP

1. Stanford
2. LSU
3. Tennessee
4. North Carolina
5. Duke
6. Baylor
7. Michigan St.
8. Ohio St.
9. Rutgers
10. Notre Dame
11. Texas
12. Minnesota
13. Connecticut
14. Texas Tech
15. Temple
16. DePaul
17. Kansas St.
18. Iowa St.
19. Vanderbilt
20. North Carolina St.
21. Georgia
22. Penn St.
23. Boston College
24. Green Bay
25. TCU

2006

AP

1. North Carolina
2. Ohio St.
3. Maryland
4. Duke
5. LSU
6. Tennessee
7. Oklahoma
8. Connecticut
9. Rutgers
10. Baylor
11. Purdue
12. Georgia
13. DePaul
(tie) Stanford
15. Arizona St.
16. Michigan St.
17. Louisiana Tech
18. Utah
19. Temple
20. Texas A&M
21. UCLA
22. BYU
23. Bowling Green
24. New Mexico
25. Minnesota

2007

AP

1. Duke
2. North Carolina
3. Tennessee
4. Connecticut
5. Stanford
6. Maryland
7. Vanderbilt
8. Ohio St.
9. Oklahoma
10. Arizona St.
11. Purdue
12. LSU
13. Georgia
14. George Washington
15. Rutgers
16. Texas A&M
17. Middle Tenn.
18. North Carolina St.
19. Baylor
20. Bowling Green
21. Green Bay
22. Marquette
23. Michigan St.
24. Iowa St.
25. Louisville

2006-07 Associated Press Week-by-Week Polls

Team	11/12	11/19	11/26	12/3	12/10	12/17	12/24	12/31	1/7	1/15	1/21	1/28	2/4	2/11	2/18	2/26	3/4	3/11
Arizona St.	11	13	14	13	10	10	10	T13	11	10	10	12	10	10	10	9	8	10
Arkansas	NR	NR	NR	NR	25	24	23	20	25	NR	NR	NR	NR	NR	NR	NR	NR	NR
Baylor	16	15	13	12	9	9	9	9	9	13	13	13	15	15	14	16	18	19
Bowling Green	NR	NR	NR	NR	NR	25	25	24	18	18	16	17	18	18	18	19	20	20
BYU	22	22	23	NR	NR	NR	NR	NR	NR	NR	NR	NR	NR	NR	NR	NR	NR	NR
California	18	16	16	16	15	15	18	21	22	21	20	21	20	22	NR	25	NR	NR
Connecticut	8	7	7	7	6	6	5	5	7	6	7	6	5	5	3	3	2	4
DePaul	T23	19	17	18	17	17	19	23	24	NR	NR	NR	NR	NR	NR	NR	NR	NR
Duke	6	5	5	4	4	4	3	3	3	1	1	1	1	1	1	1	1	1
George Washington	NR	23	21	21	20	19	17	16	12	11	11	11	8	8	9	8	15	14
Georgia	9	8	8	8	11	11	11	15	15	16	14	14	9	11	11	10	14	13
Green Bay	NR	NR	NR	NR	NR	NR	NR	NR	NR	NR	NR	24	24	NR	24	21	22	21
Iowa St.	NR	NR	NR	NR	NR	NR	NR	NR	NR	NR	NR	NR	NR	NR	NR	NR	NR	24
James Madison	NR	NR	NR	NR	NR	NR	NR	NR	NR	NR	NR	25	25	25	22	NR	NR	NR
Kansas St.	NR	NR	NR	NR	NR	NR	NR	NR	NR	25	NR	NR	NR	NR	NR	NR	NR	NR
Kentucky	21	20	24	NR	NR	NR	NR	NR	NR	NR	NR	NR	NR	NR	NR	NR	NR	NR
LSU	10	9	11	9	7	7	6	6	5	8	8	7	7	7	7	11	10	12
Louisville	NR	24	19	17	16	16	15	T13	17	15	18	19	17	20	23	20	23	25
Marquette	NR	NR	NR	24	21	21	20	18	16	19	17	16	23	21	19	23	21	22
Maryland	1	1	1	1	1	1	1	1	1	3	3	4	6	6	6	6	7	6
Michigan St.	17	17	20	20	18	20	21	19	20	23	23	NR	NR	24	20	22	24	23
Middle Tenn.	NR	NR	NR	NR	NR	NR	NR	NR	21	20	19	20	19	17	17	17	16	17
Mississippi	NR	NR	NR	NR	NR	NR	NR	NR	NR	24	22	NR	NR	NR	NR	NR	NR	NR
Montana	NR	NR	NR	NR	NR	NR	NR	NR	NR	NR	NR	NR	NR	NR	NR	NR	25	NR
Nebraska	NR	NR	NR	25	NR	NR	NR	NR	NR	NR	25	22	21	19	25	NR	NR	NR
New Mexico	T23	NR	NR	23	22	23	22	25	NR	NR	NR	NR	NR	NR	NR	NR	NR	NR
North Carolina	2	2	2	2	2	2	2	2	2	2	2	2	2	2	4	4	3	2
North Carolina St.	NR	NR	NR	NR	NR	NR	NR	NR	NR	NR	NR	NR	NR	NR	NR	24	17	18
Ohio St.	7	6	6	5	8	8	7	7	6	5	5	5	4	4	5	5	5	8
Oklahoma	3	3	3	3	3	3	8	8	8	7	6	9	12	14	13	12	11	9
Pittsburgh	NR	NR	NR	NR	24	22	24	22	NR	NR	NR	NR	NR	NR	NR	NR	NR	NR
Purdue	12	10	9	10	13	13	13	10	13	12	12	10	13	16	15	15	12	11
Rutgers	14	18	18	19	NR	NR	NR	NR	NR	NR	NR	23	22	23	21	18	19	15
Southern California	19	NR	NR	NR	NR	NR	NR	NR	NR	NR	NR	NR	NR	NR	NR	NR	NR	NR
Stanford	4	11	15	14	14	14	14	12	10	9	9	8	11	9	8	7	6	5
Tennessee	5	4	4	6	5	5	4	4	4	4	4	3	3	3	2	2	4	3
Texas	25	25	22	22	23	NR	NR	NR	23	22	24	NR	NR	NR	NR	NR	NR	NR
Texas A&M	13	12	10	15	19	18	16	17	19	17	21	18	16	13	16	14	13	16
Texas Tech	NR	NR	25	NR	NR	NR	NR	NR	NR	NR	NR	NR	NR	NR	NR	NR	NR	NR
UCLA	20	21	NR	NR	NR	NR	NR	NR	NR	NR	NR	NR	NR	NR	NR	NR	NR	NR
Vanderbilt	15	14	12	11	12	12	12	11	14	14	15	15	14	12	12	13	9	7

Final Post-Tournament Polls

Beginning with the 1985-86 season, the USA Today/ESPN poll has selected its Top 25 teams after the NCAA championship game.

USA Today's voting panel consists of 40 coaches representing a geographical mix of the nation and representing each of the nine Women's Basketball Coaches Association's districts.

In 1993, USA Today joined with Cable News Network (CNN) to compile the poll. In 1998, ESPN replaced CNN as USA Today's partner in compiling the poll.

1986

USA TODAY

1. Texas
2. Southern California
3. Western Ky.
4. Georgia
5. Tennessee
6. Mississippi
7. Louisiana Tech
8. LSU
9. Auburn
10. Rutgers
11. La.-Monroe
12. Long Beach St.
13. Penn St.
14. Virginia
15. North Carolina
16. James Madison
17. Ohio St.
18. Oklahoma
19. Iowa
20. Montana
21. Texas Tech
22. Southern Ill.
23. Drake
24. St. Joseph's
25. Vanderbilt

1987

USA TODAY

1. Tennessee
2. Louisiana Tech
3. Texas
4. Long Beach St.
5. Rutgers
6. Auburn
7. Iowa
8. Ohio St.
9. Georgia
10. Virginia
11. Mississippi
12. North Carolina St.
13. Southern Ill.
14. Southern California
15. James Madison
16. Penn St.
17. Old Dominion
18. Washington
19. LSU
20. Oregon
21. Vanderbilt
22. Villanova
23. Western Ky.
24. St. Joseph's
25. Drake

1988

USA TODAY

1. Louisiana Tech
2. Auburn
3. Tennessee
4. Long Beach St.
5. Texas
6. Iowa
7. Virginia
8. Maryland
9. Ohio St.
10. Georgia
11. Rutgers
12. Mississippi
13. Southern California
14. Stanford
15. James Madison
16. Washington
17. Montana
18. Stephen F. Austin
19. Western Ky.
20. Clemson
21. St. Joseph's
22. DePaul
23. New Mexico St.
24. South Carolina
25. Houston

1989

USA TODAY

1. Tennessee
2. Auburn
3. Maryland
4. Louisiana Tech
5. Stanford
6. Texas
7. Long Beach St.
8. Mississippi
9. Ohio St.
10. North Carolina St.
11. Iowa
12. UNLV
13. Clemson
14. LSU
15. Virginia
16. Stephen F. Austin
17. Purdue
18. Georgia
19. Colorado
20. Rutgers
21. Old Dominion
22. South Carolina
23. St. Joseph's
24. Tennessee Tech
25. James Madison

1990

USA TODAY

1. Stanford
2. Auburn
3. Virginia
4. Louisiana Tech
5. Tennessee
6. Texas
7. Washington
8. Arkansas
9. Stephen F. Austin
10. North Carolina St.
11. Providence
12. Mississippi
13. Georgia
14. Purdue
15. UNLV
16. South Carolina
17. Vanderbilt
18. Iowa
19. Clemson
20. Long Beach St.
21. Northern Ill.
22. Northwestern
23. Southern Miss.
24. Hawaii
25. Tennessee Tech

1991

USA TODAY

1. Tennessee
2. Virginia

3. Stanford
4. Connecticut
5. Auburn
6. Georgia
7. Lamar
8. Clemson
9. Penn St.
10. North Carolina St.
11. Western Ky.
12. Arkansas
13. Washington
14. Purdue
15. James Madison
16. Oklahoma St.
17. Long Beach St.
18. LSU
19. Stephen F. Austin
20. Vanderbilt
21. Iowa
22. UNLV
23. Northwestern
24. Providence
25. Texas

1992

USA TODAY

1. Stanford
2. Virginia
3. Western Ky.
4. Missouri St.
5. Tennessee
6. Mississippi
7. Vanderbilt
8. Maryland
9. Miami (Fla.)
10. Iowa
11. West Virginia
12. Southern California
13. Stephen F. Austin
14. Penn St.
15. Texas Tech
16. Purdue
17. Alabama
18. UCLA
19. Clemson
20. George Washington
21. UC Santa Barb.
22. Vermont
23. Texas
24. Creighton
25. Kansas

1993

USA TODAY/CNN

1. Texas Tech
2. Ohio St.
3. Iowa
4. Vanderbilt
5. Tennessee
6. Virginia
7. Stanford
8. Louisiana Tech
9. Colorado
10. Auburn
11. Stephen F. Austin
12. Western Ky.
13. Penn St.
14. Southern California
15. North Carolina
16. Georgetown
17. Missouri St.
18. Maryland
19. Texas
20. Miami (Fla.)
21. Georgia
22. Nebraska
23. Vermont
24. Hawaii
25. Alabama

1994

USA TODAY/CNN

1. North Carolina
2. Louisiana Tech
3. Purdue
4. Alabama
5. Tennessee
6. Penn St.
7. Connecticut
8. Stanford
9. Southern California
10. Colorado
11. Texas Tech
12. Virginia
13. Vanderbilt
14. Seton Hall
15. Iowa
16. Southern Miss.
17. Kansas
18. Montana
19. Texas A&M
20. Mississippi
21. Washington
22. Clemson
23. Texas
24. Florida Int'l
25. Florida

1995

USA TODAY/CNN

1. Connecticut
2. Tennessee
3. Stanford
4. Georgia
5. Colorado
6. Virginia
7. Texas Tech
8. Vanderbilt
9. Purdue
10. Louisiana Tech
11. North Carolina
12. Western Ky.
13. Washington
14. Alabama
15. George Washington
16. Penn St.
17. Duke
18. Florida
19. North Carolina St.
20. Arkansas
21. Oregon St.
22. Mississippi
23. Kansas
24. Drake
25. Montana

1996

USA TODAY/CNN

1. Tennessee
2. Georgia
3. Connecticut
4. Stanford
5. Louisiana Tech
6. Virginia
7. Vanderbilt
8. Auburn
9. Iowa
10. Old Dominion
11. Alabama
12. Texas Tech
13. Penn St.
14. Stephen F. Austin
15. Kansas
16. San Francisco
17. Clemson
18. Colorado
19. Duke
20. Wisconsin
21. Notre Dame
22. Florida
23. DePaul
24. Colorado St.
25. Texas

1997

USA TODAY/CNN

1. Tennessee
2. Old Dominion
3. Stanford
4. Connecticut
5. Notre Dame
6. Florida
7. Georgia
8. Louisiana Tech
9. North Carolina
10. George Washington
11. Alabama
12. LSU
13. Illinois
14. Virginia
15. Colorado
16. Kansas
17. Vanderbilt
18. Texas
19. Texas Tech
20. Auburn
21. Michigan St.
22. Stephen F. Austin
23. Purdue
24. Tulane
25. Clemson

1998

USA TODAY/ESPN

1. Tennessee
2. Louisiana Tech
3. North Carolina
4. North Carolina St.
5. Connecticut
6. Old Dominion
7. Arkansas
(tie) Duke
9. Arizona
10. Texas Tech
11. Purdue
12. Florida
13. Alabama
14. Illinois
15. Stanford
16. Rutgers
17. Notre Dame
18. Florida Int'l
19. Western Ky.
20. UCLA
21. Clemson
22. Kansas
23. Virginia
24. Iowa St.
25. Vanderbilt

1999

USA TODAY/ESPN

1. Purdue
2. Tennessee
3. Louisiana Tech
4. Connecticut
5. Old Dominion
6. Texas Tech
7. Colorado St.
8. Notre Dame
9. Rutgers
10. Clemson
(tie) Duke
12. Georgia
13. Virginia Tech
14. North Carolina
15. UCLA
16. Oregon
17. UC Santa Barb.
18. Penn St.
19. Iowa St.
20. Virginia
21. LSU
22. Alabama
23. Tulane
24. Florida Int'l
25. Toledo

2000

USA TODAY/ESPN

1. Connecticut
2. Tennessee
3. Penn St.
4. Rutgers
5. Georgia
6. Louisiana Tech
7. Texas Tech
8. LSU
9. Notre Dame
10. Iowa St.
11. Duke
12. Old Dominion
13. Oklahoma
14. Virginia
15. Mississippi St.
16. Purdue
17. Boston College
18. North Carolina
19. Auburn
20. Arizona
21. UC Santa Barb.
22. UAB
23. North Carolina St.
24. Tulane
25. Vanderbilt

2001

USA TODAY/ESPN

1. Notre Dame
2. Purdue
3. Connecticut
4. Missouri St.
5. Tennessee
6. Louisiana Tech
7. Vanderbilt
8. Duke
9. Xavier
10. Oklahoma
11. Texas Tech
12. Iowa St.
13. Georgia
14. Washington
15. Utah
16. North Carolina St.
17. Rutgers
18. Florida
19. Missouri
20. LSU
21. Iowa
22. Clemson
23. Colorado
24. Villanova
25. Florida St.

2002

USA TODAY/ESPN

1. Connecticut
2. Oklahoma
3. Tennessee
4. Duke
5. Vanderbilt
6. South Carolina
7. Old Dominion
8. Stanford
9. Colorado
10. Kansas St.
11. North Carolina
12. Texas Tech
13. Texas
14. Purdue
15. Baylor
16. Iowa St.
17. BYU
18. Penn St.
19. Louisiana Tech
20. Drake
21. Minnesota
22. LSU
23. Cincinnati
24. Colorado St.
25. TCU

2003

USA TODAY/ESPN

1. Connecticut
2. Tennessee
3. Texas
4. Duke
5. LSU
6. Texas Tech
7. Purdue
8. Villanova
9. Louisiana Tech
10. Kansas St.
11. Georgia
12. Penn St.
13. Minnesota
14. Stanford
15. North Carolina
16. Mississippi St.
17. Boston College
18. South Carolina
19. Colorado
20. Vanderbilt
21. Notre Dame
22. UC Santa Barb.
23. New Mexico
24. Green Bay
25. Arkansas

2004

USA TODAY/ ESPN/WBCA

1. Connecticut
2. Tennessee
3. LSU
4. Minnesota
5. Duke
6. Penn St.
7. Stanford
8. Georgia
9. Purdue
10. Texas
11. Baylor
12. Louisiana Tech
13. Vanderbilt
14. Boston College
15. Kansas St.
16. Houston
17. Texas Tech
18. Oklahoma
19. UC Santa Barb.
20. Notre Dame
21. North Carolina
22. TCU
23. Auburn
24. Colorado
25. DePaul

2005

USA TODAY/ ESPN/WBCA

1. Baylor
2. Michigan St.
3. LSU
4. Tennessee
5. Stanford
6. North Carolina
7. Rutgers
8. Duke
9. Ohio St.
10. Connecticut
11. Minnesota
12. Texas Tech
13. Georgia
14. Vanderbilt
15. Notre Dame
16. Arizona St.
17. Texas
18. Temple
19. Kansas St.
20. DePaul
21. Liberty
22. Southern California
23. Boston College
24. Maryland
25. Iowa St.

2006

USA TODAY/ ESPN/WBCA

1. Maryland
2. Duke
3. North Carolina
4. LSU
5. Tennessee
6. Connecticut
7. Stanford
8. Oklahoma
9. Rutgers
10. Ohio St.
11. Purdue
12. Utah
13. Georgia
14. Baylor
15. DePaul
16. Michigan St.
17. Arizona St.
18. UCLA
19. Boston College
20. BYU
21. New Mexico
22. Vanderbilt
23. Temple
24. Louisiana Tech
25. George Washington

2007

USA TODAY/ ESPN/WBCA

1. Tennessee
2. Rutgers
3. North Carolina
4. LSU
5. Connecticut
6. Duke
7. Purdue
8. Arizona St.
9. Oklahoma
10. Mississippi
11. George Washington
12. North Carolina St.
13. Georgia
14. Maryland
15. Bowling Green
16. Stanford
17. Vanderbilt
18. Ohio St.
19. Florida St.
20. Baylor
21. Texas A&M
22. Marist
23. Middle Tenn.
24. Louisville
25. Michigan St.

2006-07 USA Today-ESPN Week-by-Week Polls

Team	11/13	11/20	11/27	12/4	12/11	12/18	12/25	1/1	1/8	1/15	1/22	1/29	2/5	2/12	2/19	2/26	3/5	3/11	4/4
Arizona St.	11	12	12	13	11	10	11	14	11	10	10	10	8	8	8	7	8	9	8
Arkansas	NR	NR	NR	NR	NR	24	24	23	NR	NR	NR	NR	NR	NR	NR	NR	NR	NR	NR
Baylor	16	15	13	12	9	9	9	9	9	12	11	11	15	14	14	15	17	17	20
Boston College	NR	22	NR	NR	NR	NR	NR	NR	NR	NR	NR	NR	NR	NR	NR	NR	NR	NR	NR
Bowling Green	NR	NR	24	T22	21	21	21	19	18	17	16	16	17	17	16	18	18	19	15
BYU	18	23	22	NR	NR	NR	NR	NR	NR	NR	NR	NR	NR	NR	NR	NR	NR	NR	NR
California	19	17	16	17	16	16	19	21	22	22	22	21	20	22	NR	24	25	NR	NR
Connecticut	7	7	7	7	6	6	5	5	5	5	5	5	4	4	3	3	2	3	5
DePaul	22	20	21	20	18	17	18	24	24	NR	NR	NR	NR	NR	NR	NR	NR	NR	NR
Duke	5	5	5	4	4	4	3	3	3	1	1	1	1	1	1	1	1	1	6
Florida St.	NR	NR	NR	25	23	NR	NR	NR	NR	NR	NR	NR	NR	NR	NR	NR	NR	NR	19
George Washington	25	21	20	19	20	18	16	16	14	13	12	12	T9	9	9	9	13	13	11
Georgia	8	8	8	8	10	11	10	15	15	16	15	14	12	12	T12	12	14	14	13
Green Bay	NR	NR	NR	NR	NR	NR	NR	NR	NR	NR	NR	24	25	25	23	20	22	22	NR
Iowa St.	NR	NR	NR	NR	NR	NR	NR	NR	NR	NR	NR	NR	NR	NR	NR	NR	NR	25	NR
James Madison	NR	NR	NR	NR	NR	NR	NR	NR	NR	NR	NR	NR	NR	NR	25	NR	NR	NR	NR
Kentucky	24	24	NR	NR	NR	NR	NR	NR	NR	NR	NR	NR	NR	NR	NR	NR	NR	NR	NR
LSU	9	9	11	10	7	7	6	6	6	8	8	7	7	7	7	10	10	11	4
Louisville	NR	25	19	16	14	14	14	13	16	15	17	17	16	19	21	T21	24	24	24
Marist	NR	NR	NR	NR	NR	NR	NR	NR	NR	NR	NR	NR	NR	NR	NR	NR	NR	NR	22
Marquette	NR	NR	NR	NR	25	23	22	20	17	19	18	18	22	21	19	19	21	21	NR
Maryland	1	1	1	1	1	1	1	1	1	3	3	4	6	6	5	5	5	6	14
Michigan St.	17	16	18	18	17	20	20	18	20	21	21	23	24	24	20	23	23	23	25
Middle Tenn.	NR	NR	NR	NR	NR	NR	NR	25	21	20	19	19	18	18	17	17	16	16	23
Mississippi	NR	NR	NR	NR	NR	NR	NR	NR	NR	NR	T25	NR	NR	NR	NR	NR	NR	NR	10
Nebraska	NR	NR	NR	NR	NR	NR	NR	NR	NR	NR	T25	22	21	20	24	NR	NR	NR	NR
New Mexico	NR	NR	NR	NR	NR	25	25	NR	NR	NR	NR	NR	NR	NR	NR	NR	NR	NR	NR
North Carolina	2	2	2	2	2	2	2	2	2	2	2	2	2	2	4	4	3	2	3
North Carolina St.	NR	NR	NR	NR	NR	NR	NR	NR	NR	NR	NR	NR	NR	NR	NR	25	20	20	12
Ohio St.	6	6	6	6	8	8	8	8	8	7	7	6	5	5	6	6	7	7	18
Oklahoma	3	3	3	3	3	3	7	7	7	6	6	8	T9	11	11	11	11	10	9
Pittsburgh	NR	NR	NR	24	22	22	23	22	23	25	23	NR	NR	NR	NR	NR	NR	NR	NR
Purdue	13	10	9	9	13	13	13	11	13	14	13	13	13	15	15	14	12	12	7
Rutgers	12	18	17	21	NR	NR	NR	NR	NR	NR	NR	25	23	23	22	T21	19	18	2
Southern California	20	NR	NR	NR	NR	NR	NR	NR	NR	NR	NR	NR	NR	NR	NR	NR	NR	NR	NR
Stanford	10	11	15	15	15	15	15	12	10	9	9	9	11	10	10	8	6	5	16
Tennessee	4	4	4	5	5	5	4	4	4	4	4	3	3	3	2	2	4	4	1
Texas	NR	NR	25	T22	24	NR	NR	NR	NR	24	24	NR	NR	NR	NR	NR	NR	NR	NR
Texas A&M	14	13	10	14	19	19	17	17	19	18	20	20	19	16	18	16	15	15	21
TCU	NR	NR	NR	NR	NR	NR	NR	NR	25	23	NR	NR	NR	NR	NR	NR	NR	NR	NR
Texas Tech	NR	NR	23	NR	NR	NR	NR	NR	NR	NR	NR	NR	NR	NR	NR	NR	NR	NR	NR
UCLA	21	19	NR	NR	NR	NR	NR	NR	NR	NR	NR	NR	NR	NR	NR	NR	NR	NR	NR
Vanderbilt	15	14	14	11	12	12	12	10	12	11	14	15	14	13	T12	13	9	8	17
Washington	23	NR	NR	NR	NR	NR	NR	NR	NR	NR	NR	NR	NR	NR	NR	NR	NR	NR	NR

No. 1 vs. No. 2

Following is a list of games between the No. 1 and No. 2 ranked teams in women's college basketball. The No. 1 team has won 17 of 34 meetings. These games are reflective of Associated Press polls compiled by Mel Greenberg of the Philadelphia Inquirer based on the votes of women's coaches.

1979— No. 1 Old Dominion defeated No. 2 Louisiana Tech, 75-65, for the Association of Intercollegiate Athletics for Women (AIAW) championship, at Greensboro, North Carolina.

1980— No. 1 Old Dominion defeated No. 2 Texas, 75-45, at Norfolk, Virginia.

1980— No. 1 Old Dominion defeated No. 2 Tennessee, 68-53, for the AIAW championship, at Mount Pleasant, Michigan.

1981— No. 1 Louisiana Tech defeated No. 2 Old Dominion, 81-47, at Ruston, Louisiana.

1981— No. 1 Louisiana Tech defeated No. 2 Tennessee, 79-59, for the AIAW championship, at Eugene, Oregon.

1981— No. 1 Louisiana Tech defeated No. 2 Old Dominion, 68-51, at New York.

1982— No. 1 Louisiana Tech defeated No. 2 Cheyney, 76-62, for the first NCAA championship, at Norfolk, Virginia.

1982— No. 1 Southern California defeated No. 2 Louisiana Tech, 64-58, at Ruston, Louisiana.

1983— No. 2 Louisiana Tech defeated No. 1 Southern California, 58-56, at Los Angeles.

1983— No. 2 Southern California defeated No. 1 Louisiana Tech, 69-67, for the second NCAA championship, at Norfolk, Virginia.

1984— No. 2 Louisiana Tech defeated No. 1 Southern California, 75-66, at Ruston, Louisiana.

1984— No. 2 Louisiana Tech defeated No. 1 Texas, 85-60, in the NCAA Midwest Regional, at Ruston, Louisiana.

1985— No. 1 Old Dominion defeated No. 2 Long Beach St., 84-71, at Norfolk, Virginia.

1986— No. 2 Texas defeated No. 1 Tennessee, 88-74, at Miami, Florida.

1987— No. 2 Texas defeated No. 1 Tennessee, 97-78, at Knoxville, Tennessee.

1988— No. 1 Tennessee defeated No. 2 Long Beach St., 88-74, at Knoxville, Tennessee.

1989— No. 2 Tennessee defeated No. 1 Auburn, 66-61, for the Southeastern Conference championship, at Albany, Georgia.

1989— No. 1 Tennessee defeated No. 2 Auburn, 76-60, for the eighth NCAA championship, at Tacoma, Washington.

1989— No. 2 Louisiana Tech defeated No. 1 Tennessee, 59-58, at Knoxville, Tennessee.

1992— No. 2 Virginia defeated No. 1 Maryland, 75-74, at College Park, Maryland.

1992— No. 2 Tennessee defeated No. 1 Stanford, 74-73, in overtime, at Honolulu, Hawaii.

1992— No. 1 Tennessee defeated No. 2 Stanford, 84-79, at Knoxville, Tennessee.

1993— No. 2 Tennessee defeated No. 1 Vanderbilt, 73-68, at Nashville, Tennessee.

1994— No. 1 Tennessee defeated No. 2 Stanford, 105-69, on Dec. 1, at Knoxville, Tennessee.

1995— No. 2 Connecticut defeated No. 1 Tennessee, 77-66, on Jan. 16, at Storrs, Connecticut.

1996— No. 1 Stanford defeated No. 2 Alabama, 74-65, on Nov. 17, at Stanford, California.

1999— No. 2 Tennessee defeated No. 1 Connecticut, 92-81, on Jan. 10, at Storrs, Connecticut.

2000— No. 1 Connecticut defeated No. 2 Tennessee, 74-67, on Jan. 8 at Knoxville, Tennessee. No. 1 Connecticut won the NCAA title with a 71-52 win over No. 2 Tennessee (tied for No. 2 with Georgia) on April 2 at Philadelphia.

2001— No. 2 Connecticut defeated No. 1 Notre Dame, 78-76, on March 7 at Storrs, Connecticut. No. 2 Notre Dame defeated No. 1 Connecticut in the NCAA semifinals, 90-75, on March 30 at St. Louis.

2002— No. 1 Connecticut defeated No. 2 Tennessee, 86-72, in Knoxville, Tennessee, on Jan. 5. No. 1 Connecticut won the NCAA title with an 82-70 win over No. 2 Oklahoma March 29 in San Antonio.

2002— No. 1 Duke defeated No. 2 Tennessee, 76-55, in Raleigh, North Carolina, on Nov. 24, in the inaugural women's Jimmy V Classic.

2003— No. 2 Connecticut defeated No. 1 Duke, 77-65, in Durham, North Carolina, on Feb. 1. It was the 59th consecutive victory for the Huskies.

2004— No. 2 Tennessee defeated No. 1 Duke, 72-69, in Durham, North Carolina, on Jan. 24.

2006— No. 2 Duke defeated No. 1 Tennessee, 75-53, in Durham, North Carolina, on Jan. 23.

2007— No. 1 Duke defeated No. 2 North Carolina, 64-53, in Chapel Hill, North Carolina, on Feb. 8.

Division II Records

Individual Records 42
Individual Leaders 43
Annual Individual Champions 52
Team Records 54
Team Leaders 55
Annual Team Champions 58
All-Time Winningest Teams 60
Years of Division II Classification 63

Individual Records

Official NCAA women's basketball records began with the 1981-82 season and are based on information submitted to the NCAA statistics service by institutions participating in the weekly statistics rankings. Official career records include only those seasons in Division II during the era of official NCAA statistics, which began with the 1981-82 season. Three-point field goals were added in 1987-88, assists were added in 1988-89 and blocked shots and steals were added in 1992-93. In statistical rankings, the rounding of percentages and/or averages may indicate ties where none exist. In these cases, the numerical order of the rankings is accurate.

Scoring

POINTS

Game
67—Jackie Givens, Fort Valley St. vs. Knoxville, Feb. 22, 1991 (25 FGs, 6 3FGs, 11 FTs)

Season
1,075—Jackie Givens, Fort Valley St., 1991 (369 FGs, 120 3FGs, 217 FTs, 28 games)

Career
2,810—Dina Kangas, Minn. Duluth, 1988-91 (1,170 FGs, 25 3FGs, 445 FTs, 124 games)

AVERAGE PER GAME

Season
38.4—Jackie Givens, Fort Valley St., 1991 (1,075 in 28)

Career
(Min. 1,300 points) 28.3—Paulette King, Florida Tech, 1992-93 (1,668 in 59)

DOUBLE-FIGURE SCORING GAMES

Consecutive
94—Dina Kangas, Minn. Duluth, from Nov. 19, 1988, to March 8, 1991

Career
116—Jennifer Brabson, Francis Marion, 1997-00 (124 games)

TRIPLE DOUBLE GAMES*

Season
14—Rachel Sloan, Presbyterian, 1999 (30 games); Tianna Kirkland, Ferris St., 2001 (25 games)

Career
41—Rachel Sloan, Presbyterian, 1998-01 (121 games)

**Double figures in any combination of three categories in a single game (scoring, rebounding, blocked shots, steals or assists).*

Field Goals

FIELD GOALS

Game
26—Jackie Givens, Fort Valley St. vs. LeMoyne-Owen, Feb. 2, 1991

Season
420—Tysell Bozeman, Felician, 2003 (990 attempts)

Career
1,170—Dina Kangas, Minn. Duluth, 1988-91 (2,207 attempts)

CONSECUTIVE FIELD GOALS

Game
17—Maria Teal, Barry vs. Fla. Southern, Feb. 13, 1991

Season
25—Temeshia Dawkins, Wingate, from Dec. 5, 1998, to Dec. 9, 1998 (also career record)

FIELD-GOAL ATTEMPTS

Game
62—Jackie Givens, Fort Valley St. vs. Knoxville, Feb. 22, 1991 (25 made)

Season
892—Jackie Givens, Fort Valley St., 1991 (369 made)

Career
2,298—Kammy Brown, Virginia St., 1987-90 (887 made)

FIELD-GOAL PERCENTAGE

Game
(Best perfect game) 100.0%—Liz Davies, Bryant vs. St. Michael's, Jan. 28, 1995 (15 of 15)

Season
76.0%—Deidre Williams, Valdosta St., 1996 (219 of 288)

Career
(Min. 400 made) 67.6%—Deidre Williams, Valdosta St., 1993-96 (490 of 725)

Three-Point Field Goals

THREE-POINT FIELD GOALS

Game
16—Ashley Reed, Fairmont St. vs Columbia Union, Dec. 4, 2005 (27 attempts)

Season
145—Kanani Marshal, Tex. A&M-Commerce, 2007 (338 attempts)

Career
385—Lorie Martinez, Tex. A&M-Kingsville, 1998-01 (117 games, 1,077 attempts)

THREE-POINT FIELD GOALS PER GAME

Season
4.8—Lisa Blackmon-Phillips, West Ga., 1989 (138 in 29)

Career
(Min. 150 made) 4.3—Lisa Blackmon-Phillips, West Ga., 1988-89 (219 in 51)

CONSECUTIVE THREE-POINT FIELD GOALS

Game
11—Diane Dodge, Quinnipiac vs. New Haven, Feb. 6, 1989

Season
14—Ashley King, Abilene Christian, from Feb. 28, 2004, to March 5, 2004 (also career record)

CONSECUTIVE GAMES SCORING A THREE-POINT FIELD GOAL

Season
32—Shannon Coakley, Clarion, from Nov. 16, 1990, to March 16, 1991

Career
81—Betsy Bergdoll, Queens (N.C.), from Nov. 20, 1990, to Feb. 18, 1993

THREE-POINT FIELD-GOAL ATTEMPTS

Game
27—Janell Gerk, S.C.-Aiken vs. Charleston So., Dec. 3, 1999 (10 made)

Season
391—Lisa Blackmon-Phillips, West Ga., 1989 (138 made)

Career
1,077—Lorie Martinez, Tex. A&M-Kingsville, 1998-01 (117 games, 385 made)

THREE-POINT FIELD-GOAL PERCENTAGE

Game
(Best perfect game) 100%—Reagan Housch, Columbus St. vs. S.C. Upstate, Jan. 27, 1999 (8 of 8); Ashley King, Abilene Christian vs. East Central, March 2, 2004 (8 of 8); Bethanie Mandresch, Queens (N.Y.) vs. Dowling, Jan. 23, 2007 (8 of 8)

Season
56.3%—Durene Heisler, North Dakota, 1990 (63 of 112); Becky Mauck, North Ala., 1998 (45 of 80)

Career
(Min. 150 made) 47.1%—Angie Dobbs, Navy, 1989-91 (160 of 340)

Free Throws

FREE THROWS

Game (Including Overtimes)
29—Lori Charnoplosky, Glenville St. vs. Davis & Elkins, Jan. 30, 1995 (36 attempts, 2 ot)

Game (Regulation Time)
23—Lena Elliott, Eckerd vs. Lynn, Dec. 9, 1995 (25 attempts)

Season
266—Lisa Miller, IPFW, 1992 (336 attempts)

Career
753—Natoshia Williams, Fort Valley St., 1993-96 (1,320 attempts)

CONSECUTIVE FREE THROWS

Game
22—Missy Gaudagnino, Nova Southeastern vs. Fla. Southern, Jan. 25, 2006

Season
53—Denise Gallo, Pitt.-Johnstown, from Feb. 1, 1996, to Feb. 20, 1996 (also career record)

FREE-THROW ATTEMPTS

Game (Including Overtimes)
36—Lori Charnoplosky, Glenville St. vs. Davis & Elkins, Jan. 30, 1995 (29 made, 2 ot)

Game (Regulation Time)
28—Amy Crossman, Pace vs. St. Anselm, Nov. 18, 1989 (20 made); Jennifer Hilliard, Presbyterian vs. Erskine, Dec. 2, 1992 (21 made); Jacquie Negrelli, Indiana (Pa.) vs. Bowie St., Nov. 16, 2001 (18 made)

Season
406—Natoshia Williams, Fort Valley St., 1994 (214 made)

Career
1,320—Natoshia Williams, Fort Valley St., 1993-96 (753 made)

FREE-THROW PERCENTAGE

Game
(Best perfect game) 100%—Missy Guadagnino, Nova Southeastern vs. Fla. Southern, Jan. 25, 2006 (22 of 22)

Season
93.7%—Amber Rutherford, North Ala., 2007 (134 of 143)

Career
88.5%—Darlene Hildebrand, Philadelphia U., 1992-95 (547 of 618)

Rebounds

REBOUNDS

Game
36—Christine DeSaine, West Va. Tech vs. Ohio Valley, Jan. 30, 1995

Season
635—Francine Perry, Quinnipiac, 1982 (28 games)

Career
1,626—Francine Perry, Quinnipiac, 1982-85 (103 games)

AVERAGE PER GAME

Season
22.7—Francine Perry, Quinnipiac, 1982 (635 in 28)

Career
(Min. 900) 18.4—Norma Knight, Norfolk St., 1982-83 (937 in 51)

Assists

ASSISTS

Game
24—Joanna Bernabei, West Liberty St. vs. West Virginia St., Feb. 8, 1997

Season
309—Selina Bynum, Albany St. (Ga.), 1992 (26 games)

Career
1,107—Joanna Bernabei, West Liberty St., 1994-97 (116 games)

AVERAGE PER GAME

Season
11.9—Selina Bynum, Albany St. (Ga.), 1992 (309 in 26)

Career
(Min. 500) 9.5—Joanna Bernabei, West Liberty St., 1994-97 (1,107 in 116)

Blocked Shots

BLOCKED SHOTS

Game
20—LaKisha Phifer, St. Paul's vs. Virginia Union, Jan. 23, 1996

Season
219—LaKisha Phifer, St. Paul's, 1996 (25 games)
Career
533—LaKisha Phifer, St. Paul's, 1996-97, 99 (76 games)
AVERAGE PER GAME
Season
8.8—LaKisha Phifer, St. Paul's, 1996 (219 in 25)
Career
7.0—LaKisha Phifer, St. Paul's, 1996-97, 99 (533 in 76)

Steals

STEALS
Game
20—Kristen Skoglund, St. Anselm vs. Southern N.H. Jan. 17, 1996
Season
192—Hayley Blue, Charleston (W.V.), 1999 (28 games)
Career
667—Carone Harris, Central Ark., 2002-05 (132 games)
AVERAGE PER GAME
Season
6.9—Hayley Blue, Charleston (W.V.), 1999 (192 in 28)
Career
5.4—Hayley Blue, Charleston (W.V.) 1996-99 (605 in 113)

Games

GAMES PLAYED
Career
135—Bri Fecteau, Bentley, 1997-99, 2001; April Roadhouse, Washburn, 2003-06

Minutes Played

Game
60—Amy Mueller, Incarnate Word vs. St. Edward's, Feb. 24, 2005 (4 ot)

Individual Leaders

Single-Game Records

SCORING

Pts.	Player, Team vs. Opponent	Date
67	Jackie Givens, Fort Valley St. vs. Knoxville	Feb. 22, 1991
64	Kim Brewington, Johnson C. Smith vs. Livingstone	Jan. 6, 1990
63	Jackie Givens, Fort Valley St. vs. LeMoyne-Owen	Feb. 2, 1991
61	Tysell Bozeman, Felician vs. Dominican (N.Y.)	Dec. 20, 2002
59	Konecka Drakeford, Johnson C. Smith vs. Fayetteville St.	Feb. 18, 1998
59	Cassie King, N.C. Central vs. Bowie St.	March 1, 2005
58	Carolyn Brown, St. Augustine's vs. Tampa	Dec. 5, 1993
55	Jackie Givens, Fort Valley St. vs. LeMoyne-Owen	Dec 11, 1990
53	Renee Rice, Armstrong Atlantic vs. Brewton-Parker	1992
52	Linda Krawford, Oakland vs. Michigan Tech	1983
52	Carolyn Huntley, Winston-Salem vs. Lenoir-Rhyne	1986
52	Jackie Dolberry, Hampton vs. N.C. Central	1989
52	Jackie Givens, Fort Valley St. vs. Clark Atlanta	1991
52	Gina Flowers, West Ga. vs. Miles	1992
52	Julie Heldt, Northern Mich. vs. Wis.-Parkside	1993
51	Jeannette Yeoman, St. Joseph's (Ind.) vs. Lewis	1990
51	Latina Bullock, Norfolk St. vs. Elizabeth City St.	1996
50	Belinda Hill, Bridgeport vs. Assumption	1987
50	Shannon Williams, Valdosta St. vs. Fla. Southern	1987
50	Jeannette Yeoman, St. Joseph's (Ind.) vs. Northern Ky.	1988
50	Kim Brewington, Johnson C. Smith vs. Livingstone	1990
50	Rosalyn Phillips, West Ala. vs. Tougaloo	1994
50	LeAnn Freeland, Southern Ind. vs. IPFW	1995
50	Allyson Hardy, Bowie St. vs. St. Augustine's	Feb. 23, 2004
50	Ashley Reed, Fairmont St. vs. Columbia Union	Dec. 4, 2005

FIELD-GOAL PERCENTAGE (minimum 14 field goals made)

Pct.	Player, Team vs. Opponent	Date
1.000	Liz Davies, Bryant vs. St. Michael's (15-15)	Jan. 28, 1995
1.000	Melanie Carter, Abilene Christian vs. St. Edward's (14-14)	Dec. 18, 2001
1.000	Kelley Berglund, Seattle Pacific vs. Alas. Anchorage (14-14)	Jan. 10, 2002
.941	Lindsey Dietz, Minn. Duluth vs. Bemidji St. (16-17)	Dec. 15, 2003
.938	Jackie Bucher, Abilene Christian vs. Tex. A&M-Commerce (14-15)	Feb. 17, 2000
.933	Shannon Hornberger, Philadelphia U. vs. Southampton (14-15)	Feb. 17, 1996
.933	Rose Wood, Cheyney vs. Elizabeth City St. (14-15)	Dec. 6, 1997
.933	Christy Peabody, West Liberty St. vs. Fairmont St. (14-15)	Feb. 22, 1997
.933	Eileen Weber, Southern Ind. vs. Ky. Wesleyan (14-15)	Feb. 17, 1998
.933	Demetria McDlouden, Armstrong Atlantic vs. Florida Tech (14-15)	Dec. 3, 1998
.933	Michelle Cottrell, Northern Ky. vs. Lewis (14-15)	Jan. 14, 1999
.933	Janelle Klein, Pittsburg St. vs. Mo. Western St. (14-15)	Jan. 19, 2005
.933	Catherine Portyrata, Ashland vs. Ohio Valley (14-15)	Nov. 25, 2006
.913	Latina Bullock, Norfolk St. vs. Elizabeth City St. (21-23)	Feb. 17, 1996
.833	Kim Cummings, Bentley vs. Norfolk St. (15-18)	March 20, 1993
.800	Malissa Stephenson, Dist. Columbia vs. NYIT (20-25)	Feb. 23, 1989

THREE-POINT FIELD GOALS (since 1988)

3 pt FG	Player, Team vs. Opponent	Date
16	Ashley Reed, Fairmont St. vs Columbia Union	Dec. 4, 2005
12	Lara Thornton, California (Pa.) vs. Clarion	March 5, 1994
11	Lisa Blackmon-Phillips, West Ga. vs. Troy	Feb. 23, 1989
11	Christine Keenan, Florida Tech vs. Flagler	Feb. 3, 1992
11	Carolyn Brown, St. Augustine's vs. Tampa	Dec. 5, 1992
11	Jackie Carter, Virginia St. vs. St. Paul's	Jan. 23, 1993
11	Sharon Harris, Morris Brown vs. Clark Atlanta	Feb. 2, 1994
11	Laura Satterfield, Mo.-St. Louis vs. Tampa	Nov. 26, 1994
11	Jenni Miller, Pittsburg St. vs. Truman	Jan. 28, 1995
11	Patrice Peeler, Lees-McRae vs. Mount Olive	Jan. 17, 1998
11	Krisztina Hollosy, Ark.-Monticello vs. Ark. Baptist	Dec. 7, 1999
11	Stacey Moore, West Liberty St. vs. Salem Int'l	Feb. 17, 2005
11	Kanani Marshal, Tex. A&M-Commerce vs. Southwestern Okla.	Feb. 24, 2007
10	Susan Theroff, Truman vs. Quincy	Feb. 26, 1990
10	Jackie Givens, Fort Valley St. vs. Clark Atlanta	Feb. 16, 1991
10	Gina Flowers, West Ga. vs. Miles	Jan. 23, 1992
10	Rochelle Curry, N.M. Highlands vs. Colorado St.-Pueblo	Jan. 18, 1994
10	Lara Thornton, California (Pa.) vs. Lock Haven	Feb. 19, 1994
10	Michelle Eddy, Jacksonville St. vs. Tougaloo	Jan. 18, 1995
10	Kristen Breen, Southern Conn. St. vs. Molloy	Nov. 18, 1995
10	Angelic Trujillo, N.M. Highlands vs. Adams St.	Feb. 16, 1999
10	Janell Gerk, S.C.-Aiken vs. Charleston So.	Dec. 3, 1999
10	Rachel Schroeder, Findlay vs. Wilberforce	Dec. 15, 2000
10	Krystal Henson, Edinboro vs. Columbia Union	Dec. 4, 2001
10	Shea Kester, Tarleton St. vs. National Christian	Dec. 13, 2001
10	Audrey Martinez, Tex. A&M-Kingsville vs. National Christian	Dec. 15, 2001
10	Adrienne Reese, Philadelphia U. vs. Mercy	Jan. 3, 2002
10	Tara Johnson, West Liberty St. vs. Bluefield St.	Feb. 15, 2003
10	Erin Menard, Washburn vs. Truman	Jan. 17, 2004
10	Carlee Howard, West Tex. A&M vs. Tex. A&M-Commerce	Feb. 19, 2004
10	Sharon Ballenger, Angelo St. vs. Cameron	March 2, 2004
10	Stacey Moore, West Liberty St. vs. Concord	Feb. 11, 2005
10	Valicia Brown, St. Augustine's vs. Catawba	Jan. 2, 2006
10	Erin White, Queens (N.Y.) vs. Concordia (N.Y.)	Feb. 4, 2006
10	Chelsea Miller, Oakland City vs. Robert Morris-Springfield	Feb. 24, 2006
10	Kanani Marshal, Tex. A&M-Commerce vs. Texas Col.	Nov. 15, 2006
10	Ashli Oliver, Tusculum vs. Mars Hill	Feb. 21, 2007

THREE-POINT FIELD GOAL PERCENTAGE
(minimum six three-point field goals made; since 1988)

Pct.	Player, Team vs. Opponent	Date
1.000	Reagan Housch, Columbus St. vs. S.C. Upstate (8-8)	Jan. 27, 1999
1.000	Ashley King, Abilene Christian vs. East Central (8-8)	March 2, 2004
1.000	Bethanie Mandresch, Queens (N.Y.) vs. Dowling (8-8)	Jan. 23, 2007
1.000	Denise Nehme, Northern Colo. vs. Minn. St. Mankato (7-7)	Jan. 30, 1993
1.000	Nancy Somers, Mo. Southern St. vs. Northwest Mo. St. (7-7)	March 2, 1993
1.000	Nicole Quast, Fort Lewis vs. Northwest Nazarene (7-7)	Nov. 20, 2004
1.000	Melissa Woods, Erskine vs. North Greenville (7-7)	Jan. 8, 2005
1.000	Jodi Ireland, Ashland vs. Lewis (6-6)	Jan. 18, 1990
1.000	Trish Van Diggelen, Mo.-Rolla vs. Mo. Western St. (6-6)	Jan. 12, 1991
1.000	Tracey Pudenz, North Dakota vs. Minn. Duluth (6-6)	Dec. 29, 1993
1.000	Schree Eackles, Henderson St. vs. Central Ark. (6-6)	Feb. 12, 1998
1.000	Jenni Winter, Mont. St.-Billings vs. Black Hills St. (6-6)	Dec. 21, 1998
1.000	Jacquelyn Tennies, Cal St. L.A. vs. Cal St. Bakersfield (6-6)	Jan. 17, 2004

Pct.	Player, Team vs. Opponent	Date
1.000	Ashley Reed, Fairmont St. vs. Columbia Union (6-6)	Jan. 3, 2005
1.000	Jodi Gerald, Western Wash. vs. Central Wash. (6-6)	Feb. 24, 2005
1.000	Maria Kasza, Northern Mich. vs. Milwaukee (6-6)	Dec. 11, 2005
1.000	Brittany Cawley, Nyack vs. Philadelphia U. (6-6)	Jan. 14, 2006
1.000	Diana Lopez, Regis (Colo.) vs. Chadron St. (6-6)	Feb. 18, 2006
1.000	Hillary Hampton, Catawba vs. St. Augustine's (6-6)	Nov. 21, 2006

FREE-THROW PERCENTAGE (minimum 18 free throws made)

Pct.	Player, Team vs. Opponent	Date
1.000	Missy Guadagnino, Nova Southeastern vs. Fla. Southern (22 of 22)	Jan. 25, 2006
1.000	Karen Armold, Millersville vs. Philadelphia U. (19-19)	Dec. 11, 1989
1.000	Diane Nicholls, Sacred Heart vs. Mass.-Lowell (18-18)	Jan. 19, 1991
1.000	Tracy Spencer, Shippensburg vs. Clarion (18-18)	Jan. 13, 1996
1.000	Denise Gallo, Pitt.-Johnstown vs. Alderson-Broaddus (18-18)	Feb. 12, 1996
1.000	Sara Davis, Colo. Christian vs. N.M. Highlands (18-18)	Jan. 7, 2006

REBOUNDS

Reb.	Player, Team vs. Opponent	Date
36	Christine DeSaine, West Va. Tech vs. Ohio Valley	Jan. 30, 1995
35	Chanel Hamilton, Dist. Columbia vs. NYIT	Nov. 26, 1982
35	Kim Ambrose, Shaw vs. St. Augustine's	Jan. 28, 1984
33	Yolanda Griffith, Fla. Atlantic vs. Florida Int'l	Feb. 27, 1993
32	Von Fulmore, N.C. Central vs. UNC Asheville	Feb. 1, 1986
31	Lisa McCarthy, Assumption vs. St. Michael's	Feb. 12, 1983
31	Kim Zornow, Pace vs. Southampton	Jan. 10, 1988
30	Francine Perry, Quinnipiac vs. Mass.-Dartmouth	Feb. 1, 1982
30	Sherri Riddicks, Albany St. (Ga.) vs. LeMoyne-Owen	Feb. 28, 1991
30	Tricia Hampton, Angelo St. vs. Tex. A&M-Kingsville	Jan. 20, 1992
30	Lanora Ingram, Kentucky St. vs. Tuskegee	Jan. 15, 1996
29	Brenda Satcher, Mississippi-Women vs. Blue Mountain	Feb. 15, 1983
29	Francine Perry, Quinnipiac vs. Delaware St.	Jan. 25, 1984
29	Tammy Dorsey, Clark Atlanta vs. Morris Brown	Feb. 18, 1984
29	Letty Huntzman, Immaculata vs. Richard Stockton	Feb. 6, 1985
29	Amanda Ray, Fort Valley St. vs. Lane	Jan. 13, 2005

ASSISTS (since 1989)

Ast.	Player, Team vs. Opponent	Date
24	Joanna Bernabei, West Liberty St. vs. West Virginia St.	Feb. 8, 1997
23	Selina Bynum, Albany St. (Ga.) vs. LeMoyne-Owen	Jan. 13, 1993
23	Tina Epps, Clark Atlanta vs. Fisk	Feb. 23, 1996
21	Lori Richelderfer, California (Pa.) vs. Millersville	Dec. 10, 1993
21	Carla Gladden, St. Augustine's vs. Livingstone	Jan. 27, 1996
20	Selina Bynum, Albany St. (Ga.) vs. Tuskegee	Feb. 20, 1991
20	Lisa Rice, Norfolk St. vs. Shaw	Feb. 25, 1995
20	Lamonica Filer, Norfolk St. vs. N.C. Central	Feb. 24, 1996
19	Astrid Soulette, Fla. Atlantic vs. Claflin	Jan. 10, 1990
19	Pat Neder, Winona St. vs. Northern St.	Jan. 26, 1990
19	Adrian Elliott, Virginia St. vs. Hampton	Feb. 20, 1990
19	Michelle Schuler, Angelo St. vs. Tex. A&M-Kingsville	Jan. 14, 1991
19	Selina Bynum, Albany St. (Ga.) vs. Fla. Atlantic	Jan. 30, 1992
19	Lisa Rice, Norfolk St. vs. Virginia Union	Feb. 26, 1993
19	Cynthia Thomas, Wingate vs. Catawba	Jan. 18, 1995
19	Barbara Hester, Columbus St. vs. Tuskegee	Feb. 20, 1995
19	Pam Cummings, Northwest Mo. St. vs. Lincoln (Mo.)	Jan. 31, 1998
19	Ebony Vincent, Wayne St. (Mich.) vs. Mercyhurst	Feb. 28, 2004

BLOCKED SHOTS (since 1993)

Blk.	Player, Team vs. Opponent	Date
20	LaKisha Phifer, St. Paul's vs. Virginia Union	Jan. 23, 1996
15	LaKisha Phifer, St. Paul's vs. St. Augustine's	Dec. 5, 1995
15	LaKisha Phifer, St. Paul's vs. Norfolk St.	Jan. 13, 1996
14	Evija Azace, St. Rose vs. Stonehill	March 9, 1996
14	Jenny Crouse, North Dakota vs. St. Cloud St.	Feb. 8, 1997
13	LaKiesha Phifer, St. Paul's vs. Winston-Salem	Feb. 10, 1997
13	Jaana Kotova, West Liberty St. vs. Fairmont St.	Feb. 28, 2001
13	Stacy Schrader, Le Moyne vs. Bridgewater St.	Nov. 23, 2002
13	Brittney Kroon, Seattle Pacific vs. Northwest Nazarene	Jan. 29, 2004
12	Tonya Roper, Wingate vs. Johnson C. Smith	Dec. 12, 1992
12	Sherrie Willis, N.M. Highlands vs. Angelo St.	Dec. 12, 1992
12	Tonya Roper, Wingate vs. Lenoir-Rhyne	Feb. 9, 1994
12	Pamela Barbour, Morris Brown vs. Knoxville	Feb. 17, 1995
12	Pamela Barbour, Morris Brown vs. Knoxville	Nov. 21, 1995
12	Evija Azace, St. Rose vs. Bloomsburg	Dec. 29, 1995
12	Kelly Borch, St. Michael's vs. Bryant	Jan. 28, 1998
12	Kelly Borch, St. Michael's vs. Assumption	Feb. 7, 1998
12	LaKiesha Phifer, St. Paul's vs. Elizabeth City St.	Jan. 21, 1999
12	Tracy Sprolden, Valdosta St. vs. Eckerd	Nov. 19, 1999
12	Jill Fadenrecht, Northern Colo. vs. Adams St.	Dec. 12, 2001
12	Julie Zeeff, Grand Valley St. vs. Lake Superior St.	Jan. 24, 2002
12	Susie Gyarfas, California (Pa.) vs. West Chester	March 9, 2003
12	Alicia Saunders, West Tex. A&M vs. East Central	Jan. 14, 2006
12	Shavone Mack, Francis Marion vs. North Ga.	Feb. 1, 2006
12	Ashley Holiday, Augustana (S.D.) vs Minn. St. Mankato	Feb. 18, 2006
12	Cassie Brannen, Northern Ky. vs. Indianapolis	Feb. 24, 2007
12	Sheena Walton, Tampa vs. Rollins	March 3, 2007

STEALS (since 1993)

Stl.	Player, Team vs. Opponent	Date
20	Kristen Skoglund, St. Anselm vs. Southern N.H.	Jan. 17, 1996
17	Katheryne Hickman, Eastern N.M. vs. Texas Woman's	Feb. 11, 1998
15	Gretchen Prince, West Ala. vs. Oakwood	Nov. 25, 1996
14	Karen Neeley, Presbyterian vs. Newberry	Dec. 2, 1993
14	Hayley Blue, Charleston (W.V.) vs. Indiana (Pa.)	Nov. 16, 1996
14	Anita Pettiford, Virginia St. vs. Columbia Union	Nov. 15, 1998
14	Joreka Bess, Fayetteville St. vs. Virginia St.	Feb. 24, 2000
14	Tracy Wyatt, Glenville St. vs. Alderson-Broaddus	Feb. 28, 2004
13	Debbie Moore, New Haven vs. Quinnipiac	Jan. 18, 1993
13	Yolanda Gregory, Fla. Atlantic vs. Barry	Feb. 8, 1993
13	Christine Keenan, Florida Tech vs. Barry	Feb. 13, 1993
13	Shaun Thomas, Jacksonville St. vs. North Ala.	Feb. 15, 1993
13	Beth Hein, Molloy vs. John Jay	Nov. 26, 1993
13	Cynthia Bridges, Fort Valley St. vs. Clark Atlanta	Dec. 3, 1994
13	Benita Brewer, St. Paul's vs. Hampton	Feb. 4, 1995
13	Stephanie Greer, Shaw vs. Johnson C. Smith	Jan. 27, 1996
13	Trysta Morenz, Tampa vs. Nova Southeastern	Nov. 27, 1999
13	Trysta Morenz, Tampa vs. Fayetteville St.	Dec. 11, 1999
13	Angela Thomas, Livingstone vs. Shaw	Jan. 29, 2000
13	Danika Okerstrom, Morningside vs. South Dakota St.	Jan. 27, 2001
13	Misty Wilson, Tarleton St. vs. Abilene Christian	Feb. 10, 2001
13	Latisha Perry, North Fla. vs. Francis Marion	Jan. 8, 2003
13	Sheena Howard, NYIT vs. Mercy	Jan. 21, 2006

Season Records

POINTS

Player, Team	Season	G	FG	3FG	FT	Pts.
Jackie Givens, Fort Valley St.	†1991	28	369	120	217	*1,075
Tysell Bozeman, Felician	†2003	27	*420	31	145	1,016
Dina Kangas, Minn. Duluth	1991	32	389	9	151	938
Kim Brewington, Johnson C. Smith	†1990	28	312	62	222	908
Annette Wiles, Fort Hays St.	1991	36	358	0	164	880
Dina Kangas, Minn. Duluth	1990	31	352	16	152	872
Paulette King, Florida Tech	†1992	29	322	2	209	855
Konecka Drakeford, Johnson C. Smith	†1998	27	339	19	146	843
Angie Hupfer, St. Joseph's (Ind.)	†1999	27	316	35	160	827
LaShonda Chiles, Anderson (S.C.)	†2005	36	286	90	160	822
Paulette King, Florida Tech	†1993	30	310	0	193	813
Jeannette Yeoman, St. Joseph's (Ind.)	1990	30	300	45	164	809
Joanna Cuprys, Kennesaw St.	†1997	31	289	92	137	807
Mandy Koupal, South Dakota	2004	33	282	33	209	806
Jackie Dolberry, Hampton	†1988	34	299	91	114	803
Mary Naughton, Stonehill	1988	31	291	1	216	799
Jennifer Harris, Washburn	†2006	33	295	57	150	797
Beverly Reed, West Ala.	†1982	36	299	—	197	795
Yvonnie Owens, Clark Atlanta	†1985	31	287	—	219	793
Carone Harris, Central Ark.	2005	35	238	85	229	790

**Record. †National leader.*

SCORING AVERAGE

Player, Team	Season	G	FG	3FG	FT	Pts.	Avg.
Jackie Givens, Fort Valley St.	†1991	28	369	120	217	*1,075	*38.4
Tysell Bozeman, Felician	†2003	27	*420	31	145	1,016	37.6
Kim Brewington, Johnson C. Smith	†1990	28	312	62	222	908	32.4
Konecka Drakeford, Johnson C. Smith	†1998	27	339	19	146	843	31.2
Angie Hupfer, St. Joseph's (Ind.)	†1999	27	316	35	160	827	30.6
Stacey Cunningham, Shippensburg	†1983	22	266	—	126	658	29.9
Stella Cannon, LeMoyne-Owen	1990	25	259	77	147	742	29.7
Cissy Little, Belmont Abbey	1983	24	318	—	74	710	29.6
Paulette King, Florida Tech	†1992	29	322	2	209	855	29.5
Dina Kangas, Minn. Duluth	1991	32	389	9	151	938	29.3
Carmille Barnette, Longwood	1990	21	223	48	102	596	28.4
Rene Jones, St. Paul's	1988	26	266	24	179	735	28.3
Yolanda Griffith, Fla. Atlantic	†1993	22	262	0	97	621	28.2
Dina Kangas, Minn. Duluth	1990	31	352	16	152	872	28.1
Candice Allen, Cal Poly Pomona	†2005	26	247	47	186	727	28.0
Donna Hammond, UC Riverside	†1982	26	290	—	145	725	27.9
Claudia Schleyer, Abilene Christian	†1986	28	293	—	184	770	27.5
Peggy Taylor, Howard Payne	1983	27	300	—	138	738	27.3
Concetha Smith, Fayetteville St.	1983	23	254	—	118	626	27.2
Paulette King, Florida Tech	1993	30	310	0	193	813	27.1

**Record. †National leader.*

FIELD-GOAL PERCENTAGE
(based on qualifiers for annual championship)

Player, Team	Season	G	FG	FGA	Pct.
Deidre Williams, Valdosta St.	†1996	27	219	288	*76.0
Dalonda Newton, Oakland City	†1991	22	198	273	72.5
Becky Marquardt-King, Lake Superior St.	†2006	29	202	284	71.1
Angela Watson, Central Ark.	1996	31	211	302	69.9
Stacy Johnson, Delta St.	†1997	29	236	338	69.8
Jackie Bucher, Abilene Christian	†2000	27	229	330	69.4
Missy Taylor, Oakland City	†1993	29	267	385	69.4
Temeshia Dawkins, Wingate	†2001	30	190	274	69.3
Nina Smith, Holy Family	†2004	26	191	279	68.5
Corinne Vanderwal, California (Pa.)	†1992	26	156	228	68.4
Jenny Crouse, North Dakota	†1998	32	236	345	68.4
Julie Eymann, Regis (Colo.)	1993	27	186	273	68.1
Michelle Lieber, Mont. St.-Billings	†2007	26	147	216	68.1
Melanie Carter, Abilene Christian	2001	28	206	303	68.0
Melanie Carter, Abilene Christian	†2002	24	165	243	67.9
Darla Leavitt, West Tex. A&M	1991	27	145	215	67.4
Julie Szykowny, Gannon	†1994	26	157	233	67.4
Michelle Lieber, Mont. St.-Billings	2006	27	163	243	67.1
Jackie Andrews, Morris Brown	†1983	22	134	200	67.0
Angela Watson, Central Ark.	1994	27	214	320	66.9

**Record. †National leader.*

THREE-POINT FIELD GOALS

Player, Team	Season	G	3FG
Kanani Marshal, Tex. A&M-Commerce	†2007	37	*145
Lisa Blackmon-Phillips, West Ga.	†1989	29	138
Reagan Housch, Columbus St.	†1999	32	127
Tara Johnson, West Liberty St.	†2003	32	122
Jackie Givens, Fort Valley St.	†1991	28	120
Stacey Moore, West Liberty St.	†2005	27	120
Tara Johnson, West Liberty St.	†2004	31	119
Jenni Miller, Pittsburg St.	†1995	29	116
Ashley Reed, Fairmont St.	†2006	29	116
Rachel Redick, Glenville St.	2007	36	115
Jackie Dolberry, Hampton	1989	28	113
Diana Lopez, Regis (Colo.)	2006	32	113
Laurie Melum, Augustana (S.D.)	†1997	28	112
Renee Farina, West Liberty St.	2007	31	112
Janell Gerk, S.C.-Aiken	†2000	27	111
Amy Coon, Clarion	†1994	30	110
Renee Farina, West Liberty St.	2006	31	110
Carrie Ross, West Liberty St.	1995	30	109
Lisa Kurtenbach, South Dakota St.	1989	28	107
Shannon Coakley, Clarion	1991	32	107
Michelle Eddy, Jacksonville St.	1995	27	107

**Record. †National leader.*

THREE-POINT FIELD GOALS PER GAME
(based on qualifiers for annual championship)

Player, Team	Season	G	3FG	Avg.
Lisa Blackmon-Phillips, West Ga.	†1989	29	138	*4.8
Stacey Moore, West Liberty St.	†2005	27	120	4.4
Jackie Givens, Fort Valley St.	†1991	28	120	4.3
Janell Gerk, S.C.-Aiken	†2000	27	111	4.1
Sheila Leopold, Lincoln (Mo.)	†1996	26	106	4.1
Jackie Dolberry, Hampton	1989	28	113	4.0
Jenni Miller, Pittsburg St.	†1995	29	116	4.0
Laurie Melum, Augustana (S.D.)	†1997	28	112	4.0
Lorie Martinez, Tex. A&M-Kingsville	†1998	26	104	4.0
Ashley Reed, Fairmont St.	†2006	29	116	4.0
Reagan Housch, Columbus St.	†1999	32	127	4.0
Michelle Eddy, Jacksonville St.	1995	27	107	4.0
Sarah Condra, Christian Bros.	†2002	26	102	3.9
Kanani Marshal, Tex. A&M-Commerce	†2007	37	*145	3.9
Sharon Harris, Morris Brown	†1994	27	105	3.9
Betsy Bergdoll, Queens (N.C.)	1991	27	104	3.9
Laura Satterfield, Mo.-St. Louis	1995	26	100	3.8
Lisa Kurtenbach, South Dakota St.	1989	28	107	3.8
Laura Crowley, Rockhurst	1999	27	103	3.8
Terri Haynes, Mo. Southern St.	1991	27	102	3.8
Carolyn Brown, St. Augustine's	†1993	24	90	3.8
Tara Johnson, West Liberty St.	†2003	32	122	3.8
Tara Johnson, West Liberty St.	†2004	31	119	3.8

**Record. †National leader.*

THREE-POINT FIELD-GOAL PERCENTAGE
(based on qualifiers for annual championship)

Player, Team	Season	G	3FG	3FGA	Pct.
Durene Heisler, North Dakota	†1990	31	63	112	*56.3
Becky Mauck, North Ala.	†1998	25	45	80	*56.3
Jeannette Yeoman, St. Joseph's (Ind.)	1990	30	45	81	55.6
Krista Bernadt, Wayne St. (Neb.)	†2000	28	73	132	55.3
Trish Van Diggelen, Mo.-Rolla	†1989	25	43	81	53.1
Michele Tuchfarber, Northern Ky.	†1999	32	54	102	52.9
Michelle Bruns, Southwest Minn. St.	†2003	31	73	139	52.5
Erin Moran, Indianapolis	†2004	32	67	130	51.5
Monica Steinhoff, Mo.-St. Louis	1989	27	60	117	51.3
Kelly McRee, Grand Canyon	†2005	22	50	98	51.0
Kelly Tomlin, West Ala.	†1993	26	56	110	50.9
Jackie Farnan, NYIT	†1988	26	58	114	50.9
Deb Pope, Southern Ind.	†1995	27	74	146	50.7
Julie Dabrowski, Southern N.H.	1990	30	89	176	¢50.6
Kim Francis, Southwest Baptist	1993	27	45	89	50.6
Darlene Hildebrand, Philadelphia U.	†1992	32	48	95	50.5
Stephanie Williams, West Tex. A&M	†1996	31	51	102	50.0
Beth Swift, Neb.-Kearney	2000	30	82	165	49.7
Greta Fadness, Alas. Anchorage	†1991	25	63	127	49.6
Margaret Thomas, Paine	1988	30	75	152	49.3

**Record. †National leader. ¢Record for minimum 80 made.*

FREE-THROW PERCENTAGE
(based on qualifiers for annual championship)

Player, Team	Season	G	FT	FTA	Pct.
Amber Rutherford, North Ala.	†2007	26	134	143	*93.7
Katie Murphy, IUPUI	†1996	23	84	90	93.3
Whitney Sykes, SIU Edwardsville	2007	29	112	120	93.3
Kelly Jewett, Franklin Pierce	†1992	31	112	121	92.6
Mary Kacic, Dowling	†2003	31	118	128	92.2
Adrienne Taalak, Alas. Fairbanks	†2005	23	93	101	92.1
Becky Gonzales, N.M. Highlands	2001	27	113	123	91.9
Molly Knobbe, Central Mo.	†2002	30	132	144	91.4
Briana Abrahamsen, Western Wash.	†1999	30	85	93	91.4
Darlene Hildebrand, Philadelphia U.	†1995	31	210	230	91.3
Kiesha Mack, West Chester	†2004	29	73	80	91.3
Amy Mathis, Neb.-Kearney	2007	32	91	100	91.0
Shanna Renken, Cal St. Dom. Hills	†2000	25	70	77	90.9
Teena Merrell, IPFW	†1987	26	69	76	90.8
Christine Kane, Assumption	†2001	28	78	86	90.7
Jamey Gelhar, St. Martin's	2007	27	116	128	90.6
Regina McCoy, Anderson (S.C.)	2000	26	85	94	90.4
Sarah Howard, St. Cloud St.	†1988	28	111	123	90.2
Kinsey Tucker, Harding	†2006	27	74	82	90.2
Kerri Lang, St. Anselm	†1991	31	92	102	90.2
Toni Leopard, Presbyterian	2002	30	138	153	90.2

**Record. †National leader.*

REBOUNDS

Player, Team	Season	G	Reb.
Francine Perry, Quinnipiac	†1982	28	*635
Toni Goodman, Hampton	1982	33	507
Yvonnie Owens, Clark Atlanta	†1985	31	502
Francine Perry, Quinnipiac	1985	32	481
Tracy Linton, Jacksonville St.	†1993	29	480
Heather Gates, Edinboro	†1997	33	473
Norma Knight, Norfolk St.	†1983	26	472
Norma Knight, Norfolk St.	1982	25	465
Von Fulmore, N.C. Central	†1986	26	464
Rachel Rosario, UC Riverside	1993	28	456
Naomi Mobley, Shaw	†2003	31	454
Kim Zornow, Pace	†1989	30	438
Darlene Chaney, Hampton	1985	34	436
Tammy Walker-Strode, Edinboro	†1992	30	436
Vanessa White, Tuskegee	1993	25	433
Francine Perry, Quinnipiac	†1984	31	430
Erika Quigley, St. Cloud St.	2006	34	430
Joy Jeter, New Haven	1989	32	429
Sue Salg, C.W. Post	1982	32	428
Denae Dobbins, Glenville St.	2006	33	427

**Record. †National leader.*

REBOUND AVERAGE

Player, Team	Season	G	Reb.	Avg.
Francine Perry, Quinnipiac	†1982	28	*635	*22.7
Chanel Hamilton, Dist. Columbia	†1983	19	399	21.0
Norma Knight, Norfolk St.	1982	25	465	18.6
Norma Knight, Norfolk St.	1983	26	472	18.2
Von Fulmore, N.C. Central	†1986	26	464	17.8
Vanessa White, Tuskegee	†1993	25	433	17.3
Kim Ambrose, Shaw	†1984	23	383	16.7
Tracy Linton, Jacksonville St.	1993	29	480	16.6
Rachel Rosario, UC Riverside	1993	28	456	16.3

Player, Team	Season	G	Reb.	Avg.
Tracy Fidler, Keene St.	1983	22	357	16.2
Yvonnie Owens, Clark Atlanta	†1985	31	502	16.2
Yolanda Griffith, Fla. Atlantic	1993	22	352	16.0
Sylvia Walker, Virginia Union	1986	27	423	15.7
Kisha Conway, Francis Marion	†1996	27	423	15.7
Jean Millen, Bloomsburg	1984	25	390	15.6
Lorain Truesdale, Lander	1993	26	404	15.5
Toni Goodman, Hampton	1982	33	507	15.4
Kay Goodwin, Tex. A&M-Kingsville	1982	27	413	15.3
Lynnetta Dority, Morris Brown	1986	24	365	15.2
Carrolyn Burke, Queens (N.Y.)	†1994	25	379	15.2

**Record. †National leader.*

ASSISTS

Player, Team	Season	G	Ast.
Selina Bynum, Albany St. (Ga.)	†1992	26	*309
Lisa Rice, Norfolk St.	†1993	31	305
Kelly West, West Liberty St.	†2003	32	302
Katie LaViolette, Concordia-St. Paul	†2007	32	297
Angela Hewlett, Portland St.	1992	34	296
Joanna Bernabei, West Liberty St.	†1997	29	296
Joanna Bernabei, West Liberty St.	†1996	30	294
Denise Holm, Minn. Duluth	†1989	32	291
Kim Abts, Cal St. Chico	†2005	30	290
Cynthia Thomas, Wingate	†1995	31	289
Dinah Jowers, Pace	1996	29	288
Megan Storck, California (Pa.)	†2004	36	285
Lisa Perry, West Liberty St.	2007	31	284
Jennifer Radosevic, St. Joseph's (Ind.)	†1990	30	281
Hayley Lystlund, Augusta St.	1996	28	281
Selina Bynum, Albany St. (Ga.)	1993	26	280
Katrina Lofton, Barry	†1991	30	279
Paula Kline, St. Joseph's (Ind.)	1992	31	278
Joanna Bernabei, West Liberty St.	1995	30	278
Selina Bynum, Albany St. (Ga.)	1991	26	274

** Record. †National leader.*

ASSIST AVERAGE

Player, Team	Season	G	Ast.	Avg.
Selina Bynum, Albany St. (Ga.)	†1992	26	*309	*11.9
Selina Bynum, Albany St. (Ga.)	†1993	26	280	10.8
Selina Bynum, Albany St. (Ga.)	†1991	26	274	10.5
Joanna Bernabei, West Liberty St.	†1997	29	296	10.2
Hayley Lystlund, Augusta St.	†1996	28	281	10.0
Dinah Jowers, Pace	1996	29	288	9.9
Lisa Rice, Norfolk St.	1993	31	305	9.8
Joanna Bernabei, West Liberty St.	1996	30	294	9.8
Kim Abts, Cal St. Chico	†2005	30	290	9.7
Lorraine Lynch, Dist. Columbia	†1995	26	246	9.5
Lorraine Lynch, Dist. Columbia	†1994	24	226	9.4
Tina Epps, Clark Atlanta	1996	24	226	9.4
Jennifer Radosevic, St. Joseph's (Ind.)	†1990	30	281	9.4
Kelly West, West Liberty St.	†2003	32	302	9.4
Cynthia Thomas, Wingate	1995	31	289	9.3
Katrina Lofton, Barry	1991	30	279	9.3
Katie LaViolette, Concordia-St. Paul	†2007	32	297	9.3
Joanna Bernabei, West Liberty St.	1995	30	278	9.3
Lori Richelderfer, California (Pa.)	1993	26	239	9.2
Carla Bronson, Minn. St. Mankato	1995	27	248	9.2
Tammy Wood, California (Pa.)	1992	24	220	9.2
Lisa Perry, West Liberty St.	2007	31	284	9.2

**Record. †National leader.*

BLOCKED SHOTS

Player, Team	Season	G	Blk.
LaKisha Phifer, St. Paul's	†1996	25	*219
Rebecca Hanson, Pace	†1994	31	194
LaKisha Phifer, St. Paul's	†1997	26	168
Lauren Harris, Kennesaw St.	†2005	30	161
Jaana Kotva, West Liberty St.	†2001	30	159
Stacy Schrader, Le Moyne	†2002	31	159
Jenny Crouse, North Dakota	†1999	32	152
LaKisha Phifer, St. Paul's	1999	25	146
Jenny Crouse, North Dakota	†1998	32	145
Rebecca Hanson, Pace	†1993	30	142
Tonya Roper, Wingate	1993	31	140
Brittney Kroon, Seattle Pacific	†2004	31	135
Alicia Saunders, West Tex. A&M	†2006	32	134
Susie Gyarfas, California (Pa.)	†2003	35	132
Brittney Kroon, Seattle Pacific	2005	33	131
Brooke Johnson, Carson-Newman	2005	33	128
Missy Taylor, Oakland City	1993	29	127
Tonya Roper, Wingate	1994	25	127
Sherry Willis, N.M. Highlands	1993	29	122
Kelly Borch, St. Michael's	1998	24	122
Kim Good, Colorado Mines	2001	27	122
Susie Gyarfas, California (Pa.)	2002	31	122
Stacy Schrader, Le Moyne	2003	27	122
Denae Dobbins, Glenville St.	2006	33	122

**Record. †National leader.*

BLOCKED-SHOT AVERAGE

Player, Team	Season	G	Blk.	Avg.
LaKisha Phifer, St. Paul's	†1996	25	*219	*8.8
LaKisha Phifer, St. Paul's	†1997	26	168	6.5
Rebecca Hanson, Pace	†1994	31	194	6.3
LaKisha Phifer, St. Paul's	†1999	25	146	5.8
Lauren Harris, Kennesaw St.	†2005	30	161	5.4
Jaana Kotova, West Liberty St.	†2001	30	159	5.3
Stacy Schrader, Le Moyne	†2002	31	159	5.1
Kelly Borch, St. Michael's	†1998	24	122	5.1
Tonya Roper, Wingate	1994	25	127	5.1
Jenny Crouse, North Dakota	1999	32	152	4.8
Rebecca Hanson, Pace	†1993	30	142	4.7
Jenny Crouse, North Dakota	1998	32	145	4.5
Kim Good, Colorado Mines	2001	27	122	4.5
Tonya Roper, Wingate	1993	31	140	4.5
Stacy Schrader, Le Moyne	†2003	27	122	4.5
Missy Taylor, Oakland City	1993	29	127	4.4
Brittney Kroon, Seattle Pacific	†2004	31	135	4.4
Tracy Sprolden, Valdosta St.	†2000	26	112	4.3
Sherry Willis, N.M. Highlands	1993	29	122	4.2
Alicia Saunders, West Tex. A&M	†2006	32	134	4.2

**Record. †National leader.*

STEALS

Player, Team	Season	G	Stl.
Hayley Blue, Charleston (W.V.)	†1999	28	*192
Carone Harris, Central Ark.	†2005	35	190
Carone Harris, Central Ark.	†2002	31	188
Gema Robles, Millersville	†2003	29	171
Hayley Blue, Charleston (W.V.)	†1998	30	167
Christine Keenan, Florida Tech	†1993	30	156
Patrena Wilson, Limestone	1993	29	155
Hayley Blue, Charleston (W.V.)	†1997	27	155
Kim Manifesto, Portland St.	†1995	32	152
Nana LuKengu Corts, St. Rose	†2001	30	152
Cynthia Bridges, Fort Valley St.	1995	30	146
Carolyn Brown, St. Augustine's	1993	24	145
Rima Brazenas, Kennesaw St.	†2000	30	144
Kim Manifesto, Portland St.	†1994	29	143
Nana LuKengu, St. Rose	2000	35	143
Doris Moncrief, Virginia St.	†1996	25	141
Diana Lopez, Regis (Colo.)	†2007	31	141
Lorraine Lynch, Dist. Columbia	1996	24	140
Tereska Watkins, Fort Valley St.	1997	30	140
Allison Mullen, Southampton	1998	29	140
Natasha Molock, Metro St.	†2004	28	140

**Record. †National leader.*

STEAL AVERAGE

Player, Team	Season	G	Stl.	Avg.
Hayley Blue, Charleston (W.V.)	†1999	28	*192	*6.9
Valerie Curtis, Dist. Columbia	†1993	22	135	6.1
Carone Harris, Central Ark.	†2002	31	188	6.1
Carolyn Brown, St. Augustine's	1993	24	145	6.0
Gema Robles, Millersville	†2003	29	171	5.9
Lorraine Lynch, Dist. Columbia	†1996	24	140	5.8
Hayley Blue, Charleston (W.V.)	†1997	27	155	5.7
Doris Moncrief, Virginia St.	1996	25	141	5.6
Hayley Blue, Charleston (W.V.)	†1998	30	167	5.6
Georgia Gordon, NYIT	2002	25	138	5.5
Carone Harris, Central Ark.	†2005	35	190	5.4
Patrena Wilson, Limestone	1993	29	155	5.3
Lorraine Lynch, Dist. Columbia	†1994	24	126	5.3
Christine Keenan, Florida Tech	1993	30	156	5.2
Tara Reardon, Queens (N.Y.)	1993	20	103	5.2
Jess Dlabola, Adelphi	2003	27	140	5.2
Debbie Moore, New Haven	1993	27	138	5.1
Nakisha Reaves, Fort Valley St.	1998	27	137	5.1
Nana LuKengu Corts, St. Rose	†2001	30	152	5.1
Celia Mitchell, C.W. Post	1997	25	126	5.0
Natasha Molock, Metro St.	†2004	28	140	5.0
Yolanda Griffith, Fla. Atlantic	1993	22	109	5.0

**Record. †National leader.*

Top Season Performances By Class

SCORING AVERAGE

Class	Player, Team	Season	G	FG	3FG	FT	Pts.	Avg.
Senior	Jackie Givens, Fort Valley St.	1991	28	369	120	217	1,075	38.4
Junior	Kim Brewington, Johnson C. Smith	1990	28	312	62	222	908	32.4
Soph.	Stella Cannon, LeMoyne-Owen	1990	25	259	77	147	742	29.7
Fresh.	Tysell Bozeman, Felician	2003	27	420	31	145	1,016	37.6

FIELD-GOAL PERCENTAGE

Class	Player, Team	Season	G	FG	FGA	Pct.
Senior	Deidre Williams, Valdosta St.	1996	27	219	288	.760
Junior	Corinne Vanderwal, California (Pa.)	1992	26	156	228	.684
Soph.	Melanie Carter, Abilene Christian	2002	24	165	243	.679
Fresh.	Missy Taylor, Oakland City	1993	29	267	385	.694

THREE-POINT FIELD GOAL PERCENTAGE
(minimum 2.0 made per game)

Class	Player, Team	Season	G	3FG	3FGA	Pct.
Senior	Durene Heisler, North Dakota	1990	31	63	112	.563
Junior	Krista Bernadt, Wayne St. (Neb.)	2000	28	73	132	.553
Soph.	Michelle Bruns, Southwest Minn. St.	2003	31	73	139	.525
Fresh.	Monica Steinhoff, Mo.-St. Louis	1989	27	60	117	.513

THREE-POINT FIELD GOALS PER GAME

Class	Player, Team	Season	G	3FG	Avg.
Senior	Lisa Blackman-Phillips, West Ga.	1989	29	138	4.8
Junior	Janell Gerk, S.C.-Aiken	2000	28	120	4.3
Soph.	Jenni Miller, Pittsburg St.	1995	29	116	4.0
Fresh.	Lorie Martinez, Tex. A&M-Kingsville	1998	26	104	4.0

FREE-THROW PERCENTAGE

Class	Player, Team	Season	G	FT	FTA	Pct.
Senior	Katie Murphy, IUPUI	1996	23	84	90	.933
Junior	Whitney Sykes, SIU Edwardsville	2007	29	112	120	.933
Soph.	Amber Rutherford, North Ala.	2007	26	134	143	.937
Fresh.	Teena Merrell, IPFW	1987	26	69	76	.908

REBOUND AVERAGE

Class	Player, Team	Season	G	Reb.	Avg.
Senior	Norma Knight, Norfolk St.	1983	26	472	18.2
Junior	Chanel Hamilton, Dist. Columbia	1983	19	399	21.0
Soph.	Von Fulmore, N.C. Central	1986	26	464	17.8
Fresh.	Francine Perry, Quinnipiac	1982	28	635	22.7

ASSIST AVERAGE

Class	Player, Team	Season	G	Ast.	Avg.
Senior	Selina Bynum, Albany St. (Ga.)	1993	26	280	10.8
Junior	Selina Bynum, Albany St. (Ga.)	1992	26	309	11.9
Soph.	Selina Bynum, Albany St. (Ga.)	1991	26	274	10.5
Fresh.	Joanna Bernabei, West Liberty St.	1994	27	239	8.9

BLOCKED-SHOT AVERAGE

Class	Player, Team	Season	G	Blk.	Avg.
Senior	Rebecca Hanson, Pace	1994	31	194	6.3
Junior	Jaana Kotova, West Liberty St.	2001	30	159	5.3
Soph.	LaKisha Phifer, St. Paul's	1997	26	168	6.5
Fresh.	LaKisha Phifer, St. Paul's	1996	25	219	8.8

STEAL AVERAGE

Class	Player, Team	Season	G	Stl.	Avg.
Senior	Gema Robles, Millersville	2003	29	171	5.9
Junior	Hayley Blue, Charleston (W.V.)	1999	28	192	6.9
Soph.	Hayley Blue, Charleston (W.V.)	1997	27	155	5.7
Fresh.	Carone Harris, Central Ark.	2002	31	188	6.1

Top Season Performances By A Freshman

POINTS

Player, Team	Season	G	FG	3FG	FT	Pts.
Tysell Bozeman, Felician	2003	27	420	31	145	1,016
Emily Brister, West Tex. A&M	2006	32	205	70	196	676
Gladys Horton, LeMoyne-Owen	1991	24	206	57	156	625
Latina Bullock, Norfolk St.	1994	31	196	5	222	619
Claudia Schleyer, Abilene Christian	1983	29	237	—	142	616

SCORING AVERAGE

Player, Team	Season	G	FG	3FG	FT	Pts.	Avg.
Tysell Bozeman, Felician	2003	27	420	31	145	1,016	37.6
Gladys Horton, LeMoyne-Owen	1991	24	206	57	156	625	26.0
Devonia Green, Clark Atlanta	1983	25	245	—	115	605	24.2
Johannah Leedham, Franklin Pierce	2007	25	187	39	165	578	23.1
Sherri Reddicks, Albany St. (Ga.)	1991	24	231	0	83	545	22.7

FIELD-GOAL PERCENTAGE

Player, Team	Season	G	FG	FGA	Pct.
Missy Taylor, Oakland City	1993	29	267	385	.694
Melanie Carter, Abilene Christian	2001	28	206	303	.680
Darla Leavitt, West Tex. A&M	1991	27	145	215	.674
Tarra Blackwell, Fla. Southern	1995	32	239	361	.662
Crystal Clary, Lenoir-Rhyne	2004	28	256	390	.656

THREE-POINT FIELD-GOAL PERCENTAGE
(minimum 2.0 made per game)

Player, Team	Season	G	3FG	3FGA	Pct.
Monica Steinhoff, Mo.-St. Louis	1989	27	60	117	.513
Kelly Tomlin, West Ala.	1993	26	56	110	.509
Paige Powers, Metro St.	2005	31	79	163	.485
Jessie Roeth, West Va. Wesleyan	2001	26	60	128	.469
Renae Luecke, South Dakota	2003	31	70	151	.464

THREE-POINT FIELD GOALS PER GAME

Player, Team	Season	G	3FG	Avg.
Lorie Martinez, Tex. A&M-Kingsville	1998	26	104	4.0
Laura Crowley, Rockhurst	1999	27	103	3.8
Sarah Reese, Pfeiffer	2004	28	100	3.6
Vaida Turauskaite, Gardner-Webb	1998	26	89	3.4
Mary Nesbit, Keene St.	1988	29	98	3.4

FREE-THROW PERCENTAGE

Player, Team	Season	G	FT	FTA	Pct.
Teena Merrell, IPFW	1987	26	69	76	.908
Jamey Gelhar, St. Martin's	2007	27	116	128	.906
Kelly Legler, Southern Ore.	1982	21	53	59	.898
Darlene Hildebrand, Philadelphia U.	1992	32	119	133	.895
Amber Rutherford, North Ala.	2006	27	128	144	.889

REBOUNDS

Player, Team	Season	G	Reb.
Francine Perry, Quinnipiac	1982	28	635
Stacey Gillespie, Mercy	1983	32	428
Krista Kandere, St. Rose	1995	31	412
Celeste Trahan, Elizabeth City St.	2005	29	398
Joy Jeter, New Haven	1986	28	378

REBOUND AVERAGE

Player, Team	Season	G	Reb.	Avg.
Francine Perry, Quinnipiac	1982	28	635	22.7
Sherri Reddicks, Albany St. (Ga.)	1991	24	338	14.1
Mary Kay Lynch, Gannon	1982	21	291	13.9
Celeste Trahan, Elizabeth City St.	2005	29	398	13.7
Krista Kandere, St. Rose	1995	31	412	13.3

ASSISTS

Player, Team	Season	G	Ast.
Missy Wolfe, Bentley	1989	34	240
Joanna Bernabei, West Liberty St.	1994	27	239
Diane Hoch, Mo. Southern St.	1989	29	201
Lisa Perry, West Liberty St.	2005	27	199
Kenisha Ferguson, Dowling	1997	28	195

ASSIST AVERAGE

Player, Team	Season	G	Ast.	Avg.
Joanna Bernabei, West Liberty St.	1994	27	239	8.9
Lisa Perry, West Liberty St.	2005	27	199	7.4
Missy Wolfe, Bentley	1989	34	240	7.1
Kenisha Ferguson, Dowling	1997	28	195	7.0
Diane Hoch, Mo. Southern St.	1989	29	201	6.9
Latisha Martin, Oakland	1999	27	186	6.9

BLOCKED SHOTS

Player, Team	Season	G	Blk.
LaKisha Phifer, St. Paul's	1996	25	219
Lauren Harris, Kennesaw St.	2005	30	161
Brooke Johnson, Carson-Newman	2005	33	128
Missy Taylor, Oakland City	1993	29	127

BLOCKED-SHOT AVERAGE

Player, Team	Season	G	Blk.	Avg.
LaKisha Phifer, St. Paul's	1996	25	219	8.8
Lauren Harris, Kennesaw St.	2005	30	161	5.4
Missy Taylor, Oakland City	1993	29	127	4.4
Cara Melton, Montevallo	2000	24	98	4.1
Brooke Johnson, Carson-Newman	2005	33	128	3.9

STEALS

Player, Team	Season	G	Stl.
Carone Harris, Central Ark.	2002	31	188
Emily Brister, West Tex. A&M	2006	32	132
Annie Hiethoff, Mo. Western St.	1998	33	128
Tysell Bozeman, Felician	2003	27	128
Lovee McKinney, Newberry	1995	27	117

STEAL AVERAGE

Player, Team	Season	G	Stl.	Avg.
Carone Harris, Central Ark.	2002	31	188	6.1
Tysell Bozeman, Felician	2003	27	128	4.7
Lovee McKinney, Newberry	1995	27	117	4.3
Beth Hein, Molloy	1994	26	108	4.2
Emily Brister, West Tex. A&M	2006	32	132	4.1
Christy Bromley, Augusta St.	1997	27	111	4.1
Melissa Gavin, Rollins	1994	28	114	4.1

Career Records

POINTS

Player, Team	Seasons	G	FG	3FG	FT	Pts.
Dina Kangas, Minn. Duluth	1988-91	124	*1,170	25	445	*2,810
Claudia Schleyer, Abilene Christian	1983-86	114	1,074	—	622	2,770
Shannon Williams, Valdosta St.	1987-90	105	1,003	0	630	2,636
Karen Curtis, High Point	1995-98	115	1,027	107	451	2,612
Erika Quigley, St. Cloud St.	2004-07	116	1,042	4	482	2,570
Angie Hupfer, St. Joseph's (Ind.)	1997-00	108	932	111	535	2,510
Tammy Greene, Philadelphia U.	1991-94	119	914	93	569	2,490
Jennifer Clarkson, Abilene Christian	1993-96	118	861	9	732	2,463
Carone Harris, Central Ark.	2002-05	132	790	271	597	2,448
Rachel Redick, Glenville St.	2004-07	134	811	352	436	2,410
Lisa Miller, IPFW	1989-92	111	808	1	741	2,358
Amy Wilhelm, Morningside	1984-87	114	988	—	356	2,332
Joy Jeter, New Haven	1986-89	122	869	1	560	2,299
Jenny Crouse, North Dakota	1996-99	127	924	1	435	2,284
Jeannette Yeoman, St. Joseph's (Ind.)	1987-90	120	864	142	410	2,280
Jackie Givens, Fort Valley St.	1988-91	107	832	245	368	2,277
LeAnn Freeland, Southern Ind.	1994-97	115	887	4	491	2,269
Lisa Lee, Charleston (W.V.)	2003-06	129	881	2	496	2,260
Darcy Stracke, Neb.-Kearney/ Neb.-Omaha	1997-99, 00	116	842	90	480	2,254
Niki Bracken, Cal Poly Pomona	1987-90	126	955	0	336	2,246
Kammy Brown, Virginia St.	1987-90	110	887	56	412	2,242
Robin Graul, Alas. Anchorage	1986-89	111	819	1	598	2,237
Kasey Morlock, North Dakota St.	1994-97	125	798	3	634	2,233
Jennifer Brabson, Francis Marion	1997-00	124	665	182	705	2,217
Heather Garay, Humboldt St./ Cal St. Bakersfield	2000-03	105	825	0	545	2,195

**Record.*

SCORING AVERAGE
(minimum 1,300 points)

Player, Team	Seasons	G	FG	3FG	FT	Pts.	Avg.
Paulette King, Florida Tech	1992-93	59	632	2	402	1,668	*28.3
Nicole Collins, Angelo St.	1994-95	53	500	132	217	1,349	25.5
Shannon Williams, Valdosta St.	1987-90	105	1,003	0	630	2,636	25.1
Peggy Taylor, Howard Payne	1983-84	56	562	—	280	1,404	25.1
Stacey Cunningham, Shippensburg	1982-84	71	692	—	379	1,763	24.8
Shelley Altrogge, Mont. St.-Billings	1989-91	56	536	0	310	1,382	24.7
Claudia Schleyer, Abilene Christian	1983-86	114	1,074	—	622	2,770	24.3
Charlotte Powell, Salem Int'l	1995-96	60	526	127	252	1,431	23.9
Angie Hupfer, St. Joseph's (Ind.)	1997-00	108	932	111	535	2,510	23.2
Karen Curtis, High Point	1995-98	115	1,027	107	451	2,612	22.7
Dina Kangas, Minn. Duluth	1988-91	124	*1,170	25	445	*2,810	22.7
Brenda Shaffer-Dahl, Washburn	1989-90	63	564	83	213	1,424	22.6
Annette Wiles, Fort Hays St.	1989-91	92	858	0	344	2,060	22.4
Erika Quigley, St. Cloud St.	2004-07	116	1,042	4	482	2,570	22.2
Sheila Lindsey, Franklin Pierce	1987-88	62	604	0	163	1,371	22.1
Attala Young, Erskine	1992-95	93	775	1	497	2,048	22.0
Malissa Stephenson, Dist. Columbia	1986-89	97	807	1	516	2,131	22.0
Theresa Lorenzi, Bloomsburg	1986-89	100	975	0	223	2,173	21.7
Carmelia Bloodsaw, Alabama A&M	1992-94	82	609	223	340	1,781	21.7
Jackie Givens, Fort Valley St.	1988-91	107	832	245	368	2,277	21.3
Lisa Miller, IPFW	1989-92	111	808	1	741	2,358	21.2
Kim Brewington, Johnson C. Smith	1987-90	82	625	139	335	1,724	21.0
Tina Martin, Lock Haven	1983-86	103	918	—	321	2,157	20.9
Tammy Greene, Philadelphia U.	1991-94	119	914	93	569	2,490	20.9
Jennifer Clarkson, Abilene Christian	1993-96	118	861	9	732	2,463	20.9
Heather Garay, Humboldt St./Cal St. Bakersfield	2000-03	105	825	0	545	2,195	20.9

**Record.*

FIELD-GOAL PERCENTAGE
(minimum 400 field goals made)

Player, Team	Seasons	G	FG	FGA	Pct.
Deidre Williams, Valdosta St.	1993-96	106	490	725	*67.6
Angela Watson, Central Ark.	1994-96	112	757	1,127	67.2
Becky Marquardt-King, Lake Superior St.	2003-06	118	582	874	66.6
Tracy Payne, St. Joseph's (Ind.)	1986-89	118	751	1,147	65.5
Jackie Bucher, Abilene Christian	1998-00	68	538	826	65.1
Michelle Lieber, Wyoming/Mont. St.-Billings	2004, 05-07	110	492	756	65.1
Candace Fincher, Valdosta St.	1984-87	111	594	931	63.8
LaTanya Patty, Delta St.	1990-93	123	866	1,361	63.6
Jenny Crouse, North Dakota	1996-99	127	924	1,474	62.7
Jennifer Clarkson, Abilene Christian	1993-96	118	861	1,374	62.7
Tarra Blackwell, Fla. Southern	1995-98	120	819	1,319	62.1
Kelly Easton, West Liberty St.	1997-00	95	516	834	61.9
Cynthia Bridges, Fort Valley St.	1992-95	116	535	867	61.7
Janice Washington, Valdosta St.	1982-84	87	586	954	61.4
Shelly Trego, Shippensburg	1989-92	102	401	654	61.3
Jeanette Polk, Augusta St.	1993-94	55	543	886	61.3
LeAnn Freeland, Southern Ind.	1994-97	115	887	1,449	61.2
Mabel Sanders, Savannah St.	1989-92	106	817	1,343	60.8
Sharonda O'Bannon, Bellarmine	1989-92	77	466	772	60.4
Bridget Lindquist, Augustana (S.D.)	1988-91	107	427	709	60.2
Shevon Gibbons, Norwich/Bentley	2002-05	131	732	1,216	60.2
Lindsey Dietz, Minn. Duluth	2003-06	104	741	1,231	60.2
Julie Szykowny, Gannon	1992-95	99	449	750	59.9
Karyn Marshall, Bryant	1983-86	111	824	1,379	59.8
Pat Colon, Southeast Mo. St.	1984-87	117	875	1,462	59.8

**Record.*

THREE-POINT FIELD GOALS

Player, Team	Seasons	G	3FG
Lorie Martinez, Tex. A&M-Kingsville	1998-01	117	*385
Sarah Condra, Christian Bros.	2000-02, 04	114	368
Amy Coon, Clarion	1991-94	121	365
Jenni Miller, Pittsburg St.	1994-97	111	364
Rachel Redick, Glenville St.	2004-07	134	352
Mary Nesbit, Keene St.	1988-91	118	340
Shannon Coakley, Clarion	1991-94	118	332
Diane Dittburner, Northern Colo./ Cal St. Bakersfield	1999-00, 02-03	117	328
Kelli Ritzer, Minn. Duluth	1988-91	128	325
Tara Johnson, West Liberty St.	2001-04	114	321
Katie Bohus, West Liberty St.	1998-01	115	316
Kristen Breen, Southern Conn. St.	1996-99	108	300
Jacki Windon, Gannon	1998-01	112	299
Betsy Bergdoll, Queens (N.C.)	1991-93	81	294
Patricia Vigil, N.M. Highlands	1998-02	106	286
Tori Lindbeck, Tampa	1992-95	107	280
Jessica Russell, Ala.-Huntsville	2004-07	106	280
Shelby Petersen, South Dakota	1991-94	107	271
Carey Jewell, Lewis	1997-00	109	271
Carone Harris, Central Ark.	2002-05	132	271
Chris Mitchum, Presbyterian	1993-96	113	270
Kelli Anne Goble, Angelo St.	2001-04	119	268
Colleen Sheridan, St. Rose	1997-00	130	266
Laura Hanson, Minn. Duluth	1998-01	117	265
Deanna Richard, Oakland	1993-96	116	264
Kelli Britz, North Dakota	1994-97	120	264

**Record.*

THREE-POINT FIELD GOALS PER GAME
(minimum 150 three-point field goals made)

Player, Team	Seasons	G	3FG	Avg.
Lisa Blackmon-Phillips, West Ga.	1988-89	51	219	*4.3
Kanani Marshal, Tex. A&M-Commerce	2006-07	66	242	3.7
Betsy Bergdoll, Queens (N.C.)	1991-93	81	294	3.6
Terri Haynes, Mo. Southern St.	1990-91	54	180	3.3
Lorie Martinez, Tex. A&M-Kingsville	1998-01	117	*385	3.3
Jackie Dolberry, Hampton	1988-89	62	204	3.3
Jenni Miller, Pittsburg St.	1994-97	111	364	3.3
Armeda Flores, Adams St.	1993-94	54	174	3.2
Laura Satterfield, Mo.-St. Louis	1994-95	56	178	3.2
Sarah Condra, Christian Bros.	2000-02, 04	114	368	3.2
Janell Gerk, S.C.-Aiken	2000-01	55	173	3.2
Tammy Brown, Fayetteville St.	1997-98	56	175	3.1
Lisa Kurtenbach, South Dakota St.	1988-89	58	179	3.1
Amy Coon, Clarion	1991-94	121	365	3.0
Michelle Butler, West Ala.	1989-90	54	157	2.9
Mary Nesbit, Keene St.	1988-91	118	340	2.9
Jessica Burkholder, Central Mo.	1997-98	59	169	2.9
Sonya Harlin, Mo. Southern St.	1994-95	58	165	2.8
Shannon Coakley, Clarion	1991-94	118	332	2.8
Kristen Breen, Southern Conn. St.	1996-99	108	300	2.8
Katie Bohus, West Liberty St.	1998-01	115	316	2.8
Dianne Dittburner, Northern Colo./ Cal St. Bakersfield	1999-00, 02-03	117	328	2.8
Tara Johnson, West Liberty St.	2001-04	114	321	2.8
Christina Ortega, Mo. Southern St.	1992-93	58	158	2.7
Carmelia Bloodsaw, Alabama A&M	1992-94	82	223	2.7
Bell Powell, Fort Valley St.	1990-91	57	153	2.7
Jacki Windon, Gannon	1998-01	112	299	2.7

**Record.*

THREE-POINT FIELD-GOAL PERCENTAGE
(minimum 150 three-point field goals made)

Player, Team	Seasons	G	3FG	3FGA	Pct.
Angie Dobbs, Navy	1989-91	73	160	340	*47.1
Greta Fadness, Alas. Anchorage	1988-91	105	164	353	46.5
Darlene Hildebrand, Philadelphia U.	1992-95	120	222	497	44.7
Beth Swift, Neb.-Kearney	1998-02	110	247	558	44.3
Deb Pope, Southern Ind.	1993-96	99	184	416	44.2
Colleen Sheridan, St. Rose	1997-00	130	266	605	44.0
Trish Van Diggelen, Mo.-Rolla	1989-92	108	219	499	43.9
Becky Davison, Bentley	2001-04	130	156	355	43.9
Tricia Floyd, Neb.-Omaha	1989-92	108	155	357	43.4
Amy Winslow, Mont. St.-Billings	1996-99	115	194	448	43.3
Krista Bernadt, Wayne St. (Neb.)	1998-01	111	200	463	43.2
Nicole Gruntorad, Neb.-Kearney/Wayne St. (Neb.)	2003-06	121	216	502	43.0
Laurie Melum, Augustana (S.D.)	1994-97	103	221	521	42.4
Becky McKinley, Bellarmine	1994-96	72	150	355	42.3
Terri Haynes, Mo. Southern St.	1990-91	54	180	427	42.2
Julie Dale, Southern Conn. St.	1988-90	81	150	356	42.1
Lisa Kurtenbach, South Dakota St.	1988-89	58	179	427	41.9
Amber Anderson, UC-Colo. Springs	1993-96	93	153	365	41.9
Teena Merrell, IPFW	1988-90	80	151	363	41.6
Tara Johnson, West Liberty St.	2001-04	114	321	781	41.1
Meshach Rhoades, Regis (Colo.)	1998-01	111	208	507	41.0
Betsy Bergdoll, Queens (N.C.)	1991-93	81	294	723	40.7
Melissa Graham, Indianapolis	1992-95	111	224	552	40.6
Sascha Hansen, St. Cloud St.	2003-06	121	185	456	40.6
Amy Swanson, Minn. St. Mankato	1993-96	108	217	535	40.6

**Record.*

FREE-THROW PERCENTAGE
(minimum 250 free throws made)

Player, Team	Seasons	G	FT	FTA	Pct.
Darlene Hildebrand, Philadelphia U.	1992-95	120	547	618	*88.5
Karyn Creager, Northern Ky.	2004-07	117	287	327	87.8
Kerri Lang, St. Anselm	1988-91	116	369	421	87.6
Jill Razor, Rollins	1998-01	121	657	755	87.0
Anita Cooper, Hampton	1983-86	118	271	313	86.6
Betsy Foy, GCSU	1999-02	86	501	582	86.1
Samantha Connor, Pitt.-Johnstown	2003-06	108	260	303	85.8
Sarah Howard, St. Cloud St.	1985-88	113	382	447	85.5
Mary Fisher, Michigan Tech	1984-87	95	250	293	85.3
Julie Szabo, S.C.-Aiken	2000-03	116	303	358	84.6
Amy Kessler, Pitt.-Johnstown	1989-92	111	291	344	84.6
Jennifer Havens, Nova Southeastern	2004-07	107	323	382	84.6
Sara Belanger, Minn. Duluth	1993-96	116	302	358	84.3
Whitney Golob, St. Martin's	2004-07	110	335	398	84.2
Michelle Vorst, Findlay	2004-06	79	355	422	84.1
Jessica Wollaston, Rollins	1996-99	115	391	467	83.7
Kelly West, West Liberty St.	2001-04	124	415	496	83.7
Caroline Schieve, Wis.-Parkside	2003-06	94	280	335	85.6
Bridgett Moore, Valdosta St.	1984-87	113	264	316	83.5
Denise Lopez, Regis (Colo.)	2004-07	122	465	557	83.5
Paulette King, Florida Tech	1992-93	59	402	482	83.4
Amy Wilhelm, Morningside	1984-87	114	356	427	83.4
Toni Leopard, Presbyterian	1999-02	120	446	535	83.4
Becky Davison, Bentley	2001-04	123	261	313	83.4
Jenni Miller, Pittsburg St.	1994-97	111	255	306	83.3
Karen Wusinich, Philadelphia U.	1996-97, 99-00	119	428	514	83.3

**Record.*

REBOUNDS

Player, Team	Seasons	G	Reb.
Francine Perry, Quinnipiac	1982-85	103	*1,626
Stacey Gillespie, Mercy	1983-86	117	1,617
Tracy Linton, Jacksonville St.	1990-93	116	1,530
Ashley Totedo, Shippensburg	1996-99	127	1,489

Player, Team	Seasons	G	Reb.
Joy Jeter, New Haven	1986-89	122	1,486
Kimberly Oates, Fort Valley St.	1986-89	110	1,448
Mabel Sanders, Savannah St.	1989-92	106	1,405
Trina Easley, San Fran. St.	1982-85	114	1,361
Erika Quigley, St. Cloud St.	2004-07	116	1,341
Vincene Morris, Philadelphia U.	1983-86	110	1,335
Tracy Sprolden, Valdosta St.	1998-01	107	1,331
Dina Kangas, Minn. Duluth	1988-91	124	1,320
Carrolyn Burke, Queens (N.Y.)	1993-96	96	1,283
Jennifer DiMaggio, Pace	1985-88	116	1,254
Juana Garcia, American Int'l	1992-96	118	1,223
Shelia Seward, Fayetteville St.	1987-90	100	1,211
Deb Schneider, Mansfield	1983-86	99	1,207
Becky Siembak, Slippery Rock/California (Pa.)	2001-04	125	1,203
Mary Kay Lynch, Gannon	1982-85	99	1,194
Kim Ambrose, Shaw	1982-85	89	1,191
Keauna Vinson, High Point/Barton	2003, 04-06	112	1,182
Jenny Crouse, North Dakota	1996-99	127	1,145
Jennifer Clarkson, Abilene Christian	1993-96	118	1,144
Kay Goodwin, Tex. A&M-Kingsville	1982-84	83	1,125
Alisha Ferguson, Philadelphia U.	2004-07	118	1,114

**Record.*

REBOUND AVERAGE
(minimum 900 rebounds)

Player, Team	Seasons	G	Reb.	Avg.
Norma Knight, Norfolk St.	1982-83	51	937	*18.4
Francine Perry, Quinnipiac	1982-85	103	*1,626	15.8
Jean Millen, Bloomsburg	1983-86	66	940	14.2
Stacey Gillespie, Mercy	1983-86	117	1,617	13.8
Kay Goodwin, Tex. A&M-Kingsville	1982-84	83	1,125	13.6
Kim Ambrose, Shaw	1982-85	89	1,191	13.4
Carrolyn Burke, Queens (N.Y.)	1993-96	96	1,283	13.4
Mabel Sanders, Savannah St.	1989-92	106	1,405	13.3
Tracy Linton, Jacksonville St.	1990-93	116	1,530	13.2
Kimberly Oates, Fort Valley St.	1986-89	110	1,448	13.2
Tracy Sprolden, Valdosta St.	1998-01	107	1,331	12.4
Deb Schneider, Mansfield	1983-86	99	1,207	12.2
Joy Jeter, New Haven	1986-89	122	1,486	12.2
Vincene Morris, Philadelphia U.	1983-86	110	1,335	12.1
Shelia Seward, Fayetteville St.	1987-90	100	1,211	12.1
Mary Kay Lynch, Gannon	1982-85	99	1,194	12.1
Trina Easley, San Fran. St.	1982-85	114	1,361	11.9
Ashley Totedo, Shippensburg	1996-99	127	1,489	11.7
Erika Quigley, St. Cloud St.	2004-07	116	1,341	11.6

**Record.*

ASSISTS

Player, Team	Seasons	G	Ast.
Joanna Bernabei, West Liberty St.	1994-97	116	*1,107
Lisa Rice, Norfolk St.	1992-95	124	1,067
Selina Bynum, Albany St. (Ga.)	1990-93	107	927
Kelly West, West Liberty St.	2001-04	124	899
Adrianne Harlow, West Liberty St.	1998-01	119	843
Pam Cummings, Northwest Mo. St.	1995-98	107	822
Jody Hill, Pace	1991-94	123	807
Hayley Blue, Charleston (W.V.)	1996-99	113	775
Megan Storck, California (Pa.)	2003-06	134	767
Kim Abts, Cal St. Chico	2002-05	111	747
Missy Wolfe, Bentley	1989-92	115	709
Kim Manifesto, Portland St.	1993-96	119	698
Nikki Leibold, Northern Mich.	1990-93	113	695
Jennifer Radosevic, St. Joseph's (Ind.)	1989-91	88	692
Amy Acker, Pace	1984-88	114	690
Callie Iorfido, Edinboro	2003-06	107	682
Kris Manske, Northern Mich.	1995-98	122	680
Susan Anderson, Minn. Duluth	1998-01	119	670
Shani Baraka, Johnson C. Smith	1991-94	111	668
Lori Richelderfer, California (Pa.)	1991-94	108	660
Lisa Monteleone, Bentley	1985-88	119	656
Tammy Wood, California (Pa.)	1989-92	105	656
Meshach Rhoades, Regis (Colo.)	1998-01	111	652
Lorraine Lynch, Dist. Columbia	1994-96	74	650
Kelly Parker, Central Okla.	1996-99	106	645
Jaime Pudenz, North Dakota	1997-00	126	645

**Record.*

ASSIST AVERAGE
(minimum 500 assists)

Player, Team	Seasons	G	Ast.	Avg.
Joanna Bernabei, West Liberty St.	1994-97	116	*1,107	*9.5
Hayley Lystlund, Augusta St.	1995-96	56	510	9.1
Lorraine Lynch, Dist. Columbia	1994-96	74	650	8.8
Selina Bynum, Albany St. (Ga.)	1990-93	107	927	8.7
Lisa Rice, Norfolk St.	1992-95	124	1,067	8.6
Tara Reardon, Queens (N.Y.)	1989-90, 93	73	617	8.5
Jennifer Radosevic, St. Joseph's (Ind.)	1989-91	88	692	7.9
Pam Cummings, Northwest Mo. St.	1995-98	107	822	7.7
Kelly West, West Liberty St.	2001-04	124	899	7.3
Adrianne Harlow, West Liberty St.	1998-01	119	843	7.1
Hayley Blue, Charleston (W.V.)	1996-99	113	775	6.9
Kim Abts, Cal St. Chico	2002-05	111	747	6.7
Jody Hill, Pace	1991-94	123	807	6.6
Debbie Miller, Seattle Pacific	1995, 97-98	86	558	6.5
Callie Iorfido, Edinboro	2003-06	107	682	6.4
Tammy Wood, California (Pa.)	1989-92	105	656	6.2
Lisa Houska, Mo.-St. Louis	1989-91	81	502	6.2
Missy Wolfe, Bentley	1989-92	115	709	6.2
Amy Acker, Pace	1984-88	114	690	6.1
Nikki Leibold, Northern Mich.	1990-93	113	695	6.1
Lori Richelderfer, California (Pa.)	1991-94	108	660	6.1
Paula Light, Millersville	1990-93	98	597	6.1
Dinah Jowers, Pace	1993-96	102	621	6.1
Kelly Parker, Central Okla.	1996-99	106	645	6.1
Jennifer Edgar, Troy	1990-93	107	644	6.0
Shani Baraka, Johnson C. Smith	1991-94	111	668	6.0

**Record.*

BLOCKED SHOTS

Player, Team	Seasons	G	Blk.
LaKisha Phifer, St. Paul's	1996-97, 99	76	*533
Jenny Crouse, North Dakota	1996-99	127	494
Rebecca Hanson, Pace	1991-94	119	485
Brittney Kroon, Seattle Pacific	2003-06	121	419
Aukse Steponaviciute, Abilene Christian	1994-97	123	392
Tracy Sprolden, Valdosta St.	1998-01	107	354
Kelly Borch, St. Michael's	1996-99	101	347
Emily Paffrath, Wingate	2004-07	123	327
Evija Azace, St. Rose	1996-99	86	322
Andrea Sunday, St. Anselm	1993-95	91	315
Ashley Totedo, Shippensburg	1996-99	127	315
Brandi Green, West Tex. A&M	1998-01	118	311
Julie Tarrance, Livingstone	1998-01	97	303
Erika Quigley, St. Cloud St.	2004-07	116	300
Meri Lou Gonzalez, Bellarmine	1995-98	111	279
Robyn Milne, Mont. St.-Billings	2002-05	104	278
Tiffiney Taylor, Fort Valley St.	1996-99	118	275
Susan Luecke, Mesa St.	1997-00	115	272
Jessie Henigman, Mont. St.-Billings	2000-03	112	272
Tonya Roper, Wingate	1993-94	56	267
+Jen Nnanna, American Int'l	2005-07	87	261
Cara Melton, Montevallo	1999-02	73	255
Suzie Gyarfas, California (Pa.)	2001-03	66	254
Emily Anspach, Le Moyne	1993-96	107	253
Tammy Daniels, Fort Valley St.	1996-99	115	252

**Record. +Active player.*

BLOCKED-SHOT AVERAGE
(minimum 200 blocked shots)

Player, Team	Seasons	G	Blk.	Avg.
LaKisha Phifer, St. Paul's	1996-97, 99	76	*533	*7.0
Tonya Roper, Wingate	1993-94	56	267	4.8
Jaana Kotova, West Liberty St.	2001-02	58	251	4.3
Rebecca Hanson, Pace	1991-94	119	485	4.1
Jenny Crouse, North Dakota	1996-99	127	494	3.9
Evija Azace, St. Rose	1996-99	86	322	3.7
Brittney Kroon, Seattle Pacific	2003-06	121	419	3.5
Andrea Sunday, St. Anselm	1993-95	91	315	3.5
Kelly Borch, St. Michael's	1996-99	101	347	3.4
Tracy Sprolden, Valdosta St.	1998-01	107	354	3.3
Aukse Steponaviciute, Abilene Christian	1994-97	123	392	3.2
Julie Tarrance, Livingstone	1998-01	97	303	3.1
Tonya Foster, Mo. Western St.	1994-95	66	203	3.1
Robyn Milne, Mont. St.-Billings	2002-05	104	278	2.7
Emily Paffrath, Wingate	2004-07	123	327	2.7
Brandi Green, West Tex. A&M	1998-01	118	311	2.6
Erika Quigley, St. Cloud St.	2004-07	116	300	2.6
Debbie Stiles, Franklin Pierce	1996-99	92	237	2.6
Christina Hollins, Fayetteville St.	1994-96	83	213	2.6
Der Shawnia Anderson, Alderson-Broaddus	1995-97	87	220	2.5
Meri Lou Gonzalez, Bellarmine	1995-98	111	279	2.5
Ashley Totedo, Shippensburg	1996-99	127	315	2.5
Amba Kongolo, N.C. Central	1999-02	90	225	2.5

Player, Team	Seasons	G	Blk.	Avg.
Susan Luecke, Mesa St.	1997-00	115	272	2.4
Emily Anspach, Le Moyne	1993-96	107	253	2.4
Amanda Brown, Winona St.	1998-01	99	233	2.4
Jessie Henigman, Mont. St.-Billings	2000-03	112	272	2.4

**Record.*

STEALS

Player, Team	Seasons	G	Stl.
Carone Harris, Central Ark.	2002-05	132	*667
Hayley Blue, Charleston (W.V.)	1996-99	113	605
Kim Manifesto, Portland St.	1993-96	119	525
Diana Lopez, Regis (Colo.)	2004-07	121	472
Tammy Walsh, Southampton	1994-97	111	465
Natoshia Williams, Fort Valley St.	1993-96	116	444
Lovee McKinney, Newberry	1995-98	105	424
Gema Robles, Millersville	2000-03	115	420
Safiyyah Bashir, Millersville	1998-01	115	414
Kelley Kruger, San Fran. St.	1999-02	105	403
Deanna Price, Elizabeth City St.	2004-07	114	401
Nana LuKengu Corts, St. Rose	1999-01	95	396
Kris Manske, Northern Mich.	1995-98	122	391
Darcy Stracke, Neb.-Kearney/Neb.-Omaha	1997-99, 00	116	391
Shaunici Morgan, Fayetteville St.	1993-97	107	389
Annie Heithoff, Mo. Western St.	1998-01	125	383
Michelle Harrison, N.C. Central	1994-97	101	382
Jennifer Clarkson, Abilene Christian	1993-96	118	379
Janette Pieczynski, Shippensburg	1998-01	125	379
Karen Curtis, High Point	1995-98	115	377
Becky Barrett, Stonehill	1996-99	123	372
Lorraine Lynch, Dist. Columbia	1994-96	74	370
Celia Mitchell, C.W. Post	1995-98	95	369
Ilze Auzina, St. Rose	1994-97	119	365
Clara Goggins, Michigan Tech	1997-00	120	363

**Record.*

STEAL AVERAGE
(Minimum 225 steals)

Player, Team	Seasons	G	Stl.	Avg.
Hayley Blue, Charleston (W.V.)	1996-99	113	605	*5.4
Carone Harris, Central Ark.	2002-05	132	*667	5.1
Lorraine Lynch, Dist. Columbia	1994-96	74	370	5.0
Valerie Curtis, Dist. Columbia	1993-95	67	318	4.7
Latasha Johnson, St. Leo	1994-95	51	228	4.5
Stephanie Hall, Charleston (W.V.)	1994-96	76	339	4.5
Kim Manifesto, Portland St.	1993-96	119	525	4.4
Queenie Edwards, Quinnipiac	1993-95	76	334	4.4
Rima Brazenas, Kennesaw St.	1999-00	61	267	4.4
Gladys Horton, LeMoyne-Owen	1993-95	57	248	4.4
Tammy Green, Philadelphia U.	1993-94	59	248	4.2
Tammy Walsh, Southampton	1994-97	111	465	4.2
Lovee McKinney, Newberry	1995-98	105	424	4.0
Diana Lopez, Regis (Colo.)	2004-07	121	472	3.9
Cynthia Bridges, Fort Valley St.	1993-95	87	338	3.9
Celia Mitchell, C.W. Post	1995-98	95	369	3.9
Natoshia Williams, Fort Valley St.	1993-96	116	444	3.8
Michelle Harrison, N.C. Central	1994-97	101	382	3.8
Kelly Charron, Fla. Southern	1993-95	91	342	3.8
Kelley Kruger, San Fran. St.	1999-02	105	403	3.8
Lisa Rice, Norfolk St.	1993-95	92	336	3.7
Gema Robles, Millersville	2000-03	115	420	3.7
Safiyyah Bashir, Millersville	1998-01	115	414	3.6
Alanda Danner, Lenoir-Rhyne	1993-96	94	336	3.6
Shaunici Morgan, Fayetteville St.	1993-97	107	389	3.6

**Record.*

2,000 POINTS & 1,000 REBOUNDS

Player, Team	Seasons	G	Pts.	Reb.
Dina Kangas, Minn. Duluth	1988-91	124	2,810	1,320
Claudia Schleyer, Abilene Christian	1983-86	114	2,770	1,086
Erika Quigley, St. Cloud St.	2004-07	116	2,570	1,341
Jennifer Clarkson, Abilene Christian	1993-96	118	2,463	1,144
Joy Jeter, New Haven	1986-89	122	2,299	1,486
Jenny Crouse, North Dakota	1996-99	127	2,284	1,145
Lisa Lee, Charleston (W.V.)	2003-06	129	2,260	1,002
Niki Bracken, Cal Poly Pomona	1987-90	126	2,246	1,053
Heather Garay, Humboldt St./ Cal St. Bakersfield	2000-03	105	2,195	1,093
Juana Garcia, American Int'l	1992-96	118	2,189	1,223
Jennifer DiMaggio, Pace	1985-88	116	2,125	1,254
Liz Davies, Gannon	1993-96	101	2,059	1,070
Ashley Totedo, Shippensburg	1996-99	127	2,050	1,489
Becky Siembak, Slippery Rock/California (Pa.)	2001-04	125	2,019	1,203
Trina Easley, San Fran. St.	1982-85	114	2,014	1,361

Annual Individual Champions

Scoring Average

Season	Player, Team	G	FG	3FG	FT	Pts.	Avg.
1982	Donna Hammond, UC Riverside	26	290	—	145	725	27.9
1983	Stacey Cunningham, Shippensburg	22	266	—	126	658	29.9
1984	Claudia Schleyer, Abilene Christian	26	250	—	153	653	25.1
1985	Yvonnie Owens, Clark Atlanta	31	287	—	219	793	25.6
1986	Claudia Schleyer, Abilene Christian	28	293	—	184	770	27.5
1987	Theresa Lorenzi, Bloomsburg	25	282	—	84	648	25.9
1988	Mary Naughton, Stonehill	31	291	1	216	799	25.8
1989	Shannon Williams, Valdosta St.	26	251	0	196	698	26.8
1990	Kim Brewington, Johnson C. Smith	28	312	62	222	908	32.4
1991	Jackie Givens, Fort Valley St.	28	369	120	217	*1,075	*38.4
1992	Paulette King, Florida Tech	29	322	2	209	855	29.5
1993	Yolanda Griffith, Fla. Atlantic	22	262	0	97	621	28.2
1994	Tammy Greene, Philadelphia U.	30	278	27	199	782	26.1
1995	Shander Gary, Lynn†	20	235	0	149	619	31.0
1996	Lindy Jones, IPFW	28	240	51	196	727	26.0
1997	Joanna Cuprys, Kennesaw St.	31	289	92	137	807	26.0
1998	Konecka Drakeford, Johnson C. Smith	27	339	19	146	843	31.2
1999	Angie Hupfer, St. Joseph's (Ind.)	27	316	35	160	827	30.6
2000	Angie Hupfer, St. Joseph's (Ind.)	26	245	22	147	659	25.3
2001	Brandi Green, West Tex. A&M	27	255	0	127	637	23.6
2002	Heather Garay, Cal St. Bakersfield	29	265	0	183	713	24.6
2003	Tysell Bozeman, Felician	27	*420	31	145	1,016	37.6
2004	Candice Allen, Cal Poly Pomona	30	254	29	197	734	24.5
2005	Candice Allen, Cal Poly Pomona	26	247	47	186	727	28.0
2006	Jennifer Harris, Washburn	33	295	57	150	797	24.2
2007	Erika Quigley, St. Cloud St.	28	273	1	138	685	24.5

**Record. †Declared champion; with one more game played (making 77.8 percent), still would have highest average (29.5).*

Field-Goal Percentage

Season	Player, Team	G	FG	FGA	Pct.
1982	Diane Velky, Quinnipiac	28	146	220	66.4
1983	Jackie Andrews, Morris Brown	22	134	200	67.0
1984	Janice Washington, Valdosta St.	33	308	489	63.0
1985	Sharon Lyke, Utica	26	222	345	64.3
1986	Candace Fincher, Valdosta St.	27	185	277	66.8
1987	Tracy Payne, St. Joseph's (Ind.)	28	183	282	64.9
1988	Tracy Payne, St. Joseph's (Ind.)	31	242	368	65.8
1989	Tracy Payne, St. Joseph's (Ind.)	31	221	333	66.4
1990	Bridget Lindquist, Augustana (S.D.)	28	149	230	64.8
1991	Darla Leavitt, West Tex. A&M	27	145	215	67.4
1992	Corinne Vanderwal, California (Pa.)	26	156	228	68.4
1993	Missy Taylor, Oakland City	29	267	385	69.4
1994	Julie Szykowny, Gannon	26	157	233	67.4
1995	Tarra Blackwell, Fla. Southern	32	239	361	66.2
1996	Deidre Williams, Valdosta St.	27	219	288	*76.0
1997	Stacy Johnson, Delta St.	29	236	338	69.8
1998	Jenny Crouse, North Dakota	32	236	345	68.4
1999	Staci Elder, West Ala.	24	172	259	66.4
2000	Jackie Bucher, Abilene Christian	27	229	330	69.4
2001	Temeshia Dawkins, Wingate	30	190	274	69.3
2002	Melanie Carter, Abilene Christian	24	165	243	67.9
2003	Melissa Pater, South Dakota St.	35	267	411	65.0
2004	Nina Smith, Holy Family	26	191	279	68.5
2005	Sammy Kromm, Wis.-Parkside	32	215	332	64.8
2006	Beckey Marquardt-King, Lake Superior St.	29	202	284	71.1
2007	Michelle Lieber, Mont. St.-Billings	26	147	216	68.1

**Record.*

Three-Point Field Goals Per Game

Season	Player, Team	G	3FG	Avg.
1988	Lisa Blackmon-Phillips, West Ga.	22	81	3.7
1989	Lisa Blackmon-Phillips, West Ga.	29	138	*4.8
1990	Michelle Butler, West Ala.	27	88	3.3
1991	Jackie Givens, Fort Valley St.	28	120	4.3
1992	Betsy Bergdoll, Queens (N.C.)	28	103	3.7
1993	Carolyn Brown, St. Augustine's	24	90	3.8
1994	Sharon Harris, Morris Brown	27	105	3.9
1995	Jenni Miller, Pittsburg St.	29	116	4.0
1996	Sheila Leopold, Lincoln (Mo.)	26	106	4.1
1997	Laurie Melum, Augustana (S.D.)	28	112	4.0
1998	Lorie Martinez, Tex. A&M-Kingsville	26	104	4.0
1999	Reagan Housch, Columbus St.	32	127	4.0
2000	Janell Gerk, S.C.-Aiken	27	111	4.1
2001	Takia Barnes, Dist. Columbia	27	86	3.2
2002	Sarah Condra, Christian Bros.	26	102	3.9
2003	Tara Johnson, West Liberty St.	32	122	3.8
2004	Tara Johnson, West Liberty St.	31	119	3.8
2005	Stacey Moore, West Liberty St.	27	120	4.4
2006	Ashley Reed, Fairmont St.	29	116	4.0
2007	Kanani Marshal, Tex. A&M-Commerce	37	*145	3.9

**Record.*

Three-Point Field-Goal Percentage

Season	Player, Team	G	3FG	3FGA	Pct.
1988	Jackie Farnan, NYIT	26	58	114	50.9
1989	Trish Van Diggelen, Mo.-Rolla	25	43	81	53.1
1990	Durene Heisler, North Dakota	31	63	112	*56.3
1991	Greta Fadness, Alas. Anchorage	25	63	127	49.6
1992	Darlene Hildebrand, Philadelphia U.	32	48	95	50.5
1993	Kelly Tomlin, West Ala.	26	56	110	50.9
1994	Lisa Smith, Bluefield St.	29	60	125	48.0
1995	Deb Pope, Southern Ind.	27	74	146	50.7
1996	Stephanie Williams, West Tex. A&M	31	51	102	50.0
1997	Joanna Cuprys, Kennesaw St.	31	92	187	49.2
1998	Becky Mauck, North Ala.	25	45	80	*56.3
1999	Michele Tuchfarber, Northern Ky.	32	54	102	52.9
2000	Krista Bernadt, Wayne St. (Neb.)	28	73	132	55.3
2001	Beth Swift, Neb.-Kearney	30	74	157	47.1
2002	Lindsay Baker, Pitt.-Johnstown	27	68	142	47.9
2003	Michelle Bruns, Southwest Minn. St.	31	73	139	52.5
2004	Erin Moran, Indianapolis	32	67	130	51.5
2005	Kelly McRee, Grand Canyon	22	50	98	51.0
2006	Nicole Gruntorad, Wayne St. (Neb.)	31	69	142	48.6
2007	Ashleigh Curry, Mo. Western St.	26	73	152	48.0

**Record.*

Free-Throw Percentage

Season	Player, Team	G	FT	FTA	Pct.
1982	Kelly Legler, Southern Ore.	21	53	59	89.8
1983	Cindy Pavell, New Haven	27	76	87	87.4
1984	Margie Speaks, Ky. Wesleyan	23	58	65	89.2
1985	Lisa McGhee, West Ga.	26	81	91	89.0
1986	Kim Scamman, Northwest Mo. St.	27	96	109	88.1
1987	Teena Merrell, IPFW	26	69	76	90.8
1988	Sarah Howard, St. Cloud St.	28	111	123	90.2
1989	Dixie Horn, SIU Edwardsville	27	89	100	89.0
1990	Denise Nehme, Northern Colo.	28	88	98	89.8
1991	Kerri Lang, St. Anselm	31	92	102	90.2
1992	Kelly Jewett, Franklin Pierce	31	112	121	92.6
1993	Renae Aschoff, Portland St.	29	75	85	88.2
1994	Sara Belanger, Minn. Duluth	31	79	90	87.8
1995	Darlene Hildebrand, Philadelphia U.	31	210	230	91.3
1996	Katie Murphy, IUPUI	23	84	90	93.3
1997	Meredith Galena, St. Anselm	29	90	101	89.1
1998	Becky Mauck, North Ala.	25	94	107	87.9
1999	Briana Abrahamsen, Western Wash.	30	85	93	91.4
2000	Shanna Renken, Cal St. Dom. Hills	25	70	77	90.9
2001	Christine Kane, Assumption	28	78	86	90.7
2002	Molly Knobbe, Central Mo.	30	132	144	91.7
2003	Mary Kacic, Dowling	31	118	128	92.2
2004	Kiesha Mack, West Chester	29	73	80	91.3
2005	Adrienne Taalak, Alas. Fairbanks	23	93	101	92.1
2006	Kinsey Tucker, Harding	27	74	82	90.2
2007	Amber Rutherford, North Ala.	26	134	143	*93.7

**Record.*

Rebound Average

Season	Player, Team	G	Reb.	Avg.
1982	Francine Perry, Quinnipiac	28	*635	*22.7
1983	Chanel Hamilton, Dist. Columbia	19	399	21.0
1984	Kim Ambrose, Shaw	23	383	16.7
1985	Yvonnie Owens, Clark Atlanta	31	502	16.2
1986	Von Fulmore, N.C. Central	26	464	17.8
1987	Jackie Anderson, Livingstone	22	331	15.0
1988	Jackie Anderson, Livingstone	23	325	14.1
1989	Kimberly Oates, Fort Valley St.	28	424	15.1
1990	Stephanie Palmer, Norfolk St.	25	370	14.8
1991	Mabel Sanders, Savannah St.	28	407	14.5
1992	Mabel Sanders, Savannah St.	29	426	14.7
1993	Vanessa White, Tuskegee	25	433	17.3
1994	Carrolyn Burke, Queens (N.Y.)	25	379	15.2
1995	Robin Scott, Lees-McRae†	19	309	16.3
1996	Kisha Conway, Francis Marion	27	423	15.7
1997	Heather Gates, Edinboro	33	473	14.3
1998	Latriesha Moon, Alabama A&M	27	403	14.9
1999	Heather Corby, California (Pa.)	27	366	13.6
2000	Tracy Sprolden, Valdosta St.	26	382	14.7
2001	Trish Martin, Morningside	26	340	13.1
2002	Erica Harris, Montevallo	26	336	12.9
2003	Naomi Mobley, Shaw	31	454	14.6
2004	Crystal Clary, Lenoir-Rhyne	28	357	12.8
2005	Celeste Trahan, Elizabeth City St.	29	398	13.7
2006	Celeste Trahan, Elizabeth City St.	25	365	14.6
2007	Latoya Wiley, BYU-Hawaii	25	356	14.2

**Record. †Declared champion; with one more game played (making 76.9 percent), still would have highest average (15.5).*

Assist Average

Season	Player, Team	G	Ast.	Avg.
1989	Denise Holm, Minn. Duluth	32	291	9.1
1990	Jennifer Radosevic, St. Joseph's (Ind.)	30	281	9.4
1991	Selina Bynum, Albany St. (Ga.)	26	274	10.5
1992	Selina Bynum, Albany St. (Ga.)	26	*309	*11.9
1993	Selina Bynum, Albany St. (Ga.)	26	280	10.8
1994	Lorraine Lynch, Dist. Columbia	24	226	9.4
1995	Lorraine Lynch, Dist. Columbia	26	246	9.5
1996	Hayley Lystlund, Augusta St.	28	281	10.0
1997	Joanna Bernabei, West Liberty St.	29	296	10.2
1998	Pam Cummings, Northwest Mo. St.	27	234	8.7
1999	Rima Brazenas, Kennesaw St.	31	263	8.5
2000	Adrianne Harlow, West Liberty St.	30	240	8.0
2001	Adrianne Harlow, West Liberty St.	30	255	8.5
2002	Kelly West, West Liberty St.	31	265	8.5
2003	Kelly West, West Liberty St.	32	302	9.4
2004	Princess Wimsatt, Bellarmine	30	253	8.4
2005	Kim Abts, Cal St. Chico	30	290	9.7
2006	Brooke Underwood, Tusculum	28	246	8.8
2007	Katie LaViolette, Concordia-St. Paul	32	297	9.3

**Record.*

Blocked-Shot Average

Season	Player, Team	G	Blk.	Avg.
1993	Rebecca Hanson, Pace	30	142	4.7
1994	Rebecca Hanson, Pace	31	194	6.3
1995	Kendra Banzet, Central Mo.	26	88	3.4
1996	LaKisha Phifer, St. Paul's	25	*219	*8.8
1997	LaKisha Phifer, St. Paul's	26	168	6.5
1998	Kelly Borch, St. Michael's	24	122	5.1
1999	LaKisha Phifer, St. Paul's	25	146	5.8
2000	Tracy Sprolden, Valdosta St.	26	112	4.3
2001	Jaana Kotova, West Liberty St.	30	159	5.3
2002	Stacy Schrader, LeMoyne-Owen	31	159	5.1
2003	Stacy Schrader, LeMoyne-Owen	27	122	4.5
2004	Brittney Kroon, Seattle Pacific	31	135	4.4
2005	Lauren Harris, Kennesaw St.	30	161	5.4
2006	Alicia Saunders, West Tex. A&M	32	134	4.2
2007	Jen Nnanna, American Int'l	29	117	4.0

**Record.*

Steal Average

Season	Player, Team	G	Stl.	Avg.
1993	Valerie Curtis, Dist. Columbia	22	135	6.1
1994	Lorraine Lynch, Dist. Columbia	24	126	5.3
1995	Cynthia Bridges, Fort Valley St.	30	146	4.9
1996	Lorraine Lynch, Dist. Columbia	24	140	5.8
1997	Hayley Blue, Charleston (W.V.)	27	155	5.7
1998	Hayley Blue, Charleston (W.V.)	30	167	5.6
1999	Hayley Blue, Charleston (W.V.)	28	*192	*6.9
2000	Rima Brazenas, Kennesaw St.	30	144	4.8
2001	Nana LuKengu Corts, St. Rose	30	152	5.1
2002	Carone Harris, Central Ark.	31	188	6.1
2003	Gema Robles, Millersville	29	171	5.9
2004	Natasha Molock, Metro St.	28	140	5.0
2005	Carone Harris, Central Ark.	35	190	5.4
2006	Emily Brister, West Tex. A&M	32	132	4.1
2007	Diana Lopez, Regis (Colo.)	31	141	4.5

**Record.*

Team Records

Note: Where records involve both teams, each team must be an NCAA Division II member institution.

SINGLE-GAME RECORDS

Scoring

POINTS
155—West Tex. A&M vs. National Christian (33), Nov. 29, 2001

POINTS BY LOSING TEAM (including overtimes)
130—Northern Ky. vs. St. Joseph's (Ind.) (131), Feb. 27, 1988 (5 ot)

POINTS BY LOSING TEAM (regulation time)
106—Lewis vs. St. Joseph's (Ind.) (111), Jan. 13, 1990; Mo.-St. Louis vs. Truman (109), Jan. 13, 1990; Ashland vs. West Liberty St. (112), Dec. 3, 1994; Mars Hill vs. Wingate (107), Feb. 10, 1997

POINTS, BOTH TEAMS
261—St. Joseph's (Ind.) (131) vs. Northern Ky. (130), Feb. 27, 1988 (5 ot)

POINTS IN A HALF
85—West Texas A&M vs. National Christian, Nov. 29, 2001

FEWEST POINTS ALLOWED
7—Dowling (88) vs. St. Joseph's (L.I.), Dec. 16, 1995

FEWEST POINTS, BOTH TEAMS
67—Shaw (37) vs. Livingstone (30), Jan. 16, 1997

WINNING MARGIN
122—West Texas A&M (155) vs. National Christian (33), Nov. 29, 2001

LARGEST MARGIN OVERCOME FOR VICTORY
24—Cal Poly Pomona (73) vs. San Fran. St. (62), Jan. 7, 2000 (largest deficit came at 4:48, first half)

Field Goals

FIELD GOALS
62—Norfolk St. vs. Fayetteville St., Nov. 20, 1990 (104 attempts)

FIELD-GOAL ATTEMPTS
134—Lincoln (Mo.) vs. Harris-Stowe, Feb. 12, 1982 (54 made)

FIELD-GOAL PERCENTAGE
(Min. 24 made) 77.8%—Lynn vs. Virgin Islands, Feb. 21, 1997 (49 of 63)

FIELD-GOAL PERCENTAGE, HALF
(Min. 20 made) 84.6%—Northern Ky. vs. Southern Ind., Jan. 7, 1982 (22 of 26); Oakland vs. Lake Superior St., Feb. 10, 1990 (22 of 26)

Three-Point Field Goals

THREE-POINT FIELD GOALS
26—Clarion vs. Ashland, Feb. 24, 1992 (52 attempts)

THREE-POINT FIELD GOALS, BOTH TEAMS
26—Clarion (26) vs. Ashland (0), Feb. 24, 1992; Oakland (14) vs. Michigan Tech (12), Feb. 9, 1995

CONSECUTIVE THREE-POINT FIELD GOALS
10—Quinnipiac vs. Bryant, Feb. 4, 1989; Quinnipiac vs. New Haven, Feb. 6, 1989

THREE-POINT FIELD-GOAL ATTEMPTS
52—Clarion vs. Ashland, Feb. 24, 1992 (26 made)

THREE-POINT FIELD-GOAL ATTEMPTS, BOTH TEAMS
67—Clarion (47) vs. Westminster (Pa.) (20), Nov. 13, 1998

THREE-POINT FIELD-GOAL PERCENTAGE
(Min. 10 made) 100%—Salem Int'l vs. West Va. Wesleyan, Jan. 11, 2003 (10 of 10)

THREE-POINT FIELD-GOAL PERCENTAGE, BOTH TEAMS
(Min. 10 made) 76.5%—NYIT (9 of 11) vs. Queens (N.Y.) (4 of 6), Dec. 9, 1987 (13 of 17)

Free Throws

FREE THROWS
52—Northern St. vs. Fort Lewis, Dec. 3, 1994 (63 attempts)

FREE THROWS, BOTH TEAMS
68—Metro St. (38) vs. Denver (30), Feb. 15, 1992

FREE-THROW ATTEMPTS
64—Quincy vs. Lincoln (Mo.), Jan. 22, 1990 (49 made); Neb.-Kearney vs. Hastings, Jan. 15, 1991 (40 made); Fayetteville St. vs. Savannah St., Nov. 27, 2000 (made 33)

FREE-THROW ATTEMPTS, BOTH TEAMS
97—Glenville St. (52) vs. Davis & Elkins (45), Jan. 30, 1995 (2 ot)

FEWEST FREE THROWS
0—Many teams

FEWEST FREE-THROW ATTEMPTS
0—Many teams

FREE-THROW PERCENTAGE
(Best perfect game) 100%—Tusculum vs. Mars Hill, Jan. 28, 2004 (29 of 29)

FREE-THROW PERCENTAGE, BOTH TEAMS
(Min. 40 made) 89.4%—St. Cloud St. (27 of 27) vs. Cal St. L.A. (15 of 20), Dec. 17, 1992 (42 of 47)

Rebounds

REBOUNDS
99—Morris Brown vs. Knoxville, Feb. 17, 1995

REBOUND MARGIN
66—Humboldt St. (77) vs. Dominican (Cal.) (11), Nov. 24, 1990

Assists

ASSISTS
42—Lynn vs. Virgin Islands, Nov. 29, 1996

Steals

STEALS
45—Henderson St. vs. Rhema, Dec. 19, 2002

Personal Fouls

PERSONAL FOULS
45—West Ala. vs. Ala.-Huntsville, Nov. 27, 1990

PERSONAL FOULS, BOTH TEAMS
72—Pfeiffer (41) vs. Barton (31), Jan. 8, 2007

Overtimes

OVERTIME PERIODS
5—St. Joseph's (Ind.) (131) vs. Northern Ky. (130), Feb. 2, 1988; Florida Tech (82) vs. Fla. Southern (81), Jan. 28, 2006

POINTS IN ONE OVERTIME PERIOD
31—Colorado St.-Pueblo vs. Adams St., Feb. 8, 1994

POINTS IN ONE OVERTIME PERIOD, BOTH TEAMS
53—Colorado St.-Pueblo (31) vs. Adams St. (22), Feb. 8, 1994

POINTS IN OVERTIME PERIODS
38—West Va. Wesleyan vs. Fairmont St., Jan. 10, 2002 (4 ot)

POINTS IN OVERTIME PERIODS, BOTH TEAMS
70—West Va. Wesleyan (38) vs. Fairmont St. (32), Jan. 10, 2002 (4 ot)

WINNING MARGIN IN OVERTIME GAME
23—Southern Ind. (99) vs. Mo.-St. Louis (76), Jan. 15, 2001

SEASON RECORDS

Scoring

POINTS
3,357—Hampton, 1988 (34 games)

HIGHEST AVERAGE PER GAME
98.7—Hampton, 1988 (3,357 in 34)

HIGHEST AVERAGE SCORING MARGIN
36.7—West Tex. A&M, 1991 (86.3 own, 49.7 opponent)

MOST GAMES WITH AT LEAST 100 POINTS
16—Hampton, 1988

CONSECUTIVE GAMES WITH AT LEAST 100 POINTS
5—Valdosta St., 1987; Hampton, 1988

Field Goals

FIELD GOALS
1,324—Hampton, 1988 (2,887 attempts)

FIELD GOALS PER GAME
38.9—Hampton, 1988 (1,324 in 34)

FIELD-GOAL ATTEMPTS
2,887—Hampton, 1988 (1,324 made)

FIELD-GOAL ATTEMPTS PER GAME
87.3—Alabama A&M, 1996 (2,271 in 26)

FIELD-GOAL PERCENTAGE
52.4%—West Tex. A&M, 1988 (1,138 of 2,173)

Three-Point Field Goals

THREE-POINT FIELD GOALS
386—Clarion, 1992 (1,068 attempts)

THREE-POINT FIELD GOALS PER GAME
13.3—Clarion, 1992 (386 in 29)

THREE-POINT FIELD-GOAL ATTEMPTS
1,101—Clarion, 1993 (337 made)

THREE-POINT FIELD-GOAL ATTEMPTS PER GAME
36.8—Clarion, 1992 (1,068 in 29)

THREE-POINT FIELD-GOAL PERCENTAGE
(Min. 70 made) 54.1%—North Dakota, 1990 (73 of 135)
(Min. 100 made) 48.9%—NYIT, 1988 (111 of 227)

Free Throws

FREE THROWS
739—Shippensburg, 1996 (1,032 attempts)

FREE THROWS PER GAME
22.2—Jacksonville St., 1991 (666 in 30); Tusculum, 1999 (555 in 25)

FREE-THROW ATTEMPTS
1,032—Shippensburg, 1996 (739 made)

FREE-THROW ATTEMPTS PER GAME
33.3—Fayetteville St., 1998 (900 in 27)

FREE-THROW PERCENTAGE
82.4%—Southwestern Okla., 2003 (393 of 477)

Rebounds

REBOUNDS
1,875—Quinnipiac, 1982 (28 games)

HIGHEST AVERAGE PER GAME
67.0—Quinnipiac, 1982 (1,875 in 28)

HIGHEST AVERAGE REBOUND MARGIN
29.9—Quinnipiac, 1982 (67.0 own, 37.1 opponent)

Personal Fouls

PERSONAL FOULS
1,040—Mercy, 1988 (26 games)

PERSONAL FOULS PER GAME
40.0—Mercy, 1988 (1,040 in 26)

FEWEST PERSONAL FOULS
213—Sacred Heart, 1987 (26 games)

FEWEST PERSONAL FOULS PER GAME
8.2—Sacred Heart, 1987 (213 in 26)

Defense

FEWEST POINTS PER GAME ALLOWED
44.1—Southern Conn. St., 2006 (1,456 in 33)

LOWEST FIELD-GOAL PERCENTAGE ALLOWED
29.8%—Rollins, 2006 (527 of 1,771)

General Records

VICTORIES IN A SEASON
36—Drury, 2004

CONSECUTIVE VICTORIES
51—Washburn, from Jan. 26, 2005, to March 11, 2006 (ended with a 61-59 OT loss to Emporia St., March 13, 2006)

CONSECUTIVE VICTORIES IN A SEASON
34—St. Rose, from Nov. 5, 1999, to March 12, 2000 (ended with 60-50 loss to Northern Ky., March 22, 2000); North Dakota, from Nov. 4, 2005, to March 11, 2006 (ended with 75-69 loss to St. Cloud St., March 13, 2006)

CONSECUTIVE HOME-COURT VICTORIES
87—Neb.-Kearney, from Jan. 31, 1995, to Nov. 24, 2001 (ended with a 46-45 loss to Washburn)

CONSECUTIVE ROAD VICTORIES
32—St. Rose, from Nov. 30, 1996, to Feb. 20, 1999

CONSECUTIVE WINNING SEASONS
26—Bellarmine, 1982-07 (current); Bentley, 1982-07 (current)

CONSECUTIVE NON-LOSING SEASONS
26—Bellarmine, 1982-07 (current); Bentley, 1982-07 (current)

CONSECUTIVE 20-WIN SEASONS
24—Bentley, 1984-07 (current)

CONSECUTIVE 30-WIN SEASONS
5—Bentley, 1989-93

IMPROVED WON-LOST RECORD
18½—Grand Canyon, 2007 (23-4, from 4-22 in 2006)

CONSECUTIVE DEFEATS
70—Notre Dame de Namur, from Dec. 15, 1988, to Feb. 13, 1992 (ended with 53-32 win over Simpson, Feb. 15, 1992)

30-GAME WINNERS
36—Drury, 2004
35—California (Pa.), 2004; Washburn, 2005
34—Fort Hays St., 1991; St. Rose, 2000; North Dakota, 2006; Fla. Gulf Coast, 2007
33—Hampton, 1988; West Tex. A&M, 1988; Bentley, 1991, 2003; Norfolk St., 1991; Emporia St., 1998; St. Rose, 1998; California (Pa.), 2003; Anderson (S.C.), 2005; Grand Valley St., 2006
32—Saginaw Valley, 1985; Delta St., 1990, 2001; Northern St., 1994; North Dakota St., 1995; Bentley, 1999; Northern Ky., 2000; South Dakota St., 2003; Shaw, 2005; Washburn, 2006
31—St. Cloud St., 1983; Bentley, 1989, 1990, 1992, 2001; North Dakota St., 1991; Southeast Mo. St., 1991; Portland St., 1992; Washburn, 1993; Mo. Western St., 1995; Abilene Christian, 1996; North Dakota, 1998, 1999; Arkansas Tech, 1999; Columbus St., 2001; Shaw, 2003; Merrimack, 2004; Charleston (W.V.), 2006
30—Saginaw Valley, 1984; Valdosta St., 1984; Hampton, 1985, 1987; Cal Poly Pomona, 1986; Delta St., 1988, 1989, 1992, 2006; West Tex. A&M, 1991; Bentley, 1993, 1998; Michigan Tech, 1993; North Dakota St., 1993, 1996; Stonehill, 1995; Kennesaw St., 1997; Southern Ind., 1997; Francis Marion, 1998; Emporia St., 1999; Northern Ky., 1999; Washburn, 2003; Seattle Pacific, 2004, 2005; Drury, 2006; Glenville St., 2006

UNBEATEN TEAMS
1995—North Dakota St. (32-0)

Team Leaders

Single-Game Records

SCORING

Pts.	Team vs. Opponent	Date
155	West Tex. A&M vs. National Christian (33)	Nov. 29, 2001
148	Clarion vs. Westminster (Pa.) (62)	Nov. 20, 1992
143	Norfolk St. vs. Fayetteville St. (43)	Nov. 20, 1990
140	Norfolk St. vs. Elizabeth City St.	Feb. 22, 1992
138	Clarion vs. Bethany (W.V.)	Nov. 21, 1992
138	Lynn vs. Virgin Islands	Nov. 29, 1996
137	Portland St. vs. Pacific (Ore.)	Nov. 29, 1993
136	Bellarmine vs. P.R.-Humacao (25)	Nov. 17, 2000
134	West Tex. A&M vs. American (P.R.)	Dec. 9, 1999
133	Alabama A&M vs. LeMoyne-Owen	Dec. 7, 1992
133	Alas. Anchorage vs. LSU-Shreveport	Jan. 12, 1996
132	Tarleton St. vs. Whittier	Dec. 30, 1996
132	Lincoln Memorial vs. Lees-McRae	Nov. 14, 1998
132	Henderson St. vs. Rhema	Dec. 19, 2002
131	St. Joseph's (Ind.) vs. Northern Ky. (130) (5 ot)	Feb. 27, 1988
131	Norfolk St. vs. St. Paul's	Feb. 8, 1995
131	North Dakota vs. Mayville St.	Nov. 25, 1997

SCORING IN A HALF

Pts.	Team vs. Opponent	Date
85	West Tex. A&M vs. National Christian	Nov, 29, 2001
78	Norfolk St. vs. Fayetteville St.	Nov. 20, 1990
78	Clarion vs. Westminster (Pa.)	Nov. 20, 1992
78	Portland St. vs. Pacific (Ore.)	Nov. 29, 1993
75	Bellarmine vs. P.R.-Humacao	Nov. 17, 2000
75	Barry vs. P.R.-Cayey	Nov. 24, 2001
75	Henderson St. vs. Rhema	Dec. 19, 2002
73	Mississippi-Women vs. Concordia (Tex.)	Feb. 19, 1998
72	North Dakota St. vs. North Ala.	March 24, 1994
70	West Tex. A&M vs. National Christian	Nov. 29, 2001
70	Cal St. Chico vs. Cal St. Stanislaus	Dec. 8, 2004
69	Indiana (Pa.) vs. Mercyhurst	Dec. 17, 1983
69	St. Rose vs. C.W. Post	Dec. 8, 1993
69	Lynn vs. Virgin Islands	Nov. 29, 1996
69	Lynn vs. Virgin Islands	Nov. 29, 1996

FIELD-GOAL PERCENTAGE (minimum 24 made)

Pct.	Team vs. Opponent	Date
.778	Lynn vs. Virgin Islands (49-63)	Feb. 21, 1997
.775	North Dakota vs. Cal St. Dom. Hills (31-40)	Nov. 27, 1981
.737	Shaw vs. Allen (28-38)	Nov. 17, 1998
.721	Pittsburg St. vs. Southwest Baptist (31-43)	Feb. 3, 1993
.720	IPFW vs. IUPUI (36-50)	Jan. 23, 1992
.719	Western Wash. vs. Evergreen St. (41-57)	Dec. 13, 2004
.718	Presbyterian vs. Mount Olive (28-39)	Jan. 2, 2006
.712	Arkansas Tech vs. Southern Ark. (37-52)	Feb. 9, 1998
.707	Oakland City vs. Ind.-South Bend (41-58)	Jan. 16, 1993
.707	Valdosta St. vs. Tuskegee (41-58)	Dec. 5, 1995
.702	Indianapolis vs. Mo.-St. Louis (33-47)	Jan. 18, 2003
.700	Elizabeth City St. vs. Winston-Salem (28-40)	Jan. 18, 1993
.700	Neb.-Kearney vs. Colo. Christian (42-60)	Feb. 18, 2000
.698	Angelo St. vs. Midwestern St. (37-53)	Feb. 24, 2005

THREE-POINT FIELD GOALS (since 1988)

3 FG	Team vs. Opponent	Date
26	Clarion vs. Ashland	Feb. 24, 1992
23	Fayetteville St. vs. UNC Pembroke	Dec. 2, 2000
22	Colo. Christian vs. Fort Hays St.	Jan. 20, 2001
22	Fairmont St. vs. Columbia Union	Dec. 2, 2005
21	Clarion vs. Edinboro	Jan. 30, 1991
20	Regis (Colo.) vs. Mary	Nov. 25, 2006
20	Regis (Colo.) vs. Chadron St.	Jan. 20, 2007
19	N.M. Highlands vs. Adams St.	Feb. 16, 1999
19	Mo. Western St. vs. Northwest Mo. St.	Feb. 10, 2001
18	Clarion vs. Tampa	Jan. 6, 1992
18	Clarion vs. Bethany (W.V.)	Nov. 21, 1992
18	Oakland vs. Mich.-Dearborn	Nov. 19, 1994
18	Oakland vs. Southern Ind.	March 7, 1996
18	Gannon vs. Northwood (Mich.)	Dec. 7, 1998
18	IPFW vs. Mo.-St. Louis	Feb. 15, 2001
18	Anderson (S.C.) vs. North Greenville	Dec. 12, 2002
18	Northern Colo. vs. Colorado Mines	Nov. 28, 2003
18	Northern Colo. vs. NYIT	Dec. 6, 2003
18	West Liberty St. vs. Concord	Feb. 1, 2007
18	Tusculum vs. Mars Hill	Feb. 21, 2007

THREE-POINT FIELD GOAL PERCENTAGE
(minimum 10 made; since 1988)

3 FG%	Team vs. Opponent	Date
1.000	Salem Int'l vs. West Va. Wesleyan (10-10)	Jan. 11, 2003
.917	Fort Hays St. vs. Central Christian (11-12)	Feb. 1, 2005
.857	Queens (N.Y) vs. St. Thomas Aquinas (12-14)	Jan. 18, 2006
.833	Bluefield St. vs. West Va. Wesleyan (10-12)	Jan. 20, 2007
.786	Drury vs. Quincy (11-14)	Dec. 8, 2005
.769	Grand Canyon vs. Colorado St.-Pueblo (10-13)	Nov. 30, 2004
.769	Southwest Minn. St. vs. Winona St. (10-13)	Jan. 15, 2005
.769	California (Pa.) vs. Millersville (10-13)	March 3, 2006
.769	Tex. A&M-Commerce vs. Southeastern Okla. (10-13)	Feb. 17, 2007
.733	North Dakota St. vs. Bentley (11-15)	Dec. 12, 1998
.733	South Dakota vs. Mesa St. (11-15)	Nov. 15, 2004
.722	Pittsburg St. vs. Truman (13-18)	Jan. 28, 1995
.722	Mo. Southern St. vs. Northwest Mo. St. (13-18)	Feb. 9, 2002
.714	Bentley vs. Assumption (10-14)	Jan. 30, 1999
.714	Henderson St. vs. Philander Smith (10-14)	Nov. 20, 2001
.714	Hillsdale vs. Holy Family (10-14)	Dec. 19, 2004
.714	Mars Hill vs. Catawba (10-14)	Feb. 16, 2005
.714	Stonehill vs. Bentley (15-21)	Nov. 22, 2005
.714	Angelo St. vs. Southeastern Okla. (10-14)	Jan. 5, 2006
.714	Wayne St. (Neb.) vs. Concordia-St. Paul (10-14)	Feb. 17, 2006

FREE THROW PERCENTAGE (minimum 26 made)

FT%	Team vs. Opponent	Date
1.000	Tusculum vs. Mars Hill (29-29)	Jan. 28, 2004
1.000	St. Cloud St. vs. Cal St. L.A. (27-27)	Dec. 17, 1992
.969	Central Okla. vs. Eastern N.M. (31-32)	Jan. 18, 1992
.968	Pitt.-Johnstown vs. Lock Haven (30-31)	Dec. 30, 1998
.968	Southwest Baptist vs. Mo. Western St. (30-31)	Feb. 5, 2005
.966	Bloomsburg vs. Slippery Rock (28-29)	Nov. 16, 1996
.966	LeMoyne-Owen vs. Rust (28-29)	Jan. 20, 1998
.964	St. Martin's vs. Warner Pacific (27-28)	Dec. 4, 2002
.964	Southwestern Okla. vs. Midwestern St. (27-28)	Jan. 17, 2004
.963	Findlay vs. Ferris St. (26-27)	Dec. 4, 2003
.931	North Dakota St. vs. Portland St. (27-29)	March 25, 1995
.931	Pittsburg St. vs. Mo.-Rolla (27-29)	Jan. 10, 2001
.927	Wright St. vs. Dist. Columbia (38-41)	Jan. 11, 1987
.919	St. Rose vs. East Stroudsburg (34-37)	March 10, 1995
.902	Cal St. Bakersfield vs. Cal St. Chico (37-41)	March 2, 2001

REBOUNDS

Reb.	Team vs. Opponent	Date
99	Morris Brown vs. Knoxville	Feb. 17, 1995
92	Fort Valley St. vs. Benedict	Jan. 20, 1988
92	Adelphi vs. Concordia (N.Y.)	Dec. 8, 1990
92	Fort Valley St. vs. Knoxville	Jan. 15, 1991
92	Barry vs. P.R.-Cayey	Nov. 24, 2000
85	Mo.-St. Louis vs. Harris-Stowe	Nov. 27, 1981
80	Cal St. L.A. vs. Cal St. San B'dino	Jan. 28, 1987
80	North Dakota St. vs. Longwood	Dec. 7, 1990
78	Mississippi-Women vs. West Ga.	Nov. 21, 1995
77	St. Rose vs. Queens (N.Y.)	Dec. 28, 1993
76	Indiana (Pa.) vs. St. Vincent	Nov. 18, 1983
76	Indianapolis vs. IUPUI	Nov. 26, 1991
76	Henderson St. vs. American (P.R.)	Nov. 30, 2001

ASSISTS (since 1989)

Ast.	Team vs. Opponent	Date
42	Lynn vs. Virgin Islands	Nov. 29, 1996
39	North Dakota vs. Mayville St.	Nov, 25, 1997
38	Indiana (Pa.) vs. Indianapolis	Dec. 4, 1992
38	Neb.-Kearney vs. St. Mary (Neb.)	Nov. 17, 2000
37	Bellarmine vs. P.R.-Humacao	Nov. 17, 2000
36	North Dakota St. vs. Northern Colo.	Feb. 2, 1991
36	West Tex. A&M vs. National Christian	Nov. 29, 2001
36	Henderson St. vs. Rhema	Dec. 19, 2002

STEALS (since 1993)

Stl.	Team vs. Opponent	Date
45	Henderson St. vs. Rhema	Dec. 19, 2002
38	Gannon vs. Hilbert	Feb. 10, 1994
35	Lynn vs. Virgin Islands	Nov. 29, 1996
35	Fayetteville St. vs. Virginia St.	Feb. 22, 2001
34	GCSU vs. Clark Atlanta	Nov. 13, 1993
33	St. Rose vs. C.W. Post	Feb. 25, 1995
33	North Dakota vs. Colorado Mines	Nov. 29, 1996
32	West Tex. A&M vs. National Christian	Nov. 29, 2001
32	Indiana (Pa.) vs. St. Francis (Pa.)	Dec. 11, 1982
30	Lynn vs. Virgin Islands	Feb. 21, 1997
30	Truman vs. Harris-Stowe	Nov. 18, 1997
30	Shippensburg vs. Georgian Court	Nov. 19, 1999
29	Southern Ind. vs. St. Francis (Ind.)	Dec. 7, 1996
29	Southern Ind. vs. Tri-State	Dec. 29, 1998
29	Millersville vs. Cheyney	Feb. 14, 2001

Season Records

WON-LOST PERCENTAGE

Team	Season	Won	Lost	Pct.
North Dakota St.	1995	32	0	1.000
California (Pa.)	2004	35	1	.972
St. Rose	2000	34	1	.971
North Dakota	2006	34	1	.971
Fla. Gulf Coast	2007	34	1	.971
Hampton	1988	33	1	.971
West Tex. A&M	1988	33	1	.971
Emporia St.	1998	33	1	.971
St. Rose	1998	33	1	.971
Saginaw Valley	1985	32	1	.970
Delta St.	1990	32	1	.970
Northern St.	1994	32	1	.970
Washburn	2006	32	1	.970
Washburn	1993	31	1	.969
North Dakota	1998	31	1	.969
North Dakota	1999	31	1	.969
Columbus St.	2001	31	1	.969

SCORING OFFENSE

Team	Season	G	Pts.	Avg.
Hampton	†1988	34	3,357	98.7
Clarion	†1992	29	2,730	94.1
Florida Tech	1992	29	2,694	92.9
Jacksonville St.	†1991	30	2,780	92.7
Augustana (S.D.)	1992	30	2,774	92.5
Norfolk St.	†1995	30	2,752	91.7
St. Joseph's (Ind.)	†1990	30	2,745	91.5
Emporia St.	†1999	33	3,014	91.3
Barry	1991	30	2,730	91.0
St. Augustine's	1992	26	2,364	90.9
Pitt.-Johnstown	1990	29	2,627	90.6
Shaw	†2005	34	3,081	90.6
North Dakota	†1998	32	2,893	90.4
Norfolk St.	1992	32	2,890	90.3
Edinboro	1992	30	2,708	90.3
Augustana (S.D.)	†1993	29	2,612	90.1
Emporia St.	1998	34	3,061	90.0
Emporia St.	†2000	32	2,876	89.9
Northern Mich.	1993	28	2,512	89.7
North Dakota	1999	32	2,866	89.6

†National leader.

SCORING DEFENSE

Team	Season	G	Pts.	Avg.
Southern Conn. St.	†2006	33	1,456	44.1
St. John Fisher	†1986	24	1,072	44.7
Valdosta St.	†2007	31	1,425	46.0
Fla. Gulf Coast	2007	35	1,615	46.1
Fla. Gulf Coast	2006	31	1,447	46.7
Delta St.	2006	33	1,543	46.8
Fla. Atlantic	†1987	26	1,226	47.2
Rollins	2006	30	1,436	47.9
St. Rose	†1998	34	1,636	48.1
Arkansas Tech	†2003	33	1,604	48.6
Delta St.	2007	32	1,575	49.2
Army	†1990	29	1,431	49.3
Southern Conn. St.	†2004	29	1,431	49.3
West Tex. A&M	†1991	32	1,589	49.7
Southern Conn. St.	2007	36	1,790	49.7
Bloomsburg	1991	28	1,398	49.9
Valdosta St.	†2005	31	1,555	50.2
Emporia St.	†2001	31	1,570	50.6
Barry	2007	28	1,421	50.8
Holy Family	2007	32	1,647	51.5

†National leader.

SCORING MARGIN

Team	Season	Own	Opp.	Mar.
West Tex. A&M	†1991	86.3	49.7	36.7
St. Rose	†1998	82.9	48.1	34.8
Hampton	†1988	98.7	65.1	33.6
Fla. Gulf Coast	†2007	79.7	46.1	33.6
North Dakota St.	†1993	89.3	58.5	30.8
North Dakota	1998	90.4	61.1	29.3
Emporia St.	†1999	91.3	62.2	29.2
Norfolk St.	1991	87.7	58.6	29.1
St. Rose	†2000	82.1	53.2	28.9

Team	Season	Own	Opp.	Mar.
Abilene Christian	†1996	89.4	60.7	28.7
Emporia St.	2000	89.9	61.6	28.3
Drury	†2004	84.2	55.8	28.3
Saginaw Valley	†1984	83.6	55.5	28.1
St. Rose	1999	84.0	55.9	28.1
Drury	†2005	85.0	56.9	28.1
North Dakota St.	†1995	85.5	57.6	27.9
Florida Int'l	†1986	80.8	53.5	27.3
Saginaw Valley	†1985	83.4	56.2	27.3
Shaw	2005	90.6	63.3	27.3
Columbus St.	†2001	87.3	60.3	27.0

†National leader.

FIELD-GOAL PERCENTAGE

Team	Season	FG	FGA	Pct.
West Tex. A&M	†1988	1,138	2,173	52.4
St. Joseph's (Ind.)	1988	963	1,841	52.3
California (Pa.)	†2004	1,227	2,355	52.1
Pitt.-Johnstown	1988	936	1,804	51.9
Cal Poly Pomona	†1983	1,088	2,100	51.8
Valdosta St.	†1996	830	1,603	51.8
St. Joseph's (Ind.)	†1990	1,058	2,052	51.6
Delta St.	†1987	1,068	2,072	51.5
Oakland City	†1993	929	1,806	51.4
Valdosta St.	†1986	853	1,659	51.4
Pittsburg St.	1990	750	1,462	51.3
St. John Fisher	1983	880	1,721	51.1
St. Joseph's (Ind.)	1987	850	1,667	51.0
West Tex. A&M	†1991	1,095	2,148	51.0
Arkansas Tech	†1998	947	1,858	51.0
UNC Pembroke	†1984	981	1,925	51.0
St. Joseph's (Ind.)	†1989	1,030	2,022	50.9
Oakland	1990	1,047	2,057	50.9
Lake Superior St.	†2003	898	1,764	50.9
Pitt.-Johnstown	1991	931	1,831	50.8
North Dakota	1990	1,030	2,028	50.8

†National leader.

FIELD-GOAL PERCENTAGE DEFENSE

Team	Season	FG	FGA	Pct.
Rollins	†2006	527	1,771	29.8
Virginia Union	†1998	550	1,821	30.2
Holy Family	†2004	579	1,895	30.6
St. Rose	1998	600	1,948	30.8
Pace	†1994	657	2,133	30.8
Shaw	†2003	682	2,211	30.8
St. Rose	1994	546	1,765	30.9
West Liberty St.	†2002	636	2,035	31.3
Fort Valley St.	†1999	581	1,842	31.5
Delta St.	2006	492	1,553	31.7
Holy Family	†2007	563	1,777	31.7
Pace	†1997	680	2,135	31.9
Rollins	2004	579	1,807	32.0
Fla. Gulf Coast	2006	512	1,595	32.1
St. Paul's	1999	537	1,670	32.2
Savannah St.	†1995	536	1,666	32.2
Albany St. (Ga.)	†1991	581	1,797	32.3
Fort Valley St.	1998	551	1,699	32.4
Morris Brown	†1996	574	1,769	32.4
Kutztown	2002	522	1,593	32.8
Barry	2007	491	1,498	32.8
Clayton St.	2003	510	1,554	32.8

†National leader.

THREE-POINT FIELD GOALS PER GAME (since 1988)

Team	Season	G	3FG	Avg.
Clarion	†1992	29	386	13.3
Clarion	†1993	30	337	11.2
Oakland	1993	28	282	10.1
West Liberty St.	†2007	31	311	10.0
Oakland	†1995	31	310	10.0
Clarion	†1991	32	317	9.9
Oakland	†1994	28	275	9.8
Northern Colo.	†2004	27	265	9.8
West Liberty St.	2004	31	304	9.8
Fla. Gulf Coast	2007	35	337	9.6
IPFW	†2000	27	251	9.3
South Dakota	†2005	30	280	9.3
West Liberty St.	†2006	31	285	9.2
Oakland	†1996	29	266	9.2
West Liberty St.	†2002	31	279	9.0
South Dakota	†2003	32	288	9.0
Regis (Colo.)	2007	32	288	9.0
Minn. St. Mankato	2003	27	242	9.0
Regis (Colo.)	2006	32	283	8.8
Wayne St. (Mich.)	2003	29	256	8.8
Cal St. Chico	2004	28	245	8.8

†National leader.

THREE-POINT FIELD-GOAL PERCENTAGE
(since 1988; minimum 3.0 per game)

Team	Season	G	3FG	3FGA	Pct.
NYIT	†1988	26	111	227	48.9
Neb.-Kearney	†2000	30	153	334	45.8
Navy	1988	25	79	173	45.7
Bridgeport	1989	30	98	215	45.6
Alas. Anchorage	1990	27	90	198	45.5
Neb.-Kearney	†2001	30	148	338	43.8
Northern Ky.	2000	34	194	446	43.5
IPFW	1990	29	89	207	43.0
Francis Marion	†1999	30	130	303	42.9
Philadelphia U.	†1993	29	114	266	42.9
Portland St.	†1994	29	96	224	42.9
Indianapolis	†2004	32	196	460	42.6
Minn. Duluth	1989	32	113	269	42.0
Kennesaw St.	†1997	32	122	292	41.8
Bellarmine	1992	28	139	333	41.7
Philadelphia U.	1992	32	96	230	41.7
Minn. Duluth	1994	31	106	254	41.7
Philadelphia U.	2004	30	124	298	41.6
Cal Poly	1988	25	76	183	41.5
Mars Hill	2001	25	132	318	41.5
Pfeiffer	†2003	29	135	325	41.5

†National leader.

FREE-THROW PERCENTAGE

Team	Season	FT	FTA	Pct.
Southwestern Okla.	†2003	393	477	82.4
Southwestern Okla.	†2004	402	498	80.7
Hillsdale	†2002	454	565	80.4
Findlay	2004	422	526	80.2
Indianapolis	†2005	442	552	80.1
Mars Hill	2004	481	601	80.0
Queens (N.Y.)	2005	417	523	79.7
UC Davis	2004	467	588	79.4
SIU Edwardsville	2003	412	520	79.2
Northwest Nazarene	2004	435	550	79.1
Northwest Nazarene	2005	400	506	79.1
Southwestern Okla.	2005	402	509	79.0
Philadelphia U.	†1997	555	705	78.7
Glenville St.	2004	485	617	78.6
Augustana (S.D.)	†1993	567	722	78.5
Wayne St. (Neb.)	†2007	490	624	78.5
Washburn	†1998	409	521	78.5
Harding	†2006	488	622	78.5
Glenville St.	2003	535	682	78.4
Philadelphia U.	†1994	507	648	78.2

†National leader.

REBOUND MARGIN

Team	Season	Own	Opp.	Mar.
Quinnipiac	†1982	67.0	37.1	29.9
Northern St.	†1995	50.5	31.5	19.0
Elizabeth City St.	†1990	58.5	40.6	17.9
Norfolk St.	1982	58.1	40.2	17.8
Alabama A&M	†1987	57.0	39.3	17.7
Alabama A&M	†1985	65.6	48.6	17.0
Oakland City	†1993	49.8	33.0	16.8
Norfolk St.	†1983	62.9	46.1	16.8
North Dakota St.	1993	54.4	37.7	16.7
Cal St. Dom. Hills	1995	52.2	35.6	16.6
North Dakota St.	†1994	54.0	37.5	16.5
Alabama A&M	†1986	62.0	45.6	16.4
Delta St.	1987	47.6	31.4	16.2
Pace	†1988	51.9	36.0	15.9
North Dakota St.	1995	50.8	35.2	15.6
Alabama A&M	1988	55.7	40.1	15.6
Delta St.	1990	48.1	32.6	15.5
St. Joseph's (Ind.)	1990	48.8	33.5	15.4
North Dakota St.	†1996	50.0	34.6	15.3
Virginia Union	1996	60.0	44.8	15.2

†National leader.

CONSECUTIVE VICTORIES

Wins	Team	Dates
51	Washburn	Jan. 26, 2005 to March 11, 2006
49	North Dakota St.	Feb. 25, 1994 to Dec. 15, 1995
42	North Dakota St.	Jan. 19, 1996 to March 8, 1997
34	St. Rose	Nov. 5, 1999 to March 12, 2000
34	Northern Ky.	Jan. 8, 2000 to Jan. 6, 2001
34	North Dakota	Nov. 4, 2005 to March 11, 2006
34	Fla. Gulf Coast	Nov. 16, 2006 to March 24, 2007
33	Norfolk St.	1990-91
32	Bentley	March 23, 1991 to March 21, 1992
30	Bentley	Nov. 26, 2002 to March 26, 2003
29	Bentley	Nov. 20, 1990 to March 1, 1991
29	Southern Ind.	Nov. 30, 1996 to March 20, 1997
26	Fla. Southern	Dec. 7, 1994 to March 11, 1995
26	Cal St. Bakersfield	Dec. 18, 2002 to March 17, 2003
24	California (Pa.)	Nov. 15, 2003 to Feb. 14, 2004
23	Bentley	Jan. 11, 1989 to March 23, 1989
23	Bentley	Dec. 20, 1998 to March 6, 1999
21	Pace	March 10, 1984 to Jan. 30, 1985
21	Bentley	Dec. 17, 1988 to March 3, 1989
21	Bentley	Jan. 3, 2001 to March 10, 2001
21	Adelphi	Nov. 16, 2001 to Feb. 7, 2002

CONSECUTIVE HOME-COURT VICTORIES

Wins	Team	Dates
87	Neb.-Kearney	Jan. 31, 1995 to Nov. 24, 2001
85	West Tex. A&M	Jan. 9, 1987 to Dec. 6, 1991
64	Glenville St.	Jan. 16, 1999 to Dec. 1, 2004
62	Emporia St.	Feb. 27, 1997 to Jan. 13, 2001
58	North Dakota St.	Feb. 25, 1994 to March 8, 1997
56	California (Pa.)	Feb. 24, 2002 to Nov. 19, 2004
51	Southeast Mo. St.	1984-89
49	Abilene Christian	Jan. 23, 1995 to Nov. 28, 1998
44	Washburn	Dec. 1, 1990 to March 20, 1993
44	St. Rose	Jan. 4, 1999 to Dec. 4, 2001
39	North Dakota	Feb. 28, 1997 to Dec. 11, 1999
38	Washburn	Jan. 17, 2004 to March 11, 2006
36	North Dakota St.	Jan. 25, 1986 to March 19, 1988
35	Pace	Jan. 25, 1985 to Jan. 19, 1989
33	Southern Ind.	March 1, 1996 to March 3, 1998
32	Bentley	Feb. 5, 1995 to Feb. 28, 1997
31	Bentley	Dec. 16, 1989 to March 1, 1991
29	Cal Poly Pomona	Dec. 18, 1985 to Nov. 20, 1987
29	Bentley	March 8, 1991 to Jan. 28, 1993

All-Time Most Improved Teams

School (Coach)	Year	W-L	Pvs.	$Games Improved
Grand Canyon (Craig Wiginton)	2007	23-4	4-22	18.5
Bridgeport (Mark McCaleb)	2005	22-9	3-24	17
Christian Bros. (Todd Schaefer)	2004	23-7	5-22	16.5
LeMoyne-Owen (Eddie Cook)	1994	18-11	1-25	15.5
Fort Lewis (Patty Patton Shearer)	2002	17-8	2-24	15.5
Armstrong Atlantic (Roger Hodge)	2003	27-4	11-18	15
North Dakota (Gene Roebuck)	1988	22-6	7-20	14.5
Cal St. L.A. (Marcia Murota)	2006	20-8	5-22	14.5
Presbyterian (Jessica Vanco)	2006	21-7	7-21	14
Kentucky St. (Michelle Clark-Heard)	2007	19-9	5-23	14
Lock Haven (Valerie Curtis)	2006	17-9	4-23	13.5
Midwestern St. (Shannon Burks)	2001	23-7	8-18	13
Shaw (Jacques Curtis)	2003	31-3	15-13	13
Clayton St. (Dennis Cox)	2005	25-7	10-18	13
Grand Valley St. (Dawn Plitzuweit)	2005	28-6	11-15	13
GCSU (John Carrick)	2004	28-6	13-16	12.5
Carson-Newman (Dean Walsh)	2005	25-8	10-18	12.5
Augusta St. (Lowell Barnhart)	1992	23-6	11-18	12
St. Cloud St. (Gladys Ziemer)	1983	31-4	15-12	12
Armstrong Atlantic (Lenny Passink)	1990	15-9	3-21	12
Tex. A&M-Kingsville (Jill Willson)	1992	18-8	6-20	12
Angelo St. (Sally Walling-Brooks)	2001	20-8	7-19	12
N.C. Central (Joli Robinson)	2001	25-6	12-17	12
Newberry (Jason Brink)	2005	18-12	5-23	12
Delta St. (Sandra Rushing)	2006	30-3	15-12	12

$ To determine games improved, add the difference in victories between the two seasons to the difference in losses, then divide by two. Includes postseason.

Annual Team Champions

Won-Lost Percentage

Season	Team	Won	Lost	Pct.
1982	Springfield	23	3	.885
1983	Virginia Union	27	2	.931
1984	Saginaw Valley	30	1	.968
1985	Saginaw Valley	32	1	.970
1986	Florida Int'l	26	2	.929
1987	Albany St. (Ga.)	28	1	.966
1988	Hampton	33	1	.971
	West Tex. A&M	33	1	.971
1989	Bloomsburg	28	2	.933
1990	Delta St.	32	1	.970
1991	Fort Hays St.	34	2	.944
1992	Bentley	31	2	.939
1993	Washburn	31	1	.969
1994	Northern St.	32	1	.970
1995	North Dakota St.	32	0	*1.000
1996	Norfolk St.	28	1	.966
1997	St. Rose	29	1	.967
1998	Emporia St.	33	1	.971
	St. Rose	33	1	.971
1999	North Dakota	31	1	.969
2000	St. Rose	34	1	.971
2001	Columbus St.	31	1	.969
2002	Adelphi	28	3	.903
2003	Seattle Pacific	29	1	.967
2004	California (Pa.)	35	1	.972
2005	North Dakota St.	26	1	.963
2006	North Dakota	34	1	.971
2007	Fla. Gulf Coast	34	1	.971

**Record.*

Scoring Offense

Season	Team	G	W-L	Pts.	Avg.
1982	Charleston (W.V.)	34	27-7	2,767	81.4
1983	Valdosta St.	31	27-4	2,610	84.2
1984	Dayton	31	27-4	2,597	83.8
1985	Hampton	34	30-4	3,021	88.9
1986	Delta St.	31	28-3	2,765	89.2
1987	Morningside	30	20-10	2,626	87.5
1988	Hampton	34	33-1	*3,357	*98.7
1989	St. Augustine's	27	18-9	2,297	85.1
1990	St. Joseph's (Ind.)	30	28-2	2,745	91.5
1991	Jacksonville St.	30	26-4	2,780	92.7
1992	Clarion	29	25-4	2,730	94.1
1993	Augustana (S.D.)	29	24-5	2,612	90.1
1994	Augustana (S.D.)	29	23-6	2,543	87.7
1995	Norfolk St.	30	25-5	2,752	91.7
1996	Abilene Christian	33	31-2	2,950	89.4
1997	Southern Ind.	32	30-2	2,844	88.9
1998	North Dakota	32	31-1	2,893	90.4
1999	Emporia St.	33	30-3	3,014	91.3
2000	Emporia St.	32	28-4	2,876	89.9
2001	Columbus St.	32	31-1	2,792	87.3
2002	North Dakota	29	24-5	2,389	82.4
2003	South Dakota St.	35	32-3	2,999	85.7
2004	Anderson (S.C.)	32	25-7	2,719	85.0
2005	Shaw	34	32-2	3,081	90.6
2006	Anderson (S.C.)	32	27-5	2,672	83.5
2007	Pfeiffer	31	26-5	2,573	83.0

**Record.*

Scoring Defense

Season	Team	G	W-L	Pts.	Avg.
1982	St. John Fisher	24	20-4	1,262	52.6
1983	IPFW	21	17-4	1,135	54.0
1984	Saginaw Valley	31	30-1	1,720	55.5
1985	Chapman	29	25-4	1,496	51.6
1986	St. John Fisher	24	21-3	1,072	44.7
1987	Fla. Atlantic	26	21-5	1,226	47.2
1988	West Tex. A&M	34	33-1	1,818	53.5
1989	UC Davis	26	20-6	1,399	53.8
1990	Army	29	19-10	1,431	49.3
1991	West Tex. A&M	32	30-2	1,589	49.7
1992	Oakland City	25	17-8	1,337	53.5
1993	Minn. Duluth	30	22-8	1,701	56.7
1994	Pace	31	27-4	1,669	53.8
1995	UC Davis	29	25-4	1,606	55.4
1996	UC Davis	29	25-4	1,537	53.0
1997	Bowie St.	31	29-2	1,635	52.7
1998	St. Rose	34	33-1	1,636	48.1
1999	Bowie St.	29	25-4	1,527	52.7
2000	St. Rose	35	34-1	1,861	53.2
2001	Emporia St.	31	29-2	1,570	50.6
2002	Arkansas Tech	31	25-6	1,658	53.5
2003	Arkansas Tech	33	29-4	1,604	48.6
2004	Southern Conn. St.	29	19-10	1,431	49.3
2005	Valdosta St.	31	24-7	1,555	50.2
2006	Southern Conn. St.	33	29-4	1,456	*44.1
2007	Valdosta St.	31	24-7	1,425	46.0

**Record.*

Scoring Margin

Season	Team	Own	Opp.	Mar.
1982	Pitt.-Johnstown	76.7	56.0	20.7
1983	Florida Int'l	83.6	60.2	23.4
1984	Saginaw Valley	83.6	55.5	28.1
1985	Saginaw Valley	83.4	56.2	27.3
1986	Florida Int'l	80.8	53.5	27.3
1987	Delta St.	83.0	58.5	24.5
1988	Hampton	*98.7	65.1	33.6
1989	Central Mo.	81.1	59.9	21.2
1990	Delta St.	85.6	59.6	26.0
1991	West Tex. A&M	86.3	49.7	*36.7
1992	Norfolk St.	90.3	66.2	24.1
1993	North Dakota St.	89.3	58.5	30.8
1994	Pace	76.4	53.8	22.5
1995	North Dakota St.	85.5	57.6	27.9
1996	Abilene Christian	89.4	60.7	28.7
1997	St. Rose	80.8	54.4	26.4
1998	St. Rose	82.9	48.1	34.8
1999	Emporia St.	91.3	62.2	29.2
2000	St. Rose	82.1	53.2	28.9
2001	Columbus St.	87.3	60.3	27.0
2002	West Liberty St.	74.0	56.0	18.0
2003	South Dakota St.	85.7	62.6	23.1
2004	Drury	84.2	55.8	28.4
2005	Drury	85.0	56.9	28.1
2006	Fla. Gulf Coast	72.7	46.7	26.1
2007	Fla. Gulf Coast	79.7	46.1	33.6

**Record.*

Field-Goal Percentage

Season	Team	FG	FGA	Pct.
1982	Cal Poly Pomona	1,194	2,382	50.1
1983	Cal Poly Pomona	1,088	2,100	51.8
1984	UNC Pembroke	981	1,925	51.0
1985	Mercer	1,129	2,305	49.0
1986	Valdosta St.	853	1,659	51.4
1987	Delta St.	1,068	2,072	51.5
1988	West Tex. A&M	1,138	2,173	*52.4
1989	St. Joseph's (Ind.)	1,030	2,022	50.9
1990	St. Joseph's (Ind.)	1,058	2,052	51.6
1991	West Tex. A&M	1,095	2,148	51.0
1992	Portland St.	1,119	2,224	50.3
1993	Oakland City	929	1,806	51.4
1994	Washburn	862	1,708	50.5
1995	West Tex. A&M	902	1,779	50.7
1996	Valdosta St.	830	1,603	51.8
1997	SIU Edwardsville	718	1,438	49.9
1998	Arkansas Tech	947	1,858	51.0
1999	St. Rose	993	2,026	49.0
2000	Delta St.	946	1,882	50.3
2001	Northern Ky.	834	1,695	49.2
2002	Assumption	683	1,426	47.9
2003	Lake Superior St.	898	1,764	50.9
2004	California (Pa.)	1,227	2,355	52.1
2005	Bellarmine	830	1,724	48.1
2006	Ashland	892	1,867	47.8
2007	Ashland	764	1,580	48.4

**Record.*

Field-Goal Percentage Defense

Season	Team	FG	FGA	Pct.
1982	St. John Fisher	516	1,526	33.8
1983	Dist. Columbia	575	1,708	33.7
1984	Virginia Union	593	1,683	35.2
1985	New Haven	668	2,004	33.3
1986	Concordia (N.Y.)	470	1,313	35.8
1987	Virginia St.	669	1,858	36.0
1988	Fort Valley St.	621	1,773	35.0
1989	California (Pa.)	675	1,878	35.9
1990	Virginia St.	674	1,977	34.1
1991	Albany St. (Ga.)	581	1,797	32.3
1992	Oakland City	515	1,555	33.1
1993	Pace	659	1,962	33.6
1994	Pace	657	2,133	30.8
1995	Savannah St.	536	1,666	32.2
1996	Morris Brown	574	1,769	32.4
1997	Pace	680	2,135	31.9
1998	Virginia Union	550	1,821	30.2
1999	Fort Valley St.	581	1,842	31.5
2000	Mesa St.	574	1,738	33.0
2001	Emporia St.	559	1,649	33.9
2002	West Liberty St.	636	2,035	31.3
2003	Shaw	682	2,211	30.8
2004	Holy Family	579	1,895	30.6
2005	American Int'l	581	1,759	33.0
2006	Rollins	527	1,771	*29.8
2007	Holy Family	563	1,777	31.7

**Record.*

Three-Point Field Goals Per Game

Season	Team	G	3FG	Avg.
1988	Keene St.	29	239	8.2
1989	Keene St.	31	204	6.6
1990	Fort Valley St.	29	184	6.3
1991	Clarion	32	317	9.9
1992	Clarion	29	*386	*13.3
1993	Clarion	30	337	11.2
1994	Oakland	28	275	9.8
1995	Oakland	31	310	10.0
1996	Oakland	29	266	9.2
1997	Augustana (S.D.)	28	238	8.5
1998	North Dakota	32	260	8.1
1999	N.M. Highlands	27	225	8.3
2000	IPFW	27	251	9.3
2001	West Liberty St.	30	250	8.3
2002	West Liberty St.	31	279	9.0
2003	South Dakota	32	288	9.0
2004	Northern Colo.	27	265	9.8
2005	South Dakota	30	280	9.3
2006	West Liberty St.	31	285	9.2
2007	West Liberty St.	31	311	10.0

**Record.*

Three-Point Field-Goal Percentage

Season	Team	G	3FG	3FGA	Pct.
1988	NYIT	26	111	227	¢48.9
1989	Augustana (S.D.)	28	72	156	46.2

Season	Team	G	3FG	3FGA	Pct.
1990	North Dakota	31	73	135	*54.1
1991	Alas. Anchorage	28	83	197	42.1
1992	Indianapolis	28	77	182	42.3
1993	Philadelphia U.	29	114	266	42.9
1994	Portland St.	29	96	224	42.9
1995	Bemidji St.	27	164	397	41.3
1996	Tarleton St.	26	105	260	40.4
1997	Kennesaw St.	32	122	292	41.8
1998	Bridgeport	26	107	260	41.2
1999	Francis Marion	30	130	303	42.9
2000	Neb.-Kearney	30	153	334	45.8
2001	Neb.-Kearney	30	148	338	43.8
2002	Northern Mich.	29	220	551	39.9
2003	Pfeiffer	29	135	325	41.5
2004	Indianapolis	32	196	460	42.6
2005	South Dakota	30	280	715	39.2
2006	Regis (Colo.)	32	283	719	39.4
2007	West Tex. A&M	33	165	416	39.7

**Record. ¢Record for minimum 100 made.*

Free-Throw Percentage

Season	Team	FT	FTA	Pct.
1982	Cal Poly Pomona	451	580	77.8
1983	Minn. Duluth	441	601	73.4
1984	Ky. Wesleyan	378	498	75.9
1985	Niagara	323	432	74.8
1986	Southern N.H.	466	611	76.3
1987	IPFW	396	525	75.4
1988	Mo.-St. Louis	361	483	74.7
1989	IPFW	463	605	76.5
1990	Lake Superior St.	448	598	74.9
1991	Augustana (S.D.)	418	557	75.0
1992	Pitt.-Johnstown	491	633	77.6
1993	Augustana (S.D.)	567	722	78.5
1994	Philadelphia U.	507	648	78.2
1995	St. Anselm	455	595	76.5
1996	IPFW	604	787	76.7
1997	Philadelphia U.	555	705	78.7
1998	Washburn	409	521	78.5
1999	Alas. Fairbanks	397	512	77.5
2000	Northern Mich.	514	658	78.1
2001	GCSU	539	694	77.7
2002	Hillsdale	454	565	80.4
2003	Southwestern Okla.	393	477	*82.4
2004	Southwestern Okla.	402	498	80.7
2005	Indianapolis	442	552	80.1
2006	Harding	488	622	78.5
2007	Wayne St. (Neb.)	490	624	78.5

**Record.*

Rebound Margin

Season	Team	Own	Opp.	Mar.
1982	Quinnipiac	*67.0	37.1	*29.9
1983	Norfolk St.	62.9	46.1	16.8
1984	Quinnipiac	51.5	41.0	10.5
1985	Alabama A&M	65.6	48.6	17.0
1986	Alabama A&M	62.0	45.6	16.4
1987	Alabama A&M	57.0	39.3	17.7
1988	Pace	51.9	36.0	15.9
1989	Fort Valley St.	54.6	41.7	12.9
1990	Elizabeth City St.	58.5	40.6	17.9
1991	Fla. Atlantic	51.9	38.3	13.7
1992	West Ga.	46.2	31.4	14.8
1993	Oakland City	49.8	33.0	16.8
1994	North Dakota St.	54.0	37.5	16.5
1995	Northern St.	50.5	31.5	19.0
1996	North Dakota St.	50.0	34.6	15.3
1997	North Dakota St.	48.3	34.9	13.4
1998	St. Rose	45.6	32.1	13.6
1999	Mesa St.	46.2	32.6	13.5
2000	Gardner-Webb	46.9	35.6	11.3
2001	Minn. St. Moorhead	44.8	33.0	11.7
2002	California (Pa.)	45.5	31.5	14.1
2003	California (Pa.)	44.6	30.6	14.0
2004	Holy Family	43.9	31.9	12.0
2005	Minn. St. Moorhead	41.2	30.1	11.1
2006	North Dakota	43.1	30.7	12.3
2007	North Dakota	43.6	31.7	11.9

**Record.*

2007 Most-Improved Teams

	School	2005-06 Won	2005-06 Lost	2006-07 Won	2006-07 Lost	$Games Improved	Head Coach
1.	Grand Canyon	4	22	23	4	18.5	Craig Wiginton
2.	Kentucky St.	5	23	19	9	14.0	Michelle Clark-Heard
3.	Goldey-Beacom	6	22	18	11	11.5	Jennifer Smith
4.	Pfeiffer	14	15	26	5	11.0	Heather Macy
5.	Catawba	9	19	20	9	10.5	Angie Morton
6.	Gannon	14	15	25	6	10.0	Cleve Wright
	Lander	5	23	15	13	10.0	Kevin Pederson
8.	Alas. Anchorage	13	14	23	6	9.0	Tim Moser
9.	East Stroudsburg	16	12	25	4	8.5	Juliene Simpson
	Mo. Western St.	19	10	30	4	8.5	Josh Keister
	North Ala.	5	22	14	14	8.5	Terry Fowler
	S.C.-Aiken	11	17	20	9	8.5	Mike Brandt
13.	Lewis	19	11	28	4	8.0	Lynn Plett
	Tex. A&M-Commerce	16	13	28	9	8.0	Denny Downing
	Wis.-Parkside	7	20	15	12	8.0	Jenny Kenesie
16.	Central Okla.	7	20	15	13	7.5	Guy Hardaker
	Wilmington (Del.)	5	22	13	15	7.5	Bill Cleary
18.	St. Andrews	12	16	20	10	7.0	David Johnson
	Salem Int'l	5	23	12	16	7.0	Romeo Lagmay Jr.
	Southeastern Okla.	10	17	17	10	7.0	Darin Grover
21.	Augusta St.	13	18	18	10	6.5	Greg Wilson
	Mercy	0	25	7	19	6.5	Ashlee Kelly
	Mesa St.	10	17	17	11	6.5	Timi Brown
	Montevallo	7	20	14	14	6.5	Roy Dixon
	West Ala.	13	16	19	9	6.5	Amanda Marks

$ To determine games improved, add the difference in victories between the two seasons to the difference in losses, then divide by two. Includes postseason.

All-Time Winningest Teams

Includes records as a senior college only, minimum 10 seasons of Division II competition. Postseason games are included.

By Percentage

	Team	Yrs.	Won	Lost	Pct.
1.	Bentley	33	783	192	.803
2.	Delta St.	40	890	229	.795
3.	Pitt.-Johnstown	31	666	178	.789
4.	Arkansas Tech	30	743	202	.786
5.	West Tex. A&M	26	613	168	.785
6.	Northern St.	38	723	231	.758
7.	Rollins	21	468	150	.757
8.	Cal Poly Pomona	33	762	246	.756
9.	North Dakota	33	707	249	.740
10.	Western Wash.	17	368	130	.739
11.	Wingate	27	591	218	.731
12.	Northern Ky.	33	693	269	.720
	Stonehill	36	693	269	.720

	Team	Yrs.	Won	Lost	Pct.
14.	Central Mo.	37	739	291	.717
15.	Neb.-Kearney	19	393	158	.713
16.	Fort Valley St.	34	685	282	.708
17.	Glenville St.	13	273	122	.691
18.	Belmont Abbey	27	518	232	.691
19.	Pace	25	519	235	.688
20.	St. Thomas Aquinas	22	439	201	.686
21.	Seattle Pacific	25	493	226	.686
22.	Charleston (W.V.)	32	656	302	.685
23.	Bellarmine	34	645	298	.684
24.	Mo. Western St.	32	645	300	.683
25.	Philadelphia U.	33	596	280	.680

By Victories

	Team	Yrs.	Won	Lost	Pct.
1.	Delta St.	40	890	229	.795
2.	Bentley	33	783	192	.803
3.	Cal Poly Pomona	33	762	246	.756
4.	Arkansas Tech	30	743	202	.786
5.	Central Mo.	37	739	291	.717
6.	East Stroudsburg	81	734	553	.570
7.	Northern St.	38	723	231	.758
8.	North Dakota	33	707	249	.740
9.	Northern Ky.	33	693	269	.720
	Stonehill	36	693	269	.720
11.	Fort Valley St.	34	685	282	.708
12.	Lincoln Memorial	64	679	342	.665
13.	Francis Marion	34	675	335	.668
14.	Washburn	38	669	320	.676
15.	Pitt.-Johnstown	31	666	178	.789
16.	Millersville	72	659	433	.603
17.	Charleston (W.V.)	32	656	302	.685
18.	Shippensburg	64	654	392	.625
19.	Bellarmine	34	645	298	.684
	Mo. Western St.	32	645	300	.683
21.	Southern Conn. St.	45	644	415	.608
22.	Tarleton St.	38	638	459	.582
23.	Abilene Christian	36	630	382	.623
24.	Emporia St.	33	627	316	.665
25.	West Tex. A&M	26	613	168	.785

Won-Lost Records

(Alphabetical listing; no minimum seasons of competition; records based on information in statistics database.)

Team	Yrs.	Won	Lost	Pct.
Abilene Christian	36	630	382	.623
Adams St.	19	184	321	.364
Adelphi	26	393	343	.534
Ala.-Huntsville	22	218	352	.382
Alas. Anchorage	28	414	368	.529
Alas. Fairbanks	25	291	385	.430
Albany St. (Ga.)	26	416	301	.580
Alderson-Broaddus	14	157	226	.410
American Int'l	24	353	318	.526
Anderson (S.C.)	12	199	151	.569
Angelo St.	25	371	327	.532
Ark.-Monticello	10	122	145	.457
Arkansas Tech	30	743	202	.786
Armstrong Atlantic	19	262	257	.505
Ashland	31	449	357	.557
Assumption	34	410	440	.482
Augusta St.	26	409	304	.574
Augustana (S.D.)	26	455	284	.616
Barry	19	250	271	.480
Barton	18	286	205	.582
Bellarmine	34	645	298	.684
Belmont Abbey	27	518	232	.691
Bemidji St.	25	298	385	.436
Benedict	7	114	73	.610
Bentley	33	783	192	.803
Bloomfield	7	117	85	.579
Bloomsburg	31	465	301	.607
Bluefield St.	19	239	294	.448
Bowie St.	25	310	355	.466
Bridgeport	25	340	353	.491
BYU-Hawaii	1	13	12	.520
Bryant	25	379	316	.545
C.W. Post	19	242	284	.460
UC San Diego	31	461	337	.578
Cal Poly Pomona	33	762	246	.756
Cal St. Chico	15	275	141	.661
Cal St. Dom. Hills	26	336	356	.486
Cal St. L.A.	30	316	454	.410
Cal St. San B'dino	23	348	266	.567
Cal St. Stanislaus	26	374	326	.534
California (Pa.)	25	436	267	.620
Caldwell	7	101	96	.513
Cameron	19	180	329	.354
Carson-Newman	25	478	270	.639
Catawba	20	348	200	.635
Central Mo.	37	739	291	.717
Central Okla.	27	362	389	.482
Central Wash.	12	187	131	.588
Chadron St.	17	198	263	.430
Chaminade	1	6	19	.240
Charleston (W.V.)	32	656	302	.685
Cheyney	36	432	500	.464
Chowan	12	140	143	.495
Christian Bros.	10	104	165	.387
Clarion	21	277	288	.490
Clark Atlanta	24	301	344	.467
Clayton St.	10	155	134	.536
Coker	16	151	277	.353
UC-Colo. Springs	18	189	288	.396
Colo. Christian	16	132	514	.204
Colorado Mines	25	196	451	.303
Colorado St.-Pueblo	33	385	465	.453
Columbia Union	10	30	232	.115
Columbus St.	18	332	205	.618
Concord	14	161	224	.418
Concordia (N.Y.)	23	164	413	.284
Concordia-St. Paul	27	460	278	.623
Converse	4	16	95	.144
Davis & Elkins	20	148	388	.276
Delta St.	40	890	229	.795
Dist. Columbia	22	273	290	.485
Dominican (N.Y.)	5	82	63	.566
Dowling	20	220	330	.400
Drury	7	185	36	.837
East Central	16	234	207	.531
East Stroudsburg	81	734	553	.570
Eastern N.M.	27	374	338	.525
Eckerd	24	220	422	.343
Edinboro	40	567	370	.605
Elizabeth City St.	25	283	338	.456
Emporia St.	33	627	316	.665
Erskine	16	155	275	.360
Fairmont St.	14	234	162	.591
Fayetteville St.	23	327	292	.528
Felician	9	97	159	.379
Ferris St.	26	355	346	.506
Findlay	15	271	160	.629
Fla. Gulf Coast	5	132	21	.863
Fla. Southern	26	490	233	.678
Florida Tech	20	375	196	.657
Fort Hays St.	21	391	212	.648
Fort Lewis	18	195	281	.410
Fort Valley St.	34	685	282	.708
Francis Marion	34	675	335	.668
Franklin Pierce	21	337	266	.559
Gannon	26	408	301	.575
GCSU	25	439	279	.611
Georgian Court	5	34	102	.250
Glenville St.	13	273	122	.691
Goldey-Beacom	7	68	123	.356
Grand Canyon	18	168	317	.346
Grand Valley St.	26	428	296	.591
Harding	10	130	141	.480
Hawaii-Hilo	1	6	18	.250
Hawaii Pacific	1	2	25	.074
Henderson St.	36	439	439	.500
Hillsdale	22	290	306	.487
Holy Family	12	349	55	.864
Humboldt St.	26	265	412	.391
Incarnate Word	16	245	211	.537
Indiana (Pa.)	24	376	271	.581
Indianapolis	26	425	284	.599
Johnson C. Smith	26	403	318	.559
Kentucky St.	22	206	384	.349
Ky. Wesleyan	24	238	373	.390

Team	Yrs.	Won	Lost	Pct.
Kutztown	23	322	289	.527
Lake Superior St.	26	446	256	.635
Lander	16	185	256	.420
Lane	19	135	337	.286
Le Moyne	30	348	391	.471
Lees-McRae	13	162	200	.448
LeMoyne-Owen	23	251	343	.423
Lenoir-Rhyne	18	197	278	.415
Lewis	25	374	329	.532
Limestone	15	122	286	.299
Lincoln (Mo.)	26	202	468	.301
Lincoln Memorial	64	679	342	.665
Livingstone	21	203	342	.372
Lock Haven	26	330	354	.482
Lynn	14	195	193	.503
Mansfield	22	171	398	.301
Mars Hill	20	307	246	.555
Mass.-Lowell	26	390	343	.532
Mercy	26	270	427	.387
Mercyhurst	27	276	400	.408
Merrimack	21	254	332	.433
Mesa St.	19	337	200	.628
Metro St.	23	342	290	.541
Michigan Tech	26	454	284	.615
Midwestern St.	12	179	154	.538
Miles	18	115	344	.251
Millersville	72	659	433	.603
Minn.-Crookston	12	142	177	.445
Minn. Duluth	26	518	247	.677
Minn.-Morris	18	183	306	.374
Minn. St. Mankato	41	508	498	.505
Minn. St. Moorhead	18	265	243	.522
Mo.-Rolla	26	288	391	.424
Mo.-St. Louis	27	310	434	.417
Mo. Southern St.	19	287	243	.542
Mo. Western St.	32	645	300	.683
Molloy	22	243	361	.402
Mont. St.-Billings	34	587	311	.654
Montevallo	14	158	219	.419
Mount Olive	13	122	234	.343
Neb.-Kearney	19	393	158	.713
Neb.-Omaha	26	354	360	.496
New Haven	26	409	328	.555
N.M. Highlands	23	284	334	.460
NYIT	17	139	312	.308
Newberry	17	154	306	.335
North Ala.	26	362	340	.516
UNC Pembroke	31	457	375	.549
N.C. Central	22	274	290	.486
North Dakota	33	707	249	.740
North Greenville	2	40	25	.615
Northeastern St.	12	188	150	.556
Northern Ky.	33	693	269	.720
Northern Mich.	30	531	292	.645
Northern St.	38	723	231	.758
Northwest Mo. St.	31	465	389	.544
Northwest Nazarene	8	122	100	.550
Northwood (Mich.)	27	269	445	.377
Nova Southeastern	9	119	125	.488
Nyack	5	25	109	.187
Oakland City	16	259	174	.598
Ohio Valley	5	45	94	.324
Okla. Panhandle	10	105	164	.390
Ouachita Baptist	12	194	133	.593
Pace	25	519	235	.688
Paine	27	359	359	.500
Pfeiffer	23	265	339	.439
Phila. Sciences	6	109	64	.630
Philadelphia U.	33	596	280	.680
Pittsburg St.	19	309	216	.589
Pitt.-Johnstown	32	686	181	.791
Post	5	51	88	.367
Presbyterian	18	312	202	.607
Queens (N.Y.)	24	211	429	.330
Queens (N.C.)	14	171	216	.442

Team	Yrs.	Won	Lost	Pct.
Quincy	30	409	399	.506
Regis (Colo.)	25	421	285	.596
Rockhurst	11	109	191	.363
Rollins	21	468	150	.757
Saginaw Valley	28	489	307	.614
St. Andrews	20	167	355	.320
St. Anselm	26	440	292	.601
St. Augustine's	25	362	305	.543
St. Cloud St.	33	529	373	.586
St. Edward's	24	387	318	.549
St. Joseph's (Ind.)	25	385	291	.570
St. Leo	24	181	439	.292
St. Martin's	11	134	165	.448
St. Mary's (Tex.)	17	254	187	.576
St. Michael's	31	374	416	.473
St. Paul's	21	130	413	.239
St. Rose	18	357	169	.679
St. Thomas Aquinas	22	439	201	.686
Salem Int'l.	14	152	235	.393
San Fran. St.	33	374	484	.436
Seattle	26	381	333	.534
Seattle Pacific	25	493	226	.686
Shaw	24	416	242	.632
Shepherd	17	241	223	.519
Shippensburg	64	654	392	.625
Slippery Rock	26	347	335	.509
Sonoma St.	19	245	266	.479
S.C.-Aiken	21	309	286	.519
S.C. Upstate	19	267	264	.503
South Dakota	26	404	327	.553
Southeastern Okla.	26	429	287	.599
Southern Ark.	12	123	194	.388
Southern Conn. St.	45	644	415	.608
SIU Edwardsville	28	436	339	.563
Southern Ind.	23	365	297	.551
Southern N.H.	12	69	252	.215
Southwest Baptist	19	295	235	.557
Southwest Minn. St.	38	505	424	.544
Southwestern Okla.	10	137	132	.509
Stillman	14	122	217	.360
Stonehill	36	693	269	.720
Tampa	26	406	321	.558
Tarleton St.	38	638	459	.582
Tex. A&M-Commerce	22	226	372	.378
Tex. A&M-Kingsville	26	326	388	.457
Texas Woman's	24	237	398	.373
Tiffin	9	105	143	.423
Truman	24	236	403	.369
Tusculum	9	97	150	.393
Tuskegee	32	531	379	.584
Upper Iowa	21	182	336	.351
Valdosta St.	26	434	269	.617
Virginia St.	24	349	300	.538
Virginia Union	24	349	300	.538
Washburn	38	669	320	.676
Wayne St. (Mich.)	33	403	475	.459
Wayne St. (Neb.)	19	276	249	.526
West Ala.	29	442	359	.552
West Chester	27	402	349	.535
West Fla.	13	211	146	.591
West Ga.	24	340	301	.530
West Liberty St.	17	327	176	.650
West Tex. A&M	26	613	168	.785
West Virginia St.	12	123	208	.372
West Va. Wesleyan	15	205	199	.507
Western N.M.	13	137	193	.415
Western Ore.	8	71	144	.330
Western St.	24	231	428	.351
Western Wash.	17	368	130	.739
Wheeling Jesuit	16	299	161	.650
Wilmington (Del.)	5	36	101	.263
Wingate	27	591	218	.731
Winona St.	26	271	400	.404
Wis.-Parkside	25	262	404	.393

Years of Division II Classification

(Years listed refer to the corresponding championship season. For example, the 1981-82 season is listed as 1982.)

Active Members

Abilene Christian 1982-present
Adams St. 1983, 91-present
Adelphi 1982-present
Ala.-Huntsville 1987-present
Alas. Anchorage 1982-present

Alas. Fairbanks 1982-present
Albany St. (Ga.) 1982-present
Alderson-Broaddus 1995-present
American Int'l 1982-present
American (P.R.) 1996-present

Anderson (S.C.) 2000-present
Angelo St. 1982-present
Ark.-Monticello 1998-present
Arkansas Tech 1998-present
Armstrong Atlantic 1986, 88-present

Ashland 1982-present
Assumption 1982-present
Augusta St. 1982-84, 92-present
Augustana (S.D.) 1982-present
Barry 1989-present

Barton 1994-present
Bellarmine 1982-present
Belmont Abbey 1982-83, 94-present
Bemidji St. 1982-present
Benedict 1982-88, 2003-present

Bentley 1982-present
Bloomfield 2003-present
Bloomsburg 1982-present
Bluefield St. 1994-present
Bowie St. 1982-present

Bridgeport 1982-present
BYU-Hawaii 2007-present
Bryant 1982-present
C.W. Post 1982-present
UC San Diego 2001-present

Cal Poly Pomona 1982-present
Cal St. Bakersfield# 2001-present
Cal St. Chico 1982-present
Cal St. Dom. Hills 1982-present
Cal St. L.A. 1982-present

Cal St. San B'dino 1992-present
Cal St. Stanislaus 1990-present
California (Pa.) 1982-present
Caldwell 2003-present
Cameron 1989-present

Carson-Newman 1992-present
Catawba 1992-present
Central Ark.# 1993-present
Central Mo. 1982-present
Central Okla. 1989-present

Central Wash. 1999-present
Chadron St. 1991-present
Chaminade 2007-present
Charleston (W.V.) 1982-83, 94-present
Cheyney 1989-present

Chowan 2007-present
Christian Bros. 1999-present
Clarion 1982-present
Clark Atlanta 1982-present
Clayton St. 1998-present

Coker 1994-present
UC-Colo. Springs 1991-present
Colo. Christian 1991-present
Colorado Mines 1982-present
Colorado St.-Pueblo 1982-84, 91-present

Columbia Union 1998-present
Columbus St. 1990-present
Concord 1994-present
Concordia (N.Y.) 1984-present
Concordia-St. Paul 1993-93, 03-present

Davis & Elkins 1983-present
Delta St. 1986-present
Dist. Columbia 1982-present
Dominican (N.Y.) 2003-present
Dowling 1988-present

Drury 2000-present
East Central 1999-present
East Stroudsburg 1982-present
Eastern N.M. 1986-present
Eckerd 1982-present

Edinboro 1982-present
Elizabeth City St. 1982-present
Emporia St. 1991-present
Erskine 1991-present
Fairmont St. 1994-present

Fayetteville St. 1983-present
Felician 2003-present
Ferris St. 1982-present
Findlay 2001-present
Fla. Gulf Coast# 2005-present

Fla. Southern 1982-present
Florida Tech 1987-present
Fort Hays St. 1989-present
Fort Lewis 1982-84, 91-present
Fort Valley St. 1982-present

Francis Marion 1992-present
Franklin Pierce 1987-present
Gannon 1982-present
GCSU 1991-present
Georgian Court 2003-present

Glenville St. 1994-present
Goldey-Beacom 2004-present
Grand Canyon 1991-present
Grand Valley St. 1982-present
Harding 1998-present

Hawaii-Hilo 2007-present
Hawaii Pacific 2007-present
Henderson St. 1993-present
Hillsdale 1985-present
Holy Family 2004-present

Humboldt St. 1982-present
Incarnate Word 1999-present
Indiana (Pa.) 1982-present
Indianapolis 1982-present
Johnson C. Smith 1982-present

Kennesaw St.# 1994-present
Kentucky St. 1982-present
Ky. Wesleyan 1982-present
Kutztown 1982-present
Lake Superior St. 1982-present

Lander 1992-present
Lane 1994-present
Le Moyne 1984-present
Lees-McRae 1995-present
LeMoyne-Owen 1982-present

Lenoir-Rhyne 1990-present
Lewis 1982-present
Limestone 1992-present
Lincoln (Mo.) 1982-present
Lincoln Memorial 1991-present

Livingstone 1982-present
Lock Haven 1982-present
Lynn 1995-present
Mansfield 1982-present
Mars Hill 1992-present

Mass.-Lowell 1982-present
Mercy 1982-present
Mercyhurst 1982-present
Merrimack 1982-present
Mesa St. 1983, 91-present

Metro St. 1983-present
Michigan Tech 1982-present
Midwestern St. 1986-87, 98-present
Miles 1989-present
Millersville 1982-present

Minn.-Crookston 2003-present
Minn. Duluth 1982-present
Minn. St. Mankato 1982-present
Minn. St. Moorhead 1982-83, 94-present
Mo.-Rolla 1982-present

Mo.-St. Louis 1982-present
Mo. Southern St. 1989-present
Mo. Western St. 1989-present
Molloy 1983-present
Mont. St.-Billings 1982-present

Montevallo 1998-present
Mount Olive 1994-present
Neb.-Kearney 1989-present
Neb.-Omaha 1982-present
New Haven 1982-present

NJIT# 1998-present
N.M. Highlands 1983-85, 92-present
NYIT 1982-92, 00-present
Newberry 1991-present
North Ala. 1982-present

UNC Pembroke 1982-present
N.C. Central# 1982-present
North Dakota 1982-present
North Dakota St.# 1983-present
North Fla.# 1993-present

North Greenville 2004-present
Northeastern St. 1999-present
Northern Ky. 1982-present
Northern Mich. 1982-present
Northern St. 1982, 94-present

Northwest Mo. St. 1982-present
Northwest Nazarene 2002-present
Northwood (Mich.) 1982,83,85-87, 93-present
Nova Southeastern 2003-present
Nyack 2003-present

Oakland City 1991-present
Ohio Valley 2003-present
Okla. Panhandle 2000-present
Ouachita Baptist 1998-present
Pace 1982-present

Paine 1987-present
Pfeiffer 1982-present
Phila. Sciences 2004-present
Philadelphia U. 1982-present
Pittsburg St. 1989-present

Pitt.-Johnstown 1982, 86-present
Post 2003-present
Presbyterian# 1992-present
Queens (N.Y.) 1988-present
Queens (N.C.) 1991-present

Quincy 1986-present
Regis (Colo.) 1982-present
Rockhurst 1999-present
Rollins 1982-present
Saginaw Valley 1983-present

St. Andrews 1994-present
St. Anselm 1982-present
St. Augustine's 1982-present
St. Cloud St. 1982-present
St. Edward's 1999-present

St. Joseph's (Ind.) 1982-present
St. Leo 1982-present
St. Martin's 1999-present
St. Mary's (Tex.) 1999-present
St. Michael's 1982-present

St. Paul's 1982-present
St. Rose 1991-present
St. Thomas Aquinas 2003-present
Salem Int'l 1994-present
San Fran. St. 1982-present

Seattle 2002-present
Seattle Pacific 1982-present
Shaw 1982-present
Shepherd 1991-present
Shippensburg 1982-present

Slippery Rock 1982-present
Sonoma St. 1984-present
S.C.-Aiken 1991-present
S.C. Upstate# 1990-present
South Dakota 1982-present

South Dakota St.# 1982-present
Southeastern Okla. 1999-present
Southern Ark. 1998-present
Southern Conn. St. 1982-present
SIU Edwardsville 1982-present

Southern Ind. 1982-present
Southern N.H. 1982-present
Southwest Baptist 1987-present
Southwest Minn. St. 1982-85, 94-present
Southwestern Okla. 1999-present

Stillman 2006-present
Stonehill 1982-present
Tampa 1982-present
Tarleton St. 1995-present
Tex. A&M-Commerce 1982-present

Tex. A&M-Kingsville 1982-present
Texas Woman's 1983-present
Tiffin 2003-present
Truman 1982-present
Tusculum 1999-present

Tuskegee 1982-present
Upper Iowa 2006-present
Valdosta St. 1982-present
Virginia St. 1982-present
Virginia Union 1982-present

Washburn 1989-present
Wayne St. (Mich.) 1982-present
Wayne St. (Neb.) 1989-present
West Ala. 1982-present
West Chester 1983-present

West Fla. 1995-present
West Ga. 1982-present
West Liberty St. 1992-present
West Tex. A&M 1987-present
West Virginia St. 1998-present

West Va. Wesleyan 1994-present
Western N.M. 1995-present
Western Ore. 2001-present
Western St. 1983-86, 91-present
Western Wash. 1999-present

Wheeling Jesuit 1992-present
Wilmington (Del.) 2003-present
Wingate 1992-present
Winona St. 1982-present
Winston-Salem# 1982-83, 85-present

Wis.-Parkside 1982-present

#Reclassifying to Division I.

Former Members

Air Force 1983-96
Alabama A&M 1982-99
Alabama St. 1982
Albany (N.Y.) 1996-99
Army 1983-89

Ark.-Pine Bluff 1982-83
Bethune-Cookman 1982
Binghamton 1999-01
Boston College 1982
Buffalo 1989-91

Butler 1983-84
UC Davis 1982-03
UC Riverside 1982-01
Cal Lutheran 1986-91
Cal Poly 1982-94

Cal St. East Bay 1982-98
Cal St. Northridge 1982-90
Canisius 1984-86
Central Conn. St. 1982-86
UCF 1982-84

Central St. (Ohio) 1982-87
Central Wash. 1983-84
Chapman 1982-94
Chicago St. 1982-84

Coastal Caro. 1986

Colgate 1983-86
Converse 1994
Dayton 1982-84
Denver 1982-98
Eastern Wash. 1982

Elon 1992-99
Fla. Atlantic 1985-93
Florida Int'l 1982-87
Franklin 1982-86
Gardner-Webb 1992-01

Georgetown (Ky.) 1982-83
Green Bay 1984-85
Green Mountain 2005-07
Hampton 1982-95
Hardin-Simmons 1992-94

Hartford 1982-84
Hartwick 1982
High Point 1994-99
Howard Payne 1983-87
Immaculata 1983-89

IPFW 1983-02
IUPUI 1994-98
Jacksonville St. 1982-95
Jamestown 1983-84
Keene St. 1983-97

Knoxville 1989-90

Liberty 1982-88
Longwood 1982-03
UMBC 1982-86
Mercer 1985

Milwaukee 1987-90
Minn.-Morris 1994-03
Mississippi Col. 1990-97
Mississippi-Women 1983-03
Missouri St. 1982

Monmouth 1982
Morgan St. 1982-84
Morris Brown 1982-01
Mt. St. Mary's 1982-88
Navy 1983-91

Niagara 1983-86
Norfolk St. 1982-97
UNC Asheville 1986
UNC Greensboro 1989-91
Northeastern Ill. 1990

Northern Colo. 1982-04
Notre Dame de Namur 1989-95
Oakland 1982-99
Portland St. 1982, 92-98
Pratt 1982-83

Puget Sound 1982-89
Quinnipiac 1982-98
Radford 1982-85
Randolph-Macon 1982-89

Sacramento St. 1982-91

Sacred Heart 1982-99
St. Bonaventure 1983-86
St. Francis (Ill.) 1994-99
St. John Fisher 1982-86
St. Thomas (Fla.) 1987

Sam Houston St. 1982-84
Savannah St. 1982-01
Southampton 1987-2005
Southeast Mo. St. 1982-91
Southern Ore. 1982-84

Southern Utah 1983-88
Springfield 1982-95
Stony Brook 1996-99
Tenn.-Martin 1982, 86-92
Texas Lutheran 1984, 99-02

Texas St. 1982-84
Texas Wesleyan 1999-03
Transylvania 1982
Troy 1982-93
Utica 1983-86

West Va. Tech 1994-06
Westminster (Pa.) 1999-03
William & Mary 1983-84
Winthrop 1986
Wofford 1989-95

Wright St. 1982-87

Division III Records

Individual Records 66
Individual Leaders 67
Annual Individual Champions 75
Team Records 78
Team Leaders 79
Annual Team Champions 83
All-Time Winningest Teams 85
Years of Division III Classification 88

Individual Records

Official NCAA women's basketball records began with the 1981-82 season and are based on information submitted to the NCAA statistics service by institutions participating in the weekly statistics rankings. Official career records include only those seasons in Division III during the era of official NCAA statistics, which began with the 1981-82 season. Three-point field goals were added in 1987-88, assists were added in 1988-89 and blocked shots and steals were added in 1992-93. In statistical rankings, the rounding of percentages and/or averages may indicate ties where none exist. In these cases, the numerical order of the rankings is accurate.

Scoring

POINTS

Game
61—Ann Gilbert, Oberlin vs. Allegheny, Feb. 6, 1991 (28 FGs, 2 3FGs, 3 FTs)

Season
891—Jeannie Demers, Buena Vista, 1987 (385 FGs, 121 FTs, 26 games)

Career
3,171—Jeannie Demers, Buena Vista, 1984-87 (1,386 FGs, 399 FTs, 105 games)

AVERAGE PER GAME

Season
34.3—Jeannie Demers, Buena Vista, 1987 (891 in 26)

Career
(Min. 1,200 points) 31.2—Ann Gilbert, Oberlin, 1990-91 (1,527 in 49)

DOUBLE-FIGURE SCORING GAMES

Consecutive
113—Laurie Trow, St. Thomas (Minn.), from Nov. 17, 1989, to March 5, 1993

Career
113—Laurie Trow, St. Thomas (Minn.), 1990-93 (113 games)

TRIPLE-DOUBLE GAMES*

Career
10—Suzy Venet, Mount Union, 1995-98

QUADRUPLE-DOUBLE GAMES*

Career
2—Suzy Venet, Mount Union, 1995-98

**Double figures in any combination of three or four categories in a single game (scoring, rebounding, blocked shots, steals or assists).*

Field Goals

FIELD GOALS

Game
28—Ann Gilbert, Oberlin vs. Allegheny, Feb. 6, 1991 (55 attempts)

Season
385—Jeannie Demers, Buena Vista, 1987 (816 attempts)

Career
1,386—Jeannie Demers, Buena Vista, 1984-87 (2,838 attempts)

CONSECUTIVE FIELD GOALS

Game
13—By four players. Most recent: Sharon Laddey, Rowan vs. Rutgers-Newark, Jan. 27, 1996

Season
18—Alia Fischer, Washington-St. Louis, from Jan. 23, 1998, to Jan. 25, 1998; Anjee Beard, Baldwin-Wallace, from Jan. 8, 2000, to Jan. 22, 2000 (also career record)

FIELD-GOAL ATTEMPTS

Game
55—Ann Gilbert, Oberlin vs. Allegheny, Feb. 6, 1991 (28 made)

Season
816—Jeannie Demers, Buena Vista, 1987 (385 made)

Career
2,838—Jeannie Demers, Buena Vista, 1984-87 (1,386 made)

FIELD-GOAL PERCENTAGE

Game
(Min. 14 made) 100%—Shannon Rexrode, Frostburg St. vs. Pitt.-Bradford, Dec. 11, 1999 (15 of 15)

Season
74.2%—Vanessa Wyffels, Willamette, 2005 (173 of 233)

Career
(Min. 400 made) 68.7%—Alicia Davis, Loras, 2001-04 (721 of 1,049)

Three-Point Field Goals

THREE-POINT FIELD GOALS

Game
15—Michelle Jones, Wm. Paterson vs. New Jersey City, Jan. 9, 1991 (33 attempts)

Season
127—Jessica Doane, Baptist Bible (Pa.), 2006 (322 attempts)

Career
368—Meegan Garrity, Clark (Mass.), 1994-97 (1,107 attempts)

THREE-POINT FIELD GOALS PER GAME

Season
4.9—Brenna Holcomb, Whittier, 1996 (123 in 25)

Career
(Min. 125 made) 3.8—Angel Hall, Anderson (Ind.), 2001-04 (315 in 82)

CONSECUTIVE THREE-POINT FIELD GOALS

Game
9—Stacie Robey, Wis.-River Falls vs. Wis.-La Crosse, Feb. 18, 1989

Season
13—Jane Ruliffson, Macalester, from Dec. 31, 1990, to Jan. 2, 1991 (also career record)

CONSECUTIVE GAMES SCORING A THREE-POINT GOAL

Season
30—Meegan Garrity, Clark (Mass.), from Nov. 17, 1995, to March 2, 1996

Career
72—Meegan Garrity, Clark (Mass.), from Dec. 3, 1994, to March 5, 1997

THREE-POINT FIELD-GOAL ATTEMPTS

Game
33—Michelle Jones, Wm. Paterson vs. New Jersey City, Jan. 9, 1991 (15 made)

Season
328—Brenna Holcomb, Whittier, 1996 (123 made)

Career
1,107—Meegan Garrity, Clark (Mass.), 1994-97 (368 made)

THREE-POINT FIELD-GOAL PERCENTAGE

Game
(Best perfect game) 100.0%—Melissa Young, Gust. Adolphus vs. Macalester, Jan. 25, 1992 (8 of 8); Nicole Matson, Emmanuel (Mass.) vs. Rivier, Feb. 25, 1998 (8 of 8); Beth Ruether, Washington-St. Louis vs. Sewanee, Dec. 30, 1998 (8 of 8); Keira Flannagan, Elms vs. Becker, Feb. 15, 2002 (8 of 8)

Season
60.0%—Ellen Thompson, Rhodes, 1989 (54 of 90)

Career
(Min. 125 made) 50.0%—Kelly O'Keef, Wis.-Oshkosh, 2004-06 (133 of 266)

Free Throws

FREE THROWS

Game
26—Julie Christensen, Wis. Lutheran vs. Carthage, Nov. 23, 2002 (29 attempts)

Season
256—Peggie Sweeney, Pine Manor, 1996 (346 attempts)

Career
789—Simone Edwards, FDU-Florham, 1990-93 (1,078 attempts)

CONSECUTIVE FREE THROWS

Game
20—Sharon Rines, St. Joseph's (Me.) vs. Emmanuel (Mass.), Jan. 26, 1993; Nya Geschke, Wis.-Whitewater vs. Wis.-Stout, Feb. 21, 2004

Season
61*—Valerie Kepner, Baldwin-Wallace, from Nov. 18, 1988, to Feb. 18, 1989

Career
69—Jamie Visness, Concordia-M'head, from Jan. 28, 2002, to Feb. 12, 2003

**Note: Also made her final eight free-throw attempts of the 1987 season while playing for Lake Erie (not an NCAA member at the time), for a personal total of 69 consecutive successful free throws.*

FREE-THROW ATTEMPTS

Game
29—Christina Hobson, Smith vs. SCAD, Dec. 29, 1997 (21 made); Julie Christensen, Wis. Lutheran vs. Carthage, Nov. 23, 2002 (26 made)

Season
346—Peggie Sweeney, Pine Manor, 1996 (256 made)

Career
1,078—Simone Edwards, FDU-Florham, 1990-93 (789 made)

FREE-THROW PERCENTAGE

Game
(Best perfect game) 100%—Nya Geschke, Wis.-Whitewater vs. Wis.-Stout, Feb. 21, 2004 (20 of 20)

Season
95.5%—Valerie Kepner, Baldwin-Wallace, 1989 (63 of 66)

Career
(Min. 250 made) 89.5%—Angel Hall, Anderson (Ind.), 2001-04 (323 of 361)

Rebounds

REBOUNDS

Game
38—Andreen Gilpin, Mass.-Boston vs. Rivier, Feb. 11, 1999

Season
579—Carla Gadsden, New Jersey City, 1982 (27 games)

Career
1,545—Ronda Jo Miller, Gallaudet, 1997-00 (106 games)

AVERAGE PER GAME

Season
23.8—Sybil Smith, Baruch, 1995 (523 in 22)

Career
(Min. 1,000) 17.7—Sybil Smith, Baruch, 1993-96 (1,170 in 66)

Assists

ASSISTS

Game
21—Tricia Andres, Mills vs. Dominican (Cal.), Nov. 21, 1991

Season
303—Tonja Sanders, Rust, 1990 (26 games); Suzy Venet, Mount Union, 1998 (32 games)

Career
1,002—Karen Barefoot, Chris. Newport, 1991-94 (108 games)

AVERAGE PER GAME

Season
11.7—Tonja Sanders, Rust, 1990 (303 in 26)

Career
(Min. 450) 9.8—Tonja Sanders, Rust, 1989-92 (669 in 68)

Blocked Shots

BLOCKED SHOTS

Game
18—Laurie Miller, East. Mennonite vs. Emory & Henry, Jan. 21, 1995

Season
205—Cori Carson, Marymount (Va.), 1996 (30 games)

Career
485—Cori Carson, Upsala/Marymount (Va.), 1994, 96-97 (85 games)

AVERAGE PER GAME

Season
7.3—Monica Fitzgerald, Lincoln (Pa.), 1994 (132 in 18)

Career
5.7—Cori Carson, Upsala/Marymount (Va.), 1994, 96-97 (485 in 85)

Steals

STEALS

GAME
20—Enma Rivera, CCNY vs. York (N.Y.), Jan. 23, 1998

Season
182—Jehan Clark, New York U., 1999 (28 games)

Career
573—Colleen McCrave, Bates, 1996-99 (99 games); Amanda Poppleton, Notre Dame (Md.), 2000-03 (106 games)

AVERAGE PER GAME

Season
7.4—Enma Rivera, CCNY, 1996 (178 in 24)

Career
7.3—Enma Rivera, CCNY, 1995-96, 98-99 (435 in 60)

Games

GAMES PLAYED

Career
127—Susan Heidt, St. John Fisher, 1987-90

Individual Leaders

Single-Game Records

SCORING

Pts.	Player, Team vs. Opponent	Date
61	Ann Gilbert, Oberlin vs. Allegheny	Feb. 6, 1991
59	E'Lisa Ladson, Wesleyan (Ga.) vs. Oglethorpe	Dec. 7, 2001
58	Emily Mullet, East. Mennonite vs. Wash. & Lee	Feb. 7, 2001
57	Glenda Gileud, Stillman vs. Miles	Nov. 27, 1996
55	Michelle Jones, Wm. Paterson vs. New Jersey City	Jan. 9, 1991
54	Michelle DuFour, Castleton vs. Notre Dame (N.H.)	1995
54	Cindy Davenport, St. Mary's (Md.) vs. Villa Julie	1996
54	Glenda Gileud, Stillman vs. Blue Mountain	1997
54	Stacy Manfredi, St. Joseph (Conn.) vs. Daniel Webster	1998
54	Glenda Gileud, Stillman vs. Rust	1998
53	Terry Cole, Rutgers-Camden vs. Ramapo	1983
53	Kim Bond, Maranatha Baptist vs. Crown (Minn.)	Nov. 22, 2003
52	Leslee Rogers, La Verne vs. La Sierra	1996
52	Glenda Gileud, Stillman vs. Judson	1997
51	Ann Gilbert, Oberlin vs. Case Reserve	1990
51	Tiffany Trent, Cazenovia vs. SUNYIT	Jan. 16, 2003
51	Amber Bodrick, Thiel vs. Bethany (W.V.)	Jan. 25, 2006

FIELD-GOAL PERCENTAGE (minimum 14 field goals made)

Pct.	Player, Team vs. Opponent	Date
1.000	Shannon Rexrode, Frostburg St. vs. Pitt.-Bradford (15-15)	Dec. 11, 1999
.944	Tara Carleton, Randolph vs. Va. Wesleyan (17-18)	Jan. 24, 1998
.938	Alicia Davis, Loras vs. Blackburn (15-16)	Dec. 28, 2003
.933	Kirsten Vipond, St. Thomas (Minn.) vs. Augsburg (14-15)	Feb. 4, 1998
.933	Natalia Perlaza, Albertus Magnus vs. St. Joseph (Conn.) (14-15)	Jan. 25, 2005
.933	Lindsey Ippel, Millikin vs. Augustana (Ill.) (14-15)	Jan. 16, 2007
.891	Alicia Davis, Loras vs Dubuque (15-17)	Dec. 8, 2001
.889	Katryn Costenbader, St. Mary's (Md.) vs. Cedar Crest (16-18)	Nov. 20, 1999
.882	Kitri Peterson, Bethel (Minn.) vs. Gust. Adolphus (15-17)	Jan. 3, 1996
.882	Sharon Laddey, Rowan vs. Kean (15-17)	Jan. 24, 1996
.875	Debbie Clise, Marymount (Va.) vs. Shenandoah (14-16)	Feb. 27, 1988
.875	Laura Haynes, Guilford vs. Lynchburg (14-16)	Feb. 5, 1998
.833	Kim Davis, Mississippi Col. vs. Belhaven (15-18)	Dec. 6, 1997
.826	Kim Faust, Frostburg St. vs. Lake Erie (19-23)	Jan. 27, 2001
.824	Rachel Oblinger, Martin Luther vs. St. Catherine (14-17)	Jan. 31, 1997

THREE-POINT FIELD GOALS (since 1988)

FG	Player, Team vs. Opponent	Date
15	Michelle Jones, Wm. Paterson vs. New Jersey City	Jan. 9, 1991
11	Terri Niles, Salem St. vs. Fitchburg St.	Feb. 11, 1997
11	Kari Pfeifer, Benedictine (Ill.) vs. Concordia Chicago	Feb. 24, 2001
11	Lauren D'Ambrosio, New York U. vs. Staten Island	March 9, 2003
11	Kim Drosdik, Thomas vs. Bay Path	Feb. 2, 2006
11	Mallory Heydorn, Ill. Wesleyan vs. Augustana (Ill.)	Feb. 14, 2007
10	Tonja Sanders, Rust vs. Philander Smith	Jan. 8, 1992
10	Vicki Fuess, Utica vs. Green Mountain	Feb. 8, 1992
10	Brenna Werner, Whittier vs. Pomona-Pitzer	Feb. 21, 1995
10	Kim Graf, Kenyon vs. Ohio Wesleyan	Jan. 20, 1996
10	Laurie Kralemann, Fontbonne vs. Webster	Feb. 20, 1996
10	Melissa Wood, Cal Lutheran vs. Bethany (Cal.)	Nov. 30, 1996
10	Kim Graf, Kenyon vs. Bluffton	Feb. 12, 1997
10	Maureen Keag, Staten Island vs. Lehman	Feb. 23, 1999
10	Emily Mullet, East. Mennonite vs. Shenandoah	Dec. 8, 2000
10	Emily Mullet, East. Mennonite vs. Wash. & Lee	Feb. 7, 2001
10	Dari Magyar, New York U. vs. Stevens Institute	Jan. 8, 2002
10	Laura Crowley, Washington-St. Louis vs. Carnegie Mellon	Feb. 21, 2003
10	Vanessa Vargas, Ramapo vs. Rutgers-Camden	Jan. 31, 2004
10	Karlene Clapp, Manchester vs. Bluffton	Feb. 19, 2005
10	Katie Higier, New York U. vs. Drew	March 2, 2005
10	Jessica Babcock, Albion vs. Tri-State	Feb. 3, 2007

THREE-POINT FIELD GOAL PERCENTAGE
(minimum 6 three-point field goals made; since 1988)

Pct.	Player, Team vs. Opponent	Date
1.000	Melissa Young, Gust. Adolphus vs. Macalester (8-8)	Jan. 25, 1992
1.000	Nicole Matson, Emmanuel (Mass.) vs. Rivier (8-8)	Feb. 25, 1998
1.000	Beth Ruether, Washington-St. Louis vs. Sewanee (8-8)	Dec. 30, 1998
1.000	Keira Flannagan, Elms vs. Becker (8-8)	Feb. 15, 2002
1.000	Jannell Twietmeyer, Alma vs. Defiance (7-7)	Nov. 18, 2000
1.000	Angelique Cavanaugh, Va. Wesleyan vs. Randolph-Macon (7-7)	Jan. 25, 2001
1.000	Kristy Freeman, Lake Forest vs. Chicago (7-7)	Nov. 30, 2004
1.000	Carolyn Korchik, Hamline vs. St. Thomas (Minn.) (7-7)	Dec. 6, 2004
1.000	Jane Fuliffson, Macalaster vs. Bethel (Minn.) (6-6)	Jan. 2, 1991
1.000	Michelle Fischer, Wis.-Whitewater vs. Rockford (6-6)	Nov. 28, 1992
1.000	Emily Case, Marymount (Va.) vs. Notre Dame (Md.) (6-6)	Feb. 12, 1996
1.000	Amber Sherman, Wittenberg vs. Allegheny (6-6)	Jan. 4, 1997
1.000	Katie Lapacek, Wis.-Whitewater vs. Wis.-Eau Claire (6-6)	Jan. 25, 1997
1.000	Sarah Irish, Manchester vs. Berea (6-6)	Dec. 12, 1998
1.000	Robin Ishibashi, Whittier vs. Bethany (Cal.) (6-6)	Nov. 20, 1999
1.000	Jodi Soule, Augsburg vs. St. Benedict (6-6)	Feb. 12, 2000
1.000	Lauren Martin, Johns Hopkins vs. McDaniel (6-6)	Jan. 20, 2001
1.000	Rachel Newman, Carthage vs. North Central (Ill.) (6-6)	Feb. 3, 2001
1.000	Kelly Smith, Emory & Henry vs. Va. Wesleyan (6-6)	Jan. 18, 2002
1.000	Sarah Gordon, Baldwin-Wallace vs. Wilmington (Ohio) (6-6)	Dec. 14, 2002
1.000	Lora Filsinger, Rhodes vs. Rose-Hulman (6-6)	Jan. 5, 2003
1.000	Lisa Yoder, Marietta vs. Otterbein (6-6)	Jan. 8, 2003
1.000	Laura Booth, Western New Eng. vs. Albertus Magnus (6-6)	Feb. 3, 2003
1.000	Sara Rechnitzer, Randolph vs. Randolph-Macon (6-6)	Jan. 10, 2004
1.000	Katie Redican, Fitchburg St. vs. Framingham St. (6-6)	Jan. 27, 2004
1.000	Julia Loonin, Bowdoin vs. Colby (6-6)	Dec. 10, 2005
1.000	Ruth Williamson, Susquehanna vs. Lycoming (6-6)	Jan. 7, 2006
1.000	Mackenzi Thompson, Captial vs. Kenyon (6-6)	Nov. 18, 2006
1.000	Megan Walczak, Benedictine (Ill.) vs. Rockford (6-6)	Nov. 29, 2006
1.000	Kristin Malone, Hanover vs. Mt. St. Joseph (6-6)	Dec. 6, 2006
1.000	Kyle Haag, Pacific Lutheran vs. Whitworth (6-6)	Feb. 10, 2007

FREE-THROW PERCENTAGE (minimum 18 free throws made)

Pct.	Player, Team vs. Opponent	Date
1.000	Nya Geschke, Wis.-Whitewater vs. Wis.-Stout (20-20)	Feb. 21, 2004
1.000	Annette Hoffman, Juniata vs. Waynesburg (19-19)	Jan. 25, 1993
1.000	Joni Ross, Luther vs. Simpson (18-18)	Feb. 25, 1989
1.000	Jenna Martin, St. Catherine vs. Bethel (Minn.) (18-18)	Jan. 14, 2004
.950	Missy Hensley, East. Mennonite vs. Randolph-Macon (19-20)	Feb. 22, 1992
.950	Richelle Takemoto, Bryn Mawr vs. Rosemont (19-20)	Feb. 1, 1997

REBOUNDS

Reb.	Player, Team vs. Opponent	Date
38	Andreen Gilpin, Mass.-Boston vs. Rivier	Feb. 11, 1999
35	Terry Cole, Rutgers-Camden vs. Rowan	Jan. 13, 1983
35	Malane Perry, Fitchburg St. vs. Worcester St.	Feb. 8, 1992

Reb.	Player, Team vs. Opponent	Date
35	Heather Stewart, New Rochelle vs. St. Joseph's (L.I.)	Dec. 4, 1997
34	Terry Lockwood, St. Elizabeth vs. Mt. St. Vincent	Feb. 8, 1989
34	Caroline Leary, Middlebury vs. Emmanuel (Mass.)	Feb. 9, 1991
34	Sayunara Lopez, Lehman vs. St. Joseph's (L.I.)	Dec. 9, 1996
33	Tobi Nobbs, Norwich vs. St. Rose	Feb. 11, 1989
33	Tiffany Stewart, Cedar Crest vs. Chestnut Hill	Feb. 3, 2001
32	Chris Lofgren, Trinity (Conn.) vs. Wesleyan (Conn.)	Feb. 10, 1982
32	Sandy Buddelmeyer, Capital vs. Muskingum	Feb. 13, 1990
32	Kim Roth, Salisbury vs. Lynchburg	Dec. 16, 1993
31	Liza Janssen, Wellesley vs. Wesleyan (Conn.)	Dec. 10, 1993
31	Sybil Smith, Baruch vs. Mt. St. Vincent	Dec. 2, 1994
31	Sybil Smith, Baruch vs. John Jay	Feb. 20, 1995
31	Heather Stewart, New Rochelle vs. Old Westbury	Jan. 27, 1998
31	Heather Stewart, New Rochelle vs. Yeshiva	Feb. 17, 1998
31	Christina Nicol, Waynesburg vs. Carlow	Jan. 28, 1999
31	Nicole Kilgannon, Notre Dame (Md.) vs. Wilson	Jan. 28, 1999
31	Heather Stewart, New Rochelle vs. Yeshiva	Feb. 17, 1999

ASSISTS (since 1989)

Ast.	Player, Team vs. Opponent	Date
21	Tricia Andres, Mills vs. Dominican (Cal.)	Nov. 21, 1991
20	Kristie Delbrugge, Frostburg St. vs. Shenandoah	Feb. 14, 1989
18	Karen Barefoot, Chris. Newport vs. Methodist	Jan. 12, 1991
18	Laureen Barnett, York (N.Y.) vs. Mt. St. Vincent	Dec. 12, 1992
18	Lisa Pliskin, Blackburn vs. Westminster (Mo.)	Feb. 25, 1994
18	Sarah Barton, Bates vs. Husson	Nov. 29, 2006
17	Tammie McDowell, Salem St. vs. Emmanuel (Mass.)	Feb. 3, 1990
17	Kileen Kertesz, Marietta vs. Bluefield St.	Nov. 17, 1990
17	Karen Barefoot, Chris. Newport vs. Marymount (Va.)	Dec. 11, 1993
17	Karen Barefoot, Chris. Newport vs. Shenandoah	Jan. 16, 1994
17	Karen Barefoot, Chris. Newport vs. Greensboro	Feb. 18, 1994
17	Katie Duffey, Salem St. vs. Wheaton (Mass.)	Dec. 12, 1996
17	Alisa DiBonaventura, Delaware Valley vs. Lycoming	Jan. 30, 1999
17	Bridget Smith, Va. Wesleyan vs. Chris. Newport	Feb. 16, 1999
17	Wendy Coleman, Albertus Magnus vs. Daniel Webster	Feb. 24, 1999
17	Tara Gagliardo, Staten Island vs. Baruch	Feb. 7, 2000
17	Dari Magyar, New York U. vs. Old Westbury	Feb. 27, 2002
17	Nicki Mueller, Loras vs. Coe	Jan. 28, 2003
17	Diana Esterkamp, Otterbein vs. Mount Union	Dec. 13, 2003
17	Brooke Johnson, Peace vs. Methodist	Jan. 22, 2004
17	Brooke Johnson, Peace vs. Meredith	Feb. 21, 2004

BLOCKED SHOTS (since 1993)

Blks.	Player, Team vs. Opponent	Date
18	Laurie Miller, East. Mennonite vs. Emory & Henry	Jan. 21, 1995
15	Amy Strand, Mass. Liberal Arts vs. Bridgewater St.	Jan. 20, 1997
14	Jessica Vitale, Mass. Liberal Arts vs. Bridgewater St.	Feb. 11, 2003
13	Tamiko Martin, Ferrum vs. Chris. Newport	Feb. 11, 1995
13	Erin McKenzie, Hendrix vs. Dallas	Feb. 19, 2003
13	Tameika Crimbley, Stillman vs. Lane	Feb. 3, 2004
13	Courtney Johnson, Pacific Lutheran vs. Linfield	Feb. 6, 2004
13	Tameika Crimbley, Stillman vs. Albany St. (Ga.)	Feb. 21, 2004
12	Liza Janssen, Wellesley vs. Worcester St.	Nov. 24, 1992
12	Liza Janssen, Wellesley vs. Wesleyan (Conn.)	Dec. 10, 1992
12	Janet Kasinger, Benedictine (Ill.) vs. Lake Forest	Nov. 30, 1993
12	Janet Kasinger, Benedictine (Ill.) vs. Loras	Dec. 21, 1993
12	Layisa Springer, York (N.Y.) vs. Mt. St. Vincent	Feb. 16, 1994
12	Corinne Carson, Marymount (Va.) vs. Trinity (Tex.)	Feb. 28, 1996
12	Deb Van Schooten, Hamline vs. St. Benedict	Jan. 27, 1997
12	Molly Zahr, Emerson vs. Daniel Webster	Jan. 31, 1998
12	Erin McKenzie, Hendrix vs. Ozarks (Ark.)	Dec. 30, 2002

STEALS (since 1993)

Stl.	Player, Team vs. Opponent	Date
20	Enma Rivera, CCNY vs. York (N.Y.)	Jan. 23, 1998
19	Sybil Smith, Baruch vs. New Rochelle	Jan. 17, 1996
19	Ayana Muhammed, John Jay vs. Bard	Jan. 21, 1999
15	Enma Rivera, CCNY vs. Mt. St. Vincent	Nov. 28, 1994
15	Enma Rivera, CCNY vs. Richard Stockton	Dec. 3, 1994
15	Jill St. Germain, Salve Regina vs. Eastern Nazarene	Jan. 25, 1995
15	Enma Rivera, CCNY vs. Simon's Rock	Dec. 3, 1995
15	Nicole Albert, Cal Lutheran vs. Christian Heritage	Dec. 8, 1995
15	Shaneequa Ware, Lehman vs. Purchase	Dec. 7, 2000
15	Maria Sanchez, Millikin vs. Elmhurst	Jan. 19, 2002
14	Angel Esposito, Elms vs. Regis (Mass.)	Dec. 5, 1992
14	Diana Cortez, Cal Lutheran vs. Pacific Christian	Nov. 30, 1993
14	Sybil Smith, Baruch vs. New Rochelle	Feb. 4, 1994
14	Gloria Franklin, SCAD vs. Knoxville	Feb. 23, 1995
14	Enma Rivera, CCNY vs. Brooklyn	Dec. 8, 1995
14	Colleen McCrave, Bates vs. Thomas	Jan. 9, 1996
14	Kelly Fackler, Lynchburg vs. Wash. & Lee	Jan. 11, 1996
14	Enma Rivera, CCNY vs. John Jay	Jan. 27, 1996
14	Enma Rivera, CCNY vs. Old Westbury	Jan. 30, 1996
14	Lori Hsu, Caltech vs. Life Bible	Dec. 4, 1996
14	Jacayra Reyes, John Jay vs. CCNY	Feb. 9, 1998
14	Jehan Clark, New York U. vs. Brandeis	Jan. 9, 1999
14	Lauren Felix, Coast Guard vs. St. Joseph (Conn.)	Jan. 13, 1999
14	Chanel Spriggs, St. Mary's (Md.) vs. Notre Dame (Md.)	Dec. 8, 1999
14	Laurie Lang, Endicott vs. Emerson	Dec. 11, 1999
14	Jackie Sweeney, Widener vs. Moravian	Nov. 28, 2000

Season Records

POINTS

Player, Team	Season	G	FG	3FG	FT	Pts.
Jeannie Demers, Buena Vista	†1987	26	*385	—	121	*891
Meegan Garrity, Clark (Mass.)	†1996	30	291	107	183	872
Jeannie Demers, Buena Vista	†1985	28	375	—	108	858
Glenda Gileud, Stillman	†1997	24	280	44	109	801
Emilie Hanson, Central (Iowa)	†1994	27	310	14	166	800
Meegan Garrity, Clark (Mass.)	1997	28	264	98	169	795
Missy Sharer, Grinnell	†1991	24	272	33	217	794
Ronda Jo Miller, Gallaudet	†1999	30	337	6	110	790
Jody Lavin, Rochester	†1982	31	323	—	133	779
Ann Gilbert, Oberlin	†1990	25	319	7	133	778
Jeannie Demers, Buena Vista	†1986	25	324	—	129	777
Jody Imbrie, Grove City	†1983	27	285	—	200	770
Susan Heidt, St. John Fisher	1990	33	269	0	228	766
Susan Heidt, St. John Fisher	†1989	30	270	0	213	753
Ann Gilbert, Oberlin	1991	24	309	17	114	749
Glenda Gileud, Stillman	†1998	25	291	69	98	749
Crystal Coleman, Bishop	1986	29	319	—	104	742
Michelle DuFour, Castleton	†1995	25	276	60	136	739
Bonnie Hansen, North Central (Ill.)	1983	32	329	—	74	732
Ronda Jo Miller, Gallaudet	1998	25	289	7	132	717

**Record. †National leader.*

SCORING AVERAGE

Player, Team	Season	G	FG	3FG	FT	Pts.	Avg.
Jeannie Demers, Buena Vista	†1987	26	*385	—	121	*891	*34.3
Catie Cleary, Pine Manor	†1988	20	228	43	175	674	33.7
Glenda Gileud, Stillman	1997	24	324	44	109	801	33.4
Missy Sharer, Grinnell	†1991	24	272	33	217	794	33.1
Ann Gilbert, Oberlin	1991	24	309	17	114	749	31.2
Ann Gilbert, Oberlin	†1990	25	319	7	133	778	31.1
Jeannie Demers, Buena Vista	†1986	25	324	—	129	777	31.1
Sladja Kovijanic, Middlebury	†1993	21	235	80	98	648	30.9
Jeannie Demers, Buena Vista	†1985	28	375	—	108	858	30.6
Glenda Gileud, Stillman	†1998	25	291	69	98	749	30.0
Missy Hensley, East. Mennonite	†1992	23	251	0	183	685	29.8
Emilie Hanson, Central (Iowa)	†1994	27	310	14	166	800	29.6
Michelle DuFour, Castleton	1995	25	276	60	136	739	29.6
Annette Hoffman, Juniata	1993	22	197	21	228	643	29.2
Meegan Garrity, Clark (Mass.)	†1996	30	291	107	183	872	29.1
Christel Brown, Upper Iowa	1986	20	214	—	151	579	29.0
Fredia Gibbs, Cabrini	1986	24	286	—	121	693	28.9
Ronda Jo Miller, Gallaudet	1998	25	289	7	132	717	28.7
Jody Imbrie, Grove City	†1983	27	285	—	200	770	28.5
Sylvia Newman, Meredith	1992	21	220	0	158	598	28.5

**Record. †National leader.*

FIELD-GOAL PERCENTAGE
(based on qualifiers for annual championship)

Player, Team	Season	G	FG	FGA	Pct.
Vanessa Wyffels, Willamette	†2005	24	173	233	*74.2
Alicia Davis, Loras	†2002	26	222	306	72.5
Kirsten Vipond, St. Thomas (Minn.)	†1998	28	212	297	71.4
Kari Tufte, Luther	†1994	25	202	289	69.9
Kelly Weismuller, Brooklyn	†2003	24	205	296	69.3
Tina Kampa, St. Benedict	†1993	30	158	231	68.4
Alicia Davis, Loras	†2004	27	219	322	68.0
Alicia Davis, Loras	2003	29	174	257	67.7
Laurie Trow, St. Thomas (Minn.)	†1992	28	276	411	67.2
Jen Bulkeley, Sewanee	†2000	25	160	240	66.7
Lanett Stephen, Franklin	1993	25	147	222	66.2
Kathy Darling, Rowan	†2001	25	188	285	66.0
Lindsay Ippel, Millikin	†2007	26	239	363	65.8
Laura Wendorff, St. Benedict	2000	24	178	271	65.7
Kari Tufte, Luther	†1995	26	210	320	65.6
Laurie Trow, St. Thomas (Minn.)	1993	26	271	413	65.6
Sabrina Moody, Va. Wesleyan	†1984	29	163	249	65.5

Player, Team	Season	G	FG	FGA	Pct.
Karalyn Delph, Ripon	†2006	24	161	247	65.2
Karyn Kern, Susquehanna	†1999	27	169	260	65.0
Tina Kampa, St. Benedict	1995	29	165	254	65.0

**Record. †National leader.*

THREE-POINT FIELD GOALS

Player, Team	Season	G	3FG
Jessica Doane, Baptist Bible (Pa.)	†2006	28	*127
Brenna Holcomb, Whittier	†1996	25	123
Andrea Bertini, Westfield St.	†1994	29	119
Angel Hall, Anderson (Ind.)	†2002	28	117
Kim Graf, Kenyon	†1997	28	110
Melissa Beyruti, Kean	†2007	31	110
Kim Prewitt, Thomas More	1994	25	107
Meegan Garrity, Clark (Mass.)	1996	30	107
Leslee Rogers, La Verne	1996	26	104
Emily Mullet, East. Mennonite	†2001	24	104
Candice Eyerman, Waynesburg	†2003	27	104
Angel Hall, Anderson (Ind.)	2003	27	103
Rachael Turkington, Clark (Mass.)	2003	25	101
Brenda Straight, Neb. Wesleyan	†1991	26	100
Tara Snavlin, Geneseo St.	2003	29	100
Hannah Wolf, Grinnell	†2005	23	99
Jessica Doane, Baptist Bible (Pa.)	2007	30	99
Megan Mackey, Geneseo St.	1996	28	98
Meegan Garrity, Clark (Mass.)	1997	28	98
Jenna Palumbo, King's (Pa.)	2007	30	98

**Record. †National leader.*

THREE-POINT FIELD GOALS PER GAME

(Based on qualifiers for annual championship)

Player, Team	Season	G	3FG	Avg.
Brenna Holcomb, Whittier	†1996	25	123	*4.9
Jessica Doane, Baptist Bible (Pa.)	†2006	28	*127	4.5
Emily Mullet, East. Mennonite	†2001	24	104	4.3
Kim Prewitt, Thomas More	†1994	25	107	4.3
Hannah Wolf, Grinnell	†2005	23	99	4.3
Angel Hall, Anderson (Ind.)	†2002	28	117	4.2
Hannah Wolf, Grinnell	2006	18	75	4.2
Andrea Bertini, Westfield St.	1994	29	119	4.1
Leslee Rogers, La Verne	1996	26	104	4.0
Brenna Holcomb, Whittier	†1995	24	95	4.0
Rachael Turkington, Clark (Mass.)	†2003	25	101	4.0
Kim Graf, Kenyon	†1997	28	110	3.9
E'Lisa Ladson, Wesleyan (Ga.)	2001	23	89	3.9
Kate Peterson, Wis.-Stevens Point	†1991	20	77	3.9
Candice Eyerman, Waynesburg	2003	27	104	3.9
Brenda Straight, Neb. Wesleyan	1991	26	100	3.8
Sladja Kovijanic, Middlebury	†1993	21	80	3.8
Vicki Fuess, SUNYIT	1993	25	95	3.8
Suzanne Smith, Sewanee	†1998	21	79	3.8
Angel Hall, Anderson (Ind.)	2003	27	103	3.8
Lauren D'Ambrosio, New York U.	2003	25	94	3.8

**Record. †National leader.*

THREE-POINT FIELD-GOAL PERCENTAGE

(based on qualifiers for annual championship)

Player, Team	Season	G	3FG	3FGA	Pct.
Ellen Thompson, Rhodes	†1989	23	54	90	*60.0
Missie Burns, Berea	†1993	20	56	99	56.6
Tracy Ragatz, UC San Diego	†1988	25	48	86	55.8
Suzy Carlson, Rose-Hulman	†2005	26	63	113	55.8
Honey Brown, Maryville (Tenn.)	1993	26	40	73	54.8
Lori Towle, Bowdoin	†1992	17	31	58	53.4
Sue Spielbauer, William Penn	†1996	25	56	105	53.3
Catie Cleary, Pine Manor	1988	20	43	81	53.1
Nicole Dias, Clark (Mass.)	†1997	21	48	91	52.7
Ellen Thompson, Rhodes	†1991	24	50	95	52.6
Missy Sharer, Grinnell	†1990	23	42	80	52.5
Jenny Markle, Ohio Northern	†2006	25	73	141	51.8
Dawn Hill, Ohio Northern	1990	23	38	74	51.4
Jen Swinehart, Baldwin-Wallace	†1999	28	67	131	51.1
Ellen Thompson, Rhodes	1990	26	54	106	50.9
Jane Ruliffson, Macalester	1991	26	59	116	50.9
Kellie Stuart, Mt. St. Mary (N.Y.)	2005	29	83	163	50.9
Shannan Fish, Mt. St. Mary (N.Y.)	1997	28	46	91	50.5
Michelle DuFour, Castleton	1995	25	60	119	50.4
Kelly Morrison, DePauw	1999	27	84	167	50.3

**Record. †National leader.*

FREE-THROW PERCENTAGE

(based on qualifiers for annual championship)

Player, Team	Season	G	FT	FTA	Pct.
Valerie Kepner, Baldwin-Wallace	†1989	25	63	66	*95.5
Suzy Carlson, Rose-Hulman	†2006	25	123	129	95.3
Korry Schwanz, Chicago	†2007	25	69	74	93.2
Sarah Kuhn, Defiance	†2004	27	74	80	92.5
Angel Hall, Anderson (Ind.)	2004	27	97	105	92.4
Ashley Edwards, Concordia (Tex.)	2004	25	120	130	92.3
Suzy Carlson, Rose-Hulman	2007	26	150	163	92.0
Beth Bergmann, Emory	2007	23	69	75	92.0
Stacy Schmidt, Beloit	†1992	22	57	62	91.9
Lacey Baldiviez, Redlands	2006	25	76	83	91.6
Angel Hall, Anderson (Ind.)	†2003	27	108	118	91.5
Kim Bartman, Calvin	1992	21	80	88	90.9
Stephanie Sealer, Clarkson	†1994	24	60	66	90.9
Marcy Hiner, Adrian	1994	25	79	87	90.8
Kerry Deshefy, Wheaton (Mass.)	†2002	24	67	74	90.5
Melissa Craft, Drew	2007	27	85	94	90.4
Julie James, Luther	†1996	26	66	73	90.4
Anne Bennett, Lake Forest	†1991	22	55	61	90.2
Kimberly Ordille, Notre Dame (Md.)	2007	25	73	81	90.1
Joann D'Alessandro, Rhode Island Col.	†1985	26	78	87	89.7

**Record. †National leader.*

REBOUNDS

Player, Team	Season	G	Reb.
Carla Gadsden, New Jersey City	†1982	27	*579
Sybil Smith, Baruch	†1995	22	523
Heather Stewart, New Rochelle	†1998	24	494
Sandra Ivory, Rust	†1984	31	493
Stacy Carr, Va. Wesleyan	†1990	27	489
Dawn Webb, Salisbury	†1989	27	480
Wanda Davis, New York U.	†1986	28	474
Carolyn Savio, Montclair St.	1990	29	473
Tina Shaw, Bishop	1984	28	470
Brenda Sanders, North Central (Ill.)	1982	38	462
Terry Lockwood, St. Elizabeth	1989	21	461
Cindy Lonneman, Minn.-Morris	†1983	35	457
Jacclyn Rock, Staten Island	†2004	30	452
Stacy Carr, Va. Wesleyan	1989	29	448
Carolyn Savio, Montclair St.	1989	29	448
Malane Perry, Fitchburg St.	†1992	25	443
Sayunara Lopez, Lehman	1998	25	442
Melissa Posse, Cabrini	1998	26	425
Tina Griffiths, Norwich	1992	26	423
Jennifer White, Neumann	1995	24	421

**Record. †National leader.*

REBOUND AVERAGE

Player, Team	Season	G	Reb.	Avg.
Sybil Smith, Baruch	†1995	22	523	*23.8
Terry Lockwood, St. Elizabeth	†1989	21	461	22.0
Carla Gadsden, New Jersey City	†1982	27	*579	21.4
Heather Stewart, New Rochelle	†1998	24	494	20.6
Caroline Leary, Middlebury	†1991	20	402	20.1
Stacy Carr, Va. Wesleyan	†1990	27	489	18.1
Dawn Webb, Salisbury	1989	27	480	17.8
Malane Perry, Fitchburg St.	†1992	25	443	17.7
Sayunara Lopez, Lehman	1998	25	442	17.7
Liza Janssen, Wellesley	†1994	22	388	17.6
Sayunara Lopez, Lehman	†1996	22	387	17.6
Lara Messersmith, Bard	1996	8	140	17.5
Jennifer White, Neumann	1995	24	421	17.5
Heather Stewart, New Rochelle	†2000	23	395	17.2
Tina Shaw, Bishop	1982	18	308	17.1
Nichole Johnson, New Rochelle	1996	19	325	17.1
Sayunara Lopez, Lehman	†1997	23	391	17.0
Wanda Davis, New York U.	†1986	28	474	16.9
Regina Reed, Incarnate Word	1983	23	389	16.9
Tina Shaw, Bishop	†1984	28	470	16.8

**Record. †National leader.*

ASSISTS

Player, Team	Season	G	Ast.
Tonja Sanders, Rust	†1990	26	*303
Suzy Venet, Mount Union	†1998	32	*303
Eleanor Wykpisz, Kean	†1989	29	283
Kristie Delbrugge, Frostburg St.	1989	25	273
Karen Barefoot, Chris. Newport	†1994	25	273
Karen Barefoot, Chris. Newport	†1991	27	265
Suzy Venet, Mount Union	†1996	33	261
Brooke Johnson, Peace	†2004	26	253
Alisa DiBonaventura, Delaware Valley	†2001	27	237

Player, Team	Season	G	Ast.
Karen Barefoot, Chris. Newport	†1993	28	236
Symbri Tuttle, McMurry	†2006	29	235
Allison Gagnon, Southern Me.	1991	30	232
Karen Barefoot, Chris. Newport	†1992	28	228
Symbri Tuttle, McMurry	†2007	29	228
Amanda Poppleton, Notre Dame (Md.)	†2003	27	226
Diana Esterkamp, Otterbein	2004	28	224
Allison Gagnon, Southern Me.	1993	29	221
Ivette Correa, Salem St.	†1995	32	219
Amy Cooke, Salisbury	†1999	26	218
Kate Titus, Muskingum	1991	32	217

**Record. †National leader.*

ASSIST AVERAGE

Player, Team	Season	G	Ast.	Avg.
Tonja Sanders, Rust	†1990	26	*303	*11.7
Kristie Delbrugge, Frostburg St.	†1989	25	273	10.9
Karen Barefoot, Chris. Newport	†1994	25	273	10.9
Tonja Sanders, Rust	1989	21	211	10.0
Karen Barefoot, Chris. Newport	†1991	27	265	9.8
Eleanor Wykpisz, Kean	1989	29	283	9.8
Brooke Johnson, Peace	†2004	26	253	9.7
Suzy Venet, Mount Union	†1998	32	*303	9.5
Alisa DiBonaventura, Delaware Valley	†2001	27	237	8.8
Alisa DiBonaventura, Delaware Valley	†2000	24	205	8.5
Stefanie Teter, Mary Washington	†1996	23	196	8.5
Karen Barefoot, Chris. Newport	†1993	28	236	8.4
Amy Cooke, Salisbury	†1999	26	218	8.4
Amanda Poppleton, Notre Dame (Md.)	†2003	27	226	8.4
Karen Barefoot, Chris. Newport	†1992	28	228	8.1
Symbri Tuttle, McMurry	†2006	29	235	8.1
Lisa Pliskin, Blackburn	1994	26	207	8.0
Diana Esterkamp, Otterbein	2004	28	224	8.0
Suzy Venet, Mount Union	1996	33	261	7.9
Amy Cooke, Salisbury	1998	26	205	7.9
Symbri Tuttle, McMurry	2007	29	228	7.9

**Record. †National leader.*

BLOCKED SHOTS

Player, Team	Season	G	Blk.
Cori Carson, Marymount (Va.)	†1996	30	*205
Cori Carson, Marymount (Va.)	†1997	30	185
Tamiko Martin, Ferrum	†1995	27	167
Tameika Crimbley, Stillman	†2004	25	156
Ashley Katch, Simpson	†2007	30	152
Liza Janssen, Wellesley	†1993	27	145
Liz Hickey, Mary Washington	†2006	31	141
Jen Feneli, Brockport St.	†1999	27	140
Megan Rulon, Rutgers-Camden	2006	22	136
Kamilah Byrd, Rutgers-Camden	1997	26	134
Monica Fitzgerald, Lincoln (Pa.)	†1994	18	132
Tiffany Boyd, Mary Washington	2007	34	132
Courtney Johnson, Pacific Lutheran	†2003	29	128
Janet Kasinger, Benedictine (Ill.)	1994	23	123
Courtney Johnson, Pacific Lutheran	2004	24	123
Estrella Kuilan, Salem St.	2006	28	123
Latoyia Foster, Emerson	1997	24	122
Amy Strand, Mass. Liberal Arts	1997	24	121
Ronda Jo Miller, Gallaudet	†1998	25	121
Kate Smith, Cortland St.	†2001	30	121
Erin McKenzie, Hendrix	2004	27	121

**Record. †National leader.*

BLOCKED-SHOT AVERAGE

Player, Team	Season	G	Blk.	Avg.
Monica Fitzgerald, Lincoln (Pa.)	†1994	18	132	*7.3
Cori Carson, Marymount (Va.)	†1996	30	*205	6.8
Tamiko Martin, Ferrum	†1995	27	167	6.2
Cori Carson, Marymount (Va.)	†1997	30	185	6.2
Tameika Crimbley, Stillman	†2004	25	156	6.2
Megan Rulon, Rutgers-Camden	†2006	22	136	6.2
Karin Schaller, Bluffton	2004	21	115	5.5
Liza Janssen, Wellesley	†1993	27	145	5.4
Janet Kasinger, Benedictine (Ill.)	1994	23	123	5.3
Laurie Miller, East. Mennonite	1995	23	120	5.2
Nichole Johnson, New Rochelle	1996	19	99	5.2
Jen Feneli, Brockport St.	†1999	27	140	5.2
Kamilah Byrd, Rutgers-Camden	1996	23	119	5.2
Kamilah Byrd, Rutgers-Camden	1997	26	134	5.2
Janet Kasinger, Benedictine (Ill.)	1993	22	113	5.1
Courtney Johnson, Pacific Lutheran	2004	24	123	5.1
Latoyia Foster, Emerson	1997	24	122	5.1
Ashley Katch, Simpson	2007	30	152	5.1
Kim Stumpf, Whittier	1994	22	111	5.0
Angela Grove, Wilson	1999	23	116	5.0
Amy Strand, Mass. Liberal Arts	1997	24	121	5.0
Maggie Misiejuk, Montclair St.	1995	24	119	5.0

**Record. †National leader.*

STEALS

Player, Team	Season	G	Stl.
Jehan Clark, New York U.	†1999	28	*182
Evita Esteves, Emmanuel (Mass.)	†2003	30	179
Enma Rivera, CCNY	†1996	24	178
Jenn Denby, Rowan	†1997	28	178
Thais Palmer, CCNY	†1994	26	175
Crystal Robinson, Rutgers-Newark	†1995	24	171
Jill St. Germain, Salve Regina	1995	27	170
Amanda Poppleton, Notre Dame (Md.)	2003	27	169
Samantha Donaldson, John Jay	1997	25	165
Colleen McCrave, Bates	1996	24	163
Suzy Venet, Mount Union	†1998	32	163
Meredith Eisenhut, St. Lawrence	†2002	32	156
Dawn Klein, St. Joseph's (L.I.)	1998	24	155
Stephanie Cleary, Ithaca	†2004	27	154
Jenn Denby, Rowan	1996	30	153
Sharee McClellan, Marymount (Va.)	1995	29	152
Alicia LaValley, Plattsburgh St.	†1993	24	149
Colleen McCrave, Bates	1997	25	148
Colleen Mulhern, Benedictine (Ill.)	1998	25	148
Sybil Smith, Baruch	1994	24	147
Amanda Poppleton, Notre Dame (Md.)	†2001	27	147

**Record. †National leader.*

STEAL AVERAGE

Player, Team	Season	G	Stl.	Avg.
Enma Rivera, CCNY	†1996	24	178	*7.4
Crystal Robinson, Rutgers-Newark	†1995	24	171	7.1
Colleen McCrave, Bates	1996	24	163	6.8
Thais Palmer, CCNY	†1994	26	175	6.7
Crystal Robinson, Rutgers-Newark	1994	21	139	6.6
Samantha Donaldson, John Jay	†1997	25	165	6.6
Jehan Clark, New York U.	†1999	28	*182	6.5
Dawn Klein, St. Joseph's (L.I.)	†1998	24	155	6.5
Jenn Denby, Rowan	1997	28	178	6.4
Jill St. Germain, Salve Regina	1995	27	170	6.3
Amanda Poppleton, Notre Dame (Md.)	†2003	27	169	6.3
Alicia LaValley, Plattsburgh St.	†1993	24	149	6.2
Judith Mendez, St. Elizabeth	1997	19	117	6.2
Sybil Smith, Baruch	1994	24	147	6.1
Layisa Springer, York (N.Y.)	1994	24	146	6.1
Angel Esposito, Elms	1994	24	144	6.0
Rose Addison, York (N.Y.)	1993	23	137	6.0
Miriam Anthony, Lebanon Valley	†2001	23	137	6.0
Evita Esteves, Emmanuel (Mass.)	2003	30	179	6.0
Colleen McCrave, Bates	1997	25	148	5.9
Colleen Mulhern, Benedictine (Ill.)	1998	25	148	5.9
Shelly Ridgeway, Frostburg St.	1996	24	141	5.9

**Record. †National leader.*

Top Season Performances By Class

SCORING AVERAGE

Class	Player, Team	Season	G	FG	3FG	FT	Pts.	Avg.
Senior	Jeannie Demers, Buena Vista	1987	26	385	--	121	891	34.3
Junior	Glenda Gileud, Stillman	1997	24	324	44	109	801	33.4
Soph.	Jeannie Demers, Buena Vista	1985	28	375	--	108	858	30.6
Fresh.	Rebecca Segert, Merchant Marine	2001	24	242	24	115	623	26.0

FIELD-GOAL PERCENTAGE

Class	Player, Team	Season	G	FG	FGA	Pct.
Senior	Kirsten Vipond, St. Thomas (Minn.)	1998	28	212	297	.714
Junior	Vanessa Wyffels, Willamette	2005	24	173	233	.742
Soph.	Alicia Davis, Loras	2002	26	222	306	.725
Fresh.	Kelly Weismuller, Brooklyn	2003	24	205	296	.693

THREE-POINT FIELD GOALS PER GAME

Class	Player, Team	Season	G	3FG	Avg.
Senior	Rachael Turkington, Clark (Mass.)	2003	25	101	4.0
Junior	Brenna Holcomb, Whittier	1996	25	123	4.9

Class	Player, Team	Season	G	3FG	Avg.
Soph.	Emily Mullet, East. Mennonite	2001	24	104	4.3
Fresh.	Hannah Wolf, Grinnell	2005	23	99	4.3

THREE-POINT FIELD GOAL PERCENTAGE
(minimum 2.0 made per game)

Class	Player, Team	Season	G	3FG	3FGA	Pct.
Senior	Catie Cleary, Pine Manor	1988	20	43	81	.531
Junior	Missie Burns, Berea	1993	20	56	99	.566
Soph.	Jenny Markle, Ohio Northern	2006	26	73	141	.518
Fresh.	Ellen Thompson, Rhodes	1989	23	54	90	.600

FREE-THROW PERCENTAGE

Class	Player, Team	Season	G	FT	FTA	Pct.
Senior	Sarah Kuhn, Defiance	2004	27	74	80	.925
Junior	Valerie Kepner, Baldwin-Wallace	1989	25	63	66	.955
Soph.	Anne Bennett, Lake Forest	1991	22	55	61	.902
Fresh.	Jill Kathmann, William Smith	1993	25	66	74	.892

REBOUND AVERAGE

Class	Player, Team	Season	G	Reb.	Avg.
Senior	Sybil Smith, Baruch	1995	22	523	23.8
Junior	Caroline Leary, Middlebury	1991	20	402	20.1
Soph.	Carla Gadsden, New Jersey City	1982	27	579	21.4
Fresh.	Sayunara Lopez, Lehman	1996	22	387	17.6

ASSIST AVERAGE

Class	Player, Team	Season	G	Ast.	Avg.
Senior	Kristie Delbrugge, Frostburg St.	1989	25	273	10.9
Junior	Alisa DiBonaventura, Delaware Valley	2000	24	205	8.5
Soph.	Tonja Sanders, Rust	1990	26	303	11.7
Fresh.	Tonja Sanders, Rust	1989	21	211	10.0

BLOCKED-SHOT AVERAGE

Class	Player, Team	Season	G	Blk.	Avg.
Senior	Tamiko Martin, Ferrum	1995	27	167	6.2
Junior	Monica Fitzgerald, Lincoln (Pa.)	1994	18	132	7.3
Soph.	Karin Schaller, Bluffton	2004	21	115	5.5
Fresh.	Laurie Miller, East. Mennonite	1995	23	120	5.2

STEAL AVERAGE

Class	Player, Team	Season	G	Stl.	Avg.
Senior	Thais Palmer, CCNY	1994	26	175	6.7
Junior	Crystal Robinson, Rutgers-Newark	1994	21	139	6.6
Soph.	Enma Rivera, CCNY	1996	24	178	7.4
Fresh.	Colleen McCrave, Bates	1996	24	163	6.8

Top Season Performances By A Freshman

POINTS

Player, Team	Season	G	FG	3FG	FT	Pts.
Jeannie Demers, Buena Vista	1984	26	302	--	41	645
Maureen Burchill, Southern Me.	1982	31	298	--	39	635
Rebecca Segert, Merchant Marine	2001	24	242	24	115	623
Donna Blackburn, Western New Eng.	1983	26	230	--	133	593
E'lisa Ladson, Wesleyan (Ga.)	2001	23	209	89	86	593

SCORING AVERAGE

Player, Team	Season	G	FG	3FG	FT	Pts.	Avg.
Rebecca Segert, Merchant Marine	2001	24	242	24	115	623	26.0
Julie Kellogg, Maryville (Mo.)	1984	16	177	--	60	414	25.9
E'lisa Ladson, Wesleyan (Ga.)	2001	23	209	89	86	593	25.8
Renie Amoss, Goucher	1990	23	227	31	93	578	25.1
Jeannie Demers, Buena Vista	1984	26	302	--	41	645	24.8

FIELD-GOAL PERCENTAGE

Player, Team	Season	G	FG	FGA	Pct.
Kelly Weismuller, Brooklyn	2003	24	205	296	.693
Lanett Stephan, Franklin	1993	25	147	222	.662
Christine Halter, D'Youville	2006	28	161	249	.647
Alicia Davis, Loras	2001	25	106	164	.646
Christina Speer, Principia	2006	23	194	307	.632

THREE-POINT FIELD GOALS PER GAME

Player, Team	Season	G	3FG	Avg.
Hannah Wolf, Grinnell	2005	23	99	4.3
E'lisa Ladson, Wesleyan (Ga.)	2001	23	89	3.9
Candice Eyerman, Waynesburg	2003	27	104	3.9
Suzanne Smith, Sewanee	1998	21	79	3.8
Emily Mullet, East. Mennonite	2000	25	88	3.5

THREE-POINT FIELD GOAL PERCENTAGE
(minimum 2.0 made per game)

Player, Team	Season	G	3FG	3FGA	Pct.
Ellen Thompson, Rhodes	1989	23	54	90	.600
Nicole Dias, Clark (Mass.)	1997	21	48	91	.527
Paula Fritz, Messiah	1988	23	57	116	.491
Erika Grace, Mary Washington	1997	23	46	96	.479
Kelly Turner, Pacific Lutheran	2003	29	61	128	.477

FREE-THROW PERCENTAGE

Player, Team	Season	G	FT	FTA	Pct.
Jill Kathmann, William Smith	1993	25	66	74	.892
Alison Kessler, St. Mary's (Ind.)	2005	26	89	100	.890
Whitney Frament, Utica	2006	27	71	80	.888
Beth Bergmann, Emory	2004	25	63	71	.887
Helen Dinan, Regis (Mass.)	1999	26	83	94	.883

REBOUNDS

Player, Team	Season	G	Reb.
Sayunara Lopez, Lehman	1997	25	403
Lillian Goree, Susquehanna	1982	25	402
Tina Griffiths, Norwich	1991	24	397
Susan Burns, Skidmore	1990	24	395
Sayunara Lopez, Lehman	1996	22	387

REBOUND AVERAGE

Player, Team	Season	G	Reb.	Avg.
Sayunara Lopez, Lehman	1996	22	387	17.6
Giovanni Licorish, Baruch	1993	19	317	16.7
Tina Griffiths, Norwich	1991	24	397	16.5
Susan Burns, Skidmore	1990	24	395	16.5
Deidre Stauffer, Heidelberg	1982	14	228	16.3

ASSISTS

Player, Team	Season	G	Ast.
Karen Barefoot, Chris. Newport	1991	27	265
Tonja Sanders, Rust	1989	21	211
Marylynn Skarzenski, Nichols	2006	28	195
Missy Daniels, Thomas (Me.)	1990	25	186
Cathy Hawes, Bowdoin	1989	24	181

ASSIST AVERAGE

Player, Team	Season	G	Ast.	Avg.
Tonja Sanders, Rust	1989	21	211	10.0
Karen Barefoot, Chris. Newport	1991	27	265	9.8
Cathy Hawes, Bowdoin	1989	24	181	7.5
Missy Daniels, Thomas (Me.)	1990	25	186	7.4
Sherri Ervin, Fredonia St.	1989	23	169	7.3

BLOCKED SHOTS

Player, Team	Season	G	Blk.
Laurie Miller, East. Mennonite	1995	23	120
Maggie Misiejuk, Montclair St.	1995	24	119
Kelly Weismuller, Brooklyn	2003	24	116
Erin McKenzie, Hendrix	2003	27	108
Liz Hickey, Mary Washington	2005	30	104

BLOCKED-SHOT AVERAGE

Player, Team	Season	G	Blk.	Avg.
Laurie Miller, East. Mennonite	1995	23	120	5.2
Maggie Misiejuk, Montclair St.	1995	24	119	5.0
Kelly Weismuller, Brooklyn	2003	24	116	4.8
Molly Zahr, Emerson	1998	18	75	4.2
Quan Luck, Rutgers-Camden	1998	21	85	4.0
Erin McKenzie, Hendrix	2003	27	108	4.0

STEALS

Player, Team	Season	G	Stl.
Evita Esteves, Emmanuel (Mass.)	2003	30	179
Colleen McCrave, Bates	1996	24	163
Dawn Klein, St. Joseph's (L.I.)	1998	24	155
Kathy Santiago, Lehman	2000	26	128
Maggie Barry, Hunter	1995	26	126
Meredith Eisenhut, St. Lawrence	1999	29	126
Amanda Poppleton, Notre Dame (Md.)	2000	25	126

STEAL AVERAGE

Player, Team	Season	G	Stl.	Avg.
Colleen McCrave, Bates	1996	24	163	6.8
Dawn Klein, St. Joseph's (L.I.)	1998	24	155	6.5
Evita Esteves, Emmanuel (Mass.)	2003	30	179	6.0
Tija Hopkins, Cedar Crest	1999	24	124	5.2

Player, Team	Season	G	Stl.	Avg.
Amanda Poppleton, Notre Dame (Md.)	2000	25	126	5.0
Nicole Albert, Cal Lutheran	1993	25	124	5.0

Career Records

POINTS

Player, Team	Seasons	G	FG	3FG	FT	Pts.
Jeannie Demers, Buena Vista	1984-87	105	*1,386	—	399	*3,171
Meegan Garrity, Clark (Mass.)	1994-97	112	913	*368	599	2,793
Ronda Jo Miller, Gallaudet	1997-00	106	1,090	18	458	2,656
Laurie Trow, St. Thomas (Minn.)	1990-93	113	1,022	4	559	2,607
Julie Curtis, Whittier	1984-87	100	988	—	457	2,433
Megan Silva, Randolph-Macon	2003-06	121	872	101	526	2,371
Maureen Burchill, Southern Me.	1982-85	122	1,083	—	191	2,357
Peggie Sweeney, Pine Manor	1993-96	102	756	38	769	2,319
Cathy Clark, Marietta	1987-90	106	939	51	382	2,311
Laura Haynes, Guilford	1995-98	105	870	2	541	2,283
Annette Hoffman, Juniata	1990-93	94	744	58	723	2,269
Sandy Buddelmeyer, Capital	1990-93	116	859	0	530	2,248
Emilie Hanson, Central (Iowa)	1992-95	106	892	29	422	2,235
Leah Onks, Maryville (Tenn.)	1991-94	110	822	102	469	2,222
Renie Amoss, Goucher	1990-93	91	860	115	385	2,220
Simone Edwards, FDU-Florham	1990-93	97	687	42	*789	2,205
Lynn Butler, DeSales	1984-87	114	902	—	389	2,193
Michele White, Stony Brook	1984-87	112	806	—	571	2,183
Jennifer Nish, Scranton	1994-97	119	904	11	359	2,178
Tara Carleton, Randolph	1997-00	97	788	40	551	2,167
Missy Hensley, East. Mennonite	1989-92	96	769	4	567	2,163
Jill Dewane, Lakeland	1999-02	103	841	106	366	2,154
Kathy Roberts, Wartburg	1990-93	106	707	88	642	2,144
Marsha Harris, New York U.	1995-98	114	779	227	355	2,140
Becky Inman, William Penn	1984-87	114	806	—	527	2,139
Jessica Beachy, Concordia-M'head	1985-88	118	866	—	369	2,101

**Record.*

SCORING AVERAGE (minimum 1,200 points)

Player, Team	Seasons	G	FG	3FG	FT	Pts.	Avg.
Ann Gilbert, Oberlin	1990-91	49	625	24	247	1,527	*31.2
Jeannie Demers, Buena Vista	1984-87	105	*1,386	—	399	*3,171	30.2
Missy Sharer, Grinnell	1990-91	47	436	75	318	1,265	26.9
Leslee Rogers, La Verne	1995-96	51	442	192	236	1,312	25.7
Angie Ensley, Cedar Crest	1999, 01	49	456	127	200	1,239	25.3
Ronda Jo Miller, Gallaudet	1997-00	106	1,090	18	458	2,656	25.1
Meegan Garrity, Clark (Mass.)	1994-97	112	913	*368	599	2,793	24.9
Sladja Kovijanic, Middlebury	1990-93	65	591	185	235	1,602	24.6
Renie Amoss, Goucher	1990-93	91	860	115	385	2,220	24.4
Julie Curtis, Whittier	1984-87	100	988	—	458	2,433	24.3
Annette Hoffman, Juniata	1990-93	94	744	58	723	2,269	24.1
Lisa Ekmekjian, Upsala	1982-84	71	695	—	312	1,702	24.0
Terri Schumacher, Wis.-La Crosse/Wis.-Oshkosh	1983, 84-85	55	598	—	116	1,312	23.9
Leslie Rushton, Drew	1982-84	63	587	—	315	1,489	23.6
Sylvia Newman, Meredith	1990-93	79	679	0	490	1,848	23.4
Suzanne Coyne, Wilmington (Ohio)	1991-92	52	554	0	100	1,208	23.2
Eva Pittman, St. Andrews	1982-84	75	732	—	273	1,737	23.2
Laurie Trow, St. Thomas (Minn.)	1990-93	113	1,022	4	559	2,607	23.1
Gretchen Gates, Chicago	1983-86	84	847	—	230	1,924	22.9
Peggie Sweeney, Pine Manor	1993-96	102	756	38	769	2,319	22.7
Simone Edwards, FDU-Florham	1990-93	97	687	42	*789	2,205	22.7
Missy Hensley, East. Mennonite	1989-92	96	796	4	567	2,163	22.5
Tricia Kosenina, Thiel	1990-93	93	709	150	518	2,086	22.4
Tara Carleton, Randolph	1997-00	97	788	40	551	2,167	22.3
Tina Shaw, Bishop	1982-84	71	707	—	146	1,561	22.0

**Record.*

FIELD-GOAL PERCENTAGE
(minimum 400 field goals made)

Player, Team	Seasons	G	FG	FGA	Pct.
Alicia Davis, Loras	2001-04	107	721	1,049	*68.7
Kari Tufte, Luther	1993-96	102	775	1,191	65.1
Linda Rose, Nichols	1989-91	74	629	992	63.4
Laurie Trow, St. Thomas (Minn.)	1990-93	113	1,022	1,615	63.3
Linda Mason, Rust	1985-88	86	580	920	63.0
Tina Kampa, St. Benedict	1992-95	108	565	898	62.9
Lanett Stephan, Franklin	1993-96	100	638	1,029	62.0
Kirsten Vipond, St. Thomas (Minn.)	1995-98	116	683	1,120	61.0
Karalyn Dehn, Ripon	2003-06	101	507	834	60.8
Sabrina Moody, Va. Wesleyan	1982-85	97	581	971	59.8
Sherry Patterson, Wm. Paterson	1984-87	90	620	1,038	59.7
Karyn Kern, Susquehanna$	$1997-01	106	694	1,163	59.7
Rebecca Baker, Wilkes	1995-98	93	564	947	59.6
Melissa Posse, Cabrini	1996-99	105	869	1,461	59.5
Sylvia Newman, Meredith	1990-93	79	679	1,142	59.5
Michelle Orton, Randolph-Macon	2003-06	116	582	982	59.3
Lisa Winkle, Calvin	2004-07	116	694	1,176	59.0
Jen Bulkeley, Sewanee	1997-00	100	471	800	58.9
Rachel Lachecki, Wis.-Oshkosh	1996-99	109	493	839	58.8
Mary Schultz, St. Mary's (Minn.)	1983-86	96	812	1,384	58.7
Katie Mans, Alma	1991-94	101	596	1,019	58.5
Audrey Seymour, Adrian	1990-93	101	566	969	58.4
Tasha Rodgers, Washington-St. Louis	1998-01	119	664	1,138	58.3
Kelsey Duoss, Ill.-Chicago/Wis.-Stout	2004, 05-07	117	575	986	58.3
Gretchen MacColl, Trinity (Conn.)	1997-00	81	428	736	58.2

**Record. $Received hardship for fifth year.*

THREE-POINT FIELD GOALS

Player, Team	Seasons	G	3FG
Meegan Garrity, Clark (Mass.)	1994-97	112	*368
Kim Graf, Kenyon	1994-97	101	365
Jessica Doane, Baptist Bible (Pa.)	2004-07	107	364
Candice Eyerman, Waynesburg	2003-06	101	351
Megan Mackey, Geneseo St.	1995-98	108	350
Brenna Holcomb, Whittier	1994-97	96	339
Angel Hall, Anderson (Ind.)	2001-04	82	315
Emily Mullet, East. Mennonite	2000-03	99	314
Mandy Fischer, Hood	2001-04	106	298
Lauren D'Ambrosio, New York U.	2000-01, 03-04	106	293
Andrea Bertini, Westfield St.	1993-96	106	287
Michelle Jones, Wm. Paterson	1988-91	108	286
Jill Hennelly, Pine Manor	1996-99	92	284
Heather Rose, Muskingum	1994-97	102	269
Jen Hutchinson, TCNJ	1997-00	100	268
Melissa Wood, Cal Lutheran	1994-97	85	267
Jen Krolikowski, New York U.	1994-97	113	264
Kathy Baum, St. John Fisher	2003-06	113	261
Martha Sainz, Va. Wesleyan	1990-93	108	258
Lindsey Roberson, Franklin	2003-06	117	255
Jill Brower, William Smith	1990-93	103	251
Shannon Russell, Amherst	2001-04	100	249
Suzanne Smith, Sewanee	1998-01	91	247
Mandy Jackson, Emory	1992-95	102	243
Kim Prewitt, Thomas More	1993-95	71	242

**Record.*

THREE-POINT FIELD GOALS PER GAME
(minimum 125 three-point field goals made)

Player, Team	Seasons	G	3FG	Avg.
Angel Hall, Anderson (Ind.)	2001-04	82	315	*3.8
Leslee Rogers, La Verne	1995-96	51	192	3.8
Vicki Fuess, SUNYIT	1992-93	49	179	3.7
Kim Graf, Kenyon	1994-97	101	365	3.6
Brenna Holcomb, Whittier	1994-97	96	339	3.5
Candice Eyerman, Waynesburg	2003-06	101	351	3.5
Kim Prewitt, Thomas More	1993-95	71	242	3.4
Jessica Doane, Baptist Bible (Pa.)	2004-07	107	364	3.4
Meegan Garrity, Clark (Mass.)	1994-97	112	*368	3.3
Megan Mackey, Geneseo St.	1995-98	108	350	3.2
Emily Mullet, East. Mennonite	2000-03	99	314	3.2
Melissa Wood, Cal Lutheran	1994-97	85	267	3.1
Jill Hennelly, Pine Manor	1996-99	92	284	3.1
Kim Drosdik, Thomas (Me.)	2005-07	76	232	3.1
Laura Crowley, Washington-St. Louis	2001-03	54	159	2.9
Sladja Kovijanic, Middlebury	1990-93	65	185	2.8
Shannon Stobel, N.C. Wesleyan	1988-90	73	207	2.8
Marisa Hesse, Austin	1998-99	54	153	2.8
Meredith Engelke, Coast Guard	1995-98	74	207	2.8
Lauren D'Ambrosio, New York U.	2000-01, 03-04	106	293	2.8
Mandy Fischer, Hood	2001-04	106	298	2.8
Suzanne Smith, Sewanee	1998-01	91	247	2.7
Andrea Bertini, Westfield St.	1993-96	106	287	2.7
Jen Hutchinson, TCNJ	1997-00	100	268	2.7
Angela Grove, Wilson	1997-00	90	240	2.7

**Record.*

THREE-POINT FIELD-GOAL PERCENTAGE
(minimum 125 three-point field goals made)

Player, Team	Seasons	G	3FG	3FGA	Pct.
Kelly O'Keef, Wis.-Oshkosh^	2004-06	74	133	266	*50.0
Ellen Thompson, Rhodes	1989-92	99	204	416	49.0
Suzy Carlson, Rose-Hulman	2004-07	87	153	322	47.5
Jen Swinehart, Baldwin-Wallace	1996-99	112	170	364	46.7
JoEllen Dickert, Carthage	1989-92	102	139	300	46.3
Kelly Morrison, DePauw	1996-99	107	221	481	45.9
Jodi Davis, Illinois Col.	1994-96	69	164	366	44.8
Sladja Kovijanic, Middlebury	1990-93	65	185	413	44.8
Traci Butler, Ill. Wesleyan	1993-96	102	171	385	44.4
Kim Stetter, King's (Pa.)	1997-99	81	127	288	44.1
Leslee Rogers, La Verne	1995-96	51	192	440	43.6
Shelley Dietz, Wis.-Oshkosh	1993-96	112	153	351	43.6
Heidi Harnisch, Ill. Wesleyan	2004-06	73	140	321	43.6
Darby Noreen, St. Benedict	2004-07	102	167	384	43.5
Katie Carls, MacMurray	2003-06	93	177	412	43.0
Kelly Turner, Pacific Lutheran	2003-06	106	218	510	42.7
Lori Towle, Bowdoin/Southern Me.	1992-94, 96	102	227	533	42.6
Sue Spielbauer, William Penn	1994-97	87	127	298	42.6
Alison Grubbs, Lake Forest	1998-01	96	215	505	42.6
Erin Egan, New York U./Cortland St.	1999-02	92	146	343	42.6
Molly Lieberman, Lawrence	1994-97	63	131	311	42.1
Jody Normandin, WPI	1988-90	79	147	349	42.1
Marisa Hesse, Austin	1998-99	54	153	364	42.0
Marcee Hufton, Roanoke	1993-96	109	217	517	41.9
Michelle Jones, Wm. Paterson	1988-91	108	286	685	41.8
Laura Crowley, Washington-St. Louis	2001-03	54	159	380	41.8

**Record. ^Played one season at Loyola (Ill.) during which no three-point shots were attempted.*

FREE-THROW PERCENTAGE
(minimum 250 free throws made)

Player, Team	Seasons	G	FT	FTA	Pct.
Angel Hall, Anderson (Ind.)	2001-04	82	323	361	*89.5
Suzy Carlson, Rose-Hulman	2004-07	87	406	456	89.0
Beth Bergmann, Emory	2004-07	98	299	341	87.7
Tori Huggins, Hendrix	2004-07	102	560	656	85.4
Megan Woodruff, Wilmington (Ohio)	1999-03	112	447	524	85.3
Jennifer Nish, Scranton	1994-97	119	359	421	85.3
Jessica Doane, Baptist Bible (Pa.)	2004-07	107	337	399	84.5
Amie Kretzing, Messiah	2000-03	118	359	426	84.3
Elizabeth Fox, Wheaton (Ill.)	2004-07	105	275	327	84.1
Katie Maguire, Buena Vista	2003-06	111	406	483	84.1
Missy Pederson, St. Thomas (Minn.)	1999-02	111	300	358	83.8
Jill Dewane, Lakeland	1999-02	103	366	437	83.8
Debbie Bruen, Mary Washington	2004-07	116	373	446	83.6
Tammy Anair, Southern Me.	1984-87	113	279	336	83.0
Missy Sharer, Grinnell	1990-91	47	318	383	83.0
Carla Weaver, DePauw	1989-92	100	277	334	82.9
Katie Carls, MacMurray	2003-06	93	263	318	82.7
Christina Vouriotis, Messiah	2000-03	118	463	561	82.5
Jody Landish, Wis.-Whitewater	1992-95	99	253	307	82.4
Kelly Morrison, DePauw	1996-99	107	254	309	82.2
Jill Smith, Baldwin-Wallace	1994-97	107	348	424	82.1
Annette Hoffman, Juniata	1990-93	94	723	883	81.9
Pam DuMond, William Smith	1993-96	107	306	374	81.8
Jessica Ott, Wis.-Stevens Point	1997-00	98	359	439	81.8
Jeanne Waznak, Delaware Valley	1997-00	97	375	459	81.7

**Record.*

REBOUNDS

Player, Team	Seasons	G	Reb.
Ronda Jo Miller, Gallaudet	1997-00	106	*1,545
Heather Stewart, New Rochelle	1997-00	92	1,540
Arlene Eagan, Buffalo St.	1988-91	109	1,419
Liza Janssen, Wellesley	1991-94	94	1,403
Julie Anderson, Johns Hopkins	1995-98	116	1,376
Sandy Buddelmeyer, Capital	1990-93	116	1,365
Caroline Leary, Middlebury	1989-92	81	1,364
Ruth Bonner, Mary Washington	1982-85	100	1,362
Molly Lackman, Immaculata	1991-94	94	1,353
Siobhan Zerilla, Wilmington (Ohio)	2002-05	118	1,330
Kim Roth, Salisbury	1992-95	97	1,329
Melissa Posse, Cabrini	1996-99	105	1,295

Player, Team	Seasons	G	Reb.
Sherry Patterson, Wm. Paterson	1984-87	90	1,289
Heather Kile, Swarthmore	1999-02	106	1,263
Sara Zondag, Wis. Lutheran	1998-01	101	1,259
Dawn Webb, Salisbury	1986-89	101	1,254
Lorretta Thomas, Ramapo	1983-86	96	1,244
Kristan Radak, Rochester	1982-85	109	1,229
Eileen Fenton, Mass.-Boston	1988-91	98	1,220
Jill Myers, Ohio Wesleyan	1985-88	101	1,217
Kristin Kahle, Pine Manor	1991-94	96	1,217
Cheyenne Noble, Wentworth Inst.	2004-07	99	1,207
Laurie Trow, St. Thomas (Minn.)	1990-93	113	1,204

**Record.*

REBOUND AVERAGE
(minimum 1,000 rebounds)

Player, Team	Seasons	G	Reb.	Avg.
Sybil Smith, Baruch	1993-96	66	1,170	*17.7
Caroline Leary, Middlebury	1989-92	81	1,364	16.8
Heather Stewart, New Rochelle	1997-00	92	1,540	16.7
Tina Shaw, Bishop	1982-84	71	1,168	16.5
Liza Janssen, Wellesley	1991-94	94	1,403	14.9
Ronda Jo Miller, Gallaudet	1997-00	106	*1,545	14.6
Molly Lackman, Immaculata	1991-94	94	1,353	14.4
Sherry Patterson, Wm. Paterson	1984-87	90	1,289	14.3
Kim Roth, Salisbury	1992-95	97	1,329	13.7
Ruth Bonner, Mary Washington	1982-85	100	1,362	13.6
Kelly White, Norwich	1983-86	77	1,027	13.3
Arlene Eagan, Buffalo St.	1988-91	109	1,419	13.0
Lorretta Thomas, Ramapo	1983-86	96	1,244	13.0
Carolyn Cochrane, Grove City	1986-89	86	1,110	12.9
Linda Mason, Rust	1985-88	86	1,103	12.8
Kristin Kahle, Pine Manor	1991-94	96	1,217	12.7
Gretchen Gates, Chicago	1983-86	84	1,056	12.6
Toyah Houck, Notre Dame (Md.)	1991-94	89	1,117	12.6
Sara Zondag, Wis. Lutheran	1998-01	101	1,259	12.5
Eileen Fenton, Mass.-Boston	1988-91	98	1,220	12.4
Dawn Webb, Salisbury	1986-89	101	1,254	12.4
Melissa Posse, Cabrini	1996-99	105	1,295	12.3
Cheyenne Noble, Wentworth Inst.	2004-07	99	1,207	12.2
Carolyn Savio, Montclair St.	1987-90	90	1,088	12.1
Jill Myers, Ohio Wesleyan	1985-88	101	1,217	12.0

**Record.*

ASSISTS

Player, Team	Seasons	G	Ast.
Karen Barefoot, Chris. Newport	1991-94	108	*1,002
Suzy Venet, Mount Union	1995-98	121	843
Symbri Tuttle, McMurry	2004-07	106	745
Amy Cooke, Salisbury	1996-99	106	731
Megan Silva, Randolph-Macon	2003-06	121	700
Tonja Sanders, Rust	1989-92	68	669
Allison Gagnon, Southern Me.	1991-93	89	660
Cristie Ansbach, Alvernia	1995-98	111	653
Kristi Schultz, Concordia-M'head	1990-93	104	650
Tina Costello, DeSales	1985-88	119	640
Alisa DiBonaventura, Delaware Valley	1999-01	78	636
Suzie French, East. Mennonite	1985-88	103	627
Holly Maines, Westfield St.	1996-99	108	626
Stephanie Rom, Binghamton	1995-98	107	624
Megan Dillon, Cabrini	1994-97	103	618
Colleen Mewes, Carthage	1994-97	101	611
Stefanie Teter, Mary Washington	1993-96	94	609
Chris Webb, N.C. Wesleyan	1993-96	104	606
Sheri McCarthy, St. Joseph's (Me.)	1990-93	117	603
Suzanne Helfant, Allegheny	1985-88	107	601
Regina Austin, Buffalo St.	1990-93	108	585
Amanda Poppleton, Notre Dame (Md.)	2000-03	106	584
Sheryl Ferguson, Oneonta St.	1995-98	107	583
Kim Dennin, William Smith	1996-99	106	582
Megan Woodruff, Wilmington (Ohio)	1999-03	112	580

**Record.*

ASSIST AVERAGE
(minimum 450 assists)

Player, Team	Seasons	G	Ast.	Avg.
Tonja Sanders, Rust	1989-92	68	669	*9.8
Karen Barefoot, Chris. Newport	1991-94	108	*1,002	9.3
Alisa DiBonaventura, Delaware Valley	1999-01	78	636	8.2
Allison Gagnon, Southern Me.	1991-93	89	660	7.4
Lynn Elliott, Connecticut Col.	1989-91	68	497	7.3
Symbri Tuttle, McMurry	2004-07	106	745	7.0
Suzy Venet, Mount Union	1995-98	121	843	7.0
Amy Cooke, Salisbury	1996-99	106	731	6.9
Dana Patete, Juniata	1989-92	85	560	6.6
Tammie McDowell, Salem St.	1989-91	85	554	6.5
Stefanie Teter, Mary Washington	1993-96	94	609	6.5
Sherri Ervin, Fredonia St.	1989-90, 92	73	471	6.5
Jodi Condron, Adrian	1989-91	74	477	6.4
Kristi Schultz, Concordia-M'head	1990-93	104	650	6.3
Suzie French, East. Mennonite	1985-88	103	627	6.1
Colleen Mewes, Carthage	1994-97	101	611	6.0
Megan Dillon, Cabrini	1994-97	103	618	6.0
Karen Walker, Beloit	1990-93	90	532	5.9
Cristie Ansbach, Alvernia	1995-98	111	653	5.9
Cathy Hayes, Bowdoin	1989-92	82	481	5.9
Colleen McCrave, Bates	1996-99	99	579	5.8
Stephanie Rom, Binghamton	1995-98	107	624	5.8
Chris Webb, N.C. Wesleyan	1993-96	104	606	5.8
Holly Maines, Westfield St.	1996-99	108	626	5.8
Megan Silva, Randolph-Macon	2003-06	121	700	5.8

**Record.*

BLOCKED SHOTS

Player, Team	Seasons	G	Blk.
Cori Carson, Upsala/Marymount (Va.)	1994, 96-97	85	*485
Erin McKenzie, Hendrix	2003-06	106	402
Angela Grove, Wilson	1997-00	90	400
Courtney Johnson, Pacific Lutheran	2001-04	103	387
Ronda Jo Miller, Gallaudet	1997-00	106	373
Tamiko Martin, Ferrum	1993-95	77	355
Heidi Spengler, Eastern	2001-04	102	349
Megan Rulon, Rutgers-Camden	2003-06	95	347
Jen Feneli, Brockport St.	1997-00	106	340
Michelle Costa, Gwynedd-Mercy	1997-00	107	336
Kristen Sheffield, Denison	2004-07	115	336
Sara Zondag, Wis. Lutheran	1998-01	101	334
Laurie Miller, East. Mennonite	1995-98	98	329
Alicia Davis, Loras	2001-04	107	307
Kate Smith, Cortland St.	1999-01	83	296
Kim Kovar, Montclair St.	1993-96	97	296
Estrella Kuilan, Salem St.	2004-06	84	296
Robin Blattenberger, Southern Me.	1984, 86-87	79	288
Kelsey Duoss, Ill.-Chicago/Wis.-Stout	2004, 05-07	117	285
Kara Crockett, Southern Me.	2000-03	113	282
Megan Barry, Salve Regina	2004-07	111	280
Heidi Snyder, McDaniel	1994-97	84	271
Shelly Harrison, Smith	2003-06	79	271
Jessica Hunsinger, Wash. & Lee	2004-07	105	267
Lisa Winkle, Calvin	2004-07	116	264

**Record.*

BLOCKED-SHOT AVERAGE (minimum 175 blocked shots)

Player, Team	Seasons	G	Blk.	Avg.
Cori Carson, Upsala/Marymount (Va.)	1994, 96-97	85	*485	*5.7
Janet Kasinger, Benedictine (Ill.)	1993-94	45	236	5.2
Liza Janssen, Wellesley	1993-94	49	238	4.9
Kim Stumpf, Whittier	1993-94	46	221	4.8
Tamiko Martin, Ferrum	1993-95	77	355	4.6
Angela Grove, Wilson	1997-00	90	400	4.4
Jennifer White, Neumann	1995-96	48	197	4.1
Erin McKenzie, Hendrix	2003-06	106	402	3.8
Courtney Johnson, Pacific Lutheran	2001-04	103	387	3.8
Kim McCabe, Wentworth Inst.	1993-95	70	262	3.7
Megan Rulon, Rutgers-Camden	2003-06	95	347	3.7
Robin Blattenberger, Southern Me.	1984, 86-87	79	288	3.6
Kate Smith, Cortland St.	1999-01	83	296	3.6
Estrella Kuilan, Salem St.	2004-06	84	296	3.5
Ronda Jo Miller, Gallaudet	1997-00	106	373	3.5
Shelly Harrison, Smith	2003-06	79	271	3.4
Laurie Miller, East. Mennonite	1995-98	98	329	3.4
Heidi Spengler, Eastern	2001-04	102	349	3.4
Sara Zondag, Wis. Lutheran	1998-01	101	334	3.3
Heidi Snyder, McDaniel	1994-97	84	271	3.2
Jen Feneli, Brockport St.	1997-00	106	340	3.2
Kim Kovar, Montclair St.	1993-96	97	296	3.1
Michelle Costa, Gwynedd-Mercy	1997-00	107	336	3.1

**Record.*

STEALS

Player, Team	Seasons	G	Stl.
Colleen McCrave, Bates	1996-99	99	*573
Amanda Poppleton, Notre Dame (Md.)	2000-03	106	*573
Jenn Denby, Rowan	1995-98	106	505

Player, Team	Seasons	G	Stl.
Lisa Villalta, Montclair St.$	$1993-97	105	487
Latrese McNair, New Jersey City	2004-07	99	461
Jehan Clark, New York U.	1996-99	116	449
Suzy Venet, Mount Union	1995-98	121	446
Megan Silva, Randolph-Macon	2003-06	121	446
Sheila Zephir, Brooklyn	1998-01	93	443
Heather Mitchell, Skidmore	1996-99	103	437
Marlene Grimes, Marymount (Va.)	1987-90	100	435
Enma Rivera, CCNY	1995-96, 98-99	60	435
Nicole Albert, Cal Lutheran	1993-96	94	431
Shelly Ridgeway, Frostburg St.	1995-98	101	425
Sheryl Ferguson, Oneonta St.	1995-98	107	422
Linda Zapon, Western Conn. St.	1996-99	114	417
Annette Rue, Defiance	1996-99	109	415
Jennifer Falbe, Millikin	1997-00	106	404
Suzie French, East. Mennonite	1985-88	103	401
Walida Hawkins, Upper Iowa	1994-97	100	395
Judy Mendez, St. Elizabeth	1995-98	83	391
Angel Esposito, Elms	1993-95	69	389
Shonna Sargent, Cortland St.	1997-00	108	389
Megan Kopicki, Misericordia	1996-99	103	387
Cristie Ansbach, Alvernia	1995-98	111	385

**Record. $Received hardship for fifth year.*

Player, Team	Seasons	G	Stl.	Avg.
Jenn Denby, Rowan	1995-98	106	505	4.8
Sheila Zephir, Brooklyn	1998-01	93	443	4.8
Judy Mendez, St. Elizabeth	1995-98	83	391	4.7
Samantha Donaldson, John Jay	1995-97	75	351	4.7
Latrese McNair, New Jersey City	2004-07	99	461	4.7
Lisa Villalta, Montclair St.	$1993-97	105	487	4.6
Nicole Albert, Cal Lutheran	1993-96	94	431	4.6
Marlene Grimes, Marymount (Va.)	1987-90	100	435	4.4
Stephanie Watts, Frostburg St.	2005-06	56	240	4.3
Sharee McClellan, Marymount (Va.)	1993-95	68	291	4.3
Heather Mitchell, Skidmore	1996-99	103	437	4.2
Shelly Ridgeway, Frostburg St.	1995-98	101	425	4.2
Andrea Little, Bowdoin	1995-98	83	349	4.2
Jill St. Germain, Salve Regina	1994-97	78	326	4.2
Rose Addison, York (N.Y.)	1993-95	72	294	4.1
Ogonna Merritt, McMurry	1998-00	79	321	4.1
Walida Hawkins, Upper Iowa	1994-97	100	395	4.0
Sheryl Ferguson, Oneonta St.	1995-98	107	422	3.9
Lindsay Kist, Wentworth Inst.	1997-00	94	364	3.9
Jehan Clark, New York U.	1996-99	116	449	3.9
Jen Meisner, FDU-Florham	1994-96	69	267	3.9
Suzie French, East. Mennonite	1985-88	103	401	3.9

**Record. $Received hardship for fifth year.*

STEAL AVERAGE (minimum 225 steals)

Player, Team	Seasons	G	Stl.	Avg.
Enma Rivera, CCNY	1995-96, 98-99	60	435	*7.3
Colleen McCrave, Bates	1996-99	99	*573	5.8
Angel Esposito, Elms	1993-95	69	389	5.6
Sybil Smith, Baruch	1993-96	66	355	5.4
Amanda Poppleton, Notre Dame (Md.)	2000-03	106	*573	5.4
Julie Rando, Regis (Mass.)	1993-94	50	255	5.1
Karen Barefoot, Chris. Newport	1993-94	53	258	4.9

2,000 POINTS & 1,000 REBOUNDS

Player, Team	Seasons	G	Pts.	Reb.
Ronda Jo Miller, Gallaudet	1997-00	106	2,656	1,545
Laurie Trow, St. Thomas (Minn.)	1990-93	113	2,607	1,204
Laura Haynes, Guilford	1995-98	105	2,283	1,020
Sandy Buddelmeyer, Capital	1990-93	116	2,248	1,365
Lynn Butler, DeSales	1984-87	114	2,191	1,000
Doris Zimmerman	1999-03	102	2,061	1,204

Annual Individual Champions

Scoring Average

Season	Player, Team	G	FG	3FG	FT	Pts.	Avg.
1982	Mary Beth Bowler, King's (Pa.)	25	246	—	150	642	25.7
1983	Jody Imbrie, Grove City	27	285	—	200	770	28.5
1984	Laura Johnson, Shenandoah	16	176	—	75	427	26.7
1985	Jeannie Demers, Buena Vista	28	375	—	108	858	30.6
1986	Jeannie Demers, Buena Vista	25	324	—	129	777	31.1
1987	Jeannie Demers, Buena Vista	26	*385	—	121	*891	*34.3
1988	Catie Cleary, Pine Manor	20	228	43	175	674	33.7
1989	Lisa Halloran, Framingham St.	25	235	59	141	670	26.8
1990	Ann Gilbert, Oberlin	25	319	7	133	778	31.1
1991	Missy Sharer, Grinnell	24	272	33	217	794	33.1
1992	Missy Hensley, East. Mennonite	23	251	0	183	685	29.8
1993	Sladja Kovijanic, Middlebury	21	235	80	98	648	30.9
1994	Emilie Hanson, Central (Iowa)	27	310	14	166	800	29.6
1995	Emilie Hanson, Central (Iowa)	25	277	11	128	693	27.7
1996	Meegan Garrity, Clark (Mass.)	30	291	107	183	872	29.1
1997	Meegan Garrity, Clark (Mass.)	28	264	98	169	795	28.4
1998	Glenda Gileud, Stillman	25	291	69	98	749	30.0
1999	Ronda Jo Miller, Gallaudet	30	337	6	110	790	26.3
2000	Tara Carleton, Randolph	24	207	32	142	588	24.5
2001	Emily Mullet, East. Mennonite	24	203	104	116	626	26.1
	Angie Ensley, Cedar Crest	24	224	76	102	626	26.1
2002	E'Lisa Ladson, Wesleyan (Ga.)	25	222	93	113	650	26.0
2003	Tiffany Trent, Cazenovia	23	208	35	165	616	26.8
2004	Camille Manning, City Tech	23	173	70	139	555	24.1
2005	Camille Manning, City Tech	24	194	68	166	622	25.9
2006	Megan Silva, Randolph-Macon	31	267	40	140	714	23.0
2007	Lindsay Ippel, Millikin	26	239	0	196	674	25.9

**Record.*

Field-Goal Percentage

Season	Player, Team	G	FG	FGA	Pct.
1982	Michele Blazevich, UNC Greensboro	28	147	246	59.8
1983	Debbie Litten, Bridgewater (Va.)	26	193	320	60.3
1984	Sabrina Moody, Va. Wesleyan	29	163	249	65.5
1985	Mary Schultz, St. Mary's (Minn.)	26	221	352	62.8
1986	Queen Dickerson, Millikin	23	123	197	62.4
1987	Linda Mason, Rust	28	244	377	64.7
1988	Lesa Dennis, Emmanuel (Mass.)	21	191	298	64.1
1989	Doris Nicholson, New Jersey City	27	205	317	64.7
1990	Arlene Eagan, Buffalo St.	28	223	344	64.8
1991	Linda Rose, Nichols	24	255	351	64.1
1992	Laurie Trow, St. Thomas (Minn.)	28	276	411	67.2
1993	Tina Kampa, St. Benedict	30	158	231	68.4
1994	Kari Tufte, Luther	25	202	289	69.9
1995	Kari Tufte, Luther	26	210	320	65.6
1996	Kari Tufte, Luther	26	246	385	63.9
1997	Melissa Posse, Cabrini	26	234	372	62.9
1998	Kirsten Vipond, St. Thomas (Minn.)	28	212	297	71.4
1999	Karyn Kern, Susquehanna	27	169	260	65.0
2000	Jen Bulkeley, Sewanee	25	160	240	66.7
2001	Kathy Darling, Rowan	25	188	285	66.0
2002	Alicia Davis, Loras	26	222	306	72.5
2003	Kelly Weismuller, Brooklyn	24	205	296	69.3
2004	Alicia Davis, Loras	27	219	322	68.0
2005	Vanessa Wyffels, Willamette	24	173	233	*74.2
2006	Karalyn Dehn, Ripon	24	161	247	65.2
2007	Lindsay Ippel, Millikin	26	239	363	65.8

*Record.

Three-Point Field Goals Per Game

Season	Player, Team	G	3FG	Avg.
1988	Debbie Gertsch, Redlands	22	60	2.7
1989	Shannon Stobel, N.C. Wesleyan	24	87	3.6
1990	Kristin Nielsen, Thomas (Me.)	25	82	3.3
1991	Kate Peterson, Wis.-Stevens Point	20	77	3.9
1992	MaryKate Fannon, Cabrini	25	93	3.7
1993	Sladja Kovijanic, Middlebury	21	80	3.8
1994	Kim Prewitt, Thomas More	25	107	4.3
1995	Brenna Holcomb, Whittier	24	95	4.0
1996	Brenna Holcomb, Whittier	25	123	*4.9
1997	Kim Graf, Kenyon	28	110	3.9
1998	Suzanne Smith, Sewanee	21	79	3.8
1999	Kelly Morrison, DePauw	27	84	3.1
2000	Emily Mullet, East. Mennonite	25	88	3.5
2001	Emily Mullet, East. Mennonite	24	104	4.3
2002	Angel Hall, Anderson (Ind.)	28	117	4.2
2003	Rachael Turkington, Clark (Mass.)	25	101	4.0
2004	Angel Hall, Anderson (Ind.)	27	95	3.5
2005	Hannah Wolf, Grinnell	23	99	4.3
2006	Jessica Doane, Baptist Bible (Pa.)	28	*127	4.5
2007	Melissa Beyruti, Kean	31	110	3.5

*Record.

Three-Point Field-Goal Percentage

Season	Player, Team	G	3FG	3FGA	Pct.
1988	Tracy Ragatz, UC San Diego	25	48	86	55.8
1989	Ellen Thompson, Rhodes	23	54	90	*60.0
1990	Missy Sharer, Grinnell	23	42	80	52.5
1991	Ellen Thompson, Rhodes	24	50	95	52.6
1992	Lori Towle, Bowdoin	17	31	58	53.4
1993	Missie Burns, Berea	20	56	99	56.6
1994	Jodi Davis, Illinois Col.	24	65	133	48.9
1995	Katie Mang, Capital	33	61	126	48.4
1996	Sue Spielbauer, William Penn	25	56	105	53.3
1997	Nicole Dias, Clark (Mass.)	21	48	91	52.7
1998	Kelly Morrison, DePauw	28	59	120	49.2
1999	Jen Swinehart, Baldwin-Wallace	28	67	131	51.1
2000	Alison Grubbs, Lake Forest	24	56	117	47.9
2001	Erin Egan, Cortland St.	30	60	127	47.2
2002	Erin Boxleiter, Loras	25	53	107	49.5
2003	Ashley Edwards, Concordia (Tex.)	23	50	102	49.0
2004	Jennifer Connelly, Fontbonne	23	56	117	47.9
2005	Suzy Carlson, Rose-Hulman	26	63	113	55.8
2006	Jenny Markle, Ohio Northern	26	73	141	51.8
2007	Ali Meckey, Juniata	20	41	88	46.6

*Record.

Free-Throw Percentage

Season	Player, Team	G	FT	FTA	Pct.
1982	Mary Kay Babcock, Elmira	19	53	61	86.9
1983	Tammy Metcalf, St. Olaf	21	53	62	85.5
1984	Deana Moren, East. Mennonite	23	60	69	87.0
1985	Joann D'Alessandro, Rhode Island Col.	26	78	87	89.7
1986	Cindy Vigurs, Hartwick	22	57	66	86.4
1987	Katie Lokits, Berea	23	87	101	86.1
1988	Ellen Martinkovic, Wis.-Whitewater	22	57	66	86.4
1989	Valerie Kepner, Baldwin-Wallace	25	63	66	*95.5
1990	Jill Morrison, Lake Forest	24	86	98	87.8
1991	Anne Bennett, Lake Forest	22	55	61	90.2
1992	Stacy Schmidt, Beloit	22	57	62	91.9
1993	Jill Kathmann, William Smith	25	66	74	89.2
1994	Stephanie Sealer, Clarkson	24	60	66	90.9
1995	Kari Tufte, Luther	26	112	127	88.2
1996	Julie James, Luther	26	66	73	90.4
1997	Dawn Smith, Lake Forest	22	68	78	87.2
1998	Holly Spoo, Wis.-Oshkosh	28	72	81	88.9
1999	Amanda Waterbury, Muhlenberg	26	91	103	88.3
2000	Missy Pederson, St. Thomas (Minn.)	30	82	93	88.2
2001	Kendra Meyer, Capital	24	60	68	88.2
2002	Kerry Deshefy, Wheaton (Mass.)	24	67	74	90.5
2003	Angel Hall, Anderson (Ind.)	27	108	118	91.5
2004	Sarah Kuhn, Defiance	27	74	80	92.5
2005	Kari Simpson, Me.-Farmington	28	95	106	89.6
2006	Suzy Carlson, Rose-Hulman	25	123	129	95.3
2007	Korry Schwanz, Chicago	25	69	74	93.2

*Record.

Rebound Average

Season	Player, Team	G	Reb.	Avg.
1982	Carla Gadsden, New Jersey City	27	*579	21.4
1983	Jennifer Allen, Mass.-Boston	18	300	16.7
1984	Tina Shaw, Bishop	28	470	16.8
1985	Carla Williams, Bishop	20	312	15.6
1986	Wanda Davis, New York U.	28	474	16.9
1987	Melanie Alston, Bishop	25	418	16.7
1988	Wendy Merk, Connecticut Col.	20	327	16.4
1989	Terry Lockwood, St. Elizabeth	21	461	22.0
1990	Stacy Carr, Va. Wesleyan	27	489	18.1
1991	Caroline Leary, Middlebury	20	402	20.1
1992	Malane Perry, Fitchburg St.	25	443	17.7
1993	Giovanni Licorish, Baruch	19	317	16.7
1994	Liza Janssen, Wellesley	22	388	17.6
1995	Sybil Smith, Baruch	22	523	*23.8
1996	Sayunara Lopez, Lehman	22	387	17.6
1997	Sayunara Lopez, Lehman	23	391	17.0
1998	Heather Stewart, New Rochelle	24	494	20.6
1999	Nicole Kilgannon, Notre Dame (Md.)	23	359	15.6
2000	Heather Stewart, New Rochelle	23	395	17.2
2001	Crystal Wiley, Agnes Scott	21	317	15.1
2002	Keisha Toms, Medgar Evers	23	357	15.5
2003	Andreen Gilpin, Mass.-Boston	26	408	15.7
2004	Jacclyn Rock, Staten Island	30	452	15.1
2005	Chari' Cooper, Kean	24	368	15.3
2006	Taraja Laws, Newbury	24	334	13.9
2007	Ashley Yeast, Monmouth (Ill.)	23	315	13.7

*Record.

Assist Average

Season	Player, Team	G	Ast.	Avg.
1989	Kristie Delbrugge, Frostburg St.	25	273	10.9
1990	Tonja Sanders, Rust	26	*303	*11.7
1991	Karen Barefoot, Chris. Newport	27	265	9.8
1992	Karen Barefoot, Chris. Newport	28	228	8.1
1993	Karen Barefoot, Chris. Newport	28	236	8.4
1994	Karen Barefoot, Chris. Newport	25	273	10.9
1995	Chris Webb, N.C. Wesleyan	26	204	7.8
1996	Stefanie Teter, Mary Washington	23	196	8.5
1997	Suzy Venet, Mount Union	26	193	7.4
1998	Suzy Venet, Mount Union	32	*303	9.5
1999	Amy Cooke, Salisbury	26	218	8.4
2000	Alisa DiBonaventura, Delaware Valley	24	205	8.5
2001	Alisa DiBonaventura, Delaware Valley	27	237	8.8
2002	Mandy Pearson, Concordia-M'head	25	172	6.9
2003	Amanda Poppleton, Notre Dame (Md.)	27	226	8.4

Season	Player, Team	G	Ast.	Avg.
2004	Brooke Johnson, Peace	26	253	9.7
2005	Tara Toland, Ferrum	26	193	7.4
2006	Symbri Tuttle, McMurry	29	235	8.1
2007	Symbri Tuttle, McMurry	29	228	7.9

**Record.*

Blocked-Shot Average

Season	Player, Team	G	Blk.	Avg.
1993	Liza Janssen, Wellesley	27	145	5.4
1994	Monica Fitzgerald, Lincoln (Pa.)	18	132	*7.3
1995	Tamiko Martin, Ferrum	27	167	6.2
1996	Cori Carson, Marymount (Va.)	30	*205	6.8
1997	Cori Carson, Marymount (Va.)	30	185	6.2
1998	Ronda Jo Miller, Gallaudet	25	121	4.8
1999	Jen Feneli, Brockport St.	27	140	5.2
2000	Molly Zahr, Emerson	23	102	4.4
2001	Sara Zondag, Wis. Lutheran	26	116	4.5
2002	Lindsay Cotter, Endicott	25	102	4.1
2003	Kelly Weismuller, Brooklyn	24	116	4.8
2004	Tameika Crimbley, Stillman	25	156	6.2
2005	Megan Rulon, Rutgers-Camden	22	93	4.2
2006	Megan Rulon, Rutgers-Camden	22	136	6.2
2007	Ashley Katch, Simpson	30	152	5.1

**Record.*

Steal Average

Season	Player, Team	G	Stl.	Avg.
1993	Alicia LaValley, Plattsburgh St.	24	149	6.2
1994	Thais Palmer, CCNY	26	175	6.7
1995	Crystal Robinson, Rutgers-Newark	24	171	7.1
1996	Enma Rivera, CCNY	24	178	*7.4
1997	Samantha Donaldson, John Jay	25	165	6.6
1998	Dawn Klein, St. Joseph's (L.I.)	24	155	6.5
1999	Jehan Clark, New York U.	28	*182	6.5
2000	Sheila Zephir, Brooklyn	24	131	5.5
2001	Miriam Anthony, Lebanon Valley	23	137	6.0
2002	Nzinga Broussard, Oberlin	24	129	5.4
2003	Amanda Poppleton, Notre Dame (Md.)	27	169	6.3
2004	Stephanie Cleary, Ithaca	27	154	5.7
2005	Latrese McNair, New Jersey City	27	145	5.4
2006	Latrese McNair, New Jersey City	24	123	5.1
2007	Marlis Graves, La Roche	25	117	4.7

**Record.*

Team Records

Note: Where records involve both teams, each team must be an NCAA Division III member institution.

SINGLE-GAME RECORDS

Scoring

POINTS
140—Plymouth St. vs. Hawthorne (41), Feb. 14, 1983; Bishop vs. Concordia (Tex.) (75), Feb. 21, 1986

POINTS BY LOSING TEAM (including overtimes)
115—Wesleyan (Ga.) vs. Oglethorpe (125), Dec. 7, 2001 (ot)

POINTS BY LOSING TEAM (regulation time)
102—Salisbury vs. Marymount (Va.) (109), Jan. 22, 1997

POINTS, BOTH TEAMS
240—Oglethorpe (125) vs. Wesleyan (Ga.) (115), Dec. 7, 2001 (ot)

POINTS IN A HALF
78—Muhlenberg (133) vs. Haverford (80), Dec. 8, 2004 (second half)

FEWEST POINTS ALLOWED
4—Vassar (67) vs. Bard, Dec. 9, 1997

FEWEST POINTS ALLOWED IN A HALF
0—New York U. (73) vs. CCNY (18), Dec. 13, 1991 (New York U. outscored CCNY 40-0 in second half); Binghamton (99) vs. York (N.Y.) (6), Nov, 22, 1995 [Binghamton outscored York (N.Y.) 43-0 in first half]; Vassar (67) vs. Bard (4), Dec. 9, 1997 (Vassar outscored Bard 34-0 in second half); Daniel Webster (89) vs. Wheelock (13), Dec. 11, 1997 (Daniel Webster outscored Wheelock 40-0 in second half); Muhlenberg (62) vs. Bryn Mawr (10), Jan. 22, 2001 (Muhlenberg outscored Bryn Mawr 37-0 in the first half); Notre Dame (Md.) (87) vs. Bennett (24), Jan. 13, 2002 [Notre Dame (Md.) outscored Bennett 41-0 in first half]

FEWEST POINTS, BOTH TEAMS
48—Beloit (28) vs. Cornell College (20), Jan. 19, 1985

WINNING MARGIN
115—Cal Lutheran (124) vs. Pacific Christian (9), Nov. 30, 1993

LARGEST MARGIN OVERCOME FOR VICTORY
24—Western Conn. St. (61) vs. Keene St. (58) (ot), Jan. 9, 2001 (largest deficit came at 10:53, second half)

Field Goals

FIELD GOALS
65—Plymouth St. vs. Hawthorne, Feb. 14, 1983 (100 attempts)

FIELD-GOAL ATTEMPTS
134—Cal Lutheran vs. Pacific Christian, Nov. 30, 1993 (56 made)

FIELD-GOAL PERCENTAGE
(Min. 24 made) 77.4%—Millsaps vs. Judson, Feb. 11, 1986 (41 of 53)

FIELD-GOAL PERCENTAGE, HALF
(Min. 20 made) 80.0%—St. John Fisher vs. Buffalo St., Jan. 11, 1988 (20 of 25); Cal St. Stanislaus vs. Bethel (Minn.), Dec. 2, 1988 (24 of 30)

Three-Point Field Goals

THREE-POINT FIELD GOALS
21—Muhlenberg vs. Haverford, Dec. 9, 2004 (53 attempts)

THREE-POINT FIELD GOALS, BOTH TEAMS
26—Cabrini (20) vs. Rosemont (6), Feb. 15, 1994; McMurry (16) vs. Schreiner (10), Jan. 20, 2007

CONSECUTIVE THREE-POINT FIELD GOALS
10—Cal St. Stanislaus vs. Pt. Loma Nazarene, Dec. 10, 1988

THREE-POINT FIELD-GOAL ATTEMPTS
64—Muhlenberg vs. Haverford, Feb. 12, 2004 (19 made)

THREE-POINT FIELD-GOAL ATTEMPTS, BOTH TEAMS
75—LeTourneau (41) vs. Texas-Dallas (34), Feb. 5, 2004

THREE-POINT FIELD-GOAL PERCENTAGE
(Min. 10 made) 92.3%—Alma vs. Adrian, Feb. 15, 2000 (12 of 13)

THREE-POINT FIELD-GOAL PERCENTAGE, BOTH TEAMS
(Min. 10 made) 82.4%—Pine Manor (14 of 17) vs. Framingham St. (0 of 0), Feb. 6, 1988 (14 of 17)

Free Throws

FREE THROWS
46—Elizabethtown vs. Moravian, Jan. 14, 1993 (51 attempts)

FREE THROWS, BOTH TEAMS
74—Moravian (40) vs. Messiah (34), Feb. 12, 1994

FREE-THROW ATTEMPTS
64—Oneonta St. vs. Utica, Jan. 18, 2004 (37 made)

FREE-THROW ATTEMPTS, BOTH TEAMS
96—Upsala (52) vs. Moravian (44), Feb. 24, 1994

FREE-THROW PERCENTAGE
(Min. 26 made) 100%—Moravian vs. Susquehanna, Dec. 7, 2003 (35 of 35)

FREE-THROW PERCENTAGE, BOTH TEAMS
(Min. 40 made) 93.5%—Juniata (31 of 32) vs. Waynesburg (12 of 14), Jan. 25, 1993 (43 of 46)
(Min. 60 made) 86.5%—Elizabethtown (46 of 51) vs. Moravian (18 of 23), Jan. 14, 1993 (64 of 74)

Rebounds

REBOUNDS
96—Grove City vs. Villa Maria, Feb. 20, 1984; Lehman vs. St. Joseph's (L.I.), Jan. 9, 1985

REBOUND MARGIN
58—John Jay (78) vs. Marymount (N.Y.) (20), Dec. 5, 1996

Assists

ASSISTS
40—New York U. vs. John Jay, Nov. 21, 2000

Steals

STEALS
46—Colby-Sawyer vs. Eastern Nazarene, Dec. 8, 2001

Personal Fouls

PERSONAL FOULS
51—Knoxville vs. Fisk, Jan. 23, 1985

PERSONAL FOULS, BOTH TEAMS
68—Wis.-Stout (37) vs. Buffalo St. (31), Nov. 23, 1997

Overtimes

OVERTIME PERIODS
4—Claremont-M-S (98) vs. Carroll (Wis.) (97), Dec. 31, 1993; Carnegie Mellon (79) vs. Chicago (77), Feb. 2, 1997; Hartwick (87) vs. Oneonta St. (80), Jan. 18, 2000

POINTS IN ONE OVERTIME PERIOD
23—Susquehanna vs. Moravian, Feb. 23, 1995

POINTS IN ONE OVERTIME PERIOD, BOTH TEAMS
35—Anna Maria (18) vs. Regis (Mass.) (17), Jan. 24, 1991; Millikin (18) vs. Ill. Wesleyan (17), Feb. 19, 1991

POINTS IN OVERTIME PERIODS
38—Claremont-M-S vs. Carroll (Wis.), Dec. 31, 1993 (4 ot)

POINTS IN OVERTIME PERIODS, BOTH TEAMS
75—Claremont-M-S (38) vs. Carroll (Wis.) (37), Dec. 31, 1993 (4 ot)

SEASON RECORDS

Scoring

POINTS
3,023—North Central (Ill.), 1982 (38 games)

HIGHEST AVERAGE PER GAME
96.6—Bishop, 1986 (2,995 in 31)

HIGHEST AVERAGE SCORING MARGIN
36.2—Geneseo St., 1995 (89.1 own, 52.9 opponent)

GAMES WITH AT LEAST 100 POINTS
10—St. Joseph's (Me.), 1990

CONSECUTIVE GAMES WITH AT LEAST 100 POINTS
5—Marymount (Va.), from Feb. 17, 1993, to March 6, 1993

Field Goals

FIELD GOALS
1,287—Bishop, 1986 (2,900 attempts)

FIELD-GOAL ATTEMPTS
2,900—Bishop, 1986 (1,287 made)

FIELD-GOAL PERCENTAGE
54.6%—Wilkes, 1984 (730 of 1,338)

Three-Point Field Goals

THREE-POINT FIELD GOALS
307—Thomas (Me.), 2006 (998 attempts)

THREE-POINT FIELD GOALS PER GAME
11.8—Thomas (Me.), 2006 (307 in 26)

THREE-POINT FIELD-GOAL ATTEMPTS
998—Thomas (Me.), 2006 (307 made)

THREE-POINT FIELD-GOAL ATTEMPTS PER GAME
38.4—Thomas (Me.), 2006 (998 in 26)

THREE-POINT FIELD-GOAL PERCENTAGE
(Min. 50 made) 60.4%—Rhodes, 1989 (55 of 91)
(Min. 100 made) 45.9%—Cal St. Stanislaus, 1989 (111 of 242)

Free Throws

FREE THROWS
631—Moravian, 1992 (861 attempts); Capital, 1995 (861 attempts)

FREE-THROW ATTEMPTS
861—Moravian, 1992 (631 made); Capital, 1995 (631 made)

FREE-THROW PERCENTAGE
82.6%—Rose-Hulman, 2006 (442 of 535)

Rebounds

REBOUNDS
1,776—Bishop, 1986 (31 games)

HIGHEST AVERAGE PER GAME
60.2—Mills, 1992 (1,203 in 20)

HIGHEST AVERAGE REBOUND MARGIN
30.4—Norwich, 1984 (57.2 own, 26.7 opponent)

Personal Fouls

PERSONAL FOULS
710—Bishop, 1984 (28 games)

FEWEST PERSONAL FOULS
100—Webster, 1987 (6 games)

Defense

LOWEST SCORING AVERAGE PER GAME ALLOWED
32.6—Mt. St. Mary (N.Y.), 1990 (620 in 19)

LOWEST FIELD-GOAL PERCENTAGE ALLOWED
27.2%—New Rochelle, 1999 (410 of 1,509)

General Records

VICTORIES IN A SEASON
33—Capital, 1995; Hope, 2006

CONSECUTIVE VICTORIES
81—Washington-St. Louis, from Feb. 20, 1998, to Jan. 12, 2001 (ended with a 79-68 loss to Fontbonne on Jan. 16, 2001)

CONSECUTIVE VICTORIES IN A SEASON
33—Capital, from Nov. 18, 1994, to March 18, 1995 (entire season)

CONSECUTIVE HOME-COURT VICTORIES
88—Rust, from Jan. 23, 1982, to Feb. 21, 1989 (ended with 92-89 loss to Philander Smith, Nov. 20, 1989)

CONSECUTIVE ROAD VICTORIES
29—Washington-St. Louis, from March 13, 1998, to Jan. 7, 2001

CONSECUTIVE 20-WIN SEASONS
26—Southern Me., 1982-07 (current)*

**Note: Also had 20 wins in 1981, one year before official NCAA women's basketball records began.*

CONSECUTIVE 30-WIN SEASONS
2—Washington-St. Louis, 1999-00; Capital, 1994-95; Southern Me., 2005-06

CONSECUTIVE WINNING SEASONS
26—Wittenberg, 1982-07 (current)#; Southern Me., 1982-07 (current)

CONSECUTIVE NON-LOSING SEASONS
26—Wittenberg, 1982-07 (current)#; Southern Me., 1982-07 (current)

#Note: Also had 33 consecutive winning seasons (since 1969) and 43 consecutive non-losing seasons (since 1957) before the beginning of NCAA records.

MOST IMPROVED WON-LOST RECORD
13½ games—Penn St.-Behrend, 1992 (22-4, from 8-17 in 1991); Cal Lutheran, 1995 (23-3, from 8-15 in 1994); Principia, 2007 (19-7, from 4-19 in 2006)

CONSECUTIVE DEFEATS
83—Schreiner, from Jan. 19, 2002, to Feb. 17, 2005

30-GAME WINNERS
33—Capital, 1995; Hope, 2006
32—Wis.-Eau Claire, 2003; Southern Me., 2006
31—Scranton, 1985, 2006; St. John Fisher, 1988, 1990; Moravian, 1992; Wis.-Oshkosh, 1996; Hope, 2003; Southern Me., 2005
30—Scranton, 1993; Capital, 1994; Washington-St. Louis, 1999, 2000; Wis.-Stevens Point, 2002; Bowdoin, 2004; Randolph-Macon, 2005

UNBEATEN TEAMS
1995—Capital (33-0)
1996—Wis.-Oshkosh (31-0)
1999—Washington-St. Louis (30-0)
2000—Washington-St. Louis (30-0)

Team Leaders

Single-Game Records

SCORING

Pts.	Team vs. Opponent	Date
140	Plymouth St. vs. Hawthorne (41)	Feb. 14, 1983
140	Bishop vs. Concordia (Tex.) (75)	Feb. 21, 1986
139	Keene St. vs. Rivier	Dec. 9, 1998
133	Cal Lutheran vs. Mills	Dec. 2, 1994
133	Muhlenberg vs. Haverford	Dec. 8, 2004
128	Bates vs. Me.-Machias	Nov. 20, 1999
127	Hardin-Simmons vs. Texas Wesleyan	Nov. 16, 2001
125	Rust vs. Ark. Baptist	Jan. 23, 1992
125	Wilmington (Ohio) vs. Pitt.-Greensburg	Nov. 20, 1998
125	Oglethorpe vs. Wesleyan (Ga.)	Dec. 7, 2001
124	Emory vs. Wesleyan (Ga.)	Nov. 20, 1992
124	Millikin vs. Ind.-South Bend	Dec. 5, 1992
124	Cal Lutheran vs. Pacific Christian	Nov. 30, 1993
124	Rust vs. Knoxville	Jan. 9, 1995
124	Susquehanna vs. Moravian (2 ot)	Feb. 23, 1995

SCORING IN A HALF

Pts.	Team vs. Opponent	Date
78	Muhlenberg vs. Haverford	Dec. 8, 2004
74	Keene St. vs. Rivier	Dec. 9, 1998
71	Chris. Newport vs. Averett	Jan. 19, 1991
70	Oglethorpe vs. Wesleyan (Ga.)	Dec. 7, 2001
66	Connecticut Col. vs. Simmons	Nov. 24, 1986
66	Centre vs. Berea	Feb. 13, 1990
66	Guilford vs. Hollins	Jan. 18, 1995
66	Hardin-Simmons vs. Texas Wesleyan	Nov. 16, 2001
65	Emory vs. Wesleyan (Ga.)	Nov. 20, 1992
65	Marymount (Va.) vs. Notre Dame (Md.)	Dec. 9, 1993
64	William Penn vs. Upper Iowa	Jan. 14, 1984
64	Muhlenberg vs. Mary Washington	Nov. 21, 2003
64	Thomas (Me.) vs. Wheelock	Dec. 11, 2005
63	LeTourneau vs. Louisiana Col.	Feb. 22, 2003
62	Goucher vs. Lancaster Bible	Jan. 28, 1991
62	Muhlenberg vs. Washington (Md.)	Feb. 21, 2003
62	Muhlenberg vs. Washington (Md.)	Jan. 5, 2004

FIELD-GOAL PERCENTAGE (minimum 24 made)

Pct.	Team vs. Opponent	Date
.774	Millsaps vs. Judson (Ala.) (41-53)	Feb. 11, 1986
.719	Central (Iowa) vs. Luther (41-57)	Feb. 6, 1982
.706	Meredith vs. Guilford (36-51)	Feb. 10, 1993
.703	King's (Pa.) vs. Maryville (Tenn.) (26-37)	Nov. 19, 1999
.698	Wis.-Eau Claire vs. Wis.-Platteville (37-53)	Feb. 12, 1993
.696	Capital vs. Hiram (39-56)	Feb. 13, 1996
.694	Washington-St. Louis vs. Johns Hopkins (25-36)	Jan. 17, 1993
.692	DePauw vs. Rose-Hulman (45-65)	Feb. 17, 2000
.685	Wellesley vs. Emmanuel (Mass.) (37-54)	Feb. 18, 1995
.685	Rowan vs. York (N.Y.) (37-54)	Jan. 11, 2004
.683	Williams vs. Union (N.Y.) (41-60)	Feb. 25, 1992
.681	Wis.-River Falls vs. Wis.-Platteville (32-47)	Feb. 17, 2001
.680	Wis.-Oshkosh vs. Wis.-Superior (34-50)	Feb. 18, 1995
.679	Babson vs. Wheaton (Mass.) (36-53)	Feb. 5, 1995
.679	Pomona-Pitzer vs. Occidental (36-53)	Feb. 12, 1999
.679	Maine Maritime vs. Thomas (Me.) (36-53)	Feb. 8, 2006
.679	Millsaps vs. LSU-Shreveport (57-84)	Dec. 3, 1994
.679	Baldwin-Wallace vs. Muskingum (38-56)	Feb. 22, 1997
.679	McDaniel vs. Frank. & Marsh. (38-56)	Feb. 14, 2006

THREE-POINT FIELD GOALS (since 1988)

FG	Team vs. Opponent	Date
21	Muhlenberg vs. Haverford	Dec. 8, 2004
20	Cabrini vs. Rosemont	Feb. 15, 1994
20	Emory & Henry vs. East. Mennonite	Feb. 2, 2002
20	Thomas (Me.) vs. Wheelock	Dec. 11, 2005
19	Muhlenberg vs. Haverford	Feb. 12, 2004
19	Ill. Wesleyan vs. Emory	Dec. 29, 2006
18	Whittier vs. Cal Lutheran	Feb. 22, 1996
18	LeTourneau vs. Schreiner	Dec. 7, 2002
18	Waynesburg vs. Chatham	Feb. 9, 2004
18	Whitworth vs. Montana Tech	Nov. 20, 2005
18	Thomas (Me.) vs. Husson	Jan. 11, 2006
18	Thomas (Me.) vs. Bay Path	Feb. 4, 2006
18	Thomas (Me.) vs. Lesley	Feb. 5, 2006
17	Millikin vs. Aurora	Dec. 19, 1998
17	Coast Guard vs. Merchant Marine	Feb. 13, 2003
17	Heidelberg vs. Marietta	Feb. 15, 2003
17	Muhlenberg vs. Montclair St.	Nov. 20, 2004
17	Ohio Wesleyan vs. Kenyon	Jan. 11, 2006
17	Thomas (Me.) vs. Becker	Jan. 22, 2006
17	Thomas (Me.) vs. Me.-Fort Kent	Jan. 9, 2007

THREE-POINT FIELD-GOAL PERCENTAGE (minimum 10 made; since 1988)

Pct.	Team vs. Opponent	Date
.923	Alma vs. Adrian (12-13)	Feb. 15, 2000
.909	Illinois Col. vs. Greenville (10-11)	Nov. 25, 2003
.846	Millsaps vs. Judson (Ala.) (11-13)	Dec. 6, 2002
.846	Wis.-Oshkosh vs. Wis.-Whitewater (11-13)	Feb. 15, 2006
.813	Albertus Magnus vs. Rivier (13-16)	Feb. 13, 1999
.800	Claremont-M-S vs. Occidental (12-15)	Jan. 21, 2000
.786	Centre vs. Sewanee (11-14)	Jan. 27, 2001
.769	Wis.-River Falls vs. Wis.-Whitewater (10-13)	Jan. 4, 2003
.769	Manhattanville vs. Maritime (N.Y.) (10-13)	Jan. 30, 2004
.769	St. Scholastica vs. Wis.-Superior (10-13)	Dec. 16, 2005
.750	Averett vs. Mary Baldwin (12-16)	Jan. 21, 2007
.733	Washington-St. Louis vs. DePauw (11-15)	Nov. 20, 2004
.733	Concordia-M'head vs. Hamline (11-15)	Feb. 19, 2005
.722	Wis.-Oshkosh vs. Concordia (Wis.) (13-18)	Nov. 23, 2004
.714	William Smith vs. St. Lawrence (10-14)	Jan. 22, 2000

Pct.	Team vs. Opponent	Date
.714	Oglethorpe vs. Millsaps (10-14)	Dec. 2, 2000
.714	Eastern Conn. St. vs. Mass.-Boston (10-14)	Dec. 9, 2000
.714	Hendrix vs. Central Baptist (Ark.) (10-14)	Dec. 9, 2000
.714	Russell Sage vs. Oswego St. (10-14)	Nov. 20, 2001
.714	Wis.-Platteville vs. Briar Cliff (10-14)	Dec. 27, 2001
.714	Luther vs. Central (Iowa) (10-14)	Dec. 3, 2002
.714	Baldwin-Wallace vs. Wilmington (Ohio) (15-21)	Dec. 14, 2002
.714	Denison vs. Ohio Wesleyan (10-14)	Feb. 19, 2003
.714	Baldwin-Wallace vs. Ohio Northern (10-14)	Feb. 11, 2004
.714	Carnegie Mellon vs. Brandeis (10-14)	Jan. 6, 2006

FREE-THROW PERCENTAGE (minimum 26 made)

Pct.	Team vs. Opponent	Date
1.000	Moravian vs. Susquehanna (35-35)	Dec. 7, 2003
.971	Connecticut Col. vs. Trinity (Conn.) (33-34)	Feb. 14, 2004
.969	St. Mary's (Ind.) vs. Denver (31-32)	Dec. 19, 1989
.969	Juniata vs. Waynesburg (31-32)	Jan. 25, 1993
.969	St. Benedict vs. St. Thomas (Minn.) (31-32)	March 5, 1994
.968	William Penn vs. Butler (30-31)	March 20, 1982
.968	Clarke vs. Benedictine (Ill.) (30-31)	Feb. 6, 2002
.966	Concordia (Tex.) vs. Hardin-Simmons (28-29)	Jan. 17, 2004
.963	Kean vs. Montclair St. (26-27)	Nov. 27, 1999
.938	Capital vs. John Carroll (30-32)	Jan. 28, 1997
.929	N.C. Wesleyan vs. SCAD (39-42)	Feb. 12, 1999
.919	Widener vs. Kutztown (34-37)	Feb. 19, 1982
.900	Wellesley vs. Wheaton (Mass.) (27-30)	Feb. 27, 1993

REBOUNDS

Reb.	Team vs. Opponent	Date
96	Grove City vs. Villa Maria	Feb. 20, 1984
96	Lehman vs. St. Joseph's (L.I.)	Jan. 9, 1985
77	Marymount (Va.) vs. Gallaudet	Jan. 12, 1991
76	Emory vs. Stillman	Jan. 10, 1991
76	Johns Hopkins vs. Bryn Mawr	Nov. 29, 1994
75	Geneseo St. vs. SUNYIT	Jan. 19, 1993

ASSISTS (since 1989)

Ast.	Team vs. Opponent	Date
40	New York U. vs. John Jay	Nov. 21, 2000
38	Marymount (Va.) vs. St. Mary's (Md.)	Feb. 21, 1993
35	DeSales vs. Wesley	Feb. 4, 1989
35	Simpson vs. William Penn	Feb. 6, 2001

STEALS (since 1993)

Stl.	Team vs. Opponent	Date
46	Colby-Sawyer vs. Eastern Nazarene	Dec. 8, 2001
42	Goucher vs. Lancaster Bible	Nov. 23, 1992
37	Marymount (Va.) vs. St. Mary's (Md.)	Feb. 21, 1993
35	Westfield St. vs. Fitchburg St.	Feb. 15, 1997
35	Wis.-Stout vs. Buffalo St.	Nov. 23, 1997
35	Wis.-Stout vs. Union (N.Y.)	Dec. 20, 2000
35	Muhlenberg vs. Washington (Md.)	Jan. 5, 2004
33	Shenandoah vs. East. Mennonite	Dec. 7, 1996
33	Simpson vs. Loras	Dec. 1, 1998
32	Goucher vs. Lincoln (Pa.)	Nov. 19, 1993
32	DeSales vs. Immaculata	Feb. 16, 1995
31	Wittenberg vs. Kenyon	Feb. 25, 1992
31	Mississippi Col. vs. Agnes Scott	Oct. 28, 1998
30	Wesleyan (Ga.) vs. Bennett	Jan. 27, 2001
30	St. Benedict vs. St. Catherine	Feb. 9, 2000
30	Muhlenberg vs. Bryn Mawr	Dec. 2, 2003

Season Records

WON-LOST PERCENTAGE

Team	Season	Won	Lost	Pct.
Capital	†1995	33	0	1.000
Wis.-Oshkosh	†1996	31	0	1.000
Washington-St. Louis	†1999	30	0	1.000
Washington-St. Louis	†2000	30	0	1.000
Hope	†2006	33	1	.971
Scranton	†1985	31	1	.969
St. John Fisher	†1988	31	1	.969
Hope	†2003	31	1	.969
Capital	†1994	30	1	.968
Bowdoin	†2004	30	1	.968
Salem St.	†1986	29	1	.967
Rowan	1996	29	1	.967
New York U.	†1997	29	1	.967
Clark (Mass.)	†1989	28	1	.966
St. John Fisher	1994	28	1	.966
St. John Fisher	1995	28	1	.966
Defiance	1996	28	1	.966
Defiance	1997	28	1	.966
Wis.-Eau Claire	2000	28	1	.966

†National leader.

SCORING OFFENSE

Team	Season	G	Pts.	Avg.
Bishop	†1986	31	2,995	96.6
Cal Lutheran	†1995	26	2,415	92.9
Marymount (Va.)	†1993	28	2,588	92.4
Lehman	2001	27	2,479	91.8
Muhlenberg	†2004	26	2,362	90.8
Manchester	1995	24	2,146	89.4
Marymount (Va.)	†1994	27	2,413	89.4
St. Joseph's (Me.)	†1990	30	2,677	89.2
Geneseo St.	1995	29	2,585	89.1
Neb. Wesleyan	†1991	26	2,300	88.5
Bishop	†1987	25	2,210	88.4
St. Joseph's (Me.)	1991	29	2,563	88.4
Concordia-M'head	†1988	31	2,737	88.3
Marymount (Va.)	1995	29	2,545	87.8
Gallaudet	†1999	30	2,616	87.2
Defiance	†1997	29	2,527	87.1
Moravian	†1992	33	2,871	87.0
Wis.-Stout	1993	25	2,163	86.5
Geneseo St.	1994	29	2,505	86.4
Defiance	†1996	29	2,497	86.1

†National leader.

SCORING DEFENSE

Team	Season	G	Pts.	Avg.
Mt. St. Mary (N.Y.)	†1990	19	620	32.6
New Rochelle	†1999	26	1,019	39.2
St. John Fisher	†1987	31	1,367	44.1
TCNJ	1999	27	1,196	44.3
Mt. St. Mary (N.Y.)	†2005	29	1,292	44.6
Lakeland	†1998	26	1,164	44.8
Howard Payne	†2007	30	1,350	45.0
Wellesley	†2000	25	1,129	45.2
SCAD	†1996	24	1,086	45.3
Staten Island	†1997	28	1,273	45.5
Montclair St.	1990	29	1,320	45.5
CCNY	†1982	27	1,241	46.0
New Rochelle	1998	24	1,104	46.0
St. John Fisher	†1988	32	1,475	46.1
Albertus Magnus	†1991	20	922	46.1
Chestnut Hill	2002	27	1,248	46.2
Oneonta St.	1998	28	1,299	46.4
Staten Island	1998	28	1,299	46.4
Mt. St. Mary (N.Y.)	1997	28	1,301	46.5
Castleton	1998	28	1,301	46.5
Bowdoin	†2004	31	1,441	46.5

†National leader.

SCORING MARGIN

Team	Season	Own	Opp.	Mar.
Geneseo St.	†1995	89.1	52.9	36.2
St. John Fisher	†1988	80.3	46.1	34.2
Geneseo St.	†1994	86.4	55.4	30.9
Allegheny	†1986	82.9	52.2	30.7
St. John Fisher	†1987	74.1	44.1	30.0
Mt. St. Mary (N.Y.)	†2005	74.3	44.6	29.8
Rowan	†1996	83.1	53.4	29.7
Bishop	1986	96.6	67.5	29.2
Geneseo St.	†1993	82.8	53.8	29.1
Lehman	2001	91.8	62.7	29.1
Howard Payne	†2007	73.9	45.0	28.9
Washington-St. Louis	†2000	77.3	49.1	28.2
Roanoke	†1991	79.2	51.1	28.1
Concordia-M'head	1988	88.3	60.4	27.9
St. Thomas (Minn.)	†1997	80.3	52.4	27.9
Wis.-Oshkosh	1996	75.1	47.3	27.8
Scranton	1994	84.0	56.2	27.8
St. Norbert	1986	78.0	50.3	27.7
Mt. St. Mary (N.Y.)	1997	74.0	46.5	27.6
Defiance	1996	86.1	58.7	27.4
Meredith	1993	81.2	53.8	27.4

†National leader.

FIELD-GOAL PERCENTAGE

Team	Season	FG	FGA	Pct.
Wilkes	†1984	730	1,338	54.6
Concordia-M'head	†1988	1,122	2,097	53.5
Whittier	†1986	816	1,533	53.2
Rust	†1987	1,008	1,911	52.7
Whittier	1984	686	1,320	52.0
Concordia-M'head	†1989	942	1,818	51.8
Baldwin-Wallace	†1999	839	1,629	51.5
Millikin	1984	951	1,856	51.2
Rust	1988	828	1,620	51.1
St. Thomas (Minn.)	†1998	857	1,678	51.1
Meredith	†1993	635	1,244	51.0
Concordia-M'head	1987	1,048	2,062	50.8
Illinois Col.	†1991	786	1,559	50.4
Spring Garden	1986	832	1,651	50.4
St. John Fisher	†1990	1,029	2,049	50.2
Buena Vista	†1997	915	1,830	50.0
UNC Greensboro	1988	1,140	2,283	49.9
WPI	†1982	658	1,321	49.8
Wis.-Oshkosh	1999	847	1,701	49.8
Geneseo St.	†1995	999	2,013	49.6

†National leader.

FIELD-GOAL PERCENTAGE DEFENSE

Team	Season	FG	FGA	Pct.
New Rochelle	†1999	410	1,509	27.2
Mills	†1992	367	1,288	28.5
Staten Island	1999	497	1,727	28.8
New Rochelle	†1998	452	1,564	28.9
Albertus Magnus	†1991	386	1,324	29.2
Emerson	†1995	434	1,485	29.2
Chestnut Hill	†2003	416	1,421	29.3
St. Joseph (Conn.)	†1996	443	1,503	29.5
Maine Maritime	2002	424	1,434	29.6
Lehman	†1997	468	1,561	30.0
Staten Island	1997	459	1,530	30.0
Cortland St.	†2000	494	1,643	30.1
Pacific Lutheran	†2004	428	1,423	30.1
Mary Washington	†2007	563	1,870	30.1
Keuka	2007	457	1,511	30.2
Montclair St.	1995	539	1,780	30.3
New York U.	1996	513	1,692	30.3
Salem St.	1996	523	1,720	30.4
Me.-Farmington	2003	509	1,677	30.4
Gwynedd-Mercy	2000	487	1,597	30.5
Albertus Magnus	1996	542	1,776	30.5
Emmanuel (Mass.)	2002	523	1,714	30.5

†National leader.

THREE-POINT FIELD GOALS PER GAME (since 1988)

Team	Season	G	3FG	Avg.
Thomas (Me.)	†2006	26	307	11.8
Grinnell	†2005	23	261	11.3
Emory & Henry	2006	26	294	11.3
Muhlenberg	†2004	26	265	10.2
Ohio Wesleyan	2006	26	264	10.2
Whittier	†1996	25	253	10.1
Grinnell	2006	23	232	10.1
Waynesburg	2004	23	225	9.8
Muhlenberg	2005	25	230	9.2
Buena Vista	2006	27	247	9.1
Grinnell	†2007	23	210	9.1
Waynesburg	2005	24	219	9.1
George Fox	2005	28	252	9.0
Ill. Wesleyan	2007	28	247	8.8
Wesleyan (Ga.)	2002	25	220	8.8
Coast Guard	2006	26	224	8.6
Otterbein	†2003	26	217	8.3
La Verne	†1995	25	204	8.2
Cabrini	†1994	26	211	8.1
Clark (Mass.)	†1997	28	224	8.0
Benedictine (Ill.)	2006	26	208	8.0

†National leader.

THREE-POINT FIELD-GOAL PERCENTAGE
(since 1988; minimum 3.0 per game)

Team	Season	G	3FG	3FGA	Pct.
Middlebury	1990	20	70	147	47.6
Pine Manor	1988	20	75	161	46.6
Cal St. Stanislaus	1989	29	111	242	45.9
Muskingum	1989	31	129	286	45.1
Ill. Wesleyan	†1994	25	103	230	44.8
Middlebury	1992	22	96	216	44.4
Baldwin-Wallace	2003	30	176	396	44.4
Wis.-Oshkosh	†2006	27	141	322	43.8
Baldwin-Wallace	†1999	28	154	355	43.4
Mt. St. Mary (N.Y.)	†1997	28	93	218	42.7
Cabrini	1989	28	124	292	42.5
SCAD	†1995	22	72	170	42.4
DePauw	1999	27	117	278	42.1
Ill. Wesleyan	†1996	26	103	245	42.0
Calvin	1993	26	162	386	42.0
Ill. Wesleyan	1995	26	80	191	41.9
Wis.-Platteville	1989	30	100	242	41.3
Scranton	1993	32	96	233	41.2
East. Mennonite	†2000	25	145	353	41.1
Carthage	†2000	26	104	254	40.9
Hardin-Simmons	†1998	24	101	247	40.9

†National leader.

FREE-THROW PERCENTAGE

Team	Season	FT	FTA	Pct.
Rose-Hulman	†2006	442	535	82.6
Alma	†2004	338	413	81.8
Buena Vista	2006	476	607	78.4
St. John Fisher	†1990	483	617	78.3
Hendrix	2006	475	607	78.3
Mount Union	†2000	271	349	77.7
Bridgewater (Va.)	†2007	387	499	77.6
Centre	†2003	438	565	77.5
Rhodes	2006	418	540	77.4
Ill. Wesleyan	2006	378	489	77.3
Whitworth	2006	337	436	77.3
Chicago	2004	348	451	77.2
Centre	†1989	524	680	77.1
Hollins	2003	371	481	77.1
Centre	†1988	493	640	77.0
Kalamazoo	2002	449	583	77.0
Lakeland	2000	321	418	76.8
Hanover	2003	383	499	76.8
Messiah	2006	445	580	76.7
DeSales	†1991	395	515	76.7

†National leader.

REBOUND MARGIN

Team	Season	Own	Opp.	Mar.
Norwich	†1984	57.2	26.7	30.4
Bishop	†1987	58.4	34.6	23.8
Rust	1987	49.3	28.6	20.7
Spring Garden	†1986	40.5	19.8	20.7
Regis (Mass.)	1987	56.6	36.1	20.5
Grove City	†1983	57.8	38.2	19.6
Lane	†1982	58.7	39.3	19.4
Whittier	1986	49.8	31.2	18.6
Rust	†1988	53.1	34.7	18.4
UC San Diego	†1991	49.3	32.1	17.2
Claremont-M-S	1988	50.5	33.3	17.2
Frostburg St.	1991	52.6	35.5	17.1
Marywood	†1996	57.1	40.0	17.0
Mary Washington	1982	55.7	39.0	16.7
Bridgewater St.	†1985	45.3	28.8	16.6
Immaculata	†1993	52.9	36.4	16.5
Mills	†1992	60.2	43.8	16.4
Norwich	1991	56.4	40.1	16.3
Wellesley	†1994	50.3	34.0	16.3
Wellesley	1993	50.2	34.0	16.2

†National leader.

CONSECUTIVE VICTORIES

Wins	Team	Dates
81	Washington-St. Louis	Feb. 15, 1998 to Jan. 16, 2001
60	Capital	Jan. 11, 1994 to Dec. 16, 1995
44	Hope	Dec. 3, 2005 to Jan. 13, 2007
41	Wis.-Oshkosh	Nov. 18, 1995 to Jan. 4, 1997
40	St. Thomas (Minn.)	Jan. 30, 1991 to March 7, 1992
36	Clark (Mass.)	Feb. 16, 1988 to March 14, 1989
36	Washington-St. Louis	Feb. 24, 2001 to Feb. 23, 2002
29	Geneseo St.	March 6, 1992 to March 12, 1993
28	St. Benedict	Dec. 1, 1992 to March 13, 1993
28	DePauw	Nov. 23, 2005 to March 11, 2006
28	Scranton	Nov. 26, 2005 to March 17, 2006
27	Mary Washington	Nov. 19, 2005 to Feb. 25, 2006

Wins	Team	Dates
24	Simpson	Nov. 28, 1998 to March 6, 1999
24	Southern Me.	Dec. 30, 2005 to March 18, 2006
23	Emmanuel (Mass.)	Dec. 29, 2000 to March 10, 2001
23	Washington-St. Louis	Nov. 22, 2002 to Feb. 21, 2003
22	Southern Me.	Jan. 10, 1989 to March 20, 1989
22	Cortland St.	Nov. 23, 1999 to Feb. 15, 2000
22	Randolph-Macon	Jan. 7, 2006 to March 11, 2006
21	Marymount (Va.)	Jan. 5, 1997 to March 8, 1997

CONSECUTIVE HOME COURT VICTORIES

Wins	Team	Dates
88	Rust	Jan. 23, 1982 to Feb. 21, 1989
80	William Smith	Jan. 27, 1993 to Feb. 25, 2000
76	Bowdoin	Feb. 20, 2001 to Jan. 17, 2007
70	Washington-St. Louis	Jan. 24, 1997 to Feb. 10, 2002
*69	Southern Me.	Dec. 8, 2003 to present
*63	Scranton	Feb. 18, 2003 to present
48	Marymount (Va.)	Oct. 10, 1994 to Nov. 21, 1997
^32	UNC Greensboro	1985-89
32	Wis.-Oshkosh	Dec. 6, 1994 to Feb. 22, 1997
23	Wellesley	Nov. 20, 1999 to Feb. 23, 2001
22	Plymouth St.	Jan. 27, 2000 to Dec. 6, 2001
21	Connecticut Col.	Feb. 18, 1988 to Feb. 11, 1990
21	Johns Hopkins	Jan. 12, 1997 to Feb. 25, 1998
21	Ithaca	Jan. 26, 2001 to March 2, 2002
20	Geneseo St.	Feb. 15, 1992 to March 12, 1993

**Active streak. ^Final nine games of streak occured after institution moved to Division II.*

All-Time Most Improved Teams

School (Coach)	Year	W-L	Pvs.	$Games Improved
Penn St.-Behrend (Jenepher Banker)	1992	22-4	8-17	13.5
Cal Lutheran (Tim La Kose)	1995	23-3	8-15	13.5
Principia (Norm Purdy)	2007	19-7	4-19	13.5
Merchant Marine (Mike Murray)	2004	14-12	1-25	13
Lehman (Eric Harrison)	2005	18-8	5-21	13
Johnson & Wales (R.I) (Bethany Ellis)	2006	15-11	1-23	13
Muhlenberg (Ron Rohn)	2006	26-3	11-14	13
Westminster (Pa.) (Rosanne Scott)	2007	22-7	8-19	13
Geneseo St. (Bob Guy)	1991	24-4	10-15	12.5
Albion (Doreen Belkowski)	2002	17-9	4-21	12.5
Maryville (Mo.) (Chris Ellis)	2004	23-3	10-15	12.5
Rhode Island Col. (Spencer Manning)	2004	16-11	3-23	12.5
Immaculata (Patricia Canterino)	2006	17-9	4-21	12.5
Wash. & Jeff. (Carrie Zickefoose)	2003	23-2	11-14	12
Carroll (Wis.) (Kristen Jacobson)	2006	22-5	8-15	12
Concordia (Wis.) (Stacey Brunner)	2006	19-9	6-20	12
Worcester St. (Karen Tessmer)	1996	16-10	4-21	11.5
Delaware Valley (Laura Hogan)	2001	21-6	8-16	11.5
Anderson (Ind.) (Marcie Taylor)	2002	21-7	7-16	11.5
Simmons (Tony Price)	2003	16-9	4-20	11.5
Martin Luther (Gene Pfeifer)	2006	13-14	1-25	11.5
Hendrix (Mike Richie)	1994	19-6	7-16	11
Connecticut Col. (Bill Lessig)	1984	19-3	7-13	11
Delaware Valley (Gary Pento)	1985	12-9	0-19	11
MIT (Melissa Hart)	2001	18-8	6-18	11
Hood (Rod Liller)	2002	21-7	10-18	11
Kenyon (Suzanne Helfant)	2005	22-5	10-15	11
Nichols (Joanne Grzembski)	2006	20-8	8-18	11
Lincoln (Pa.) (Andy Haman)	2007	19-8	8-19	11

$ To determine games improved, add the difference in victories between the two seasons to the difference in losses, then divide by two. Includes postseason.

Annual Team Champions

Won-Lost Percentage

Season	Team	Won	Lost	Pct.
1982	Elizabethtown	26	1	.963
1983	Pitt.-Johnstown	24	2	.923
	Susquehanna	24	2	.923
1984	Elizabethtown	29	2	.935
1985	Scranton	31	1	.969
1986	Salem St.	29	1	.967
1987	Scranton	31	2	.939
1988	St. John Fisher	31	1	.969
1989	Clark (Mass.)	28	1	.966
1990	St. John Fisher	31	2	.939
1991	St. Thomas (Minn.)	29	2	.935
1992	St. Thomas (Minn.)	27	1	.964
1993	Geneseo St.	27	1	.964
1994	Capital	30	1	.968
1995	Capital	*33	0	*1.000
1996	Wis.-Oshkosh	31	0	*1.000
1997	New York U.	29	1	.967
1998	Millikin	25	1	.962
1999	Washington-St. Louis	30	0	*1.000
2000	Washington-St. Louis	30	0	*1.000
2001	Washington-St. Louis	28	2	.933
2002	Washington-St. Louis	25	1	.962
2003	Hope	31	1	.969
2004	Bowdoin	30	1	.968
2005	Randolph-Macon	30	2	.938
2006	Hope	*33	1	.971
2007	Emmanuel (Mass.)	29	2	.935
	Bowdoin	29	2	.935

*Record.

Scoring Offense

Season	Team	G	W-L	Pts.	Avg.
1982	King's (Pa.)	25	17-8	1,989	79.6
1983	Bishop	25	18-7	2,038	81.5
1984	Millikin	25	19-6	2,153	86.1
1985	Pitt.-Johnstown	29	26-3	2,370	81.7
1986	Bishop	31	28-3	2,995	*96.6
1987	Bishop	25	20-5	2,210	88.4
1988	Concordia-M'head	31	29-2	2,737	88.3
1989	Bridgewater (Va.)	28	19-9	2,386	85.2
1990	St. Joseph's (Me.)	30	25-5	2,677	89.2
1991	Neb. Wesleyan	26	15-11	2,300	88.5
1992	Moravian	33	31-2	2,871	87.0
1993	Marymount (Va.)	28	23-5	2,588	92.4
1994	Marymount (Va.)	27	24-3	2,413	89.4
1995	Cal Lutheran	26	23-3	2,415	92.9
1996	Defiance	29	28-1	2,497	86.1
1997	Defiance	29	28-1	2,527	87.1
1998	Gallaudet	26	19-7	2,199	84.6
1999	Gallaudet	30	24-6	2,616	87.2
2000	Sewanee	25	20-5	2,149	86.0
2001	Lehman	27	23-4	2,479	91.8
2002	Hardin-Simmons	28	26-2	2,215	79.1
2003	Hardin-Simmons	28	27-1	2,349	83.9
2004	Muhlenberg	26	19-7	2,362	90.8
2005	Piedmont	27	23-4	2,183	80.9
2006	Emory & Henry	26	11-15	2,154	82.8
2007	Maryville (Mo.)	28	22-6	2,263	80.8

*Record.

Scoring Defense

Season	Team	G	W-L	Pts.	Avg.
1982	CCNY	27	19-8	1,241	46.0
1983	Cornell College	21	14-7	1,024	48.8
1984	Pine Manor	24	20-4	1,170	48.8
1985	Pomona-Pitzer	29	27-2	1,440	49.7
1986	Centre	21	17-4	1,052	50.1
1987	St. John Fisher	31	28-3	1,367	44.1
1988	St. John Fisher	32	31-1	1,475	46.1
1989	Bryn Mawr	18	11-7	847	47.1
1990	Montclair St.	29	23-6	1,320	45.5
1991	Albertus Magnus	20	10-10	922	46.1
1992	Wittenberg	28	21-7	1,367	48.8
1993	York (N.Y.)	25	15-10	1,200	48.0
1994	New York U.	26	22-4	1,233	47.4
1995	Lakeland	26	18-8	1,262	48.5
1996	SCAD	24	20-4	1,086	45.3
1997	Staten Island	28	22-6	1,273	45.5
1998	Lakeland	26	23-3	1,164	44.8
1999	New Rochelle	26	21-5	1,019	39.2
2000	Wellesley	25	21-4	1,129	45.2
2001	Lakeland	27	23-4	1,250	46.3
2002	Chestnut Hill	27	18-9	1,248	46.2
2003	Me.-Farmington	29	24-5	1,398	48.2
2004	Bowdoin	31	30-1	1,441	46.5
2005	Mt. St. Mary (N.Y.)	29	27-2	1,292	44.6
2006	Norwich	30	25-5	1,378	45.9
2007	Howard Payne	30	28-2	1,350	45.0

*Record.

Scoring Margin

Season	Team	Own	Opp.	Mar.
1982	Elizabethtown	74.3	49.9	24.4
1983	Susquehanna	73.8	51.8	22.0
1984	Allegheny	79.3	52.7	26.6
1985	CCNY	75.1	50.3	24.9
1986	Allegheny	82.9	52.2	30.7
1987	St. John Fisher	74.1	44.1	30.0
1988	St. John Fisher	80.3	46.1	34.2
1989	Concordia-M'head	84.5	59.7	24.9
1990	St. John Fisher	77.3	51.8	25.5
1991	Roanoke	79.2	51.1	28.1
1992	Moravian	87.0	60.1	26.9
1993	Geneseo St.	82.8	53.8	29.1
1994	Geneseo St.	86.4	55.4	30.9
1995	Geneseo St.	89.1	52.9	*36.2
1996	Rowan	83.1	53.4	29.7
1997	St. Thomas (Minn.)	80.3	52.4	27.9
1998	St. Thomas (Minn.)	79.6	52.5	27.1
1999	Simpson	85.3	61.1	24.2
2000	Washington-St. Louis	77.3	49.1	28.2
2001	Lehman	91.8	62.7	29.1
2002	Emmanuel (Mass.)	76.3	49.9	26.4
2003	Hardin-Simmons	83.9	57.8	26.1
2004	Southern Me.	77.5	50.3	27.3
2005	Mt. St. Mary (N.Y.)	74.3	44.6	29.8
2006	Southern Me.	76.1	48.8	27.3
2007	Howard Payne	73.9	45.0	28.9

*Record.

Field-Goal Percentage

Season	Team	FG	FGA	Pct.
1982	WPI	658	1,321	49.8
1983	Central (Iowa)	751	1,528	49.1
1984	Wilkes	730	1,338	*54.6
1985	Millikin	890	1,814	49.1
1986	Whittier	816	1,533	53.2
1987	Rust	1,008	1,911	52.7
1988	Concordia-M'head	1,122	2,097	53.5
1989	Concordia-M'head	942	1,818	51.8
1990	St. John Fisher	1,029	2,049	50.2
1991	Illinois Col.	786	1,559	50.4
1992	St. Thomas (Minn.)	864	1,754	49.3
1993	Meredith	635	1,244	51.0
1994	Luther	757	1,549	48.9
1995	Geneseo St.	999	2,013	49.6
1996	Simpson	645	1,340	48.1
1997	Buena Vista	915	1,830	50.0
1998	St. Thomas (Minn.)	857	1,678	51.1
1999	Baldwin-Wallace	839	1,629	51.5
2000	Baldwin-Wallace	856	1,812	47.2
2001	Wartburg	893	1,845	48.4
2002	Webster	820	1,739	47.2

Season	Team	FG	FGA	Pct.
2003	Hardin-Simmons	853	1,739	49.1
2004	Wis.-Oshkosh	718	1,482	48.4
2005	Ripon	719	1,507	47.7
2006	Luther	760	1,579	48.4
2007	Hardin-Simmons	738	1,557	47.4

**Record.*

Field-Goal Percentage Defense

Season	Team	FG	FGA	Pct.
1982	Elizabethtown	540	1,725	31.3
1983	Bridgewater (Va.)	559	1,663	33.6
1984	Oneonta St.	503	1,525	33.0
1985	Colby-Sawyer	518	1,650	31.4
1986	St. Norbert	466	1,511	30.8
1987	Bryn Mawr	327	981	33.3
1988	Emmanuel (Mass.)	423	1,368	30.9
1989	Bryn Mawr	340	1,011	33.6
1990	Rhodes	552	1,760	31.4
1991	Albertus Magnus	386	1,324	29.2
1992	Mills	367	1,288	28.5
1993	Wellesley	551	1,744	31.6
1994	Salem St.	528	1,646	32.1
1995	Emerson	434	1,485	29.2
1996	St. Joseph (Conn.)	443	1,503	29.5
1997	Lehman	468	1,561	30.0
1998	New Rochelle	452	1,564	28.9
1999	New Rochelle	410	1,509	*27.2
2000	Cortland St.	494	1,643	30.1
2001	Cortland St.	574	1,869	30.7
2002	Maine Maritime	424	1,434	29.6
2003	Chestnut Hill	416	1,421	29.3
2004	Pacific Lutheran	428	1,423	30.1
2005	Merchant Marine	480	1,559	30.8
2006	John Jay	547	1,787	30.6
2007	Mary Washington	563	1,870	30.1

**Record.*

Three-Point Field Goals Per Game

Season	Team	G	3FG	Avg.
1988	Ferrum	26	111	4.3
1989	Marywood	27	131	4.9
1990	Neb. Wesleyan	24	122	5.1
1991	Neb. Wesleyan	26	202	7.8
1992	Catholic	23	149	6.5
1993	Calvin	26	162	6.2
1994	Cabrini	26	211	8.1
1995	La Verne	25	204	8.2
1996	Whittier	25	253	10.1
1997	Clark (Mass.)	28	224	8.0
1998	Chris. Newport	28	191	6.8
1999	Occidental	25	185	7.4
2000	Sewanee	25	192	7.7
2001	Sewanee	25	209	8.4
2002	Wesleyan (Ga.)	25	220	8.8
2003	Otterbein	26	217	8.3
2004	Muhlenberg	26	265	10.2
2005	Grinnell	23	261	11.3
2006	Thomas (Me.)	26	*307	*11.8
2007	Grinnell	23	210	9.1

**Record.*

Three-Point Field-Goal Percentage

Season	Team	G	3FG	3FGA	Pct.
1988	UC San Diego	25	51	94	54.3
1989	Rhodes	23	55	91	*60.4
1990	Rhodes	26	60	123	48.8
1991	Rhodes	24	64	128	50.0
1992	Vassar	24	63	141	44.7
1993	Southern Me.	29	82	194	42.3
1994	Ill. Wesleyan	25	103	230	44.8
1995	SCAD	22	72	170	42.4
1996	Ill. Wesleyan	26	103	245	42.0
1997	Mt. St. Mary (N.Y.)	28	93	218	42.7
1998	Hardin-Simmons	24	101	247	40.9
1999	Baldwin-Wallace	28	154	355	43.4
2000	East. Mennonite	25	145	353	41.1
2001	Centre	28	150	367	40.9
2002	Webster	28	88	224	39.3
2003	Baldwin-Wallace	30	176	396	44.4
2004	Wis.-Oshkosh	27	134	332	40.4
2005	Bethel (Minn.)	24	156	384	40.6
2006	Wis.-Oshkosh	27	141	322	43.8
2007	DePauw	34	202	516	39.1

**Record.*

Free-Throw Percentage

Season	Team	FT	FTA	Pct.
1982	King's (Pa.)	379	539	70.3
1983	Rutgers-Camden	322	431	74.7
1984	Whittier	319	429	74.4
1985	Connecticut Col.	308	430	71.6
1986	William Penn	487	669	72.8
1987	Susquehanna	242	330	73.3
1988	Centre	493	640	77.0
1989	Centre	524	680	77.1
1990	St. John Fisher	483	617	78.3
1991	DeSales	395	515	76.7
1992	Juniata	472	627	75.3
1993	Juniata	430	567	75.8
1994	Illinois Col.	340	460	73.9
1995	Williams	327	441	74.1
1996	Albion	360	476	75.6
1997	Alma	389	525	74.1
1998	Wash. & Lee	380	508	74.8
1999	DePauw	392	522	75.1
2000	Mount Union	271	349	77.7
2001	Mount Union	379	496	76.4
2002	Kalamazoo	449	583	77.0
2003	Centre	438	565	77.5
2004	Alma	338	413	81.8
2005	Alma	298	392	76.0
2006	Rose-Hulman	442	535	*82.6
2007	Bridgewater (Va.)	387	499	77.6

**Record.*

Rebound Margin

Season	Team	Own	Opp.	Mar.
1982	Lane	58.7	39.3	19.4
1983	Grove City	57.8	38.2	19.6
1984	Norwich	57.2	26.7	*30.4
1985	Bridgewater St.	45.3	28.8	16.6
1986	Spring Garden	40.5	19.8	20.7
1987	Bishop	58.4	34.6	23.8
1988	Rust	53.1	34.7	18.4
1989	Middlebury	49.7	33.8	16.0
1990	Frostburg St.	56.1	41.7	14.4
1991	UC San Diego	49.3	32.1	17.2
1992	Mills	*60.2	43.8	16.3
1993	Immaculata	52.9	36.4	16.5
1994	Wellesley	50.3	34.0	16.3
1995	Tufts	46.7	33.6	13.0
1996	Marywood	57.1	40.0	17.0
1997	Eastern Conn. St.	46.3	31.4	14.9
1998	Washington-St. Louis	48.1	32.2	15.9
1999	Staten Island	53.6	38.9	14.7
2000	Wellesley	45.1	32.3	12.8
2001	Wilmington (Ohio)	46.6	34.6	12.1
2002	Maine Maritime	55.5	40.0	15.5
2003	Wilmington (Ohio)	48.4	32.4	15.9
2004	Maine Maritime	50.8	36.8	14.0
2005	Staten Island	48.7	36.8	11.9
2006	Maine Maritime	44.2	32.6	11.6
2007	Johns Hopkins	48.8	36.1	12.7

**Record.*

2007 Most-Improved Teams

	School	2005-06 Won	2005-06 Lost	2006-07 Won	2006-07 Lost	$Games Improved	Head Coach
1.	Principia	4	19	19	7	13.5	Norm Purdy
2.	Westminster (Pa.)	8	19	22	7	13.0	Rosanne Scott
3.	Lincoln (Pa.)	8	19	19	8	11.0	Andy Haman
4.	Fitchburg St.	14	11	26	3	10.0	Walter Paschal
	Hamilton	8	16	20	8	10.0	G.P. Gromacki
	Rivier	3	19	15	11	10.0	Kelly O'Connell
7.	Greenville	7	18	18	10	9.5	Roy Mulholland
	Northland	4	21	14	12	9.5	Dan Roiger
	Transylvania	8	17	19	9	9.5	Greg Todd
10.	Kean	17	12	27	4	9.0	Michele Sharp
11.	Defiance	6	20	14	11	8.5	Corey Laster
	Potsdam St.	2	23	11	15	8.5	Tara Ruckh
	Shenandoah	9	18	17	9	8.5	Michelle Guyant-Holloway
14.	Lake Forest	14	9	24	3	8.0	Jackie Slaats
	Mt. St. Vincent	8	17	17	10	8.0	Ed Ryder
16.	Rochester Inst.	6	18	15	12	7.5	Deborah Buff
	Rose-Hulman	13	12	21	5	7.5	Jon Prevo
18.	Cabrini	11	15	19	9	7.0	Bobbi Morgan
	City Tech	4	21	11	14	7.0	Fred DeJesus
	Lehman	11	16	19	10	7.0	Eric Harrison
	Washington (Md.)	5	20	12	13	7.0	Gail Gilchrest-Wallach
	Wis.-Whitewater	12	14	19	7	7.0	Keri Carollo
	Wooster	7	19	14	12	7.0	Lisa Campanell Komara
24.	Becker	8	17	15	11	6.5	Dean Godin
	Brockport St.	14	13	22	8	6.5	Michele Carron
	Ferrum	14	13	21	7	6.5	Bryan Harvey
	La Verne	12	13	19	7	6.5	Julie Kline
	New York U.	18	8	27	4	6.5	Janice Quinn
	Tufts	10	13	18	8	6.5	Carla Berube

$ To determine games improved, add the difference in victories between the two seasons to the difference in losses, then divide by two. Includes postseason.

All-Time Winningest Teams

Includes records as a senior college only, minimum 10 seasons of Division III competition. Postseason games are included.

By Percentage

	Team	Yrs.	Won	Lost	Pct.
1.	Southern Me.	30	729	149	.830
2.	St. John Fisher	33	744	157	.826
3.	Washington-St. Louis	26	547	122	.818
4.	Scranton	32	769	172	.817
5.	Salem St.	26	596	143	.806
6.	Capital	26	558	145	.794
7.	St. Benedict	24	515	140	.786
8.	New York U.	23	494	143	.776
9.	Wis.-Eau Claire	21	445	139	.762
10.	Emmanuel (Mass.)	30	574	189	.752
11.	St. Thomas (Minn.)	24	495	165	.750
12.	Wis.-Oshkosh	26	504	170	.748
13.	Pacific Lutheran	10	196	69	.740
14.	Gwynedd-Mercy	13	262	93	.738
15.	Concordia-M'head	24	476	172	.735
16.	Marymount (Va.)	24	482	178	.730
17.	Wilmington (Ohio)	17	331	124	.727
18.	Millikin	37	597	239	.714
19.	Roanoke	29	544	221	.711
20.	Defiance	16	301	123	.710
21.	Lakeland	18	341	142	.706
22.	Elizabethtown	37	629	265	.704
23.	Clark (Mass.)	29	550	236	.700
24.	William Smith	25	432	186	.699
25.	Hope	24	435	190	.696
26.	Wheaton (Ill.)	25	446	195	.696

By Victories

	Team	Yrs.	Won	Lost	Pct.
1.	Scranton	32	769	172	.817
2.	St. John Fisher	33	744	157	.826
3.	Southern Me.	30	729	149	.830
4.	Elizabethtown	37	629	265	.704
5.	Millikin	37	597	239	.714
6.	Salem St.	26	596	143	.806
7.	Emmanuel (Mass.)	30	574	189	.752
8.	Capital	26	558	145	.794
9.	Clark (Mass.)	29	550	236	.700
10.	Washington-St. Louis	26	547	122	.818
11.	Roanoke	29	544	221	.711
	Me.-Farmington	40	544	266	.672
13.	Pomona-Pitzer	39	539	339	.614
14.	DeSales	33	534	250	.681
15.	St. Benedict	24	515	140	.786
16.	Simpson	32	507	295	.632
17.	Wis.-Oshkosh	26	504	170	.748
18.	Messiah	30	501	258	.660
19.	Mississippi Col.	32	500	357	.583
20.	St. Thomas (Minn.)	24	495	165	.750
21.	New York U.	23	494	143	.776
22.	TCNJ	28	493	250	.664
23.	Buffalo St.	29	484	253	.657
24.	Moravian	26	483	219	.688
25.	Marymount (Va.)	24	482	178	.730

Won-Lost Records

(Alphabetical listing; no minimum seasons of competition; records based on information in statistics database.)

School	Years	Won	Lost	Pct.
Adrian	26	295	336	.468
Agnes Scott	14	72	231	.238
Albertus Magnus	16	234	166	.585
Albion	25	277	333	.454
Albright	29	248	396	.385
Alfred	25	193	400	.325
Allegheny	25	410	231	.640
Alma	25	407	217	.652
Alvernia	18	341	156	.686
Alverno	7	41	134	.234
Amherst	27	351	286	.551
Anderson (Ind.)	17	170	250	.405
Anna Maria	26	322	319	.502
Arcadia	23	226	306	.425
Augsburg	24	154	444	.258
Augustana (Ill.)	29	415	313	.570
Aurora	24	299	308	.493
Austin	13	189	139	.576
Averett	20	130	366	.262
Babson	25	403	249	.618
Baldwin-Wallace	25	419	259	.618
Baptist Bible (Pa.)	20	305	239	.561
Bard	11	42	162	.206
Baruch	19	241	217	.526
Bates	26	355	254	.583
Bay Path	3	6	61	.090
Becker	9	71	152	.318
Beloit	25	273	293	.482
Benedictine (Ill.)	23	316	238	.570
Bennett	1	7	10	.412
Bethany (W.V.)	25	300	313	.489
Bethel (Minn.)	21	256	270	.487
Blackburn	23	242	347	.411

School	Years	Won	Lost	Pct.
Bluffton	17	139	292	.323
Bowdoin	26	412	213	.659
Brandeis	25	335	273	.551
Bridgewater (Va.)	25	434	231	.653
Bridgewater St.	25	350	296	.542
Brockport St.	23	309	263	.540
Brooklyn	25	240	380	.387
Bryn Mawr	24	119	383	.237
Buena Vista	23	369	236	.610
Buffalo St.	29	484	253	.657
Cabrini	22	346	225	.606
UC Santa Cruz	19	146	273	.348
Cal Lutheran	21	269	269	.500
Cal St. East Bay	30	353	437	.447
Caltech	10	26	197	.117
Calvin	24	426	192	.689
Capital	26	558	145	.794
Carleton	23	282	297	.487
Carnegie Mellon	25	257	342	.429
Carroll (Wis.)	25	311	286	.521
Carthage	24	302	308	.495
Case Reserve	25	224	365	.380
Castleton	25	374	281	.571
Catholic	26	302	342	.469
Cazenovia	9	87	140	.383
Cedar Crest	14	60	260	.188
Centenary (N.J.)	13	158	166	.488
Central (Iowa)	34	451	386	.539
Centre	24	314	283	.526
Chapman	26	438	255	.632
Chatham	10	23	206	.100
Chestnut Hill	8	113	88	.562
Chicago	25	343	260	.569
Chris. Newport	20	362	182	.665
CCNY	26	331	341	.493
City Tech	5	31	89	.258
Claremont-M-S	28	454	248	.647
Clark (Mass.)	29	550	236	.700
Clarke	11	114	157	.421
Clarkson	23	275	284	.492
Coast Guard	23	222	304	.422
Coe	29	268	407	.397
Colby	25	347	269	.563
Colby-Sawyer	24	387	244	.613
Colorado Col.	32	292	474	.381
Concordia (Tex.)	7	82	91	.474
Concordia (Wis.)	17	239	190	.557
Concordia Chicago	25	194	422	.315
Concordia-M'head	24	476	172	.735
Connecticut Col.	26	313	270	.537
Cornell College	27	200	424	.321
Cortland St.	25	454	212	.682
Curry	14	151	192	.440
D'Youville	8	84	118	.416
Dallas	20	138	304	.312
Daniel Webster	12	96	183	.344
Defiance	16	301	123	.710
Delaware Valley	23	272	299	.476
Denison	23	262	304	.463
DePauw	21	378	172	.687
DeSales	33	534	250	.681
Dickinson	24	266	318	.455
Dominican (Ill.)	5	28	101	.217
Drew	26	217	385	.360
Dubuque	25	203	430	.321
Earlham	21	171	334	.339
East Tex. Baptist	6	84	72	.538
Eastern	14	117	217	.350
Eastern Conn. St.	26	471	231	.671
East. Mennonite	29	322	375	.462
Eastern Nazarene	17	152	273	.358
Edgewood	13	169	170	.499
Elizabethtown	37	629	265	.704
Elmhurst	24	231	357	.393
Elmira	28	311	380	.450
Elms	22	207	316	.396
Emerson	15	131	216	.378
Emmanuel (Mass.)	30	574	189	.752
Emory	19	245	230	.516
Emory & Henry	26	365	285	.562
Endicott	13	167	169	.497
Eureka	24	353	259	.577
FDU-Florham	23	272	289	.485
Farmingdale St.	7	125	66	.654
Ferrum	22	267	301	.470
Fisk	16	131	239	.354
Fitchburg St.	26	257	392	.396
Fontbonne	16	252	158	.615
Framingham St.	26	191	431	.307
Franklin	17	272	163	.625
Frank. & Marsh.	26	364	273	.571
Fredonia St.	24	234	343	.406
Frostburg St.	26	457	224	.671
Gallaudet	30	337	426	.442
Geneseo St.	24	398	218	.646
George Fox	11	203	80	.717
Gettysburg	26	338	277	.550
Gordon	19	236	261	.475
Goucher	20	150	313	.324
Green Mountain	5	48	74	.393
Greensboro	27	357	343	.510
Greenville	13	187	157	.544
Grinnell	22	169	316	.348
Grove City	24	284	292	.493
Guilford	17	275	172	.615
Gust. Adolphus	26	399	262	.604
Gwynedd-Mercy	13	262	93	.738
Hamilton	29	367	314	.539
Hamline	22	151	394	.277
Hanover	15	183	189	.492
Hardin-Simmons	21	382	191	.667
Hartwick	32	435	298	.593
Haverford	23	129	384	.251
Heidelberg	25	350	287	.549
Hendrix	15	260	125	.675
Hilbert	12	66	214	.236
Hiram	26	188	415	.312
Hollins	23	121	408	.229
Hood	12	142	143	.498
Hope	24	435	190	.696
Howard Payne	19	280	210	.571
Hunter	25	402	263	.605
Huntingdon	4	41	65	.387
Husson	3	42	37	.532
Illinois Col.	26	305	282	.520
Ill. Wesleyan	25	312	313	.499
Immaculata	21	176	331	.347
Ithaca	29	454	272	.625
John Carroll	26	287	351	.450
John Jay	24	248	355	.411
Johns Hopkins	26	405	238	.630
Johnson & Wales (R.I.)	11	100	173	.366
Johnson St.	20	215	260	.453
Juniata	26	246	332	.426
Kalamazoo	21	215	306	.413
Kean	24	409	228	.642
Keene St.	25	347	304	.533
Kenyon	25	284	316	.473
Keuka	33	410	289	.587
King's (Pa.)	26	408	274	.598
Knox	22	180	309	.368
La Roche	8	69	133	.342
La Verne	23	268	303	.469
LaGrange	8	84	126	.400
Lake Erie	12	57	222	.204
Lake Forest	28	410	213	.658
Lakeland	18	341	142	.706
Lasell	9	103	123	.456
Lawrence	24	272	260	.511
Lebanon Valley	26	259	335	.436
Lehman	14	200	167	.545
Lesley	9	62	142	.304
LeTourneau	14	176	190	.481
Lewis & Clark	17	171	264	.393
Lincoln (Pa.)	23	187	329	.362
Linfield	10	122	127	.490
Loras	21	261	269	.492
Louisiana Col.	14	193	184	.512
Luther	25	407	229	.640
Lycoming	26	284	310	.478
Lynchburg	26	253	377	.402
Macalester	29	245	459	.348
MacMurray	26	234	398	.370
Me.-Farmington	40	544	266	.672
Maine Maritime	10	176	79	.690
Manchester	14	159	200	.443
Manhattanville	26	280	369	.431

School	Years	Won	Lost	Pct.
Maranatha Baptist	14	145	239	.378
Marian (Wis.)	12	122	187	.395
Marietta	23	221	358	.382
Maritime (N.Y.)	7	14	80	.149
Martin Luther	10	96	128	.429
Mary Baldwin	22	147	342	.301
Mary Hardin-Baylor	9	155	86	.643
Mary Washington	10	171	103	.624
Marymount (Va.)	24	482	178	.730
Maryville (Mo.)	23	245	314	.438
Maryville (Tenn.)	21	378	183	.674
Marywood	23	272	284	.489
Mass.-Boston	24	171	404	.297
Mass.-Dartmouth	22	211	336	.386
MIT	34	298	433	.408
Mass. Liberal Arts	24	140	427	.247
McDaniel	26	388	246	.612
McMurry	12	199	114	.636
Medaille	5	87	45	.659
Medgar Evers	11	81	202	.286
Merchant Marine	6	63	91	.409
Meredith	20	290	152	.656
Messiah	30	501	258	.660
Methodist	25	312	315	.498
Middlebury	26	343	223	.606
Millikin	37	597	239	.714
Millsaps	21	248	254	.494
Milwaukee Engr.	14	99	243	.289
Misericordia	15	221	163	.576
Mississippi Col.	32	500	357	.583
Monmouth (Ill.)	25	253	302	.456
Montclair St.	26	416	267	.609
Moravian	26	483	219	.688
Mount Holyoke	25	289	314	.479
Mount Ida	5	64	65	.496
Mt. St. Joseph	12	114	158	.419
Mt. St. Mary (N.Y.)	27	465	233	.666
Mt. St. Vincent	19	228	242	.485
Mount Union	25	328	308	.516
Muhlenberg	30	384	296	.565
Muskingum	33	451	340	.570
Nazareth	24	372	243	.605
Neb. Wesleyan	25	234	390	.375
Neumann	14	126	225	.359
New England	10	142	118	.546
New England Col.	26	266	367	.420
TCNJ	28	493	250	.664
New Jersey City	22	179	356	.335
New Paltz St.	25	192	409	.319
New Rochelle	16	136	205	.399
New York U.	23	494	143	.776
Newbury	7	70	104	.402
Nichols	20	194	274	.415
N.C. Wesleyan	26	277	357	.437
North Central (Ill.)	25	300	345	.465
North Park	25	250	367	.405
Northland	4	44	62	.415
Norwich	24	397	217	.647
Notre Dame (Md.)	18	220	221	.499
Oberlin	26	155	435	.263
Occidental	21	177	341	.342
Oglethorpe	16	164	240	.406
Ohio Northern	35	425	379	.529
Ohio Wesleyan	25	409	242	.628
Old Westbury	10	91	134	.404
Olivet	23	171	372	.315
Oneonta St.	25	330	301	.523
Oswego St.	26	270	373	.420
Otterbein	26	336	316	.515
Ozarks (Ark.)	28	393	333	.541
Pacific (Ore.)	9	78	141	.356
Pacific Lutheran	10	196	69	.740
Peace	5	69	61	.531
Penn St.-Altoona	5	37	86	.301
Penn St.-Behrend	22	329	246	.572
Phila. Biblical	8	136	87	.610
Piedmont	10	184	101	.646
Pine Manor	22	225	318	.414
Pitt.-Bradford	9	102	139	.423
Pitt.-Greensburg	8	139	84	.623
Plattsburgh St.	24	228	355	.391
Plymouth St.	25	346	295	.540
Polytechnic (N.Y.)	5	32	87	.269
Pomona-Pitzer	39	539	339	.614

School	Years	Won	Lost	Pct.
Potsdam St.	23	150	388	.279
Principia	25	161	385	.295
Puget Sound	12	225	101	.690
Ramapo	26	233	412	.361
Randolph	41	232	531	.304
Randolph-Macon	28	449	290	.608
Redlands	23	274	302	.476
Regis (Mass.)	24	255	321	.443
Rensselaer	25	361	251	.590
Rhode Island Col.	25	322	324	.498
Rhodes	26	333	286	.538
Richard Stockton	26	329	327	.502
Ripon	26	328	253	.565
Rivier	14	108	229	.320
Roanoke	29	544	221	.711
Rochester	29	405	348	.538
Rochester Inst.	20	99	376	.208
Rockford	22	209	344	.378
Roger Williams	22	185	346	.348
Rose-Hulman	12	79	219	.265
Rosemont	12	93	185	.335
Rowan	24	404	228	.639
Russell Sage	10	56	170	.248
Rust	20	304	185	.622
Rutgers-Camden	24	250	328	.433
Rutgers-Newark	21	215	292	.424
St. Benedict	24	515	140	.786
St. Catherine	15	78	276	.220
St. Elizabeth	18	125	285	.305
St. John Fisher	33	744	157	.826
St. Joseph (Conn.)	11	139	142	.495
St. Joseph's (L.I.)	11	134	149	.473
St. Joseph's (Me.)	23	420	203	.674
St. Lawrence	26	381	258	.596
St. Mary's (Ind.)	17	138	268	.340
St. Mary's (Md.)	20	193	290	.400
St. Mary's (Minn.)	23	264	313	.458
St. Norbert	30	466	241	.659
St. Olaf	25	282	338	.455
St. Scholastica	21	308	244	.558
St. Thomas (Minn.)	24	495	165	.750
Salem St.	26	596	143	.806
Salisbury	25	390	262	.598
Salve Regina	21	318	206	.607
Schreiner	7	17	159	.097
Scranton	32	769	172	.817
Sewanee	26	271	355	.433
Shenandoah	23	258	308	.456
Simmons	20	148	268	.356
Simpson	32	507	295	.632
Skidmore	23	239	329	.421
Smith	28	288	380	.431
Southern Me.	30	729	149	.830
Southern Vt.	8	25	165	.132
Southwestern (Tex.)	15	183	195	.484
Spelman	2	16	29	.356
Springfield	26	364	313	.538
SUNYIT	19	158	307	.340
Staten Island	24	353	253	.583
Stevens Institute	11	152	107	.587
Suffolk	24	257	312	.452
Sul Ross St.	9	66	148	.308
Susquehanna	26	405	244	.624
Swarthmore	25	255	353	.419
Texas-Dallas	9	75	149	.335
Texas Lutheran	10	74	175	.297
Thiel	26	270	364	.426
Thomas (Me.)	18	196	236	.454
Thomas More	17	249	189	.568
Transylvania	39	505	352	.589
Trinity (Conn.)	27	348	256	.576
Trinity (D.C.)	7	54	97	.358
Trinity (Tex.)	23	290	270	.518
Tufts	26	339	242	.583
Union (N.Y.)	30	325	347	.484
Ursinus	26	306	313	.494
Utica	24	262	330	.443
Vassar	19	200	240	.455
Villa Julie	12	82	223	.269
Va. Wesleyan	27	393	301	.566
Wartburg	26	412	252	.620
Wash. & Jeff.	32	410	293	.583
Wash. & Lee	14	140	206	.405

School	Years	Won	Lost	Pct.
Washington (Md.)	14	156	186	.456
Washington-St. Louis	26	547	122	.818
Waynesburg	17	190	227	.456
Webster	19	170	265	.391
Wellesley	16	212	163	.565
Wentworth Inst.	22	148	356	.294
Wesley	26	284	313	.476
Wesleyan (Conn.)	26	270	304	.470
Wesleyan (Ga.)	14	80	250	.242
Western Conn. St.	26	443	241	.648
Western New Eng.	26	355	289	.551
Westfield St.	26	390	278	.584
Westminster (Mo.)	15	143	212	.403
Westminster (Pa.)	10	120	146	.451
Wheaton (Ill.)	25	446	195	.696
Wheaton (Mass.)	27	339	329	.507
Wheelock	10	33	157	.174
Whitman	13	133	186	.417
Whittier	26	275	363	.431
Whitworth	16	245	166	.596
Widener	32	352	397	.470
Wilkes	28	273	386	.414
Willamette	16	197	210	.484
Wm. Paterson	20	314	208	.602
William Smith	25	432	186	.699
Williams	23	366	179	.672
Wilmington (Ohio)	17	331	124	.727
Wilson	11	95	161	.371
Wis.-Eau Claire	21	445	139	.762
Wis.-La Crosse	28	341	375	.476
Wis.-Oshkosh	26	504	170	.748
Wis.-Platteville	26	309	367	.457
Wis.-River Falls	25	354	288	.551
Wis.-Stevens Point	26	410	245	.626
Wis.-Stout	25	364	273	.571
Wis.-Superior	23	132	410	.244
Wis.-Whitewater	32	479	322	.598
Wis. Lutheran	19	262	240	.522
Wittenberg	24	418	222	.653
Wooster	25	300	333	.474
WPI	26	340	316	.518
Worcester St.	23	282	300	.485
York (N.Y.)	17	154	234	.397
York (Pa.)	23	268	287	.483

Years of Division III Classification

(Years listed refer to the corresponding championship season. For example, the 1981-82 season is listed as 1982.)

Active Members

Team	Years
Adrian	1982-present
Agnes Scott	1994-present
Albertus Magnus	1991-present
Albion	1982-present
Albright	1982-present
Alfred	1982-present
Allegheny	1982-present
Alma	1982-present
Alvernia	1995-present
Alverno	2001-present
Amherst	1982-present
Anderson (Ind.)	1993-present
Anna Maria	1983-present
Arcadia	1994-present
Augsburg	1984-present
Augustana (Ill.)	1982-present
Aurora	1982-present
Austin	1998-present
Averett	1982-83, 85-present
Babson	1982-present
Baldwin-Wallace	1982-84, 86-present
Baptist Bible (Pa.)	2004-present
Bard	1996-present
Baruch	1982-83, 86-present
Bates	1982-present
Bay Path	2004-present
Becker	1999-present
Beloit	1982-present
Benedictine (Ill.)	1982-present
Bennett	1993-present
Bethany (W.V.)	1982-present
Bethel (Minn.)	1983-present
Blackburn	1982-present
Bluffton	1991-present
Bowdoin	1982-present
Brandeis	1982-present
Bridgewater (Va.)	1982-present
Bridgewater St.	1982-present
Brockport St.	1982-present
Brooklyn	1982, 99-present
Bryn Mawr	1983-present
Buena Vista	1982-present
Buffalo St.	1982-present
Cabrini	1986-present
UC Santa Cruz	1982-present
Cal Lutheran	1986-present
Cal St. East Bay	1999-present
Caltech	1995-present
Calvin	1982-present
Capital	1982-present
Carleton	1982-present
Carnegie Mellon	1982-present
Carroll (Wis.)	1982-present
Carthage	1982-present
Case Reserve	1982-present
Castleton	1982-present
Catholic	1982-present
Cazenovia	2000-present
Cedar Crest	1992-93, 96-present
Centenary (N.J.)	1998-present
Central (Iowa)	1982-present
Centre	1982-present
Chapman	1995-present
Chatham	1998-present
Chestnut Hill	1994-present
Chicago	1982-present
Chris. Newport	1982-present
CCNY	1982-present
City Tech	2003-present
Claremont-M-S	1982-present
Clark (Mass.)	1982-present
Clarke	1998-present
Clarkson	1982-present
Coast Guard	1982-90, 92-present
Coe	1982-present
Colby	1982-present
Colby-Sawyer	1983-present
Colorado Col.	1982-present
Concordia (Tex.)	2001-present
Concordia (Wis.)	1998-present
Concordia Chicago	1982-present
Concordia-M'head	1982-present
Connecticut Col.	1982-present
Cornell College	1982-present
Cortland St.	1982-present
Curry	1982-present
D'Youville	2005-present
Dallas	1998-present
Daniel Webster	1990, 95-present
Defiance	1992-present
Delaware Valley	1982-present
Denison	1982-present
DePauw	1982-present
DeSales	1982-present
Dickinson	1982-present
Dominican (Ill.)	2003-present
Drew	1982-present
Dubuque	1982-present
Earlham	1983-present
East Tex. Baptist	2001-present
Eastern	1995-present
Eastern Conn. St.	1982-present
East. Mennonite	1982-present
Eastern Nazarene	1990-present
Eastern Ore.	2000-present
Edgewood	1995-present
Elizabethtown	1982-present
Elmhurst	1982-present
Elmira	1982-present
Elms	1987-present
Emerson	1986-present
Emmanuel (Mass.)	1984-present
Emory	1989-present
Emory & Henry	1982-present
Endicott	1994-present
Eureka	1982-present
FDU-Florham	1982-present
Farmingdale St.	2003-present
Ferrum	1986-present
Fisk	1982-present
Fitchburg St.	1982-present
Fontbonne	1992-present
Framingham St.	1982-present
Franklin	1993-present
Frank. & Marsh	1982-present
Fredonia St.	1982-present
Frostburg St.	1982-present
Gallaudet	1982-present
Geneseo St.	1982-present
George Fox	2000-present
Gettysburg	1982-present
Gordon	1989-present
Goucher	1988-present
Green Mountain	2008-present
Greensboro	1982-present
Greenville	1998-present
Grinnell	1982-present
Grove City	1982-present
Guilford	1991-present
Gust. Adolphus	1982-present
Gwynedd-Mercy	1995-present
Hamilton	1982-present
Hamline	1982-present
Hanover	1993-present
Hardin-Simmons	1995-present
Hartwick	1983-present
Haverford	1982-present

Team	Years
Heidelberg	1982-present
Hendrix	1993-present
Hilbert	1993-95, 99-present
Hiram	1982-present
Hollins	1983-present
Hood	1996-present
Hope	1982-present
Howard Payne	1995-present
Hunter	1982-present
Huntingdon	2005-present
Husson	1982-86, 2005-present
Illinois Col.	1982-present
Ill. Wesleyan	1982-present
Immaculata	1990-present
Ithaca	1982-present
John Carroll	1982-present
John Jay	1982-present
Johns Hopkins	1982-present
Johnson & Wales (R.I.)	1998-present
Johnson St.	1982-present
Juniata	1982-present
Kalamazoo	1982-present
Kean	1982-present
Keene St.	1982, 98-present
Kenyon	1982-present
Keuka	1990-present
King's (Pa.)	1982-present
Knox	1982-present
La Roche	1998-present
La Verne	1983-present
LaGrange	2004-present
Lake Erie	1984-87, 98-present
Lake Forest	1982-present
Lakeland	1995-present
Lasell	1999-present
Lawrence	1982-present
Lebanon Valley	1982-present
Lehman	1982-88, 96-present
Lesley	2005-present
LeTourneau	2002-present
Lewis & Clark	1986-89, 99-present
Lincoln (Pa.)	1982-present
Linfield	1999-present
Loras	1987-present
Louisiana Col.	2003-present
Luther	1982-present
Lycoming	1982-present
Lynchburg	1982-present
Macalester	1982-present
MacMurray	1982-present
Me.-Farmington	1982-92, 99-present
Maine Maritime	1997-present
Manchester	1993-present
Manhattanville	1982-present
Maranatha Baptist	2000-present
Marian (Wis.)	1998-present
Marietta	1982-present
Maritime (N.Y.)	1986-89, 93-present
Martin Luther	1996-present
Mary Baldwin	1983-present
Mary Hardin-Baylor	2001-present
Mary Washington	1982-present
Marymount (Va.)	1983-present
Maryville (Mo.)	1982-present
Maryville (Tenn.)	1982-present
Marywood	1983-present
Mass.-Boston	1982-present
Mass.-Dartmouth	1982-present
MIT	1982-present
Mass. Liberal Arts	1982-present
McDaniel	1982-present
McMurry	1998-present
Medaille	2003-present
Medgar Evers	1994-present
Menlo	1998-present
Merchant Marine	2001-present
Meredith	1984-present
Messiah	1982-present
Methodist	1982-present
Middlebury	1982-present
Millikin	1982-present
Mills	1983-present
Millsaps	1982-present
Milwaukee Engr.	1995-present
Misericordia	1993-present
Mississippi Col.	1998-present
Monmouth (Ill.)	1982-present
Montclair St.	1982, 86-present
Moravian	1982-present
Mount Holyoke	1982-present
Mount Ida	2003-present
Mt. St. Joseph	1983, 85,99-present
Mt. St. Mary (N.Y.)	1988-90, 92-present
Mt. St. Vincent	1988-present
Mount Union	1982-present
Muhlenberg	1982-present
Muskingum	1982-present
Nazareth	1984-present
Neb. Wesleyan	1982-present
Neumann	1995-present
New England	1982-83, 98-present
New England Col.	1982-present
TCNJ	1982-present
New Jersey City	1982-present
New Paltz St.	1982-present
New Rochelle	1983-86, 88-present
New York U.	1984-present
Newbury	1998-present
Nichols	1982-present
N.C. Wesleyan	1982-present
North Central (Ill.)	1982-present
North Park	1982-present
Northland	2004-present
Norwich	1982-present
Notre Dame (Md.)	1989-present
Oberlin	1982-present
Occidental	1982-present
Oglethorpe	1993-present
Ohio Northern	1982-present
Ohio Wesleyan	1982-present
Old Westbury	1986-87, 92-present
Olivet	1982-present
Oneonta St.	1982-present
Oswego St.	1982-present
Otterbein	1982-present
Ozarks (Ark.)	1999-present
Pacific (Ore.)	1988, 99-present
Pacific Lutheran	1999-present
Peace	2003-present
Penn St.-Altoona	2003-present
Penn St.-Behrend	1986-present
Phila. Biblical	2000-present
Piedmont	2004-present
Pine Manor	1984-present
Pitt.-Bradford	2000-present
Pitt.-Greenburg	2000-present
Plattsburgh St.	1982-present
Plymouth St.	1982-present
Polytechnic (N.Y.)	2001-present
Pomona-Pitzer	1982-present
Potsdam St.	1982-present
Principia	1982-present
Puget Sound	2000-present
Ramapo	1982-present
Randolph	1983-present
Randolph-Macon	1990-present
Redlands	1983-present
Regis (Mass.)	1984-present
Rensselaer	1982-present
Rhode Island Col.	1982-present
Rhodes	1982-present
Richard Stockton	1982-present
Ripon	1982-present
Rivier	1998-present
Roanoke	1982-present
Rochester	1982-present
Rochester Inst.	1988-present
Rockford	1983-86, 88-present
Roger Williams	1982-present
Rose-Hulman	1996-present
Rosemont	1993-present
Rowan	1982-present
Russell Sage	1994-present
Rust	1982-present
Rutgers-Camden	1982-present
Rutgers-Newark	1982-present
St. Benedict	1984-present
St. Catherine	1983-89, 96-present
St. Elizabeth	1989-present
St. John Fisher	1987-present
St. Joseph (Conn.)	1995-present
St. Joseph's (L.I.)	1998-present
St. Joseph's (Me.)	1982-present
St. Lawrence	1982-present
St. Mary's (Ind.)	1990-present
St. Mary's (Md.)	1982-present
St. Mary's (Minn.)	1983-present
St. Norbert	1982-present
St. Olaf	1982-present
St. Scholastica	1982-present
St. Thomas (Minn.)	1982-present
Salem St.	1982-present
Salisbury	1982-present
Salve Regina	1982-present
Schreiner	2001-present
Scranton	1982-present
Sewanee	1982-present
Shenandoah	1984-present
Simmons	1984-present
Simpson	1982-present
Skidmore	1986-present
Smith	1982-present
Southern Me.	1982-present
Southern Vt.	1998-present
Southwestern (Tex.)	1993-present
Spelman	2006-present
Springfield	1996-present
Staten Island	1982-present
Stephens	1999-present
Stevens Institute	1997-present
Stillman	1982-present
Suffolk	1982-present
Sul Ross St.	1998-present
Susquehanna	1982-present
Swarthmore	1982-present
Texas-Dallas	2003-present
Texas Lutheran	2003-present
Thiel	1982-present
Thomas (Me.)	1982-84, 86-91, 97-present
Thomas More	1991-present
Transylvania	1983-85, 03-present
Trinity (Conn.)	1982-present
Trinity (D.C.)	2001-present
Trinity (Tex.)	1982-present
Tufts	1982-present
Union (N.Y.)	1982-present
Ursinus	1982-present
Utica	1988-present
SUNYIT	1991-present
Vassar	1983-present
Villa Julie	1996-present
Va. Wesleyan	1982-present
Wartburg	1982-present
Wash. & Jeff.	1982-present
Wash. & Lee	1994-present
Washington (Md.)	1994-present
Washington-St. Louis	1982-present
Waynesburg	1991-present
Webster	1986-present
Wellesley	1984-present
Wentworth Inst.	1986-present
Wesley	1987-present
Wesleyan (Conn.)	1982-present
Wesleyan (Ga.)	1994-present
Western Conn. St.	1982-present
Western New Eng.	1982-present
Westfield St.	1982-present
Westminster (Mo.)	1993-present
Westminster (Pa.)	2003-present
Wheaton (Ill.)	1982-present
Wheaton (Mass.)	1983-present
Wheelock	1999-present
Whitman	1986-88, 99-present
Whittier	1982-present
Whitworth	1999-present
Widener	1982-present
Wilkes	1982-present
Willamette	1986-88, 98-present
Wm. Paterson	1982-present
William Smith	1984-present

Team	Years
Williams	1982-present
Wilmington (Ohio)	1991-present
Wilson	1982-85, 96-present
Wis.-Eau Claire	1987-present
Wis.-La Crosse	1983-present
Wis.-Oshkosh	1982-present
Wis.-Platteville	1982-present
Wis.-River Falls	1983-present
Wis.-Stevens Point	1982-present
Wis.-Stout	1982-present
Wis.-Superior	1982-present
Wis.-Whitewater	1982-present
Wis. Lutheran	1998-present
Wittenberg	1982-present
Wooster	1982-present
WPI	1982-present
Worcester St.	1982-present
York (N.Y.)	1982-86, 92-present
York (Pa.)	1982-present

Former Members

Team	Years
Albany (N.Y.)	1982-95
American (P.R.)	1988-89, 91-95
Aquinas	1982-83
Asbury	1993
Berea	1984-94
Binghamton	1982-98
Bishop	1982-87
Boston St.	1982
Buffalo	1982-88
UC San Diego	1982-00
Cal St. San B'dino	1986-91
Cal St. Stanislaus	1982-89
Chowan	1998-06
Columbia	1983-86
Daemen	1986
Dominican (Cal.)	1987-89
Eisenhower	1982
Findlay	1989
George Williams	1983-86
Hellenic	1983-85
Incarnate Word	1983-86
IPFW	1982
Inter American	1982-85
Jamestown	1982
Jarvis Christian	1993-94
Knoxville	1982-86, 88
Lane	1982-88
LeMoyne-Owen	1982-88
Lyndon St.	1982-86
Me.-Presque Isle	1982-83
Miles	1983-88
Milwaukee	1982-86
Minn.-Morris	1982-84
Nasson	1982
NJIT.	1986-97
NYIT	1986
Newport News App.	1982
UNC Greensboro	1982-88
Notre Dame de Namur	1986-88
Pitt.-Johnstown	1983-85
Pratt	1984
Puerto Rico	1982-85
Purchase St.	1982-86
Roosevelt	1982-83
St. Andrews	1982-88
St. Joseph (Ohio)	1984
SCAD	1994-04
Sonoma St.	1982-83
Southern-N.O.	1982-86
Spring Garden	1986-89
Stony Brook	1982-95
Sweet Briar	1983-86
Tougaloo	1982-86
Tri-State	1982-85
Trinity (Ill.)	1986-89
Upsala	1982-95
Upper Iowa	1982-05
Wiley	1992-95
William Penn	1982-04
Yeshiva	1982-83, 86-87

Individual Collegiate Records

Individual Collegiate Records..... 92
Consecutive Records..... 97

Individual Collegiate Records

Single-Game Records

POINTS

Pts.	Div.	Player, Team vs. Opponent	Date
67	II	Jackie Givens, Fort Valley St. vs. Knoxville	Feb. 22, 1991
64	II	Kim Brewington, Johnson C. Smith vs. Livingstone	Jan. 6, 1990
63	II	Jackie Givens, Fort Valley St. vs. LeMoyne-Owen	Feb. 2, 1991
61	III	Ann Gilbert, Oberlin vs. Allegheny	Feb. 6, 1991
61	II	Tysell Bozeman, Felician vs. Dominican (N.Y.)	Dec. 20, 2002
60	I	Cindy Brown, Long Beach St. vs. San Jose St.	Feb. 16, 1987
59	II	Konecka Drakeford, Johnson C. Smith vs. Fayetteville St.	Feb. 18, 1998
59	III	E'Lisa Ladson, Wesleyan (Ga.) vs. Oglethorpe	Dec. 7, 2001
59	II	Cassie King, N.C. Central vs. Bowie St.	March 1, 2005
58	I	Lorri Bauman, Drake vs. Missouri St.	Jan. 6, 1984
58	I	Kim Perrot, La.-Lafayette vs. Southeastern La.	Feb. 5, 1990
58	II	Carolyn Brown, St. Augustine's vs. Tampa	Dec. 5, 1992
58	III	Emily Mullet, East. Mennonite vs. Wash. & Lee	Feb. 7, 2001
57	III	Glenda Gileud, Stillman vs. Miles	Nov. 27, 1996
56	I	Jackie Stiles, Missouri St. vs. Evansville	March 10, 2000

FIELD-GOAL PERCENTAGE
(minimum 14 field goals made)

Pct.	Div.	Player, Team vs. Opponent (FG-FGA)	Date
100.0	I	Kelly Mago, Missouri St. vs. Bradley (20 of 20)	Feb. 18, 1988
100.0	I	Karen Walker, Cornell vs. Penn (15 of 15)	March 3, 1990
100.0	II	Liz Davies, Gannon vs. St. Michael's (15 of 15)	Jan. 28, 1995
100.0	III	Shannon Rexrode, Frostburg St. vs. Pitt.-Bradford (15 of 15)	Dec. 11, 1999
100.0	I	Emma Jones, Ball St. vs. Indiana St. (14 of 14)	Dec. 10, 1985
100.0	I	Tonya Grant, St. Peter's vs. Loyola (Md.) (14 of 14)	Feb. 3, 1990
100.0	I	Myndee Larsen, Southern Utah vs. Youngstown St. (14 of 14)	Jan. 10, 1998
100.0	II	Melanie Carter, Abilene Christian vs. St. Edward's (14 of 14)	Dec. 18, 2001
100.0	II	Kelley Berglund, Seattle Pacific vs. Alas. Anchorage (14 of 14)	Jan. 10, 2002
100.0	I	Gwen Jackson, Tennessee vs. P.R.-Mayaquez (14 of 14)	Nov. 29, 2002
95.0	I	Chantelle Anderson, Vanderbilt vs. Portland St. (19 of 20)	Dec. 23, 2000
94.4	III	Tara Carleton, Randolph vs. Va. Wesleyan (17 of 18)	Jan. 24, 1998
94.1	I	Kayte Christensen, UC Santa Barb. vs. Arizona (16 of 17)	Jan. 14, 2002
94.1	II	Lindsey Dietz, Minn. Duluth vs. Bemidji St. (16 of 17)	Dec. 15, 2002
93.8	I	Myndee Larsen, Southern Utah vs. Western Ill. (15 of 16)	Feb. 14, 1998
93.8	I	DeLisha Milton, Florida vs. Boise St. (15 of 16)	Dec. 21, 1996
93.8	I	Conswella Sparrow, Auburn vs. South Ala. (15 of 16)	Feb. 17, 1998
93.8	II	Jackie Bucher, Abilene Christian vs. Tex. A&M-Commerce (15 of 16)	Feb. 17, 2000
93.8	III	Alicia Davis, Loras vs. Blackburn (15 of 16)	Dec. 28, 2003

THREE-POINT FIELD GOALS

3FG	Div.	Player, Team vs. Opponent	Date
16	II	Ashley Reed, Fairmont St. vs Columbia Union	Dec. 4, 2005
15	III	Michelle Jones, Wm. Paterson vs. New Jersey City	Jan. 9, 1991
12	II	Lara Thornton, California (Pa.) vs. Clarion	March 5, 1994
12	I	Cornelia Gayden, LSU vs. Jackson St.	Feb. 9, 1995
11	II	Lisa Blackmon-Phillips, West Ga. vs. Troy	Feb. 23, 1989
11	II	Christine Keenan, Florida Tech vs. Flagler	Feb. 3, 1992
11	II	Carolyn Brown, St. Augustine's vs. Tampa	Dec. 5, 1992
11	II	Jackie Carter, Virginia St. vs. St. Paul's	Jan. 23, 1993
11	I	Danielle Viglione, Texas vs. Houston	Jan. 29, 1994
11	II	Sharon Harris, Morris Brown vs. Clark Atlanta	Feb. 2, 1994
11	I	Melody Howard, Missouri St. vs. Drake	Feb. 19, 1994
11	II	Laura Satterfield, Mo.-St. Louis vs. Tampa	Nov. 25, 1994
11	I	Vicki Adelman, Western Ill. vs. Southeast Mo. St.	Jan. 11, 1995
11	I	Katrina Robinson, Chicago St. vs. Troy	Jan. 23, 1995
11	II	Jenni Miller, Pittsburg St. vs. Truman	Jan. 28, 1995
11	III	Terri Niles, Salem St. vs. Fitchburg St.	Feb. 11, 1997
11	II	Patrice Peeler, Lees-McRae vs. Mount Olive	Jan. 17, 1998
11	II	Krisztina Hollosy, Ark.-Monticello vs. Ark. Baptist	Dec. 7, 1999
11	III	Kari Pfeifer, Benedictine (Ill.) vs. Concordia Chicago	Feb. 24, 2001
11	III	Lauren D'Ambrosio, New York U. vs. Staten Island	March 9, 2003
11	I	Joy Gallagher, Wagner vs. Boston U.	Dec. 30, 2003
11	II	Stacey Moore, West Liberty St. vs. Salem St.	Feb. 17, 2005
11	III	Kim Drosdik, Thomas (Me.) vs. Bay Path	Feb. 2, 2006
11	III	Mallory Heydorn, Ill. Wesleyan vs. Augustana (Ill.)	Feb. 14, 2007
11	II	Kanani Marshal, Tex. A&M-Commerce vs. Southwestern Okla.	Feb. 24, 2007

THREE-POINT FIELD-GOAL PERCENTAGE
(minimum 7 three-point field goals made)

Pct.	Div.	Player, Team vs. Opponent (3FG-3FGA)	Date
100.0	III	Melissa Young, Gust. Adolphus vs. Macalester (8 of 8)	Jan. 25, 1992
100.0	I	Kristi Brown, Middle Tenn. vs. Tennessee Tech (8 of 8)	Feb. 15, 1992
100.0	III	Nicole Matson, Emmanuel (Mass.) vs. Rivier (8 of 8)	Feb. 25, 1998
100.0	III	Beth Ruether, Washington-St. Louis vs. Sewanee (8 of 8)	Dec. 30, 1998
100.0	II	Reagan Housch, Columbus St. vs. S.C. Upstate (8 of 8)	Jan. 27, 1999
100.0	I	Stacy Frese, Iowa St. vs. Nebraska (8 of 8)	Jan. 28, 1999
100.0	III	Keira Flannagan, Elms vs. Becker (8 of 8)	Feb. 15, 2002
100.0	I	Ashley Linscott, Wagner vs. Long Island (8 of 8)	Jan. 21, 2004
100.0	II	Ashley King, Abilene Christian vs. East Central (8 of 8)	March 2, 2004
100.0	II	Bethanie Mandresch, Queens (N.Y.) vs. Dowling (8 of 8)	Jan. 23, 2007
100.0	I	Angie Evans, William & Mary vs. James Madison (7 of 7)	Jan. 16, 1988
100.0	I	Heather Donlon, Fordham vs. Holy Cross (7 of 7)	Feb. 13, 1990
100.0	II	Denise Nehme, Northern Colo. vs. Minn. St. Mankato (7 of 7)	Jan. 30, 1993
100.0	II	Nancy Somers, Mo. Southern St. vs. Northwest Mo. St. (7 of 7)	March 2, 1993
100.0	I	Meredith Eberspeacher, Rider vs. Wagner (7 of 7)	Jan. 4, 1997
100.0	I	Megan Compain, St. Joseph's vs. Rhode Island (7 of 7)	Jan. 25, 1997
100.0	I	Linda Cummings, Montana vs. Mont. St.-Billings (7 of 7)	Nov. 18, 1998
100.0	I	Alicia Ratay, Notre Dame vs. Rutgers (7 of 7)	Feb. 19, 2000
100.0	III	Jannell Twietmeyer, Alma vs. Defiance (7 of 7)	Nov. 18, 2000
100.0	III	Angelique Cavanaugh, Va. Wesleyan vs. Randolph-Macon (7 of 7)	Jan. 25, 2001
100.0	I	Jenel Stevens, Canisius vs. Stetson (7 of 7)	Nov. 22, 2002
100.0	I	Mandy Kappel, Drake vs. Indiana St. (7 of 7)	March 1, 2003
100.0	I	Jenni Lingor, Missouri St. vs. Evansville (7 of 7)	March 8, 2003
100.0	I	Alissa Kirby, Evansville vs. Bradley (7 of 7)	Feb. 2, 2004
100.0	I	Toni Horvath, Iona vs. Siena (7 of 7)	Feb. 4, 2004
100.0	II	Nicole Quast, Fort Lewis vs. Northwest Nazarene (7 of 7)	Nov. 20, 2004
100.0	III	Kristy Freeman, Lake Forest vs. Chicago (7 of 7)	Nov. 30, 2004
100.0	III	Carolyn Korchik, Hamline vs. St. Thomas (Minn.) (7 of 7)	Dec. 6, 2004
100.0	II	Melissa Woods, Erskine vs. North Greenville (7 of 7)	Jan. 8, 2005

FREE-THROW PERCENTAGE
(minimum 18 free throws made)

Pct.	Div.	Player, Team vs. Opponent (FT-FTA)	Date
100.0	I	Shanika Freeman, Jacksonville St. vs. Fla. Atlantic (22 of 22)	Feb. 6, 2003
100.0	II	Missy Guadagnino, Nova Southeastern vs. Fla. Southern (22 of 22)	Jan. 25, 2006
100.0	I	Kristeena Alexander, George Mason vs. UCF (20 of 20)	Dec. 29, 1996
100.0	I	Liz Beggs, Kent St. vs. St. Bonaventure (20 of 20)	Nov. 19, 2000
100.0	III	Nya Geschke, Wis.-Whitewater vs. Wis.-Stout (20 of 20)	Feb. 21, 2004
100.0	I	Leilani Mitchell, Idaho vs. UC Santa Barb. (20 of 20)	Jan. 8, 2005
100.0	II	Karen Arnold, Millersville vs. Philadelphia U. (19 of 19)	Dec. 11, 1988
100.0	III	Annette Hoffman, Juniata vs. Waynesburg (19 of 19)	Jan. 25, 1993
100.0	I	Shameka Jackson, Alabama St. vs. Hampton (19 of 19)	Dec. 7, 2001
100.0	I	Chris Starr, Nevada vs. San Diego (18 of 18)	Jan. 3, 1984
100.0	I	Holly Jones, Rice vs. UC Santa Barb. (18 of 18)	Nov. 30, 1985
100.0	I	Beth Shearer, American vs. Lehigh (18 of 18)	Dec. 28, 1987
100.0	I	Wendy Scholtens, Vanderbilt vs. Tennessee Tech (18 of 18)	Jan. 11, 1989
100.0	III	Joni Ross, Luther vs. Simpson (18 of 18)	Feb. 25, 1989
100.0	I	Donna Abbott, West Virginia vs. Northern Ill. (18 of 18)	Dec. 29, 1990
100.0	II	Diane Nicholls, Sacred Heart vs. Mass.-Lowell (18 of 18)	Jan. 19, 1991
100.0	II	Tracy Spencer, Shippensburg vs. Clarion (18 of 18)	Jan. 13, 1996
100.0	II	Denise Gallo, Pitt.-Johnstown vs. Alderson-Broaddus (18 of 18)	Feb. 12, 1996
100.0	I	Kristina Behnfeldt, Marshall vs. Miami (Ohio) (18 of 18)	Jan. 20, 1999
100.0	I	Corrin Von Wald, Milwaukee vs. Valparaiso (18 of 18)	Jan. 19, 2000
100.0	III	Jenna Martin, St. Catherine vs. Bethel (Minn.) (18 of 18)	Jan. 14, 2004
100.0	II	Sara Davis, Colo. Christian vs. N.M. Highlands (18 of 18)	Jan. 7, 2006
100.0	I	Mandy Morales, Montana vs. Santa Clara (18 of 18)	Dec. 20, 2006

REBOUNDS

Reb.	Div.	Player, Team vs. Opponent	Date
40	I	Deborah Temple, Delta St. vs. UAB	Feb. 14, 1983
38	III	Andreen Gilpin, Mass.-Boston vs. Rivier	Feb. 11, 1999
37	I	Rosina Pearson, Bethune-Cookman vs. Fla. Memorial	Nov. 16, 1984
36	II	Christine DeSaine, West Va. Tech vs. Ohio Valley	Jan. 30, 1995
35	II	Chanel Hamilton, Dist. Columbia vs. NYIT	Nov. 26, 1982
35	III	Terry Cole, Rutgers-Camden vs. Rowan	Jan. 13, 1983
35	II	Kim Ambrose, Shaw vs. St. Augustine's	Jan. 28, 1984
35	III	Malane Perry, Fitchburg St. vs. Worcester St.	Feb. 8, 1992
35	III	Heather Stewart, New Rochelle vs. St. Joseph's (N.Y.)	Dec. 4, 1997
34	III	Terry Lockwood, St. Elizabeth vs. Mt. St. Vincent	Feb. 8, 1989
34	III	Caroline Leary, Middlebury vs. Emmanuel (Mass.)	Feb. 9, 1991

Reb.	Div.	Player, Team vs. Opponent	Date
34	III	Sayunara Lopez, Lehman vs. St. Joseph's (N.Y.)	Dec. 9, 1996
33	I	Maureen Formico, Pepperdine vs. Loyola Marymount	Feb. 15, 1985
33	III	Tobi Hobbs, Norwich vs. St. Rose	Feb. 11, 1989
33	II	Yolanda Griffith, Fla. Atlantic vs. Florida Int'l	Feb. 27, 1993
33	III	Tiffany Stewart, Cedar Crest vs. Chestnut Hill	Feb. 3, 2001

ASSISTS

Ast.	Div.	Player, Team vs. Opponent	Date
24	II	Joanna Bernabei, West Liberty St. vs. West Virginia St.	Feb. 8, 1997
23	I	Michelle Burden, Kent St. vs. Ball St.	Feb. 6, 1991
23	II	Selina Bynum, Albany St. (Ga.) vs. LeMoyne-Owen	Jan. 13, 1993
23	II	Tina Epps, Clark Atlanta vs. Fisk	Feb. 23, 1996
22	I	Shawn Monday, Tennessee Tech vs. Morehead St.	Feb. 1, 1988
22	I	Veronica Pettry, Loyola (Ill.) vs. Detroit	March 4, 1989
22	I	Tine Freil, Pacific vs. Wichita St.	Dec. 14, 1990
21	I	Amy Bauer, Wisconsin vs. Detroit	Dec. 11, 1988
21	I	Neacole Hall, Alabama St. vs. Southern U.	Jan. 21, 1989
21	III	Tricia Andres, Mills vs. Dominican (Cal.)	Nov. 21, 1991
21	I	Tine Freil, Pacific vs. Fresno St.	March 8, 1992
21	II	Lori Richelderfer, California (Pa.) vs. Millersville	Dec. 10, 1993
21	II	Carla Gladden, St. Augustine's vs. Livingstone	Jan. 27, 1996

BLOCKED SHOTS

Blk.	Div.	Player, Team vs. Opponent	Date
20	II	LaKisha Phifer, St. Paul's vs. Virginia Union	Jan. 23, 1996
18	III	Laurie Miller, East. Mennonite vs. Emory & Henry	Jan. 21, 1995
16	I	Sandora Irvin, TCU vs. UAB	Jan. 16, 2005
15	I	Amy Lundquist, Loyola Marymount vs. Western Ill.	Dec. 20, 1992
15	II	LaKisha Phifer, St. Paul's vs. St. Augustine's	Dec. 5, 1995
15	II	LaKisha Phifer, St. Paul's vs. Norfolk St.	Jan. 13, 1996
15	III	Amy Strand, Mass. Liberal Arts vs. Bridgewater St.	Jan. 20, 1997
14	II	Evija Azace, St. Rose vs. Stonehill	March 9, 1996
14	II	Jenny Crouse, North Dakota vs. St. Cloud St.	Feb. 8, 1997
14	I	Alyssa Shriver, Tulsa vs. Louisiana Tech	Jan. 24, 2002
14	III	Jessica Vitale, Mass. Liberal Arts vs. Bridgewater St.	Feb. 11, 2003
13	I	Stefanie Kasperski, Oregon vs. Western Ky.	Dec. 29, 1987
13	I	Suzanne Johnson, Monmouth vs. Delaware	Dec. 13, 1990
13	I	Shannon Spriggs, Texas-Arlington vs. La.-Monroe	Jan. 7, 1995
13	III	Tamiko Martin, Ferrum vs. Chris. Newport	Feb. 11, 1995
13	II	LaKisha Phifer, St. Paul's vs. Winston-Salem	Feb. 10, 1997
13	II	Jaana Kotova, West Liberty St. vs. Fairmont St.	Feb. 28, 2001
13	II	Stacy Schrader, Le Moyne vs. Bridgewater St.	Nov. 23, 2002
13	III	Erin McKenzie, Hendrix vs. Dallas	Feb. 19, 2003
13	II	Brittany Kroon, Seattle Pacific vs. Northwest Nazarene	Jan. 29, 2004
13	III	Tameika Crimley, Stillman vs. Lane	Feb. 3, 2004
13	III	Courtney Johnson, Pacific Lutheran vs. Linfield	Feb. 6, 2004
13	III	Tameika Crimley, Stillman vs. Albany St. (Ga.)	Feb. 21, 2004
13	I	Shelly Johnson, Morehead St. vs. Samford	Jan. 20, 2005
13	I	Marita Payne, Auburn vs. Arkansas	Feb. 3, 2005
13	I	Ashley Sparkman, Northwestern St. vs. McNeese St.	March 4, 2005

STEALS

Stl.	Div.	Player, Team vs. Opponent	Date
20	II	Kristen Skoglund, St. Anselm vs. Southern N.H.	Jan. 17, 1996
20	III	Enma Rivera, CCNY vs. York (N.Y.)	Jan. 23, 1998
19	III	Sybil Smith, Baruch vs. New Rochelle	Jan. 17, 1996
19	III	Ayana Muhammed, John Jay vs. Bard	Jan. 21, 1999
17	II	Katheryne Hickman, Eastern N.M. vs. Texas Woman's	Feb. 11, 1998
15	III	Enma Rivera, CCNY vs. Mt. St. Vincent	Nov. 28, 1994
15	III	Enma Rivera, CCNY vs. Richard Stockton	Dec. 3, 1994
15	III	Jill St. Germain, Salve Regina vs. Eastern Nazarene	Jan. 25, 1995
15	III	Enma Rivera, CCNY vs. Simon's Rock	Dec. 3, 1995
15	III	Nicole Albert, Cal Lutheran vs. Christian Heritage	Dec. 8, 1995
15	II	Gretchen Prince, West Ala. vs. Oakwood (Ala.)	Nov. 25, 1996
15	III	Shaneequa Ware, Lehman vs. Purchase	Dec. 7, 2000
15	III	Maria Sanchez, Millikin vs. Elmhurst	Jan. 19, 2002

Season Records

(based on qualifiers for annual championship)

POINTS

Player, Team (Division)	Season	G	FG	3FG	FT	Pts.
Jackie Givens, Fort Valley St. (II)	1991	28	369	120	217	*1,075
Jackie Stiles, Missouri St. (I)	2001	35	365	65	267	1,062
Tysell Bozeman, Felician (II)	2003	27	420	31	145	1,016
Cindy Brown, Long Beach St. (I)	1987	35	362	—	250	974
Genia Miller, Cal St. Fullerton (I)	1991	33	376	0	217	969
Sheryl Swoopes, Texas Tech (I)	1993	34	356	32	211	955
Dina Kangas, Minn. Duluth (II)	1991	32	389	9	151	938
Andrea Congreaves, Mercer (I)	1992	28	353	77	142	925
Wanda Ford, Drake (I)	1986	30	390	—	139	919
Chamique Holdsclaw, Tennessee (I)	1998	39	370	9	166	915
Barbara Kennedy, Clemson (I)	1982	31	392	—	124	908
Patricia Hoskins, Mississippi Val. (I)	1989	27	345	13	205	908
Kim Brewington, Johnson C. Smith (II)	1990	28	312	62	222	908
LaTaunya Pollard, Long Beach St. (I)	1983	31	376	—	155	907
Tina Hutchinson, San Diego St. (I)	1984	30	383	—	132	898

**Record.*

SCORING AVERAGE

Player, Team (Division)	Season	G	FG	3FG	FT	Pts.	Avg.
Jackie Givens, Fort Valley St. (II)	1991	28	369	120	217	*1,075	*38.4
Tysell Bozeman, Felician (II)	2003	27	420	31	145	1,016	37.6
Jeannie Demers, Buena Vista (III)	1987	26	385	—	121	891	34.3
Catie Cleary, Pine Manor (III)	1988	20	228	43	175	674	33.7
Patricia Hoskins, Mississippi Val. (I)	1989	27	345	13	205	908	33.6
Glenda Gileud, Stillman (III)	1997	24	324	44	109	801	33.4
Missy Sharer, Grinnell (III)	1991	24	272	33	217	794	33.1
Andrea Congreaves, Mercer (I)	1992	28	353	77	142	925	33.0
Kim Brewington, Johnson C. Smith (II)	1990	28	312	62	222	908	32.4
Konecka Drakeford, Johnson C. Smith (II)	1998	27	339	19	146	843	31.2
Ann Gilbert, Oberlin (III)	1991	24	309	17	114	749	31.2
Deborah Temple, Delta St. (I)	1984	28	373	—	127	873	31.2
Ann Gilbert, Oberlin (III)	1990	25	319	7	133	778	31.1
Jeannie Demers, Buena Vista (III)	1986	25	324	—	129	777	31.1
Andrea Congreaves, Mercer (I)	1993	26	302	51	150	805	31.0

**Record.*

FIELD-GOAL PERCENTAGE

Player, Team (Division)	Season	G	FG	FGA	Pct.
Deidre Williams, Valdosta St. (II)	1996	27	219	288	*76.0
Vanessa Wyffels, Willamette (III)	2005	24	173	233	74.2
Dalonda Newton, Oakland City (II)	1991	22	198	273	72.5
Myndee Larsen, Southern Utah (I)	1998	28	249	344	72.4
Chantelle Anderson, Vanderbilt (I)	2001	34	292	404	72.3
Alicia Davis, Loras (III)	2002	26	222	306	72.5
Deneka Knowles, Southeastern La. (I)	1996	26	199	276	72.1
Barbara Farris, Tulane (I)	1998	27	151	210	71.9
Renay Adams, Tennessee Tech (I)	1991	30	185	258	71.7
Kirsten Vipond, St. Thomas (Minn.) (III)	1998	28	212	297	71.4
Becky Marquardt-King, Lake Superior St. (II)	2006	29	202	284	71.1
Crystal Langhorne, Maryland (I)	2007	34	215	304	70.7
Regina Days, Ga. Southern (I)	1986	27	234	332	70.5
Kari Tufte, Luther (III)	1994	25	202	289	69.9
Angela Watson, Central Ark. (II)	1996	31	211	302	69.9

**Record.*

THREE-POINT FIELD GOALS

Player, Team (Division)	Season	G	3FG
Kanani Marshal, Tex. A&M-Commerce (II)	2007	37	*145
Lisa Blackmon-Phillips, West Ga. (II)	1989	29	138
Reagan Housch, Columbus St. (II)	1999	32	127
Jessica Doane, Baptist Bible (Pa.) (III)	2006	28	127
Lisa McMullen, Alabama St. (I)	1991	28	126
Brenna Holcomb, Whittier (III)	1996	25	123
Laurie Koehn, Kansas St. (I)	2002	34	122
Tara Johnson, West Liberty St. (II)	2003	32	122
Jackie Givens, Fort Valley St. (II)	1991	28	120
Shrieka Evans, Grambling (I)	2000	30	120
Stacey Moore, West Liberty St. (II)	2005	27	120
Brenda Hatchett, Lamar (I)	1991	33	119
Andrea Bertini, Westfield St. (III)	1994	29	119
Tara Johnson, West Liberty St. (II)	2004	31	119
Angel Hall, Anderson (Ind.) (III)	2002	28	117

**Record.*

THREE-POINT FIELD GOALS PER GAME

Player, Team (Division)	Season	G	3FG	Avg.
Brenna Holcomb, Whittier (III)	1996	25	123	*4.92
Lisa Blackmon-Phillips, West Ga. (II)	1989	29	138	4.76
Jessica Doane, Baptist Bible (Pa.) (III)	2006	28	127	4.54
Lisa McMullen, Alabama St. (I)	1991	28	126	4.50
Stacey Moore, West Liberty St. (II)	2005	27	120	4.44
Emily Mullet, East. Mennonite (III)	2001	24	104	4.33
Hannah Wolf, Grinnell (III)	2005	23	99	4.30
Jackie Givens, Fort Valley St. (II)	1991	28	120	4.29
Kim Prewitt, Thomas More (III)	1994	25	107	4.28
Gwen Davis, Bethune-Cookman (I)	1988	26	111	4.27

Player, Team (Division)	Season	G	3FG	Avg.
Angel Hall, Anderson (Ind.) (III)	2002	28	117	4.18
Hannah Wolf, Grinnell (III)	2006	18	75	4.17
Janell Gerk, S.C.-Aiken (II)	2000	27	111	4.11
Andrea Bertini, Westfield St. (III)	1994	29	119	4.10
Sheila Leopold, Lincoln (Mo.) (II)	1996	26	106	4.08

**Record.*

THREE-POINT FIELD-GOAL PERCENTAGE

Player, Team (Division)	Season	G	3FG	3FGA	Pct.
Ellen Thompson, Rhodes (III)	1989	23	54	90	*60.0
Heather Donlon, Fordham (I)	1990	29	50	87	57.5
Missie Burns, Berea (III)	1993	20	56	99	56.6
Durene Heisler, North Dakota (II)	1990	31	63	112	56.3
Becky Mauck, North Ala. (II)	1998	25	45	80	56.3
Tracy Ragatz, UC San Diego (III)	1988	25	48	86	55.8
Suzy Carlson, Rose-Hulman (III)	2005	26	63	113	55.8
Jeannette Yeoman, St. Joseph's (Ind.) (II)	1990	30	45	81	55.6
Kathy Halligan, Creighton (I)	1992	32	72	130	55.4
Krista Bernadt, Wayne St. (Neb.) (II)	2000	28	73	132	55.3
Honey Brown, Maryville (Tenn.) (III)	1993	26	40	73	54.8
Alicia Ratay, Notre Dame (I)	2001	36	81	148	54.7
Jill Morton, Louisville (I)	2000	27	69	129	53.5
Lori Towle, Bowdoin (III)	1992	17	31	58	53.4
Sue Spielbauer, William Penn (III)	1996	25	56	105	53.3

**Record.*

FREE-THROW PERCENTAGE

Player, Team (Division)	Season	G	FT	FTA	Pct.
Adrienne Squire, Penn St. (I)	2006	29	80	83	*96.4
Shanna Zolman, Tennessee (I)	2004	35	88	92	95.7
Valerie Kepner, Baldwin-Wallace (III)	1989	25	63	66	95.5
Suzy Carlson, Rose-Hulman (III)	2006	25	123	129	95.3
Ginny Doyle, Richmond (I)	1992	29	96	101	95.0
Jill Marano, La Salle (I)	2003	29	88	93	94.6
Sue Bird, Connecticut (I)	2002	39	98	104	94.2
Paula Corder-King, Southeast Mo. St. (I)	1999	28	111	118	94.1
Amber Rutherford, North Ala. (II)	2007	26	134	143	93.7
Kandi Brown, Morehead St. (I)	2003	28	104	111	93.7
Linda Cyborski, Delaware (I)	1991	29	74	79	93.7
Kandi Brown, Morehead St. (I)	2002	29	74	79	93.7
Kristin Iwanaga, California (I)	2005	29	85	91	93.4
Katie Murphy, IUPUI (II)	1996	23	84	90	93.3
Whitney Sykes, SIU Edwardsville (II)	2007	29	112	120	93.3

**Record.*

REBOUNDS

Player, Team (Division)	Season	G	Reb.
Francine Perry, Quinnipiac (II)	1982	28	*635
Carla Gadsden, New Jersey City (III)	1982	27	579
Courtney Paris, Oklahoma (I)	2006	36	539
Wanda Ford, Drake (I)	1985	30	534
Lachelle Lyles, Southeast Mo. St. (I)	2007	31	527
Courtney Paris, Oklahoma (I)	2007	33	526
Sybil Smith, Baruch (III)	1995	22	523
Toni Goodman, Hampton (II)	1982	33	507
Wanda Ford, Drake (I)	1986	30	506
Anne Donovan, Old Dominion (I)	1983	35	504
Yvonnie Owens, Clark Atlanta (II)	1985	31	502
Heather Stewart, New Rochelle (III)	1998	24	494
Sandra Ivory, Rust (III)	1984	31	493
Stacy Carr, Va. Wesleyan (III)	1990	27	489
Darlene Jones, Mississippi Val. (I)	1983	31	487

**Record.*

REBOUND AVERAGE

Player, Team (Division)	Season	G	Reb.	Avg.
Sybil Smith, Baruch (III)	1995	22	523	*23.8
Francine Perry, Quinnipiac (II)	1982	28	*635	22.7
Terry Lockwood, St. Elizabeth (III)	1989	21	461	22.0
Carla Gadsden, New Jersey City (III)	1982	27	579	21.4
Chanel Hamilton, Dist. Columbia (II)	1983	19	399	21.0
Heather Stewart, New Rochelle (III)	1998	24	494	20.6
Caroline Leary, Middlebury (III)	1991	20	402	20.1
Norma Knight, Norfolk St. (II)	1982	25	465	18.6
Rosina Pearson, Bethune-Cookman (I)	1985	26	480	18.5
Norma Knight, Norfolk St. (II)	1983	26	472	18.2
Stacy Carr, Va. Wesleyan (III)	1990	27	489	18.1
Von Fulmore, N.C. Central (II)	1986	26	464	17.8
Wanda Ford, Drake (I)	1985	30	534	17.8
Dawn Webb, Salisbury (III)	1989	27	480	17.8
Malane Perry, Fitchburg St. (III)	1992	25	443	17.7
Sayunara Lopez, Lehman (III)	1998	25	442	17.7

**Record.*

ASSISTS

Player, Team (Division)	Season	G	Ast.
Suzie McConnell, Penn St. (I)	1987	30	*355
Suzie McConnell, Penn St. (I)	1986	32	338
Tine Freil, Pacific (I)	1990	29	321
Neacole Hall, Alabama St. (I)	1989	29	319
Neacole Hall, Alabama St. (I)	1988	28	318
Faith Mimnaugh, Loyola (Ill.) (I)	1985	27	316
Andrea Nagy, Florida Int'l (I)	1995	32	315
Selina Bynum, Albany St. (Ga.) (II)	1992	26	309
Lisa Rice, Norfolk St. (II)	1993	31	305
Tonja Sanders, Rust (III)	1990	26	303
Suzy Venet, Mount Union (III)	1998	32	303
Katie LaViolette, Concordia-St. Paul (II)	2007	32	297
Angela Hewlett, Portland St. (II)	1992	34	296
Joanna Bernabei, West Liberty St. (II)	1997	29	296
Joanna Bernabei, West Liberty St.	1996	30	294

**Record.*

ASSIST AVERAGE

Player, Team (Division)	Season	G	Ast.	Avg.
Selina Bynum, Albany St. (Ga.) (II)	1992	26	309	*11.9
Suzie McConnell, Penn St. (I)	1987	30	*355	11.8
Faith Mimnaugh, Loyola (Ill.) (I)	1985	27	316	11.7
Tonja Sanders, Rust (III)	1990	26	303	11.7
Neacole Hall, Alabama St. (I)	1988	28	318	11.4
Tine Freil, Pacific (I)	1990	29	321	11.1
Neacole Hall, Alabama St. (I)	1989	29	319	11.0
Kristie Delbrugge, Frostburg St. (III)	1989	25	273	10.9
Karen Barefoot, Chris. Newport (III)	1994	25	273	10.9
Selina Bynum, Albany St. (Ga.) (II)	1993	26	280	10.8
Gaynor O'Donnell, East Caro. (I)	1993	28	300	10.7
La'Terrica Dobin, Northwestern St. (I)	2003	28	298	10.6
Suzie McConnell, Penn St. (I)	1986	32	338	10.6
Kim Skala, East Tenn. St. (I)	1986	27	285	10.6
Selina Bynum, Albany St. (Ga.) (II)	1991	26	274	10.5

**Record.*

BLOCKED SHOTS

Player, Team (Division)	Season	G	Blk.
LaKisha Phifer, St. Paul's (II)	1996	25	*219
Cori Carson, Marymount (Va.) (III)	1996	30	205
Rebecca Hanson, Pace (II)	1994	31	194
Cori Carson, Marymount (Va.) (III)	1997	30	185
LaKisha Phifer, St. Paul's (II)	1997	26	168
Tamiko Martin, Ferrum (III)	1995	27	167
Lauren Harris, Kennesaw St. (II)	2005	30	161
Jaana Kotova, West Liberty St. (II)	2001	30	159
Stacy Schrader, Le Moyne (II)	2002	31	159
Tameika Crimley, Stillman (III)	2004	25	156
Jenny Crouse, North Dakota (II)	1999	32	152
Amie Williams, Jackson St. (I)	2003	29	152
Ashley Katch, Simpson (III)	2007	30	152
Michelle Wilson, Texas Southern (I)	1989	27	151
Alison Bales, Duke (I)	2007	34	151

**Record.*

BLOCKED-SHOT AVERAGE

Player, Team (Division)	Season	G	Blk.	Avg.
LaKisha Phifer, St. Paul's (II)	1996	25	*219	*8.8
Monica Fitzgerald, Lincoln (Pa.) (III)	1994	18	132	7.3
Cori Carson, Marymount (Va.) (III)	1996	30	205	6.8
LaKisha Phifer, St. Paul's (II)	1997	26	168	6.5
Rebecca Hanson, Pace (II)	1994	31	194	6.3
Tameika Crimley, Stillman (III)	2004	25	156	6.2
Tamiko Martin, Ferrum (III)	1995	27	167	6.2
Megan Rulon, Rutgers-Camden (III)	2006	22	136	6.2
Cori Carson, Marymount (Va.) (III)	1997	30	185	6.2
LaKisha Phifer, St. Paul's (II)	1999	25	146	5.8
Michelle Wilson, Texas Southern (I)	1989	27	151	5.6
Karin Schaller, Bluffton (III)	2004	21	115	5.5
Liza Janssen, Wellesley (III)	1993	27	145	5.4
Lauren Harris, Kennesaw St. (II)	2005	30	161	5.4
Janet Kasinger, Benedictine (Ill.) (III)	1994	23	123	5.3
Jaana Kotova, West Liberty St. (II)	2001	30	159	5.3
Denise Hogue, Col. of Charleston (I)	1992	28	147	5.3

**Record.*

STEALS

Player, Team (Division)	Season	G	Stl.
Hayley Blue, Charleston (W.V.) (II)	1999	28	*192
Natalie White, Florida A&M (I)	1995	30	191

Player, Team (Division)	Season	G	Stl.
Carone Harris, Central Ark. (II)	2005	35	190
Carone Harris, Central Ark. (II)	2002	31	188
Jehan Clark, New York U. (III)	1999	28	182
Evita Esteves, Emmanuel (Mass.) (III)	2003	30	179
Enma Rivera, CCNY (III)	1996	24	178
Jenn Denby, Rowan (III)	1997	28	178
Thais Palmer, CCNY (III)	1994	26	175
Natalie White, Florida A&M (I)	1994	28	172
Crystal Robinson, Rutgers-Newark (III)	1995	24	171
Gema Robles, Millersville (II)	2003	29	171
Jill St. Germain, Salve Regina (III)	1995	27	170
Amanda Poppleton, Notre Dame (Md.) (III)	2003	27	169
Heidi Caruso, Lafayette (I)	1993	28	168

**Record.*

STEAL AVERAGE

Player, Team (Division)	Season	G	Stl.	Avg.
Enma Rivera, CCNY (III)	1996	24	178	*7.4
Crystal Robinson, Rutgers-Newark (III)	1995	24	171	7.1
Hayley Blue, Charleston (W.V.) (II)	1999	28	*192	6.9
Colleen McCrave, Bates (III)	1996	24	163	6.8
Thais Palmer, CCNY (III)	1994	26	175	6.7
Crystal Robinson, Rutgers-Newark (III)	1994	21	139	6.6
Samantha Donaldson, John Jay (III)	1997	25	165	6.6
Jehan Clark, New York U. (III)	1999	28	182	6.5
Dawn Klein, St. Joseph's (L.I.) (III)	1998	24	155	6.5
Natalie White, Florida A&M (I)	1995	30	191	6.4
Jenn Denby, Rowan (III)	1997	28	178	6.4
Jill St. Germain, Salve Regina (III)	1995	27	170	6.3
Amanda Poppleton, Notre Dame (Md.) (III)	2003	27	169	6.3
Alicia LaValley, Plattsburgh St. (III)	1993	24	149	6.2
Judith Mendez, St. Elizabeth (III)	1997	19	117	6.2

**Record.*

Career Records

POINTS

Player, Team (Division)	Seasons	G	FG	3FG	FT	Pts.
Jackie Stiles, Missouri St. (I)	1998-01	129	1,160	221	852	*3,393
Jeannie Demers, Buena Vista (III)	1984-87	105	*1,386	—	399	3,171
Patricia Hoskins, Mississippi Val. (I)	1985-89	110	1,196	24	706	3,122
Lorri Bauman, Drake (I)	1981-84	120	1,104	—	*907	3,115
Chamique Holdsclaw, Tennessee (I)	1995-99	148	1,233	36	523	3,025
Cheryl Miller, Southern California (I)	1983-86	128	1,159	—	700	3,018
Cindy Blodgett, Maine (I)	1994-98	118	1,055	219	676	3,005
LaToya Thomas, Mississippi St. (I)	1999-03	125	1,119	34	709	2,981
Valorie Whiteside, Appalachian St. (I)	1984-88	116	1,153	0	638	2,944
Kelly Mazzante, Penn St. (I)	2000-04	133	1,051	357	460	2,919
Joyce Walker, LSU (I)	1981-84	117	1,259	—	388	2,906
Sandra Hodge, New Orleans (I)	1981-84	107	1,194	—	472	2,860
Dina Kangas, Minn. Duluth (II)	1988-91	124	1,170	25	445	2,810
Andrea Congreaves, Mercer (I)	1989-93	108	1,107	153	429	2,796
Meegan Garrity, Clark (Mass.) (III)	1994-97	112	913	368	599	2,793

**Record.*

SCORING AVERAGE
(minimum 1,500 points)

Player, Team (Division)	Seasons	G	FG	3FG	FT	Pts.	Avg.
Ann Gilbert, Oberlin (III)	1990-91	49	625	24	247	1,527	*31.2
Jeannie Demers, Buena Vista (III)	1984-87	105	*1,386	—	399	3,171	30.2
Patricia Hoskins, Mississippi Val. (I)	1985-89	110	1,196	24	706	3,122	28.4
Paulette King, Florida Tech (II)	1992-93	59	632	2	402	1,668	28.3
Sandra Hodge, New Orleans (I)	1981-84	107	1,194	—	472	2,860	26.7
Jackie Stiles, Missouri St. (I)	1998-01	129	1,160	221	852	*3,393	26.3
Lorri Bauman, Drake (I)	1981-84	120	1,104	—	*907	3,115	26.0
Andrea Congreaves, Mercer (I)	1989-93	108	1,107	153	429	2,796	25.9
Cindy Blodgett, Maine (I)	1994-98	118	1,055	219	676	3,005	25.5
Valorie Whiteside, Appalachian St. (I)	1984-88	116	1,153	0	638	2,944	25.4
Shannon Williams, Valdosta St. (II)	1987-80	105	1,003	0	630	2,636	25.1
Ronda Jo Miller, Gallaudet (III)	1997-00	106	1,090	18	458	2,656	25.1
Meegan Garrity, Clark (Mass.) (III)	1994-97	112	913	368	599	2,793	24.9
Joyce Walker, LSU (I)	1981-84	117	1,259	—	388	2,906	24.8
Stacey Cunningham, Shippensburg (II)	1982-84	71	692	—	379	1,763	24.8

**Record.*

FIELD-GOAL PERCENTAGE
(minimum 400 field goals made)

Player, Team (Division)	Seasons	G	FG	FGA	Pct.
Tamika Williams, Connecticut (I)	1999-03	132	560	797	*70.3
Alicia Davis, Loras (III)	2001-04	107	721	1,049	68.7
Deneka Knowles, Southeastern La. (I)	1992-96	106	578	849	68.1
Deidre Williams, Valdosta St. (II)	1993-96	106	490	725	67.6
Lidiya Varbonova, Boise St. (I)	1990-94	107	754	1,119	67.4
Angela Watson, Central Ark. (II)	1993-96	112	757	1,127	67.2
Becky Marquardt-King, Lake Superior St. (II)	2003-06	118	582	874	66.6
Tracy Payne, St. Joseph's (Ind.) (II)	1986-89	118	751	1,147	65.5
Jackie Bucher, Abilene Christian (II)	1998-00	68	538	826	65.1
Regina Days, Ga. Southern (I)	1984-88	111	835	1,282	65.1
Michelle Lieber, Wyoming/Mont. St.-Billings (I/II)	2004, 05-07	110	492	756	65.1
Kari Tufte, Luther (III)	1993-96	102	775	1,191	65.1
Chantelle Anderson, Vanderbilt (I)	1999-03	137	1,020	1,568	65.1
Kelly Lyons, Old Dominion (I)	1986-90	122	887	1,373	64.6
Renay Adams, Tennessee Tech (I)	1987-91	120	600	931	64.4

**Record.*

THREE-POINT FIELD GOALS

Player, Team (Division)	Seasons	G	3FG
Laurie Koehn, Kansas St. (I)	2002-05	121	*392
Erin Thorn, BYU (I)	1999-03	127	391
Lorie Martinez, Tex. A&M-Kingsville (II)	1998-01	117	385
Kim MacMillan, Long Island/St. John's (N.Y.) (I)	2000-04	117	379
Meegan Garrity, Clark (Mass.) (III)	1994-97	112	368
Sarah Condra, Christian Bros. (II)	2000-02, 04	114	368
Amy Coon, Clarion (II)	1991-94	121	365
Kim Graf, Kenyon (III)	1994-97	101	365
Jenni Miller, Pittsburg St. (II)	1994-97	111	364
Jessica Doane, Baptist Bible (Pa.) (III)	2004-07	107	364
Julie Krommenhoek, Utah (I)	1994-98	117	362
Kelly Mazzante, Penn St. (I)	2000-04	133	357
Rachel Redick, Glenville St. (II)	2004-07	134	352
Candice Eyerman, Waynesburg (III)	2003-06	101	351
Megan Mackey, Geneseo St. (III)	1995-98	108	350

**Record.*

THREE-POINT FIELD GOALS PER GAME
(minimum 150 three-point field goals made)

Player, Team (Division)	Seasons	G	3FG	Avg.
Lisa Blackmon-Phillips, West Ga. (II)	1988-89	51	219	*4.29
Lisa McMullen, Alabama St. (I)	1989-91	56	224	4.00
Autumn Hollyfield, Cal St. Fullerton (I)	1993-95	40	155	3.88
Angel Hall, Anderson (Ind.) (III)	2001-04	82	315	3.84
Leslee Rogers, La Verne (III)	1995-96	51	192	3.76
Kanani Marshal, Tex. A&M-Commerce (III)	2006-07	66	242	3.67
Vicki Fuess, SUNYIT (III)	1992-93	49	179	3.65
Betsy Bergdoll, Queens (N.C.) (II)	1991-93	81	294	3.63
Kim Graf, Kenyon (III)	1994-97	101	365	3.61
Brenna Holcomb, Whittier (III)	1994-97	96	339	3.53
Candice Eyerman, Waynesburg (III)	2003-06	101	351	3.48
Kim Prewitt, Thomas More (III)	1993-95	71	242	3.41
Jessica Doane, Baptist Bible (Pa.) (III)	2004-07	107	364	3.40
Sandi Bittler, Princeton (I)	1987-90	73	246	3.37
Brenda Hatchett, Lamar (I)	1990-92	56	188	3.36

**Record.*

THREE-POINT FIELD-GOAL PERCENTAGE
(minimum 150 three-point field goals made)

Player, Team (Division)	Seasons	G	3FG	3FGA	Pct.
Ellen Thompson, Rhodes (III)	1989-92	99	204	416	*49.0
Alicia Ratay, Notre Dame (I)	1999-03	130	262	550	47.6
Suzy Carlson, Rose-Hulman (III)	2004-07	87	153	322	47.5
Angie Dobbs, Navy (II)	1989-91	73	160	340	47.1
Jen Swinehart, Baldwin-Wallace (III)	1996-99	112	170	364	46.7
Erin Maher, Harvard (I)	1989-93	103	261	559	46.7
Jana Crosby, Houston (I)	1988-90	57	161	345	46.7
Caroline Williams, Vanderbilt (I)	2004-07	115	238	512	46.5
Greta Fadness, Alas. Anchorage (II)	1988-91	105	164	353	46.5
JoEllen Dickert, Carthage (III)	1989-92	102	139	300	46.3
Heather Donlon, Fordham (I)	1989-93	116	233	504	46.2
Sandi Bittler, Princeton (I)	1987-90	73	246	534	46.1
Kelly Morrison, DePauw (III)	1996-99	107	221	481	45.9
Kathy Halligan, Creighton (I)	1988-92	115	309	680	45.4
Stacy Frese, Iowa St. (I)	1996-00	126	293	648	45.2
Jennifer Azzi, Stanford (I)	1986-90	95	191	423	45.2

**Record.*

FREE-THROW PERCENTAGE
(minimum 250 free throws made)

Player, Team (Division)	Seasons	G	FT	FTA	Pct.
Kandi Brown, Morehead St. (I)	2000-04	114	357	390	*91.5
Brooke Lassiter, Louisiana Tech (I)	1998-02	128	269	294	91.5
Angel Hall, Anderson (Ind.) (III)	2001-04	82	323	361	89.5
Suzy Carlson, Rose-Hulman (III)	2004-07	87	406	456	89.0
Darlene Hildebrand, Philadelphia U. (II)	1992-95	120	547	618	88.5
Cyndi Valentin, Indiana (I)	2003-06	118	403	457	88.2
Karyn Creager, Northern Ky. (II)	2004-07	117	287	327	87.8
Beth Bergmann, Emory (III)	2004-07	98	299	341	87.7
Kerri Lang, St. Anselm (II)	1988-91	116	369	421	87.6
Karen Murray, Washington (I)	1981-84	107	269	307	87.6
Katie Kelly, Eastern Ky. (I)	2000-04	117	562	642	87.5
Susan Robinson, Penn St. (I)	1988-92	122	487	557	87.4
Lisa Goodin, Eastern Ky. (I)	1981-84	111	526	602	87.4
Jennifer Cole, La Salle (I)	1989-93	116	398	456	87.3
Alicia Ratay, Notre Dame (I)	1999-03	130	387	444	87.2
Julie Briody, New Mexico (I)	2004-07	122	312	358	87.2

**Record.*

REBOUNDS

Player, Team (Division)	Seasons	G	Reb.
Wanda Ford, Drake (I)	1983-86	117	*1,887
Patricia Hoskins, Mississippi Val. (I)	1985-89	110	1,662
Francine Perry, Quinnipiac (II)	1982-85	103	1,626
Stacey Gillespie, Mercy (II)	1983-86	117	1,617
Ronda Jo Miller, Gallaudet (III)	1997-00	106	1,545
Heather Stewart, New Rochelle (III)	1997-00	92	1,540
Cheryl Miller, Southern California (I)	1983-86	128	1,534
Cheryl Taylor, Tennessee Tech (I)	1983-87	120	1,532
Tracy Linton, Jacksonville St. (II)	1990-93	116	1,530
Marilyn Stephens, Temple (I)	1981-84	117	1,519
Ashley Totedo, Shippensburg (II)	1996-99	127	1,489
Joy Jeter, New Haven (II)	1986-89	122	1,486
Olivia Bradley, West Virginia (I)	1982-85	117	1,484
Kimberly Oates, Fort Valley St. (II)	1986-89	110	1,448
Judy Mosley, Hawaii (I)	1986-90	114	1,441

**Record.*

REBOUND AVERAGE
(minimum 800 rebounds)

Player, Team (Division)	Seasons	G	Reb.	Avg.
Norma Knight, Norfolk St. (II)	1982-83	51	937	*18.4
Sybil Smith, Baruch (III)	1993-96	66	1,170	17.7
Caroline Leary, Middlebury (III)	1989-92	81	1,364	16.8
Heather Stewart, New Rochelle (III)	1997-00	92	1,540	16.7
Tina Shaw, Bishop (III)	1982-84	71	1,168	16.5
Wanda Ford, Drake (I)	1983-86	117	*1,887	16.1
Francine Perry, Quinnipiac (II)	1982-85	103	1,626	15.8
Patricia Hoskins, Mississippi Val. (I)	1985-89	110	1,662	15.1
Liza Janssen, Wellesley (III)	1991-94	94	1,403	14.9
Ronda Jo Miller, Gallaudet (III)	1997-00	106	1,545	14.6
Molly Lackman, Immaculata (III)	1991-94	94	1,353	14.4
Sherry Patterson, Wm. Paterson (III)	1984-87	90	1,289	14.3
Jean Millen, Bloomsburg (II)	1983-86	66	940	14.2
Leslie Rushton, Drew (III)	1982-84	63	895	14.2
Tarcha Hollis, Grambling (I)	1988-91	85	1,185	13.9

**Record.*

ASSISTS

Player, Team (Division)	Seasons	G	Ast.
Suzie McConnell, Penn St. (I)	1984-88	128	*1,307
Andrea Nagy, Florida Int'l (I)	1991-95	125	1,165
Joanna Bernabei, West Liberty St. (II)	1994-97	116	1,107
Tine Freil, Pacific (I)	1989-93	111	1,088
Lisa Rice, Norfolk St. (II)	1992-95	124	1,067
Karen Barefoot, Chris. Newport (III)	1991-94	108	1,002
Shanya Evans, Providence (I)	1987-91	121	987
Ticha Penicheiro, Old Dominion (I)	1994-98	133	939
Selina Bynum, Albany St. (Ga.) (II)	1990-93	107	927
La'Terrica Dobin, Northwestern St. (I)	2000-04	113	921
Yolanda Paige, West Virginia (I)	2002-05	120	902
Kelly West, West Liberty St. (II)	2001-04	124	899
Dalma Ivanyi, Florida Int'l (I)	1995-99	106	896
Nancy Kennelly, Northwestern (I)	1989-93	116	892
Neacole Hall, Alabama St. (I)	1985-89	84	869

**Record.*

ASSIST AVERAGE
(minimum 500 assists)

Player, Team (Division)	Seasons	G	Ast.	Avg.
Neacole Hall, Alabama St. (I)	1986-89	84	869	*10.4
Suzie McConnell, Penn St. (I)	1984-88	128	*1,307	10.2
Tonja Sanders, Rust (III)	1989-92	68	669	9.84
Tine Freil, Pacific (I)	1989-93	111	1,088	9.80
Joanna Bernabei, West Liberty St. (II)	1994-97	116	1,107	9.54
Andrea Nagy, Florida Int'l (I)	1991-95	125	1,165	9.32
Karen Barefoot, Chris. Newport (III)	1991-94	108	1,002	9.28
Hayley Lystlund, Augusta St. (II)	1994-96	56	510	9.11
Lorraine Lynch, Dist. Columbia (II)	1993-96	74	650	8.78
Selina Bynum, Albany St. (Ga.) (II)	1990-93	107	927	8.66
Lisa Rice, Norfolk St. (II)	1992-95	124	1,067	8.60
Dalma Ivanyi, Florida Int'l (I)	1995-99	106	896	8.45
Tara Reardon, Queens (N.Y.) (II)	1989-90, 93	73	617	8.45
Shanya Evans, Providence (I)	1987-91	121	987	8.16
Alisa DeBonaventure, Delaware Valley (III)	1999-01	78	636	8.15
La'Terrica Dobin, Northwestern St. (I)	2001-04	113	921	8.15

**Record.*

BLOCKED SHOTS

Player, Team (Division)	Seasons	G	Blk.
LaKisha Phifer, St. Paul's (II)	1996-97, 99	76	*533
Jenny Crouse, North Dakota (II)	1996-99	127	494
Rebecca Hanson, Pace (II)	1991-94	119	485
Cori Carson, Upsala/Marymount (Va.) (III)	1994, 96-97	85	485
Sandora Irvin, TCU (I)	2002-05	127	480
Brooke McAfee, IUPUI (I)	2003-06	111	447
Alison Bales, Duke (I)	2004-07	129	434
Genia Miller, Cal St. Fullerton (I)	1987-91	118	428
Brittney Kroon, Seattle Pacific (II)	2003-06	121	419
Heidi Gillingham, Vanderbilt (I)	1990-94	128	413
Zane Teilane, Western Ill. (I)	2003-06	106	406
Erin McKenzie, Hendrix (III)	2003-06	106	402
Angela Grave, Wilson (III)	1997-00	90	400
Rebecca Lobo, Connecticut (I)	1991-95	126	396
Aukse Steponaviciute, Abilene Christian (II)	1994-97	123	392

**Record.*

BLOCKED-SHOT AVERAGE
(minimum 200 blocked shots)

Player, Team (Division)	Seasons	G	Blk.	Avg.
LaKisha Phifer, St. Paul's (II)	1996-97, 99	76	*533	*7.01
Cori Carson, Upsala/Marymount (Va.) (III)	1994, 96-97	85	485	5.71
Janet Kasinger, Benedictine (Ill.) (III)	1993-94	45	236	5.24
Liza Janssen, Wellesley (III)	1993-94	49	238	4.86
Kim Stumpf, Whittier (III)	1993-94	46	221	4.80
Tonya Roper, Wingate (II)	1993-94	56	267	4.77
Amie Williams, Jackson St. (I)	2002-04	59	279	4.73
Tamiko Martin, Ferrum (III)	1993-95	77	355	4.61
Angela Grove, Wilson (III)	1997-00	90	400	4.44
Jaana Kotova, West Liberty St. (II)	2001-02	58	251	4.33
Rebecca Hanson, Pace (II)	1991-94	119	485	4.08
Brooke McAfee, IUPUI (I)	2003-06	111	447	4.03
Jenny Crouse, North Dakota (II)	1996-99	127	494	3.89
Chris Enger, San Diego (I)	1989-93	96	372	3.88
Zane Teilane, Western Ill. (I)	2003-06	106	406	3.83

**Record.*

STEALS

Player, Team (Division)	Seasons	G	Stl.
Carone Harris, Central Ark. (II)	2002-05	132	*667
Natalie White, Florida A&M (I)	1991-95	113	624
Hayley Blue, Charleston (W.V.) (II)	1996-99	113	605
Ticha Penicheiro, Old Dominion (I)	1994-98	133	591
Colleen McCrave, Bates (III)	1996-99	99	573
Amanda Poppleton, Notre Dame (Md.) (III)	2000-03	106	573
Heidi Caruso, Lafayette (I)	1990-94	113	532
Kim Manifesto, Portland St. (II)	1992-96	119	525
Jenn Denby, Rowan (III)	1995-98	106	505
$Lisa Villalta, Montclair St. (III)	1993-97	105	487
Diana Lopez, Regis (Colo.) (II)	2004-07	121	472
Shiakiea Carter, Grambling (I)	1994-98	116	469
Tammy Walsh, Southampton (II)	1994-97	111	465
Latrese McNair, New Jersey City (III)	2004-07	99	461
Stacy Coffey, Oklahoma St. (I)	1992-96	118	458

**Record. $Received hardship for fifth year.*

STEAL AVERAGE
(minimum 200 steals)

Player, Team (Division)	Seasons	G	Stl.	Avg.
Enma Rivera, CCNY (III)	1995-96, 98-99	60	435	*7.25
Colleen McCrave, Bates (III)	1996-99	99	573	5.79
Angel Esposito, Elms (III)	1993-95	69	389	5.64
Natalie White, Florida A&M (I)	1991-95	113	624	5.52
Amanda Poppleton, Notre Dame (Md.) (III)	2000-03	106	573	5.41
Hayley Blue, Charleston (W.V.) (II)	1996-99	113	605	5.40
Sybil Smith, Baruch (III)	1993-96	66	355	5.38
Alfreda Jefferson, Delaware St. (I)	1994-96	52	279	5.37
Oberon Pitterson, Western Ill. (I)	1991-95	56	295	5.27
Julie Rando, Regis (Mass.) (III)	1993-94	50	255	5.10
Carone Harris, Central Ark. (II)	2002-05	132	*667	5.05
Lorraine Lynch, Dist. Columbia (II)	1993-96	74	370	5.00
Neacole Hall, Alabama St. (I)	1987-89	57	281	4.93
Karen Barefoot, Chris. Newport (III)	1993-94	53	258	4.87
Jenn Denby, Rowan (III)	1995-98	106	505	4.76
Sheila Zephir, Brooklyn (III)	1998-01	93	443	4.76

**Record.*

Consecutive Records

Free Throws

GAME

FTs	Div.	Player, Team vs. Opponent	Date
22	I	Shanika Freeman, Jacksonville St. vs. Fla. Atlantic	Feb. 6, 2003
22	II	Missy Gaudagnino, Nova Southeastern vs. Fla. Southern	Jan. 25, 2006
21	II	Candace Fincher, Valdosta St. vs. West Ala.	Jan. 25, 1986
20	III	Sharon Rines, St. Joseph's (Me.) vs. Emmanuel (Mass.)	Jan. 26, 1993
20	III	Nya Geschke, Wis.-Whitewater vs. Wis.-Stout	Feb. 21. 2004

SEASON

FTs	Div.	Player, Team	Year(s)
61	III	Valerie Kepner, Baldwin-Wallace	1988-89
60	I	Ginny Doyle, Richmond	1991-92
53	II	Denise Gallo, Pitt.-Johnstown	1995-96
53	I	Katie Miller, UNI	1999-00

CAREER

FTs	Div.	Player, Team	Year(s)
69*	III	Jamie Visness, Concordia-M'head	2002-03
66	I	Ginny Doyle, Richmond	1991-92
53	II	Denise Gallo, Pitt.-Johnstown	1995-96
53	I	Katie Miller, UNI	1999-00

**All-time NCAA collegiate record.*

ALL-TIME CONSECUTIVE FREE THROWS MADE

FTs	Div.	Player, Team(s)	Year(s)
69	III	Jamie Visness, Concordia-M'head	2002-03
66	I	Ginny Doyle, Richmond	1991-92
61	III	Valerie Kepner, Baldwin-Wallace#	1988-89
57	I	Jody Beerman, Central Mich.	1986-87
55	II	Becky Fly, Mo. Southern St.	1982-83

#Kepner had eight in a row to finish the 1986-87 season at Lake Erie, not an NCAA member at the time, and made the first 61 attempts she attempted to start the 1988-89 season at Baldwin-Wallace, thereby making 69 straight free throws.



Pre-NCAA Statistical Leaders

Pre-NCAA Statistical Leaders 100
AIAW Championship 102

Pre-NCAA Statistical Leaders

The following women played all or most of their collegiate careers before the era of official NCAA women's basketball statistics, which began in 1981-82. Before becoming members of the NCAA in 1981-82, most women's programs were under the auspices of the Association of Intercollegiate Athletics for Women (AIAW).

Career Records

SCORING AVERAGE
(Minimum 2,000 points)

Player, Team	Seasons	G	FG	FT	Pts.	Avg.
Carol Blazejowski, Montclair St.	1975-78	101	1,344	511	3,199	*31.7
Pearl Moore, Francis Marion	1975-79	127	1,620	644	*3,884	30.6
Susan Highfill, Roanoke	1976-79	71	+	+	2,028	28.6
Carol Menken Schaudt, Oregon St.	1979-81	81	955	333	2,243	27.7
Kathy Miller, Weber St.	1976-79	100	1,084	578	2,746	27.5
Tina Gunn, BYU	1977-80	101	1,107	545	2,759	27.3
Lynette Woodard, Kansas	1978-81	139	*1,572	505	3,649	26.3
Lusia Harris, Delta St.	1974-77	115	1,267	447	2,981	25.9
Wanda Hightower, UAB	1979-82	111	1,113	629	2,855	25.7
Susie Snider Eppers, Baylor $	1975-77	123	+	+	3,137	25.5
Jody Imbrie, Grove City	1980-83	91	853	582	2,288	25.1
Cindy Brogdon, Mercer/Tennessee	1976-77, 78-79	128	1,313	578	3,204	25.0
Denise Curry, UCLA	1978-81	130	1,386	426	3,198	24.6
Mary Beth Bowler, King's (Pa.)	1980-82	83	814	396	2,024	24.4
Rona Nesbit, Gannon	1978-81	96	1,053	234	2,340	24.4
Susan Taylor, Valdosta St.	1977-80	128	1,249	520	3,018	23.6
LaTaunya Pollard, Long Beach St.	1980-83	128	1,288	425	3,001	23.4
Valerie Still, Kentucky	1980-83	119	1,118	527	2,763	23.2
Helen Shereda Smith, Oakland	1977-80	101	973	392	2,338	23.1
Jody Lavin, Rochester	1979-82	91	897	300	2,094	23.0
Donna Hammond Mares, UC Riverside	1980-83	96	873	446	2,192	22.8
Queen Brumfield, Southeastern La.	1976-79	133	1,205	576	2,986	22.5
Cindy Stumph, Weber St.	1980-83	122	1,011	*668	2,690	22.0

**Pre-1982 record. +Figures unavailable. $Baylor non-varsity her first year.*

POINTS

Player, Team	Seasons	G	Pts.
Pearl Moore, Francis Marion	1975-79	127	*3,884
Lynette Woodard, Kansas	1978-81	139	3,649
Cindy Brogdon, Mercer/Tennessee	1976-77, 78-79	128	3,204
Carol Blazejowski, Montclair St.	1975-78	101	3,199
Denise Curry, UCLA	1978-81	130	3,198
Susie Snider Eppers, Baylor $	1975-77	123	3,137
Susan Taylor, Valdosta St.	1977-80	128	3,018
LaTaunya Pollard, Long Beach St.	1980-83	128	3,001
Queen Brumfield, Southeastern La.	1976-79	133	2,986
Lusia Harris, Delta St.	1974-77	115	2,981
Pam Kelly, Louisiana Tech	1979-82	153	2,979
Wanda Hightower, UAB	1979-82	111	2,855
Jill Rankin, Wayland Baptist/Tennessee	1977-79, 80	146	2,851
Betty Booker, Memphis	1977-80	137	2,835
Valerie Still, Kentucky	1980-83	119	2,763
Tina Gunn, BYU	1977-80	101	2,759
Kathy Miller, Weber St.	1976-79	100	2,746
Anne Donovan, Old Dominion	1980-83	136	2,719
Cindy Stumph, Weber St.	1980-83	122	2,690
Ann Meyers, Dayton	1977-80	126	2,672
Inge Nissen, Old Dominion	1977-80	135	2,647
Jerilyn Harper, Tennessee/Tennessee Tech	1979, 80-82	129	2,603
Anne Gregory, Fordham	1977-80	127	2,548
Sharon Upshaw, Drake	1977-80	127	2,513
Julie Gross, LSU	1977-80	131	2,488
Peggie Gillom, Mississippi	1977-80	144	2,486
Nancy Lieberman, Old Dominion	1977-80	134	2,430
Linda Krawford, Oakland	1980-83	+	2,400
Robin Mortensen, St. John Fisher	1980-83	+	2,379
Genia Beasley, North Carolina St.	1977-80	128	2,367
Rosie Thompson, East Caro.	1977-80	113	2,352
Diane Scherer, St. Cloud St.	1980-83	+	2,349
Marshell Hambrick, Albany St. (Ga.)	1978-81	+	2,343
Rona Nesbit, Gannon	1978-81	96	2,340
Helen Shereda Smith, Oakland	1977-80	101	2,338
Colleen Galloway, California	1978-81	126	2,320
Judy Porter, San Diego St.	1980-83	120	2,318
Jody Imbrie, Grove City	1980-83	91	2,288
Vivian Humphrey, Mercer	1978-81	116	2,284
Sheila Foster, South Carolina	1979-82	134	2,266
Carol Chason, Valdosta St.	1976-79	+	2,265
Angela Turner, Louisiana Tech	1979-82	153	2,262
Linda Waggoner, Texas	1977-80	161	2,256
Jackie Beene McBride, BYU	1979-82	124	2,249
Carol Menken Schaudt, Oregon St.	1979-81	81	2,243
Marsha Cowart, East Tenn. St.	1980-83	111	2,239
Margie O'Brien, Clark (Mass.)	1980-83	116	2,215
Donna Hammond Mares, UC Riverside	1980-83	96	2,192
Carol Lammers, Dayton	1978-81	+	2,151
Linda Street, Memphis	1977-79, 81	137	2,147
Molly McQuire, Oklahoma	1980-83	115	2,147
Pam Chambers, Tennessee Tech	1977-80	132	2,144
Cathy Parson, West Virginia	1980-83	121	2,128
Adrian Mitchell, Kansas	1976-79	125	2,124
Emma Mumphrey, Mercer	1980-83	114	2,098
Jody Lavin, Rochester	1979-82	91	2,094
Mary Gaudreau, Siena	1980-83	113	2,084
Diane Dietz, Michigan	1979-82	106	2,076
Terese Allen, Georgia St.	1978-81	101	2,074
Bonnie Beachy, Kent St.	1979-82	121	2,071
Bev Smith, Oregon	1979-82	110	2,063
Donna Murphy, Morehead St.	1977-80	105	2,059
Cindy Haugejorde, Iowa	1977-80	96	2,059
Jodi Martin, Wright St.	1980-83	+	2,055
Patrice Walker, C.W. Post	1978-81	+	2,051
Claudette Charney, Saginaw Valley/Grand Valley St.	1977-79, 80	+	2,047
Jeanne Ruark Hoff, Stanford	1980-83	116	2,038
Susan Highfill, Roanoke	1976-79	71	2,028
Mary Beth Bowler, King's (Pa.)	1980-82	83	2,024
Janice Reaves, Fairleigh Dickinson	1980-83	115	2,016
Carol Jarrard, Truman	1979-82	+	2,006
Cathy Boswell, Illinois St.	1979-82	121	2,005
Linda McKinnie, Memphis	1979-82	132	2,000

**Pre-1982 record. $Baylor non-varsity her first year. +Number of games played unavailable.*

FIELD-GOAL PERCENTAGE
(Minimum 400 field goals made)

Player, Team	Seasons	G	FG	FGA	Pct.
Carol Menken Schaudt, Oregon St.	1979-81	81	955	1,381	*69.2
Rosie Montgomery, Stephen F. Austin	1979-80	66	658	997	66.0
Maree Jackson, LSU	1977-78	70	753	1,156	65.1
Lusia Harris, Delta St.	1974-77	115	1,267	2,001	63.3
Anne Donovan, Old Dominion	1980-83	136	1,170	1,854	63.1
Pam Kelly, Louisiana Tech	1979-82	153	1,193	1,916	62.3
Molly McQuire, Oklahoma	1980-83	115	859	1,403	61.2
Denise Curry, UCLA	1978-81	130	1,386	2,283	60.7
Jeanne Ruark Hoff, Stanford	1979-80, 82-83	116	828	1,414	58.6
Jerilyn Harper, Tennessee/ Tennessee Tech	1979, 80-82	129	1,064	1,818	58.5
Jill Rankin, Wayland Baptist/ Tennessee	1977-79, 80	146	1,183	2,028	58.3

**Pre-1982 record.*

FREE-THROW PERCENTAGE
(Minimum 250 free throws made)

Player, Team	Seasons	G	FT	FTA	Pct.
Marsha Cowart, East Tenn. St.	1980-83	111	421	497	*84.7
Kathy Miller, Weber St.	1976-79	100	578	694	83.3
Cindy Brogdon, Mercer/Tennessee	1976-77, 78-79	128	578	699	82.7
Jeanne Ruark Hoff, Stanford	1979-80, 82-83	116	382	469	81.4
Ann Meyers, Dayton	1977-80	126	570	704	81.0

**Pre-1982 record.*

REBOUND AVERAGE
(Minimum 1,000 rebounds)

Player, Team	Seasons	G	Rebs.	Avg.
Carla Gadsden, New Jersey City	1981-82	48	1,030	*21.5
Gail Koziara, Dartmouth	1979-82	89	1,635	18.4
Anne Gregory, Fordham	1977-80	127	*1,999	15.7
Claudette Charney, Saginaw Valley/ Grand Valley St.	1977-79, 80	115	1,796	15.6
Toni Goodman, Hampton	1979-82	104	1,608	15.5
Helen Shereda Smith, Oakland	1977-80	101	1,524	15.1
Susie Snider Eppers, Baylor $	1975-77	123	1,823	14.8

Player, Team	Seasons	G	Rebs.	Avg.
Maree Jackson, LSU	1977-78	70	1,032	14.7
Tina Gunn, BYU	1977-80	101	1,482	14.7
Anne Donovan, Old Dominion	1980-83	136	1,976	14.5
Lusia Harris, Delta St.	1974-77	115	1,662	14.5
Julie Casey, Occidental	1979-82	78	1,114	14.3
Janice Reaves, Fairleigh Dickinson	1980-83	115	1,603	13.9
Pam Cassity, Tennessee Tech	1974-77	128	1,782	13.9
Donna Murphy, Morehead St.	1977-80	105	1,439	13.7
Sharon Upshaw, Drake	1977-80	127	1,675	13.2
Mary Kay Babcock, Elmira	1979-82	83	1,084	13.1
Kathy Miller, Weber St.	1976-79	100	1,296	13.0
Betty Jackson, Lynchburg	1980-83	88	1,139	12.9
Valerie Still, Kentucky	1980-83	119	1,525	12.8
Doris Felderhoff, Stephen F. Austin	1975-77	105	1,336	12.7
Judy Porter, San Diego St.	1980-83	120	1,498	12.5
Lynette Woodard, Kansas	1978-81	139	1,734	12.5
Bev Smith, Oregon	1979-82	110	1,362	12.4
Kim Hansen, Grand Valley St.	1976-79	112	1,971	12.3

**Pre-1982 record. $Baylor non-varsity her first year.*

REBOUNDS

Player, Team	Seasons	G	Rebs.
Anne Gregory, Fordham	1977-80	127	*1,999
Anne Donovan, Old Dominion	1980-83	136	1,976
Kim Hansen, Grand Valley St.	1976-79	112	1,971
Susie Snider Eppers, Baylor $	1975-77	123	1,823
Claudette Charney, Saginaw Valley/Grand Valley St.	1977-79, 80	115	1,796
Pam Cassity, Tennessee Tech	1974-77	128	1,782
Retha Swindell, Texas	1976-79	151	1,759
Lynette Woodard, Kansas	1978-81	139	1,734
Sharon Upshaw, Drake	1977-80	127	1,675
Lusia Harris, Delta St.	1974-77	115	1,662
Gail Koziara, Dartmouth	1979-82	89	1,635
Toni Goodman, Hampton	1979-82	104	1,608
Janice Reaves, Fairleigh Dickinson	1980-83	115	1,603
Queen Brumfield, Southeastern La.	1976-79	133	1,586
Valerie Still, Kentucky	1980-83	119	1,525
Helen Shereda Smith, Oakland	1977-80	101	1,524
Pam Kelly, Louisiana Tech	1979-82	153	1,511
Inge Nissen, Old Dominion	1977-80	135	1,509

**Pre-1982 record. $Baylor non-varsity her first year.*

2,000 POINTS & 1,000 REBOUNDS

Player, Team	Seasons	Pts.	Rebs.
Pearl Moore, Francis Marion	1975-79	*3,884	1,270
Lynette Woodard, Kansas	1978-81	3,649	1,734
Cindy Brogdon, Mercer/Tennessee	1976-77, 78-79	3,204	1,028
Carol Blazejowski, Montclair St.	1975-78	3,199	1,001
Denise Curry, UCLA	1978-81	3,198	1,310
Susie Snider Eppers, Baylor $	1975-77	3,137	1,823
Queen Brumfield, Southeastern La.	1976-79	2,986	1,586
Lusia Harris, Delta St.	1974-77	2,981	1,662
Pam Kelly, Louisiana Tech	1979-82	2,979	1,511
Wanda Hightower, UAB	1979-82	2,855	1,091
Jill Rankin, Wayland Baptist/Tennessee	1977-79, 80	2,851	1,101
Valerie Still, Kentucky	1980-83	2,763	1,525
Tina Gunn, BYU	1977-80	2,759	1,482
Kathy Miller, Weber St.	1976-79	2,746	1,296
Anne Donovan, Old Dominion	1980-83	2,719	1,976
Cindy Stumph, Weber St.	1980-83	2,690	1,331
Inge Nissen, Old Dominion	1977-80	2,647	1,509
Anne Gregory, Fordham	1977-80	2,548	*1,999
Sharon Upshaw, Drake	1977-80	2,513	1,675
Julie Gross, LSU	1977-80	2,488	1,466
Peggie Gillom, Mississippi	1977-80	2,486	1,271
Nancy Lieberman, Old Dominion	1977-80	2,430	1,167
Genia Beasley, North Carolina St.	1977-80	2,367	1,245
Rosie Thompson, East Caro.	1977-80	2,352	1,183
Helen Shereda Smith, Oakland	1977-80	2,338	1,524
Colleen Galloway, California	1978-81	2,320	1,029
Judy Porter, San Diego St.	1980-83	2,318	1,498
Sheila Foster, South Carolina	1979-82	2,266	1,427
Margie O'Brien, Clark (Mass.)	1980-83	2,215	1,392
Linda Street, Memphis	1977-79, 81	2,147	1,453
Molly McQuire, Oklahoma	1980-83	2,147	1,071
Adrian Mitchell, Kansas	1976-79	2,124	1,288
Emma Mumphrey, Mercer	1980-83	2,098	1,355
Bev Smith, Oregon	1979-82	2,063	1,362
Donna Murphy, Morehead St.	1977-80	2,059	1,439
Cindy Haugejorde, Iowa	1977-80	2,059	1,067
Claudette Charney, Saginaw Valley/ Grand Valley St.	1977-79, 80	2,047	1,796
Janice Reaves, Fairleigh Dickinson	1980-83	2,016	1,603
Cathy Boswell, Illinois St.	1979-82	2,005	1,060

**Pre-1982 record. $Baylor non-varsity her first year.*

AIAW Championship

For historical purposes, the results of the Association of Intercollegiate Athletics for Women (AIAW) championships are listed below. The AIAW championship served as the national women's large-college playoff for the 10 years before the NCAA championship in 1982.

Year-by-Year Results

Season	Finals Teams	Championship Game Score (Site)
1972	Immaculata West Chester Cal St. Fullerton Mississippi-Women	Immaculata 52, West Chester 48 (Normal, Ill.)
1973	Immaculata Queens (N.Y.) Southern Conn. St. Indiana	Immaculata 59, Queens (N.Y.) 52 (Flushing, N.Y.)
1974	Immaculata Mississippi Col. Southern Conn. St. William Penn	Immaculata 68, Mississippi Col. 53 (Manhattan, Kan.)
1975	Delta St. Immaculata Cal St. Fullerton Southern Conn. St.	Delta St. 90, Immaculata 81 (Harrisonburg, Va.)
1976	Delta St. Immaculata Wayland Baptist William Penn	Delta St. 69, Immaculata 64 (University Park, Pa.)
1977	Delta St. LSU Tennessee Immaculata	Delta St. 68, LSU 55 (Minneapolis)
1978	UCLA Maryland Montclair St. Wayland Baptist	UCLA 90, Maryland 74 (Los Angeles)
1979	Old Dominion Louisiana Tech Tennessee UCLA	Old Dominion 75, Louisiana Tech 65 (Greensboro, N.C.)
1980	Old Dominion Tennessee South Carolina Louisiana Tech	Old Dominion 68, Tennessee 53 (Mt. Pleasant, Mich.)
1981	Louisiana Tech Tennessee Old Dominion Southern California	Louisiana Tech 79, Tennessee 59 (Eugene, Ore.)
1982	Rutgers Texas Villanova Wayland Baptist	Rutgers 83, Texas 77 (Philadelphia)

Award Winners

All-America Selections 104
Annual Awards 108
Coaching Awards 110
Other Honors 111
First-Team All-Americans by School 112
First-Team Academic All-Americans by School 117
NCAA Postgraduate Scholarship Winners by School 119

All-America Selections

Kodak/WBCA

Note: First selected in 1975. Voted on by the Women's Basketball Coaches Association.

1975
Carolyn Bush, Wayland Baptist; Marianne Crawford, Immaculata; Nancy Dunkle, Cal St. Fullerton; Lusia Harris, Delta St.; Jan Irby, William Penn; Ann Meyers, UCLA; Brenda Moeller, Wayland Baptist; Debbie Oing, Indiana; Sue Rojcewicz, Southern Conn. St.; Susan Yow, Elon.

1976
Carol Blazejowski, Montclair St.; Cindy Brogdon, Mercer; Nancy Dunkle, Cal St. Fullerton; Doris Felderhoff, Stephen F. Austin; Lusia Harris, Delta St.; Ann Meyers, UCLA; Marianne Crawford Stanley, Immaculata; Pearl Worrell, Wayland Baptist; Susan Yow, North Carolina St.; Susie Kudrna, William Penn.

1977
Carol Blazejowski, Montclair St.; Nancy Dunkle, Cal St. Fullerton; Rita Easterling, Mississippi Col.; Susie Snider Eppers, Baylor; Doris Felderhoff, Stephen F. Austin; Lusia Harris, Delta St.; Charlotte Lewis, Illinois St.; Ann Meyers, UCLA; Patricia Roberts, Tennessee; Mary Scharff, Immaculata.

1978
Genia Beasley, North Carolina St.; Carol Blazejowski, Montclair St.; Debbie Brock, Delta St.; Cindy Brogdon, Tennessee; Julie Gross, LSU; Althea Gwyn, Queens (N.Y.); Kathy Harston, Wayland Baptist; Nancy Lieberman, Old Dominion; Ann Meyers, UCLA; Lynette Woodard, Kansas.

1979
Cindy Brogdon, Tennessee; Carol Chason, Valdosta St.; Pat Colasardo, Montclair St.; Denise Curry, UCLA; Nancy Lieberman, Old Dominion; Jill Rankin, Wayland Baptist; Susan Taylor, Valdosta St.; Rosie Walker, Stephen F. Austin; Franci Washington, Ohio St.; Lynette Woodard, Kansas.

1980
Denise Curry, UCLA; Tina Gunn, BYU; Pam Kelly, Louisiana Tech; Nancy Lieberman, Old Dominion; Inge Nissen, Old Dominion; Jill Rankin, Tennessee; Susan Taylor, Valdosta St.; Rosie Walker, Stephen F. Austin; Holly Warlick, Tennessee; Lynette Woodard, Kansas.

1981
Denise Curry, UCLA; Anne Donovan, Old Dominion; Pam Kelly, Louisiana Tech; Kris Kirchner, Rutgers; Carol Menken, Oregon St.; Cindy Noble, Tennessee; LaTaunya Pollard, Long Beach St.; Bev Smith, Oregon; Valerie Walker, Cheyney; Lynette Woodard, Kansas.

1982
Pam Kelly, Louisiana Tech; Angela Turner, Louisiana Tech; Valerie Walker, Cheyney; Bev Smith, Oregon; Jerilynn Harper, Tennessee Tech; Janet Harris, Georgia; Barbara Kennedy, Clemson; June Olkowski, Rutgers; Mary Ostrowski, Tennessee; Valerie Still, Kentucky.

1983
University Division: Anne Donovan, Old Dominion; Valerie Still, Kentucky; LaTaunya Pollard, Long Beach St.; Paula McGee, Southern California; Cheryl Miller, Southern California; Janice Lawrence, Louisiana Tech; Tanya Haave, Tennessee; Joyce Walker, LSU; Jasmina Perazic, Maryland; Priscilla Gary, Kansas St.

College Division: Carol Welch, Cal Poly Pomona; Jackie White, Cal Poly Pomona; Mary Beasley, Barry; Regina Brown, Col. of Charleston; Daphne Donnelly, Francis Marion; Carla Eades, Central Mo.; Alison Fay, Bentley; Linda Krawford, Oakland; Kelli Litsch, Southwestern Okla.; Robin Mortensen, St. John Fisher.

1984
Division I: Pam McGee, Southern California; Cheryl Miller, Southern California; Janice Lawrence, Louisiana Tech; Yolanda Laney, Cheyney; Tresa Brown, North Carolina; Janet Harris, Georgia; Becky Jackson, Auburn; Annette Smith, Texas; Marilyn Stephens, Temple; Joyce Walker, LSU.

Division II: Carla Eades, Central Mo.; Francine Perry, Quinnipiac; Stacey Cunningham, Shippensburg; Claudia Schleyer, Abilene Christian; Lorena Legarde, Portland; Janice Washington, Valdosta St.; Donna Burks, Dayton; Beth Couture, Erskine; Candy Crosby, Northern Ill.; Kelli Litsch, Southwestern Okla.

Division III: Evelyn Oquendo, Salem St.; Kaye Cross, Colby; Sallie Maxwell, Kean; Page Lutz, Elizabethtown; Deanna Kyle, Wilkes; Laurie Sankey, Simpson; Eva Marie Pittman, St. Andrews; Lois Salto, New Rochelle; Sally Gangell, Hartwick.

1985
Division I: Anucha Browne, Northwestern; Sheila Collins, Tennessee; Kirsten Cummings, Long Beach St.; Medina Dixon, Old Dominion; Teresa Edwards, Georgia; Kamie Ethridge, Texas; Pam Gant, Louisiana Tech; Janet Harris, Georgia; Eun Jung Lee, La.-Monroe; Cheryl Miller, Southern California.

Division II: Darlene Chaney, Hampton; Anita Cooper, Hampton; Julie Fruendt, Lewis; Rosie Jones, Central Mo.; Rachel Jackson, St. Anselm; Sharon Lyke, Utica; Vincene Morris, Philadelphia U.; Francine Perry, Quinnipiac; Lynette Richardson, Florida Int'l; Claudia Schleyer, Abilene Christian.

Division III: Deanna Kyle, Scranton; Ann Fitzpatrick, New Rochelle; Terri Schumacher, Wis.-Oshkosh; Tracy Weaver, Muskingum; Jeannie Demers, Buena Vista; Shontel Sherwood, Pomona-Pitzer; Evelyn Oquendo, Salem St.; Maureen Burchill, Southern Me.; Wendy Engelmann, UNC Greensboro; Dawn Cillo, New Rochelle.

1986
Division I: Cheryl Miller, Southern California; Kamie Ethridge, Texas; Lillie Mason, Western Ky.; Teresa Edwards, Georgia; Cindy Brown, Long Beach St.; Wanda Ford, Drake; Jennifer Gillom, Mississippi; Pam Leake, North Carolina; Katrina McClain, Georgia; Sue Wicks, Rutgers.

Division II: Von Fulmore, N.C. Central; Jackie Harris, Central Mo.; Hope Linthicum, Central Conn. St.; Vickie Mitchell, Cal Poly Pomona; Vincene Morris, Philadelphia U.; Leone Patterson, Chapman; Delinda Samuel, Delta St.; Claudia Schleyer, Abilene Christian; Diane Walker, Slippery Rock; Lisa Walters, Minn. St. Mankato.

Division III: Jane Meyer, Elizabethtown; Jeannie Demers, Buena Vista; Cathy Lanni, Rhode Island Col.; Rinny Lesane, Albany (N.Y.); Una Espenkotter, Scranton; Evelyn Oquendo, Salem St.; Amy Proctor, St. Norbert; Connie Sanford, Heidelberg; Mary Schultz, St. Mary's (Minn.); Pam Stewart, Chris. Newport.

1987
Division I: Cindy Brown, Long Beach St.; Clarissa Davis, Texas; Tracey Hall, Ohio St.; Donna Holt, Virginia; Andrea Lloyd, Texas; Katrina McClain, Georgia; Vickie Orr, Auburn; Shelly Pennefather, Villanova; Teresa Weatherspoon, Louisiana Tech; Sue Wicks, Rutgers.

Division II: Candace Fincher, Valdosta St.; Kim Disbro, Fla. Southern; Jennifer DiMaggio, Pace; Vanessa Wells, West Tex. A&M; Joy Jeter, New Haven; Jackie Dolberry, Hampton; Lisa Walters, Minn. St. Mankato; Laura Anderson, Neb.-Omaha; Debra Larsen, Cal Poly Pomona; Michelle McCoy, Cal Poly Pomona.

Division III: Shelley Parks, Scranton; Torrie Rumph, Kean; Sonja Sorenson, Wis.-Stevens Point; Jessica Beachy, Concordia-M'head; Jeannie Demers, Buena Vista; Michele White, Stony Brook; Trish Neary, Western Conn. St.; Robin Brooks, N.C. Wesleyan; Becky Inman, William Penn; Alfredia Gibbs, Cabrini.

1988
Division I: Michelle Edwards, Iowa; Bridgette Gordon, Tennessee; Tracey Hall, Ohio St.; Donna Holt, Virginia; Suzie McConnell, Penn St.; Vickie Orr, Auburn; Penny Toler, Long Beach St.; Teresa Weatherspoon, Louisiana Tech; Beverly Williams, Texas; Sue Wicks, Rutgers.

Division II: Jennifer DiMaggio, Pace; Jackie Dolberry, Hampton; Cathy Gooden, Cal Poly Pomona; Jill Halapin, Pitt.-Johnstown; Joy Jeter, New Haven; Mary Naughton, Stonehill; Julie Wells, Northern Ky.; Vanessa Wells, West Tex. A&M; Shannon Williams, Valdosta St.; Tammy Wilson, Central Mo.

Division III: Jessica Beachy, Concordia-M'head; Catie Cleary, Pine Manor; Lesa Dennis, Emmanuel (Mass.); Kimm Lacken, TCNJ; Louise MacDonald, St. John Fisher; Linda Mason, Rust; Patti McCrudden, New York U.; Angie Polk, UNC Greensboro; Sonja Sorenson, Wis.-Stevens Point; Michelle Swantner, Elizabethtown.

1989
Division I: Jennifer Azzi, Stanford; Vicky Bullett, Maryland; Clarissa Davis, Texas; Bridgette Gordon, Tennessee; Nora Lewis, Louisiana Tech; Nikita Lowry, Ohio St.; Vickie Orr, Auburn; Chana Perry, San Diego St.; Deanna Tate, Maryland; Penny Toler, Long Beach St.

Division II: Cathy Gooden, Cal Poly Pomona; Jackie Dolberry, Hampton; Joy Jeter, New Haven; Shannon Williams, Valdosta St.; Tammy Wilson, Central Mo.; Pat Smykowski, North Dakota St.; Niki Bracken, Cal Poly Pomona; Charlene Taylor, New Haven; Velisa Levett, West Ga.; Teresa Tinner, West Tex. A&M.

Division III: Shannon Collins, Centre; Diana Duff, Southern Me.; Kirsten Dumford, Cal St. Stanislaus; Susan Heidt, St. John Fisher; Mona Henriksen, Luther; Nancy Keene, Elizabethtown; Patti McCrudden, New York U.; Tara McGuire, Clark (Mass.); Jillayn Quaschnick, Concordia-M'head; Joan Watzka, St. Norbert.

1990
Division I: Venus Lacy, Louisiana Tech; Jennifer Azzi, Stanford; Dawn Staley, Virginia; Carolyn Jones, Auburn; Andrea Stinson, North Carolina St.; Franthea Price, Iowa; Daedra Charles, Tennessee; Dale Hodges, St. Joseph's; Portia Hill, Stephen F. Austin; Wendy Scholtens, Vanderbilt.

Division II: Crystal Hardy, Delta St.; Carmille Barnette, Longwood; Niki Bracken, Cal Poly Pomona; Kammy Brown, Virginia St.; Julie Dabrowski, Southern N.H.; Debbie Delie, Oakland; Durene Heisler, North Dakota; Bridget Hale, Pitt.-Johnstown; Shannon Williams, Valdosta St.; Jeannette Yeoman, St. Joseph's (Ind.).

Division III: Kim Beckman, Buena Vista; Cathy Clark, Marietta; Arlene Eagan, Buffalo St.; Robin Gaby, Eastern Conn. St.; Ann Gilbert, Oberlin; Anestine Hector, Clark (Mass.); Susan Heidt, St. John Fisher; Anne Krumrine, Frank. & Marsh.; Michelle Thykeson, Concordia-M'head; Susan Yates, Centre.

1991
Division I: Daedra Charles, Tennessee; Sonja Henning, Stanford; Kerry Bascom, Connecticut; Joy Holmes, Purdue; Andrea Stinson, North Carolina St.; Dawn Staley, Virginia; Genia Miller, Cal St. Fullerton; Delmonica DeHorney, Arkansas; Carolyn Jones, Auburn; Dana Chatman, LSU.

Division II: Joy Barry, Assumption; Dana Bright, Jacksonville St.; Stephanie Coons, Cal Poly Pomona; Jackie Givens, Fort Valley St.; Pat McDonald, West Tex. A&M; Whitney Meier, North Dakota; Sharonda O'Bannon, Bellarmine; Kim Penwell, Bentley; Tracy Saunders, Norfolk St.; Jerri Wiley, Southeast Mo. St.

Division III: Laura Pate, Southern Me.; Arlene Eagan, Buffalo St.; Ann Gilbert, Oberlin; Kathy Beck, Moravian; Karen Jenkins, Roanoke; Lisa Kirchenwitz, Wis.-Oshkosh; Karen Hermann, Washington-St. Louis; Missy Sharer, Grinnell; Joyce Spanier, St. Benedict; Laurie Trow, St. Thomas (Minn.).

1992
Division I: Shannon Cate, Montana; Dena Head, Tennessee; MaChelle Joseph, Purdue; Rosemary Kosiorek, West Virginia; Tammi Reiss, Virginia; Susan Robinson, Penn St.; Frances Savage, Miami (Fla.); Dawn Staley, Virginia; Sheryl Swoopes, Texas Tech; Val Whiting, Stanford.

Division II: Pat McDonald, West Tex. A&M; Lisa Miller, IPFW; Dana Neilsen, Augustana (S.D.); Laurie Northrop, Portland St.; LaTanya Patty, Delta St.; Kim Penwell, Bentley; Tracie Seymour, Bentley; Nadine Schmidt, North Dakota St.; Tammy Walker-Strode, Edinboro; Mindy Young, Pitt.-Johnstown.

Division III: Kathy Beck, Moravian; Laurie Trow, St. Thomas (Minn.); Sandy Buddelmeyer, Capital; Kathy Roberts, Wartburg; Caryn Cranston, Pomona-Pitzer; Kristen Curtis, Western Conn. St.; Diane Ring, Wis.-Eau Claire; Donna Cogar, Roanoke; Stephanie Sullivan, Wis.-Platteville; Trish Harvey, Luther.

1993

Division I: Andrea Congreaves, Mercer; Toni Foster, Iowa; Lauretta Freeman, Auburn; Heidi Gillingham, Vanderbilt; Lisa Harrison, Tennessee; Katie Smith, Ohio St.; Karen Jennings, Nebraska; Sheryl Swoopes, Texas Tech; Milica Vukadinovic, California; Val Whiting, Stanford.

Division II: Carolyn Brown, St. Augustine's; Jody Buck, North Dakota St.; Shelley Foster, Washburn; Yolanda Griffith, Fla. Atlantic; Jeannine Jean-Pierre, Edinboro; Amy Molina, St. Michael's; Dana Nielsen, Augustana (S.D.); LaTanya Patty, Delta St.; Rachel Rosario, UC Riverside; Courtney Sands, Indianapolis.

Division III: Laurie Trow, St. Thomas (Minn.); Sandy Buddelmeyer, Capital; Julie Maki, Wis.-Stout; Lynne Kempski, Scranton; Kelly Mahlum, St. Benedict; Tracy Wilson, Central (Iowa); Leah Onks, Maryville (Tenn.); Sladja Kovijanic, Middlebury; Kathy Roberts, Wartburg; Donna Layne, New York U.

1994

Division I: Jessica Barr, Clemson; Janice Felder, Southern Miss.; Niesa Johnson, Alabama; Lisa Leslie, Southern California; Rebecca Lobo, Connecticut; Nikki McCray, Tennessee; Andrea Nagy, Florida Int'l; Tonya Sampson, North Carolina; Carol Ann Shudlick, Minnesota; Natalie Williams, UCLA.

Division II: Tammy Greene, Philadelphia U.; Darci Steere, North Dakota St.; Sheri Kleinsasser, North Dakota; Nicole Collins, Angelo St.; Darlene Orlando-Ciarcia, Mass.-Lowell; Kathy Lauck, Southern Ind.; Rozetha Burrow, West Ga.; Carlita Jones, Clarion; Kristi Greene, Norfolk St.; Michelle Doonan, Stonehill.

Division III: Laura Schmelzer, Capital; Jackie Dougherty, Scranton; Emilie Hanson, Central (Iowa); Elizabeth Janssen, Wellesley; Katie Mans, Alma; Donna Layne, New York U.; Amy Bot, St. Thomas (Minn.); Leah Onks, Maryville (Tenn.); Beth Green, Wittenberg; Karen Barefoot, Chris. Newport.

1995

Division I: Angela Aycock, Kansas; Niesa Johnson, Alabama; Vickie Johnson, Louisiana Tech; Rebecca Lobo, Connecticut; Stacey Lovelace, Purdue; Nikki McCray, Tennessee; Wendy Palmer, Virginia; Jennifer Rizzotti, Connecticut; Shelley Sheetz, Colorado; Charlotte Smith, North Carolina.

Division II: Michelle Doonan, Stonehill; LeAnn Freeland, Southern Ind.; Kristi Greene, Norfolk St.; Carlita Jones, Clarion; Sheri Kleinsasser, North Dakota; Kim Manifesto, Portland St.; Kasey Morlock, North Dakota St.; Kristi Smith, Portland St.; Teresa Szumigala, Mercyhurst; Dawn Wynn, Valdosta St.

Division III: Leslie Ferguson, Redlands; Emilie Hanson, Central (Iowa); Rita Hurtgen, Wis.-River Falls; Arlene Meinholz, Wis.-Eau Claire; Jennifer Nish, Scranton; Jamie Parrott, Maryville (Tenn.); Katie Smith, Geneseo St.; B.J. Toolan, Trinity (Conn.); Kari Tufte, Luther; Dana Zarzycki, Mount Union.

1996

Division I: Sholanda Enis, Alabama; Chamique Holdsclaw, Tennessee; Vickie Johnson, Louisiana Tech; Wendy Palmer, Virginia; Jennifer Rizzotti, Connecticut; Saudia Roundtree, Georgia; Sheri Sam, Vanderbilt; Katie Smith, Ohio St.; Kate Starbird, Stanford; Debra Williams, Louisiana Tech.

Division II: Jennifer Clarkson, Abilene Christian; Kim Cummings, Bentley; LeAnn Freeland, Southern Ind.; Faye Hagan, Cal St. Dom. Hills; Susie Hopson, Mars Hill; Stacy Johnson, Delta St.; Kim Manifesto, Portland St.; Kasey Morlock, North Dakota St.; Suzanne Patchett, Stonehill; Kristi Smith, Portland St.

Division III: Corinne Carson, Marymount (Va.); Amy Flory, Defiance; Meegan Garrity, Clark (Mass.); Jennifer Goodell, William Smith; Marsha Harris, New York U.; Jamie Parrott, Maryville (Tenn.); Leslee Rogers, La Verne; Kari Tufte, Luther; Wendy Wangerin, Wis.-Oshkosh; Laura Witte, St. Thomas (Minn.).

1997

Division I: Tajama Abraham, George Washington; Tamecka Dixon, Kansas; Chamique Holdsclaw, Tennessee; Clarisse Machanguana, Old Dominion; DeLisha Milton, Florida; Ticha Penicheiro, Old Dominion; Tracy Reid, North Carolina; Nykesha Sales, Connecticut; Kate Starbird, Stanford; Kara Wolters, Connecticut.

Division II: Joanna Cuprys, Kennesaw St.; Karen Curtis, High Point; Shana DeCremer, Northern Mich.; LeAnn Freeland, Southern Ind.; Stacy Johnson, Delta St.; Kasey Morlock, North Dakota St.; Suzanne Patchett, Stonehill; Natasha Taylor, West Tex. A&M; Ashley Totedo, Shippensburg; Sandra Zwach, Augustana (S.D.).

Division III: Cori Carson, Marymount (Va.); Jenn Denby, Rowan; Carrie Ferguson, Capital; Meegan Garrity, Clark (Mass.); Jennifer Goodell, William Smith; Jen Krolikowski, New York U.; Jennifer Nish, Scranton; Julie Roe, Millikin; Erika Schmidt, Wis.-Eau Claire; Laura Witte, St. Thomas (Minn.).

1998

Division I: Tamika Catchings, Tennessee; Allison Feaster, Harvard; Kristin Folkl, Stanford; Chamique Holdsclaw, Tennessee; Chasity Melvin, North Carolina St.; Murriel Page, Florida; Ticha Penicheiro, Old Dominion; Tracy Reid, North Carolina; Nykesha Sales, Connecticut; Alicia Thompson, Texas Tech.

Division II: Trina Davis, Delta St.; Krista Kandere, St. Rose; Danielle Chaisson, Bentley; Aneta Kausaite, Emporia St.; Ashley Totedo, Shippensburg; Jenny Crouse, North Dakota; Tiffany Pudenz, North Dakota; Eileen Weber, Southern Ind.; Jessica Eggleston, Cal Poly Pomona.

Division III: Julie Anderson, Johns Hopkins; Joanna Brown, Southern Me.; Jenn Denby, Rowan; Alia Fischer, Washington-St. Louis; Marsha Harris, New York U.; Laura Haynes, Guilford; Ronda Jo Miller, Gallaudet; Holly Spoo, Wis.-Oshkosh; Suzy Venet, Mount Union; Kirsten Vipond, St. Thomas (Minn.).

1999

Division I: Svetlana Abrosimova, Connecticut; Tamika Catchings, Tennessee; Becky Hammon, Colorado St.; Chamique Holdsclaw, Tennessee; Maylana Martin, UCLA; Kelly Miller, Georgia; Semeka Randall, Tennessee; Michele VanGorp, Duke; Stephanie White-McCarty, Purdue; Amanda Wilson, Louisiana Tech.

Division II: Jenny Crouse, North Dakota; Angie Hupfer, St. Joseph's (Ind.); Jurgita Kausaite, Emporia St.; Heather Kearney, Slippery Rock; Becky Reichard, Mo. Western St.; Tanisha Rickman, West Fla.; Julie Stockwell, Stonehill; Darcy Stracke, Neb.-Kearney; Jann Thorpe, Sonoma St.; Ashley Totedo, Shippensburg.

Division III: Jayme Anderson, Wis.-Eau Claire; Jehan Clark, New York U.; Alia Fischer, Washington-St. Louis; Kelly Halpin, Scranton; Kathleen Higgins, Williams; Kendra Meyer, Capital; Ronda Jo Miller, Gallaudet; Jen Swinehart, Baldwin-Wallace; Kristen Venne, Susquehanna; Laura Wendorff, St. Benedict.

2000

Division I: Svetlana Abrosimova, Connecticut; Edwina Brown, Texas; Tamika Catchings, Tennessee; Helen Darling, Penn St.; Katie Douglas, Purdue; Tamicha Jackson, Louisiana Tech; Kelly Miller, Georgia; Semeka Randall, Tennessee; Shea Ralph, Connecticut; LaToya Thomas, Mississippi St.

Division II: Rima Brazenas, Kennesaw St.; Michelle Cottrell, Northern Ky.; Jayne Even, North Dakota St.; Bess Greenberg, Binghamton; Celeste Hill, Western Wash.; Tara Holloway, Emporia St.; Lauri McIntosh, Cal Poly Pomona; Jessica Rowe, Edinboro; Lakeshia Salters, Lincoln Memorial; Darcy Stracke, Neb.-Kearney.

Division III: Jayme Anderson, Wis.-Eau Claire; Liz Brown, William Smith; Alia Fischer, Washington-St. Louis; Kelly Halpin, Scranton; Molly Hayden, St. Thomas (Minn.); Emily King, Bates; Kendra Meyer, Capital; Ronda Jo Miller, Gallaudet; Joanne Polakoski, King's (Pa.); Tasha Rodgers, Washington-St. Louis.

2001

Division I: Svetlana Abrosimova, Connecticut; Tamika Catchings, Tennessee; Stacey Dales, Oklahoma; Katie Douglas, Purdue; Marie Ferdinand, LSU; Kelly Miller, Georgia; Ruth Riley, Notre Dame; Georgia Schweitzer, Duke; Jackie Stiles, Missouri St.; LaToya Thomas, Mississippi St.

Division II: Amanda Baker, Cal St. Bakersfield; Kelly Barker, Bentley; Emily Bloss, Emporia St.; Michelle Cottrell, Northern Ky.; Amie Kane, Kennesaw St.; Theresa LeCuyer, North Dakota; Nana Lukengu-Corts, St. Rose; Aprile Powell, Cal Poly Pomona; Jill Razor, Rollins; Rachel Sloan, Presbyterian.

Division III: Candice Brown, Marymount (Va.); Allison Coleman, Eastern Conn. St.; Alisa DiBonaventura, Delaware Valley; Meg Frazier, Hendrix; Katie Lacey, George Fox; Kendra Meyer, Capital; Jen Nance, Baldwin-Wallace; Melissa Pederson, St. Thomas (Minn.); Paula Polce, Oneonta St.; Tasha Rodgers, Washington-St. Louis.

2002

Division I: Chantelle Anderson, Vanderbilt; Alana Beard, Duke; Sue Bird, Connecticut; Swin Cash, Connecticut; Stacey Dales, Oklahoma; Sheila Lambert, Baylor; Kelly Mazzante, Penn St.; Nicole Powell, Stanford; Diana Taurasi, Connecticut; LaToya Thomas, Mississippi St.

Division II: Michelle Cottrell, Northern Ky.; Heather Garay, Cal St. Bakersfield; Erin Griffin, St. Mary's (Tex.); Wanda Maynard-Morris, Pace; Lauri McIntosh, Cal Poly Pomona; Sara McKinney, California (Pa.); Becky Moen, North Dakota; Kristin Roseberry, Gannon; Denise Shelton, Mars Hill; Lucresia West, Fla. Southern.

Division III: Kendra Anderson, Hardin-Simmons; Candice Brown, Marymount (Va.); Amy Campion, Salisbury; Allison Coleman, Eastern Conn. St.; Jill Dewane, Lakeland; Meredith Eisenhut, St. Lawrence; Heather Kile, Swarthmore; Katy Sturtz, Ohio Wesleyan; Missy Pederson, St. Thomas (Minn.); Rachael Poland, Heidelberg.

2003

Division I: Chantelle Anderson, Vanderbilt; Alana Beard, Duke; Kara Lawson, Tennessee; Kelly Mazzante, Penn St.; Nicole Ohlde, Kansas St.; Nicole Powell, Stanford; Diana Taurasi, Connecticut; LaToya Thomas, Mississippi St.; Iciss Tillis, Duke; Lindsay Whalen, Minnesota.

Division II: Alice Duesing, Lake Superior St.; Heather Garay, Cal St. Bakersfield; Carone Harris, Central Ark.; Stephanie Heid, Hillsdale; Mandy Koupal, South Dakota; Elizabeth LeFebvre, St. Michael's; Tishay Lewis, Armstrong Atlantic; Kristie McClain, Emporia St.; Becky Siembak, California (Pa.); Crystal Walker, Washburn.

Division III: Kendra Anderson, Hardin-Simmons; Amy Campion, Salisbury; Kristi Channing, Wis.-Eau Claire; Allison Coleman, Eastern Conn. St.; Amanda Kerkstra, Hope; Amy Meggers, Buena Vista; Erika Smith, Rochester; Christina Vouriotis, Messiah; Sarah Walsh, Colby; Megan Woodruff, Wilmington (Ohio).

2004

Division I: Seimone Augustus, LSU; Alana Beard, Duke; Shyra Ely, Tennessee; Chandi Jones, Houston; Kelly Mazzante, Penn St.; Janel McCarville, Minnesota; Nicole Ohlde, Kansas St.; Nicole Powell, Stanford; Diana Taurasi, Connecticut; Lindsay Whalen, Minnesota.

Division II: Candice Allen, Cal Poly Pomona; Becky Davidson, Bentley; Denisha Ferguson, Kennesaw St.; Mandy Koupal, South Dakota; Marisa Leighton, North Dakota; Sara McKinney, California (Pa.); Amanda Newton, Drury; Jessica Stuckman, Quincy; Natalja Tsurbakova, Angelo St.; Lucresia West, Fla. Southern.

Division III: Alyssa Antolick, DeSales; Allison Coleman, Eastern Conn. St.; Lauren Harris, Hardin-Simmons; Shervon James, Kean; Kay Mikolajczak, Wis.-Oshkosh; Amanda Nechuta, Wis.-Stevens Point; Angie Peterson, Gust. Adolphus; Tara Rausch, Wilmington (Ohio); Erika Smith, Rochester; Lora Trenkle, Bowdoin.

2005

Division I: Seimone Augustus, LSU; Jacqueline Batteast, Notre Dame; Monique Currie, Duke; Jessica Davenport, Ohio St.; Sandora Irvin, TCU; Janel McCarville, Minnesota; Kendra Wecker, Kansas St.; Tan White, Mississippi St.; Candice Wiggins, Stanford; Sophia Young, Baylor.

Division II: Candice Allen, Cal Poly Pomona; Lindsey Dietz, Minn. Duluth; Joelle Martin, Merrimack; Sara McKinney, California (Pa.); Amanda Newton, Drury; Erika Quigley, St. Cloud St.; Niki Reams, Grand Valley St.; Carla Sintra, Washburn; Jessica Stuckman, Quincy; Lucresia West, Fla. Southern.

Division III: Kelly Manning, Washington-St. Louis; Jaime McCormack, Rowan; Taryn Mellody, Scranton; Amanda Nechuta, Wis.-Stevens Point; Mandy Pearson, Concordia-M'head; Tara Rohde, Trinity (Tex.); Megan Silva, Randolph-Macon; Leigh Sulkowski, Wash. & Jeff.; Rachel Wojdowski, New York U.; Olivia Zurek, Bates.

2006

Division I: Seimone Augustus, LSU; Monique Currie, Duke; Jessica Davenport, Ohio St.; Tasha Humphrey, Georgia; Ivory Latta, North Carolina; Courtney Paris, Oklahoma; Candace Parker, Tennessee; Cappie Pondexter, Rutgers; Candice Wiggins, Stanford; Sophia Young, Baylor.

Division II: Kristi Boese, North Dakota; Lindsey Dietz, Minn. Duluth; Jennifer Harris, Washburn; Lisa Lee, Charleston (W.V.); Amanda Newton, Drury; Erika Quigley, St. Cloud St.; Niki Reams, Grand Valley St.; Sharmion Selman, American Int'l; Amber Simmons, Cal St. Chico; Michelle Stueve, Emporia St.

Division III: Kelsey Duoss, Wis.-Stout; Erika Eisenhut, Union (N.Y.); Eileen Flaherty, Bowdoin; Anna Heikenen, St. Benedict; Sara Heitkamp, Capital; Kelly Manning, Washington-St. Louis; Ashley Marble, Southern Me.; Taryn Mellody, Scranton; Megan Silva, Randolph-Macon; Leigh Sulkowski, Wash. & Jeff.

2007

Division I: Jessica Davenport, Ohio St.; Sylvia Fowles, LSU; Lindsey Harding, Duke; Crystal Langhorne, Maryland; Ivory Latta, North Carolina; Angel McCoughtry, Louisville; Courtney Paris, Oklahoma; Candace Parker, Tennessee; Armintie Price, Mississippi; Candice Wiggins, Stanford.

Division II: Inga Buzoka, Mo. Western St.; Leora Juster, UC San Diego; Kate Lynch, Southern Conn. St.; Erika Quigley, St. Cloud St.; Rachel Redick, Glenville St.; Jennifer Rushing, Delta St.; Darcee Schmidt, Lewis; Kate Schrader, Fla. Gulf Coast; Michelle Stueve, Emporia St.; Celeste Trahan, Elizabeth City St.

Division III: Liz Bondi, DePauw; Deborah Bruen, Mary Washington; Kelsey Duoss, Wis.-Stout; Eileen Flaherty, Bowdoin; Nikki Lobach, Messiah; Ashley Marble, Southern Me.; Jessica McEntee, New York U.; Taryn Mellody, Scranton; Jess Vadnais, Gust. Adolphus; Lisa Winkle, Calvin.

WBCA

1982

University Division: Pam Kelly, Louisiana Tech; Angela Turner, Louisiana Tech; Barbara Kennedy, Clemson; Valerie Walker, Cheyney; June Olkowski, Rutgers; Cathy Boswell, Illinois St.; Anne Donovan, Old Dominion; Sheila Foster, South Carolina; Paula McGee, Southern California; LaTaunya Pollard, Long Beach St.

College Division: Pam Brisby, Mo. Southern St.; Sherry Raney-Lovaas, Arkansas Tech; Laura Buehning, Cal Poly; Holly Stilley, Col. of Charleston; Donna Hammond, UC Riverside; Robin Mortensen, St. John Fisher; Carol Welch, Cal Poly Pomona; Jackie White, Cal Poly Pomona; Alison Fay, Bentley; Kelli Litsch, Southwestern Okla.

The Associated Press

1995

First Team: Rebecca Lobo, Connecticut; Shelley Sheetz, Colorado; Nikki McCray, Tennessee; Charlotte Smith, North Carolina; Niesa Johnson, Alabama.

Second Team: Angela Aycock, Kansas; Wendy Palmer, Virginia; Vickie Johnson, Louisiana Tech; Latasha Byears, DePaul; Jennifer Rizzotti, Connecticut.

Third Team: Cornelia Gayden, LSU; Andrea Nagy, Florida Int'l; Tina Nicholson, Penn St.; Dana Johnson, Tennessee; Kara Wolters, Connecticut.

1996

First Team: Saudia Roundtree, Georgia; Kara Wolters, Connecticut; Vickie Johnson, Louisiana Tech; Jennifer Rizzotti, Connecticut; Latasha Byears, DePaul.

Second Team: Kate Starbird, Stanford; Tanja Kostic, Oregon St.; Debra Williams, Louisiana Tech; Michi Atkins, Texas Tech; Wendy Palmer, Virginia; Katie Smith, Ohio St.

Third Team: Chamique Holdsclaw, Tennessee; Shalonda Enis, Alabama; Angie Potthoff, Penn St.; Sheri Sam, Vanderbilt; Shannon Johnson, South Carolina.

1997

First Team: Kate Starbird, Stanford; Kara Wolters, Connecticut; Chamique Holdsclaw, Tennessee; Ticha Penicheiro, Old Dominion; DeLisha Milton, Florida.

Second Team: Tamecka Dixon, Kansas; Tracy Reid, North Carolina; Tina Thompson, Southern California; Nykesha Sales, Connecticut; Clarisse Machanguana, Old Dominion.

Third Team: Kim Williams, DePaul; La'Keshia Frett, Georgia; Marion Jones, North Carolina; Shalonda Enis, Alabama; Kedra Holland-Corn, Georgia.

1998

First Team: Chamique Holdsclaw, Tennessee; Nykesha Sales, Connecticut; Ticha Penicheiro, Old Dominion; Alicia Thompson, Texas Tech; Tracy Reid, North Carolina.

Second Team: Dominique Canty, Alabama; Murriel Page, Florida; Kristin Folkl, Stanford; Alisa Burras, Louisiana Tech; Tamika Catchings, Tennessee.

Third Team: Adia Barnes, Arizona; Ashley Berggren, Illinois; Nyree Roberts, Old Dominion; Cindy Blodgett, Maine; Katrina Price, Stephen F. Austin.

1999

First Team: Chamique Holdsclaw, Tennessee; Stephanie White-McCarty, Purdue; Tamika Catchings, Tennessee; Becky Hammon, Colorado St.; Dominique Canty, Alabama.

Second Team: Amanda Wilson, Louisiana Tech; Svetlana Abrosimova, Connecticut; Angie Braziel, Texas Tech; Tamika Whitmore, Memphis; Semeka Randall, Tennessee.

Third Team: Maylana Martin, UCLA; Jackie Stiles, Missouri St.; Ruth Riley, Notre Dame; Dalma Ivanyi, Florida Int'l; Michele VanGorp, Duke.

2000

First Team: Svetlana Abrosimova, Connecticut; Tamika Catchings, Tennessee; Kelly Miller, Georgia; Shea Ralph, Connecticut; Ruth Riley, Notre Dame.

Second Team: Edwina Brown, Texas; Katie Douglas, Purdue; Jackie Stiles, Missouri St.; Semeka Randall, Tennessee; Stacy Frese, Iowa St.

Third Team: Grace Daley, Tulane; Betty Lennox, Louisiana Tech; Erin Buescher, UC Santa Barb.; Tamicha Jackson, Louisiana Tech; Helen Darling, Penn St.

2001

First Team: Ruth Riley, Notre Dame; Jackie Stiles, Missouri St.; Katie Douglas, Purdue; Kelly Miller, Georgia; Stacey Dales, Oklahoma.

Second Team: Svetlana Abrosimova, Connecticut; LaToya Thomas, Mississippi St.; Tamika Catchings, Tennessee; Marie Ferdinand, LSU; Chantelle Anderson, Vanderbilt.

Third Team: Deanna Jackson, UAB; Angie Welle, Iowa St.; Sue Bird, Connecticut; Georgia Schweitzer, Duke; Niele Ivey, Notre Dame.

2002

First Team: Sue Bird, Connecticut; Alana Beard, Duke; Chantelle Anderson, Vanderbilt; Stacey Dales, Oklahoma; LaToya Thomas, Mississippi St.

Second Team: Swin Cash, Connecticut; Angie Welle, Iowa St.; Nicole Powell, Stanford; Diana Taurasi, Connecticut; Kelly Mazzante, Penn St.

Third Team: Sheila Lambert, Baylor; Lindsay Whalen, Minnesota; Linda Frohlich, UNLV; Kara Lawson, Tennessee; Asjha Jones, Connecticut; Shereka Wright, Purdue.

2003

First Team: Alana Beard, Duke; Diana Taurasi, Connecticut; LaToya Thomas, Mississippi St.; Nicole Ohlde, Kansas St.; Kelly Mazzante, Penn St.

Second Team: Chantelle Anderson, Vanderbilt; Jocelyn Penn, South Carolina; Kara Lawson, Tennessee; Lindsay Whalen, Minnesota; Nicole Powell, Stanford.

Third Team: Stacy Stephens, Texas; Shereka Wright, Purdue; Kendra Wecker, Kansas St.; Plenette Pierson, Texas Tech; Seimone Augustus, LSU.

2004

First Team: Alana Beard, Duke; Diana Taurasi, Connecticut; Kelly Mazzante, Penn St.; Nicole Powell, Stanford; Nicole Ohlde, Kansas St.

Second Team: Chandi Jones, Houston; Shereka Wright, Purdue; Lindsay Whalen, Minnesota; Stacy Stephens, Texas; Vanessa Hayden, Florida.

Third Team: Seimone Augustus, LSU; Shameka Christon, Arkansas; Shyra Ely, Tennessee; Kendra Wecker, Kansas St.; Cappie Pondexter, Rutgers.

2005

First Team: Seimone Augustus, LSU; Kendra Wecker, Kansas St.; Monique Currie, Duke; Jessica Davenport, Ohio St.; Sandora Irvin, TCU.

Second Team: Janel McCarville, Minnesota; Candice Wiggins, Stanford; Sophia Young, Baylor; Temeka Johnson, LSU; Tan White, Mississippi St.

Third Team: Jacqueline Batteast, Notre Dame; Ivory Latta, North Carolina; Tiffany Jackson, Texas; Khara Smith, DePaul; Steffanie Blackmon, Baylor; Tanisha Wright, Penn St.

2006

First Team: Seimone Augustus, LSU; Ivory Latta, North Carolina; Cappie Pondexter, Rutgers; Courtney Paris, Oklahoma; Sophia Young, Baylor.

Second Team: Jessica Davenport, Ohio St.; Monique Currie, Duke; Candice Wiggins, Stanford; Candace Parker, Tennessee; Crystal Langhorne, Maryland.

Third Team: Sylvia Fowles, LSU; Tasha Humphrey, Georgia; Khara Smith, DePaul; Kim Smith, Utah; Candice Dupree, Temple.

2007

First Team: Candace Parker, Tennessee; Courtney Paris, Oklahoma; Lindsey Harding, Duke; Ivory Latta, North Carolina; Jessica Davenport, Ohio St.

Second Team: Sylvia Fowles, LSU; Candice Wiggins, Stanford; Crystal Langhorne, Maryland; Angel McCoughtry, Louisville; Chrissy Givens, Middle Tenn.

Third Team: Katie Gearlds, Purdue; Erlana Larkins, North Carolina; Alison Bales, Duke; Armintie Price, Mississippi; Tasha Humphrey, Georgia.

U.S. Basketball Writers Association

1988

Suzie McConnell, Penn St.; Michelle Edwards, Iowa; Vickie Orr, Auburn; Sue Wicks, Rutgers; Bridgette Gordon, Tennessee.

1989

Clarissa Davis, Texas; Chana Perry, San Diego St.; Bridgette Gordon, Tennessee; Vickie Orr, Auburn; Vicky Bullett, Maryland.

1990

Jennifer Azzi, Stanford; Dale Hodges, St. Joseph's; Venus Lacy, Louisiana Tech; Andrea Stinson, North Carolina St.; Portia Hill, Stephen F. Austin.

1991

Dawn Staley, Virginia; Dana Chatman, LSU; Genia Miller, Cal St. Fullerton; Delmonica DeHorney, Arkansas; Andrea Stinson, North Carolina St.

1992

Dawn Staley, Virginia; Sheryl Swoopes, Texas Tech; Val Whiting, Stanford; Dena Head, Tennessee; Susan Robinson, Penn St.; MaChelle Joseph, Purdue.

1993

Sheryl Swoopes, Texas Tech; Heidi Gillingham, Vanderbilt; Val Whiting, Stanford; Natalie Williams, UCLA; Lisa Leslie, Southern California.

1994

E.C. Hill, Northern Ill.; Niesa Johnson, Alabama; Lisa Leslie, Southern California; Rebecca Lobo, Connecticut; Nikki McCray, Tennessee; Andrea Nagy, Florida Int'l; Shelley Sheetz, Colorado; Katie Smith, Ohio St.; Necole Tunsil, Iowa; Natalie Williams, UCLA.

1995

Angela Aycock, Kansas; Dana Johnson, Tennessee; Niesa Johnson, Alabama; Vickie Johnson, Louisiana Tech; Rebecca Lobo, Connecticut; Nikki McCray, Tennessee; Andrea Nagy, Florida Int'l; Wendy Palmer, Virginia; Shelley Sheetz, Colorado; Charlotte Smith, North Carolina.

1996
Michi Atkins, Texas Tech; Chamique Holdsclaw, Tennessee; Vickie Johnson, Louisiana Tech; Wendy Palmer, Virginia; Jennifer Rizzotti, Connecticut; Saudia Roundtree, Georgia; Sheri Sam, Vanderbilt; Katie Smith, Ohio St.; Kate Starbird, Stanford; Kara Wolters, Connecticut.

1997
Tamecka Dixon, Kansas; Shalonda Enis, Alabama; La'Keisha Frett, Georgia; Chamique Holdsclaw, Tennessee; Ticha Penicheiro, Old Dominion; Tracy Reid, North Carolina; Nykesha Sales, Connecticut; Kate Starbird, Stanford; Tina Thompson, Southern California; Kara Wolters, Connecticut.

1998
Adia Barnes, Arizona; Alisa Burras, Louisiana Tech; Dominique Canty, Alabama; Kristin Folkl, Stanford; Chamique Holdsclaw, Tennessee; Murriel Page, Florida; Ticha Penicheiro, Old Dominion; Tracy Reid, North Carolina; Nykesha Sales, Connecticut; Alicia Thompson, Texas Tech.

1999
Svetlana Abrosimova, Connecticut; Angie Braziel, Texas Tech; Dominique Canty, Alabama; Tamika Catchings, Tennessee; Becky Hammon, Colorado St.; Chamique Holdsclaw, Tennessee; Semeka Randall, Tennessee; Tamika Whitmore, Memphis; Amanda Wilson, Louisiana Tech.

2000
Svetlana Abrosimova, Connecticut; Edwina Brown, Texas; Tamika Catchings, Tennessee; Katie Douglas, Purdue; Betty Lennox, Louisiana Tech; Kelly Miller, Georgia; Shea Ralph, Connecticut; Ruth Riley, Notre Dame; Jackie Stiles, Missouri St.; Phylesha Whaley, Oklahoma.

2001
Svetlana Abrosimova, Connecticut; Chantelle Anderson, Vanderbilt; Tamika Catchings, Tennessee; Stacey Dales, Oklahoma; Katie Douglas, Purdue; Ruth Riley, Notre Dame; Georgia Schweitzer, Duke; Jackie Stiles, Missouri St.; Angie Welle, Iowa.

2002
Chantelle Anderson, Vanderbilt; Alana Beard, Duke; Sue Bird, Connecticut; Swin Cash, Connecticut; Stacey Dales, Oklahoma; Kara Lawson, Tennessee; Kelly Mazzante, Penn St.; Nicole Powell, Stanford; LaToya Thomas, Mississippi St.; Lindsay Whalen, Minnesota.

2003
Chantelle Anderson, Vanderbilt; Alana Beard, Duke; Kara Lawson, Tennessee; Kelly Mazzante, Penn St.; Nicole Ohlde, Kansas St.; Jocelyn Penn, South Carolina; Diana Taurasi, Connecticut; LaToya Thomas, Mississippi St.; Kendra Wecker, Kansas St.; Lindsay Whalen, Minnesota.

2004
First Team: Alana Beard, Duke; Kelly Mazzante, Penn St.; Nicole Ohlde, Kansas St.; Nicole Powell, Stanford; Diana Taurasi, Connecticut.

Second Team: Shyra Ely, Tennessee; Chandi Jones, Houston; Stacy Stephens, Texas; Lindsay Whalen, Minnesota; Shereka Wright, Purdue.

2005
Seimone Augustus, LSU; Monique Currie, Duke; Jessica Davenport, Ohio St.; Sandora Irvin, TCU; Tiffany Jackson, Texas; Tameka Johnson, LSU; Janel McCarville, Minnesota; Kendra Wecker, Kansas St.; Tanisha Wright, Penn St.; Sophia Young, Baylor.

2006
Seimone Augustus, LSU; Monique Currie, Duke; Jessica Davenport, Ohio St.; Crystal Langhorne, Maryland; Ivory Latta, North Carolina; Courtney Paris, Oklahoma; Candace Parker, Tennessee; Cappie Pondexter, Rutgers; Candice Wiggins, Stanford; Sophia Young, Baylor.

2007
Alison Bales, Duke; Jessica Davenport, Ohio St.; Sylvia Fowles, LSU; Chrissy Givens, Middle Tenn.; Lindsey Harding, Duke; Crystal Langhorne, Maryland; Ivory Latta, North Carolina; Courtney Paris, Oklahoma; Candace Parker, Tennessee; Candice Wiggins, Stanford.

John Wooden Women's All-America Team

First presented in 2004. Voted on by 200 media members and women's college basketball experts for the top on-the-court performers evaluated also on academics and character. Named for the legendary former UCLA head coach John Wooden.

2004
Alana Beard, Duke; Kelly Mazzante, Penn St.; Nicole Powell, Stanford; Diana Taurasi, Connecticut; Shereka Wright, Purdue.

2005
Seimone Augustus, LSU; Monique Currie, Duke; Jessica Davenport, Ohio St.; Janel McCarville, Minnesota; Kendra Wecker, Kansas St.

2006
Seimone Augustus, LSU; Monique Currie, Duke; Ivory Latta, North Carolina; Courtney Paris, Oklahoma; Cappie Pondexter, Rutgers.

2007
Sylvia Fowles, LSU; Lindsey Harding, Duke; Ivory Latta, North Carolina; Courtney Paris, Oklahoma; Candace Parker, Tennessee.

Lowe's All-Senior CLASS All-America Team

First selected in 2003, and was sponsored by Bayer Advantage until 2007.

2003
First Team: Chantelle Anderson, Vanderbilt; Kara Lawson, Tennessee; Ashley McElhiney, Vanderbilt; Jocelyn Penn, South Carolina; LaToya Thomas, Mississippi St.

Second Team: Coretta Brown, North Carolina; Courtney Coleman, Ohio St.; Cheryl Ford, Louisiana Tech; Gwen Jackson, Tennessee; Plenette Pierson, Texas Tech.

2004
First Team: Alana Beard, Duke; Kelly Mazzante, Penn St.; Nicole Ohlde, Kansas St.; Diana Taurasi, Connecticut; Lindsay Whalen, Minnesota.

Second Team: Tera Bjorklund, Colorado; Chandi Jones, Houston; Nicole Powell, Stanford; Stacy Stephens, Texas; Shereka Wright, Purdue.

2005
First Team: Jacqueline Batteast, Notre Dame; Temeka Johnson, LSU; Caity Matter, Ohio St.; Janel McCarville, Minnesota; Kendra Wecker, Kansas St.

Second Team: Steffanie Blackmon, Baylor; Shyra Ely, Tennessee; Sandora Irvin, TCU; Tan White, Mississippi St.; Tanisha Wright, Penn St.

2006
First Team: Seimone Augustus, LSU; Monique Currie, Duke; Cappie Pondexter, Rugters; Ann Strother, Connecticut; Sophia Young, Baylor.

Second Team: LaToya Davis, Texas Tech; Megan Duffy, Notre Dame; Candice Dupree, Temple; Liz Shimek, Michigan St.; Barbara Turner, Connecticut.

2007
First Team: Alison Bales, Duke; Shay Doron, Maryland; Katie Gearlds, Purdue; Lindsey Harding, Duke; Kate Hobbs, Navy.

Second Team: Amanda Brown, Penn St.; Jessica Davenport, Ohio St.; Dee Davis, Vanderbilt; Ivory Latta, North Carolina; Shay Murphy, Southern California.

Daktronics Division II All-America Teams

FIRST TEAMS

2000
Caroline Boclair, Delta St.; Jackie Bucher, Abilene Christian; Theresa Carroll, Philadelphia U.; Jayne Even, North Dakota St.; Tara Holloway, Emporia St.

2001
Amanda Baker, Cal St. Bakersfield; Emily Bloss, Emporia St.; Caroline Boclair, Delta St.; Brandi Green, West Tex. A&M; Theresa LeCuyer, North Dakota.

2002
Michelle Cottrell, Northern Ky.; Heather Garay, Cal St. Bakersfield; Amba Kongolo, N.C. Central; Lauri McIntosh, Cal Poly Pomona; Denise Shelton, Mars Hill.

2003
Alice Duesing, Lake Superior St.; Heather Garay, Cal St. Bakersfield; Mandy Koupal, South Dakota; Melissa Parker, South Dakota St.; Becky Siembak, California (Pa.).

2004
Candice Allen, Cal Poly Pomona; Crystal Clary, Lenoir-Rhyne; Mandy Koupal, South Dakota; Marisa Leighton, North Dakota; Sara McKinney, California (Pa.).

2005
Candice Allen, Cal Poly Pomona; Lindsey Dietz, Minn. Duluth; Carone Harris, Central Ark.; Erika Quigley, St. Cloud St.; Lucresia West, Fla. Southern.

2006
Tanetra Barrett, Wingate; Jennifer Harris, Washburn; Lisa Lee, Charleston (W.V.); Erika Quigley, St. Cloud St.; Nikki Reams, Grand Valley St.

2007
Emily Brister, West Tex. A&M; Leora Juster, UC San Diego; Erika Quigley, St. Cloud St.; Rachel Redick, Glenville St.; Darcie Schmidt, Lewis.

D3hoops.com All-America Teams

First presented in 1997-98, the team is selected by sports information directors around the country.

FIRST TEAMS

1998
Alia Fischer, Washington-St. Louis; Katie Haley, McDaniel; Misty Hart, Chris. Newport; Ronda Jo Miller, Gallaudet; Suzy Venet, Mount Union.

1999
Kathleen Higgins, Williams; Ronda Jo Miller, Gallaudet; Kelly Morrison, DePauw; Joanne Polakoski, King's (Pa.); Kristen Venne, Susquehanna.

2000
Jayme Anderson, Wis.-Eau Claire; Alia Fischer, Washington-St. Louis; Kelly Halpin, Scranton; Ronda Jo Miller, Gallaudet; Joanne Polakoski, King's (Pa.).

2001
Meg Frazier, Hendrix; Alison Grubbs, Lake Forest; Kendra Meyer, Capital; Tasha Rodgers, Washington-St. Louis; Kate Smith, Cortland St.

2002
Kendra Anderson, Hardin-Simmons; Jill Dewane, Lakeland; Kari Groshek, Wis.-Stevens Point; Heather Kile, Swarthmore; Missy Pederson, St. Thomas (Minn.).

2003
Kendra Anderson, Hardin-Simmons; Michelle Barlau, St. Benedict; Amy Campion, Salisbury; Allison Coleman, Eastern Conn. St.; Amanda Kerkstra, Hope.

2004
Allison Coleman, Eastern Conn. St.; Courtney Johnson, Pacific Lutheran; Tara Rausch, Wilmington (Ohio); Lora Trenkle, Bowdoin; Tiffini Varrasse, King's (Pa.).

2005
Amanda Nechuta, Wis.-Stevens Point; Tara Rohde, Trinity (Tex.); Megan Silva, Randolph-Macon; Leigh Sulkowski, Wash. & Jeff.; Olivia Zurek, Bates.

2006
Kelsey Duoss, Wis.-Stout; Eileen Flaherty, Bowdoin; Ashley Marble, Southern Me.; Megan Silva, Randolph-Macon; Leigh Sulkowski, Wash. & Jeff.

2007
Kelsey Duoss, Wis.-Stout; Crystal Hoewisch, Carroll (Wis.); Lindsay Ippel, Millikin; Ashley Marble, Southern Me.; Taryn Mellody, Scranton.

Annual Awards

The Associated Press Player of the Year

Year	Player, Team
1995	Rebecca Lobo, Connecticut
1996	Jennifer Rizzotti, Connecticut
1997	Kara Wolters, Connecticut
1998	Chamique Holdsclaw, Tennessee
1999	Chamique Holdsclaw, Tennessee
2000	Tamika Catchings, Tennessee
2001	Ruth Riley, Notre Dame
2002	Sue Bird, Connecticut
2003	Diana Taurasi, Connecticut
2004	Alana Beard, Duke
2005	Seimone Augustus, LSU
2006	Seimone Augustus, LSU
2007	Candace Parker, Tennessee

U.S. Basketball Writers Association Player of the Year

Year	Player, Team
1994	Lisa Leslie, Southern California
1998	Chamique Holdsclaw, Tennessee
1999	Chamique Holdsclaw, Tennessee
2000	Tamika Catchings, Tennessee
2001	Ruth Riley, Notre Dame
2002	Sue Bird, Connecticut
2003	Diana Taurasi, Connecticut
2004	Alana Beard, Duke
2005	Seimone Augustus, LSU
2006	Ivory Latta, North Carolina
2007	Candace Parker, Tennessee

Naismith Trophy Finalists

These teams represent the finalists for the Naismith Trophy, presented by the Atlanta Tip-Off Club.

1983
Anne Donovan, Old Dominion; Valerie Still, Kentucky; Cheryl Miller, Southern California; LaTaunya Pollard, Long Beach St.; Janice Lawrence, Louisiana Tech.

1984
Cheryl Miller, Southern California; Janet Harris, Georgia; Janice Lawrence, Louisiana Tech; Kim Mulkey, Louisiana Tech; Medina Dixon, Old Dominion.

1985
Cheryl Miller, Southern California; Janet Harris, Georgia; Medina Dixon, Old Dominion; Andrea Lloyd, Texas; Pam Gant, Louisiana Tech.

1986
Cheryl Miller, Southern California; Cindy Brown, Long Beach St.; Teresa Edwards, Georgia; Kamie Ethridge, Texas; Andrea Lloyd, Texas.

1987
Clarissa Davis, Texas; Cindy Brown, Long Beach St.; Katrina McClain, Georgia; Andrea Lloyd, Texas; Clemette Haskins, Western Ky.

1988
Michelle Edwards, Iowa; Bridgette Gordon, Tennessee; Vickie Orr, Auburn; Teresa Weatherspoon, Louisiana Tech; Sue Wicks, Rutgers.

1989
Vickie Orr, Auburn; Vicky Bullett, Maryland; Bridgette Gordon, Tennessee; Clarissa Davis, Texas; Penny Toler, Long Beach St.

1990
Jennifer Azzi, Stanford; Venus Lacy, Louisiana Tech; Dale Hodges, St. Joseph's; Paulette Jordan, UNLV; Andrea Stinson, North Carolina St.

1992
Susan Robinson, Penn St.; MaChelle Joseph, Purdue; Val Whiting, Stanford; Dena Head, Tennessee; Dawn Staley, Virginia.

1995
Niesa Johnson, Alabama; Rebecca Lobo, Connecticut; Nikki McCray, Tennessee; Shelley Sheetz, Colorado; Charlotte Smith, North Carolina.

1996
Jennifer Rizzotti, Connecticut; Saudia Roundtree, Georgia; Vickie Johnson, Louisiana Tech; Kate Starbird, Stanford; La'Keshia Frett, Georgia.

1997
La'Keisha Frett, Georgia; Chamique Holdsclaw, Tennessee; Nykesha Sales, Connecticut; Kate Starbird, Stanford; Kara Wolters, Connecticut.

1998
Chamique Holdsclaw, Tennessee; Nykesha Sales, Connecticut; Ticha Penicheiro, Old Dominion; Kristin Folkl, Stanford; Tracy Reid, North Carolina.

1999
Chamique Holdsclaw, Tennessee; Stephanie White-McCarty, Purdue; Svetlana Abrosimova, Connecticut; Becky Hammon, Colorado St.; Tamika Catchings, Tennessee.

2000
Tamika Catchings, Tennessee; Svetlana Abrosimova, Connecticut; Shea Ralph, Connecticut; Kelly Miller, Georgia; Semeka Randall, Tennessee.

2001
Svetlana Abrosimova, Connecticut; Chantelle Anderson, Vanderbilt; Sue Bird, Connecticut; Tamika Catchings, Tennessee; Katie Douglas, Purdue; Marie Ferdinand, LSU; Brandi McCain, Florida; Coco Miller, Georgia; Kelly Miller, Georgia; Shea Ralph, Connecticut; Ruth Riley, Notre Dame; Georgia Schweitzer, Duke; Michelle Snow, Tennessee; Jackie Stiles, Missouri St.

2002
Chantelle Anderson, Vanderbilt; Alana Beard, Duke; Sue Bird, Connecticut; Swin Cash, Connecticut; LaNeishea Caufield, Oklahoma; Stacey Dales, Oklahoma; Deanna Jackson, UAB; Gwen Jackson, Tennessee; Sheila Lambert, Baylor; Kara Lawson, Tennessee; Kelly Mazzante, Penn St.; Brandi McCain, Florida; Nicole Powell, Stanford; Michelle Snow, Tennessee; Diana Taurasi, Connecticut; LaToya Thomas, Mississippi St.; Ayana Walker, Louisiana Tech; Angie Welle, Iowa St.; Tamika Williams, Connecticut; Shereka Wright, Purdue.

2003
Chantelle Anderson, Vanderbilt; Alana Beard, Duke; Kara Braxton, Georgia; Coretta Brown, North Carolina; Shameka Christon, Arkansas; Gwen Jackson, Tennessee; Kara Lawson, Tennessee; Kelly Mazzante, Penn St.; Nicole Ohlde, Kansas St.; Jocelyn Penn, South Carolina; Plenette Pierson, Texas Tech; Nicole Powell, Stanford; Aiysha Smith, LSU; Stacy Stephens, Texas; Diana Taurasi, Connecticut; LaToya Thomas, Mississippi St.; Iciss Tillis, Duke; Kendra Wecker, Kansas St.; Lindsay Whalen, Minnesota; Shereka Wright, Purdue.

2004
Seimone Augustus, LSU; Jacqueline Batteast, Notre Dame; Alana Beard, Duke; Tera Bjorklund, Colorado; Jamie Carey, Texas; Shameka Christon, Arkansas; Shyra Ely, Tennessee; Trina Frierson, Louisiana Tech; Chandi Jones, Houston; Kelly Mazzante, Penn St.; Nicole Ohlde, Kansas St.; Cappie Pondexter, Rutgers; Nicole Powell, Stanford; Stacy Stephens, Texas; Diana Taurasi, Connecticut; Christi Thomas, Georgia; Iciss Tillis, Duke; Kendra Wecker, Kansas St.; Lindsay Whalen, Minnesota; Shereka Wright, Purdue.

2005
Seimone Augustus, LSU; Monique Currie, Duke; Jessica Davenport, Ohio St.; Sandora Irvin, TCU.

2006
Seimone Augustus, LSU; Ivory Latta, North Carolina; Courtney Paris, Oklahoma; Cappie Pondexter, Rutgers.

2007
Jessica Davenport, Ohio St.; Lindsey Harding, Duke; Courtney Paris, Oklahoma; Candace Parker, Tennessee.

Naismith Trophy

First presented in 1983 by the Atlanta Tip-Off Club and voted on by a panel of media and coaches. Named after Dr. James Naismith, inventor of basketball. Goes to the Player of the Year.

Year	Player, Team
1983	Anne Donovan, Old Dominion
1984	Cheryl Miller, Southern California
1985	Cheryl Miller, Southern California
1986	Cheryl Miller, Southern California
1987	Clarissa Davis, Texas
1988	Sue Wicks, Rutgers
1989	Clarissa Davis, Texas
1990	Jennifer Azzi, Stanford
1991	Dawn Staley, Virginia
1992	Dawn Staley, Virginia
1993	Sheryl Swoopes, Texas Tech
1994	Lisa Leslie, Southern California
1995	Rebecca Lobo, Connecticut
1996	Saudia Roundtree, Georgia
1997	Kate Starbird, Stanford
1998	Chamique Holdsclaw, Tennessee
1999	Chamique Holdsclaw, Tennessee
2000	Tamika Catchings, Tennessee
2001	Ruth Riley, Notre Dame
2002	Sue Bird, Connecticut
2003	Diana Taurasi, Connecticut
2004	Diana Taurasi, Connecticut
2005	Seimone Augustus, LSU
2006	Seimone Augustus, LSU
2007	Lindsey Harding, Duke

State Farm Wade Trophy/ Division I Player of the Year

Co-sponsored by the Women's Basketball Coaches Association and State Farm Insurance, the Wade Trophy/Players of the Year Program honors the national women's basketball player of the year in NCAA Division I.

Named for the late, legendary three-time national champion Delta State (Miss.) University coach Margaret Wade, the Wade Trophy is the first and the most prestigious award bestowed on an NCAA Division I women's basketball player. The award was first presented in 1978 to Carol Blazejowski, now vice president and general manager for the WNBA's New York Liberty. State Farm's sponsorship began in 2003.

Year	Player, Team
1978	Carol Blazejowski, Montclair St.
1979	Nancy Lieberman, Old Dominion
1980	Nancy Lieberman, Old Dominion
1981	Lynette Woodard, Kansas
1982	Pam Kelly, Louisiana Tech
1983	LaTaunya Pollard, Long Beach St.
1984	Janice Lawrence, Louisiana Tech
1985	Cheryl Miller, Southern California
1986	Kamie Ethridge, Texas
1987	Shelly Pennefather, Villanova
1988	Teresa Weatherspoon, Louisiana Tech
1989	Clarissa Davis, Texas
1990	Jennifer Azzi, Stanford
1991	Daedra Charles, Tennessee
1992	Susan Robinson, Penn St.
1993	Karen Jennings, Nebraska
1994	Carol Ann Shudlick, Minnesota
1995	Rebecca Lobo, Connecticut
1996	Jennifer Rizzotti, Connecticut
1997	DeLisha Milton, Florida
1998	Ticha Penicheiro, Old Dominion
1999	Stephanie White-McCarty, Purdue
2000	Edwina Brown, Texas
2001	Jackie Stiles, Missouri St.
2002	Sue Bird, Connecticut
2003	Diana Taurasi, Connecticut
2004	Alana Beard, Duke

Year	Player, Team
2005	Seimone Augustus, LSU
2006	Seimone Augustus, LSU
2007	Candace Parker, Tennessee

John R. Wooden Award

First presented in 2004 to college basketball's top women's player. The recipient is selected from the five-player John Wooden Women's All-America Team. Named for legendary former UCLA basketball coach John Wooden.

Year	Player, Team
2004	Alana Beard, Duke
2005	Seimone Augustus, LSU
2006	Seimone Augustus, LSU
2007	Candace Parker, Tennessee

Lowe's All-Senior CLASS Award

First presented in 2002 to the outstanding senior NCAA Division I women's basketball player. Was sponsored by Bayer Advantage from 2002 to 2006.

Year	Player, Team
2002	Sue Bird, Connecticut
2003	LaToya Thomas, Mississippi St.
2004	Alana Beard, Duke
2005	Kendra Wecker, Kansas St.
2006	Seimone Augustus, LSU
2007	Alison Bales, Duke

Frances Pomeroy Naismith Award

First presented in 1984 to the outstanding female senior collegian 5-8 or under in height. Nominated and selected by the WBCA and presented by the Naismith Basketball Hall of Fame.

Year	Player, Team
1984	Kim Mulkey, Louisiana Tech
1985	Maria Stack, Georgia
1986	Kamie Ethridge, Texas
1987	Rhonda Windham, Southern California
1988	Suzie McConnell, Penn St.
1989	Paulette Backstrom, Bowling Green
1990	Julie Dabrowski, New Hampshire
1991	Shanya Evans, Providence
1992	Rosemary Kosiorek, West Virginia
1993	Dena Evans, Virginia
1994	Nicole Levesque, Wake Forest
1995	Amy Dodrill, Johns Hopkins
1996	Jennifer Rizzotti, Connecticut
1997	Jennifer Howard, North Carolina St.
1998	Angie Arnold, Johns Hopkins
1999	Becky Hammon, Colorado St.
2000	Helen Darling, Penn St.
2001	Niele Ivey, Notre Dame
2002	Sheila Lambert, Baylor
2003	Kara Lawson, Tennessee
2004	Erika Valek, Purdue
2005	Tan White, Mississippi St.
2006	Megan Duffy, Notre Dame
2007	Lindsey Harding, Duke

Honda-Broderick Cup

First presented in 1977 by Thomas Broderick. Honda has presented the award since 1987. The award recognizes the collegiate woman athlete of the year. The players listed below represent the Honda Award athlete of the year in the sport of women's basketball. The Honda Awards Program has completed its 28th year and recognizes the top women collegiate athletes in each of 12 sports.

Year	Player, Team
1977	Lusia Harris, Delta St.
1978	Ann Meyers, UCLA
1979	Nancy Lieberman, Old Dominion
1986	Kamie Ethridge, Texas
1988	Teresa Weatherspoon, Louisiana Tech
1991	Dawn Staley, Virginia
1995	Rebecca Lobo, Connecticut
1996	Jennifer Rizzotti, Connecticut
1998	Chamique Holdsclaw, Tennessee
2000	Shea Ralph, Connecticut
2001	Jackie Stiles, Missouri St.
2002	Sue Bird, Connecticut
2003	Diana Taurasi, Connecticut
2004	Diana Taurasi, Connecticut
2005	Seimone Augustus, LSU

State Farm/WBCA Divisions II and III Players of the Year

First presented in 1983 and voted on by Women's Basketball Coaches Association membership. Presented to the best players in Divisions II and III. Division I players were included until 2001. Presented by Champion from 1983 to 1994, Rawlings from 1995 to 2002 and State Farm since 2003.

Year		Player, Team
1983	Div. I:	Anne Donovan, Old Dominion
	Div. II:	Jackie White, Cal Poly Pomona
	Div. III:	Margie O'Brien, Clark (Mass.)
1984	Div. I:	Janice Lawrence, Louisiana Tech
	Div. II:	Carla Eades, Central Mo.
	Div. III:	Page Lutz, Elizabethtown
1985	Div. I:	Cheryl Miller, Southern California
	Div. II:	Rosie Jones, Central Mo.
	Div. III:	Deanna Kyle, Scranton
1986	Div. I:	Cheryl Miller, Southern California
	Div. II:	Vickie Mitchell, Cal Poly Pomona
	Div. III:	Jane Meyer, Elizabethtown
1987	Div. I:	Katrina McClain, Georgia
	Div. II:	Debra Larsen, Cal Poly Pomona
	Div. III:	Shelley Parks, Scranton
1988	Div. I:	Michelle Edwards, Iowa
	Div. II:	Vanessa Wells, West Tex. A&M
	Div. III:	Jessica Beachy, Concordia-M'head
1989	Div. I:	Clarissa Davis, Texas
	Div. II:	Cathy Gooden, Cal Poly Pomona
	Div. III:	Kirsten Dumford, Cal St. Stanislaus
1990	Div. I:	Venus Lacy, Louisiana Tech
	Div. II:	Crystal Hardy, Delta St.
	Div. III:	Susan Heidt, St. John Fisher
1991	Div. I:	Dawn Staley, Virginia
	Div. II:	Tracy Saunders, Norfolk St.
	Div. III:	Ann Gilbert, Oberlin
1992	Div. I:	Dawn Staley, Virginia
	Div. II:	Mindy Young, Pitt.-Johnstown
	Div. III:	Kathy Beck, Moravian
1993	Div. I:	Sheryl Swoopes, Texas Tech
	Div. II:	Yolanda Griffith, Fla. Atlantic
	Div. III:	Laurie Trow, St. Thomas (Minn.)
1994	Div. I:	Lisa Leslie, Southern California
	Div. II:	Tammy Greene, Philadelphia U.
	Div. III:	Laura Schmelzer, Capital
1995	Div. I:	Rebecca Lobo, Connecticut
	Div. II:	Sheri Kleinsasser, North Dakota
	Div. III:	Emilie Hanson, Central (Iowa)
1996	Div. I:	Saudia Roundtree, Georgia
	Div. II:	Jennifer Clarkson, Abilene Christian
	Div. III:	Wendy Wangerin, Wis.-Oshkosh
1997	Div. I:	Kate Starbird, Stanford
	Div. II:	Kasey Morlock, North Dakota St.
	Div. III:	Corinne Carson, Marymount (Va.)
1998	Div. I:	Chamique Holdsclaw, Tennessee
	Div. II:	Jenny Crouse, North Dakota
	Div. III:	Alia Fischer, Washington-St. Louis
1999	Div. I:	Chamique Holdsclaw, Tennessee
	Div. II:	Jenny Crouse, North Dakota
	Div. III:	Alia Fischer, Washington-St. Louis
2000	Div. I:	Tamika Catchings, Tennessee
	Div. II:	Jayne Even, North Dakota St.
	Div. III:	Alia Fischer, Washington-St. Louis
2001	Div. II:	Theresa LeCuyer, North Dakota
	Div. III:	Tasha Rodgers, Washington-St. Louis
2002	Div. II:	Lauri McIntosh, Cal Poly Pomona
	Div. III:	Meredith Eisenhut, St. Lawrence
2003	Div. II:	Becky Siembak, California (Pa.)
	Div. III:	Kendra Anderson, Hardin-Simmons
2004	Div. II:	Mandy Koupal, South Dakota
	Div. III:	Allison Coleman, Eastern Conn. St.
2005	Div. II:	Candice Allen, Cal Poly Pomona
	Div. III:	Amanda Nechuta, Wis.-Stevens Point
2006	Div. II:	Jennifer Harris, Washburn
	Div. III:	Megan Silva, Randolph-Macon
2007	Div. II	Erika Quigley, St. Cloud St.
	Div. III	Eileen Flaherty, Bowdoin

Ed Steitz Award

Named in honor of the "father" of the collegiate three-point shot. Awarded by the Tip-Off Classic Committee to the nation's top Division I male (starting in 1991) and female (starting 1995) three-point shooter by percentage until 2006.

Year	Player, Team
1995	Heather Prater, Middle Tenn.
1996	Kelly DeLong, Western Mich.
1997	Chrissy Roberts, Eastern Ky.
1998	Sarah Lenschow, Valparaiso
1999	Wendi Willits, Arkansas
2000	Courtney Banghart , Dartmouth
2001	Allison Clark, Tennessee Tech
2002	Valerie King, Cinncinnati
2003	Caity Matter, Ohio St.
2004	Kathy Joes, George Washington
2006	Caroline Williams, Vanderbilt

Nancy Lieberman Award

First presented in 2000 to the nation's best ball-handler. The criterion for the award is the floor leadership, play-making and ball-handling skills that personified the legendary Nancy Lieberman during her college career. Lieberman is a member of the Naismith Memorial Basketball Hall of Fame. Associated Press sportswriters, from across the country, nominate the finalists and select the eventual winner. The award is presented annually by the Rotary Club of Detroit.

Year	Player, Team
2000	Sue Bird, Connecticut
2001	Sue Bird, Connecticut
2002	Sue Bird, Connecticut
2003	Diana Taurasi, Connecticut
2004	Diana Taurasi, Connecticut
2005	Temeka Johnson, LSU
2006	Ivory Latta, North Carolina
2007	Lindsey Harding, Duke

Daktronics Division II Player of the Year

First presented in 1995 by Daktronics, Inc., to the Player of the Year in Division II.

Year	Player, Team
1995	Jennifer Clarkson, Abilene Christian
1996	Jennifer Clarkson, Abilene Christian
1997	No player selected
1998	Konecka Drakeford, Johnson C. Smith
1999	Jenny Crouse, North Dakota
2000	Tara Holloway, Emporia St.
2001	Emily Bloss, Emporia St.
2002	Lauri McIntosh, Cal Poly Pomona
2003	Mandy Koupal, South Dakota
2004	Mandy Koupal, South Dakota
2005	Candice Allen, Cal Poly Pomona
2006	Jennifer Harris, Washburn
2007	Erika Quigley, St. Cloud St.

Coaching Awards

The Associated Press Coach of the Year

Year	Coach, Team
1995	Geno Auriemma, Connecticut
1996	Angie Lee, Iowa
1997	Geno Auriemma, Connecticut
1998	Pat Summitt, Tennessee
1999	Carolyn Peck, Purdue
2000	Geno Auriemma, Connecticut
2001	Muffet McGraw, Notre Dame
2002	Brenda Oldfield, Minnesota
2003	Geno Auriemma, Connecticut
2004	Joe Curl, Houston
2005	Joanne McCallie, Michigan St.
2006	Sylvia Hatchell, North Carolina
2007	Gail Goestenkors, Duke

Naismith Coach of the Year

Year	Coach, Team
1987	Pat Summitt, Tennessee
1988	Leon Barmore, Louisiana Tech
1989	Pat Summitt, Tennessee
1990	Tara VanDerveer, Stanford
1991	Debbie Ryan, Virginia
1992	Chris Weller, Maryland
1993	Vivian Stringer, Iowa
1994	Pat Summitt, Tennessee
1995	Geno Auriemma, Connecticut
1996	Andy Landers, Georgia
1997	Geno Auriemma, Connecticut
1998	Pat Summitt, Tennessee
1999	Carolyn Peck, Purdue
2000	Geno Auriemma, Connecticut
2001	Muffet McGraw, Notre Dame
2002	Geno Auriemma, Connecticut
2003	Gail Goestenkors, Duke
2004	Pat Summitt, Tennessee
2005	Pokey Chatman, LSU
2006	Sylvia Hatchell, North Carolina
2007	Gail Goestenkors, Duke

U.S. Basketball Writers Association Coach of the Year

Year	Coach, Team
1994	Ceal Barry, Colorado
1998	Pat Summitt, Tennessee
1999	Carolyn Peck, Purdue
2000	Andy Landers, Georgia
2001	Muffet McGraw, Notre Dame
2002	Brenda Oldfield, Minnesota
2003	Geno Auriemma, Connecticut
2004	Joe Curl, Houston
2005	Pokey Chatman, LSU
2006	Sylvia Hatchell, North Carolina
2007	Gail Goestenkors, Duke

John & Nellie Wooden Award

Presented from 1997 to 2001 to the nation's top women's basketball coach by the Utah Tip Off Club. The award is named in honor of the late Nellie Wooden, wife of the renowned UCLA coach John Wooden.

Year	Coach, Team
1997	Jody Conradt, Texas
1998	Pat Summitt, Tennessee
1999	Carolyn Peck, Purdue
2000	Kay Yow, North Carolina St.
2001	Elaine Elliott, Utah

Russell Athletic/WBCA Coach of the Year

First presented in 1983 by the Women's Basketball Coaches Association membership.

Year	Coach, Team
1983	Div. I: Pat Summitt, Tennessee
	Div. II: Jorja Hoehn, Central Mo.
	Div. III: Wayne Morgan, North Central (Ill.)
1984	Div. I: Jody Conradt, Texas
	Div. II: Linda Makowski, Dayton
	Div. III: A.J. Stovall, Rust
1985	Div. I: Jim Foster, St. Joseph's
	Div. II: Jorja Hoehn, Central Mo.
	Div. III: Mike Strong, Scranton
1986	Div. I: Jody Conradt, Texas
	Div. II: Brenda Reilly, Central Conn. St.
	Div. III: Tim Shea, Salem St.
1987	Div. I: Theresa Grentz, Rutgers
	Div. II: Nancy Winstel, Northern Ky.
	Div. III: Linda Wunder, Wis.-Stevens Point
1988	Div. I: Vivian Stringer, Iowa
	Div. II: Darlene May, Cal Poly Pomona
	Div. III: Duane Siverson, Concordia-M'head
1989	Div. I: Tara VanDerveer, Stanford
	Div. II: Jane Williamson, West Ga.
	Div. III: LeAnn Heinrich, Cal St. Stanislaus
1990	Div. I: Kay Yow, North Carolina St.
	Div. II: Darlene May, Cal Poly Pomona
	Div. III: Sue Wise, Hope
1991	Div. I: Rene Portland, Penn St.
	Div. II: James Sweat, Norfolk St.
	Div. III: Donna Newberry, Muskingum
1992	Div. I: Ferne Labati, Miami (Fla.)
	Div. II: Barbara Stevens, Bentley
	Div. III: Mary Beth Spirk, Moravian
1993	Div. I: Vivian Stringer, Iowa
	Div. II: Amy Ruley, North Dakota St.
	Div. III: Mike Durbin, St. Benedict
1994	Div. I: Marsha Sharp, Texas Tech
	Div. II: Paula Sullivan, Stonehill
	Div. III: Dixie Jeffers, Capital
1995	Div. I: Pat Summitt, Tennessee
	Div. II: Jorja Hoehn, UC Davis
	Div. III: Dixie Jeffers, Capital
1996	Div. I: Leon Barmore, Louisiana Tech
	Div. II: Suzanne Fox, Abilene Christian
	Div. III: Kathi Bennett, Wis.-Oshkosh
1997	Div. I: Geno Auriemma, Connecticut
	Div. II: Bob Schneider, West Tex. A&M
	Div. III: Lisa Stone, Wis.-Eau Claire
1998	Div. I: Pat Summitt, Tennessee
	Div. II: Cindy Stein, Emporia St.
	Div. III: Mike Durbin, St. Benedict
1999	Div. I: Carolyn Peck, Purdue
	Div. II: Barbara Stevens, Bentley
	Div. III: Pam Ruder, Wis.-Oshkosh
2000	Div. I: Geno Auriemma, Connecticut
	Div. II: Nancy Winstel, Northern Ky.
	Div. III: Nancy Fahey, Washington-St. Louis
2001	Div. I: Muffet McGraw, Notre Dame
	Div. II: Barbara Stevens, Bentley
	Div. III: Nan Carney-DeBord, Ohio Wesleyan
2002	Div. I: Geno Auriemma, Connecticut
	Div. II: Paul Thomas, Cal Poly Pomona
	Div. III: Kris Huffman, DePauw
2003	Div. I: Gail Goestenkors, Duke
	Div. II: Gordy Presnell, Seattle Pacific
	Div. III: Tonja Englund, Wis.-Eau Claire
2004	Div. I: Rene Portland, Penn St.
	Div. II: Gordy Presnell, Seattle Pacific
	Div. III: Stefanie Pemper, Bowdoin
2005	Div. I: Pokey Chatman, LSU
	Div. II: Dawn Plitzuweit, Grand Valley St.
	Div. III: Gary Fifield, Southern Me.
2006	Div. I: Sylvia Hatchell, North Carolina
	Div. II: Glenn Wilkes Jr., Rollins
	Div: III: Brian Morehouse, Hope
2007	Div. I Gail Goestenkors, Duke
	Div. II Steve Harold, Glenville St.
	Div. III Deena Applebury, Mary Washington

Carol Eckman Award

First presented in 1986 to an active WBCA coach who shows spirit, integrity and courage in coaching women's basketball. The award is named in honor of the late Carol Eckman, former West Chester coach, who died in 1985.

Year	Coach, Team
1986	Laura Mapp, Bridgewater (Va.)
1987	Jody Conradt, Texas
1988	Kay Yow, North Carolina St.
1989	Linda Hill-MacDonald, Minnesota
1990	Maryalyce Jeremiah, Cal St. Fullerton
1991	Marian Washington, Kansas
1992	Jill Hutchison, Illinois St.
1993	C. Vivian Stringer, Iowa
1994	Sue Gunter, LSU
1995	Ceal Barry, Colorado
1996	Joann Rutherford, Missouri
1997	Amy Ruley, North Dakota St.
1998	Kay James, Southern Miss.
1999	Susan Summons, Miami-Dade
2000	Kathy Delaney-Smith, Harvard
2001	Juliene B. Simpson, Marshall
2002	Barbara Stevens, Bentley
2003	Marsha Sharp, Texas Tech
2004	Deirdre Kane, West Chester
2005	Bonnie Henrickson, Kansas
2006	Gail Goestenkors, Duke
2007	Theresa Grentz, Illinois

Maggie Dixon Rookie Coach of the Year Award

First presented in 2007 to honor a Division I head coach and member of the WBCA who is in his/her rookie season of coaching. The award is named in honor of the late Maggie Dixon, whose success during her inaugural year at the Army helm was remarkable.

Year	Coach, Team
2007	Krista Kilburn-Steveskey, Hofstra

Other Honors

United States Olympic Teams

1976 in Montreal, Canada (Silver Medal)
Cindy Brogdon, Mercer; Nancy Dunkle, Cal St. Fullerton; Lusia Harris, Delta St.; Pat Head, Tennessee; Charlotte Lewis, Illinois St.; Nancy Lieberman, Far Rockaway, Queens, N.Y.; Gail Marquis, Queens, N.Y.; Ann Meyers, UCLA; Mary Anne O'Connor, Southern Conn. St.; Patricia Roberts, Emporia St.; Sue Rojcewicz, Southern Conn. St.; Juliene Simpson, John F. Kennedy. Coach: Billie Moore, Cal St. Fullerton; Assistant: Sue Gunter, Stephen F. Austin.

1980 in Moscow, Russia (Boycotted)
Carol Blazejowski, Montclair St.; Denise Curry, UCLA; Anne Donovan, Old Dominion; Tara Heiss, Maryland; Kris Kirchner, Maryland; Debra Miller, Boston U.; Cindy Noble, Tennessee; LaTaunya Pollard, Long Beach St.; Jill Rankin, Tennessee; Rosie Walker, Stephen F. Austin; Holly Warlick, Tennessee; Lynette Woodard, Kansas. Coach: Sue Gunter, Stephen F. Austin; Assistant: Pat Head, Tennessee.

1984 in Los Angeles (Gold Medal)
Cathy Boswell, Illinois St.; Denise Curry, UCLA; Anne Donovan, Old Dominion; Teresa Edwards, Georgia; Lea Henry, Tennessee; Janice Lawrence, Louisiana Tech; Pam McGee, Southern California; Cheryl Miller, Southern California; Kim Mulkey, Louisiana Tech; Cindy Noble, Tennessee; Carol Menken Schaudt, Oregon St.; Lynette Woodard, Kansas. Coach: Pat Head Summitt, Tennessee; Assistants: Kay Yow, North Carolina St.; Nancy Darsch, Tennessee.

1988 in Seoul, South Korea (Gold Medal)
Cindy Brown, Long Beach St.; Vicky Bullett, Maryland; Cynthia Cooper, Southern California; Anne Donovan, Old Dominion; Teresa Edwards, Georgia; Kamie Ethridge, Texas; Jennifer Gillom, Mississippi; Bridgette Gordon, Tennessee; Andrea Lloyd, Texas; Katrina McClain, Georgia; Suzie McConnell, Penn St.; Teresa Weatherspoon, Louisiana Tech. Coach: Kay Yow, North Carolina St.; Assistants: Susan Yow, Drake; Sylvia Hatchell, North Carolina.

1992 in Barcelona, Spain (Bronze Medal)
Vicky Bullett, Maryland; Deadra Charles, Tennessee; Cynthia Cooper, Southern California; Clarissa Davis, Texas; Medina Dixon, Old Dominion; Teresa Edwards, Georgia; Tammy Jackson, Florida; Carolyn Jones, Auburn; Katrina McClain, Georgia; Suzie McConnell, Penn St.; Vickie Orr, Auburn; Teresa Weatherspoon, Louisiana Tech. Coach: Theresa Grentz, Rutgers; Assistants: Lin Dunn, Purdue; Jim Foster, Vanderbilt; Linda Hargrove, Wichita St.

1996 in Atlanta (Gold Medal)
Jennifer Azzi, Stanford; Ruthie Bolton, Auburn; Teresa Edwards, Georgia; Venus Lacy, Louisiana Tech; Lisa Leslie, Southern California; Rebecca Lobo, Connecticut; Katrina McClain, Georgia; Nikki McCray, Tennessee; Carla McGhee, Tennessee; Dawn Staley, Virginia; Katy Steding, Stanford; Sheryl Swoopes, Texas Tech. Coach: Tara VanDerveer, Stanford; Assistants: Ceal Barry, Colorado; Nancy Darsch, Ohio St.; Marian Washington, Kansas.

2000 in Sydney, Australia (Gold Medal)
Ruthie Bolton-Holifield, Auburn; Teresa Edwards, Georgia; Yolanda Griffith, Fla. Atlantic; Chamique Holdsclaw, Tennessee; Lisa Leslie, Southern California; Nikki McCray, Tennessee; DeLisha Milton, Florida; Katie Smith, Ohio St.; Dawn Staley, Virginia; Sheryl Swoopes, Texas Tech; Natalie Williams, UCLA; Kara Wolters, Connecticut. Coach: Nell Fortner, USA Basketball; Assistants: Geno Auriemma, Connecticut; Peggy Gillom, Texas A&M.

2004 in Athens, Greece (Gold Medal)
Sue Bird, Connecticut; Swin Cash, Connecticut; Tamika Catchings, Tennessee; Yolanda Griffith, Fla. Atlantic; Shannon Johnson, South Carolina; Lisa Leslie, Southern California; Ruth Riley, Notre Dame; Katie Smith, Ohio St.; Dawn Staley, Virginia; Sheryl Swoopes, Texas Tech; Diana Taurasi, Connecticut; Tina Thompson, Southern California. Coach: Van Chancellor (Mississippi), Houston Comets; Assistants: Anne Donovan (Old Dominion), Seattle Storm; Gail Goestenkors, Duke; C. Vivian Stringer, Rutgers.

Note: DeLisha Milton-Jones, Florida alumna, was named as a 2004 team member, but injured her knee and was unable to compete in Athens.

NCAA Team of the Decade—1980s

Selected in 1991 by a panel of media and former and current members of the NCAA Division I Women's Basketball Committee. Players must have played in a Women's Final Four.

Cheryl Miller, Southern California, captain; Janice Lawrence, Louisiana Tech; Teresa Weatherspoon, Louisiana Tech; Clarissa Davis, Texas; Bridgette Gordon, Tennessee

Silver Anniversary Kodak All-America Team

Selected in 1999 and voted on by nearly 100 national sports media to select the Top 10 Division I Kodak All-Americans of all time.

Player, School	All-American Years
Carol Blazejowski, Montclair St.	1976-77-78
Teresa Edwards, Georgia	1985-86
Lusia Harris, Delta St.	1975-76-77
Chamique Holdsclaw, Tennessee	1996-97-98-99
Nancy Lieberman, Old Dominion	1978-79-80
Ann Meyers, UCLA	1975-76-77-78
Cheryl Miller, Southern California	1983-84-85-86
Dawn Staley, Virginia	1990-91-92
Sheryl Swoopes, Texas Tech	1992-93
Lynette Woodard, Kansas	1978-79-80-81

NCAA Women's Basketball 25th Anniversary Team

In 2006, an expert panel consisting of administrators, former coaches, representatives from the Women's Basketball Coaches Association (WBCA), the Women's Basketball Hall of Fame and members of the media used historical data and results from online public voting to make the selections based on each individual's achievements during NCAA championship competition.

DIVISION I

Player, School
Bridgette Gordon, Tennessee
Chamique Holdsclaw, Tennessee
Cheryl Miller, Southern California
Sheryl Swoopes, Texas Tech
Diana Taurasi, Connecticut

Coach, School
Pat Summit, Tennessee

DIVISION II

Player, School
Niki Bracken, Cal Poly Pomona
Michelle Cottrell, Northern Ky.
Jenny Crouse, North Dakota
Carla Eades, Central Mo.
Kasey Morlock, North Dakota St.

Coach, School
Amy Ruley, North Dakota St.

DIVISION III

Player, School
Jessica Beachy, Concordia-M'head
Alia Fischer, Washington-St. Louis
Page Lutz, Elizabethtown
Tasha Rodgers, Washington-St. Louis
Laurie Trow, St. Thomas (Minn.)

Coach, School
Nancy Fahey, Washington-St. Louis

Naismith College Basketball Player of 20th Century

Player, School	Years
Chamique Holdsclaw, Tennessee	1996-99

Naismith College Basketball Women's Coach of 20th Century

Coach, Team
Pat Summitt, Tennessee

Naismith Outstanding Contribution Award

Presented by the Atlanta Tip-Off Club.

Year	Recipient
1992	Margaret Wade
2000	Harley Redin
2001	Cathy Rush
2002	Billie Moore
2003	Betty Jaynes
2004	Sonja Hogg
2005	Leon Barmore
2006	Val Ackerman
2007	Kay Yow

John Bunn Award

First presented in 1973 and named for the first chairman of the Basketball Hall of Fame Committee. The award honors an international or national figure who has contributed greatly to the game of basketball. Outside of enshrinement, the John Bunn Award is the most prestigious award presented by the Basketball Hall of Fame. Listed below are the honorees with ties to women's basketball.

Year	Recipient
1990	Pat Head Summitt
2006	Betty Jaynes

Women's Basketball Hall of Fame Inductees

Knoxville, Tennessee

Inductees (85)

Class of 1999 (25)
*Senda Berenson Abbott#
Lidia Alexeeva
*Carol Blazejowski
Joanne Bracker
*Jody Conradt
*Joan Crawford
*Denise Curry
*Anne Donovan
Carol Eckman#
Betty Jo Graber
*Lusia Harris-Stewart
John Head
*Nancy Lieberman
Darlene May
*Ann Meyers
*Cheryl Miller
*Billie Moore
Shin-Ja Park
Harley Redin
*Uljana Semjonova
Jim Smiddy
*Pat Head Summitt
*Bertha Teague
*Margaret Wade
*Nera White

Class of 2000 (24)
Mildred Barnes
Breezy Bishop
E. Wayne Cooley
Nancy Dunkle
Fran Garmon
Dorothy Gaters
*Sue Gunter#
Cindy Noble Hauserman
Rita Horky
Betty F. Jaynes
George E. Killian
Kim Mulkey-Robertson
Lorene Ramsey
Patricia Roberts
Sue Rojcewicz
*Cathy Rush
Juliene Brazinski Simpson
Olga Soukharnova
Alline Banks Sprouse
Borislav Stankovic
Katherine Washington
Dean Weese
Marcy Weston
*Kay Yow

Class of 2001 (10)
*Van Chancellor
Theresa Grentz
Phyllis Holmes
LaTaunya Pollard
Linda K. Sharp
C. Vivian Stringer
Vanya Voynova
Hazel Walker
Rosie Walker
Holly Warlick

Class of 2002 (8)
Cindy Brogdon
Kamie Ethridge
Margaret Sexton Gleaves
*Hortencia Marcari
Sandra Meadows
Lea Plarski
Marianne Crawford Stanley
Tara VanDerveer

Class of 2003 (6)
*Leon Barmore
Tara Heiss
#Claude Hutcherson
Patsy Neal
Doris Rogers
Marsha Sharp

Class of 2004 (6)
Sylvia Hatchell
Lurlyne Greer Rogers
Amy Ruley
Bev Smith
William L. "Bill" Wall
Marian E. Washington

Class of 2005 (6)
Joe Ciampi
Kelli Litsch
Hunter Low
Edna Tarbutton
Dixie Woodall
*Lynette Woodard

Class of 2006 (6)
*Geno Auriemma
Janice Lawrence Braxton
Clarissa Davis-Wrightsil
Paula Goncalves da Silva
Katrina McClain Johnson
Barbara Stevens

Class of 2007 (6)
Daedra Charles-Furlow
Andrea Lloyd Curry
Bridgette Gordon
Mel Greenberg
Pamela Kelly-Flowers
Andy Landers

**Also member of Naismith Memorial Basketball Hall of Fame in Springfield, Massachusetts. #Deceased.*

Mel Greenberg Media Award

First awarded in 1991 and is named after Mel Greenberg, the Philadelphia Inquirer sportswriter who founded the Associated Press Top 25 women's basketball poll. It is presented annually to a member of media or someone in college athletics, who has best displayed a commitment to women's basketball and to advancing the role of the media in the women's game. Presented by the Women's Basketball Coaches Association.

Year	Recipient
1991	Mel Greenberg, Philadelphia Inquirer
1992	Debbie Becker, USA Today
1993	Jane Burns, Des Moines Register
1994	Mimi Griffin, MSG Promotions/ESPN
1995	Mike Augustin, St. Paul Pioneer Press
1996	Debby Jennings, University of Tennessee, Knoxville
1997	Mitch Parkinson, Southern Illinois University at Carbondale
1998	Mary Garber, Winston-Salem Journal
1999	Ann Meyers-Drysdale, ESPN
2000	Vic Dorr, Richmond Times-Dispatch
2001	Robin Roberts, ABC News
2002	Bob Kenney, Courier-Post
2003	Mechelle Voepel, Kansas City Star/ESPN
2004	Tamara Flarup, University of Wisconsin, Madison
2005	Dave Loane, University of Illinois, Champaign
2006	Bill Jauss, Chicago Tribune
2007	Debbie Antonelli, Women's Basketball Analyst

First-Team All-Americans by School

Selectors: Kodak/WBCA (DI) (1975-present); U.S. Basketball Writers Association (DI) (1988-present); Associated Press (DI) (1995-present); Naismith (DI) (1983-02); The Women's Basketball News Service (DI) (1999-02); The Sporting News (DI) (1998-99); Kodak/WBCA (Div. II & III) (1982-present); Daktronics, Inc. (Div. II) (1999-present); D3.com (Div. III) (1997-present).

Three- and- Four-Time First-Team All-America Players (since 1975)

Four Times:
Player, School, Years
Ann Meyers, UCLA, 1975-76-77-78
Lynette Woodard, Kansas, 1978-79-80-81
Cheryl Miller, Southern California, 1983-84-85-86
Chamique Holdsclaw, Tennessee, 1996-97-98-99
Tamika Catchings, Tennessee, 1998-99-2000-01
LaToya Thomas, Mississippi St., 2000-01-02-03
Allison Coleman, Eastern Conn. St., 2001-02-03-04

Three Times:
Player, School, Years
Nancy Dunkle, Cal St. Fullerton, 1975-76-77
Lusia Harris, Delta St., 1975-76-77
Carol Blazejowski, Montclair St., 1976-77-78
Nancy Lieberman, Old Dominion, 1978-79-80
Denise Curry, UCLA, 1979-80-81
Pam Kelly, Louisiana Tech, 1980-81-82
LaTaunya Pollard, Long Beach St., 1981-82-83
Anne Donovan, Old Dominion, 1981-82-83
Janet Harris, Georgia, 1982-84-85
Claudia Schleyer, Abilene Christian, 1984-85-86
Evelyn Oquendo, Salem St., 1984-85-86
Jeannie Demers, Buena Vista, 1985-86-87
Sue Wicks, Rutgers, 1986-87-88
Jackie Dolberry, Hampton, 1987-88-89
Joy Jeter, New Haven, 1987-88-89
Vickie Orr, Auburn, 1987-88-89
Shannon Williams, Valdosta St., 1988-89-90
Dawn Staley, Virginia, 1990-91-92
Laurie Trow, St. Thomas (Minn.), 1991-92-93
Katie Smith, Ohio St., 1993-94-95
Kasey Morlock, North Dakota St., 1995-96-97
LeAnn Freeland, Southern Ind., 1995-96-97
Ashley Totedo, Shippensburg, 1997-98-99
Ronda Jo Miller, Gallaudet, 1998-99-2000
Alia Fischer, Washington-St. Louis, 1998-99-2000
Svetlana Abrosimova, Connecticut, 1999-2000-01
Kendra Meyer, Capital, 1999-2000-01
Kelly Miller, Georgia, 1999-2000-01
Jackie Stiles, Missouri St., 1999-2000-01
Michelle Cottrell, Northern Ky., 2000-01-02
Chantelle Anderson, Vanderbilt, 2001-02-03
Alana Beard, Duke, 2002-03-04
Kelly Mazzante, Penn St., 2002-03-04
Nicole Ohlde, Kansas St., 2002-03-04
Nicole Powell, Stanford, 2002-03-04
Lindsay Whalen, Minnesota, 2002-03-04
Sarah McKinney, California (Pa.) 2002-04-05
Lucresia West, Fla. Southern 2002-04-05
Seimone Augustus, LSU, 2004-05-06
Amanda Newton, Drury, 2004-05-06
Jessica Davenport, Ohio St., 2005-06-07
Taryn Mellody, Scranton, 2005-06-07
Erika Quigley, St. Cloud St., 2005-06-07
Candice Wiggins, Stanford, 2005-06-07

ABILENE CHRISTIAN
84—Claudia Schleyer
85—Claudia Schleyer
86—Claudia Schleyer
96—Jennifer Clarkson
00—Jackie Bucher

ALABAMA
94—Niesa Johnson
95—Niesa Johnson
96—Shalonda Enis
97—Shalonda Enis
98—Dominique Canty
99—Dominique Canty

UAB
02—Deanna Jackson

ALBANY (N.Y.)
86—Rinny Lesane

ALMA
94—Katie Mans

AMERICAN INT'L
06—Sharmion Selman

ANGELO ST.
94—Nicole Collins
04—Natalja Tsurbakova

ARIZONA
98—Adia Barnes

ARKANSAS
91—Delmonica DeHorney

ARKANSAS TECH
82—Sherry Raney-Lovaas

ARMSTRONG ATLANTIC
03—Tishay Lewis

ASSUMPTION
91—Joy Barry

AUBURN
84—Becky Jackson
87—Vickie Orr
88—Vickie Orr
89—Vickie Orr
90—Carolyn Jones
91—Carolyn Jones
93—Lauretta Freeman

AUGUSTANA (S.D.)
92—Dana Nielsen
93—Dana Nielsen
97—Sandra Zwach

BALDWIN-WALLACE
99—Jen Swinehart
01—Jen Nance

BARRY
83—Mary Beasley

BATES
00—Emily King
05—Olivia Zurek

BAYLOR
77—Susie Snider Eppers
02—Sheila Lambert
05—Sophia Young
06—Sophia Young

BELLARMINE
91—Sharonda O'Bannon

BENTLEY
82—Alison Fay
83—Alison Fay
91—Kim Penwell
92—Kim Penwell
Tracie Seymour
96—Kim Cummings
98—Danielle Chaisson
01—Kelly Barker
04—Becky Davison

BINGHAMTON
00—Bess Greenberg

BOWDOIN
04—Lora Trenkle
06—Eileen Flaherty
07—Eileen Flaherty

BYU
80—Tina Gunn

BUENA VISTA
85—Jeannie Demers
86—Jeannie Demers
87—Jeannie Demers
90—Kim Beckman
03—Amy Meggers

BUFFALO ST.
90—Arlene Eagan
91—Arlene Eagan

CABRINI
87—Alfredia Gibbs

CALIFORNIA
93—Milica Vukadinovic

UC RIVERSIDE
82—Donna Hammond
93—Rachel Rosario

UC SAN DIEGO
07—Leora Juster

UC SANTA BARB.
99—Erin Buescher

CAL POLY
82—Laura Buehning

CAL POLY POMONA
82—Carol Welch
Jackie White
83—Carol Welch
Jackie White
86—Vickie Mitchell
87—Debra Larsen
Michelle McCoy
88—Cathy Gooden
89—Cathy Gooden
Niki Bracken
90—Niki Bracken
91—Stephanie Coons
98—Jessica Eggleston
00—Lauri McIntosh
01—Aprile Powell
02—Lauri McIntosh
04—Candice Allen
05—Candice Allen

CAL ST. BAKERSFIELD
01—Amanda Baker
02—Heather Garay
03—Heather Garay

CAL ST. CHICO
06—Amber Simmons

CAL ST. DOM. HILLS
96—Faye Hagan

CAL ST. FULLERTON
75—Nancy Dunkle
76—Nancy Dunkle
77—Nancy Dunkle
91—Genia Miller

CAL ST. STANISLAUS
89—Kirsten Dumford

CALIFORNIA (PA.)
02—Sara McKinney
03—Becky Siembak
04—Sara McKinney
05—Sara McKinney

CALVIN
07—Lisa Winkle

CAPITAL
92—Sandy Buddelmeyer
93—Sandy Buddelmeyer
94—Laura Schmelzer
97—Carrie Ferguson
99—Kendra Meyer
00—Kendra Meyer
01—Kendra Meyer
06—Sara Heitkamp

CARROLL (WIS.)
07—Crystal Hoewisch

CENTRAL ARK.
03—Carone Harris
05—Carone Harris

CENTRAL (IOWA)
93—Tracy Wilson
94—Emilie Hanson
95—Emilie Hanson

CENTRAL CONN. ST.
86—Hope Linthicum

CENTRAL MO.
83—Carla Eades
84—Carla Eades
85—Rosie Jones
86—Jackie Harris
88—Tammy Wilson
89—Tammy Wilson

CENTRE
89—Shannon Collins
90—Susan Yates

CHAPMAN
86—Leone Patterson

COL. OF CHARLESTON
82—Holly Stilley
83—Regina Brown

CHARLESTON (W.V.)
06—Lisa Lee

CHEYNEY
81—Valerie Walker
82—Valerie Walker
84—Yolanda Laney

CHRIS. NEWPORT
86—Pam Stewart
94—Karen Barefoot
98—Misty Hart

CLARION
94—Carlita Jones
95—Carlita Jones

CLARK (MASS.)
83—Margie O'Brien
89—Tara McGuire
90—Anestine Hector
96—Meegan Garrity
97—Meegan Garrity

CLEMSON
82—Barbara Kennedy
94—Jessica Barr

COLBY
84—Kaye Cross
03—Sarah Walsh

COLORADO
94—Shelley Sheetz
95—Shelley Sheetz

COLORADO ST.
99—Becky Hammon

CONCORDIA-M'HEAD
87—Jessica Beachy
88—Jessica Beachy
89—Jillayn Quaschnick
90—Michelle Thykeson
05—Mandy Pearson

CONNECTICUT
91—Kerry Bascom
94—Rebecca Lobo
95—Rebecca Lobo
Jennifer Rizzotti
96—Jennifer Rizzotti
Kara Wolters
97—Kara Wolters
Nykesha Sales
98—Nykesha Sales
99—Svetlana Abrosimova
00—Shea Ralph
Svetlana Abrosimova
01—Svetlana Abrosimova
02—Sue Bird
Swin Cash
Diana Taurasi
Tamika Williams
03—Diana Taurasi
04—Diana Taurasi

CORTLAND ST.
01—Kate Smith

DAYTON
84—Donna Burks

DEFIANCE
96—Amy Flory

DELAWARE VALLEY
01—Alisa DiBonaventura

DELTA ST.
75—Lusia Harris
76—Lusia Harris
77—Lusia Harris
78—Debbie Brock
86—Delinda Samuel
90—Crystal Hardy
92—LaTanya Patty
93—LaTanya Patty
96—Stacy Johnson
97—Stacy Johnson
98—Trina Davis
00—Caroline Boclair
07—Jennifer Rushing

DEPAUL
96—Latasha Byears

DEPAUW
99—Kelly Morrison
07—Liz Bondi

DESALES
04—Alyssa Antolick

DRAKE
86—Wanda Ford

DRURY
04—Amanda Newton
05—Amanda Newton
06—Amanda Newton

DUKE
99— Michele VanGorp
01—Georgia Schweitzer
02—Alana Beard
03—Alana Beard
Iciss Tillis
04—Alana Beard
05—Monique Currie
06—Monique Currie
07—Alison Bales
Lindsey Harding

EASTERN CONN. ST.
90—Robin Gaby
01—Allison Coleman
02—Allison Coleman
03—Allison Coleman
04—Allison Coleman

EDINBORO
92—Tammy Walker-Strode
93—Jeannine Jean-Pierre
00—Jessica Rowe

ELIZABETH CITY ST.
07—Celeste Trahan

ELIZABETHTOWN
84—Page Lutz
Sherri Kinsey
86—Jane Meyer
88—Michelle Swantner
89—Nancy Keene

ELON
75—Susan Yow

EMMANUEL (MASS.)
88—Lesa Dennis

EMPORIA ST.
98—Aneta Kausaite
99—Jurgita Kausaite
00—Tara Holloway
01—Emily Bloss
03—Kristie McClain
06—Michelle Stueve
07—Michelle Stueve

ERSKINE
84—Beth Couture

FLORIDA
97—DeLisha Milton
98—Murriel Page
02—Brandi McCain

FLA. ATLANTIC
93—Yolanda Griffith

FLA. GULF COAST
07—Kate Schrader

FLORIDA INT'L
85—Lynette Richardson
94—Andrea Nagy
95—Andrea Nagy
99—Dalma Ivanyi

FLA. SOUTHERN
87—Kim Disbro
02—Lucresia West
04—Lucresia West
05—Lucresia West

FORT VALLEY ST.
91—Jackie Givens

FRANCIS MARION
83—Daphne Donnelly

FRANK. & MARSH.
90—Anne Krumrine

GALLAUDET
98—Ronda Jo Miller
99—Ronda Jo Miller
00—Ronda Jo Miller

GANNON
02—Kristin Roseberry

GENESEO ST.
95—Katie Smith

GEORGE FOX
01—Katie Lacey

GEORGE WASHINGTON
97—Tajama Abraham

GEORGIA
82—Janet Harris
84—Janet Harris
85—Janet Harris
Teresa Edwards
86—Teresa Edwards
Katrina McClain
87—Katrina McClain
96—Saudia Roundtree
La'Keshia Frett
97—La'Keshia Frett
99—Kelly Miller
00—Kelly Miller
01—Kelly Miller
03—Kara Braxton
06—Tasha Humphrey

GLENVILLE ST.
07—Rachel Redick

GRAND VALLEY ST.
05—Niki Reams
06—Niki Reams

GRINNELL
91—Missy Sharer

GROVE CITY
83—Jody Imbrie

GUILFORD
98—Laura Haynes

GUST. ADOLPHUS
04—Angie Peterson
07—Jess Vadnais

HAMPTON
85—Darlene Chaney
Anita Cooper
87—Jackie Dolberry
88—Jackie Dolberry
89—Jackie Dolberry

HARDIN-SIMMONS
02—Kendra Anderson
03—Kendra Anderson
04—Lauren Harris

HARTWICK
84—Sandy Gangell

HARVARD
98—Allison Feaster

HEIDELBERG
86—Connie Sanford
02—Rachael Poland

HENDRIX
01—Meg Frazier

HIGH POINT
97—Karen Curtis

HILLSDALE
03—Stephanie Heid

HOPE
03—Amanda Kerkstra

HOUSTON
04—Chandi Jones

ILLINOIS ST.
77—Charlotte Lewis
82—Cathy Boswell

IMMACULATA
75—Marianne Crawford
76—Marianne Crawford Stanley
77—Mary Scharff

INDIANA
75—Debbie Oing

IPFW
92—Lisa Miller

INDIANAPOLIS
93—Courtney Sands

IOWA
88—Michelle Edwards
90—Franthea Price
93—Toni Foster
94—Necole Tunsil

IOWA ST.
01—Angie Welle
02—Angie Welle
Lindsey Wilson

JACKSONVILLE ST.
91—Dana Bright

JOHNS HOPKINS
98—Julie Anderson

KANSAS
78—Lynette Woodard
79—Lynette Woodard
80—Lynette Woodard
81—Lynette Woodard
95—Angela Aycock
97—Tamecka Dixon

KANSAS ST.
83—Priscilla Gary
02—Nicole Ohlde
03—Nicole Ohlde
Kendra Wecker
04—Nicole Ohlde
05—Kendra Wecker

KEAN
84—Sallie Maxwell
87—Torrie Rumph
04—Shervon James

KENNESAW ST.
97—Joanna Cuprys
00—Rima Brazenas
01—Amie Kane
04—Denisha Ferguson

KENTUCKY
82—Valerie Still
83—Valerie Still

KING'S (PA.)
99—Joanne Polakoski
00—Joanne Polakoski
04—Tiffini Varrasse

LA VERNE
96—Leslee Rogers

LAKE FOREST
01—Alison Grubbs

LAKE SUPERIOR ST.
03—Alice Duesing

LAKELAND
02—Jill Dewane

LEWIS
85—Julie Fruendt
07—Darcee Schmidt

LINCOLN MEMORIAL
00—Lakeshia Salters

LONG BEACH ST.
81—LaTaunya Pollard
82—LaTaunya Pollard
83—LaTaunya Pollard
85—Kirsten Cummings
86—Cindy Brown
87—Cindy Brown
88—Penny Toler
89—Penny Toler

LONGWOOD
90—Carmille Barnette

LORAS
04—Alicia Davis

LA.-MONROE
85—Eun Jung Lee

LSU
78—Julie Gross
83—Joyce Walker
84—Joyce Walker
91—Dana Chatman
01—Marie Ferdinand
04—Seimone Augustus
05—Seimone Augustus
Tameka Johnson
06—Seimone Augustus
07—Sylvia Fowles

LOUISIANA TECH
80—Pam Kelly
81—Pam Kelly
82—Pam Kelly
Angela Turner
83—Janice Lawrence
84—Janice Lawrence
Kim Mulkey
85—Pam Gant
87—Teresa Weatherspoon
88—Teresa Weatherspoon
89—Nora Lewis
90—Venus Lacy
95—Vickie Johnson
96—Vickie Johnson
Debra Williams
98—Alisa Burras
99—Amanda Wilson
00—Betty Lennox
Tamicha Jackson
02—Ayana Walker

LOUISVILLE
07—Angel McCoughtry

LUTHER
89—Mona Henriksen
92—Trish Harvey
95—Kari Tufte
96—Kari Tufte

LYNCHBURG
83—Betty Jackson

MARIETTA
90—Cathy Clark

MARS HILL
96—Susie Hopson
02—Denise Shelton

MARY WASHINGTON
07—Deborah Bruen

MARYLAND
83—Jasmina Perazic
89—Deanna Tate
Vicky Bullet
06—Crystal Langhorne
07—Crystal Langhorne

MARYMOUNT (VA.)
96—Corinne Carson
97—Corinne Carson
01—Candice Brown
02—Candice Brown

MARYVILLE (TENN.)
93—Leah Onks
94—Leah Onks
95—Jamie Parrott
96—Jamie Parrott

MASS.-LOWELL
94—Darlene Orlando-Ciarcia

McDANIEL
98—Katie Haley

MEMPHIS
99—Tamika Whitmore

MERCER
76—Cindy Brogdon
93—Andrea Congreaves

MERCYHURST
95—Teresa Szumigala

MERRIMACK
05—Joelle Martin

MESSIAH
03—Christina Vouriotis
07—Nikki Lobach

MIAMI (FLA.)
92—Frances Savage

MIDDLE TENN.
07—Chrissy Givens

MIDDLEBURY
93—Sladja Kovijanic

MILLIKIN
97—Julie Roe
07—Lindsay Ippel

MINNESOTA
94—Carol Ann Shudlick
02—Lindsay Whalen
03—Lindsay Whalen
04—Janel McCarville
Lindsay Whalen
05—Janel McCarville

MINN. DULUTH
05—Lindsey Dietz
06—Lindsey Dietz

MINN. ST. MANKATO
86—Lisa Walters
87—Lisa Walters

MISSISSIPPI
86—Jennifer Gillom
07—Armintie Price

MISSISSIPPI COL.
77—Rita Easterling

MISSISSIPPI ST.
00—LaToya Thomas
01—LaToya Thomas
02—LaToya Thomas
03—LaToya Thomas
05—Tan White

MO. SOUTHERN ST.
82—Pam Brisby

MISSOURI ST.
99—Jackie Stiles
00—Jackie Stiles
01—Jackie Stiles

MO. WESTERN ST.
99—Becky Reichard
07—Inga Buzoka

MONTANA
92—Shannon Cate

MONTCLAIR ST.
76—Carol Blazejowski
77—Carol Blazejowski
78—Carol Blazejowski
79—Pat Colasardo

MORAVIAN
91—Kathy Beck
92—Kathy Beck

MOUNT UNION
95—Dana Zarzycki
98—Suzy Venet

MUSKINGUM
85—Tracy Weaver

NEBRASKA
93—Karen Jennings

NEB.-KEARNEY
99—Darcy Stracke
00—Darcy Stracke

NEB.-OMAHA
87—Laura Anderson

NEW HAVEN
87—Joy Jeter
88—Joy Jeter
89—Joy Jeter
Charlene Taylor

TCNJ
88—Kimm Lacken

NEW ROCHELLE
84—Lois Salto
85—Dawn Cillo
Ann Fitzpatrick

NEW YORK U.
88—Patti McCrudden
89—Patti McCrudden
93—Donna Layne
94—Donna Layne
96—Marsha Harris

97—Jen Krolikowski
98—Marsha Harris
99—Jehan Clark
05—Rachel Wojdowski
07—Jessica McEntee

NORFOLK ST.
91—Tracy Saunders
94—Kristi Greene
95—Kristi Greene

NORTH CAROLINA
84—Tresa Brown
86—Pam Leake
94—Tonya Sampson
95—Charlotte Smith
97—Tracy Reid
98—Tracy Reid
06—Ivory Latta
07—Ivory Latta

UNC GREENSBORO
83—Michele Blazevich
85—Wendy Engelmann
88—Angie Polk

N.C. CENTRAL
86—Von Fulmore
02—Amba Kongolo

NORTH CAROLINA ST.
76—Susan Yow
78—Genia Beasley
90—Andrea Stinson
91—Andrea Stinson
98—Chasity Melvin

N.C. WESLEYAN
87—Robin Brooks

NORTH CENTRAL (ILL.)
83—Bonnie Jansen

NORTH DAKOTA
90—Durene Heisler
91—Whitney Meier
94—Sheri Kleinsasser
95—Sheri Kleinsasser
98—Jenny Crouse
Tiffany Pudenz
99—Jenny Crouse
01—Theresa LeCuyer
02—Becky Moen
04—Marisa Leighton
06—Kristi Boese

NORTH DAKOTA ST.
89—Pat Smykowski
92—Nadine Schmidt
93—Jody Buck
94—Darci Steere
95—Kasey Morlock
96—Kasey Morlock
97—Kasey Morlock
00—Jayne Even

NORTHERN ILL.
84—Candy Crosby
94—E.C. Hill

NORTHERN KY.
88—Julie Wells
00—Michelle Cottrell
01—Michelle Cottrell
02—Michelle Cottrell

NORTHERN MICH.
97—Shana DeCremer
98—Kris Manske

NORTHWESTERN
85—Anucha Browne

NOTRE DAME
00—Ruth Riley
01—Ruth Riley
05—Jacqueline Batteast

OAKLAND
83—Linda Krawford
90—Debbie Delie

OBERLIN
90—Ann Gilbert
91—Ann Gilbert

OHIO ST.
79—Franci Washington
87—Tracey Hall
88—Tracey Hall
89—Nikita Lowry
93—Katie Smith
94—Katie Smith
96—Katie Smith
05—Jessica Davenport
06—Jessica Davenport
07—Jessica Davenport

OHIO WESLEYAN
02—Katy Sturtz

OKLAHOMA
00—Phylesha Whaley
01—Stacey Dales
02—Stacey Dales
LaNeishea Caufield
06—Courtney Paris
07—Courtney Paris

OLD DOMINION
78—Nancy Lieberman
79—Nancy Lieberman
80—Nancy Lieberman
Inge Nissen
81—Anne Donovan
82—Anne Donovan
83—Anne Donovan
84—Medina Dixon
85—Medina Dixon
97—Ticha Penicheiro
Clarisse Machanguana
98—Ticha Penicheiro

ONEONTA ST.
01—Paula Polce

OREGON
81—Bev Smith
82—Bev Smith

OREGON ST.
81—Carol Menken

PACE
87—Jennifer DiMaggio
88—Jennifer DiMaggio
02—Wanda Maynard-Morris

PACIFIC LUTHERAN
04—Courtney Johnson

PENN ST.
88—Suzie McConnell
92—Susan Robinson
00—Helen Darling
02—Kelly Mazzante
03—Kelly Mazzante
04—Kelly Mazzante
05—Tanisha Wright

PHILADELPHIA U.
85—Vincene Morris
86—Vincene Morris
94—Tammy Greene
00—Theresa Carroll

PINE MANOR
88—Catie Cleary

PITT.-JOHNSTOWN
88—Jill Halapin
90—Bridget Hale
92—Mindy Young

POMONA-PITZER
83—Carol Ferren
85—Shontel Sherwood
92—Caryn Cranston

PORTLAND
84—Lorena Legarde

PORTLAND ST.
92—Laurie Northrop
95—Kim Manifesto
Kristi Smith
96—Kim Manifesto
Kristi Smith

PRESBYTERIAN
01—Rachel Sloan

PURDUE
91—Joy Holmes
92—MaChelle Joseph
95—Stacey Lovelace
99—Stephanie White-McCarty
00—Katie Douglas
01—Katie Douglas
02—Shereka Wright

QUEENS (N.Y.)
78—Althea Gwyn

QUINCY
04—Jessica Stuckman
05—Jessica Stuckman

QUINNIPIAC
84—Francine Perry
85—Francine Perry

RANDOLPH-MACON
05—Megan Silva
06—Megan Silva

REDLANDS
95—Leslie Ferguson

RHODE ISLAND COL.
86—Cathy Lanni

ROANOKE
91—Karen Jenkins
92—Donna Cogar

ROCHESTER
03—Erika Smith
04—Erika Smith

ROLLINS
01—Jill Razor

ROWAN
97—Jenn Denby
98—Jenn Denby
05—Jaime McCormack

RUST
88—Linda Mason

RUTGERS
81—Kris Kirchner
82—June Olkowski
86—Sue Wicks
87—Sue Wicks
88—Sue Wicks
06—Cappie Pondexter

ST. ANDREWS
84—Eva Marie Pittman

ST. ANSELM
85—Rachel Jackson

ST. AUGUSTINE'S
93—Carolyn Brown

ST. BENEDICT
91—Joyce Spanier
93—Kelly Mahlum
99—Laura Wendorff
03—Michelle Barlau
06—Anna Heikenen

ST. CLOUD ST.
05—Erika Quigley
06—Erika Quigley
07—Erika Quigley

ST. JOHN FISHER
82—Robin Mortensen
83—Robin Mortensen
88—Louise MacDonald
89—Susan Heidt
90—Susan Heidt

ST. JOSEPH'S
90—Dale Hodges

ST. JOSEPH'S (IND.)
90—Jeannette Yeoman
99—Angie Hupfer

ST. LAWRENCE
02—Meredith Eisenhut

ST. MARY'S (MINN.)
86—Mary Schultz

ST. MARY'S (TEX.)
02—Erin Griffin

ST. MICHAEL'S
93—Amy Molina
03—Elizabeth LeFebvre

ST. NORBERT
86—Amy Proctor
89—Joan Watzka

ST. ROSE
98—Krista Kandere
01—Nana Lukengu-Corts

ST. THOMAS (MINN.)
91—Laurie Trow
92—Laurie Trow
93—Laurie Trow
94—Amy Bot
96—Laura Witte
97—Laura Witte
98—Kirsten Vipond
00—Molly Hayden
01—Melissa Pederson
02—Melissa Pederson

SALEM ST.
84—Evelyn Oquendo
85—Evelyn Oquendo
86—Evelyn Oquendo

SALISBURY
02—Amy Campion
03—Amy Campion

SAN DIEGO ST.
89—Chana Perry

SCRANTON
83—Fran Harkins
85—Deanna Kyle
86—Una Espenkotter
87—Shelley Parks
93—Lynne Kempski
94—Jackie Dougherty
95—Jennifer Nish
97—Jennifer Nish
99—Kelly Halpin
00—Kelly Halpin
05—Taryn Mellody
06—Taryn Mellody
07—Taryn Mellody

SHIPPENSBURG
84—Stacey Cunningham
97—Ashley Totedo
98—Ashley Totedo
99—Ashley Totedo

SIMPSON
83—Laurie Sankey
84—Laurie Sankey

SLIPPERY ROCK
86—Diane Walker
99—Heather Kearney

SONOMA ST.
99—Jann Thorpe

SOUTH CAROLINA
82—Sheila Foster
03—Jocelyn Penn

SOUTH DAKOTA
03—Mandy Koupal
04—Mandy Koupal

SOUTH DAKOTA ST.
03—Melissa Pater

SOUTHEAST MO. ST.
91—Jerri Wiley

SOUTHERN CALIFORNIA
82—Paula McGee
83—Paula McGee
Cheryl Miller
84—Cheryl Miller
Pam McGee
85—Cheryl Miller
86—Cheryl Miller
94—Lisa Leslie
97—Tina Thompson

SOUTHERN CONN. ST.
75—Sue Rojcewicz
07—Kate Lynch

SOUTHERN IND.
94—Kathy Lauck
95—LeAnn Freeland
96—LeAnn Freeland
97—LeAnn Freeland
98—Eileen Weber

SOUTHERN ME.
83—Maureen Burchill
85—Maureen Burchill

89—Diana Duff
91—Laura Pate
98—Joanna Brown
06—Ashley Marble
07—Ashley Marble

SOUTHERN MISS.
94—Janice Felder

SOUTHERN N.H.
90—Julie Dabrowski

SOUTHWESTERN OKLA.
83—Kelli Litsch
84—Kelli Litsch

STANFORD
89—Jennifer Azzi
90—Jennifer Azzi
91—Sonja Henning
92—Val Whiting
93—Val Whiting
96—Kate Starbird
97—Kate Starbird
98—Kristin Folkl
02—Nicole Powell
03—Nicole Powell
04—Nicole Powell
05—Candice Wiggins
06—Candice Wiggins
07—Candice Wiggins

STEPHEN F. AUSTIN
76—Doris Felderhoff
77—Doris Felderhoff
79—Rosie Walker
80—Rosie Walker
90—Portia Hill

STONEHILL
88—Mary Naughton
94—Michelle Doonan
95—Michelle Doonan
96—Suzanne Patchett
97—Suzanne Patchett
99—Julie Stockwell

STONY BROOK
87—Michele White

SUSQUEHANNA
99—Kristen Venne

SWARTHMORE
02—Heather Kile
04—Katie Robinson

TEMPLE
84—Marilyn Stephens

TENNESSEE
77—Patricia Roberts
78—Cindy Brogdon
79—Cindy Brogdon
80—Jill Rankin
Holly Warlick
81—Cindy Noble
82—Mary Ostrowski
83—Tanya Haave
85—Sheila Collins
88—Bridgette Gordon
89—Bridgette Gordon
90—Daedra Charles
91—Daedra Charles
92—Dena Head
93—Lisa Harrison
94—Nikki McCray
95—Nikki McCray
Dana Johnson
96—Chamique Holdsclaw
97—Chamique Holdsclaw
98—Chamique Holdsclaw
Tamika Catchings
99—Tamika Catchings
Chamique Holdsclaw
Semeka Randall
00—Tamika Catchings
Semeka Randall
01—Tamika Catchings
02—Kara Lawson
Gwen Jackson
Michelle Snow
03—Kara Lawson
04—Shyra Ely
06—Candace Parker
07—Candace Parker

TENNESSEE TECH
82—Jerilynn Harper

TEXAS
84—Annette Smith
85—Kamie Ethridge
86—Kamie Ethridge
87—Andrea Lloyd
Clarissa Davis
88—Beverly Williams
89—Clarissa Davis
00—Edwina Brown
05—Tiffany Jackson

TCU
05—Sandora Irvin

TEXAS TECH
92—Sheryl Swoopes
93—Sheryl Swoopes
96—Michi Atkins
98—Alicia Thompson
99—Angie Braziel

TRINITY (CONN.)
95—B.J. Toolan

TRINITY (TEX.)
05—Tara Rohde

UCLA
75—Ann Meyers
76—Ann Meyers
77—Ann Meyers
78—Ann Meyers
79—Denise Curry
80—Denise Curry
81—Denise Curry
94—Natalie Williams
99—Maylana Martin

UNION (N.Y.)
06—Erika Eisenhut

UTICA
85—Sharon Lyke

VALDOSTA ST.
79—Carol Chason
Susan Taylor
80—Susan Taylor
84—Janice Washington
87—Candace Fincher
88—Shannon Williams
89—Shannon Williams
90—Shannon Williams
95—Dawn Wynn

VANDERBILT
90—Wendy Scholtens
93—Heidi Gillingham
96—Sheri Sam
01—Chantelle Anderson
02—Chantelle Anderson
03—Chantelle Anderson

VILLANOVA
87—Shelly Pennefather

VIRGINIA
87—Donna Holt
88—Donna Holt
90—Dawn Staley
91—Dawn Staley
92—Tammi Reiss
Dawn Staley
95—Wendy Palmer
96—Wendy Palmer

VIRGINIA ST.
90—Kammy Brown

WARTBURG
92—Kathy Roberts
93—Kathy Roberts

WASHBURN
93—Shelley Foster
03—Crystal Walker
05—Carla Sintra
06—Jennifer Harris

WASH. & JEFF.
05—Leigh Sulkowski
06—Leigh Sulkowski

WASHINGTON-ST. LOUIS
91—Karen Hermann
98—Alia Fischer
99—Alia Fischer
00—Alia Fischer
Tasha Rodgers
01—Tasha Rodgers
05—Kelly Manning
06—Kelly Manning

WAYLAND BAPTIST
75—Carolyn Bush
Brenda Moeller
76—Pearl Worrell
78—Kathy Harston
79—Jill Rankin

WELLESLEY
94—Elizabeth Janssen

WEST FLA.
99—Tanisha Rickman

WEST GA.
89—Velisa Levett
94—Rozetha Burrow

WEST TEX. A&M
87—Vanessa Wells
88—Vanessa Wells
89—Teresa Tinner
91—Pat McDonald
92—Pat McDonald
97—Natasha Taylor
07—Emily Brister

WEST VIRGINIA
92—Rosemary Kosiorek

WEST VA. WESLEYAN
99—Julie Fregetto

WESTERN CONN. ST.
87—Trish Neary
92—Kristen Curtis

WESTERN KY.
86—Lillie Mason
87—Clemette Haskins

WESTERN WASH.
00—Celeste Hill

WILKES
84—Deanna Kyle

WILLIAM PENN
75—Jan Irby
76—Susie Kudrna
83—Leslie Spencer
87—Becky Inman

WILLIAM SMITH
96—Jennifer Goodell
97—Jennifer Goodell
00—Liz Brown

WILLIAMS
99—Kathleen Higgins

WILMINGTON (OHIO)
03—Megan Woodruff
04—Tara Rausch

WINGATE
06—Tanetra Barrett

WIS.-EAU CLAIRE
92—Diane Ring
95—Arlene Meinholz
97—Erika Schmidt
99—Jayme Anderson
00—Jayme Anderson
03—Kristi Channing

WIS.-OSHKOSH
85—Terri Schumacher
91—Lisa Kirchenwitz
96—Wendy Wangerin
98—Holly Spoo
04—Kay Mikolajczak

WIS.-PLATTEVILLE
92—Stephanie Sullivan

WIS.-RIVER FALLS
95—Rita Hurtgen

WIS.-STEVENS POINT
87—Sonja Sorenson
88—Sonja Sorenson
02—Kari Groshek
04—Amanda Nechuta
05—Amanda Nechuta

WIS.-STOUT
93—Julie Maki
06—Kelsey Duoss
07—Kelsey Duoss

WITTENBERG
94—Beth Green

First-Team Academic All-Americans by School

Since 1952, Academic all-America teams have been selected by the College Sports Information Directors of America. To be eligible, student-athletes must be a varsity starter or key reserve and have at least a 3.20 grade-point average (on a 4.00 scale) during their collegiate careers. The women's basketball teams have been selected since 1980. Here are the CoSIDA first-team selections:

ABILENE CHRISTIAN
86—Claudia Schleyer
96—Jennifer Clarkson

ADAMS ST.
82—Pamela Bond

ADRIAN
96—Cherokee Hoaglund

AIR FORCE
80—Michelle Johnson
81—Michelle Johnson
83—Mary Manning

ALAS. ANCHORAGE
96—Allegra Stoetzel

ALAS. FAIRBANKS
89—Jennifer S. Lin

ALBRIGHT
98—Jarra Rusnock

ALMA
90—Kelly Spalding

AMERICAN
98—Mary Klima

ANGELO ST.
90—Lisa Klein

ASHLAND
83—Cindy Dorsey

AUGUSTANA (ILL.)
93—Andrea Magyar
97—Kristin Schaefer

AUGUSTANA (S.D.)
07—Alison Adamson

AUSTIN
99—Marisa Hesse

BALDWIN-WALLACE
99—Jen Swinehart

BALL ST.
82—Karen Bauer
83—Karen Bauer
Donna Lamping
84—Donna Lamping
85—Donna Lamping
04—Kate Endress
05—Kate Endress

BELLARMINE
89—Stephanie Ann Tracy

BENTLEY
92—Kim Penwell

BETHANY (W.V.)
91—Denise Doster

BINGHAMTON
00—Bess Greenberg
01—Bess Greenberg

BOISE ST.
80—Ruth Fugleberg

BOWLING GREEN
87—Stephnie Coe
94—Talita Scott
04—Stefanie Wenzel

BRADLEY
83—Judy Burns

BRIDGEWATER (VA.)
91—Melody Derrow
06—Marsha Kinder

BROWN
84—Christa Champion
Donna Yaffe
85—Christa Champion
86—Christa Champion

BUCKNELL
81—Jill Henry
86—Ann Kirwin
87—Jennifer Walz
88—Jennifer Walz
89—Jennifer Walz

BUENA VISTA
85—Jeannie Demers
86—Jeannie Demers
91—Dana Janning

BUTLER
93—Julie VonDielingen

UC SANTA BARB.
94—Christa Gannon

CAL POLY
82—Laura Buehning

CALIFORNIA (PA.)
99—Heather Corby

CALVIN
07—Lisa Winkle

CAPITAL
82—Shelley Blackburn
83—Shelley Blackburn
97—Carrie Ferguson
05—Sara Heitkamp

CARTHAGE
80—Sandy Burkhardt

CATAWBA
93—Angela Harbour

CENTRAL (IOWA)
83—Denise Boll
84—Denise Boll
85—Sue Poppens
94—Emilie Hanson
95—Emilie Hanson

CENTRAL MICH.
87—Jody Beerman

CENTRAL MO.
84—Carla Eades

CHICAGO
86—Gretchen Gates

COAST GUARD
05—Elisabeth Bosma

COLGATE
95—Jen Smith

COLORADO COL.
84—Debbie Nalty

CONNECTICUT
84—Leigh Curl
85—Leigh Curl
94—Rebecca Lobo
95—Rebecca Lobo
96—Jennifer Rizzotti

DARTMOUTH
81—Gail Koziara
82—Gail Koziara
90—Sophia Neely

DAYTON
81—Carol Lammers

DIST. COLUMBIA
81—Alice Butler

DRAKE
82—Connie Newlin
90—Jan Jensen
91—Jan Jensen
96—Tricia Wakely

EASTERN MICH.
07—Sarah VanMetre

ELIZABETHTOWN
84—Sherri Kinsey
Page Lutz
86—Jane Meyer

EMPORIA ST.
00—Emily Bloss
01—Emily Bloss

EVANSVILLE
90—Amy Humphries
91—Amy Humphries

FERRIS ST.
02—Debbie Killips
04—Lucy DeMartin

FORDHAM
80—Anne Gregory

FORT HAYS ST.
85—Stacey Wells
02—Jamie Heiman
03—Jamie Heiman

GANNON
81—Rona Nesbit

GEORGE WASHINGTON
07—Kenan Cole

GEORGIA ST.
88—Traci Lynne Cheek

GOUCHER
93—Corene Amoss

GREENVILLE
80—Carolyn Parker

GRINNELL
82—Paula Moon
90—Laura Van Sickle
91—Melissa Sharer

GROVE CITY
83—Jody Imbrie

HAMLINE
86—Pat Summers

HARVARD
03—Hana Peljto
04—Hana Peljto
05—Reka Cserny

HIGH POINT
07—Leslie Cook

HOFSTRA
86—Hilarie Cranmer

HOLY CROSS
82—Sherry Levin
83—Sherry Levin
97—Kathleen Courtney

HOPE
93—Jamie Crooks

ILLINOIS
80—Liz Brauer
82—Lisa Robinson

ILL. WESLEYAN
82—Terri Friedman

IUPUI
03—Tiffany Kyser

INDIANA (PA.)
99—Molly Carr
04—Jacqui Martin

INDIANA ST.
89—Amy Vanderkolk
06—Melanie Boeglin

IOWA
01—Lindsey Meder
02—Lindsey Meder

IOWA ST.
97—Jayme Olson
05—Anne O'Neil

JACKSONVILLE ST.
99—Lisa Baswell
00—Lisa Baswell

JAMESTOWN
80—Kathi Fischer
81—Kathi Fischer

KANSAS
80—Lynette Woodard
81—Lynette Woodard
84—Angie Snider

KANSAS ST.
04—Laurie Koehn

KENT ST.
02—Kate Miller
06—Lindsay Shearer

KY. WESLEYAN
95—Jill Burness

LA SALLE
92—Jennifer Cole

LAKE SUPERIOR ST.
03—Alice Duesing

LAWRENCE
83—Carol Arnosti
84—Carol Arnosti

LEWIS
07—Mary Moskal

LONGWOOD
95—Cassandra Ensley

LOUISIANA TECH
83—Kim Mulkey
Jennifer White
84—Kim Mulkey

LUTHER
83—Desiree Kempcke

MAINE
91—Rachel Bouchard
98—Cindy Blodgett

MARQUETTE
94—Kristen Maskala

MARSHALL
99—Kristina Behnfeldt

MARYVILLE (TENN.)
04—Haley Smith

MIT
84—Louise Jandura
87—Martha Beverage
90—Maureen Fahey
01—Cristina Estrada

McDANIEL
94—Sue Head

MERCYHURST
07—Julie Anderson

MESA ST.
94—Tonya Stites

MESSIAH
06—Eli Cook

MICHIGAN
81—Diane Dietz
82—Diane Dietz

MICHIGAN ST.
82—Deb Traxinger
85—Kelly Belanger
86—Julie Polakowski
06—Liz Shimek

MIDDLE TENN.
88—Lianne Beck
07—Chrissy Givens

MILLIKIN
92—Barb Blume-Love
96—Julie Roe
97—Julie Roe

MINN. DULUTH
05—Lindsey Dietz
06—Lindsey Dietz

MINN. ST. MANKATO
82—Lori Klammer
88—Lisa Walters

MISSISSIPPI COL.
90—Katrina Bibb

MISSOURI
84—Joni Davis

MO. SOUTHERN ST.
02—Katie Gariss

MISSOURI ST.
98—Lisa Davies
01—Jackie Stiles

MOLLOY
06—Donna Lohrey

MT. ST. JOSEPH
80—Julie Biermann

MT. ST. MARY'S
97—Amy Langville

MOUNT UNION
98—Suzy Venet

NAVY
03—Courtney Davidson

NEBRASKA
88—Stephanie Bolli
91—Karen Jennings
92—Karen Jennings
93—Karen Jennings

NEVADA
86—Chris Starr

UNLV
84—Misty Thomas
85—Misty Thomas
86—Misty Thomas
02—Linda Frohlich

NIAGARA
80—Joan Thornton
81—Nancy Egerton

NORTH CAROLINA ST.
96—Jennifer Howard
97—Jennifer Howard

NORTH DAKOTA
85—Lori Carriere
92—Jennifer Walter

NORTH DAKOTA ST.
05—Lacey Johnson

NORTHERN ARIZ.
87—Tracey Barnes

NORTHERN COLO.
98—Missy McVoy

NORTHERN MICH.
02—Leigh Dalton

NORTHWESTERN
82—Patience Vanderbush

NORTHWOOD (MICH.)
92—Jennifer Wood-Hetherington

NOTRE DAME
83—Mary Beth Schueth
00—Ruth Riley
01—Ruth Riley
06—Megan Duffy

OAKLAND
80—Helen Shereda

OHIO
85—Caroline Mast
86—Caroline Mast

OHIO ST.
96—Katie Smith

OKLAHOMA
02—Stacey Dales
03—Theresa Schuknecht

OKLAHOMA CHRISTIAN
91—Kim Golden

OKLAHOMA ST.
00—Jennifer Crow

OLD DOMINION
82—Anne Donovan
83—Anne Donovan

OREGON
89—Stefanie Kasperski
90—Stefanie Kasperski

OREGON ST.
84—Juli Coleman
85—Juli Coleman
88—Michelle Flamoe
89—Michelle Flamoe

PACE
87—Amy Acker
88—Amy Acker

PENN
80—Carol Kuna

PENN ST.
92—Susan Robinson
04—Kelly Mazzante

PERU ST.
89—Connie Viner

PITTSBURG ST.
93—Dani Fronabarger
95—Jenny Pracht
96—Jenny Pracht

PITT.-JOHNSTOWN
05—Melissa Patterson

POINT LOMA NAZARENE
94—Christy Stevens

POINT PARK
86—Darlene Brusco

PORTLAND
92—Martha Shelton
96—Laura Sale

PROVIDENCE
83—Kathy Finn
90—Dottie Van Gheem

PURDUE
82—Carol Emanuel
Sue Bartz
83—Carol Emanuel
99—Stephanie White-McCarty
01—Camille Cooper
Katie Douglas

REGIS (COLO.)
85—Waverly Dodrill

RIPON
06—Karalyn Dehn

RIO GRANDE COLLEGE
83—Robin Hagen

ROCHESTER
80—Jody Lavin

ROCKFORD
84—Tina Palmieri

ROLLINS
89—Kirsten Dellinger
01—Jill Razor

SACRAMENTO ST.
86—Heidi Carroll

SAGINAW VALLEY
81—Diane Dockus

ST. BONAVENTURE
93—Jodi Urich

ST. CLOUD ST.
88—Sarah Howard

ST. FRANCIS (PA.)
05—Beth Swink

ST. JOHN FISHER
83—Robin Mortensen

ST. JOSEPH'S
89—Kim Foley

ST. JOSEPH'S (IND.)
81—Jennifer Voreis

ST. LOUIS
86—Arlene Lampe

ST. MARTIN'S
05—Martina Kartikova

ST. MARY'S (CAL.)
91—Anja Bordt

ST. MARY'S (IND.)
00—Shannon Auler

ST. MARY OF THE PLAINS
80—Diane Mannebach

ST. NORBERT
85—Amy Spielbauer

ST. ROSE
97—Ilze Auzina
98—Krista Kandere

SAN DIEGO
99—Susie Erpelding

SAN DIEGO ST.
80—Susan Shue

SAN FRANCISCO
80—Mary Hile
81—Mary Hile

SCRANTON
86—Shelly Ritz

SEATTLE
85—Kelly Brewe

SEATTLE PACIFIC
01—Gyongyver Balogh

SIENA
80—Victoria Aromando
85—Ann Marie Graney

SIMPSON
92—Michelle Mackie

SLIPPERY ROCK
98—Lori Robinson-Nuzzo

SOUTH DAKOTA
81—Deb Petersen
84—Karrie Wallen
87—Jean Misterek
04—Mandy Koupal

SOUTH DAKOTA ST.
88—Tara Tessier

SOUTHERN IND.
97—LeAnn Freeland

SOUTHERN ME.
07—Ashley Marble

SOUTHERN UTAH
98—Myndee Larsen

SPRINGFIELD
82—Anita Thomas

STEPHEN F. AUSTIN
98—Katrina Price

SUSQUEHANNA
99—Kristen Venne

SYRACUSE
93—Erin Kenneally

TAMPA
85—Penny Dickos
86—Penny Dickos
Catherine Fox
87—Catherine Fox
Penny Dickos

TARLETON ST.
84—Patti Phillips

TENNESSEE
80—Jill Rankin
84—Tanya Haave
03—Kara Lawson
06—Shanna Zolman

TENN.-MARTIN
88—Mary Kate Long
89—Mary Kate Long

TEX.-PAN AMERICAN
85—Becky Dube

UTSA
84—Margaret Martinovich

TEXAS A&M
00—Kera Alexander

TEX. A&M-COMMERCE
02—Summer Sparnon

TEXAS LUTHERAN
00—Chantel Mize

TEXAS WOMAN'S
94—Tammi Julch

TOLEDO
94—Dana Drew
95—Dana Drew

TUFTS
85—Kathy Amoroso

UCLA
81—Denise Curry
86—Anne Dean

VALPARAISO
07—Elizabeth Rietema

VANDERBILT
97—Michelle Palmisano

VERMONT
00—Karalyn Church

VIRGINIA
81—Val Ackerman
93—Dena Evans

VCU
02—Kristine Austgulen
03—Kristine Austgulen

VIRGINIA TECH
95—Christi Osborne

WAGNER
81—Mary Gormley

WAKE FOREST
86—Amy Privette
87—Amy Privette

WARTBURG
80—Jill Crouse

WASHINGTON-ST. LOUIS
99—Alia Fischer
00—Alia Fischer

WEST LIBERTY ST.
04—Ashlea Bland

WEST VIRGINIA
92—Rosemary Kosiorek

WEST VA. WESLEYAN
07—Sarah Grab

WESTERN KY.
81—Alicia Polson

WESTERN NEW ENG.
82—Roma St. George

WILKES
03—Whitney Bull

WILLIAM & MARY
80—Lynn Norenberg
81—Lynn Norenberg

WILMINGTON (OHIO)
92—Suzanne Coyne
03—Megan Woodruff

WINGATE
95—Nerissa Brewer

GREEN BAY
99—Chari Nordgaard

MILWAUKEE
83—Jaci Clark

WISCONSIN LUTHERAN
03—Julie Christensen

WITTENBERG
82—Melinda Wigton
Pamela Evans

WOFFORD
02—Jenny Nett

WORCESTER ST.
81—Jacqueline Shakar

WYOMING
95—Amy Burnett

NCAA Postgraduate Scholarship Winners by School

Following are women's basketball players who are NCAA Postgraduate Scholarship winners, whether or not they were able to accept the grant, plus all alternates, indicated by (*), who accepted grants. The program began with the 1982 season. To qualify, student-athletes must maintain a 3.000 grade-point average (on a 4.000 scale) during their collegiate careers and perform with distinction in varsity basketball.

ABILENE CHRISTIAN
86—Claudia Schleyer
90—Sheryl Johnson
92—Terry Crow
96—Jennifer Clarkson
00—Jaclyn Bucher

AIR FORCE
85—Mary Manning
87—Amy Hartfield

ALBION
93—Jennifer Kennedy

ALMA
90—Kelly Spalding

AMERICAN
98—Mary Klima

APPALACHIAN ST.
88—Jane Dalton
94—Penny Roberson

ASHLAND
91—Jodi Ireland

AUGUSTANA (S.D.)
91—Bridget Lindquist
94—Heidi Morlock

AUSTIN
99—Marisa Hesse

AUSTIN PEAY
99—Julie Virta

BALDWIN-WALLACE
99—Jen Swinehart

BELOIT
98—Christina Pape

BENTLEY
93—Kimberly Penwell

BETHANY (W.V.)
91—Denise Doster

BOSTON COLLEGE
00—Carolin Bouchard

BOWLING GREEN
90—Angelene Bonner
94—Talita Scott

BRADLEY
99—Heather Best

BRIDGEWATER (VA.)
06—Catherine Kinder

BROWN
86—Christa Champion

BUFFALO
85—Michelle Stiles

UC DAVIS
83—Carol Rische

UC SANTA BARB.
94—Christa Gannon

CAL POLY
82—Laura Buehning
90—Jody Hasselfield*

CAL POLY POMONA
83—Carol Welch

CAPITAL
93—Sandy Buddelmeyer
94—Laura Schmelzer
97—Carrie Ferguson
01—Kendra Meyer

CENTRAL (IOWA)
95—Emilie Hanson

CENTRAL MICH.
86—Betsy Yonkman*
87—Jody Beerman
91—Sue Nissen

CENTRAL MO.
84—Carla Eades

CHEYNEY
84—Yolanda Laney

CHICAGO
91—Kristin Maschka

COLORADO COL.
84—Deborah Nalty

COLORADO ST.
96—Teresa James

CONCORDIA-M'HEAD
88—Jessica Beachy

CONNECTICUT
85—Leigh Curl
92—Wendy Davis
96—Jennifer Rizzotti

CREIGHTON
88—Pamela Gradoville
92—Kathy Halligan
96—Rebecca Flynn

DARTMOUTH
82—Gail Koziara
90—Sophia Neely*

DELTA ST.
90—Crystal Hardy

DENVER
96—Kelly Cobb

DEPAUW
99—Susan Bender

DRAKE
82—Connie Newlin
91—Jan Jensen
96—Tricia Wakely
98—Kiersten Miller

EAST CARO.
83—Mary Denkler

EAST TENN. ST.
83—Marsha Cowart
91—Nicole Hopson

EDINBORO
04—Courtney Thompson

ELIZABETHTOWN
86—Jane Meyer

EMORY
95—Amanda Jackson
97—Amy Carter

EVANSVILLE
85—Michelle Adlard

FDU-FLORHAM
89—Daria Klachko

FERRIS ST.
02—Deborah Killips

FLORIDA
06—Sarah Lowe

FORDHAM
92—Nicole Williams

FRANK. & MARSH.
06—Dana Johns

FRESNO ST.
87—Wendy Martell

GEORGE MASON
92—Deborah Taneyhill

GEORGE WASHINGTON
85—Kathleen Marshall
93—Jennifer Shasky

GEORGIA
01—Kelly Miller

GEORGIA ST.
88—Tracy Lynne Cheek

GORDON
93—Carrie Dahl

GRINNELL
90—Laura Van Sickle

HAMILTON
88—Dawn Roselli

HARTWICK
84—Sally Gangell

HARVARD
93—Erin Maher
95—Tamara Butler
04—Hana Peljto

HENDRIX
01—Meg Frazier

HOLY CROSS
96—Lauren Maney
97—Kathleen Courtney

IPFW
92—Lisa Miller

IUPUI
06—Brooke McAfee

IOWA
88—Jolynn Schneider
99—Amy Jo Herrig
01—Cara Consuegra
02—Lindsey Meder

IOWA ST.
98—Jayme Olson

JACKSON ST.
84—Vanetta Robinson

JOHNS HOPKINS
95—Amy Dodrill
98—Angie Arnold

KALAMAZOO
96—Sara Musser

KANSAS
92—Geri Hart

KENT ST.
98—Carrie Templin
02—Kathryn Miller
06—Lindsay Shearer

LA SALLE
93—Jennifer Cole

LAKE FOREST
01—Alison Grubbs

LAKE SUPERIOR ST.
03—Alice Duesing

LEBANON VALLEY
05—Jennifer Northcott

LEWIS
07—Mary Moskal

LSU
85—Madeline Doucet*

LOUISIANA TECH
82—Angela Turner
83—Jennifer White
84—Kim Mulkey
86—Kay Konerza
00—Tamicha Jackson

LUTHER
83—Desiree Kempcke
87—Anne Smith
92—Trish Harvey
96—Kari Tufte

LYNCHBURG
07—Caroline Wesley

MAINE
91—Rachel Bouchard

MANHATTAN
87—Stacia Jack

MANHATTANVILLE
82—Theresa Carey

MARQUETTE
94—Kristen Maskala
00—Lisa Oldenburg

MARSHALL
93—Tracy Krueger
99—Kristina Behnfeldt

MARYMOUNT (VA.)
97—Jessica Turgon

MIT
90—Maureen Fahey
93—Portia Lewis
01—Cristina Estrada

MESSIAH
03—Christina Vouriotis
06—Elizabeth Cook

MIAMI (FLA.)
90—Elaine Harlow*

MICHIGAN ST.
86—Kelly Belanger*

MINNESOTA
94—Carol Ann Shudlick

MINN. ST. MANKATO
05—Kelli Freeman

MISSOURI
85—Joni Davis

MO. SOUTHERN ST.
02—Katie Gariss

MISSOURI ST.
94—Melody Howard
98—Lisa Davies

MOLLOY
06—Donna Lohrey

MONTANA
98—Skyla Sisco

MONTANA ST.
99—Tennyson Ballek
02—Jessica Blake

MOUNT OLIVE
96—Candace Tefertiller

MT. ST. MARY'S
95—Susan Rowlyk
97—Amy Langville

MOUNT UNION
98—Suzy Venet

MUHLENBERG
82—Rebecca Zuurbier

MURRAY ST.
90—Melissa Huffman*

NAVY
87—Shelly Laurilla*
04—Courtney Davidson

NEBRASKA
93—Karen Jennings

NEB. WESLEYAN
86—Kimberly Hissong*

NEW ENGLAND
04—Melissa Stults

NEW HAMPSHIRE
00—Orsolya Farkas

NEW HAVEN
94—Nicole Devaney

NEW MEXICO ST.
83—Tana Fallon

NEW YORK U.
97—Jennifer Krolikowski
98—Marsha Harris

NORTH CAROLINA ST.
84—Claudia Kreicker*
97—Jennifer Howard

NORTH DAKOTA
92—Jennifer Walter
98—Tiffany Pudenz
00—Jaime Pudenz
03—Becky Moen

NORTH DAKOTA ST.
97—Rhonda Birch
99—Theresa Lang

NORTHERN ARIZ.
99—Jessica LaBlanc

NORTHERN COLO.
98—Melissa McVoy

NORTHERN KY.
99—Shannon Smith
02—Michelle Cottrell

NORTHWEST MO. ST.
84—Diane Kloewer*

NORTHWESTERN
95—Maureen Holohan

NOTRE DAME
01—Ruth Riley

OAKLAND
90—Debbie Delie

OHIO
86—Caroline Mast

OHIO ST.
84—Kelly Robinson*
96—Katherine Smith

OHIO WESLEYAN
88—Ann Osborne

OKLAHOMA
02—Stacey Dales

OKLAHOMA ST.
00—Jennifer Crow

OLD DOMINION
83—Anne Donovan

ONEONTA ST.
01—Paula Polce

OREGON
90—Stefanie Kasperski
97—Renae Fegent

OREGON ST.
93—Margo Evashevski

OUACHITA BAPTIST
02—Robyn Anders

PACE
88—Amy Acker

PENN ST.
92—Susan Robinson
00—Andrea Garner

PHILADELPHIA U.
00—Karen Wusinich

PITTSBURG ST.
96—Jennifer Pracht

PITT.-JOHNSTOWN
02—Lindsay Baker
05—Melissa Patterson

POMONA-PITZER
83—Carol Ferren

PORTLAND
96—Laura Sale

PORTLAND ST.
92—Martha Shelton

PRINCETON
90—Sandi Bittler

PURDUE
82—Susan Bartz
95—Cynthia Lamping

RANDOLPH-MACON
96—Jennifer Kohler

REDLANDS
95—Leslie Ferguson

REGIS (COLO.)
85—Waverly Dodrill

RENSSELAER
95—Susan Bator

ROCHESTER
82—Josephine Lavin
94—Tracy Buettgens

ROLLINS
85—Mary McDaniel

RUTGERS
87—Kristen Foley

SACRAMENTO ST.
86—Heidi Carroll

ST. BENEDICT
00—Laura Wendorff

ST. FRANCIS (PA.)
82—Colleen Curley
04—Karen Hewitt
05—Bethany Swink

ST. MARY'S (CAL.)
91—Anja Bordt
99—Stacey Berg

ST. MARY'S (MD.)
99—Erica Pearson

ST. ROSE
98—Krista Kandere

ST. THOMAS (MINN.)
98—Kirsten Vipond

SAN FRANCISCO
97—Andrea Kagie
99—Brittany Lindhe

SCRANTON
87—Una Espenkotter
07—Taryn Mellody

SETON HALL
95—Dawn Johnson

SEWANEE
00—Jennifer Bulkeley

SHIPPENSBURG
99—Ashley Totedo

SOUTH DAKOTA
87—Jean Misterek

SOUTH DAKOTA ST.
88—Tara Tessier
91—Laurie Kruse
94—Jodi Bergemann
07—Megan Vogel

SOUTHEASTERN OKLA.
99—Shasti Pendley

SOUTHERN IND.
97—LeAnn Freeland
98—Eileen Weber

SMU
97—Kimberly Brandl

SPRINGFIELD
82—Anita Thomas

STANFORD
97—Jamila Wideman
00—Milena Flores
06—Krista Rappahahn

TAMPA
87—Catherine Fox

TENNESSEE
83—Ludi Henry
84—Tanya Haave

TENNESSEE TECH
00—Diane Seng

TEXAS
97—Danielle Viglione

UTSA
85—Margaret Martinovich

TEXAS TECH
92—Jennifer Buck

TEXAS WOMAN'S
94—Tammi Julch

TOLEDO
84—Mitzi Hallinan
95—Dana Drew

TRINITY (TEX.)
02—Kristalyne Godwin
03—Megan Selmon
05—Tara Rohde

UNION (N.Y.)
06—Erika Eisenhut

UPSALA
84—Elizabeth Ekmekjian

VALPARAISO
07—Elizabeth Rietema

VANDERBILT
94—Julie Powell
95—Rhonda Blades
97—Michelle Palmisano

VERMONT
00—Karalyn Church

VIRGINIA
85—Cathy Grimes

VCU
03—Kristine Austgulen

WAGNER
06—Joy Gallagher

WAKE FOREST
87—Amy Privette

WASHBURN
93—Jannica Beam

WASHINGTON
01—Megan Franza

WASHINGTON-ST. LOUIS
00—Alia Fischer

WELLESLEY
86—Elizabeth Murphy
88—Catherine Christensen
89—Louise McCleary
94—Elizabeth Janssen

WEST LIBERTY ST.
93—Melissa Hammond

WESTMINSTER (MO.)
99—Amy Schaeperkoetter

WHEELING JESUIT
05—Lauren Hansen

WHITWORTH
01—Jamie Wakefield

WILLIAM SMITH
98—Wendi Schoff

WILMINGTON (OHIO)
92—Suzanne Coyne

WINGATE
92—Elizabeth Hancock
95—Nerissa Brewer

WIS.-EAU CLAIRE
97—Erika Schmidt

WIS.-OSHKOSH
04—Kay Mikolajczak

WYOMING
95—Amy Burnett

YALE
86—Susan Johnson
90—Tonya Lawrence



Coaching Records

Division I Coaching Records 122
Division II Coaching Records 125
Division III Coaching Records 127

Division I Coaching Records

Winningest Active Coaches

(Minimum five years as a Division I head coach)

BY PERCENTAGE

The rounding of percentages may indicate ties where none exist. In these cases, the numerical order is correct.

	Name, Team	Yrs.	Won	Lost	Pct.
1.	Pat Summitt, Tennessee	33	947	180	.840
2.	Geno Auriemma, Connecticut	22	621	120	.838
3.	Gail Goestenkors, Texas	15	396	99	.800
4.	Tara VanDerveer, Stanford	28	689	184	.789
5.	Wes Moore, Chattanooga	18	415	118	.779
6.	Robin Selvig, Montana	29	672	192	.778
7.	Kim Mulkey, Baylor	7	183	53	.775
8.	Andy Landers, Georgia	28	684	215	.761
9.	Tom Collen, Arkansas	9	217	70	.756
10.	Vivian Stringer, Rutgers	36	777	260	.749
11.	Kristy Curry, Texas Tech	8	194	67	.743
12.	Carey Green, Liberty	8	185	64	.743
13.	Joe McKeown, George Washington	21	482	167	.743
14.	Van Chancellor, LSU	19	439	154	.740
15.	Kevin Borseth, Michigan	20	441	159	.735
16.	Sylvia Hatchell, North Carolina	32	751	272	.734
17.	Wendy Larry, Old Dominion	23	521	191	.732
18.	Bill Fennelly, Iowa St.	19	425	172	.712
19.	Jim Foster, Ohio St.	29	634	257	.712
20.	Elaine Elliott, Utah	24	509	207	.711
21.	Muffet McGraw, Notre Dame	25	537	220	.709
22.	Lisa Stone, Wisconsin	22	431	182	.703
23.	Tony Cross, Belmont	23	497	211	.702
24.	Debbie Ryan, Virginia	30	651	278	.701
25.	Don Flanagan, New Mexico	12	263	113	.699
26.	Cindy Russo, Florida Int'l	30	609	266	.696
27.	Mary Taylor Cowles, Western Ky.	5	112	49	.696
28.	Jeff Mittie, TCU	15	324	142	.695
29.	Brian Giorgis, Marist	5	107	47	.695
30.	Gary Blair, Texas A&M	22	481	213	.693
31.	Dawn Staley, Temple	7	151	67	.693
32.	Joan Bonvicini, Arizona	28	602	274	.687
33.	Kay Yow, North Carolina St.	36	708	324	.686
34.	Lynne Agee, UNC Greensboro	29	559	256	.686
35.	Jim Bolla, Hawaii	17	344	159	.684
36.	Kurt Budke, Oklahoma St.	5	106	49	.684
37.	Joanne Boyle, California	5	108	50	.684
38.	Lisa Stockton, Tulane	16	329	154	.681
39.	Joanne P. McCallie, Duke	15	316	148	.681
40.	Kevin McGuff, Xavier	5	106	50	.679
41.	Lisa Bluder, Iowa	23	483	229	.678
42.	Jerry Finkbeiner, Oral Roberts	18	376	179	.677
43.	Brenda Frese, Maryland	8	169	81	.676
44.	Sharon Versyp, Purdue	7	148	71	.676
45.	Curt Miller, Bowling Green	6	124	60	.674
46.	Bill Gibbons Jr., Holy Cross	22	444	215	.674
47.	Jeff Judkins, BYU	6	126	62	.670
48.	Laurie Kelly, Northern Ariz.	9	177	88	.668
49.	Sherri Coale, Oklahoma	11	232	118	.663
50.	Ed Davis, Delaware St.	15	288	147	.662
51.	Tina Martin, Delaware	11	215	110	.662

Note: Coaches of reclassifying institutions are not eligible to appear on active Division I coaching lists until they have served five years as a Division I head coach, including Karl Smesko of Fla. Gulf Coast (8 years, 193-48, .801), Amy Ruley of North Dakota St. (28 years, 654-187, .778), Aaron Johnston of South Dakota St. (8 years, 170-55, .756), Tim La Kose of Cal St. Bakersfield (14 years, 278-100, .735), and Colby Tilley of Kennesaw St. (21 years, 442-199, .690).

(Coaches with fewer than five years as a Division I head coach; includes record at four-year colleges only; number of years as Division I head coach in parentheses.)

	Name, Team	Yrs.	Won	Lost	Pct.
1.	Janell Jones, Mercer (#)	7	225	24	.904
2.	Nyla Milleson, Missouri St. (#)	7	185	36	.837
3.	Joe Foley, Ark.-Little Rock (4)	20	510	142	.782
4.	Gordy Presnell, Boise St. (2)	20	435	151	.742
5.	Amy Stephens, Drake (4)	12	258	104	.713
6.	Joe Frager, Fairfield (#)	9	189	83	.695
7.	Peter Cinella, Fairleigh Dickinson (#)	14	291	130	.691
8.	Adrian Wiggins, Fresno St. (3)	5	89	42	.679

#First Division I season is 2007-08.

BY VICTORIES

	Name, Team	Yrs.	Won	Lost	Pct.
1.	Pat Summitt, Tennessee	33	947	180	.840
2.	Vivian Stringer, Rutgers	36	777	260	.749
3.	Sylvia Hatchell, North Carolina	32	751	272	.734
4.	Kay Yow, North Carolina St.	36	708	324	.686
5.	Tara VanDerveer, Stanford	28	689	184	.789
6.	Andy Landers, Georgia	28	684	215	.761
7.	Robin Selvig, Montana	29	672	192	.778
8.	Debbie Ryan, Virginia	30	651	278	.701
9.	Jim Foster, Ohio St.	29	634	257	.712
10.	Geno Auriemma, Connecticut	22	621	120	.838
11.	Cindy Russo, Florida Int'l	30	609	266	.696
12.	Joan Bonvicini, Arizona	28	602	274	.687
13.	Lynne Agee, UNC Greensboro	29	559	256	.686
14.	Frank Bennett, Lipscomb	27	547	323	.629
15.	Muffet McGraw, Notre Dame	25	537	220	.709
16.	Harry Perretta, Villanova	29	536	313	.631
17.	Wendy Larry, Old Dominion	23	521	191	.732
18.	Sharon Fanning, Mississippi St.	31	517	387	.572
19.	Mark French, UC Santa Barb.	28	514	308	.625
20.	Elaine Elliott, Utah	24	509	207	.711
21.	Tony Cross, Belmont	23	497	211	.702
22.	Lisa Bluder, Iowa	23	483	229	.678
23.	Joe McKeown, George Washington	21	482	167	.743
24.	Gary Blair, Texas A&M	22	481	213	.693
25.	Shirley Walker, Alcorn St.	29	477	324	.596
26.	Nancy Wilson, Col. of Charleston	25	467	286	.620
27.	Larry Inman, Eastern Ky.	27	466	303	.606
28.	Bill Gibbons Jr., Holy Cross	22	444	215	.674
29.	Kevin Borseth, Michigan	20	441	159	.735
30.	Chris Gobrecht, Yale	27	440	351	.556
31.	Van Chancellor, LSU	19	439	154	.740
32.	Lisa Stone, Wisconsin	22	431	182	.703
33.	Brenda Paul, Elon	29	429	408	.513
34.	Bill Fennelly, Iowa St.	19	425	172	.712
35.	Maryalyce Jeremiah, Cal St. Fullerton	27	419	311	.574
36.	Wes Moore, Chattanooga	18	415	118	.779
37.	Wanda Watkins, Campbell	26	409	309	.570
38.	Patricia Cage-Bibbs, N.C. A&T	22	397	238	.625
39.	Gail Goestenkors, Texas	15	396	99	.800
40.	Doug Bruno, DePaul	21	394	230	.631
41.	Mike Divilbiss, Idaho	20	388	216	.642
	Jane Albright, Wichita St.	23	388	290	.572
43.	Stephanie Gaitley, Long Island	21	383	225	.630
44.	Kathleen Delaney Smith, Harvard	25	382	278	.579
45.	Jerry Finkbeiner, Oral Roberts	18	376	179	.677
46.	Cathy Inglese, Boston College	21	372	241	.607
47.	Chris Wielgus, Dartmouth	24	367	254	.591
48.	Keith Freeman, Valparaiso	19	359	198	.645
49.	Bud Childers, Winthrop	23	358	296	.547
50.	Mark Ehlen, Toledo	21	348	263	.570
	Agnus Berenato, Pittsburgh	23	348	319	.522

Note: Coaches of reclassifying institutions are not eligible to appear on active Division I coaching lists until they have served five years as a Division I head coach, including Amy Ruley of North Dakota St. (28 years, 654-187, .778) and Colby Tilley of Kennesaw St. (21 years, 442-199, .690).

(Coaches with fewer than five years as a Division I head coach; includes record at four-year colleges only; number of years as Division I head coach in parentheses.)

	Name, Team	Yrs.	Won	Lost	Pct.
1.	Joe Foley, Ark.-Little Rock (4)	20	510	142	.782
2.	Gordy Presnell, Boise St. (2)	20	435	151	.742

Winningest Coaches All-Time

(Minimum 10 years as a Division I head coach since 1982, when NCAA began compiling women's statistics)

BY PERCENTAGE

The rounding of percentages may indicate ties where none exist. In these cases, the numerical order is correct.

	Name (Team & Tenure)	Years	Won	Lost	Pct.
1.	Leon Barmore (Louisiana Tech 1983-02)	20	576	87	.869
2.	*Pat Summitt (Tennessee 1975-07)	33	947	180	.840
3.	*Geno Auriemma (Connecticut 1986-07)	22	621	120	.838
4.	*Gail Goestenkors (Duke 1993-07, Texas 2008)	15	396	99	.800

	Name (Team & Tenure)	Years	Won	Lost	Pct.
5.	*Tara VanDerveer (Idaho 1979-80, Ohio St. 1981-85, Stanford 1986-95, 97-07)	28	689	184	.789
6.	Bill Sheahan (Mt. St. Mary's 1982-98)	17	372	104	.782
7.	*Robin Selvig (Montana 1979-07)	29	672	192	.778
8.	*Andy Landers (Georgia 1980-07)	28	684	215	.761
9.	Marsha Sharp (Texas Tech 1983-06)	24	571	189	.751
10.	*Vivian Stringer (Cheyney 1972-83, Iowa 1984-95, Rutgers 1996-07)	36	777	260	.749
11.	Jody Conradt (Sam Houston St. 1970-73, Texas-Arlington 1974-76, Texas 1977-07)	38	898	309	.744
12.	*Joe McKeown (New Mexico St. 1987-89, George Washington 1990-07)	21	482	167	.743
13.	*Van Chancellor (Mississippi 1979-97, LSU 2008)	19	439	154	.740
14.	Joe Ciampi (Army 1978-79, Auburn 1980-04)	27	607	213	.740
15.	*Sylvia Hatchell (Francis Marion 1976-86, North Carolina 1987-07)	32	751	272	.734
16.	*Wendy Larry (Va. Wesleyan 1978, Arizona 1986-87, Old Dominion 1988-07)	23	521	191	.732
17.	Sonja Hogg (Louisiana Tech 1975-85, Baylor 1995-00)	17	390	146	.728
18.	Rene Portland (St. Joseph's 1977-78, Colorado 1979-80, Penn St. 1981-07)	31	693	265	.723
19.	*Bill Fennelly (Toledo 1989-95, Iowa St. 1996-07)	19	425	172	.712
20.	*Jim Foster (St. Joseph's 1979-91, Vanderbilt 1992-02, Ohio St. 2003-07)	29	634	257	.712
21.	*Elaine Elliott (Utah 1984-07)	24	509	207	.711
22.	*Muffet McGraw (Lehigh 1983-87, Notre Dame 1988-07)	25	537	220	.709
23.	Mike Granelli (St. Peter's 1973-04)	32	607	249	.709
24.	Paul Sanderford (Western Ky. 1983-97, Nebraska 1998-02)	20	453	189	.706
25.	Willie Simon (South Carolina St. 1975-88, Md.-East. Shore 1990-93)	18	356	151	.702
26.	*Debbie Ryan (Virginia 1978-07)	30	651	278	.701
27.	*Don Flanagan (New Mexico 1996-07)	12	263	113	.699
28.	Sue Gunter (Stephen F. Austin 1969-80, LSU 1983-04)	34	708	308	.697
29.	*Cindy Russo (Florida Int'l 1978, Lamar 1979-80, Florida Int'l 1981-07, Virginia 2008)	30	609	266	.696
30.	*Jeff Mittie (Mo. Western St. 1993-95, Arkansas St. 1996-99, TCU 2000-07)	15	324	142	.695
31.	*Gary Blair (Stephen F. Austin 1986-93, Arkansas 1994-03, Texas A&M 2004-07)	22	481	213	.693
32.	Shelia Moorman (James Madison 1983-97)	15	302	134	.693
33.	Lewis Bivens (Carson-Newman 1979-87, Middle Tenn. 1988-97)	19	398	177	.692
34.	Billie Moore (Cal St. Fullerton 1970-77, UCLA 1978-93)	24	436	196	.690
35.	*Joan Bonvicini (Long Beach St. 1980-91, Arizona 1992-07)	28	602	274	.687
36.	James Smith (Northwestern St. 1988-04)	17	340	155	.687
37.	*Kay Yow (Elon 1972-75, North Carolina St. 1976-07)	36	708	324	.686
38.	*Lynne Agee (Roanoke 1979-81, UNC Greensboro 1982-07)	29	559	256	.686
39.	*Jim Bolla (UNLV 1983-96, Hawaii 2005-07)	17	344	159	.684
40.	Theresa Grentz (St. Joseph's 1975-76, Rutgers 1977-95, Illinois 1996-07)	33	671	311	.683
41.	Bill Worrell (Tennessee Tech 1987-06)	20	408	190	.682
42.	*Lisa Stockton (Greensboro 1988-90, Tulane 1995-07)	16	329	154	.681
43.	*Joanne P. McCallie (Maine 1993-00, Michigan St. 2001-07, Duke 2008)	15	316	148	.681
44.	Bob Spencer (John F. Kennedy 1967-70, Parsons 1971-73, William Penn 1974-81, Fresno St. 1982-93)	27	578	271	.681
45.	*Lisa Bluder (St. Ambrose 1985-90, Drake 1991-00, Iowa 2001-07)	23	483	229	.678
46.	*Jerry Finkbeiner (Northwest Nazarene 1986, Southern Nazarene 1991-96, Oral Roberts 1997-07)	18	376	179	.677
47.	*Bill Gibbons Jr. (Holy Cross 1986-07)	22	444	215	.674
48.	James Sweat (Hampton 1982-88, Norfolk St. 1989-07)	26	529	261	.670
49.	Vince Goo (Hawaii 1988-04)	17	334	166	.668
50.	Kay James (Berry 1973-77, Southern Miss. 1978-99)	27	488	244	.667

*Active coach.

BY VICTORIES

(Minimum 10 years as a Division I head coach since 1982, when NCAA began compiling statistics.)

	Name (Team & Tenure)	Years	Won	Lost	Pct.
1.	*Pat Summitt (Tennessee 1975-07)	33	947	180	.840
2.	Jody Conradt (Sam Houston St. 1970-73, Texas-Arlington 1974-76, Texas 1977-07)	38	898	309	.744
3.	*Vivian Stringer (Cheyney 1972-83, Iowa 1984-95, Rutgers 1996-07)	36	777	260	.749
4.	*Sylvia Hatchell (Francis Marion 1976-86, North Carolina 1987-07)	32	751	272	.734
5.	Sue Gunter (Stephen F. Austin 1969-80, LSU 1983-04)	34	708	308	.697
	*Kay Yow (Elon 1972-75, North Carolina St. 1976-07)	36	708	324	.686
7.	Rene Portland (St. Joseph's 1977-78, Colorado 1979-80, Penn St. 1981-07)	31	693	265	.723
8.	*Tara VanDerveer (Idaho 1979-80, Ohio St. 1981-85, Stanford 1986-95, 97-07)	28	689	184	.789
9.	*Andy Landers (Georgia 1980-07)	28	684	215	.761
10.	*Robin Selvig (Montana 1979-07)	29	672	192	.778
11.	Theresa Grentz (St. Joseph's 1975-76, Rutgers 1977-95, Illinois 1996-07)	33	671	311	.683
12.	*Debbie Ryan (Virginia 1978-07)	30	651	278	.701
13.	*Jim Foster (St. Joseph's 1979-91, Vanderbilt 1992-02, Ohio St. 2003-07)	29	634	257	.712
14.	*Geno Auriemma (Connecticut 1986-07)	22	621	120	.838
15.	*Cindy Russo (Florida Int'l 1978, Lamar 1979-80, Florida Int'l 1981-07, Virginia 2008)	30	609	266	.696
16.	Joe Ciampi (Army 1978-79, Auburn 1980-04)	27	607	213	.740
	Mike Granelli (St. Peter's 1973-04)	32	607	249	.709
18.	*Joan Bonvicini (Long Beach St. 1980-91, Arizona 1992-07)	28	602	274	.687
19.	Bob Spencer (John F. Kennedy 1967-70, Parsons 1971-73, William Penn 1974-81, Fresno St. 1982-93)	27	578	271	.681
20.	Leon Barmore (Louisiana Tech 1983-02)	20	576	87	.869
21.	Marsha Sharp (Texas Tech 1983-06)	24	571	189	.751
22.	Marian Washington (Kansas 1974-04)	31	560	363	.607
23.	*Lynne Agee (Roanoke 1979-81, UNC Greensboro 1982-07)	29	559	256	.686
24.	*Muffet McGraw (Lehigh 1983-87, Notre Dame 1988-07)	25	537	220	.709
25.	*Harry Perretta (Villanova 1979-07)	29	536	313	.631
	Carol Hammerle (Green Bay 1974-98, Northern Ill. 1999-05)	32	536	346	.608
27.	James Sweat (Hampton 1982-88, Norfolk St. 1989-07)	26	529	261	.670
28.	*Wendy Larry (Va. Wesleyan 1978, Arizona 1986-87, Old Dominion 1988-07)	23	521	191	.732
29.	*Sharon Fanning (Chattanooga 1977-87, Kentucky 1988-95, Mississippi St. 1996-07)	31	517	387	.572
	Dianne Nolan [St. Francis (N.Y.) 1975-79, Fairfield 1980-07]	33	517	416	.554
31.	*Mark French (Pacific 1980-83, Idaho St. 1984-87, UC Santa Barb. 1988-07)	28	514	308	.625
32.	Ceal Barry (Cincinnati 1980-83, Colorado 1984-05)	26	510	284	.642
33.	*Elaine Elliott (Utah 1984-07)	24	509	207	.711
34.	Chris Weller (Maryland 1976-02)	27	499	286	.636
35.	Kay James (Berry 1973-77, Southern Miss. 1978-99)	27	488	244	.667
36.	Marynell Meadors (Tennessee Tech 1971-86, Florida St. 1988-96)	25	486	273	.640
37.	*Lisa Bluder (St. Ambrose 1985-90, Drake 1991-00, Iowa 2001-07)	23	483	229	.678
38.	*Joe McKeown (New Mexico St. 1987-89, George Washington 1990-07)	21	482	167	.743
	*Linda Sharp [Southern California 1978-89, Texas St. 1990-97, Concordia (Tex.) 2002-07]	26	482	260	.650
40.	*Gary Blair (Stephen F. Austin 1986-93, Arkansas 1994-03, Texas A&M 2004-07)	22	481	213	.693
41.	*Shirley Walker (Alcorn St. 1979-07)	29	477	324	.596
42.	*Nancy Wilson (South Carolina 1985-97, Col. of Charleston 1977-84, 2004-07)	25	467	286	.620
43.	*Larry Inman (Middle Tenn. 1979-86, Eastern Ky. 1989-07)	27	466	303	.606
44.	Jill Hutchison (Illinois St. 1971-73, 75-99)	28	461	322	.589
45.	Paul Sanderford (Western Ky. 1983-97, Nebraska 1998-02)	20	453	189	.706
46.	*Ferne Labati [TCNJ 1980-84, Fairleigh Dickinson 1985-88, Miami (Fla.) 1989-05, Seton Hill 2007]	27	451	327	.580
47.	Joe Sanchez (William Woods 1978-79, Mo.-St. Louis 1980-81, UCF 1982-85, Wake Forest 1986-92, Neb.-Kearney 1994, Navy 1995-03)	25	448	291	.606
48.	*Bill Gibbons Jr. (Holy Cross 1986-07)	22	444	215	.674
49.	*Chris Gobrecht (Cal St. Fullerton 1980-85, Washington 1986-96, Florida St. 1997, Southern California 1998-04, Yale 2006-07)	27	440	351	.556
50.	*Van Chancellor (Mississippi 1979-97, LSU 2008)	19	439	154	.740

*Active coach.

Most 20-Win Seasons

No.	Name, Team(s) and Seasons
31	Pat Summitt, Tennessee 1977-07*
29	Jody Conradt, Sam Houston St. 1971, 73, Texas-Arlington 76, Texas 77-94, 96-97, 00-05
28	C. Vivian Stringer, Cheyney 1975-83, Iowa 84-94, Rutgers 98-99, 01, 03-07*
25	Robin Selvig, Montana 1981-98, 00-01, 03-07*
24	Sylvia Hatchell, Francis Marion 1976-78, 80-86, North Carolina 92-95, 97-00, 02-07*
23	Andy Landers, Georgia 1981-91, 93, 95-97, 99-01, 03-07*
22	Sue Gunter, Stephen F. Austin 1973-80, LSU 83-87, 90-91, 96-97, 99-01, 03-04
22	Rene Portland, St. Joseph's 1977-78, Colorado 79, Penn St. 82-83, 85-88, 90-96, 98-00, 02-04
22	Tara VanDerveer, Idaho 1980, Ohio St. 82-85, Stanford 88-95, 97-98, 00, 02-07*
21	Jim Foster, St. Joseph's 1985-90, Vanderbilt 92-98, 00-02, Ohio St. 03-07*
21	Kay Yow, Elon 1974, North Carolina St. 77-85, 87, 89-91, 95-96, 98, 00-01, 05, 07*
20	Joan Bonvicini, Long Beach St. 1980-91, Arizona 96-98, 00-01, 03-05*
20	Debbie Ryan, Virginia 1980-81, 84-97, 99-00, 05-06*
20	Marsha Sharp, Texas Tech 1983-86, 90-05
19	Leon Barmore, Louisiana Tech 1983-90, 92-02
19	Muffet McGraw, Lehigh 1985-86, Notre Dame 88-91, 94-05, 07*
19	Cindy Russo, Lamar 79-80, Florida Int'l 82, 85-90, 92-99, 01-02*
18	Joe Ciampi, Army 1979, Auburn 1981-83, 85-91, 93-94, 96-97, 99-00, 04
18	Mike Granelli, St. Peter's 1979-86, 89-92, 95-97, 99-00, 02
17	Elaine Elliott, Utah 1986-87, 89-92, 95-01, 03-06*
17	Theresa Grentz, Rutgers 1979-82, 84, 86-94, Illinois 97-98, 00*
17	Marian Washington, Kansas 1978-81, 87-88, 90-99
16	Lynne Agee, UNC Greensboro 1982-88, 91-92, 95, 97-99, 01-02, 07*
15	Van Chancellor, Mississippi 1979-80, 82-92, 94-95*
15	Marynell Meadors, Tennessee Tech 1971-77, 79-82, 85-86, Florida St. 90-91
15	Paul Sanderford, Western Ky. 1983-89, 91-97, Nebraska 98-99
15	Bob Spencer, John F. Kennedy 1967, Parsons 71, 73, William Penn 74-81, Fresno St. 85-87, 90

*Active coach.

All-Time Division I Coaches To Reach 600, 700 and 800 Victories

(Minimum 10 years as a Division I head coach)

FASTEST COACH TO REACH 600 VICTORIES

Name, Current/Most Recent Team (Seasons)	Coaching Yr. Accomplished	Record At Time	Total Games	Date
Geno Auriemma, Connecticut (1986-07)	22nd	600-116	716	12-31-06
Pat Summitt, Tennessee (1975-07)	23rd	600-134	734	11-23-96
Jody Conradt, Texas (1970-07)	24th	600-146	746	12-13-92
Tara VanDerveer, Stanford (1979-07)	25th	600-167	767	3-20-04
Robin Selvig, Montana (1978-07)	26th	600-171	771	3-6-04
Andy Landers, Georgia (1979-07)	25th	600-184	784	2-1-04
C. Vivian Stringer, Rutgers (1973-07)	28th	600-185	785	12-18-99
Rene Portland, Penn St. (1977-07)	27th	600-208	808	12-4-02
Joe Ciampi, Auburn (1977-04)	27th	600-209	809	2-15-04
Mike Granelli, St. Peter's (1972-04)	32nd	600-239	839	1-15-04
Theresa Grentz, Illinois (1975-07)	29th	600-243	843	12-29-02
Debbie Ryan, Virginia (1978-07)	28th	600-243	843	12-29-04
Kay Yow, North Carolina St. (1972-07)	30th	600-246	846	1-11-01
Sylvia Hatchell, North Carolina (1976-07)	27th	600-247	847	3-3-02
Jim Foster, Ohio St. (1979-07)	28th	600-252	852	2-20-06
Cindy Russo, Florida Int'l (1978-07)	30th	600-255	855	12-23-06
Sue Gunter, LSU (1969-80, 83-04)	30th	600-269	869	1-13-00
Joan Bonvicini, Arizona (1980-07)	30th	600-270	870	2-8-07

FASTEST COACH TO REACH 700 VICTORIES

Name, Current/Most Recent Team (Seasons)	Coaching Yr. Accomplished	Record At Time	Total Games	Date
Pat Summitt, Tennessee (1975-07)	26th	700-147	847	12-5-99
Jody Conradt, Texas (1970-07)	29th	700-199	899	12-18-97
C. Vivian Stringer, Rutgers (1973-07)	34th	700-240	940	12-8-04
Sylvia Hatchell, North Carolina (1976-07)	31st	700-266	966	1-15-06
Sue Gunter, LSU (1969-80, 83-04)	34th	700-304	1,004	2-12-04
Kay Yow, North Carolina St. (1972-07)	36th	700-321	1,021	2-5-07

FASTEST COACH TO REACH 800 VICTORIES

Name, Current/Most Recent Team (Seasons)	Coaching Yr. Accomplished	Record At Time	Total Games	Date
Pat Summitt, Tennessee (1975-07)	29th	800-158	958	1-14-03
Jody Conradt, Texas (1970-07)	34th	800-262	1,062	1-22-03

Most Seasons With One Team (All Divisions)

No.	Name, Team(s) and Seasons
37	Yvonne Kauffman, #Elizabethtown 1971-07*
33	Phillip Kahler, #St. John Fisher 1975-07*
33	Pat Summitt, #Tennessee 1975-07*
32	Mike Granelli, #St. Peter's 1973-04
32	Kay Yow, North Carolina St. 1976-07*
31	Jody Conradt, Texas 1977-07
31	Jo Todd, #Randolph 1967-88, 90-98
31	Marian Washington, #Kansas 1974-04
30	Debbie Ryan, #Virginia 1978-07*
30	Connie Tilley, #St. Norbert 1978-07*
30	Andy Yosinoff, #Emmanuel (Mass.) 1978-07
29	Kitty Baldridge, #Gallaudet 1978-06
29	Lillian Haas, #Drexel 1964-92
29	Judy Malone, #UC San Diego 1977-05
29	Harry Perretta, #Villanova 1979-07
29	Robin Selvig, #Montana 1979-07*
29	Shirley Walker, #Alcorn St. 1979-07*
28	Gary Boeyink, #Central (Iowa) 1974-01
28	Curt Fredrickson, #Northern St. 1978-83, 86-07*
28	Wendy Hedberg, #SIU Edwardsville 1980-07*
28	Jill Hutchison, #Illinois St. 1971-73, 75-99
28	Andy Landers, #Georgia 1980-07*
28	Dianne Nolan, Fairfield 1980-07
28	Amy Ruley, #North Dakota St. 1980-07*
28	Cindy Russo, Florida Int'l 1978, 81-07*
27	Frank Bennett, #Lipscomb 1981-07*
27	Jodie Burton, #Claremont-M-S 1980-02, 04-07*
27	Sue Duprat, #St. Michael's 1977-03
27	Jessie Harris, #Mississippi Val. 1977-03
27	Johnny Jacumin, #Wingate 1981-07
27	J. Randall Ognibene, #Mt. St. Mary (N.Y.) 1981-07*
27	Rene Portland, Penn St. 1981-07
27	Michael Strong, #Scranton 1980-94, 96-07*
27	Chris Weller, #Maryland 1976-02

*Active coach. #Has coached only at this school.

Division II Coaching Records

Winningest Active Coaches

(Minimum five years as a head coach at a Division II school; includes record at four-year colleges only)

BY PERCENTAGE

The rounding of percentages may indicate ties where none exist. In these cases, the numerical order is correct

	Name, Team	Yrs.	Won	Lost	Pct.
1.	Gene Roebuck, North Dakota	20	530	89	.856
2.	Ron McHenry, Washburn	7	188	37	.836
3.	Brandon Schneider, Emporia St.	9	227	53	.811
4.	Barbara Stevens, Bentley	30	734	201	.785
5.	David Slifer, Central Mo.	18	443	131	.772
6.	Curt Fredrickson, Northern St.	28	632	192	.767
7.	Glenn Wilkes Jr., Rollins	21	468	150	.757
8.	Lonnie Bartley, Fort Valley St.	23	502	176	.740
9.	Carmen Dolfo, Western Wash.	16	347	122	.740
10.	Jacques Curtis, Shaw	7	159	58	.733
11.	Nancy Winstel, Northern Ky.	27	559	217	.720
12.	Darcie Vincent, California (Pa.)	11	237	94	.716
13.	Steve Harold, Drury	12	262	107	.710
14.	David Smith, Bellarmine	25	499	205	.709
15.	Carol Russell, Neb.-Kearney	5	107	44	.709
16.	Paul Fessler, Concordia-St. Paul	7	150	63	.704
17.	Annette Wiles, Fort Hays St.	14	288	126	.696
18.	Tom Shirley, Philadelphia U.	26	537	236	.695
19.	Michael McManus, St. Thomas Aquinas	22	439	201	.686
20.	Dave Krauth, Augustana (S.D.)	18	355	166	.681
21.	Steve McDonald, Fairmont St.	7	137	65	.678
22.	Lynn Ullom, West Liberty St.	16	320	155	.674
23.	Trisha Brown, Stonehill	6	118	60	.663
24.	Melissa Tiber, Tusculum	6	115	59	.661
25.	Sally Brooks, Angelo St.	16	311	161	.659
26.	Gene Steinmeyer, Northwest Mo. St.	23	479	248	.659
27.	Tom Jessee, Tampa	14	268	140	.657
28.	John Reynolds Jr., Florida Tech	20	375	196	.657
29.	Sherry Winn, Charleston (W.V.)	18	342	184	.650
30.	Carrie Seymour, Pace	15	290	157	.649
31.	Randy Gipson, Northeastern St.	8	149	81	.648
32.	Greg Bruce, Western Ore.	16	296	161	.648
33.	Mary Fleig, Millersville	24	421	229	.648
34.	Kristy Trn, Shippensburg	8	150	82	.647
35.	Joe Key, Wheeling Jesuit	12	220	125	.638
36.	Belinda Roby, Tuskegee	8	144	83	.634
37.	Dean Walsh, Carson-Newman	9	160	93	.632
38.	Eric Tucker, Fayetteville St.	15	263	153	.632
39.	Linda Raunig, Regis (Colo.)	17	303	178	.630
40.	Claudette Charney, Hillsdale	23	402	238	.628
41.	Ryun Williams, Wayne St. (Neb.)	9	160	96	.625
42.	Jeff Whitney, Central Wash.	10	166	101	.622
43.	Tracey Bloodworth-Fisk, Ferris St.	9	158	97	.620
44.	Kiley Hill, Valdosta St.	8	138	85	.619
45.	Jay Sparks, Columbus St.	18	332	205	.618
46.	Kevin Pederson, Lander	6	108	67	.617
47.	Scott Ballard, Winona St.	17	297	187	.614
48.	John Carrick, GCSU	24	424	271	.610
49.	Stan Swank, Edinboro	20	342	219	.610
50.	Rick Stein, Southern Ind.	8	143	92	.609

Note: Coaches of reclassifying institutions past the exploratory year no longer appear on Division II active coaching lists, but instead are listed at the bottom of the Division I list.

(Coaches with fewer than five years as a Division II head coach; includes record at four-year colleges only; number of years as Division II head coach in parentheses.)

	Name, Team	Yrs.	Won	Lost	Pct.
1.	Mike McLaughlin, Holy Family (4)	12	349	55	.864
2.	Nate Ware, Phila. Sciences (4)	6	109	64	.630

BY VICTORIES

	Name, Team	Yrs.	Won	Lost	Pct.
1.	Barbara Stevens, Bentley	30	734	201	.785
2.	Curt Fredrickson, Northern St.	28	632	192	.767
3.	Nancy Winstel, Northern Ky.	27	559	217	.720
4.	Tom Shirley, Philadelphia U.	26	537	236	.695
5.	Gene Roebuck, North Dakota	20	530	89	.856
6.	Lonnie Bartley, Fort Valley St.	23	502	176	.740
7.	David Smith, Bellarmine	25	499	205	.709
8.	Gene Steinmeyer, Northwest Mo. St.	23	479	248	.659
9.	Glenn Wilkes Jr., Rollins	21	468	150	.757
10.	David Slifer, Central Mo.	18	443	131	.772
11.	Michael McManus, St. Thomas Aquinas	22	439	201	.686
12.	Wendy Hedberg, SIU Edwardsville	28	436	339	.563
13.	John Carrick, GCSU	24	424	271	.610
14.	Mary Fleig, Millersville	24	421	229	.648
15.	Robert Skinner, Albany St. (Ga.)	27	418	317	.569
16.	Chad Lavin, South Dakota	25	415	298	.582
17.	Claudette Charney, Hillsdale	23	402	238	.628
18.	Margaret Parsons, Clarion	26	379	303	.556
19.	John Reynolds Jr., Florida Tech	20	375	196	.657
20.	Kathy O'Neil, Mass.-Lowell	22	365	267	.578
21.	Lori Ulferts, St. Cloud St.	22	360	245	.595
22.	Juliene Simpson, East Stroudsburg	28	356	419	.459
23.	Dave Krauth, Augustana (S.D.)	18	355	166	.681
24.	Deirdre Kane, West Chester	23	350	286	.550
25.	Carmen Dolfo, Western Wash.	16	347	122	.740
26.	Sherry Winn, Charleston (W.V.)	18	342	184	.650
	Stan Swank, Edinboro	20	342	219	.610
28.	Kelly Kruger, Adams St.	21	333	254	.567
29.	Jay Sparks, Columbus St.	18	332	205	.618
30.	Lynn Ullom, West Liberty St.	16	320	155	.674
31.	Sally Brooks, Angelo St.	16	311	161	.659
32.	Kip Drown, Colorado St.-Pueblo	19	304	249	.550
33.	Linda Raunig, Regis (Colo.)	17	303	178	.630
34.	Scott Ballard, Winona St.	17	297	187	.614
35.	Greg Bruce, Western Ore.	16	296	161	.648
36.	Carrie Seymour, Pace	15	290	157	.649
37.	Annette Wiles, Fort Hays St.	14	288	126	.696
38.	Wendee Saintsing, Barton	18	286	205	.582
39.	Sue Ramsey, Ashland	20	280	278	.502
40.	Tom Jessee, Tampa	14	268	140	.657
41.	Eric Tucker, Fayetteville St.	15	263	153	.632
	Sandra Rushing, Delta St.	18	263	232	.531
43.	Steve Harold, Drury	12	262	107	.710
44.	Tim Abney, Lincoln (Mo.)	21	254	315	.446
45.	Van Girard, Cal St. Dom. Hills	19	252	256	.496
46.	Darcie Vincent, California (Pa.)	11	237	94	.716
47.	Kent Franz, East Central	16	234	207	.531
48.	Mary Burke, Bryant	16	230	218	.513
49.	Craig Roden, West Ga.	17	229	235	.494
50.	Brandon Schneider, Emporia St.	9	227	53	.811

Note: Coaches of reclassifying institutions past the exploratory year no longer appear on Division II active coaching lists, but instead are listed at the bottom of the Division I list.

(Coaches with fewer than five years as a Division II head coach; includes record at four-year colleges only; number of years as Division II head coach in parentheses.)

	Name, Team	Yrs.	Won	Lost	Pct.
1.	Mike McLaughlin, Holy Family (4)	12	349	55	.864
2.	Susan Yow, Belmont Abbey (#)	22	236	364	.393

#First Division II season is 2007-08.

Winningest Coaches All-Time

(Minimum 10 years as a head coach at a Division II school; includes record at four-year colleges only)

BY PERCENTAGE

The rounding of percentages may indicate ties where none exist. In these cases, the numerical order is correct

	Name (Team & Tenure)	Yrs.	Won	Lost	Pct.
1.	*Gene Roebuck (North Dakota 1988-07)	20	530	89	.856
2.	Lloyd Clark (Delta St. 1984-02)	19	494	98	.834
3.	Darlene May (Cal Poly Pomona 1975-94)	20	519	119	.813
4.	Curt Bailey (St. Rose 1990-01)	12	279	75	.788
5.	*Barbara Stevens [Clark (Mass.) 1978-83, Massachusetts 1984-86, Bentley 1987-07]	30	734	201	.785
6.	*Amy Ruley (North Dakota St. 1980-07)	28	654	187	.778
7.	Jodi Gault (Pitt.-Johnstown 1983-07)	25	540	156	.776
8.	*David Slifer (Mt. Mercy 1990-95, Mo. Western St. 1996-04, Central Mo. 2005-07)	18	443	131	.772
9.	*Curt Fredrickson (Northern St. 1978-83, 86-07)	28	632	192	.767
10.	Bob Schneider (Texas Woman's 1979-81, West Tex. A&M 1982-06)	28	634	201	.759
11.	Mike Geary (Lake Superior St. 1987-88, Northern Mich. 1989-05)	19	415	133	.757
12.	*Glenn Wilkes Jr. (Rollins 1987-07)	21	468	150	.757
13.	Paula J. Sullivan (Stonehill 1972-96)	25	477	159	.750
14.	*Gordy Presnell (Seattle Pacific 1988-05, Boise St. 2006-07)	20	435	151	.742
15.	Bob Taylor (Lake Superior St. 1984-86, Oakland 1987-97)	14	296	103	.742
16.	Elaine Kebbe (Belmont Abbey 1987-01)	15	314	110	.741
17.	*Lonnie Bartley (Fort Valley St. 1985-07)	23	502	176	.740
18.	Charlie Just (Bellarmine 1985-98)	14	298	105	.739
19.	*Kevin Borseth (Michigan Tech 1988-98, Green Bay 1999-07, Michigan 2008)	20	441	159	.735
20.	Johnny Jacumin (Wingate 1981-07)	27	591	218	.731
21.	Norm Benn (Fla. Southern 1986-97)	12	250	97	.720
22.	*Nancy Winstel (Midway 1979-81, Northern Ky. 1984-07)	27	559	217	.720
23.	*Darcie Vincent [Slippery Rock 1997-00, California (Pa.) 2001-07]	11	237	94	.716
24.	*Steve Harold (Glenville St. 1996-07, Drury 2008)	12	262	107	.710
25.	*David Smith [St. Joseph's (Ind.) 1977-78, 85-90, Shippensburg 1991-98, Bellarmine 1999-07]	25	499	205	.709
26.	Karen Stromme (Minn. Duluth 1985-05)	21	440	184	.705
27.	Ron Marvel (Central Ark. 1981-04)	24	489	207	.703
28.	*Tom Shirley (DeSales 1982-89, Philadelphia U. 1990-07)	26	537	236	.695
29.	*Peter Cinella (American Int'l 1994-07, Fairleigh Dickinson 2008)	14	291	130	.691
30.	*Colby Tilley (Aub.-Montgomery 1987-95, Kennesaw St. 1996-07)	21	442	199	.690
31.	Nancy Neiber (South Dakota St. 1985-00)	16	305	142	.682
32.	*Dave Krauth [Augustana (S.D.) 1990-07]	18	355	166	.681
33.	*Lynn Ullom (West Liberty St. 1992-07)	16	320	155	.674
34.	Jane Williamson (West Ga. 1988-94, Valdosta St. 1995-99)	12	216	105	.673
35.	Donna Guimont (St. Anselm 1982-96)	15	285	139	.672
36.	Patty Dick (Washburn 1978-00)	23	431	222	.660
37.	Steve Kirkham (Mesa St. 1989-04)	16	299	156	.657
38.	*John Reynolds Jr. (Florida Tech 1988-07)	20	375	196	.657
39.	Roger Vannoy (Lincoln Memorial 1983-07)	25	463	246	.653
40.	*Sherry Winn [Minn.-Morris 1990-91, Mont. St.-Northern 1992-96, Colorado St.-Pueblo 1997-01, Charleston (W.V.) 2002-07]	18	342	184	.650
41.	*Carrie Seymour (Pace 1993-07)	15	290	157	.649
42.	*Greg Bruce (Portland St. 1987-96, Northern Colo. 1998-00, Cal St. Bakersfield 2001, Fort Lewis 2005, Western Ore. 2007)	16	296	161	.648
43.	*Mary Fleig (Frank. & Marsh. 1984-90, Millersville 1991-07)	24	421	229	.648
44.	Bertha Cummings (Virginia St. 1984, Dist. Columbia 1985-86, Virginia St. 1989-97)	12	204	112	.646
45.	Tiny Laster (Tuskegee 1973, Talladega 1974-76, Tuskegee 1977-88, Hampton 1989-95)	23	422	237	.640
46.	*Joe Key (Wheeling Jesuit 1996-07)	12	220	125	.638
47.	Frank McCarthy (Mont. St.-Billings 1990-99, Montana St. 2000-01)	12	214	122	.637
48.	Chuck Mallender (Indianapolis 1983-93)	11	184	106	.634
49.	Denise Sandifar (Oakland City 1991-99, Minn.-Morris 2000)	10	167	97	.633
50.	*Eric Tucker (Fayetteville St. 1993-07)	15	263	153	.632

*Active coach.

BY VICTORIES

	Name, Team (Team & Tenure)	Yrs.	Won	Lost	Pct.
1.	*Barbara Stevens [Clark (Mass.) 1978-83, Massachusetts 1984-86, Bentley 1987-07]	30	734	201	.785
2.	*Amy Ruley (North Dakota St. 1980-07)	28	654	187	.778
3.	Bob Schneider (Texas Woman's 1979-81, West Tex. A&M 1982-06)	28	634	201	.759
4.	*Curt Fredrickson (Northern St. 1978-83, 86-07)	28	632	192	.767
5.	Johnny Jacumin (Wingate 1981-07)	27	591	218	.731
6.	*Nancy Winstel (Midway 1979-81, Northern Ky. 1984-07)	27	559	217	.720
7.	Jodi Gault (Pitt.-Johnstown 1983-07)	25	540	156	.776
8.	*Tom Shirley (DeSales 1982-89, Philadelphia U. 1990-07)	26	537	236	.695
9.	*Gene Roebuck (North Dakota 1988-07)	20	530	89	.856
10.	Darlene May (Cal Poly Pomona 1975-94)	20	519	119	.813
11.	*Lonnie Bartley (Fort Valley St. 1985-07)	23	502	176	.740
12.	*David Smith [St. Joseph's (Ind.) 1977-78, 85-90, Shippensburg 1991-98, Bellarmine 1999-07]	25	499	205	.709
13.	Lloyd Clark (Delta St. 1984-02)	19	494	98	.834
14.	Ron Marvel (Central Ark. 1981-04)	24	489	207	.703
15.	Paula J. Sullivan (Stonehill 1972-96)	25	477	159	.750
16.	*Glenn Wilkes Jr. (Rollins 1987-07)	21	468	150	.757
17.	Roger Vannoy (Lincoln Memorial 1983-07)	25	463	246	.653
18.	*David Slifer (Mt. Mercy 1990-95, Mo. Western St. 1996-04, Central Mo. 2005-07)	18	443	131	.772
19.	*Colby Tilley (Aub.-Montgomery 1987-95, Kennesaw St. 1996-07)	21	442	199	.690
20.	*Kevin Borseth (Michigan Tech 1988-98, Green Bay 1999-07, Michigan 2008)	20	441	159	.735
21.	Karen Stromme (Minn. Duluth 1985-05)	21	440	184	.705
22.	*Wendy Hedberg (SIU Edwardsville 1980-07)	28	436	339	.563
23.	*Gordy Presnell (Seattle Pacific 1988-05, Boise St. 2006-07)	20	435	151	.742
24.	Patty Dick (Washburn 1978-00)	23	431	222	.660
25.	*John Carrick (GCSU 1984-07)	24	424	271	.610
26.	Tiny Laster (Tuskegee 1973, Talladega 1974-76, Tuskegee 1977-88, Hampton 1989-95)	23	422	237	.640
27.	*Mary Fleig (Frank. & Marsh. 1984-90, Millersville 1991-07)	24	421	229	.648
28.	*Robert Skinner [Paine 1981-91, Albany St. (Ga.) 1992-07]	27	418	317	.569
29.	Mike Geary (Lake Superior St. 1987-88, Northern Mich. 1989-05)	19	415	133	.757
	*Chad Lavin (Wyoming 1987-98, South Dakota 1983-86, 99-07)	25	415	298	.582
31.	*Claudette Charney (Alma 1985, Saginaw Valley 1986-95, Grand Valley St. 1996-02, Hillsdale 2003-07)	23	402	238	.628
	Shirley Duncan (Eastern Ky. 1976-79, Longwood 1984-06)	27	402	331	.548
33.	*Margaret Parsons (Thiel 1982-89, Clarion 1990-07)	26	379	303	.556
34.	*John Reynolds Jr. (Florida Tech 1988-07)	20	375	196	.657
35.	*Kathy O'Neil (Mass.-Lowell 1986-07)	22	365	267	.578
36.	*Lori Ulferts (Minn.-Crookston 1986-89, Minn. St. Moorhead 1990-94, St. Cloud St. 1995-07)	22	360	245	.595
37.	*Dave Krauth [Augustana (S.D.) 1990-07]	18	355	166	.681
38.	John Keely (Northwestern Okla. 1979-80, Central Okla. 1981-04)	26	353	376	.484
39.	*Deirdre Kane (Salisbury 1984-85, Swarthmore 1986, West Chester 1988-07)	23	350	286	.550
40.	*Sherry Winn [Minn.-Morris 1990-91, Mont. St.-Northern 1992-96, Colorado St.-Pueblo 1997-01, Charleston (W.V.) 2002-07]	18	342	184	.650
	*Stan Swank (Edinboro 1988-07)	20	342	219	.610
42.	*Kelly Kruger [Northwestern (Iowa) 1982-87, Southwest Minn. St. 1992-05, Adams St. 2007]	21	333	254	.567
43.	*Jay Sparks (Columbus St. 1990-07)	18	332	205	.618
	Press Parham (Alabama A&M 1983-03)	21	332	245	.575
45.	Sue Duprat (St. Michael's 1977-03)	27	327	355	.479
46.	*Beth Couture (Presbyterian 1990-02, Butler 2003-07)	18	323	198	.620
47.	Gladys Ziemer (St. Cloud St. 1974-93)	20	321	212	.602
48.	*Lynn Ullom (West Liberty St. 1992-07)	16	320	155	.674
49.	*Mary Tappmeyer (Mo.-Rolla 1985-91, North Fla. 1993-07)	22	319	286	.527
50.	Elaine Kebbe (Belmont Abbey 1987-01)	15	314	110	.741

*Active coach.

Division III Coaching Records

Winningest Active Coaches

(Minimum five years as a head coach at a Division III school; includes record at four-year colleges only)

BY PERCENTAGE

The rounding of percentages may indicate ties where none exist. In these cases, the numerical order is correct

	Name, Team	Yrs.	Won	Lost	Pct.
1.	Gary Fifield, Southern Me.	20	516	82	.863
2.	Shanna Briggs, Hardin-Simmons	5	121	20	.858
3.	Nancy Fahey, Washington-St. Louis	21	497	85	.854
4.	Stefanie Pemper, Bowdoin	9	216	39	.847
5.	Michael Strong, Scranton	27	666	135	.831
6.	Phillip Kahler, St. John Fisher	33	744	157	.826
7.	Brian Morehouse, Hope	11	258	55	.824
8.	Tim Shea, Salem St.	26	596	143	.806
9.	Janice Quinn, New York U.	20	439	116	.791
10.	Michael Durbin, St. Benedict	22	474	127	.789
11.	Dixie Jeffers, Capital	24	518	139	.788
12.	Kris Huffman, DePauw	14	304	82	.788
13.	G.P. Gromacki, Amherst	8	176	52	.772
14.	Chris Kielsmeier, Howard Payne	7	146	44	.768
15.	Pam Ruder, Southwestern (Tex.)	11	228	73	.757
16.	Lori Kerans, Millikin	21	417	136	.754
17.	Andy Yosinoff, Emmanuel (Mass.)	30	574	189	.752
18.	Jean Willi, Bridgewater (Va.)	11	225	76	.748
19.	Keith Mondillo, Gwynedd-Mercy	12	247	84	.746
20.	Jackie Slaats, Lake Forest	21	365	129	.739
21.	George Martin, Colby-Sawyer	13	264	94	.737
22.	Amanda Van Voorhis, Salve Regina	7	143	51	.737
23.	Cheri Harrer, Baldwin-Wallace	17	347	127	.732
24.	Carol Jue, Chapman	5	98	36	.731
25.	Bill Finney, Marymount (Va.)	24	482	178	.730
26.	Jerry Scheve, Wilmington (Ohio)	17	331	124	.727
27.	Tonja Englund, Wis.-Eau Claire	7	143	54	.726
28.	Craig Dagan, Maine Maritime	6	119	45	.726
29.	Paul Allen Duke, Mississippi Col.	12	219	83	.725
30.	Jamie Beaudoin, Me.-Farmington	8	159	61	.723
31.	James Murphy, Bates	13	240	93	.721
32.	Beth Baker, Wheaton (Ill.)	21	393	153	.720
33.	Scott Rueck, George Fox	11	203	80	.717
34.	Suzy Barcomb, Puget Sound	9	172	68	.717
35.	Susan Dunagan, Roanoke	26	498	198	.716
36.	Jina DeRubbo, Wash. & Jeff.	10	194	78	.713
37.	Yvonne Kauffman, Elizabethtown	37	629	265	.704
38.	Marguerite Gualtieri, Staten Island	9	179	77	.699
39.	Pat Manning, Williams	17	295	127	.699
40.	Dan Raymond, Ithaca	8	153	67	.695
41.	Denise Bierly, Eastern Conn. St.	13	249	110	.694
42.	Candace Crabtree, Mount Ida	12	232	104	.690
43.	Michael Miller, Messiah	21	375	169	.689
44.	Fred Richter, DeSales	17	321	145	.689
45.	Patricia Glispin, Clark (Mass.)	23	427	194	.688
46.	Kevin Calabria, Alvernia	18	341	156	.686
47.	Erin Monahan, Wm. Paterson	14	259	119	.685
48.	Brian Niemuth, Simpson	20	361	166	.685
49.	Doreen Belkowski, Albion	6	112	52	.683
50.	Chris Ellis, Maryville (Mo.)	6	109	51	.681

Note: Coaches of provisional institutions or coaches of institutions that are reclassifying to another division and are past the exploratory year are not included on this list.

(Coaches with fewer than five years as a Division III head coach; includes record at four-year colleges only; number of years as Division III head coach in parentheses.)

Name, Team	Yrs.	Won	Lost	Pct.
No coaches that meet the above requirements qualify among the top 50 on the winning percentage list.				

BY VICTORIES

	Name, Team	Yrs.	Won	Lost	Pct.
1.	Phillip Kahler, St. John Fisher	33	744	157	.826
2.	Michael Strong, Scranton	27	666	135	.831
3.	Yvonne Kauffman, Elizabethtown	37	629	265	.704
4.	Tim Shea, Salem St.	26	596	143	.806
5.	Andy Yosinoff, Emmanuel (Mass.)	30	574	189	.752
6.	Dixie Jeffers, Capital	24	518	139	.788
7.	Gary Fifield, Southern Me.	20	516	82	.863
8.	Nancy Funk, Johns Hopkins	30	501	254	.664
9.	Susan Dunagan, Roanoke	26	498	198	.716
10.	Nancy Fahey, Washington-St. Louis	21	497	85	.854
11.	Jack Surridge, North Park	32	489	313	.610
12.	Bill Finney, Marymount (Va.)	24	482	178	.730
	Linda Sharp, Concordia (Tex.)	26	482	260	.650
14.	Michael Durbin, St. Benedict	22	474	127	.789
15.	Connie Tilley, St. Norbert	30	466	241	.659
16.	J. Randall Ognibene, Mt. St. Mary (N.Y.)	27	465	233	.666
17.	Janice Quinn, New York U.	20	439	116	.791
	Jodie Burton, Claremont-M-S	27	439	238	.648
19.	Patricia Glispin, Clark (Mass.)	23	427	194	.688
20.	Lori Kerans, Millikin	21	417	136	.754
21.	Carroll LaHaye, Randolph-Macon	25	408	257	.614
22.	Jane Hildebrand, Luther	23	397	201	.664
23.	Beth Baker, Wheaton (Ill.)	21	393	153	.720
24.	Becky Martin, McDaniel	26	388	246	.612
25.	Judy Blinstrub, Babson	23	384	226	.630
26.	Michael Miller, Messiah	21	375	169	.689
27.	Mary Beth Spirk, Moravian	20	372	177	.678
28.	Jackie Slaats, Lake Forest	21	365	129	.739
	Joy Scruggs, Emory & Henry	26	365	285	.562
30.	Nan Carney-DeBord, Ohio Wesleyan	21	363	188	.659
31.	Brian Niemuth, Simpson	20	361	166	.685
32.	Mark Thomas, Wis.-Stout	20	355	180	.664
33.	Cheri Harrer, Baldwin-Wallace	17	347	127	.732
34.	Kevin Calabria, Alvernia	18	341	156	.686
35.	Jerry Scheve, Wilmington (Ohio)	17	331	124	.727
36.	Kathy Connell, Pomona-Pitzer	29	323	413	.439
37.	Fred Richter, DeSales	17	321	145	.689
38.	Charles Goffnett, Alma	20	316	186	.629
39.	Naomi Graves, Springfield	22	315	263	.545
40.	Dawn Henderson, TCNJ	18	312	157	.665
41.	Shirley Egner, Wis.-Stevens Point	18	308	159	.660
42.	Kris Huffman, DePauw	14	304	82	.788
43.	Kate Mullen, Wesleyan (Conn.)	26	297	303	.495
44.	Pat Manning, Williams	17	295	127	.699
45.	Jim Scheible, Rochester	16	288	146	.664
46.	Carol Simon, Brandeis	20	282	224	.557
47.	Debra Hunter, Austin	20	272	220	.553
48.	Karen McConnell, Heidelberg	19	269	231	.538
49.	George Martin, Colby-Sawyer	13	264	94	.737
50.	Michele Sharp, Kean	20	261	274	.488

Note: Coaches of provisional institutions or coaches of institutions that are reclassifying to another division and are past the exploratory year are not included on this list.

(Coaches with fewer than five years as a Division III head coach; includes record at four-year colleges only; number of years as Division III head coach in parentheses.)

Name, Team	Yrs.	Won	Lost	Pct.
No coaches that meet the above requirements qualify among the top 50 on the victories list.				

Winningest Coaches All-Time

(Minimum 10 years as a head coach at a Division III school; includes record at four-year colleges only)

BY PERCENTAGE

The rounding of percentages may indicate ties where none exist. In these cases, the numerical order is correct

	Name (Team & Tenure)	Yrs.	Won	Lost	Pct.
1.	*Gary Fifield (Southern Me. 1988-07)	20	516	82	.863
2.	*Nancy Fahey (Washington-St. Louis 1987-07)	21	497	85	.854
3.	*Michael Strong (Scranton 1980-94, 96-07)	27	666	135	.831
4.	*Phillip Kahler (St. John Fisher 1975-07)	33	744	157	.826
5.	*Brian Morehouse (Hope 1997-07)	11	258	55	.824
6.	Ted Riverso [St. Thomas (Minn.) 1985-99]	15	337	80	.808
7.	*Tim Shea (Salem St. 1982-07)	26	596	143	.806
8.	*Janice Quinn (New York U. 1988-07)	20	439	116	.791
9.	*Michael Durbin (Wittenberg 1986, St. Benedict 1987-07)	22	474	127	.789
10.	*Dixie Jeffers (Rio Grande 1984-86, Capital 1987-07)	24	518	139	.788
11.	*Kris Huffman (DePauw 1994-07)	14	304	82	.788
12.	Glenn Begly (William Smith 1989-04)	16	319	101	.760
13.	April Arvan (Lakeland 1995-07)	13	265	84	.759
14.	*Pam Ruder [Wis.-Oshkosh 1997-05, Southwestern (Tex.) 2006-07]	11	228	73	.757
15.	*Lori Kerans (Millikin 1987-07)	21	417	136	.754
16.	*Andy Yosinoff [Emmanuel (Mass.) 1978-07]	30	574	189	.752
17.	*Jean Willi [Bridgewater (Va.) 1997-07]	11	225	76	.748
18.	*Keith Mondillo (Gwynedd-Mercy 1996-07)	12	247	84	.746
19.	Gil Rigell (Pacific Lutheran 1998-07)	10	196	69	.740
20.	*Jackie Slaats (Lake Forest 1987-07)	21	365	129	.739
21.	*George Martin (Colby-Sawyer 1995-07)	13	264	94	.737
22.	Bill Lessig (Connecticut Col. 1983-93)	11	179	64	.737
23.	Michael McDevitt [St. Joseph's (Me.) 1988-03]	16	326	117	.736
24.	*Cheri Harrer (Baldwin-Wallace 1991-07)	17	347	127	.732
25.	*Bill Finney [Marymount (Va.) 1984-07]	24	482	178	.730
26.	Carl Hatchell (Meredith 1989-04)	16	260	97	.728
27.	*Jerry Scheve [Wilmington (Ohio) 1991-07]	17	331	124	.727
28.	*Paul Allen Duke (Mississippi Col. 1996-07)	12	219	83	.725
29.	*James Murphy (Bates 1995-07)	13	240	93	.721
30.	*Beth Baker [Wheaton (Ill.) 1987-07]	21	393	153	.720
31.	Rick Berger (Westfield St. 1991-01)	11	210	82	.719
32.	Monica Severson (Wartburg 1989-06)	18	335	131	.719
33.	*Susan Dunagan (Roanoke 1982-07)	26	498	198	.716
34.	*Jina DeRubbo [Bethany (W.V.) 1998-04, Wash. & Jeff. 2005-07]	10	194	78	.713
35.	Gail F. Maloney (Buffalo St. 1979-86, 88-00)	21	374	154	.708
36.	*Yvonne Kauffman (Elizabethtown 1971-07)	37	629	265	.704
37.	Pam Smith (Wittenberg 1987-07)	21	401	169	.704
38.	*Lisa Stone (Cornell College 1986-88, Wis.-Eau Claire 1989-00, Drake 2001-03, Wisconsin 2004-07)	22	431	182	.703
39.	Nancy Breitenstein (Pomona-Pitzer 1969-90, 92)	23	336	143	.701
40.	*Pat Manning (Williams 1991-07)	17	295	127	.699
41.	Jody Rajcula (Western Conn. St. 1982-02)	21	383	168	.695
42.	*Denise Bierly (Eastern Conn. St. 1995-07)	13	249	110	.694
43.	*Michael Miller (Messiah 1987-07)	21	375	169	.689
44.	*Fred Richter (DeSales 1991-07)	17	321	145	.689
45.	*Patricia Glispin [Clark (Mass.) 1985-07]	23	427	194	.688
46.	*Kevin Calabria (Alvernia 1990-07)	18	341	156	.686
47.	*Erin Monahan (Wm. Paterson 1993-01, 03-07)	14	259	119	.685
48.	*Brian Niemuth (Simpson 1988-07)	20	361	166	.685
49.	Bryan Whitten [King's (Pa.) 1994-05]	12	220	103	.681
50.	*Jeannette Yeoman (Alfred 1995-98, Cortland St. 1999-07)	13	239	113	.679

*Active coach.

BY VICTORIES

	Name, Team (Team & Tenure)	Yrs.	Won	Lost	Pct.
1.	*Phillip Kahler (St. John Fisher 1975-07)	33	744	157	.826
2.	*Michael Strong (Scranton 1980-94, 96-07)	27	666	135	.831
3.	*Yvonne Kauffman (Elizabethtown 1971-07)	37	629	265	.704
4.	*Tim Shea (Salem St. 1982-07)	26	596	143	.806
5.	*Andy Yosinoff [Emmanuel (Mass.) 1978-07]	30	574	189	.752
6.	*Dixie Jeffers (Rio Grande 1984-86, Capital 1987-07)	24	518	139	.788
7.	*Gary Fifield (Southern Me. 1988-07)	20	516	82	.863
8.	*Nancy Funk (Messiah 1978-86, Johns Hopkins 1987-07)	30	501	254	.664
9.	*Susan Dunagan (Roanoke 1982-07)	26	498	198	.716
10.	*Nancy Fahey (Washington-St. Louis 1987-07)	21	497	85	.854
11.	*Jack Surridge [Concordia-St. Paul 1975-89, Concordia (Wis.) 1990-96, North Park 1997-07]	32	489	313	.610
12.	*Bill Finney [Marymount (Va.) 1984-07]	24	482	178	.730
13.	*Michael Durbin (Wittenberg 1986, St. Benedict 1987-07)	22	474	127	.789
14.	*Connie Tilley (St. Norbert 1978-07)	30	466	241	.659
15.	*J. Randall Ognibene [Mt. St. Mary (N.Y.) 1981-07]	27	465	233	.666
16.	*Janice Quinn (New York U. 1988-07)	20	439	116	.791
	*Jodie Burton (Claremont-M-S 1980-02, 04-07)	27	439	238	.648
18.	*Lisa Stone (Cornell College 1986-88, Wis.-Eau Claire 1989-00, Drake 2001-03, Wisconsin 2004-07)	22	431	182	.703
19.	*Patricia Glispin [Clark (Mass.) 1985-07]	23	427	194	.688
20.	*Lori Kerans (Millikin 1987-07)	21	417	136	.754
21.	Judy Malone (UC San Diego 1977-05)	29	411	327	.557
22.	*Carroll LaHaye (Randolph-Macon 1983-07)	25	408	257	.614
23.	Pam Smith (Wittenberg 1987-07)	21	401	169	.704
24.	Gary Boeyink [Central (Iowa) 1974-01]	28	399	286	.582
25.	*Jane Hildebrand (Luther 1985-07)	23	397	201	.664
26.	*Beth Baker [Wheaton (Ill.) 1987-07]	21	393	153	.720
	Donna Newberry (Muskingum 1975-00)	26	393	219	.642
28.	*Becky Martin (McDaniel 1982-07)	26	388	246	.612
29.	*Judy Blinstrub (Babson 1985-07)	23	384	226	.630
30.	Jody Rajcula (Western Conn. St. 1982-02)	21	383	168	.695
31.	*Michael Miller (Messiah 1987-07)	21	375	169	.689
32.	Gail F. Maloney (Buffalo St. 1979-86, 88-00)	21	374	154	.708
33.	*Mary Beth Spirk (Moravian 1988-07)	20	372	177	.678
34.	*Jackie Slaats (Lake Forest 1987-07)	21	365	129	.739
	*Joy Scruggs (Emory & Henry 1982-07)	26	365	285	.562
36.	*Nan Carney-DeBord (Ohio Wesleyan 1986-01, 03-07)	21	363	188	.659
37.	*Brian Niemuth (Simpson 1988-07)	20	361	166	.685
38.	*Mark Thomas (Wis.-Stout 1988-07)	20	355	180	.664
39.	*Cheri Harrer (Baldwin-Wallace 1991-07)	17	347	127	.732
40.	*Kevin Calabria (Alvernia 1990-07)	18	341	156	.686
41.	Ted Riverso [St. Thomas (Minn.) 1985-99]	15	337	80	.808
42.	Nancy Breitenstein (Pomona-Pitzer 1969-90, 92)	23	336	143	.701
43.	Monica Severson (Wartburg 1989-06)	18	335	131	.719
44.	Kitty Baldridge (Gallaudet 1978-06)	29	334	404	.453
45.	*Jerry Scheve [Wilmington (Ohio) 1991-07]	17	331	124	.727
46.	Michael McDevitt [St. Joseph's (Me.) 1988-03]	16	326	117	.736
47.	*Kathy Connell (Smith 1979-80, Colgate 1981-92, Occidental 1993-96, Pomona-Pitzer 1997-07)	29	323	413	.439
48.	*Fred Richter (DeSales 1991-07)	17	321	145	.689
49.	Glenn Begly (William Smith 1989-04)	16	319	101	.760
	Mike Decillis (Nazareth 1985-98, Canisius 1999-04)	20	319	217	.595

*Active coach.



Championships

Division I Championship 130
Division II Championship 145
Division III Championship 155

Division I Championship

2007 Results

FIRST ROUND
North Carolina 95, Prairie View 38
Notre Dame 62, California 59
George Washington 76, Boise St. 67
Texas A&M 58, Texas-Arlington 50
Iowa St. 79, Washington 60
Georgia 53, Belmont 36
Georgia Tech 55, DePaul 54
Purdue 63, Oral Roberts 42
Tennessee 76, Drake 37
Pittsburgh 71, James Madison 61
Middle Tenn. 85, Gonzaga 46
Marist 67, Ohio St. 63
Marquette 87, La.-Lafayette 58
Oklahoma 74, Southeast Mo. St. 60
Mississippi 88, TCU 74
Maryland 89, Harvard 65
Connecticut 82, UMBC 33
Green Bay 59, New Mexico 52
Baylor 68, Chattanooga 55
North Carolina St. 84, Robert Morris 52
West Virginia 65, Xavier 52
LSU 77, UNC Asheville 39
Florida St. 85, Old Dominion 75
Stanford 96, Idaho St. 58
Duke 81, Holy Cross 44
Temple 64, Nebraska 61
Michigan St. 69, Delaware 58
Rutgers 77, East Caro. 34
Louisville 80, BYU 54
Arizona St. 57, UC Riverside 50
Bowling Green 70, Oklahoma St. 66
Vanderbilt 62, Delaware St. 47

SECOND ROUND
North Carolina 60, Notre Dame 51
George Washington 59, Texas A&M 47
Georgia 76, Iowa St. 56
Purdue 76, Georgia Tech 63
Tennessee 68, Pittsburgh 54
Marist 73, Middle Tenn. 59
Oklahoma 78, Marquette 47
Mississippi 89, Maryland 78
Connecticut 94, Green Bay 70
North Carolina St. 78, Baylor 72 (ot)
LSU 49, West Virginia 43
Florida St. 68, Stanford 61
Duke 62, Temple 52
Rutgers 70, Michigan St. 57
Arizona St. 67, Louisville 58
Bowling Green 59, Vanderbilt 56

REGIONAL SEMIFINALS
North Carolina 70, George Washington 56
Purdue 78, Georgia 65
Tennessee 65, Marist 46
Mississippi 90, Oklahoma 82
Connecticut 78, North Carolina St. 71
LSU 55, Florida St. 43
Rutgers 53, Duke 52
Arizona St. 67, Bowling Green 49

REGIONAL CHAMPIONSHIPS
North Carolina 84, Purdue 72
Tennessee 98, Mississippi 62
LSU 73, Connecticut 50
Rutgers 64, Arizona St. 45

NATIONAL SEMIFINALS
Tennessee 56, North Carolina 50
Rutgers 59, LSU 35

NATIONAL CHAMPIONSHIP
Tennessee 59, Rutgers 46

Women's Final Four Box Scores

SEMIFINALS
APRIL 1 AT CLEVELAND

Rutgers 59, LSU 35

Rutgers

		TOT-FG		3-PT				REBOUNDS									
No.	Player	FG	FGA	FG	FGA	FT	FTA	OF	DE	TOT	PF	TP	A	TO	BLK	S	MIN
15	Laura Harper-f	8	16	0	0	8	10	6	3	9	4	24	0	5	1	0	31
5	Essence Carson-f	5	15	3	6	2	2	1	5	6	0	15	1	1	2	1	26
21	Heather Zurich-f	2	5	1	1	2	2	2	4	6	1	7	0	1	1	0	31
15	Kia Vaughn-c	3	5	0	0	2	5	3	1	4	3	8	0	0	2	0	25
10	Epiphanny Prince-g	2	5	0	2	3	4	2	7	9	1	7	6	1	0	2	39
22	Matee Ajavon-g	6	12	4	5	0	1	0	4	4	2	16	4	7	0	1	37
4	Dee Dee Jernigan	0	0	0	0	0	0	0	0	0	1	0	0	1	0	0	1
12	Katie Adams	0	0	0	0	0	2	0	0	0	0	0	0	0	0	0	4
24	Myia McCurdy	0	0	0	0	0	0	0	3	3	0	0	0	0	0	1	12
35	Brittany Ray	2	6	2	6	0	0	1	1	2	1	6	1	0	0	0	13
43	Rashidat Junaid	0	3	0	0	0	0	3	1	4	1	0	0	1	0	1	12
TM	Team							3	3	6							
	Totals	20	51	10	20	9	16	15	29	44	10	59	12	12	5	6	200

Total Field-Goal Percentage: .392
3-Point Field-Goal Percentage: .500
Free-Throw Percentage: .563
DEADBALL REBOUNDS: 2

LSU

		TOT-FG		3-PT				REBOUNDS									
No.	Player	FG	FGA	FG	FGA	FT	FTA	OF	DE	TOT	PF	TP	A	TO	BLK	S	MIN
54	Ashley Thomas-f	1	7	0	1	1	4	3	4	7	3	3	2	2	1	0	31
34	Sylvia Fowles-c	2	10	0	0	1	2	3	4	7	2	5	0	4	2	1	35
5	Erica White-g	4	10	0	1	1	2	0	2	2	2	9	3	1	0	1	36
12	RaShonta LeBlanc-g	1	4	1	3	0	0	0	2	2	0	3	0	1	0	0	31
15	Quianna Chaney-g	2	10	2	6	0	0	2	5	7	3	6	0	1	0	1	27
4	Katie Antony	0	0	0	0	0	0	0	0	0	1	0	0	0	0	0	2
10	Khalilah Mitchell	0	1	0	0	0	2	0	0	0	0	0	0	0	0	1	5
22	Porsha Phillips	1	3	0	0	0	0	0	1	1	0	2	0	0	0	0	7
23	Allison Hightower	3	5	1	1	0	0	0	1	1	1	7	1	1	0	0	17
24	Marian Whitfield	0	0	0	0	0	0	0	1	1	0	0	0	0	0	0	2
25	Mesha Williams	0	3	0	0	0	0	0	0	0	2	0	0	0	0	0	5
44	Kristen Morris	0	0	0	0	0	0	0	0	0	0	0	0	0	0	0	2
TM	Team							4	1	5							
	Totals	14	53	4	12	3	10	12	21	33	14	35	6	10	3	4	200

Total Field-Goal Percentage: .264
3-Point Field-Goal Percentage: .333
Free-Throw Percentage: .300
DEADBALL REBOUNDS: 5
Attendance: 20,704.
Officials: Bob Trammell, Denise Brooks-Clause, Clarke Stevens.
Technical fouls: Rutgers-None. LSU-None.

Score by Periods	1	2	Total
Rutgers	37	22	59
LSU	19	16	35

Tennessee 56, North Carolina 50

North Carolina

No.	Player	TOT-FG FG	TOT-FG FGA	3-PT FG	3-PT FGA	FT	FTA	REBOUNDS OF	REBOUNDS DE	REBOUNDS TOT	PF	TP	A	TO	BLK	S	MIN
2	Erlana Larkins-f	2	4	0	0	0	0	2	9	11	1	4	3	3	1	3	33
32	Rashanda McCants-f	6	12	1	3	0	0	1	8	9	3	13	1	2	1	5	31
30	LaToya Pringle-c	1	7	0	0	2	2	2	5	7	5	4	1	2	4	1	21
12	Ivory Latta-g	4	13	2	7	3	3	1	1	2	4	13	3	6	0	0	30
20	Camille Little-g	4	9	0	2	1	2	0	1	1	5	9	0	5	0	1	24
11	Alex Miller	1	6	1	1	0	0	0	1	1	2	3	0	6	0	1	31
14	Heather Claytor	0	0	0	0	0	0	0	1	1	0	0	0	0	0	0	4
21	Iman McFarland	1	3	0	0	0	1	0	0	0	1	2	0	1	0	0	9
51	Jessica Breland	1	3	0	0	0	0	2	2	4	1	2	0	3	2	0	17
TM	Team							4	2	6				1			
	Totals	20	57	4	13	6	8	12	30	42	22	50	8	29	8	11	200

Total Field-Goal Percentage: .351 DEADBALL REBOUNDS: 1,1
3-Point Field-Goal Percentage: .308
Free-Throw Percentage: .750

Tennessee

No.	Player	TOT-FG FG	TOT-FG FGA	3-PT FG	3-PT FGA	FT	FTA	REBOUNDS OF	REBOUNDS DE	REBOUNDS TOT	PF	TP	A	TO	BLK	S	MIN
1	Sidney Spencer-f	2	7	0	5	3	3	0	3	3	4	7	0	4	0	1	33
3	Candace Parker-f	3	12	0	1	8	9	6	7	13	2	14	2	4	1	3	28
55	Nicky Anosike-c	3	7	0	0	8	12	5	2	7	3	14	3	4	4	5	40
00	Shannon Bobbitt-g	2	11	2	5	0	0	0	1	1	1	6	1	2	0	4	31
14	Alexis Hornbuckle-g	4	16	0	1	1	2	2	6	8	2	9	0	4	1	5	37
13	Dominique Redding	1	4	0	2	0	0	1	0	1	0	2	0	1	0	0	7
33	Alberta Auguste	2	4	0	0	0	0	1	1	2	1	4	1	1	1	1	16
44	Alex Fuller	0	2	0	1	0	0	0	1	1	1	0	1	1	0	1	8
TM	Team							2	5	7							
	Totals	17	63	2	15	20	26	17	26	43	14	56	8	21	7	20	200

Total Field-Goal Percentage: .270 DEADBALL REBOUNDS: 4
3-Point Field-Goal Percentage: .133
Free-Throw Percentage: .769
Officials: Dee Kantner, Eric Brewton, Mary Day.
Technical fouls: LSU-Team. Duke-None.

Score by Periods	1	2	Total
North Carolina	21	29	50
Tennessee	22	34	56

CHAMPIONSHIP

APRIL 3 AT CLEVELAND

Tennessee 59, Rutgers 46

Rutgers

No.	Player	TOT-FG FG	TOT-FG FGA	3-PT FG	3-PT FGA	FT	FTA	REBOUNDS OF	REBOUNDS DE	REBOUNDS TOT	PF	TP	A	TO	BLK	S	MIN
5	Essence Carson-f	4	11	0	3	0	3	1	5	6	4	8	1	2	0	0	40
21	Heather Zurich-f	2	6	0	0	0	0	0	1	1	3	4	0	0	1	1	23
15	Kia Vaughn-c	9	15	0	0	2	3	7	3	10	2	20	2	4	1	3	34
10	Epiphanny Prince-g	0	0	0	0	2	4	1	2	3	4	2	2	4	0	0	26
22	Matee Ajavon-g	3	9	2	5	0	0	0	4	4	5	8	1	5	0	1	37
4	Dee Dee Jernigan	0	0	0	0	0	0	0	0	0	0	0	0	0	0	0	1
12	Katie Adams	0	0	0	0	0	0	0	0	0	0	0	0	0	0	0	1
24	Myia McCurdy	1	3	0	0	0	0	0	1	1	3	2	0	2	0	1	17
35	Brittany Ray	0	3	0	2	0	0	1	1	2	0	0	0	0	0	0	15
43	Rashidat Junaid	1	2	0	0	0	0	1	2	3	1	2	0	0	1	0	6
TM	Team							3	1	4				1			
	Totals	20	49	2	10	4	10	14	20	34	22	46	6	18	3	6	200

Total Field-Goal Percentage: .408 DEADBALL REBOUNDS: 3
3-Point Field-Goal Percentage: .200
Free-Throw Percentage: .400

Tennessee

No.	Player	TOT-FG FG	TOT-FG FGA	3-PT FG	3-PT FGA	FT	FTA	REBOUNDS OF	REBOUNDS DE	REBOUNDS TOT	PF	TP	A	TO	BLK	S	MIN
1	Sidney Spencer-f	4	12	1	4	2	2	2	0	2	4	11	2	0	0	0	36
3	Candace Parker-f	5	15	0	0	7	10	2	5	7	3	17	3	2	0	0	39
55	Nicky Anosike-c	2	9	0	0	0	5	10	6	16	2	4	2	1	0	1	34
00	Shannon Bobbitt-g	4	9	4	8	1	2	2	1	3	1	1	0	1	0	3	32
14	Alexis Hornbuckle-g	2	8	0	3	0	0	3	4	7	2	4	1	7	0	2	37
13	Dominique Redding	0	0	0	0	0	0	0	0	0	0	0	0	0	0	0	1
33	Alberta Auguste	3	5	0	0	4	4	4	1	5	1	10	1	0	0	1	15
44	Alex Fuller	0	0	0	0	0	0	0	0	0	0	0	0	1	0	0	6
TM	Team							1	1	2							
	Totals	20	58	5	15	14	23	24	18	42	13	59	9	12	0	7	200

Total Field-Goal Percentage: .345 DEADBALL REBOUNDS: 3
3-Point Field-Goal Percentage .333
Free-Throw Percentage: .609
Attendance: 20,704.
Officials: Lisa Mattingly, Tina Napier, Michael Price.
Technical fouls: Rutgers-None. Tennessee-None.

Score by Periods	1	2	Total
Rutgers	18	28	46
Tennessee	29	30	59

Championship Year-by-Year Results

Year	Champion (Record)	Coach	Score	Runner-Up	Host or Site	Championship Game Attendance	Championship Total Attendance
1982	Louisiana Tech (35-1)	Sonja Hogg	76-62	Cheyney	Norfolk, Va.	9,531	56,320
1983	Southern California (31-2)	Linda Sharp	69-67	Louisiana Tech	Norfolk, Va.	7,387	62,020
1984	Southern California (29-4)	Linda Sharp	72-61	Tennessee	Los Angeles	5,365	77,497
1985	Old Dominion (31-3)	Marianne Stanley	70-65	Georgia	Austin, Texas	7,597	98,569
1986	Texas (34-0)	Jody Conradt	97-81	Southern California	Lexington, Ky.	5,662	90,177
1987	Tennessee (28-6)	Pat Summitt	67-44	Louisiana Tech	Austin, Texas	15,615	104,412
1988	Louisiana Tech (32-2)	Leon Barmore	56-54	Auburn	Tacoma, Wash.	8,719	122,165
1989	Tennessee (35-2)	Pat Summitt	76-60	Auburn	Tacoma, Wash.	9,758	154,651
1990	Stanford (32-1)	Tara VanDerveer	88-81	Auburn	Knoxville, Tenn.	20,023	177,820
1991	Tennessee (30-5)	Pat Summitt	70-67 (ot)	Virginia	New Orleans	7,865	153,014
1992	Stanford (30-3)	Tara VanDerveer	78-62	Western Ky.	Los Angeles	12,072	187,417
1993	Texas Tech (31-3)	Marsha Sharp	84-82	Ohio St.	Atlanta	16,141	217,910
1994	North Carolina (33-2)	Sylvia Hatchell	60-59	Louisiana Tech	Richmond, Va.	11,966	266,154
1995	Connecticut (35-0)	Geno Auriemma	70-64	Tennessee	Minneapolis	18,038	248,534
1996	Tennessee (32-4)	Pat Summitt	83-65	Georgia	Charlotte, N.C.	23,291	256,852
1997	Tennessee (29-10)	Pat Summitt	68-59	Old Dominion	Cincinnati	16,714	225,933
1998	Tennessee (39-0)	Pat Summitt	93-75	Louisiana Tech	Kansas City, Mo.	17,976	262,856
1999	Purdue (34-1)	Carolyn Peck	62-45	Duke	San Jose, Calif.	17,773	300,487
2000	Connecticut (36-1)	Geno Auriemma	71-52	Tennessee	Philadelphia	20,060	269,387
2001	Notre Dame (34-2)	Muffet McGraw	68-66	Purdue	St. Louis	20,551	301,703
2002	Connecticut (39-0)	Geno Auriemma	82-70	Oklahoma	San Antonio	29,619	326,767
2003	Connecticut (37-1)	Geno Auriemma	73-68	Tennessee	Atlanta	28,210	335,456
2004	Connecticut (31-4)	Geno Auriemma	70-61	Tennessee	New Orleans	18,211	318,666
2005	Baylor (33-3)	Kim Mulkey	84-62	Michigan St.	Indianapolis	28,937	233,066
2006	Maryland (34-4)	Brenda Frese	78-75 (ot)	Duke	Boston	18,642	189,329
2007	Tennessee (34-3)	Pat Summitt	59-46	Rutgers	Cleveland	20,704	199,932

MOST OUTSTANDING PLAYER AWARDS

1982—Janice Lawrence, Louisiana Tech; 1983—Cheryl Miller, Southern California; 1984—Cheryl Miller, Southern California; 1985—Tracy Claxton, Old Dominion; 1986—Clarissa Davis, Texas; 1987—Tonya Edwards, Tennessee; 1988—Erica Westbrooks, Louisiana Tech; 1989—Bridgette Gordon, Tennessee; 1990—Jennifer Azzi, Stanford; 1991—Dawn Staley, Virginia; 1992—Molly Goodenbour, Stanford; 1993—Sheryl Swoopes, Texas Tech; 1994—Charlotte Smith, North Carolina; 1995—Rebecca Lobo, Connecticut; 1996—Michelle Marciniak, Tennessee; 1997—Chamique Holdsclaw, Tennessee; 1998—Chamique Holdsclaw, Tennessee; 1999—Ukari Figgs, Purdue; 2000—Shea Ralph, Connecticut; 2001—Ruth Riley, Notre Dame; 2002—Swin Cash, Connecticut; 2003—Diana Taurasi, Connecticut; 2004—Diana Taurasi, Connecticut; 2005—Sophia Young, Baylor; 2006—Laura Harper, Maryland; 2007—Candace Parker, Tennessee

HIGHEST TOURNAMENT SCORING AVERAGE

(Minimum three games played)

Season	Player, Team	G	FG	3FG	FT	Pts.	Avg.
1982	Lorri Bauman, Drake	3	36	—	38	110	36.7
1983	Janice Lawrence, Louisiana Tech	5	41	—	32	114	22.8
1984	Mary Ostrowski, Tennessee	5	43	—	27	113	22.6
1985	Lillie Mason, Western Ky.	4	34	—	25	93	23.3
1986	Clarissa Davis, Texas	5	43	—	17	103	20.6
1987	Bridgette Gordon, Tennessee	5	41	—	29	111	22.2
1988	Penny Toler, Long Beach St.	4	41	0	17	99	24.8
1989	Bridgette Gordon, Tennessee	5	53	0	28	134	26.8
1990	Delmonica DeHorney, Arkansas	4	42	0	26	110	27.5
	Trisha Stevens, Stanford	5	46	0	18	110	22.0
1991	Kerry Bascom, Connecticut	4	35	8	20	98	19.6
1992	Kim Pehlke, Western Ky.	5	40	15	19	114	22.8
1993	Sheryl Swoopes, Texas Tech	5	56	8	57	177	35.4
1994	Tonya Sampson, North Carolina	6	42	12	28	124	20.7
1995	Dana Johnson, Tennessee	6	41	0	34	116	19.3
1996	Saudia Roundtree, Georgia	6	39	3	32	113	18.8
	Sheri Sam, Vanderbilt	4	47	5	14	113	28.3
1997	Chamique Holdsclaw, Tennessee	6	59	0	18	136	22.7
1998	Chamique Holdsclaw, Tennessee	6	64	0	30	158	26.3
1999	Ukari Figgs, Purdue	6	30	14	34	108	18.0
2000	Tamika Catchings, Tennessee	6	37	8	17	99	16.5
2001	Jackie Stiles, Missouri St.	5	46	6	42	140	28.0
2002	Chantelle Anderson, Vanderbilt	4	32	0	35	99	24.8
2003	Diana Taurasi, Connecticut	6	53	20	31	157	26.2
2004	Seimone Augustus, LSU	5	55	2	9	121	24.2
2005	Cappie Pondexter, Rutgers	4	35	11	15	96	24.0
2006	Crystal Langhorne, Maryland	6	53	0	26	132	22.0
2007	Armintie Price, Mississippi	4	36	2	37	111	27.8

ALL-TIME SCORING LEADERS

Player, Team (Years Competed)	G	FG	FT	Pts.	Avg.
Chamique Holdsclaw, Tennessee (1996-97-98-99)	22	195	89	479	21.8
Diana Taurasi, Connecticut (2001-02-03-04)	23	151	65	428	18.6
Bridgette Gordon, Tennessee (1986-87-88-89)	18	155	78	388	21.6
Alana Beard, Duke (2001-02-03-04)	17	130	82	352	20.1
Cheryl Miller, Southern California (1983-84-85-86)	16	121	91	333	20.8
Janice Lawrence, Louisiana Tech (1982-83-84)	14	118	76	312	22.3
Penny Toler, San Diego St./Long Beach St. (1985-87-88-89)	13	128	35	291	22.4
Ruth Riley, Notre Dame (1998-99-2000-01)	14	101	74	276	19.7
Dawn Staley, Virginia (1989-90-91-92)	15	102	59	274	18.3
Tamika Catchings, Tennessee (1998-99-2000)	16	100	53	269	16.8
Cindy Brown, Long Beach St. (1984-85-86-87)	12	98	67	263	21.9
Venus Lacy, Louisiana Tech (1988-89-90)	13	102	58	263	20.2
Clarissa Davis, Texas (1986-87-89)	12	108	43	261	21.8
Sue Bird, Connecticut (2000-01-02)	17	96	29	260	15.3
Janet Harris, Georgia (1982-83-84-85)	13	108	38	254	19.5
Teresa Edwards, Georgia (1983-84-85-86)	14	100	49	249	17.8
Val Whiting, Stanford (1990-91-92-93)	16	99	50	249	15.6

BEST SINGLE-GAME SCORING PERFORMANCES

Player, Team vs. Opponent, Year	Round	FG	FT	Pts.
Lorri Bauman, Drake vs. Maryland, 1982	RC	21	8	50
Sheryl Swoopes, Texas Tech vs. Ohio St., 1993	F	16	11	47
Barbara Kennedy, Clemson vs. Penn St., 1982	1st	20	3	43
Jackie Stiles, Missouri St. vs. Duke, 2001	RSF	15	10	41
LaTaunya Pollard, Long Beach St. vs. Howard, 1982	1st	13	14	40
Cindy Brown, Long Beach St. vs. Ohio St., 1987	RC	15	10	40
Tamika Whitmore, Memphis vs. Youngstown St., 1998	1st	17	6	40
Tara Mitchem, Missouri St. vs. Toledo, 2001	1st	13	12	40
Delmonica DeHorney, Arkansas vs. Stanford, 1990	RC	15	9	39
Portia Hill, Stephen F. Austin vs. Arkansas, 1990	RS	17	5	39
Kerry Bascom, Connecticut vs. Toledo, 1991	2nd	13	8	39
Sheri Sam, Vanderbilt vs. Harvard, 1996	1st	15	7	39
Alicia Thompson, Texas Tech vs. Grambling, 1998	1st	15	9	39
Chamique Holdsclaw, Tennessee vs. Boston College, 1999	2nd	15	9	39

[Key: 1st—first round; 2nd—second round; RS—regional semifinal; RC—regional championship; SF—national semifinal; F—national championship.]

HIGHEST TOURNAMENT REBOUNDING AVERAGE

(Minimum three games played)

Year	Player, Team	G	Rb.	Avg.
1982	Paula McGee, Southern California	3	36	12.0
1983	Anne Donovan, Old Dominion	4	53	13.3
1984	Medina Dixon, Old Dominion	3	40	13.3

Year	Player, Team	G	Rb.	Avg.
1985	Tracy Claxton, Old Dominion	5	72	14.4
1986	Wanda Ford, Drake	2	30	15.0
1987	Sue Wicks, Rutgers	3	39	13.0
1988	Franthea Price, Iowa	3	42	14.0
	Shanda Berry, Iowa	3	42	14.0
1989	Pauline Jordan, UNLV	3	43	14.3
1990	Venus Lacy, Louisiana Tech	4	48	12.0
1991	Daedra Charles, Tennessee	5	67	13.4
1992	Natalie Williams, UCLA	3	39	13.0
1993	Sheryl Swoopes, Texas Tech	5	48	9.6
1994	Charlotte Smith, North Carolina	5	69	13.8
1995	Wendy Palmer, Virginia	4	60	15.0
1996	La'Keshia Frett, Georgia	6	64	10.7
1997	Katryna Gaither, Notre Dame	5	61	12.2
1998	Nyree Roberts, Old Dominion	3	39	13.0
1999	Maylana Martin, UCLA	4	41	10.3
2000	Hamchetou Maiga, Old Dominion	3	37	12.3
2001	Caton Hill, Oklahoma	3	36	12.0
2002	Jennifer Leitner, BYU	3	37	12.3
2003	Cheryl Ford, Louisiana Tech	3	42	14.0
2004	Janel McCarville, Minnesota	5	75	15.0
2005	Janel McCarville, Minnesota	3	40	13.3
2006	Khara Smith, DePaul	3	47	15.7
2007	Courtney Paris, Oklahoma	3	41	13.7

ALL-TIME REBOUNDING LEADERS

Player, Team (Years Competed)	G	Rb.	Avg.
Chamique Holdsclaw, Tennessee (1996-97-98-99)	22	197	9.0
Cheryl Miller, Southern California (1983-84-85-86)	16	170	10.6
Sheila Frost, Tennessee (1986-87-88-89)	18	162	9.0
Val Whiting, Stanford (1990-91-92-93)	16	161	10.1
Venus Lacy, Louisiana Tech (1988-89-90)	13	148	11.4
Bridgette Gordon, Tennessee (1986-87-88-89)	18	142	7.9
Tamika Catchings, Tennessee (1998-99-2000)	16	142	8.9
Kirsten Cummings, Long Beach St. (1982-83-84-85)	13	136	10.5
Swin Cash, Connecticut (1999-2000-01-02)	20	133	6.7
Nora Lewis, Louisiana Tech (1987-88-89)	14	130	9.3
Pam McGee, Southern California (1982-83-84)	13	127	9.8
Paula McGee, Southern California (1982-83-84)	13	125	9.6
Daedra Charles, Tennessee (1989-90-91)	13	125	9.6
Charlotte Smith, North Carolina (1992-93-94-95)	12	125	10.4

BEST SINGLE-GAME REBOUNDING PERFORMANCES

Player, Team vs. Opponent, Year	Round	Rb.
Cheryl Taylor, Tennessee Tech vs. Georgia, 1985	1st	23
Charlotte Smith, North Carolina vs. Louisiana Tech, 1994	F	23
Daedra Charles, Tennessee vs. Missouri St., 1991	2nd	22
Cherie Nelson, Southern California vs. Western Ky., 1987	2nd	21
Jessica Adair, George Washington vs. Boise St., 2007	1st	21
Alison Lang, Oregon vs. Missouri, 1982	1st	20
Shelda Arceneaux, San Diego St. vs. Long Beach St., 1984	RS	20
Tracy Claxton, Old Dominion vs. Georgia, 1985	F	20
Brigette Combs, Western Ky. vs. West Virginia, 1989	1st	20
Tandreia Green, Western Ky. vs. West Virginia, 1989	1st	20
Hamchetou Maiga, Old Dominion vs. SMU, 2000	2nd	20
Khara Smith, DePaul vs. LSU, 2006	RS	20
Courtney Paris, Oklahoma vs. Mississippi, 2007	RS	20
Anne Donovan, Old Dominion vs. St. Peter's, 1982	1st	19
Sheila Foster, South Carolina vs. Kentucky, 1982	RC	19
Sheila Foster, South Carolina vs. East Caro., 1982	1st	19
Brantley Southers, South Carolina vs. East Caro., 1982	1st	19
Debra Walker, Cheyney vs. Monmouth, 1983	1st	19
Jackie Farmer, Clemson vs. Providence, 1991	2nd	19
Erin Scholz, Colorado vs. Missouri St., 1995	2nd	19
Delisha Milton, Florida vs. Old Dominion, 1997	RC	19
Sylvia Fowles, LSU vs. DePaul, 2006	RS	19

[Key: 1st—first round; 2nd—second round; RS—regional semifinal; RC—regional championship; SF—national semifinal; F—national championship.]

Women's Final Four All-Tournament Teams

(First player listed on each team was the most outstanding player in the Final Four)

1982—Janice Lawrence, Louisiana Tech
Pam Kelly, Louisiana Tech
Valerie Walker, Cheyney
Kim Mulkey, Louisiana Tech
Yolanda Laney, Cheyney

1983—Cheryl Miller, Southern California
Paula McGee, Southern California
Janice Lawrence, Louisiana Tech
Jennifer White, Louisiana Tech
Anne Donovan, Old Dominion

1984—Cheryl Miller, Southern California
Pam McGee, Southern California
Paula McGee, Southern California
Janice Lawrence, Louisiana Tech
Mary Ostrowski, Tennessee

1985—Tracy Claxton, Old Dominion
Medina Dixon, Old Dominion
Teresa Edwards, Georgia
Katrina McClain, Georgia
Lillie Mason, Western Ky.

1986—Clarissa Davis, Texas
Cheryl Miller, Southern California
Cynthia Cooper, Southern California
Fran Harris, Texas
Clemette Haskins, Western Ky.

1987—Tonya Edwards, Tennessee
Bridgette Gordon, Tennessee
Teresa Weatherspoon, Louisiana Tech
Clarissa Davis, Texas
Cindy Brown, Long Beach St.

1988—Erica Westbrooks, Louisiana Tech
Teresa Weatherspoon, Louisiana Tech
Diann McNeil, Auburn
Ruthie Bolton, Auburn
Penny Toler, Long Beach St.

1989—Bridgette Gordon, Tennessee
Sheila Frost, Tennessee
Vickie Orr, Auburn
Deanna Tate, Maryland
Venus Lacy, Louisiana Tech

1990—Jennifer Azzi, Stanford
Katy Steding, Stanford
Chantel Tremitiere, Auburn
Carolyn Jones, Auburn
Venus Lacy, Louisiana Tech

1991—Dawn Staley, Virginia
Tonya Cardoza, Virginia
Daedra Charles, Tennessee
Dena Head, Tennessee
Sonja Henning, Stanford

1992—Molly Goodenbour, Stanford
Rachel Hemmer, Stanford
Val Whiting, Stanford
Kim Pehlke, Western Ky.
Dawn Staley, Virginia

1993—Sheryl Swoopes, Texas Tech
Krista Kirkland, Texas Tech
Nikki Keyton, Ohio St.
Katie Smith, Ohio St.
Heidi Gillingham, Vanderbilt

1994—Charlotte Smith, North Carolina
Pam Thomas, Louisiana Tech
Tonya Sampson, North Carolina
Vickie Johnson, Louisiana Tech
Betsy Harris, Alabama

1995—Rebecca Lobo, Connecticut
Kara Wolters, Connecticut
Jennifer Rizzotti, Connecticut
Jamelle Elliott, Connecticut
Nikki McCray, Tennessee

1996—Michelle Marciniak, Tennessee
La'Keshia Frett, Georgia
Chamique Holdsclaw, Tennessee
Saudia Roundtree, Georgia
Tiffani Johnson, Tennessee

1997—Chamique Holdsclaw, Tennessee
Ticha Penicheiro, Old Dominion
Clarisse Machanguana, Old Dominion
Kellie Jolly, Tennessee
Nyree Roberts, Old Dominion

1998—Chamique Holdsclaw, Tennessee
Kellie Jolly, Tennessee
Tamika Catchings, Tennessee
Tamicha Jackson, Louisiana Tech
Chasity Melvin, North Carolina St.

1999—Ukari Figgs, Purdue
Stephanie White-McCarty, Purdue
Katie Douglas, Purdue
Michele VanGorp, Duke
Nicole Erickson, Duke

2000—Shea Ralph, Connecticut
Sue Bird, Connecticut
Asjha Jones, Connecticut
Svetlana Abrosimova, Connecticut
Tamika Catchings, Tennessee

2001—Ruth Riley, Notre Dame
Niele Ivey, Notre Dame
Katie Douglas, Purdue
Shalicia Hurns, Purdue
Shereka Wright, Purdue

2002—Swin Cash, Connecticut
Sue Bird, Connecticut
Asjha Jones, Connecticut
Stacey Dales, Oklahoma
Rosalind Ross, Oklahoma

2003—Diana Taurasi, Connecticut
Ann Strother, Connecticut
Gwen Jackson, Tennessee
Kara Lawson, Tennessee
Alana Beard, Duke

2004—Diana Taurasi, Connecticut
Jessica Moore, Connecticut
Ann Strother, Connecticut
Janel McCarville, Minnesota
Shanna Zolman, Tennessee

2005—Sophia Young, Baylor
Steffanie Blackmon, Baylor
Emily Niemann, Baylor
Lindsay Bowen, Michigan St.
Kristin Haynie, Michigan St.

2006—Laura Harper, Maryland
Alison Bales, Duke
Monique Currie, Duke
Kristi Toliver, Maryland
Erlana Larkins, North Carolina

2007—Candace Parker, Tennessee
Matee Ajavon, Rutgers
Nicky Anosike, Tennessee
Shannon Bobbitt, Tennessee
Tia Vaughn, Rutgers

Individual Records

POINTS, GAME
50—Lorri Bauman, Drake (78) vs. Maryland (89), 1982.

POINTS, TOURNAMENT
177—Sheryl Swoopes, Texas Tech, 1993 (30 vs. Washington, 33 vs. Southern California, 36 vs. Colorado, 31 vs. Vanderbilt, 47 vs. Ohio St.).

POINTS, CAREER
479—Chamique Holdsclaw, Tennessee (1996-97-98-99).

FIELD GOALS, GAME
21—Lorri Bauman, Drake (78) vs. Maryland (89), 1982.

FIELD GOALS, TOURNAMENT
64—Chamique Holdsclaw, Tennessee, 1998 (11 vs. Liberty, 15 vs. Western Ky., 11 vs. Rutgers, 8 vs. North Carolina, 8 vs. Arkansas, 11 vs. Louisiana Tech).

FIELD GOALS, CAREER
195—Chamique Holdsclaw, Tennessee (1996-97-98-99).

FIELD GOALS ATTEMPTED, GAME
35—Lorri Bauman, Drake (78) vs. Maryland (89), 1982.

FIELD GOALS ATTEMPTED, TOURNAMENT
131—Chamique Holdsclaw, Tennessee, 1998 (17 vs. Liberty, 27 vs. Western Ky., 20 vs. Rutgers, 26 vs. North Carolina, 16 vs. Arkansas, 25 vs. Louisiana Tech).

HIGHEST FIELD-GOAL PERCENTAGE, GAME (Minimum 10 Made)
100.0%—Terry Carmichael, St. Joseph's (63) vs. North Carolina St. (67), 1985 (11-11); Genia Miller, Cal St. Fullerton (84) vs. Louisiana Tech (80), 1991 (10-10); Jessica Davenport, Ohio St. (73) vs. West Virginia (67), 2004 (10-10); Beth Swink, St. Francis (Pa.) (59) vs. Purdue (78), 2004 (10-10).

HIGHEST FIELD-GOAL PERCENTAGE, TOURNAMENT (Minimum 40 Made)
73.7%—Delmonica Deltorney, Arkansas, 1990 (42-57)

THREE-POINT FIELD GOALS, GAME
8—Julie Krommenhoek, Utah (61) vs. Louisville (69), 1998; Nadia Begay, Boise St. (67) vs. George Washington (76), 2007.

THREE-POINT FIELD GOALS, TOURNAMENT
20—Betsy Harris, Alabama, 1994 (4 vs. Oregon St., 6 vs. Iowa, 2 vs. Texas Tech, 4 vs. Penn St., 4 vs. Louisiana Tech); Diana Taurasi, Connecticut, 2003 (4 vs. Boston U., 5 vs. TCU, 2 vs. Boston College, 1 vs. Purdue, 4 vs. Texas, 4 vs. Tennessee).

THREE-POINT FIELD GOALS ATTEMPTED, GAME
18—Niesa Johnson, Alabama (121) vs. Duke (120) (4 ot), 1995.

THREE-POINT FIELD GOALS ATTEMPTED, TOURNAMENT
44—Diana Taurasi, Connecticut, 2003 (7 vs. Boston U., 8 vs. TCU, 5 vs. Boston College, 4 vs. Purdue, 11 vs. Texas, 9 vs. Tennessee).

HIGHEST THREE-POINT FIELD-GOAL PERCENTAGE, GAME (Minimum Five Made)
100%—Mary Cofield, Iowa St. (72) vs. Temple (57), 2002 (6-6).

HIGHEST THREE-POINT FIELD-GOAL PERCENTAGE, TOURNAMENT (Minimum 10 Made)
73.3%—Amber Nicholas, Arkansas, 1990 (11-15).

FREE THROWS MADE, GAME
17—Bridgette Gordon, Tennessee (94) vs. Long Beach St. (80), 1989.

FREE THROWS MADE, TOURNAMENT
57—Sheryl Swoopes, Texas Tech, 1993 (14 vs. Washington, 9 vs. Southern California, 15 vs. Colorado, 8 vs. Vanderbilt, 11 vs. Ohio St.).

FREE THROWS MADE, CAREER
91—Cheryl Miller, Southern California (1983-84-85-86).

FREE THROWS ATTEMPTED, GAME
21—Allison Feaster, Harvard (71) vs. Stanford (67), 1998; Nicole Ohlde, Kansas St. (71) vs. Valparaiso (63), 2004.

FREE THROWS ATTEMPTED, TOURNAMENT
61—Sheryl Swoopes, Texas Tech, 1993 (15 vs. Washington, 10 vs. Southern California, 16 vs. Colorado, 9 vs. Vanderbilt, 11 vs. Ohio St.).

HIGHEST FREE-THROW PERCENTAGE, GAME (Minimum 16 Made)
100.0%—Lorri Bauman, Drake (90) vs. Ohio St. (79), 1982 (16-16).

HIGHEST FREE-THROW PERCENTAGE, TOURNAMENT (Minimum 20 Made)
100.0%—Sue Bird, Connecticut, 2002 (20-20).

REBOUNDS, GAME
23—Cheryl Taylor, Tennessee Tech (74) vs. Georgia (91), 1985; Charlotte Smith, North Carolina (60) vs. Louisiana Tech (59), 1994.

REBOUNDS, TOURNAMENT
75—Janel McCarville, Minnesota, 2004 (17 vs. UCLA, 18 vs. Kansas St., 15 vs. Boston College, 18 vs. Duke, 7 vs. Connecticut).

REBOUNDS, CAREER
197—Chamique Holdsclaw, Tennessee (1996-97-98-99).

ASSISTS, GAME (Since 1985)
17—Suzie McConnell, Penn St. (98) vs. North Carolina (79), 1985; McConnell, Penn St. (72) vs. Rutgers (85), 1986; Melinda Schmucker, Texas Tech (87) vs. Grambling (75), 1998.

ASSISTS, TOURNAMENT (Since 1985)
50—Temeka Johnson, LSU, 2004 (12 vs. Austin Peay, 12 vs. Maryland, 13 vs. Texas, 5 vs. Georgia, 8 vs. Tennessee).

STEALS, GAME (Since 1988)
14—Ticha Penicheiro, Old Dominion (92) vs. St. Francis (Pa.) (39), 1998.

BLOCKED SHOTS, GAME (Since 1988)
11—Pauline Jordan, UNLV (84) vs. Colorado (74), 1989.

Team Records

(Three-game minimum for tournament records and percentages)

POINTS, GAME
121—Alabama vs. Duke (120) (4 ot), 1995.

POINTS, TOURNAMENT
547—Connecticut, 2000 (116 vs. Hampton, 83 vs. Clemson, 102 vs. Oklahoma, 86 vs. LSU, 89 vs. Penn St., 71 vs. Tennessee).

FIELD GOALS, GAME
50—Georgia (112) vs. Louisville (69), 1984.

FIELD GOALS, TOURNAMENT
203—Connecticut, 2000 (44 vs. Hampton, 27 vs. Clemson, 40 vs. Oklahoma, 29 vs. LSU, 32 vs. Penn St., 31 vs. Tennessee).

FIELD GOALS ATTEMPTED, GAME
114—Alabama (121) vs. Duke (120) (4 ot), 1995.

HIGHEST FIELD-GOAL PERCENTAGE, GAME
75.0%—Texas (108) vs. Missouri (67), 1986 (42-56).

THREE-POINT FIELD GOALS, GAME
16—Harvard (83) vs. Vanderbilt (100), 1996.

THREE-POINT FIELD GOALS, TOURNAMENT
44—Xavier, 2001 (14 vs. Louisville, 12 vs. Clemson, 6 vs. Tennessee, 12 vs. Purdue); Connecticut, 2004 (7 vs. Penn, 14 vs. Auburn, 5 vs. UC Santa Barb., 6 vs. Penn St., 5 vs. Minnesota, 7 vs. Tennessee).

THREE-POINT FIELD GOALS ATTEMPTED, GAME
52—Alabama (121) vs. Duke (120) (4 ot), 1995.

THREE-POINT FIELD GOALS ATTEMPTED, TOURNAMENT
116—Connecticut, 2004 (19 vs. Penn, 27 vs. Auburn, 21 vs. UC Santa Barb., 18 vs. Penn St., 17 vs. Minnesota, 14 vs. Tennessee).

HIGHEST THREE-POINT FIELD-GOAL PERCENTAGE, GAME (Minimum Five Made)
100.0%—South Carolina (76) vs. Northwestern (67), 1990 (5-5).

HIGHEST THREE-POINT FIELD-GOAL PERCENTAGE, TOURNAMENT (Minimum 15 Made)
66.7%—Stanford, 1989 (22-33).

FREE THROWS MADE, GAME
39—Purdue (88) vs. Washington (71), 1998.

FREE THROWS MADE, TOURNAMENT
128—Tennessee, 2003 (33 vs. Alabama St., 26 vs. Virginia, 15 vs. Penn St., 14 vs. Villanova, 21 vs. Duke, 19 vs. Connecticut).

FREE THROWS ATTEMPTED, GAME
48—Tennessee (94) vs. Long Beach St. (80), 1989; Western Ky. (85) vs. Oregon (78), 1995; Colorado St. (86) vs. Missouri St. (70), 1999; Alabama (80) vs. Grambling (68), 1999.

HIGHEST FREE-THROW PERCENTAGE, GAME (Minimum 15 Made)
100.0%—Rhode Island (82) vs. Oklahoma St. (90), 1996 (15-15).

HIGHEST FREE-THROW PERCENTAGE, TOURNAMENT (Minimum 75 Made)
81.2%—Texas Tech, 1993 (108-133).

REBOUNDS, GAME
67—Duke (120) vs. Alabama (121) (4 ot), 1995.

REBOUNDS, TOURNAMENT
292—Duke, 2006 (60 vs. Southern U., 59 vs. Southern California, 37 vs. Michigan St., 57 vs. Connecticut, 38 vs. LSU, 41 vs. Maryland).

ASSISTS, GAME (Since 1985)
37—Stanford (114) vs. Arkansas (87), 1990.

STEALS, GAME
25—Maryland (89) vs. Stephen F. Austin (54), 1989; Old Dominion (74) vs. Tennessee Tech (48), 1999.

BLOCKED SHOTS, GAME (Since 1988)
15—UNLV (84) vs. Colorado (74), 1989.

All-Time Division I Tournament Records

RECORD OF EACH TEAM COACH-BY-COACH
(231 teams)

[Note: No third place game is played. Semifinal losers are credited with third place.]

	Yrs.	Won	Lost	Pct.	Final Four CH	2nd	3rd
ALABAMA							
Ken Weeks (Mississippi St. '67) 84	1	1	1	.500	0	0	0
Lois Myers (Ga. Southern '75) 88	1	0	1	.000	0	0	0
Rick Moody (Troy '76) 92, 93, 94, 95, 96, 97, 98, 99	8	15	8	.652	0	0	1
TOTAL	10	16	10	.615	0	0	1
UAB							
Jeannie Milling (South Ala. '72) 94, 00	2	2	2	.500	0	0	0
TOTAL	2	2	2	.500	0	0	0
ALABAMA ST.							
Freda Freeman-Jackson (Alabama St. '84) 03	1	0	1	.000	0	0	0
TOTAL	1	0	1	.000	0	0	0
ALCORN ST.							
Shirley A. Walker (Alcorn St. '68) 00, 01, 05	3	0	3	.000	0	0	0
TOTAL	3	0	3	.000	0	0	0
APPALACHIAN ST.							
Linda Robinson (Mars Hill '78) 90, 91, 96	3	0	3	.000	0	0	0
Barbie Breedlove (Springfield '79) 99	1	0	1	.000	0	0	0
TOTAL	4	0	4	.000	0	0	0

	Yrs.	Won	Lost	Pct.	Final Four CH	2nd	3rd
ARIZONA							
Joan Bonvicini (Southern Conn. St. '75) 97, 98, 99, 00, 03, 04, 05	7	6	7	.462	0	0	0
TOTAL	7	6	7	.462	0	0	0
ARIZONA ST.							
Juliene Simpson (John Kennedy '74) 82, 83	2	2	2	.500	0	0	0
Maura McHugh (Old Dominion '75) 92	1	0	1	.000	0	0	0
Charli Turner Thorne (Stanford '88) 01, 02, 05, 07	5	7	5	.583	0	0	0
TOTAL	8	9	8	.529	0	0	0
ARKANSAS							
John Sutherland (Kent St. '81) 86, 89, 90, 91	4	4	4	.500	0	0	0
Gary Blair (Texas Tech '72) 95, 98, 01, 02, 03	5	8	5	.615	0	0	1
TOTAL	9	12	9	.571	0	0	1
ARMY							
Maggie Dixon (San Diego '99) 06	1	0	1	.000	0	0	0
TOTAL	1	0	1	.000	0	0	0
AUBURN							
Joe Ciampi (Mansfield '68) 82, 83, 85, 86, 87, 88, 89, 90, 91, 93, 94, 96, 97, 99, 00, 04	16	28	16	.636	0	3	0
TOTAL	16	28	16	.636	0	3	0
AUSTIN PEAY							
LaDonna Wilson (Mo. Southern St. '87) 96	1	0	1	.000	0	0	0
Susie Gardner (Georgia '86) 01, 02, 03	3	0	3	.000	0	0	0
Andy Blackston (Lipscomb '96) 04	1	0	1	.000	0	0	0
TOTAL	5	0	5	.000	0	0	0
BAYLOR							
Kim Mulkey (Louisiana Tech '84) 01, 02, 04, 05, 06, 07	6	12	5	.706	1	0	0
TOTAL	6	12	5	.706	1	0	0
BELMONT							
Tony Cross (Belmont '74) 07	1	0	1	.000	0	0	0
TOTAL	1	0	1	.000	0	0	0
BOISE ST.							
June Daugherty (Ohio St. '78) 94	1	0	1	.000	0	0	0
Gordy Presnell (Northwest Nazarene '83) 07	1	0	1	.000	0	0	0
TOTAL	2	0	2	.000	0	0	0
BOSTON COLLEGE							
Cathy Inglese (Southern Conn. St. '80) 99, 00, 02, 03, 04, 05, 06	7	9	7	.563	0	0	0
TOTAL	7	9	7	.563	0	0	0
BOSTON U.							
Margaret McKeon [St. John's (N.Y). '91] 03	1	0	1	.000	0	0	0
TOTAL	1	0	1	.000	0	0	0
BOWLING GREEN							
Fran Voll (Bowling Green '68) 87, 88, 89, 90	4	1	4	.200	0	0	0
Jaci Clark (Milwaukee '84) 93, 94	2	0	2	.000	0	0	0
Curt Miller (Baldwin-Wallace '90) 05, 06, 07	3	2	3	.400	0	0	0
TOTAL	9	3	9	.250	0	0	0
BYU							
Courtney Leishman (Utah St. '76) 84, 85	2	0	2	.000	0	0	0
Jeanie Wilson (BYU '74) 93	1	0	1	.000	0	0	0
Trent Shippen (Colorado St. '90) 00	1	0	1	.000	0	0	0
Jeff Judkins (Utah '78) 02, 03, 06, 07	4	3	4	.429	0	0	0
TOTAL	8	3	8	.273	0	0	0
BROWN							
Jean Marie Burr (New Hampshire '77) 94	1	0	1	.000	0	0	0
TOTAL	1	0	1	.000	0	0	0
BUCKNELL							
Kathy Fedorjaka (Fairfield '90) 02	1	0	1	.000	0	0	0
TOTAL	1	0	1	.000	0	0	0
BUTLER							
June Olkowski (Rutgers '82) 96	1	0	1	.000	0	0	0
TOTAL	1	0	1	.000	0	0	0
CALIFORNIA							
Gooch Foster (Geo. Peabody '63) 90, 92, 93	3	1	3	.250	0	0	0
Joanne Boyle (Duke '85) 06, 07	2	0	2	.000	0	0	0
TOTAL	5	1	5	.167	0	0	0
UC IRVINE							
Colleen Matsuhara (Sacramento St. '74) 95	1	0	1	.000	0	0	0
TOTAL	1	0	1	.000	0	0	0
UC RIVERSIDE							
John Margartis (Northeastern Ill. '82) 06, 07	2	0	2	.000	0	0	0
TOTAL	2	0	2	.000	0	0	0

	Yrs.	Won	Lost	Pct.	Final Four CH	2nd	3rd
UC SANTA BARB.							
Mark French (UC Santa Barb. '73) 92, 93, 97, 98, 99, 00, 01, 02, 03, 04, 05	11	7	11	.389	0	0	0
TOTAL	11	7	11	.389	0	0	0
CAL ST. FULLERTON							
Maryalyce Jeremiah (Cedarville '65) 89, 91	2	1	2	.333	0	0	0
TOTAL	2	1	2	.333	0	0	0
CAL ST. NORTHRIDGE							
Frozena Jerro (Arizona St. '93) 99	1	0	1	.000	0	0	0
TOTAL	1	0	1	.000	0	0	0
CAMPBELL							
Wanda Weiss (Campbell '85) 00	1	0	1	.000	0	0	0
TOTAL	1	0	1	.000	0	0	0
CANISIUS							
Terry Zeh (St. Bonaventure '90) 05	1	0	1	.000	0	0	0
TOTAL	1	0	1	.000	0	0	0
UCF							
Jerry Richardson (Louisiana Tech '80) 96	1	0	1	.000	0	0	0
Lynn Bria (Col. of Charleston '90) 99	1	0	1	.000	0	0	0
TOTAL	2	0	2	.000	0	0	0
CENTRAL MICH.							
Laura Golden (Florida St. '64) 83, 84	2	0	2	.000	0	0	0
TOTAL	2	0	2	.000	0	0	0
CHARLOTTE							
Katie Meier (Duke '89) 03	1	0	1	.000	0	0	0
TOTAL	1	0	1	.000	0	0	0
CHATTANOOGA							
Craig Parrott (Southern Miss. '79) 89, 92	2	0	2	.000	0	0	0
Wes Moore (Tennessee '86) 01, 02, 03, 04, 06, 07	6	1	6	.143	0	0	0
TOTAL	8	1	8	.111	0	0	0
CHEYNEY							
Vivian Stringer (Slippery Rock '70) 82, 83	2	5	2	.714	0	1	0
Winthrop McGriff (Wisconsin '62) 84	1	3	1	.750	0	0	1
TOTAL	3	8	3	.727	0	1	1
CINCINNATI							
Laurie Pirtle (Ohio St. '80) 89, 99, 02, 03	4	1	4	.200	0	0	0
TOTAL	4	1	4	.200	0	0	0
CLEMSON							
Annie Tribble (Clemson '66) 82	1	0	1	.000	0	0	0
Jim Davis (Tenn. Wesleyan '70) 88, 89, 90, 91, 92, 93, 94, 96, 97, 98, 99, 00, 01, 02	14	14	14	.500	0	0	0
TOTAL	15	14	15	.483	0	0	0
COLGATE							
Beth Combs (Illinois '91) 04	1	0	1	.000	0	0	0
TOTAL	1	0	1	.000	0	0	0
COLORADO							
Ceal Barry (Kentucky '77) 88, 89, 92, 93, 94, 95, 96, 97, 01, 02, 03, 04	12	17	12	.586	0	0	0
TOTAL	12	17	12	.586	0	0	0
COLORADO ST.							
Greg Williams (Rice '70) 96	1	1	1	.500	0	0	0
Tom Collen (Bowling Green '77) 98, 99, 01, 02	4	4	4	.500	0	0	0
TOTAL	5	5	5	.500	0	0	0
CONNECTICUT							
Geno Auriemma (West Chester '81) 89, 90, 91, 92, 93, 94, 95, 96, 97, 98, 99, 00, 01, 02, 03, 04, 05, 06, 07	19	61	14	.813	5	0	3
TOTAL	19	61	14	.813	5	0	3
COPPIN ST.							
Derek Brown 05, 06	2	0	2	.000	0	0	0
TOTAL	2	0	2	.000	0	0	0
CREIGHTON							
Bruce Rasmussen (UNI '71) 92	1	1	1	.500	0	0	0
Connie Yori (Creighton '86) 94, 02	2	1	2	.333	0	0	0
TOTAL	3	2	3	.400	0	0	0
DARTMOUTH							
Christine Wielgus (Springfield '74) 83, 95, 99, 00, 05, 06	6	0	6	.000	0	0	0
TOTAL	6	0	6	.000	0	0	0
DELAWARE							
Tina Martin (Lock Haven '86) 01, 07	2	0	2	.000	0	0	0
TOTAL	2	0	2	.000	0	0	0

	Yrs.	Won	Lost	Pct.	Final Four CH	2nd	3rd
DELAWARE ST.							
Ed Davis (West Virginia St. '70) 07	1	0	1	.000	0	0	0
TOTAL	1	0	1	.000	0	0	0
DENVER							
Pam Tanner (Illinois St. '89) 01	1	0	1	.000	0	0	0
TOTAL	1	0	1	.000	0	0	0
DEPAUL							
Doug Bruno (DePaul '73) 90, 91, 92, 93, 95, 96, 97, 03, 04, 05, 06, 07	12	7	12	.368	0	0	0
TOTAL	12	7	12	.368	0	0	0
DETROIT							
Nikita Lowry (Ohio St. '90) 97	1	0	1	.000	0	0	0
TOTAL	1	0	1	.000	0	0	0
DRAKE							
Carole Baumgarten (UNI '70) 82, 84, 86	3	3	3	.500	0	0	0
Lisa Bluder (UNI '83) 95, 97, 98, 00	4	1	4	.200	0	0	0
Lisa Stone (Iowa '84) 01, 02	2	2	2	.500	0	0	0
Amy Stephens (Nebraska '91) 07	1	0	1	.000	0	0	0
TOTAL	10	6	10	.375	0	0	0
DUKE							
Debbie Leonard (High Point '74) 87	1	1	1	.500	0	0	0
Gail Goestenkors (Saginaw Valley '85) 95, 96, 97, 98, 99, 00, 01, 02, 03, 04, 05, 06, 07	13	36	13	.735	0	2	2
TOTAL	14	37	14	.725	0	2	2
EAST CARO.							
Cathy Andruzzi [Queens (N.C.) '68] 82	1	0	1	.000	0	0	0
Sharon Baldwin-Tener (Georgia '91) 07	1	0	1	.000	0	0	0
TOTAL	2	0	2	.000	0	0	0
EASTERN ILL.							
Barbara Hilke (Western Ore. '74) 88	1	0	1	.000	0	0	0
TOTAL	1	0	1	.000	0	0	0
EASTERN KY.							
Larry Inman (Austin Peay '70) 97, 05	2	0	2	.000	0	0	0
TOTAL	2	0	2	.000	0	0	0
EASTERN MICH.							
Suzy Merchant (Central Mich. '91) 04	1	0	1	.000	0	0	0
TOTAL	1	0	1	.000	0	0	0
EASTERN WASH.							
Bill Smithpeters (Otterbein '57) 87	1	0	1	.000	0	0	0
TOTAL	1	0	1	.000	0	0	0
EVANSVILLE							
Kathi Bennett (Green Bay '86) 99	1	0	1	.000	0	0	0
TOTAL	1	0	1	.000	0	0	0
FAIRFIELD							
Dianne Nolan (Rowan '73) 88, 91, 98, 01	4	0	4	.000	0	0	0
TOTAL	4	0	4	.000	0	0	0
FLORIDA							
Carol Ross (Mississippi '82) 93, 94, 95, 96, 97, 98, 99, 01, 02	9	8	9	.471	0	0	0
Carolyn Peck (Vanderbilt '88) 04, 06	2	1	2	.333	0	0	0
TOTAL	11	9	11	.450	0	0	0
FLORIDA A&M							
Claudette Farmer (Florida A&M '79) 95, 99	2	0	2	.000	0	0	0
TOTAL	2	0	2	.000	0	0	0
FLA. ATLANTIC							
Chancellor Dugan (Eastern Ky. '82) 06	1	0	1	.000	0	0	0
TOTAL	1	0	1	.000	0	0	0
FLORIDA INT'L							
Cindy Russo (Old Dominion '75) 94, 95, 97, 98, 99, 02	6	3	6	.333	0	0	0
TOTAL	6	3	6	.333	0	0	0
FLORIDA ST.							
Janice Dykehouse-Allen (Grand Valley St. '76) 83	1	0	1	.000	0	0	0
Marynell Meadors (Middle Tenn. '65) 90, 91	2	1	2	.333	0	0	0
Sue Semrau (UC San Diego '85) 01, 05, 06, 07	4	5	4	.556	0	0	0
TOTAL	7	6	7	.462	0	0	0
FORDHAM							
Kevin Morris (Scranton '86) 94	1	0	1	.000	0	0	0
TOTAL	1	0	1	.000	0	0	1
FURMAN							
Sherry Carter (South Carolina '74) 95, 00	2	0	2	.000	0	0	0
TOTAL	2	0	2	.000	0	0	0

	Yrs.	Won	Lost	Pct.	Final Four CH	2nd	3rd
GEORGE WASHINGTON							
Joe McKeown (Kent St. '78) 91, 92, 94, 95, 96, 97, 98, 00, 01, 03, 04, 05, 06, 07	14	16	14	.533	0	0	0
TOTAL	14	16	14	.533	0	0	0
GEORGETOWN							
Patrick Knapp (Widener '75) 93	1	2	1	.667	0	0	0
TOTAL	1	2	1	.667	0	0	0
GEORGIA							
Andy Landers (Tennessee Tech '74) 82, 83, 84, 85, 86, 87, 88, 89, 90, 91, 93, 95, 96, 97, 98, 99, 00, 01, 02, 03, 04, 05, 06, 07	24	47	24	.662	0	2	3
TOTAL	24	47	24	.662	0	2	3
GA. SOUTHERN							
Drema Greer (Clemson '79) 93, 94	2	0	2	.000	0	0	0
TOTAL	2	0	2	.000	0	0	0
GEORGIA ST.							
Lea Henry (Tennessee '83) 01, 02, 03	3	0	3	.000	0	0	0
TOTAL	3	0	3	.000	0	0	0
GEORGIA TECH							
Agnus Berenato (Mt. St. Mary's '80) 93, 03	2	0	2	.000	0	0	0
MaChelle Joseph (Purdue '92) 07	1	1	1	.500	0	0	0
TOTAL	3	1	3	.250	0	0	0
GONZAGA							
Kelly Graves (New Mexico '88) 07	1	0	1	.000	0	0	0
TOTAL	1	0	1	.000	0	0	0
GRAMBLING							
Patricia Bibbs (Grambling '72) 94, 96, 97	3	0	3	.000	0	0	0
David Ponton (Southern U. '85) 98, 99	2	0	2	.000	0	0	0
TOTAL	5	0	5	.000	0	0	0
GREEN BAY							
Carol Hammerle (Northern Mich. '70) 94, 98	2	0	2	.000	0	0	0
Kevin Borseth (Lake Superior St. '76) 99, 00, 02, 03, 04, 05, 07	7	2	7	.222	0	0	0
TOTAL	9	2	9	.182	0	0	0
HAMPTON							
Patricia Bibbs (Grambling '72) 00, 03, 04	3	0	3	.000	0	0	0
TOTAL	3	0	3	.000	0	0	0
HARTFORD							
Jennifer Rizzotti (Connecticut '96) 02, 05, 06	3	1	3	.250	0	0	0
TOTAL	3	1	3	.250	0	0	0
HARVARD							
Kathleen Delaney-Smith (Bridgewater St. '71) 96, 97, 98, 02, 03, 07	6	1	6	.143	0	0	0
TOTAL	6	1	6	.143	0	0	0
HAWAII							
Vince Goo (Southern Ore. '69) 89, 90, 94, 96, 98	5	1	5	.167	0	0	0
TOTAL	5	1	5	.167	0	0	0
HOLY CROSS							
Togo Palazzi (Holy Cross '54) 85	1	0	1	.000	0	0	0
Bill Gibbons Jr. [Clark (Mass.) '81] 89, 91, 95, 96, 98, 99, 00, 01, 03, 05, 07	11	1	11	.083	0	0	0
TOTAL	12	1	12	.077	0	0	0
HOUSTON							
Greg Williams (Rice '70) 88	1	0	1	.000	0	0	0
Jessie Kenlaw (Savannah St. '75) 92	1	0	1	.000	0	0	0
Joe Curl [Wayne St. (Neb.) '78] 04, 05	2	1	2	.333	0	0	0
TOTAL	4	1	4	.200	0	0	0
HOWARD							
Sanya Tyler (Howard '79) 82, 96, 97, 98	4	0	4	.000	0	0	0
Cathy Parson (West Virginia '84) 01	1	0	1	.000	0	0	0
TOTAL	5	0	5	.000	0	0	0
IDAHO							
Pat Dobratz (South Dakota St. '73) 85	1	0	1	.000	0	0	0
TOTAL	1	0	1	.000	0	0	0
IDAHO ST.							
Ardie McInelly (Boise St. '82) 01	1	0	1	.000	0	0	0
Jon Newlee (San Diego St. '82) 07	1	0	1	.000	0	0	0
TOTAL	2	0	2	.000	0	0	0
ILLINOIS							
Jane Schroeder (Kansas St. '71) 82	1	0	1	.000	0	0	0
Laura Golden (Florida St. '64) 86, 87	2	2	2	.500	0	0	0
Theresa Grentz (Immaculata '74) 97, 98, 99 00, 03	5	6	5	.545	0	0	0
TOTAL	8	8	8	.500	0	0	0

	Yrs.	Won	Lost	Pct.	Final Four CH	2nd	3rd
ILLINOIS ST.							
Melinda Fischer@ (Illinois St. '72) 83, 85	2	0	2	.000	0	0	0
Jill Hutchison@ (New Mexico '68) 83, 85, 89	3	1	3	.250	0	0	0
Robin Pingeton (St. Ambrose '90) 05	1	0	1	.000	0	0	0
TOTAL	4	1	4	.200	0	0	0
INDIANA							
Maryalyce Jeremiah (Cedarville '65) 83	1	1	1	.500	0	0	0
Jim Izard (Mississippi '70) 94, 95	2	0	2	.000	0	0	0
Kathi Bennett (Green Bay '86) 02	1	0	1	.000	0	0	0
TOTAL	4	1	4	.200	0	0	0
IOWA							
Vivian Stringer (Slippery Rock '70) 86, 87, 88, 89, 90, 91, 92, 93, 94	9	10	9	.526	0	0	1
Angie Lee (Iowa '84) 96, 97, 98	3	4	3	.571	0	0	0
Lisa Bluder (UNI '83) 01, 02, 04, 06	4	2	4	.333	0	0	0
TOTAL	16	16	16	.500	0	0	1
IOWA ST.							
Bill Fennelly (William Penn '79) 97, 98, 99, 00, 01, 02, 05, 07	8	10	8	.556	0	0	0
TOTAL	8	10	8	.556	0	0	0
JACKSON ST.							
Sadie Magee (Alcorn St. '52) 82, 83	2	0	2	.000	0	0	0
Andrew Pennington (Tougaloo '73) 95	1	0	1	.000	0	0	0
TOTAL	3	0	3	.000	0	0	0
JAMES MADISON							
Shelia Moorman (BYU '68) 86, 87, 88, 89, 91, 96	6	7	6	.538	0	0	0
Kenny Brooks (James Madison '92) 07	1	0	1	.000	0	0	0
TOTAL	7	7	7	.500	0	0	0
KANSAS							
Marian Washington (West Chester '70) 87, 88, 92, 93, 94, 95, 96, 97, 98, 99, 00	11	9	11	.450	0	0	0
TOTAL	11	9	11	.450	0	0	0
KANSAS ST.							
Lynn Hickey (Ouachita Baptist '73) 82, 83, 84.	3	3	3	.500	0	0	0
Matilda Mossman (Western Ky. '79) 87	1	0	1	.000	0	0	0
Debbie Patterson (Rockford '79) 97, 02, 03, 04, 05	5	5	5	.500	0	0	0
TOTAL	9	8	9	.471	0	0	0
KENT ST.							
Laurel Wartluft (John F. Kennedy '75) 82	1	0	1	.000	0	0	0
Bob Lindsey (Massachusetts '76) 96, 98, 00, 02	4	1	4	.200	0	0	0
TOTAL	5	1	5	.167	0	0	0
KENTUCKY							
Terry Hall (Indiana St. '66) 82, 83, 86	3	2	3	.400	0	0	0
Sharon Fanning (Chattanooga '75) 91	1	0	1	.000	0	0	0
Bernadette Mattox (Georgia '81) 99	1	1	1	.500	0	0	0
Mickie DeMoss (Louisiana Tech '77) 06	1	1	1	.500	0	0	0
TOTAL	6	4	6	.400	0	0	0
LA SALLE							
Kevin Gallagher (Rider '72) 83	1	0	1	.000	0	0	0
Bill "Speedy" Morris (St. Joseph's '73) 86	1	0	1	.000	0	0	0
John Miller (St. Charles Seminary '69) 88, 89	2	1	2	.333	0	0	0
TOTAL	4	1	4	.200	0	0	0
LAMAR							
Al Barbre (Stephen F. Austin '69) 91	1	3	1	.750	0	0	0
TOTAL	1	3	1	.750	0	0	0
LEHIGH							
Sue Troyan (Dickinson '88) 97	1	0	1	.000	0	0	0
TOTAL	1	0	1	.000	0	0	0
LIBERTY							
Rick Reeves (Indiana St. '81) 97, 98, 99	3	0	3	.000	0	0	0
Carey Green (Coastal Caro. '79) 00, 01, 02, 03, 04, 05, 06	7	2	7	.222	0	0	0
TOTAL	10	2	10	.167	0	0	0
LIPSCOMB							
Frank Bennett (Lipscomb '73) 04	1	0	1	.000	0	0	0
TOTAL	1	0	1	.000	0	0	0
LONG BEACH ST.							
Joan Bonvicini (Southern Conn. St. '75) 82, 83, 84, 85, 86, 87, 88, 89, 90, 91	10	18	10	.643	0	0	2
Glenn McDonald (Long Beach St. '84) 92	1	0	1	.000	0	0	0
TOTAL	11	18	11	.621	0	0	2
LONG ISLAND							
Tony Bozzella (Seton Hall '88) 01	1	0	1	.000	0	0	0
TOTAL	1	0	1	.000	0	0	0

	Yrs.	Won	Lost	Pct.	Final Four CH	2nd	3rd
LA.-LAFAYETTE							
J. Kelly Hall+ (Troy '82) 07	1	0	1	.000	0	0	0
Meredith Hall+ (VCU '98) 07	1	0	1	.000	0	0	0
TOTAL	1	0	1	.000	0	0	0
LA.-MONROE							
Linda Harper (Northwestern St. '65) 83, 84, 85, 87	4	5	4	.556	0	0	1
TOTAL	4	5	4	.556	0	0	1
LSU							
Sue Gunter (Peabody '62) 84, 86, 87, 88, 89, 90, 91, 97, 99, 00, 01, 02, 03, 04	14	20	14	.588	0	0	1
Pokey Chatman (LSU '91) 05, 06	2	8	2	.800	0	0	2
Bob Starkey 07	1	4	1	.800	0	0	1
TOTAL	17	32	17	.653	0	0	4
LOUISIANA TECH							
Sonja Hogg* (Louisiana Tech '68) 82, 83, 84, 85	4	14	3	.824	1	1	1
Leon Barmore* (Louisiana Tech '67) 83, 84, 85, 86, 87, 88, 89, 90, 91, 92, 93, 94, 95, 96, 97, 98, 99, 00, 01, 02	20	56	19	.747	1	4	4
Kurt Budke (Washburn '84) 03, 04, 05	3	4	3	.571	0	0	0
Chris Long (Southern Miss. '91) 06	1	0	1	.000	0	0	0
TOTAL	25	65	23	.739	2	4	4
LOUISVILLE							
Peggy Fiehrer (Spalding '72) 83, 84	2	0	2	.000	0	0	0
Bud Childers (Charleston So. '79) 93, 95, 97	3	2	3	.400	0	0	0
Sara White$ (Wake Forest '91) 98, 99	2	1	2	.333	0	0	0
Martin Clapp$ (Murphy St. '89) 98, 99, 01	3	1	3	.250	0	0	0
Tom Collen (Bowling Green '90) 05, 06, 07	3	1	3	.250	0	0	0
TOTAL	11	4	11	.267	0	0	0
LOYOLA (MD.)							
Pat Coyle (Rutgers '82) 94, 95	2	0	2	.000	0	0	0
TOTAL	2	0	2	.000	0	0	0
LOYOLA MARYMOUNT							
Julie Wilhoit [Marian (Ind.) '85] 04	1	0	1	.000	0	0	0
TOTAL	1	0	1	.000	0	0	0
MAINE							
Joanne Palombo-McCallie (Northwestern '87) 95, 96, 97, 98, 99, 00	6	1	6	.143	0	0	0
Sharon Versyp (Purdue '89) 04	1	0	1	.000	0	0	0
TOTAL	7	1	7	.125	0	0	0
MANHATTAN							
Kathy Solano (Cortland St. '78) 87, 90	2	0	2	.000	0	0	0
Michele Sharp (West Chester '80) 96	1	0	1	.000	0	0	0
Sal Buscaglia (Canisius '76) 03	1	0	1	.000	0	0	0
TOTAL	4	0	4	.000	0	0	0
MARIST							
Brian Giorgis (Cortland St. '77) 04, 06, 07	3	2	3	.400	0	0	0
TOTAL	3	2	3	.400	0	0	0
MARQUETTE							
Jim Jabir (Nazareth '84) 94, 95	2	0	2	.000	0	0	0
Terri Mitchell (Duquesne '89) 97, 98, 99, 00, 04, 07	6	3	6	.333	0	0	0
TOTAL	8	3	8	.273	0	0	0
MARSHALL							
Sarah Evans-Moore (Samford '86) 97	1	0	1	.000	0	0	0
TOTAL	1	0	1	.000	0	0	0
MARYLAND							
Chris Weller (Maryland '66) 82, 83, 84, 86, 88, 89, 90, 91, 92, 93, 97, 01	12	12	12	.500	0	0	2
Brenda Frese (Arizona '93) 04, 05, 06, 07	4	9	3	.750	1	0	0
TOTAL	16	21	15	.583	1	0	2
UMBC							
Phil Stern (Concordia-St. Paul '94) 07	1	0	1	.000	0	0	0
TOTAL	1	0	1	.000	0	0	0
MASSACHUSETTS							
Joanie O'Brien (Penn St. '86) 96, 98	2	0	2	.000	0	0	0
TOTAL	2	0	2	.000	0	0	0
MEMPHIS							
Mary Lou Johns (Memphis '64) 82, 85, 87	3	1	3	.250	0	0	0
Joye Lee-McNelis (Southern Miss. '86) 95, 96, 97, 98	4	1	4	.200	0	0	0
TOTAL	7	2	7	.222	0	0	0
MIAMI (FLA.)							
Ferne Labati (East Stroudsburg '66) 89, 92, 93, 98, 03, 04	6	2	6	.250	0	0	0
TOTAL	6	2	6	.250	0	0	0

	Yrs.	Won	Lost	Pct.	Final Four CH	2nd	3rd
MICHIGAN							
Bud Van De Wege (Michigan '80) 90	1	1	1	.500	0	0	0
Sue Guevara (Saginaw Valley '82) 98, 00, 01	3	1	3	.250	0	0	0
TOTAL	4	2	4	.333	0	0	0
MICHIGAN ST.							
Karen Langeland (Calvin '70) 91, 96, 97	3	2	3	.400	0	0	0
Joanne Palombo-McCallie (Northwestern '87) 03, 04, 05, 06, 07	5	9	5	.643	0	1	0
TOTAL	8	11	8	.579	0	1	0
MIDDLE TENN.							
Larry Inman (Austin Peay '70) 83, 84, 85, 86	4	2	4	.333	0	0	0
Lewis Bivens (Tenn. Wesleyan '74) 88, 96	2	0	2	.000	0	0	0
Stephany Smith (Harding '88) 98, 04, 05	3	2	3	.400	0	0	0
Rick Insell (Middle Tenn. '76) 06, 07	2	1	2	.333	0	0	0
TOTAL	11	5	11	.313	0	0	0
MILWAUKEE							
Sandy Botham (Notre Dame '88) 01, 06	2	0	2	.000	0	0	0
TOTAL	2	0	2	.000	0	0	0
MINNESOTA							
Linda Hill-MacDonald (West Chester '70) 94	1	1	1	.500	0	0	0
Brenda Frese (Arizona '93) 02	1	1	1	.500	0	0	0
Pam Borton (Defiance '87) 03, 04, 05, 06	4	8	4	.667	0	0	1
TOTAL	6	10	6	.625	0	0	1
MISSISSIPPI							
Van Chancellor (Mississippi St. '66) 82, 83, 84, 85, 86, 87, 88, 89, 90, 91, 92, 94, 95, 96	14	15	14	.517	0	0	0
Carol Ross (Mississippi '82) 04, 05, 07	3	3	3	.500	0	0	0
TOTAL	17	18	17	.514	0	0	0
MISSISSIPPI ST.							
Sharon Fanning (Chattanooga '75) 99, 00, 02, 03	4	3	4	.429	0	0	0
TOTAL	4	3	4	.429	0	0	0
MISSOURI							
Joann Rutherford (Pittsburg St. '71) 82, 83, 84, 85, 86, 94	6	2	6	.250	0	0	0
Cindy Stein (Illinois '84) 01, 04, 06	3	2	3	.400	0	0	0
TOTAL	9	4	9	.308	0	0	0
MISSOURI ST.							
Cheryl Burnett (Kansas '81) 91, 92, 93, 94, 95, 96, 98, 99, 00, 01	10	14	10	.583	0	0	2
Katie Abrahamson-Henderson (Iowa '90) 03, 04, 06	3	0	3	.000	0	0	0
TOTAL	13	14	13	.519	0	0	2
MONMOUTH							
Milton Parker (N.C. Central '65) 83	1	1	1	.500	0	0	0
TOTAL	1	1	1	.500	0	0	0
MONTANA							
Robin Selvig (Montana '74) 83, 84, 86, 88, 89, 90, 91, 92, 94, 95, 96, 97, 98, 00, 04, 05	16	6	16	.273	0	0	0
TOTAL	16	6	16	.273	0	0	0
MONTANA ST.							
Judy Spoelstra (Oregon St. '83) 93	1	0	1	.000	0	0	0
TOTAL	1	0	1	.000	0	0	0
MT. ST. MARY'S							
Bill Sheahan (Georgetown '60) 94, 95	2	0	2	.000	0	0	0
TOTAL	2	0	2	.000	0	0	0
NEBRASKA							
Angela Beck (Millikin '79) 88, 93, 96	3	1	3	.250	0	0	0
Paul Sanderford (Methodist '72) 98, 99, 00	3	1	3	.250	0	0	0
Connie Yori (Creighton '86) 07	1	0	1	.000	0	0	0
TOTAL	7	2	7	.222	0	0	0
UNLV							
Sheila Strike** (Laurentian '75) 84, 85, 86	3	0	3	.000	0	0	0
Jim Bolla** (Pittsburgh '75) 84, 85, 86, 89, 90, 91, 94	7	3	7	.300	0	0	0
Regina Miller (Old Dominion '84) 02	1	0	1	.000	0	0	0
TOTAL	8	3	8	.273	0	0	0
NEW MEXICO							
Don Flanagan (Fort Lewis '71) 98, 02, 03, 04, 05, 06, 07	7	3	7	.300	0	0	0
TOTAL	7	3	7	.300	0	0	0
NEW MEXICO ST.							
Joe McKeown (Kent St. '78) 87, 88	2	0	2	.000	0	0	0
TOTAL	2	0	2	.000	0	0	0
NEW ORLEANS							
Joey Favaloro (Tulane '73) 87	1	0	1	.000	0	0	0
TOTAL	1	0	1	.000	0	0	0

	Yrs.	Won	Lost	Pct.	Final Four CH	2nd	3rd
NORFOLK ST.							
James Sweat (Virginia St. '59) 02	1	0	1	.000	0	0	0
TOTAL	1	0	1	.000	0	0	0
NORTH CAROLINA							
Jennifer Alley (Appalachian St. '59) 83, 84, 85, 86	4	2	4	.333	0	0	0
Sylvia Hatchell (Carson-Newman '74) 87, 92, 93, 94, 95, 97, 98, 99, 00, 02, 03, 04, 05, 06, 07	15	33	14	.702	1	0	2
TOTAL	19	35	18	.660	1	0	2
UNC ASHEVILLE							
Betsy Blose (James Madison '84) 07	1	0	1	.000	0	0	0
TOTAL	1	0	1	.000	0	0	0
UNC GREENSBORO							
Lynne Agee (Longwood '71) 98	1	0	1	.000	0	0	0
TOTAL	1	0	1	.000	0	0	0
N.C. A&T							
Tim Abney [Lincoln (Pa.) '78] 94	1	0	1	.000	0	0	0
TOTAL	1	0	1	.000	0	0	0
NORTH CAROLINA ST.							
Kay Yow (East Caro. '64) 82, 83, 84, 85, 86, 87, 89, 90, 91, 95, 96, 97, 98, 99, 00, 01, 04, 05, 06, 07	20	19	20	.487	0	0	1
TOTAL	20	19	20	.487	0	0	1
NORTH TEXAS							
Judy Nelson (Oklahoma '72) 86	1	0	1	.000	0	0	0
TOTAL	1	0	1	.000	0	0	0
NORTHEASTERN							
Joy Malchodi (Ithaca '70) 99	1	0	1	.000	0	0	0
TOTAL	1	0	1	.000	0	0	0
NORTHERN ARIZ.							
Laurie Kelly [St. Thomas (Minn.) '91] 06	1	0	1	.000	0	0	0
TOTAL	1	0	1	.000	0	0	0
NORTHERN ILL.							
Jane Albright-Dieterle (Appalachian St. '77) 90, 92, 93, 94	4	2	4	.333	0	0	0
Liz Galloway-McQuitter (UNLV '78) 95	1	0	1	.000	0	0	0
TOTAL	5	2	5	.286	0	0	0
NORTHWESTERN							
Annette Lynch (Illinois St. '68) 82	1	0	1	.000	0	0	0
Don Perrelli (Southern Conn. St. '61) 87, 90, 91, 93, 97	5	3	5	.375	0	0	0
TOTAL	6	3	6	.333	0	0	0
NORTHWESTERN ST.							
James Smith (La.-Monroe '75) 89, 04	2	0	2	.000	0	0	0
TOTAL	2	0	2	.000	0	0	0
NOTRE DAME							
Muffet McGraw (St. Joseph's '77) 92, 94, 96, 97, 98, 99, 00, 01, 02, 03, 04, 05, 06, 07	14	23	13	.639	1	0	1
TOTAL	14	23	13	.639	1	0	1
OAKLAND							
Beckie Francis (Colgate '87) 02, 06	2	0	2	.000	0	0	0
TOTAL	2	0	2	.000	0	0	0
OHIO							
Amy Pritchard (Northwestern '83) 86	1	0	1	.000	0	0	0
Marsha Reall (Ohio St. '75) 95	1	0	1	.000	0	0	0
TOTAL	2	0	2	.000	0	0	0
OHIO ST.							
Tara VanDerveer (Indiana '75) 82, 84, 85	3	2	3	.400	0	0	0
Nancy Darsch (Springfield '73) 86, 87, 88, 89, 90, 93, 96	7	11	7	.611	0	1	0
Beth Burns (Ohio Wesleyan '79) 99	1	0	1	.000	0	0	0
Jim Foster (Temple '80) 03, 04, 05, 06, 07	5	5	5	.500	0	0	0
TOTAL	16	18	16	.529	0	1	0
OKLAHOMA							
Maura McHugh (Old Dominion '75) 86	1	1	1	.500	0	0	0
Burl Plunkett [Centenary (La.) '55] 95	1	1	1	.500	0	0	0
Sherri Coale (Oklahoma Christian '87) 00, 01, 02, 03, 04, 05, 06, 07	8	14	8	.636	0	1	0
TOTAL	10	16	10	.615	0	1	0
OKLAHOMA ST.							
Dick Halterman (Truman '74) 89, 90, 91, 93, 94, 95, 96	7	4	7	.364	0	0	0
Kurt Budke (Washburn '84) 07	1	0	1	.000	0	0	0
TOTAL	8	4	8	.333	0	0	0

	Yrs.	Won	Lost	Pct.	Final Four CH	2nd	3rd
OLD DOMINION							
Marianne Stanley (Immaculata '76) 82, 83, 84, 85, 87	5	12	4	.750	1	0	1
Wendy Larry (Old Dominion '77) 88, 89, 90, 92, 93, 94, 95, 96, 97, 98, 99, 00, 01, 02, 03, 04, 05, 06, 07	19	20	19	.513	0	1	0
TOTAL	24	32	23	.582	1	1	1
ORAL ROBERTS							
Jerry Finkbeiner (Southern Nazarene '80) 99, 01, 05, 07	4	0	4	.000	0	0	0
TOTAL	4	0	4	.000	0	0	0
OREGON							
Elwin Heiny (German Sports U. '69) 82, 84, 87	3	1	3	.250	0	0	0
Jody Runge (Kentucky '85) 94, 95, 96, 97, 98, 99, 00, 01	8	3	8	.273	0	0	0
Bev Smith (Oregon '82) 05	1	1	1	.500	0	0	0
TOTAL	12	5	12	.294	0	0	0
OREGON ST.							
Aki Hill (Japan AAU, John Wooden Program '72) 83, 84, 94, 95	4	2	4	.333	0	0	0
Judy Spoelstra (Oregon St. '83) 96	1	0	1	.000	0	0	0
TOTAL	5	2	5	.286	0	0	0
PENN							
Kelly Greenberg (La Salle '89) 01, 04	2	0	2	.000	0	0	0
TOTAL	2	0	2	.000	0	0	0
PENN ST.							
Rene Portland (Immaculata '75) 82, 83, 84, 85, 86, 87, 88, 90, 91, 92, 93, 94, 95, 96, 99, 00, 01, 02, 03, 04, 05	21	26	21	.553	0	0	1
TOTAL	21	26	21	.553	0	0	1
PEPPERDINE							
Mark Trakh (Long Beach St. '81) 00, 02, 03	3	0	3	.000	0	0	0
Julie Rousseau (Cal St. L.A. '91) 06	1	0	1	.000	0	0	0
TOTAL	4	0	4	.000	0	0	0
PITTSBURGH							
Agnus Berenato (Mt. St. Mary's '80) 07	1	1	1	.500	0	0	0
TOTAL	1	1	1	.500	0	0	0
PORTLAND							
Jim Sollars (Seattle Pacific '66) 94, 95, 96, 97	4	0	4	.000	0	0	0
TOTAL	4	0	4	.000	0	0	0
PRAIRIE VIEW							
Cynthia Cooper-Dyke (Southern California '86) 07	1	0	1	.000	0	0	0
TOTAL	1	0	1	.000	0	0	0
PROVIDENCE							
Bob Foley (Villanova '74) 86, 89, 90, 91, 92	5	2	5	.286	0	0	0
TOTAL	5	2	5	.286	0	0	0
PURDUE							
Lin Dunn (Tenn.-Martin '69) 89, 90, 91, 92, 94, 95, 96	7	10	7	.588	0	0	1
Nell Fortner (Texas '82) 97	1	1	1	.500	0	0	0
Carolyn Peck (Vanderbilt '88) 98, 99	2	9	1	.900	1	0	0
Kristy Curry (La.-Monroe '88) 00, 01, 02, 03, 04, 05, 06	7	15	7	.682	0	1	0
Sharon Versyp (Purdue '89) 07	1	3	1	.750	0	0	0
TOTAL	18	38	17	.691	1	1	1
RADFORD							
Lubomyr Lichonczak (Idaho '78) 94, 95, 96	3	0	3	.000	0	0	0
TOTAL	3	0	3	.000	0	0	0
RHODE ISLAND							
Linda Ziemke (West Chester '73) 96	1	0	1	.000	0	0	0
TOTAL	1	0	1	.000	0	0	0
RICE							
Cristy McKinney (North Carolina St. '79) 00, 05	2	1	2	.333	0	0	0
TOTAL	2	1	2	.333	0	0	0
RICHMOND							
Stephanie Gaitley (Villanova '82) 90, 91	2	0	2	.000	0	0	0
Joanne Boyle (Duke '85) 05	1	0	1	.000	0	0	0
TOTAL	3	0	3	.000	0	0	0
ROBERT MORRIS							
Sal Buscaglia (Canisius '76) 07	1	0	1	.000	0	0	0
TOTAL	1	0	1	.000	0	0	0
RUTGERS							
Theresa Grentz (Immaculata '74) 86, 87, 88, 89, 90, 91, 92, 93, 94	9	8	9	.471	0	0	0
C. Vivian Stringer (Slippery Rock '70) 98, 99, 00, 01, 03, 04, 05, 06, 07	9	21	9	.700	0	1	1
TOTAL	18	29	18	.617	0	1	1
SACRED HEART							
Ed Swanson (Sacred Heart '89) 06	1	0	1	.000	0	0	0
TOTAL	1	0	1	.000	0	0	0
ST. FRANCIS (PA.)							
Jenny Przekwas (Wyoming '86) 96, 97, 98, 99	4	0	4	.000	0	0	0
Myndi Hill (Heidelberg '91) 00, 02, 03	3	0	3	.000	0	0	0
Jill Poe (West Virginia '89) 04, 05	2	0	2	.000	0	0	0
TOTAL	9	0	9	.000	0	0	0
ST. JOHN'S (N.Y.)							
Don Perrelli (Southern Conn. St. '61) 83, 84	2	0	2	.000	0	0	0
Joe Mullaney (Providence '78) 88	1	1	1	.500	0	0	0
Kim Barnes-Arico (Montclair St. '93) 06	1	1	1	.500	0	0	0
TOTAL	4	2	4	.333	0	0	0
ST. JOSEPH'S							
Jim Foster (Temple '80) 85, 86, 87, 88, 89, 90	6	3	6	.333	0	0	0
Stephanie Gaitley (Villanova '82) 94, 95, 97, 99, 00	5	3	5	.375	0	0	0
TOTAL	11	6	11	.353	0	0	0
ST. MARY'S (CAL.)							
Kelly Graves (New Mexico '88) 99	1	0	1	.000	0	0	0
Michelle Jacoby (Pacific '89) 01	1	1	1	.500	0	0	0
TOTAL	2	1	2	.333	0	0	0
ST. PETER'S							
Mike Granelli (Mt. St. Mary's '61) 82, 92, 93, 97, 99, 00, 02	7	0	7	.000	0	0	0
TOTAL	7	0	7	.000	0	0	0
SAN DIEGO							
Kathy Marpe (Minnesota '71) 93, 00	2	0	2	.000	0	0	0
TOTAL	2	0	2	.000	0	0	0
SAN DIEGO ST.							
Earnest Riggins (Mississippi Val. '58) 84, 85	2	2	2	.500	0	0	0
Beth Burns (Ohio Wesleyan '79) 93, 94, 95, 97	4	1	4	.200	0	0	0
TOTAL	6	3	6	.333	0	0	0
SAN FRANCISCO							
Mary Hile-Nepfel# (San Francisco '81) 95, 96, 97	3	2	3	.400	0	0	0
Bill Nepfel# (Cortland St. '74) 95, 96, 97	3	2	3	.400	0	0	0
TOTAL	3	2	3	.400	0	0	0
SANTA CLARA							
Caren Horstmeyer (Santa Clara '84) 92, 94, 98, 99	4	1	4	.200	0	0	0
Chris Denker (Oregon '90) 02	1	0	1	.000	0	0	0
Michelle Bento-Jackson (Fresno St. '92) 05	1	0	1	.000	0	0	0
TOTAL	6	1	6	.143	0	0	0
SETON HALL							
Phyllis Mangina (Seton Hall '81) 94, 95	2	3	2	.600	0	0	0
TOTAL	2	3	2	.600	0	0	0
SIENA							
Gina Castelli (Canisius '86) 01	1	0	1	.000	0	0	0
TOTAL	1	0	1	.000	0	0	0
SOUTH ALA.							
Charles Branum (West Ala. '64) 87	1	0	1	.000	0	0	0
TOTAL	1	0	1	.000	0	0	0
SOUTH CAROLINA							
Terry Kelly (Covenant '76) 82	1	1	1	.500	0	0	0
Nancy Wilson (Coker '73) 86, 88, 89, 90, 91	5	3	5	.375	0	0	0
Susan Walvius (Virginia Tech '86) 02, 03	2	4	2	.667	0	0	0
TOTAL	8	8	8	.500	0	0	0
SOUTH CAROLINA ST.							
Willie Simon (Allen '58) 83	1	1	1	.500	0	0	0
TOTAL	1	1	1	.500	0	0	0
SOUTH FLA.							
Jose Fernandez (Florida Int'l '94) 06	1	0	1	.000	0	0	0
TOTAL	1	0	1	.000	0	0	0
SOUTHEAST MO. ST.							
B.J. Smith [Southwestern (Kan.) '89] 06	1	0	1	.000	0	0	0
John Ishee (Southern Miss. '86) 07	1	0	1	.000	0	0	0
TOTAL	2	0	2	.000	0	0	0

	Yrs.	Won	Lost	Pct.	Final Four CH	2nd	3rd
SOUTHERN CALIFORNIA							
Linda Sharp (Cal St. Fullerton '73) 82, 83, 84, 85, 86, 87, 88	7	19	5	.792	2	1	0
Marianne Stanley (Immaculata '76) 91, 92, 93	3	4	3	.571	0	0	0
Cheryl Miller (Southern California '86) 94, 95	2	3	2	.600	0	0	0
Fred Williams (Boise St. '80) 97	1	1	1	.500	0	0	0
Mark Trakh (Long Beach St. '81) 05, 06	2	2	2	.500	0	0	0
TOTAL	15	29	13	.690	2	1	0
SOUTHERN ILL.							
Cindy Scott (Memphis '75) 86, 87, 90, 92	4	2	4	.333	0	0	0
TOTAL	4	2	4	.333	0	0	0
SMU							
Rhonda Rompola (SMU '83) 94, 95, 96, 98, 99, 00	6	3	6	.333	0	0	0
TOTAL	6	3	6	.333	0	0	0
SOUTHERN MISS.							
Kay James (Mississippi Women's '69) 85, 87, 89, 90, 92, 94, 95, 96	8	4	8	.333	0	0	0
TOTAL	8	4	8	.333	0	0	0
SOUTHERN U.							
Sandy Pugh (Northwestern St. '87) 02, 04, 06	3	0	3	.000	0	0	0
TOTAL	3	0	3	.000	0	0	0
STANFORD							
Dotty McCrea (Monmouth '73) 82	1	0	1	.000	0	0	0
Tara VanDerveer (Indiana '75) 88, 89, 90, 91, 92, 93, 94, 95, 97, 98, 99, 00, 01, 02, 03, 04, 05, 06, 07	19	43	17	.717	2	0	3
Marianne Stanley## (Immaculata '76) 96	1	4	1	.800	0	0	1
Amy Tucker## (Ohio St. '82) 96	1	4	1	.800	0	0	1
TOTAL	21	47	19	.712	2	0	4
STEPHEN F. AUSTIN							
Mary Ann Otwell (Ouachita Baptist '64) 82, 83	2	0	2	.000	0	0	0
Gary Blair (Texas Tech '72) 88, 89, 90, 91, 92, 93	6	6	6	.500	0	0	0
Joe Curl [Wayne St. (Neb.) '78] 94	1	0	1	.000	0	0	0
Royce Chadwick (Southwestern Okla. '80) 95, 96, 97, 98, 99, 00, 01	7	4	7	.364	0	0	0
Lee Ann Riley (Baylor '85) 02, 06	2	0	2	.000	0	0	0
TOTAL	18	10	18	.357	0	0	0
STETSON							
Dee Romine (Indiana St. '74) 05	1	0	1	.000	0	0	0
TOTAL	1	0	1	.000	0	0	0
SYRACUSE							
Barbara Jacobs (Wis.-La Crosse '71) 85, 88	2	0	2	.000	0	0	0
Marianna Freeman (Cheyney '79) 02	1	0	1	.000	0	0	0
TOTAL	3	0	3	.000	0	0	0
TEMPLE							
Linda Hill-MacDonald (West Chester '70) 89	1	1	1	.500	0	0	0
Dawn Staley (Virginia '92) 02, 04, 05, 06, 07	5	2	5	.286	0	0	0
TOTAL	6	3	6	.333	0	0	0
TENNESSEE							
Pat Summitt (Tenn.-Martin '74) 82, 83, 84, 85, 86, 87, 88, 89, 90, 91, 92, 93, 94, 95, 96, 97, 98, 99, 00, 01, 02, 03, 04, 05, 06, 07	26	98	19	.838	7	5	5
TOTAL	26	98	19	.838	7	5	5
TENNESSEE ST.							
Teresa Lawrence-Phillips (Vanderbilt '80) 94, 95	2	0	2	.000	0	0	0
TOTAL	2	0	2	.000	0	0	0
TENNESSEE TECH							
Marynell Meadors (Middle Tenn. '65) 82, 85	2	0	2	.000	0	0	0
Bill Worrell (Tennessee Tech '68) 87, 89, 90, 91, 92, 93, 99, 00	8	3	8	.273	0	0	0
TOTAL	10	3	10	.231	0	0	0
TEXAS							
Jody Conradt (Baylor '63) 83, 84, 85, 86, 87, 88, 89, 90, 91, 92, 93, 94, 96, 97, 99, 00, 01, 02, 03, 04, 05	21	31	20	.608	1	0	2
TOTAL	21	31	20	.608	1	0	2
TEXAS-ARLINGTON							
Donna Capps (Tex. A&M-Commerce '74) 05, 07	2	0	2	.000	0	0	0
TOTAL	2	0	2	.000	0	0	0
TEXAS A&M							
Lynn Hickey (Ouachita Baptist '73) 94	1	2	1	.667	0	0	0
Candi Harvey (Ouachita Baptist '79) 96	1	0	1	.000	0	0	0
Gary Blair (Texas Tech '72) 06, 07	2	1	2	.333	0	0	0
TOTAL	4	3	4	.429	0	0	0
TCU							
Jeff Mittie (Mo. Western St. '89) 01, 02, 03, 04, 05, 06, 07	7	5	7	.417	0	0	0
TOTAL	7	5	7	.417	0	0	0
TEXAS ST.							
Linda Sharp (Cal St. Fullerton '73) 97	1	0	1	.000	0	0	0
Suzanne Fox (Abilene Christian '90) 03	1	0	1	.000	0	0	0
TOTAL	2	0	2	.000	0	0	0
TEXAS TECH							
Marsha Sharp (Wayland Baptist '74) 84, 86, 90, 91, 92, 93, 94, 95, 96, 97, 98, 99, 00, 01, 02, 03, 04, 05	18	30	17	.638	1	0	0
TOTAL	18	30	17	.638	1	0	0
TOLEDO							
Bill Fennelly (William Penn '79) 91, 92, 95	3	2	3	.400	0	0	0
Mark Ehlen (Ohio St. '75) 96, 97, 99, 01	4	1	4	.200	0	0	0
TOTAL	7	3	7	.300	0	0	0
TROY							
Jerry Hester (Troy '75) 97	1	0	1	.000	0	0	0
TOTAL	1	0	1	.000	0	0	0
TULANE							
Lisa Stockton (Wake Forest '86) 95, 96, 97, 98, 99, 00, 01, 02, 03	9	3	9	.250	0	0	0
TOTAL	9	3	9	.250	0	0	0
TULSA							
Charlene Thomas-Swinson (Auburn '92) 06	1	1	1	.500	0	0	0
TOTAL	1	1	1	.500	0	0	0
UCLA							
Billie Moore (Washburn '66) 83, 85, 90, 92	4	3	4	.429	0	0	0
Kathy Olivier (UNLV '82) 98, 99, 00, 04, 06	5	5	5	.500	0	0	0
TOTAL	9	8	9	.471	0	0	0
UTAH							
Fern Gardner (Utah St. '61) 83	1	0	1	.000	0	0	0
Elaine Elliott (Boise St. '77) 86, 89, 90, 91, 95, 96, 97, 98, 00, 01, 03, 05, 06	13	8	13	.381	0	0	0
TOTAL	14	8	14	.364	0	0	0
VALPARAISO							
Keith Freeman (Huntington '86) 03, 04	2	0	2	.000	0	0	0
TOTAL	2	0	2	.000	0	0	0
VANDERBILT							
Phil Lee (Campbell '70) 86, 87, 89, 90	4	2	4	.333	0	0	0
Ada Gee (Colorado Col. '83) 91	1	2	1	.667	0	0	0
Jim Foster (Temple '80) 92, 93, 94, 95, 96, 97, 98, 00, 01, 02	10	21	10	.677	0	0	1
Melanie Balcomb (TCNJ '84) 03, 04, 05, 06, 07	5	7	5	.583	0	0	0
TOTAL	20	32	20	.615	0	0	1
VERMONT							
Cathy Inglese (Southern Conn. St. '80) 92, 93	2	0	2	.000	0	0	0
Pam Borton (Defiance '87) 94	1	0	1	.000	0	0	0
Keith Cieplicki (William & Mary '85) 00	1	0	1	.000	0	0	0
TOTAL	4	0	4	.000	0	0	0
VILLANOVA							
Harry Perretta (Lycoming '78) 86, 87, 88, 89, 01, 02, 03, 04	8	7	8	.467	0	0	0
TOTAL	8	7	8	.467	0	0	0
VIRGINIA							
Debbie Ryan (Ursinus '75) 84, 85, 86, 87, 88, 89, 90, 91, 92, 93, 94, 95, 96, 97, 98, 99, 00, 01, 02, 03, 05	21	31	21	.596	0	1	2
TOTAL	21	31	21	.596	0	1	2
VIRGINIA TECH							
Carol Alfano [Charleston (W.V.) '71] 94, 95	2	1	2	.333	0	0	0
Bonnie Hendrickson (St. Cloud St. '85) 98, 99, 01, 03, 04	5	6	5	.545	0	0	0
Beth Dunkenberger (Randolph-Macon '88) 05, 06	2	1	2	.333	0	0	0
TOTAL	9	8	9	.471	0	0	0
WAKE FOREST							
Joe Sanchez (A&M-Corpus Christi '70) 88	1	1	1	.500	0	0	0
TOTAL	1	1	1	.500	0	0	0
WASHINGTON							
Joyce Sake (San Diego St. '85) 85	1	0	1	.000	0	0	0
Chris Gobrecht (Southern California '77) 86, 87, 88, 89, 90, 91, 93, 94, 95	9	11	9	.550	0	0	0
June Daugherty (Ohio St. '78) 97, 98, 01, 03, 06, 07	6	4	6	.400	0	0	0
TOTAL	16	15	16	.484	0	0	0

	Yrs.	Won	Lost	Pct.	Final Four CH	2nd	3rd
WASHINGTON ST.							
Harold Rhodes (Washington St. '77) 91	1	0	1	.000	0	0	0
TOTAL	1	0	1	.000	0	0	0
WEBER ST.							
Carla Taylor (Weber St. '84) 02, 03	2	0	2	.000	0	0	0
TOTAL	2	0	2	.000	0	0	0
WEST VIRGINIA							
Kittie Blakemore% (James Madison '50) 89, 92	2	2	2	.500	0	0	0
Scott Harrelson% (Texas St. '79) 89, 92	2	2	2	.500	0	0	0
Michael Carey (Salem Int'l '80) 04, 07	2	1	2	.333	0	0	0
TOTAL	4	3	4	.429	0	0	0
WESTERN CARO.							
Kellie Harper (Tennessee '99) 05	1	0	1	.000	0	0	0
TOTAL	1	0	1	.000	0	0	0
WESTERN ILL.							
Regina Miller (Old Dominion '84) 95	1	0	1	.000	0	0	0
TOTAL	1	0	1	.000	0	0	0
WESTERN KY.							
Paul Sanderford (Methodist '72) 85, 86, 87, 88, 89, 90, 91, 92, 93, 94, 95, 97	12	15	12	.556	0	1	2
Steve Small (Campbellsville '70) 98, 00	2	2	2	.500	0	0	0
Mary Taylor Cowles (Western Ky. '92) 03	1	0	1	.000	0	0	0
TOTAL	15	17	15	.531	0	1	2

	Yrs.	Won	Lost	Pct.	Final Four CH	2nd	3rd
WESTERN MICH.							
Jim Hess (Eastern Mich. '85) 85	1	0	1	.000	0	0	0
Ron Stewart (Indiana '71) 03	1	0	1	.000	0	0	0
TOTAL	2	0	2	.000	0	0	0
WISCONSIN							
Mary Murphy (Northwestern '80) 92	1	0	1	.000	0	0	0
Jane Albright (Appalachian St. '79) 95, 96, 98, 01, 02	5	2	5	.286	0	0	0
TOTAL	6	2	6	.250	0	0	0
XAVIER							
Mark Ehlen (Ohio St. '75) 93	1	0	1	.000	0	0	0
Melanie Balcomb (TCNJ '84) 99, 00, 01	3	4	3	.571	0	0	0
Kevin McGuff [St. Joseph's (Ind.) '92] 03, 07	2	0	2	.000	0	0	0
TOTAL	6	4	6	.400	0	0	0
YOUNGSTOWN ST.							
Ed DiGregorio (Mount Union '51) 96, 98, 00	3	1	3	.250	0	0	0
TOTAL	3	1	3	.250	0	0	0

*@Fischer and Hutchison were co-head coaches from 1981-85. +Hall and Hall were co-head coaches in 2006-07. $Clapp and White were co-head coaches from 1998-00. *Hogg and Barmore were co-head coaches from 1983-85. **Bolla and Strike were co-head coaches from 1982-88. #Hile-Nepfel and Nepfel were co-head coaches from 1995-00. ##Stanley and Tucker were interim co-head coaches for Tara VanDerveer for 1995-96. %Blakemore and Harrelson were co-head coaches from 1989-92.*

National Women's Invitational Tournament

For historical purposes, the results of the past National Women's Invitational Tournaments (1969-96, 98-00) or Women's NIT are listed below. The tournament was played in Amarillo, Texas until 1998, when schools hosted.

Season	Champion	Runner-Up	Third Place	Third Place
1969	Wayland Baptist	Ouachita Baptist	Midwestern St.	John F. Kennedy
1970	Wayland Baptist	Midwestern St.	Ouachita Baptist	John F. Kennedy
1971	Wayland Baptist	Parsons	John F. Kennedy	Seminole JC
1972	Wayland Baptist	John F. Kennedy	Murray St.	Parsons
1973	Wayland Baptist	John F. Kennedy	Parsons	Ranger JC
1974	Wayland Baptist	John F. Kennedy	Temple JC	UCLA
1975	Wayland Baptist	UCLA	Belmont Abbey	Mercer
1976	Wayland Baptist	UCLA	UNLV	Belmont Abbey
1977	Wayland Baptist	UCLA	Mississippi Col.	Old Dominion
1978	Old Dominion	Texas	Kentucky	Long Beach St.
1979	South Carolina	Drake	Oregon	Northern Ky.
1980	Oregon St.	North Carolina	Drake	Virginia
1981	Georgia	Arizona St.	Drake	California
1982	Oregon St.	Florida St.	BYU	Illinois St.
1983	New Orleans	Memphis	Oral Roberts	Weber St.
1984	Vanderbilt	Chattanooga	Clemson	California
1985	LSU	Florida	Texas Tech	Cal St. Fullerton
1986	Idaho	Northwestern St.	Notre Dame	West Tex. A&M
1987	Arkansas	California	Creighton	Stephen F. Austin
1988	DePaul	Purdue	New Orleans	Illinois St.
1989	Oregon	San Diego St.	Toledo	Radford
1990	Kentucky	Toledo	UNC Charlotte	Fresno St.
1991	Santa Clara	Indiana	Kansas	UAB
1992	Georgia Tech	Hawaii	Arkansas St.	Green Bay
1993	Arkansas St.	SMU	Florida Int'l	Northwestern St.
1994	Oklahoma	Arkansas St.	Pittsburgh	Toledo
1995	Texas A&M	Northwestern St.	Notre Dame	Clemson
1996	Arizona	Northwestern	LSU	Arkansas
1997	No tournament	-	-	-
1998	Penn St.	Baylor	LSU	Indiana
1999	Arkansas	Wisconsin	Memphis	Drake
2000	Wisconsin	Florida	Arkansas	Colorado St.
2001	Ohio St.	New Mexico	Hawaii	James Madison
2002	Oregon	Houston	Virginia Tech	Michigan St.
2003	Auburn	Baylor	Creighton	Colorado St.
2004	Creighton	UNLV	Richmond	Iowa St.
2005	Missouri St.	West Virginia	Iowa	Kentucky
2006	Kansas St.	Marquette	Pittsburgh	Western Ky.
2007	Wyoming	Wisconsin	Kansas St.	Western Ky.

All-Time Results

1982 First Round: Southern California 99, Kent St. 55; Penn St. 96, Clemson 75; Tennessee 72, Jackson St. 56; Memphis 72, Mississippi 70; Louisiana Tech 114, Tennessee Tech 53; Arizona St. 97, Georgia 77; Kentucky 88, Illinois 80; South Carolina 79, East Caro. 54; Old Dominion 75, St. Peter's 42; Kansas St. 78, Stephen F. Austin 75; Cheyney 75, Auburn 64; North Carolina St. 75, Northwestern 71; Long Beach St. 95, Howard 57; Drake 90, Ohio St. 79; Maryland 82, Stanford 48; Missouri 59, Oregon 53. **Regional Semifinals:** Southern California 73, Penn St. 70; Tennessee 78, Memphis 63; Louisiana Tech 92, Arizona St. 54; Kentucky 73, South Carolina 69; Kansas St. 76, Old Dominion 67; Cheyney 74, North Carolina St. 68; Drake 91, Long Beach St. 78; Maryland 80, Missouri 68. **Regional Championships:** Tennessee 91, Southern California 90; Louisiana Tech 82, Kentucky 60; Cheyney 93, Kansas St. 71; Maryland 89, Drake 78. **Semifinals:** Louisiana Tech 69, Tennessee 46; Cheyney 76, Maryland 66. **Championship:** Louisiana Tech 76, Cheyney 62.

1983 Opening Round: Monmouth 77, Dartmouth 58; South Carolina St. 85, La Salle 67; Middle Tenn. 64, Jackson St. 61; La.-Monroe 72, Montana 53. **First Round:** Mississippi 86, Florida St. 76; Georgia 72, North Carolina 70; Indiana 87, Kentucky 76; Tennessee 86, South Carolina St. 51; Southern California 99, La.-Monroe 85; Long Beach St. 88, Stephen F. Austin 61; Oregon St. 75, UCLA 62; Arizona St. 78, Utah 64; Louisiana Tech 91, Middle Tenn. 59; Kansas St. 91, Illinois St. 72; Texas 84, Louisville 55; Auburn 89, Missouri 76; Cheyney 107, Monmouth 35; Maryland 94, Central Mich. 71; Penn St. 94, North Carolina St. 80; Old Dominion 86, St. John's (N.Y.) 63. **Regional Semifinals:** Tennessee 90, Mississippi 83; Georgia 86, Indiana 70; Southern California 96, Arizona St. 59; Long Beach St. 92, Oregon St. 72; Texas 73, Kansas St. 70; Louisiana Tech 81, Auburn 54; Penn St. 73, Cheyney 72; Old Dominion 74, Maryland 57. **Regional Championships:** Georgia 67, Tennessee 63; Southern California 81, Long Beach St. 74; Louisiana Tech 72, Texas 58; Old Dominion 74, Penn St. 60. **Semifinals:** Southern California 81, Georgia 57; Louisiana Tech 71, Old Dominion 55. **Championship:** Southern California 69, Louisiana Tech 67.

1984 First Round: Georgia 112, Louisville 69; Mississippi 77, Ohio St. 55; Tennessee 70, Middle Tenn. 52; Alabama 78, Central Mich. 70; Old Dominion 87, Penn St. 65; North Carolina St. 86, Virginia 73; Cheyney 92, Maryland 64; North Carolina 81, St. John's (N.Y.) 79 (ot); Southern California 97, BYU 72; Montana 56, Oregon St. 47; San Diego St. 70, Oregon 63; Long Beach St. 78, UNLV 58; Louisiana Tech 94, Texas Tech 68; LSU 92, Missouri 82; La.-Monroe 78, Kansas St. 73; Texas 96, Drake 60. **Regional Semifinals:** Georgia 73, Mississippi 63; Tennessee 65, Alabama 58; Old Dominion 73, North Carolina St. 71 (ot); Cheyney 73, North Carolina 72; Southern California 76, Montana 51; Long Beach St. 91, San Diego St. 73 (ot); Louisiana Tech 91, LSU 67; Texas 99, La.-Monroe 91. **Regional Championships:** Tennessee 73, Georgia 61; Cheyney 80, Old Dominion 71; Southern California 90, Long Beach St. 74; Louisiana Tech 85, Texas 60. **Semifinals:** Tennessee 82, Cheyney 73; Southern California 62, Louisiana Tech 57. **Championship:** Southern California 72, Tennessee 61.

1985 First Round: North Carolina St. 67, St. Joseph's 63; Old Dominion 88, Syracuse 63; Penn St. 98, North Carolina 79; Ohio St. 102, Holy Cross 60; Texas 84, Western Mich. 62; Tennessee 65, Virginia 55; Mississippi 81, Southern Miss. 68; Western Ky. 90, Middle Tenn. 83; La.-Monroe 85, Missouri 84; Louisiana Tech 81, Illinois St. 57; San Diego St. 70, UNLV 68; Auburn 82, *Memphis 64; UCLA 78, Washington 62; Southern California 74, Idaho 51; Long Beach St. 112, BYU 85; Georgia 91, Tennessee Tech 74. **Regional Semifinals:** Ohio St. 81, Penn St. 78; Old Dominion 77, North Carolina St. 67; Mississippi 63, Tennessee 60; Western Ky. 92, Texas 90; La.-Monroe 76, Auburn 71; Louisiana Tech 94, San Diego St. 64; Georgia 78, UCLA 42; Long Beach St. 75, Southern California 72. **Regional Championships:** Old Dominion 72, Ohio St. 68; Western Ky. 72, Mississippi 68; La.-Monroe 85, Louisiana Tech 76; Georgia 97, Long Beach St. 82. **Semifinals:** Old Dominion 57, La.-Monroe 47; Georgia 91, Western Ky. 78. **Championship:** Old Dominion 70, Georgia 65.

**Memphis' participation in 1985 tournament vacated.*

1986 First Round: Missouri 66, Arkansas 65; Drake 73, Kentucky 70; James Madison 55, Providence 53; Villanova 60, La Salle 55; Montana 58, Utah 46; Washington 69, North Texas 54; Illinois 69, Ohio 68; Middle Tenn. 78, South Carolina 77. **Second Round:** Texas 108, Missouri 67; Oklahoma 86, Vanderbilt 67; Auburn 61, Southern Ill. 39; Mississippi 84, Drake 71; James Madison 71, Virginia 62; Western Ky. 74, St. Joseph's 65; Penn St. 63, North Carolina St. 59; Rutgers 85, Villanova 58; Southern California 81, Montana 50; North Carolina 82, UNLV 76; Long Beach St. 78, Texas Tech 73 (ot); Louisiana Tech 79, Washington 54; Georgia 103, Illinois 64; Tennessee 73, Iowa 68; Ohio St. 87, Maryland 71; LSU 78, Middle Tenn. 65. **Regional Semifinals:** Texas 85, Oklahoma 59; Mississippi 56, Auburn 55 (ot); Western Ky. 72, James Madison 51; Rutgers 85, Penn St. 72; Southern California 84, North Carolina 70; Louisiana Tech 71, Long Beach St. 69; Tennessee 85, Georgia 82; LSU 81, Ohio St. 80. **Regional Championships:** Texas 66, Mississippi 63; Western Ky. 89, Rutgers 74; Southern California 80, Louisiana Tech 64; Tennessee 67, LSU 65. **Semifinals:** Texas 90, Western Ky. 65; Southern California 83, Tennessee 59. **Championship:** Texas 97, Southern California 81.

1987 First Round: St. Joseph's 67, South Ala. 56; Duke 70, Manhattan 55; Northwestern 62, Kansas St. 61 (ot); Kansas 78, La.-Monroe 72; Washington 86, New Mexico St. 73; Oregon 75, Eastern Wash. 56; Illinois 80, Bowling Green 64; Tennessee Tech 78, Southern Miss. 66. **Second Round:** Texas 86, St. Joseph's 56; James Madison 68, Vanderbilt 60; North Carolina St. 68, Villanova 67; Rutgers 78, Duke 64; Louisiana Tech 82, Northwestern 60; Southern Ill. 70, LSU 56; Iowa 68, New Orleans 46; Georgia 82, Kansas 51; Long Beach St. 72, Washington 57; Mississippi 80, Penn St. 75; Southern California 81, Western Ky. 69; Ohio St. 76, Oregon 62; Auburn 92, Illinois 58; Old Dominion 76, North Carolina 58; Virginia 76, Memphis 75; Tennessee 95, Tennessee Tech 59. **Regional Semifinals:** Texas 91, James Madison 57; Rutgers 75, North Carolina St. 60; Louisiana Tech 66, Southern Ill. 53; Iowa 62, Georgia 60; Long Beach St. 94, Mississippi 55; Ohio St. 74, Southern California 63; Auburn 77, Old Dominion 61; Tennessee 66, Virginia 58. **Regional Championships:** Texas 85, Rutgers 77; Louisiana Tech 66, Iowa 65; Long Beach St. 102, Ohio St. 82; Tennessee 77, Auburn 61. **Semifinals:** Louisiana Tech 79, Texas 75; Tennessee 74, Long Beach St. 64. **Championship:** Tennessee 67, Louisiana Tech 44.

1988 First Round: Stephen F. Austin 84, LSU 62; Colorado 78, Eastern Ill. 72; Penn St. 86, La Salle 85; St. Joseph's 68, Bowling Green 66; Wake Forest 53, Villanova 51; St. John's (N.Y.) 83, Fairfield 70; South Carolina 77, Alabama 63; Kansas 81, Middle Tenn. 75. **Second Round:** Iowa 83, Stephen F. Austin 65; Southern California 100, Nebraska 82; Washington 99, New Mexico St. 74; Long Beach St. 103, Colorado 64; Auburn 94, Penn St. 66; Georgia 84, Western Ky. 66; Ohio St. 116, Syracuse 75; Maryland 78, St. Joseph's 67; Tennessee 94, Wake Forest 66; James Madison 70, Clemson 63; Rutgers 88, Old Dominion 78; Virginia 85, St. John's (N.Y.) 64; Texas 77, South Carolina 58; Stanford 74, Montana 72 (ot); Mississippi 74, Houston 68; Louisiana Tech 89, Kansas 50. **Regional Semifinals:** Iowa 79, Southern California 67; Long Beach St. 104, Washington 78; Auburn 68, Georgia 65; Maryland 81, Ohio St. 66; Tennessee 72, James Madison 52; Virginia 89, Rutgers 75; Texas 79, Stanford 58; Louisiana Tech 80, Mississippi 60. **Regional Championships:** Long Beach St. 98, Iowa 78; Auburn 103, Maryland 74; Tennessee 84, Virginia 76; Louisiana Tech 83, Texas 80 (ot). **Semifinals:** Louisiana Tech 68, Tennessee 59; Auburn 68, Long Beach St. 55. **Championship:** Louisiana Tech 56, Auburn 54.

1989 First Round: Temple 90, Holy Cross 80; Georgia 90, Chattanooga 69; Old Dominion 66, Villanova 41; Rutgers 95, Southern Miss. 73; Oklahoma St. 93, Miami (Fla.) 69; Purdue 91, Arkansas 63; Tennessee Tech 77, South Carolina 73; Illinois St. 100, Northwestern St. 79; La Salle 72, Connecticut 63; West Virginia 66, Western Ky. 57; James Madison 94, Providence 74; St. Joseph's 82, Vanderbilt 68; Bowling Green 69, Cincinnati 59; Washington 87, Hawaii 79; UNLV 67, Utah 53; Montana 82, Cal St. Fullerton 67. **Second Round:** Auburn 88, Temple 54; Clemson 78, Georgia 65; Mississippi 74, Old Dominion 58; North Carolina St. 75, Rutgers 73; Louisiana Tech 103, Oklahoma St. 78; LSU 54, Purdue 53; Iowa 77, Tennessee Tech 75; Stanford 105, Illinois St. 77; Tennessee 91, La Salle 61; Virginia 81, West Virginia 68; Ohio St. 81, James Madison 66; Long Beach St. 84, St. Joseph's 65; Maryland 78, Bowling Green 65; Stephen F. Austin 73, Washington 63; UNLV 84, Colorado 74; Texas 83, Montana 54. **Regional Semifinals:** Auburn 71, Clemson 60; Mississippi 68, North Carolina St. 63; Louisiana Tech 85, LSU 68; Stanford 98, Iowa 74; Tennessee 80, Virginia 47; Long Beach St. 89, Ohio St. 83; Maryland 89, Stephen F. Austin 54; Texas 88, UNLV 77. **Regional Championships:** Auburn 77, Mississippi 51; Louisiana Tech 85, Stanford 75; Tennessee 94, Long Beach St. 80; Maryland 79, Texas 71. **Semifinals:** Auburn 76, Louisiana Tech 71; Tennessee 77, Maryland 65. **Championship:** Tennessee 76, Auburn 60.

1990 First Round: Old Dominion 91, St. Joseph's 69; Clemson 79, Manhattan 55; Maryland 100, Appalachian St. 71; Penn St. 83, Florida St. 73; Hawaii 83, Montana 78; Mississippi 74, Utah 51; Long Beach St. 87, California 84; Arkansas 90, UCLA 80 (ot); DePaul 73, Western Ky. 63; South Carolina 93, Bowling Green 50; Vanderbilt 78, Rutgers 75; Tennessee Tech 77, Richmond 59; Southern Miss. 75, LSU 65; Northern Ill. 84, Texas Tech 63; Ohio St. 73, Southern Ill. 61; Michigan 77, Oklahoma St. 68. **Second Round:** Tennessee 87, Old Dominion 68; Clemson 61, Connecticut 59; Providence 77, Maryland 75; Virginia 85, Penn St. 64; Stanford 106, Hawaii 76; Mississippi 66, UNLV 62; Stephen F. Austin 78, Long Beach St. 62; Arkansas 81, Georgia 70; Washington 77, DePaul 68; South Carolina 76, Northwestern 67; Vanderbilt 61, Iowa 56; Auburn 73, Tennessee Tech 54; Louisiana Tech 89, Southern Miss. 70; Purdue 86, Northern Ill. 81; Texas 95, Ohio St. 66; North Carolina St. 81, Michigan 64. **Regional Semifinals:** Tennessee 80, Clemson 62; Virginia 77, Providence 71; Stanford 78, Mississippi 65; Arkansas 87, Stephen F. Austin 82; Washington 73, South Carolina 61; Auburn 89, Vanderbilt 67; Louisiana Tech 91, Purdue 47; Texas 72, North Carolina St. 63. **Regional Championships:** Virginia 79, Tennessee 75 (ot); Stanford 114, Arkansas 87; Auburn 76, Washington 50; Louisiana Tech 71, Texas 57. **Semifinals:** Stanford 75, Virginia 66; Auburn 81, Louisiana Tech 69. **Championship:** Stanford 88, Auburn 81.

1991 First Round: Missouri St. 94, Tennessee Tech 64; Florida St. 96, Appalachian St. 57; Holy Cross 81, Maryland 74; Vanderbilt 73, South Carolina 64; UNLV 70, Texas Tech 65; Southern California 63, Utah 52; Iowa 64, Montana 53; Cal St. Fullerton 84, Louisiana Tech 80; James Madison 70, Kentucky 62; Providence 88, Fairfield 87; Toledo 83, Rutgers 65; George Washington 73, Richmond 62; Stephen F. Austin 73, Mississippi 62; Oklahoma St. 81, DePaul 80; Northwestern 82, Washington St. 62; Lamar 77, Texas 63. **Second Round:** Tennessee 55, Missouri St. 47; Western Ky. 72, Florida St. 69; Auburn 84, Holy Cross 58; Vanderbilt 69, Purdue 63; Georgia 86, UNLV 62; Long Beach St. 83, Southern California 58; Washington 70, Iowa 53; Stanford 91, Cal St. Fullerton 67; James Madison 73, Penn St. 71; Clemson 103, Providence 91; Connecticut 81, Toledo 80; North Carolina St. 94, George Washington 83; Virginia 74, Stephen F. Austin 72; Oklahoma St. 96, Michigan St. 94 (3 ot); Arkansas 105, Northwestern 68; Lamar 93, LSU 73. **Regional Semifinals:** Tennessee 68, Western Ky. 61; Auburn 58, Vanderbilt 45; Georgia 87, Long Beach St. 77; Stanford 73, Washington 47; Clemson 57, James Madison 55; Connecticut 82, North Carolina St. 71; Virginia 76, Oklahoma St. 61; Lamar 91, Arkansas 75. **Regional Championships:** Tennessee 69, Auburn 65; Stanford 75, Georgia 67; Connecticut 60, Clemson 57; Virginia 85, Lamar 70. **Semifinals:** Tennessee 68, Stanford 60; Virginia 61, Connecticut 55. **Championship:** Tennessee 70, Virginia 67 (ot).

1992 First Round: George Washington 70, Vermont 69; Clemson 76, Chattanooga 72; Connecticut 83, St. Peter's 66; North Carolina 60, Old Dominion 54; UC Santa Barb. 80, Houston 69; Santa Clara 73, California 71; Montana 85, Wisconsin 74; Creighton 79, Long Beach St. 66; Missouri St. 75, Kansas 59; UCLA 93, Notre Dame 72; DePaul 67, Arizona St. 65; Southern Ill. 84, Colorado 80 (ot); Rutgers 93, Southern Miss. 63; Alabama 100, Tennessee Tech 87; Northern Ill. 77, Louisiana Tech 71 (ot); Toledo 74, Providence 64. **Second Round:** Virginia 97, George Washington 58; West Virginia 73, Clemson 72; Vanderbilt 75, Connecticut 47; Miami (Fla.) 86, North Carolina 72; Stanford 82, UC Santa Barb. 73; Texas Tech 64, Santa Clara 58; Southern California 71, Montana 59; Stephen F. Austin 75, Creighton 74; Missouri St. 61, Iowa 60 (ot); UCLA 82, Texas 81; Penn St. 77, DePaul 54; Mississippi 72, Southern Ill. 56; Tennessee 97, Rutgers 56; Western Ky. 98, Alabama 68; Purdue 98, Northern Ill. 62; Maryland 73, Toledo 60. **Regional Semifinals:** Virginia 103, West Virginia 83; Vanderbilt 77, Miami (Fla.) 67; Stanford 75, Texas Tech 63; Southern California 61, Stephen F. Austin 57; Missouri St. 83, UCLA 57; Mississippi 75, Penn St. 72; Western Ky. 75, Tennessee 70; Maryland 64, Purdue 58. **Regional Championships:** Virginia 70, Vanderbilt 58; Stanford 82, Southern California 62; Missouri St. 94, Mississippi 71; Western Ky. 75, Maryland 70. **Semifinals:** Stanford 66, Virginia 65; Western Ky. 84, Missouri St. 72. **Championship:** Stanford 78, Western Ky. 62.

1993 First Round: Rutgers 80, Vermont 74; Miami (Fla.) 61, St. Peter's 44; Georgetown 76, Northern Ill. 74; Florida 69, Bowling Green 67; Northwestern 90, Georgia Tech 62; Alabama 102, Ga. Southern 70; Louisville 74, Connecticut

71; Old Dominion 77, Tennessee Tech 60; California 62, Kansas 47; Clemson 70, Xavier 64; Louisiana Tech 70, DePaul 59; Missouri St. 86, Oklahoma St. 71; Georgia 85, San Diego St. 68; UC Santa Barb. 88, BYU 79; Nebraska 81, San Diego 58; Washington 80, Montana St. 51. **Second Round:** Ohio St. 91, Rutgers 60; Western Ky. 78, Miami (Fla.) 63; Georgetown 68, Penn St. 67; Virginia 69, Florida 55; Tennessee 89, Northwestern 66; North Carolina 74, Alabama 73 (ot); Auburn 66, Louisville 61; Iowa 82, Old Dominion 56; Vanderbilt 82, California 63; Stephen F. Austin 89, Clemson 78; Louisiana Tech 82, Texas 78; Missouri St. 86, Maryland 82; Stanford 93, Georgia 60; Colorado 81, UC Santa Barb. 54; Southern California 78, Nebraska 60; Texas Tech 70, Washington 64. **Regional Semifinals:** Ohio St. 86, Western Ky. 73; Virginia 77, Georgetown 57; Tennessee 74, North Carolina 54; Iowa 63, Auburn 50; Vanderbilt 59, Stephen F. Austin 56; Louisiana Tech 59, Missouri St. 43; Colorado 80, Stanford 67; Texas Tech 87, Southern California 67. **Regional Championships:** Ohio St. 75, Virginia 73; Iowa 72, Tennessee 56; Vanderbilt 58, Louisiana Tech 53; Texas Tech 79, Colorado 54. **Semifinals:** Ohio St. 73, Iowa 72 (ot); Texas Tech 60, Vanderbilt 46. **Championship:** Texas Tech 84, Ohio St. 82.

1994 First Round: Tennessee 111, N.C. A&T 37; Clemson 65, Florida Int'l 64; Mississippi 83, Indiana 61; Louisiana Tech 96, SMU 62; Missouri St. 75, Northern Ill. 56; Virginia 72, Loyola (Md.) 47; George Washington 74, UAB 66; Southern California 77, Portland 62; Penn St. 94, Fordham 41; Kansas 72, Stephen F. Austin 63; Texas 75, Oklahoma St. 67; Seton Hall 70, Vermont 60; Alabama 96, Oregon St. 86; Iowa 70, Mt. St. Mary's 47; Creighton 84, Bowling Green 73; Texas Tech 75, Missouri 61; Purdue 103, Radford 56; Washington 89, Boise St. 61; San Diego St. 81, Hawaii 75; Texas A&M 78, Florida 76; Oregon 74, Santa Clara 59; Colorado 77, Marquette 74; Montana 77, UNLV 67; Stanford 81, Green Bay 56; Connecticut 79, Brown 60; Auburn 60, Virginia Tech 51; Western Ky. 84, Rutgers 73; Southern Miss. 86, Tennessee St. 72; Old Dominion 56, St. Joseph's 55; North Carolina 101, Ga. Southern 53; Minnesota 81, Notre Dame 76; Vanderbilt 95, Grambling 85. **Second Round:** Tennessee 78, Clemson 66; Louisiana Tech 82, Mississippi 67; Virginia 67, Missouri St. 63; Southern California 76, George Washington 72; Penn St. 85, Kansas 68; Seton Hall 71, Texas 66; Alabama 84, Iowa 78; Texas Tech 75, Creighton 65; Purdue 86, Washington 59; Texas A&M 75, San Diego St. 72 (ot); Colorado 92, Oregon 71; Stanford 66, Montana 62; Connecticut 81, Auburn 59; Southern Miss. 72, Western Ky. 69; North Carolina 63, Old Dominion 52; Vanderbilt 98, Minnesota 72. **Regional Semifinals:** Louisiana Tech 71, Tennessee 68; Southern California 85, Virginia 66; Penn St. 64, Seton Hall 60; Alabama 73, Texas Tech 68; Purdue 82, Texas A&M 56; Stanford 78, Colorado 62; Connecticut 78, Southern Miss. 64; North Carolina 73, Vanderbilt 69. **Regional Championships:** Louisiana Tech 75, Southern California 66; Alabama 96, Penn St. 82; Purdue 82, Stanford 65; North Carolina 81, Connecticut 69. **Semifinals:** Louisiana Tech 69, Alabama 66; North Carolina 89, Purdue 74. **Championship:** North Carolina 60, Louisiana Tech 59.

1995 First Round: Connecticut 105, Maine 75; Virginia Tech 62, St. Joseph's 52; Duke 76, Oklahoma St. 64; Alabama 82, Mt. St. Mary's 55; Florida 89, Radford 49; Virginia 71, Dartmouth 68; Oklahoma 90, Loyola (Md.) 55; Louisiana Tech 90, Furman 52; Vanderbilt 90, Northern Ill. 44; Memphis 74, Southern California 72; Montana 57, San Diego St. 46; Purdue 74, Portland 59; Seton Hall 73, Stephen F. Austin 63; North Carolina 89, Western Ill. 48; SMU 96, Southern Miss. 95 (ot); Stanford 88, UC Irvine 55; Tennessee 96, Florida A&M 59; Florida Int'l 81, Old Dominion 76; Oregon St. 88, Tennessee St. 75; Western Ky. 77, Toledo 63; Arkansas 67, San Francisco 58; Washington 73, Ohio 56; Wisconsin 73, Kansas 72; Texas Tech 87, Tulane 72; Colorado 83, Holy Cross 49; Missouri St. 49, Utah 47; Drake 87, Mississippi 81 (ot); George Washington 87, DePaul 79; Louisville 67, Oregon 65; Georgia 81, Indiana 64; North Carolina St. 77, Marquette 62; Penn St. 75, Jackson St. 62. **Second Round:** Connecticut 91, Virginia Tech 45; Alabama 121, Duke 120 (4 ot); Virginia 72, Florida 67; Louisiana Tech 48, Oklahoma 36; Vanderbilt 95, Memphis 68; Purdue 62, Montana 51; North Carolina 59, Seton Hall 45; Stanford 95, SMU 73; Tennessee 70, Florida Int'l 44; Western Ky. 85, Oregon St. 78; Washington 54, Arkansas 50; Texas Tech 88, Wisconsin 65; Colorado 78, Missouri St. 34; George Washington 96, Drake 93 (ot); Georgia 81, Louisville 68; North Carolina St. 76, Penn St. 74. **Regional Semifinals:** Connecticut 87, Alabama 56; Virginia 63, Louisiana Tech 62; Purdue 67, Vanderbilt 66; Stanford 81, North Carolina 71; Tennessee 87, Western Ky. 65; Texas Tech 67, Washington 52; Colorado 77, George Washington 61; Georgia 98, North Carolina St. 79. **Regional Championships:** Connecticut 67, Virginia 63; Stanford 69, Purdue 58; Tennessee 80, Texas Tech 59; Georgia 82, Colorado 79. **Semifinals:** Tennessee 73, Georgia 51; Connecticut 87, Stanford 60. **Championship:** Connecticut 70, Tennessee 64.

1996 First Round: Stanford 82, Grambling 43; Colorado St. 66, Nebraska 62; North Carolina St. 77, Montana 68; Alabama 95, Appalachian St. 66; Auburn 73, Hawaii 53; Colorado 83, Tulane 75; Kent St. 72, Texas A&M 68; Penn St. 94, Youngstown St. 71; Louisiana Tech 98, UCF 41; Southern Miss. 74, Utah 66; Notre Dame 73, Purdue 60; Texas Tech 78, Portland 61; Stephen F. Austin 67, Oregon St. 65; Clemson 79, Austin Peay 52; Oklahoma St. 90, Rhode Island 82; Georgia 98, St. Francis (Pa.) 66; Tennessee 97, Radford 56; Ohio St. 97, Memphis 75; Texas 73, Missouri St. 55; Kansas 72, Middle Tenn. 57; George Washington 83, Maine 67; Virginia 100, Manhattan 55; Toledo 65, Mississippi 53; Old Dominion 83, Holy Cross 56; Connecticut 94, Howard 63; Michigan St. 60, Massachusetts 57 (ot); San Francisco 68, Florida 61; Duke 85, James Madison 53; Wisconsin 74, Oregon 60; Vanderbilt 100, Harvard 83; DePaul 96, SMU 82; Iowa 72, Butler 67. **Second Round:** Stanford 94, Colorado St. 63; Alabama 88, North Carolina St. 68; Auburn 68, Colorado 61 (ot); Penn St. 86, Kent St. 59; Louisiana Tech 84, Southern Miss. 46; Texas Tech 82, Notre Dame 67; Stephen F. Austin 93, Clemson 88 (ot); Georgia 83, Oklahoma St. 55; Tennessee 97, Ohio St. 65; Kansas 77, Texas 70; Virginia 62, George Washington 43; Old Dominion 72, Toledo 66; Connecticut 88, Michigan St. 68; San Francisco 64, Duke 60; Vanderbilt 96, Wisconsin 82; Iowa 72, DePaul 71. **Regional Semifinals:** Stanford 78, Alabama 76 (ot); Auburn 75, Penn St. 69; Louisiana Tech 66, Texas Tech 55; Georgia 78, Stephen F. Austin 64; Tennessee 92, Kansas 71; Virginia 72, Old Dominion 60; Connecticut 72, San Francisco 44; Vanderbilt 74, Iowa 63. **Regional Championships:** Stanford 71, Auburn 57; Georgia 90, Louisiana Tech 76; Tennessee 52, Virginia 46; Connecticut 67, Vanderbilt 57. **Semifinals:** Georgia 86, Stanford 76; Tennessee 88, Connecticut 83 (ot). **Championship:** Tennessee 83, Georgia 65.

1997 First Round: Connecticut 103, Lehigh 35; Iowa 56, North Carolina St. 50; Duke 70, DePaul 56; Illinois 79, Drake 62; Oregon 80, San Diego St. 68; Tennessee 91, Grambling 54; Stephen F. Austin 79, Toledo 66; Colorado 69, Marshall 49; North Carolina 78, Harvard 53; Michigan St. 75, Portland 70 (ot); George Washington 61, Northwestern 46; Tulane 72, UC Santa Barb. 69; Notre Dame 93, Memphis 62; Texas 66, Texas St. 38; St. Joseph's 70, Kansas St. 52; Alabama 94, St. Francis (Pa.) 50; Stanford 111, Howard 59; Texas Tech 47, Montana 45; Utah 66, Iowa St. 57; Virginia 96, Troy 74; Vanderbilt 74, Washington 62; Kansas 81, Detroit 67; Arizona 76, Western Ky. 54; Georgia 91, Eastern Ky. 55; Old Dominion 102, Liberty 52; Purdue 74, Maryland 48; Marquette 70, Clemson 66; LSU 88, Maine 79; Southern California 68, San Francisco 55; Florida 92, Florida Int'l 68; Auburn 68, Louisville 65; Louisiana Tech 94, St. Peter's 50. **Second Round:** Connecticut 72, Iowa 53; Illinois 85, Duke 67; Tennessee 76, Oregon 59; Colorado 66, Stephen F. Austin 57; North Carolina 81, Michigan St. 71 (ot); George Washington 81, Tulane 67; Notre Dame 86, Texas 83; Alabama 61, St. Joseph's 52; Stanford 67, Texas Tech 45; Virginia 65, Utah 46; Vanderbilt 51, Kansas 44; Georgia 80, Arizona 74; Old Dominion 69, Purdue 65 (ot); LSU 71, Marquette 58; Florida 92, Southern California 78; Louisiana Tech 74, Auburn 48. **Regional Semifinals:** Connecticut 78, Illinois 73; Tennessee 75, Colorado 67; George Washington 55, North Carolina 46; Notre Dame 87, Alabama 71; Stanford 91, Virginia 69; Georgia 66, Vanderbilt 52; Old Dominion 62, LSU 49; Florida 71, Louisiana Tech 57. **Regional Championships:** Tennessee 91, Connecticut 81; Notre Dame 62, George Washington 52; Stanford 82, Georgia 47; Old Dominion 53, Florida 51. **Semifinals:** Tennessee 80, Notre Dame 66; Old Dominion 83, Stanford 82 (ot). **Championship:** Tennessee 68, Old Dominion 59.

1998 First Round: Tennessee 102, Liberty 58; Western Ky. 88, Stephen F. Austin 76; Rutgers 79, Oregon 76; Iowa St. 79, Kent St. 76; UC Santa Barb. 76, Vanderbilt 71 (ot); Illinois 82, Green Bay 58; Florida Int'l 59, Marquette 45; North Carolina 91, Howard 71; Harvard 71, Stanford 67; Arkansas 76, Hawaii 70; Kansas 72, Tulane 68; Iowa 77, Massachusetts 59; Virginia Tech 75, Wisconsin 64; Florida 85, Montana 64; Louisville 69, Utah 61; Duke 92, Middle Tenn. 67; Old Dominion 92, St. Francis (Pa.) 39; Nebraska 76, New Mexico 59; Youngstown St. 91, Memphis 80; North Carolina St. 89, Maine 64; Virginia 77, SMU 68; Arizona 75, Santa Clara 63; George Washington 74, Georgia 72; Connecticut 93, Fairfield 52; Texas Tech 87, Grambling 75; Notre Dame 78, Missouri St. 64; Colorado St. 81, Drake 75; Purdue 88, Washington 71; Clemson 60, Miami (Fla.) 49; Louisiana Tech 86, Holy Cross 58; UCLA 65, Michigan 58; Alabama 94, UNC Greensboro 46. **Second Round:** Tennessee 82, Western Ky. 62; Rutgers 62, Iowa St. 61; Illinois 69, UC Santa Barb. 65; North Carolina 85, Florida Int'l 72; Arkansas 82, Harvard 64; Kansas 62, Iowa 58; Florida 89, Virginia Tech 57; Duke 69, Louisville 53; Old Dominion 75, Nebraska 60; North Carolina St. 88, Youngstown St. 61; Arizona 94, Virginia 77; Connecticut 75, George Washington 67; Notre Dame 74, Texas Tech 59; Purdue 77, Colorado St. 63; Louisiana Tech 74, Clemson 52; Alabama 75, UCLA 74. **Regional Semifinals:** Tennessee 92, Rutgers 60; North Carolina 80, Illinois 74; Arkansas 79, Kansas 63; Duke 71, Florida 58; North Carolina St. 55, Old Dominion 54; Connecticut 74, Arizona 57; Purdue 70, Notre Dame 65; Louisiana Tech 71, Alabama 57. **Regional Championships:** Tennessee 76, North Carolina 70; Arkansas 77, Duke 72; North Carolina St. 60, Connecticut 52; Louisiana Tech 72, Purdue 65. **Semifinals:** Tennessee 86, Arkansas 58; Louisiana Tech 84, North Carolina St. 65. **Championship:** Tennessee 93, Louisiana Tech 75.

1999 First Round: Tennessee 113, Appalachian St. 54; Boston College 72, Ohio St. 59; Auburn 69, Texas 61; Virginia Tech 73, St. Peter's 48; St. Joseph's 83, Tulane 72; Duke 79, Holy Cross 51; Maine 60, Stanford 58; Old Dominion 74, Tennessee Tech 48; Connecticut 97, St. Francis (Pa.) 46; Xavier 85, Florida Int'l 71; Oregon 65, Cincinnati 56; Iowa St. 74, Santa Clara 61; SMU 91, Toledo 76; Georgia 73, Liberty 52; Illinois 69, Louisville 67; Clemson 76, Florida A&M 45; Purdue 68, Oral Roberts 48; Kansas 64, Marquette 58; Alabama 80, Grambling 68; North Carolina 64, Northeastern 55; Arizona 87, Florida 84 (ot); Rutgers 84, Dartmouth 70; North Carolina St. 76, Mississippi St. 57; Texas Tech 80, Stephen F. Austin 54; Louisiana Tech 90, UCF 48; Penn St. 82, Virginia 69; Notre Dame 61, St. Mary's (Cal.) 57; LSU 78, Evansville 69; Kentucky 98, Nebraska 92; UCLA 76, Green Bay 69; Missouri St. 72, UC Santa Barb. 70; Colorado St. 71, Cal St. Northridge 59. **Second Round:** Tennessee 89, Boston College 62; Virginia Tech 76, Auburn 61; Duke 66, St. Joseph's 60; Old Dominion 72, Maine 62; Connecticut 86, Xavier 84; Iowa St. 85, Oregon 70; Georgia 68, SMU 55; Clemson 63, Illinois 51; Purdue 55, Kansas 41; North Carolina 70, Alabama 56; Rutgers 90, Arizona 47; Texas Tech 85, North Carolina St. 78; Louisiana Tech 79, Penn St. 62; LSU 74, Notre Dame 64; UCLA 87, Kentucky 63; Colorado St. 86, Missouri St. 70. **Regional Semifinals:** Tennessee 68, Virginia Tech 52; Duke 76, Old Dominion 63; Iowa St. 64, Connecticut 58; Georgia 67, Clemson 54; Purdue 82, North Carolina 59; Rutgers 53, Texas Tech 42; Louisiana Tech 73, LSU 52; UCLA 77, Colorado St. 68. **Regional Championships:** Duke 69, Tennessee 63; Georgia 89, Iowa St. 71; Purdue 75, Rutgers 62; Louisiana Tech 88, UCLA 62. Semifinals: Duke 81, Georgia 69; Purdue 77, Louisiana Tech 63. **Championship:** Purdue 62, Duke 45.

2000 First Round: Connecticut 116, Hampton 45; Clemson 64, Drake 50; Oklahoma 86, BYU 81; Purdue 70, Dartmouth 66; Stephen F. Austin 73, Xavier 72; LSU 77, Liberty 54; Western Ky. 68, Marquette 65; Duke 71, Campbell 42; Louisiana Tech 95, Alcorn St. 53; Vanderbilt 71, Kansas 69; SMU 64, North Carolina St. 63; Old Dominion 94, Green Bay 85; Illinois 73, Utah 58; Iowa St. 92, St. Francis (Pa.) 63; Auburn 78, Missouri St. 74; Penn St. 83, Youngstown St. 63; Tennessee 90, Furman 38; Arizona 73, Kent St. 61; Boston College 93, Nebraska 76; Virginia 74, Pepperdine 62; Tulane 65, Vermont 60; Texas Tech 83, Tennessee Tech 54; George Washington 79, UCLA 72; Notre Dame 87, San Diego 61; Georgia 74, Montana 46; Stanford 81, Michigan 74; North Carolina 62, Maine 57; Rice 67, UC Santa Barb. 64; UAB 80, Oregon 79; Mississippi St. 94, St. Peter's 60; St. Joseph's 69, Texas 48; Rutgers 91, Holy Cross 70. **Second Round:** Connecticut 83, Clemson 45; Oklahoma 76, Purdue 74; LSU 57, Stephen F. Austin 45; Duke 90, Western Ky. 70; Louisiana Tech 66, Vanderbilt 65; Old Dominion 96, SMU 76; Iowa St. 79, Illinois 68; Penn St. 75, Auburn 69; Tennessee 75, Arizona 60; Virginia 74, Boston College 70; Texas Tech 76, Tulane 59; Notre Dame 95, George Washington 60; Georgia 83, Stanford 64; North Carolina 83, Rice 50; UAB 78, Mississippi St. 72; Rutgers 59, St. Joseph's 39. **Regional Semifinals:** Connecticut 102, Oklahoma 80; LSU 79, Duke 66; Louisiana Tech 86, Old Dominion 74; Penn St. 66, Iowa St. 65; Tennessee 77, Virginia 56; Texas Tech 69, Notre Dame 65; Georgia 83, North Carolina 57; Rutgers 60, UAB 45. **Regional Championships:** Connecticut 86, LSU 71; Penn St. 86, Louisiana Tech 65; Tennessee 57, Texas Tech 44; Rutgers 59, Georgia 51. **Semifinals:** Tennessee 64, Rutgers 54; Connecticut 89, Penn St. 67. **Championship:** Connecticut 71, Tennessee 52.

2001 First Round: Tennessee 80, Austin Peay 38; St. Mary's (Cal.) 68, Texas 64; Clemson 51, Chattanooga 49; Xavier

80, Louisville 52; LSU 83, Arizona St. 66; Purdue 75, UC Santa Barb. 62; Virginia Tech 77, Denver 57; Texas Tech 100, Penn 57; Duke 96, Milwaukee 63; Arkansas 68, Baylor 59; Missouri St. 89, Toledo 71; Rutgers 80, Stephen F. Austin 43; Washington 67, Old Dominion 65; Florida 84, Holy Cross 52; Stanford 76, George Washington 51; Oklahoma 70, Oral Roberts 64; Notre Dame 98, Alcorn St. 49; Michigan 81, Virginia 71; Utah 79, Fairfield 57; Iowa 89, Oregon 82; Colorado 98, Siena 78; Vanderbilt 83, Idaho St. 57; Florida St. 72, Tulane 70; Iowa St. 100, Howard 61; Connecticut 101, Long Island 29; Colorado St. 83, Maryland 69; Villanova 66, Drake 58; North Carolina St. 76, Delaware 57; TCU 77, Penn St. 75; Louisiana Tech 84, Georgia St. 48; Missouri 71, Wisconsin 68; Georgia 77, Liberty 48. **Second Round:** Tennessee 92, St. Mary's (Cal.) 75; Xavier 77, Clemson 62; Purdue 73, LSU 70; Texas Tech 73, Virginia Tech 52; Duke 75, Arkansas 54; Missouri St. 60, Rutgers 53; Washington 86, Florida 75; Oklahoma 67, Stanford 50; Notre Dame 88, Michigan 54; Utah 77, Iowa 69; Vanderbilt 65, Colorado 59; Iowa St. 85, Florida St. 70; Connecticut 89, Colorado St. 44; North Carolina St. 68, Villanova 64; Louisiana Tech 80, TCU 59; Missouri 78, Georgia 65. **Regional Semifinals:** Xavier 80, Tennessee 65; Purdue 74, Texas Tech 72; Missouri St. 81, Duke 71; Washington 84, Oklahoma 67; Notre Dame 69, Utah 54; Vanderbilt 84, Iowa St. 65; Connecticut 72, North Carolina St. 58; Louisiana Tech 78, Missouri 67. **Regional Championships:** Purdue 88, Xavier 78; Missouri St. 104, Washington 87; Notre Dame 72, Vanderbilt 64; Connecticut 67, Louisiana Tech 48. **Semifinals:** Purdue 81, Missouri St. 64; Notre Dame 90, Connecticut 75. **Championship:** Notre Dame 68, Purdue 66.

2002 First Round: Connecticut 86, St. Francis (Pa.) 37; Iowa 69, Virginia 62; Florida Int'l 73, Creighton 58; Penn St. 82, Chattanooga 67; Arkansas 78, Clemson 68; Kansas St. 93, Kent St. 65; Old Dominion 68, Georgia 54; Purdue 80, Austin Peay 49; Vanderbilt 63, Oakland 38; Arizona St. 73, Wisconsin 70; Minnesota 71, UNLV 54; North Carolina 85, Harvard 58; BYU 90, Florida 52; Iowa St. 72, Temple 57; Notre Dame 58, New Mexico 44; Tennessee 98, Georgia St. 68; Oklahoma 84, Hartford 52; Villanova 67, Pepperdine 46; Mississippi St. 65, Boston College 59; Texas Tech 84, Stephen F. Austin 63; LSU 84, Santa Clara 78; Colorado 88, Southern U. 61; Tulane 73, Colorado St. 69; Stanford 76, Weber St. 51; Duke 95, Norfolk St. 48; TCU 55, Indiana 45; UC Santa Barb. 57, Louisiana Tech 56; Texas 60, Green Bay 55; Cincinnati 76, St. Peter's 63 (ot); South Carolina 69, Liberty 61; Drake 87, Syracuse 69; Baylor 80, Bucknell 56. **Second Round:** Connecticut 86, Iowa 48; Penn St. 96, Florida Int'l 79; Kansas St. 82, Arkansas 68; Old Dominion 74, Purdue 70 (ot); Vanderbilt 61, Arizona St. 35; North Carolina 72, Minnesota 69; BYU 75, Iowa St. 69; Tennessee 89, Notre Dame 50; Oklahoma 66, Villanova 53; Texas Tech 77, Mississippi St. 55; Colorado 69, LSU 58; Stanford 77, Tulane 55; Duke 76, TCU 66; Texas 76, UC Santa Barb. 60; South Carolina 75, Cincinnati 56; Drake 76, Baylor 72. **Regional Semifinals:** Connecticut 82, Penn St. 64; Old Dominion 88, Kansas St. 62; Vanderbilt 70, North Carolina 61; Tennessee 68, BYU 57; Oklahoma 72, Texas Tech 62; Colorado 62, Stanford 59; Duke 62, Texas 46; South Carolina 79, Drake 65. **Regional Championships:** Connecticut 85, Old Dominion 64; Tennessee 68, Vanderbilt 63; Oklahoma 94, Colorado 60; Duke 77, South Carolina 68. **Semifinals:** Connecticut 79, Tennessee 56; Oklahoma 86, Duke 71. **Championship:** Connecticut 82, Oklahoma 70.

2003 First Round: Tennessee 95, Alabama St. 43; Virginia 72, Illinois 56; South Carolina 68, Chattanooga 54; Penn St. 64, Holy Cross 33; Colorado 84, BYU 45; North Carolina 72, Austin Peay 70; George Washington 71, Oklahoma 61; Villanova 51, St. Francis (Pa.) 36; Duke 66, Georgia St. 48; Utah 73, DePaul 64; Georgia 80, Charlotte 61; Rutgers 64, Western Ky. 52; New Mexico 91, Miami (Fla.) 85 (ot); Mississippi St. 73, Manhattan 47; UC Santa Barb. 71, Xavier 62; Texas Tech 67, Missouri St. 59; Connecticut 91, Boston U. 44; TCU 50, Michigan St. 47; Boston College 73, Old Dominion 72; Vanderbilt 54, Liberty 44; Notre Dame 59, Arizona 47; Kansas St. 79, Harvard 69; Virginia Tech 61, Georgia Tech 59; Purdue 66, Valparaiso 51; LSU 86, Texas St. 50; Green Bay 78, Washington 65; Louisiana Tech 94, Pepperdine 60; Ohio St. 66, Weber St. 44; Minnesota 68, Tulane 48; Stanford 82, Western Mich. 66; Arkansas 71, Cincinnati 57; Texas 90, Hampton 46. **Second Round:** Tennessee 81, Virginia 51; Penn St. 77, South Carolina 67; Colorado 86, North Carolina 67; Villanova 70, George Washington 57; Duke 65, Utah 54; Georgia 74, Rutgers 64; New Mexico 73, Mississippi St. 61; Texas Tech 72, UC Santa Barb. 68; Connecticut 81, TCU 66; Boston College 86, Vanderbilt 85 (ot); Notre Dame 59, Kansas St. 53; Purdue 80, Virginia Tech 62; LSU 80, Green Bay 69; Louisiana Tech 74, Ohio St. 61; Minnesota 68, Stanford 56; Texas 67, Arkansas 50. **Regional Semifinals:** Tennessee 86, Penn St. 58; Villanova 53, Colorado 51; Duke 66, Georgia 63; Texas Tech 71, New Mexico 48; Connecticut 70, Boston College 49; Purdue 66, Notre Dame 47; LSU 69, Louisiana Tech 63; Texas 73, Minnesota 60. **Regional Championships:** Tennessee 73, Villanova 49; Duke 57, Texas Tech 51; Connecticut 73, Purdue 64; Texas 78, LSU 60. **Semifinals:** Tennessee 66, Duke 56; Connecticut 71, Texas 69. **Championship:** Connecticut 73, Tennessee 68.

2004 First Round: Penn St. 79, Hampton 42; Virginia Tech 89, Iowa 76; Notre Dame 69, Missouri St. 65 (ot); Middle Tenn. 67, North Carolina 62; UC Santa Barb. 76, Colorado 49; Houston 62, Green Bay 47; Auburn 79, North Carolina St. 59; Connecticut 91, Penn 55; Duke 103, Northwestern St. 51; Marquette 67, Old Dominion 64; Louisiana Tech 81, Montana 77; Texas Tech 60, Maine 50; Ohio St. 73, West Virginia 67; Boston College 58, Eastern Mich. 56; Minnesota 92, UCLA 81; Kansas St. 71, Valparaiso 63; Tennessee 77, Colgate 54; DePaul 83, George Washington 46; Florida 68, New Mexico 56; Baylor 71, Loyola Marymount 60; Stanford 68, Missouri 44; Oklahoma 58, Marist 45; Chattanooga 74, Rutgers 69; Vanderbilt 76, Lipscomb 45; Texas 92, Southern U. 57; Michigan St. 72, Arizona 60; Maryland 86, Miami (Fla.) 85; LSU 83, Austin Peay 66; TCU 70, Temple 57; Georgia 78, Liberty 53; Villanova 66, Mississippi 63; Purdue 78, St. Francis (Pa.) 59. **Second Round:** Penn St. 61, Virginia Tech 48; Notre Dame 59, Middle Tenn. 46; UC Santa Barb. 56, Houston 52; Connecticut 79, Auburn 53; Duke 76, Marquette 67; Louisiana Tech 81, Texas Tech 64; Boston College 63, Ohio St. 48; Minnesota 80, Kansas St. 61; Tennessee 79, DePaul 59; Baylor 91, Florida 76; Stanford 68, Oklahoma 43; Vanderbilt 60, Chattanooga 44; Texas 80, Michigan St. 61; LSU 76, Maryland 61; Georgia 85, TCU 71; Purdue 60, Villanova 42. **Regional Semifinals:** Penn St. 55, Notre Dame 49; Connecticut 63, UC Santa Barb. 55; Duke 63, Louisiana Tech 49; Minnesota 76, Boston College 63; Tennessee 71, Baylor 69; Stanford 57, Vanderbilt 55; LSU 71, Texas 55; Georgia 66, Purdue 64. **Regional Championships:** Connecticut 66, Penn St. 49; Minnesota 82, Duke 75; Tennessee 62, Stanford 60; LSU 62, Georgia 60. **Semifinals:** Connecticut 67, Minnesota 58; Tennessee 52, LSU 50. **Championship:** Connecticut 70, Tennessee 61.

2005 First Round: LSU 70, Stetson 36; Arizona 72, Oklahoma 69; DePaul 79, Virginia Tech 78; Liberty 78, Penn St. 70; Georgia 75, Rice 49; Texas 64, Oral Roberts 47; Boston College 65, Houston 43; Duke 80, Canisius 48; North Carolina 97, Coppin St. 62; George Washington 60, Mississippi 57; Arizona St. 87, Eastern Ky. 65; Notre Dame 61, UC Santa Barb. 51; Virginia 79, Old Dominion 57; Minnesota 64, St. Francis (Pa.) 33; Oregon 58, TCU 55; Baylor 91, Illinois St. 70; Tennessee 94, Western Caro. 43; Purdue 68, New Mexico 56; Middle Tenn. 60, North Carolina St. 58; Texas Tech 69, Texas-Arlington 49; Temple 66, Louisiana Tech 61; Rutgers 62, Hartford 37; Maryland 65, Green Bay 55; Ohio St. 86, Holy Cross 45; Michigan St. 73, Alcorn St. 41; Southern California 65, Louisville 49; Vanderbilt 67, Montana 44; Kansas St. 70, Bowling Green 60; Florida St. 87, Richmond 54; Connecticut 95, Dartmouth 47; Utah 73, Iowa St. 61; Stanford 94, Santa Clara 57. **Second Round:** LSU 76, Arizona 43; Liberty 88, DePaul 79; Georgia 70, Texas 68; Duke 70, Boston College 65; North Carolina 71, George Washington 47; Arizona St. 70, Notre Dame 61; Minnesota 73, Virginia 58; Baylor 69, Oregon 46; Tennessee 75, Purdue 54; Texas Tech 80, Middle Tenn. 69; Rutgers 61, Temple 54; Ohio St. 75, Maryland 65; Michigan St. 61, Southern California 59; Vanderbilt 63, Kansas St. 60; Connecticut 70, Florida St. 52; Stanford 88, Utah 62. **Regional Semifinals:** LSU 90, Liberty 48; Duke 63, Georgia 57; North Carolina 79, Arizona St. 72; Baylor 64, Minnesota 57; Tennessee 75, Texas Tech 59; Rutgers 64, Ohio St. 58; Michigan St. 76, Vanderbilt 64; Stanford 76, Connecticut 59. **Regional Championships:** LSU 59, Duke 49; Baylor 72, North Carolina 63; Tennessee 59, Rutgers 49; Michigan St. 76, Stanford 69. **Semifinals:** Baylor 68, LSU 57; Michigan St. 68, Tennessee 64. **Championship:** Baylor 84, Michigan St. 62.

2006 First Round: North Carolina 75, UC Riverside 51; Vanderbilt 76, Louisville 64; UCLA 74, Bowling Green 61; Purdue 73, Missouri St. 52; TCU 69, Texas A&M 65; Rutgers 63, Dartmouth 58; George Washington 87, Old Dominion 72; Tennessee 102, Army 54; Ohio St. 68, Oakland 45; Boston College 78, Notre Dame 61; Utah 76, Middle Tenn. 71; Arizona St. 80, Stephen F. Austin 61; New Mexico 83, Florida 59; Baylor 74, Northern Ariz. 56; St. John's (N.Y.) 78, California 68; Maryland 95, Sacred Heart 54; Duke 96, Southern U. 27; Southern California 67, South Fla. 65; Kentucky 69, Chattanooga 59; Michigan St. 65, Milwaukee 46; Hartford 64, Temple 58; Georgia 75, Marist 60; Virginia Tech 82, Missouri 51; Connecticut 77, Coppin St. 54; LSU 72, Fla. Atlantic 48; Washington 73, Minnesota 69; Tulsa 71, North Carolina St. 61; DePaul 68, Liberty 43; Florida St. 80, Louisiana Tech 71; Stanford 72, Southeast Mo. St. 45; BYU 67, Iowa 62; Oklahoma 78, Pepperdine 66. **Second Round:** North Carolina 89, Vanderbilt 70; Purdue 61, UCLA 54; Rutgers 82, TCU 48; Tennessee 66, George Washington 53; Boston College 79, Ohio St. 69; Utah 86, Arizona St. 65; Baylor 87, New Mexico 67; Maryland 81, St. John's (N.Y.) 74; Duke 85, Southern California 51; Michigan St. 67, Kentucky 63; Georgia 73, Hartford 54; Connecticut 79, Virginia Tech 56; LSU 72, Washington 49; DePaul 71, Tulsa 67; Stanford 88, Florida St. 70; Oklahoma 86, BYU 70. **Regional Semifinals:** North Carolina 70, Purdue 68; Tennessee 76, Rutgers 69; Utah 57, Boston College 54; Maryland 82, Baylor 63; Duke 86, Michigan St. 61; Connecticut 77, Georgia 75; LSU 66, DePaul 56; Stanford 88, Oklahoma 74. **Regional Finals:** North Carolina 75, Tennessee 63; Maryland 75, Utah 65 (ot); Duke 63, Connecticut 61 (ot); LSU 62, Stanford 59. **Semifinals:** Maryland 81, North Carolina 70; Duke 64, LSU 45. **Championship:** Maryland 78, Duke 75 (ot).

2007 First Round: North Carolina 95, Prairie View 38; Notre Dame 62, California 59; George Washington 76, Boise St. 67; Texas A&M 58, Texas-Arlington 50; Iowa St. 79, Washington 60; Georgia 53, Belmont 36; Georgia Tech 55, DePaul 54; Purdue 63, Oral Roberts 42; Tennessee 76, Drake 37; Pittsburgh 71, James Madison 61; Middle Tenn. 85, Gonzaga 46; Marist 67, Ohio St. 63; Marquette 87, La.-Lafayette 58; Oklahoma 74, Southeast Mo. St. 60; Mississippi 88, TCU 74; Maryland 89, Harvard 65; Connecticut 82, UMBC 33; Green Bay 59, New Mexico 52; Baylor 68, Chattanooga 55; North Carolina St. 84, Robert Morris 52; West Virginia 65, Xavier 52; LSU 77, UNC Asheville 39; Florida St. 85, Old Dominion 75; Stanford 96, Idaho St. 58; Duke 81, Holy Cross 44; Temple 64, Nebraska 61; Michigan St. 69, Delaware 58; Rutgers 77, East Caro. 34; Louisville 80, BYU 54; Arizona St. 57, UC Riverside 50; Bowling Green 70, Oklahoma St. 66; Vanderbilt 62, Delaware St. 47. **Second Round:** North Carolina 60, Notre Dame 51; George Washington 59, Texas A&M 47; Georgia 76, Iowa St. 56; Purdue 76, Georgia Tech 63; Tennessee 68, Pittsburgh 54; Marist 73, Middle Tenn. 59; Oklahoma 78, Marquette 47; Mississippi 89, Maryland 78; Connecticut 94, Green Bay 70; North Carolina St. 78, Baylor 72 (ot); LSU 49, West Virginia 43; Florida St. 68, Stanford 61; Duke 62, Temple 52; Rutgers 70, Michigan St. 57; Arizona St. 67, Louisville 58; Bowling Green 59, Vanderbilt 56. **Regional Semifinals:** North Carolina 70, George Washington 56; Purdue 78, Georgia 65; Tennessee 65, Marist 46; Mississippi 90, Oklahoma 82; Connecticut 78, North Carolina St. 71; LSU 55, Florida St. 43; Rutgers 53, Duke 52; Arizona St. 67, Bowling Green 49. **Regional Championships:** North Carolina 84, Purdue 72; Tennessee 98, Mississippi 62; LSU 73, Connecticut 50; Rutgers 64, Arizona St. 45. **Semifinals:** Tennessee 56, North Carolina 50; Rutgers 59, LSU 35. **Championship:** Tennessee 59, Rutgers 46.

Division II Championship

2007 Results

FIRST ROUND
Mo. Western St. 80, Mont. St.-Billings 59
Tex. A&M-Commerce 81, Emporia St. 77
Washburn 74, Angelo St. 54
West Tex. A&M 87, Northwest Mo. St. 72
Clayton St. 60, Carson-Newman 36
Columbus St. 59, Elizabeth City St. 57
GCSU 87, Wingate 67
N.C. Central 73, Newberry 66
North Dakota 98, Minn. St. Moorhead 66
Regis (Colo.) 67, Metro St. 66
Concordia-St. Paul 82, South Dakota 74
Neb.-Kearney 75, Augustana (S.D.) 68
Fla. Gulf Coast 78, Benedict 49
Valdosta St. 64, Tampa 57
Arkansas Tech 65, Rollins 62
Delta St. 66, Florida Tech 50
Glenville St. 81, St. Andrews 44
Anderson (S.C.) 61, California (Pa.) 57
Indiana (Pa.) 75, Barton 61
Pitt.-Johnstown 71, Pfeiffer 58
UC San Diego 78, Western Wash. 45
Alas. Anchorage 49, Cal St. Dom. Hills 48
Seattle Pacific 69, Sonoma St. 60
Cal St. Chico 63, Cal St. San B'dino 50
Southern Conn. St. 68, New Haven 45
Holy Family 78, St. Rose 65
Pace 77, American Int'l 59
Bentley 58, Stonehill 55
Lewis 82, Bellarmine 62
Drury 76, SIU Edwardsville 71
Gannon 66, Grand Valley St. 59
Ferris St. 70, Northern Ky. 69

SECOND ROUND
Tex. A&M-Commerce 73, Mo. Western St. 72
Washburn 54, West Tex. A&M 39
Clayton St. 63, Columbus St. 60
GCSU 72, N.C. Central 63
North Dakota 78, Regis (Colo.) 63
Neb.-Kearney 92, Concordia-St. Paul 89 (ot)
Fla. Gulf Coast 50, Valdosta St. 41
Delta St. 43, Arkansas Tech 40
Glenville St. 78, Anderson (S.C.) 64
Indiana (Pa.) 75, Pitt.-Johnstown 59
UC San Diego 66, Alas. Anchorage 51
Cal St. Chico 75, Seattle Pacific 60
Southern Conn. St. 68, Holy Family 51
Bentley 69, Pace 61
Drury 67, Lewis 62
Ferris St. 80, Gannon 61

THIRD ROUND
Tex. A&M-Commerce 71, Washburn 70
Clayton St. 66, GCSU 65 (ot)
North Dakota 108, Neb.-Kearney 75
Fla. Gulf Coast 57, Delta St. 44
Glenville St. 65, Indiana (Pa.) 59
UC San Diego 80, Cal St. Chico 63
Southern Conn. St. 59, Bentley 49
Drury 79, Ferris St. 69

QUARTERFINALS
Clayton St. 60, Tex. A&M-Commerce 55
Fla. Gulf Coast 83, North Dakota 64
UC San Diego 71, Glenville St. 61
Southern Conn. St. 74, Drury 54

SEMIFINALS
Fla. Gulf Coast 61, Clayton St. 57
Southern Conn. St. 67, UC San Diego 53

CHAMPIONSHIP
Southern Conn. St. 61, Fla. Gulf Coast 45

Women's Division II Championship Box Scores

SEMIFINALS
MARCH 22 AT KEARNEY, NEB.

Fla. Gulf Coast 61, Clayton St. 57

Fla. Gulf Coast

No.	Player	TOT-FG FG	TOT-FG FGA	3-PT FG	3-PT FGA	FT	FTA	REBOUNDS OF	REBOUNDS DE	REBOUNDS TOT	PF	TP	A	TO	BLK	S	MIN
10	Steffi Sorensen*	4	12	4	9	2	2	3	2	5	1	14	3	1	1	1	35
15	Chelsea Dermyer*	0	2	0	0	0	1	1	4	5	0	0	7	3	0	4	33
25	Adrianne McNally*	0	2	0	0	0	2	2	3	5	4	0	1	2	0	1	17
33	Alex Nelson*	1	8	0	5	0	0	1	2	3	2	2	2	4	0	3	27
34	Katie Schrader*	10	17	0	0	5	6	2	2	4	5	25	1	3	0	0	34
3	Amanda Pierce	2	4	2	4	1	2	2	0	2	1	7	1	3	0	0	16
11	Ashley Haegele	2	4	2	3	0	0	0	0	0	0	6	1	1	0	0	19
30	Jen Conely	0	0	0	0	0	0	0	0	0	1	0	0	0	0	0	3
50	Delia De La Torre	3	4	0	0	1	2	1	4	5	0	7	0	1	0	1	16
TM	TEAM	0	0	0	0	0	0	1	6	7	0	0	0	0	0	0	0
	Totals	22	53	8	21	9	15	13	23	36	14	61	16	18	1	10	200

Total Field-Goal Percentage: .415
3-Point Field-Goal Percentage: .381
Free-Throw Percentage: .600
DEADBALL REBOUNDS: 2

Clayton St.

No.	Player	TOT-FG FG	TOT-FG FGA	3-PT FG	3-PT FGA	FT	FTA	REBOUNDS OF	REBOUNDS DE	REBOUNDS TOT	PF	TP	A	TO	BLK	S	MIN
14	Sharon Wiles*	0	1	0	0	0	2	2	2	4	2	0	1	1	0	0	19
24	Roberta Phillips*	4	10	2	4	3	3	2	2	4	2	13	1	3	0	1	29
25	Crystal Brown*	2	6	1	2	2	2	1	1	2	2	7	3	3	1	1	23
32	Shantel Ragin*	1	11	0	0	0	0	1	4	5	2	2	2	3	1	2	29
42	Alecia Humphrey*	4	8	0	0	0	0	6	4	10	1	8	0	0	0	0	18
3	Kim Lloyd	1	2	1	2	0	0	0	0	0	0	3	0	1	0	0	4
22	Marie St. Fort	5	10	1	4	5	5	3	2	5	4	16	0	2	0	3	23
23	Basia Bukowska	0	3	0	0	0	0	0	0	0	0	0	0	0	0	0	8
33	Lynette Jackson	1	4	0	0	0	0	3	3	6	1	2	1	3	3	0	23
34	Nikkisha Pritchett	3	7	0	4	0	0	0	0	0	1	6	1	3	0	3	25
TM	TEAM	0	0	0	0	0	0	1	4	5	0	0	0	0	0	0	0
	Totals	21	62	5	16	10	12	19	22	41	15	57	9	19	5	10	200

Total Field-Goal Percentage: .339
3-Point Field-Goal Percentage: .313
Free-Throw Percentage: .833
DEADBALL REBOUNDS: 1
Officials: Leah Conyear; Kelly Hill; Karen Lasuik.
Technical fouls: Fla. Gulf Coast-None. Clayton St.-None.

Score by Periods	1	2	Total
Fla. Gulf Coast	36	25	61
Clayton St.	22	35	57

Southern Conn. St. 67, UC San Diego 53

Southern Conn. St.

No.	Player	TOT-FG FG	TOT-FG FGA	3-PT FG	3-PT FGA	FT	FTA	REBOUNDS OF	REBOUNDS DE	REBOUNDS TOT	PF	TP	A	TO	BLK	S	MIN
3	Shamika Jackson*	6	14	1	5	3	6	1	4	5	3	16	5	4	1	1	35
12	Michelle Martinik*	2	9	2	8	1	2	3	2	5	1	7	4	2	0	0	36
15	LaShauna Jones*	2	10	1	3	5	9	1	2	3	2	10	7	2	0	3	38
34	Kate Lynch*	5	10	2	2	10	11	8	4	12	0	22	0	2	2	3	40
40	Babette Noah*	4	9	0	0	2	2	5	8	13	0	10	2	2	1	0	27
20	Kaylie Schiavetta	0	0	0	0	0	0	0	0	0	0	0	0	1	0	0	2
21	Heather Coombs	0	0	0	0	0	0	0	0	0	1	0	0	0	0	1	9
33	Rochelle Johnson	1	3	0	0	0	0	1	3	4	3	2	0	0	0	2	13
TM	TEAM	0	0	0	0	0	0	0	1	1	0	0	0	0	0	0	0
	Totals	20	55	6	18	21	30	19	24	43	10	67	18	13	4	10	200

Total Field-Goal Percentage: .364 DEADBALL REBOUNDS: 4
3-Point Field-Goal Percentage: .333
Free-Throw Percentage: .700

UC San Diego

No.	Player	TOT-FG FG	TOT-FG FGA	3-PT FG	3-PT FGA	FT	FTA	REBOUNDS OF	REBOUNDS DE	REBOUNDS TOT	PF	TP	A	TO	BLK	S	MIN
10	Michelle Osier*	5	14	2	5	0	0	3	8	11	5	12	3	2	0	1	39
20	Hillary Hansen*	5	12	0	0	2	2	2	4	6	2	12	3	2	0	0	40
24	Leora Juster*	6	19	0	3	0	0	2	0	2	4	12	2	4	0	2	39
31	Jillian Ricks*	2	4	1	2	0	0	0	1	1	4	5	0	2	0	0	23
33	Kacie Kostlan*	1	2	0	1	0	0	0	1	1	0	2	0	1	0	2	12
15	Meaghan Noud	3	7	2	5	2	2	0	1	1	3	10	1	4	0	0	31
22	Erin Noonan	0	0	0	0	0	0	0	1	1	0	0	0	0	0	0	4
32	Alexis Gaskin	0	0	0	0	0	0	0	1	1	1	0	0	1	1	0	12
TM	TEAM	0	0	0	0	0	0	5	4	9	0	0	0	1	0	0	0
	Totals	22	58	5	16	4	4	12	21	33	19	53	9	17	1	5	200

Total Field-Goal Percentage: .379 DEADBALL REBOUNDS: 2
3-Point Field-Goal Percentage: .313
Free-Throw Percentage: 1.000
Attendance: 2,457.
Officials: Linda Johnson; Kim Waller; Bob Simmons.
Technical fouls: Southern Conn. St.-None. UC San Diego-None.

Score by Periods	1	2	Total
Southern Conn St.	26	41	67
UC San Diego	28	25	53

CHAMPIONSHIP

MARCH 24 AT KEARNEY, NEB.

Southern Conn. St. 61, Fla. Gulf Coast 45

Southern Conn. St.

No.	Player	TOT-FG FG	TOT-FG FGA	3-PT FG	3-PT FGA	FT	FTA	REBOUNDS OF	REBOUNDS DE	REBOUNDS TOT	PF	TP	A	TO	BLK	S	MIN
3	Shamika Jackson*	6	15	0	1	1	2	1	6	7	1	13	3	5	1	2	37
12	Michelle Martinik*	1	1	1	1	0	0	0	2	2	2	3	6	2	0	1	33
15	LaShauna Jones*	8	10	3	4	0	0	0	2	2	1	19	3	3	1	2	37
34	Kate Lynch*	5	13	0	1	4	4	1	9	10	1	14	2	1	2	3	37
40	Babette Noah*	4	6	0	0	2	3	2	4	6	4	10	0	3	0	0	20
5	Allyson Smith	0	0	0	0	0	0	0	0	0	0	0	0	0	0	0	1
10	Stephanie Hiriak	0	0	0	0	0	0	0	0	0	0	0	0	0	0	0	1
20	Kaylie Schiavetta	0	1	0	1	0	0	0	1	1	0	0	0	0	0	0	1
21	Heather Coombs	0	3	0	2	0	0	0	0	0	0	0	0	0	0	0	10
32	Jacqueline Johannes	1	1	0	0	0	0	0	0	0	0	2	0	0	0	0	11
33	Rochelle Johnson	0	3	0	0	0	0	1	2	3	0	0	0	1	0	2	11
45	Melissa Harrigan	0	0	0	0	0	0	0	0	0	0	0	0	0	0	0	1
TM	TEAM	0	0	0	0	0	0	1	4	5	0	0	0	0	0	0	0
	Totals	25	53	4	10	7	9	6	30	36	9	61	14	15	4	10	200

Total Field-Goal Percentage: .472 DEADBALL REBOUNDS: 1
3-Point Field-Goal Percentage: .400
Free-Throw Percentage: .778

Fla. Gulf Coast

No.	Player	TOT-FG FG	TOT-FG FGA	3-PT FG	3-PT FGA	FT	FTA	REBOUNDS OF	REBOUNDS DE	REBOUNDS TOT	PF	TP	A	TO	BLK	S	MIN
10	Steffi Sorensen*	3	11	1	7	0	0	4	4	8	2	7	3	5	0	1	33
15	Chelsea Dermyer*	1	5	1	2	0	0	0	3	3	1	3	5	2	0	2	33
25	Adrianne McNally*	3	9	0	0	1	1	4	4	8	3	7	0	0	0	1	20
33	Alex Nelson*	4	12	3	7	0	0	0	3	3	4	11	0	3	1	0	28
34	Katie Schrader*	6	10	0	0	2	4	1	3	4	3	14	0	3	0	2	36
3	Amanda Pierce	0	3	0	3	0	0	0	1	1	0	0	0	0	0	0	17
5	Kim Balduzzi	0	0	0	0	0	0	0	1	1	0	0	0	0	0	0	1
11	Ashley Haegele	0	3	0	2	0	0	0	0	0	0	0	1	0	0	0	17
21	Angel Woods	0	0	0	0	0	0	0	0	0	0	0	0	0	0	0	1
30	Jen Conely	1	5	1	5	0	0	0	1	1	0	3	0	0	0	0	8
50	Delia De La Torre	0	1	0	0	0	0	0	0	0	0	0	0	2	0	0	6
TM	TEAM	0	0	0	0	0	0	2	3	5	0	0	0	2	0	0	0
	Totals	18	59	6	26	3	5	11	23	34	13	45	9	17	1	6	200

Total Field-Goal Percentage: .305 DEADBALL REBOUNDS: 2
3-Point Field-Goal Percentage: .231
Free-Throw Percentage: .600
Attendance: 3,091.
Officials: Kelly Hill; Lee Gonyeau; Kari Lasuik.
Technical fouls: Southern Conn. St.-None. Fla. Gulf Coast-None.

Score by Periods	1	2	Total
Southern Conn. St.	31	30	61
Fla. Gulf Coast	24	21	45

Championship Year-by-Year Results

Year	Champion (Record)	Coach	Score	Runner-Up	Host or Site	Championship Game Attendance	Championship Total Attendance
1982	Cal Poly Pomona (29-7)	Darlene May	93-74	Tuskegee	Springfield, Mass.	4,725	6,216
1983	Virginia Union (27-2)	Louis Hearn	73-60	Cal Poly Pomona	Springfield, Mass.	4,747	6,760
1984	Central Mo. (27-5)	Jorja Hoehn	80-73	Virginia Union	Springfield, Mass.	4,886	11,302
1985	Cal Poly Pomona (26-7)	Darlene May	80-69	Central Mo.	Springfield, Mass.	6,187	10,825
1986	Cal Poly Pomona (30-3)	Darlene May	70-63	North Dakota St.	Springfield, Mass.	5,398	17,141
1987	New Haven (29-2)	Jan Rossman	77-75	Cal Poly Pomona	Springfield, Mass.	6,894	15,589
1988	Hampton (33-1)	James Sweat	65-48	West Tex. A&M	Fargo, N.D.	7,000	29,582
1989	Delta St. (30-4)	Lloyd Clark	88-58	Cal Poly Pomona	Cleveland, Miss.	3,200	17,564
1990	Delta St. (32-1)	Lloyd Clark	77-43	Bentley	Pomona, Calif.	1,022	18,636
1991	North Dakota St. (31-2)	Amy Ruley	81-74	Southeast Mo. St.	Cape Girardeau, Mo.	7,064	36,515
1992	Delta St. (30-4)	Lloyd Clark	65-63	North Dakota St.	Fargo, N.D.	7,101	33,295
1993	North Dakota St. (30-2)	Amy Ruley	95-63	Delta St.	Waltham, Mass.	4,000	30,431
1994	North Dakota St. (27-5)	Amy Ruley	89-56	Cal St. San B'dino	Fargo, N.D.	6,806	25,343
1995	North Dakota St. (32-0)	Amy Ruley	98-85	Portland St.	Fargo, N.D.	7,138	48,286
1996	North Dakota St. (30-2)	Amy Ruley	104-78	Shippensburg	Fargo, N.D.	6,534	32,172
1997	North Dakota (28-4)	Gene Roebuck	94-78	Southern Ind.	Grand Forks, N.D.	4,524	36,466
1998	North Dakota (31-1)	Gene Roebuck	92-76	Emporia St.	Pine Bluff, Ark.	2,624	26,618
1999	North Dakota (31-1)	Gene Roebuck	80-63	Arkansas Tech	Pine Bluff, Ark.	3,135	27,144
2000	Northern Ky. (32-2)	Nancy Winstel	71-62 (ot)	North Dakota St.	Pine Bluff, Ark.	1,600	22,123
2001	Cal Poly Pomona (27-3)	Paul Thomas	87-80 (ot)	North Dakota	Rochester, Minn.	3,387	25,057
2002	Cal Poly Pomona (28-4)	Paul Thomas	74-62	Southeastern Okla.	Rochester, Minn.	1,480	16,286
2003	South Dakota St. (32-3)	Aaron Johnston	65-50	Northern Ky.	St. Joseph, Mo.	2,556	29,803
2004	California (Pa.) (35-1)	Darcie Vincent	75-72	Drury	St. Joseph, Mo.	2,681	24,217
2005	Washburn (35-2)	Ron McHenry	70-53	Seattle Pacific	Hot Springs, Ark.	4,470	22,759
2006	Grand Valley St. (33-3)	Dawn Plitzuweit	58-52	American Int'l	Hot Springs, Ark.	987	25,720
2007	Southern Conn. St. (34-2)	Joe Frager	61-45	Fla. Gulf Coast	Kearney, Neb.	3,091	49,801

MOST OUTSTANDING PLAYER AWARDS

1982-Jackie White, Cal Poly Pomona; 1983-Paris McWhirter, Virginia Union; 1984-Carla Eades, Central Mo.; 1985-Vickie Mitchell, Cal Poly Pomona; 1986-Debra Larsen, Cal Poly Pomona; 1987-Joy Jeter, New Haven; 1988-Jackie Dolberry, Hampton; 1989-Pam Lockett, Delta St.; 1990-Crystal Hardy, Delta St.; 1991-Nadine Schmidt, North Dakota St.; 1992-Leslie McKiernon, Delta St.; 1993-Nadine Schmidt, North Dakota St.; 1994-Darci Steere, North Dakota St.; 1995-Kasey Morlock, North Dakota St.; 1996-Kasey Morlock, North Dakota St.; 1997-Jaime Pudenz, North Dakota; 1998-Jenny Crouse, North Dakota; 1999-Jenny Crouse, North Dakota; 2000-Michelle Cottrell, Northern Ky.; 2001-Aprile Powell, Cal Poly Pomona; 2002-Lauri McIntosh, Cal Poly Pomona; 2003-Melissa Pater, South Dakota St.; 2004-Megan Storck, California (Pa.); 2005-Carla Sintra, Washburn; 2006-Julia Braseth, Grand Valley St.; 2007-Kate Lynch, Southern Conn. St.

Individual Records

(Three-game minimum for tournament records and percentages)

POINTS, GAME

46—Sherika Tarpkins, Fort Valley St. (88) vs. Central Ark. (103), 2005.

POINTS, TOURNAMENT

141—Brandi Robinson, Southeastern Okla., 2002 [18 vs. Washburn, 33 vs. Mo. Western St., 21 vs. St. Mary's (Tex.), 29 vs. Florida Tech, 34 vs. South Dakota St., 6 vs. Cal Poly Pomona].

FIELD GOALS, GAME

18—Niki Bracken, Cal Poly Pomona (103) vs. Alas. Anchorage (77), 1988.

FIELD GOALS, TOURNAMENT

55—Jurgita Kausaite, Emporia St., 1998 (10 vs. Central Mo., 15 vs. Abilene Christian, 15 vs. Shippensburg, 10 vs. Francis Marion, 5 vs. North Dakota).

HIGHEST FIELD-GOAL PERCENTAGE, GAME (Minimum 11 Made)

100%—Cathy Gooden, Cal Poly Pomona (88) vs. UC Davis (52), 1988 (11-11); LaTasha Burnett, Cal Poly Pomona (74) vs. Pace (54), 2001 (11-11).

THREE-POINT FIELD GOALS, GAME

9—Jenni Miller, Pittsburg St. (78) vs. Abilene Christian (92), 1997.

THREE-POINT FIELD GOALS, TOURNAMENT

21—Lori Bender, Bentley, 1989 (2 vs. Bridgeport, 5 vs. New Haven, 5 vs. Bloomsburg, 4 vs. Cal Poly Pomona, 5 vs. Central Mo.).

HIGHEST THREE-POINT FIELD-GOAL PERCENTAGE, GAME (Minimum Five Made)

100%—Katie Wilder, Humboldt St. (69) vs. Cal St. Chico (83), 2006 (5-5).

HIGHEST THREE-POINT FIELD-GOAL PERCENTAGE, TOURNAMENT (Minimum 10 Made)

64.7%—Mandy Wood, Seattle Pacific, 2004 (11-17; 4-4 vs. UC San Diego, 0-2 vs. Western Wash., 3-3 vs. Cal Poly Pomona, 4-8 vs. Drury).

FREE THROWS MADE, GAME

17—Darcy Fralick, Lake Superior St. (98) vs. Oakland (84), 1994; Kasey Morlock, North Dakota St. (74) vs. Mo. Western St. (67), 1995; Brenda Jones-Begnuad, Ark.-Monticello (80) vs. Delta St. (68), 1998.

FREE THROWS MADE, TOURNAMENT

51—Kasey Morlock, North Dakota St., 1995 (8 vs. Minn. Duluth, 8 vs. South Dakota St., 9 vs. Oakland, 17 vs. Mo. Western St., 9 vs. Portland St.).

HIGHEST FREE-THROW PERCENTAGE, GAME (Minimum 16 Made)

100%—Tracy Wyatt, Glenville St. (62) vs. Cal Poly Pomona (74), 2002 (16-16).

REBOUNDS, GAME

23—Michelle Weakley, Bellarmine (67) vs. Wright St. (80), 1987; Yolanda Griffith, Fla. Atlantic (74) vs. Florida Tech (86), 1993.

REBOUNDS, TOURNAMENT

74—Kami Winger, North Dakota, 1999 [16 vs. Augustana (S.D.), 17 vs. North Dakota St., 10 vs. Kennesaw St., 14 vs. Emporia St., 17 vs. Arkansas Tech].

Team Records

(Three-game minimum for tournament records and percentages)

POINTS, GAME

123—North Dakota St. vs. North Ala. (56), 1994.

POINTS, TOURNAMENT

504—California (Pa.), 2004 [78 vs. Charleston (W.V.), 92 vs. Barton, 74 vs. Glenville St., 96 vs. South Dakota St., 89 vs. Merrimack, 75 vs. Drury].

FIELD GOALS, GAME

51—North Dakota St. (123) vs. North Ala. (56), 1994.

FIELD GOALS, TOURNAMENT

195—California (Pa.), 2004 [30 vs. Charleston (W.V.), 34 vs. Barton, 29 vs. Glenville St., 36 vs. South Dakota St., 37 vs. Merrimack, 29 vs. Drury].

THREE-POINT FIELD GOALS, GAME

18—Oakland (83) vs. Southern Ind. (84), 1996.

THREE-POINT FIELD GOALS, TOURNAMENT

43—Central Ark., 2005 (12 vs. Rollins, 11 vs. Fort Valley St., 6 vs. Henderson St., 11 vs. Shaw, 3 vs. Washburn).

HIGHEST THREE-POINT FIELD-GOAL PERCENTAGE, GAME (Minimum Five Made)

77.8%—St. Anselm (82) vs. Mass.-Lowell (65), 1991 (7-9); Seattle Pacific (91) vs. UC Davis (82), 1998 (7-9); Francis Marion (85) vs. Wingate (72), 1999 (7-9); Western Wash. (71) vs. Sonoma St. (60), 2002 (7-9).

HIGHEST THREE-POINT FIELD-GOAL PERCENTAGE, TOURNAMENT (Minimum 10 Made)

58.3%—Bentley, 1992 (14-24).

FREE THROWS MADE, GAME

40—North Dakota St. (98) vs. Minn. Duluth (61), 1995.

FREE THROWS MADE, TOURNAMENT

138—Southeastern Okla., 2002 [17 vs. Washburn, 21 vs. Mo. Western St., 22 vs. St. Mary's (Tex.), 31 vs. West Fla., 24 vs. South Dakota St., 23 vs. Cal Poly Pomona].

REBOUNDS, GAME

72—North Dakota St. (89) vs. Cal St. San B'dino (56), 1994.

REBOUNDS, TOURNAMENT

298—North Dakota St., 1994 [56 vs. Augustana (S.D.), 54 vs. South Dakota St., 52 vs. Mo. Western St., 64 vs. North Ala., 72 vs. Cal St. San B'dino].

PERSONAL FOULS, GAME

36—Tuskegee (83) vs. UCF (68), 1983.

Division II All-Tournament Teams

(First player listed on each team was the outstanding player of the championship)

1982—Jackie White, Cal Poly Pomona
Annette Chester, Tuskegee
Carol Welch, Cal Poly Pomona
Brenda McLean, Oakland
Becky Lovett, Mt. St. Mary's

1983—Paris McWhirter, Virginia Union
Barvenia Wooten, Virginia Union
Jackie White, Cal Poly Pomona
Lisa Ulmer, Cal Poly Pomona
Carla Eades, Central Mo.

1984—Carla Eades, Central Mo.
Veta Williams, Virginia Union
Janice Washington, Valdosta St.
Rosie Jones, Central Mo.
Donna Burks, Dayton

1985—Vickie Mitchell, Cal Poly Pomona
Kelley Fraser, Cal Poly Pomona
Sheri Jennum, Cal Poly Pomona
Rosie Jones, Central Mo.
Anita Meadows, Mercer

1986—Debra Larsen, Cal Poly Pomona
Michelle McCoy, Cal Poly Pomona
Vickie Mitchell, Cal Poly Pomona
Janice Woods, North Dakota St.
Pat Smykowski, North Dakota St.
Vincene Morris, Philadelphia U.

1987—Joy Jeter, New Haven
Niki Bracken, Cal Poly Pomona
Michelle McCoy, Cal Poly Pomona
Charlene Taylor, New Haven
Jill Halapin, Pitt.-Johnstown

1988—Jackie Dolberry, Hampton
Venice Frazer, Hampton
Karen Drewry, Hampton
Teresa Tinner, West Tex. A&M
Kristi Kremer, North Dakota St.

1989—Pam Lockett, Delta St.
Jo Lynn Davis, Delta St.
Niki Bracken, Cal Poly Pomona
Lori Bender, Bentley
Tammy Wilson, Central Mo.

1990—Crystal Hardy, Delta St.
Pam Lockett, Delta St.
Tracie Seymour, Bentley
Niki Bracken, Cal Poly Pomona
Debbie Delie, Oakland

1991—Nadine Schmidt, North Dakota St.
Jill DeVries, North Dakota St.
Jerri Wiley, Southeast Mo. St.
Sarita Wesley, Southeast Mo. St.
Kim Penwell, Bentley

1992—Leslie McKiernon, Delta St.
LaTanya Patty, Delta St.
Nadine Schmidt, North Dakota St.
Sherri Stemple, Portland St.
Jody Buck, North Dakota St.
Tracie Seymour, Bentley

1993—Nadine Schmidt, North Dakota St.
Jody Buck, North Dakota St.
Jackie Parsley, North Dakota St.
LaTanya Patty, Delta St.
Jenny Postlewaite, Michigan Tech

1994—Darci Steere, North Dakota St.
Chery'll Few, Cal St. San B'dino
Kasey Morlock, North Dakota St.
Jenni Rademacher, North Dakota St.
Kim Young, Cal St. San B'dino

1995—Kasey Morlock, North Dakota St.
Amy Towne, Mo. Western St.
Michelle Doonan, Stonehill
Kim Manifesto, Portland St.
Lori Roufs, North Dakota St.
Kristi Smith, Portland St.

1996—Kasey Morlock, North Dakota St.
Lori Roufs, North Dakota St.
Jenni Rademacher, North Dakota St.
Jennifer Clarkson, Abilene Christian
Caroline Omamo, Abilene Christian

1997—Jaime Pudenz, North Dakota
Jenny Crouse, North Dakota
Kelli Britz, North Dakota
LeeAnn Freeland, North Dakota
Eileen Weber, Southern Ind.
Jennifer Gross, UC Davis

1998—Jenny Crouse, North Dakota
Mandy Arndtson, North Dakota
Jaime Pudenz, North Dakota
Jurgita Kausaite, Emporia St.
Aneta Kausaite, Emporia St.
Jennifer Barbson, Francis Marion

1999—Jenny Crouse, North Dakota
Katie Richards, North Dakota
Jamie Pudenz, North Dakota
Khelli Mullen, Arkansas Tech
Jurgita Kausaite, Emporia St.

2000—Michelle Cottrell, Northern Ky.
Michele Tuchfarber, Northern Ky.
Jayne Boeddeker, North Dakota St.
Jayne Even, North Dakota St.
Caroline Boclair, Delta St.
Celeste Hill, Western Wash.

2001—Aprile Powell, Cal Poly Pomona
LaTasha Burnett, Cal Poly Pomona
Jenny Boll, North Dakota
Mandy Arndtson, North Dakota
Jessie Gordon, Shippensburg

2002—Lauri McIntosh, Cal Poly Pomona
Aprile Powell, Cal Poly Pomona
Brandi Robinson, Southeastern Okla.
Amanda Mortlette, Glenville St.
Tracy Wyatt, Glenville St.

2003—Melissa Pater, South Dakota St.
Heather Sieler, South Dakota St.
Sharell Snardon, Northern Ky.
Carone Harris, Central Ark.
Keri Flynn, Bentley

2004—Megan Storck, California (Pa.)
Sara McKinney, California (Pa.)
Jill Curry, Drury
Amanda Newton, Drury
Kara Rutledge, Drury

2005—Carla Sintra, Washburn
Lora Westling, Washburn
Juwanna Rivers, Washburn
Amy Taylor, Seattle Pacific
Carone Harris, Central Ark.

2006—Julia Braseth, Grand Valley St.
Niki Reams, Grand Valley St.
Krystal Pressley, American Int'l
Sharmion Selman, American Int'l
Michelle Stueve, Emporia St.

2007—Kate Lynch, Southern Conn. St.
LaShauna Jones, Southern Conn. St.
Shamika Jackson, Southern Conn. St.
Katie Schrader, Fla. Gulf Coast
Steffi Sorensen, Fla. Gulf Coast

Won-Lost Records in Tournament Play

Team (Years Participated)	Yrs.	Won	Lost	Pct.	1st	2nd	3rd	4th
Abilene Christian (1985-88-89-95-96-97-98-99-2005)	9	9	9	.500	0	0	1	0
Adelphi (1987-2002-04)	3	1	3	.250	0	0	0	0
Air Force (1985-90)	2	0	2	.000	0	0	0	0
Alabama A&M (1984-91-97)	3	0	3	.000	0	0	0	0
Alas. Anchorage (1986-88-89-92-2000-07)	6	3	6	.333	0	0	0	0
Alas. Fairbanks (2001)	1	1	1	.500	0	0	0	0
Albany St. (Ga.) (1987-89-90-96-98)	5	1	5	.167	0	0	0	0
Alderson-Broaddus (1998)	1	0	1	.000	0	0	0	0
American Int'l (1995-96-2000-01-02-04-05-06-07)	9	12	9	.571	0	1	0	0
Anderson (S.C.) (2004-05-06-07)	4	5	4	.556	0	0	0	0
Angelo St. (1994-2002-03-04-05-06-07)	7	2	7	.222	0	0	0	0
Ark.-Monticello (1998)	1	2	1	.667	0	0	0	0
Arkansas Tech (1998-99-2000-01-02-03-07)	7	12	7	.632	0	1	0	0
Army (1984-88)	2	2	2	.500	0	0	0	0
Armstrong Atlantic (2003-04)	2	1	2	.333	0	0	0	0
Ashland (2004-06)	2	1	2	.333	0	0	0	0
Assumption (2000-02)	2	1	2	.333	0	0	0	0
Augusta St. (2003-04)	2	3	2	.600	0	0	0	0
Augustana (S.D.) (1990-91-92-93-94-97-99-2006-07)	9	3	9	.250	0	0	0	0
Barry (1991-2001)	2	2	2	.500	0	0	0	0
Barton (2004-06-07)	3	1	3	.250	0	0	0	0
Bellarmine (1986-87-90-91-93-94-96-97-99-2003-04-05-07)	13	11	14	.440	0	0	0	1
Belmont Abbey (1998-99-2000-01-02)	5	1	5	.167	0	0	0	0
Benedict (2004-07)	2	0	2	.000	0	0	0	0
Bentley (1982-83-84-85-87-88-89-90-91-92-93-94-95-96-97-98-99-2000-01-02-03-04-05-07)	24	44	27	.620	0	1	3	3

Team (Years Participated)	Yrs.	Won	Lost	Pct.	1st	2nd	3rd	4th
Binghamton (1999)	1	0	1	.000	0	0	0	0
Bloomsburg (1989-90-91-92-98-2001)	6	6	6	.500	0	0	0	0
Bowie St. (1996-97-98-99)	4	4	4	.500	0	0	0	0
Bridgeport (1989-95-96-2005)	4	1	4	.200	0	0	0	0
Bryant (1986-88-89-96-2004-05)	6	2	6	.250	0	0	0	0
Butler (1983)	1	0	1	.000	0	0	0	0
C.W. Post (1983-2001)	2	1	2	.333	0	0	0	0
UC Davis (1986-88-90-91-92-93-94-95-96-97-98-99)	12	11	12	.478	0	0	1	0
UC Riverside (1993-95-96)	3	0	3	.000	0	0	0	0
UC San Diego (2004-06-07)	3	4	3	.571	0	0	1	0
Cal Poly Pomona (1982-83-84-85-86-87-88-89-90-91-92-93-97-98-99-2000-01-02-04-05)	20	48	15	.762	5	3	1	0
Cal St. Bakersfield (2001-02-03-04-05-06)	6	6	6	.500	0	0	0	0
Cal St. Chico (1987-88-96-2003-04-05-06-07)	8	10	8	.556	0	0	1	0
Cal St. Dom. Hills (1995-96-2005-07)	4	1	4	.200	0	0	0	0
Cal St. East Bay (1989)	1	0	1	.000	0	0	0	0
Cal St. L.A. (2006)	1	0	1	.000	0	0	0	0
Cal St. Northridge (1986-89)	2	2	2	.500	0	0	0	0
Cal St. San B'dino (1994-98-2007)	3	5	3	.625	0	1	0	0
Cal St. Stanislaus (1990-91-2003)	3	1	3	.250	0	0	0	0
California (Pa.) (2002-03-04-05-06-07)	6	12	5	.706	1	0	1	0
Cameron (2002)	1	1	1	.500	0	0	0	0
Canisius (1983)	1	1	1	.500	0	0	0	0
Carson-Newman (1995-98-2005-07)	4	2	4	.333	0	0	0	0
Catawba (2001-03-04)	3	0	3	.000	0	0	0	0
Central Ark. (1996-2002-03-04-05)	5	10	5	.667	0	0	1	0
Central Conn. St. (1986)	1	1	1	.500	0	0	0	0
UCF (1983-84)	2	0	2	.000	0	0	0	0
Central Mo. (1983-84-85-86-87-88-89-90-91-93-97-98-2000-05-06)	15	19	15	.559	1	1	1	1
Central Wash. (2000-01-03)	3	0	3	.000	0	0	0	0
Chadron St. (1995)	1	0	1	.000	0	0	0	0
Chapman (1982-83-84-85)	4	4	4	.500	0	0	0	0
Charleston (W.V.) (1998-2004-05-06)	4	6	4	.600	0	0	0	0
Christian Bros. (2004)	1	0	1	.000	0	0	0	0
Clarion (1991-92-93-94-95-2005)	6	6	6	.500	0	0	0	0
Clark Atlanta (1982-85-86-99)	4	1	4	.200	0	0	0	0
Clayton St. (2005-06-07)	3	6	3	.667	0	0	1	0
Colorado St.-Pueblo (2006)	1	0	1	.000	0	0	0	0
Columbus St. (1998-2000-01-03-05-07)	6	9	6	.600	0	0	4	0
Concordia-St. Paul (2003-04-05-06-07)	5	5	5	.500	0	0	0	0
Dayton (1983-84)	2	4	2	.667	0	0	1	0
Delta St. (1986-87-88-89-90-91-92-93-95-96-97-98-99-2000-01-02-04-06-07)	19	42	17	.712	3	1	2	1
Denver (1993-95)	2	0	2	.000	0	0	0	0
Dist. Columbia (1988-89-95)	3	2	3	.400	0	0	0	0
Dowling (2003)	1	0	1	.000	0	0	0	0
Drury (2003-04-05-06-07)	5	13	5	.722	0	1	0	0
East Stroudsburg (1994-95)	2	1	2	.333	0	0	0	0
Edinboro (1990-92-93-97-98-2006)	6	5	6	.455	0	0	0	0
Elizabeth City St. (2007)	1	0	1	.000	0	0	0	0
Emporia St. (1997-98-99-2000-01-03-04-05-06-07)	10	17	10	.630	0	1	0	0
Fairmont St. (2005)	1	1	1	.500	0	0	0	0
Fayetteville St. (1997-2001-03-05)	4	2	4	.333	0	0	0	0
Ferris St. (2000-04-07)	3	2	3	.400	0	0	0	0
Fla. Atlantic (1989-90-91-93)	4	1	4	.200	0	0	0	0
Fla. Gulf Coast (2006-07)	2	6	2	.750	0	1	0	0
Florida Int'l (1983-86-87)	3	1	3	.250	0	0	0	0
Fla. Southern (1994-95-96-98-99-2000-01-03)	8	4	8	.333	0	0	0	0
Florida Tech (1992-93-97-2002-05-07)	6	3	6	.333	0	0	0	0
Fort Hays St. (2005)	1	0	1	.000	0	0	0	0
Fort Lewis (2004)	1	0	1	.000	0	0	0	0
Fort Valley St. (1982-88-92-93-95-96-97-99-2000-01-02-03-04-05-06)	15	7	15	.318	0	0	0	0
Francis Marion (1997-98-99-2000-01)	5	8	5	.615	0	0	1	0
Franklin Pierce (1992-93-98-99)	4	1	4	.200	0	0	0	0
Gannon (1988-2000-01-02-07)	5	2	5	.286	0	0	0	0
Gardner-Webb (1996)	1	0	1	.000	0	0	0	0
Glenville St. (2002-03-04-05-06-07)	6	12	6	.667	0	0	1	0
GCSU (1996-97-2002-04-06-07)	6	5	6	.455	0	0	0	0
Grand Canyon (1997-2004)	2	0	2	.000	0	0	0	0
Grand Valley St. (1988-90-98-99-2003-05-06-07)	8	11	7	.611	1	0	0	0
Hampton (1985-86-87-88-89-91)	6	10	5	.667	1	0	1	0
Henderson St. (2003-04-05-06)	4	10	4	.714	0	0	1	0
High Point (1997)	1	2	1	.667	0	0	0	0
Hillsdale (2002-03)	2	1	2	.333	0	0	0	0
Holy Family (2004-05-06-07)	4	2	4	.333	0	0	0	0
Howard Payne (1984)	1	0	1	.000	0	0	0	0
Humboldt St. (1995-2006)	2	0	2	.000	0	0	0	0
Indiana (Pa.) (1988-99-2000-07)	4	4	4	.500	0	0	0	0
IPFW (1990-92-96)	3	0	3	.000	0	0	0	0
Indianapolis (1993-95-2003-04-05)	5	3	5	.375	0	0	0	0
Jacksonville St. (1988-89-90-91-93)	5	5	5	.500	0	0	0	0
Johnson C. Smith (1985-92-2006)	3	0	3	.000	0	0	0	0
Keene St. (1990)	1	0	1	.000	0	0	0	0
Kennesaw St. (1997-99-2000)	3	6	3	.667	0	0	0	0
Kentucky St. (1997)	1	1	1	.500	0	0	0	0
Kutztown (1996)	1	0	1	.000	0	0	0	0

Team (Years Participated)	Yrs.	Won	Lost	Pct.	1st	2nd	3rd	4th
Lake Superior St. (1986-88-94-96-2002-03-04-05-06)	9	6	9	.400	0	0	0	0
Lander (1999-2000-04)	3	0	3	.000	0	0	0	0
Le Moyne (2002)	1	0	1	.000	0	0	0	0
Lewis (1984-85-98-2005-06-07)	6	2	6	.250	0	0	0	0
Lincoln Memorial (2003)	1	0	1	.000	0	0	0	0
Livingstone (2000)	1	0	1	.000	0	0	0	0
Lock Haven (1989-90-91)	3	4	3	.571	0	0	0	0
Longwood (1995-96-97-2003)	4	2	4	.333	0	0	0	0
Mars Hill (1996-2002)	2	2	2	.500	0	0	0	0
Mass.-Lowell (1991-93-94-95-97-98-2000-03)	8	2	8	.200	0	0	0	0
Mercer (1985)	1	2	1	.667	0	0	1	0
Mercy (1985)	1	0	1	.000	0	0	0	0
Mercyhurst (1994-95)	2	2	2	.500	0	0	0	0
Merrimack (2003-04-05)	3	9	3	.750	0	0	2	0
Mesa St. (2002)	1	0	1	.000	0	0	0	0
Metro St. (1996-98-2005-07)	4	0	4	.000	0	0	0	0
Michigan Tech (1991-92-93-94-95-97-98-99-2000-01-05-06)	12	10	12	.455	0	0	1	0
Midwestern St. (2001-03)	2	0	2	.000	0	0	0	0
Millersville (1984-87-99-2000-02-03-05)	7	5	7	.417	0	0	0	0
Minn. Duluth (1995-96-99-2000-01-03-04-05)	8	7	8	.467	0	0	0	0
Minn. St. Mankato (1986)	1	0	1	.000	0	0	0	0
Minn. St. Moorhead (2005-07)	2	0	2	.000	0	0	0	0
Mississippi-Women (1985)	1	0	1	.000	0	0	0	0
Mo.-Rolla (1996)	1	0	1	.000	0	0	0	0
Mo.-St. Louis (2000)	1	1	1	.500	0	0	0	0
Mo. Southern St. (1993-94-96)	3	2	3	.400	0	0	0	0
Mo. Western St. (1994-95-97-98-99-2000-01-02-03-04-07)	11	10	11	.476	0	0	1	0
Mont. St.-Billings (1987-94-96-97-98-99-2000-02-03-05-07)	11	5	11	.313	0	0	0	0
Mt. St. Mary's (1982-83-84-85-86-87-88)	7	5	7	.417	0	0	1	0
Neb.-Kearney (1996-97-98-99-2000-01-02-03-04-07)	10	5	10	.333	0	0	0	0
Neb.-Omaha (1982-87-92)	3	0	3	.000	0	0	0	0
New Haven (1986-87-88-89-2003-06-07)	7	7	6	.538	1	0	0	0
Newberry (2005-06-07)	3	0	3	.000	0	0	0	0
Norfolk St. (1982-83-86-91-92-93-94-95)	8	9	9	.500	0	0	0	1
North Ala. (1984-85-91-94)	4	6	4	.600	0	0	1	0
UNC Greensboro (1991)	1	1	1	.500	0	0	0	0
N.C. Central (1984-2001-02-06-07)	5	5	5	.500	0	0	0	0
North Dakota (1984-85-88-90-91-92-93-94-95-96-97-98-99-2000-01-02-03-04-05-06-07)	21	36	18	.667	3	1	0	0
North Dakota St. (1986-87-88-89-90-91-92-93-94-95-96-97-98-99-2000-01-03-04)	18	47	13	.783	5	3	1	0
North Fla. (2003-04)	2	3	2	.600	0	0	0	0
Northeastern St. (2003-04-05-06)	4	2	4	.333	0	0	0	0
Northern Colo. (1995-96-97-98-2000)	5	2	5	.286	0	0	0	0
Northern Ky. (1982-85-86-87-88-89-91-92-99-2000-01-02-03-04-06-07)	16	20	15	.571	1	1	2	0
Northern Mich. (1989-91-92-95-96-97-98-99-2000-01-02)	11	12	11	.522	0	0	1	0
Northern St. (1997-98-2000-06)	4	3	4	.429	0	0	0	0
Northwest Mo. St. (1984-90-2004-07)	4	1	4	.200	0	0	0	0
Northwest Nazarene (2003-06)	2	1	2	.333	0	0	0	0
Oakland (1982-83-89-90-94-95-96-97)	8	10	10	.500	0	0	0	2
Pace (1985-86-89-90-91-92-94-2000-01-02-05-06-07)	13	7	13	.350	0	0	0	0
Paine (2005-06)	2	0	2	.000	0	0	0	0
Pfeiffer (2003-07)	2	0	2	.000	0	0	0	0
Philadelphia U. (1986-89-93-97-98-2001)	6	3	6	.333	0	0	1	0
Phila. Sciences (2004-06)	2	0	2	.000	0	0	0	0
Pittsburg St. (1992-93-95-97-98)	5	0	5	.000	0	0	0	0
Pitt.-Johnstown (1982-87-88-90-91-92-93-96-99-2001-03-04-07)	13	11	13	.458	0	0	1	0
Portland St. (1992-93-94-95-96)	5	12	5	.666	0	1	1	0
Presbyterian (1994-95-98-99-2000-02)	6	1	6	.143	0	0	0	0
Quincy (2003-04-05-06)	4	7	4	.636	0	0	0	0
Quinnipiac (1984-85-86)	3	3	3	.500	0	0	0	0
Regis (Colo.) (2002-03-05-06-07)	5	1	5	.167	0	0	0	0
Rollins (1995-96-99-2000-01-03-04-05-06-07)	10	4	10	.286	0	0	0	0
Saginaw Valley (1993-97)	2	1	2	.333	0	0	0	0
St. Andrews (2007)	1	0	1	.000	0	0	0	0
St. Anselm (1990-91-94-95-97-99)	6	4	6	.400	0	0	0	0
St. Augustine's (1992-93)	2	0	2	.000	0	0	0	0
St. Cloud St. (1983-84-85-87-88-89-90-2001-05-06)	10	15	10	.600	0	0	1	0
St. Joseph's (Ind.) (1988-89-90-92-95)	5	7	5	.583	0	0	0	0
St. Martin's (2005)	1	1	1	.500	0	0	0	0
St. Mary's (Tex.) (2002-03-06)	3	1	3	.250	0	0	0	0
St. Rose (1995-96-97-99-2000-01-05-07)	8	6	8	.429	0	0	0	0
St. Thomas Aquinas (2003)	1	0	1	.000	0	0	0	0
Salem Int'l (1996)	1	2	1	.667	0	0	0	0
San Fran. St. (1982-83-84-85)	4	0	4	.000	0	0	0	0
Savannah St. (1995)	1	0	1	.000	0	0	0	0
Seattle Pacific (1995-97-98-99-2000-01-02-03-04-05-06-07)	12	18	12	.600	0	1	1	0
Shaw (1989-96-2003-04-05-06)	6	8	6	.571	0	0	0	0
Shippensburg (1995-96-97-98-99-2000-01-02)	8	11	8	.579	0	0	1	0
Slippery Rock (1986-96-2000)	3	4	3	.571	0	0	0	0
Sonoma St. (1998-99-2002-04-07)	5	1	5	.167	0	0	0	0
S.C.-Aiken (2002-05)	2	0	2	.000	0	0	0	0
S.C. Upstate (1993-94-95-2006)	4	2	4	.333	0	0	0	0
South Dakota (1983-84-85-89-2003-04-07)	7	3	7	.300	0	0	0	0
South Dakota St. (1988-92-94-95-96-99-2002-03-04)	9	17	8	.680	1	0	1	0

Team (Years Participated)	Yrs.	Won	Lost	Pct.	1st	2nd	3rd	4th
Southeast Mo. St. (1983-84-86-87-88-89-90-91)	8	6	8	.429	0	1	0	0
Southeastern Okla. (2001-02)	2	5	2	.714	0	1	0	0
Southern Conn. St. (1983-2003-05-06-07)	5	12	4	.750	1	0	1	0
SIU Edwardsville (1998-99-2001-07)	4	1	4	.200	0	0	0	0
Southern Ind. (1995-96-97-98-2001-02-04)	7	8	7	.533	0	1	0	0
Southern N.H. (1988-90)	2	0	2	.000	0	0	0	0
Southwest Baptist (1996-98-99-2000-01)	5	3	5	.375	0	0	0	0
Southwest Minn. St. (2001-02)	2	2	2	.500	0	0	0	0
Springfield (1982)	1	1	1	.500	0	0	0	0
Stonehill (1983-85-87-88-91-92-93-94-95-96-97-98-99-2003-04-06-07)	17	14	18	.438	0	0	0	1
Tampa (1994-2000-03-06-07)	5	1	5	.167	0	0	0	0
Tarleton St. (2006)	1	0	1	.000	0	0	0	0
Tex. A&M-Commerce (2007)	1	3	1	.750	0	0	0	0
Tex. A&M-Kingsville (1983-2000-01)	3	3	3	.500	0	0	0	0
Truman (1982-99)	2	2	2	.500	0	0	0	0
Tuskegee (1982-83-2005)	3	4	3	.571	0	1	0	0
Utica (1984-85)	2	2	2	.500	0	0	0	0
Valdosta St. (1983-84-95-97-2005-07)	6	6	6	.500	0	0	1	0
Virginia St. (1987-88-89-90-2002)	5	3	5	.375	0	0	0	0
Virginia Union (1982-83-84-98-2004)	5	10	4	.714	1	1	0	0
Washburn (1991-92-93-94-95-2002-03-04-05-06-07)	11	19	10	.655	1	0	0	0
Wayne St. (Mich.) (2003)	1	0	1	.000	0	0	0	0
Wayne St. (Neb.) (2006)	1	0	1	.000	0	0	0	0
West Ala. (2002-04)	2	1	2	.333	0	0	0	0
West Chester (1997-2001-03)	3	1	3	.250	0	0	0	0
West Fla. (1998-2006)	2	2	2	.500	0	0	0	0
West Ga. (1989-90-91-92-94)	5	2	4	.333	0	0	0	0
West Liberty St. (1997-99-2000-01-02-03-04-06)	8	1	8	.111	0	0	0	0
West Tex. A&M (1987-88-89-90-91-92-95-96-97-99-2000-04-05-06-07)	15	18	15	.545	0	1	0	0
West Virginia St. (2004)	1	0	1	.000	0	0	0	0
Western N.M. (1997)	1	1	1	.500	0	0	0	0
Western Wash. (1999-2000-01-02-03-04-05-06-07)	9	9	9	.500	0	0	1	0
Wheeling Jesuit (2005-06)	2	1	2	.333	0	0	0	0
Wingate (1994-95-96-97-99-2001-05-06-07)	9	11	9	.550	0	0	0	0
Wis.-Parkside (2005)	1	0	1	.000	0	0	0	0
Wright St. (1987)	1	1	1	.500	0	0	0	0

(Note: From 1983-88 and 1998-present, no third-place game was played. Losing semifinalists are credited with third place. In 1982 and from 1989-97, a third-place game was played.)

All-Time Results

1982 First Round: Springfield 68, Bentley 57; Tuskegee 67, Clark Atlanta 54; Chapman 49, Truman 46; Oakland 77, Northern Ky. 75; Norfolk St. 81, Pitt.-Johnstown 80 (ot); Mt. St. Mary's 71, Virginia Union 51; Fort Valley St. 75, Neb.-Omaha 74; Cal Poly Pomona 81, San Fran. St. 60. **Second Round:** Tuskegee 66, Springfield 61; Oakland 73, Chapman 61; Mt. St. Mary's 82, Norfolk St. 64; Cal Poly Pomona 95, Fort Valley St. 80. **Semifinals:** Tuskegee 88, Oakland 82; Cal Poly Pomona 71, Mt. St. Mary's 58. Third Place: Mt. St. Mary's 73, Oakland 62. **Championship:** Cal Poly Pomona 93, Tuskegee 74.

1983 First Round: Bentley 64, Stonehill 62; C.W. Post 60, Florida Int'l 59; Dayton 71, Butler 69; Chapman 91, San Fran. St. 64; Tuskegee 83, UCF 68; Virginia Union 78, Norfolk St. 66; Tex. A&M-Kingsville 81, South Dakota 71. **Regional Championships:** Southern Conn. St. 60, Bentley 53; Canisius 71, C.W. Post 59; Dayton 73, Oakland 72; Cal Poly Pomona 76, Chapman 64; Valdosta St. 106, Tuskegee 81; Virginia Union 88, Mt. St. Mary's 79; Central Mo. 71, Southeast Mo. St. 50; St. Cloud St. 74, Tex. A&M-Kingsville 57. **Quarterfinals:** Southern Conn. St. 63, Canisius 60; Cal Poly Pomona 90, Dayton 66; Virginia Union 75, Valdosta St. 65; Central Mo. 65, St. Cloud St. 63. **Semifinals:** Cal Poly Pomona 60, Southern Conn. St. 56; Virginia Union 75, Central Mo. 72. **Championship:** Virginia Union 73, Cal Poly Pomona 60.

(Note: Abilene Christian forfeited a first-round game to Southeast Missouri State.)

1984 First Round: Bentley 61, UCF 44; Virginia Union 75, N.C. Central 51; Northwest Mo. St. 81, Lewis 63; South Dakota 49, North Dakota 48; North Ala. 78, Alabama A&M 59; Utica 66, Millersville 58; Southeast Mo. St. 88, Howard Payne 50; Chapman 75, San Fran. St. 60. **Regional Championships:** Quinnipiac 71, Bentley 50; Virginia Union 59, Mt. St. Mary's 58; Dayton 97, Northwest Mo. St. 69; St. Cloud St. 66, South Dakota 55; Valdosta St. 81, North Ala. 76; Army 59, Utica 53; Central Mo. 76, Southeast Mo. St. 64; Chapman 69, CalPoly Pomona 60. **Quarterfinals:** Virginia Union 72, Quinnipiac 67; Dayton 80, St. Cloud St. 56; Valdosta St. 92, Army 65; Central Mo. 77, Chapman 59. **Semifinals:** Virginia Union 71, Dayton 59; Central Mo. 74, Valdosta St. 70. **Championship:** Central Mo. 80, Virginia Union 73.

1985 First Round: Bentley 67, Stonehill 52; North Ala. 89, Mississippi-Women 77; Abilene Christian 82, Air Force 61; Clark Atlanta 64, Lewis 63; Utica 71, Mercy 62; Mt. St. Mary's 77, Johnson C. Smith 59; St. Cloud St. 66, North Dakota 46; Cal Poly Pomona 78, San Fran. St. 39. **Regional Championships:** Quinnipiac 74, Bentley 58; Mercer 90, North Ala. 86 (ot); Central Mo. 76, Abilene Christian 57; Northern Ky. 81, Clark Atlanta 69; Pace 66, Utica 63; Hampton 81, Mt. St. Mary's 74; St. Cloud St. 56, South Dakota 55; Cal Poly Pomona 63, Chapman 54. **Quarterfinals:** Mercer 86, Quinnipiac 76; Central Mo. 79, Northern Ky. 63; Hampton 90, Pace 82 (ot); Cal Poly Pomona 71, St. Cloud St. 59. **Semifinals:** Central Mo. 82, Mercer 79; Cal Poly Pomona 91, Hampton 51. **Championship:** Cal Poly Pomona 80, Central Mo. 69.

1986 First Round: Quinnipiac 62, New Haven 60; Slippery Rock 74, Pace 72; Southeast Mo. St. 80, Alas. Anchorage 65; North Dakota St. 81, Bryant 63; Bellarmine 69, Northern Ky. 52; Cal St. Northridge 68, UC Davis 57; Hampton 73, Norfolk St. 60; Delta St. 100, Clark Atlanta 54. **Regional Championships:** Central Conn. St. 87, Quinnipiac 63; Philadelphia U. 73, Slippery Rock 60; Central Mo. 65, Southeast Mo. St. 64; North Dakota St. 67, Minn. St. Mankato 62; Bellarmine 67, Lake Superior St. 54; Cal Poly Pomona 66, Cal St. Northridge 46; Hampton 86, Mt. St. Mary's 83; Delta St. 93, Florida Int'l 64. **Quarterfinals:** Philadelphia U. 84, Central Conn. St. 66; North Dakota St. 77, Central Mo. 60; Cal Poly Pomona 83, Bellarmine 49; Delta St. 82, Hampton 61. **Semifinals:** North Dakota St. 77, Philadelphia U. 61; Cal Poly Pomona 71, Delta St. 68. **Championship:** Cal Poly Pomona 70, North Dakota St. 63.

1987 First Round: Stonehill 52, Bentley 49; Mt. St. Mary's 88, Virginia St. 75; Wright St. 80, Bellarmine 67; Central Mo. 64, Southeast Mo. St. 62; Cal St. Chico 76, Mont. St.-Billings 67; St. Cloud St. 68, Neb.-Omaha 60; Millersville 73, Adelphi 63; Florida Int'l 76, Albany St. (Ga.) 53. **Regional Championships:** New Haven 72, Stonehill 64; Hampton 80, Mt. St. Mary's 65; Northern Ky. 74, Wright St. 63; West Tex. A&M 67, Central Mo. 57; Cal Poly Pomona 56, Cal St. Chico 44; North Dakota St. 67, St. Cloud St. 65; Pitt.-Johnstown 59, Millersville 58; Delta St. 75, Florida Int'l 73 (ot). **Quarterfinals:** New Haven 65, Hampton 63; Northern Ky. 64, West Tex. A&M 55; Cal Poly Pomona 77, North Dakota St. 67; Pitt.-Johnstown 68, Delta St. 63. **Semifinals:** New Haven 77, Northern Ky. 74 (ot); Cal Poly Pomona 72, Pitt.-Johnstown 70. **Championship:** New Haven 77, Cal Poly Pomona 75.

1988 First Round: New Haven 85, Stonehill 69; Bentley 69, Southern N.H. 52; Jacksonville St. 79, Fort Valley St. 70; Delta St. 98, Bryant 65; Cal Poly Pomona 88, UC Davis 52; Alas. Anchorage 87, Cal St. Chico 71; Central Mo. 70, Abilene Christian 58; West Tex. A&M 64, Southeast Mo. St. 61; Pitt.-Johnstown 108, Indiana (Pa.) 55; Army 68, Gannon 53; Hampton 58, Dist. Columbia 50; Virginia St. 87, Mt. St. Mary's 72; North Dakota St. 77, St. Cloud St. 57; South Dakota St. 76, North Dakota 60; St. Joseph's (Ind.) 70, Grand Valley St. 61; Lake Superior St. 77, Northern Ky. 76 (2 ot). **Regional Championships:** New Haven 50, Bentley 49; Delta St. 64, Jacksonville St. 54; Cal Poly Pomona 103, Alas. Anchorage 77; West Tex. A&M 61, Central Mo. 46; Pitt.-Johnstown 71, Army 66; Hampton 73, Virginia St. 58; North Dakota St. 91, South Dakota St. 77; St. Joseph's (Ind.) 65, Lake Superior St. 63. **Quarterfinals:** Delta St. 97, New Haven 70; West Tex. A&M 73, Cal Poly Pomona 56; Hampton 80, Pitt.-Johnstown 74; North Dakota St. 87, St. Joseph's (Ind.) 74. **Semifinals:** West Tex. A&M 77, Delta St. 56; Hampton 72, North Dakota St. 63. **Championship:** Hampton 65, West Tex. A&M 48.

1989 First Round: Bloomsburg 63, Pace 61; Lock Haven 69, Philadelphia U. 63; New Haven 94, Bryant 71; Bentley 88, Bridgeport 68; Cal Poly Pomona 82, Cal St. East Bay 69; Cal St. Northridge 68, Fla. Atlantic 54; Oakland 95, Northern Ky. 93 (ot); St. Joseph's (Ind.) 84, Northern Mich. 69; Jacksonville St. 84, West Ga. 81; Delta St. 69, Albany St. (Ga.) 36; Virginia St. 101, Hampton 88; Dist. Columbia 89, Shaw 56; St. Cloud St. 91, Alas. Anchorage 89 (ot); North Dakota St. 72, South Dakota 71 (ot); West Tex. A&M 83, Southeast Mo. St. 70 (2 ot); Central Mo. 88, Abilene Christian 73. **Regional Championships:** Bloomsburg 64, Lock Haven 58; Bentley 76, New Haven 71; Cal Poly Pomona 83, Cal St. Northridge 82 (ot); St. Joseph's (Ind.) 80, Oakland 59; Delta St. 64, Jacksonville St. 48; Dist. Columbia 83, Virginia St. 56; St. Cloud St. 87, North Dakota St. 80; Central Mo. 63, West Tex. A&M 62. **Quarterfinals:** Bentley 73, Bloomsburg 68; Cal Poly Pomona 72, St. Joseph's (Ind.) 63; Delta St. 85, Dist. Columbia 53; Central Mo. 87, St. Cloud St. 71. **Semifinals:** Cal Poly Pomona 84, Bentley 83 (2 ot); Delta St. 94, Central Mo. 73. **Third Place:** Bentley

83, Central Mo. 81. **Championship:** Delta St. 88, Cal Poly Pomona 58.

1990 First Round: Bentley 75, Keene St. 48; St. Anselm 86, Southern N.H. 73; Fla. Atlantic 73, Virginia St. 62; Bellarmine 71, Pace 60; West Tex. A&M 62, Northwest Mo. St. 48; Central Mo. 79, Southeast Mo. St. 68; St. Joseph's (Ind.) 83, Grand Valley St. 72; Oakland 87, IPFW 83; Lock Haven 76, Pitt.-Johnstown 72; Edinboro 82, Bloomsburg 62; Jacksonville St. 77, West Ga. 66; Delta St. 74, Albany St. (Ga.) 42; North Dakota St. 91, St. Cloud St. 74; North Dakota 93, Augustana (S.D.) 78; Cal St. Stanislaus 78, UC Davis 70; Cal Poly Pomona 89, Air Force 63. **Regional Championships:** Bentley 65, St. Anselm 44; Bellarmine 62, Fla. Atlantic 55; Central Mo. 67, West Tex. A&M 63; Oakland 89, St. Joseph's (Ind.) 86; Lock Haven 89, Edinboro 70; Delta St. 92, Jacksonville St. 56; North Dakota 90, North Dakota St. 58; Cal Poly Pomona 59, Cal St. Stanislaus 54. **Quarterfinals:** Bentley 74, Bellarmine 69; Oakland 66, Central Mo. 61; Delta St. 90, Lock Haven 59; Cal Poly Pomona 67, North Dakota 64. **Semifinals:** Bentley 72, Oakland 68; Delta St. 67, Cal Poly Pomona 53. **Third Place:** Cal Poly Pomona 87, Oakland 68. **Championship:** Delta St. 77, Bentley 43.

1991 First Round: Lock Haven 75, Pitt.-Johnstown 70; Clarion 80, Bloomsburg 76; Norfolk St. 88, Pace 47; UNC Greensboro 72, Hampton 63; Cal Poly Pomona 67, Barry 64; UC Davis 64, Cal St. Stanislaus 45; West Tex. A&M 75, Washburn 51; Southeast Mo. St. 80, Central Mo. 65; North Dakota St. 90, Augustana (S.D.) 89; North Dakota 94, Fla. Atlantic 78; Bellarmine 84, Michigan Tech 66; Northern Mich. 67, Northern Ky. 63; Delta St. 107, Alabama A&M 90; Jacksonville St. 81, North Ala. 80; St. Anselm 82, Mass.-Lowell 65; Bentley 79, Stonehill 29. **Regional Championships:** Clarion 77, Lock Haven 70; Norfolk St. 72, UNC Greensboro 62; Cal Poly Pomona 58, UC Davis 56; Southeast Mo. St. 71, West Tex. A&M 70; North Dakota St. 81, North Dakota 59; Bellarmine 78, Northern Mich. 70; Jacksonville St. 71, Delta St. 67; Bentley 86, St. Anselm 73. **Quarterfinals:** Norfolk St. 91, Clarion 69; Southeast Mo. St. 82, Cal Poly Pomona 52; North Dakota St. 87, Bellarmine 64; Bentley 97, Jacksonville St. 92. **Semifinals:** Southeast Mo. St. 85, Norfolk St. 52; North Dakota St. 83, Bentley 76. **Third Place:** Bentley 60, Norfolk St. 58. **Championship:** North Dakota St. 81, Southeast Mo. St. 74.

1992 First Round: St. Joseph's (Ind.) 76, Michigan Tech 66; Northern Mich. 73, Northern Ky. 69; Portland St. 101, Alas. Anchorage 76; UC Davis 69, Cal Poly Pomona 49; North Dakota St. 92, South Dakota St. 58; Augustana (S.D.) 83, Neb.-Omaha 70; Washburn 82, IPFW 67; West Tex. A&M 76, Pittsburg St. 69; Stonehill 96, St. Augustine's 74; Bentley 73, Franklin Pierce 65; Clarion 85, Edinboro 70; Pitt.-Johnstown 93, Pace 50; North Dakota 79, Bloomsburg 50; Norfolk St. 108, Johnson C. Smith 71; Delta St. 97, Florida Tech 70; West Ga. 96, Fort Valley St. 68. **Regional Championships:** St. Joseph's (Ind.) 86, Northern Mich. 74; Portland St. 83, UC Davis 56; North Dakota St. 104, Augustana (S.D.) 69; Washburn 56, West Tex. A&M 54; Bentley 68, Stonehill 60; Pitt.-Johnstown 75, Clarion 73; North Dakota 63, Norfolk St. 48; Delta St. 73, West Ga. 53. **Quarterfinals:** Portland St. 83, St. Joseph's (Ind.) 62; North Dakota St. 79, Washburn 51; Bentley 90, Pitt.-Johnstown 73; Delta St. 63, North Dakota 55. **Semifinals:** North Dakota St. 93, Portland St. 59; Delta St. 68, Bentley 66. **Third Place:** Portland St. 72, Bentley 69. **Championship:** Delta St. 65, North Dakota St. 63.

1993 First Round: Bentley 71, Franklin Pierce 46; Mass.-Lowell 84, Stonehill 78; Norfolk St. 90, Fort Valley St. 76; S.C. Upstate 71, St. Augustine's 69; North Dakota St. 92, Denver 77; Augustana (S.D.) 79, North Dakota 67; Cal Poly Pomona 62, UC Riverside 49; Portland St. 64, UC Davis 61; Clarion 67, Philadelphia U. 64; Pitt.-Johnstown 88, Edinboro 76 (ot); Florida Tech 86, Fla. Atlantic 74; Delta St. 90, Jacksonville St. 61; Mo. Southern St. 82, Pittsburg St. 67; Washburn 77, Central Mo. 67; Saginaw Valley 81, Indianapolis 76; Michigan Tech 92, Bellarmine 73. **Regional Championships:** Bentley 68, Mass.-Lowell 60; Norfolk St. 75, S.C. Upstate 68; North Dakota St. 91, Augustana (S.D.) 82; Cal Poly Pomona 59, Portland St. 51; Pitt.-Johnstown 70, Clarion 64; Delta St. 75, Florida Tech 51; Washburn 75, Mo. Southern St. 62; Michigan Tech 77, Saginaw Valley 58. **Quarterfinals:** Bentley 84, Norfolk St. 66; North Dakota St. 91, Cal Poly Pomona 55; Delta St. 96, Pitt.-Johnstown 63; Michigan Tech 78, Washburn 77 (ot). **Semifinals:** Delta St. 71, Michigan Tech 67; North Dakota St. 79, Bentley 57. **Third Place:** Michigan Tech 74, Bentley 60. **Championship:** North Dakota St. 95, Delta St. 63.

1994 First Round: West Ga. 103, Fla. Southern 74; North Ala. 92, Tampa 83; Pace 78, East Stroudsburg 51; Clarion 87, Mercyhurst 76; South Dakota St. 61, North Dakota 51; North Dakota St. 82, Augustana (S.D.) 59; Mo. Western St. 66, Washburn 62; Mo. Southern St. 75, Angelo St. 72 (ot); Cal St. San B'dino 85, UC Davis 62; Portland St. 90, Mont. St.-Billings 54; Stonehill 96, St. Anselm 89; Bentley 76, Mass.-Lowell 63; Norfolk St. 82, S.C. Upstate 66; Wingate 64, Presbyterian 63; Bellarmine 59, Michigan Tech 54; Lake Superior St. 98, Oakland 84. **Regional Championships:** North Ala. 64, West Ga. 63; Clarion 71, Pace 67; North Dakota St. 82, South Dakota St. 52; Mo. Western St. 75, Mo. Southern St. 73; Cal St. San B'dino 79, Portland St. 69; Stonehill 81, Bentley 64; Norfolk St. 83, Wingate 80 (ot); Bellarmine 77, Lake Superior St. 74. **Quarterfinals:** North Ala. 75, Clarion 69; North Dakota St. 91, Mo. Western St. 74; Cal St. San B'dino 82, Stonehill 71; Bellarmine 92, Norfolk St. 80. **Semifinals:** North Dakota St. 123, North Ala. 56; Cal St. San B'dino 77, Bellarmine 55. **Third Place:** North Ala. 79, Bellarmine 75. **Championship:** North Dakota St. 89, Cal St. San B'dino 56.

1995 First Round: Cal St. Dom. Hills 57, UC Riverside 53; Seattle Pacific 99, Humboldt St. 88; Wingate 77, Carson-Newman 64; Longwood 78, Presbyterian 72; Shippensburg 87, Dist. Columbia 81 (ot); East Stroudsburg 80, Clarion 66; American Int'l 78, Mass.-Lowell 66; Bentley 72, Bridgeport 62; South Dakota St. 95, Denver 59; Minn. Duluth 77, Northern Colo. 72; Oakland 86, St. Joseph's (Ind.) 78; Northern Mich. 91, Indianapolis 71; Delta St. 89, Savannah St. 67; Fort Valley St. 75, Rollins 55; West Tex. A&M 86, Chadron St. 75; Abilene Christian 99, Pittsburg St. 93. **Regional Semifinals:** UC Davis 52, Cal St. Dom. Hills 42; Portland St. 86, Seattle Pacific 75; Wingate 70, Norfolk St. 68; S.C. Upstate 73, Longwood 53; Mercyhurst 73, Shippensburg 68; St. Rose 85, East Stroudsburg 75; Stonehill 80, American Int'l 60; St. Anselm 79, Bentley 74 (ot); South Dakota St. 78, North Dakota 75; North Dakota St. 98, Minn. Duluth 61; Oakland 88, Southern Ind. 69; Michigan Tech 68, Northern Mich. 55; Valdosta St. 80, Delta St. 75; Fla. Southern 82, Fort Valley St. 75 (ot); Washburn 69, West Tex. A&M 60; Mo. Western St. 79, Abilene Christian 71. **Regional Championships:** Portland St. 82, UC Davis 71; Wingate 82, S.C. Upstate 63; Mercyhurst 55, St. Rose 53; Stonehill 83, St. Anselm 69; North Dakota St. 82, South Dakota St. 68; Oakland 60, Michigan Tech 56; Fla. Southern 77, Valdosta St. 73; Mo. Western St. 73, Washburn 57. **Quarterfinals:** Portland St. 82, Wingate 69; Stonehill 80, Mercyhurst 78; North Dakota St. 87, Oakland 61; Mo. Western St. 79, Fla. Southern 77. **Semifinals:** Portland St. 75, Stonehill 59; North Dakota St. 74, Mo. Western St. 67. **Third Place:** Mo. Western St. 76, Stonehill 66. **Championship:** North Dakota St. 98, Portland St. 85.

1996 First Round: Pitt.-Johnstown 63, Kutztown 52; Salem Int'l 86, Longwood 55; Bowie St. 74, GCSU 59; Wingate 84, Gardner-Webb 78; Neb.-Kearney 83, Mo.-Rolla 60; West Tex. A&M 64, Southwest Baptist 62; Southern Ind. 84, Oakland 83; Lake Superior St. 79, IPFW 71; Central Ark. 68, Fort Valley St. 55; Albany St. (Ga.) 63, Rollins 62; St. Rose 77, American Int'l 61; Bridgeport 82, Bryant 79; North Dakota 71, Metro St. 47; Minn. Duluth 65, Northern Colo. 60; Cal St. Chico 68, UC Riverside 59; Mont. St.-Billings 67, Cal St. Dom. Hills 57. **Regional Semifinals:** Shippensburg 87, Pitt.-Johnstown 77; Salem Int'l 65, Slippery Rock 52; Bowie St. 70, Shaw 61; Wingate 66, Mars Hill 56; Abilene Christian 81, Neb.-Kearney 58; West Tex. A&M 71, Mo. Southern St. 59; Bellarmine 89, Southern Ind. 80; Northern Mich. 64, Lake Superior St. 53; Fla. Southern 97, Central Ark. 93; Delta St. 99, Albany St. (Ga.) 67; St. Rose 68, Stonehill 60; Bentley 87, Bridgeport 71; North Dakota 68, South Dakota St. 55; North Dakota St. 72, Minn. Duluth 52; UC Davis 80, Cal St. Chico 52; Portland St. 83, Mont. St.-Billings 73. **Regional Championships:** Shippensburg 79, Salem Int'l 68; Wingate 85, Bowie St. 56; Abilene Christian 66, West Tex. A&M 39; Northern Mich. 84, Bellarmine 55; Delta St. 96, Fla. Southern 78; Bentley 63, St. Rose 58; North Dakota St. 89, North Dakota 77; Portland St. 70, UC Davis 66. **Quarterfinals:** Shippensburg 78, Wingate 64; Abilene Christian 81, Northern Mich. 76; Delta St. 86, Bentley 69; North Dakota St. 91, Portland St. 65. **Semifinals:** Shippensburg 84, Abilene Christian 81; North Dakota St. 93, Delta St. 72. **Third Place:** Abilene Christian 83, Delta St. 65. **Championship:** North Dakota St. 104, Shippensburg 78.

1997 First Round: Fort Valley St. 70, Valdosta St. 58; Kentucky St. 78, Alabama A&M 63; Michigan Tech 83, Bellarmine 80 (ot); Oakland 83, Saginaw Valley 72; Emporia St. 54, Central Mo. 51; Abilene Christian 92, Pittsburg St. 78; Cal Poly Pomona 69, Mont. St.-Billings 67; Western N.M. 80, Grand Canyon 68; Mass.-Lowell 65, St. Anselm 64; Stonehill 65, Philadelphia U. 50; Fayetteville St. 85, Francis Marion 83; GCSU 96, Wingate 88; Edinboro 87, West Liberty St. 75; High Point 80, Longwood 64; Northern St. 68, Augustana (S.D.) 65; Neb.-Kearney 82, Northern Colo. 76 (ot). **Regional Semifinals:** Fort Valley St. 67, Florida Tech 59; Delta St. 83, Kentucky St. 61; Southern Ind. 66, Michigan Tech 48; Northern Mich. 66, Oakland 56; West Tex. A&M 77, Emporia St. 76 (ot); Mo. Western St. 75, Abilene Christian 71; UC Davis 79, Cal Poly Pomona 52; Seattle Pacific 106, Western N.M. 85; Bentley 72, Mass.-Lowell 57; Stonehill 77, St. Rose 60; Kennesaw St. 99, Fayetteville St. 65; Bowie St. 75, GCSU 63; Edinboro 64, West Chester 56; High Point 71, Shippensburg 53; North Dakota 88, Northern St. 76; North Dakota St. 76, Neb.-Kearney 65. **Regional Championships:** Delta St. 81, Fort Valley St. 58; Southern Ind. 78, Northern Mich. 67; West Tex. A&M 92, Mo. Western St. 72; UC Davis 74, Seattle Pacific 69; Bentley 52, Stonehill 41; Kennesaw St. 74, Bowie St. 68; Edinboro 70, High Point 68; North Dakota 73, North Dakota St. 66. **Quarterfinals:** Southern Ind. 70, Delta St. 55; UC Davis 73, West Tex. A&M 70; Bentley 55, Kennesaw St. 48; North Dakota 81, Edinboro 46. **Semifinals:** Southern Ind. 70, UC Davis 62; North Dakota 70, Bentley 48. **Third Place:** UC Davis 76, Bentley 61. **Championship:** North Dakota 94, Southern Ind. 78.

1998 First Round: Cal St. San B'dino 54, Sonoma St. 50; UC Davis 72, Cal Poly Pomona 61; Michigan Tech 60, SIU Edwardsville 47; Grand Valley St. 73, Lewis 58; Northern Colo. 74, Metro St. 64; Northern St. 76, North Dakota St. 73; Philadelphia U. 63, Stonehill 59; Franklin Pierce 57, Mass.-Lowell 48; Columbus St. 92, Carson-Newman 77; Presbyterian 74, Virginia Union 65; West Fla. 70, Albany St. (Ga.) 64; Ark.-Monticello 80, Delta St. 68; Bloomsburg 74, Belmont Abbey 68; Edinboro 81, Charleston (W.V.) 73; Abilene Christian 92, Southwest Baptist 82; Central Mo. 69, Pittsburg St. 56. **Regional Semifinals:** Seattle Pacific 79, Cal St. San B'dino 72; UC Davis 69, Mont. St.-Billings 66; Michigan Tech 94, Southern Ind. 92 (2 ot); Northern Mich. 80, Grand Valley St. 69; North Dakota 96, Northern Colo. 68; Neb.-Kearney 81, Northern St. 78 (ot); St. Rose 102, Philadelphia U. 67; Bentley 77, Franklin Pierce 43; Francis Marion 77, Columbus St. 74; Bowie St. 63, Presbyterian 59; Arkansas Tech 75, West Fla. 53; Ark.-Monticello 77, Fla. Southern 75; Bloomsburg 86, Alderson-Broaddus 81; Shippensburg 88, Edinboro 78; Abilene Christian 86, Mo. Western St. 83 (ot); Emporia St. 77, Central Mo. 49. **Regional Championships:** Seattle Pacific 91, UC Davis 82 (ot); Northern Mich. 74, Michigan Tech 58; North Dakota 79, Neb.-Kearney 68; Bentley 50, St. Rose 49; Francis Marion 62, Bowie St. 52; Arkansas Tech 84, Ark.-Monticello 53; Shippensburg 91, Bloomsburg 62; Emporia St. 95, Abilene Christian 64. **Quarterfinals:** Northern Mich. 86, Seattle Pacific 57; North Dakota 71, Bentley 56; Francis Marion 69, Arkansas Tech 61 (ot); Emporia St. 122, Shippensburg 84. **Semifinals:** North Dakota 79, Northern Mich. 69; Emporia St. 90, Francis Marion 75. **Championship:** North Dakota 92, Emporia St. 76.

1999 First Round: Augustana (S.D.) 66, South Dakota St. 62; Minn. Duluth 66, Neb.-Kearney 65 (ot); Wingate 77, Presbyterian 76; Kennesaw St. 69, Lander 39; West Tex. A&M 68, Southwest Baptist 65; Truman 94, Abilene Christian 79; St. Anselm 59, Franklin Pierce 51; Stonehill 65, Binghamton 64; Western Wash. 77, Seattle Pacific 69 (ot); Cal Poly Pomona 53, Sonoma St. 50; Delta St. 88, Clark Atlanta 69; Arkansas Tech 62, Fla. Southern 59; Belmont Abbey 77, West Liberty St. 64; Millersville 75, Pitt.-Johnstown 71; SIU Edwardsville 67, Northern Mich. 61; Grand Valley St. 70, Bellarmine 57. **Regional Semifinals:** North Dakota 84, Augustana (S.D.) 62; North Dakota St. 61, Minn. Duluth 50; Francis Marion 85, Wingate 72; Kennesaw St. 81, Bowie St. 70; Emporia St. 99, West Tex. A&M 61; Truman 78, Mo. Western St. 68; Bentley 64, St. Anselm 57; St. Rose 60, Stonehill 37; Mont. St.-Billings 70, Western Wash. 48; UC Davis 67, Cal Poly Pomona 59; Fort Valley St. 81, Delta St. 68; Arkansas Tech 79, Rollins 64; Shippensburg 86, Belmont Abbey 62; Indiana (Pa.) 69, Millersville 59; Michigan Tech 87, SIU Edwardsville 73; Northern Ky. 85, Grand Valley St. 67. **Regional Championships:** North Dakota 83, North Dakota St. 60; Kennesaw St. 76, Francis Marion 72; Emporia St. 110, Truman 93; Bentley 54, St. Rose 48; Mont. St.-Billings 70, UC Davis 62; Arkansas Tech 63, Fort Valley St. 52; Indiana (Pa.) 85, Shippensburg 75; Northern Ky. 65, Michigan Tech 63. **Quarterfinals:** North Dakota 96, Kennesaw St. 69; Emporia St. 99, Bentley 72; Arkansas Tech 68, Mont. St.-Billings 56; Northern Ky. 75, Indiana (Pa.) 67. **Semifinals:** North Dakota 87, Emporia St. 81; Arkansas Tech 62, Northern Ky. 57. **Championship:** North Dakota 80, Arkansas Tech 63.

2000 First Round: Mo. Western St. 85, Central Mo. 75; Southwest Baptist 68, West Tex. A&M 56; Francis Marion 76, Lander 66; Kennesaw St. 77, Livingstone 62; Minn. Duluth 82, Northern St. 67; Northern Colo. 81, Neb.-

Kearney 79; Fla. Southern 70, Tampa 68 (ot); Rollins 79, Fort Valley St. 69; Slippery Rock 93, Belmont Abbey 77; Millersville 64, West Liberty St. 63; Mont. St.-Billings 79, Seattle Pacific 64; Alas. Anchorage 76, Central Wash. 58; Assumption 80, Pace 74; American Int'l 65, Mass.-Lowell 54; Michigan Tech 68, Gannon 47; Mo.-St. Louis 90, Ferris St. 77. **Regional Semifinals:** Emporia St. 78, Mo. Western St. 66; Southwest Baptist 80, Tex. A&M-Kingsville 76; Francis Marion 82, Presbyterian 79; Columbus St. 82, Kennesaw St. 72; North Dakota St. 77, Minn. Duluth 72; North Dakota 82, Northern Colo. 67; Delta St. 66, Fla. Southern 54; Rollins 67, Arkansas Tech 54; Millersville 75, Indiana (Pa.) 73 (2 ot); Slippery Rock 74, Shippensburg 65; Western Wash. 78, Alas. Anchorage 59; Cal Poly Pomona 76, Mont. St.-Billings 63; St. Rose 88, Assumption 69; Bentley 68, American Int'l 59; Northern Ky. 60, Michigan Tech 59; Northern Mich. 97, Mo.-St. Louis 73. **Regional Championships:** Emporia St. 96, Southwest Baptist 59; Columbus St. 101, Francis Marion 99; North Dakota St. 92, North Dakota 72; Delta St. 74, Rollins 44; Slippery Rock 65, Millersville 45; Western Wash. 84, Cal Poly Pomona 66; St. Rose 82, Bentley 72; Northern Ky. 77, Northern Mich. 70. **Quarterfinals:** Columbus St. 76, Emporia St. 67; North Dakota St. 71, Delta St. 64; Western Wash. 84, Slippery Rock 67; Northern Ky. 60, St. Rose 50. **Semifinals:** North Dakota St. 72, Columbus St. 56; Northern Ky. 80, Western Wash. 74. **Championship:** Northern Ky. 71, North Dakota St. 62 (ot).

2001 First Round: Arkansas Tech 78, Fort Valley St. 41; Barry 76, Fla. Southern 69; Pitt.-Johnstown 90, West Liberty St. 84; Bloomsburg 86, Belmont Abbey 80; St. Cloud St. 80, Southwest Minn. St. 74; Minn. Duluth 81, North Dakota St. 73; Mo. Western St. 69, Southeastern Okla. 67; Southwest Baptist 70, Midwestern St. 60; Western Wash. 74, Central Wash. 66; Alas. Fairbanks 86, Cal St. Bakersfield 75; American Int'l 78, C.W. Post 62; Pace 76, Philadelphia U. 63; N.C. Central 81, Wingate 67; Francis Marion 69, Fayetteville St. 61; Northern Mich. 65, SIU Edwardsville 58; Gannon 73, Northern Ky. 64. **Regional Semifinals:** Delta St. 67, Arkansas Tech 62; Barry 74, Rollins 67; Shippensburg 80, Pitt.-Johnstown 70; Bloomsburg 91, West Chester 87; North Dakota 76, St. Cloud St. 63; Minn. Duluth 61, Neb.-Kearney 57; Emporia St. 76, Mo. Western St. 58; Tex. A&M-Kingsville 69, Southwest Baptist 61; Cal Poly Pomona 91, Western Wash. 85; Seattle Pacific 84, Alas. Fairbanks 75; Bentley 76, American Int'l 62; Pace 67, St. Rose 60; Columbus St. 71, N.C. Central 69; Francis Marion 80, Catawba 64; Northern Mich. 76, Michigan Tech 63; Southern Ind. 84, Gannon 79. **Regional Championships:** Delta St. 86, Barry 62; Shippensburg 76, Bloomsburg 75; North Dakota 71, Minn. Duluth 56; Tex. A&M-Kingsville 71, Emporia St. 69; Cal Poly Pomona 63, Seattle Pacific 62; Pace 86, Bentley 75; Columbus St. 75, Francis Marion 71; Southern Ind. 86, Northern Mich. 77. **Quarterfinals:** Shippensburg 70, Delta St. 65; North Dakota 88, Tex. A&M-Kingsville 60; Cal Poly Pomona 74, Pace 54; Columbus St. 79, Southern Ind. 73. **Semifinals:** North Dakota 76, Shippensburg 67; Cal Poly Pomona 80, Columbus St. 72. **Championship:** Cal Poly Pomona 87, North Dakota 80 (ot).

2002 First Round: Cal St. Bakersfield 96, Seattle Pacific 84; Sonoma St. 67, Mont. St.-Billings 55; Virginia St. 65, Presbyterian 56; N.C. Central 74, GCSU 62; Millersville 84, Belmont Abbey 70; West Liberty St. 82, Shippensburg 72; Pace 67, Assumption 59; Bentley 65, Le Moyne 54; South Dakota St. 91, Regis (Colo.) 76; Southwest Minn. St. 67, Neb.-Kearney 57; Hillsdale 77, Gannon 59; Northern Ky. 73, Northern Mich. 60; Central Ark. 68, West Ala. 65; Arkansas Tech 68, Fort Valley St. 64; Southeastern Okla. 63, Washburn 50; Cameron 80, Angelo St. 73. **Regional Semifinals:** Cal Poly Pomona 65, Cal St. Bakersfield 61; Western Wash. 71, Sonoma St. 60; Mars Hill 79, Virginia St. 68; N.C. Central 79, S.C.-Aiken 62; Glenville St. 64, Millersville 42; California (Pa.) 76, West Liberty St. 49; American Int'l 57, Pace 53; Adelphi 58, Bentley 50; South Dakota St. 76, Mesa St. 63; Southwest Minn. St. 66, North Dakota 57; Southern Ind. 84, Hillsdale 63; Northern Ky. 71, Lake Superior St. 62; Central Ark. 98, Delta St. 89; Florida Tech 61, Arkansas Tech 57; Southeastern Okla. 81, Mo. Western St. 76; St. Mary's (Tex.) 64, Cameron 61. **Regional Championships:** Cal Poly Pomona 71, Western Wash. 70; Mars Hill 69, N.C. Central 64; Glenville St. 78, California (Pa.) 58; American Int'l 61, Adelphi 57; South Dakota St. 62, Southwest Minn. St. 50; Northern Ky. 69, Southern Ind. 66; Florida Tech 71, Central Ark. 64; Southeastern Okla. 76, St. Mary's (Tex.) 70. **Quarterfinals:** Cal Poly Pomona 88, Mars Hill 69; South Dakota St. 68, Northern Ky. 67; Glenville St. 94, American Int'l 86 (2 ot); Southeastern Okla. 84, Florida Tech 68. **Semifinals:** Cal Poly Pomona 74, Glenville St. 62; Southeastern Okla. 77, South Dakota St. 67. **Championship:** Cal Poly Pomona 74, Southeastern Okla. 62.

2003 First Round: California (Pa.) 73, Millersville 58; West Chester 76, Pfeiffer 73; Longwood 77, West Liberty St. 63; Glenville St. 70, Pitt.-Johnstown 56; Shaw 89, Lenoir-Rhyne 69; Fayetteville St. 80, Catawba 72; Columbus St. 68, Augusta St. 59; North Fla. 65, Armstrong Atlantic 64; Washburn 67, Midwestern St. 56; Emporia St. 68, Mo. Western St. 60; Drury 73, Northeastern St. 63; Angelo St. 81, St. Mary's (Tex.) 65; Indianapolis 91, Wayne St. (Mich.) 83; Northern Ky. 69, Grand Valley St. 63; Quincy 94, Lake Superior St. 85; Bellarmine 72, Hillsdale 71; Arkansas Tech 64, Lincoln Memorial 50; Tampa 62, Fla. Southern 55; Central Ark. 74, Rollins 55; Henderson St. 82, Fort Valley St. 66; Bentley 92, New Haven 65; Merrimack 88, Dowling 73; Stonehill 83, St. Thomas Aquinas 49; Southern Conn. St. 66, Mass.-Lowell 63; South Dakota St. 107, Regis (Colo.) 71; North Dakota 70, Minn. Duluth 63; North Dakota St. 76, Neb.-Kearney 69; South Dakota 83, Concordia-St. Paul 68; Seattle Pacific 81, Cal St. Chico 70; Mont. St.-Billings 91, Central Wash. 69; Northwest Nazarene 83, Western Wash. 79; Cal St. Bakersfield 116, Cal St. Stanislaus 106 (ot). **Regional Semifinals:** California (Pa.) 62, West Chester 58; Glenville St. 63, Longwood 51; Shaw 67, Fayetteville St. 49; North Fla. 57, Columbus St. 56; Washburn 66, Emporia St. 60; Drury 63, Angelo St. 56; Northern Ky. 66, Indianapolis 57; Quincy 101, Bellarmine 93; Arkansas Tech 55, Tampa 43; Central Ark. 59, Henderson St. 58; Bentley 71, Merrimack 43; Stonehill 57, Southern Conn. St. 49; South Dakota 84, North Dakota St. 61; South Dakota St. 77, North Dakota 56; Seattle Pacific 86, Mont. St.-Billings 70; Cal St. Bakersfield 103, Northwest Nazarene 84. **Regional Championships:** California (Pa.) 76, Glenville St. 67; North Fla. 71, Shaw 58; Washburn 87, Drury 71; Northern Ky. 64, Quincy 61; Central Ark. 68, Arkansas Tech 54; Bentley 66, Stonehill 44; South Dakota St. 87, South Dakota 63; Cal St. Bakersfield 85, Seattle Pacific 80. **Quarterfinals:** California (Pa.) 76, North Fla. 62; Northern Ky. 65, Washburn 53; Bentley 80, Central Ark. 69; South Dakota St. 83, Cal St. Bakersfield 62. **Semifinals:** Northern Ky. 45, California (Pa.) 43; South Dakota St. 69, Bentley 62. **Championship:** South Dakota St. 65, Northern Ky. 50.

2004 First Round: Rollins 51, Benedict 42; West Ala. 79, Christian Bros. 77 (ot); Fort Valley St. 79, Central Ark. 77; Henderson St. 55, Delta St. 54; Quincy 51, Northern Ky. 49; Indianapolis 79, Bellarmine 67; Ashland 82, Ferris St. 69; Lake Superior St. 100, Southern Ind. 86; Drury 74, Mo. Western St. 57; Washburn 65, Northwest Mo. St. 64; West Tex. A&M 60, Emporia St. 55; Northeastern St. 73, Angelo St. 65; Seattle Pacific 79, UC San Diego 59; Western Wash. 85, Sonoma St. 71; Cal Poly Pomona 74, Cal St. Chico 70; Cal St. Bakersfield 86, Grand Canyon 61; Merrimack 92, Adelphi 67; American Int'l 81, Phila. Sciences 71; Stonehill 57, Holy Family 55; Bryant 70, Bentley 65; Augusta St. 81, Shaw 64; Armstrong Atlantic 75, North Fla. 68; Virginia Union 68, Lander 66; GCSU 65, Catawba 60; California (Pa.) 78, Charleston (W.V.) 57; Barton 83, Pitt.-Johnstown 71; Anderson (S.C.) 88, West Liberty St. 78; Glenville St. 74, West Virginia St. 64; Concordia-St. Paul 73, Minn. Duluth 54; South Dakota St. 67, Neb.-Kearney 56; North Dakota St. 70, South Dakota 63; North Dakota 53, Fort Lewis 51. **Second Round:** Rollins 63, West Ala. 45; Henderson St. 60, Fort Valley St. 42; Quincy 72, Indianapolis 59; Lake Superior St. 95, Ashland 82; Drury 67, Washburn 55; Northeastern St. 79, West Tex. A&M 71 (ot); Seattle Pacific 80, Western Wash. 66; Cal Poly Pomona 87, Cal St. Bakersfield 84; Merrimack 91, American Int'l 57; Bryant 70, Stonehill 58; Augusta St. 79, Armstrong Atlantic 74; GCSU 71, Virginia Union 61; California (Pa.) 92, Barton 58; Glenville St. 72, Anderson (S.C.) 71; South Dakota St. 74, Concordia-St. Paul 39; North Dakota 66, North Dakota St. 65. **Third Round:** Henderson St. 73, Rollins 62; Quincy 66, Lake Superior St. 49; Drury 81, Northeastern St. 63; Seattle Pacific 80, Cal Poly Pomona 63; Merrimack 70, Bryant 57; Augusta St. 91, GCSU 68; California (Pa.) 74, Glenville St. 63; South Dakota St. 72, North Dakota 70 (ot). **Quarterfinals:** Henderson St. 61, Quincy 60; Drury 94, Seattle Pacific 83; Merrimack 76, Augusta St. 68; California (Pa.) 96, South Dakota St. 79. **Semifinals:** Drury 82, Henderson St. 70; California (Pa.) 89, Merrimack 65. **Championship:** California (Pa.) 75, Drury 72.

2005 First Round: Seattle Pacific 71, Mont. St.-Billings 47; St. Martin's 73, Cal St. Bakersfield 65; Cal St. Chico 77, Cal Poly Pomona 59; Western Wash. 82, Cal St. Dom. Hills 74; Grand Valley St. 73, Wis.-Parkside 69; Indianapolis 60, Michigan Tech 54; Quincy 63, Lewis 56; Lake Superior St. 87, Bellarmine 75; North Dakota 87, Fort Hays St. 56; Concordia-St. Paul 83, Metro St. 70; Minn. Duluth 73, Regis (Colo.) 60; St. Cloud St. 79, Minn. St. Moorhead 57; Merrimack 72, Bridgeport 46; American Int'l 76, Holy Family 55; Southern Conn. St. 55, Pace 53; Bentley 67, Bryant 56; Shaw 77, S.C.-Aiken 48; Wingate 82, Columbus St. 71; Carson-Newman 79, Fayetteville St. 67; Clayton St. 79, Newberry 54; Central Ark. 88, Rollins 58; Fort Valley St. 75, Tuskegee 53; Henderson St. 80, Paine 72; Valdosta St. 67, Florida Tech 49; Anderson (S.C.) 90, Millersville 79; Fairmont St. 60, Glenville St. 57; Charleston (W.V.) 79, Clarion 57; California (Pa.) 78, Wheeling Jesuit 68; Drury 112, Abilene Christian 75; Emporia St. 82, Central Mo. 69; Angelo St. 63, Northeastern St. 53; Washburn 75, West Tex. A&M 62. **Second Round:** Seattle Pacific 86, St. Martin's 63; Cal. St. Chico 85, Western Wash. 75; Grand Valley St. 95, Indianapolis 69; Quincy 66, Lake Superior St. 55; Concordia-St. Paul 78, North Dakota 76; St. Cloud St. 67, Minn. Duluth 59; Merrimack 76, American Int'l 67; Bentley 63, Southern Conn. St. 49; Shaw 105, Wingate 74; Carson-Newman 75, Clayton St. 61; Central Ark. 103, Fort Valley St. 88; Henderson St. 69, Valdosta St. 56; Anderson (S.C.) 90, Fairmont St. 77; Charleston (W.V.) 98, California (Pa.) 81; Emporia St. 78, Drury 71; Washburn 76, Angelo St. 67. **Third Round:** Seattle Pacific 85, Cal St. Chico 70; Grand Valley St. 62, Quincy 46; St. Cloud St. 81, Concordia-St. Paul 70; Merrimack 52, Bentley 44; Shaw 67, Carson-Newman 53; Central Ark. 76, Henderson St. 61; Charleston (W.V.) 88, Anderson (S.C.) 71; Washburn 63, Emporia St. 51. **Quarterfinals:** Seattle Pacific 67, Grand Valley St. 55; Merrimack 79, St. Cloud St. 78; Central Ark. 87, Shaw 73; Washburn 73, Charleston (W.V.) 60. **Semifinals:** Seattle Pacific 73, Merrimack 64; Washburn 69, Central Ark. 67. **Championship:** Washburn 70, Seattle Pacific 53.

2006 First Round: North Dakota 92, Colorado St.-Pueblo 69; Northern St. 89, Regis (Colo.) 79; St. Cloud St. 82, Augustana (S.D.) 69; Concordia-St. Paul 74, Wayne St. (Neb.) 59; Shaw 53, Newberry 50; N.C. Central 51, GCSU 48; Clayton St. 76, Johnson C. Smith 52; Wingate 67, S.C. Upstate 59; Washburn 92, St. Mary's (Tex.) 58; Central Mo. 79, Angelo St. 68; Emporia St. 85, Tarleton St. 67; West Tex. A&M 78, Northeastern St. 64; Southern Conn. St. 76, Phila. Sciences 43; Holy Family 70, Pace 62; American Int'l 71, St. Rose 59; Stonehill 77, New Haven 70; Western Wash. 66, Northwest Nazarene 54; Seattle Pacific 62, UC San Diego 57; Cal St. Bakersfield 82, Cal St. L.A. 77; Cal St. Chico 83, Humboldt St. 69; Delta St. 66, Tampa 50; Fla. Gulf Coast 48, Rollins 46 (ot); West Fla. 65, Fort Valley St. 64; Henderson St. 77, Paine 65; Charleston (W.V.) 71, Edinboro 62; Wheeling Jesuit 79, California (Pa.) 62; Anderson (S.C.) 84, West Liberty St. 72; Glenville St. 79, Barton 52; Drury 75, Quincy 52; Lewis 89, Lake Superior St. 66; Northern Ky. 67, Michigan Tech 66; Grand Valley St. 87, Ashland 59. **Second Round:** North Dakota 90, Northern St. 58; St. Cloud St. 96, Concordia-St. Paul 89; Shaw 80, N.C. Central 65; Wingate 67, Clayton St. 64; Washburn 65, Central Mo. 51; Emporia St. 88, West Tex. A&M 82; Southern Conn. St. 58, Holy Family 41; American Int'l 70, Stonehill 46; Seattle Pacific 70, Western Wash. 50; Cal St. Chico 83, Cal St. Bakersfield 80; Delta St. 57, Fla. Gulf Coast 48; Henderson St. 68, West Fla. 62; Charleston (W.V.) 90, Wheeling Jesuit 88 (ot); Glenville St. 94, Anderson (S.C.) 76; Drury 85, Lewis 68; Grand Valley St. 91, Northern Ky. 70. **Third Round:** St. Cloud St. 75, North Dakota 69; Shaw 68, Wingate 57; Emporia St. 61, Washburn 59 (ot); American Int'l 48, Southern Conn. St. 40; Cal St. Chico 72, Seattle Pacific 63; Henderson St. 44, Delta St. 40; Charleston (W.V.) 68, Glenville St. 58; Grand Valley St. 91, Drury 76. **Quarterfinals:** St. Cloud St. 78, Shaw 71; American Int'l 86, Emporia St. 79; Cal St. Chico 67, Henderson St. 66; Grand Valley St. 74, Charleston (W.V.) 59. **Semifinals:** American Int'l 70, St. Cloud St. 58; Grand Valley St. 76, Cal St. Chico 63. **Championship:** Grand Valley St. 58, American Int'l 52.

2007 First Round: Mo. Western St. 80, Mont. St.-Billings 59; Tex. A&M-Commerce 81, Emporia St. 77; Washburn 74, Angelo St. 54; West Tex. A&M 87, Northwest Mo. St. 72; Clayton St. 60, Carson-Newman 36; Columbus St. 59, Elizabeth City St. 57; GCSU 87, Wingate 67; N.C. Central 73, Newberry 66; North Dakota 98, Minn. St. Moorhead 66; Regis (Colo.) 67, Metro St. 66; Concordia-St. Paul 82, South Dakota 74; Neb.-Kearney 75, Augustana (S.D.) 68; Fla. Gulf Coast 78, Benedict 49; Valdosta St. 64, Tampa 57; Arkansas Tech 65, Rollins 62; Delta St. 66, Florida Tech 50; Glenville St. 81, St. Andrews 44; Anderson (S.C.) 61, California (Pa.) 57; Indiana (Pa.) 75, Barton 61; Pitt.-Johnstown 71, Pfeiffer 58; UC San Diego 78, Western Wash. 45; Alas. Anchorage 49, Cal St. Dom. Hills 48; Seattle Pacific 69, Sonoma St. 60; Cal St. Chico 63, Cal St. San B'dino 50; Southern Conn. St. 68, New Haven 45; Holy Family 78, St. Rose 65; Pace 77, American Int'l 59; Bentley 58, Stonehill 55; Lewis 82, Bellarmine 62; Drury 76, SIU Edwardsville 71; Gannon 66, Grand Valley St. 59; Ferris St. 70, Northern Ky. 69. **Second Round:** Tex. A&M-Commerce 73, Mo. Western St. 72; Washburn 54, West Tex. A&M 39; Clayton St. 63, Columbus St. 60; GCSU 72, N.C. Central 63; North Dakota 78, Regis (Colo.) 63; Neb.-Kearney 92, Concordia-St. Paul 89 (ot); Fla. Gulf Coast 50, Valdosta St. 41; Delta St. 43, Arkansas Tech 40; Glenville St. 78, Anderson (S.C.) 64; Indiana (Pa.) 75, Pitt.-Johnstown 59; UC San Diego 66, Alas. Anchorage 51; Cal St. Chico 75, Seattle Pacific 60; Southern Conn. St. 68, Holy Family 51; Bentley 69, Pace 61; Drury 67, Lewis 62; Ferris St. 80, Gannon 61. **Third Round:** Tex. A&M-Commerce 71, Washburn 70; Clayton St. 66, GCSU 65 (ot); North Dakota 108, Neb.-Kearney 75; Fla. Gulf Coast 57, Delta St. 44; Glenville St. 65, Indiana (Pa.) 59; UC San Diego 80, Cal St. Chico 63; Southern Conn. St. 59, Bentley 49; Drury 79, Ferris St. 69. **Quarterfinals:** Clayton St. 60, Tex. A&M-Commerce 55; Fla. Gulf Coast 83, North Dakota 64; UC San Diego 71, Glenville St. 61; Southern Conn. St. 74, Drury 54. **Semifinals:** Fla. Gulf Coast 61, Clayton St. 57; Southern Conn. St. 67, UC San Diego 53. **Championship:** Southern Conn. St. 61, Fla. Gulf Coast 45.

Division III Championship

2007 Results

FIRST ROUND
Bowdoin 74, Mount Holyoke 57
Keene St. 61, Maine Maritime 51
Cortland St. 72, Medaille 67
Rochester 65, St. Lawrence 57
Mary Washington 66, Notre Dame (Md.) 30
Chris. Newport 52, Dickinson 49
Hamilton 58, Mt. St. Mary (N.Y.) 55
Scranton 64, Lehman 43
Emmanuel (Mass.) 80, Salve Regina 67
Brandeis 90, Me.-Farmington 66
DePauw 74, Transylvania 54
Denison 82, Hope 66
Wilmington (Ohio) 76, Oglethorpe 54
Calvin 53, Thomas More 38
Fitchburg St. 79, Norwich 60
Southern Me. 68, Williams 62
Chapman 108, La Verne 97 (ot)
George Fox 61, Gust. Adolphus 47
Puget Sound 69, McMurry 57
Luther 72, Concordia (Wis.) 51
Carroll (Wis.) 86, Ill. Wesleyan 59
Washington-St. Louis 54, Manchester 52
Lake Forest 65, Maryville (Mo.) 61
Messiah 77, Westminster (Pa.) 65
Kean 62, Keuka 51
Randolph-Macon 83, Piedmont 68
Wm. Paterson 69, McDaniel 61
Simpson 91, Wis.-Stout 86
Wheaton (Ill.) 79, St. Benedict 75 (ot)
Gwynedd-Mercy 83, Ithaca 74
New York U. 84, Ursinus 50

SECOND ROUND
Bowdoin 72, Keene St. 52
Rochester 68, Cortland St. 51
Mary Washington 77, Chris. Newport 61
Scranton 58, Hamilton 52
Emmanuel (Mass.) 71, Brandeis 66
DePauw 74, Denison 66
Calvin 73, Wilmington (Ohio) 67
Southern Me. 65, Fitchburg St. 54
Howard Payne 76, Chapman 37
Puget Sound 51, George Fox 48
Luther 74, Carroll (Wis.) 50
Washington-St. Louis 58, Lake Forest 47
Kean 89, Messiah 84
Randolph-Macon 74, Wm. Paterson 59
Simpson 81, Wheaton (Ill.) 58
New York U. 72, Gwynedd-Mercy 60

SECTIONAL SEMIFINALS
Bowdoin 63, Rochester 53
Mary Washington 48, Scranton 45
DePauw 74, Emmanuel (Mass.) 50
Calvin 60, Southern Me. 56
Puget Sound 47, Howard Payne 44
Washington-St. Louis 59, Luther 58
Kean 68, Randolph-Macon 60
New York U. 76, Simpson 58

SECTIONAL FINALS
Mary Washington 64, Bowdoin 59
DePauw 74, Calvin 61
Washington-St. Louis 57, Puget Sound 48
New York U. 76, Kean 64

SEMIFINALS
DePauw 67, Mary Washington 61
Washington-St. Louis 72, New York U. 53

THIRD PLACE
Mary Washington 74, New York U. 63

CHAMPIONSHIP
DePauw 55, Washington-St. Louis 52

Women's Division III Championship Box Scores

SEMIFINALS
MARCH 16 AT SPRINGFIELD, MASS.

DePauw 67, Mary Washington 61

DePauw

		TOT-FG		3-PT				REBOUNDS									
No.	Player	FG	FGA	FG	FGA	FT	FTA	OF	DE	TOT	PF	TP	A	TO	BLK	S	MIN
23	Liz Bondi	11	17	2	2	4	4	1	3	4	1	28	1	0	0	3	36
35	Emily Marshall	1	4	0	0	0	0	1	0	1	3	2	1	0	0	0	13
11	Suzy Doughty	1	6	0	1	6	8	0	5	5	0	8	5	0	0	4	28
13	Cassie Pruzin	0	5	0	4	2	3	2	3	5	0	2	3	2	0	3	27
14	Kalei Lowes	3	6	2	4	0	0	2	0	2	2	8	1	1	0	0	27
21	Caitlin McGonigal	1	5	0	2	0	0	3	2	5	0	2	1	3	0	3	13
24	Gretchen Haehl	1	5	0	2	1	2	1	0	1	1	3	3	1	0	0	12
25	Gwen Haehl	1	4	0	3	0	0	0	2	2	2	2	0	3	0	0	13
31	Jenna Fernandez	3	3	0	0	0	0	2	1	3	1	6	1	0	1	0	9
33	Bridget Bailey	3	9	0	0	0	0	2	2	4	3	6	0	0	1	2	22
TM	TEAM	0	0	0	0	0	0	1	2	3	0	0	0	0	0	0	0
	Totals	25	64	4	18	13	17	15	20	35	13	67	16	10	2	15	200

Total Field-Goal Percentage: .391 DEADBALL REBOUNDS: 0
3-Point Field-Goal Percentage: .222
Free-Throw Percentage: .765

Mary Washington

		TOT-FG		3-PT				REBOUNDS									
No.	Player	FG	FGA	FG	FGA	FT	FTA	OF	DE	TOT	PF	TP	A	TO	BLK	S	MIN
11	Debbie Bruen	5	9	2	3	2	2	0	5	5	1	14	4	3	1	1	34
14	Leigh Kampman	3	6	0	1	0	0	0	1	1	5	6	1	4	1	0	31
32	Lisa Tracy	2	3	0	0	0	0	0	6	6	1	4	2	2	0	0	20
44	Liz Hickey	7	12	0	0	0	5	2	8	10	4	14	0	4	4	1	30
25	Amanda Bates	2	5	1	4	0	0	2	2	4	2	5	1	2	0	1	19
15	Kaitie Clarkin	3	6	3	5	0	0	1	1	2	1	9	0	2	0	2	28
21	Brooke Davies	0	0	0	0	0	0	0	0	0	0	0	0	0	0	1	2
23	Ashton Mitchell	2	4	0	0	3	4	1	2	3	1	7	0	2	0	0	14
24	Katy Larson	0	2	0	1	2	2	0	0	0	2	2	4	3	0	0	22
TM	TEAM	0	0	0	0	0	0	0	3	3	0	0	0	1	0	0	0
	Totals	24	47	6	14	7	13	6	28	34	17	61	12	23	6	6	200

Total Field-Goal Percentage: .511 DEADBALL REBOUNDS: 3
3-Point Field-Goal Percentage: .429
Free-Throw Percentage: .538
Officials: Scott Doberstein; Kimberly Hobbs; Ron Quirk.
Technical fouls: DePauw-None. Mary Washington-None.

Score by Periods	1	2	Total
DePauw	26	41	67
Mary Washington	31	30	61

Washington-St. Louis 72, New York U. 53

New York U.

No.	Player	TOT-FG FG	TOT-FG FGA	3-PT FG	3-PT FGA	FT	FTA	REBOUNDS OF	REBOUNDS DE	REBOUNDS TOT	PF	TP	A	TO	BLK	S	MIN
15	Karen Bachman	6	13	0	0	1	2	1	3	4	4	13	3	4	0	4	35
25	Jessica McEntee	3	11	0	1	3	3	5	2	7	4	9	3	2	0	0	32
5	Adrienne Rochetti	2	7	2	4	0	0	1	1	2	2	6	2	4	0	0	35
23	Gena Brown	2	5	1	2	0	0	0	1	1	2	5	1	1	1	0	22
42	Stephanie Ryba	6	19	1	8	3	5	2	3	5	4	16	1	1	1	3	33
3	Chelsea Trout	0	4	0	4	0	0	0	0	0	0	0	1	0	0	0	15
21	Jen Hum-Traverso	0	0	0	0	0	0	0	0	0	1	0	0	0	0	0	5
24	Alaina Anderson	0	0	0	0	0	0	0	0	0	0	0	0	0	0	0	1
32	Sarah McDevitt	0	1	0	1	0	0	0	0	0	2	0	1	0	0	0	6
33	Grace Carmen	0	1	0	1	0	0	0	0	0	0	0	0	0	0	0	1
34	Megan Fox	1	1	0	0	2	2	0	3	3	1	4	0	1	0	0	15
TM	Team	0	0	0	0	0	0	2	3	5	0	0	0	1	0	0	0
	Totals	20	62	4	21	9	12	11	16	27	20	53	12	14	2	7	200

Total Field-Goal Percentage: .323
3-Point Field-Goal Percentage: .190
Free-Throw Percentage: .750

DEADBALL REBOUNDS: 0

Washington-St. Louis

No.	Player	TOT-FG FG	TOT-FG FGA	3-PT FG	3-PT FGA	FT	FTA	REBOUNDS OF	REBOUNDS DE	REBOUNDS TOT	PF	TP	A	TO	BLK	S	MIN
15	Jaimie McFarlin	10	12	0	0	2	4	5	10	15	3	22	3	2	2	3	35
40	Rebecca Parker	5	16	0	0	4	5	1	10	11	2	14	1	3	0	2	35
2	Sarah Schell	1	8	0	1	7	8	0	2	2	4	9	3	4	0	1	21
22	Jill Brandt	0	0	0	0	0	0	0	0	0	0	0	0	0	0	0	2
34	Jenny Southworth	1	1	0	0	0	0	1	1	2	4	2	2	1	0	1	25
10	Nicky Huels	0	0	0	0	2	2	0	0	0	0	2	1	0	0	0	4
11	Rovina Broomfield	0	0	0	0	0	0	0	2	2	0	0	0	0	0	0	1
20	Laura Lane-Steele	0	0	0	0	0	0	0	0	0	0	0	0	0	0	0	2
21	Stacey Niese	0	0	0	0	2	2	0	0	0	0	2	0	0	0	0	1
23	DeDe Alexander	0	1	0	0	0	0	0	0	0	0	0	0	0	0	0	1
24	Zoe Unruh	4	6	1	2	2	2	1	2	3	2	11	4	4	1	1	30
33	Halsey Ward	0	2	0	0	2	2	0	4	4	1	2	0	1	0	0	24
42	Lauren Downing	0	0	0	0	0	0	0	0	0	0	0	0	0	0	0	1
45	Janice Evans	3	5	0	1	0	0	0	0	0	0	6	0	1	0	1	16
50	Sarah Tibesar	1	1	0	0	0	0	1	0	1	0	2	0	1	0	0	2
TM	Team	0	0	0	0	0	0	3	3	6	0	0	0	1	0	0	0
	Totals	25	52	1	4	21	25	12	34	46	16	72	14	18	3	9	200

Total Field-Goal Percentage: .481
3-Point Field-Goal Percentage: .250
Free-Throw Percentage: .840

DEADBALL REBOUNDS: 3

Attendance: 1,040.
Officials: Brad Duistermars; Michael McConnell; Carmela McMullen.
Technical fouls: New York U.-None. Washington St. Louis-None.

Score by Periods	1	2	Total
New York U.	23	30	53
Washington-St. Louis	32	40	72

THIRD PLACE

MARCH 17 AT SPRINGFIELD, MASS.

Mary Washington 74, New York U. 63

Mary Washington

No.	Player	TOT-FG FG	TOT-FG FGA	3-PT FG	3-PT FGA	FT	FTA	REBOUNDS OF	REBOUNDS DE	REBOUNDS TOT	PF	TP	A	TO	BLK	S	MIN
11	Debbie Bruen	7	16	1	4	6	6	3	5	8	4	21	6	5	0	1	32
14	Leigh Kampman	1	7	0	1	0	0	0	6	6	2	2	3	0	0	2	29
32	Lisa Tracy	7	12	2	2	2	2	1	6	7	4	18	2	3	0	0	34
44	Liz Hickey	6	13	0	0	2	5	2	5	7	4	14	0	0	5	0	21
25	Amanda Bates	3	5	1	2	0	0	0	6	6	1	7	3	1	0	1	28
15	Kaitie Clarkin	0	2	0	1	0	2	0	0	0	2	0	3	0	0	0	20
23	Ashton Mitchell	4	13	0	0	0	0	4	5	9	4	8	2	2	1	0	20
24	Katy Larson	1	5	0	2	2	2	1	4	5	0	4	1	2	0	2	16
TM	TEAM	0	0	0	0	0	0	1	4	5	0	0	0	0	0	0	0
	Totals	29	73	4	12	12	17	12	41	53	21	74	20	13	6	6	200

Total Field-Goal Percentage: .397
3-Point Field-Goal Percentage: .333
Free-Throw Percentage: .706

DEADBALL REBOUNDS: 2

New York U.

No.	Player	TOT-FG FG	TOT-FG FGA	3-PT FG	3-PT FGA	FT	FTA	REBOUNDS OF	REBOUNDS DE	REBOUNDS TOT	PF	TP	A	TO	BLK	S	MIN
25	Jessica McEntee	2	17	0	1	8	11	2	9	11	4	12	5	5	0	4	33
5	Adrienne Rochetti	3	8	3	4	1	2	1	1	2	2	10	3	1	0	0	36
15	Karen Bachman	3	8	0	0	4	7	2	8	10	3	10	2	2	1	2	36
23	Gena Brown	0	7	0	3	3	6	1	2	3	0	3	4	1	0	2	26
42	Stephanie Ryba	8	19	1	4	2	2	3	3	6	4	19	1	1	3	1	30
3	Chelsea Trout	0	2	0	2	2	2	1	0	1	0	2	0	0	0	0	11
21	Jen Hum-Traverso	0	0	0	0	0	0	0	0	0	1	0	0	1	0	0	6
32	Sarah McDevitt	1	2	1	2	0	0	1	0	1	1	3	0	0	0	0	10
34	Megan Fox	2	5	0	0	0	0	1	4	5	3	4	0	0	0	0	12
TM	Team	0	0	0	0	0	0	1	8	9	0	0	0	1	0	0	0
	Totals	19	68	5	16	20	30	13	35	48	18	63	15	12	4	9	200

Total Field-Goal Percentage: .279
3-Point Field-Goal Percentage: .313
Free-Throw Percentage: .667

DEADBALL REBOUNDS: 5

Score by Periods	1	2	Total
Mary Washington	33	41	74
New York U.	25	38	63

Officials: Michael Bronson; Rich Chiponis; Connie Perkins.
Attendance: 1,060.
Technical fouls: Mary Washington-None. New York U.-None.

CHAMPIONSHIP

MARCH 17 AT SPRINGFIELD, MASS.

DePauw 55, Washington-St. Louis 52

DePauw

No.	Player	TOT-FG FG	TOT-FG FGA	3-PT FG	3-PT FGA	FT	FTA	REBOUNDS OF	REBOUNDS DE	REBOUNDS TOT	PF	TP	A	TO	BLK	S	MIN
23	Liz Bondi	4	13	0	1	1	2	1	8	9	2	9	3	1	1	2	36
35	Emily Marshall	4	5	0	0	0	2	3	4	7	3	8	0	2	0	1	24
11	Suzy Doughty	3	4	0	1	3	4	0	0	0	2	9	3	1	1	2	29
13	Cassie Pruzin	4	15	1	10	3	4	1	3	4	1	12	1	3	0	1	31
14	Kalei Lowes	3	7	3	5	0	0	0	0	0	1	9	3	0	0	1	29
21	Caitlin McGonigal	0	6	0	4	0	0	0	1	1	2	0	0	0	0	0	13
24	Gretchen Haehl	3	6	2	3	0	0	1	0	1	2	8	1	1	0	0	11
25	Gwen Haehl	0	1	0	1	0	0	0	1	1	1	0	2	0	1	1	8
31	Jenna Fernandez	0	1	0	0	0	0	3	1	4	1	0	1	0	0	1	11
33	Bridget Bailey	0	2	0	0	0	0	1	1	2	1	0	0	1	0	0	8
TM	TEAM	0	0	0	0	0	0	2	3	5	0	0	0	0	0	0	0
	Totals	21	60	6	25	7	12	12	22	34	16	55	14	9	3	9	200

Total Field-Goal Percentage: .350
3-Point Field-Goal Percentage: .240
Free-Throw Percentage: .583

DEADBALL REBOUNDS: 3

Washington-St. Louis

No.	Player	TOT-FG FG	TOT-FG FGA	3-PT FG	3-PT FGA	FT	FTA	REBOUNDS OF	REBOUNDS DE	REBOUNDS TOT	PF	TP	A	TO	BLK	S	MIN
15	Jaimie McFarlin	5	8	0	0	2	2	3	8	11	2	12	0	0	2	0	35
40	Rebecca Parker	4	13	0	0	1	4	6	4	10	2	9	1	1	1	0	36
2	Sarah Schell	3	12	0	0	1	2	0	4	4	4	7	3	5	0	0	24
22	Jill Brandt	0	1	0	0	0	0	0	0	0	1	0	0	0	0	0	7
34	Jenny Southworth	2	2	0	0	0	0	1	1	2	2	4	4	0	0	1	30
10	Nicky Huels	0	0	0	0	1	2	0	0	0	0	1	0	3	0	0	4
20	Laura Lane-Steele	0	4	0	2	0	0	0	0	0	0	0	0	0	0	0	5
24	Zoe Unruh	0	1	0	0	0	0	1	3	4	0	0	1	2	0	0	16
33	Halsey Ward	6	10	4	6	0	1	0	5	5	4	16	4	3	0	0	28
45	Janice Evans	1	3	0	0	1	2	0	2	2	1	3	0	2	0	1	15
TM	Team	0	0	0	0	0	0	4	2	6	0	0	0	0	0	0	0
	Totals	21	54	4	8	6	13	15	29	44	16	52	13	16	3	2	200

Total Field-Goal Percentage: .389
3-Point Field-Goal Percentage: .500
Free-Throw Percentage: .462

DEADBALL REBOUNDS: 3

Score by Periods	1	2	Total
DePauw	24	31	55
Washington-St. Louis	20	32	52

Attendance: 1,147.
Officials: Dolores Martino; Mark McClanahan; James Spingler.
Technical fouls: DePauw-None. Washington-St. Louis-None.

Championship Year-by-Year Results

Year	Champion (Record)	Coach	Score	Runner-Up	Host or Site	Championship Game Attendance	Championship Total Attendance
1982	Elizabethtown (26-1)	Yvonne Kauffman	67-66 (ot)	UNC Greensboro	Elizabethtown, Pa.	2,000	5,767
1983	North Central (Ill.) (26-6)	Wayne Morgan	83-71	Elizabethtown	Worcester, Mass.	600	6,628
1984	Rust (26-5)	A.J. Stovall	51-49	Elizabethtown	Scranton, Pa.	800	7,318
1985	Scranton (31-1)	Mike Strong	68-59	New Rochelle	DePere, Wis.	1,744	15,616
1986	Salem St. (29-1)	Tim Shea	89-85	Bishop	Salem, Mass.	1,500	11,915
1987	Wis.-Stevens Point (27-2)	Linda Wunder	81-74	Concordia-M'head	Scranton, Pa.	1,500	12,151
1988	Concordia-M'head (29-2)	Duane Siverson	65-57	St. John Fisher	Moorhead, Minn.	3,300	15,074
1989	Elizabethtown (29-2)	Yvonne Kauffman	66-65	Cal St. Stanislaus	Danville, Ky.	1,000	12,633
1990	Hope (24-2)	Sue Wise	65-63	St. John Fisher	Holland, Mich.	2,282	16,984
1991	St. Thomas (Minn.) (29-2)	Ted Riverso	73-55	Muskingum	St. Paul, Minn.	1,700	15,292
1992	Alma (24-3)	Charlie Goffnet	79-75	Moravian	Bethlehem, Pa.	1,600	14,883
1993	Central (Iowa) (24-5)	Gary Boeyink	71-63	Capital	Pella, Iowa	2,200	21,934
1994	Capital (30-1)	Dixie Jeffers	82-63	Washington-St. Louis	Eau Claire, Wis.	2,300	24,851
1995	Capital (33-0)	Dixie Jeffers	59-55	Wis.-Oshkosh	Columbus, Ohio	2,000	41,049
1996	Wis.-Oshkosh (31-0)	Kathi Bennett	66-50	Mount Union	Oshkosh, Wis.	4,001	25,212
1997	New York U. (29-1)	Janice Quinn	72-70	Wis.-Eau Claire	New York City	1,750	50,257
1998	Washington-St. Louis (28-2)	Nancy Fahey	77-69	Southern Me.	Gorham, Maine	1,950	27,762
1999	Washington-St. Louis (30-0)	Nancy Fahey	74-65	St. Benedict	Danbury, Conn.	1,990	27,128
2000	Washington-St. Louis (30-0)	Nancy Fahey	79-33	Southern Me.	Danbury, Conn.	1,746	30,465
2001	Washington-St. Louis (28-2)	Nancy Fahey	67-45	Messiah	Danbury, Conn.	1,974	30,212
2002	Wis.-Stevens Point (30-3)	Shirley Egner	67-65	St. Lawrence	Terre Haute, Ind.	1,265	26,401
2003	Trinity (Tex.) (28-5)	Becky Geyer	60-58	Eastern Conn. St.	Terre Haute, Ind.	1,146	37,313
2004	Wilmington (Ohio) (27-6)	Jerry Scheve	59-53	Bowdoin	Norfolk, Va.	2,118	29,162
2005	Millikin (29-2)	Lori Kerans	70-50	Randolph-Macon	Norfolk, Va.	2,660	31,839
2006	Hope (33-1)	Brian Morehouse	69-56	Southern Me.	Springfield, Mass.	2,018	21,221
2007	DePauw (31-3)	Kris Huffman	55-52	Washington-St. Louis	Springfield, Mass.	1,147	16,113

MOST OUTSTANDING PLAYER AWARDS

(Not presented from 1985 through 1996 or in 1999)

1982—Bev Hall, Elizabethtown; 1983—Page Lutz, Elizabethtown; 1984—Page Lutz, Elizabethtown; 1997—Marsha Harris, New York U.; 1998—Amy Schweizer, Washington-St. Louis; 2000—Alia Fischer, Washington-St. Louis; 2001—Tasha Rodgers, Washington-St. Louis; 2002—Carry Boehning, Wis.-Stevens Point; Allison Wooley, Trinity (Tex.); 2003—Allison Wooley, Trinity (Tex.); 2004—Tara Rausch, Wilmington (Ohio); 2005—Joanna Conner, Millikin; 2006—Bria Ebels, Hope; 2007—Liz Bondi, DePauw.

Individual Records

(Three-game minimum for tournament percentages and records)

POINTS, GAME
50—Crystal Coleman, Bishop (90) vs. Concordia-M'head (86), 1986.

POINTS, TOURNAMENT
162—Crystal Coleman, Bishop, 1986 (26 vs. Pomona-Pitzer, 50 vs. Concordia-M'head, 28 vs. William Penn, 39 vs. Capital, 19 vs. Salem St.).

FIELD GOALS, GAME
20—Crystal Coleman, Bishop (90) vs. Concordia-M'head (86), 1986.

FIELD GOALS, TOURNAMENT
68—Crystal Coleman, Bishop, 1986 (12 vs. Pomona-Pitzer, 20 vs. Concordia-M'head, 10 vs. William Penn, 18 vs. Capital, 8 vs. Salem St.).

HIGHEST FIELD-GOAL PERCENTAGE, GAME (Minimum 10 Made)
100%—Kelsey Duoss, Wis.-Stout (86) vs. Simpson (91), 2007 (10-10).

THREE-POINT FIELD GOALS, GAME
9—Jessie Graham, Rochester (57) vs. Medaille (54), 2006.

THREE-POINT FIELD GOALS, TOURNAMENT
22—Stacy Leeds, Washington-St. Louis, 1994 [3 vs. Aurora, 5 vs. Maryville (Tenn.), 4 vs. Millikin, 6 vs. Wis.-Eau Claire, 4 vs. Capital].

HIGHEST THREE-POINT FIELD-GOAL PERCENTAGE, GAME (Minimum Five Made)
100%—Laura Brenneman, Williams (80) vs. Salem St. (66), 1997 (5-5); Joanie Hammer, Ripon (69) vs. Wheaton (Ill.) (51), 2004 (5-5).

HIGHEST THREE-POINT FIELD-GOAL PERCENTAGE, TOURNAMENT (Minimum 10 Made)
61.1%—Stacey Kent, Southern Me., 2007 (11-18).

FREE THROWS MADE, GAME
20—Meredith Eisenhut, St. Lawrence (64) vs. Bowdoin (51), 2002.

FREE THROWS MADE, TOURNAMENT
59—Susan Heidt, St. John Fisher, 1990 (11 vs. Buffalo St., 13 vs. Hartwick, 11 vs. Scranton, 15 vs. Heidelberg, 9 vs. Hope).

REBOUNDS, GAME
23—Amy Spielbauer, St. Norbert (78) vs. Simpson (81), 1983; Shelley Parks, Scranton (85) vs. Salem St. (59), 1985.

REBOUNDS, TOURNAMENT
81—Sonya West, Hardin-Simmons, 2006 (16 vs. McMurry, 16 vs. Howard Payne, 9 vs. Pacific Lutheran, 18 vs. Randolph-Macon, 11 vs. Southern Me., 11 vs. Scranton).

Team Records

(Three-game minimum for tournament percentages and records)

POINTS, GAME
115—Marymount (Va.) vs. Chris. Newport (96), 1993.

POINTS, TOURNAMENT
456—New York U., 1997 (66 vs. Nazareth, 75 vs. St. John Fisher, 84 vs. Wm. Paterson, 75 vs. William Smith, 84 vs. Scranton, 72 vs. Wis.-Eau Claire).

FIELD GOALS, GAME
44—Pitt.-Johnstown (101) vs. North Central (Ill.) (105), 1984; Rowan (95) vs. Mary Washington (60), 1998; Maryville (Tenn.) (101) vs. Mary Baldwin (51), 2004.

FIELD GOALS, TOURNAMENT
173—Bishop, 1986 (36 vs. Pomona-Pitzer, 37 vs. Concordia-M'head, 31 vs. William Penn, 35 vs. Capital, 34 vs. Salem St.).

THREE-POINT FIELD GOALS, GAME
14—Hardin-Simmons (91) vs. East. Mennonite (64), 2004; Bridgewater (Va.) (71) vs. Bates (69) (ot), 2006.

THREE-POINT FIELD GOALS, TOURNAMENT
39—New York U., 1997 (6 vs. Nazareth, 8 vs. St. John Fisher, 9 vs. Wm. Paterson, 2 vs. William Smith, 9 vs. Scranton, 5 vs. Wis.-Eau Claire).

HIGHEST THREE-POINT FIELD-GOAL PERCENTAGE, GAME (Minimum Seven Made)
88.9%—Southern Me. (77) vs. Clark (Mass.) (61), 2000 (8-9).

HIGHEST THREE-POINT FIELD-GOAL PERCENTAGE, TOURNAMENT (Minimum 15 Made)
58.5%—Scranton, 1993 (24-41).

FREE THROWS, GAME
38—Hardin-Simmons (101) vs. Roanoke (76), 2000; La Verne (108) vs. Chapman (97) (ot), 2007.

FREE THROWS, TOURNAMENT
136—Capital, 1995 [14 vs. Wash. & Jeff., 14 vs. Waynesburg, 31 vs. Johns Hopkins, 30 vs. Wm. Paterson, 30 vs. St. Thomas (Minn.), 17 vs. Wis.-Oshkosh].

HIGHEST FREE-THROW PERCENTAGE, GAME (Minimum 30 Made)
96.9%—St. Benedict (83) vs. St. Thomas (Minn.) (78), 1994 (31-32).

REBOUNDS, GAME
69—North Central (Ill.) (85) vs. Gettysburg (74), 1984.

REBOUNDS, TOURNAMENT
289—Wilmington (Ohio), 2004 (52 vs. Franklin, 43 vs. Albion, 55 vs. Thomas More, 48 vs. Puget Sound, 40 vs. Rochester, 51 vs. Bowdoin).

PERSONAL FOULS, GAME
36—Salem St. (69) vs. Wis.-Oshkosh (82), 1995.

Division III All-Tournament Teams

(First player listed on each team was the outstanding player of the championship. The award was not presented from 1985 through 1996 or in 1999.)

1982—Bev Hall, Elizabethtown
Page Lutz, Elizabethtown
Carol Peschel, UNC Greensboro
Carol Ferrin, Pomona-Pitzer
Sherry Sydney, UNC Greensboro

1983—Page Lutz, Elizabethtown
Kim Wallner, North Central (Ill.)
Brenda Sanders, North Central (Ill.)
Judy Hodge, Clark (Mass.)
Jackie Moore, Knoxville

1984—Page Lutz, Elizabethtown
Shelley Parks, Elizabethtown
Brenda Christian, Rust
Evelyn Oquendo, Salem St.
Cheryl Juris, North Central (Ill.)

1985—Dawn Cillo, New Rochelle
Lori Kerans, Millikin
Deanna Kyle, Scranton
Shelley Parks, Scranton
Amy Proctor, St. Norbert

1986—Evelyn Oquendo, Salem St.
Beth Kapnis, Salem St.
Crystal Coleman, Bishop
Batavia Evans, Bishop
Mary Fuhr, Capital

1987—Jessica Beachy, Concordia-M'head
Una Espenkotter, Scranton
Wendy Norris, Kean
Donna Pivonka, Wis.-Stevens Point
Karla Miller, Wis.-Stevens Point

1988—Jessica Beachy, Concordia-M'head
Jillayn Quaschnick, Concordia-M'head
Michelle Thykeson, Concordia-M'head
Diana Duff, Southern Me.
Shelly Bayhurst, St. John Fisher

1989—Nancy Keene, Elizabethtown
Kirsten Dumford, Cal St. Stanislaus
Lisa Minturn, Cal St. Stanislaus
Amy Huestis, Clarkson
Susan Yates, Centre

1990—Dina Disney, Hope
Holly VandenBerg, Hope
Susan Heidt, St. John Fisher
Michelle Skovrinski, St. John Fisher
Dortha Ford, Heidelberg

1991—Tonja Englund, St. Thomas (Minn.)
Laurie Trow, St. Thomas (Minn.)
Michelle Snow, Muskingum
Kate Titus, Muskingum
Bernice Laferriere, Eastern Conn. St.

1992—Lauri LaBeau, Alma
Kathy Beck, Moravian
Pam Porter, Moravian
Trish Harvey, Luther
Wendy Rogers, Eastern Conn. St.

1993—Sandy Buddelmeyer, Capital
Katie Geiger, Scranton
Emilie Hanson, Central (Iowa)
Tina Kampa, St. Benedict
Chris Rogers, Central (Iowa)

1994—Chris Boos, Wis.-Eau Claire
Carmen Ellis, Capital
Sarah Goldman, Washington-St. Louis
Laura Schmelzer, Capital
Christine Whelan, Wheaton (Mass.)

1995—Katie Mang, Capital
Jill Walker, Capital
Natalie DeMichei, Wis.-Oshkosh
Wendy Wangerin, Wis.-Oshkosh
Laura Witte, St. Thomas (Minn.)

1996—Shelley Dietz, Wis.-Oshkosh
Wendy Wangerin, Wis.-Oshkosh
Suzy Venet, Mount Union
Tracy Wilson, Mount Union
Kirsten Vipond, St. Thomas (Minn.)

1997—Marsha Harris, New York U.
Jennifer Krowlikowski, New York U.
Allison Berg, Wis.-Eau Claire
Erika Schmidt, Wis.-Eau Claire
Kristin Long, Capital

1998—Amy Schweizer, Washington-St. Louis
Alia Fischer, Washington-St. Louis
Joanna Brown, Southern Me.
Julie Plant, Southern Me.
Suzy Venet, Mount Union

1999—Tasha Rodgers, Washington-St. Louis
Alia Fischer, Washington-St. Louis
Molly Mark, St. Benedict
Robyn Ruschmeier, St. Benedict
Dee Jackson, Salem St.

2000—Alia Fischer, Washington-St. Louis
Tasha Rodgers, Washington-St. Louis
Trish Ripton, Southern Me.
Jennifer Ulstad, St. Thomas (Minn.)
Kelly Halpin, Scranton

2001—Tasha Rodgers, Washington-St. Louis
Jennifer Rudis, Washington-St. Louis
Katy Sturtz, Ohio Wesleyan
Amy Hitz, Messiah
Brianne Bognanno, Emmanuel (Mass.)

2002—Carry Boehning, Wis.-Stevens Point
Tara Schmitt, Wis.-Stevens Point
Lindsey Rush, DePauw
Megan Dietrichsen, St. Lawrence
Cara Barbierri, St. Lawrence

2003—Allison Wooley, Trinity (Tex.)
Megan Selmon, Trinity (Tex.)
Allison Coleman, Eastern Conn. St.
Kristi Channing, Wis.-Eau Claire
Kelly Wescott, Rochester

2004—Tara Rausch, Wilmington (Ohio)
Amy Kincer, Wilmington (Ohio)
Erika Smith, Rochester
Kelly Wescott, Rochester
Amanda Nechuta, Wis.-Stevens Point
Lora Trinkle, Bowdoin

2005—Joanna Conner, Millikin
Audrey Minott, Millikin
Lindsay Ippel, Millikin
Megan Silva, Randolph-Macon
Megan Myles, Southern Me.

2006—Bria Ebels, Hope
Julie Henderson, Hope
Ashley Marble, Southern Me.
Megan Myles, Southern Me.
Taryn Mellody, Scranton

2007—Liz Bondi, DePauw
Suzy Doughty, DePauw
Debbie Bruen, Mary Washington
Jamie McFarlin, Washington-St. Louis
Stephanie Ryba, New York U.

Won-Lost Records in Tournament Play

Team (Years Participated)	Yrs.	Won	Lost	Pct.	1st	2nd	3rd	4th
Adrian (1991-92)	2	1	2	.333	0	0	0	0
Albany (N.Y.) (1986-92)	2	3	2	.600	0	0	0	0
Albion (2004-05)	2	1	2	.333	0	0	0	0
Allegheny (1984-85-86-87)	4	3	5	.375	0	0	0	0
Alma (1985-86-87-89-92-94-96-97)	8	11	7	.611	1	0	0	0
Alvernia (1996-97-98-2002-04-05)	6	4	6	.400	0	0	0	0
Anderson (Ind.) (2002)	1	0	1	.000	0	0	0	0
Augustana (Ill.) (1982-83-87-89-90-91-93)	7	5	7	.417	0	0	0	0
Aurora (1994-95-2002-04)	4	3	4	.429	0	0	0	0
Austin (1998-99)	2	3	2	.600	0	0	0	0
Babson (1993-94-99)	3	2	3	.400	0	0	0	0
Baldwin-Wallace (1996-97-98-99-2000-01-03-05-06)	9	9	9	.500	0	0	0	0
Baruch (2006)	1	1	1	.500	0	0	0	0
Bates (1997-98-99-2000-05-06)	6	2	6	.250	0	0	0	0
Beloit (1995-96-97-98)	4	1	4	.200	0	0	0	0
Benedictine (Ill.) (2002)	1	0	1	.000	0	0	0	0
Bethany (W.V.) (1997-2000-01-02-04)	5	1	5	.167	0	0	0	0
Bethel (Minn.) (1994-95-96-97)	4	4	4	.500	0	0	0	0
Binghamton (1995-96-97-98)	4	0	4	.000	0	0	0	0
Bishop (1983-84-86-87)	4	7	5	.583	0	1	0	0
Blackburn (1997)	1	0	1	.000	0	0	0	0
Bowdoin (1999-2001-02-03-04-05-06-07)	8	19	8	.704	0	1	0	0
Brandeis (2006-07)	2	2	2	.500	0	0	0	0
Bridgewater (Va.) (1997-98-99-2006)	4	4	4	.500	0	0	0	0
Bridgewater St. (1983-84-85-86)	4	2	6	.250	0	0	0	0
Brockport St. (1995-2003-05)	3	0	3	.000	0	0	0	0
Buena Vista (1983-85-90-95-96-97-2004-05)	8	5	10	.333	0	0	0	0
Buffalo St. (1984-85-86-87-88-90-91-93-94-95-2002)	11	3	14	.176	0	0	0	0
Cabrini (1995-96-97-99)	4	0	4	.000	0	0	0	0
UC San Diego (1995-96-97-98-2000)	5	3	5	.375	0	0	0	0
Cal Lutheran (1995-98-99-2000-05-06)	6	2	6	.250	0	0	0	0
Cal St. San B'dino (1988-90)	2	1	3	.250	0	0	0	0

Team (Years Participated)	Yrs.	Won	Lost	Pct.	1st	2nd	3rd	4th
Cal St. Stanislaus (1985-87-88-89)	4	6	5	.545	0	1	0	0
Calvin (1988-91-93-96-97-98-99-2000-05-06-07)	11	14	11	.560	0	0	0	0
Capital (1985-86-87-91-92-93-94-95-96-97-99-2000-06)	13	31	12	.721	2	1	2	0
Carleton (2001-02-03-04)	4	2	4	.333	0	0	0	0
Carnegie Mellon (1989-91)	2	1	2	.333	0	0	0	0
Carroll (Wis.) (1984-85-86-2006-07)	5	2	8	.200	0	0	0	0
Carthage (1996)	1	0	1	.000	0	0	0	0
Case Reserve (2002)	1	1	1	.500	0	0	0	0
Centenary (N.J.) (2000)	1	0	1	.000	0	0	0	0
Central (Iowa) (1983-93-94-95-98)	5	9	4	.692	1	0	0	0
Centre (1987-88-89-90-91-2001)	6	11	7	.611	0	0	1	1
Chapman (1997-2001-02-03-04-05-06-07)	8	6	8	.429	0	0	0	0
Chestnut Hill (2005)	1	0	1	.000	0	0	0	0
Chicago (1995)	1	0	1	.000	0	0	0	0
Chris. Newport (1982-86-92-93-95-97-98-2001-02-04-07)	11	5	12	.294	0	0	0	0
CCNY (1996)	1	0	1	.000	0	0	0	0
Claremont-M-S (1995-96-2001-04)	4	2	4	.333	0	0	0	0
Clark (Mass.) (1982-83-87-89-92-95-97-98-2000-04)	10	10	13	.435	0	0	0	2
Clarkson (1989)	1	3	2	.600	0	0	0	1
Colby-Sawyer (1997-98-99-2005-06)	5	1	5	.167	0	0	0	0
Colorado Col. (1990)	1	0	2	.000	0	0	0	0
Columbia (1986)	1	1	1	.500	0	0	0	0
Concordia-M'head (1983-84-85-86-87-88-89-90-91-92-93-94-95-96-2006)	15	20	15	.571	1	1	0	0
Concordia (Wis.) (2007)	1	0	1	.000	0	0	0	0
Cortland St. (1988-92-99-2000-01-04-06-07)	8	5	9	.357	0	0	0	0
Defiance (1994-95-96-97-99-2001)	6	10	6	.625	0	0	0	0
Denison (1994-2005-06-07)	4	2	4	.333	0	0	0	0
DePauw (1996-98-99-2002-04-05-06-07)	8	15	7	.682	1	0	1	0
DeSales (1989-90-96-97-98-2000-03)	7	2	7	.222	0	0	0	0
Dickinson (2005-07)	2	0	2	.000	0	0	0	0
Eastern Conn. St. (1983-84-86-90-91-92-96-2001-02-03)	10	16	12	.571	0	1	1	1
East. Mennonite (2004)	1	1	1	.500	0	0	0	0
East. Nazarene (2000)	1	1	1	.500	0	0	0	0
Edgewood (2005)	1	0	1	.000	0	0	0	0
Elizabethtown (1982-83-84-86-87-88-89-94-95-96-97-99-2001)	13	24	11	.686	2	2	0	0
Elmhurst (1986)	1	1	1	.500	0	0	0	0
Elmira (1998-99)	2	2	2	.500	0	0	0	0
Emmanuel (Mass.) (1986-87-88-92-96-97-2001-02-03-04-05-07)	12	12	13	.480	0	0	0	1
Emory (1995-97)	2	4	2	.667	0	0	0	0
Farmingdale St. (2003)	1	0	1	.000	0	0	0	0
Ferrum (1995)	1	0	1	.000	0	0	0	0
Fitchburg St. (2007)	1	1	1	.500	0	0	0	0
Fontbonne (2000-01-03)	3	2	3	.400	0	0	0	0
Franklin (1994-95-2004-05-06)	5	1	5	.167	0	0	0	0
Frank. & Marsh. (1988-89-90-91)	4	2	6	.250	0	0	0	0
Frostburg St. (1982-83-85-91-97-2005)	6	2	7	.222	0	0	0	0
Gallaudet (1997-99)	2	2	2	.500	0	0	0	0
Geneseo St. (1993-94-95-96-97)	5	7	5	.583	0	0	0	0
George Fox (2000-01-05-07)	4	5	4	.556	0	0	0	0
Gettysburg (1984-85-95)	3	2	4	.333	0	0	0	0
Goucher (1996)	1	0	1	.000	0	0	0	0
Greensboro (2005-06)	2	1	2	.333	0	0	0	0
Grove City (1982-83)	2	1	2	.333	0	0	0	0
Guilford (2001-02)	2	2	2	.500	0	0	0	0
Gust. Adolphus (1991-95-2003-07)	4	1	4	.200	0	0	0	0
Gwynedd-Mercy (1999-2000-01-03-04-06-07)	7	4	7	.364	0	0	0	0
Hamilton (2007)	1	1	1	.500	0	0	0	0
Hanover (1997)	1	0	1	.000	0	0	0	0
Hardin-Simmons (1999-2000-01-02-03-04-06)	7	12	8	.600	0	0	0	1
Hartwick (1983-90-91-95-96-97-99)	7	3	7	.300	0	0	0	0
Heidelberg (1990)	1	4	1	.800	0	0	1	0
Hendrix (1996-97-2000)	3	2	3	.400	0	0	0	0
Hood (2002-03-06)	3	0	3	.000	0	0	0	0
Hope (1990-95-98-99-2001-02-03-06-07)	9	14	7	.667	2	0	0	0
Howard Payne (2005-06-07)	3	2	3	.400	0	0	0	0
Hunter (1999-2002-03-04)	4	0	4	.000	0	0	0	0
Husson (2004)	1	0	1	.000	0	0	0	0
Ill. Wesleyan (1995-96-2003-07)	4	1	4	.200	0	0	0	0
Ithaca (1997-2001-02-03-04-05-07)	7	5	7	.417	0	0	0	0
Johns Hopkins (1995-96-97-98-99-2000-03-04)	8	11	8	.579	0	0	0	0
Juniata (1986)	1	1	1	.500	0	0	0	0
Kean (1983-84-85-86-87-88-89-90-91-2002-07)	11	14	14	.500	0	0	0	1
Keene St. (2007)	1	1	1	.500	0	0	0	0
Kenyon (1997-2000)	2	0	2	.000	0	0	0	0
Keuka (2007)	1	0	1	.000	0	0	0	0
King's (Pa.) (2000-01-02-03)	4	5	4	.556	0	0	0	0
Knoxville (1983-84)	2	5	2	.714	0	0	1	0
La Verne (1996-2003-07)	3	0	3	.000	0	0	0	0
Lake Forest (1994-2000-01-02-07)	5	1	5	.167	0	0	0	0
Lakeland (1999-2001-02-04-06)	5	1	5	.167	0	0	0	0
Lawrence (Wis.) (1999)	1	0	1	.000	0	0	0	0
Lehman (2007)	0	0	1	.000	0	0	0	0
LeMoyne-Owen (1985)	1	1	1	.500	0	0	0	0

Team (Years Participated)	Yrs.	Won	Lost	Pct.	1st	2nd	3rd	4th
Linfield (2000)	1	0	1	.000	0	0	0	0
Loras (2003)	1	0	1	.000	0	0	0	0
Luther (1988-89-91-92-95-96-97-98-2007)	9	12	9	.571	0	0	1	0
Lycoming (1988-97)	2	1	2	.333	0	0	0	0
MacMurray (1996)	1	0	1	.000	0	0	0	0
Me.-Farmington (2006-07)	2	0	2	.000	0	0	0	0
Maine Maritime (2005-06-07)	3	0	3	.000	0	0	0	0
Manchester (1995-2006-07)	3	0	3	.000	0	0	0	0
Manhattanville (1982)	1	0	1	.000	0	0	0	0
Mary Baldwin (2004)	1	0	1	.000	0	0	0	0
Mary Washington (1994-98-2005-06-07)	5	9	5	.643	0	0	1	0
Marymount (Va.) (1990-91-92-93-94-95-96-97-2001-02-03-04-06)	13	15	15	.500	0	0	0	1
Maryville (Mo.) (2004-06-07)	3	1	3	.250	0	0	0	0
Maryville (Tenn.) (1989-90-91-92-93-94-95-96-2000-01-02-03-04-05-06)	15	13	15	.464	0	0	0	0
Marywood (1987)	1	0	2	.000	0	0	0	0
Mass.-Boston (1982)	1	0	1	.000	0	0	0	0
McDaniel (2002-04-05-07)	4	3	4	.429	0	0	0	0
McMurry (2000-06-07)	3	2	3	.400	0	0	0	0
Medaille (2006-07)	2	1	2	.333	0	0	0	0
Meredith (2001-03)	2	0	2	.000	0	0	0	0
Messiah (1996-2000-01-02-03-04-05-06-07)	9	13	9	.591	0	1	0	0
Methodist (2002-03)	2	0	2	.000	0	0	0	0
Middlebury (1995-96-98)	3	1	3	.250	0	0	0	0
Millikin (1982-84-85-89-94-95-96-97-98-2000-01-02-04-05)	14	20	14	.588	1	0	1	0
Millsaps (1995-96)	2	1	2	.333	0	0	0	0
Minn.-Morris (1983)	1	2	1	.667	0	0	0	0
Montclair St. (1989-90-95)	3	3	3	.500	0	0	0	0
Moravian (1986-90-91-92-93-2006)	6	7	7	.500	0	1	0	0
Mount Holyoke (2007)	1	0	1	.000	0	0	0	0
Mt. St. Joseph (2003)	1	0	1	.000	0	0	0	0
Mt. St. Mary (N.Y.) (2000-01-02-03-04-05-06-07)	8	1	8	.111	0	0	0	0
Mount Union (1995-96-98)	3	11	3	.786	0	1	1	0
Muhlenberg (1997-98-2006)	3	2	3	.400	0	0	0	0
Muskingum (1984-85-89-91-92-93-96)	7	10	7	.588	0	1	0	0
Nazareth (1988-89-90-96-97-98)	6	2	7	.222	0	0	0	0
Neb. Wesleyan (2001)	1	1	1	.500	0	0	0	0
New England (2001)	1	0	1	.000	0	0	0	0
TCNJ (1982-83-84-88-97-98-99-2001-04-06)	10	10	10	.500	0	0	0	0
New Rochelle (1983-84-85)	3	7	3	.700	0	1	0	0
New York U. (1986-87-89-91-93-94-95-96-97-98-99-2001-04-06-07)	15	25	17	.595	1	0	0	2
UNC Greensboro (1982-83-84-85-86-87-88-97)	8	12	1	.600	0	1	1	0
N.C. Wesleyan (1994-99)	2	2	2	.500	0	0	0	0
North Central (Ill.) (1983-84)	2	8	2	.800	1	0	0	1
North Park (1988)	1	0	2	.000	0	0	0	0
Norwich (2000-06-07)	3	1	3	.250	0	0	0	0
Notre Dame (Md.) (2007)	1	0	1	.000	0	0	0	0
Oglethorpe (2006-07)	2	0	2	.000	0	0	0	0
Ohio Northern (1984-86-87-88-89)	5	4	7	.364	0	0	0	0
Ohio Wesleyan (1992-95-99-2001-02)	5	7	5	.583	0	0	1	0
Oneonta St. (1998-2001)	2	0	2	.000	0	0	0	0
Oswego St. (2005-06)	2	0	2	.000	0	0	0	0
Pacific Lutheran (1999-2000-02-03-06)	5	9	5	.643	0	0	0	0
Penn St.-Behrend (1994-2001-04)	3	1	3	.250	0	0	0	0
Piedmont (2007)	1	0	1	.000	0	0	0	0
Pitt.-Greensburg (2003-04)	2	1	2	.333	0	0	0	0
Pitt.-Johnstown (1983-84-85)	3	4	3	.571	0	0	0	0
Plymouth St. (1995)	1	0	1	.000	0	0	0	0
Pomona-Pitzer (1982-83-84-85-86-87-94-96-97-2002)	10	7	12	.368	0	0	1	0
Puget Sound (2004-06-07)	3	6	3	.667	0	0	0	0
Randolph-Macon (1996-98-99-2003-05-06-07)	7	12	7	.632	0	1	0	0
Regis (Mass.) (1996)	1	0	1	.000	0	0	0	0
Rensselaer (2001)	1	0	1	.000	0	0	0	0
Rhode Island Col. (1983-85)	2	2	2	.500	0	0	0	0
Richard Stockton (1984-2000-05-06)	4	2	4	.333	0	0	0	0
Ripon (1996-2004-05)	3	2	3	.400	0	0	0	0
Roanoke (1990-91-92-93-94-95-96-97-98-2000)	10	6	10	.375	0	0	0	0
Rochester (1984-85-87-2003-04-06-07)	7	13	8	.619	0	0	1	1
Rockford (1987-2001-03-05-06)	5	1	5	.167	0	0	0	0
Rowan (1988-92-93-94-96-97-98-99-2000)	9	11	11	.500	0	0	0	1
Rust (1983-84-85-86-87-88)	6	13	7	.650	1	0	0	1
Rutgers-Camden (2003)	1	1	1	.500	0	0	0	0
St. Andrews (1982)	1	0	1	.000	0	0	0	0
St. Benedict (1989-90-91-92-93-94-95-96-97-98-99-2002-05-06-07)	15	17	18	.486	0	1	0	1
St. John Fisher (1987-88-89-90-91-92-93-94-95-96-97-2000-03-06)	14	18	15	.545	0	2	0	0
St. Lawrence (1983-99-2000-01-02-03-07)	7	7	8	.467	0	1	0	0
St. Mary's (Md.) (1998-99)	2	0	2	.000	0	0	0	0
St. Mary's (Minn.) (1985-86)	2	2	2	.500	0	0	0	0
St. Norbert (1983-85-86-87-88-89-2003)	7	7	11	.389	0	0	0	1
St. Olaf (1992)	1	0	1	.000	0	0	0	0
St. Thomas (Minn.) (1984-87-88-89-90-91-92-93-94-95-96-97-98-99-2000-01)	16	32	16	.667	1	0	3	0
Salem St. (1983-84-85-86-87-88-89-90-91-93-94-95-96-97-98-99-2000-01-02-03-04-05-06)	23	28	25	.528	1	0	2	1
Salisbury (1995-96-2000-01-02)	5	3	5	.375	0	0	0	0
Salve Regina (2002-03-04-07)	4	1	4	.200	0	0	0	0
SCAD (1997-2002)	2	0	2	.000	0	0	0	0

Team (Years Participated)	Yrs.	Won	Lost	Pct.	1st	2nd	3rd	4th
Scranton (1982-83-84-85-86-87-90-92-93-94-95-96-97-98-99-2000-02-03-04-05-06-07)	22	50	25	.667	1	0	3	4
Shenandoah (1996-2000)	2	0	2	.000	0	0	0	0
Simpson (1983-85-99-2000-05-06-07)	7	5	7	.417	0	0	0	0
Southern Me. (1986-87-88-89-90-91-92-93-95-96-97-98-99-2000-01-02-03-04-05-06-07)	21	43	22	.662	0	3	1	1
Southwestern (Tex.) (1998)	1	0	1	.000	0	0	0	0
Spring Garden (1987)	1	1	1	.500	0	0	0	0
Springfield (2001-02-03-05-06)	5	5	5	.500	0	0	0	0
Staten Island (1997-2000-01-05)	4	0	4	.000	0	0	0	0
Stony Brook (1987-89)	2	2	2	.500	0	0	0	0
Susquehanna (1982-83-84-85-86-91-92-93-99)	9	4	11	.267	0	0	0	0
Swarthmore (2001)	1	1	1	.500	0	0	0	0
Thiel (1988)	1	0	2	.000	0	0	0	0
Thomas More (1997-2001-02-04-07)	5	4	5	.444	0	0	0	0
Transylvania (2007)	1	0	1	.000	0	0	0	0
Trinity (Conn.) (1995-97)	2	1	2	.333	0	0	0	0
Trinity (Tex.) (1995-96-2003-05-06)	5	7	4	.636	1	0	0	0
Union (N.Y.) (2004)	1	1	1	.500	0	0	0	0
Upsala (1994)	1	2	1	.667	0	0	0	0
Ursinus (1995-2007)	2	0	2	.000	0	0	0	0
Va. Wesleyan (1984-86-88-89)	4	1	7	.125	0	0	0	0
Wartburg (1989-90-91-92-93-94-99-2001-02)	9	9	9	.500	0	0	0	0
Washington-St. Louis (1988-90-91-92-93-94-95-96-97-98-99-2000-01-02-03-04-05-06-07)	19	42	17	.712	4	2	0	1
Wash. & Jeff. (1995-98-2003-05-06)	5	0	5	.000	0	0	0	0
Waynesburg (1993-95)	2	1	2	.333	0	0	0	0
Webster (2002-05)	2	2	2	.500	0	0	0	0
Wellesley (2000)	1	0	1	.000	0	0	0	0
Wesleyan (Conn.) (2005-06)	2	2	2	.500	0	0	0	0
Western Conn. St. (1985-88-89-90-91-92-93-94-97-98)	10	5	12	.294	0	0	0	0
Westfield St. (1995-96)	2	0	2	.000	0	0	0	0
Westminster (Pa.) (2005-07)	2	1	2	.333	0	0	0	0
Wheaton (Ill.) (1996-97-98-99-2004-06-07)	7	5	7	.417	0	0	0	0
Wheaton (Mass.) (1994-95)	2	5	3	.625	0	0	0	1
Whitworth (2000)	1	0	1	.000	0	0	0	0
Widener (1982-2004)	2	0	2	.000	0	0	0	0
Wm. Paterson (1993-94-95-97-98-2007)	6	8	6	.571	0	0	0	0
William Penn (1984-85-86-87-88)	5	6	6	.500	0	0	0	0
William Smith (1992-94-95-96-97-98-99-2000-05-06)	10	13	10	.565	0	0	0	0
Williams (1997-99-2006-07)	4	5	4	.556	0	0	0	0
Wilmington (Ohio) (2000-02-03-04-07)	5	11	4	.733	1	0	0	0
Wis.-Eau Claire (1989-90-92-93-94-95-96-97-98-99-2000-01-03)	13	29	13	.690	0	1	2	0
Wis.-La Crosse (1983-84-88)	3	5	3	.625	0	0	0	0
Wis.-Oshkosh (1990-91-92-94-95-96-97-98-99-2000)	10	21	9	.700	1	1	0	0
Wis.-River Falls (1988-89-95)	3	1	4	.200	0	0	0	0
Wis.-Stevens Point (1987-91-2002-04)	4	14	3	.824	2	0	0	1
Wis.-Stout (1992-93-94-96-97-2002-05-06-07)	9	5	9	.357	0	0	0	0
Wis.-Whitewater (1983-84-85-86-87-93-95)	7	8	7	.533	0	0	0	0
Wis. Lutheran (2000-03)	2	0	2	.000	0	0	0	0
Wittenberg (1990-93-94-95-96-98-2003-04)	8	3	8	.273	0	0	0	0
Wooster (1983-85)	2	0	4	.000	0	0	0	0
WPI (1984-96)	2	2	2	.500	0	0	0	0

All-Time Results

1982 First Round: Elizabethtown 86, Chris. Newport 59; TCNJ 70, Widener 43; Clark (Mass.) 67, Mass.-Boston 49; Augustana (Ill.) 83, Grove City 62; Scranton 69, Manhattanville 49; Pomona-Pitzer 68, Millikin 66; Susquehanna 63, Frostburg St. 60; UNC Greensboro 71, St. Andrews 63. **Second Round:** Elizabethtown 74, TCNJ 58; Clark (Mass.) 67, Augustana (Ill.) 56; Pomona-Pitzer 62, Scranton 53 (ot); UNC Greensboro 74, Susquehanna 66. **Semifinals:** Elizabethtown 71, Clark (Mass.) 51; UNC Greensboro 77, Pomona-Pitzer 66. **Third Place:** Pomona-Pitzer 72, Clark (Mass.) 71 (ot). **Championship:** Elizabethtown 67, UNC Greensboro 66 (ot).

1983 First Round: Clark (Mass.) 85, Bridgewater St. 71; Salem St. 59, Eastern Conn. St. 58; Rhode Island Col. 64, Hartwick 63; New Rochelle 80, St. Lawrence 74; Frostburg St. 72, TCNJ 68; Kean 68, Wooster 63; Elizabethtown 65, Scranton 47; Grove City 60, Susquehanna 58; Central (Iowa) 78, Augustana (Ill.) 71; North Central (Ill.) 78, Buena Vista 65; Concordia-M'head 75, Pomona-Pitzer 60; Minn.-Morris 89, Bishop 78; Wis.-Whitewater 96, Simpson 70; Wis.-La Crosse 79, St. Norbert 65; Pitt.-Johnstown 76, Rust 70; Knoxville 74, UNC Greensboro 71. **Regional Third Place:** Bridgewater St. 71, Eastern Conn. St. 57; Hartwick 65, St. Lawrence 62; TCNJ 70, Wooster 63; Scranton 62, Susquehanna 59; Augustana (Ill.) 86, Buena Vista 70; Pomona-Pitzer 62, Bishop 54; Simpson 81, St. Norbert 78; UNC Greensboro 68, Rust 61. **Regional Championships:** Clark (Mass.) 62, Salem St. 57; New Rochelle 75, Rhode Island Col. 58; Kean 79, Frostburg St. 74; Elizabethtown 59, Grove City 55; North Central (Ill.) 82, Central (Iowa) 79; Minn.-Morris 69, Concordia-M'head 68; Wis.-La Crosse 78, Wis.-Whitewater 66; Knoxville 73, Pitt.-Johnstown 71. **Quarterfinals:** Clark (Mass.) 67, New Rochelle 58; North Central (Ill.) 100, Minn.-Morris 82; Elizabethtown 62, Kean 57; Knoxville 70, Wis.-La Crosse 65 (ot). **Semifinals:** North Central (Ill.) 84, Knoxville 74; Elizabethtown 80, Clark (Mass.) 66. **Third Place:** Knoxville 82, Clark (Mass.) 80. **Championship:** North Central (Ill.) 83, Elizabethtown 71.

1984 First Round: Susquehanna 77, Allegheny 61; Elizabethtown 67, Scranton 58; TCNJ 78, Rochester 58; Buffalo St. 81, New Rochelle 67; Eastern Conn. St. 54, Bridgewater St. 48; Salem St. 69, WPI 50; Richard Stockton 77, Ohio Northern 69; Kean 79, Muskingum 69; Pitt.-Johnstown 64, Wis.-Whitewater 60; Wis.-La Crosse 77, Carroll (Wis.) 67; North Central (Ill.) 65, William Penn 57; Gettysburg 79, Millikin 74; Concordia-M'head 77, Pomona-Pitzer 58; Bishop 71, St. Thomas (Minn.) 67; Knoxville 82, UNC Greensboro 74; Rust 83, Va. Wesleyan 65. **Regional Third Place:** Scranton 87, Allegheny 78; New Rochelle 64, Rochester 54; WPI 75, Bridgewater St. 71; Muskingum 74, Ohio Northern 70; Wis.-Whitewater 69, Carroll (Wis.) 56; Millikin 79, William Penn 77; St. Thomas (Minn.) 63, Pomona-Pitzer 59; UNC Greensboro 70, Va. Wesleyan 69. **Regional Championships:** Elizabethtown 73, Susquehanna 71; TCNJ 63, Buffalo St. 60; Salem St. 66, Eastern Conn. St. 54; Kean 62, Richard Stockton 54; Pitt.-Johnstown 88, Wis.-La Crosse 64; North Central (Ill.) 85, Gettysburg 74; Bishop 73, Concordia-M'head 71; Rust 80, Knoxville 76. **Quarterfinals:** Elizabethtown 72, TCNJ 60; Salem St. 63, Kean 58; North Central (Ill.) 105, Pitt.-Johnstown 101; Rust 91, Bishop 68. **Semifinals:** Elizabethtown 80, Salem St. 58; Rust 79, North Central (Ill.) 78. **Third Place:** Salem St. 90, North Central (Ill.) 85. **Championship:** Rust 51, Elizabethtown 49.

1985 First Round: Muskingum 67, Frostburg St. 65; Capital 85, Kean 64; Allegheny 62, Buffalo St. 56; New Rochelle 70, Rochester 66; Cal St. Stanislaus 59, St. Mary's (Minn.) 57; Pomona-Pitzer 68, Concordia-M'head 59; St. Norbert 72, Carroll (Wis.) 53; Wis.-Whitewater 85, Alma 70; Rust 83, Wooster 33; UNC Greensboro 84, LeMoyne-Owen 77 (ot); Millikin 62, Simpson 60; William Penn 75, Buena Vista 53; Bridgewater St. 80, Rhode Island Col. 59; Salem St. 78, Western Conn. St. 71; Scranton 79, Gettysburg 57; Pitt.-Johnstown 72, Susquehanna 62. **Regional Third Place:** Kean 79, Frostburg St. 66; Rochester 63, Buffalo St. 58; St. Mary's (Minn.) 72, Concordia-M'head 66; Alma 78, Carroll (Wis.) 72; LeMoyne-Owen 78, Wooster 74 (ot); Simpson 80, Buena Vista 71; Rhode Island Col. 90, Western Conn. St. 87; Susquehanna 77, Gettysburg 67. **Regional Championships:** Muskingum 78, Capital 56; New Rochelle 79, Allegheny 68; Pomona-Pitzer 61, Cal St. Stanislaus 47; St. Norbert 82, Wis.-Whitewater 80 (ot); Rust 70, UNC Greensboro 66; Millikin 67, William Penn 66; Salem St. 63, Bridgewater St. 59; Scranton 65, Pitt.-Johnstown 53. **Quarterfinals:** New Rochelle 74, Muskingum 73; St. Norbert 69, Pomona-Pitzer 55; Millikin 80, Rust 79; Scranton 85, Salem St. 59. **Semifinals:** New Rochelle 61, St. Norbert 59; Scranton 83, Millikin 75. **Third Place:** Millikin 76, St. Norbert 73. **Championship:** Scranton 68, New Rochelle 59.

1986 First Round: New York U. 70, Buffalo St. 65; Albany (N.Y.) 74, Columbia 67; Salem St. 58, Bridgewater St. 47; Emmanuel (Mass.) 59, Southern Me. 50; St. Norbert 77,

Susquehanna 63; Wis.-Whitewater 71, Alma 65; Rust 74, Chris. Newport 43; UNC Greensboro 84, Va. Wesleyan 75; Elizabethtown 70, Moravian 64; Scranton 70, Juniata 53; Kean 68, Ohio Northern 64; Capital 84, Allegheny 66; Eastern Conn. St. 71, Elmhurst 68; William Penn 80, Carroll (Wis.) 68; Bishop 83, Pomona-Pitzer 57; Concordia-M'head 67, St. Mary's (Minn.) 63. **Regional Third Place:** Columbia 89, Buffalo St. 73; Southern Me. 59, Bridgewater St. 55; Alma 74, Susquehanna 61; Va. Wesleyan 83, Chris. Newport 56; Juniata 66, Moravian 50; Allegheny 80, Ohio Northern 66; Elmhurst 85, Carroll (Wis.) 83; St. Mary's (Minn.) 73, Pomona-Pitzer 57. **Regional Championships:** Albany (N.Y.) 68, New York U. 66; Salem St. 77, Emmanuel (Mass.) 60; Wis.-Whitewater 57, St. Norbert 56; Rust 99, UNC Greensboro 61; Elizabethtown 74, Scranton 60; Capital 72, Kean 71 (ot); William Penn 75, Eastern Conn. St. 59; Bishop 90, Concordia-M'head 86. **Quarterfinals:** Salem St. 90, Albany (N.Y.) 79; Rust 78, Wis.-Whitewater 64; Capital 61, Elizabethtown 55; Bishop 85, William Penn 77. **Semifinals:** Salem St. 67, Rust 59; Bishop 73, Capital 68. **Third Place:** Capital 77, Rust 61. **Championship:** Salem St. 89, Bishop 85.

1987 First Round: St. John Fisher 69, New York U. 59; Stony Brook 77, Rochester 72; Scranton 62, Marywood 57; Elizabethtown 71, Spring Garden 56; Wis.-Stevens Point 75, St. Norbert 58; Alma 67, Wis.-Whitewater 48; Rockford 69, St. Thomas (Minn.) 65; William Penn 55, Augustana (Ill.) 53; Southern Me. 79, Clark (Mass.) 70; Emmanuel (Mass.) 62, Salem St. 58; Kean 87, Allegheny 68; Ohio Northern 68, Capital 64; Rust 79, Buffalo St. 60; Centre 79, UNC Greensboro 69; Concordia-M'head 77, Cal St. Stanislaus 64; Pomona-Pitzer 74, Bishop 50. **Regional Third Place:** Rochester 76, New York U. 62; Spring Garden 70, Marywood 62; Wis.-Whitewater 78, St. Norbert 58; Augustana (Ill.) 70, St. Thomas (Minn.) 65; Salem St. 68, Clark (Mass.) 64; Allegheny 79, Capital 63; UNC Greensboro 83, Buffalo St. 74; Bishop 79, Cal St. Stanislaus 78. **Regional Championships:** St. John Fisher 63, Stony Brook 54; Scranton 66, Elizabethtown 59; Wis.-Stevens Point 67, Alma 55; William Penn 67, Rockford 64; Southern Me. 70, Emmanuel (Mass.) 53; Kean 69, Ohio Northern 58; Rust 76, Centre 50; Concordia-M'head 68, Pomona-Pitzer 46. **Quarterfinals:** Scranton 50, St. John Fisher 43 (ot); Wis.-Stevens Point 71, William Penn 66; Kean 69, Southern Me. 56; Concordia-M'head 72, Rust 62. **Semifinals:** Wis.-Stevens Point 74, Scranton 59; Concordia-M'head 74, Kean 69. **Third Place:** Scranton 92, Kean 90 (ot). **Championship:** Wis.-Stevens Point 81, Concordia-M'head 74.

1988 First Round: St. John Fisher 88, Cortland St. 69; Nazareth 79, Buffalo St. 76; Ohio Northern 66, Rowan 53; TCNJ 74, Kean 73; Elizabethtown 71, Thiel 55; Frank. & Marsh. 75, Lycoming 59; Salem St. 80, Western Conn. St. 77 (ot); Southern Me. 68, Emmanuel (Mass.) 61; Rust 83, Va. Wesleyan 49; UNC Greensboro 81, Centre 77; Washington-St. Louis 68, North Park 61; Luther 53, William Penn 50; St. Norbert 79, Wis.-River Falls 78; Wis.-La Crosse 68, Calvin 65; Concordia-M'head 85, Cal St. San B'dino 61; St. Thomas (Minn.) 68, Cal St. Stanislaus 62. **Regional Third Place:** Buffalo St. 82, Cortland St. 68; Kean 76, Rowan 68; Lycoming 92, Thiel 85; Emmanuel (Mass.) 76, Western Conn. St. 43; Centre 72, Va. Wesleyan 59; William Penn 87, North Park 60; Calvin 54, Wis.-River Falls 47; Cal St. Stanislaus 84, Cal St. San B'dino 59. **Regional Championships:** St. John Fisher 77, Nazareth 49; Ohio Northern 73, TCNJ 58; Frank. & Marsh. 68, Elizabethtown 65; Southern Me. 60, Salem St. 56; UNC Greensboro 66, Rust 64; Luther 58, Washington-St. Louis 54; Wis.-La Crosse 83, St. Norbert 81; Concordia-M'head 77, St. Thomas (Minn.) 58. **Quarterfinals:** St. John Fisher 74, Ohio Northern 57; Southern Me. 73, Frank. & Marsh. 52; UNC Greensboro 55, Luther 52; Concordia-M'head 85, Wis.-La Crosse 68. **Semifinals:** St. John Fisher 70, Southern Me. 53; Concordia-M'head 103, UNC Greensboro 66. **Third Place:** UNC Greensboro 68, Southern Me. 66. **Championship:** Concordia-M'head 65, St. John Fisher 57.

1989 First Round: Elizabethtown 78, Carnegie Mellon 61; DeSales 74, Frank. & Marsh. 58; Muskingum 88, Montclair St. 69; Ohio Northern 85, Kean 72; Wis.-River Falls 93, St. Norbert 74; Wis.-Eau Claire 68, Alma 63; Nazareth 71, Maryville (Tenn.) 63; Centre 70, Va. Wesleyan 61; Clark (Mass.) 70, Salem St. 40; Southern Me. 71, Western Conn. St. 46; Clarkson 81, St. John Fisher 64; New York U. 72, Stony Brook 60; Augustana (Ill.) 93, Wartburg 74; Luther 77, Millikin 63; Cal St. Stanislaus 82, St. Thomas (Minn.) 68; Concordia-M'head 80, St. Benedict 58. **Regional Third Place:** Carnegie Mellon 73, Frank. & Marsh. 67 (ot); Montclair St. 59, Kean 54; Alma 79, St. Norbert 69; Maryville (Tenn.) 86, Va. Wesleyan 79; Western Conn. St. 58, Salem St. 57; Stony Brook 83, St. John Fisher 76; Wartburg 97, Millikin 75; St. Thomas (Minn.) 64, St. Benedict 56. **Regional Championships:** Elizabethtown 91, DeSales 58; Muskingum 83, Ohio Northern 78; Wis.-Eau Claire 83, Wis.-River Falls 73; Centre 81, Nazareth 62; Clark (Mass.) 51, Southern Me. 47; Clarkson 77, New York U. 66; Luther 82, Augustana (Ill.) 59; Cal St. Stanislaus 80, Concordia-M'head 74. **Quarterfinals:** Elizabethtown 72, Muskingum 67; Centre 82, Wis.-Eau Claire 62; Clarkson 72, Clark (Mass.) 58; Cal St. Stanislaus 70, Luther 67. **Semifinals:** Elizabethtown 73, Centre 64 (ot); Cal St. Stanislaus 89, Clarkson 74. **Third Place:** Centre 106, Clarkson 78. **Championship:** Elizabethtown 66, Cal St. Stanislaus 65.

1990 First Round: St. John Fisher 81, Buffalo St. 77 (ot); Hartwick 71, Nazareth 61; Scranton 87, Moravian 84; DeSales 77, Frank. & Marsh. 70 (ot); Western Conn. St. 53, Salem St. 51; Southern Me. 57, Eastern Conn. St. 50; Heidelberg 69, Wittenberg 56; Montclair St. 57, Kean 49; Concordia-M'head 76, Colorado Col. 63; St. Thomas (Minn.) 78, Cal St. San B'dino 49; Centre 95, Marymount (Va.) 80; Maryville (Tenn.) 64, Roanoke 62; Buena Vista 78, Washington-St. Louis 71; Wartburg 72, Augustana (Ill.) 57; Hope 73, St. Benedict 60; Wis.-Oshkosh 68, Wis.-Eau Claire 65. **Regional Third Place:** Buffalo St. 68, Nazareth 55; Moravian 85, Frank. & Marsh. 71; Eastern Conn. St. 73, Salem St. 69; Wittenberg 80, Kean 73; Cal St. San B'dino 64, Colorado Col. 53; Roanoke 90, Marymount (Va.) 83; Augustana (Ill.) 54, Washington-St. Louis 52; Wis.-Eau Claire 67, St. Benedict 59. **Regional Championships:** St. John Fisher 69, Hartwick 64 (ot); Scranton 81, DeSales 70; Southern Me. 72, Western Conn. St. 65 (ot); Heidelberg 70, Montclair St. 49; Concordia-M'head 81, St. Thomas (Minn.) 77 (ot); Centre 73, Maryville (Tenn.) 63; Buena Vista 78, Wartburg 63; Hope 68, Wis.-Oshkosh 67. **Quarterfinals:** St. John Fisher 66, Scranton 60; Heidelberg 71, Southern Me. 62; Centre 70, Concordia-M'head 65; Hope 85, Buena Vista 79 (ot). **Semifinals:** St. John Fisher 77, Heidelberg 54; Hope 75, Centre 62. **Third Place:** Heidelberg 71, Centre 60. **Championship:** Hope 65, St. John Fisher 63.

1991 Regionals: St. John Fisher 74, Buffalo St. 66; Frostburg St. 61, Kean 57; Hartwick 55, New York U. 54 (ot); Muskingum 76, Capital 74; Washington-St. Louis 69, Augustana (Ill.) 62; Maryville (Tenn.) 88, Centre 80; Luther 78, Wartburg 54; Roanoke 86, Marymount (Va.) 66; Susquehanna 70, Carnegie Mellon 54; Southern Me. 60, Salem St. 57; Moravian 81, Frank. & Marsh. 76; Eastern Conn. St. 62, Western Conn. St. 50; Wis.-Oshkosh 67, Wis.-Stevens Point 62; St. Thomas (Minn.) 76, St. Benedict 62; Adrian 57, Calvin 50; Concordia-M'head 75, Gust. Adolphus 62. **Sectional Semifinals:** St. John Fisher 79, Frostburg St. 50; Muskingum 67, Hartwick 57; Washington-St. Louis 73, Maryville (Tenn.) 59; Roanoke 84, Luther 74; Southern Me. 83, Susquehanna 74; Eastern Conn. St. 71, Moravian 62; St. Thomas (Minn.) 87, Wis.-Oshkosh 63; Concordia-M'head 100, Adrian 75. **Sectional Championships:** Muskingum 81, St. John Fisher 70; Washington-St. Louis 67, Roanoke 51; Eastern Conn. St. 63, Southern Me. 62; St. Thomas (Minn.) 76, Concordia-M'head 62. **Semifinals:** Muskingum 85, Washington-St. Louis 60; St. Thomas (Minn.) 91, Eastern Conn. St. 55. **Third Place:** Eastern Conn. St. 83, Washington-St. Louis 74. **Championship:** St. Thomas (Minn.) 73, Muskingum 55.

1992 Regionals: Eastern Conn. St. 81, Emmanuel (Mass.) 72; Albany (N.Y.) 67, William Smith 50; Southern Me. 73, Clark (Mass.) 61; Cortland St. 65, St. John Fisher 54; Capital 106, Rowan 51; Scranton 67, Susquehanna 66 (ot); Muskingum 81, Ohio Wesleyan 68; Moravian 84, Western Conn. St. 53; Roanoke 73, Maryville (Tenn.) 71; Alma 92, Adrian 77; Chris. Newport 73, Marymount (Va.) 71; Wis.-Eau Claire 83, Wis.-Oshkosh 81 (ot); St. Thomas (Minn.) 89, St. Olaf 60; Luther 102, Washington-St. Louis 78; St. Benedict 86, Concordia-M'head 76; Wartburg 90, Wis.-Stout 72. **Sectional Semifinals:** Eastern Conn. St. 69, Albany (N.Y.) 57; Southern Me. 50, Cortland St. 49; Capital 80, Scranton 56; Moravian 104, Muskingum 90; Alma 69, Roanoke 60; Wis.-Eau Claire 90, Chris. Newport 74; Luther 61, St. Thomas (Minn.) 60; Wartburg 74, St. Benedict 64. **Sectional Championships:** Eastern Conn. St. 63, Southern Me. 56; Moravian 85, Capital 76; Alma 83, Wis.-Eau Claire 73; Luther 70, Wartburg 61. **Semifinals:** Moravian 74, Eastern Conn. St. 67; Alma 81, Luther 80. **Third Place:** Luther 79, Eastern Conn. St. 74. **Championship:** Alma 79, Moravian 75.

1993 Regionals: Southern Me. 67, Salem St. 63; Rowan 65, Wm. Paterson 55; Babson 86, Western Conn. St. 68; Capital 93, Wittenberg 50; Geneseo St. 84, Buffalo St. 69; Moravian 56, Susquehanna 55; New York U. 64, St. John Fisher 57 (ot); Scranton 103, Waynesburg 76; Maryville (Tenn.) 85, Roanoke 67; Concordia-M'head 78, Muskingum 64; Marymount (Va.) 115, Chris. Newport 96; St. Benedict 78, St. Thomas (Minn.) 65; Wis.-Eau Claire 95, Wis.-Stout 89; Central (Iowa) 81, Augustana (Ill.) 68; Wis.-Whitewater 76, Calvin 68; Wartburg 75, Washington-St. Louis 60. **Sectional Semifinals:** Southern Me. 75, Rowan 48; Capital 68, Babson 56; Geneseo St. 80, Moravian 57; Scranton 82, New York U. 54; Concordia-M'head 87, Maryville (Tenn.) 69; St. Benedict 108, Marymount (Va.) 75; Central (Iowa) 70, Wis.-Eau Claire 63; Wartburg 83, Wis.-Whitewater 77. **Sectional Championships:** Capital 66, Southern Me. 56; Scranton 79, Geneseo St. 70; St. Benedict 84, Concordia-M'head 57; Central (Iowa) 62, Wartburg 60. **Semifinals:** Capital 65, Scranton 61; Central (Iowa) 60, St. Benedict 59. **Third Place:** Scranton 89, St. Benedict 69. **Championship:** Central (Iowa) 71, Capital 63.

1994 First Round: Upsala 81, Elizabethtown 70; Geneseo St. 79, William Smith 60; Penn St.-Behrend 92, Denison 73; Central (Iowa) 82, Lake Forest 71; N.C. Wesleyan 70, Roanoke 67; Aurora 61, Wartburg 57; Alma 74, Franklin 59; St. Thomas (Minn.) 90, Pomona-Pitzer 65. **Second Round:** Wheaton (Mass.) 75, Salem St. 69; Upsala 73, Rowan 65; Babson 76, Western Conn. St. 53; Scranton 80, Wm. Paterson 63; St. John Fisher 68, Geneseo St. 63; Defiance 65, Wittenberg 62; New York U. 86, Buffalo St. 64; Capital 96, Penn St.-Behrend 75; Marymount (Va.) 97, Mary Washington 80; Millikin 76, Central (Iowa) 61; Maryville (Tenn.) 84, N.C. Wesleyan 65; Washington-St. Louis 77, Aurora 68; Wis.-Oshkosh 63, Alma 59; Bethel (Minn.) 65, Concordia-M'head 61; Wis.-Eau Claire 87, Wis.-Stout 76; St. Benedict 83, St. Thomas (Minn.) 78. **Sectional Semifinals:** Wheaton (Mass.) 82, Upsala 77; Scranton 69, Babson 62; Defiance 59, St. John Fisher 55; Capital 74, New York U. 51; Millikin 85, Marymount (Va.) 68; Washington-St. Louis 94, Maryville (Tenn.) 77; Wis.-Oshkosh 70, Bethel (Minn.) 58; Wis.-Eau Claire 83, St. Benedict 82. **Sectional Championships:** Wheaton (Mass.) 81, Scranton 80 (ot); Capital 89, Defiance 64; Washington-St. Louis 67, Millikin 63; Wis.-Eau Claire 69, Wis.-Oshkosh 57. **Semifinals:** Capital 72, Wheaton (Mass.) 54; Washington-St. Louis 86, Wis.-Eau Claire 82 (ot). **Third Place:** Wis.-Eau Claire 107, Wheaton (Mass.) 71. **Championship:** Capital 82, Washington-St. Louis 63.

1995 Play-in: Salem St. 69, Westfield St. 64; Clark (Mass.) 74, Plymouth St. 61; New York U. 67, Brockport St. 61; St. John Fisher 79, Binghamton 55; Trinity (Conn.) 66, Southern Me. 63; Wheaton (Mass.) 74, Middlebury 53; William Smith 84, Buffalo St. 65; Geneseo St. 86, Hartwick 60; Maryville (Tenn.) 90, Trinity (Tex.) 72; Roanoke 87, Ferrum 70; Franklin 78, Manchester 69; Wis.-Oshkosh 68, Hope 44; Marymount (Va.) 91, Chris. Newport 79; Emory 95, Millsaps 77; Wis.-Whitewater 72, Wis.-River Falls 71; Wis.-Eau Claire 70, Beloit 56; Gettysburg 73, Scranton 65; Wm. Paterson 82, Cabrini 41; Defiance 80, Wittenberg 58; Mount Union 70, Ohio Wesleyan 63; Johns Hopkins 77, Ursinus 67; Montclair St. 77, Elizabethtown 68; Waynesburg 68, Salisbury 66; Capital 74, Wash. & Jeff. 50; Millikin 70, Chicago 53; Central (Iowa) 70, Buena Vista 65; Claremont-M-S 63, Cal Lutheran 54; St. Thomas (Minn.) 66, Gust. Adolphus 54; Aurora 72, Luther 68; Washington-St. Louis 75, Ill. Wesleyan 69; Concordia-M'head 54, Bethel (Minn.) 50; St. Benedict 69, UC San Diego 57. **Second Round:** Salem St. 76, Clark (Mass.) 56; New York U. 70, St. John Fisher 62 (ot); Wheaton (Mass.) 80, Trinity (Conn.) 76; Geneseo St. 81, William Smith 66; Maryville (Tenn.) 90, Roanoke 59; Wis.-Oshkosh 61, Franklin 57; Emory 95, Marymount (Va.) 79; Wis.-Eau Claire 74, Wis.-Whitewater 64; Wm. Paterson 80, Gettysburg 55; Mount Union 73, Defiance 63; Johns Hopkins 75, Montclair St. 58; Capital 74, Waynesburg 40; Millikin 66, Central (Iowa) 58; St. Thomas (Minn.) 82, Claremont-M-S 52; Aurora 75, Washington-St. Louis 63; St. Benedict 71, Concordia-M'head 56. **Sectional Semifinals:** Salem St. 81, New York U. 78; Geneseo St. 69, Wheaton (Mass.) 66; Wis.-Oshkosh 83, Maryville (Tenn.) 67; Wis.-Eau Claire 88, Emory 51; Wm. Paterson 59, Mount Union 58; Capital 94, Johns Hopkins 79; St. Thomas (Minn.) 67, Millikin 58; St. Benedict 80, Aurora 46. **Sectional Championships:** Salem St. 76, Geneseo St. 65; Wis.-Oshkosh 86, Wis.-Eau Claire 80; Capital 75, Wm. Paterson 60; St. Thomas (Minn.) 67, St. Benedict 65. **Semifinals:** Wis.-Oshkosh 82, Salem St. 69; Capital 68, St. Thomas (Minn.) 59. **Third Place:** St. Thomas (Minn.) 82, Salem St. 79 (ot). **Championship:** Capital 59, Wis.-Oshkosh 55.

1996 First Round: Southern Me. 66, Regis (Mass.) 48; WPI 63, Westfield St. 58; Capital 71, Muskingum 65; Mount Union 64, Wittenberg 51; Middlebury 67, Emmanuel (Mass.) 54; Salem St. 69, Eastern Conn. St. 47; Salisbury 77, Goucher 53; Defiance 84, Baldwin-Wallace 73; Randolph-Macon 91, Shenandoah 74; Millsaps 65, Hendrix 57; Claremont-M-S 62, La Verne 61; Bethel (Minn.) 64, Concordia-M'head 60;

Maryville (Tenn.) 77, Roanoke 76; Marymount (Va.) 92, Trinity (Tex.) 53; UC San Diego 58, Pomona-Pitzer 57; St. Thomas (Minn.) 68, St. Benedict 52; Rowan 81, Elizabethtown 68; Messiah 75, DeSales 65; William Smith 83, Hartwick 61; Geneseo St. 71, Binghamton 66; Johns Hopkins 70, Alvernia 58; Scranton 85, Cabrini 74; St. John Fisher 60, Nazareth 59; New York U. 96, CCNY 43; Millikin 74, MacMurray 43; Luther 91, Buena Vista 76; Wis.-Eau Claire 70, Wis.-Stout 41; Calvin 60, Ripon 50; Wheaton (Ill.) 72, Carthage 71; Washington-St. Louis 68, Ill. Wesleyan 63; Beloit 47, Alma 44; Wis.-Oshkosh 77, DePauw 45. **Second Round:** Southern Me. 73, WPI 52; Mount Union 65, Capital 62; Salem St. 58, Middlebury 55; Defiance 94, Salisbury 64; Randolph-Macon 99, Millsaps 66; Bethel (Minn.) 74, Claremont-M-S 63; Marymount (Va.) 81, Maryville (Tenn.) 69; St. Thomas (Minn.) 66, UC San Diego 42; Rowan 90, Messiah 65; William Smith 85, Geneseo St. 68; Scranton 75, Johns Hopkins 62; New York U. 82, St. John Fisher 41; Millikin 74, Luther 59; Wis.-Eau Claire 68, Calvin 47; Washington-St. Louis 68, Wheaton (Ill.) 62; Wis.-Oshkosh 69, Beloit 50. **Sectional Semifinals:** Mount Union 79, Southern Me. 62; Defiance 84, Salem St. 58; Bethel (Minn.) 96, Randolph-Macon 77; St. Thomas (Minn.) 67, Marymount (Va.) 62; Rowan 97, William Smith 69; New York U. 77, Scranton 48; Wis.-Eau Claire 90, Millikin 71; Wis.-Oshkosh 75, Washington-St. Louis 53. **Sectional Championships:** Mount Union 66, Defiance 61; St. Thomas (Minn.) 65, Bethel (Minn.) 57; New York U. 68, Rowan 63; Wis.-Oshkosh 62, Wis.-Eau Claire 57. **Semifinals:** Mount Union 71, St. Thomas (Minn.) 57; Wis.-Oshkosh 62, New York U. 37. **Third Place:** St. Thomas (Minn.) 75, New York U. 51. **Championship:** Wis.-Oshkosh 66, Mount Union 50.

1997 First Round: New York U. 66, Nazareth 50; St. John Fisher 75, Hartwick 62 (2 ot); Rowan 77, Frostburg St. 47; Wm. Paterson 81, Gallaudet 69; Ithaca 73, Binghamton 66; William Smith 84, Geneseo St. 62; TCNJ 80, Colby-Sawyer 71; Marymount (Va.) 79, Staten Island 58; Emmanuel (Mass.) 88, Clark (Mass.) 81; Western Conn. St. 86, Bates 65; Elizabethtown 69, DeSales 61; Johns Hopkins 66, Cabrini 45; Williams 80, Salem St. 66; Southern Me. 53, Trinity (Conn.) 51; Alvernia 63, Lycoming 45; Scranton 83, Muhlenberg 54; Defiance 92, Hanover 51; Alma 66, Kenyon 59; Buena Vista 88, Bethel (Minn.) 77 (ot); UC San Diego 74, Pomona-Pitzer 50; Calvin 58, Baldwin-Wallace 55; Capital 80, Bethany (W.V.) 46; St. Benedict 97, Chapman 59; St. Thomas (Minn.) 89, Luther 47; Millikin 61, Washington-St. Louis 53; Wis.-Stout 65, Wheaton (Ill.) 60; Emory 70, Greensboro 51; Hendrix 76, SCAD 54; Wis.-Oshkosh 89, Blackburn 52; Wis.-Eau Claire 78, Beloit 57; Bridgewater (Va.) 82, Chris. Newport 72; Thomas More 80, Roanoke 76. **Second Round:** New York U. 75, St. John Fisher 46; Wm. Paterson 60, Rowan 58; William Smith 81, Ithaca 57; Marymount (Va.) 63, TCNJ 52; Western Conn. St. 76, Emmanuel (Mass.) 52; Johns Hopkins 64, Elizabethtown 57; Southern Me. 68, Williams 61; Scranton 66, Alvernia 63; Defiance 85, Alma 72; Buena Vista 80, UC San Diego 77; Capital 66, Calvin 44; St. Thomas (Minn.) 95, St. Benedict 67; Millikin 81, Wis.-Stout 77; Emory 40, Hendrix 36; Wis.-Eau Claire 63, Wis.-Oshkosh 56; Thomas More 83, Bridgewater (Va.) 81. **Sectional Semifinals:** New York U. 84, Wm. Paterson 74; William Smith 80, Marymount (Va.) 75; Johns Hopkins 76, Western Conn. St. 66; Scranton 70, Southern Me. 61; Defiance 90, Buena Vista 80; Capital 70, St. Thomas (Minn.) 64; Millikin 51, Emory 43; Wis.-Eau Claire 90, Thomas More 55. **Sectional Championships:** New York U. 75, William Smith 53; Scranton 65, Johns Hopkins 54; Capital 79, Defiance 62; Wis.-Eau Claire 97, Millikin 63. **Semifinals:** New York U. 84, Scranton 72; Wis.-Eau Claire 77, Capital 63. **Third Place:** Capital 70, Scranton 48. **Championship:** New York U. 72, Wis.-Eau Claire 70.

1998 First Round: Muhlenberg 53, DeSales 45; Salem St. 89, Clark (Mass.) 76; Alvernia 83, Wash. & Jeff. 65; Western Conn. St. 67, Middlebury 45; Calvin 56, Wittenberg 47; UC San Diego 62, Cal Lutheran 56; Baldwin-Wallace 75, Hope 71; Central (Iowa) 65, Luther 51; Elmira 62, Oneonta St. 58; TCNJ 63, Colby-Sawyer 35; William Smith 76, Nazareth 52; Mary Washington 56, St. Mary's (Md.) 43; Wis.-Eau Claire 86, Beloit 81 (2 ot); Austin 69, Southwestern (Tex.) 51; Millikin 68, Wheaton (Ill.) 58; Chris. Newport 77, Roanoke 57. **Second Round:** Johns Hopkins 68, Muhlenberg 44; Bates 71, Salem St. 67; Scranton 68, Alvernia 52; Southern Me. 79, Western Conn. St. 62; Mount Union 57, Calvin 56; St. Benedict 73, UC San Diego 47; DePauw 70, Baldwin-Wallace 63; St. Thomas (Minn.) 85, Central (Iowa) 56; Elmira 82, Binghamton 73; Wm. Paterson 69, TCNJ 57; New York U. 70, William Smith 54; Rowan 95, Mary Washington 60; Wis.-Oshkosh 65, Wis.-Eau Claire 49; Austin 64, Randolph-Macon 52; Washington-St. Louis 66, Millikin 54; Bridgewater (Va.) 90, Chris. Newport 87. **Sectional Semifinals:** Johns Hopkins 69, Bates 56; Southern Me. 76, Scranton 72; Mount Union 79, St. Benedict 74; St. Thomas (Minn.) 80, DePauw 61; Wm. Paterson 60, Elmira 48; Rowan 57, New York U. 52; Wis.-Oshkosh 57, Austin 44; Washington-St. Louis 82, Bridgewater (Va.) 36. **Sectional Championships:** Southern Me. 81, Johns Hopkins 72; Mount Union 67, St. Thomas (Minn.) 63; Rowan 66, Wm. Paterson 43; Washington-St. Louis 53, Wis.-Oshkosh 45. **Semifinals:** Southern Me. 79, Mount Union 66; Washington-St. Louis 66, Rowan 51. **Third Place:** Mount Union 68, Rowan 64. **Championship:** Washington-St. Louis 77, Southern Me. 69.

1999 First Round: Gallaudet 80, St. Mary's (Md.) 73; Southern Me. 56, Babson 43; Colby-Sawyer 74, Hunter 60; Bowdoin 49, Bates 44; Austin 77, Randolph-Macon 49; St. Thomas (Minn.) 67, Wartburg 41; N.C. Wesleyan 69, Bridgewater (Va.) 60; Pacific Lutheran 56, Cal Lutheran 54; St. Lawrence 61, Elmira 52; Johns Hopkins 61, Cabrini 53; William Smith 62, Hartwick 47; Gwynedd-Mercy 66, Susquehanna 63 (ot); Wheaton (Ill.) 58, Lakeland 50; Capital 86, Hope 75; Wis.-Eau Claire 82, Lawrence 57; Calvin 60, Ohio Wesleyan 50. **Second Round:** Gallaudet 81, TCNJ 71; Salem St. 53, Southern Me. 46; Rowan 72, Colby-Sawyer 50; Williams 72, Bowdoin 58; DePauw 67, Austin 62; St. Benedict 76, St. Thomas (Minn.) 68; Hardin-Simmons 84, N.C. Wesleyan 62; Pacific Lutheran 60, Simpson 57; New York U. 59, St. Lawrence 48; Elizabethtown 77, Johns Hopkins 53; William Smith 64, Cortland St. 56; Scranton 75, Gwynedd-Mercy 64; Washington-St. Louis 75, Wheaton (Ill.) 38; Capital 82, Defiance 72; Wis.-Oshkosh 70, Wis.-Eau Claire 60; Calvin 75, Baldwin-Wallace 67. **Sectional Semifinals:** Salem St. 75, Gallaudet 65; Williams 62, Rowan 56; St. Benedict 78, DePauw 67; Pacific Lutheran 54, Hardin-Simmons 34; New York U. 87, Elizabethtown 70; Scranton 64, William Smith 47; Washington-St. Louis 77, Capital 70 (ot); Wis.-Oshkosh 61, Calvin 59. **Sectional Championships:** Salem St. 76, Williams 60; St. Benedict 61, Pacific Lutheran 55; Scranton 81, New York U. 60; Washington-St. Louis 56, Wis.-Oshkosh 55. **Semifinals:** St. Benedict 74, Salem St. 54; Washington-St. Louis 74, Scranton 65. **Third Place:** Salem St. 75, Scranton 65. **Championship:** Washington-St. Louis 74, St. Benedict 65.

2000 First Round: King's (Pa.) 60, Johns Hopkins 57; Messiah 71, Bethany (W.V.) 66 (ot); St. John Fisher 66, Mt. St. Mary (N.Y.) 55; William Smith 78, Gwynedd-Mercy 52; Wilmington (Ohio) 64, Kenyon 46; Calvin 68, Lake Forest 42; Wis.-Oshkosh 64, Wis. Lutheran 38; Millikin 78, Fontbonne 54; Salem St. 55, Wellesley 48; Clark (Mass.) 63, Norwich 58; Salisbury 80, Staten Island 63; Richard Stockton 80, Centenary (N.J.) 45; Pacific Lutheran 50, Whitworth 46; George Fox 63, Linfield 51; Cal Lutheran 72, UC San Diego 66; McMurry 62, Simpson 47; Hendrix 56, Maryville (Tenn.) 44; Roanoke 69, Shenandoah 55. **Second Round:** King's (Pa.) 62, DeSales 54; Scranton 67, Messiah 43; St. Lawrence 49, William Smith 43; St. John Fisher 65, Cortland St. 60; Calvin 64, Capital 63; Baldwin-Wallace 77, Wilmington (Ohio) 72; Washington-St. Louis 67, Wis.-Oshkosh 46; Wis.-Eau Claire 75, Millikin 38; Clark (Mass.) 63, Bates 59; Southern Me. 72, Salem St. 68; Rowan 87, Salisbury 73; Eastern Nazarene 66, Richard Stockton 63; St. Thomas (Minn.) 64, Pacific Lutheran 45; George Fox 71, Cal Lutheran 63; McMurry 70, Hendrix 59; Hardin-Simmons 101, Roanoke 76. **Sectional Semifinals:** Southern Me. 77, Clark (Mass.) 61; Rowan 70, Eastern Nazarene 44; St. Thomas (Minn.) 76, George Fox 64; Hardin-Simmons 62, McMurry 60; Scranton 49, King's (Pa.) 45; St. Lawrence 67, St. John Fisher 62; Baldwin-Wallace 76, Calvin 72 (2 ot); Washington-St. Louis 81, Wis.-Eau Claire 63. **Sectional Championships:** Southern Me. 65, Rowan 62; St. Thomas (Minn.) 68, Hardin-Simmons 56; Scranton 72, St. Lawrence 59; Washington-St. Louis 86, Baldwin-Wallace 71. **Semifinals:** Southern Me. 49, St. Thomas (Minn.) 42; Washington-St. Louis 64, Scranton 30. **Third Place:** St. Thomas (Minn.) 66, Scranton 56. **Championship:** Washington-St. Louis 79, Southern Me. 33.

2001 First Round: Mt. St. Mary (N.Y.) 66, Rensselaer 54; Bowdoin 61, Eastern Conn. St. 53; Springfield 60, Southern Me. 49; Cortland St. 62, St. Lawrence 60; Fontbonne 83, Rockford 47; Neb. Wesleyan 73, Carleton 51; Wartburg 86, Chapman 78; St. Thomas (Minn.) 69, Claremont-M-S 59; Wis.-Eau Claire 71, Lakeland 43; Ithaca 79, New England 61; Swarthmore 66, Gwynedd-Mercy 55; Messiah 70, Bethany (W.V.) 58; Marymount (Va.) 85, Staten Island 65; Ohio Wesleyan 67, Lake Forest 55; Centre 87, Thomas More 86; Maryville (Tenn.) 77, Chris. Newport 65; Guilford 80, Meredith 57; Defiance 90, Penn St.-Behrend 59. **Second Round:** New York U. 89, Mt. St. Mary (N.Y.) 47; Bowdoin 72, Salem St. 65 (ot); Emmanuel (Mass.) 79, Springfield 56; Cortland St. 70, Oneonta St. 64; Fontbonne 69, Millikin 56; Wartburg 85, Neb. Wesleyan 71; St. Thomas (Minn.) 64, George Fox 52; Washington-St. Louis 87, Wis.-Eau Claire 67; TCNJ 68, Ithaca 58; Elizabethtown 79, Swarthmore 58; Messiah 68, King's (Pa.) 61; Marymount (Va.) 64, Salisbury 59; Ohio Wesleyan 72, Hope 71; Centre 63, Maryville (Tenn.) 57; Hardin-Simmons 106, Guilford 77; Baldwin-Wallace 82, Defiance 63. **Sectional Semifinals:** New York U. 64, Bowdoin 60; Emmanuel (Mass.) 87, Cortland St. 70; Wartburg 82, Fontbonne 78; Washington-St. Louis 65, St. Thomas (Minn.) 58; TCNJ 68, Elizabethtown 45; Messiah 97, Marymount (Va.) 86 (2 ot); Ohio Wesleyan 71, Centre 64; Baldwin-Wallace 78, Hardin-Simmons 71. **Sectional Championships:** Emmanuel (Mass.) 74, New York U. 70 (ot); Washington-St. Louis 83, Wartburg 71; Messiah 72, TCNJ 61; Ohio Wesleyan 66, Baldwin-Wallace 64. **Semifinals:** Washington-St. Louis 78, Emmanuel (Mass.) 62; Messiah 70, Ohio Wesleyan 57. **Third Place:** Ohio Wesleyan 70, Emmanuel (Mass.) 64. **Championship:** Washington-St. Louis 67, Messiah 45.

2002 First Round: Bethany (W.V.) 79, Benedictine (Ill.) 58; Thomas More 80, Anderson (Ind.) 75; Maryville (Tenn.) 79, SCAD 66; Alvernia 62, Hunter 46; Kean 85, Salve Regina 82; Chris. Newport 71, Hood 40; Guilford 54, Methodist 47; Eastern Conn. St. 62, Salem St. 61; Emmanuel (Mass.) 63, Southern Me. 51; Ohio Wesleyan 71, Buffalo St. 61; Case Reserve 59, Mt. St. Mary (N.Y.) 56; Scranton 71, McDaniel 61; Wis.-Stevens Point 88, Lake Forest 52; Lakeland 61, Millikin 54; Webster 81, Aurora 60; St. Benedict 91, Wis.-Stout 80; Carleton 71, Wartburg 61; Chapman 78, Pomona-Pitzer 65. **Second Round:** Wilmington (Ohio) 83, Bethany (W.V.) 66; Hope 87, Thomas More 76; DePauw 75, Maryville (Tenn.) 58; Hardin-Simmons 72, Guilford 71; Springfield 61, Eastern Conn. St. 50; Bowdoin 80, Emmanuel (Mass.) 66; Ohio Wesleyan 73, Ithaca 67; St. Lawrence 73, Case Reserve 67; Scranton 70, Messiah 65; King's (Pa.) 79, Alvernia 61; Salisbury 67, Kean 49; Marymount (Va.) 75, Chris. Newport 62; Wis.-Stevens Point 66, Washington-St. Louis 60; Webster 48, Lakeland 33; Pacific Lutheran 60, St. Benedict 54; Chapman 87, Carleton 74. **Sectional Semifinals:** DePauw 84, Hardin-Simmons 60; Wilmington (Ohio) 89, Hope 81; St. Lawrence 57, Ohio Wesleyan 56; Bowdoin 64, Springfield 50; King's (Pa.) 72, Scranton 57; Marymount (Va.) 79, Salisbury 52; Pacific Lutheran 62, Chapman 54; Wis.-Stevens Point 71, Webster 61. **Sectional Championships:** DePauw 88, Wilmington (Ohio) 70; St. Lawrence 64, Bowdoin 51; Marymount (Va.) 67, King's (Pa.) 64; Wis.-Stevens Point 64, Pacific Lutheran 47. **Semifinals:** St. Lawrence 69, DePauw 54; Wis.-Stevens Point 80, Marymount (Va.) 57. **Third Place:** DePauw 65, Marymount (Va.) 58. **Championship:** Wis.-Stevens Point 67, St. Lawrence 65.

2003 First Round: Rutgers-Camden 63, Gwynedd-Mercy 48; Johns Hopkins 75, Hunter 50; Messiah 84, Hood 46; Scranton 66, St. Lawrence 61; Ithaca 81, Brockport St. 68; Randolph-Macon 77, Meredith 74; Maryville (Tenn.) 50, Methodist 49; Ill. Wesleyan 67, Fontbonne 54; St. Norbert 65, Rockford 47; Emmanuel (Mass.) 69, Salve Regina 52; Salem St. 61, Springfield 50; Pitt.-Greensburg 62, Mt. St. Mary (N.Y.) 54; Eastern Conn. St. 91, Farmingdale St. 49; Wis.-Eau Claire 70, Wis. Lutheran 49; Chapman 70, La Verne 46; Gust. Adolphus 67, Loras 59; Baldwin-Wallace 64, Wittenberg 57; Hope 75, Mt. St. Joseph 63. **Second Round:** Marymount (Va.) 83, Rutgers-Camden 80; Messiah 86, Johns Hopkins 60; Rochester 59, Scranton 45; Ithaca 86, St. John Fisher 79 (ot); Hardin-Simmons 104, Randolph-Macon 80; Trinity (Tex.) 66, Maryville (Tenn.) 60; Washington-St. Louis 80, Ill. Wesleyan 56; St. Norbert 60, Carleton 47; Bowdoin 73, Emmanuel (Mass.) 50; Southern Me. 72, Salem St. 54; King's (Pa.) 82, Pitt.-Greensburg 67; Eastern Conn. St. 65, DeSales 61; Wis.-Eau Claire 81, Chapman 45; Pacific Lutheran 68, Gust. Adolphus 54; Wilmington (Ohio) 74, Baldwin-Wallace 63; Hope 71, Wash. & Jeff. 60. **Sectional Semifinals:** Messiah 83, Marymount (Va.) 82; Rochester 57, Ithaca 51; Trinity (Tex.) 67, Hardin-Simmons 61; Washington-St. Louis 83, St. Norbert 65; Bowdoin 64, Southern Me. 47; Eastern Conn. St. 67, King's (Pa.) 57; Wis.-Eau Claire 43, Pacific Lutheran 41; Hope 77, Wilmington (Ohio) 73. **Sectional Championships:** Rochester 71, Messiah 60; Trinity (Tex.) 76, Washington-St. Louis 57; Eastern Conn. St. 58, Bowdoin 47; Wis.-Eau Claire 74, Hope 56. **Semifinals:** Trinity (Tex.) 63, Rochester 54; Eastern Conn. St. 52, Wis.-Eau Claire 49 (ot). **Third Place:** Wis.-Eau Claire 82, Rochester 77 (2 ot). **Championship:** Trinity (Tex.) 60, Eastern Conn. St. 58.

2004 First Round: Union (N.Y.) 78, Mt. St. Mary (N.Y.) 47; Cortland St. 64, Ithaca 60; Johns Hopkins 71, Alvernia 53; McDaniel 71, Pitt.-Greensburg 64; TCNJ 60, Hunter 52; Wilmington (Ohio) 66, Albion 62; DePauw 88, Aurora 44;

Chapman 57, Claremont-M-S 47; Carleton 58, Lakeland 42; Gwynedd-Mercy 66, Widener 52; Wittenberg 81, Penn St.-Behrend 49; Salve Regina 61, Emmanuel (Mass.) 58; Salem St. 78, Clark (Mass.) 67; Southern Me. 73, Husson 47; Ripon 69, Wheaton (Ill.) 51; Millikin 69, Maryville (Mo.) 53; Maryville (Tenn.) 101, Mary Baldwin 51; Chris. Newport 61, Bethany (W.V.) 60. **Second Round:** New York U. 69, Union (N.Y.) 50; Rochester 65, Cortland St. 50; Marymount (Va.) 73, Johns Hopkins 57; McDaniel 70, TCNJ 65; Wilmington (Ohio) 75, Franklin 60; Thomas More 68, DePauw 63; Puget Sound 61, Chapman 53; Buena Vista 69, Carleton 61; Scranton 60, Gwynedd-Mercy 58; Wittenberg 51, Messiah 48; Bowdoin 57, Salve Regina 44; Southern Me. 80, Salem St. 57; Wis.-Stevens Point 84, Ripon 66; Washington-St. Louis 72, Millikin 59; Hardin-Simmons 96, Maryville (Tenn.) 72; East. Mennonite 63, Chris. Newport 62. **Sectional Semifinals:** Rochester 77, New York U. 68; Marymount (Va.) 68, McDaniel 64; Wilmington (Ohio) 78, Thomas More 75; Puget Sound 70, Buena Vista 66; Scranton 68, Wittenberg 51; Bowdoin 59, Southern Me. 55; Wis.-Stevens Point 83, Washington-St. Louis 76; Hardin-Simmons 91, East. Mennonite 64. **Sectional Championships:** Rochester 61, Marymount (Va.) 57; Wilmington (Ohio) 63, Puget Sound 60; Bowdoin 71, Scranton 58; Wis.-Stevens Point 72, Hardin-Simmons 67. **Semifinals:** Wilmington (Ohio) 74, Rochester 63; Bowdoin 64, Wis.-Stevens Point 59. **Third Place:** Rochester 64, Wis.-Stevens Point 63. **Championship:** Wilmington (Ohio) 59, Bowdoin 53.

2005 First Round: Emmanuel (Mass.) 43, Salem St. 41; Ithaca 64, Colby-Sawyer 46; Southern Me. 83, Maine Maritime 67; Springfield 64, Richard Stockton 60; Wesleyan (Conn.) 64, Chestnut Hill 46; Washington-St. Louis 62, Webster 35; Ripon 62, Rockford 57; Wis.-Stout 70, Edgewood 59; Calvin 74, Franklin 60; Denison 51, Baldwin-Wallace 46; McDaniel 71, Frostburg St. 64; Westminster (Pa.) 54, Dickinson 50; William Smith 68, Wash. & Jeff. 54; Alvernia 60, Brockport St. 38; St. Benedict 80, Simpson 63; Chapman 72, Cal Lutheran 65; Mary Washington 69, Maryville (Tenn.) 66; Trinity (Tex.) 57, Howard Payne 55. **Second Round:** Bates 83, Emmanuel (Mass.) 64; Southern Me. 55, Ithaca 52; Springfield 66, Mt. St. Mary (N.Y.) 60; Wesleyan (Conn.) 73, Staten Island 64; Millikin 67, Washington-St. Louis 58; Wis.-Stout 65, Ripon 57; Calvin 72, DePauw 63; Albion 63, Denison 44; Scranton 72, McDaniel 69; Messiah 69, Westminster (Pa.) 46; William Smith 68, Oswego St. 58; Bowdoin 69, Alvernia 46; St. Benedict 77, Buena Vista 71; George Fox 86, Chapman 55; Randolph-Macon 89, Mary Washington 76; Trinity (Tex.) 79, Greensboro 64. **Sectional Semifinals:** Southern Me. 67, Bates 64; Springfield 62, Wesleyan (Conn.) 56; Millikin 59, Wis.-Stout 56; Calvin 64, Albion 56; Scranton 64, Messiah 43; Bowdoin 63, William Smith 51; George Fox 74, St. Benedict 69; Randolph-Macon 82, Trinity (Tex.) 79. **Sectional Championships:** Southern Me. 80, Springfield 69; Millikin 63, Calvin 56; Scranton 49, Bowdoin 43; Randolph-Macon 63, George Fox 51. **Semifinals:** Millikin 66, Southern Me. 60; Randolph-Macon 70, Scranton 65. **Third Place:** Southern Me. 55, Scranton 53. **Championship:** Millikin 70, Randolph-Macon 50.

2006 First Round: Mary Washington 79, TCNJ 41; Muhlenberg 57, Wesleyan (Conn.) 50; Bowdoin 73, Colby-Sawyer 54; Brandeis 63, Salem St. 59; Southern Me. 81, Maine Maritime 41; Norwich 76, Me.-Farmington 63; Baruch 66, Mt. St. Mary (N.Y.) 64; Bridgewater (Va.) 71, Bates 69 (ot); Randolph-Macon 83, Hood 57; Greensboro 93, Moravian 80; Simpson 73, St. Benedict 70; Wis.-Stout 61, Concordia-M'head 37; Pacific Lutheran 72, Chapman 54; Puget Sound 74, Cal Lutheran 62; Hardin-Simmons 64, McMurry 53; Howard Payne 71, Trinity (Tex.) 53; Baldwin-Wallace 73, Oswego St. 69; William Smith 69, St. John Fisher 62; Messiah 70, Springfield 56; Williams 63, New York U. 56; Scranton 78, Marymount (Va.) 55; Gwynedd-Mercy 72, Richard Stockton 68; Rochester 83, Cortland St. 65; Medaille 73, Wash. & Jeff. 55; Maryville (Tenn.) 93, Oglethorpe 61; Wheaton (Ill.) 66, Rockford 50; Maryville (Mo.) 48, Lakeland 41; Washington-St. Louis 70, Manchester 54; Carroll (Wis.) 64, Calvin 57; Hope 72, Denison 51; Capital 61, Franklin 54. **Second Round:** Mary Washington 68, Muhlenberg 48; Bowdoin 59, Brandeis 56; Southern Me. 72, Norwich 42; Bridgewater (Va.) 72, Baruch 49; Randolph-Macon 79, Greensboro 61; Wis.-Stout 78, Simpson 68; Pacific Lutheran 62, Puget Sound 50; Hardin-Simmons 73, Howard Payne 64; Baldwin-Wallace 71, William Smith 65; Williams 71, Messiah 67; Scranton 80, Gwynedd-Mercy 72; Rochester 57, Medaille 44; DePauw 86, Maryville (Tenn.) 58; Wheaton (Ill.) 75, Maryville (Mo.) 48; Washington-St. Louis 78, Carroll (Wis.) 66; Hope 75, Capital 56. **Sectional Semifinals:** Bowdoin 62, Mary Washington 54; Southern Me. 68, Bridgewater (Va.) 55; Randolph-Macon 80, Wis.-Stout 71; Hardin-Simmons 76, Pacific Lutheran 72; Baldwin-Wallace 71, Williams 65; Scranton 66, Rochester 63; DePauw 69, Wheaton (Ill.) 60; Hope 92, Washington-St. Louis 89. **Sectional Championships:** Southern Me. 56, Bowdoin 53; Hardin-Simmons 72, Randolph-Macon 56; Scranton 50, Baldwin-Wallace 41; Hope 76, DePauw 60. **Semifinals:** Southern Me. 74, Hardin-Simmons 65; Hope 59, Scranton 56. **Third Place:** Scranton 57, Hardin-Simmons 47. **Championship:** Hope 69, Southern Me. 56.

2007 First Round: Bowdoin 74, Mount Holyoke 57; Keene St. 61, Maine Maritime 51; Cortland St. 72, Medaille 67; Rochester 65, St. Lawrence 57; Mary Washington 66, Notre Dame (Md.) 30; Chris. Newport 52, Dickinson 49; Hamilton 58, Mt. St. Mary (N.Y.) 55; Scranton 64, Lehman 43; Emmanuel (Mass.) 80, Salve Regina 67; Brandeis 90, Me.-Farmington 66; DePauw 74, Transylvania 54; Denison 82, Hope 66; Wilmington (Ohio) 76, Oglethorpe 54; Calvin 53, Thomas More 38; Fitchburg St. 79, Norwich 60; Southern Me. 68, Williams 62; Chapman 108, La Verne 97 (ot); George Fox 61, Gust. Adolphus 47; Puget Sound 69, McMurry 57; Luther 72, Concordia (Wis.) 51; Carroll (Wis.) 86, Ill. Wesleyan 59; Washington-St. Louis 54, Manchester 52; Lake Forest 65, Maryville (Mo.) 61; Messiah 77, Westminster (Pa.) 65; Kean 62, Keuka 51; Randolph-Macon 83, Piedmont 68; Wm. Paterson 69, McDaniel 61; Simpson 91, Wis.-Stout 86; Wheaton (Ill.) 79, St. Benedict 75 (ot); Gwynedd-Mercy 83, Ithaca 74; New York U. 84, Ursinus 50. **Second Round:** Bowdoin 72, Keene St. 52; Rochester 68, Cortland St. 51; Mary Washington 77, Chris. Newport 61; Scranton 58, Hamilton 52; Emmanuel (Mass.) 71, Brandeis 66; DePauw 74, Denison 66; Calvin 73, Wilmington (Ohio) 67; Southern Me. 65, Fitchburg St. 54; Howard Payne 76, Chapman 37; Puget Sound 51, George Fox 48; Luther 74, Carroll (Wis.) 50; Washington-St. Louis 58, Lake Forest 47; Kean 89, Messiah 84; Randolph-Macon 74, Wm. Paterson 59; Simpson 81, Wheaton (Ill.) 58; New York U. 72, Gwynedd-Mercy 60. **Sectional Semifinals:** Bowdoin 63, Rochester 53; Mary Washington 48, Scranton 45; DePauw 74, Emmanuel (Mass.) 50; Calvin 60, Southern Me. 56; Puget Sound 47, Howard Payne 44; Washington-St. Louis 59, Luther 58; Kean 68, Randolph-Macon 60; New York U. 76, Simpson 58. **Sectional Finals:** Mary Washington 64, Bowdoin 59; DePauw 74, Calvin 61; Washington-St. Louis 57, Puget Sound 48; New York U. 76, Kean 64. **Semifinals:** DePauw 67, Mary Washington 61; Washington-St. Louis 72, New York U. 53. **Third Place:** Mary Washington 74, New York U. 63. **Championship:** DePauw 55, Washington-St. Louis 52.

2007 Statistical Leaders

Division I Individual Leaders 168
Division I Individual Game Highs..... 171
Division I Team Leaders..... 173
Division I Team Game Highs 178
Division II Individual Leaders 179
Division II Individual Game Highs 182
Division II Team Leaders..... 183
Division II Team Game Highs 189
Division III Individual Leaders..... 189
Division III Individual Game Highs 192
Division III Team Leaders..... 194
Division III Team Game Highs..... 199

2007 Division I Individual Leaders

Points Per Game

Rk	Name, Team	Cl	G	FGM	3FG	FT	PTS	PPG
1.	Carrie Moore, Western Mich.	Sr.	32	272	52	217	813	25.4
2.	Crystal Kelly, Western Ky.	Jr.	32	253	7	257	770	24.1
3.	Courtney Paris, Oklahoma	So.	33	318	0	139	775	23.5
4.	Chrissy Givens, Middle Tenn.	Sr.	34	301	26	140	768	22.6
5.	Tye Jackson, Houston	Jr.	22	162	54	117	495	22.5
6.	Alisha Dill, Coastal Caro.	Sr.	29	209	62	172	652	22.5
7.	Natalie Doma, Idaho St.	Jr.	31	260	12	153	685	22.1
8.	Carmen Guzman, UAB	Sr.	32	238	66	154	696	21.8
9.	Joi Scott, Murray St.	Sr.	26	213	6	133	565	21.7
10.	Angel McCoughtry, Louisville	So.	35	285	44	140	754	21.5
11.	Adrianne Davie, Arkansas St.	Sr.	34	265	17	160	707	20.8
12.	Alex Anderson, Chattanooga	Jr.	33	272	8	125	677	20.5
13.	Traci Edwards, Milwaukee	So.	30	218	4	175	615	20.5
14.	Casey Nash, Oregon St.	Sr.	28	212	14	122	560	20.0
15.	Jessica Davenport, Ohio St.	Sr.	32	222	1	194	639	20.0
16.	Jolene Anderson, Wisconsin	Jr.	36	267	76	104	714	19.8
17.	Tyresa Smith, Delaware	Sr.	32	230	0	172	632	19.8
18.	Mandy Morales, Montana	So.	31	189	55	179	612	19.7
19.	Jillian Robbins, Tulsa	Sr.	30	201	8	180	590	19.7
20.	Amber Bland, N.C. A&T	So.	30	207	75	100	589	19.6
21.	Candace Parker, Tennessee	So.	36	267	6	166	706	19.6
22.	Jessica Dickson, South Fla.	Sr.	33	223	42	159	647	19.6
23.	Amanda Pape, Sacred Heart	Sr.	32	219	24	158	620	19.4
24.	Armintie Price, Mississippi	Sr.	35	239	9	184	671	19.2
25.	Chinata Nesbit, Robert Morris	Jr.	32	227	14	145	613	19.2
26.	Shavonte Zellous, Pittsburgh	So.	33	219	11	182	631	19.1
27.	Katie Gearlds, Purdue	Sr.	37	250	88	119	707	19.1
28.	Mykeema Ford, Stony Brook	Sr.	29	183	44	144	554	19.1
29.	Katie Madison, Idaho	Fr.	28	187	0	160	534	19.1
30.	Kamesha Hairston, Temple	Sr.	33	243	17	122	625	18.9
31.	Stephanie Raymond, Northern Ill.	Sr.	31	182	59	163	586	18.9
32.	Rashida Suber, Coppin St.	Sr.	33	230	105	58	623	18.9
33.	Gabriella Guegbelet, Central Conn. St.	Sr.	29	190	16	145	541	18.7
34.	Renee Taylor, Miami (Fla.)	Sr.	30	180	69	129	558	18.6
35.	Tahnee Balerio, Missouri St.	Jr.	28	160	64	135	519	18.5
36.	Kelsey Kahle, Portland St.	So.	30	187	2	180	556	18.5
37.	Meredith Alexis, James Madison	Sr.	33	239	2	127	607	18.4
38.	Krystal Ellis, Marquette	So.	33	189	65	150	593	18.0
39.	Kelcey Roegiers-Jensen, Georgia St.	Sr.	30	185	63	106	539	18.0
40.	Dita Krumberga, Mt. St. Mary's	Sr.	29	167	38	148	520	17.9
41.	Eshaya Murphy, Southern California	Sr.	30	176	69	115	536	17.9
42.	Valerie Nainima, Long Island	Fr.	31	192	68	100	552	17.8
43.	Jackie McFarland, Colorado	Jr.	30	181	10	161	533	17.8
44.	Meagan Cowher, Princeton	Jr.	28	189	2	116	496	17.7
45.	Yolanda Jones, La.-Lafayette	Sr.	33	235	17	95	582	17.6
46.	Bernice Mosby, Baylor	Sr.	34	230	8	130	598	17.6
47.	Tara King, UNI	Sr.	30	183	34	126	526	17.5
48.	Toni Thomas, Cal St. Fullerton	So.	32	205	20	131	561	17.5
49.	Carlene Hightower, La Salle	Jr.	30	189	6	141	525	17.5
50.	Elisha Turek, Oral Roberts	Sr.	33	238	1	97	574	17.4

Field-Goal Percentage

Minimum 5.0 FG Made Per Game

Rk	Name, Team	Cl	G	FGM	FGA	FG%
1.	Crystal Langhorne, Maryland	Jr.	34	215	304	70.7
2.	Crystal Kelly, Western Ky.	Jr.	32	253	414	61.1
3.	Jackie McFarland, Colorado	Jr.	30	181	299	60.5
4.	Jessica Davenport, Ohio St.	Sr.	32	222	372	59.7
5.	Dani Wright, BYU	Sr.	33	167	281	59.4
6.	Jenna Real, Loyola (Ill.)	Sr.	28	148	250	59.2
7.	Marcedes Walker, Pittsburgh	Jr.	32	199	337	59.1
8.	Tina Charles, Connecticut	Fr.	36	190	322	59.0
9.	Joi Scott, Murray St.	Sr.	26	213	365	58.4
10.	Alysha Clark, Belmont	So.	30	171	295	58.0
11.	Modupe Ishola, Marshall	Sr.	30	157	271	57.9
12.	Traci Edwards, Milwaukee	So.	30	218	380	57.4
13.	Sylvia Fowles, LSU	Jr.	38	253	443	57.1
14.	Courtney Paris, Oklahoma	So.	33	318	558	57.0
15.	Rachele Fitz, Marist	Fr.	35	199	350	56.9
16.	Lauren Ervin, Arkansas	Jr.	31	158	279	56.6
17.	Nicole Soulis, Green Bay	Sr.	33	214	378	56.6
18.	Carlai Moore, Southern Ill.	Sr.	32	192	343	56.0
19.	Sarah Elliott, Kentucky	Jr.	34	208	372	55.9
20.	Lindsay Wisdom-Hylton, Purdue	Jr.	37	246	440	55.9
21.	Laua Menty, Siena	Jr.	29	172	308	55.8
22.	Kia Vaughn, Rutgers	So.	36	182	327	55.7
23.	Laura Rudolphi, Indiana St.	Jr.	30	157	284	55.3
24.	Olayinka Sanni, West Virginia	Jr.	32	178	322	55.3
25.	Carla Thomas, Vanderbilt	Sr.	34	221	402	55.0
26.	Kelsey Griffin, Nebraska	So.	32	177	324	54.6
27.	Reba Ross, Birmingham-So.	Jr.	30	175	321	54.5
28.	Charde Houston, Connecticut	Jr.	36	188	347	54.2
29.	Jayne Appel, Stanford	Fr.	33	178	331	53.8
30.	Kate Mills, Massachusetts	Jr.	30	193	359	53.8
31.	Jenna Green, UC Santa Barb.	Jr.	33	218	406	53.7
32.	Kaitlin Foley, Holy Cross	Sr.	33	168	313	53.7
33.	Sabrina Gregory, Charlotte	Jr.	32	189	353	53.5
34.	Ashley Walker, California	So.	32	189	355	53.2
35.	Marshae Dotson, Florida	So.	31	173	325	53.2
36.	Erica Davis, Yale	Sr.	28	168	316	53.2
37.	Elisha Turek, Oral Roberts	Sr.	33	238	448	53.1
38.	Allyssa DeHaan, Michigan St.	Fr.	33	166	313	53.0
39.	Alyssa Wahl, Northern Ariz.	Sr.	29	202	381	53.0
40.	Ali Mann, Bowling Green	Sr.	35	188	355	53.0
41.	Meredith Alexis, James Madison	Sr.	33	239	452	52.9
42.	Candace Parker, Tennessee	So.	36	267	505	52.9
43.	Lady Comfort, Temple	Jr.	32	168	318	52.8
44.	Jessica Adair, George Washington	So.	30	150	284	52.8
45.	Dana Mitchell, St. Bonaventure	Fr.	30	151	286	52.8
46.	Devanei Hampton, California	So.	32	209	396	52.8
47.	Jillian Robbins, Tulsa	Sr.	30	201	383	52.5
48.	Katja Bavendam, St. Francis (N.Y.)	Jr.	31	180	343	52.5
49.	Brandy Dahir, Drake	Jr.	27	182	349	52.1
50.	La'kia Stewart, Kent St.	Sr.	28	160	308	51.9

Three-Point Field-Goal Percentage

Minimum 2.0 3FG Made Per Game

Rk	Name, Team	Cl	G	3FG	3FGA	3FG%
1.	Brittney Carfora, Columbia	Jr.	27	55	106	51.9
2.	Caroline Williams, Vanderbilt	Sr.	34	91	187	48.7
3.	Kelsey Luna, Indiana St.	Fr.	30	79	171	46.2
4.	Kristi Toliver, Maryland	So.	34	72	161	44.7
5.	Candice Wiggins, Stanford	Jr.	29	82	186	44.1
6.	Valerie Nainima, Long Island	Fr.	31	68	156	43.6
7.	Jenna Graber, La Salle	Sr.	30	62	144	43.1
8.	Chandice Cronk, Santa Clara	Jr.	30	94	220	42.7
9.	Mel Thomas, Connecticut	Jr.	36	87	205	42.4
10.	Bethany O'Dell, Holy Cross	Fr.	32	87	206	42.2
11.	Leah Phillips, Indiana St.	So.	30	65	154	42.2
12.	Ashley Davis, TCU	Sr.	32	78	185	42.2
13.	Ashley Underwood, Maine	Sr.	28	66	157	42.0
14.	Wendy Ausdemore, Iowa	So.	30	62	149	41.6
15.	Carrie Myers, Valparaiso	Sr.	31	85	205	41.5
16.	Brooke Wilhoit, East Tenn. St.	Sr.	32	67	163	41.1
17.	Erika Nelson, Bradley	Sr.	31	78	191	40.8
18.	Maggie McCloskey, Loyola (Ill.)	Fr.	28	73	181	40.3
19.	Ivory Latta, North Carolina	Sr.	38	107	266	40.2
20.	Catie Woods, Lipscomb	Jr.	29	75	187	40.1
21.	Natalie Berglin, Green Bay	Sr.	33	70	175	40.0
	Audrey McDonald, Ball St.	Fr.	31	62	155	40.0
23.	Jenna Burkett, Robert Morris	Sr.	31	75	188	39.9
24.	Traci Ray, Charlotte	So.	31	73	183	39.9
25.	Jenna Loschiavo, St. Joseph's	So.	33	71	179	39.7
26.	Katie Gearlds, Purdue	Sr.	37	88	226	38.9
27.	Alyssa Pittman, Eastern Mich.	Fr.	29	80	206	38.8
28.	Maurita Reid, Miami (Fla.)	Jr.	30	66	170	38.8
29.	Tabitha David, Georgia St.	Fr.	28	61	158	38.6
30.	Alyssa Hollins, Missouri	So.	31	64	166	38.6
31.	Lori Bjork, Illinois	So.	31	84	218	38.5
32.	Brooke Hand, Chattanooga	Jr.	33	90	235	38.3
33.	Francine Houston, UCF	Sr.	30	82	215	38.1
34.	Kendra Reed, Southern Miss.	So.	30	70	184	38.0
35.	Chelsey Warburton, Weber St.	Sr.	31	103	272	37.9
36.	Katie Montgomery, New Mexico	Sr.	33	73	193	37.8
37.	Ashley Boykin, Jacksonville St.	So.	29	67	178	37.6
38.	Amber Bland, N.C. A&T	So.	30	75	200	37.5
39.	Jackie Closser, Butler	Sr.	31	85	227	37.4
40.	Brittany Hendley, UNC Asheville	Sr.	29	69	185	37.3
41.	Cori Chambers, Georgia	Sr.	34	85	228	37.3
42.	Justyna Podziemska, Wyoming	Jr.	34	86	231	37.2
43.	Johnna Lewis-Carlisle, IPFW	Jr.	29	59	159	37.1
44.	Dominique Washington, Arkansas	Sr.	31	64	173	37.0
45.	Lisa Karcic, Villanova	So.	29	61	165	37.0

Rk	Name, Team	Cl	G	3FG	3FGA	3FG%
46.	Nicole Duncan, A&M-Corpus Christi	Sr.	31	75	203	36.9
47.	Kiera Hardy, Nebraska	Sr.	32	71	193	36.8
48.	Niki Avery, Eastern Ky.	Jr.	30	80	218	36.7
49.	Stephanie Bennett, Buffalo	Jr.	29	70	191	36.6
50.	Koren Schram, Dartmouth	So.	28	62	170	36.5

Three-Point Field Goals Per Game

Rk	Name, Team	Cl	G	3FG	3PG
1.	Chelsey Warburton, Weber St.	Sr.	31	103	3.3
2.	Rashida Suber, Coppin St.	Sr.	33	105	3.2
3.	Chandice Cronk, Santa Clara	Jr.	30	94	3.1
4.	T.J. Jordan, Old Dominion	So.	33	101	3.1
5.	LaQuita Owens, West Virginia	Jr.	32	91	2.8
6.	Candice Wiggins, Stanford	Jr.	29	82	2.8
7.	Ivory Latta, North Carolina	Sr.	38	107	2.8
8.	Alyssa Pittman, Eastern Mich.	Fr.	29	80	2.8
9.	Jackie Closser, Butler	Sr.	31	85	2.7
	Carrie Myers, Valparaiso	Sr.	31	85	2.7
11.	Francine Houston, UCF	Sr.	30	82	2.7
12.	Brooke Hand, Chattanooga	Jr.	33	90	2.7
13.	Bethany O'Dell, Holy Cross	Fr.	32	87	2.7
14.	Lori Bjork, Illinois	So.	31	84	2.7
15.	Narissa Suber, Drexel	Jr.	31	83	2.7
16.	Caroline Williams, Vanderbilt	Sr.	34	91	2.7
17.	Niki Avery, Eastern Ky.	Jr.	30	80	2.7
18.	Kelsey Luna, Indiana St.	Fr.	30	79	2.6
19.	Maggie McCloskey, Loyola (Ill.)	Fr.	28	73	2.6
20.	Catie Woods, Lipscomb	Jr.	29	75	2.6
21.	Jasmine Byrd, UNC Greensboro	Sr.	30	77	2.6
22.	Justyna Podziemska, Wyoming	Jr.	34	86	2.5
23.	Erika Nelson, Bradley	Sr.	31	78	2.5
	Cecilia Russell-Nava, New Mexico St.	Sr.	31	78	2.5
25.	Cori Chambers, Georgia	Sr.	34	85	2.5
	Amber Bland, N.C. A&T	So.	30	75	2.5
27.	Chioma Nnamaka, Georgia Tech	Jr.	33	81	2.5
	Tye Jackson, Houston	Jr.	22	54	2.5
29.	Ashley Davis, TCU	Sr.	32	78	2.4
	Liz Hayes, American	Jr.	32	78	2.4
31.	Jenna Burkett, Robert Morris	Sr.	31	75	2.4
	Nicole Duncan, A&M-Corpus Christi	Sr.	31	75	2.4
33.	Mel Thomas, Connecticut	Jr.	36	87	2.4
34.	Stephanie Bennett, Buffalo	Jr.	29	70	2.4
35.	Ashlee Feldman, Northeastern	So.	30	72	2.4
36.	Brittany Hendley, UNC Asheville	Sr.	29	69	2.4
37.	Katie Gearlds, Purdue	Sr.	37	88	2.4
38.	Kim Winkfield, Northern Ariz.	Sr.	32	76	2.4
39.	Ashley Underwood, Maine	Sr.	28	66	2.4
40.	Traci Ray, Charlotte	So.	31	73	2.4
41.	Kendra Reed, Southern Miss.	So.	30	70	2.3
42.	Tiffany Rodd, Winthrop	So.	32	74	2.3
43.	Ashley Boykin, Jacksonville St.	So.	29	67	2.3
	Chantelle Wilson, Niagara	Sr.	29	67	2.3
45.	Mallary Gillespie, BYU	Jr.	33	76	2.3
46.	Kate Mastin, Alabama	Sr.	30	69	2.3
	Mallory Morring, Birmingham-So.	Jr.	30	69	2.3
	Eshaya Murphy, Southern California	Sr.	30	69	2.3
	Renee Taylor, Miami (Fla.)	Sr.	30	69	2.3
50.	Kimberly Dietz, Kansas St.	Jr.	34	78	2.3

Free-Throw Percentage

Minimum 2.5 FT Made Per Game

Rk	Name, Team	Cl	G	FT	FTA	FT%
1.	Bracey Barker, Maine	Sr.	24	92	100	92.0
2.	Carlynn Savant, Missouri	Sr.	31	104	114	91.2
3.	Chelsea Marandola, Providence	So.	28	87	96	90.6
4.	Stephanie Raymond, Northern Ill.	Sr.	31	163	181	90.1
5.	Jami Montagnino, Tulane	Sr.	33	107	119	89.9
6.	Jordan Sykes, Fairleigh Dickinson	Fr.	29	80	89	89.9
7.	Katie Gearlds, Purdue	Sr.	37	119	133	89.5
8.	Laiken Dollente, Portland	Fr.	30	163	184	88.6
9.	Morgan Warburton, Utah	So.	33	135	153	88.2
10.	Penny Jones, Lipscomb	Sr.	29	82	93	88.2
11.	Julie Briody, New Mexico	Sr.	33	166	189	87.8
12.	Lesley Dickinson, James Madison	Sr.	33	86	98	87.8
13.	Christie Ayers, St. Francis (Pa.)	Sr.	29	92	105	87.6
14.	Krystal Ellis, Marquette	So.	33	150	172	87.2
15.	Emily Westerberg, Arizona St.	Sr.	33	133	153	86.9
16.	Jasmina Ilic, Colorado	Sr.	30	77	89	86.5
17.	Kendra Reed, Southern Miss.	So.	30	96	111	86.5
18.	Andrea Lightfoot, Idaho St.	Jr.	31	127	147	86.4
19.	Michele DeVault, East Tenn. St.	Jr.	32	104	121	86.0
20.	Kayla Groh, Green Bay	Jr.	33	85	99	85.9
21.	Kristi Smith, Iowa	So.	30	109	127	85.8
22.	Eshaya Murphy, Southern California	Sr.	30	115	134	85.8
23.	Gabriela Marginean, Drexel	Fr.	31	145	169	85.8
24.	Shaunna Ambrose, Niagara	Sr.	29	173	202	85.6
25.	Ivory Latta, North Carolina	Sr.	38	112	131	85.5
26.	Jackie Closser, Butler	Sr.	31	104	122	85.2
27.	Megan Skouby, Iowa	So.	26	97	114	85.1
28.	Aroha Jennings, Memphis	Jr.	31	107	126	84.9
29.	Valerie Nainima, Long Island	Fr.	31	100	118	84.7
30.	Lindsay Hallion, Harvard	Jr.	28	77	91	84.6
31.	Jessica Dickson, South Fla.	Sr.	33	159	188	84.6
32.	Carolyn Whitney, Ga. Southern	Fr.	31	82	97	84.5
33.	Michele Miller, Xavier	Sr.	34	98	116	84.5
34.	Ashley Underwood, Maine	Sr.	28	136	161	84.5
35.	Kalee Whipple, Utah	Fr.	33	87	103	84.5
36.	Kaitlin Foley, Holy Cross	Sr.	33	103	122	84.4
37.	Lauren Kohn, Ohio	Jr.	30	97	115	84.3
38.	Renee Taylor, Miami (Fla.)	Sr.	30	129	153	84.3
39.	Alex Munday, Samford	Jr.	31	106	126	84.1
40.	Natalie Doma, Idaho St.	Jr.	31	153	182	84.1
41.	Kamela Gissendanner, Penn St.	Jr.	31	89	106	84.0
42.	Jolene Anderson, Wisconsin	Jr.	36	104	124	83.9
43.	Charel Allen, Notre Dame	Jr.	32	93	111	83.8
44.	Amber Guffey, Murray St.	So.	31	108	129	83.7
45.	Mandy Morales, Montana	So.	31	179	214	83.6
46.	Nikki Flores, Marist	Jr.	35	107	128	83.6
47.	Amanda Jackson, Miami (Ohio)	Jr.	30	117	140	83.6
48.	Carly Meyer, Navy	Sr.	26	66	79	83.5
49.	Marke Freeman, Florida A&M	Fr.	31	81	97	83.5
50.	Sara Tuomi, Weber St.	Jr.	31	106	127	83.5

Rebounds Per Game

Rk	Name, Team	Cl	G	REB	RPG
1.	Lachelle Lyles, Southeast Mo. St.	Sr.	31	527	17.0
2.	Courtney Paris, Oklahoma	So.	33	526	15.9
3.	Alysha Clark, Belmont	So.	30	380	12.7
4.	Sylvia Fowles, LSU	Jr.	38	477	12.6
5.	Natalie Doma, Idaho St.	Jr.	31	372	12.0
6.	Jillian Robbins, Tulsa	Sr.	30	349	11.6
7.	Meredith Alexis, James Madison	Sr.	33	383	11.6
8.	Stephanie Duda, UC Irvine	Jr.	30	332	11.1
9.	LaJoyce King, Cal St. Northridge	Sr.	26	284	10.9
10.	Lauren Neaves, Rice	Sr.	29	315	10.9
11.	Jackie McFarland, Colorado	Jr.	30	325	10.8
12.	Sherell Neal, New Mexico St.	Jr.	31	335	10.8
13.	Elisha Turek, Oral Roberts	Sr.	33	347	10.5
14.	Khadijah Whittington, North Carolina St.	Jr.	35	366	10.5
15.	Antionette Wells, Wichita St.	Sr.	28	291	10.4
16.	Jasmine Walker, Sacred Heart	Sr.	31	321	10.4
17.	Chinata Nesbit, Robert Morris	Jr.	32	331	10.3
18.	Angel McCoughtry, Louisville	So.	35	362	10.3
19.	Jennifer Humphrey, Kentucky	Sr.	34	351	10.3
20.	Lauren Ervin, Arkansas	Jr.	31	319	10.3
21.	Amanda Brown, Penn St.	Sr.	31	317	10.2
22.	Yolanda Jones, La.-Lafayette	Sr.	33	336	10.2
23.	Modupe Ishola, Marshall	Sr.	30	305	10.2
24.	Gabriella Guegbelet, Central Conn. St.	Sr.	29	293	10.1
25.	Alex Anderson, Chattanooga	Jr.	33	333	10.1
26.	Faye Muller, UNLV	Sr.	29	291	10.0
27.	Gaati Werema, Prairie View	Fr.	33	328	9.9
28.	Candace Parker, Tennessee	So.	36	352	9.8
29.	Katja Bavendam, St. Francis (N.Y.)	Jr.	31	303	9.8
30.	Jernisha Cann, IUPUI	So.	30	293	9.8
31.	Charity Egenti, Stephen F. Austin	Sr.	33	319	9.7
32.	Jessica Davenport, Ohio St.	Sr.	32	306	9.6
	Sugeiry Monsac, Robert Morris	Sr.	32	306	9.6
	Marcedes Walker, Pittsburgh	Jr.	32	306	9.6
35.	Marlena Murphy, Campbell	Jr.	29	274	9.4
36.	Lasma Jekabsone, Florida Int'l	Sr.	30	283	9.4
37.	Erlana Larkins, North Carolina	Jr.	37	349	9.4
38.	Traci Edwards, Milwaukee	So.	30	282	9.4
39.	Quanitra Hollingsworth, VCU	So.	29	272	9.4
40.	Crystal Kelly, Western Ky.	Jr.	32	300	9.4
41.	Kia Vaughn, Rutgers	So.	36	336	9.3
42.	Lacey Cormier', Grambling	Sr.	28	258	9.2
43.	Corinne Groves, Wake Forest	So.	26	239	9.2
44.	Tanya Smith, Hawaii	Jr.	29	266	9.2

Rk	Name, Team	Cl	G	REB	RPG
45.	Ty Moore, Louisiana Tech	Sr.	30	275	9.2
46.	Shameka Smith, Gardner-Webb	Sr.	29	264	9.1
47.	Lindsey Brown, Western Mich.	Sr.	32	291	9.1
48.	Rachel Frederick, Ohio	So.	30	272	9.1
49.	Kyra Kaylor, William & Mary	Jr.	31	281	9.1
50.	Bernice Mosby, Baylor	Sr.	34	308	9.1

Assists Per Game

Rk	Name, Team	Cl	G	AST	APG
1.	Amanda Rego, San Diego	Jr.	30	230	7.7
2.	Kristin Chaney, Southern Miss.	Sr.	30	210	7.0
3.	Mandy Morales, Montana	So.	31	211	6.8
4.	Andrea Benvenuto, James Madison	Sr.	33	223	6.8
5.	Kelcey Roegiers-Jensen, Georgia St.	Sr.	30	197	6.6
6.	Lyndsey Medders, Iowa St.	Sr.	33	216	6.5
7.	Stephanie Raymond, Northern Ill.	Sr.	31	201	6.5
8.	Mercedes Fox-Griffin, Oregon St.	So.	28	180	6.4
9.	Ashley Langford, Tulane	So.	33	207	6.3
10.	Sharneé Zoll, Virginia	Jr.	34	209	6.1
11.	Tiera DeLaHoussaye, Western Mich.	So.	32	193	6.0
12.	Brooke Wilhoit, East Tenn. St.	Sr.	32	189	5.9
13.	Iva Ciglar, Florida Int'l	So.	29	170	5.9
14.	Johnell Burts, St. Peter's	Jr.	30	174	5.8
15.	Noelle Quinn, UCLA	Sr.	32	184	5.8
16.	Brittney Vaughn, Arkansas	Jr.	31	176	5.7
17.	Kristi Cirone, Illinois St.	So.	33	184	5.6
18.	Dee Davis, Vanderbilt	Sr.	34	189	5.6
19.	Kia Wright, St. John's (N.Y.)	Sr.	22	121	5.5
20.	Shantae Robinson, Alabama St.	Jr.	25	137	5.5
21.	Alisa Kresge, Marist	Sr.	35	190	5.4
22.	Sarah Marshall, Boston College	Sr.	29	156	5.4
23.	Kimberly Beck, George Washington	Jr.	32	171	5.3
24.	Quenese Davis, San Diego St.	Fr.	28	149	5.3
25.	Angela Phillips, Indiana St.	Jr.	30	159	5.3
26.	Shalee Lehning, Kansas St.	So.	34	179	5.3
27.	Emily Tay, Harvard	So.	28	147	5.3
28.	Brittany Hollins, Georgia St.	So.	30	157	5.2
29.	Lauren Shaughnessy, St. Mary's (Cal.)	Jr.	26	136	5.2
30.	Shuteamia Brayboy, Fla. Atlantic	Jr.	31	159	5.1
31.	Kirbria Lewis, A&M-Corpus Christi	Sr.	31	158	5.1
32.	Kate Achter, Bowling Green	Jr.	35	177	5.1
33.	Ashley Graham, Santa Clara	Sr.	30	151	5.0
34.	Stacey Strayer, Morehead St.	Jr.	29	145	5.0
	Sally Skeldon, Mercer	Sr.	26	130	5.0
36.	Jasmine Young, East Caro.	So.	33	164	5.0
37.	Andrea Riley, Oklahoma St.	Fr.	30	149	5.0
38.	Tahnee Balerio, Missouri St.	Jr.	28	138	4.9
39.	Carla Cortijo, Texas	Fr.	30	147	4.9
40.	Jareica Hughes, UTEP	Fr.	28	137	4.9
41.	Sade Cunningham, Northern Ariz.	So.	32	156	4.9
42.	Kelsey Corbin, Ball St.	Sr.	31	149	4.8
43.	Monica Gibbs, UTSA	So.	29	139	4.8
	Kalen Kropa, Navy	So.	29	139	4.8
45.	Whitney Boddie, Auburn	So.	33	158	4.8
46.	Kristi Toliver, Maryland	So.	34	161	4.7
47.	Christy Brown, Clemson	Fr.	30	142	4.7
	Marisah Henderson, Birmingham-So.	Fr.	30	142	4.7
49.	Shantia Grace, South Fla.	So.	33	156	4.7
50.	Kristen Miah, St. Francis (N.Y.)	So.	31	146	4.7

Blocked Shots Per Game

Rk	Name, Team	Cl	G	BLKS	BKPG
1.	Alison Bales, Duke	Sr.	34	151	4.4
2.	Allyssa DeHaan, Michigan St.	Fr.	33	145	4.4
3.	Amber Harris, Xavier	Fr.	34	136	4.0
4.	Courtney Paris, Oklahoma	So.	33	111	3.4
5.	LaToya Pringle, North Carolina	Jr.	38	121	3.2
6.	Katja Bavendam, St. Francis (N.Y.)	Jr.	31	98	3.2
7.	Lasma Jekabsone, Florida Int'l	Sr.	30	92	3.1
8.	Lacey Cormier', Grambling	Sr.	28	85	3.0
9.	Hope Foster, Bucknell	Jr.	31	93	3.0
10.	Jessica Bobbitt, Belmont	So.	32	94	2.9
11.	Lindsay Wisdom-Hylton, Purdue	Jr.	37	108	2.9
12.	Jenny Weurding, Wofford	Sr.	28	81	2.9
13.	Jessica Davenport, Ohio St.	Sr.	32	90	2.8
14.	Kelli Darden, Radford	Jr.	31	85	2.7
15.	Kaitlin Sowinski, Sacred Heart	So.	32	87	2.7
16.	Brittany Harmon, Gardner-Webb	Sr.	31	83	2.7
17.	Candace Parker, Tennessee	So.	36	92	2.6
	Kia Vaughn, Rutgers	So.	36	92	2.6
19.	Nalini Miller, South Fla.	Sr.	33	84	2.5
20.	Danielle Wilson, Baylor	Fr.	34	86	2.5
21.	Lauren Ervin, Arkansas	Jr.	31	76	2.5
22.	Alysa Klein, UMKC	Jr.	30	73	2.4
23.	Kristi Veltkamp, Md.-East. Shore	Jr.	31	74	2.4
24.	Kemie Nkele, UC Riverside	Jr.	32	76	2.4
25.	Tina Huff, Alcorn St.	Sr.	27	63	2.3
	Andrea Williams, New Orleans	Jr.	27	63	2.3
27.	Izabela Piekarska, UTEP	Jr.	30	69	2.3
28.	Stephanie Hawk, Gonzaga	Sr.	34	77	2.3
29.	KeKe Carrier, Auburn	So.	27	61	2.3
30.	Tina Charles, Connecticut	Fr.	36	81	2.3
	Erica Davis, Yale	Sr.	28	63	2.3
32.	Marcquitta Head, Georgia St.	So.	30	67	2.2
33.	Jazmin Cain, Southeastern La.	Sr.	30	66	2.2
34.	Tiffany Benson, William & Mary	Fr.	31	67	2.2
35.	Kate Mills, Massachusetts	Jr.	30	64	2.1
36.	Shantee Releford, Weber St.	Sr.	27	57	2.1
37.	Amber Sprague, San Diego	So.	29	61	2.1
38.	Ann Skufca, Central Mich.	Sr.	30	62	2.1
39.	Sylvia Fowles, LSU	Jr.	38	78	2.1
40.	Lauren Neaves, Rice	Sr.	29	59	2.0
41.	Shaunte Small, Charleston So.	Jr.	30	61	2.0
42.	Tiffany Gadsden, Norfolk St.	Fr.	30	59	2.0
43.	Vaida Sipaviciute, Syracuse	Jr.	29	57	2.0
44.	Breton Wyett, Missouri St.	So.	23	45	2.0
45.	Laura Harper, Maryland	Jr.	34	65	1.9
46.	Sara Wilson, Niagara	Jr.	30	57	1.9
47.	MaHogany Daniel, Tex.-Pan American	Sr.	29	55	1.9
48.	Alex Anderson, Chattanooga	Jr.	33	62	1.9
49.	Danielle Page, Nebraska	Jr.	32	60	1.9
50.	Jacinta Monroe, Florida St.	Fr.	34	63	1.9
	Shana Wheeler, Kansas St.	Jr.	34	63	1.9

Steals Per Game

Rk	Name, Team	Cl	G	ST	STPG
1.	Armintie Price, Mississippi	Sr.	35	131	3.7
2.	Shannon Carlisle, Howard	Sr.	30	111	3.7
3.	Whitney Tossie, Appalachian St.	Jr.	31	113	3.6
4.	Amanda Pape, Sacred Heart	Sr.	32	107	3.3
5.	Lele Hardy, Clemson	Fr.	30	98	3.3
	Brittany Hollins, Georgia St.	So.	30	98	3.3
	Jillian Robbins, Tulsa	Sr.	30	98	3.3
8.	Angel McCoughtry, Louisville	So.	35	112	3.2
9.	Anthonia Newman, Cal Poly	Jr.	22	70	3.2
10.	Maurita Reid, Miami (Fla.)	Jr.	30	95	3.2
11.	Kyle DeHaven, Delaware	Jr.	32	99	3.1
12.	Kirbria Lewis, A&M-Corpus Christi	Sr.	31	95	3.1
13.	Alexis Hornbuckle, Tennessee	Jr.	37	113	3.1
14.	Kristen Boone, UNC Greensboro	Jr.	30	91	3.0
15.	Chrissy Givens, Middle Tenn.	Sr.	34	102	3.0
	Tiera DeLaHoussaye, Western Mich.	So.	32	96	3.0
17.	Rashida Suber, Coppin St.	Sr.	33	98	3.0
18.	Adrianne Ross, TCU	Jr.	32	93	2.9
19.	Jacqua Williams, Georgia Tech	So.	33	95	2.9
20.	Tyesha Lowery, Denver	Sr.	31	89	2.9
21.	Kelsey Kahle, Portland St.	So.	30	86	2.9
22.	Holly Mahan, Towson	Jr.	29	83	2.9
23.	Liz Miller, Wofford	So.	29	82	2.8
24.	Sugeiry Monsac, Robert Morris	Sr.	32	90	2.8
25.	FahKara Malone, Purdue	Fr.	37	104	2.8
26.	Amber Bland, N.C. A&T	So.	30	84	2.8
27.	Jareica Hughes, UTEP	Fr.	28	78	2.8
28.	Amanda Rego, San Diego	Jr.	30	83	2.8
29.	D'Aundra Henry, Tulane	Sr.	33	91	2.8
30.	Ashley Houts, Georgia	Fr.	34	93	2.7
31.	Sally Skeldon, Mercer	Sr.	26	71	2.7
32.	Dellena Criner, Nevada	So.	32	87	2.7
33.	Amber Holt, Middle Tenn.	Jr.	34	92	2.7
34.	Irene Otamiri, UNC Greensboro	Sr.	30	81	2.7
35.	Johnette Walker, Radford	So.	31	83	2.7
36.	Amanda Jackson, Miami (Ohio)	Jr.	30	80	2.7
37.	Ivy Smith, Savannah St.	Jr.	29	77	2.7
38.	Brianna Rooney, Quinnipiac	So.	28	74	2.6
39.	Keena Wicker, Charleston So.	Sr.	30	79	2.6
40.	Nikki Carr, Stephen F. Austin	Jr.	32	84	2.6
41.	Shanae Baker-Brice, Towson	So.	29	76	2.6
	Whitney Edwards, New Hampshire	Sr.	29	76	2.6

Rk	Name, Team	Cl	G	ST	STPG
	Sequoia Holmes, UNLV	Jr.	29	76	2.6
44.	Tanika Nunez, Alcorn St.	Jr.	28	73	2.6
45.	Kimberly Roberson, Indiana	So.	33	86	2.6
46.	Camille Little, North Carolina	Sr.	38	99	2.6
47.	Jernisha Cann, IUPUI	So.	30	78	2.6
	Rhonda Owens, Mercer	Sr.	30	78	2.6
49.	Shuteamia Brayboy, Fla. Atlantic	Jr.	31	80	2.6
50.	Tyresa Smith, Delaware	Sr.	32	82	2.6

2007 Division I Individual Game Highs

Assists

Rk	Name, Team	Cl	vs. Opponent	Date	AST
1.	Claire Faucher, Portland St.	Fr.	Sacramento St.	1/25/2007	16
	Katherine Plummer, Nicholls St.	Jr.	Sam Houston St.	1/6/2007	16
3.	Claire Faucher, Portland St.	Fr.	Idaho St.	1/27/2007	15
	Mercedes Fox-Griffin, Oregon St.	So.	Arizona	1/13/2007	15
5.	Tiera DeLaHoussaye, Western Mich.	So.	Central Mich.	2/14/2007	14
	Andrea Benvenuto, James Madison	Sr.	VCU	2/8/2007	14
	Brittney Vaughn, Arkansas	Jr.	Tulsa	12/16/2006	14
	Amanda Rego, San Diego	Jr.	San Diego St.	11/19/2006	14
9.	Carla Cortijo, Texas	Fr.	Texas Tech	2/24/2007	13
	Mandy Morales, Montana	So.	Cal St. Northridge	12/17/2006	13
	Shantae Robinson, Alabama St.	Jr.	Winston-Salem	11/19/2006	13

Blocked Shots

Rk	Name, Team	Cl	vs. Opponent	Date	Blks.
1.	Amber Harris, Xavier	Fr.	Richmond	2/15/2007	11
	Jessica Davenport, Ohio St.	Sr.	Minnesota	2/8/2007	11
	Tiffany Gadsden, Norfolk St.	Fr.	Bethune-Cookman	2/5/2007	11
	Kristi Veltkamp, Md.-East. Shore	Jr.	Winston-Salem	12/9/2006	11
	Marcquitta Head, Georgia St.	So.	Hofstra	12/3/2006	11
	Hope Foster, Bucknell	Jr.	Michigan St.	11/17/2006	11
7.	Jazmin Cain, Southeastern La.	Sr.	Northeastern St.	1/27/2007	10
	Ali Ridge, Wagner	Jr.	NJIT	1/18/2007	10
	Izabela Piekarska, UTEP	Jr.	La.-Lafayette	12/10/2006	10
10.	Nalini Miller, South Fla.	Sr.	Coppin St.	3/19/2007	9
	Tina Charles, Connecticut	Fr.	Notre Dame	2/27/2007	9
	Brittany Harmon, Gardner-Webb	Sr.	Stetson	2/15/2007	9
	Lindsay Wisdom-Hylton, Purdue	Jr.	Michigan St.	2/11/2007	9
	Erica Davis, Yale	Sr.	Cornell	2/10/2007	9
	Danielle Page, Nebraska	Jr.	Baylor	2/3/2007	9
	Erica Pollock, St. Joseph's	Sr.	Richmond	1/14/2007	9
	Allyssa DeHaan, Michigan St.	Fr.	Indiana	12/28/2006	9
	Kia Vaughn, Rutgers	So.	Mississippi	12/12/2006	9
	LaToya Pringle, North Carolina	Jr.	Wofford	12/6/2006	9
	Alison Bales, Duke	Sr.	Penn St.	11/21/2006	9
	KeKe Carrier, Auburn	So.	Alabama St.	11/15/2006	9
	Mekia Valentine, Wake Forest	Fr.	Western Caro.	11/14/2006	9

Points

Rk	Name, Team	Cl	vs. Opponent	Date	PTS
1.	Gabriela Marginean, Drexel	Fr.	Northeastern	2/22/2007	47
2.	Courtney Paris, Oklahoma	So.	New Mexico	12/30/2006	43
3.	Traci Edwards, Milwaukee	So.	Cleveland St.	1/20/2007	42
	Renee Taylor, Miami (Fla.)	Sr.	Houston	12/19/2006	42
5.	Katie Gearlds, Purdue	Sr.	Iowa	2/22/2007	41
	Courtney Paris, Oklahoma	So.	Oklahoma St.	2/3/2007	41
	Kelsey Kahle, Portland St.	So.	Sacramento St.	1/15/2007	41
	Angel McCoughtry, Louisville	So.	Eastern Ill.	12/29/2006	41
	Carrie Moore, Western Mich.	Sr.	Detroit	11/17/2006	41
10.	Tye Jackson, Houston	Jr.	Marshall	3/1/2007	40
11.	Tahnee Balerio, Missouri St.	Jr.	Oregon	12/16/2006	39
	Lisa Carrol, Fordham	Sr.	Yale	12/7/2006	39
13.	Carrie Moore, Western Mich.	Sr.	Central Mich.	1/3/2007	38
	Jessica Huffman, Eastern Ill.	Fr.	Morehead St.	12/20/2006	38
	Angel McCoughtry, Louisville	So.	Butler	12/18/2006	38
	Portia Wilson, Mississippi Val.	Jr.	Idaho	12/2/2006	38
	Tara King, UNI	Sr.	Iowa St.	11/20/2006	38

Rebounds

Rk	Name, Team	Cl	vs. Opponent	Date	REB
1.	Lachelle Lyles, Southeast Mo. St.	Sr.	Tennessee St.	12/7/2006	32
2.	Courtney Paris, Oklahoma	So.	New Mexico	12/30/2006	25
	Lachelle Lyles, Southeast Mo. St.	Sr.	Samford	12/19/2006	25
4.	Alysha Clark, Belmont	So.	East Tenn. St.	2/1/2007	24
5.	Heather Stec, Siena	So.	St. Peter's	1/21/2007	23
	Lachelle Lyles, Southeast Mo. St.	Sr.	Martin Methodist	12/28/2006	23
7.	Gabriela Marginean, Drexel	Fr.	Northeastern	2/22/2007	22
8.	Jessica Adair, George Washington	So.	Boise St.	3/17/2007	21
	Courtney Paris, Oklahoma	So.	Iowa St.	3/11/2007	21
	Courtney Paris, Oklahoma	So.	Missouri	2/25/2007	21
	Lachelle Lyles, Southeast Mo. St.	Sr.	Eastern Ill.	2/14/2007	21
	Stephanie Duda, UC Irvine	Jr.	Cal St. Northridge	2/3/2007	21
	Dionne Marsh, New Mexico	Jr.	UNLV	1/27/2007	21
	LaJoyce King, Cal St. Northridge	Sr.	Santa Clara	12/2/2006	21
	Emer Foley, Southern Miss.	So.	Jacksonville St.	11/17/2006	21
	Nickie Warren, San Francisco	Sr.	Colorado St.	11/17/2006	21
	Jacinta Monroe, Florida St.	Fr.	UAB	11/12/2006	21

Steals

Rk	Name, Team	Cl	vs. Opponent	Date	ST
1.	Armintie Price, Mississippi	Sr.	Illinois	12/2/2006	12
2.	Whitney Tossie, Appalachian St.	Jr.	Elon	12/16/2006	11
	Kristen Boone, UNC Greensboro	Jr.	UNC Wilmington	11/12/2006	11
4.	Maurita Reid, Miami (Fla.)	Jr.	Wake Forest	2/8/2007	10
	Adrianne Ross, TCU	Jr.	UNLV	2/3/2007	10
	Jillian Robbins, Tulsa	Sr.	Memphis	1/7/2007	10
	Amanda Rego, San Diego	Jr.	Holy Cross	12/28/2006	10
	Ashley Houts, Georgia	Fr.	Memphis	11/29/2006	10
9.	Angel Liddell, Jackson St.	Sr.	Grambling	2/17/2007	9
	Jameka Smith, Delaware St.	So.	Florida A&M	1/27/2007	9
	Amber Bland, N.C. A&T	So.	Bethune-Cookman	1/13/2007	9
	Armintie Price, Mississippi	Sr.	Miami (Fla.)	12/21/2006	9
	Sha Brooks, Florida	So.	Stetson	12/18/2006	9
	Whitney Tossie, Appalachian St.	Jr.	Radford	12/18/2006	9
	Kyle DeHaven, Delaware	Jr.	Boston U.	12/10/2006	9
	Kristi Toliver, Maryland	So.	Temple	12/10/2006	9
	Amanda Pape, Sacred Heart	Sr.	Providence	12/1/2006	9
	Shannon Carlisle, Howard	Sr.	Coastal Caro.	11/26/2006	9
	Sparkle Anderson, Cal Poly	Sr.	Portland	11/25/2006	9

Three-Point Field Goals Made

Rk	Name, Team	Cl	vs. Opponent	Date	3FG
1.	T.J. Jordan, Old Dominion	So.	Northeastern	2/8/2007	10
2.	Kate Carlin, Georgetown	Sr.	Fordham	11/22/2006	9
3.	Candice Wiggins, Stanford	Jr.	Southern California	3/4/2007	8
	Rashida Suber, Coppin St.	Sr.	Florida A&M	2/28/2007	8
	Chandice Cronk, Santa Clara	Jr.	St. Mary's (Cal.)	1/7/2007	8
	Mallory Morring, Birmingham-So.	Jr.	Savannah St.	1/6/2007	8
	Maggie McCloskey, Loyola (Ill.)	Fr.	Green Bay	12/30/2006	8
	Jessica Ross, Pepperdine	So.	Rhode Island	12/28/2006	8
	Jamie Nesbit, Stetson	Jr.	Florida A&M	12/16/2006	8
	Mallary Gillespie, BYU	Jr.	Weber St.	12/14/2006	8
	Kate Mastin, Alabama	Sr.	Cal St. Northridge	11/25/2006	8
	Kindyll Dorsey, Boston College	Sr.	Ohio St.	11/21/2006	8
	Helen Johnson, Louisville	Sr.	Memphis	11/12/2006	8

Field-Goal Percentage

Minimum 10 Made

Rk	Name, Team	Cl	vs. Opponent	Date	FG%	FGM	FGA
1.	Jodi Bolerjack, Wyoming	Jr.	Northern Colo.	11/15/2006	100	10	10
2.	Alyssa Wahl, Northern Ariz.	Sr.	Northern Colo.	2/17/2007	92.9	13	14
	Modupe Ishola, Marshall	Sr.	Wright St.	12/19/2006	92.9	13	14
4.	Fredrieka Lewis, Southern U.	Jr.	Alcorn St.	1/27/2007	92.3	12	13
	Courtney Paris, Oklahoma	So.	Ark.-Pine Bluff	12/10/2006	92.3	12	13
	Joi Scott, Murray St.	Sr.	Eastern Ky.	12/7/2006	92.3	12	13
	Rashidat Sadiq, Oklahoma St.	Sr.	UMKC	11/30/2006	92.3	12	13
	Angel McCoughtry, Louisville	So.	Memphis	11/12/2006	92.3	12	13
9.	Ashley Walker, California	So.	Oregon St.	1/18/2007	91.7	11	12
	Rachel Frederick, Ohio	So.	Marshall	12/16/2006	91.7	11	12
	Lindsay Wisdom-Hylton, Purdue	Jr.	Butler	12/10/2006	91.7	11	12
	Ashli Senff, Evansville	Sr.	Wichita St.	12/3/2006	91.7	11	12
	Sarah McKay, Indiana	Sr.	Dayton	11/19/2006	91.7	11	12
14.	Kirbria Lewis, A&M-Corpus Christi	Sr.	Nicholls St.	2/8/2007	90.9	10	11
	Christina Wirth, Vanderbilt	So.	Arkansas	1/4/2007	90.9	10	11
	Lindsey Brown, Western Mich.	Sr.	Md.-East. Shore	12/30/2006	90.9	10	11
	Alecia Steele, Air Force	Jr.	Weber St.	12/30/2006	90.9	10	11
	Jessica Davenport, Ohio St.	Sr.	Washington	12/3/2006	90.9	10	11
	Rachel Maenpaa, Indiana St.	Sr.	Loyola (Ill.)	11/28/2006	90.9	10	11
	Elisha Turek, Oral Roberts	Sr.	Central Ark.	11/18/2006	90.9	10	11

Free-Throw Percentage

Mimimum 13 Made

Rk	Name, Team	Cl	vs. Opponent	Date	FT%	FTM	FTA
1.	Mandy Morales, Montana	So.	Santa Clara	12/20/2006	100	18	18
	L'Teisha Holloway, Alabama St.	So.	Grambling	1/4/2007	100	17	17
	Julie Briody, New Mexico	Sr.	San Diego St.	3/3/2007	100	16	16
	India McDaniel, Cal St. Fullerton	Sr.	San Francisco	12/18/2006	100	15	15
	Niki McCoy, Akron	So.	Buffalo	2/24/2007	100	14	14
	Portia Wilson, Mississippi Val.	Jr.	Alabama St.	2/5/2007	100	14	14
	Serena Benavente, St. Mary's (Cal.)	Sr.	Eastern Wash.	12/20/2006	100	14	14
	Alison Bales, Duke	Sr.	Clemson	2/5/2007	100	13	13
	Ashley Barlow, Notre Dame	Fr.	Prairie View	12/28/2006	100	13	13

Three-Point Field-Goal Percentage

Minimum 6 Made

Rk	Name, Team	Cl	vs. Opponent	Date	3FG%	3FG	3FGA
1.	Jamie Van Horne, Yale	So.	Brown	1/20/2007	100	7	7
	Ashley Davis, TCU	Sr.	Colorado St.	2/7/2007	100	6	6
	Jenaya Wade-Fray, Chattanooga	Fr.	UNC Greensboro	1/29/2007	100	6	6
	Kristi Toliver, Maryland	So.	Clemson	1/25/2007	100	6	6
	Chelsea Marandola, Providence	So.	Rhode Island	12/22/2006	100	6	6
	Megan McGuffey, Wyoming	So.	Western St.	12/9/2006	100	6	6
	Kelsey Luna, Indiana St.	Fr.	Eastern Ill.	11/21/2006	100	6	6
	Jodi Bolerjack, Wyoming	Jr.	Northern Colo.	11/15/2006	100	6	6
9.	Candice Wiggins, Stanford	Jr.	Southern California	3/4/2007	88.9	8	9
10.	Danielle McCray, Kansas	Fr.	Kansas St.	2/18/2007	85.7	6	7
	Katie Langford, Oral Roberts	Sr.	Chicago St.	2/17/2007	85.7	6	7
	Kiki Lund, Dayton	Jr.	Duquesne	1/28/2007	85.7	6	7
	Maria Grimes, Appalachian St.	Jr.	Ga. Southern	1/20/2007	85.7	6	7
	Dionne Pounds, Lamar	Sr.	Sam Houston St.	1/13/2007	85.7	6	7
	Alexis Timpone, Lamar	Sr.	Stephen F. Austin	1/11/2007	85.7	6	7
	Ashleigh Newman, Maryland	Jr.	Miami (Fla.)	1/10/2007	85.7	6	7
	Abby Waner, Duke	So.	Georgia Tech	1/10/2007	85.7	6	7
	Jessica Dickson, South Fla.	Sr.	Florida Int'l	11/30/2006	85.7	6	7
	Judith Brittany Ray, Rutgers	Fr.	Florida	11/18/2006	85.7	6	7
	Erin Monfre, Marquette	So.	Virginia	11/17/2006	85.7	6	7

2007 Division I Team Leaders

Scoring Defense

Rk	Team	G	W-L	Opp. Pts.	Opp. PPG
1.	LSU	38	30-8	1,863	49.0
2.	Duke	34	32-2	1,748	51.4
3.	Ark.-Little Rock	31	21-10	1,633	52.7
4.	Hartford	34	25-9	1,809	53.2
5.	Delaware St.	33	20-13	1,758	53.3
6.	Coppin St.	33	25-8	1,766	53.5
7.	Texas A&M	32	25-7	1,715	53.6
8.	Texas-Arlington	33	24-9	1,779	53.9
9.	Army	30	24-6	1,618	53.9
10.	Marist	35	29-6	1,905	54.4
11.	Rutgers	36	27-9	1,960	54.4
12.	Purdue	37	31-6	2,021	54.6
13.	New Mexico	33	24-9	1,813	54.9
14.	North Carolina	38	34-4	2,090	55.0
15.	Connecticut	36	32-4	1,987	55.2
16.	Tennessee	37	34-3	2,055	55.5
17.	George Washington	32	28-4	1,780	55.6
18.	Delaware	32	26-6	1,789	55.9
19.	Wyoming	36	27-9	2,013	55.9
20.	Bucknell	31	20-11	1,738	56.1
21.	Coastal Caro.	29	18-11	1,627	56.1
22.	West Virginia	32	21-11	1,803	56.3
23.	Liberty	31	19-12	1,748	56.4
24.	Long Island	31	22-9	1,749	56.4
25.	Western Ill.	29	10-19	1,645	56.7
26.	Samford	31	18-13	1,764	56.9
27.	Stanford	34	29-5	1,943	57.1
28.	BYU	33	23-10	1,886	57.2
29.	Bowling Green	35	31-4	2,001	57.2
30.	Ohio St.	32	28-4	1,839	57.5
31.	Lehigh	30	11-19	1,728	57.6
32.	North Carolina St.	35	25-10	2,021	57.7
33.	Oral Roberts	33	22-11	1,907	57.8
34.	William & Mary	31	19-12	1,793	57.8
35.	Belmont	32	25-7	1,851	57.8
36.	Temple	33	25-8	1,909	57.8
37.	Oklahoma St.	31	20-11	1,794	57.9
38.	Jackson St.	33	22-11	1,912	57.9
39.	Gardner-Webb	31	14-17	1,804	58.2
40.	Hofstra	34	26-8	1,983	58.3
41.	Radford	31	20-11	1,811	58.4
42.	Denver	31	20-11	1,813	58.5
43.	Arizona St.	36	31-5	2,109	58.6
44.	Navy	29	12-17	1,699	58.6
45.	La.-Lafayette	34	25-9	1,992	58.6
46.	Michigan St.	33	24-9	1,938	58.7
47.	Utah	33	19-14	1,939	58.8
48.	Valparaiso	31	20-11	1,822	58.8
49.	Texas	32	18-14	1,883	58.8
50.	Oakland	32	19-13	1,886	58.9

Field-Goal Percentage Defense

Rk	Team	G	W-L	Opp. FG	Opp. FGA	Opp. FG%
1.	LSU	38	30-8	683	2,082	32.8
2.	Duke	34	32-2	656	1,954	33.6
3.	Oklahoma	33	28-5	690	2,046	33.7
4.	Connecticut	36	32-4	750	2,173	34.5
5.	North Carolina	38	34-4	785	2,271	34.6
6.	Stanford	34	29-5	702	2,027	34.6
7.	Morgan St.	31	18-13	676	1,945	34.8
8.	Md.-East. Shore	31	11-20	635	1,814	35.0
9.	George Washington	32	28-4	622	1,774	35.1
10.	Coppin St.	33	25-8	628	1,790	35.1
11.	Belmont	32	25-7	668	1,887	35.4
12.	Purdue	37	31-6	764	2,156	35.4
13.	William & Mary	31	19-12	655	1,844	35.5
14.	Montana	31	27-4	672	1,888	35.6
15.	Michigan St.	33	24-9	701	1,968	35.6
16.	Liberty	31	19-12	617	1,732	35.6
17.	BYU	33	23-10	641	1,794	35.7
18.	La.-Lafayette	34	25-9	729	2,035	35.8
19.	Rutgers	36	27-9	687	1,909	36.0
20.	UC Riverside	32	21-11	644	1,784	36.1
21.	West Virginia	32	21-11	601	1,664	36.1
22.	Illinois	31	19-12	676	1,867	36.2
23.	Hartford	34	25-9	677	1,866	36.3
24.	Oklahoma St.	31	20-11	647	1,775	36.5
25.	Xavier	34	26-8	788	2,157	36.5
26.	Marist	35	29-6	689	1,879	36.7
27.	Louisville	35	27-8	795	2,167	36.7
28.	Southeast Mo. St.	32	24-8	690	1,876	36.8
29.	Army	30	24-6	606	1,647	36.8
30.	SMU	30	18-12	689	1,871	36.8
31.	Maryland	34	28-6	800	2,170	36.9
32.	Bucknell	31	20-11	637	1,726	36.9
33.	Rice	33	19-14	789	2,136	36.9
34.	Hofstra	34	26-8	702	1,897	37.0
35.	Troy	29	12-17	634	1,709	37.1
36.	North Carolina St.	35	25-10	751	2,022	37.1
37.	East Caro.	33	19-14	756	2,032	37.2
38.	Navy	29	12-17	587	1,577	37.2
39.	Florida A&M	32	16-16	733	1,968	37.2
40.	Utah	33	19-14	664	1,781	37.3
41.	Louisiana Tech	30	17-13	647	1,734	37.3
42.	California	32	23-9	706	1,892	37.3
43.	Delaware St.	33	20-13	640	1,713	37.4
44.	Iowa St.	35	26-9	800	2,141	37.4
45.	New Mexico St.	31	13-18	679	1,817	37.4
46.	South Carolina	33	18-15	687	1,837	37.4
47.	Sacred Heart	32	22-10	708	1,893	37.4
48.	Kentucky	34	20-14	760	2,032	37.4
49.	Kansas St.	34	19-15	715	1,911	37.4
50.	Texas A&M	32	25-7	617	1,648	37.4

Turnovers Per Game

Rk	Team	GM	W-L	TO	TOPG
1.	Marist	35	29-6	407	11.6
2.	Villanova	29	8-21	353	12.2
3.	Green Bay	33	29-4	417	12.6
4.	Texas-Arlington	33	24-9	437	13.2
5.	Wyoming	36	27-9	482	13.4
6.	LSU	38	30-8	510	13.4
7.	Bowling Green	35	31-4	470	13.4
8.	South Fla.	33	21-12	447	13.5
9.	Montana	31	27-4	420	13.5
10.	Delaware	32	26-6	436	13.6
11.	Murray St.	31	21-10	426	13.7
12.	UMBC	33	16-17	470	14.2
13.	Long Island	31	22-9	443	14.3
14.	St. Peter's	30	12-18	431	14.4
	UNI	30	17-13	431	14.4
16.	Idaho St.	31	17-14	447	14.4
17.	Drake	33	14-19	476	14.4
18.	Niagara	30	14-16	433	14.4
19.	Rutgers	36	27-9	520	14.4
20.	Pittsburgh	33	24-9	477	14.5
21.	New Mexico	33	24-9	478	14.5
22.	Northern Ill.	31	19-12	451	14.5
23.	Ark.-Little Rock	31	21-10	452	14.6
24.	Coastal Caro.	29	18-11	423	14.6
25.	Nicholls St.	27	7-20	394	14.6
26.	Middle Tenn.	34	30-4	497	14.6
27.	Xavier	34	26-8	498	14.6
28.	Georgia	34	27-7	500	14.7
29.	Indiana St.	30	19-11	442	14.7
	Central Mich.	30	11-19	442	14.7
31.	Stanford	34	29-5	501	14.7
32.	Army	30	24-6	443	14.8
33.	Samford	31	18-13	460	14.8
34.	Connecticut	36	32-4	535	14.9
35.	Butler	31	16-15	463	14.9
36.	Hartford	34	25-9	510	15.0
37.	Tulane	33	26-7	500	15.2
38.	Valparaiso	31	20-11	470	15.2
39.	Iowa St.	35	26-9	531	15.2
40.	Bucknell	31	20-11	471	15.2
41.	St. Joseph's	33	19-14	502	15.2
42.	Marquette	33	26-7	503	15.2
43.	New Hampshire	29	9-20	443	15.3
44.	Boston U.	30	15-15	459	15.3

Rk	Team	GM	W-L	TO	TOPG
45.	Rhode Island	29	6-23	445	15.3
46.	Kansas St.	34	19-15	522	15.4
47.	Washington	31	18-13	476	15.4
48.	Southern Ill.	32	21-11	492	15.4
49.	Missouri St.	28	7-21	431	15.4
50.	Tennessee	37	34-3	571	15.4

Personal Fouls Per Game

Rk	Team	GM	W-L	Fouls	PFPG	DQ
1.	Purdue	37	31-6	482	13.0	8
2.	Lehigh	30	11-19	394	13.1	5
3.	Ohio St.	32	28-4	425	13.3	1
4.	La Salle	30	19-11	406	13.5	2
5.	Fordham	28	3-25	379	13.5	9
6.	Holy Cross	33	15-18	448	13.6	3
7.	Illinois	31	19-12	425	13.7	6
8.	LSU	38	30-8	521	13.7	6
9.	Connecticut	36	32-4	496	13.8	6
10.	Massachusetts	30	17-13	418	13.9	4
11.	Xavier	34	26-8	474	13.9	4
12.	Boston College	29	13-16	405	14.0	4
13.	Virginia Tech	34	19-15	477	14.0	6
14.	Chattanooga	33	25-8	464	14.1	5
15.	Valparaiso	31	20-11	441	14.2	8
16.	Green Bay	33	29-4	473	14.3	2
17.	Syracuse	29	9-20	417	14.4	10
18.	Army	30	24-6	433	14.4	4
19.	Wyoming	36	27-9	523	14.5	9
20.	Loyola Marymount	31	19-12	451	14.5	5
21.	Gardner-Webb	31	14-17	452	14.6	7
22.	Villanova	29	8-21	424	14.6	7
23.	Ark.-Little Rock	31	21-10	455	14.7	8
24.	Lipscomb	29	8-21	427	14.7	9
25.	Temple	33	25-8	488	14.8	8
26.	Iowa St.	35	26-9	518	14.8	7
27.	Oakland	32	19-13	475	14.8	6
28.	Hartford	34	25-9	505	14.9	10
29.	Florida Int'l	30	16-14	448	14.9	10
30.	Idaho St.	31	17-14	463	14.9	5
31.	La.-Lafayette	34	25-9	510	15.0	5
32.	Western Ill.	29	10-19	438	15.1	6
33.	Bucknell	31	20-11	473	15.3	11
34.	Niagara	30	14-16	458	15.3	4
35.	Denver	31	20-11	475	15.3	2
36.	Milwaukee	31	15-16	476	15.4	4
37.	Maine	28	13-15	430	15.4	3
38.	Louisville	35	27-8	538	15.4	12
39.	Gonzaga	34	24-10	527	15.5	8
	St. John's (N.Y.)	28	8-20	434	15.5	3
41.	Bowling Green	35	31-4	543	15.5	5
42.	Binghamton	31	12-19	481	15.5	5
43.	Auburn	34	21-13	528	15.5	6
44.	North Carolina St.	35	25-10	544	15.5	9
45.	Marist	35	29-6	545	15.6	8
46.	Furman	31	11-20	484	15.6	5
47.	Missouri	31	17-14	485	15.6	5
48.	Duke	34	32-2	532	15.6	3
	Georgia	34	27-7	532	15.6	9
50.	Florida A&M	32	16-16	501	15.7	8
	Sacred Heart	32	22-10	501	15.7	8

Scoring Offense

Rk	Team	GM	W-L	PTS	PPG
1.	North Carolina	38	34-4	3,179	83.7
2.	Maryland	34	28-6	2,810	82.6
3.	Idaho St.	31	17-14	2,465	79.5
4.	Middle Tenn.	34	30-4	2,692	79.2
5.	Mississippi	35	24-11	2,718	77.7
6.	Indiana St.	30	19-11	2,329	77.6
7.	Montana	31	27-4	2,402	77.5
8.	Connecticut	36	32-4	2,781	77.3
9.	Oklahoma	33	28-5	2,529	76.6
10.	Vanderbilt	34	28-6	2,595	76.3
11.	Green Bay	33	29-4	2,509	76.0
12.	Duke	34	32-2	2,568	75.5
13.	Bowling Green	35	31-4	2,604	74.4
14.	Baylor	34	26-8	2,514	73.9
15.	Tennessee	37	34-3	2,724	73.6
16.	Louisville	35	27-8	2,574	73.5
17.	Robert Morris	32	24-8	2,352	73.5
18.	DePaul	32	19-13	2,344	73.3
19.	Ball St.	31	24-7	2,269	73.2
20.	Kent St.	28	15-13	2,047	73.1
21.	Virginia	34	19-15	2,473	72.7
22.	Miami (Ohio)	30	12-18	2,181	72.7
23.	TCU	32	21-11	2,319	72.5
24.	James Madison	33	27-6	2,391	72.5
25.	South Fla.	33	21-12	2,390	72.4
26.	Arizona St.	36	31-5	2,606	72.4
27.	Ohio St.	32	28-4	2,314	72.3
28.	Northern Ill.	31	19-12	2,241	72.3
29.	Chattanooga	33	25-8	2,379	72.1
30.	Illinois St.	33	22-11	2,377	72.0
31.	Eastern Ill.	29	10-19	2,085	71.9
32.	Evansville	31	19-12	2,227	71.8
33.	Western Ky.	32	23-9	2,298	71.8
34.	Eastern Ky.	30	12-18	2,154	71.8
35.	Georgia	34	27-7	2,441	71.8
36.	East Tenn. St.	32	20-12	2,294	71.7
37.	Washington	31	18-13	2,215	71.5
38.	Stanford	34	29-5	2,425	71.3
39.	Murray St.	31	21-10	2,210	71.3
40.	Nebraska	32	22-10	2,280	71.3
41.	Tulane	33	26-7	2,347	71.1
42.	Oklahoma St.	31	20-11	2,200	71.0
43.	Charlotte	32	19-13	2,270	70.9
44.	Marquette	33	26-7	2,340	70.9
45.	Cal St. Northridge	29	13-16	2,055	70.9
46.	Davidson	32	23-9	2,260	70.6
47.	N.C. A&T	30	17-13	2,115	70.5
48.	Old Dominion	33	24-9	2,325	70.5
49.	Wisconsin	36	23-13	2,533	70.4
50.	Kentucky	34	20-14	2,392	70.4

Rebound Margin

Rk	Team	GM	W-L	OWN REB	OWN RPG	OPP REB	OPP RPG	REB MAR
1.	Maryland	34	28-6	1,527	44.9	1,042	30.6	14.3
2.	Oklahoma	33	28-5	1,539	46.6	1,117	33.8	12.8
3.	James Madison	33	27-6	1,459	44.2	1,097	33.2	11.0
4.	North Carolina	38	34-4	1,721	45.3	1,310	34.5	10.8
5.	Liberty	31	19-12	1,311	42.3	981	31.6	10.6
6.	Connecticut	36	32-4	1,552	43.1	1,193	33.1	10.0
7.	Temple	33	25-8	1,352	41.0	1,044	31.6	9.3
8.	La.-Lafayette	34	25-9	1,526	44.9	1,215	35.7	9.1
9.	Southeast Mo. St.	32	24-8	1,388	43.4	1,098	34.3	9.1
10.	Cincinnati	29	15-14	1,173	40.4	915	31.6	8.9
11.	South Carolina	33	18-15	1,455	44.1	1,175	35.6	8.5
12.	Duke	34	32-2	1,441	42.4	1,154	33.9	8.4
13.	Louisville	35	27-8	1,579	45.1	1,284	36.7	8.4
14.	Stanford	34	29-5	1,454	42.8	1,202	35.4	7.4
15.	Wisconsin	36	23-13	1,431	39.8	1,171	32.5	7.2
16.	Oklahoma St.	31	20-11	1,322	42.6	1,100	35.5	7.2
17.	Stephen F. Austin	33	21-12	1,467	44.5	1,242	37.6	6.8
18.	Hampton	28	15-13	1,295	46.3	1,106	39.5	6.8
19.	Florida St.	34	24-10	1,400	41.2	1,179	34.7	6.5
20.	Illinois	31	19-12	1,257	40.5	1,061	34.2	6.3
21.	Old Dominion	33	24-9	1,383	41.9	1,182	35.8	6.1
22.	Monmouth	31	18-13	1,270	41.0	1,082	34.9	6.1
23.	Belmont	32	25-7	1,363	42.6	1,171	36.6	6.0
24.	Minnesota	33	17-16	1,333	40.4	1,137	34.5	5.9
25.	Robert Morris	32	24-8	1,295	40.5	1,106	34.6	5.9
26.	Hawaii	29	15-14	1,210	41.7	1,047	36.1	5.6
27.	LSU	38	30-8	1,521	40.0	1,311	34.5	5.5
28.	California	32	23-9	1,226	38.3	1,050	32.8	5.5
29.	Utah	33	19-14	1,246	37.8	1,066	32.3	5.5
30.	Texas-Arlington	33	24-9	1,279	38.8	1,103	33.4	5.3
31.	Western Caro.	34	24-10	1,488	43.8	1,307	38.4	5.3
32.	Louisiana Tech	30	17-13	1,311	43.7	1,152	38.4	5.3
33.	Hofstra	34	26-8	1,403	41.3	1,223	36.0	5.3
34.	Florida Int'l	30	16-14	1,242	41.4	1,084	36.1	5.3
35.	Tenn.-Martin	31	17-14	1,136	36.6	975	31.5	5.2
36.	Iona	34	21-13	1,345	39.6	1,172	34.5	5.1
37.	Harvard	28	15-13	1,044	37.3	906	32.4	4.9
38.	Montana	31	27-4	1,297	41.8	1,148	37.0	4.8
39.	Marquette	33	26-7	1,329	40.3	1,171	35.5	4.8
40.	Coppin St.	33	25-8	1,350	40.9	1,193	36.2	4.8
41.	Ohio St.	32	28-4	1,174	36.7	1,025	32.0	4.7
42.	Illinois St.	33	22-11	1,346	40.8	1,193	36.2	4.6

Rk	Team	GM	W-L	OWN REB	OWN RPG	OPP REB	OPP RPG	REB MAR
	Georgia Tech	33	21-12	1,260	38.2	1,107	33.5	4.6
44.	Kentucky	34	20-14	1,400	41.2	1,243	36.6	4.6
45.	UCLA	32	14-18	1,282	40.1	1,135	35.5	4.6
	Western Ky.	32	23-9	1,215	38.0	1,068	33.4	4.6
47.	Southern California	30	17-13	1,214	40.5	1,079	36.0	4.5
48.	Tennessee	37	34-3	1,421	38.4	1,255	33.9	4.5
49.	North Carolina St.	35	25-10	1,417	40.5	1,264	36.1	4.4
50.	Yale	28	12-16	1,045	37.3	923	33.0	4.4

Three-Point Field Goals Per Game

Rk	Team	GM	W-L	3FG	3PG
1.	Santa Clara	30	13-17	253	8.4
2.	Butler	31	16-15	260	8.4
3.	Idaho St.	31	17-14	259	8.4
4.	Middle Tenn.	34	30-4	277	8.1
5.	Green Bay	33	29-4	264	8.0
6.	DePaul	32	19-13	250	7.8
7.	Chattanooga	33	25-8	257	7.8
8.	Villanova	29	8-21	224	7.7
9.	Northern Ill.	31	19-12	236	7.6
10.	Indiana St.	30	19-11	225	7.5
11.	Iowa St.	35	26-9	262	7.5
12.	Eastern Mich.	29	16-13	206	7.1
13.	Wyoming	36	27-9	255	7.1
14.	Bowling Green	35	31-4	244	7.0
15.	UAB	32	19-13	219	6.8
16.	Valparaiso	31	20-11	210	6.8
17.	Belmont	32	25-7	214	6.7
18.	Samford	31	18-13	207	6.7
19.	Milwaukee	31	15-16	202	6.5
20.	Pacific	30	8-22	193	6.4
21.	High Point	30	18-12	191	6.4
22.	Georgia	34	27-7	215	6.3
23.	William & Mary	31	19-12	196	6.3
24.	North Carolina	38	34-4	240	6.3
25.	Miami (Fla.)	30	11-19	189	6.3
26.	St. Joseph's	33	19-14	207	6.3
27.	Drexel	31	10-21	194	6.3
28.	Boston U.	30	15-15	186	6.2
29.	Montana	31	27-4	192	6.2
30.	Kansas St.	34	19-15	209	6.1
	Vanderbilt	34	28-6	209	6.1
32.	Lipscomb	29	8-21	178	6.1
33.	Mississippi St.	32	18-14	196	6.1
	American	32	13-19	196	6.1
35.	UNI	30	17-13	182	6.1
	Niagara	30	14-16	182	6.1
37.	Memphis	31	4-27	188	6.1
38.	Illinois St.	33	22-11	200	6.1
39.	UMBC	33	16-17	199	6.0
40.	Jacksonville St.	29	7-22	174	6.0
41.	Ball St.	31	24-7	185	6.0
42.	Morehead St.	30	14-16	179	6.0
43.	Birmingham-So.	30	8-22	178	5.9
44.	Bradley	31	12-19	182	5.9
45.	Cal St. Fullerton	32	16-16	183	5.7
46.	Canisius	30	16-14	171	5.7
47.	Holy Cross	33	15-18	188	5.7
48.	New Hampshire	29	9-20	165	5.7
49.	Louisville	35	27-8	199	5.7
50.	Oregon	31	17-14	176	5.7

Blocked Shots Per Game

Rk	Team	GM	W-L	BLKS	BKPG
1.	Baylor	34	26-8	244	7.2
2.	North Carolina	38	34-4	253	6.7
3.	Duke	34	32-2	224	6.6
4.	Michigan St.	33	24-9	211	6.4
5.	Xavier	34	26-8	211	6.2
6.	South Carolina	33	18-15	199	6.0
7.	Florida Int'l	30	16-14	176	5.9
	New Orleans	30	9-21	176	5.9
9.	Oklahoma	33	28-5	192	5.8
10.	UC Riverside	32	21-11	185	5.8
11.	South Fla.	33	21-12	190	5.8
12.	Rutgers	36	27-9	207	5.8
13.	Auburn	34	21-13	191	5.6
14.	Connecticut	36	32-4	201	5.6
15.	Stanford	34	29-5	189	5.6
16.	LSU	38	30-8	209	5.5
17.	Georgia St.	30	15-15	163	5.4
18.	Arkansas	31	18-13	165	5.3
19.	Grambling	31	12-19	164	5.3
20.	Purdue	37	31-6	195	5.3
21.	Tennessee	37	34-3	194	5.2
22.	Wofford	29	13-16	149	5.1
23.	Louisville	35	27-8	178	5.1
24.	George Washington	32	28-4	157	4.9
25.	Florida St.	34	24-10	166	4.9
26.	Illinois	31	19-12	151	4.9
27.	UMKC	30	10-20	145	4.8
28.	Kansas St.	34	19-15	164	4.8
29.	Texas A&M	32	25-7	154	4.8
30.	Portland	30	10-20	144	4.8
31.	Texas	32	18-14	151	4.7
32.	Belmont	32	25-7	150	4.7
33.	Hawaii	29	15-14	134	4.6
34.	Montana	31	27-4	143	4.6
35.	San Diego St.	28	12-16	129	4.6
36.	Eastern Wash.	29	10-19	132	4.6
37.	Norfolk St.	30	6-24	136	4.5
	N.C. A&T	30	17-13	136	4.5
39.	Northern Ariz.	32	20-12	145	4.5
40.	Md.-East. Shore	31	11-20	140	4.5
41.	Kentucky	34	20-14	152	4.5
42.	UTEP	30	22-8	134	4.5
43.	St. Joseph's	33	19-14	147	4.5
44.	Radford	31	20-11	138	4.5
45.	Old Dominion	33	24-9	145	4.4
46.	Gardner-Webb	31	14-17	136	4.4
47.	Texas Tech	31	15-16	134	4.3
48.	Rice	33	19-14	142	4.3
	Stephen F. Austin	33	21-12	142	4.3
50.	St. Mary's (Cal.)	28	14-14	120	4.3

Assists Per Game

Rk	Team	GM	W-L	AST	APG
1.	Maryland	34	28-6	621	18.3
2.	Arizona St.	36	31-5	652	18.1
3.	Vanderbilt	34	28-6	613	18.0
4.	Connecticut	36	32-4	643	17.9
5.	Stanford	34	29-5	606	17.8
6.	North Carolina	38	34-4	676	17.8
7.	Ohio St.	32	28-4	559	17.5
8.	Georgia St.	30	15-15	523	17.4
9.	Duke	34	32-2	581	17.1
10.	DePaul	32	19-13	544	17.0
	UTEP	30	22-8	510	17.0
12.	Cal St. Northridge	29	13-16	492	17.0
13.	Oakland	32	19-13	538	16.8
14.	Northern Ariz.	32	20-12	536	16.8
15.	Tulane	33	26-7	550	16.7
16.	Green Bay	33	29-4	542	16.4
17.	Loyola (Ill.)	28	7-21	456	16.3
18.	Milwaukee	31	15-16	504	16.3
19.	Massachusetts	30	17-13	486	16.2
20.	Louisville	35	27-8	566	16.2
21.	Marist	35	29-6	565	16.1
22.	Gonzaga	34	24-10	547	16.1
23.	Iowa	30	14-16	479	16.0
24.	Oklahoma	33	28-5	526	15.9
25.	Ball St.	31	24-7	493	15.9
26.	East Tenn. St.	32	20-12	508	15.9
27.	Cincinnati	29	15-14	460	15.9
28.	Northwestern	30	8-22	473	15.8
29.	Illinois St.	33	22-11	519	15.7
30.	Davidson	32	23-9	501	15.7
31.	Sam Houston St.	29	5-24	452	15.6
32.	Bowling Green	35	31-4	545	15.6
33.	Indiana St.	30	19-11	466	15.5
34.	BYU	33	23-10	512	15.5
35.	Robert Morris	32	24-8	493	15.4
36.	LSU	38	30-8	585	15.4
37.	Michigan St.	33	24-9	508	15.4
38.	Tennessee	37	34-3	569	15.4
39.	Ill.-Chicago	32	19-13	492	15.4
40.	South Carolina	33	18-15	507	15.4

Rk	Team	GM	W-L	AST	APG
	Oral Roberts	33	22-11	507	15.4
42.	Purdue	37	31-6	567	15.3
43.	Idaho St.	31	17-14	474	15.3
44.	Texas A&M	32	25-7	488	15.3
45.	Boston College	29	13-16	441	15.2
46.	Montana	31	27-4	471	15.2
	Butler	31	16-15	471	15.2
48.	Charlotte	32	19-13	485	15.2
49.	Santa Clara	30	13-17	454	15.1
50.	Rice	33	19-14	498	15.1

Scoring Margin

Rk	Team	GM	W-L	OWN PTS	OWN PPG	OPP PTS	OPP PPG	SCR MAR
1.	North Carolina	38	34-4	3,179	83.7	2,090	55.0	28.7
2.	Duke	34	32-2	2,568	75.5	1,748	51.4	24.1
3.	Connecticut	36	32-4	2,781	77.3	1,987	55.2	22.1
4.	Maryland	34	28-6	2,810	82.6	2,085	61.3	21.3
5.	Middle Tenn.	34	30-4	2,692	79.2	2,057	60.5	18.7
6.	Tennessee	37	34-3	2,724	73.6	2,055	55.5	18.1
7.	Bowling Green	35	31-4	2,604	74.4	2,001	57.2	17.2
8.	LSU	38	30-8	2,505	65.9	1,863	49.0	16.9
9.	Oklahoma	33	28-5	2,529	76.6	2,029	61.5	15.2
10.	Purdue	37	31-6	2,577	69.6	2,021	54.6	15.0
11.	Montana	31	27-4	2,402	77.5	1,937	62.5	15.0
12.	Ohio St.	32	28-4	2,314	72.3	1,839	57.5	14.8
13.	Green Bay	33	29-4	2,509	76.0	2,024	61.3	14.7
14.	Vanderbilt	34	28-6	2,595	76.3	2,106	61.9	14.4
15.	Stanford	34	29-5	2,425	71.3	1,943	57.1	14.2
16.	Arizona St.	36	31-5	2,606	72.4	2,109	58.6	13.8
17.	Oklahoma St.	31	20-11	2,200	71.0	1,794	57.9	13.1
18.	Marist	35	29-6	2,359	67.4	1,905	54.4	13.0
19.	Delaware	32	26-6	2,202	68.8	1,789	55.9	12.9
20.	James Madison	33	27-6	2,391	72.5	1,969	59.7	12.8
21.	Georgia	34	27-7	2,441	71.8	2,014	59.2	12.6
22.	Baylor	34	26-8	2,514	73.9	2,093	61.6	12.4
23.	Texas A&M	32	25-7	2,099	65.6	1,715	53.6	12.0
24.	George Washington	32	28-4	2,148	67.1	1,780	55.6	11.5
25.	Louisville	35	27-8	2,574	73.5	2,185	62.4	11.1
26.	Texas-Arlington	33	24-9	2,141	64.9	1,779	53.9	11.0
27.	Coppin St.	33	25-8	2,119	64.2	1,766	53.5	10.7
28.	New Mexico	33	24-9	2,163	65.5	1,813	54.9	10.6
29.	Mississippi	35	24-11	2,718	77.7	2,354	67.3	10.4
30.	Wyoming	36	27-9	2,387	66.3	2,013	55.9	10.4
31.	Army	30	24-6	1,923	64.1	1,618	53.9	10.2
32.	Radford	31	20-11	2,123	68.5	1,811	58.4	10.1
33.	Rutgers	36	27-9	2,320	64.4	1,960	54.4	10.0
34.	Oral Roberts	33	22-11	2,234	67.7	1,907	57.8	9.9
35.	Marquette	33	26-7	2,340	70.9	2,021	61.2	9.7
36.	Liberty	31	19-12	2,047	66.0	1,748	56.4	9.6
37.	Tulane	33	26-7	2,347	71.1	2,030	61.5	9.6
38.	Ark.-Little Rock	31	21-10	1,929	62.2	1,633	52.7	9.5
39.	La.-Lafayette	34	25-9	2,309	67.9	1,992	58.6	9.3
40.	Temple	33	25-8	2,215	67.1	1,909	57.8	9.3
41.	Davidson	32	23-9	2,260	70.6	1,964	61.4	9.3
42.	North Carolina St.	35	25-10	2,344	67.0	2,021	57.7	9.2
43.	South Carolina	33	18-15	2,265	68.6	1,962	59.5	9.2
44.	TCU	32	21-11	2,319	72.5	2,032	63.5	9.0
45.	Xavier	34	26-8	2,361	69.4	2,062	60.6	8.8
46.	Nebraska	32	22-10	2,280	71.3	2,003	62.6	8.7
47.	South Fla.	33	21-12	2,390	72.4	2,107	63.8	8.6
48.	UTEP	30	22-8	2,063	68.8	1,806	60.2	8.6
49.	Ball St.	31	24-7	2,269	73.2	2,007	64.7	8.5
50.	Chattanooga	33	25-8	2,379	72.1	2,109	63.9	8.2

Steals Per Game

Rk	Team	GM	W-L	ST	STPG
1.	North Carolina	38	34-4	544	14.3
2.	Middle Tenn.	34	30-4	465	13.7
3.	Mississippi	35	24-11	475	13.6
4.	Delaware	32	26-6	424	13.3
5.	Towson	29	17-12	355	12.2
6.	Portland St.	30	12-18	365	12.2
7.	East Tenn. St.	32	20-12	388	12.1
8.	Nevada	32	17-15	385	12.0
9.	Tulane	33	26-7	394	11.9
10.	Davidson	32	23-9	382	11.9
11.	South Carolina	33	18-15	392	11.9
12.	Tennessee	37	34-3	436	11.8
13.	UNC Greensboro	30	20-10	349	11.6
14.	Georgia Tech	33	21-12	382	11.6
15.	Hampton	28	15-13	321	11.5
16.	UTEP	30	22-8	343	11.4
17.	Cal Poly	28	14-14	318	11.4
18.	Fla. Atlantic	31	6-25	352	11.4
19.	Duke	34	32-2	385	11.3
20.	Wofford	29	13-16	325	11.2
21.	Tennessee St.	29	7-22	323	11.1
22.	Jackson St.	33	22-11	363	11.0
	Birmingham-So.	30	8-22	330	11.0
24.	Denver	31	20-11	340	11.0
25.	Clemson	30	12-18	329	11.0
26.	Kent St.	28	15-13	306	10.9
27.	Appalachian St.	31	13-18	336	10.8
28.	Vermont	31	19-12	333	10.7
29.	Miami (Ohio)	30	12-18	322	10.7
30.	Mercer	30	5-25	321	10.7
31.	Delaware St.	33	20-13	353	10.7
	Old Dominion	33	24-9	353	10.7
33.	Central Mich.	30	11-19	319	10.6
34.	Fairleigh Dickinson	29	11-18	308	10.6
	Chicago St.	29	9-20	308	10.6
36.	Oklahoma St.	31	20-11	329	10.6
37.	Alabama A&M	30	17-13	318	10.6
	Northwestern St.	30	10-20	318	10.6
39.	Howard	30	8-22	317	10.6
40.	Texas	32	18-14	337	10.5
41.	Baylor	34	26-8	358	10.5
42.	Notre Dame	32	20-12	335	10.5
43.	Elon	30	10-20	314	10.5
44.	Prairie View	33	19-14	345	10.5
45.	TCU	32	21-11	334	10.4
46.	Alabama	30	10-20	313	10.4
47.	Bowling Green	35	31-4	365	10.4
48.	American	32	13-19	331	10.3
49.	Stephen F. Austin	33	21-12	340	10.3
50.	Jacksonville	30	21-9	309	10.3
	Texas St.	30	18-12	309	10.3

Winning Percentage

Rk	Team	W	L	Pct.
1.	Duke	32	2	94.1
2.	Tennessee	34	3	91.9
3.	North Carolina	34	4	89.5
4.	Connecticut	32	4	88.9
5.	Bowling Green	31	4	88.6
6.	Middle Tenn.	30	4	88.2
7.	Green Bay	29	4	87.9
8.	George Washington	28	4	87.5
	Ohio St.	28	4	87.5
10.	Montana	27	4	87.1
11.	Arizona St.	31	5	86.1
12.	Stanford	29	5	85.3
13.	Oklahoma	28	5	84.8
14.	Purdue	31	6	83.8
15.	Marist	29	6	82.9
16.	Vanderbilt	28	6	82.4
	Maryland	28	6	82.4
18.	James Madison	27	6	81.8
19.	Delaware	26	6	81.3
20.	Army	24	6	80.0
21.	Georgia	27	7	79.4
22.	LSU	30	8	78.9
23.	Tulane	26	7	78.8
	Marquette	26	7	78.8
25.	Belmont	25	7	78.1
	Texas A&M	25	7	78.1
27.	Ball St.	24	7	77.4
28.	Louisville	27	8	77.1
29.	Baylor	26	8	76.5
	Xavier	26	8	76.5
	Hofstra	26	8	76.5
32.	Chattanooga	25	8	75.8
	Coppin St.	25	8	75.8
	Temple	25	8	75.8
35.	Rutgers	27	9	75.0
	Wyoming	27	9	75.0
	Robert Morris	24	8	75.0

Rk	Team	W	L	Pct.
	Southeast Mo. St.	24	8	75.0
39.	Iowa St.	26	9	74.3
40.	Hartford	25	9	73.5
	La.-Lafayette	25	9	73.5
42.	UTEP	22	8	73.3
43.	Boise St.	24	9	72.7
	Michigan St.	24	9	72.7
	Texas-Arlington	24	9	72.7
	Old Dominion	24	9	72.7
	Pittsburgh	24	9	72.7
	New Mexico	24	9	72.7
49.	California	23	9	71.9
	Western Ky.	23	9	71.9
	Davidson	23	9	71.9

Three-Point Field-Goal Percentage

Minimum 4.0 3FG Made Per Game

Rk	Team	GM	W-L	3FG	3FGA	3FG%
1.	Vanderbilt	34	28-6	209	478	43.7
2.	Iowa	30	14-16	157	391	40.2
3.	Indiana St.	30	19-11	225	576	39.1
4.	George Washington	32	28-4	147	381	38.6
5.	Green Bay	33	29-4	264	690	38.3
6.	Montana	31	27-4	192	503	38.2
7.	Ball St.	31	24-7	185	485	38.1
8.	Bowling Green	35	31-4	244	642	38.0
9.	La Salle	30	19-11	146	386	37.8
10.	Oregon	31	17-14	176	466	37.8
11.	Purdue	37	31-6	199	531	37.5
12.	Valparaiso	31	20-11	210	561	37.4
13.	Idaho St.	31	17-14	259	692	37.4
14.	Long Island	31	22-9	167	448	37.3
15.	Maryland	34	28-6	190	512	37.1
16.	Maine	28	13-15	141	381	37.0
17.	Northern Ill.	31	19-12	236	639	36.9
18.	Lamar	30	13-17	137	371	36.9
19.	Butler	31	16-15	260	711	36.6
20.	Southeast Mo. St.	32	24-8	167	457	36.5
21.	Santa Clara	30	13-17	253	693	36.5
22.	Binghamton	31	12-19	158	434	36.4
23.	Tennessee	37	34-3	210	577	36.4
24.	Weber St.	31	17-14	175	482	36.3
25.	Wyoming	36	27-9	255	707	36.1
26.	William & Mary	31	19-12	196	544	36.0
27.	Oklahoma	33	28-5	181	503	36.0
28.	Rutgers	36	27-9	180	501	35.9
29.	UCLA	32	14-18	131	365	35.9
30.	Quinnipiac	28	16-12	128	357	35.9
31.	Kent St.	28	15-13	115	322	35.7
32.	Illinois St.	33	22-11	200	563	35.5
33.	Baylor	34	26-8	136	383	35.5
34.	Texas A&M	32	25-7	147	415	35.4
35.	TCU	32	21-11	172	486	35.4
36.	UTEP	30	22-8	168	476	35.3
37.	Middle Tenn.	34	30-4	277	789	35.1
38.	Army	30	24-6	136	388	35.1
39.	Missouri	31	17-14	174	498	34.9
40.	Western Ill.	29	10-19	140	402	34.8
41.	Ohio	30	18-12	157	451	34.8
42.	Bradley	31	12-19	182	523	34.8
43.	Illinois	31	19-12	163	469	34.8
44.	DePaul	32	19-13	250	723	34.6
45.	Milwaukee	31	15-16	202	585	34.5
46.	Wichita St.	29	9-20	140	406	34.5
47.	Chattanooga	33	25-8	257	746	34.5
48.	Iowa St.	35	26-9	262	761	34.4
49.	Duke	34	32-2	160	465	34.4
50.	Georgia	34	27-7	215	625	34.4

Free-Throw Percentage

Rk	Team	GM	W-L	FTM	FTA	FT%
1.	Green Bay	33	29-4	447	558	80.1
2.	Idaho St.	31	17-14	526	658	79.9
3.	Missouri	31	17-14	413	523	79.0
4.	Northern Ill.	31	19-12	475	602	78.9
5.	Iowa	30	14-16	461	585	78.8
6.	Maine	28	13-15	417	531	78.5
7.	Evansville	31	19-12	543	692	78.5
8.	Quinnipiac	28	16-12	410	523	78.4
9.	Murray St.	31	21-10	454	590	76.9
10.	Michigan St.	33	24-9	405	528	76.7
11.	Loyola (Ill.)	28	7-21	347	453	76.6
12.	Montana	31	27-4	534	698	76.5
13.	Utah	33	19-14	468	615	76.1
14.	Notre Dame	32	20-12	506	666	76.0
15.	Ball St.	31	24-7	506	667	75.9
16.	Bradley	31	12-19	430	567	75.8
17.	Ohio	30	18-12	392	518	75.7
18.	Boston College	29	13-16	307	406	75.6
19.	Long Island	31	22-9	387	512	75.6
20.	Northeastern	30	4-26	380	503	75.5
21.	St. Bonaventure	31	16-15	438	581	75.4
22.	Vanderbilt	34	28-6	498	662	75.2
23.	DePaul	32	19-13	352	468	75.2
24.	Illinois	31	19-12	387	515	75.1
25.	Arizona St.	36	31-5	577	768	75.1
26.	UNI	30	17-13	456	608	75.0
27.	Portland	30	10-20	428	571	75.0
28.	Wyoming	36	27-9	538	718	74.9
29.	Purdue	37	31-6	448	598	74.9
30.	Boston U.	30	15-15	420	561	74.9
31.	St. Louis	30	13-17	497	665	74.7
32.	Binghamton	31	12-19	413	553	74.7
33.	SMU	30	18-12	471	631	74.6
34.	Central Mich.	30	11-19	433	581	74.5
35.	Maryland	34	28-6	508	682	74.5
36.	Iowa St.	35	26-9	465	625	74.4
37.	Davidson	32	23-9	438	589	74.4
38.	Wisconsin	36	23-13	541	729	74.2
39.	Marquette	33	26-7	549	740	74.2
40.	Middle Tenn.	34	30-4	421	568	74.1
41.	Holy Cross	33	15-18	378	510	74.1
42.	Harvard	28	15-13	325	439	74.0
43.	Samford	31	18-13	456	616	74.0
44.	Drexel	31	10-21	356	481	74.0
45.	Marist	35	29-6	504	681	74.0
46.	La Salle	30	19-11	413	559	73.9
47.	Tenn.-Martin	31	17-14	435	589	73.9
48.	Duke	34	32-2	528	715	73.8
49.	Southern Miss.	30	15-15	398	539	73.8
50.	Delaware	32	26-6	466	632	73.7

Field-Goal Percentage

Rk	Team	GM	W-L	FGM	FGA	FG%
1.	Ohio St.	32	28-4	877	1,730	50.7
2.	Vanderbilt	34	28-6	944	1,866	50.6
3.	Maryland	34	28-6	1,056	2,110	50.0
4.	Connecticut	36	32-4	1,092	2,239	48.8
5.	Green Bay	33	29-4	899	1,885	47.7
6.	Bowling Green	35	31-4	920	1,935	47.5
7.	Purdue	37	31-6	965	2,053	47.0
8.	Oklahoma	33	28-5	952	2,029	46.9
9.	North Carolina	38	34-4	1,174	2,515	46.7
10.	Arizona St.	36	31-5	954	2,052	46.5
11	California	32	23-9	776	1,683	46.1
12.	Indiana St.	30	19-11	823	1,792	45.9
13.	Duke	34	32-2	940	2,052	45.8
14.	Harvard	28	15-13	734	1,612	45.5
15.	Stanford	34	29-5	954	2,102	45.4
16.	Western Ky.	32	23-9	804	1,772	45.4
17.	Southern Ill.	32	21-11	785	1,731	45.3
18	Ball St.	31	24-7	789	1,743	45.3
19.	Middle Tenn.	34	30-4	997	2,204	45.2
20.	Murray St.	31	21-10	793	1,770	44.8
21.	Temple	33	25-8	866	1,935	44.8
22.	Nebraska	32	22-10	825	1,850	44.6
23	Marist	35	29-6	838	1,884	44.5
24.	Northern Ariz.	32	20-12	821	1,851	44.4
25.	Montana	31	27-4	838	1,890	44.3
26.	Oral Roberts	33	22-11	839	1,894	44.3
27.	Massachusetts	30	17-13	703	1,588	44.3
28.	Georgia	34	27-7	868	1,964	44.2
29.	Tennessee	37	34-3	995	2,258	44.1
30.	Robert Morris	32	24-8	892	2,028	44.0
31.	Illinois St.	33	22-11	885	2,014	43.9
32.	Baylor	34	26-8	920	2,094	43.9
33.	Idaho St.	31	17-14	840	1,916	43.8
34.	Chattanooga	33	25-8	842	1,921	43.8

Rk	Team	GM	W-L	FGM	FGA	FG%
35.	Loyola (Ill.)	28	7-21	691	1,578	43.8
36.	Louisville	35	27-8	984	2,252	43.7
37.	Auburn	34	21-13	870	1,992	43.7
38.	Davidson	32	23-9	836	1,917	43.6
39.	Ark.-Little Rock	31	21-10	707	1,622	43.6
40.	Virginia Tech	34	19-15	867	1,991	43.5
41.	La Salle	30	19-11	679	1,565	43.4
42.	Pittsburgh	33	24-9	820	1,894	43.3
43.	Maine	28	13-15	595	1,375	43.3
44.	Loyola (Md.)	30	18-12	699	1,616	43.3
45.	Rutgers	36	27-9	855	1,977	43.2
46.	Wichita St.	29	9-20	733	1,695	43.2
47.	Long Island	31	22-9	706	1,635	43.2
48.	BYU	33	23-10	770	1,784	43.2
49.	George Washington	32	28-4	807	1,871	43.1
50.	Drake	33	14-19	793	1,839	43.1

2007 Division I Team Game Highs

Points

Rk	Team	vs. Opponent	Date	PTS
1.	Eastern Ill.	Ill.-Springfield	11/17/2006	118
2.	South Carolina	N.C. A&T	11/17/2006	117
3.	Indiana St.	Ark.-Pine Bluff	11/18/2006	116
4.	Maryland	Miami (Fla.)	1/10/2007	111
	Oral Roberts	St. Gregory's	12/16/2006	111
6.	Maryland	Loyola (Md.)	12/21/2006	110
	Maryland	Mississippi	11/25/2006	110

Field-Goal Percentage

Rk	Team	vs. Opponent	Date	FGM	FGA	FG%
1.	Vanderbilt	Alabama	2/4/2007	32	42	76.2
2.	Vanderbilt	Lipscomb	12/20/2006	44	64	68.8
3.	Ohio St.	Alabama A&M	12/16/2006	36	53	67.9
4.	Indiana St.	Ark.-Pine Bluff	11/18/2006	40	59	67.8
5.	Rhode Island	Pepperdine	12/28/2006	31	46	67.4
6.	Ohio St.	Howard	12/17/2006	42	63	66.7
	Maryland	Siena	12/4/2006	36	54	66.7
8.	Vanderbilt	Florida	3/2/2007	35	53	66.0
9.	Connecticut	Virginia	12/18/2006	42	64	65.6
10.	Maryland	George Mason	11/12/2006	38	58	65.5
11.	South Carolina St.	Bethune-Cookman	1/15/2007	32	49	65.3
12.	Oakland	Marygrove	11/13/2006	45	69	65.2
13.	Oral Roberts	Central Ark.	11/18/2006	39	60	65.0
14.	California	Florida	11/17/2006	37	57	64.9
15.	Oakland	Southern Utah	1/22/2007	33	51	64.7
16.	Connecticut	Providence	1/17/2007	40	62	64.5
17.	Alabama St.	Mississippi Val.	2/5/2007	27	42	64.3
	California	Harvard	12/2/2006	36	56	64.3

Three-Point Field-Goal Percentage

Minimum 10 Made

Rk	Team	vs. Opponent	Date	3FGM	3FGA	3FG%
1.	Southeastern La.	Nicholls St.	1/20/2007	10	12	83.3
2.	UC Santa Barb.	Pacific	1/27/2007	14	18	77.8
3.	TCU	Colorado St.	2/7/2007	12	16	75.0
4.	Vanderbilt	Florida	3/2/2007	11	15	73.3
	Texas A&M	Mercer	11/16/2006	11	15	73.3
6.	Stanford	Southern California	3/4/2007	10	14	71.4
	Gardner-Webb	Central Mich.	12/30/2006	10	14	71.4
	Purdue	Washington	11/17/2006	10	14	71.4
	Wisconsin	Air Force	11/10/2006	10	14	71.4
10.	Richmond	La Salle	1/26/2007	13	19	68.4
11.	Ball St.	Northern Ill.	1/17/2007	10	15	66.7
	Indiana	Wright St.	11/24/2006	10	15	66.7
	Georgia Tech	Mercer	11/10/2006	12	18	66.7

Free-Throw Percentage

Minimum 15 Made

Rk	Name	vs. Opponent	Date	FTM	FTA	FT%
1.	UC Santa Barb.	UC Davis	2/3/2007	23	23	100.0
	Akron	Buffalo	2/24/2007	20	20	100.0
	Morgan St.	South Carolina St.	2/17/2007	17	17	100.0
	Baylor	Texas A&M	2/25/2007	16	16	100.0
	Green Bay	Milwaukee	2/10/2007	16	16	100.0
	Nebraska	Iowa St.	1/31/2007	16	16	100.0
	La Salle	St. Bonaventure	1/18/2007	16	16	100.0
	Pacific	Santa Clara	12/7/2006	16	16	100.0
	Syracuse	Seton Hall	2/3/2007	15	15	100.0
	Duke	Dartmouth	12/29/2006	15	15	100.0
	Idaho St.	Montana Western	12/20/2006	15	15	100.0
12.	Mississippi Val.	Alabama St.	2/5/2007	26	27	96.3
13.	Quinnipiac	Florida A&M	11/18/2006	23	24	95.8
14.	Oregon	UCLA	2/1/2007	22	23	95.7
15.	St. Francis (N.Y.)	St. Francis (Pa.)	1/27/2007	21	22	95.5
16.	Vanderbilt	South Carolina	2/18/2007	19	20	95.0
	Michigan St.	Michigan	1/18/2007	19	20	95.0

Three-Point Field Goals Made

Rk	Team	vs. Opponent	Date	3FG
1.	Green Bay	Butler	3/11/2007	15
	Butler	Milwaukee	2/22/2007	15
	Santa Clara	Portland	2/8/2007	15
	Lipscomb	Mercer	1/11/2007	15
	Chattanooga	Davidson	1/8/2007	15
	Idaho St.	Montana Western	12/20/2006	15
	Murray St.	Jacksonville St.	12/19/2006	15
	Illinois St.	Eastern Ill.	11/28/2006	15
	Indiana St.	Ark.-Pine Bluff	11/18/2006	15

Active Winning Streaks at End of Season

Rk	Team	Next Opponent	Next Game Date	Streak
1.	Tennessee	Chattanooga	11/11/2007	6
	Wyoming	Idaho St.	11/09/2007	6

Winning Streaks That Ended in 2006-07

Rk	Team	Team Lost To	Date Lost	Score	Streak
1.	Duke	North Carolina	3/3/2007	65-70	30
2.	Middle Tenn.	Marist	3/19/2007	59-73	27
3.	Green Bay	Connecticut	3/20/2007	70-94	26
4.	Maryland	Duke	1/13/2007	62-81	24
	North Carolina	Duke	2/8/2007	53-64	24
6.	George Washington	St. Joseph's	3/4/2007	55-57	19
	Texas-Arlington	Texas A&M	3/17/2007	50-58	19
8.	Coppin St.	Morgan St.	3/9/2007	67-69	18
9.	Ohio St.	Michigan St.	2/18/2007	59-62	17
	Stanford	California	2/4/2007	57-72	17
11.	James Madison	Delaware	2/22/2007	67-77	16
12.	Connecticut	Rutgers	3/6/2007	47-55	15
	Hartford	UMBC	3/11/2007	46-48	15
	Louisville	Providence	1/3/2007	94-106	15
15.	Marquette	Pittsburgh	1/9/2007	87-91	14
	South Dakota St.	Wyoming	3/25/2007	59-70	14
17.	Long Island	Quinnipiac	2/17/2007	59-61	13
	Montana	Weber St.	1/20/2007	49-64	13
19.	Army	Navy	1/21/2007	44-49	12
	Baylor	Oklahoma	1/10/2007	63-76	12
	Connecticut	Tennessee	1/6/2007	64-70	12
	Harvard	Maryland	3/18/2007	65-89	12
	Marist	Loyola (Md.)	2/16/2007	55-62	12
	Oakland	Oral Roberts	2/24/2007	57-60	12
	Old Dominion	Florida St.	3/17/2007	75-85	12
	Pittsburgh	Duke	12/21/2006	51-72	12
	Tennessee	LSU	3/3/2007	54-63	12
28.	Ill.-Chicago	Milwaukee	3/1/2007	83-89	11
	Montana	Northern Ariz.	3/9/2007	59-64	11
	Temple	Rutgers	1/24/2007	48-62	11
	Tennessee	Duke	1/22/2007	70-74	11

Rk	Team	Team Lost To	Date Lost	Score	Streak
32.	Belmont	Mercer	2/8/2007	65-69	10
	Davidson	Chattanooga	1/8/2007	76-89	10
	DePaul	TCU	12/21/2006	73-74	10
	East Caro.	Rutgers	3/18/2007	34-77	10
	Hofstra	Delaware	1/4/2007	56-59	10
	Iowa St.	Missouri	1/6/2007	56-66	10
	LSU	Mississippi	1/11/2007	74-77	10
	Oklahoma	Mississippi	3/25/2007	82-90	10
	Stanford	Florida St.	3/19/2007	61-68	10
	UTEP	SMU	1/12/2007	59-70	10
	Western Caro.	Ga. Southern	2/12/2007	81-83	10
	Xavier	West Virginia	3/17/2007	52-65	10

Attendance

Rk	Team	Score	vs. Opponent	Opp. Score	Date	Site, City, State	Att
1.	Tennessee	73	Vanderbilt	53	2/25/2007	Thompson-Boling Arena, Knoxville, TN	24,251
2.	Tennessee	70	Duke	74	1/22/2007	Thompson-Boling Arena, Knoxville, TN	21,118
3.	Tennessee	59	Rutgers	46	4/3/2007	Quicken Loans Arena, Cleveland, OH	20,704
	Tennessee	56	North Carolina	50	4/1/2007	Quicken Loans Arena, Cleveland, OH	20,704
	Rutgers	59	LSU	35	4/1/2007	Quicken Loans Arena, Cleveland, OH	20,704
6.	Tennessee	78	Notre Dame	54	12/30/2006	Thompson-Boling Arena, Knoxville, TN	19,092
7.	Tennessee	84	Kentucky	62	2/11/2007	Thompson-Boling Arena, Knoxville, TN	18,952
8.	Maryland	57	Duke	69	2/18/2007	Comcast Center, College Park, MD	17,950
	Maryland	71	North Carolina	84	1/28/2007	Comcast Center, College Park, MD	17,950
10.	Tennessee	70	Connecticut	64	1/6/2007	Hartford Civic Center, Hartford, CT	16,294
11.	BYU	49	New Mexico	63	3/10/2007	Thomas & Mack Center, Las Vegas, NV	16,204
12.	Tennessee	77	Stanford	60	11/24/2006	Thompson-Boling Arena, Knoxville, TN	15,491
13.	Wyoming	72	Wisconsin	56	3/31/2007	Arena Auditorium, Laramie, WY	15,462
14.	Vanderbilt	76	South Fla.	68	12/17/2006	St. Pete Times Forum, Tampa, FL	15,344
15.	Wisconsin	70	Minnesota	57	1/28/2007	Kohl Center, Madison, WI	15,269
16.	Pittsburgh	68	Connecticut	82	2/17/2007	Hartford Civic Center, Hartford, CT	14,992
17.	Tennessee	73	Mississippi St.	44	1/18/2007	Thompson-Boling Arena, Knoxville, TN	14,881
18.	Villanova	49	Connecticut	92	2/24/2007	Hartford Civic Center, Hartford, CT	14,783
19.	Hartford	36	Connecticut	62	12/29/2006	Hartford Civic Center, Hartford, CT	14,442

2007 Division II Individual Leaders

Points Per Game

Rk	Name, Team	Cl	G	FGM	3FG	FT	PTS	PPG
1.	Erika Quigley, St. Cloud St.	Sr.	28	273	1	138	685	24.5
2.	Amber Rall, Ashland	Sr.	25	220	27	117	584	23.4
3.	Johannah Leedham, Franklin Pierce	Fr.	25	187	39	165	578	23.1
4.	Emily Brister, West Tex. A&M	So.	33	231	84	209	755	22.9
5.	Leora Juster, UC San Diego	Sr.	32	255	37	170	717	22.4
6.	Jeannie Saunders, Salem Int'l	Fr.	28	236	60	84	616	22.0
7.	Tiara Good, Lander	Fr.	28	205	81	122	613	21.9
8.	Darcee Schmidt, Lewis	Sr.	32	262	67	104	695	21.7
9.	Cherrise Graham, Goldey-Beacom	Sr.	27	202	27	148	579	21.4
10.	Meg Abele, Philadelphia U.	Sr.	31	206	70	176	658	21.2
11.	Leada Berkey, Western Ore.	Jr.	27	208	56	98	570	21.1
12.	Rachel Redick, Glenville St.	Sr.	36	243	115	145	746	20.7
13.	Latoya Wily, BYU-Hawaii	Fr.	25	196	0	120	512	20.5
14.	Prinsha Williams, Clark Atlanta	So.	27	190	12	158	550	20.4
15.	Celeste Trahan, Elizabeth City St.	Jr.	31	249	1	125	624	20.1
16.	Deidra Langston, Anderson (S.C.)	Sr.	32	211	0	213	635	19.8
17.	Lauren Beckley, Shippensburg	Fr.	28	183	75	107	548	19.6
18.	Amelia Simmons, Wilmington (Del.)	Fr.	28	211	47	78	547	19.5
19.	Marquita Driskell, GCSU	Jr.	32	237	19	130	623	19.5
20.	Brittnee Fonnesbeck, Chaminade	Jr.	22	132	25	139	428	19.5
21.	Amber Shelton, SIU Edwardsville	Jr.	29	221	12	109	563	19.4
22.	Tanetra Barrett, Wingate	Sr.	30	192	16	174	574	19.1
23.	Sarah Grab, West Va. Wesleyan	Sr.	27	202	59	53	516	19.1
24.	Jessica Uhrich, Mansfield	Sr.	27	213	15	67	508	18.8
25.	Rachel Folcik, Ferris St.	Jr.	32	241	3	117	602	18.8
26.	Ashley Hilton, New Haven	Sr.	31	216	27	117	576	18.6
27.	Jahzinga Tracey, Indiana (Pa.)	So.	33	252	26	82	612	18.5
28.	Mackenzie Lynch, Caldwell	So.	21	140	2	107	389	18.5
29.	Kelly Calderone, Edinboro	Sr.	28	162	36	153	513	18.3
30.	Sarah Van Horn, West Va. Wesleyan	So.	27	191	2	108	492	18.2
31.	Kanani Marshal, Tex. A&M-Commerce	Sr.	37	222	145	85	674	18.2
32.	Michelle Stueve, Emporia St.	Jr.	30	179	67	121	546	18.2
33.	Britney Jordan, Tex. A&M-Commerce	So.	37	241	61	123	666	18.0
	Vanessa Wilt, Cal St. San B'dino	Jr.	28	216	0	72	504	18.0
35.	Kate Lynch, Southern Conn. St.	Jr.	36	235	35	142	647	18.0
36.	Brittany Fowler, Mesa St.	Jr.	28	173	70	87	503	18.0
37.	Jessica Zapf, Pitt.-Johnstown	Sr.	29	180	1	158	519	17.9
38.	Danielle Edwards, S.C. Upstate	Sr.	24	141	6	141	429	17.9
39.	Georgia Mueller, Truman	So.	27	190	9	92	481	17.8
40.	Alexis Castro, American Int'l	Fr.	29	191	38	95	515	17.8
41.	Randi Bender, Molloy	Jr.	29	164	64	122	514	17.7
	Toni Jones, Goldey-Beacom	Jr.	29	211	13	79	514	17.7
43.	Christina Jackson, Gannon	Sr.	31	197	2	152	548	17.7
44.	Dianca Jones, Lees-McRae	Sr.	28	173	24	123	493	17.6
45.	Lena Kalvans, West Liberty St.	Sr.	31	206	32	101	545	17.6
46.	Ashleigh Curry, Mo. Western St.	Jr.	26	154	73	75	456	17.5
47.	Natasha Gray, Benedict	Sr.	27	139	8	187	473	17.5
48.	Talmai Aguirre, Colo. Christian	Fr.	26	142	75	96	455	17.5
49.	Kianna Smith, S.C. Upstate	Fr.	24	153	41	72	419	17.5
50.	Diana Lopez, Regis (Colo.)	Sr.	31	185	87	84	541	17.5

Rebounds Per Game

Rk	Name, Team	Cl	G	REB	RPG
1.	Latoya Wily, BYU-Hawaii	Fr.	25	356	14.2
2.	Alisha Ferguson, Philadelphia U.	Sr.	31	409	13.2
3.	Angelina Jimenez, Bridgeport	Sr.	28	365	13.0
4.	Celeste Trahan, Elizabeth City St.	Jr.	31	397	12.8
5.	Rochelle Bodie, Johnson C. Smith	Jr.	30	358	11.9
6.	Erika Quigley, St. Cloud St.	Sr.	28	324	11.6
7.	Kaneetha Gordon, Armstrong Atlantic	Jr.	29	335	11.6
8.	Marquita Driskell, GCSU	Jr.	32	365	11.4
9.	Kim Nowakowski, California (Pa.)	Jr.	28	308	11.0
10.	Danielle Edwards, S.C. Upstate	Sr.	24	262	10.9
11.	Christy Yusuf, Benedict	Sr.	30	323	10.8
12.	Mackenzie Lynch, Caldwell	So.	21	226	10.8
13.	Rebecca Kielpinski, Alas. Anchorage	So.	29	312	10.8
14.	Kymira Woodberry, Molloy	Fr.	29	311	10.7
15.	Shantae Barnes, Bloomfield	Jr.	27	289	10.7
16.	Alexis Castro, American Int'l	Fr.	29	309	10.7
17.	Elizabeth Richards, Eastern N.M.	Sr.	26	271	10.4
18.	Alexandria Fernander, Barry	Sr.	27	280	10.4
19.	Nordia Henry, Wilmington (Del.)	Jr.	28	290	10.4
20.	Aldrany Peak, Albany St. (Ga.)	Jr.	27	274	10.1
	Jessica Uhrich, Mansfield	Sr.	27	274	10.1
22.	Audrey Maxwell, Abilene Christian	So.	29	294	10.1
23.	Christina Jackson, Gannon	Sr.	31	311	10.0
24.	Natasha Gray, Benedict	Sr.	27	270	10.0
25.	Vanessa Wilt, Cal St. San B'dino	Jr.	28	278	9.9
26.	Morgan Johnson, Presbyterian	So.	23	225	9.8
27.	Brittnee Fonnesbeck, Chaminade	Jr.	22	215	9.8
28.	Charde Floyd, Assumption	Jr.	29	283	9.8

Rk	Name, Team	Cl	G	REB	RPG
29.	Prinsha Williams, Clark Atlanta	So.	27	262	9.7
30.	Nicky Souter, Shaw	Jr.	27	260	9.6
31.	Stephanie Peterson, Bemidji St.	Jr.	28	268	9.6
32.	Monique Mason, Virginia St.	Sr.	27	254	9.4
33.	Ashton Washington, West Ala.	Jr.	28	263	9.4
34.	Deborah Jones, Fort Valley St.	Sr.	30	281	9.4
35.	Michelle Stueve, Emporia St.	Jr.	30	280	9.3
36.	Megan Bauer, Holy Family	Sr.	32	298	9.3
37.	Jori Nwachukwu, N.C. Central	Fr.	27	251	9.3
38.	Jahzinga Tracey, Indiana (Pa.)	So.	33	306	9.3
39.	Ginger Williams, Lock Haven	Sr.	27	249	9.2
40.	Dominique Lewis, West Chester	Sr.	28	258	9.2
41.	Abena Bosia, West Fla.	Sr.	28	257	9.2
42.	Danielle Norman, St. Andrews	Jr.	30	275	9.2
43.	Tonique Frasier, Newberry	Jr.	31	284	9.2
44.	Sarah Van Horn, West Va. Wesleyan	So.	27	247	9.1
45.	Michelle Lieber, Mont. St.-Billings	Sr.	26	237	9.1
46.	Babette Noah, Southern Conn. St.	Sr.	36	328	9.1
47.	Allyson Swailes, Bowie St.	Jr.	29	263	9.1
48.	Sheila Azevedo, Hawaii-Hilo	So.	24	217	9.0
49.	Stephanie Ponds, Lander	Fr.	28	252	9.0
	Leada Berkey, Western Ore.	Jr.	27	243	9.0

Blocked Shots Per Game

Rk	Name, Team	Cl	G	BLKS	BKPG
1.	Jen Nnanna, American Int'l	Jr.	29	117	4.0
2.	Sheena Walton, Tampa	Jr.	26	99	3.8
3.	Ashley Holiday, Augustana (S.D.)	Jr.	32	93	2.9
4.	Krystal Robinson, Western Wash.	Jr.	28	81	2.9
5.	Jennifer Martin, Mo.-St. Louis	Sr.	26	74	2.8
6.	Lina Brown, Livingstone	Jr.	28	76	2.7
	Erika Quigley, St. Cloud St.	Sr.	28	76	2.7
8.	Marquita Driskell, GCSU	Jr.	32	83	2.6
9.	Lynette Jackson, Clayton St.	Fr.	35	90	2.6
	Stephanie Ponds, Lander	Fr.	28	72	2.6
11.	Shavone Mack, Francis Marion	Jr.	28	71	2.5
12.	Celeste Trahan, Elizabeth City St.	Jr.	31	78	2.5
13.	Courtney Coryea, Le Moyne	Fr.	28	70	2.5
14.	Cassie Brannen, Northern Ky.	So.	29	71	2.4
15.	Inga Buzoka, Mo. Western St.	Sr.	33	80	2.4
16.	Christy Yusuf, Benedict	Sr.	30	71	2.4
17.	Ebony Twiggs, Cheyney	Fr.	23	54	2.3
18.	Courtney Farmer, Rockhurst	Sr.	27	62	2.3
19.	Emily Paffrath, Wingate	Sr.	28	62	2.2
20.	Rebecca Kielpinski, Alas. Anchorage	So.	29	63	2.2
21.	Megan Bauer, Holy Family	Sr.	32	68	2.1
22.	Brittany Marion, Miles	Jr.	28	59	2.1
23.	Laura Harkins, Shepherd	Jr.	29	61	2.1
24.	Katie Greisiger, Findlay	Jr.	26	54	2.1
25.	Lindsay Barta, Tusculum	Fr.	28	58	2.1
26.	Cassie King, N.C. Central	Sr.	32	64	2.0
	Jessica Fesenmaier, Minn. St. Moorhead	Jr.	31	62	2.0
28.	Shawanda Geter, Virginia Union	Sr.	26	51	2.0
29.	Jamika Rehm, Millersville	So.	28	53	1.9
30.	Georgia Mueller, Truman	So.	27	50	1.9
31.	Elizabeth Richards, Eastern N.M.	Sr.	26	47	1.8
32.	Lori Sedina, Phila. Sciences	Sr.	29	51	1.8
33.	Lindsay Black, Colorado St.-Pueblo	Jr.	26	45	1.7
34.	Valerie Smith, Saginaw Valley	Sr.	25	43	1.7
35.	Tameron Armbrister, Eckerd	Jr.	28	48	1.7
	Mattie Jones, Kentucky St.	Fr.	21	36	1.7
37.	Shantae Barnes, Bloomfield	Jr.	27	46	1.7
38.	Detisha Page, Tuskegee	So.	27	45	1.7
39.	Mercedes Van Wagner, Kutztown	Jr.	26	43	1.7
40.	Colleen Kegerreis, Bloomsburg	So.	27	44	1.6
	Laura Wright, Central Wash.	Sr.	27	44	1.6
42.	Shonelle Downer, Francis Marion	Jr.	26	42	1.6
43.	Nola Grant, S.C.-Aiken	Fr.	28	44	1.6
44.	Ashlee Gustin, Fort Hays St.	Sr.	27	42	1.6
45.	Ashley Brownlee, Merrimack	Jr.	28	43	1.5
	Latisha Johnson, LeMoyne-Owen	Sr.	28	43	1.5
	Tenisha McArthur, Fayetteville St.	Jr.	28	43	1.5
48.	April Johnson, St. Andrews	Jr.	30	45	1.5
	Aisha Brown, Stillman	Sr.	28	42	1.5
	Nordia Henry, Wilmington (Del.)	Jr.	28	42	1.5

Steals Per Game

Rk	Name, Team	Cl	G	ST	STPG
1.	Diana Lopez, Regis (Colo.)	Sr.	31	141	4.5
2.	Deanna Price, Elizabeth City St.	Sr.	30	136	4.5
3.	Johannah Leedham, Franklin Pierce	Fr.	25	100	4.0
4.	Rosalyn Nelson, Grand Canyon	Fr.	27	104	3.9
5.	Anette Johansen, NYIT	Sr.	27	102	3.8
6.	Tamara Clay, Pfeiffer	Sr.	31	110	3.5
7.	Keona Corley, Mount Olive	Jr.	28	98	3.5
8.	Latrice Watkins, Kentucky St.	Fr.	28	97	3.5
9.	Natasha Gray, Benedict	Sr.	27	93	3.4
10.	Tameron Armbrister, Eckerd	Jr.	28	95	3.4
	Jamara McMillian, Fayetteville St.	So.	28	95	3.4
12.	Kanani Marshal, Tex. A&M-Commerce	Sr.	37	125	3.4
13.	Sharon Wiles, Clayton St.	Sr.	35	118	3.4
14.	Jeannie Saunders, Salem Int'l	Fr.	28	94	3.4
15.	Ashley Bowman, Elizabeth City St.	Sr.	29	96	3.3
16.	Chelsea Jeter, Fayetteville St.	So.	27	87	3.2
17.	Kianna Smith, S.C. Upstate	Fr.	24	77	3.2
18.	Courtney Brooks, Mansfield	So.	27	85	3.1
19.	Jamie Cluesman, Concord	Jr.	29	91	3.1
20.	Sarah Van Horn, West Va. Wesleyan	So.	27	84	3.1
21.	Dana Rotio, Dominican (N.Y.)	Jr.	30	93	3.1
22.	Jennifer Rushing, Delta St.	Jr.	32	99	3.1
23.	Krystle Mays, San Fran. St.	So.	26	80	3.1
24.	Princess Bailey, Barry	So.	27	82	3.0
25.	Jennifer Musgrove, Rollins	Jr.	31	94	3.0
26.	Marjorie Prado, Post	So.	27	81	3.0
27.	Jahzinga Tracey, Indiana (Pa.)	So.	33	98	3.0
28.	Stephanie Warnke, Western St.	Sr.	28	83	3.0
29.	Emily Brister, West Tex. A&M	So.	33	97	2.9
30.	Molly Carter, Drury	Jr.	33	96	2.9
31.	Lindsey Smith, GCSU	Jr.	31	89	2.9
32.	Julie Anderson, Mercyhurst	Sr.	27	77	2.9
33.	Charde Floyd, Assumption	Jr.	29	81	2.8
34.	Dianca Jones, Lees-McRae	Sr.	28	78	2.8
	Allison Krischer, Pitt.-Johnstown	Sr.	28	78	2.8
	Amy Lawson, Bemidji St.	Jr.	28	78	2.8
37.	Denise Lopez, Regis (Colo.)	Sr.	31	85	2.7
38.	Lisa Brewer, Columbia Union	Sr.	27	74	2.7
	Brittany Wells, Findlay	So.	27	74	2.7
40.	Leschelle Matthews, Valdosta St.	Fr.	31	84	2.7
41.	Mandi Johnson, Lake Superior St.	Sr.	27	73	2.7
42.	Emily Jenkins, UC-Colo. Springs	Jr.	25	67	2.7
43.	Chantal Murray, Paine	Jr.	28	75	2.7
44.	Shantel Ragin, Clayton St.	Fr.	35	93	2.7
45.	Laquanda Williams, N.C. Central	So.	25	66	2.6
46.	Shemika Jones, Johnson C. Smith	Jr.	30	79	2.6
47.	Deo Ngulela, Augusta St.	Jr.	27	71	2.6
48.	Takiyah Ingram, St. Thomas Aquinas	Jr.	29	76	2.6
	Katie Repicky, Wheeling Jesuit	Sr.	29	76	2.6
50.	Kelly Calderone, Edinboro	Sr.	28	73	2.6

Assists Per Game

Rk	Name, Team	Cl	G	AST	APG
1.	Katie LaViolette, Concordia-St. Paul	Jr.	32	297	9.3
2.	Lisa Perry, West Liberty St.	Jr.	31	284	9.2
3.	Brooke Underwood, Tusculum	Sr.	29	229	7.9
4.	Tiffany Davis, Mo. Western St.	Sr.	34	240	7.1
5.	Jamie Cluesman, Concord	Jr.	29	203	7.0
6.	Keona Corley, Mount Olive	Jr.	28	193	6.9
7.	Jenna Eckleberry, Fairmont St.	Sr.	29	193	6.7
8.	Sherrelle Holmes, Wilmington (Del.)	Jr.	28	182	6.5
9.	Shelby Krueger, Winona St.	Jr.	27	173	6.4
10.	Tiara Good, Lander	Fr.	28	177	6.3
11.	Jaclyn Tracey-Spitaleri, Dominican (N.Y.)	Sr.	28	173	6.2
12.	Liran Buchris, Pace	Sr.	33	200	6.1
13.	Deo Ngulela, Augusta St.	Jr.	27	163	6.0
14.	Ashley Kualii, Hawaii-Hilo	So.	24	144	6.0
15.	Lucia Darling, West Va. Wesleyan	Jr.	27	153	5.7
16.	Jeannie Saunders, Salem Int'l	Fr.	28	158	5.6
	Brittany Young, Francis Marion	Jr.	28	158	5.6
18.	Rosalyn Nelson, Grand Canyon	Fr.	27	152	5.6
19.	Amy Lawson, Bemidji St.	Jr.	28	157	5.6
20.	LaVonna Hailey, N.C. Central	So.	32	178	5.6
21.	Breanne Burley, Regis (Colo.)	Jr.	30	160	5.3
	Deanna Price, Elizabeth City St.	Sr.	30	160	5.3
23.	Britney Brooks, Ohio Valley	So.	27	143	5.3
24.	Ashley Grimm, Clarion	Jr.	26	137	5.3
25.	Latrice Watkins, Kentucky St.	Fr.	28	146	5.2

Rk	Name, Team	Cl	G	AST	APG
26.	Joanna Skiba, Bryant	Sr.	28	145	5.2
27.	Krista Arase, Cal St. Bakersfield	So.	29	149	5.1
28.	Lindsey Smith, GCSU	Jr.	31	159	5.1
29.	Alissa Pauly, Minn. Duluth	Jr.	29	147	5.1
30.	Gia Colombo, Catawba	Sr.	29	144	5.0
31.	Anna Atkinson, Wingate	So.	30	148	4.9
32.	Beth Christensen, Seattle Pacific	Jr.	29	143	4.9
33.	Stephanie Longdo, Georgian Court	Jr.	27	133	4.9
34.	Basimah Thompson, C.W. Post	Jr.	30	147	4.9
35.	Rashanna Edwards, Phila. Sciences	Sr.	29	142	4.9
36.	Julie Cook, Rockhurst	So.	27	131	4.9
37.	Brittany Diener, Lewis	Sr.	32	155	4.8
38.	Joy Nash, Wayne St. (Mich.)	So.	28	135	4.8
39.	Alethea Lamberson, Ashland	So.	27	129	4.8
40.	Britney Jordan, Tex. A&M-Commerce	So.	37	176	4.8
41.	Monica Alexander, Newberry	Jr.	28	133	4.8
42.	Christa Wilson, Fort Lewis	Sr.	27	127	4.7
43.	Jennifer Brock, West Tex. A&M	Sr.	31	142	4.6
44.	Chantal Murray, Paine	Jr.	28	128	4.6
45.	Katie Wilder, Humboldt St.	Sr.	27	123	4.6
46.	Lauren Gustafson, Wayne St. (Neb.)	Sr.	29	132	4.6
47.	Irimar Hernandez, West Ala	Fr.	28	127	4.5
48.	Tiffany Crocker, Gannon	Fr.	31	140	4.5
49.	Chelsea Dermyer, Fla. Gulf Coast	Jr.	34	152	4.5
50.	Allison Krischer, Pitt.-Johnstown	Sr.	28	125	4.5
	Jami Safrit, Lenoir-Rhyne	Fr.	28	125	4.5

Field-Goal Percentage

Rk	Name, Team	Cl	G	FGM	FGA	FG%
1.	Michelle Lieber, Mont. St.-Billings	Sr.	26	147	216	68.1
2.	Katie Schrader, Fla. Gulf Coast	Sr.	35	219	349	62.8
3.	Vanessa Wilt, Cal St. San B'dino	Jr.	28	216	365	59.2
4.	Kierah Kimbrough, North Dakota	So.	36	232	395	58.7
5.	Mattie Jones, Kentucky St.	Fr.	21	111	189	58.7
6.	Shanna Oaddams, Shippensburg	Sr.	28	162	279	58.1
7.	Inga Buzoka, Mo. Western St.	Sr.	33	217	378	57.4
8.	Jessica Zapf, Pitt.-Johnstown	Sr.	29	180	314	57.3
9.	Rachel Pike, Charleston (W.V.)	Sr.	31	169	299	56.5
10.	Ashley Wallace, Pace	Sr.	33	191	338	56.5
11.	Erin Chesnavich, Phila. Sciences	Fr.	23	127	225	56.4
12.	Jessica Albanese, Clarion	Jr.	26	147	262	56.1
13.	Laquanda Williams, N.C. Central	So.	25	150	269	55.8
14.	Catherine Portyrata, Ashland	Sr.	27	185	332	55.7
15.	Prinsha Williams, Clark Atlanta	So.	27	190	342	55.6
16.	Rachel Folcik, Ferris St.	Jr.	32	241	434	55.5
17.	Jessica Fesenmaier, Minn. St. Moorhead	Jr.	31	170	310	54.8
18.	Mia Spasowska, Humboldt St.	Sr.	27	164	302	54.3
19.	Erika Quigley, St. Cloud St.	Sr.	28	273	503	54.3
20.	Sheena Walton, Tampa	Jr.	26	135	250	54.0
21.	Celeste Trahan, Elizabeth City St.	Jr.	31	249	462	53.9
22.	Sarah Van Horn, West Va. Wesleyan	So.	27	191	355	53.8
23.	Brandi Steinke, Grand Canyon	Sr.	26	142	264	53.8
24.	Jessi Loring, Cal St. Bakersfield	Sr.	29	164	306	53.6
25.	Latoya Wily, BYU-Hawaii	Fr.	25	196	366	53.6
26.	Amber Rutherford, North Ala.	So.	26	130	243	53.5
27.	Ashley Langen, North Dakota	Jr.	34	194	364	53.3
28.	Tonique Frasier, Newberry	Jr.	31	211	396	53.3
29.	Denise Moore, Lenoir-Rhyne	Fr.	28	151	284	53.2
30.	Leora Juster, UC San Diego	Sr.	32	255	482	52.9
31.	Casey Taylor, Glenville St.	Sr.	36	233	441	52.8
32.	Ashley Holiday, Augustana (S.D.)	Jr.	32	165	314	52.5
33.	Gianna Smith, Adelphi	Jr.	30	186	355	52.4
34.	Jaclyn Yandrisevits, East Stroudsburg	So.	29	167	319	52.4
35.	Charity Street, West Liberty St.	Jr.	31	169	323	52.3
36.	Abby DeBusk, Mars Hill	Sr.	28	167	321	52.0
37.	Noelle Hall, Northern St.	Jr.	29	168	323	52.0
38.	Julia Braseth, Grand Valley St.	Sr.	29	149	288	51.7
39.	Christina Jackson, Gannon	Sr.	31	197	381	51.7
40.	Stephanie Peterson, Bemidji St.	Jr.	28	156	303	51.5
41.	Rebecca Kielpinski, Alas. Anchorage	So.	29	164	319	51.4
42.	Darcee Schmidt, Lewis	Sr.	32	262	510	51.4
43.	Danielle Cornish, Fairmont St.	Jr.	28	190	370	51.4
44.	Monique Mason, Virginia St.	Sr.	27	136	265	51.3
45.	Ashley Hilton, New Haven	Sr.	31	216	424	50.9
46.	Kristen Banes, Ala.-Huntsville	So.	26	162	319	50.8
47.	Raven Truslow, Pfeiffer	Jr.	31	184	363	50.7
48.	Stephanie Ponds, Lander	Fr.	28	195	385	50.6
49.	Amber Rall, Ashland	Sr.	25	220	435	50.6
50.	LaTille Ross, Saginaw Valley	Jr.	27	139	275	50.5

Free-Throw Percentage

Rk	Name, Team	Cl	G	FT	FTA	FT%
1.	Amber Rutherford, North Ala.	So.	26	134	143	93.7
2.	Whitney Sykes, SIU Edwardsville	Jr.	29	112	120	93.3
3.	Amy Mathis, Neb.-Kearney	Jr.	32	91	100	91.0
4.	Jamey Gelhar, St. Martin's	Fr.	27	116	128	90.6
5.	Karyn Creager, Northern Ky.	Sr.	29	79	89	88.8
6.	Gemma Gibson, Ark.-Monticello	Jr.	26	102	115	88.7
7.	Monica Rehmann, Lake Superior St.	Sr.	27	90	102	88.2
8.	Erin McCormick, Wayne St. (Neb.)	Sr.	29	165	188	87.8
9.	Jennifer Havens, Nova Southeastern	Sr.	28	129	147	87.8
10.	Katie Wilder, Humboldt St.	Sr.	27	107	122	87.7
11.	Denise Lopez, Regis (Colo.)	Sr.	31	148	169	87.6
12.	Ashley Tucker, Southeastern Okla.	So.	27	77	88	87.5
	Chelsea Cook, Texas Woman's	Fr.	27	70	80	87.5
14.	Elyse Mengarelli, Central Wash.	Sr.	23	111	127	87.4
15.	Genet Moore, Bowie St.	Sr.	24	61	70	87.1
16.	Anette Johansen, NYIT	Sr.	27	88	101	87.1
17.	Becky Flippin, Drury	Jr.	33	100	115	87.0
18.	Katie Crawford, Tarleton St.	Sr.	26	73	84	86.9
19.	DeShaydia Mackey, Tampa	Jr.	31	91	105	86.7
20.	Karmen Graham, Northern Ky.	Sr.	27	71	82	86.6
21.	Whitney Golob, St. Martin's	Sr.	27	77	89	86.5
22.	Talmai Aguirre, Colo. Christian	Fr.	26	96	111	86.5
23.	Michelle Stueve, Emporia St.	Jr.	30	121	140	86.4
24.	Rachel Redick, Glenville St.	Sr.	36	145	168	86.3
25.	Meg Abele, Philadelphia U.	Sr.	31	176	204	86.3
26.	Kayla Burningham, BYU-Hawaii	Fr.	25	69	80	86.3
27.	Mandy Geryak, Indianapolis	Sr.	27	68	79	86.1
28.	Miranda Boepple, Northern St.	Sr.	28	74	86	86.0
29.	Rachel Folcik, Ferris St.	Jr.	32	117	136	86.0
30.	Amanda Faas, Upper Iowa	Sr.	28	89	104	85.6
31.	Emily Brister, West Tex. A&M	So.	33	209	246	85.0
32.	Shantae Barnes, Bloomfield	Jr.	27	73	86	84.9
33.	Hillary Hansen, UC San Diego	Sr.	31	122	144	84.7
34.	Shelby Rance, Phila. Sciences	Sr.	29	94	111	84.7
35.	Brittany Fowler, Mesa St.	Jr.	28	87	103	84.5
36.	Natalie Gamez, St. Mary's (Tex.)	So.	28	92	109	84.4
37.	Anna Nimz, Pittsburg St.	Sr.	27	81	96	84.4
38.	Jess Brady, Kutztown	Sr.	26	80	95	84.2
39.	Kelly Calderone, Edinboro	Sr.	28	153	182	84.1
40.	Beth Plasski, Assumption	So.	29	76	91	83.5
41.	Raven Truslow, Pfeiffer	Jr.	31	115	138	83.3
	Mikala Fogle-Wilson, Anderson (S.C.)	Jr.	29	75	90	83.3
43.	Katie Thiesenhusen, Southern Ind.	Sr.	26	69	83	83.1
44.	Latoshia Lawrence, Ky. Wesleyan	Fr.	27	78	94	83.0
	Brittany Wells, Findlay	So.	27	78	94	83.0
46.	Julie Anderson, Mercyhurst	Sr.	27	125	151	82.8
	Lindsey Maple, Central Mo.	Jr.	26	125	151	82.8
	Cortney Matthewis, Kentucky St.	Fr.	28	125	151	82.8
49.	Nicole Dierking, Mo.-Rolla	Sr.	28	91	110	82.7
50.	Cherrise Graham, Goldey-Beacom	Sr.	27	148	179	82.7

Three-Point Field-Goal Percentage

Rk	Name, Team	Cl	G	3FG	3FGA	3FG%
1.	Ashleigh Curry, Mo. Western St.	Jr.	26	73	152	48.0
2.	Darcee Schmidt, Lewis	Sr.	32	67	141	47.5
3.	Meredith Legg, S.C.-Aiken	So.	29	76	160	47.5
4.	Emily Jones, Charleston (W.V.)	Jr.	31	62	134	46.3
5.	Genet Moore, Bowie St.	Sr.	24	62	137	45.3
6.	Laura Davis, West Fla.	Jr.	28	69	153	45.1
7.	Casey England, Gannon	Sr.	31	78	175	44.6
8.	Lauren Moore, Bentley	Sr.	29	62	140	44.3
9.	Lauren Beckley, Shippensburg	Fr.	28	75	170	44.1
10.	Cassidy Murillo, Seattle	Fr.	27	54	124	43.5
11.	Emily Brister, West Tex. A&M	So.	33	84	194	43.3
12.	Jessi Reome, St. Martin's	Fr.	24	48	111	43.2
13.	Christy Mahan, Arkansas Tech	Sr.	30	60	139	43.2
14.	Kanani Marshal, Tex. A&M-Commerce	Sr.	37	145	338	42.9
15.	Carley Peterson, Valdosta St.	Jr.	31	91	214	42.5
16.	Alira Carpenter, Mont. St.-Billings	So.	32	88	207	42.5
17.	Bethanie Mandresch, Queens (N.Y.)	So.	27	58	137	42.3
18.	Kelly Killion, Holy Family	Jr.	32	93	220	42.3
19.	Whitney Sykes, SIU Edwardsville	Jr.	29	82	194	42.3
20.	Erika Ryskamp, Grand Valley St.	Sr.	29	62	147	42.2
21.	Diana Lopez, Regis (Colo.)	Sr.	31	87	207	42.0
22.	Rachel Redick, Glenville St.	Sr.	36	115	274	42.0
23.	Mallory Hafer, Mansfield	So.	27	75	179	41.9
24.	Shamatee Mitchell, Bluefield St.	Sr.	28	70	168	41.7
25.	Brittany Fowler, Mesa St.	Jr.	28	70	169	41.4

Rk	Name, Team	Cl	G	3FG	3FGA	3FG%
26.	Latoya Coley, Post	Fr.	27	74	179	41.3
27.	Ashli Oliver, Tusculum	So.	29	103	250	41.2
28.	Karen Thies, Neb.-Omaha	Sr.	28	76	186	40.9
29.	Mollie Stelmack, Western Wash.	Sr.	28	67	164	40.9
30.	Meg Abele, Philadelphia U.	Sr.	31	70	172	40.7
31.	Jamie Gallagher, Wilmington (Del.)	So.	26	54	133	40.6
32.	Renee Farina, West Liberty St.	Jr.	31	112	277	40.4
33.	Brooke Ubelaker, Washburn	Sr.	33	92	228	40.4
34.	Jessica Liang, Cal St. Dom. Hills	Fr.	27	69	173	39.9
35.	Steffi Sorensen, Fla. Gulf Coast	Fr.	35	105	264	39.8
36.	Katie Thiesenhusen, Southern Ind.	Sr.	26	66	166	39.8
37.	Kayla McPherson, Mont. St.-Billings	So.	32	64	161	39.8
38.	Audriana Spencer, Cal St. Chico	Jr.	29	59	149	39.6
39.	Katie Rausch, Fort Hays St.	Sr.	27	66	167	39.5
40.	Alex Guiton, Abilene Christian	Jr.	29	64	163	39.3
41.	Laurin Brown, Felician	Sr.	29	73	186	39.2
42.	Danielle DeVader, Mo. Southern St.	So.	26	52	133	39.1
43.	Liz Fischer, Neb.-Kearney	Sr.	32	79	205	38.5
44.	Katie Crawford, Tarleton St.	Sr.	26	52	135	38.5
45.	Melinda Hunold, Georgian Court	Fr.	22	53	138	38.4
46.	Heather Brown, Eastern N.M.	Sr.	26	69	180	38.3
47.	Celanese Bozeman, Shaw	So.	22	49	128	38.3
48.	Tapre Young, Salem Int'l	Fr.	28	60	157	38.2
49.	Stephanie Beason, Fairmont St.	Fr.	29	66	173	38.2
50.	Tiara Good, Lander	Fr.	28	81	213	38.0

Three-Point Field Goals Per Game

Rk	Name, Team	Cl	G	3FG	3PG
1.	Kanani Marshal, Tex. A&M-Commerce	Sr.	37	145	3.9
2.	Renee Farina, West Liberty St.	Jr.	31	112	3.6
3.	Ashli Oliver, Tusculum	So.	29	103	3.6
4.	Shari Walker, Concord	Sr.	30	97	3.2
5.	Rachel Redick, Glenville St.	Sr.	36	115	3.2
6.	Audrey Timmerman, Erskine	Fr.	27	85	3.1
7.	Steffi Sorensen, Fla. Gulf Coast	Fr.	35	105	3.0
	Tana Griffiths, Armstrong Atlantic	Jr.	29	87	3.0
9.	Carley Peterson, Valdosta St.	Jr.	31	91	2.9
10.	Jessica Russell, Ala.-Huntsville	Sr.	27	79	2.9
11.	Kelly Killion, Holy Family	Jr.	32	93	2.9
12.	Tiara Good, Lander	Fr.	28	81	2.9
13.	Talmai Aguirre, Colo. Christian	Fr.	26	75	2.9
14.	Whitney Sykes, SIU Edwardsville	Jr.	29	82	2.8
15.	Ashleigh Curry, Mo. Western St.	Jr.	26	73	2.8
16.	Diana Lopez, Regis (Colo.)	Sr.	31	87	2.8
17.	Brooke Ubelaker, Washburn	Sr.	33	92	2.8
18.	Mallory Hafer, Mansfield	So.	27	75	2.8
19.	Alira Carpenter, Mont. St.-Billings	So.	32	88	2.8
20.	Latoya Coley, Post	Fr.	27	74	2.7
21.	Katie Reihmann, Upper Iowa	Sr.	28	76	2.7
	Karen Thies, Neb.-Omaha	Sr.	28	76	2.7
23.	Lauren Beckley, Shippensburg	Fr.	28	75	2.7
24.	Megan Hamilton, Okla. Panhandle	Jr.	27	72	2.7
25.	Heather Brown, Eastern N.M.	Sr.	26	69	2.7
26.	Meredith Legg, S.C.-Aiken	So.	29	76	2.6
	Jayci Stone, Alas. Anchorage	Sr.	29	76	2.6
28.	Laura McClintic, Ky. Wesleyan	Jr.	27	70	2.6
29.	Danielle Jones, Cheyney	Fr.	24	62	2.6
	Genet Moore, Bowie St.	Sr.	24	62	2.6
31.	Jessica Liang, Cal St. Dom. Hills	Fr.	27	69	2.6
32.	Emily Brister, West Tex. A&M	So.	33	84	2.5
33.	Katie Thiesenhusen, Southern Ind.	Sr.	26	66	2.5
34.	La'Toya Coard, Albany St. (Ga.)	Jr.	27	68	2.5
35.	Laurin Brown, Felician	Sr.	29	73	2.5
36.	Casey England, Gannon	Sr.	31	78	2.5
37.	Brittany Fowler, Mesa St.	Jr.	28	70	2.5
	Shamatee Mitchell, Bluefield St.	Sr.	28	70	2.5
	Danielle McLaughlin, Concordia (N.Y.)	Fr.	26	65	2.5
40.	Liz Fischer, Neb.-Kearney	Sr.	32	79	2.5
41.	Bryony Crouch, Lander	Sr.	28	69	2.5
	Laura Davis, West Fla.	Jr.	28	69	2.5
43.	Naomi Bancroft, Fort Hays St.	Fr.	26	64	2.5
44.	Megan Methven, Stonehill	Fr.	31	76	2.5
45.	Jeana Hoffman, South Dakota	Jr.	29	71	2.4
46.	Katie Rausch, Fort Hays St.	Sr.	27	66	2.4
47.	Jessica Thompson, West Ala.	Jr.	28	68	2.4
48.	Melinda Hunold, Georgian Court	Fr.	22	53	2.4
49.	Mollie Stelmack, Western Wash.	Sr.	28	67	2.4
50.	Chelsea Malone, North Ala.	Jr.	28	66	2.4

2007 Division II Individual Game Highs

Points

Rk	Name, Team	Cl	Opponent	Date	PTS
1.	Mackenzie Lynch, Caldwell	So.	Phila. Sciences	12/9/2006	44
2.	Britney Jordan, Tex. A&M-Commerce	So.	Tarleton St.	2/27/2007	43
	Darcee Schmidt, Lewis	Sr.	Bellarmine	2/10/2007	43
	Becca Flanagan, Concord	Jr.	West Chester	11/17/2006	43
5.	Amber Rall, Ashland	Sr.	Mercyhurst	1/6/2007	42
6.	Tanetra Barrett, Wingate	Sr.	Lenoir-Rhyne	2/21/2007	40
	Gabby Gattuso, Eckerd	So.	Tampa	2/21/2007	40
	Jeannie Saunders, Salem Int'l	Fr.	Alderson-Broaddus	1/22/2007	40
	Ashleigh Curry, Mo. Western St.	Jr.	BYU-Hawaii	12/19/2006	40
10.	Dianca Jones, Lees-McRae	Sr.	Erskine	2/22/2007	39
	Jeannie Saunders, Salem Int'l	Fr.	Shepherd	1/8/2007	39
	Cherrise Graham, Goldey-Beacom	Sr.	Nyack	1/6/2007	39
	Alex Guiton, Abilene Christian	Jr.	Central Okla.	12/9/2006	39
	Johannah Leedham, Franklin Pierce	Fr.	Stonehill	12/2/2006	39
15.	Amy Jones, Presbyterian	Jr.	S.C. Upstate	12/17/2006	38
	Erika Quigley, St. Cloud St.	Sr.	Minn. St. Moorhead	12/16/2006	38
	Leada Berkey, Western Ore.	Jr.	Cascade	11/21/2006	38

Field-Goal Percentage

Minimum 10 Made

Rk	Name, Team	Cl	Opponent	Date	FGM-A	FG%
1.	Danielle Cornish, Fairmont St.	Jr.	West Virginia St.	1/6/2007	11-11	100
	Carly Score, Wis.-Parkside	Sr.	Bellarmine	1/6/2007	10-10	100
3.	Catherine Portyrata, Ashland	Sr.	Ohio Valley	11/25/2006	14-15	93.3
4.	Charlena Rodez, St. Mary's (Tex.)	Sr.	Tex. Permian Basin	2/24/2007	10-11	90.9
	Tonique Frasier, Newberry	Jr.	Carson-Newman	1/6/2007	10-11	90.9

Three-Point Field Goals Made

Rk	Name, Team	Cl	Opponent	Date	3FG
1.	Kanani Marshal, Tex. A&M-Commerce	Sr.	Southwestern Okla.	2/24/2007	11
2.	Ashli Oliver, Tusculum	So.	Mars Hill	2/21/2007	10
	Kanani Marshal, Tex. A&M-Commerce	Sr.	Texas Col.	11/15/2006	10
4.	Erin Cyplik, Grand Valley St.	Jr.	Northern Mich.	1/13/2007	9
	Ashli Oliver, Tusculum	So.	North Greenville	11/21/2006	9
6.	Emily Brister, West Tex. A&M	So.	Tarleton St.	2/21/2007	8
	Kanani Marshal, Tex. A&M-Commerce	Sr.	Southeastern Okla.	2/17/2007	8
	Janika Sundstrom, Dowling	Fr.	Concordia (N.Y.)	2/6/2007	8
	Maria Nilsson, Alas. Anchorage	Jr.	St. Martin's	2/3/2007	8
	Megan Hamilton, Okla. Panhandle	Jr.	Tex. Permian Basin	2/1/2007	8
	Jayci Stone, Alas. Anchorage	Sr.	Alas. Fairbanks	1/27/2007	8
	Bethanie Mandresch, Queens (N.Y.)	So.	Dowling	1/23/2007	8
	Jeannie Saunders, Salem Int'l	Fr.	Alderson-Broaddus	1/22/2007	8
	Mallory Hafer, Mansfield	So.	Cheyney	1/20/2007	8
	Rachel Redick, Glenville St.	Sr.	Ohio Valley	1/18/2007	8
	DeAnjole Felton, Bloomfield	Jr.	Post	1/16/2007	8
	Rachel Redick, Glenville St.	Sr.	Bluefield St.	1/13/2007	8
	Katie Thiesenhusen, Southern Ind.	Sr.	Rockhurst	1/4/2007	8
	Jennifer Hukill, N.C. Central	Jr.	UNC Pembroke	1/2/2007	8
	Lauren Beckley, Shippensburg	Fr.	Shaw	12/29/2006	8
	Megan Methven, Stonehill	Fr.	Bryant	12/13/2006	8
	Alex Guiton, Abilene Christian	Jr.	Central Okla.	12/9/2006	8

Three-Point Field-Goal Percentage

Minimum 6 Made

Rk	Name, Team	Cl	Opponent	Date	3FG-A	3FG%
1.	Bethanie Mandresch, Queens (N.Y.)	So.	Dowling	1/23/2007	8-8	100
	Hillary Hampton, Catawba	Jr.	St. Augustine's	11/21/2006	6-6	100

Rk	Name, Team	Cl	Opponent	Date	3FG-A	3FG%
3.	Janika Sundstrom, Dowling	Fr.	Concordia (N.Y.)	2/6/2007	7-8	87.5
	Shamatee Mitchell, Bluefield St.	Sr.	Bennett	12/2/2006	7-8	87.5
	Stephanie Beason, Fairmont St.	Fr.	Salem Int'l	11/17/2006	7-8	87.5
6.	Terrica Morris, St. Augustine's	Sr.	Elizabeth City St.	2/15/2007	6-7	85.7
	Sylvia Kemp, Dist. Columbia	Jr.	Columbia Union	2/8/2007	6-7	85.7
	Cassidy Murillo, Seattle	Fr.	St. Martin's	1/18/2007	6-7	85.7
	Brandi Crouch, Texas Woman's	Jr.	Tex. A&M-Commerce	1/11/2007	6-7	85.7
	Karen Thies, Neb.-Omaha	Sr.	Adams St.	12/2/2006	6-7	85.7
	Maria Nilsson, Alas. Anchorage	Jr.	UC Riverside	11/22/2006	6-7	85.7
	Jennifer Bullis, Central Okla.	Sr.	Okla. Panhandle	11/21/2006	6-7	85.7

Free-Throw Percentage

Minimum 12 Made

Rk	Name, Team	Cl	Opponent	Date	FT-FT	FT%
1.	Jess Brady, Kutztown	Sr.	Cheyney	1/27/2007	14-14	100
	Lindsey Maple, Central Mo.	Jr.	Northwest Mo. St.	1/20/2007	14-14	100
	Cara Waybright, Davis & Elkins	So.	Columbia Union	1/15/2007	14-14	100
	Amy Jones, Presbyterian	Jr.	S.C. Upstate	12/17/2006	14-14	100
	Meghan Brue, Northwest Mo. St.	So.	Mo. Western St.	1/3/2007	13-13	100
	Johannah Leedham, Franklin Pierce	Fr.	Stonehill	12/2/2006	13-13	100
	Lauren Brittingham, Pfeiffer	So.	Queens (N.C.)	2/3/2007	12-12	100
	Rachel Folcik, Ferris St.	Jr.	Northwood (Mich.)	2/3/2007	12-12	100
	Amy Puthoff, Augustana (S.D.)	So.	Minn. Duluth	1/11/2007	12-12	100
	Cherrise Graham, Goldey-Beacom	Sr.	Post	1/9/2007	12-12	100
	Mackenzie Lynch, Caldwell	So.	Phila. Sciences	12/9/2006	12-12	100
	Alex Guiton, Abilene Christian	Jr.	Northeastern St.	12/7/2006	12-12	100

Rebounds

Rk	Name, Team	Cl	Opponent	Date	REB
1.	Angelina Jimenez, Bridgeport	Sr.	Queens (N.Y.)	2/10/2007	24
	Alisha Ferguson, Philadelphia U.	Sr.	Concordia (N.Y.)	11/15/2006	24
3.	Shantae Barnes, Bloomfield	Jr.	Phila. Sciences	2/28/2007	23
4.	Markeya Watson, Bowie St.	So.	Fayetteville St.	2/3/2007	22
	Angelina Jimenez, Bridgeport	Sr.	NYIT	1/13/2007	22
6.	Amanda Behnke, Concordia-St. Paul	Jr.	Neb.-Kearney	3/10/2007	21
	Rebecca Kielpinski, Alas. Anchorage	So.	Western Ore.	2/1/2007	21
	Audrey Maxwell, Abilene Christian	So.	Texas Woman's	1/24/2007	21
	JoAnne Jones, Tarleton St.	Fr.	Midwestern St.	1/2/2007	21
	Allyson Swailes, Bowie St.	Jr.	Dist. Columbia	12/22/2006	21

Assists

Rk	Name, Team	Cl	Opponent	Date	AST
1.	Katie LaViolette, Concordia-St. Paul	Jr.	South Dakota	03/09/2007	17
	Jenna Eckleberry, Fairmont St.	Sr.	West Chester	11/18/2006	17
3.	Lisa Perry, West Liberty St.	Jr.	Bluefield St.	02/03/2007	16
	Breanne Burley, Regis (Colo.)	Jr.	Chadron St.	01/20/2007	16
5.	Tiffany Davis, Mo. Western St.	Sr.	Pittsburg St.	03/02/2007	15
	Keona Corley, Mount Olive	Jr.	Dist. Columbia	01/23/2007	15
	Sherrelle Holmes, Wilmington (Del.)	Jr.	Felician	01/09/2007	15
	LaVonna Hailey, N.C. Central	So.	UNC Pembroke	11/25/2006	15
	Lisa Perry, West Liberty St.	Jr.	Lock Haven	11/25/2006	15
10.	Katie LaViolette, Concordia-St. Paul	Jr.	Bemidji St.	02/03/2007	14
	Katie LaViolette, Concordia-St. Paul	Jr.	Minn.-Crookston	02/02/2007	14
	Stephanie Longdo, Georgian Court	Jr.	Felician	01/27/2007	14
	Kelly Killion, Holy Family	Jr.	Philadelphia U.	01/24/2007	14
	Keona Corley, Mount Olive	Jr.	Erskine	01/13/2007	14
	Alethea Lamberson, Ashland	So.	Mars Hill	12/19/2006	14
	Brooke Underwood, Tusculum	Sr.	Mars Hill	02/21/2004	14

Blocked Shots

Rk	Name, Team	Cl	Opponent	Date	BLKS
1.	Sheena Walton, Tampa	Jr.	Rollins	3/4/2007	12
	Cassie Brannen, Northern Ky.	So.	Indianapolis	2/24/2007	12
3.	Jen Nnanna, American Int'l	Jr.	Bentley	11/29/2006	11
4.	Cassie King, N.C. Central	Sr.	Fayetteville St.	1/6/2007	10
5.	Sheena Walton, Tampa	Jr.	Rollins	12/2/2006	9
6.	Jen Nnanna, American Int'l	Jr.	St. Michael's	1/27/2007	8
	Lina Brown, Livingstone	Jr.	Elizabeth City St.	1/13/2007	8
	Rebecca Kielpinski, Alas. Anchorage	So.	Southwest Minn. St.	12/17/2006	8

Steals

Rk	Name, Team	Cl	Opponent	Date	ST
1.	Johannah Leedham, Franklin Pierce	Fr.	Northwood (Fla.)	12/30/2006	11
	Keona Corley, Mount Olive	Jr.	Limestone	12/2/2006	11
3.	Khaliqa Davis, Caldwell	Jr.	Nyack	2/20/2007	10
	Allison Krischer, Pitt.-Johnstown	Sr.	Dist. Columbia	1/29/2007	10
	Princess Bailey, Barry	So.	P.R.-Cayey	11/18/2006	10
	Tameron Armbrister, Eckerd	Jr.	Warner Southern	11/15/2006	10
7.	Diana Lopez, Regis (Colo.)	Sr.	North Dakota	3/10/2007	9
	Sarah Van Horn, West Va. Wesleyan	So.	Shepherd	2/3/2007	9
	Tadj Williams, Post	Sr.	Nyack	1/24/2007	9
	Jessica Zapf, Pitt.-Johnstown	Sr.	Columbia Union	1/11/2007	9
	Na'Keisha Anthony, Shaw	Fr.	Nova Southeastern	12/21/2006	9
	Cherrise Graham, Goldey-Beacom	Sr.	Felician	12/7/2006	9
	Elizabeth Gabrielle, Lock Haven	Sr.	Kutztown	12/3/2006	9
	Deanna Price, Elizabeth City St.	Sr.	Armstrong Atlantic	12/1/2006	9
	Emily Brister, West Tex. A&M	So.	St. Edward's	11/24/2006	9
	Kanani Marshal, Tex. A&M-Commerce	Sr.	North Ga.	11/4/2006	9

2007 Division II Team Leaders

Scoring Defense

Rk	Team	G	Opp. Pts.	Opp. PPG
1.	Valdosta St.	31	1,425	46.0
2.	Fla. Gulf Coast	35	1,615	46.1
3.	Delta St.	32	1,575	49.2
4.	Southern Conn. St.	36	1,790	49.7
5.	Barry	28	1,421	50.8
6.	Holy Family	32	1,647	51.5
7.	Rollins	31	1,619	52.2
8.	West Ga.	27	1,427	52.9
9.	Cal St. San B'dino	28	1,524	54.4
10.	American Int'l	29	1,583	54.6
11.	Bentley	31	1,698	54.8
12.	Washburn	33	1,808	54.8
13.	Florida Tech	30	1,646	54.9
14.	Arkansas Tech	32	1,766	55.2
15.	Newberry	31	1,716	55.4
16.	Tampa	31	1,717	55.4
17.	Dowling	28	1,554	55.5
18.	Northeastern St.	26	1,448	55.7
19.	Grand Valley St.	29	1,616	55.7
20.	Seattle	27	1,509	55.9
21.	Fort Valley St.	30	1,693	56.4
22.	Johnson C. Smith	30	1,706	56.9
23.	Pace	33	1,878	56.9

Rk	Team	G	Opp. Pts.	Opp. PPG
24.	Angelo St.	29	1,652	57.0
25.	Millersville	28	1,596	57.0
26.	West Tex. A&M	33	1,882	57.0
27.	Glenville St.	36	2,056	57.1
28.	East Stroudsburg	29	1,667	57.5
29.	Phila. Sciences	29	1,673	57.7
30.	Indianapolis	27	1,558	57.7
	Tuskegee	27	1,558	57.7
32.	Cal St. Dom. Hills	27	1,564	57.9
33.	Stonehill	31	1,797	58.0
34.	S.C.-Aiken	29	1,690	58.3
35.	Northern Ky.	29	1,693	58.4
36.	Sonoma St.	27	1,579	58.5
37.	Western St.	28	1,638	58.5
38.	Assumption	29	1,700	58.6
39.	Alas. Anchorage	29	1,703	58.7
40.	Augustana (S.D.)	32	1,884	58.9
41.	Tarleton St.	26	1,532	58.9
42.	Christian Bros.	27	1,591	58.9
43.	Albany St. (Ga.)	30	1,773	59.1
44.	Colorado Mines	28	1,661	59.3
45.	Northern St.	29	1,721	59.3
46.	Cal St. Bakersfield	29	1,724	59.4
47.	Incarnate Word	29	1,728	59.6
48.	Le Moyne	28	1,675	59.8
49.	East Central	27	1,618	59.9
50.	Metro St.	31	1,860	60.0
	Lake Superior St.	27	1,620	60.0

Field-Goal Percentage Defense

Rk	Team	G	Opp. FG	Opp. FGA	Opp. FG%
1.	Holy Family	32	563	1,777	31.7
2.	Barry	28	491	1,498	32.8
3.	Rollins	31	586	1,763	33.2
4.	Fort Valley St.	30	611	1,803	33.9
5.	Tampa	31	632	1,848	34.2
6.	Alas. Anchorage	29	589	1,709	34.5
7.	American Int'l	29	590	1,702	34.7
8.	Fla. Gulf Coast	35	598	1,719	34.8
9.	Tuskegee	27	535	1,535	34.9
10.	Virginia Union	26	552	1,571	35.1
11.	Southern Conn. St.	36	634	1,799	35.2
12.	Augustana (S.D.)	32	676	1,918	35.2
13.	Bentley	31	632	1,789	35.3
14.	Pace	33	671	1,895	35.4
15.	Delta St.	32	522	1,472	35.5
16.	Seattle	27	492	1,387	35.5
17.	Dowling	28	549	1,546	35.5
18.	Cal St. San B'dino	28	551	1,550	35.5
19.	Valdosta St.	31	471	1,321	35.7
20.	Kutztown	26	549	1,539	35.7
21.	Eckerd	29	611	1,699	36.0
22.	Columbus St.	32	699	1,941	36.0
23.	Florida Tech	30	557	1,542	36.1
24.	Angelo St.	29	560	1,548	36.2
25.	Shaw	28	635	1,755	36.2
26.	Arkansas Tech	32	624	1,723	36.2
27.	Washburn	33	638	1,760	36.3
28.	Bowie St.	29	618	1,704	36.3
29.	Kentucky St.	28	589	1,620	36.4
30.	Charleston (W.V.)	31	677	1,862	36.4
31.	Millersville	28	559	1,535	36.4
32.	Northern St.	29	597	1,639	36.4
33.	Cal St. Dom. Hills	27	521	1,430	36.4
34.	Johnson C. Smith	30	621	1,704	36.4
35.	S.C.-Aiken	29	581	1,593	36.5
36.	GCSU	32	706	1,935	36.5
37.	Phila. Sciences	29	620	1,694	36.6
38.	Northern Ky.	29	602	1,643	36.6
39.	West Tex. A&M	33	640	1,746	36.7
40.	Lewis	32	669	1,825	36.7
41.	West Fla.	28	601	1,636	36.7
42.	Wilmington (Del.)	28	649	1,763	36.8
43.	Emporia St.	30	645	1,747	36.9
44.	Dist. Columbia	28	619	1,674	37.0
45.	UNC Pembroke	28	648	1,745	37.1
46.	Colorado Mines	28	540	1,448	37.3
47.	Clayton St.	35	793	2,126	37.3
48.	Cal St. Bakersfield	29	635	1,702	37.3
49.	UC San Diego	32	685	1,836	37.3
50.	Molloy	29	628	1,683	37.3

Free-Throw Percentage

Rk	Team	GM	FTM	FTA	FT%
1.	Wayne St. (Neb.)	29	490	624	78.5
2.	Winona St.	27	375	482	77.8
3.	St. Martin's	27	434	559	77.6
4.	Southeastern Okla.	27	420	542	77.5
5.	Northern Ky.	29	498	643	77.4
6.	Philadelphia U.	31	596	774	77.0
7.	Gannon	31	471	612	77.0
8.	Regis (Colo.)	32	501	653	76.7
9.	Drury	33	520	678	76.7
10.	SIU Edwardsville	29	408	532	76.7
11.	Truman	27	392	513	76.4
12.	Phila. Sciences	29	414	542	76.4
13.	Nova Southeastern	28	326	428	76.2
14.	Ferris St.	32	507	667	76.0
15.	Central Wash.	27	404	532	75.9
16.	North Ala.	28	462	609	75.9
17.	Emporia St.	30	462	613	75.4
18.	Mo. Southern St.	27	375	498	75.3
19.	Northwest Mo. St.	30	462	614	75.2
20.	Anderson (S.C.)	32	690	918	75.2
21.	UC San Diego	32	526	700	75.1
22.	Lewis	32	462	616	75.0
23.	North Dakota	36	533	711	75.0
24.	Indianapolis	27	399	534	74.7
25.	Hillsdale	28	428	574	74.6
26.	Ashland	27	395	530	74.5
27.	Seattle Pacific	29	357	480	74.4
28.	South Dakota	31	458	616	74.4
29.	Bemidji St.	28	355	480	74.0
30.	Mercyhurst	27	360	487	73.9
31.	Lander	28	361	489	73.8
32.	Quincy	27	388	526	73.8
33.	Cal St. Bakersfield	29	461	625	73.8
34.	Fort Lewis	27	355	483	73.5
35.	Goldey-Beacom	29	446	607	73.5
36.	Upper Iowa	28	304	414	73.4
37.	Northern St.	29	405	552	73.4
38.	Grand Valley St.	29	365	498	73.3
39.	Edinboro	28	439	599	73.3
40.	Clarion	26	381	520	73.3
41.	Minn. St. Mankato	28	332	454	73.1
42.	Mo.-St. Louis	26	356	487	73.1
43.	Colorado St.-Pueblo	27	334	457	73.1
44.	Harding	29	434	594	73.1
45.	Wingate	30	499	683	73.1
46.	Holy Family	32	512	701	73.0
47.	Northwest Nazarene	27	379	519	73.0
48.	Neb.-Omaha	28	368	504	73.0
49.	Bellarmine	30	499	684	73.0
50.	Pitt.-Johnstown	29	441	605	72.9

Three-Point Field-Goal Percentage

Rk	Team	GM	3FGM	3FGA	3FG%
1.	West Tex. A&M	33	165	416	39.7
2.	Grand Valley St.	29	197	520	37.9
3.	Fla. Gulf Coast	35	337	891	37.8
4.	Mesa St.	28	147	389	37.8
5.	Charleston (W.V.)	31	166	440	37.7
6.	Philadelphia U.	31	89	236	37.7
7.	Northern Ky.	29	141	375	37.6
8.	Washburn	33	253	675	37.5
9.	Wis.-Parkside	27	124	331	37.5
10.	Pace	33	214	574	37.3
11.	Emporia St.	30	209	563	37.1
12.	Mars Hill	28	111	300	37.0
13.	West Liberty St.	31	311	841	37.0
14.	Mont. St.-Billings	32	230	624	36.9
15.	Cal St. Dom. Hills	27	124	337	36.8
16.	Tex. A&M-Commerce	37	247	673	36.7
17.	S.C.-Aiken	29	157	428	36.7
18.	Glenville St.	36	283	773	36.6
19.	Arkansas Tech	32	243	664	36.6

Rk	Team	GM	3FGM	3FGA	3FG%
20.	Humboldt St.	27	164	449	36.5
21.	Tusculum	29	252	690	36.5
22.	Valdosta St.	31	183	503	36.4
23.	Ashland	27	89	245	36.3
24.	UC San Diego	32	155	428	36.2
25.	North Dakota	36	214	591	36.2
26.	Metro St.	31	200	553	36.2
27.	Regis (Colo.)	32	288	801	36.0
28.	Seattle	27	165	459	35.9
29.	Ferris St.	32	173	483	35.8
30.	Lewis	32	241	673	35.8
31.	Mo. Western St.	34	245	686	35.7
32.	Shippensburg	28	161	451	35.7
33.	Bentley	31	157	440	35.7
34.	South Dakota	31	270	758	35.6
35.	Bellarmine	30	133	374	35.6
	Mercy	26	133	374	35.6
37.	Southwest Minn. St.	28	176	496	35.5
	Michigan Tech	28	165	465	35.5
39.	Wingate	30	139	392	35.5
40.	Concordia-St. Paul	32	213	601	35.4
41.	Ouachita Baptist	27	125	353	35.4
42.	Winona St.	27	182	515	35.3
43.	Augusta St.	28	137	389	35.2
44.	Cal St. Bakersfield	29	138	392	35.2
45.	LeMoyne-Owen	29	130	370	35.1
46.	Northeastern St.	26	196	558	35.1
47.	Gannon	31	192	548	35.0
48.	Queens (N.Y.)	27	158	451	35.0
49.	Franklin Pierce	28	195	558	34.9
50.	West Va. Wesleyan	27	160	459	34.9
	Fort Lewis	27	160	459	34.9

Three-Point Field Goals Per Game

Rk	Team	GM	3PFG	3PPG
1.	West Liberty St.	31	311	10.0
2.	Fla. Gulf Coast	35	337	9.6
3.	Regis (Colo.)	32	288	9.0
4.	South Dakota	31	270	8.7
5.	Tusculum	29	252	8.7
6.	Augustana (S.D.)	32	255	8.0
7.	Neb.-Omaha	28	221	7.9
8.	Glenville St.	36	283	7.9
9.	Washburn	33	253	7.7
10.	Arkansas Tech	32	243	7.6
11.	Northeastern St.	26	196	7.5
12.	Salem Int'l	28	211	7.5
	Lander	28	211	7.5
14.	Lewis	32	241	7.5
15.	Alas. Anchorage	29	217	7.5
16.	Southeastern Okla.	27	202	7.5
17.	Harding	29	216	7.4
18.	Northwest Mo. St.	30	219	7.3
19.	Okla. Panhandle	27	197	7.3
20.	Southwest Baptist	28	203	7.3
21.	Mo. Western St.	34	245	7.2
22.	Mont. St.-Billings	32	230	7.2
23.	Western Ore.	27	193	7.1
24.	North Ala.	28	199	7.1
25.	Armstrong Atlantic	29	203	7.0
26.	Emporia St.	30	209	7.0
27.	Franklin Pierce	28	195	7.0
28.	Ala.-Huntsville	27	186	6.9
	Ark.-Monticello	27	186	6.9
30.	Ky. Wesleyan	28	192	6.9
31.	Henderson St.	29	197	6.8
	Grand Valley St.	29	197	6.8
33.	Ohio Valley	28	190	6.8
34.	Central Wash.	27	183	6.8
35.	Seattle Pacific	29	196	6.8
36.	Winona St.	27	182	6.7
	Fort Hays St.	27	182	6.7
38.	Tex. A&M-Commerce	37	247	6.7
39.	Concordia-St. Paul	32	213	6.7
40.	Post	28	185	6.6
41.	Colo. Christian	27	178	6.6
42.	Central Mo.	28	183	6.5
43.	Pace	33	214	6.5
44.	Colorado St.-Pueblo	27	175	6.5
45.	Metro St.	31	200	6.5
46.	Drury	33	209	6.3
47.	Lees-McRae	28	176	6.3
	Southwest Minn. St.	28	176	6.3
49.	Mansfield	27	169	6.3
50.	Stonehill	31	194	6.3

Personal Fouls Per Game

Rk	Team	GM	PF	PFPG	DQs
1.	Colorado St.-Pueblo	27	334	12.4	2
2.	Pitt.-Johnstown	29	360	12.4	6
3.	Erskine	27	350	13.0	24
4.	Bloomsburg	27	356	13.2	12
5.	Tampa	31	424	13.7	6
6.	West Va. Wesleyan	27	373	13.8	1
7.	Paine	29	401	13.8	4
8.	Northern St.	29	416	14.3	2
9.	Mont. St.-Billings	32	460	14.4	6
10.	Philadelphia U.	31	451	14.5	6
11.	Grand Valley St.	29	423	14.6	4
12.	Sonoma St.	27	394	14.6	3
13.	Pace	33	482	14.6	5
14.	West Ala.	28	410	14.6	3
15.	Alderson-Broaddus	27	398	14.7	2
16.	SIU Edwardsville	29	428	14.8	5
17.	Cal St. San B'dino	28	417	14.9	6
18.	Winona St.	27	406	15.0	4
19.	Shepherd	29	437	15.1	4
20.	Barry	28	423	15.1	3
21.	Phila. Sciences	29	439	15.1	6
22.	Nova Southeastern	28	426	15.2	6
23.	Christian Bros.	27	411	15.2	6
	Queens (N.Y.)	27	411	15.2	8
25.	UNC Pembroke	28	427	15.3	9
26.	Wis.-Parkside	27	413	15.3	5
27.	Fla. Gulf Coast	35	536	15.3	5
28.	Augustana (S.D.)	32	491	15.3	9
29.	Rollins	31	476	15.4	8
30.	Shippensburg	28	431	15.4	6
31.	Fairmont St.	29	447	15.4	5
32.	Michigan Tech	28	432	15.4	10
33.	Virginia St.	29	449	15.5	9
34.	UC San Diego	32	496	15.5	5
35.	Washburn	33	513	15.5	8
36.	Cal St. L.A.	27	423	15.7	5
37.	Adams St.	27	424	15.7	13
38.	Bentley	31	488	15.7	3
39.	Armstrong Atlantic	29	457	15.8	7
40.	Pittsburg St.	27	426	15.8	5
41.	Arkansas Tech	32	505	15.8	13
42.	Bemidji St.	28	442	15.8	6
43.	Indiana (Pa.)	33	521	15.8	16
44.	West Liberty St.	31	491	15.8	11
45.	Seattle Pacific	29	460	15.9	1
46.	Holy Family	32	508	15.9	6
47.	Northeastern St.	26	413	15.9	6
48.	Northern Ky.	29	463	16.0	8
49.	Mo. Western St.	34	543	16.0	5
50.	Charleston (W.V.)	31	496	16.0	9
	Central Mo.	28	448	16.0	1

Assists Per Game

Rk	Team	GM	A	APG
1.	North Dakota	36	742	20.6
2.	West Liberty St.	31	599	19.3
3.	Seattle Pacific	29	546	18.8
4.	Mount Olive	28	521	18.6
5.	Glenville St.	36	664	18.4
6.	Fla. Gulf Coast	35	645	18.4
7.	Augustana (S.D.)	32	579	18.1
8.	Charleston (W.V.)	31	560	18.1
9.	Ferris St.	32	570	17.8
10.	Grand Canyon	27	477	17.7
11.	Washburn	33	580	17.6
12.	Neb.-Omaha	28	492	17.6
13.	St. Cloud St.	28	482	17.2
14.	Lewis	32	549	17.2
15.	Metro St.	31	531	17.1
16.	N.C. Central	32	548	17.1

Rk	Team	GM	A	APG
17.	Bemidji St.	28	477	17.0
18.	Minn. St. Mankato	28	476	17.0
19.	West Tex. A&M	33	559	16.9
20.	Lander	28	469	16.8
21.	Emporia St.	30	500	16.7
22.	Northern Ky.	29	482	16.6
23.	UC San Diego	32	531	16.6
24.	Rockhurst	27	447	16.6
25.	Ashland	27	446	16.5
26.	Mo. Western St.	34	561	16.5
27.	Clayton St.	35	577	16.5
28.	Bryant	28	458	16.4
29.	Augusta St.	28	456	16.3
30.	Holy Family	32	521	16.3
31.	Western Wash.	28	455	16.3
32.	West Fla.	28	454	16.2
33.	Concordia-St. Paul	32	517	16.2
34.	Fort Lewis	27	436	16.1
35.	Tusculum	29	468	16.1
36.	Mont. St.-Billings	32	515	16.1
37.	Mars Hill	28	449	16.0
38.	Wingate	30	481	16.0
39.	Pace	33	528	16.0
	Hillsdale	28	448	16.0
41.	Bridgeport	28	447	16.0
42.	Cal St. Bakersfield	29	461	15.9
43.	Northern St.	29	460	15.9
44.	Concord	30	473	15.8
45.	Shepherd	29	457	15.8
46.	Mo.-Rolla	28	441	15.8
47.	Regis (Colo.)	32	501	15.7
48.	New Haven	31	485	15.6
49.	S.C.-Aiken	29	453	15.6
50.	Seattle	27	418	15.5

Steals Per Game

Rk	Team	G	S	SPG
1.	Fayetteville St.	28	547	19.5
2.	Pfeiffer	31	489	15.8
3.	Elizabeth City St.	31	488	15.7
4.	Grand Canyon	27	420	15.6
5.	Regis (Colo.)	32	445	13.9
6.	New Haven	31	428	13.8
7.	Mount Olive	28	378	13.5
8.	Valdosta St.	31	409	13.2
9.	Clayton St.	35	458	13.1
10.	Franklin Pierce	28	363	13.0
11.	Fla. Gulf Coast	35	446	12.7
12.	Augustana (S.D.)	32	407	12.7
13.	Dominican (N.Y.)	30	378	12.6
14.	Kentucky St.	28	351	12.5
15.	Barton	29	351	12.1
16.	C.W. Post	30	362	12.1
17.	West Chester	28	337	12.0
18.	Lane	28	336	12.0
19.	N.C. Central	32	380	11.9
20.	Anderson (S.C.)	32	375	11.7
21.	Shaw	28	328	11.7
22.	Indiana (Pa.)	33	385	11.7
	San Fran. St.	27	315	11.7
24.	S.C. Upstate	28	324	11.6
	Lynn	28	324	11.6
26.	East Stroudsburg	29	335	11.6
27.	West Tex. A&M	33	380	11.5
28.	Metro St.	31	356	11.5
29.	Cal St. Chico	29	333	11.5
30.	Tex. A&M-Commerce	37	424	11.5
31.	GCSU	32	366	11.4
32.	Charleston (W.V.)	31	354	11.4
33.	Bloomfield	27	306	11.3
	Northwest Nazarene	27	306	11.3
35.	Paine	29	328	11.3
36.	Lock Haven	27	305	11.3
37.	Columbia Union	29	326	11.2
38.	Northwest Mo. St.	30	337	11.2
39.	Seattle	27	303	11.2
40.	Henderson St.	29	325	11.2
41.	Newberry	31	347	11.2
42.	Pitt.-Johnstown	29	319	11.0
43.	Drury	33	362	11.0
44.	St. Thomas Aquinas	29	316	10.9
45.	Wayne St. (Mich.)	28	305	10.9
	Montevallo	28	305	10.9
47.	NYIT	28	303	10.8
	Minn. St. Mankato	28	303	10.8
49.	Midwestern St.	26	281	10.8
50.	Catawba	29	313	10.8

Blocks Per Game

Rk	Team	G	BK	BKPG
1.	Augustana (S.D.)	32	204	6.4
2.	Northern Ky.	29	181	6.2
3.	Tampa	31	173	5.6
4.	American Int'l	29	161	5.6
5.	Western Wash.	28	147	5.3
6.	Phila. Sciences	29	147	5.1
7.	St. Cloud St.	28	141	5.0
8.	Tusculum	29	146	5.0
9.	GCSU	32	159	5.0
10.	Francis Marion	28	139	5.0
11.	Elizabeth City St.	31	153	4.9
12.	Concordia-St. Paul	32	152	4.8
13.	Cal St. San B'dino	28	130	4.6
14.	Emporia St.	30	138	4.6
15.	Christian Bros.	27	120	4.4
16.	Mo. Western St.	34	150	4.4
17.	Holy Family	32	137	4.3
18.	Wingate	30	128	4.3
19.	Merrimack	28	119	4.3
20.	Cheyney	26	109	4.2
21.	Mo. Southern St.	27	112	4.1
22.	Dist. Columbia	28	116	4.1
23.	Mo.-St. Louis	26	107	4.1
24.	Benedict	31	127	4.1
25.	Lincoln (Mo.)	27	110	4.1
26.	Shepherd	29	118	4.1
27.	Minn. St. Moorhead	31	126	4.1
28.	Clayton St.	35	140	4.0
	LeMoyne-Owen	29	116	4.0
30.	Eastern N.M.	26	103	4.0
31.	Central Wash.	27	106	3.9
32.	Stillman	29	113	3.9
33.	Le Moyne	28	109	3.9
34.	Cal St. Bakersfield	29	111	3.8
35.	Lock Haven	27	103	3.8
	Rockhurst	27	103	3.8
37.	Edinboro	28	106	3.8
	Fayetteville St.	28	106	3.8
39.	N.C. Central	32	121	3.8
40.	Pittsburg St.	27	101	3.7
41.	Nova Southeastern	28	104	3.7
42.	St. Paul's	29	107	3.7
43.	Lewis	32	117	3.7
44.	Philadelphia U.	31	112	3.6
45.	Washburn	33	119	3.6
46.	Angelo St.	29	104	3.6
47.	Kentucky St.	28	100	3.6
	Millersville	28	100	3.6
49.	Seattle	27	95	3.5
50.	Miles	28	98	3.5
	Wilmington (Del.)	28	98	3.5
	S.C. Upstate	28	98	3.5

Turnovers Per Game

Rk	Team	G	TO	TOPG
1.	Western St.	28	343	12.3
2.	Washburn	33	432	13.1
3.	Concordia-St. Paul	32	434	13.6
4.	Delta St.	32	440	13.8
5.	South Dakota	31	427	13.8
6.	Winona St.	27	375	13.9
7.	Wayne St. (Neb.)	29	406	14.0
8.	Lewis	32	450	14.1
9.	Fairmont St.	29	411	14.2
10.	Upper Iowa	28	400	14.3
11.	Grand Valley St.	29	425	14.7
12.	Wingate	30	441	14.7
13.	Holy Family	32	471	14.7
14.	Colorado St.-Pueblo	27	400	14.8

Rk	Team	G	TO	TOPG
	West Va. Wesleyan	27	400	14.8
16.	Drury	33	494	15.0
17.	Mo. Western St.	34	509	15.0
18.	Fla. Gulf Coast	35	524	15.0
19.	Southern Conn. St.	36	541	15.0
20.	Southwest Baptist	28	421	15.0
21.	Michigan Tech	28	423	15.1
22.	Wis.-Parkside	27	410	15.2
23.	Northeastern St.	26	395	15.2
24.	American Int'l	29	445	15.3
25.	Northern Ky.	29	446	15.4
26.	SIU Edwardsville	29	447	15.4
27.	Bemidji St.	28	433	15.5
28.	Northern St.	29	452	15.6
29.	Christian Bros.	27	421	15.6
30.	Concord	30	470	15.7
31.	UC San Diego	32	503	15.7
32.	Ky. Wesleyan	28	441	15.8
33.	Indianapolis	27	427	15.8
34.	Seattle Pacific	29	460	15.9
35.	Glenville St.	36	572	15.9
36.	Lake Superior St.	27	431	16.0
	East Central	27	431	16.0
38.	Augustana (S.D.)	32	511	16.0
39.	Incarnate Word	29	465	16.0
40.	Indiana (Pa.)	33	531	16.1
41.	Tusculum	29	468	16.1
42.	Neb.-Omaha	28	455	16.3
43.	Minn. St. Moorhead	31	507	16.4
44.	Emporia St.	30	491	16.4
45.	Minn. Duluth	29	478	16.5
46.	Quincy	27	446	16.5
47.	Tex. A&M-Commerce	37	612	16.5
48.	Henderson St.	29	480	16.6
49.	Metro St.	31	518	16.7
50.	Cameron	26	435	16.7

Rebound Margin Per Game

Rk	Team	GM	OWN REB	OWN RPG	OPP REB	OPP RPG	REB MAR
1.	North Dakota	36	1,570	43.6	1,141	31.7	11.9
2.	Minn. St. Moorhead	31	1,331	42.9	1,017	32.8	10.1
3.	Rollins	31	1,426	46.0	1,126	36.3	9.7
4.	Philadelphia U.	31	1,307	42.2	1,020	32.9	9.3
5.	BYU-Hawaii	25	1,104	44.2	896	35.8	8.3
6.	Holy Family	32	1,386	43.3	1,123	35.1	8.2
7.	Mo. Southern St.	27	1,055	39.1	838	31.0	8.0
8.	Colorado Mines	28	1,073	38.3	851	30.4	7.9
9.	Johnson C. Smith	30	1,294	43.1	1,061	35.4	7.8
10.	Tampa	31	1,294	41.7	1,056	34.1	7.7
11.	Wis.-Parkside	27	975	36.1	770	28.5	7.6
12.	Northern St.	29	1,190	41.0	970	33.4	7.6
13.	Delta St.	32	1,174	36.7	933	29.2	7.5
14.	California (Pa.)	31	1,316	42.5	1,084	35.0	7.5
15.	Shepherd	29	1,298	44.8	1,082	37.3	7.4
16.	St. Andrews	30	1,271	42.4	1,053	35.1	7.3
17.	Bridgeport	28	1,166	41.6	969	34.6	7.0
18.	Carson-Newman	31	1,324	42.7	1,107	35.7	7.0
19.	Columbus St.	32	1,440	45.0	1,219	38.1	6.9
20.	Fla. Gulf Coast	35	1,364	39.0	1,128	32.2	6.7
21.	Southern Conn. St.	36	1,380	38.3	1,146	31.8	6.5
	Emporia St.	30	1,226	40.9	1,031	34.4	6.5
23.	Newberry	31	1,179	38.0	978	31.5	6.5
24.	Grand Canyon	27	1,165	43.1	992	36.7	6.4
25.	Washburn	33	1,265	38.3	1,059	32.1	6.2
26.	Anderson (S.C.)	32	1,319	41.2	1,120	35.0	6.2
27.	Charleston (W.V.)	31	1,327	42.8	1,141	36.8	6.0
28.	Neb.-Kearney	32	1,280	40.0	1,089	34.0	6.0
29.	Kutztown	26	1,036	39.8	883	34.0	5.9
30.	Benedict	31	1,236	39.9	1,056	34.1	5.8
31.	C.W. Post	30	1,253	41.8	1,079	36.0	5.8
32.	Augusta St.	28	1,176	42.0	1,016	36.3	5.7
33.	Cal St. Chico	29	1,187	40.9	1,024	35.3	5.6
34.	Ferris St.	32	1,331	41.6	1,153	36.0	5.6
35.	Bellarmine	30	1,183	39.4	1,022	34.1	5.4
36.	Shaw	28	1,294	46.2	1,144	40.9	5.4
37.	Mo. Western St.	34	1,395	41.0	1,213	35.7	5.4
38.	Angelo St.	29	1,142	39.4	989	34.1	5.3
39.	Shippensburg	28	1,147	41.0	1,003	35.8	5.1
40.	Glenville St.	36	1,398	38.8	1,219	33.9	5.0
41.	American Int'l	29	1,268	43.7	1,124	38.8	5.0
42.	New Haven	31	1,355	43.7	1,202	38.8	4.9
43.	Barton	29	1,247	43.0	1,106	38.1	4.9
44.	Valdosta St.	31	1,094	35.3	946	30.5	4.8
45.	Western Wash.	28	1,105	39.5	972	34.7	4.8
46.	Bentley	31	1,207	38.9	1,060	34.2	4.7
47.	UC San Diego	32	1,259	39.3	1,109	34.7	4.7
48.	St. Cloud St.	28	1,198	42.8	1,076	38.4	4.4
49.	Fairmont St.	29	1,079	37.2	953	32.9	4.3
50.	Sonoma St.	27	1,027	38.0	912	33.8	4.3

Winning Percentage

Rk	Team	W	L	Pct.
1.	Fla. Gulf Coast	34	1	97.1
2.	Southern Conn. St.	34	2	94.4
3.	Glenville St.	33	3	91.7
4.	Holy Family	29	3	90.6
5.	North Dakota	32	4	88.9
6.	Mo. Western St.	30	4	88.2
7.	Washburn	29	4	87.9
8.	Delta St.	28	4	87.5
	Lewis	28	4	87.5
10.	East Stroudsburg	25	4	86.2
11.	Grand Canyon	23	4	85.2
12.	West Tex. A&M	28	5	84.8
13.	UC San Diego	27	5	84.4
14.	Pfeiffer	26	5	83.9
15.	Clayton St.	29	6	82.9
16.	Cal St. Chico	24	5	82.8
17.	Regis (Colo.)	26	6	81.3
	N.C. Central	26	6	81.3
19.	New Haven	25	6	80.6
	Gannon	25	6	80.6
21.	Cal St. Bakersfield	23	6	79.3
	Alas. Anchorage	23	6	79.3
23.	Augustana (S.D.)	25	7	78.1
24.	Metro St.	24	7	77.4
	Newberry	24	7	77.4
	Valdosta St.	24	7	77.4
	Rollins	24	7	77.4
28.	Wingate	23	7	76.7
	Florida Tech	23	7	76.7
30.	Drury	25	8	75.8
31.	Tex. A&M-Commerce	28	9	75.7
32.	Anderson (S.C.)	24	8	75.0
33.	Bentley	23	8	74.2
	Charleston (W.V.)	23	8	74.2
	Tampa	23	8	74.2
36.	Emporia St.	22	8	73.3
37.	Indiana (Pa.)	24	9	72.7
	Pace	24	9	72.7
39.	Barton	21	8	72.4
	Pitt.-Johnstown	21	8	72.4
	Grand Valley St.	21	8	72.4
	American Int'l	21	8	72.4
	Northern Ky.	21	8	72.4
44.	Ferris St.	23	9	71.9
45.	Stonehill	22	9	71.0
	South Dakota	22	9	71.0
47.	Dominican (N.Y.)	21	9	70.0
	Concord	21	9	70.0
	St. Rose	21	9	70.0
	Fort Valley St.	21	9	70.0

Field-Goal Percentage

Rk	Team	GM	FGM	FGA	FG%
1.	Ashland	27	764	1,580	48.4
2.	Ferris St.	32	935	1,994	46.9
3.	North Dakota	36	1,078	2,306	46.7
4.	Charleston (W.V.)	31	910	1,967	46.3
5.	N.C. Central	32	909	1,968	46.2
6.	Northern Ky.	29	701	1,519	46.1
7.	West Tex. A&M	33	870	1,888	46.1
8.	Fla. Gulf Coast	35	986	2,151	45.8
9.	Mesa St.	28	719	1,571	45.8
10.	Wis.-Parkside	27	671	1,467	45.7
11.	West Liberty St.	31	833	1,822	45.7

Rk	Team	GM	FGM	FGA	FG%
12.	North Greenville	34	924	2,033	45.5
13.	Washburn	33	905	2,001	45.2
14.	Arkansas Tech	32	670	1,483	45.2
15.	Glenville St.	36	1,005	2,225	45.2
16.	Emporia St.	30	825	1,835	45.0
17.	Mars Hill	28	783	1,744	44.9
18.	Grand Valley St.	29	685	1,526	44.9
19.	Fort Lewis	27	661	1,473	44.9
20.	Cal St. Bakersfield	29	798	1,782	44.8
21.	Shepherd	29	783	1,753	44.7
22.	Tex. A&M-Commerce	37	1,006	2,253	44.7
23.	UC San Diego	32	840	1,884	44.6
24.	Regis (Colo.)	32	847	1,901	44.6
25.	Bellarmine	30	767	1,722	44.5
26.	Gannon	31	819	1,839	44.5
27.	Mo. Western St.	34	937	2,106	44.5
28.	Fairmont St.	29	735	1,662	44.2
29.	Wingate	30	779	1,763	44.2
30.	Pfeiffer	31	932	2,112	44.1
31.	Wayne St. (Neb.)	29	717	1,625	44.1
32.	Newberry	31	781	1,772	44.1
33.	Neb.-Omaha	28	771	1,750	44.1
34.	East Stroudsburg	29	728	1,657	43.9
35.	Mo. Southern St.	27	653	1,488	43.9
36.	Humboldt St.	27	655	1,495	43.8
37.	Lewis	32	806	1,843	43.7
38.	Philadelphia U.	31	752	1,721	43.7
39.	Southern Conn. St.	36	917	2,103	43.6
40.	Concordia-St. Paul	32	822	1,888	43.5
41.	SIU Edwardsville	29	750	1,724	43.5
42.	Ky. Wesleyan	28	746	1,715	43.5
43.	St. Cloud St.	28	766	1,761	43.5
44.	Michigan Tech	28	669	1,539	43.5
45.	Cal St. Chico	29	787	1,811	43.5
46.	West Va. Wesleyan	27	723	1,669	43.3
47.	Kutztown	26	584	1,350	43.3
48.	Shippensburg	28	694	1,609	43.1
49.	Minn. St. Moorhead	31	823	1,909	43.1
50.	Pitt.-Johnstown	29	707	1,640	43.1

Scoring Offense

Rk	Team	GM	PTS	PPG
1.	Pfeiffer	31	2,573	83.0
2.	Fayetteville St.	28	2,280	81.4
3.	North Dakota	36	2,903	80.6
4.	New Haven	31	2,496	80.5
5.	Fla. Gulf Coast	35	2,790	79.7
6.	Ferris St.	32	2,550	79.7
7.	Grand Canyon	27	2,144	79.4
8.	Charleston (W.V.)	31	2,413	77.8
9.	Regis (Colo.)	32	2,483	77.6
10.	Emporia St.	30	2,321	77.4
11.	Glenville St.	36	2,778	77.2
12.	Neb.-Omaha	28	2,131	76.1
13.	West Liberty St.	31	2,358	76.1
14.	Elizabeth City St.	31	2,351	75.8
15.	Mo. Western St.	34	2,577	75.8
16.	Cal St. Bakersfield	29	2,195	75.7
17.	Augustana (S.D.)	32	2,419	75.6
18.	Lander	28	2,114	75.5
19.	St. Cloud St.	28	2,113	75.5
20.	Washburn	33	2,490	75.5
21.	Tex. A&M-Commerce	37	2,786	75.3
22.	Ashland	27	2,012	74.5
23.	Clayton St.	35	2,600	74.3
24.	Gannon	31	2,301	74.2
25.	Mesa St.	28	2,073	74.0
26.	UC San Diego	32	2,361	73.8
27.	Concordia-St. Paul	32	2,360	73.8
28.	Metro St.	31	2,283	73.6
29.	Cal St. Chico	29	2,132	73.5
30.	North Greenville	34	2,499	73.5
31.	Neb.-Kearney	32	2,349	73.4
32.	Bemidji St.	28	2,053	73.3
33.	South Dakota	31	2,270	73.2
34.	Wingate	30	2,196	73.2
35.	Barton	29	2,120	73.1
36.	N.C. Central	32	2,336	73.0
37.	West Tex. A&M	33	2,406	72.9
38.	Ky. Wesleyan	28	2,039	72.8
39.	Holy Family	32	2,326	72.7
40.	Anderson (S.C.)	32	2,325	72.7
41.	Minn. St. Moorhead	31	2,252	72.6
42.	Mont. St.-Billings	32	2,317	72.4
43.	Lewis	32	2,315	72.3
44.	Wayne St. (Neb.)	29	2,095	72.2
45.	Drury	33	2,383	72.2
46.	Bellarmine	30	2,166	72.2
47.	Mars Hill	28	2,018	72.1
48.	S.C. Upstate	28	2,013	71.9
49.	SIU Edwardsville	29	2,081	71.8
50.	Indiana (Pa.)	33	2,368	71.8

Scoring Margin Per Game

Rk	Name	GM	OWN PTS	OWN PPG	OPP PTS	OPP PPG	SCR MAR
1.	Fla. Gulf Coast	35	2,790	79.7	1,615	46.1	33.6
2.	Holy Family	32	2,326	72.7	1,647	51.5	21.2
3.	Washburn	33	2,490	75.5	1,808	54.8	20.7
4.	Glenville St.	36	2,778	77.2	2,056	57.1	20.1
5.	Southern Conn. St.	36	2,468	68.6	1,790	49.7	18.8
6.	Charleston (W.V.)	31	2,413	77.8	1,871	60.4	17.5
7.	Grand Canyon	27	2,144	79.4	1,692	62.7	16.7
8.	Augustana (S.D.)	32	2,419	75.6	1,884	58.9	16.7
9.	Regis (Colo.)	32	2,483	77.6	1,959	61.2	16.4
10.	Cal St. Bakersfield	29	2,195	75.7	1,724	59.4	16.2
11.	Emporia St.	30	2,321	77.4	1,841	61.4	16.0
12.	North Dakota	36	2,903	80.6	2,331	64.8	15.9
13.	West Tex. A&M	33	2,406	72.9	1,882	57.0	15.9
14.	Pfeiffer	31	2,573	83.0	2,111	68.1	14.9
15.	Metro St.	31	2,283	73.6	1,860	60.0	13.6
16.	Delta St.	32	2,001	62.5	1,575	49.2	13.3
17.	UC San Diego	32	2,361	73.8	1,939	60.6	13.2
18.	East Stroudsburg	29	2,041	70.4	1,667	57.5	12.9
19.	Cal St. Chico	29	2,132	73.5	1,764	60.8	12.7
20.	Clayton St.	35	2,600	74.3	2,160	61.7	12.6
21.	New Haven	31	2,496	80.5	2,108	68.0	12.5
22.	Valdosta St.	31	1,808	58.3	1,425	46.0	12.4
23.	South Dakota	31	2,270	73.2	1,898	61.2	12.0
	Northern Ky.	29	2,041	70.4	1,693	58.4	12.0
25.	Mo. Western St.	34	2,577	75.8	2,174	63.9	11.9
26.	Rollins	31	1,958	63.2	1,619	52.2	10.9
27.	Grand Valley St.	29	1,932	66.6	1,616	55.7	10.9
28.	Newberry	31	2,048	66.1	1,716	55.4	10.7
29.	Seattle	27	1,790	66.3	1,509	55.9	10.4
30.	N.C. Central	32	2,336	73.0	2,005	62.7	10.3
31.	Tex. A&M-Commerce	37	2,786	75.3	2,406	65.0	10.3
32.	Florida Tech	30	1,954	65.1	1,646	54.9	10.3
33.	Neb.-Omaha	28	2,131	76.1	1,845	65.9	10.2
34.	Wingate	30	2,196	73.2	1,900	63.3	9.9
35.	Lewis	32	2,315	72.3	2,001	62.5	9.8
36.	Alas. Anchorage	29	1,987	68.5	1,703	58.7	9.8
37.	Barton	29	2,120	73.1	1,844	63.6	9.5
38.	West Liberty St.	31	2,358	76.1	2,063	66.5	9.5
39.	Pace	33	2,188	66.3	1,878	56.9	9.4
40.	Anderson (S.C.)	32	2,325	72.7	2,039	63.7	8.9
41.	Seattle Pacific	29	2,021	69.7	1,764	60.8	8.9
42.	Lake Superior St.	27	1,840	68.1	1,620	60.0	8.1
43.	Fairmont St.	29	1,978	68.2	1,745	60.2	8.0
44.	Bryant	28	1,928	68.9	1,707	61.0	7.9
45.	Arkansas Tech	32	2,018	63.1	1,766	55.2	7.9
46.	Tampa	31	1,960	63.2	1,717	55.4	7.8
47.	Minn. St. Moorhead	31	2,252	72.6	2,010	64.8	7.8
48.	Philadelphia U.	31	2,189	70.6	1,952	63.0	7.6
49.	Wayne St. (Neb.)	29	2,095	72.2	1,874	64.6	7.6
50.	Gannon	31	2,301	74.2	2,067	66.7	7.5

2007 Division II Team Game Highs

Points

Rk	Team	Opponent	Date	PTS
1.	Augustana (S.D.)	Bethany Lutheran	12/12/2006	121
2.	Fort Hays St.	Stephens	11/15/2006	116

Field-Goal Percentage

Rk	Team	Opponent	Date	FGA	FGM	FG%
1.	St. Edward's	Lincoln (Mo.)	2/22/2007	33	38	86.8
2.	Mount Olive	Pfeiffer	1/29/2007	31	47	66.0
3.	Emporia St.	Northern Mich.	12/19/2006	25	38	65.8
4.	St. Cloud St.	Minn. St. Mankato	2/3/2007	32	49	65.3
5.	Dist. Columbia	Davis & Elkins	2/10/2007	30	47	63.8
6.	Wis.-Parkside	Bellarmine	1/6/2007	35	55	63.6
7.	Lenoir-Rhyne	Wingate	1/27/2007	33	52	63.5
8.	Glenville St.	Alderson-Broaddus	1/6/2007	38	60	63.3
9.	Wingate	Lincoln Memorial	2/28/2007	36	57	63.2
10.	Grand Valley St.	Spring Arbor	12/15/2006	34	54	63.0
	Northern Ky.	Georgetown (Ky.)	12/6/2006	34	54	63.0

Three-Point Field-Goal Percentage

Rk	Team	Opponent	Date	3FG	3FGA	3FG%
1.	Bluefield St.	West Va. Wesleyan	1/20/2007	10	12	83.3
2.	Tex. A&M-Commerce	Southeastern Okla.	2/17/2007	10	13	76.9
3.	Seattle Pacific	Dixie St.	1/27/2007	17	24	70.8
4.	West Tex. A&M	N.M. Highlands	11/27/2006	12	17	70.6
5.	Tusculum	S.C. Upstate	11/18/2006	13	19	68.4
6.	West Tex. A&M	Tarleton St.	2/21/2007	10	15	66.7
	Northern Ky.	Georgetown (Ky.)	12/6/2006	10	15	66.7
	Fort Hays St.	Neb.-Kearney	12/3/2006	10	15	66.7
	Bluefield St.	Bennett	12/2/2006	12	18	66.7
10.	Emporia St.	Mo. Southern St.	2/7/2007	11	17	64.7

Free-Throw Percentage

Minimum 15 Made

Rk	Team	Opponent	Date	FT	FTA	FT%
1.	Regis (Colo.)	Colo. Christian	2/9/2007	21	21	100.0
	Washburn	Central Mo.	2/24/2007	20	20	100.0
	Holy Family	St. Michael's	12/30/2006	18	18	100.0
	Philadelphia U.	Phila. Sciences	3/2/2007	17	17	100.0
	Philadelphia U.	Phila. Sciences	3/2/2007	17	17	100.0
	Bloomfield	Wilmington (Del.)	1/18/2007	17	17	100.0
	Northern Ky.	Bellarmine	2/20/2007	16	16	100.0
	West Chester	Cheyney	1/24/2007	16	16	100.0
	St. Cloud St.	UC-Colo. Springs	11/17/2006	16	16	100.0
	Seattle Pacific	Dixie St.	1/27/2007	15	15	100.0
	Adelphi	Bridgeport	1/20/2007	15	15	100.0
	Concord	Slippery Rock	1/3/2007	15	15	100.0
	Colorado St.-Pueblo	Minn. St. Mankato	12/1/2006	15	15	100.0

Three-Point Field Goals Made

Rk	Team	Opponent	Date	3FG
1.	Regis (Colo.)	Chadron St.	1/20/2007	20
	Regis (Colo.)	Mary	11/25/2006	20
3.	Tusculum	Mars Hill	2/21/2007	18
	West Liberty St.	Concord	2/1/2007	18
5.	Seattle Pacific	Dixie St.	1/27/2007	17
6.	Regis (Colo.)	Chadron St.	2/23/2007	16
	West Liberty St.	Bluefield St.	2/3/2007	16
	Grand Valley St.	Northern Mich.	1/13/2007	16
	Regis (Colo.)	Colorado St.-Pueblo	12/9/2006	16
	Augustana (S.D.)	Presentation	12/5/2006	16

2007 Division III Individual Leaders

Points Per Game

Rk	Name, Team	Cl	G	FGM	3FG	FT	PTS	PPG
1.	Lindsay Ippel, Millikin	Jr.	26	239	0	196	674	25.9
2.	Staci Humphrey, Greensboro	Sr.	27	240	71	119	670	24.8
3.	Tori Huggins, Hendrix	Sr.	26	184	55	186	609	23.4
4.	Naomi Guise, Aurora	So.	26	247	44	65	603	23.2
5.	Ashley Marble, Southern Me.	Sr.	30	224	28	217	693	23.1
6.	Hannah Wolf, Grinnell	Jr.	23	175	80	83	513	22.3
7.	Meghan DePatsy, Anna Maria	Sr.	25	193	1	167	554	22.2
8.	Amber Bodrick, Thiel	So.	23	204	14	87	509	22.1
9.	Quandra Rodgers, Medgar Evers	Fr.	24	195	46	93	529	22.0
10.	Crystal Hoewisch, Carroll (Wis.)	Jr.	27	198	29	168	593	22.0
11.	Lacey Kennedy, Mississippi Col.	Sr.	26	204	4	147	559	21.5
12.	Lindsay Wilson, Hartwick	Sr.	23	175	30	111	491	21.3
13.	Erin Walton, Elizabethtown	Jr.	24	185	20	111	501	20.9
14.	Nicole Hall, Meredith	Jr.	23	173	35	95	476	20.7
15.	Shadae Swan, Goucher	Jr.	24	184	30	97	495	20.6
16.	Megan Scheele, Edgewood	So.	27	210	1	128	549	20.3
17.	Sally Nnamani, Lehman	So.	29	201	66	117	585	20.2
18.	Meghan Polston, Blackburn	So.	25	191	39	81	502	20.1
19.	Alison Kessler, St. Mary's (Ind.)	Jr.	25	136	51	174	497	19.9
20.	Nicole Estrada, Staten Island	So.	27	208	34	83	533	19.7
21.	Catherine Chappell, Milwaukee Engr.	Sr.	24	177	0	116	470	19.6
22.	Tarra Richardson, McMurry	Jr.	29	222	1	121	566	19.5
23.	Nicole Fisher, Eureka	Jr.	24	178	0	109	465	19.4
24.	Julie Leach, Transylvania	So.	28	183	0	172	538	19.2
25.	Rebecca Welch, Eastern Nazarene	Sr.	25	170	48	91	479	19.2
26.	Jessica Carter, Mary Baldwin	Jr.	27	194	48	81	517	19.1
27.	Audrey Graham, Olivet	Sr.	24	168	26	97	459	19.1
28.	Ashley Farrell, Rhodes	Jr.	26	165	35	130	495	19.0
29.	Nicole Hayman, Chapman	So.	29	193	61	104	551	19.0
30.	Natalie Moyer, Coast Guard	Jr.	26	142	63	146	493	19.0
31.	Erin Hanson, Roanoke	Jr.	27	175	21	140	511	18.9
32.	Katie Linder, Rosemont	Sr.	21	128	6	131	393	18.7
33.	Brianne Parra, North Central (Ill.)	Fr.	23	160	5	105	430	18.7
34.	Jess Vadnais, Gust. Adolphus	Jr.	28	146	62	169	523	18.7
35.	Melissa Kraft, Drew	Sr.	27	176	66	85	503	18.6
36.	Amy Dodd, Gordon	Sr.	25	154	57	100	465	18.6
37.	Shanice Nesmith, Lincoln (Pa.)	Fr.	27	185	65	67	502	18.6
38.	Bonnie Hicks, Hendrix	Sr.	26	200	2	78	480	18.5
39.	Karen Berk, Swarthmore	Jr.	24	159	0	125	443	18.5
40.	Eileen Flaherty, Bowdoin	Sr.	31	190	31	161	572	18.5
41.	Jessica McKenzie, Muskingum	Fr.	26	185	2	106	478	18.4
	Annie Verdino, Geneseo St.	Jr.	26	153	20	152	478	18.4
43.	Kendal George, Southwestern (Tex.)	Sr.	25	183	0	93	459	18.4
44.	Tamika Curtis, Benedictine (Ill.)	Jr.	28	213	0	88	514	18.4
45.	Taryn Mellody, Scranton	Sr.	30	201	55	93	550	18.3
46.	Emily Cerankowski, FDU-Florham	So.	25	168	30	89	455	18.2
47.	Lashannen Hogue, John Jay	Jr.	21	159	0	64	382	18.2
48.	Laura Mount, North Park	Sr.	24	144	7	141	436	18.2
49.	Courtney Cunningham, Drew	Sr.	27	170	44	103	487	18.0
50.	Noelle Surette, Colby-Sawyer	Jr.	28	176	15	137	504	18.0

Rebounds Per Game

Rk	Name, Team	Cl	G	REB	RPG
1.	Ashley Yeast, Monmouth (Ill.)	Jr.	23	315	13.7
2.	Lashannen Hogue, John Jay	Jr.	21	286	13.6
3.	Karen Berk, Swarthmore	Jr.	24	299	12.5
4.	Jessica McEntee, New York U.	So.	31	386	12.5
5.	Ava Thomas, Utica	Sr.	27	335	12.4
6.	Meghan DePatsy, Anna Maria	Sr.	25	309	12.4
7.	Ashley Marble, Southern Me.	Sr.	30	367	12.2
8.	Mary Rotimi, Lincoln (Pa.)	Sr.	27	329	12.2
9.	Megan Bailey, Anna Maria	So.	24	290	12.1
10.	Andrea Buckham, Hunter	Fr.	26	303	11.7

Rk	Name, Team	Cl	G	REB	RPG
11.	Chari' Cooper, Kean	Jr.	30	344	11.5
12.	Cassie Womack, Shenandoah	Sr.	26	293	11.3
13.	Taraja Laws, Newbury	Sr.	25	280	11.2
14.	Cheyenne Noble, Wentworth Inst.	Sr.	25	279	11.2
15.	Kari Geisler, Rhode Island Col.	Sr.	28	310	11.1
16.	Leslie Nichols, Principia	Sr.	26	287	11.0
17.	Tamika Curtis, Benedictine (Ill.)	Jr.	28	308	11.0
18.	Erin Moseley, Daniel Webster	Sr.	23	252	11.0
19.	Jessica Laing, Cortland St.	Fr.	29	316	10.9
20.	LeReina Adams, Millsaps	So.	22	238	10.8
21.	Trenecca Jones, La Verne	So.	26	281	10.8
22.	Julie Leach, Transylvania	So.	28	301	10.8
	Rene Davis, Caltech	Jr.	24	258	10.8
24.	Kara Hawkins, Mary Baldwin	Fr.	25	267	10.7
25.	Kimberly Mariotti, Regis (Mass.)	So.	25	266	10.6
26.	Amanda McHale, Hilbert	Jr.	24	254	10.6
27.	Samantha Cowens, Johnson & Wales (R.I.)	Sr.	21	221	10.5
28.	Audrey Hitz, Elizabethtown	Jr.	24	251	10.5
29.	Jacque Calandriello, Polytechnic (N.Y.)	Jr.	25	260	10.4
	Lauren O'Conner, Springfield	So.	25	260	10.4
31.	Rebecca Parker, Washington-St. Louis	Sr.	31	320	10.3
32.	Dora Enright, Stevens Institute	Jr.	28	289	10.3
33.	Katie Lynch, Arcadia	Sr.	25	257	10.3
34.	Keona Palmer, Ramapo	Sr.	22	226	10.3
35.	Krystal Bryant, Albertus Magnus	Fr.	23	236	10.3
36.	Andrea Carter, Chestnut Hill	Sr.	26	266	10.2
37.	Brittany Braxton, Frank. & Marsh.	Jr.	25	255	10.2
38.	Jaimie McFarlin, Washington-St. Louis	So.	31	316	10.2
39.	Nicole Fisher, Eureka	Jr.	24	244	10.2
40.	Lacey Kennedy, Mississippi Col.	Sr.	26	264	10.2
	Asia Smith, Medgar Evers	Fr.	26	264	10.2
42.	Lisa Winkle, Calvin	Sr.	31	314	10.1
43.	Rachel Walters, Hanover	So.	24	242	10.1
44.	Caroline Wesley, Lynchburg	Sr.	26	262	10.1
45.	Jessica Page, Regis (Mass.)	Fr.	25	250	10.0
46.	Ana Castillo, Dallas	Sr.	27	269	10.0
47.	Taiasha Brown, Pitt.-Bradford	Jr.	26	259	10.0
48.	Erin Hanson, Roanoke	Jr.	27	267	9.9
	Jessica Hunsinger, Wash. & Lee	Sr.	27	267	9.9
	Megan Scheele, Edgewood	So.	27	267	9.9

Blocked Shots Per Game

Rk	Name, Team	Cl	G	BLKS	BKPG
1.	Ashley Katch, Simpson	Jr.	30	152	5.1
2.	Tiffany Boyd, New Jersey City	Jr.	21	86	4.1
3.	Liz Hickey, Mary Washington	Jr.	34	132	3.9
4.	Jessica Hunsinger, Wash. & Lee	Sr.	27	99	3.7
5.	Dee Luck, Chris. Newport	Jr.	28	99	3.5
6.	Jill Trenz, Wheaton (Ill.)	Jr.	28	96	3.4
7.	Megan Barry, Salve Regina	Sr.	29	99	3.4
8.	Amanda McHale, Hilbert	Jr.	24	77	3.2
9.	Tiffaney Williams, Scranton	So.	28	87	3.1
10.	Emma Pasquale, Colby-Sawyer	So.	28	84	3.0
	Christian Tomlinson, Mary Hardin-Baylor	Sr.	26	78	3.0
12.	Elizabeth Pion, Becker	So.	26	77	3.0
13.	Sara Bukas, Medaille	Jr.	28	80	2.9
14.	Ashley TeKippe, Luther	Jr.	28	79	2.8
15.	Hilary Klimowicz, TCNJ	So.	27	76	2.8
	Kim Wickert, Carroll (Wis.)	Jr.	27	76	2.8
17.	Annegret Nautsch, Bethel (Minn.)	So.	25	69	2.8
18.	Kelsey Duoss, Wis.-Stout	Sr.	29	80	2.8
19.	Allason Holt, Chatham	So.	27	74	2.7
20.	Rachel Mccoy, Grove City	Jr.	25	68	2.7
21.	Christina Odegard, Minn.-Morris	So.	27	71	2.6
22.	Tarra Richardson, McMurry	Jr.	29	76	2.6
23.	Melissa Marek-Farris, George Fox	Jr.	26	68	2.6
24.	Ava Thomas, Utica	Sr.	27	69	2.6
25.	Meghan DePatsy, Anna Maria	Sr.	25	63	2.5
26.	Jennifer Latronica, Allegheny	Sr.	26	65	2.5
27.	Sara Cavanaugh, Cortland St.	Jr.	29	72	2.5
28.	Lindsay Bush, Bluffton	Jr.	25	62	2.5
29.	Kristen Sheffield, Denison	Sr.	30	74	2.5
30.	Nathalie Lechault, Wis.-Stevens Point	Sr.	24	58	2.4
31.	Sally Nnamani, Lehman	So.	29	69	2.4
32.	Kelli Brasher, Louisiana Col.	So.	24	57	2.4
33.	Tanisha Foster, Villa Julie	Jr.	28	66	2.4
34.	Sara Hartlaub, Hood	Fr.	23	53	2.3
35.	Annie Mcintosh, Husson	Sr.	27	61	2.3
36.	Rachael Willett, Calvin	Jr.	31	70	2.3
37.	Samantha Cowens, Johnson & Wales (R.I.)	Sr.	21	47	2.2
38.	Jeriah Garton, Eastern	Fr.	25	55	2.2
39.	Margaret Miller, Williams	Sr.	27	59	2.2
40.	Sarah Chap, Norwich	Sr.	28	61	2.2
41.	Krista Prato Matthews, Trinity (Tex.)	So.	25	53	2.1
42.	Andrea Hochstuhl, King's (Pa.)	Jr.	30	63	2.1
43.	Jenny Knight, Hartwick	Sr.	23	48	2.1
44.	Ashley Bechtel, Cedar Crest	Sr.	17	35	2.1
45.	Brittany Lattisaw, Haverford	So.	24	49	2.0
46.	Margot Sandy, Rochester Inst.	Sr.	27	55	2.0
47.	Tamika Curtis, Benedictine (Ill.)	Jr.	28	57	2.0
48.	Karen Bachman, New York U.	Sr.	31	62	2.0
49.	LaTeisha Johnson, Emmanuel (Mass.)	Sr.	29	57	2.0
50.	Molly Ariail, Randolph-Macon	Fr.	28	55	2.0

Steals Per Game

Rk	Name, Team	Cl	G	ST	STPG
1.	Marlis Graves, La Roche	Jr.	25	117	4.7
2.	Krystin Hargrove, Frostburg St.	Sr.	26	117	4.5
3.	Latrese McNair, New Jersey City	Sr.	25	111	4.4
4.	Imani Hafiz, Rutgers-Camden	Jr.	25	108	4.3
5.	Rochelle Clark, Farmingdale St.	Sr.	29	119	4.1
6.	Marcia Coakley, Elmira	So.	28	113	4.0
7.	Danielle Dunnwald, Luther	Jr.	28	112	4.0
8.	Jaleesa Marshall, Southern Vt.	Fr.	24	95	4.0
9.	Cecelia Saunders, Rosemont	Sr.	21	81	3.9
10.	Kaitlin Burud, Mt. St. Vincent	Jr.	27	104	3.9
11.	Katy Herr, Bridgewater (Va.)	Sr.	26	100	3.8
12.	Rebecca Welch, Eastern Nazarene	Sr.	25	96	3.8
13.	Iman Davis, Emmanuel (Mass.)	Fr.	29	109	3.8
14.	Naomi Guise, Aurora	So.	26	97	3.7
15.	Marisa Clark, Medaille	Jr.	28	103	3.7
16.	Kathy Santiago, Lehman	So.	28	102	3.6
17.	Colleen Clarke, Cazenovia	Fr.	26	94	3.6
18.	Jessica Dixon, St. Elizabeth	So.	25	90	3.6
19.	Beth Reed, Maryville (Tenn.)	Sr.	27	97	3.6
20.	Shenika Dow, Southern Vt.	So.	24	85	3.5
	Michelle Mascoto, Whittier	Sr.	24	85	3.5
22.	Ariel Simpson, Spelman	Sr.	17	59	3.5
23.	Trisha Thill, Wis.-Whitewater	Jr.	26	90	3.5
24.	Jamie Rainey, Minn.-Morris	So.	27	93	3.4
	Melissa Uner, Maryville (Tenn.)	Jr.	27	93	3.4
26.	Gloria Broady, Notre Dame (Md.)	Jr.	25	86	3.4
27.	Jen Fontaine, Fitchburg St.	Fr.	29	98	3.4
28.	Adrienne Xenos, Mount Ida	Sr.	25	84	3.4
29.	Megan McCabe, Maryville (Mo.)	So.	28	94	3.4
30.	Sharell McMillan, Lincoln (Pa.)	Jr.	26	87	3.3
31.	Staci Humphrey, Greensboro	Sr.	27	90	3.3
32.	Mackenzie O'Neil, St. Benedict	Jr.	28	93	3.3
33.	Stephanie Saint-Aubin, St. Mary's (Md.)	Fr.	25	83	3.3
34.	Natasha Gross, Ramapo	Jr.	22	73	3.3
35.	Ava Thomas, Utica	Sr.	27	89	3.3
36.	Krystle O'Brien, Fitchburg St.	Fr.	29	95	3.3
37.	Jade Paez, Emmanuel (Mass.)	Jr.	29	94	3.2
38.	Einat Ben-Avi, Bard	Sr.	17	55	3.2
39.	Ashley Farrell, Rhodes	Jr.	26	84	3.2
40.	Curtia Humbert, Nichols	Fr.	27	87	3.2
41.	MaryLynn Skarzenski, Nichols	So.	28	90	3.2
42.	Caitlin Feeney, Bridgewater St.	Jr.	25	79	3.2
	Jessica Mellen, Rivier	Fr.	25	79	3.2
44.	Melanie D'Ambrosi, Staten Island	So.	27	85	3.1
45.	Jenny Stoner, Lawrence	Jr.	23	72	3.1
46.	Laura Roth, Otterbein	So.	26	81	3.1
47.	Dyshea Smiley, City Tech	So.	24	74	3.1
48.	Toya Parks, Buffalo St.	Jr.	25	77	3.1
49.	Sarah Bose, Manchester	So.	28	86	3.1
50.	Joeanna Silvey, Mount Holyoke	Sr.	29	89	3.1

Assists Per Game

Rk	Name, Team	Cl	G	AST	APG
1.	Symbri Tuttle, McMurry	Sr.	29	228	7.9
2.	Staci Humphrey, Greensboro	Sr.	27	195	7.2
3.	Sarah Barton, Bates	Jr.	25	172	6.9
4.	Kasey Hicks, Immaculata	So.	26	166	6.4
5.	Beth Reed, Maryville (Tenn.)	Sr.	27	167	6.2
6.	Marlis Graves, La Roche	Jr.	25	154	6.2
7.	Marisa Clark, Medaille	Jr.	28	171	6.1
8.	Lauren Percodani, Mt. St. Vincent	Fr.	27	164	6.1
9.	Karen Tierney, Gwynedd-Mercy	Jr.	29	176	6.1
10.	Chelsea Slater, Rockford	Jr.	25	151	6.0

Rk	Name, Team	Cl	G	AST	APG
11.	Amy Beaton, Colby-Sawyer	Sr.	28	169	6.0
12.	Lauren Kendra, King's (Pa.)	Jr.	30	180	6.0
	Courtney Musser, Dubuque	Jr.	25	150	6.0
14.	Jessica Dixon, St. Elizabeth	So.	25	149	6.0
15.	Lindsay Meltzer, Hunter	Sr.	26	152	5.8
16.	Marisa Vespa, William Smith	Jr.	27	157	5.8
17.	Julie Amabile, Mary Hardin-Baylor	Sr.	26	146	5.6
18.	Lindsay Wilson, Hartwick	Sr.	23	128	5.6
19.	Shirelle Tingle, Wesley	Sr.	25	139	5.6
20.	Sam Hood, Wilmington (Ohio)	Sr.	30	166	5.5
21.	Natalie Lappe, Greenville	Sr.	28	153	5.5
22.	Carlie Janowiak, Carthage	So.	26	142	5.5
23.	Cindy Beavin, Transylvania	Sr.	28	152	5.4
24.	Nicole Hall, Meredith	Jr.	23	124	5.4
25.	Karolyn Baker, Fredonia St.	Sr.	24	129	5.4
26.	Ally Greenwood, Western Conn. St.	Jr.	27	145	5.4
27.	Suzy Doughty, DePauw	Sr.	33	177	5.4
28.	Brittany Beehler, Franklin	Sr.	23	123	5.3
29.	Sarah Dorman, Keuka	Sr.	26	138	5.3
30.	Dani Dudek, Stevens Institute	So.	28	148	5.3
31.	Keli Ward, York (Pa.)	So.	25	132	5.3
32.	Shannon O'Neill, Delaware Valley	Jr.	24	126	5.3
33.	Laura Roth, Otterbein	So.	26	135	5.2
34.	Melanie Auguste, Colorado Col.	So.	24	124	5.2
35.	Ebony Jackson, Kean	So.	31	159	5.1
36.	Lovie McClom, Blackburn	Fr.	24	122	5.1
37.	Emily Bango, Rochester (N.Y.)	Sr.	28	142	5.1
38.	Ashley Broadhurst, Brockport St.	Jr.	30	150	5.0
	Dankery Perez, Farmingdale St.	Jr.	29	145	5.0
	MaryLynn Skarzenski, Nichols	So.	28	140	5.0
	Beth Plucinski, Aurora	Sr.	25	125	5.0
42.	Lauren Andrews, Trinity (Tex.)	Sr.	22	109	5.0
43.	Jamie Rainey, Minn.-Morris	So.	27	133	4.9
44.	Katie Daly, FDU-Florham	Jr.	25	123	4.9
	Tracie George, Frostburg St.	Sr.	25	123	4.9
46.	Andrea Reibock, Millikin	Jr.	26	127	4.9
47.	Elisabeth Babinec, Martin Luther	So.	25	122	4.9
	Bridget Lipke, St. Mary's (Ind.)	Sr.	25	122	4.9
49.	Katie Cummings, Bowdoin	Sr.	31	151	4.9
50.	Kristina Wallace, Rowan	Jr.	25	121	4.8

Field-Goal Percentage

Rk	Name, Team	Cl	G	FGM	FGA	FG%
1.	Lindsay Ippel, Millikin	Jr.	26	239	363	65.8
2.	Carly Loehrke, Wooster	Sr.	26	159	265	60.0
	Christine Halter, D'Youville	So.	25	126	210	60.0
4.	Bianca White, St. Norbert	Sr.	24	153	258	59.3
5.	Kelsey Duoss, Wis.-Stout	Sr.	29	169	285	59.3
6.	Andrea Carter, Chestnut Hill	Sr.	26	138	234	59.0
7.	Jenna Boehm, Lakeland	Sr.	26	152	258	58.9
8.	Allie Wilhelm, Maryville (Mo.)	So.	21	106	181	58.6
9.	Hilary Klimowicz, TCNJ	So.	27	136	233	58.4
10.	Melanie Hageman, Concordia-M'head	Jr.	27	155	266	58.3
11.	Sarah Schneider, St. Catherine	Sr.	26	135	232	58.2
12.	Marcia Harris, Calvin	So.	27	167	287	58.2
13.	Jessica Mckenzie, Muskingum	Fr.	26	185	319	58.0
14.	Tarra Richardson, McMurry	Jr.	29	222	389	57.1
15.	Lisa Winkle, Calvin	Sr.	31	167	293	57.0
16.	Liz Bondi, DePauw	Sr.	32	198	349	56.7
17.	Julie Leach, Transylvania	So.	28	183	324	56.5
18.	Katelyn Whiton, Simpson	Jr.	30	212	378	56.1
19.	Ashley Mcfetridge, Eastern Conn. St.	So.	25	143	256	55.9
20.	Nicole Fisher, Eureka	Jr.	24	178	319	55.8
21.	Megan Scheele, Edgewood	So.	27	210	378	55.6
22.	Stacy Williams, Methodist	Sr.	26	161	290	55.5
23.	Tamika Curtis, Benedictine (Ill.)	Jr.	28	213	385	55.3
24.	Danielle Tinkoff, North Central (Ill.)	Fr.	25	146	265	55.1
25.	Christina Speer, Principia	So.	26	135	246	54.9
26.	Sydney Fasulo, Hamilton	So.	28	170	310	54.8
27.	Hannah Oken-Berg, Carleton	So.	27	169	310	54.5
28.	Kristen Ruppe, Concordia (Wis.)	So.	27	145	266	54.5
29.	Kelly Peters, Wilmington (Ohio)	Sr.	30	198	364	54.4
30.	Amanda Baker, Medaille	Jr.	28	183	338	54.1
	Kendal George, Southwestern (Tex.)	Sr.	25	183	338	54.1
32.	Kim Wickert, Carroll (Wis.)	Jr.	27	150	280	53.6
33.	Nicki Lobach, Messiah	Jr.	29	167	312	53.5
34.	Casey Anderson, Roger Williams	So.	26	145	271	53.5
35.	Alyssa Burns, Maine Maritime	Sr.	29	170	319	53.3
36.	Erin Cunningham, William Smith	Fr.	28	141	265	53.2
37.	Bonnie Hicks, Hendrix	Sr.	26	200	376	53.2
38.	Blair Ernst, Luther	So.	29	167	314	53.2
39.	Dominique McClendon, Baruch	Jr.	30	153	289	52.9
40.	Cheryl Kindzia, Fredonia St.	Jr.	24	151	286	52.8
	Jill Trenz, Wheaton (Ill.)	Jr.	28	151	286	52.8
42.	Katie McCabe, Colby	Jr.	23	122	232	52.6
43.	Sarah Esterkamp, Otterbein	So.	23	117	223	52.5
44.	Leslie Nichols, Principia	Sr.	26	151	288	52.4
45.	Caroline Wesley, Lynchburg	Sr.	26	142	271	52.4
46.	Monica Johnson, Lebanon Valley	Sr.	24	144	275	52.4
47.	Crystal Hoewisch, Carroll (Wis.)	Jr.	27	198	381	52.0
48.	Trenecca Jones, La Verne	So.	26	147	283	51.9
49.	Mary Rotimi, Lincoln (Pa.)	Sr.	27	148	285	51.9
50.	Allyson Teatom, Dickinson	Sr.	27	154	298	51.7

Free-Throw Percentage

Rk	Name, Team	Cl	G	FT	FTA	FT%
1.	Korry Schwanz, Chicago	Sr.	25	69	74	93.2
2.	Suzy Carlson, Rose-Hulman	Sr.	26	150	163	92.0
3.	Beth Bergmann, Emory	Sr.	23	69	75	92.0
4.	Melissa Kraft, Drew	Sr.	27	85	94	90.4
5.	Kimberly Ordille, Notre Dame (Md.)	Sr.	25	73	81	90.1
6.	Jess Vadnais, Gust. Adolphus	Jr.	28	169	188	89.9
7.	Elizabeth Fox, Wheaton (Ill.)	Sr.	23	71	79	89.9
8.	Tori Huggins, Hendrix	Sr.	26	186	211	88.2
9.	Danielle Muller, Rochester (N.Y.)	Sr.	27	77	88	87.5
10.	Kennan Killeen, Wash. & Jeff.	Fr.	28	89	102	87.3
11.	Jessica Doane, Baptist Bible (Pa.)	Sr.	30	94	108	87.0
12.	LaKeisha Tucker, Mass.-Boston	Jr.	26	112	129	86.8
13.	Whitney Tyriver, Wis.-Oshkosh	Jr.	24	98	113	86.7
14.	Courtney Cunningham, Drew	Sr.	27	103	119	86.6
15.	Megan Garvey, Albion	Jr.	25	64	74	86.5
16.	Amy Dodd, Gordon	Sr.	25	100	116	86.2
17.	Erin Walton, Elizabethtown	Jr.	24	111	129	86.0
18.	Tiffany Youel, Muskingum	Fr.	26	65	76	85.5
19.	Katie Moench, Wis.-Superior	Sr.	25	100	117	85.5
20.	Jacey Brooks, Buffalo St.	Sr.	25	76	89	85.4
21.	Erica Kaplan, Emory	So.	24	64	75	85.3
22.	Jen Nichols, Dubuque	Fr.	21	81	95	85.3
23.	Katie Reilly, Gettysburg	Sr.	26	75	88	85.2
24.	Nicole Duchesne, Endicott	So.	29	98	115	85.2
25.	Allison Matt, Scranton	Sr.	30	109	128	85.2
26.	Lacey Kennedy, Mississippi Col.	Sr.	26	147	173	85.0
27.	Debbie Bruen, Mary Washington	Sr.	31	113	133	85.0
28.	Jessica Foran, Moravian	Fr.	30	90	106	84.9
29.	Crystal Hoewisch, Carroll (Wis.)	Jr.	27	168	198	84.8
30.	Angie Lee, Bluffton	Jr.	25	110	130	84.6
31.	Staci Humphrey, Greensboro	Sr.	27	119	141	84.4
32.	Katie Streck, Wilmington (Ohio)	Jr.	30	135	160	84.4
	Ashley Vandiver, Gwynedd-Mercy	Sr.	29	81	96	84.4
34.	Sarah Bull, Ill. Wesleyan	Jr.	26	70	83	84.3
	Rachael Price, John Carroll	So.	26	70	83	84.3
36.	Lauren Kamiyama, Chapman	So.	29	89	106	84.0
37.	Julia Andrus, Penn St.-Behrend	Jr.	27	94	112	83.9
38.	Nicole Hayman, Chapman	So.	29	104	124	83.9
39.	Erin Hanson, Roanoke	Jr.	27	140	167	83.8
40.	Katy Herr, Bridgewater (Va.)	Sr.	26	93	111	83.8
41.	Brittany Cornelius, Meredith	Fr.	22	87	104	83.7
42.	Jackie DeBorger, Catholic	Sr.	26	66	79	83.5
43.	Trisha Draege, Greenville	Sr.	28	121	145	83.4
44.	Ashley Farrell, Rhodes	Jr.	26	130	156	83.3
	Danielle Tiller, Webster	Fr.	18	50	60	83.3
46.	Jasmine Adams, Averett	Sr.	24	84	101	83.2
47.	Andrea Boyle, Rosemont	Jr.	22	69	83	83.1
48.	Theresa Kenney, Ripon	Sr.	19	59	71	83.1
49.	Heidi Arciszewski, Wis.-Eau Claire	So.	28	108	130	83.1
50.	Quandra Rodgers, Medgar Evers	Fr.	24	93	112	83.0

Three-Point Field-Goal Percentage

Rk	Name, Team	Cl	G	3FG	3FGA	3FG%
1.	Ali Meckey, Juniata	Jr.	20	41	88	46.6
2.	Katie Moench, Wis.-Superior	Sr.	25	58	125	46.4
3.	Tracy Hartwig, Buena Vista	Sr.	27	60	131	45.8
4.	Anna Findley, Oglethorpe	So.	29	80	175	45.7
5.	Laura Roth, Otterbein	So.	26	52	115	45.2
6.	Sue Kelly, Ithaca	Sr.	27	55	126	43.7
	Darby Noreen, St. Benedict	Sr.	26	55	126	43.7
8.	Jenny Markle, Ohio Northern	Jr.	25	58	133	43.6
9.	Monica Zell, Oberlin	Fr.	26	56	130	43.1
10.	Katy Irving, Geneseo St.	Sr.	26	59	137	43.1

Rk	Name, Team	Cl	G	3FG	3FGA	3FG%
11.	Carlie Beals, Simpson	Jr.	30	73	170	42.9
12.	Summer Dalton, Maryville (Tenn.)	Sr.	25	73	171	42.7
13.	Tori Huggins, Hendrix	Sr.	26	55	130	42.3
14.	Mallory Heydorn, Ill. Wesleyan	So.	24	85	202	42.1
15.	Michelle Pellichero, Wm. Paterson	Jr.	29	86	205	42.0
16.	Maria Tobin, Union (N.Y.)	So.	25	68	163	41.7
17.	Lauren Schurr, Messiah	Jr.	29	62	149	41.6
18.	Shannon O'Neill, Delaware Valley	Jr.	24	63	153	41.2
19.	Tricia Frost, Greenville	Fr.	24	50	122	41.0
20.	Alex Gee, Thomas More	So.	27	61	150	40.7
21.	Kristy Cramp, Gwynedd-Mercy	So.	29	70	175	40.0
22.	Molly Kane, Hamilton	So.	28	57	143	39.9
23.	Emily Wright, Muhlenberg	Sr.	26	57	144	39.6
24.	Chantel Anthony, Mt. St. Mary (N.Y.)	Jr.	29	62	157	39.5
25.	Kristen Hetsko, Merchant Marine	So.	26	72	183	39.3
26.	Amy Dodd, Gordon	Sr.	25	57	145	39.3
27.	Sarah Bull, Ill. Wesleyan	Jr.	26	54	139	38.8
28.	Natalie Pucci, Loras	Jr.	27	57	149	38.3
29.	Laura Oetjen, Maryville (Mo.)	Sr.	28	61	160	38.1
	Courtney Swain, Franklin	Jr.	24	61	160	38.1
31.	Alisha Moreno, Kenyon	Jr.	27	64	168	38.1
32.	Stephanie Smith, Olivet	Sr.	24	62	163	38.0
33.	Anne Keeley, Concordia-M'head	Sr.	27	55	145	37.9
34.	Rachel Placito, D'Youville	Jr.	23	48	127	37.8
35.	Tina Oliveri, Anna Maria	Sr.	25	74	196	37.8
36.	Jackie DeBorger, Catholic	Sr.	26	60	159	37.7
37.	Jenna Palumbo, King's (Pa.)	Jr.	30	98	260	37.7
38.	Erin Sanvidge, Ithaca	Sr.	28	58	154	37.7
39.	Jessica Babcock, Albion	Sr.	26	57	152	37.5
	Elizabeth Campbell, Wartburg	Jr.	26	57	152	37.5
	Alison Kessler, St. Mary's (Ind.)	Jr.	25	51	136	37.5
42.	Kieran Burns, SUNYIT	Sr.	25	67	179	37.4
43.	Stacie Roshon, Occidental	Jr.	25	69	185	37.3
44.	D'Yana Delpero, Fitchburg St.	Sr.	29	92	247	37.2
45.	Emily DeJong, Central (Iowa)	So.	25	51	137	37.2
46.	Jess Barrows, Hamilton	Jr.	28	62	167	37.1
47.	Nicole Hawkins, Maranatha Baptist	Fr.	31	64	174	36.8
48.	Lindsey Shiomi, La Verne	Jr.	26	55	150	36.7
49.	Jen Nichols, Dubuque	Fr.	21	42	115	36.5
50.	Erica Bilski, Chatham	So.	27	71	198	35.9

Three-Point Field Goals Per Game

Rk	Name, Team	Cl	G	3FG	3PG
1.	Melissa Beyruti, Kean	So.	31	110	3.5
2.	Mallory Heydorn, Ill. Wesleyan	So.	24	85	3.5
3.	Hannah Wolf, Grinnell	Jr.	23	80	3.5
4.	Kim Drosdik, Thomas (Me.)	Sr.	26	89	3.4
5.	Jessica Doane, Baptist Bible (Pa.)	Sr.	30	99	3.3
6.	Blair Carpenter, Rivier	Fr.	26	85	3.3
7.	Jenna Palumbo, King's (Pa.)	Jr.	30	98	3.3
8.	D'Yana Delpero, Fitchburg St.	Sr.	29	92	3.2
9.	Christine Daley, Farmingdale St.	Jr.	29	91	3.1
10.	Karissa Koerner, Mt. St. Vincent	Fr.	27	82	3.0
11.	Michelle Pellichero, Wm. Paterson	Jr.	29	86	3.0
12.	Tina Oliveri, Anna Maria	Sr.	25	74	3.0
13.	Summer Dalton, Maryville (Tenn.)	Sr.	25	73	2.9
14.	Kristen Hetsko, Merchant Marine	So.	26	72	2.8
15.	Stacie Roshon, Occidental	Jr.	25	69	2.8
16.	Anna Findley, Oglethorpe	So.	29	80	2.8
17.	Maria Tobin, Union (N.Y.)	So.	25	68	2.7
18.	Kieran Burns, SUNYIT	Sr.	25	67	2.7
19.	Kristin Karat, Becker	So.	25	66	2.6
20.	Erica Bilski, Chatham	So.	27	71	2.6
	Staci Humphrey, Greensboro	Sr.	27	71	2.6
22.	Shannon O'Neill, Delaware Valley	Jr.	24	63	2.6
23.	Katie Kestler, Allegheny	Sr.	27	70	2.6
24.	Stephanie Smith, Olivet	Sr.	24	62	2.6
25.	Jane O'Donnell, Washington (Md.)	Fr.	25	64	2.6
26.	Courtney Swain, Franklin	Jr.	24	61	2.5
27.	Melissa Kraft, Drew	Sr.	27	66	2.4
28.	Carlie Beals, Simpson	Jr.	30	73	2.4
29.	Natalie Moyer, Coast Guard	Jr.	26	63	2.4
30.	Maggie Byrne, Cortland St.	So.	29	70	2.4
	Kristy Cramp, Gwynedd-Mercy	So.	29	70	2.4
	Danielle Norton, Phila. Biblical	Fr.	29	70	2.4
33.	Shanice Nesmith, Lincoln (Pa.)	Fr.	27	65	2.4
34.	Angie Meehan, Beloit	Jr.	23	55	2.4
35.	Alisha Moreno, Kenyon	Jr.	27	64	2.4
36.	Jessica Lightfoot, Newbury	Jr.	23	54	2.3
37.	Angela Bethel, Lake Erie	So.	26	61	2.3
38.	Sara Rechnitzer, Randolph	Sr.	24	56	2.3
39.	Jenny Markle, Ohio Northern	Jr.	25	58	2.3
	Katie Moench, Wis.-Superior	Sr.	25	58	2.3
41.	Jackie DeBorger, Catholic	Sr.	26	60	2.3
42.	Sabrina Sanchez, Rutgers-Newark	Jr.	27	62	2.3
43.	Amy Dodd, Gordon	Sr.	25	57	2.3
44.	Sally Nnamani, Lehman	So.	29	66	2.3
45.	Katy Irving, Geneseo St.	Sr.	26	59	2.3
	Ann Seufer, Guilford	Fr.	26	59	2.3
47.	Alex Gee, Thomas More	So.	27	61	2.3
48.	Madie Wolf, Clarke	Jr.	24	54	2.3
49.	Steffi Renninger, Sewanee	Fr.	25	56	2.2
50.	Tracy Hartwig, Buena Vista	Sr.	27	60	2.2

2007 Division III Individual Game Highs

Points

Rk	Name, Team	Cl	Opponent	Date	PTS
1.	Lindsay Ippel, Millikin	Jr.	Robert Morris-S'fiel	12/17/2006	47
2.	Naomi Guise, Aurora	So.	Greenville	11/17/2006	44
3.	Lacey Kennedy, Mississippi Col.	Sr.	Rhodes	11/21/2006	43
4.	Hannah Wolf, Grinnell	Jr.	Ripon	1/19/2007	42
	Brittany Whetts, Neumann	Fr.	FDU-Florham	12/9/2006	42
6.	Staci Humphrey, Greensboro	Sr.	N.C. Wesleyan	2/10/2007	40
7.	Lindsay Ippel, Millikin	Jr.	Augustana (Ill.)	2/10/2007	39
	Colleen Clarke, Cazenovia	Fr.	SUNYIT	1/6/2007	39
9.	Staci Humphrey, Greensboro	Sr.	Peace	2/20/2007	38
	Rebecca Welch, Eastern Nazarene	Sr.	Wentworth Inst.	2/17/2007	38
	Sara Rechnitzer, Randolph	Sr.	Hollins	1/17/2007	38
	Lindsay Ippel, Millikin	Jr.	Augustana (Ill.)	1/16/2007	38
	Rebecca Welch, Eastern Nazarene	Sr.	Anna Maria	1/9/2007	38
	Rebekah Forsyth, Rose-Hulman	Sr.	Marian (Ind.)	12/17/2006	38
	Amber Bodrick, Thiel	So.	Bethany (W.V.)	12/9/2006	38
	Megan Scheele, Edgewood	So.	Carroll (Wis.)	11/17/2006	38

Field-Goal Percentage

Minimum 10 Made

Rk	Name, Team	Cl	Opponent	Date	FGM-A	FG%
1.	Amanda Baker, Medaille	Jr.	Pitt.-Greensburg	2/3/2007	13-13	100
	Kelsey Duoss, Wis.-Stout	Sr.	Simpson	3/2/2007	10-10	100
	Mary Symonds, Elmira	So.	Alfred	1/27/2007	10-10	100
4.	Lindsay Ippel, Millikin	Jr.	Augustana (Ill.)	1/16/2007	14-15	93.3
5.	Ashley McFetridge, Eastern Conn. St.	So.	Keene St.	2/6/2007	13-14	92.9
6.	Bonnie Hirtle, Curry	Jr.	Eastern Nazarene	1/25/2007	12-13	92.3
7.	Tamika Curtis, Benedictine (Ill.)	Jr.	Alverno	2/3/2007	11-12	91.7
	Jenna Boehm, Lakeland	Sr.	Wis. Lutheran	1/13/2007	11-12	91.7
	Keilyn Fujioka, Willamette	Fr.	Cal St. East Bay	12/30/2006	11-12	91.7
	Alyssa Burns, Maine Maritime	Sr.	Elms	12/9/2006	11-12	91.7
	Liz Bondi, DePauw	Sr.	Centre	12/2/2006	11-12	91.7

Three-Point Field Goals Made

Rk	Name, Team	Cl	Opponent	Date	3FG
1.	Mallory Heydorn, Ill. Wesleyan	So.	Augustana (Ill.)	2/14/2007	11
2.	Jessica Babcock, Albion	Sr.	Tri-State	2/3/2007	10
3.	Tina Oliveri, Anna Maria	Sr.	Regis (Mass.)	1/27/2007	9
	Melissa Beyruti, Kean	So.	Rutgers-Camden	1/24/2007	9
	Kieran Burns, SUNYIT	Sr.	Cazenovia	1/6/2007	9
	Kristy Cramp, Gwynedd-Mercy	So.	Nazareth	12/28/2006	9
7.	Brittany Gardner, Eureka	Jr.	Principia	1/23/2007	8
	Sara Cavanaugh, Cortland St.	Jr.	Geneseo St.	1/19/2007	8
	Mallory Heydorn, Ill. Wesleyan	So.	Emory	12/29/2006	8
	Jessica Doane, Baptist Bible (Pa.)	Sr.	Lancaster Bible	12/15/2006	8
	Kim Drosdik, Thomas (Me.)	Sr.	Colby	12/3/2006	8
	Courtney Swain, Franklin	Jr.	Bluffton	12/2/2006	8
	Ann Seufer, Guilford	Fr.	Bennett	11/18/2006	8

Three-Point Field-Goal Percentage

Minimum 6 Made

Rk	Name, Team	Cl	Opponent	Date	3FG-A	3FG%
1.	Kyle Haag, Pacific Lutheran	Jr.	Whitworth	2/10/2007	6-6	100
	Kristin Malone, Hanover	So.	Mt. St. Joseph	12/6/2006	6-6	100
	Megan Walczak, Benedictine (Ill.)	Jr.	Rockford	11/29/2006	6-6	100
	Mackenzi Thompson, Capital	Fr.	Kenyon	11/18/2006	6-6	100
5.	Molly Kane, Hamilton	So.	William Smith	1/23/2007	7-8	87.5
	Jessica Doane, Baptist Bible (Pa.)	Sr.	Yeshiva	12/17/2006	7-8	87.5
7.	Mackenzie O'Neil, St. Benedict	Jr.	Carleton	1/24/2007	6-7	85.7
	Tori Huggins, Hendrix	Sr.	Millsaps	1/21/2007	6-7	85.7
	Caitlin Graessle, Capital	So.	Baldwin-Wallace	1/20/2007	6-7	85.7
	Latoshia Burrell, Wartburg	Sr.	Cornell College	1/12/2007	6-7	85.7
	Lynnea Kvam, Wheaton (Ill.)	So.	North Central (Ill.)	1/6/2007	6-7	85.7
	Latrese McNair, New Jersey City	Sr.	Lehman	12/13/2006	6-7	85.7
	Jess Barrows, Hamilton	Jr.	John Carroll	11/18/2006	6-7	85.7

Free-Throw Percentage

Minimum 12 Made

Rk	Name, Team	Cl	Opponent	Date	FT-FTA	FT%
1.	Erin Walton, Elizabethtown	Jr.	Susquehanna	11/28/2006	16-16	100
	Julie Leach, Transylvania	So.	Mt. St. Joseph	1/24/2007	15-15	100
	Tori Huggins, Hendrix	Sr.	Merchant Marine	12/29/2006	15-15	100
	Erin Moseley, Daniel Webster	Sr.	Emmanuel (Mass.)	2/10/2007	14-14	100
	Laura Mount, North Park	Sr.	Elmhurst	2/10/2007	14-14	100
	Jessica McEntee, New York U.	So.	Chicago	2/4/2007	14-14	100
	Megan Sampsell, Alfred	Sr.	Nazareth	2/3/2007	14-14	100
	Christy Freeman, Peace	So.	N.C. Wesleyan	1/31/2007	14-14	100
	Katie Lewandowski, Waynesburg	Sr.	Bethany (W.V.)	1/17/2007	14-14	100
	Robin Morrow, Framingham St.	Jr.	New England	1/11/2007	14-14	100
	Eileen Flaherty, Bowdoin	Sr.	Emmanuel (Mass.)	1/6/2007	13-13	100
	Mary Kate Daley, Ursinus	Sr.	Moravian	12/9/2006	13-13	100
	Courtney Long, Roanoke	Fr.	Randolph-Macon	12/2/2006	13-13	100
	Jess Vadnais, Gust. Adolphus	Jr.	Carleton	2/17/2007	12-12	100
	Andrea Muszynski, St. Lawrence	Sr.	Hamilton	2/9/2007	12-12	100
	Jessica Page, Regis (Mass.)	Fr.	Roger Williams	2/1/2007	12-12	100
	Tracy Hartwig, Buena Vista	Sr.	Wartburg	1/27/2007	12-12	100
	Jessica Doane, Baptist Bible (Pa.)	Sr.	Keystone	1/25/2007	12-12	100
	Danielle Pettay, Sewanee	Sr.	Piedmont	1/22/2007	12-12	100
	Meghan DePatsy, Anna Maria	Sr.	Wentworth Inst.	1/20/2007	12-12	100
	Melanie Hageman, Concordia-M'head	Jr.	St. Benedict	1/20/2007	12-12	100
	Crystal Castle, Lewis & Clark	Jr.	Pacific (Ore.)	1/9/2007	12-12	100
	Laura Sears, Regis (Mass.)	So.	Eastern Nazarene	1/6/2007	12-12	100
	Lisa Imel, Illinois Col.	Jr.	Hanover	12/29/2006	12-12	100
	Erin Walton, Elizabethtown	Jr.	Lycoming	11/26/2006	12-12	100
	Jen Nichols, Dubuque	Fr.	Wis.-Platteville	11/24/2006	12-12	100

Rebounds

Rk	Name, Team	Cl	Opponent	Date	REB
1.	Erin Moseley, Daniel Webster	Sr.	Johnson & Wales (R.I.)	1/27/2007	25
2.	Christina Bordini, Framingham St.	Jr.	Johnson & Wales (R.I.)	12/2/2006	24
	Brittany Braxton, Frank. & Marsh.	Jr.	Haverford	11/29/2006	24
4.	Chari' Cooper, Kean	Jr.	Rutgers-Camden	2/17/2007	23

Assists

Rk	Name, Team	Cl	Opponent	Date	AST
1.	Sarah Barton, Bates	Jr.	Husson	11/29/2006	18
2.	Kasey Hicks, Immaculata	So.	Eastern	1/18/2007	16
3.	Sam Hood, Wilmington (Ohio)	Sr.	Muskingum	1/17/2007	15
	Autumn Charnley, Albion	So.	Hope	12/20/2006	15
5.	Ashley Norton, Ferrum	Fr.	N.C. Wesleyan	1/28/2007	14
	Beth Reed, Maryville (Tenn.)	Sr.	Huntingdon	1/13/2007	14

Blocked Shots

Rk	Name, Team	Cl	Opponent	Date	BLKS
1.	Kelsey Duoss, Wis.-Stout	Sr.	Wis.-Whitewater	1/27/2007	10
	Ashley Katch, Simpson	Jr.	Coe	1/17/2007	10
	Tiffany Boyd, New Jersey City	Jr.	Kean	12/9/2006	10
	Ashley Katch, Simpson	Jr.	William Penn	12/9/2006	10
	Ashley Katch, Simpson	Jr.	Loras	11/28/2006	10
	Tanisha Foster, Villa Julie	Jr.	Frank. & Marsh.	11/19/2006	10

Steals

Rk	Name, Team	Cl	Opponent	Date	ST
1.	Gloria Broady, Notre Dame (Md.)	Jr.	Hood	1/10/2007	11
	Rochelle Clark, Farmingdale St.	Sr.	St. Joseph's (L.I.)	12/6/2006	11
	Latrese McNair, New Jersey City	Sr.	Rutgers-Newark	12/6/2006	11

2007 Division III Team Leaders

Scoring Defense

Rk	Team	G	Opp. Pts.	Opp. PPG
1.	Howard Payne	30	1,350	45.0
2.	Bowdoin	31	1,477	47.6
3.	Mary Washington	34	1,624	47.8
4.	WPI	30	1,433	47.8
5.	Dickinson	28	1,347	48.1
6.	Maine Maritime	29	1,420	49.0
7.	Keuka	26	1,276	49.1
8.	Agnes Scott	25	1,244	49.8
9.	Norwich	28	1,406	50.2
10.	Susquehanna	26	1,314	50.5
11.	Salve Regina	29	1,467	50.6
12.	Cabrini	28	1,446	51.6
13.	Phila. Biblical	29	1,498	51.7
	Luther	29	1,498	51.7
15.	George Fox	26	1,347	51.8
16.	Messiah	29	1,513	52.2
17.	Emerson	26	1,359	52.3
18.	Gust. Adolphus	28	1,468	52.4
19.	Thomas More	27	1,417	52.5
20.	St. Benedict	28	1,470	52.5
	Brandeis	26	1,365	52.5
22.	Fitchburg St.	29	1,524	52.6
23.	Me.-Farmington	29	1,527	52.7
24.	Suffolk	28	1,476	52.7
25.	Stevens Institute	28	1,482	52.9
26.	Villa Julie	28	1,483	53.0
27.	Rutgers-Newark	27	1,437	53.2
28.	Medaille	28	1,493	53.3
29.	Tufts	26	1,388	53.4
30.	Colby-Sawyer	28	1,495	53.4
31.	Puget Sound	31	1,656	53.4
32.	Baptist Bible (Pa.)	30	1,604	53.5
33.	North Park	24	1,287	53.6
	Pacific Lutheran	24	1,287	53.6
35.	St. Lawrence	28	1,506	53.8
36.	Calvin	31	1,669	53.8
37.	Va. Wesleyan	28	1,508	53.9
38.	Wis.-River Falls	27	1,455	53.9
39.	Concordia (Wis.)	27	1,456	53.9
40.	Denison	30	1,620	54.0
	Williams	27	1,458	54.0
42.	McDaniel	27	1,459	54.0
43.	Mount Holyoke	29	1,569	54.1
44.	Penn St.-Behrend	27	1,461	54.1
45.	Westminster (Pa.)	29	1,574	54.3
46.	Brockport St.	30	1,633	54.4
47.	Lakeland	26	1,421	54.7
48.	Linfield	25	1,370	54.8
49.	Manchester	28	1,537	54.9
50.	Scranton	30	1,647	54.9

Field-Goal Percentage Defense

Rk	Team	G	Opp. FG	Opp. FGA	Opp. FG%
1.	Mary Washington	34	563	1,870	30.1
2.	Keuka	26	457	1,511	30.2
3.	Howard Payne	30	522	1,661	31.4
4.	Maine Maritime	29	502	1,597	31.4
5.	Medaille	28	558	1,744	32.0
6.	Cortland St.	29	595	1,859	32.0
7.	Me.-Farmington	29	574	1,776	32.3
8.	Colby-Sawyer	28	530	1,636	32.4
9.	Norwich	28	500	1,536	32.6
10.	TCNJ	27	511	1,569	32.6
11.	Cabrini	28	500	1,521	32.9
12.	Salve Regina	29	548	1,659	33.0
13.	Stevens Institute	28	509	1,539	33.1
14.	Scranton	30	583	1,741	33.5
15.	Wash. & Lee	27	582	1,738	33.5
16.	Albright	28	537	1,600	33.6
17.	Notre Dame (Md.)	25	480	1,425	33.7
18.	George Fox	26	503	1,493	33.7
19.	Gettysburg	26	492	1,460	33.7
20.	King's (Pa.)	30	634	1,878	33.8
21.	Medgar Evers	26	574	1,700	33.8
22.	Muhlenberg	26	521	1,542	33.8
23.	Chicago	25	524	1,548	33.9
24.	Fitchburg St.	29	542	1,598	33.9
25.	New York U.	31	657	1,934	34.0
26.	Montclair St.	28	542	1,591	34.1
27.	Minn.-Morris	27	546	1,596	34.2
28.	Calvin	31	592	1,730	34.2
29.	McDaniel	27	528	1,533	34.4
30.	Emerson	26	473	1,371	34.5
31.	Mt. St. Mary (N.Y.)	29	571	1,655	34.5
32.	Agnes Scott	25	451	1,306	34.5
33.	Lehman	29	581	1,681	34.6
34.	Simmons	24	534	1,541	34.7
35.	Huntingdon	26	580	1,671	34.7
36.	Dickinson	28	483	1,391	34.7
37.	Tufts	26	488	1,405	34.7
38.	Johns Hopkins	23	456	1,311	34.8
39.	Merchant Marine	26	538	1,545	34.8
40.	Bowdoin	31	553	1,588	34.8
41.	Thomas More	27	520	1,488	34.9
42.	Emmanuel (Mass.)	30	580	1,659	35.0
43.	Roger Williams	26	563	1,610	35.0
44.	Gwynedd-Mercy	29	616	1,756	35.1
45.	WPI	30	520	1,482	35.1
46.	Brandeis	26	490	1,394	35.2
47.	Ursinus	29	593	1,686	35.2
48.	Washington-St. Louis	31	627	1,781	35.2
49.	St. Thomas (Minn.)	26	481	1,365	35.2
50.	Denison	30	606	1,716	35.3

Free-Throw Percentage

Rk	Team	GM	FTM	FTA	FT%
1.	Bridgewater (Va.)	26	387	499	77.6
2.	North Park	24	313	413	75.8
3.	Hendrix	26	422	557	75.8
4.	Moravian	30	538	711	75.7
5.	Rose-Hulman	26	463	614	75.4
6.	Rhodes	26	418	556	75.2
7.	Wis.-Eau Claire	28	353	470	75.1
8.	Drew	27	389	519	75.0
9.	New York U.	31	574	766	74.9
10.	Randolph-Macon	31	438	587	74.6
11.	Gust. Adolphus	28	408	548	74.5
12.	Penn St.-Behrend	27	360	484	74.4
13.	Transylvania	28	469	631	74.3
14.	Lewis & Clark	25	418	563	74.2
15.	Coast Guard	26	403	544	74.1
16.	Western Conn. St.	27	371	501	74.1
17.	Elizabethtown	24	328	444	73.9
18.	North Central (Ill.)	25	350	474	73.8
19.	Catholic	26	414	561	73.8
20.	Central (Iowa)	25	256	347	73.8
21.	Wheaton (Mass.)	30	333	452	73.7
22.	St. Lawrence	28	363	494	73.5
23.	Carroll (Wis.)	27	432	588	73.5
24.	Middlebury	25	300	409	73.3
25.	Otterbein	26	367	501	73.3
26.	Millikin	26	382	522	73.2
27.	Concordia-M'head	27	404	553	73.1
28.	Ohio Wesleyan	26	424	581	73.0
29.	WPI	30	372	510	72.9
30.	Brandeis	26	412	565	72.9
31.	Wis. Lutheran	26	277	380	72.9
32.	Scranton	30	436	599	72.8
33.	Bluffton	25	390	536	72.8
34.	DePauw	34	478	657	72.8
35.	Buena Vista	27	425	585	72.6
36.	Denison	30	370	510	72.5
37.	Whitman	25	303	418	72.5
38.	Whitworth	25	317	438	72.4
39.	Messiah	29	437	604	72.4
40.	Oglethorpe	29	439	607	72.3
41.	Alvernia	27	388	537	72.3
42.	Benedictine (Ill.)	28	328	454	72.2

Rk	Team	GM	FTM	FTA	FT%
43.	St. Scholastica	25	346	479	72.2
44.	Chris. Newport	30	424	587	72.2
45.	St. Mary's (Ind.)	25	386	535	72.1
46.	Baruch	30	447	620	72.1
47.	MIT	24	255	354	72.0
48.	Hartwick	23	314	436	72.0
49.	Albion	26	319	443	72.0
50.	Delaware Valley	24	349	485	72.0

Rebound Margin Per Game

Rk	Team	GM	OWN REB	OWN RPG	OPP REB	OPP RPG	REB MAR
1.	Johns Hopkins	23	1,123	48.8	830	36.1	12.7
2.	Maine Maritime	29	1,341	46.2	993	34.2	12.0
3.	Lake Forest	27	1,215	45.0	914	33.9	11.1
4.	Chicago	25	1,148	45.9	878	35.1	10.8
5.	Wash. & Lee	27	1,310	48.5	1,034	38.3	10.2
6.	Hope	28	1,210	43.2	949	33.9	9.3
7.	DePauw	34	1,384	40.7	1,069	31.4	9.3
8.	Albright	28	1,289	46.0	1,033	36.9	9.1
9.	Stevens Institute	28	1,253	44.8	1,002	35.8	9.0
10.	Mary Washington	34	1,482	43.6	1,179	34.7	8.9
11.	Wash. & Jeff.	29	1,198	41.3	941	32.4	8.9
12.	Norwich	28	1,192	42.6	959	34.3	8.3
13.	Wis.-Stevens Point	25	986	39.4	778	31.1	8.3
14.	Rensselaer	27	1,165	43.1	941	34.9	8.3
15.	Hardin-Simmons	26	1,066	41.0	852	32.8	8.2
16.	Salve Regina	29	1,284	44.3	1,048	36.1	8.1
	Westminster (Pa.)	29	1,150	39.7	914	31.5	8.1
18.	Chestnut Hill	26	1,225	47.1	1,014	39.0	8.1
19.	Bowdoin	31	1,277	41.2	1,026	33.1	8.1
20.	Notre Dame (Md.)	25	1,180	47.2	978	39.1	8.1
21.	Thomas More	27	1,091	40.4	875	32.4	8.0
	Monmouth (Ill.)	23	1,023	44.5	839	36.5	8.0
23.	Agnes Scott	25	1,094	43.8	895	35.8	8.0
24.	Wilmington (Ohio)	30	1,353	45.1	1,116	37.2	7.9
25.	Carleton	27	1,088	40.3	875	32.4	7.9
26.	Rivier	26	1,288	49.5	1,083	41.7	7.9
27.	Washington-St. Louis	31	1,323	42.7	1,080	34.8	7.8
28.	Claremont-M-S	25	992	39.7	801	32.0	7.6
29.	Wis.-Stout	29	1,238	42.7	1,019	35.1	7.6
30.	Medaille	28	1,254	44.8	1,044	37.3	7.5
31.	New York U.	31	1,410	45.5	1,181	38.1	7.4
32.	Kean	31	1,467	47.3	1,239	40.0	7.4
33.	Medgar Evers	26	1,305	50.2	1,115	42.9	7.3
34.	Baruch	30	1,352	45.1	1,135	37.8	7.2
35.	Roger Williams	26	1,142	43.9	955	36.7	7.2
36.	D'Youville	25	1,086	43.4	913	36.5	6.9
37.	Greenville	28	1,207	43.1	1,015	36.3	6.9
38.	Chris. Newport	30	1,291	43.0	1,088	36.3	6.8
	Denison	30	1,243	41.4	1,040	34.7	6.8
40.	East Tex. Baptist	27	1,279	47.4	1,099	40.7	6.7
41.	St. Joseph's (Me.)	26	1,090	41.9	918	35.3	6.6
42.	Hartwick	23	959	41.7	810	35.2	6.5
43.	Rochester (N.Y.)	28	1,149	41.0	969	34.6	6.4
44.	Albion	26	1,060	40.8	894	34.4	6.4
45.	Union (N.Y.)	25	988	39.5	830	33.2	6.3
46.	Rose-Hulman	26	975	37.5	813	31.3	6.2
47.	Southern Me.	30	1,168	38.9	982	32.7	6.2
48.	Marymount (Va.)	28	1,197	42.8	1,024	36.6	6.2
49.	Occidental	25	1,028	41.1	875	35.0	6.1
50.	Eastern Conn. St.	27	1,156	42.8	995	36.9	6.0

Three-Point Field Goals Per Game

Rk	Team	GM	3PFG	3PPG
1.	Grinnell	23	210	9.1
2.	Ill. Wesleyan	28	247	8.8
3.	Central (Iowa)	25	192	7.7
4.	Maryville (Tenn.)	28	214	7.6
5.	King's (Pa.)	30	227	7.6
6.	Thomas (Me.)	26	196	7.5
7.	Castleton	28	202	7.2
8.	St. Benedict	28	197	7.0
9.	Muskingum	26	177	6.8
10.	Merchant Marine	26	174	6.7
11.	Denison	30	199	6.6
12.	Ohio Wesleyan	26	172	6.6
13.	Pitt.-Greensburg	26	171	6.6
14.	Kenyon	27	177	6.6
15.	Maine Maritime	29	190	6.6
16.	Rivier	26	170	6.5
17.	Occidental	25	163	6.5
18.	Otterbein	26	169	6.5
	Olivet	24	156	6.5
20.	Mt. St. Vincent	27	174	6.4
21.	Cornell College	25	161	6.4
22.	Oglethorpe	29	186	6.4
	Gwynedd-Mercy	29	186	6.4
24.	Coast Guard	26	166	6.4
25.	Redlands	24	152	6.3
26.	Cortland St.	29	183	6.3
27.	Rhodes	26	164	6.3
28.	Wilmington (Ohio)	30	189	6.3
29.	Delaware Valley	24	151	6.3
30.	Chapman	29	182	6.3
31.	Calvin	31	194	6.3
32.	Dallas	27	168	6.2
33.	Ithaca	28	173	6.2
34.	McMurry	29	179	6.2
35.	Carnegie Mellon	25	154	6.2
	Westminster (Mo.)	25	154	6.2
37.	Maryville (Mo.)	28	172	6.1
38.	Allegheny	27	165	6.1
39.	Va. Wesleyan	28	171	6.1
	Cabrini	28	171	6.1
	Transylvania	28	171	6.1
42.	Staten Island	27	163	6.0
43.	Fitchburg St.	29	174	6.0
	Alvernia	27	162	6.0
	Wis.-Superior	25	150	6.0
	Lycoming	25	150	6.0
47.	Bowdoin	31	185	6.0
48.	Buena Vista	27	161	6.0
49.	Wesley	25	149	6.0
50.	DePauw	34	202	5.9

Assists Per Game

Rk	Team	GM	A	APG
1.	Randolph-Macon	31	590	19.0
2.	Otterbein	26	479	18.4
3.	Emmanuel (Mass.)	30	541	18.0
4.	Maryville (Tenn.)	28	502	17.9
5.	Maryville (Mo.)	28	501	17.9
6.	Gwynedd-Mercy	29	511	17.6
7.	DePauw	34	599	17.6
8.	Springfield	26	457	17.6
9.	Ferrum	28	492	17.6
10.	Scranton	30	524	17.5
11.	Medaille	28	485	17.3
12.	Me.-Farmington	29	500	17.2
13.	Simpson	30	509	17.0
14.	Rochester (N.Y.)	28	474	16.9
15.	Mary Washington	34	574	16.9
16.	McMurry	29	489	16.9
17.	Va. Wesleyan	28	472	16.9
18.	Bates	25	421	16.8
19.	Mt. St. Mary (N.Y.)	29	486	16.8
20.	Hardin-Simmons	26	434	16.7
21.	Piedmont	26	431	16.6
22.	Benedictine (Ill.)	28	458	16.4
	Ithaca	28	458	16.4
24.	John Jay	28	457	16.3
25.	Chris. Newport	30	489	16.3
	Brockport St.	30	489	16.3
27.	Calvin	31	503	16.2
28.	Southern Me.	30	486	16.2
29.	Rivier	26	421	16.2
30.	Greensboro	27	436	16.1
31.	Colby-Sawyer	28	448	16.0
	William Smith	28	448	16.0
33.	Norwich	28	446	15.9
34.	McDaniel	27	430	15.9
35.	Ozarks (Ark.)	26	414	15.9
36.	New York U.	31	491	15.8
37.	Wheaton (Mass.)	30	472	15.7
38.	Albion	26	409	15.7
	Millikin	26	409	15.7
40.	D'Youville	25	393	15.7

Rk	Team	GM	A	APG
41.	Bridgewater St.	25	392	15.7
42.	Franklin	24	376	15.7
43.	Denison	30	469	15.6
44.	Minn.-Morris	27	422	15.6
45.	Bowdoin	31	483	15.6
46.	Mary Hardin-Baylor	26	404	15.5
	Baldwin-Wallace	26	404	15.5
48.	Washington (Md.)	25	388	15.5
49.	Maine Maritime	29	450	15.5
50.	Kean	31	481	15.5

Steals Per Game

Rk	Team	G	S	SPG
1.	Maryville (Mo.)	28	505	18.0
2.	Emmanuel (Mass.)	30	526	17.5
3.	Elmira	28	473	16.9
4.	Farmingdale St.	29	483	16.7
5.	Agnes Scott	25	383	15.3
6.	Lincoln (Pa.)	27	412	15.3
7.	Lehman	29	441	15.2
8.	Fitchburg St.	29	435	15.0
	Curry	26	390	15.0
10.	Baruch	30	444	14.8
11.	Centenary (N.J.)	25	366	14.6
12.	Rivier	26	376	14.5
13.	Mt. St. Vincent	27	390	14.4
	LaGrange	27	390	14.4
15.	Staten Island	27	374	13.9
16.	Howard Payne	30	414	13.8
17.	Bridgewater St.	25	344	13.8
18.	Maryville (Tenn.)	28	384	13.7
19.	Notre Dame (Md.)	25	341	13.6
20.	Lake Forest	27	364	13.5
21.	Kean	31	413	13.3
22.	Lasell	26	345	13.3
23.	Hope	28	368	13.1
24.	Old Westbury	26	341	13.1
25.	Southern Vt.	24	314	13.1
26.	Rutgers-Camden	25	326	13.0
27.	Frostburg St.	26	335	12.9
28.	Wm. Paterson	29	373	12.9
29.	Spelman	21	270	12.9
30.	Keuka	26	334	12.8
31.	Monmouth (Ill.)	23	295	12.8
32.	St. Benedict	28	359	12.8
33.	Oneonta St.	26	332	12.8
34.	Marian (Wis.)	25	319	12.8
35.	Me.-Farmington	29	369	12.7
36.	Luther	29	368	12.7
37.	Medgar Evers	26	329	12.7
38.	Salem St.	28	354	12.6
39.	Bridgewater (Va.)	26	328	12.6
40.	Ferrum	28	349	12.5
41.	Randolph-Macon	31	386	12.5
42.	Nichols	28	348	12.4
43.	Scranton	30	371	12.4
44.	Pine Manor	25	309	12.4
	Wentworth Inst.	25	309	12.4
46.	Minn.-Morris	27	333	12.3
47.	Juniata	25	308	12.3
48.	Ithaca	28	344	12.3
	Gust. Adolphus	28	344	12.3
50.	Oswego St.	29	356	12.3

Blocks Per Game

Rk	Team	G	BK	BKPG
1.	Simpson	30	251	8.4
2.	Salve Regina	29	213	7.3
3.	New Jersey City	25	172	6.9
4.	Scranton	30	199	6.6
5.	Chris. Newport	30	196	6.5
6.	Eastern Nazarene	25	155	6.2
7.	Mary Washington	34	207	6.1
8.	Piedmont	26	157	6.0
9.	TCNJ	27	158	5.9
10.	Wis.-Stout	29	160	5.5
11.	Calvin	31	170	5.5
12.	Bethel (Minn.)	25	134	5.4
13.	Trinity (Tex.)	25	133	5.3
14.	Anna Maria	25	132	5.3
15.	Wash. & Lee	27	142	5.3
16.	Johns Hopkins	23	120	5.2
17.	Medaille	28	145	5.2
18.	Salem St.	28	144	5.1
19.	John Jay	28	143	5.1
	Colby-Sawyer	28	143	5.1
21.	Lehman	29	148	5.1
22.	Wheaton (Ill.)	28	142	5.1
23.	Denison	30	152	5.1
24.	Mary Hardin-Baylor	26	131	5.0
25.	Minn.-Morris	27	134	5.0
26.	Luther	29	142	4.9
	Cortland St.	29	142	4.9
28.	Grove City	25	121	4.8
29.	Randolph-Macon	31	147	4.7
30.	Lincoln (Pa.)	27	128	4.7
31.	Muhlenberg	26	122	4.7
32.	New York U.	31	144	4.6
33.	Tufts	26	120	4.6
34.	Babson	27	124	4.6
35.	Simmons	24	110	4.6
36.	Hope	28	127	4.5
37.	Washington-St. Louis	31	139	4.5
38.	Emmanuel (Mass.)	30	134	4.5
39.	Becker	26	116	4.5
40.	Haverford	24	107	4.5
41.	George Fox	26	115	4.4
42.	Eastern	25	109	4.4
43.	Hilbert	24	103	4.3
44.	Anderson (Ind.)	26	111	4.3
45.	King's (Pa.)	30	128	4.3
46.	Wis.-Stevens Point	25	106	4.2
47.	Allegheny	27	114	4.2
48.	Hartwick	23	97	4.2
49.	Albright	28	118	4.2
50.	Swarthmore	24	100	4.2

Turnovers Per Game

Rk	Team	G	TO	TOPG
1.	St. Benedict	28	379	13.5
2.	Messiah	29	394	13.6
3.	Ohio Northern	27	374	13.9
4.	Nichols	28	397	14.2
5.	Howard Payne	30	427	14.2
6.	Bowdoin	31	443	14.3
7.	La Roche	25	358	14.3
8.	Dallas	27	390	14.4
9.	Dickinson	28	410	14.6
10.	Thomas (Me.)	26	381	14.7
11.	Puget Sound	31	459	14.8
12.	Baldwin-Wallace	26	387	14.9
13.	North Park	24	363	15.1
14.	Phila. Biblical	29	446	15.4
15.	Grinnell	23	356	15.5
16.	Occidental	25	394	15.8
17.	Wis.-Eau Claire	28	442	15.8
18.	Whitworth	25	397	15.9
19.	Lewis & Clark	25	398	15.9
20.	Transylvania	28	446	15.9
21.	Pacific Lutheran	24	384	16.0
22.	Redlands	24	385	16.0
23.	Manchester	28	452	16.1
24.	Carroll (Wis.)	27	437	16.2
	Williams	27	437	16.2
26.	Heidelberg	25	405	16.2
27.	Washington-St. Louis	31	504	16.3
28.	Va. Wesleyan	28	459	16.4
29.	Drew	27	443	16.4
30.	McMurry	29	476	16.4
31.	Bridgewater (Va.)	26	427	16.4
32.	DePauw	34	559	16.4
33.	Coast Guard	26	428	16.5
34.	Gust. Adolphus	28	461	16.5
35.	Bates	25	412	16.5
	Whitman	25	412	16.5
37.	John Carroll	26	432	16.6
38.	Alvernia	27	449	16.6
39.	St. Lawrence	28	467	16.7
40.	Castleton	28	468	16.7

Rk	Team	G	TO	TOPG
41.	Wis. Lutheran	26	435	16.7
	Hendrix	26	435	16.7
43.	Stevens Institute	28	469	16.8
44.	Franklin	24	403	16.8
45.	Mount Union	27	454	16.8
46.	FDU-Florham	25	422	16.9
47.	Kenyon	27	456	16.9
48.	Delaware Valley	24	406	16.9
49.	Cornell College	25	423	16.9
50.	St. Catherine	26	440	16.9

Personal Fouls Per Game

Rk	Team	GM	PF	PFPG	DQs
1.	Newbury	25	278	11.1	5
2.	Regis (Mass.)	25	309	12.4	6
3.	Rockford	25	310	12.4	4
4.	Caltech	24	298	12.4	3
5.	Edgewood	27	342	12.7	11
6.	CCNY	24	311	13.0	13
7.	Milwaukee Engr.	24	312	13.0	3
8.	Anna Maria	25	331	13.2	7
	Bryn Mawr	25	331	13.2	3
10.	Wesleyan (Ga.)	23	308	13.4	12
11.	Howard Payne	30	411	13.7	5
12.	Alverno	25	343	13.7	3
13.	Carleton	27	374	13.9	5
14.	Wash. & Lee	27	377	14.0	3
15.	Medaille	28	392	14.0	4
16.	Me.-Farmington	29	407	14.0	2
17.	Principia	26	365	14.0	7
18.	Susquehanna	26	367	14.1	2
19.	Phila. Biblical	29	411	14.2	4
	Salve Regina	29	411	14.2	6
21.	Cedar Crest	20	284	14.2	8
22.	Bowdoin	31	441	14.2	1
23.	Coast Guard	26	370	14.2	5
24.	Carroll (Wis.)	27	385	14.3	5
25.	Marymount (Va.)	28	400	14.3	5
26.	Lebanon Valley	24	344	14.3	8
27.	Denison	30	431	14.4	1
28.	Frank. & Marsh	25	362	14.5	2
29.	Utica	27	391	14.5	11
	Rochester Inst.	27	391	14.5	8
31.	Thomas More	27	392	14.5	2
32.	Beloit	23	334	14.5	7
33.	Rosemont	24	349	14.5	7
34.	Cortland St.	29	422	14.6	7
35.	MIT	24	350	14.6	9
36.	Chatham	27	394	14.6	13
37.	St. Elizabeth	25	366	14.6	3
38.	Hanover	24	352	14.7	5
39.	Endicott	29	428	14.8	5
40.	Messiah	29	430	14.8	5
41.	Lakeland	26	386	14.8	5
42.	Elizabethtown	24	357	14.9	1
43.	Macalester	25	372	14.9	7
44.	MacMurray	25	373	14.9	6
45.	Puget Sound	31	464	15.0	5
46.	Immaculata	26	390	15.0	7
	Pacific Lutheran	24	360	15.0	2
	Russell Sage	19	285	15.0	5
49.	Stevens Institute	28	422	15.1	6
50.	Baptist Bible (Pa.)	30	453	15.1	3

Scoring Margin Per Game

Rk	Team	GM	OWN PTS	OWN PPG	OPP PTS	OPP PPG	SCR MAR
1.	Howard Payne	30	2,218	73.9	1,350	45.0	28.9
2.	Mary Washington	34	2,444	71.9	1,624	47.8	24.1
3.	DePauw	34	2,634	77.5	1,868	54.9	22.5
4.	Maine Maritime	29	2,044	70.5	1,420	49.0	21.5
5.	Bowdoin	31	2,132	68.8	1,477	47.6	21.1
6.	Maryville (Mo.)	28	2,263	80.8	1,681	60.0	20.8
7.	Maryville (Tenn.)	28	2,094	74.8	1,541	55.0	19.8
8.	Me.-Farmington	29	2,094	72.2	1,527	52.7	19.6
9.	Gwynedd-Mercy	29	2,182	75.2	1,619	55.8	19.4
10.	Hardin-Simmons	26	2,042	78.5	1,545	59.4	19.1
11.	Hope	28	2,151	76.8	1,624	58.0	18.8
12.	Messiah	29	2,039	70.3	1,513	52.2	18.1
13.	Emmanuel (Mass.)	30	2,200	73.3	1,677	55.9	17.4
14.	Fitchburg St.	29	2,023	69.8	1,524	52.6	17.2
15.	Va. Wesleyan	28	1,989	71.0	1,508	53.9	17.2
16.	Calvin	31	2,197	70.9	1,669	53.8	17.0
17.	Concordia (Wis.)	27	1,911	70.8	1,456	53.9	16.9
18.	Baruch	30	2,300	76.7	1,808	60.3	16.4
19.	Kean	31	2,361	76.2	1,870	60.3	15.8
20.	Baldwin-Wallace	26	1,908	73.4	1,504	57.8	15.5
21.	Medaille	28	1,925	68.8	1,493	53.3	15.4
22.	St. Benedict	28	1,899	67.8	1,470	52.5	15.3
23.	New York U.	31	2,313	74.6	1,842	59.4	15.2
	Randolph-Macon	31	2,295	74.0	1,824	58.8	15.2
25.	Norwich	28	1,827	65.3	1,406	50.2	15.0
26.	Brandeis	26	1,751	67.3	1,365	52.5	14.8
27.	McMurry	29	2,139	73.8	1,724	59.4	14.3
28.	Southern Me.	30	2,175	72.5	1,751	58.4	14.1
29.	Lake Forest	27	1,965	72.8	1,590	58.9	13.9
30.	Scranton	30	2,061	68.7	1,647	54.9	13.8
31.	McDaniel	27	1,829	67.7	1,459	54.0	13.7
32.	Bridgewater (Va.)	26	1,875	72.1	1,522	58.5	13.6
33.	Denison	30	2,015	67.2	1,620	54.0	13.2
34.	Mt. St. Mary (N.Y.)	29	2,005	69.1	1,628	56.1	13.0
35.	Luther	29	1,874	64.6	1,498	51.7	13.0
36.	Ill. Wesleyan	28	2,055	73.4	1,694	60.5	12.9
37.	Simpson	30	2,203	73.4	1,824	60.8	12.6
38.	Gust. Adolphus	28	1,819	65.0	1,468	52.4	12.5
39.	Dickinson	28	1,695	60.5	1,347	48.1	12.4
40.	Williams	27	1,784	66.1	1,458	54.0	12.1
41.	St. Lawrence	28	1,844	65.9	1,506	53.8	12.1
42.	Elmira	28	2,075	74.1	1,742	62.2	11.9
43.	Cabrini	28	1,776	63.4	1,446	51.6	11.8
44.	Penn St.-Behrend	27	1,773	65.7	1,461	54.1	11.6
45.	East Tex. Baptist	27	2,033	75.3	1,724	63.9	11.4
46.	St. Norbert	24	1,670	69.6	1,401	58.4	11.2
47.	Wis.-Stevens Point	25	1,703	68.1	1,427	57.1	11.0
48.	Rose-Hulman	26	1,722	66.2	1,438	55.3	10.9
49.	Cortland St.	29	2,006	69.2	1,690	58.3	10.9
50.	Washington-St. Louis	31	2,073	66.9	1,739	56.1	10.8

Winning Percentage

Rk	Team	W	L	Pct.
1.	Emmanuel (Mass.)	29	1	96.7
2.	Bowdoin	29	2	93.5
3.	Howard Payne	28	2	93.3
4.	Mary Washington	31	3	91.2
	DePauw	31	3	91.2
6.	Calvin	28	3	90.3
7.	Southern Me.	27	3	90.0
	Scranton	27	3	90.0
9.	Cortland St.	26	3	89.7
	Gwynedd-Mercy	26	3	89.7
	Messiah	26	3	89.7
	Fitchburg St.	26	3	89.7
13.	Lake Forest	24	3	88.9
14.	New York U.	27	4	87.1
	Kean	27	4	87.1
16.	Me.-Farmington	25	4	86.2
	Maine Maritime	25	4	86.2
18.	Hope	24	4	85.7
	Norwich	24	4	85.7
	St. Lawrence	24	4	85.7
21.	McDaniel	23	4	85.2
	Concordia (Wis.)	23	4	85.2
23.	Randolph-Macon	26	5	83.9
24.	Wilmington (Ohio)	25	5	83.3
	Denison	25	5	83.3
26.	Luther	24	5	82.8
	Mt. St. Mary (N.Y.)	24	5	82.8
	McMurry	24	5	82.8
29.	Medaille	23	5	82.1
	Maryville (Tenn.)	23	5	82.1
31.	Carroll (Wis.)	22	5	81.5
	Thomas More	22	5	81.5
	East Tex. Baptist	22	5	81.5
34.	Hardin-Simmons	21	5	80.8
	Rose-Hulman	21	5	80.8
36.	Washington-St. Louis	25	6	80.6
37.	Chapman	23	6	79.3
	Wis.-Stout	23	6	79.3

Rk	Team	W	L	Pct.
	Wm. Paterson	23	6	79.3
40.	Colby-Sawyer	22	6	78.6
	Dickinson	22	6	78.6
	Gust. Adolphus	22	6	78.6
	St. Benedict	22	6	78.6
	Maryville (Mo.)	22	6	78.6
	Rochester (N.Y.)	22	6	78.6
	Ill. Wesleyan	22	6	78.6
47.	Penn St.-Behrend	21	6	77.8
48.	Puget Sound	24	7	77.4
49.	Brandeis	20	6	76.9
	Millikin	20	6	76.9

Three-Point Field-Goal Percentage

Rk	Team	GM	3FGM	3FGA	3FG%
1.	DePauw	34	202	516	39.1
2.	Maryville (Tenn.)	28	214	567	37.7
3.	Concordia (Wis.)	27	122	324	37.7
4.	St. Lawrence	28	165	445	37.1
5.	Otterbein	26	169	458	36.9
6.	Simpson	30	164	447	36.7
7.	Emmanuel (Mass.)	30	107	292	36.6
8.	Merchant Marine	26	174	475	36.6
9.	Wis.-Stevens Point	25	117	320	36.6
10.	St. Catherine	26	148	407	36.4
11.	Messiah	29	136	375	36.3
12.	Randolph-Macon	31	153	424	36.1
13.	Muskingum	26	177	492	36.0
14.	Wis.-Superior	25	150	418	35.9
15.	Wheaton (Mass.)	30	130	365	35.6
16.	Ill. Wesleyan	28	247	694	35.6
17.	D'Youville	25	96	270	35.6
18.	Southern Me.	30	178	501	35.5
19.	King's (Pa.)	30	227	639	35.5
20.	Oglethorpe	29	186	528	35.2
21.	Thomas More	27	151	430	35.1
22.	Anna Maria	25	139	398	34.9
23.	Buena Vista	27	161	461	34.9
24.	St. Benedict	28	197	565	34.9
25.	Defiance	25	114	327	34.9
26.	Geneseo St.	26	108	310	34.8
27.	Oberlin	26	95	273	34.8
28.	Penn St.-Behrend	27	91	262	34.7
29.	St. Mary's (Ind.)	25	91	263	34.6
30.	Loras	27	128	370	34.6
31.	Calvin	31	194	561	34.6
32.	Franklin	24	120	348	34.5
33.	Alvernia	27	162	470	34.5
34.	Rochester (N.Y.)	28	142	412	34.5
35.	Rose-Hulman	26	93	270	34.4
36.	Anderson (Ind.)	26	96	279	34.4
37.	Case Reserve	25	141	410	34.4
38.	Bridgewater St.	25	67	195	34.4
39.	McMurry	29	179	521	34.4
40.	Hamilton	28	157	457	34.4
41.	Catholic	26	148	431	34.3
42.	Redlands	24	152	443	34.3
43.	Chapman	29	182	531	34.3
44.	Baldwin-Wallace	26	117	342	34.2
45.	Claremont-M-S	25	83	243	34.2
46.	Hope	28	132	388	34.0
47.	Delaware Valley	24	151	444	34.0
48.	Brandeis	26	153	450	34.0
49.	Westminster (Mo.)	25	154	453	34.0
50.	Rochester Inst.	27	114	336	33.9

Field-Goal Percentage

Rk	Team	GM	FGM	FGA	FG%
1.	Hardin-Simmons	26	738	1,557	47.4
2.	Millikin	26	666	1,420	46.9
3.	Otterbein	26	776	1,664	46.6
4.	DePauw	34	977	2,100	46.5
5.	Carroll (Wis.)	27	643	1,398	46.0
6.	St. Norbert	24	619	1,358	45.6
7.	Simpson	30	838	1,840	45.5
8.	Calvin	31	797	1,757	45.4
9.	Hope	28	783	1,729	45.3
10.	Wis.-Stevens Point	25	635	1,403	45.3
11.	Baldwin-Wallace	26	730	1,614	45.2
12.	Maryville (Tenn.)	28	752	1,667	45.1
13.	Hendrix	26	701	1,555	45.1
14.	Luther	29	691	1,543	44.8
15.	Messiah	29	733	1,640	44.7
16.	McMurry	29	809	1,815	44.6
17.	Randolph-Macon	31	852	1,924	44.3
18.	Mary Washington	34	884	1,997	44.3
19.	St. Catherine	26	720	1,628	44.2
20.	Howard Payne	30	764	1,730	44.2
21.	Southern Me.	30	741	1,678	44.2
22.	Bridgewater St.	25	656	1,486	44.1
23.	Wis.-Stout	29	752	1,706	44.1
24.	Ferrum	28	800	1,815	44.1
25.	Carleton	27	610	1,389	43.9
26.	Monmouth (Ill.)	23	645	1,469	43.9
27.	Wash. & Jeff.	29	724	1,649	43.9
28.	Capital	27	701	1,597	43.9
29.	Chris. Newport	30	820	1,871	43.8
30.	Concordia (Wis.)	27	728	1,662	43.8
31.	Muskingum	26	663	1,519	43.6
32.	La Verne	26	644	1,476	43.6
33.	Emmanuel (Mass.)	30	866	1,992	43.5
34.	Springfield	26	663	1,527	43.4
35.	Fontbonne	26	661	1,525	43.3
36.	Methodist	26	667	1,539	43.3
37.	Baruch	30	870	2,011	43.3
38.	Norwich	28	703	1,626	43.2
39.	Olivet	24	597	1,381	43.2
40.	Penn St.-Behrend	27	661	1,540	42.9
41.	Piedmont	26	650	1,516	42.9
42.	Chicago	25	659	1,539	42.8
43.	Wheaton (Mass.)	30	742	1,736	42.7
44.	Bridgewater (Va.)	26	689	1,613	42.7
45.	Washington-St. Louis	31	776	1,817	42.7
46.	Wilmington (Ohio)	30	779	1,825	42.7
47.	Thomas More	27	612	1,435	42.6
48.	Mississippi Col.	26	650	1,526	42.6
49.	Medaille	28	723	1,700	42.5
50.	Claremont-M-S	25	537	1,263	42.5

Scoring Offense

Rk	Team	GM	PTS	PPG
1.	Maryville (Mo.)	28	2,263	80.8
2.	Otterbein	26	2,088	80.3
3.	Hardin-Simmons	26	2,042	78.5
4.	DePauw	34	2,634	77.5
5.	Ferrum	28	2,155	77.0
6.	Hope	28	2,151	76.8
7.	Baruch	30	2,300	76.7
8.	Kean	31	2,361	76.2
9.	Oglethorpe	29	2,201	75.9
10.	East Tex. Baptist	27	2,033	75.3
11.	Gwynedd-Mercy	29	2,182	75.2
12.	Maryville (Tenn.)	28	2,094	74.8
13.	New York U.	31	2,313	74.6
14.	Hendrix	26	1,931	74.3
15.	Wilmington (Ohio)	30	2,226	74.2
16.	Elmira	28	2,075	74.1
17.	Randolph-Macon	31	2,295	74.0
18.	Howard Payne	30	2,218	73.9
19.	McMurry	29	2,139	73.8
20.	Simpson	30	2,203	73.4
21.	Ill. Wesleyan	28	2,055	73.4
22.	Baldwin-Wallace	26	1,908	73.4
23.	Emmanuel (Mass.)	30	2,200	73.3
24.	Centenary (N.J.)	25	1,830	73.2
25.	Trinity (Tex.)	25	1,822	72.9
26.	Lake Forest	27	1,965	72.8
27.	Wis.-Stout	29	2,110	72.8
28.	Southern Me.	30	2,175	72.5
29.	St. Catherine	26	1,884	72.5
30.	Farmingdale St.	29	2,100	72.4
31.	DeSales	26	1,882	72.4
32.	Me.-Farmington	29	2,094	72.2
33.	Greensboro	27	1,948	72.1
34.	Bridgewater (Va.)	26	1,875	72.1
35.	Buena Vista	27	1,946	72.1
36.	Rivier	26	1,871	72.0
37.	Transylvania	28	2,014	71.9
38.	Mary Washington	34	2,444	71.9

Rk	Team	GM	PTS	PPG
39.	Monmouth (Ill.)	23	1,652	71.8
40.	Muskingum	26	1,856	71.4
41.	Chris. Newport	30	2,137	71.2
42.	Lincoln (Pa.)	27	1,923	71.2
43.	Va. Wesleyan	28	1,989	71.0
44.	Ozarks (Ark.)	26	1,844	70.9
45.	Calvin	31	2,197	70.9
46.	Concordia (Wis.)	27	1,911	70.8
47.	Olivet	24	1,695	70.6
48.	York (Pa.)	27	1,904	70.5
49.	Maine Maritime	29	2,044	70.5
50.	Ithaca	28	1,970	70.4

2007 Division III Team Game Highs

Points

Rk	Team	Opponent	Date	PTS
1.	Va. Wesleyan	Randolph	12/9/2006	117
2.	Maryville (Tenn.)	Wesleyan (Ga.)	12/2/2006	116
3.	Marian (Wis.)	Valley Forge Christian	11/17/2006	114
4.	DePauw	Fontbonne	11/21/2006	113
	Maine Maritime	Maritime (N.Y.)	11/17/2006	113
6.	Randolph-Macon	Hollins	2/17/2007	112
7.	Centenary (N.J.)	City Tech	11/28/2006	110
8.	Greensboro	N.C. Wesleyan	2/10/2007	108
	McMurry	Schreiner	1/20/2007	108
10.	Maryville (Mo.)	Blackburn	2/9/2007	107
	Va. Wesleyan	Hollins	1/13/2007	107
	Baldwin-Wallace	Oberlin	11/29/2006	107

Field-Goal Percentage

Rk	Team	Opponent	Date	FGM	FGA	FG%
1.	Luther	Central (Iowa)	2/14/2007	34	51	66.7
	Bridgewater (Va.)	Ferrum	12/7/2006	36	54	66.7
3.	Transylvania	Thiel	12/2/2006	41	62	66.1
4.	Pine Manor	Newbury	2/3/2007	39	59	66.1
5.	Lawrence	Warner Southern	12/15/2006	25	38	65.8
6.	Bridgewater St.	Framingham St.	2/3/2007	37	57	64.9
7.	Rutgers-Newark	CCNY	11/21/2006	35	55	63.6
8.	Mary Washington	Goucher	1/17/2007	36	57	63.2
9.	Wash. & Jeff.	St. Vincent	1/6/2007	41	65	63.1
10.	Greensboro	N.C. Wesleyan	2/10/2007	43	69	62.3

Three-Point Field-Goal Percentage

Minimum 10 Made

Rk	Team	Opponent	Date	3FG	3FGA	3FG%
1.	Averett	Mary Baldwin	1/21/2007	12	16	75.0
2.	Washington-St. Louis	Blackburn	11/21/2006	12	17	70.6
3.	Neb. Wesleyan	Buena Vista	11/25/2006	13	19	68.4
4.	Linfield	Pacific (Ore.)	2/16/2007	10	15	66.7
	Whitworth	Whitman	1/16/2007	10	15	66.7
	Wheaton (Ill.)	North Central (Ill.)	1/6/2007	10	15	66.7
	Cornell College	Silver Lake	12/2/2006	12	18	66.7
8.	Utica	Nazareth	2/9/2007	10	16	62.5
9.	Va. Wesleyan	Randolph	12/9/2006	13	21	61.9
10.	Oglethorpe	Piedmont	12/18/2006	11	18	61.1
	DePauw	Monmouth (Ill.)	12/9/2006	11	18	61.1
	Capital	Kenyon	11/18/2006	11	18	61.1

Free-Throw Percentage

Minimum 15 Made

Rk	Team	Opponent	Date	FT	FTA	FT%
1.	Buena Vista	Dubuque	1/23/2007	17	17	100
	Albertus Magnus	Pine Manor	2/8/2007	16	16	100
	Westminster (Pa.)	Grove City	2/20/2007	15	15	100
4.	Concordia-M'head	Bethel (Minn.)	1/10/2007	25	26	96.2
5.	Worcester St.	Salem St.	1/27/2007	21	22	95.5
6.	Bridgewater (Va.)	Mary Washington	1/30/2007	19	20	95.0
	Wis. Lutheran	Lakeland	1/13/2007	19	20	95.0
	Bridgewater (Va.)	Roanoke	1/9/2007	19	20	95.0
	Puget Sound	Pacific (Ore.)	1/6/2007	19	20	95.0
10.	Hamilton	William Smith	2/13/2007	18	19	94.7
	St. Benedict	Concordia-M'head	11/29/2006	18	19	94.7
	Ohio Wesleyan	Franklin	11/21/2006	18	19	94.7
	Bryn Mawr	Notre Dame (Md.)	11/18/2006	18	19	94.7

Three-Point Field Goals Made

Rk	Team	Opponent	Date	3FG
1.	Ill. Wesleyan	Emory	12/29/2006	19
2.	Thomas (Me.)	Me.-Fort Kent	1/9/2007	17
3.	McMurry	Schreiner	1/20/2007	16
4.	Ohio Wesleyan	Hiram	1/17/2007	15
	McMurry	Louisiana Col.	12/2/2006	15
6.	Ill. Wesleyan	Augustana (Ill.)	2/14/2007	14
	St. Benedict	St. Olaf	2/3/2007	14
	Centenary (N.J.)	Farmingdale St.	2/3/2007	14
	Anna Maria	Regis (Mass.)	1/27/2007	14
	Maryville (Tenn.)	Fisk	1/17/2007	14
	Central (Iowa)	Wartburg	1/3/2007	14
	Ill. Wesleyan	Robert Morris-S'fiel	12/16/2006	14
	Thomas More	Anderson (Ind.)	11/26/2006	14
	Maryville (Mo.)	Rockford	11/18/2006	14
	Ill. Wesleyan	Central (Iowa)	11/17/2006	14

Conferences

2006-07 Division I
Conference Standings 202

Division I Conference Champions
Season-by-Season 204

Division I Conference Alignment
History 211

2006-07 Division II
Conference Standings 215

2006-07 Division III
Conference Standings 217

2006-07 Division I Conference Standings

#Conference tournament champion.

**Reclassifying institution.*

AMERICA EAST CONFERENCE

	Conference			Full Season		
	W	L	Pct.	W	L	Pct.
Hartford	15	1	.938	25	9	.735
Stony Brook	14	2	.875	18	11	.621
Vermont	8	8	.500	19	12	.613
Boston	7	9	.438	15	15	.500
Maine	7	9	.438	13	15	.464
Binghamton	7	9	.438	12	19	.387
UMBC#	6	10	.375	16	17	.485
New Hampshire	4	12	.250	9	20	.310
Albany (N.Y.)	4	12	.250	9	22	.290

ATLANTIC COAST CONFERENCE

	Conference			Full Season		
	W	L	Pct.	W	L	Pct.
Duke	14	0	1.000	32	2	.941
North Carolina#	11	3	.786	34	4	.895
Maryland	10	4	.714	28	6	.824
North Carolina St.	10	4	.714	25	10	.714
Florida St.	10	4	.714	24	10	.706
Georgia Tech	9	5	.643	21	12	.636
Virginia Tech	6	8	.429	19	15	.559
Virginia	5	9	.357	19	15	.559
Clemson	4	10	.286	12	18	.400
Boston College	3	11	.214	13	16	.448
Miami (Fla.)	2	12	.143	11	19	.367
Wake Forest	0	14	.000	9	20	.310

ATLANTIC SUN CONFERENCE

	Conference			Full Season		
	W	L	Pct.	W	L	Pct.
Belmont#	16	2	.889	25	7	.781
Jacksonville	14	4	.778	21	9	.700
East Tenn. St.	14	4	.778	20	12	.625
Gardner-Webb	10	8	.556	14	17	.452
Kennesaw St.	8	10	.444	13	16	.448
North Fla.	7	11	.389	8	21	.276
Campbell	6	12	.333	8	21	.276
Lipscomb	6	12	.333	8	21	.276
Stetson	5	13	.278	5	25	.167
Mercer	4	14	.222	5	25	.167

ATLANTIC 10 CONFERENCE

	Conference			Full Season		
	W	L	Pct.	W	L	Pct.
George Washington	14	0	1.000	28	4	.875
Temple	13	1	.929	25	8	.758
Xavier#	11	3	.786	26	8	.765
Charlotte	9	5	.643	19	13	.594
St. Joseph's	8	6	.571	19	14	.576
La Salle	7	7	.500	19	11	.633
Massachusetts	7	7	.500	17	13	.567
Richmond	7	7	.500	13	17	.433
Dayton	6	8	.429	12	19	.387
St. Bonaventure	5	9	.357	16	15	.516
St. Louis	4	10	.286	13	17	.433
Rhode Island	4	10	.286	6	23	.207
Duquesne	2	12	.143	7	20	.259
Fordham	1	13	.071	3	25	.107

BIG EAST CONFERENCE

	Conference			Full Season		
	W	L	Pct.	W	L	Pct.
Connecticut	16	0	1.000	32	4	.889
Marquette	12	4	.750	26	7	.788
Rutgers#	12	4	.750	27	9	.750
West Virginia	11	5	.688	21	11	.656
Louisville	10	6	.625	27	8	.771
Pittsburgh	10	6	.625	24	9	.727
Notre Dame	10	6	.625	20	12	.625
South Fla.	9	7	.563	21	12	.636
Seton Hall	9	7	.563	19	12	.613
DePaul	8	8	.500	19	13	.594
Cincinnati	6	10	.375	15	14	.517
St. John's (N.Y.)	4	12	.250	8	20	.286
Georgetown	3	13	.188	13	16	.448
Providence	3	13	.188	13	16	.448
Syracuse	3	13	.188	9	20	.310
Villanova	2	14	.125	8	21	.276

BIG SKY CONFERENCE

	Conference			Full Season		
	W	L	Pct.	W	L	Pct.
Montana	15	1	.938	27	4	.871
Northern Ariz.	11	5	.688	20	12	.625
Idaho St. #	11	5	.688	17	14	.548
Weber St.	11	5	.688	17	14	.548
Montana St.	8	8	.500	13	16	.448
Portland St.	8	8	.500	12	18	.400
Eastern Wash.	5	11	.313	10	19	.345
Northern Colo.	2	14	.125	5	24	.172
Sacramento St.	1	15	.063	3	27	.100

BIG SOUTH CONFERENCE

	Conference			Full Season		
	W	L	Pct.	W	L	Pct.
High Point	11	3	.786	18	12	.600
Radford	10	4	.714	20	10	.667
Liberty	10	4	.714	19	12	.613
Coastal Caro.	9	5	.643	18	10	.643
UNC Asheville#	9	5	.643	21	12	.636
Birmingham-So.	3	11	.214	8	22	.267
Charleston So.	2	12	.143	10	20	.333
Winthrop	2	12	.143	6	26	.188

BIG TEN CONFERENCE

	Conference			Full Season		
	W	L	Pct.	W	L	Pct.
Ohio St.	15	1	.938	28	4	.875
Purdue#	14	2	.875	31	6	.838
Michigan St.	13	3	.813	24	9	.727
Illinois	8	8	.500	19	12	.613
Wisconsin	7	9	.438	22	13	.629
Penn St.	7	9	.438	15	16	.484
Minnesota	7	9	.438	17	15	.531
Indiana	6	10	.375	19	14	.576
Iowa	6	10	.375	14	16	.467
Michigan	3	13	.188	10	20	.333
Northwestern	2	14	.125	8	22	.267

BIG 12 CONFERENCE

	Conference			Full Season		
	W	L	Pct.	W	L	Pct.
Oklahoma#	13	3	.813	28	5	.848
Texas A&M	13	3	.813	25	7	.781
Baylor	11	5	.688	26	8	.765
Iowa St.	10	6	.625	26	9	.743
Nebraska	10	6	.625	22	10	.688
Oklahoma St.	8	8	.500	20	11	.645
Texas	6	10	.375	18	14	.563
Texas Tech	6	10	.375	15	16	.484
Colorado	6	10	.375	13	17	.433
Missouri	5	11	.313	17	14	.548
Kansas St.	4	12	.250	18	15	.545
Kansas	4	12	.250	11	20	.355

BIG WEST CONFERENCE

	Conference			Full Season		
	W	L	Pct.	W	L	Pct.
UC Riverside#	12	2	.857	21	11	.656
UC Santa Barb.	10	4	.714	19	14	.576
Cal Poly	9	5	.643	14	14	.500
Cal St. Northridge	9	5	.643	13	16	.448
Cal St. Fullerton	7	7	.500	16	16	.500
Long Beach St.	4	10	.286	9	23	.281
UC Irvine	3	11	.214	6	24	.200
Pacific	2	12	.143	8	22	.267

COLONIAL ATHLETIC ASSOCIATION

	Conference			Full Season		
	W	L	Pct.	W	L	Pct.
Old Dominion#	17	1	.944	24	9	.727
James Madison	16	2	.889	27	6	.818
Delaware	16	2	.889	26	6	.813
Hofstra	13	5	.722	26	8	.765
William & Mary	10	8	.556	19	12	.613
VCU	9	9	.500	17	13	.567
Towson	8	10	.444	17	12	.586
Georgia St.	7	11	.389	15	15	.500
Drexel	4	14	.222	10	21	.323
UNC Wilmington	3	15	.167	8	13	.381
Northeastern	3	15	.167	4	16	.200
George Mason	2	16	.111	8	21	.276

CONFERENCE USA

	Conference			Full Season		
	W	L	Pct.	W	L	Pct.
Tulane	13	3	.813	26	7	.788
UAB	12	4	.750	19	13	.594
East Caro.#	11	5	.688	19	14	.576
UTEP	10	6	.625	22	8	.733
Rice	10	6	.625	19	14	.576
SMU	9	7	.563	18	12	.600
Southern Miss.	9	7	.563	15	15	.500
Marshall	8	8	.500	15	15	.500
Tulsa	5	11	.313	11	19	.367
Houston	5	11	.313	9	19	.321
UCF	3	13	.188	8	22	.267
Memphis	1	15	.063	4	27	.129

HORIZON LEAGUE

	Conference			Full Season		
	W	L	Pct.	W	L	Pct.
Green Bay#	16	0	1.000	29	4	.879
Ill.-Chicago	11	5	.688	19	13	.594
Butler	11	5	.688	16	15	.516
Milwaukee	10	6	.625	15	16	.484
Wright St.	8	8	.500	10	18	.357
Cleveland St.	5	11	.313	8	22	.267
Youngstown St.	5	11	.313	7	21	.250
Loyola	5	11	.313	7	21	.250
Detroit	1	15	.063	5	26	.161

IVY GROUP

	Conference			Full Season		
	W	L	Pct.	W	L	Pct.
Harvard#	13	1	.929	15	12	.556
Dartmouth	9	5	.643	15	14	.517
Cornell	8	6	.571	12	15	.444
Princeton	7	7	.500	13	15	.464
Penn	7	7	.500	12	15	.444
Yale	5	9	.357	12	16	.429
Columbia	4	10	.286	8	20	.286
Brown	3	11	.214	5	23	.179

METRO ATLANTIC ATHLETIC CONFERENCE

	Conference			Full Season		
	W	L	Pct.	W	L	Pct.
Marist#	17	1	.944	29	6	.829
Iona	13	5	.722	21	13	.618
Loyola (Md.)	12	6	.667	18	12	.600
Fairfield	11	7	.611	15	15	.500
Canisius	8	10	.444	16	14	.533
Siena	8	10	.444	10	20	.333
St. Peter's	7	11	.389	12	18	.400
Manhattan	7	11	.389	11	20	.355
Niagara	6	12	.333	14	16	.467

MID-AMERICAN CONFERENCE

	Conference			Full Season		
East	W	L	Pct.	W	L	Pct.
Bowling Green#	15	1	.938	31	4	.886
Kent St.	11	5	.688	15	13	.536
Ohio	10	6	.625	18	12	.600
Miami (Ohio)	6	10	.375	12	18	.400
Buffalo	5	11	.313	10	19	.345
Akron	3	13	.188	10	19	.345
West						
Ball St.	13	3	.813	24	7	.774
Eastern Mich.	10	6	.625	16	13	.552
Northern Ill.	8	8	.500	19	12	.613
Western Mich.	6	10	.375	14	18	.438
Toledo	6	10	.375	11	19	.367
Central Mich.	3	13	.188	11	19	.367

MID-EASTERN ATHLETIC CONFERENCE

	Conference			Full Season		
	W	L	Pct.	W	L	Pct.
Coppin St.	18	0	1.000	25	8	.758
Delaware St.#	12	6	.667	20	13	.606
N.C. A&T	12	6	.667	17	13	.567
Morgan St.	11	7	.611	18	13	.581
Hampton	11	7	.611	15	13	.536
Florida A&M	10	8	.556	16	16	.500

	Conference			Full Season		
	W	L	Pct.	W	L	Pct.
Md.-East. Shore	7	11	.389	11	20	.355
Howard	7	11	.389	8	22	.267
South Carolina St.	5	13	.278	7	22	.241
Norfolk St.	4	14	.222	6	24	.200
Bethune-Cookman	2	16	.111	5	25	.167

MISSOURI VALLEY CONFERENCE

	Conference			Full Season		
	W	L	Pct.	W	L	Pct.
Southern Ill.	16	2	.889	21	11	.656
Illinois St.	13	5	.722	22	11	.667
Indiana St.	12	6	.667	19	11	.633
Evansville	11	7	.611	19	12	.613
UNI	11	7	.611	17	13	.567
Creighton	8	10	.444	13	19	.406
Bradley	7	11	.389	12	19	.387
Drake#	5	13	.278	14	19	.424
Wichita St.	4	14	.222	9	20	.310
Missouri St.	3	15	.167	7	21	.250

MOUNTAIN WEST CONFERENCE

	Conference			Full Season		
	W	L	Pct.	W	L	Pct.
BYU	12	4	.750	23	10	.697
Wyoming	11	5	.688	27	9	.750
New Mexico#	11	5	.688	24	9	.727
TCU	11	5	.688	21	11	.656
Utah	10	6	.625	19	14	.576
UNLV	8	8	.500	14	15	.483
San Diego St.	5	11	.313	12	16	.429
Colorado St.	3	13	.188	9	20	.310
Air Force	1	15	.063	5	24	.172

NORTHEAST CONFERENCE

	Conference			Full Season		
	W	L	Pct.	W	L	Pct.
Robert Morris#	15	3	.833	24	5	.828
Long Island	15	3	.833	22	8	.733
Sacred Heart	15	3	.833	22	9	.710
Monmouth	10	8	.556	18	14	.563
Quinnipiac	10	8	.556	16	15	.516
Mt. St. Mary's	10	8	.556	12	16	.429
Fairleigh Dickinson	8	10	.444	11	18	.379
St. Francis (N.Y.)	7	11	.389	13	20	.394
St. Francis (Pa.)	4	14	.222	7	22	.241
Central Conn. St.	4	14	.222	6	24	.200
Wagner	1	17	.056	3	25	.107

OHIO VALLEY CONFERENCE

	Conference			Full Season		
	W	L	Pct.	W	L	Pct.
Southeast Mo. St.#	16	4	.800	24	8	.750
Murray St.	15	5	.750	21	10	.677
Morehead St.	13	7	.650	14	16	.467
Samford	12	8	.600	18	13	.581
Tennessee Tech	11	9	.550	12	18	.400
Tenn.-Martin	10	10	.500	17	14	.548
Eastern Ky.	9	11	.450	12	18	.400
Austin Peay	9	11	.450	10	20	.333
Eastern Ill.	7	13	.350	10	19	.345
Jacksonville St.	4	16	.200	7	22	.241
Tennessee St.	4	16	.200	7	22	.241

PACIFIC-10 CONFERENCE

	Conference			Full Season		
	W	L	Pct.	W	L	Pct.
Stanford#	17	1	.944	29	5	.853
Arizona St.	16	2	.889	31	5	.861
California	12	6	.667	23	9	.719
Washington	11	7	.611	18	13	.581
Southern California	10	8	.556	17	13	.567
Oregon	8	10	.444	17	14	.548
UCLA	7	11	.389	14	18	.438
Arizona	4	14	.222	11	21	.344
Oregon St.	4	14	.222	9	19	.321
Washington St.	1	17	.056	5	24	.172

PATRIOT LEAGUE

	Conference			Full Season		
	W	L	Pct.	W	L	Pct.
Bucknell	12	2	.857	20	11	.645
Army	11	3	.786	24	6	.800
Holy Cross#	7	7	.500	15	18	.455
American	6	8	.429	13	19	.406
Navy	6	8	.429	12	17	.414
Lehigh	5	9	.357	11	19	.367
Lafayette	5	9	.357	7	23	.233
Colgate	4	10	.286	6	25	.194

SOUTHEASTERN CONFERENCE

	Conference			Full Season		
	W	L	Pct.	W	L	Pct.
Tennessee	14	0	1.000	34	3	.919
Georgia	11	3	.786	27	7	.794
Vanderbilt#	10	4	.714	28	6	.824
LSU	10	4	.714	30	8	.789
Mississippi	9	5	.643	24	11	.686
Mississippi St.	7	7	.500	18	14	.563
Auburn	6	8	.429	21	13	.618
Kentucky	6	8	.429	20	14	.588
South Carolina	6	8	.429	18	15	.545
Arkansas	3	11	.214	18	13	.581
Florida	2	12	.143	9	22	.290
Alabama	0	14	.000	10	20	.333

SOUTHERN CONFERENCE

	Conference			Full Season		
	W	L	Pct.	W	L	Pct.
Chattanooga#	15	3	.833	25	8	.758
Western Caro.	15	3	.833	24	10	.706
Davidson	13	5	.722	23	9	.719
UNC Greensboro	13	5	.722	20	10	.667
Wofford	7	11	.389	13	16	.448
Ga. Southern	7	11	.389	13	18	.419
Appalachian St.	6	12	.333	13	18	.419
Furman	5	13	.278	11	20	.355
Col. of Charleston	5	13	.278	10	20	.333
Elon	4	14	.222	10	20	.333

SOUTHLAND CONFERENCE

	Conference			Full Season		
East	W	L	Pct.	W	L	Pct.
Southeastern La.	9	7	.563	17	13	.567
Central Ark.*	8	8	.500	14	14	.500
Lamar	8	8	.500	13	17	.433
Northwestern St.	6	10	.375	10	20	.333
Nicholls St.	5	11	.313	7	20	.259
McNeese St.	2	14	.125	4	25	.138
West	W	L	Pct.	W	L	Pct.
Texas-Arlington#	16	0	1.000	24	8	.750
Stephen F. Austin	11	5	.688	21	11	.656
Texas St.	11	5	.688	18	12	.600
A&M-Corpus Christi	9	7	.563	15	16	.484
UTSA	9	7	.563	14	16	.467
Sam Houston St.	2	14	.125	5	24	.172

SOUTHWESTERN ATHLETIC CONFERENCE

	Conference			Full Season		
	W	L	Pct.	W	L	Pct.
Jackson St.	14	4	.778	22	10	.688
Prairie View#	14	4	.778	19	13	.594
Alabama A&M	13	5	.722	17	13	.567
Alcorn St.	11	7	.611	15	13	.536
Ark.-Pine Bluff	10	8	.556	11	20	.355
Alabama St.	9	9	.500	12	18	.400
Grambling	7	11	.389	12	19	.387
Southern U.	5	13	.278	5	22	.185
Mississippi Val.	4	14	.222	7	21	.250
Texas Southern	3	15	.167	5	22	.185

SUMMIT LEAGUE

	Conference			Full Season		
	W	L	Pct.	W	L	Pct.
Oakland	12	2	.857	19	13	.594
Valparaiso	11	3	.786	20	11	.645
Oral Roberts#	8	6	.571	22	11	.667
IUPUI	7	7	.500	14	16	.467
Western Ill.	6	8	.429	10	19	.345
UMKC	6	8	.429	10	20	.333
Southern Utah	5	9	.357	9	20	.310
Centenary (La.)	1	13	.071	5	25	.167

SUN BELT CONFERENCE

	Conference			Full Season		
East	W	L	Pct.	W	L	Pct.
Middle Tenn.#	18	0	1.000	30	4	.882
Western Ky.	14	4	.778	23	9	.719
Florida Int'l	9	9	.500	16	14	.533
South Ala.	7	11	.389	14	16	.467
Troy	5	13	.278	12	17	.414
Fla. Atlantic	2	16	.111	6	25	.194
West						
La.-Lafayette	14	4	.778	25	9	.735
Denver	12	6	.667	20	11	.645
Ark.-Little Rock	12	6	.667	21	10	.677
Arkansas St.	11	7	.611	20	12	.625
North Texas	6	12	.333	9	20	.310
La.-Monroe	4	14	.222	14	16	.467
New Orleans	3	15	.167	9	21	.300

WEST COAST CONFERENCE

	Conference			Full Season		
	W	L	Pct.	W	L	Pct.
Gonzaga#	13	1	.929	24	10	.706
San Diego	10	4	.714	21	9	.700
Loyola Marymount	9	5	.643	19	12	.613
St. Mary's (Cal.)	8	6	.571	14	14	.500
Pepperdine	6	8	.429	14	17	.452
Santa Clara	5	9	.357	13	17	.433
San Francisco	3	11	.214	10	21	.323
Portland	2	12	.143	10	20	.333

WESTERN ATHLETIC CONFERENCE

	Conference			Full Season		
	W	L	Pct.	W	L	Pct.
Boise St.#	12	4	.750	24	8	.750
Louisiana Tech	12	4	.750	17	13	.567
Fresno St.	10	6	.625	18	13	.581
Nevada	10	6	.625	17	15	.531
Hawaii	9	7	.563	15	14	.517
Utah St.	7	9	.438	11	18	.379
New Mexico St.	6	10	.375	13	18	.419
Idaho	3	13	.188	6	22	.214
San Jose St.	3	13	.188	5	27	.156

DIVISION I INDEPENDENTS

	Full Season		
	W	L	Pct.
Chicago St.	9	20	.310
IPFW	12	17	.414
Savannah St.	12	17	.414
Tex.-Pan American	11	18	.379

Division I Conference Champions Season-by-Season

Regular-season and/or conference tournament champions; No. refers to the number of teams in the conference or tournament.

AMERICA EAST CONFERENCE

Note: The Seaboard Conference became the North Atlantic Conference in 1990 and the America East Conference in 1997.

Season	No.	Regular Season
1990	7	Maine
1991	6	Maine
1992	8	Vermont
1993	8	Vermont
1994	8	Maine
1995	9	Maine
1996	10	Maine
1997	10	Maine
1998	10	Vermont
1999	10	Maine
2000	10	Vermont
2001	10	Delaware
2002	9	Vermont
2003	9	Maine
2004	10	Maine
2005	10	Maine
2006	9	Hartford
2007	9	Hartford

Season	No.	Conference Tournament
1990	7	Maine
1991	6	Maine
1992	8	Vermont
1993	8	Vermont
1994	8	Vermont
1995	9	Maine
1996	10	Maine
1997	10	Maine
1998	10	Maine
1999	10	Maine
2000	10	Vermont
2001	10	Delaware
2002	9	Hartford
2003	9	Boston U.
2004	10	Maine
2005	10	Hartford
2006	9	Hartford
2007	9	UMBC

AMERICAN SOUTH CONFERENCE

Note: Combined with Sun Belt after 1991 season.

Season	No.	Regular Season
1988	6	Louisiana Tech
1989	6	Louisiana Tech
1990	6	Louisiana Tech
1991	7	Lamar

Season	No.	Conference Tournament
1988	6	Louisiana Tech
1989	4	Louisiana Tech
1990	4	Louisiana Tech
1991	4	Louisiana Tech

AMERICAN WEST CONFERENCE

Season	No.	Regular Season
1995	4	Southern Utah
1996	4	Southern Utah

Season	No.	Conference Tournament
1995	4	Southern Utah
1996	4	Southern Utah

ATLANTIC COAST CONFERENCE

Season	No.	Regular Season
1978	7	North Carolina St.
1979	8	Maryland
1980	8	North Carolina St.
1981	8	Clemson
1982	8	Maryland
1983	8	North Carolina St.
1984	8	Virginia
1985	8	North Carolina St.
1986	8	Virginia
1987	8	Virginia
1988	8	Maryland/Virginia
1989	8	Maryland
1990	8	North Carolina St.
1991	8	Virginia
1992	9	Virginia
1993	9	Virginia
1994	9	Virginia
1995	9	Virginia
1996	9	Virginia
1997	9	North Carolina
1998	9	Duke
1999	9	Duke
2000	9	Virginia
2001	9	Duke
2002	9	Duke
2003	9	Duke
2004	9	Duke
2005	11	North Carolina (Tied with Duke)
2006	12	North Carolina
2007	12	Duke

Season	No.	Conference Tournament
1978	7	Maryland
1979	7	Maryland
1980	8	North Carolina St.
1981	8	Maryland
1982	8	Maryland
1983	8	Maryland
1984	8	North Carolina
1985	8	North Carolina St.
1986	8	Maryland
1987	8	North Carolina St.
1988	8	Maryland
1989	8	Maryland
1990	8	Virginia
1991	8	North Carolina St.
1992	9	Virginia
1993	9	Virginia
1994	9	North Carolina
1995	9	North Carolina
1996	9	Clemson
1997	9	North Carolina
1998	9	North Carolina
1999	9	Clemson
2000	9	Duke
2001	9	Duke
2002	9	Duke
2003	9	Duke
2004	9	Duke
2005	11	North Carolina
2006	12	North Carolina
2007	12	North Carolina

ATLANTIC SUN CONFERENCE

Note: From 1986-91, the conference operated as the New South Women's Athletic Conference before merging with the TAAC in 1992. Known as the Trans America Athletic Conference from 1992-01.

Season	No.	Regular Season
1986	6	Florida A&M
1987	6	Ga. Southern
1988	7	Ga. Southern
1989	7	Florida Int'l
1990	7	Ga. Southern/Florida Int'l
1991	7	Mercer
1992	8	Florida Int'l/Mercer
1993	7	Florida Int'l
1994	7	Florida Int'l
1995	9	Florida Int'l
1996	10	Florida Int'l
1997	10	Florida Int'l
1998	11	Florida Int'l
1999	9	UCF
2000	10	Georgia St.
2001	10	Campbell
2002	11	Georgia St.
2003	12	UCF
2004	11	Lipscomb/Belmont/UCF/ Georgia St.
2005	11	UCF
2006	9	Belmont
2007	8	Belmont

Season	No.	Conference Tournament
1986	6	Florida A&M
1987	6	Ga. Southern
1988	7	Ga. Southern
1989	7	Stetson
1990	7	Ga. Southern
1991	7	Miami (Fla.)
1992	8	Florida Int'l
1993	7	Florida Int'l
1994	7	Florida Int'l
1995	8	Florida Int'l
1996	8	UCF
1997	8	Florida Int'l
1998	8	Florida Int'l
1999	8	UCF
2000	10	Campbell
2001	10	Campbell
2002	11	Georgia St.
2003	12	Georgia St.
2004	11	Lipscomb
2005	11	Stetson
2006	9	Gardner-Webb
2007	8	Belmont

ATLANTIC 10 CONFERENCE

Season	No.	Regular Season
1983	8	Penn St.
1984	9	Rutgers
1985	9	Penn St./St. Joseph's
1986	9	Rutgers
1987	10	Rutgers
1988	10	Rutgers
1989	10	Rutgers/St. Joseph's
1990	10	Rutgers/St. Joseph's
1991	10	Penn St.
1992	9	West Virginia
1993	8	Rutgers
1994	9	George Washington/Rutgers
1995	9	George Washington
1996	12	Rhode Island/ George Washington
1997	12	George Washington/St. Joseph's
1998	12	George Washington/ Massachusetts
1999	12	St. Joseph's/Virginia Tech
2000	12	George Washington/St. Joseph's
2001	11	Xavier
2002	12	George Washington/ St. Joseph's/Temple
2003	12	St. Joseph's/George Washington
2004	12	George Washington/Temple
2005	12	George Washington/Temple
2006	14	George Washington/Charlotte
2007	14	George Washington

Season	No.	Conference Tournament
1983	8	Penn St.
1984	9	Penn St.
1985	9	Penn St.
1986	9	Penn St.
1987	10	Rutgers
1988	10	Rutgers
1989	10	West Virginia
1990	10	Penn St.
1991	10	Penn St.
1992	9	George Washington
1993	8	Rutgers
1994	9	Rutgers
1995	9	George Washington
1996	12	George Washington
1997	12	St. Joseph's
1998	12	Virginia Tech
1999	12	St. Joseph's
2000	12	Xavier
2001	11	Xavier
2002	12	Temple
2003	12	George Washington
2004	12	Temple
2005	12	Temple
2006	8	Temple
2007	8	Xavier

BIG EAST CONFERENCE

Season	No.	Regular Season
1983	9	Providence/St. John's (N.Y.)
1984	9	Pittsburgh/Villanova
1985	9	St. John's (N.Y.)/Villanova
1986	9	Providence
1987	9	Villanova
1988	9	Syracuse

Season	No.	Regular Season
1989	9	Connecticut
1990	9	Connecticut/Providence
1991	9	Connecticut
1992	10	Miami (Fla.)
1993	10	Miami (Fla.)/Georgetown
1994	10	Connecticut
1995	10	Connecticut
1996	13	Connecticut
1997	13	Connecticut
1998	13	Connecticut
1999	13	Connecticut/Rutgers
2000	13	Connecticut
2001	14	Connecticut/Notre Dame
2002	14	Connecticut
2003	14	Connecticut
2004	14	Connecticut
2005	12	Rutgers
2006	16	Rutgers
2007	16	Connecticut

Season	No.	Conference Tournament
1983	9	St. John's (N.Y.)
1984	9	St. John's (N.Y.)
1985	9	Syracuse
1986	9	Villanova
1987	9	Villanova
1988	9	St. John's (N.Y.)
1989	9	Connecticut
1990	9	Providence
1991	9	Connecticut
1992	10	Miami (Fla.)
1993	10	Miami (Fla.)
1994	10	Connecticut
1995	10	Connecticut
1996	13	Connecticut
1997	13	Connecticut
1998	13	Connecticut
1999	13	Connecticut
2000	13	Connecticut
2001	14	Connecticut
2002	14	Connecticut
2003	14	Villanova
2004	14	Boston College
2005	12	Connecticut
2006	12	Rutgers
2007	12	Rutgers

BIG EIGHT CONFERENCE

Season	No.	Regular Season
1976	8	Kansas St.
1977	8	Kansas St.
1978	8	Missouri
1979	8	Kansas
1980	8	Kansas
1981	8	Kansas
1982	8	Kansas St.
1983	8	Kansas St.
1984	8	Kansas St./Missouri
1985	8	Missouri
1986	8	Oklahoma
1987	8	Kansas St./Kansas/Missouri
1988	8	Nebraska
1989	8	Colorado
1990	8	Missouri
1991	8	Oklahoma St.
1992	8	Kansas
1993	8	Colorado
1994	8	Colorado
1995	8	Colorado
1996	8	Kansas

Season	No.	Conference Tournament
1976	6	Kansas St.
1977	8	Kansas St.
1978	8	Missouri
1979	8	Kansas
1980	8	Kansas
1981	8	Kansas
1982	8	Kansas St.
1983	8	Missouri
1984	8	Kansas St.
1985	8	Missouri
1986	8	Missouri
1987	8	Kansas
1988	8	Kansas
1989	8	Colorado
1990	8	Oklahoma St.
1991	8	Colorado
1992	8	Colorado
1993	8	Kansas
1994	8	Missouri
1995	8	Colorado
1996	8	Colorado

BIG SKY CONFERENCE

Note: The Big Sky Conference merged with the Mountain West Athletic Conference in July 1988.

Season	No.	Regular Season
1983	8	Montana
1984	8	Montana
1985	8	Idaho
1986	8	Montana
1987	8	Montana
1988	9	Montana
1989	9	Montana
1990	9	Montana
1991	9	Montana
1992	9	Boise St.
1993	8	Montana/Montana St.
1994	8	Montana/Boise St.
1995	8	Montana
1996	8	Montana
1997	9	Montana
1998	9	Montana/Northern Ariz.
1999	9	Cal St. Northridge
2000	9	Montana
2001	9	Idaho St.
2002	8	Weber St./Montana St.
2003	8	Weber St./Montana St.
2004	8	Montana
2005	8	Montana
2006	8	Idaho St.
2007	8	Montana

Season	No.	Conference Tournament
1983	4	Montana
1984	4	Montana
1985	4	Idaho
1986	4	Montana
1987	4	Eastern Wash.
1988	4	Montana
1989	4	Montana
1990	4	Montana
1991	4	Montana
1992	4	Montana
1993	4	Montana St.
1994	4	Montana
1995	4	Montana
1996	6	Montana
1997	6	Montana
1998	6	Montana
1999	6	Cal St. Northridge
2000	6	Montana
2001	6	Montana
2002	6	Weber St.
2003	6	Weber St.
2004	6	Weber St.
2005	6	Montana
2006	6	Northern Ariz.
2007	6	Idaho St.

BIG SOUTH CONFERENCE

Season	No.	Regular Season
1987	7	Radford
1988	7	Campbell/Radford
1989	7	Radford
1990	7	Radford
1991	7	Campbell
1992	7	Radford
1993	10	UNC Greensboro
1994	10	UNC Greensboro
1995	9	UNC Greensboro
1996	8	UNC Greensboro
1997	8	UNC Greensboro
1998	7	Liberty
1999	6	Liberty
2000	8	Liberty
2001	8	Liberty
2002	8	Liberty
2003	9	Liberty
2004	8	Liberty
2005	8	Liberty
2006	8	Liberty
2007	8	High Point

Season	No.	Conference Tournament
1987	7	Radford
1988	7	Radford
1989	7	Campbell
1990	7	Radford
1991	7	Radford
1992	7	Radford
1993	10	Radford
1994	10	Radford
1995	10	Radford
1996	8	Radford
1997	8	Liberty
1998	7	Liberty
1999	6	Liberty
2000	8	Liberty
2001	8	Liberty
2002	8	Liberty
2003	8	Liberty
2004	8	Liberty
2005	8	Liberty
2006	8	Liberty
2007	8	UNC Asheville

BIG TEN CONFERENCE

Season	No.	Regular Season
1983	10	Ohio St./Indiana
1984	10	Ohio St.
1985	10	Ohio St.
1986	10	Ohio St.
1987	10	Iowa/Ohio St.
1988	10	Iowa
1989	10	Iowa/Ohio St.
1990	10	Iowa/Northwestern
1991	10	Purdue
1992	10	Iowa
1993	11	Iowa/Ohio St.
1994	11	Penn St./Purdue
1995	11	Penn St./Purdue
1996	11	Iowa
1997	11	Illinois/Michigan St./Purdue
1998	11	Iowa
1999	11	Purdue
2000	11	Penn St.
2001	11	Purdue
2002	11	Purdue
2003	11	Penn St.
2004	11	Penn St.
2005	11	Michigan St. (Tied with Ohio St.)
2006	11	Ohio St.
2007	11	Ohio St.

Season	No.	Conference Tournament
1982	10	Ohio St.
1995	11	Penn St.
1996	11	Penn St.
1997	11	Iowa
1998	11	Purdue
1999	11	Purdue
2000	11	Purdue
2001	11	Iowa
2002	11	Indiana
2003	11	Purdue
2004	11	Purdue
2005	11	Michigan St.
2006	11	Ohio St.
2007	11	Purdue

BIG 12 CONFERENCE

Season	No.	Regular Season
1997	12	Kansas
1998	12	Texas Tech
1999	12	Texas Tech
2000	12	Texas Tech/Iowa St./Oklahoma
2001	12	Oklahoma
2002	12	Oklahoma
2003	12	Texas
2004	12	Texas/Kansas St.
2005	12	Baylor
2006	12	Oklahoma
2007	12	Oklahoma/Texas A&M

Season	No.	Conference Tournament
1997	12	Colorado
1998	12	Texas Tech
1999	12	Texas Tech
2000	12	Iowa St.
2001	12	Iowa St.
2002	12	Oklahoma
2003	12	Texas
2004	12	Oklahoma
2005	12	Baylor
2006	12	Oklahoma
2007	12	Oklahoma

BIG WEST CONFERENCE

Note: Before 1988, members were in Pacific Coast Athletic Association.

Season	No.	Regular Season
1984	3	UNLV
1985	5	UNLV
1986	8	Long Beach St.
1987	10	Long Beach St.
1988	10	Long Beach St.
1989	10	Long Beach St.
1990	10	UNLV
1991	10	UNLV/Long Beach St.
1992	10	UC Santa Barb.
1993	10	Hawaii
1994	10	Hawaii
1995	10	New Mexico St.
1996	10	UC Santa Barb.
1997	11	UC Santa Barb.
1998	11	UC Santa Barb.
1999	11	UC Santa Barb.
2000	11	UC Santa Barb.
2001	8	UC Santa Barb.
2002	9	UC Santa Barb.
2003	9	UC Santa Barb.
2004	10	UC Santa Barb.
2005	10	UC Santa Barb.
2006	8	Long Beach St. (Tied with UC Santa Barb.)
2007	8	UC Riverside

Season	No.	Conference Tournament
1984	3	UNLV
1985	4	UNLV
1986	8	UNLV
1987	8	Long Beach St.
1988	8	Long Beach St.
1989	9	Long Beach St.
1990	10	UNLV
1991	8	Long Beach St.
1992	8	UC Santa Barb.
1993	8	UC Santa Barb.
1994	10	UNLV
1995	10	UC Irvine
1996	6	Hawaii
1997	8	UC Santa Barb.
1998	8	UC Santa Barb.
1999	8	UC Santa Barb.
2000	8	UC Santa Barb.
2001	8	UC Santa Barb.
2002	9	UC Santa Barb.
2003	9	UC Santa Barb.
2004	10	UC Santa Barb.
2005	10	UC Santa Barb.
2006	8	UC Riverside
2007	8	UC Riverside

COLONIAL ATHLETIC ASSOCIATION

Note: Began as ECAC South Conference until 1986.

Season	No.	Regular Season
1986	7	James Madison/East Caro.
1987	7	James Madison
1988	7	James Madison
1989	7	James Madison
1990	7	Richmond
1991	7	James Madison/Richmond
1992	8	East Caro.
1993	8	Old Dominion
1994	8	Old Dominion
1995	8	James Madison/Old Dominion
1996	9	Old Dominion
1997	9	Old Dominion
1998	9	Old Dominion
1999	9	Old Dominion
2000	9	Old Dominion
2001	9	Old Dominion
2002	10	Old Dominion
2003	10	Delaware/Old Dominion
2004	10	Old Dominion
2005	10	Delaware
2006	12	Old Dominion
2007	12	Old Dominion

Season	No.	Conference Tournament
1986	7	James Madison
1987	7	James Madison
1988	7	James Madison
1989	7	James Madison
1990	7	Richmond
1991	7	Richmond
1992	8	Old Dominion
1993	8	Old Dominion
1994	8	Old Dominion
1995	8	Old Dominion
1996	9	Old Dominion
1997	9	Old Dominion
1998	9	Old Dominion
1999	9	Old Dominion
2000	9	Old Dominion
2001	9	Old Dominion
2002	10	Old Dominion
2003	10	Old Dominion
2004	10	Old Dominion
2005	10	Old Dominion
2006	12	Old Dominion
2007	12	Old Dominion

CONFERENCE USA

Note: Before 1996, most members were in either the Metropolitan Collegiate Athletic Conference or the Great Midwest Conference.

Season	No.	Regular Season
1996	11	DePaul/Southern Miss./ Memphis
1997	12	Tulane
1998	12	Memphis
1999	12	Tulane/Marquette/Cincinnati/ Louisville
2000	12	Marquette
2001	12	Louisville
2002	14	TCU
2003	14	Charlotte
2004	14	Houston
2005	14	DePaul
2006	12	Tulsa
2007	12	Tulane

Season	No.	Conference Tournament
1996	11	Memphis
1997	12	Tulane
1998	12	Memphis
1999	12	Tulane
2000	12	Tulane
2001	12	Tulane
2002	14	Cincinnati
2003	14	TCU
2004	14	Houston
2005	14	TCU
2006	12	Tulsa
2007	12	East Caro.

COSMOPOLITAN ATHLETIC CONFERENCE

Note: After 1986, most members were in ECAC Metro.

Season	No.	Regular Season
1984	8	Wagner
1985	8	Monmouth
1986	8	Monmouth

Season	No.	Conference Tournament
1984	4	Fairleigh Dickinson
1985	8	Wagner
1986	8	Monmouth

EAST COAST CONFERENCE

Season	No.	Regular Season
1984	9	Delaware
1985	8	Lafayette
1986	8	Lehigh
1987	8	Lafayette/Drexel
1988	8	Drexel/Lafayette
1989	8	Delaware
1990	8	Drexel
1991	7	Delaware
1992	7	Buffalo
1993	6	Buffalo
1994	6	Northeastern/Troy

Season	No.	Conference Tournament
1984	8	Towson
1985	8	Lafayette
1986	8	Lehigh
1987	8	Lafayette
1988	8	Drexel
1989	8	Delaware
1990	8	Drexel
1991	8	Delaware
1992	7	Buffalo
1993	6	Buffalo
1994	6	Buffalo

ECAC METRO CONFERENCE

Note: Before 1987, most members were in Cosmopolitan. Became the Northeast Conference in 1989.

Season	No.	Regular Season
1987	9	Monmouth
1988	9	Monmouth

Season	No.	Conference Tournament
1987	4	Monmouth
1988	4	Robert Morris

ECAC SOUTH

Note: Became Colonial Athletic Association in 1986.

Season	No.	Regular Season
1984	5	East Caro./Richmond
1985	7	East Caro.

Season	No.	Conference Tournament
1984	4	East Caro.
1985	4	East Caro.

GATEWAY COLLEGIATE ATHLETIC CONFERENCE

Season	No.	Regular Season
1983	10	League champion determined in tournament
1984	10	Drake
1985	10	Illinois St.
1986	10	Southern Ill.
1987	10	Southern Ill.
1988	10	Indiana St./Eastern Ill./Illinois St.
1989	10	Illinois St.
1990	10	Southern Ill.
1991	10	Missouri St.
1992	10	Missouri St.
1983	8	Illinois St.
1987	4	Southern Ill.
1988	4	Eastern Ill.
1989	4	Illinois St.
1990	4	Southern Ill.
1991	4	Missouri St.
1992	4	Missouri St.

GREAT MIDWEST CONFERENCE

Season	No.	Regular Season
1992	6	UAB/DePaul
1993	6	Marquette
1994	7	UAB
1995	7	Memphis

Season	No.	Conference Tournament
1992	6	DePaul
1993	6	DePaul
1994	7	UAB
1995	7	Marquette

GULF STAR CONFERENCE

Note: After 1987, most members were in the Southland Conference.

Season	No.	Regular Season
1985	6	Northwestern St.
1986	6	Northwestern St.
1987	6	Stephen F. Austin/ Northwestern St.

HIGH COUNTRY ATHLETIC CONFERENCE

Season	No.	Regular Season
1984	6	BYU
1985	7	BYU
1986	7	Utah
1987	7	New Mexico St./Utah
1988	6	New Mexico St.
1989	6	Utah

Season	No.	Conference Tournament
1989	4	Utah

HORIZON LEAGUE

Note: From 1987-01, known as Midwestern Collegiate Conference.

Season	No.	Regular Season
1987	7	Detroit
1988	6	Evansville/Loyola (Ill.)
1989	8	Loyola (Ill.)/Notre Dame
1990	9	Notre Dame
1991	9	Notre Dame
1992	7	Xavier
1993	9	Butler
1994	7	Notre Dame
1995	12	Notre Dame
1996	9	Green Bay
1997	9	Detroit
1998	8	Butler
1999	8	Green Bay
2000	8	Green Bay
2001	8	Green Bay/Milwaukee
2002	9	Green Bay
2003	9	Green Bay
2004	9	Green Bay
2005	9	Green Bay
2006	9	Green Bay (Tied with Milwaukee)
2007	9	Green Bay

Season	No.	Conference Tournament
1989	4	Notre Dame
1990	4	Notre Dame
1991	6	Notre Dame
1992	7	Notre Dame
1993	7	Xavier
1994	7	Notre Dame
1995	12	Northern Ill.
1996	8	Butler
1997	8	Detroit
1998	8	Green Bay
1999	8	Green Bay
2000	8	Green Bay
2001	8	Green Bay
2002	9	Green Bay
2003	9	Green Bay
2004	9	Green Bay
2005	9	Green Bay
2006	9	Milwaukee
2007	9	Green Bay

IVY GROUP

Season	No.	Regular Season
1983	8	Dartmouth
1984	8	Brown
1985	8	Brown/Princeton
1986	8	Dartmouth/Harvard
1987	8	Dartmouth
1988	8	Dartmouth/Harvard
1989	8	Dartmouth
1990	8	Dartmouth
1991	8	Harvard
1992	8	Brown
1993	8	Brown
1994	8	Brown/Dartmouth
1995	8	Dartmouth
1996	8	Harvard
1997	8	Harvard
1998	8	Harvard
1999	8	Dartmouth/Princeton
2000	8	Dartmouth
2001	8	Penn
2002	8	Harvard
2003	8	Harvard
2004	8	Penn
2005	8	Harvard (Tied with Dartmouth)
2006	8	Dartmouth (Tied with Princeton and Brown)
2007	8	Harvard

Season	No.	Conference Tournament
1975	8	Princeton
1976	8	Princeton
1977	8	Princeton
1978	8	Princeton
1979	8	Yale
1980	8	Dartmouth
1981	8	Dartmouth
1982	8	Dartmouth

METRO ATLANTIC ATHLETIC CONFERENCE

Season	No.	Regular Season
1982	6	St. Peter's
1983	6	St. Peter's
1984	7	Holy Cross/St. Peter's
1985	7	St. Peter's
1986	7	St. Peter's
1987	7	La Salle
1988	7	La Salle
1989	7	La Salle
1990	11	Fairfield/Manhattan/St. Peter's
1991	9	Fairfield
1992	9	La Salle
1993	8	Niagara/St. Peter's
1994	8	Siena
1995	8	St. Peter's
1996	8	St. Peter's
1997	8	St. Peter's
1998	10	Siena
1999	10	Siena
2000	10	Fairfield
2001	10	Siena
2002	10	Siena
2003	10	Manhattan/Siena
2004	10	Marist/Siena
2005	10	Marist
2006	10	Marist
2007	10	Marist

Season	No.	Conference Tournament
1982	6	St. Peter's
1983	2	St. Peter's
1984	6	St. Peter's
1985	6	Holy Cross
1986	6	La Salle
1987	6	Manhattan
1988	7	Fairfield
1989	7	Holy Cross
1990	11	Manhattan
1991	9	Fairfield
1992	9	St. Peter's
1993	8	St. Peter's
1994	8	Loyola (Md.)
1995	8	Loyola (Md.)
1996	8	Manhattan
1997	8	St. Peter's
1998	10	Fairfield
1999	10	St. Peter's
2000	10	St. Peter's
2001	10	Siena
2002	10	St. Peter's
2003	10	Manhattan
2004	10	Siena
2005	10	Canisius
2006	10	Marist
2007	10	Marist

METROPOLITAN COLLEGIATE ATHLETIC CONFERENCE

Season	No.	Regular Season
1984	8	Louisville/Memphis
1985	8	Memphis/South Carolina
1986	7	Memphis/South Carolina
1987	7	Memphis
1988	7	South Carolina
1989	7	South Carolina/Southern Miss.
1990	8	South Carolina
1991	8	Florida St./South Carolina
1992	7	Louisville
1993	7	Southern Miss.
1994	7	Southern Miss.
1995	7	Virginia Tech

Season	No.	Conference Tournament
1980	8	Louisville
1981	8	Louisville
1982	6	Memphis
1983	6	Louisville
1984	8	Louisville
1985	8	Memphis
1986	7	South Carolina
1987	7	Southern Miss.
1988	7	South Carolina
1989	7	South Carolina
1990	8	Southern Miss.
1991	8	Florida St.
1992	7	Southern Miss.
1993	7	Louisville
1994	7	Virginia Tech
1995	7	Southern Miss.

MID-AMERICAN CONFERENCE

Season	No.	Regular Season
1982	10	Miami (Ohio)
1983	10	Miami (Ohio)
1984	10	Central Mich.
1985	10	Central Mich.
1986	10	Ohio
1987	9	Bowling Green
1988	9	Bowling Green
1989	9	Bowling Green
1990	9	Miami (Ohio)
1991	9	Toledo
1992	9	Toledo
1993	10	Bowling Green
1994	10	Bowling Green
1995	10	Ohio/Toledo
1996	10	Kent St.
1997	10	Toledo
1998	12	Kent St.
1999	13	Kent St./Toledo
2000	13	Kent St.
2001	13	Toledo
2002	13	Kent St./Ball St.
2003	13	Ball St./Toledo (West) Miami (Ohio) (East)
2004	13	Miami (Ohio) (East) Eastern Mich. (West)
2005	13	Kent St./Marshall (East) Bowling Green (West)
2006	12	Bowling Green (East) Eastern Mich (West)
2007	12	Bowling Green (East) Ball St. (West)

Season	No.	Conference Tournament
1982	10	Miami (Ohio)
1983	4	Central Mich.
1984	4	Central Mich.
1985	4	Western Mich.
1986	4	Ohio
1987	4	Bowling Green
1988	7	Bowling Green
1989	7	Bowling Green
1990	7	Bowling Green
1991	7	Toledo
1992	8	Toledo
1993	8	Bowling Green
1994	8	Bowling Green
1995	8	Toledo
1996	8	Toledo
1997	8	Toledo
1998	8	Kent St.
1999	8	Toledo
2000	13	Kent St.
2001	13	Toledo
2002	13	Kent St.
2003	13	Western Mich.
2004	13	Eastern Mich.
2005	13	Western Mich.
2006	12	Bowling Green
2007	12	Bowling Green

MID-EASTERN ATHLETIC CONFERENCE

Season	No.	Regular Season
1984	7	South Carolina St.
1985	7	South Carolina St.
1986	8	South Carolina St.
1987	8	Howard/South Carolina St.
1988	8	N.C. A&T
1989	8	Howard/N.C. A&T
1990	8	N.C. A&T
1991	8	South Carolina St.
1992	8	South Carolina St.
1993	9	Coppin St./Florida A&M/ South Carolina St.
1994	9	South Carolina St.
1995	9	Florida A&M
1996	10	Florida A&M
1997	10	Howard
1998	11	Howard/Hampton
1999	11	Florida A&M/Hampton
2000	11	Howard
2001	11	Howard
2002	11	Howard

Season	No.	Regular Season
2003	11	Hampton
2004	11	Delaware St./Hampton
2005	11	Coppin St.
2006	11	Coppin St.
2007	11	Coppin St.

Season	No.	Conference Tournament
1986	8	South Carolina St.
1991	8	South Carolina St.
1992	8	South Carolina St.
1993	9	South Carolina St.
1994	9	N.C. A&T
1995	9	Florida A&M
1996	8	Howard
1997	10	Howard
1998	10	Howard
1999	11	Florida A&M
2000	11	Hampton
2001	11	Howard
2002	11	Norfolk St.
2003	11	Hampton
2004	11	Hampton
2005	11	Coppin St.
2006	11	Coppin St.
2007	11	Delaware St.

MIDDLE EASTERN COLLEGE ASSOCIATION

Season	No.	Regular Season
1987	6	Siena

Season	No.	Conference Tournament
1987	4	Siena

MISSOURI VALLEY CONFERENCE

Note: Gateway Collegiate Athletic Conference (women's programs of MVC schools) merged with the Missouri Valley Conference in July 1992.

Season	No.	Regular Season
1983	10	Eastern Ill.
1984	10	Drake
1985	10	Illinois St.
1986	10	Southern Ill.
1987	10	Southern Ill.
1988	10	Eastern Ill./Illinois St./Indiana St.
1989	10	Illinois St.
1990	10	Southern Ill./Illinois St. Missouri St.
1991	10	Missouri St.
1992	10	Missouri St.
1993	9	Missouri St.
1994	9	Missouri St.
1995	10	Missouri St.
1996	10	Missouri St.
1997	10	Drake
1998	10	Drake
1999	10	Missouri St.
2000	10	Drake
2001	10	Missouri St./Drake
2002	10	Creighton
2003	10	Creighton/Indiana St.
2004	10	Missouri St.
2005	10	Missouri St.
2006	10	Indiana St.
2007	10	Southern Ill.

Season	No.	Conference Tournament
1983	8	Illinois St.
1987	4	Southern Ill.
1988	4	Eastern Ill.
1989	4	Illinois St.
1990	4	Southern Ill.
1991	4	Missouri St.
1992	4	Missouri St.
1993	8	Missouri St.
1994	8	Missouri St.
1995	8	Drake
1996	8	Missouri St.
1997	8	Drake
1998	8	Drake
1999	8	Evansville
2000	8	Drake
2001	8	Missouri St.
2002	8	Creighton
2003	8	Missouri St.
2004	8	Missouri St.
2005	8	Missouri St.
2006	10	Missouri St.
2007	10	Drake

MOUNTAIN WEST ATHLETIC CONFERENCE

Note: Merged into the Big Sky Conference in 1989.

Season	No.	Regular Season
1984	8	Montana
1985	8	Idaho
1986	8	Montana
1987	7	Montana
1988	9	Montana

Season	No.	Conference Tournament
1984	4	Montana
1985	4	Idaho
1986	4	Montana
1987	4	Eastern Wash.
1988	4	Montana

MOUNTAIN WEST CONFERENCE

Note: All members were formerly in Western Athletic Conference.

Season	No.	Regular Season
2000	8	Utah
2001	8	Utah
2002	8	Colorado St.
2003	8	Utah
2004	8	New Mexico/Utah
2005	8	New Mexico (Tied with Utah)
2006	9	BYU
2007	9	BYU

Season	No.	Conference Tournament
2000	8	Utah
2001	8	Colorado St.
2002	8	BYU
2003	8	New Mexico
2004	8	New Mexico
2005	8	New Mexico
2006	9	Utah
2007	9	New Mexico

NEW SOUTH WOMEN'S ATHLETIC CONFERENCE

Note: Began under name of New South Conference in 1986, later became Trans America in 1992.

Season	No.	Regular Season
1986	6	Florida A&M
1987	6	Ga. Southern
1988	7	Ga. Southern
1989	7	Florida Int'l
1990	7	Ga. Southern/Florida Int'l
1991	7	Mercer

Season	No.	Conference Tournament
1986	6	Florida A&M
1987	6	Ga. Southern
1988	7	Ga. Southern
1989	7	Stetson
1990	7	Ga. Southern
1991	7	Miami (Fla.)

NORTH STAR CONFERENCE

Season	No.	Regular Season
1984	6	Loyola (Ill.)
1985	8	Notre Dame
1986	8	Notre Dame
1987	4	DePaul
1988	6	DePaul
1989	8	Northern Ill./Notre Dame
1990	7	Northern Ill.
1991	8	Green Bay
1992	7	Green Bay

Season	No.	Conference Tournament
1989	8	DePaul
1990	8	Northern Ill.
1991	8	DePaul
1992	4	Northern Ill.

NORTHEAST CONFERENCE

Note: Formerly ECAC Metro Conference before 1989.

Season	No.	Regular Season
1987	9	Monmouth
1988	9	Monmouth
1989	9	Wagner
1990	9	Mt. St. Mary's
1991	9	Mt. St. Mary's
1992	9	Mt. St. Mary's
1993	10	Mt. St. Mary's/ Fairleigh Dickinson
1994	10	Mt. St. Mary's
1995	10	Mt. St. Mary's
1996	10	Mt. St. Mary's
1997	10	St. Francis (Pa.)
1998	9	St. Francis (Pa.)
1999	11	Mt. St. Mary's
2000	12	St. Francis (Pa.)
2001	12	Mt. St. Mary's
2002	12	St. Francis (Pa.)
2003	12	St. Francis (Pa.)
2004	11	St. Francis (Pa.)
2005	11	St. Francis (Pa.)
2006	11	Sacred Heart
2007	11	Long Island/Robert Morris/ Sacred Heart

Season	No.	Conference Tournament
1987	6	Monmouth
1988	6	Robert Morris
1989	6	Wagner
1990	6	Fairleigh Dickinson
1991	6	Robert Morris
1992	6	Fairleigh Dickinson
1993	10	Mt. St. Mary's
1994	10	Mt. St. Mary's
1995	10	Mt. St. Mary's
1996	10	St. Francis (Pa.)
1997	10	St. Francis (Pa.)
1998	8	St. Francis (Pa.)
1999	8	St. Francis (Pa.)
2000	8	St. Francis (Pa.)
2001	8	Long Island
2002	8	St. Francis (Pa.)
2003	8	St. Francis (Pa.)
2004	8	St. Francis (Pa.)
2005	8	St. Francis (Pa.)
2006	8	Sacred Heart
2007	8	Robert Morris

NORTHERN PACIFIC ATHLETIC CONFERENCE

Season	No.	Regular Season
1984	10	Oregon
1985	9	Washington
1986	7	Oregon/Washington

Season	No.	Conference Tournament
1984	4	Oregon
1985	4	Washington

OHIO VALLEY CONFERENCE

Season	No.	Regular Season
1984	8	Middle Tenn.
1985	8	Middle Tenn.
1986	8	Middle Tenn.
1987	8	Middle Tenn./Tennessee Tech
1988	8	Middle Tenn.
1989	7	Middle Tenn.
1990	7	Tennessee Tech
1991	7	Tennessee Tech
1992	8	Tennessee Tech
1993	9	Tennessee Tech
1994	9	Tennessee St.
1995	9	Tennessee St./Eastern Ky./ Middle Tenn./Tennessee Tech
1996	9	Middle Tenn./Austin Peay
1997	10	Eastern Ky.
1998	10	Tennessee Tech/Eastern Ky.
1999	10	Tennessee Tech/Tenn.-Martin/ Middle Tenn.
2000	10	Tennessee Tech
2001	9	Tennessee Tech
2002	9	Eastern Ky./Tennessee Tech
2003	9	Austin Peay
2004	11	Austin Peay
2005	11	Eastern Ky.
2006	11	Tennessee Tech (Tied with Southeast Mo. St.)
2007	11	Southeast Mo. St.

Season	No.	Conference Tournament
1992	6	Tennessee Tech
1993	7	Tennessee Tech
1994	7	Tennessee St.
1995	7	Tennessee St.

Season	No.	Conference Tournament
1996	7	Austin Peay
1997	8	Eastern Ky.
1998	8	Middle Tenn.
1999	8	Tennessee Tech
2000	8	Tennessee Tech
2001	8	Austin Peay
2002	8	Austin Peay
2003	8	Austin Peay
2004	8	Austin Peay
2005	8	Eastern Ky.
2006	8	Southeast Mo. St.
2007	8	Southeast Mo. St.

OIL COUNTRY ATHLETIC CONFERENCE

Season	No.	Regular Season
1984	6	UTSA
1985	6	West Tex. A&M

PACIFIC COAST ATHLETIC ASSOCIATION

Note: Became Big West Conference in 1988.

Season	No.	Regular Season
1985	5	UNLV
1986	8	Long Beach St.
1987	10	Long Beach St.

Season	No.	Conference Tournament
1985	4	UNLV
1986	8	UNLV
1987	8	Long Beach St.

PACIFIC-10 CONFERENCE

Note: The Pacific-10 Conference combined the NorPac Conference with the Western Collegiate Athletic Association in 1986-87.

Season	No.	Regular Season
1987	10	Southern California
1988	10	Washington
1989	10	Stanford
1990	10	Stanford/Washington
1991	10	Stanford
1992	10	Stanford
1993	10	Stanford
1994	10	Southern California
1995	10	Stanford
1996	10	Stanford
1997	10	Stanford
1998	10	Stanford
1999	10	Oregon/UCLA
2000	10	Oregon
2001	10	Washington/Arizona St./ Stanford
2002	10	Stanford
2003	10	Stanford
2004	10	Arizona/Stanford
2005	10	Stanford
2006	10	Stanford
2007	10	Stanford

Season	No.	Conference Tournament
2002	10	Arizona St.
2003	10	Stanford
2004	10	Stanford
2005	10	Stanford
2006	10	UCLA
2007	10	Stanford

PACIFIC WEST ATHLETIC CONFERENCE

Note: After 1986, members were in Pacific-10 Conference.

Season	No.	Regular Season
1986	5	Southern California

PATRIOT LEAGUE

Season	No.	Regular Season
1991	7	Holy Cross
1992	8	Fordham
1993	8	Holy Cross
1994	8	Fordham
1995	8	Holy Cross
1996	7	Bucknell
1997	7	Holy Cross
1998	7	Holy Cross/Navy
1999	7	Holy Cross
2000	7	Holy Cross
2001	7	Holy Cross
2002	8	Holy Cross
2003	8	Holy Cross
2004	8	Colgate
2005	8	Holy Cross
2006	8	Army
2007	8	Bucknell

Season	No.	Conference Tournament
1991	7	Holy Cross
1992	8	Fordham
1993	8	Holy Cross
1994	8	Fordham
1995	8	Holy Cross
1996	7	Holy Cross
1997	7	Lehigh
1998	7	Holy Cross
1999	7	Holy Cross
2000	7	Holy Cross
2001	7	Holy Cross
2002	8	Bucknell
2003	8	Holy Cross
2004	8	Colgate
2005	8	Holy Cross
2006	8	Army
2007	8	Holy Cross

SEABOARD CONFERENCE

Note: Began in 1985 as ECAC Seaboard Conference and became the North Atlantic Conference in 1990.

Season	No.	Regular Season
1985	6	Northeastern/New Hampshire
1986	7	Northeastern
1987	8	Northeastern
1988	8	Maine/Boston U.
1989	8	Maine

Season	No.	Conference Tournament
1985	4	Northeastern
1986	4	Northeastern
1987	4	Northeastern
1988	4	Boston U.
1989	4	Boston U.

SOUTHEASTERN CONFERENCE

Season	No.	Regular Season
1980	10	Tennessee
1981	10	Auburn
1982	10	Kentucky
1983	10	Tennessee
1984	10	Georgia/Tennessee
1985	10	Mississippi
1986	10	Georgia
1987	10	Auburn
1988	10	Auburn
1989	10	Auburn
1990	10	Tennessee
1991	10	Georgia
1992	12	Mississippi
1993	12	Tennessee
1994	12	Tennessee
1995	12	Tennessee
1996	12	Georgia
1997	12	Georgia
1998	12	Tennessee
1999	12	Tennessee
2000	12	Tennessee/Georgia
2001	12	Tennessee
2002	12	Tennessee
2003	12	Tennessee
2004	12	Tennessee
2005	12	LSU
2006	12	LSU
2007	12	Tennessee

Season	No.	Conference Tournament
1980	10	Tennessee
1981	10	Auburn
1982	10	Kentucky
1983	10	Georgia
1984	10	Georgia
1985	10	Tennessee
1986	10	Georgia
1987	10	Auburn
1988	10	Tennessee
1989	10	Tennessee
1990	10	Auburn
1991	10	LSU
1992	12	Tennessee
1993	12	Vanderbilt
1994	12	Tennessee
1995	12	Vanderbilt
1996	12	Tennessee
1997	12	Auburn
1998	12	Tennessee
1999	12	Tennessee
2000	12	Tennessee
2001	12	Georgia
2002	12	Vanderbilt
2003	12	LSU
2004	12	Vanderbilt
2005	12	Tennessee
2006	12	Tennessee
2007	12	Vanderbilt

SOUTHERN CONFERENCE

Season	No.	Regular Season
1984	7	Chattanooga
1985	7	Marshall/Chattanooga
1986	7	Marshall/Chattanooga
1987	6	Appalachian St./Marshall
1988	6	Appalachian St./Marshall
1989	6	Appalachian St./Marshall
1990	6	Furman
1991	6	Chattanooga
1992	6	Furman/Chattanooga
1993	7	Furman
1994	8	Ga. Southern
1995	8	East Tenn. St.
1996	8	Appalachian St.
1997	8	Furman
1998	9	Ga. Southern
1999	10	UNC Greensboro
2000	10	Chattanooga
2001	10	Chattanooga/Ga. Southern
2002	10	Chattanooga/UNC Greensboro
2003	10	Chattanooga
2004	11	Chattanooga
2005	11	Chattanooga
2006	10	Chattanooga
2007	10	Chattanooga/Western Caro.

Season	No.	Conference Tournament
1984	6	Chattanooga
1985	4	Chattanooga
1986	6	Chattanooga
1987	6	Appalachian St.
1988	6	Appalachian St.
1989	6	Chattanooga
1990	6	Appalachian St.
1991	6	Appalachian St.
1992	6	Chattanooga
1993	6	Ga. Southern
1994	6	Ga. Southern
1995	8	Furman
1996	8	Appalachian St.
1997	8	Marshall
1998	9	UNC Greensboro
1999	10	Appalachian St.
2000	10	Furman
2001	10	Chattanooga
2002	10	Chattanooga
2003	10	Chattanooga
2004	11	Chattanooga
2005	11	Chattanooga
2006	10	Chattanooga
2007	10	Chattanooga

SOUTHLAND CONFERENCE

Season	No.	Regular Season
1983	7	La.-Monroe
1984	7	La.-Monroe
1985	7	La.-Monroe
1986	7	North Texas/McNeese St.
1987	7	La.-Monroe
1988	8	Stephen F. Austin
1989	8	Stephen F. Austin
1990	8	Stephen F. Austin
1991	8	Stephen F. Austin
1992	10	Stephen F. Austin
1993	10	Stephen F. Austin
1994	10	Stephen F. Austin
1995	10	Northwestern St.
1996	10	Stephen F. Austin
1997	9	Stephen F. Austin
1998	10	Stephen F. Austin

Season	No.	Regular Season
1999	11	Northwestern St.
2000	11	Stephen F. Austin
2001	11	Stephen F. Austin
2002	11	Stephen F. Austin
2003	11	UTSA
2004	11	Northwestern St.
2005	11	La. Monroe (Tied with Texas-Arlington)
2006	11	Stephen F. Austin
2007	11	Texas-Arlington

Season	No.	Conference Tournament
1988	6	Stephen F. Austin
1989	6	Stephen F. Austin
1990	6	Stephen F. Austin
1991	6	Stephen F. Austin
1992	8	Stephen F. Austin
1993	8	Stephen F. Austin
1994	8	Stephen F. Austin
1995	8	Stephen F. Austin
1996	6	Stephen F. Austin
1997	6	Texas St.
1998	6	Stephen F. Austin
1999	6	Stephen F. Austin
2000	8	Stephen F. Austin
2001	8	Stephen F. Austin
2002	8	Stephen F. Austin
2003	8	Texas St.
2004	8	Northwestern St.
2005	8	Texas-Arlington
2006	8	Stephen F. Austin
2007	8	Texas-Arlington

SOUTHWEST CONFERENCE

Season	No.	Regular Season
1983	9	Texas
1984	9	Texas
1985	9	Texas
1986	9	Texas
1987	9	Texas
1988	9	Texas
1989	9	Texas
1990	9	Texas
1991	9	Arkansas
1992	8	Texas Tech
1993	8	Texas/Texas Tech
1994	8	Texas Tech
1995	8	Texas Tech
1996	8	Texas Tech/Texas

Season	No.	Conference Tournament
1983	9	Texas
1984	9	Texas
1985	9	Texas
1986	9	Texas
1987	9	Texas
1988	9	Texas
1989	9	Texas
1990	9	Texas
1991	9	Arkansas
1992	8	Texas Tech
1993	8	Texas Tech
1994	8	Texas
1995	8	Texas Tech
1996	8	Texas A&M

SOUTHWESTERN ATHLETIC CONFERENCE

Season	No.	Regular Season
1982	8	Jackson St.
1983	8	Jackson St.
1984	8	Alcorn St.
1985	8	Alcorn St.
1986	8	Alcorn St.
1987	8	Grambling
1988	8	Mississippi Val.
1989	8	Grambling
1990	8	Grambling
1991	8	Alcorn St.
1992	8	Alcorn St.
1993	8	Alcorn St./Southern U.
1994	8	Alcorn St.
1995	8	Jackson St./Grambling/ Alcorn St.
1996	8	Grambling
1997	8	Grambling
1998	9	Grambling
1999	9	Grambling
2000	10	Grambling
2001	10	Alcorn St.
2002	10	Southern U.
2003	10	Alabama St.
2004	10	Alabama St./Jackson St.
2005	10	Alcorn St.
2006	10	Southern/Jackson St.
2007	10	Jackson St./Prairie View

Season	No.	Conference Tournament
1984	7	Jackson St.
1985	7	Alcorn St.
1986	7	Alcorn St.
1987	7	Mississippi Val.
1988	7	Grambling
1989	7	Alabama St.
1990	7	Jackson St.
1991	7	Alcorn St.
1992	7	Alcorn St.
1993	7	Mississippi Val.
1994	7	Grambling
1995	7	Jackson St.
1996	7	Grambling
1997	8	Grambling
1998	8	Grambling
1999	8	Grambling
2000	8	Alcorn St.
2001	8	Alcorn St.
2002	8	Southern U.
2003	8	Alabama St.
2004	8	Southern U.
2005	8	Alcorn St.
2006	8	Southern
2007	8	Prairie View

SUMMIT LEAGUE

Note: Known as the Mid-Continent Conference until 2007. The league was originally formed from the Association of Mid-Continent Universities in 1982 and later picked up members from the North Star Conference and Gateway Collegiate Athletic Conference.

Season	No.	Regular Season
1984	6	Loyola (Ill.)
1985	8	Notre Dame
1986	8	Notre Dame
1987	4	DePaul
1988	6	DePaul
1989	8	DePaul
1990	8	Northern Ill.
1991	8	Green Bay
1992	8	Green Bay
1993	9	Northern Ill.
1994	10	Northern Ill.
1995	10	Buffalo/Western Ill./ Youngstown St.
1996	10	Youngstown St.
1997	9	Troy/Youngstown St.
1998	9	Youngstown St.
1999	8	Youngstown St./Valparaiso
2000	9	Oakland
2001	9	Oakland
2002	8	Valparaiso
2003	8	Western Ill.
2004	9	Western Ill.
2005	9	Western Ill.
2006	9	Western Ill.
2007	8	Oakland

Season	No.	Conference Tournament
1989	8	DePaul
1990	7	Northern Ill.
1991	8	DePaul
1992	7	Northern Ill.
1993	8	Northern Ill.
1994	6	Green Bay
1995	6	Western Ill.
1996	8	Youngstown St.
1997	8	Troy
1998	8	Youngstown St.
1999	8	Oral Roberts
2000	8	Youngstown St.
2001	8	Oral Roberts
2002	8	Oakland
2003	8	Valparaiso
2004	9	Valparaiso
2005	9	Oral Roberts
2006	9	Oakland
2007	8	Oral Roberts

SUN BELT CONFERENCE

Season	No.	Regular Season
1983	7	Old Dominion
1984	7	Old Dominion
1985	7	Old Dominion
1986	7	Western Ky.
1987	7	South Ala./Old Dominion
1988	7	Old Dominion
1989	7	Old Dominion/Western Ky./ South Ala.
1990	7	Charlotte/Old Dominion/ UAB/South Ala./Western Ky.
1991	7	UAB/Western Ky.
1992	9	Lamar/Western Ky.
1993	8	Louisiana Tech/Western Ky.
1994	8	Louisiana Tech
1995	8	Louisiana Tech
1996	8	Louisiana Tech
1997	8	Louisiana Tech/Western Ky.
1998	8	Louisiana Tech
1999	7	Louisiana Tech
2000	9	Louisiana Tech
2001	12	Louisiana Tech
2002	11	Florida Int'l
2003	11	Western Ky./South Ala./ New Mexico St.
2004	11	Arkansas St./Middle Tenn./ Western Ky. (East) South Ala. (West)
2005	11	Western Ky. (East) La. Lafayette (West)
2006	11	Western Ky. (East) North Texas (West)
2007	13	Middle Tenn. (East) La.-Lafayette (West)

Season	No.	Conference Tournament
1983	7	Old Dominion
1984	7	Old Dominion
1985	7	Old Dominion
1986	7	Western Ky.
1987	7	Old Dominion
1988	7	Western Ky.
1989	7	Western Ky.
1990	7	Old Dominion
1991	7	Western Ky.
1992	8	Western Ky.
1993	7	Western Ky.
1994	8	Louisiana Tech
1995	8	Western Ky.
1996	8	Louisiana Tech
1997	8	Louisiana Tech
1998	8	Louisiana Tech
1999	7	Louisiana Tech
2000	9	Louisiana Tech
2001	12	Louisiana Tech
2002	11	Florida Int'l
2003	11	Western Ky.
2004	8	Middle Tenn.
2005	8	Middle Tenn.
2006	8	Western Ky.
2007	8	Middle Tenn.

WEST COAST CONFERENCE

Season	No.	Regular Season
1986	7	Alliant Int'l
1987	7	San Francisco
1988	8	Gonzaga
1989	8	St. Mary's (Cal.)
1990	8	St. Mary's (Cal.)
1991	8	Santa Clara
1992	8	Santa Clara/San Francisco/ Portland
1993	8	Santa Clara
1994	8	Santa Clara
1995	8	San Francisco
1996	8	San Francisco/Portland
1997	8	Portland
1998	8	Santa Clara
1999	8	Santa Clara/Pepperdine
2000	8	Pepperdine
2001	8	St. Mary's (Cal.)/Santa Clara
2002	8	Pepperdine
2003	8	Pepperdine
2004	8	Loyola Marymount
2005	8	Gonzaga
2006	8	Santa Clara/Gonzaga
2007	8	Gonzaga

Season	No.	Conference Tournament
1992	4	Santa Clara
1993	4	San Diego
1994	4	Portland
1995	8	San Francisco
1996	8	San Francisco
1997	8	San Francisco
1998	8	Santa Clara
1999	8	St. Mary's (Cal.)
2000	8	San Diego
2001	8	St. Mary's (Cal.)
2002	8	Pepperdine
2003	8	Pepperdine
2004	8	Loyola Marymount
2005	8	Santa Clara
2006	8	Pepperdine
2007	8	Gonzaga

WESTERN ATHLETIC CONFERENCE

Note: Before 1990, the women played in the High Country Athletic Conference and merged with the WAC in 1990.

Season	No.	Regular Season
1990	6	Wyoming
1991	7	Creighton
1992	8	Creighton
1993	8	BYU
1994	8	San Diego St.
1995	8	San Diego St.
1996	8	Colorado St.
1997	16	San Diego St./Utah
1998	16	Hawaii/Utah/Colorado St.
1999	16	Colorado St./New Mexico/Utah
2000	8	SMU
2001	9	TCU
2002	10	Louisiana Tech
2003	10	Louisiana Tech
2004	10	Louisiana Tech
2005	10	Rice (Tied with Louisiana Tech)
2006	9	Louisiana Tech
2007	9	Boise St.

Season	No.	Conference Tournament
1990	4	Utah
1991	4	Utah
1992	8	Creighton
1993	8	BYU
1994	8	San Diego St.
1995	8	Utah
1996	8	Colorado St.
1997	12	San Diego St.
1998	12	New Mexico
1999	12	SMU
2000	8	Rice
2001	9	TCU
2002	10	Louisiana Tech
2003	10	Louisiana Tech
2004	10	Louisiana Tech
2005	10	Rice
2006	9	Louisiana Tech
2007	9	Boise St.

WESTERN COLLEGIATE ATHLETIC ASSOCIATION

Season	No.	Regular Season
1984	8	Southern California/ Long Beach St.
1985	8	Long Beach St.

CONFERENCES

Division I Conference Alignment History

AMERICA EAST CONFERENCE
(Formerly North Atlantic)
(1990-present)

Albany (N.Y.)	2001-present
Binghamton	2001-present
Boston U.	1990-present
Colgate	1990-91
Delaware	1993-01
Drexel	1992-01
Hartford	1990-present
Hofstra	1995-01
Maine	1990-present
UMBC	2003-present
New Hampshire	1990-present
Northeastern	1990-05
Stony Brook	2002-present
Towson	1995-02
Vermont	1990-present

AMERICAN SOUTH CONFERENCE
(1988-91)

Arkansas St.	1988-91
UCF	1990-91
Lamar	1988-91
La.-Lafayette	1988-91
Louisiana Tech	1988-91
New Orleans	1988-91
Tex.-Pan American	1988-91

AMERICAN WEST CONFERENCE
(1995-96)

Cal Poly	1995-96
Cal St. Northridge	1995-96
Sacramento St.	1995-96
Southern Utah	1995-96

ATLANTIC COAST CONFERENCE
(1978-present)

Boston College	2006-present
Clemson	1978-present
Duke	1978-present
Florida St.	1991-present
Georgia Tech	1985-present
Maryland	1978-present
Miami (Fla.)	2005-present
North Carolina	1978-present
North Carolina St.	1978-present
Virginia	1978-present
Virginia Tech	2005-present
Wake Forest	1978-present

ATLANTIC SUN CONFERENCE
(2001-present)

Note: From 1985-91, the conference operated as the New South Women's Athletic Conference before merging with the TAAC in 1991. Was Trans America Athletic Conference until 2001.

Belmont	2001-present
Campbell	1995-present
Centenary (La.)	1992-95
UCF	1986-90, 1993-05
Col. of Charleston	1992-99
East Tenn. St.	2006-present
Florida A&M	1986-92
Fla. Atlantic	1994-06
Florida Int'l	1989-99
Gardner-Webb	2002-present
Ga. Southern	1986-92
Georgia St.	1986-05
Jacksonville	2000-present
Jacksonville St.	1995-03
Lipscomb	2004-present
Mercer	1986-present
Miami (Fla.)	1991
Samford	1988, 98-03
Southeastern La.	1992-97
Stetson	1986-present
Troy	1998-05

ATLANTIC 10 CONFERENCE
(1983-present)

Charlotte	2006-present
Dayton	1995-present
Duquesne	1984-92, 94-present
Fordham	1995-present
George Washington	1983-present
La Salle	1995-present
Massachusetts	1983-present
Penn St.	1983-91
Rhode Island	1983-present
Richmond	2001-present
Rutgers	1983-95
St. Bonaventure	1987-present
St. Joseph's	1983-present
St. Louis	2006-present
Temple	1983-present
Virginia Tech	1995-01
West Virginia	1983-95
Xavier	1995-present

BIG EAST CONFERENCE
(1983-present)

Boston College	1983-05
Cincinnati	2006-present
Connecticut	1983-present
DePaul	2006-present
Georgetown	1983-present
Louisville	2006-present
Marquette	2006-present
Miami (Fla.)	1991-04
Notre Dame	1995-present
Pittsburgh	1983-present
Providence	1983-present
Rutgers	1995-present
St. John's (N.Y.)	1983-present
Seton Hall	1983-present
South Fla.	2006-present
Syracuse	1983-present
Villanova	1983-present
Virginia Tech	2001-04
West Virginia	1995-present

BIG EIGHT CONFERENCE
(1976-96)

Colorado	1976-96
Iowa St.	1976-96
Kansas	1976-96
Kansas St.	1976-96
Missouri	1976-96
Nebraska	1976-96
Oklahoma	1976-96
Oklahoma St.	1976-96

BIG SKY CONFERENCE
(1983-present)

Boise St.	1983-96
Cal St. Northridge	1996-01
Eastern Wash.	1983-present
Idaho	1983-96
Idaho St.	1983-present
Montana	1983-present
Montana St.	1983-present
Nevada	1988-92
Northern Ariz.	1989-present
Northern Colo.	2008
Portland St.	1983-86, 96-present
Sacramento St.	1996-present
Weber St.	1983-present

BIG SOUTH CONFERENCE
(1987-present)

Augusta St.	1987-91
Birmingham So.	2004-present
Campbell	1987-94
Charleston So.	1987-present
Coastal Caro.	1987-present
Elon	2000-03
High Point	2000-present
Liberty	1993-present
UMBC	1992-93, 95-99
UNC Asheville	1987-present
UNC Greensboro	1993-97
Radford	1987-present
Towson	1993-95
Winthrop	1987-present

BIG TEN CONFERENCE
(1983-present)

Illinois	1983-present
Indiana	1983-present
Iowa	1983-present
Michigan	1983-present
Michigan St.	1983-present
Minnesota	1983-present
Northwestern	1983-present
Ohio St.	1983-present
Penn St.	1993-present
Purdue	1983-present
Wisconsin	1983-present

BIG 12 CONFERENCE
(1996-present)

Baylor	1996-present
Colorado	1996-present
Iowa St.	1996-present
Kansas	1996-present
Kansas St.	1996-present
Missouri	1996-present
Nebraska	1996-present
Oklahoma	1996-present
Oklahoma St.	1996-present
Texas	1996-present
Texas A&M	1996-present
Texas Tech	1996-present

BIG WEST CONFERENCE
(1984-present)

Boise St.	1996-01
UC Davis	2008
UC Irvine	1984-present
UC Riverside	2001-present
UC Santa Barb.	1984-present
Cal Poly	1996-present
Cal St. Fullerton	1986-present
Cal St. Northridge	2001-present
Fresno St.	1987-92
Hawaii	1985-96
Idaho	1996-05
Long Beach St.	1986-present
Nevada	1993-00
UNLV	1984-96
New Mexico St.	1991-00
North Texas	1996-00
Pacific	1985-present
San Diego St.	1986-90
San Jose St.	1987-96
Utah St.	2004-05

COLONIAL ATHLETIC ASSOCIATION
(1986-present)

American	1986-01
Delaware	2001-present
Drexel	2001-present
East Caro.	1986-01
George Mason	1986-present
Georgia St.	2006-present
Hofstra	2001-present
James Madison	1986-present
UNC Wilmington	1986-present
Northeastern	2006-present
Old Dominion	1993-present
Richmond	1986-01
Towson	2001-present
VCU	1995-present
William & Mary	1986-present

CONFERENCE USA
(1995-present)

UAB	1995-present
UCF	2006-present
Charlotte	1995-05
Cincinnati	1995-05
DePaul	1995-05
East Caro.	2001-present
Houston	1996-present
Louisville	1995-05
Marquette	1995-05
Marshall	2006-present
Memphis	1995-present
Rice	2006-present
St. Louis	1995-05
SMU	2006-present
South Fla.	1995-05
Southern Miss.	1995-present
UTEP	2006-present
TCU	2001-5
Tulane	1995-present
Tulsa	2006-present

COSMOPOLITAN ATHLETIC CONFERENCE
(1984-86)

Fairleigh Dickinson	1984-86
Long Island	1984-86
Marist	1984-86
Monmouth	1984-86
Montclair St.	1984-86
Queens (N.Y.)	1984-86
Siena	1984-86
Wagner	1984-86

EAST COAST CONFERENCE
(1984-92)

American	1984-85
Brooklyn	1991-92
Bucknell	1984-90
Buffalo	1991-92
Central Conn. St.	1990-92
Delaware	1984-91
Drexel	1984-91
Hofstra	1984-92
La Salle	1984-83
Lafayette	1984-90
Lehigh	1984-90
UMBC	1990-92
Rider	1984-92
Towson	1984-92

ECAC METRO CONFERENCE
(1987-88)

Fairleigh Dickinson	1987-88
Long Island	1987-88
Marist	1987-88
Monmouth	1987-88
Montclair St.	1987-88
Queens (N.Y.)	1987-88
Robert Morris	1987-88
Siena	1987-88
Wagner	1987-88

ECAC SOUTH CONFERENCE
(1984-85)

American	1985
East Caro.	1984-85
George Mason	1984-85
James Madison	1984-85
UNC Wilmington	1985
Richmond	1984-85
William & Mary	1984-85

GATEWAY COLLEGIATE ATHLETIC CONFERENCE
(1983-92)

Bradley	1983-92
Drake	1983-92
Eastern Ill.	1983-92
Illinois St.	1983-92
Indiana St.	1983-92
UNI	1983-92
Southern Ill.	1983-92
Missouri St.	1983-92
Western Ill.	1983-92
Wichita St.	1983-92

GREAT MIDWEST CONFERENCE
(1992-95)

UAB	1992-95
Cincinnati	1992-95
Dayton	1994-95
DePaul	1992-95
Marquette	1992-95
Memphis	1992-95
St. Louis	1992-95

GULF STAR CONFERENCE
(1985-87)

Nicholls St.	1985-87
Northwestern St.	1985-87
Sam Houston St.	1985-87
Southeastern La.	1985-87
Texas St.	1985-87
Stephen F. Austin	1985-87

HIGH COUNTRY ATHLETIC CONFERENCE
(1984-89)

BYU	1984-89
Colorado St.	1984-89
New Mexico	1984-89
New Mexico St.	1984-89
Utah	1984-89
Utah St.	1985-87
Wyoming	1984-89

HORIZON LEAGUE
(2001-present)

Note: Members were in Midwestern Collegiate Conference until 2001.

Butler	2001-present
Cleveland St.	2001-present
Detroit	2001-present
Green Bay	2001-present
Ill.-Chicago	2001-present
Loyola (Ill.)	2001-present
Milwaukee	2001-present
Valparaiso	2008
Wright St.	2001-present
Youngstown St.	2001-present

IVY GROUP
(1975-present)

Brown	1975-present
Columbia	1975-present
Cornell	1975-present
Dartmouth	1975-present
Harvard	1975-present
Penn	1975-present
Princeton	1975-present
Yale	1975-present

METRO ATLANTIC ATHLETIC CONFERENCE
(1982-present)

Army	1982-83
Canisius	1990-present
Fairfield	1982-present
Fordham	1982-91
Holy Cross	1984-91
Iona	1982-present
La Salle	1984-93
Loyola (Md.)	1990-present
Manhattan	1982-present
Marist	1998-present
Niagara	1990-present
Rider	1998-present
St. Peter's	1982-present
Siena	1990-present

METROPOLITAN COLLEGIATE ATHLETIC CONFERENCE
(1984-95)

Charlotte	1992-95
Cincinnati	1984-91
Florida St.	1984-91
Louisville	1984-95
Memphis	1984-91
South Carolina	1984-91
South Fla.	1992-95

Southern Miss.	1984-95
Tulane	1984-85, 90-95
VCU	1992-95
Virginia Tech	1984-95

MID-AMERICAN CONFERENCE
(1982-present)

Akron	1993-present
Ball St.	1982-present
Bowling Green	1982-present
Buffalo	1999-present
Central Mich.	1982-present
Eastern Mich.	1982-present
Kent St.	1982-present
Marshall	1998-05
Miami (Ohio)	1982-present
Northern Ill.	1982-86, 98-present
Ohio	1982-present
Toledo	1982-present
Western Mich.	1982-present

MID-EASTERN ATHLETIC CONFERENCE
(1984-present)

Bethune-Cookman	1984-present
Coppin St.	1986-present
Delaware St.	1984-present
Florida A&M	1984-85, 93-present
Hampton	1996-present
Howard	1984-present
Md.-East. Shore	1984-present
Morgan St.	1985-present
Norfolk St.	1998-present
N.C. A&T	1984-present
South Carolina St.	1984-present

MIDDLE EASTERN COLLEGE ASSOCIATION
(1987)

Canisius	1987
Colgate	1987
Niagara	1987
Queens (N.Y.)	1987
Siena	1987
Utica	1987

MIDWESTERN COLLEGIATE CONFERENCE
(1987-01)

Butler	1987-01
Cleveland St.	1995-01
Detroit	1987-01
Dayton	1989-93
Duquesne	1993-94
Evansville	1987-94
Green Bay	1995-01
Ill.-Chicago	1995-01
La Salle	1993-95
Loyola (Ill.)	1987-01
Marquette	1990-91
Milwaukee	1995-01
Northern Ill.	1995-97
Notre Dame	1989-95
Oral Roberts	1987-88
St. Louis	1987-91
Wright St.	1995-01
Xavier	1987-95

MISSOURI VALLEY CONFERENCE
(1983-present)

Bradley	1983-present
Creighton	1993-present
Drake	1983-present
Eastern Ill.	1983-92
Evansville	1995-present
Illinois St.	1983-present
Indiana St.	1983-present
Missouri St.	1983-present
UNI	1983-present
Southern Ill.	1983-present
Western Ill.	1983-92
Wichita St.	1983-present

MOUNTAIN WEST ATHLETIC CONFERENCE
(1984-88)

Boise St.	1984-88
Eastern Wash.	1984-88
Idaho	1984-88
Idaho St.	1984-88
Montana	1984-88
Montana St.	1984-88
Portland St.	1984-88
Weber St.	1984-88

MOUNTAIN WEST CONFERENCE
(2000-present)

Note: All original members formerly belonged to the Western Athletic Conference.

Air Force	2000-present
BYU	2000-present
Colorado St.	2000-present
UNLV	2000-present
New Mexico	2000-present
San Diego St.	2000-present
TCU	2006-present
Utah	2000-present
Wyoming	2000-present

NEW SOUTH WOMEN'S ATHLETIC CONFERENCE
(1986-92)

UCF	1986-90
Florida A&M	1986-92
Florida Int'l	1988-92
Ga. Southern	1986-92
Georgia St.	1986-92
Mercer	1986-92
Miami (Fla.)	1991-92
Stetson	1986-92

NORTH STAR CONFERENCE
(1984-92)

Akron	1989-92
Cleveland St.	1989-92
Dayton	1985-89
DePaul	1984-91
Detroit	1984-86
Evansville	1984-86
Green Bay	1989-92
Ill.-Chicago	1989-91
Loyola (Ill.)	1984-86
Marquette	1987-89
Northern Ill.	1988-92
Notre Dame	1984-89
Valparaiso	1988-92
Wright St.	1991-92
Xavier	1984-86

NORTHEAST CONFERENCE
(1987-present)

Central Conn. St.	1998-present
Fairleigh Dickinson	1987-present
Long Island	1987-present
Loyola (Md.)	1987-89
Marist	1987-97
UMBC	1999-03
Monmouth	1987-present
Mt. St. Mary's	1990-present
Quinnipiac	1999-present
Rider	1993-97
Robert Morris	1987-present
Sacred Heart	2000-present
St. Francis (N.Y.)	1987-present
St. Francis (Pa.)	1987-present
Wagner	1987-present

NORTHERN PACIFIC ATHLETIC CONFERENCE
(1984-86)

California	1984-86
Fresno St.	1984-86
Oregon	1984-86
Oregon St.	1984-86
Pacific	1984-86
San Francisco	1984-86
San Jose St.	1984-86
Santa Clara	1984-86
Washington	1984-86
Washington St.	1984-86

OHIO VALLEY CONFERENCE
(1984-present)

Akron	1984-87
Austin Peay	1984-present
Eastern Ill.	1996-present
Eastern Ky.	1984-present
Jacksonville St.	2004-present
Middle Tenn.	1984-00
Morehead St.	1984-present
Murray St.	1984-present
Samford	2004-present
Southeast Mo. St.	1992-present
Tenn.-Martin	1993-present
Tennessee St.	1988-present
Tennessee Tech	1984-present
Youngstown St.	1984-88

OIL COUNTRY ATHLETIC CONFERENCE
(1984-85)

Hardin-Simmons	1984-85
Oklahoma City	1984-85
Oral Roberts	1984-85
UTEP	1984-85
UTSA	1984-85
West Tex. A&M	1984-85

PACIFIC COAST ATHLETIC CONFERENCE
(1985-87)

UC Irvine	1985-87
UC Santa Barb.	1985-87
Cal St. Fullerton	1986-87
Fresno St.	1987
Hawaii	1985-87
Long Beach St.	1986-87
UNLV	1985-87
Pacific	1985-87
San Diego St.	1986-87
San Jose St.	1987

PACIFIC-10 CONFERENCE
(1987-present)

Arizona	1987-present
Arizona St.	1987-present
California	1987-present
Oregon	1987-present
Oregon St.	1987-present
Southern California	1987-present
Stanford	1987-present
UCLA	1987-present
Washington	1987-present
Washington St.	1987-present

PACIFIC WEST ATHLETIC CONFERENCE
(1986)

Arizona	1986
Arizona St.	1986
Southern California	1986
Stanford	1986
UCLA	1986

PATRIOT LEAGUE
(1991-present)

American	2001-present
Army	1991-present
Bucknell	1991-present
Colgate	1991-present
Fordham	1991-95
Holy Cross	1991-present
Lafayette	1991-present
Lehigh	1991-present
Navy	1992-present

SEABOARD CONFERENCE
(1985-89)

Boston U.	1985-89
Brooklyn	1985-89

Central Conn. St.	1987-89
Hartford	1986-89
Maine	1985-89
New Hampshire	1985-89
Northeastern	1985-89
Vermont	1985-89

SOUTHEASTERN CONFERENCE

(1980-present)

Alabama	1980-present
Arkansas	1992-present
Auburn	1980-present
Florida	1980-present
Georgia	1980-present
Kentucky	1980-present
LSU	1980-present
Mississippi	1980-present
Mississippi St.	1980-present
South Carolina	1992-present
Tennessee	1980-present
Vanderbilt	1980-present

SOUTHERN CONFERENCE

(1984-present)

Appalachian St.	1984-present
Chattanooga	1984-present
Col. of Charleston	1999-present
Davidson	1984-86, 94-present
East Tenn. St.	1984-05
Elon	2004-present
Furman	1984-present
Ga. Southern	1992-present
Marshall	1984-97
UNC Greensboro	1998-present
Western Caro.	1984-present
Wofford	1998-present

SOUTHLAND CONFERENCE

(1983-present)

Arkansas St.	1983-87
Lamar	1983-87, 99-present
La.-Lafayette	1983-87
La.-Monroe	1983-06
McNeese St.	1983-present
Nicholls St.	1992-present
North Texas	1984-96
Northwestern St.	1988-present
Sam Houston St.	1988-present
Southeastern La.	1998-present
Stephen F. Austin	1988-present
A&M-Corpus Christi	2007-present
Texas-Arlington	1983-present
UTSA	1992-present
Texas St.	1988-present

SOUTHWEST CONFERENCE

(1983-96)

Arkansas	1983-91
Baylor	1983-96
Houston	1983-96
Rice	1983-96
SMU	1983-96
Texas	1983-96
Texas A&M	1983-96
TCU	1983-96
Texas Tech	1983-96

SOUTHWESTERN ATHLETIC CONFERENCE

(1982-present)

Alabama A&M	2000-present
Alabama St.	1982-present
Alcorn St.	1982-present
Ark.-Pine Bluff	1998-present
Grambling	1982-present
Jackson St.	1982-present
Mississippi Val.	1982-present
Prairie View	1982-present
Southern U.	1982-present
Texas Southern	1982-present

SUMMIT LEAGUE

(1984-present)

Known as the Mid-Continent Conference until 2007.

Akron	1989-91
Buffalo	1995-99
Butler	1984-86
Centenary (La.)	2004-present
Central Conn. St.	1995-97
Chicago St.	1995-06
Cleveland St.	1989-94
Dayton	1985-88
DePaul	1984-91
Detroit	1984-86
Eastern Ill.	1993-96
Evansville	1984-86
Green Bay	1989-93
Ill.-Chicago	1989-94
IPFW	2008-present
IUPUI	1999-present
Loyola (Ill.)	1984-86
Marquette	1987-89
UMKC	1995-present
Northeastern Ill.	1995-99
Northern Ill.	1988-89
Notre Dame	1984-88
Oakland	2000-present
Oral Roberts	1998-present
Southern Utah	1998-present
Troy	1995-97
Valparaiso	1988-07
Western Ill.	1993-present
Wright St.	1990-93
Xavier	1984-86
Youngstown St.	1992-01

SUN BELT CONFERENCE

(1983-present)

UAB	1983-91
Ark.-Little Rock	2000-present
Arkansas St.	1992-present
UCF	1991-92
Charlotte	1983-91
Denver	2000-present
Fla. Atlantic	2007-present
Florida Int'l	1999-present
Lamar	1992-99
La.-Lafayette	1992-present
La.-Monroe	2007-present
Louisiana Tech	1992-01
Middle Tenn.	2001-present
New Mexico St.	2001-05
New Orleans	1992-present
North Texas	2001-present
Old Dominion	1983-91
South Ala.	1983-present
South Fla.	1983-91
Tex.-Pan American	1992-99
Troy	2006-present
VCU	1983-91
Western Ky.	1983-present

WEST COAST CONFERENCE

(1952-present)

UC Santa Barb.	1964-69
Fresno St.	1955-57
Gonzaga	1979-present
Loyola Marymount	1955-present
Nevada	1969-79
UNLV	1969-75
Pacific	1952-71
Pepperdine	1955-present
Portland	1976-present
St. Mary's (Cal.)	1952-present
San Diego	1979-present
San Francisco	1952-present
San Jose St.	1952-69
Santa Clara	1952-present
Seattle	1971-80

WESTERN ATHLETIC CONFERENCE

(1990-present)

Note: Before 1990, some members played in the High Country Athletic Conference.

Air Force	1996-99
Boise St.	2001-present
BYU	1990-99
Colorado St.	1990-99
Creighton	1990-92
Fresno St.	1992-present
Hawaii	1996-present
Idaho	2006-present
Louisiana Tech	2001-present
Nevada	2001-present
UNLV	1996-99
New Mexico	1991-99
New Mexico St.	2006-present
Rice	1996-05
San Diego St.	1990-99
San Jose St.	1996-present
SMU	1996-05
UTEP	1990-05
TCU	1996-01
Tulsa	1996-05
Utah	1990-99
Utah St.	2006-present
Wyoming	1990-99

WESTERN COLLEGIATE ATHLETIC ASSOCIATION

(1984-85)

Arizona	1984-85
Arizona St.	1984-85
Cal St. Fullerton	1984-85
Long Beach St.	1984-85
San Diego St.	1984-85
Southern California	1984-85
Stanford	1984-85
UCLA	1984-85

2006-07 Division II Conference Standings

 # Won conference tournament or playoff.

**Reclassifying/provisional institution.*

CALIFORNIA COLLEGIATE ATHLETIC ASSOCIATION

	Conference			Full Season		
	W	L	Pct.	W	L	Pct.
Cal St. Bakersfield	20	2	.909	23	6	.793
UC San Diego#	19	3	.864	27	5	.844
Cal St. Chico	18	4	.818	24	5	.828
Cal St. San B'dino	13	9	.591	17	11	.607
Cal St. Dom. Hills	13	9	.591	16	11	.593
Sonoma St.	13	9	.591	14	13	.519
Humboldt St.	12	10	.545	17	10	.630
Cal Poly Pomona	8	14	.364	9	18	.333
*Cal St. Monterey Bay	6	16	.273	7	20	.259
San Fran. St.	6	16	.273	6	21	.222
Cal St. Stanislaus	3	19	.136	6	20	.231
Cal St. L.A.	1	21	.045	3	24	.111

CONFERENCE CAROLINAS

	Conference			Full Season		
	W	L	Pct.	W	L	Pct.
Pfeiffer#	18	2	.900	26	5	.839
Barton	16	4	.800	21	8	.724
Anderson (S.C)	15	5	.750	24	8	.750
St. Andrews	15	5	.750	20	10	.667
Mount Olive	11	9	.550	15	13	.536
Belmont Abbey	9	11	.450	13	15	.464
Lees-McRae	8	12	.400	10	18	.357
Limestone	8	12	.400	10	19	.345
Coker	5	15	.250	8	21	.276
Erskine	4	16	.200	2	22	.083
Queens (N.C.)	1	19	.050	4	24	.143

CENTRAL ATLANTIC COLLEGIATE CONFERENCE

	Conference			Full Season		
	W	L	Pct.	W	L	Pct.
Holy Family#	22	0	1.000	29	3	.906
Philadelphia U.	16	6	.727	21	10	.677
Dominican (N.Y)	15	7	.682	21	9	.700
Phila. Sciences	15	7	.682	19	10	.655
Goldey-Beacom	14	8	.636	18	11	.621
Bloomfield	14	8	.636	15	12	.556
Wilmington (Del.)	10	12	.455	13	15	.464
Post	9	13	.409	9	19	.321
Caldwell	8	14	.364	10	17	.370
Nyack	5	17	.227	7	18	.280
Georgian Court	3	19	.136	5	22	.185
Felician	1	21	.045	2	28	.067

CENTRAL INTERCOLLEGIATE ATHLETIC ASSOCIATION

	Conference			Full Season		
Eastern Division	W	L	Pct.	W	L	Pct.
Elizabeth City St.	16	4	.800	21	10	.677
Shaw#	14	6	.700	18	10	.643
Bowie St.	12	8	.600	18	11	.621
St. Paul's	5	15	.250	9	20	.310
Virginia St.	5	15	.250	9	20	.310
Virginia Union	5	15	.250	8	18	.308
Western Division						
N.C. Central	17	3	.850	26	6	.813
Fayetteville St.	14	6	.700	18	10	.643
Johnson C. Smith	9	11	.450	15	14	.517
Livingstone	9	11	.450	12	16	.429
St. Augustine's	4	16	.200	6	22	.214

EAST COAST ATHLETIC CONFERENCE

	Conference			Full Season		
	W	L	Pct.	W	L	Pct.
New Haven#	17	3	.850	25	6	.806
C.W. Post	15	5	.750	18	12	.600
Adelphi	14	6	.700	16	14	.533
St. Thomas Aquinas	13	7	.650	15	14	.517
Bridgeport	13	7	.650	13	15	.464
Molloy	11	9	.550	15	14	.517
NYIT	9	11	.450	10	18	.357
Dowling	8	12	.400	11	17	.393
Mercy	5	15	.250	7	19	.269
Queens (N.Y)	4	16	.200	6	21	.222
Concordia (N.Y.)	1	19	.050	1	26	.037

GREAT LAKES INTERCOLLEGIATE ATHLETIC CONFERENCE

	Conference			Full Season		
North Division	W	L	Pct.	W	L	Pct.
Grand Valley St.	14	4	.778	21	8	.724
Ferris St.	13	5	.722	23	9	.719
Lake Superior St.	13	5	.722	18	9	.667
Michigan Tech	12	6	.667	19	9	.679
Saginaw Valley	8	10	.444	11	16	.407
Northern Mich.	5	13	.278	9	18	.333
Northwood (Mich.)	3	15	.167	9	17	.346
South Division						
Gannon#	15	2	.882	25	6	.806
Hillsdale	12	5	.706	19	9	.679
Wayne St. (Mich.)	8	9	.471	10	18	.357
Ashland	7	10	.412	14	13	.519
Findlay	2	15	.118	6	21	.222
Mercyhurst	2	15	.118	6	21	.222

GREAT LAKES VALLEY CONFERENCE

	Conference			Full Season		
East Division	W	L	Pct.	W	L	Pct.
Lewis#	17	3	.850	28	4	.875
Northern Ky.	14	5	.737	21	8	.724
Ky. Wesleyan	11	8	.579	18	10	.643
Bellarmine	11	8	.579	19	11	.633
Indianapolis	9	10	.474	16	11	.593
Wis.-Parkside	8	11	.421	15	12	.556
St. Joseph's (Ind.)	2	17	.105	5	22	.185
West Division						
Drury	15	5	.750	25	9	.735
SIU Edwardsville	13	6	.684	20	9	.690
Mo.-Rolla	10	9	.526	17	11	.607
Southern Ind.	10	9	.526	16	12	.571
Quincy	9	10	.474	16	11	.593
Rockhurst	3	16	.158	9	18	.333
Mo.-St. Louis	2	17	.105	6	20	.231

GREAT NORTHWEST ATHLETIC CONFERENCE

	Conference			Full Season		
	W	L	Pct.	W	L	Pct.
Seattle Pacific	12	4	.750	20	9	.690
Alas. Anchorage	11	5	.688	23	6	.793
Western Wash.	10	6	.625	18	10	.643
Northwest Nazarene	10	6	.625	16	11	.593
Seattle	9	7	.563	18	9	.667
Central Wash.	7	9	.438	17	10	.630
St. Martin's	6	10	.375	10	17	.370
Alas. Fairbanks	5	11	.313	10	17	.370
Western Ore.	2	14	.125	3	24	.111

GULF SOUTH CONFERENCE

	Conference			Full Season		
East Division	W	L	Pct.	W	L	Pct.
Valdosta St.	11	1	.917	24	7	.774
West Ala.	7	5	.583	19	9	.679
North Ala.	7	5	.583	14	14	.500
Montevallo	6	6	.500	14	14	.500
West Fla.	6	6	.500	13	15	.464
West Ga.	4	8	.333	12	15	.444
Ala.-Huntsville	1	11	.083	6	21	.222
West Division						
Delta St.#	13	1	.929	28	4	.875
Arkansas Tech	11	3	.786	22	10	.688
Southern Ark.	9	5	.643	14	14	.500
Harding	8	6	.571	19	10	.655
Henderson St.	6	8	.429	19	10	.655
Ouachita Baptist	4	10	.286	13	14	.481
Ark.-Monticello	3	11	.214	7	20	.259
Christian Bros.	2	12	.143	10	17	.370

HEARTLAND CONFERENCE

	Conference			Full Season		
	W	L	Pct.	W	L	Pct.
Mont. St.-Billings#	7	3	.700	22	10	.688
Incarnate Word	6	4	.600	15	14	.517
St. Edward's	6	4	.600	9	18	.333
St. Mary's (Tex.)	5	5	.500	12	16	.429
Lincoln (Mo.)	3	7	.300	8	19	.296
Okla. Panhandle	3	7	.300	8	19	.296
Newman*				10	20	.333
Tex.-Permian Basin*				0	23	.000
Texas A&M Int'l*				11	12	.478

LONE STAR CONFERENCE

	Conference			Full Season		
North Division	W	L	Pct.	W	L	Pct.
Tex. A&M-Commerce	10	2	.833	28	9	.757
Central Okla.	8	4	.667	15	13	.536
Southeastern Okla.	7	5	.583	17	10	.630
Northeastern St.	6	6	.500	15	11	.577
East Central	6	6	.500	13	14	.481
Southwestern Okla.	3	9	.250	9	17	.346
Cameron	2	10	.167	4	22	.154
South Division						
West Tex. A&M	14	0	1.000	28	5	.848
Tarleton St.	8	6	.571	16	10	.615
Abilene Christian	8	6	.571	17	12	.586
Angelo St.	8	6	.571	17	12	.586
Eastern N.M.	5	9	.357	14	12	.538
Midwestern St.	5	9	.357	12	14	.462
Texas Woman's	5	9	.357	11	16	.407
Tex. A&M-Kingsville	3	11	.214	8	19	.296

MID-AMERICA INTERCOLLEGIATE ATHLETICS ASSOCIATION

	Conference			Full Season		
	W	L	Pct.	W	L	Pct.
Mo. Western St.	16	2	.889	30	4	.882
Washburn#	15	3	.833	29	4	.879
Emporia St.	14	4	.778	22	8	.733
Northwest Mo. St.	10	8	.556	18	12	.600
Southwest Baptist	7	11	.389	15	13	.536
Mo. Southern St.	7	11	.389	14	13	.519
Central Mo.	7	11	.389	14	14	.500
Pittsburg St.	6	12	.333	11	16	.407
Fort Hays St.	5	13	.278	14	13	.519
Truman	3	15	.167	8	19	.296

NORTH CENTRAL INTERCOLLEGIATE ATHLETIC CONFERENCE

	Conference			Full Season		
	W	L	Pct.	W	L	Pct.
North Dakota#	10	2	.833	32	4	.889
Augustana (S.D.)	9	3	.750	25	7	.781
South Dakota	6	6	.500	22	9	.710
St. Cloud St.	5	7	.417	19	11	.633
Minn. Duluth	5	7	.417	15	16	.484
Minn. St. Mankato	4	8	.333	16	12	.571
Neb.-Omaha	3	9	.250	16	12	.571

NORTHEAST-10 CONFERENCE

	Conference			Full Season		
	W	L	Pct.	W	L	Pct.
Southern Conn. St.#	20	2	.909	34	2	.944
Bentley	16	6	.727	23	7	.767
American Int'l	16	6	.727	21	8	.724
St. Rose	16	6	.727	21	9	.700
Pace	15	7	.682	24	9	.727
Stonehill	15	7	.682	22	9	.710
Bryant	14	8	.636	19	10	.655
Franklin Pierce	13	9	.591	17	11	.607
Assumption	9	13	.409	13	16	.448
St. Michael's	8	14	.364	11	16	.407
Mass.-Lowell	5	17	.227	10	17	.370
Le Moyne	5	17	.227	9	19	.321
Merrimack	5	17	.227	7	21	.250
St. Anselm	4	18	.182	7	20	.259
Southern N.H.	4	18	.182	6	21	.222

NORTHERN SUN INTERCOLLEGIATE CONFERENCE

	Conference			Full Season		
	W	L	Pct.	W	L	Pct.
Concordia-St. Paul#	15	3	.833	22	10	.688
Minn. St Moorhead	13	5	.722	21	10	.677
Northern St.	12	6	.667	20	9	.690
Wayne St. (Neb.)	11	7	.611	19	10	.655
Winona St.	11	7	.611	15	12	.556
Mary*	10	8	.556	14	13	.519
Bemidji St.	9	9	.500	14	14	.500

	Conference			Full Season		
	W	L	Pct.	W	L	Pct.
Upper Iowa	5	13	.278	9	19	.321
Southwest Minn. St.	4	14	.222	7	21	.250
Minn.-Crookston	0	18	.000	0	27	.000

PACIFIC WEST ATHLETIC CONFERENCE

	Conference			Full Season		
	W	L	Pct.	W	L	Pct.
Grand Canyon	15	0	1.000	23	4	.852
BYU-Hawaii	12	4	.750	13	12	.520
Notre Dame de Namur*	8	7	.533	9	19	.321
Hawaii-Hilo	6	10	.375	6	18	.250
Chaminade#	5	12	.294	6	19	.240
Hawaii Pacific	2	15	.118	2	25	.074
Dixie St.*				13	10	.565

PEACH BELT ATHLETIC CONFERENCE

	Conference			Full Season		
North Division	W	L	Pct.	W	L	Pct.
S.C.-Aiken	11	5	.688	20	9	.690
UNC Pembroke	10	6	.625	13	15	.464
Lander	9	7	.563	15	13	.536
North Ga.	7	9	.438	12	14	.462
S.C. Upstate	6	10	.375	11	17	.393
Francis Marion	3	13	.188	6	22	.214
South Division						
Clayton St.#	12	4	.750	29	6	.829
GCSU	10	6	.625	22	10	.688
Columbus St.	10	6	.625	21	11	.656
Augusta St.	9	7	.563	18	10	.643
Armstrong Atlantic	8	8	.500	15	14	.517
Ga. Southwestern*	1	15	.063	3	21	.125

PENNSYLVANIA STATE ATHLETIC CONFERENCE

	Conference			Full Season		
Eastern Division	W	L	Pct.	W	L	Pct.
East Stroudsburg	11	1	.917	25	4	.862
West Chester	9	3	.750	15	13	.536
Millersville	8	4	.667	17	11	.607
Mansfield	6	6	.500	13	14	.481
Kutztown	5	7	.417	9	17	.346
Bloomsburg	3	9	.250	7	20	.259
Cheyney	0	12	.000	4	22	.154
Western Division						
Indiana (Pa.)#	9	3	.750	24	9	.727
California (Pa.)	8	4	.667	21	10	.677
Shippensburg	7	5	.583	17	11	.607
Edinboro	6	6	.500	14	14	.500
Lock Haven	5	7	.417	12	15	.444
Clarion	4	8	.333	9	17	.346
Slippery Rock	3	9	.250	9	17	.346

ROCKY MOUNTAIN ATHLETIC CONFERENCE

	Conference			Full Season		
East Division	W	L	Pct.	W	L	Pct.
Regis (Colo.)#	17	2	.895	26	6	.813
Metro St.	15	4	.789	24	7	.774
Neb.-Kearney	13	6	.684	22	10	.688
Colorado Mines	12	7	.632	15	13	.536
UC-Colo. Springs	8	11	.421	10	17	.370
Colo. Christian	3	16	.158	7	20	.259
Chadron St.	1	18	.053	2	25	.074
West Division						
Colorado St.-Pueblo	14	5	.737	17	10	.630
Western St.	13	6	.684	15	13	.536
Fort Lewis	11	8	.579	14	13	.519
Mesa St.	10	9	.526	17	11	.607
Western N.M.	8	11	.421	8	16	.333
Adams St.	7	12	.368	9	17	.346
N.M. Highlands	1	18	.053	1	25	.038

SOUTH ATLANTIC CONFERENCE

	Conference			Full Season		
	W	L	Pct.	W	L	Pct.
Wingate	14	2	.875	23	7	.767
Newberry#	10	6	.625	24	7	.774
Catawba	10	6	.625	20	9	.690
Carson-Newman	9	7	.563	21	10	.677
Lenoir-Rhyne	9	7	.563	16	12	.571
Tusculum	7	9	.438	16	13	.552
Mars Hill	7	9	.438	14	14	.500
Lincoln Memorial	5	11	.313	14	15	.483
Presbyterian	1	15	.063	6	22	.214

SOUTHERN INTERCOLLEGIATE ATHLETIC CONFERENCE

	Conference			Full Season		
	W	L	Pct.	W	L	Pct.
Fort Valley St.	16	4	.800	21	9	.700
Benedict#	15	5	.750	20	11	.645
Tuskegee	15	5	.750	16	11	.593
Kentucky St.	14	6	.700	19	9	.679
Paine	14	6	.700	17	12	.586
Albany St. (Ga.)	12	8	.600	17	13	.567
LeMoyne-Owen	8	12	.400	11	18	.379
Stillman	6	14	.300	10	19	.345
Lane	5	15	.250	10	18	.357
Clark Atlanta	3	17	.150	5	22	.185
Miles	2	18	.100	3	25	.107

SUNSHINE STATE CONFERENCE

	Conference			Full Season		
	W	L	Pct.	W	L	Pct.
Rollins	13	3	.813	24	7	.774
Florida Tech	13	3	.813	23	7	.767
Tampa#	12	4	.750	23	8	.742
Lynn	9	7	.563	17	11	.607
Barry	8	8	.500	14	14	.500
Nova Southeastern	7	9	.438	9	19	.321
Fla. Southern	6	10	.375	11	17	.393
St. Leo	3	13	.188	6	22	.214
Eckerd	1	15	.063	7	22	.241

WEST VIRGINIA INTERCOLLEGIATE ATHLETIC CONFERENCE

	Conference			Full Season		
	W	L	Pct.	W	L	Pct.
Glenville St.#	18	0	1.000	33	3	.917
Charleston (W.V.)	15	3	.833	23	8	.742
West Liberty St.	12	6	.667	21	10	.677
Concord	12	6	.667	21	9	.700
Fairmont St.	11	7	.611	19	10	.655
Wheeling Jesuit	11	7	.611	17	12	.586
Shepherd	11	7	.611	18	11	.621
Salem Int'l	10	8	.556	12	16	.429
West Va. Wesleyan	9	9	.500	11	16	.407
Ohio Valley	6	12	.333	9	19	.321
Bluefield St.	4	14	.222	7	21	.250
Alderson-Broaddus	3	15	.167	4	23	.148
West Virginia. St.	2	16	.111	4	24	.143
Davis & Elkins	2	16	.111	4	24	.143
Pitt.-Johnstown*				21	8	.724
Seton Hill*				12	11	.522

DIVISION II INDEPENDENTS

	Full Season		
	W	L	Pct.
Dist. Columbia	13	16	.448
Fla. Gulf Coast	34	1	.971
North Greenville	22	12	.647
Tiffin	14	16	.467

2006-07 Division III Conference Standings

 # Won conference tournament or playoff.

**Reclassifying/provisional institution.*

ALLEGHENY MOUNTAIN ATHLETIC CONFERENCE

	Conference			Full Season		
	W	L	Pct.	W	L	Pct.
Medaille#	17	1	.944	23	5	.821
Penn St.-Behrend	15	3	.833	21	6	.778
Frostburg St.	12	6	.667	17	9	.654
Pitt.-Greensburg	12	6	.667	14	12	.538
Lake Erie	10	8	.556	11	15	.423
Pitt.-Bradford	8	10	.444	10	16	.385
Mount Aloysius	7	11	.389	12	13	.480
Penn St.-Altoona	4	14	.222	6	19	.240
La Roche	3	15	.167	5	20	.200
Hilbert	2	16	.111	2	22	.083

AMERICAN SOUTHWEST CONFERENCE

	Conference			Full Season		
East Division	W	L	Pct.	W	L	Pct.
East Tex. Baptist	17	3	.850	22	5	.815
Texas-Tyler	14	6	.700	17	8	.680
Mississippi Col.	11	9	.550	16	10	.615
Texas-Dallas	8	12	.400	10	14	.417
Ozarks (Ark.)	7	13	.350	9	17	.346
Louisiana Col.	6	14	.300	8	16	.333
LeTourneau	1	19	.050	4	21	.160
West Division						
Howard Payne#	20	1	.952	28	2	.933
McMurry	19	2	.905	24	5	.828
Hardin-Simmons	18	3	.857	21	5	.808
Mary Hardin-Baylor	14	7	.667	16	10	.615
Concordia (Tex.)	8	13	.381	8	16	.333
Schreiner	6	15	.286	6	19	.240
Sul Ross St.	4	17	.190	6	18	.250
Texas Lutheran	1	20	.048	1	24	.040

ATLANTIC WOMEN'S COLLEGES CONFERENCE

	Conference			Full Season		
	W	L	Pct.	W	L	Pct.
Notre Dame (Md.)#	9	1	.900	18	7	.720
Mary Baldwin	6	4	.600	12	14	.462
Trinity (D.C.)	6	4	.600	10	13	.435
Chatham	5	5	.500	8	19	.296
Hood	4	6	.400	5	18	.217
Wilson	0	10	.000	3	21	.125

CAPITAL ATHLETIC CONFERENCE

	Conference			Full Season		
	W	L	Pct.	W	L	Pct.
Mary Washington#	13	1	.929	31	3	.912
York (Pa.)	10	4	.714	18	9	.667
Marymount	10	4	.714	18	10	.643
Salisbury	8	6	.571	15	11	.577
Catholic	7	7	.500	15	11	.577
St. Mary's (Md.)	6	8	.429	12	13	.480
Goucher	2	12	.143	4	20	.167
Gallaudet	0	14	.000	3	22	.120

CENTENNIAL CONFERENCE

	Conference			Full Season		
	W	L	Pct.	W	L	Pct.
McDaniel	17	1	.944	23	4	.852
Dickinson	15	3	.833	22	6	.786
Muhlenberg	12	6	.667	19	7	.731
Ursinus#	12	6	.667	19	10	.655
Johns Hopkins	12	6	.667	14	9	.609
Gettysburg	12	6	.667	15	11	.577
Washington (Md.)	6	12	.333	12	13	.480
Frank. & Marsh.	5	13	.278	6	19	.240
Haverford	4	14	.222	6	18	.250
Bryn Mawr	3	15	.167	6	19	.240
Swarthmore	1	17	.056	4	20	.167

CITY UNIVERSITY OF NEW YORK ATHLETIC CONFERENCE

	Conference			Full Season		
	W	L	Pct.	W	L	Pct.
Baruch#	13	0	1.000	21	9	.700
John Jay	10	3	.769	18	10	.643
Lehman	9	4	.692	19	10	.655
Hunter	8	5	.615	13	13	.500
Staten Island	8	5	.615	12	15	.444
Medgar Evers	6	7	.462	11	15	.423
City Tech	5	8	.385	11	14	.440
Brooklyn	5	8	.385	9	16	.360
York (N.Y.)	1	12	.077	3	21	.125
CCNY	0	13	.000	0	24	.000

COLLEGE CONFERENCE OF ILLINOIS & WISCONSIN

	Conference			Full Season		
	W	L	Pct.	W	L	Pct.
Ill. Wesleyan	11	3	.786	22	6	.786
Millikin	11	3	.786	20	6	.769
Carthage	8	6	.571	15	11	.577
North Park	7	7	.500	15	9	.625
North Central (Ill.)	4	10	.286	5	20	.200
Elmhurst	2	12	.143	6	19	.240
Augustana (Ill.)	1	13	.071	4	21	.160

COMMONWEALTH CONFERENCE

	Conference			Full Season		
	W	L	Pct.	W	L	Pct.
Messiah#	13	1	.929	26	3	.897
Albright	10	4	.714	18	10	.643
Moravian	9	5	.643	19	11	.633
Juniata	6	8	.429	15	10	.600
Susquehanna	6	8	.429	15	11	.577
Elizabethtown	5	9	.357	13	11	.542
Lebanon Valley	4	10	.286	7	17	.292
Widener	3	11	.214	9	16	.360

COMMONWEALTH COAST CONFERENCE

	Conference			Full Season		
North Division	W	L	Pct.	W	L	Pct.
Colby-Sawyer	16	1	.941	22	6	.786
Endicott	14	3	.824	19	10	.655
Wentworth Inst.	9	8	.529	12	13	.480
New England	9	8	.529	12	14	.462
New England Col.	6	11	.353	12	13	.480
Gordon	3	14	.176	5	20	.200
South Division						
Salve Regina#	17	1	.944	22	7	.759
Nichols	12	6	.667	17	11	.607
Roger Williams	10	8	.556	12	14	.462
Curry	9	9	.500	12	14	.462
Regis (Mass.)	4	14	.222	5	20	.200
Anna Maria	3	15	.167	7	18	.280
Eastern Nazarene	2	16	.111	4	21	.160

EMPIRE 8

	Conference			Full Season		
	W	L	Pct.	W	L	Pct.
Elmira	12	2	.857	21	7	.750
Utica	10	4	.714	18	9	.667
Ithaca#	10	4	.714	16	12	.571
RIT	8	6	.571	15	12	.556
St. John Fisher	7	7	.500	13	12	.520
Hartwick	6	8	.429	9	14	.391
Nazareth	3	11	.214	7	18	.280
Alfred	0	14	.000	4	21	.160

FREEDOM CONFERENCE

	Conference			Full Season		
	W	L	Pct.	W	L	Pct.
Scranton#	14	0	1.000	27	3	.900
King's (Pa.)	10	4	.714	20	9	.690
DeSales	8	6	.571	16	10	.615
Drew	8	6	.571	13	14	.481
Delaware Valley	7	7	.500	11	13	.458
FDU-Florham	4	10	.286	10	15	.400
Lycoming	3	11	.214	8	17	.320
Wilkes	2	12	.143	6	19	.240

GREAT NORTHEAST ATHLETIC CONFERENCE

	Conference			Full Season		
	W	L	Pct.	W	L	Pct.
Emmanuel (Mass.)#	11	0	1.000	29	2	.935
Norwich	10	1	.909	24	4	.857
Suffolk	9	2	.818	18	10	.643
Western New Eng.	8	3	.727	15	12	.556
Emerson	7	4	.636	16	10	.615
Johnson & Wales (R.I.)	5	6	.455	9	16	.360
Rivier	4	7	.364	15	11	.577
Simmons	4	7	.364	9	15	.375
St. Joseph (Conn.)	3	8	.273	7	18	.280
Daniel Webster	2	9	.182	8	15	.348
Albertus Magnus	2	9	.182	5	17	.227
Pine Manor	1	10	.091	5	20	.200

GREAT SOUTH ATHLETIC CONFERENCE

	Conference			Full Season		
	W	L	Pct.	W	L	Pct.
Maryville (Tenn.)	10	2	.833	23	5	.821
Piedmont#	10	2	.833	18	8	.692
Agnes Scott	8	4	.667	16	9	.640
LaGrange	6	6	.500	15	12	.556
Spelman	4	8	.333	9	13	.409
Huntingdon	4	8	.333	8	18	.308
Wesleyan (Ga.)	0	12	.000	1	22	.043

HEARTLAND COLLEGIATE ATHLETIC CONFERENCE

	Conference			Full Season		
	W	L	Pct.	W	L	Pct.
Manchester#	14	1	.933	21	7	.750
Rose-Hulman	13	3	.813	21	5	.808
Transylvania	12	4	.750	19	9	.679
Anderson (Ind.)	11	5	.688	16	10	.615
Defiance	7	9	.438	14	11	.560
Franklin	7	9	.438	13	11	.542
Bluffton	4	12	.250	6	19	.240
Mt. St. Joseph	2	14	.125	7	17	.292
Hanover	1	14	.067	3	21	.125

IOWA INTERCOLLEGIATE ATHLETIC CONFERENCE

	Conference			Full Season		
	W	L	Pct.	W	L	Pct.
Luther#	15	1	.938	24	5	.828
Simpson	12	4	.750	23	7	.767
Loras	12	4	.750	17	10	.630
Buena Vista	9	7	.563	17	10	.630
Wartburg	8	8	.500	13	13	.500
Coe	6	10	.375	8	18	.308
Central (Iowa)	4	12	.250	6	18	.250
Dubuque	3	13	.188	9	16	.360
Cornell College	3	13	.188	8	17	.320

LIBERTY LEAGUE

	Conference			Full Season		
	W	L	Pct.	W	L	Pct.
St. Lawrence	13	1	.929	24	4	.857
Hamilton#	9	5	.643	20	8	.714
Union (N.Y.)	9	5	.643	13	12	.520
RPI	8	6	.571	17	10	.630
William Smith	8	6	.571	16	12	.571
Skidmore	4	10	.286	12	13	.480
Clarkson	4	10	.286	8	17	.320
Vassar	1	13	.071	6	18	.250

LITTLE EAST CONFERENCE

	Conference			Full Season		
	W	L	Pct.	W	L	Pct.
Southern Me.#	13	1	.929	27	3	.900
Keene St.	12	2	.857	22	7	.759
Rhode Island Col.	8	6	.571	17	11	.607
Mass.-Boston	8	6	.571	15	11	.577
Eastern Conn. St.	7	7	.500	16	11	.593
Western Conn. St.	6	8	.429	15	12	.556
Plymouth St.	2	12	.143	6	19	.240
Mass.-Dartmouth	0	14	.000	5	21	.192

MASSACHUSETTS STATE COLLEGE ATHLETIC CONFERENCE

	Conference			Full Season		
	W	L	Pct.	W	L	Pct.
Fitchburg St.#	11	1	.917	26	3	.897
Bridgewater St.	9	3	.750	14	11	.560
Salem St.	8	4	.667	17	11	.607
Worcester St.	6	6	.500	14	13	.519
Westfield St.	5	7	.417	10	16	.385
Mass. Liberal Arts	3	9	.250	10	16	.385
Framingham St.	0	12	.000	7	17	.292

MICHIGAN INTERCOLLEGIATE ATHLETIC ASSOCIATION

	Conference			Full Season		
	W	L	Pct.	W	L	Pct.
Calvin	16	0	1.000	28	3	.903
Hope#	13	3	.813	24	4	.857
St. Mary's (Ind.)	10	6	.625	12	12	.500
Albion	9	7	.563	15	11	.577
Olivet	9	7	.563	12	12	.500
Alma	6	10	.375	10	14	.417
Tri-State	4	12	.250	5	19	.208
Adrian	3	13	.188	9	16	.360
Kalamazoo	2	14	.125	3	22	.120

MIDWEST CONFERENCE

	Conference			Full Season		
	W	L	Pct.	W	L	Pct.
Lake Forest	15	1	.938	24	3	.889
Carroll (Wis.)	15	1	.938	22	5	.815
St. Norbert	12	4	.750	16	8	.667
Lawrence	10	6	.625	13	11	.542
Beloit	7	9	.438	11	12	.478
Illinois Col.	6	10	.375	8	15	.348
Monmouth (Ill.)	5	11	.313	11	12	.478
Grinnell	5	11	.313	9	14	.391
Ripon	5	11	.313	9	14	.391
Knox	0	16	.000	2	21	.087

MINNESOTA INTERCOLLEGIATE ATHLETIC CONFERENCE

	Conference			Full Season		
	W	L	Pct.	W	L	Pct.
St. Benedict#	19	3	.864	22	6	.786
Gust. Adolphus	18	4	.818	22	6	.786
Carleton	15	7	.682	19	8	.704
Concordia-M'head	15	7	.682	18	9	.667
St. Thomas (Minn.)	14	8	.636	15	11	.577
St. Catherine	12	10	.545	15	11	.577
Hamline	11	11	.500	13	12	.520
Bethel (Minn.)	11	11	.500	12	13	.480
St. Olaf (Minn.)	6	16	.273	6	19	.240
Macalester	5	17	.227	7	18	.280
St. Mary's (Minn.)	5	17	.227	7	18	.280
Augsburg	1	21	.045	1	24	.040

NEW ENGLAND SMALL COLLEGE ATHLETIC CONFERENCE

	Conference			Full Season		
	W	L	Pct.	W	L	Pct.
Bowdoin#	9	0	1.000	29	2	.935
Tufts	8	1	.889	18	8	.692
Williams	6	3	.667	20	7	.741
Bates	6	3	.667	15	10	.600
Wesleyan (Conn.)	5	4	.556	15	9	.625
Trinity (Conn.)	3	6	.333	12	12	.500
Amherst	3	6	.333	12	13	.480
Middlebury	3	6	.333	12	13	.480
Connecticut Col.	1	8	.111	10	14	.417
Colby	1	8	.111	6	17	.261

NEW ENGLAND WOMEN'S AND MEN'S ATHLETIC CONFERENCE

	Conference			Full Season		
	W	L	Pct.	W	L	Pct.
WPI	11	2	.846	23	7	.767
Mount Holyoke#	10	3	.769	21	8	.724
Wheaton (Mass.)	9	4	.692	19	11	.633
Springfield	9	4	.692	14	12	.538
Babson	8	5	.615	13	14	.481
Clark (Mass.)	8	5	.615	12	13	.480
Coast Guard	6	7	.462	13	13	.500
Smith	2	11	.154	3	22	.120
Wellesley	1	12	.077	4	19	.174
MIT	1	12	.077	4	20	.167

NEW JERSEY ATHLETIC CONFERENCE

	Conference			Full Season		
North Division	W	L	Pct.	W	L	Pct.
Wm. Paterson	11	2	.846	23	6	.793
Montclair St.	10	3	.769	18	10	.643
Rutgers-Newark	8	5	.615	16	11	.593
New Jersey City	4	9	.308	10	15	.400
Ramapo	1	12	.077	6	19	.240
East Division						
Kean	11	2	.846	27	4	.871
Richard Stockton	9	4	.692	14	14	.500
TCNJ	7	6	.538	13	14	.481
Rowan	2	11	.154	9	16	.360
Rutgers-Camden	2	11	.154	8	17	.320

NORTH ATLANTIC CONFERENCE

	Conference			Full Season		
West Division	W	L	Pct.	W	L	Pct.
Castleton	14	4	.778	19	9	.679
Becker	10	8	.556	15	11	.577
Johnson St.	10	8	.556	13	13	.500
Lasell	10	8	.556	13	13	.500
Elms	5	13	.278	7	18	.280
Lesley	4	14	.222	7	18	.280
Bay Path	0	18	.000	2	22	.083
East Division						
Me.-Farmington#	17	0	1.000	25	4	.862
Maine Maritime	15	2	.882	25	4	.862
Husson	11	6	.647	14	13	.519
Thomas (Me.)	10	7	.588	14	12	.538
Mount Ida	7	10	.412	10	15	.400
Wheelock	1	16	.059	1	24	.040

NORTH COAST ATHLETIC CONFERENCE

	Conference			Full Season		
	W	L	Pct.	W	L	Pct.
Denison#	15	1	.938	25	5	.833
Allegheny	11	5	.688	19	8	.704
Wittenberg	11	5	.688	15	11	.577
Kenyon	10	6	.625	14	13	.519
Ohio Wesleyan	9	7	.563	14	12	.538
Wooster	9	7	.563	14	12	.538
Oberlin	3	13	.188	7	19	.269
Earlham	3	13	.188	4	22	.154
Hiram	1	15	.063	6	19	.240

NORTH EASTERN ATHLETIC CONFERENCE

	Conference			Full Season		
North Division	W	L	Pct.	W	L	Pct.
Keuka#	14	2	.875	18	8	.692
D'Youville	11	5	.688	15	10	.600
Baptist Bible (Pa.)	8	8	.500	17	13	.567
Cazenovia	6	10	.375	9	17	.346
Keystone	6	10	.375	8	17	.320
Bard	0	16	.000	2	20	.091
South Division						
Villa Julie	13	3	.813	19	9	.679
Chestnut Hill	12	4	.750	15	11	.577
Phila. Biblical	8	8	.500	18	11	.621
Purchase*	7	9	.438	14	11	.560
Penn St.-Berks	7	9	.438	9	17	.346
Polytechnic (N.Y.)	4	12	.250	6	19	.240

NORTHERN ILLINOIS-IOWA CONFERENCE

	Conference			Full Season		
	W	L	Pct.	W	L	Pct.
Concordia (Wis.)#	17	1	.944	23	4	.852
Benedictine (Ill.)	14	5	.737	20	8	.714
Aurora	14	5	.737	17	9	.654
Wisc. Lutheran	13	6	.684	15	11	.577
Edgewood	13	6	.684	15	12	.556
Lakeland	12	7	.632	15	11	.577
Marian (Wis.)	11	8	.579	14	12	.538
Concordia Chicago	8	10	.444	11	14	.440
Rockford	6	13	.316	8	17	.320
Maranatha Baptist	3	16	.158	10	17	.370
Dominican (Ill.)	2	17	.105	3	22	.120
Alverno	0	19	.000	2	23	.080

NORTHWEST CONFERENCE

	Conference			Full Season		
	W	L	Pct.	W	L	Pct.
Puget Sound	13	3	.813	24	7	.774
George Fox	13	3	.813	19	7	.731
Lewis & Clark	9	7	.563	16	9	.640
Linfield	9	7	.563	14	11	.560
Whitworth	8	8	.500	14	11	.560
Pacific Lutheran	8	8	.500	13	11	.542
Whitman	7	9	.438	12	13	.480
Willamette	3	13	.188	5	20	.200
Pacific (Ore.)	2	14	.125	8	17	.320

OHIO ATHLETIC CONFERENCE

	Conference			Full Season		
	W	L	Pct.	W	L	Pct.
Wilmington (Ohio)#	15	3	.833	25	5	.833
Capital	14	4	.778	20	7	.741
Baldwin-Wallace	13	5	.722	19	7	.731
Ohio Northern	11	7	.611	17	10	.630
Otterbein	10	8	.556	14	12	.538
Mount Union	9	9	.500	14	13	.519
John Carroll	7	11	.389	10	16	.385
Muskingum	6	12	.333	8	18	.308
Heidelberg	5	13	.278	12	13	.480
Marietta	0	18	.000	2	23	.080

OLD DOMINION ATHLETIC CONFERENCE

	Conference			Full Season		
	W	L	Pct.	W	L	Pct.
Randolph-Macon#	19	1	.950	27	2	.931
Va. Wesleyan	18	2	.900	24	6	.800
East. Mennonite	14	6	.700	17	9	.654
Bridgewater (Va.)	10	10	.500	14	12	.538
Roanoke	9	11	.450	13	13	.500
Wash. & Lee	9	11	.450	11	15	.423
Guilford	9	11	.450	11	16	.407
Lynchburg	8	12	.400	11	15	.423
Emory & Henry	8	12	.400	10	15	.400
Randolph	6	14	.300	7	16	.304
Hollins	0	20	.000	0	25	.000

PENNSYLVANIA ATHLETIC CONFERENCE

	Conference			Full Season		
	W	L	Pct.	W	L	Pct.
Gwynedd-Mercy#	16	0	1.000	26	3	.897
Cabrini	13	3	.813	19	9	.679
Alvernia	12	4	.750	16	11	.593
Neumann	11	5	.688	18	10	.643
Misericordia	11	5	.688	14	11	.560
Immaculata	10	6	.625	14	11	.560
Arcadia	7	9	.438	9	16	.360
Marywood	6	10	.375	10	15	.400
Wesley	5	11	.313	7	18	.280
Rosemont	3	13	.188	8	16	.333
Eastern	2	14	.125	3	22	.120
Cedar Crest	0	16	.000	1	19	.050

PRESIDENTS' ATHLETIC CONFERENCE

	Conference			Full Season		
	W	L	Pct.	W	L	Pct.
Thomas More	10	2	.833	22	5	.815
Westminster (Pa.)	10	2	.833	22	7	.759
Wash. & Jeff.	10	2	.833	20	9	.690
Bethany (W.V.)	4	8	.333	9	18	.333
Waynesburg	3	9	.250	9	16	.360
Thiel	3	9	.250	8	17	.320
Grove City	2	10	.167	5	20	.200

ST. LOUIS INTERCOLLEGIATE ATHLETIC CONFERENCE

	Conference			Full Season		
	W	L	Pct.	W	L	Pct.
Maryville (Mo.)#	18	0	1.000	22	6	.786
Principia	13	5	.722	19	7	.731
Greenville	13	5	.722	18	10	.643
Fontbonne	13	5	.722	14	12	.538
Eureka	10	8	.556	11	13	.458
Westminster (Mo.)	6	12	.333	8	17	.320
MacMurray	6	12	.333	6	19	.240
Webster	6	12	.333	6	19	.240
Blackburn	3	15	.167	3	22	.120
Lincoln Christian	2	16	.111	4	20	.167

SKYLINE CONFERENCE

	Conference			Full Season		
	W	L	Pct.	W	L	Pct.
Mt. St. Mary (N.Y.)#	14	2	.875	24	5	.828
Stevens Institute	13	3	.813	21	7	.750
Farmingdale St.	12	4	.750	21	8	.724
Mt. St. Vincent	9	7	.563	15	10	.600
Merchant Marine	7	9	.438	10	16	.385
Centenary (N.J.)	6	10	.375	12	13	.480
Manhattanville	5	10	.333	7	19	.269
Old Westbury	4	11	.267	13	13	.500
St. Joseph's (L.I.)	1	15	.063	2	23	.080
Yeshiva*	0	0	.000	3	14	.176

SOUTHERN CALIFORNIA INTERCOLLEGIATE ATHLETIC CONFERENCE

	Conference			Full Season		
	W	L	Pct.	W	L	Pct.
La Verne#	12	2	.857	19	7	.731
Claremont-M-S	10	4	.714	15	10	.600
Redlands	9	5	.643	16	8	.667
Occidental	9	5	.643	16	9	.640
Cal Lutheran	7	7	.500	11	13	.458
Whittier	5	9	.357	12	13	.480
Pomona-Pitzer	2	12	.143	5	20	.200
Caltech	2	12	.143	3	22	.120

SOUTHERN COLLEGIATE ATHLETIC CONFERENCE

	Conference			Full Season		
	W	L	Pct.	W	L	Pct.
DePauw#	12	2	.857	31	3	.912
Oglethorpe	11	3	.786	21	8	.724
Trinity (Tex.)	10	4	.714	17	8	.680
Hendrix	9	5	.643	19	7	.731
Austin	8	6	.571	15	10	.600
Rhodes	7	7	.500	16	10	.615
Southwestern (Tex.)	6	8	.429	13	13	.500
Sewanee	3	11	.214	9	16	.360
Centre	3	11	.214	6	16	.273
Millsaps	1	13	.071	3	20	.130

STATE UNIVERSITY OF NEW YORK ATHLETIC CONFERENCE

	Conference			Full Season		
	W	L	Pct.	W	L	Pct.
Cortland St.#	15	1	.938	26	3	.897
Brockport St.	13	3	.813	22	8	.733
Oswego St.	11	5	.647	20	9	.690
New Paltz St.	10	6	.647	17	11	.607
Geneseo St.	9	7	.563	14	12	.538
Oneonta St.	7	9	.438	14	12	.538
Potsdam St.	6	10	.375	11	15	.423
Fredonia St.	6	10	.375	10	14	.417
SUNYIT	4	12	.250	8	17	.320
Buffalo St.	4	12	.250	7	18	.280
Plattsburgh St.	3	13	.188	6	19	.240

USA SOUTH ATHLETIC CONFERENCE

	Conference			Full Season		
	W	L	Pct.	W	L	Pct.
Ferrum	12	2	.857	21	7	.750
Chris. Newport#	11	3	.786	21	9	.700
Greensboro	10	4	.714	18	9	.667
Shenandoah	9	5	.643	17	9	.654
Methodist	7	7	.500	13	13	.500
Peace	3	11	.214	9	17	.346
Averett	3	11	.214	5	19	.208
N.C. Wesleyan	1	13	.071	4	21	.160

UNIVERSITY ATHLETIC ASSOCIATION

	Conference			Full Season		
	W	L	Pct.	W	L	Pct.
New York U.	12	2	.857	27	4	.871
Washington-St. Louis.	12	2	.857	25	6	.806
Rochester	9	5	.643	22	6	.786
Brandeis	9	5	.643	20	6	.769
Chicago	7	7	.500	18	7	.720
Emory#	4	10	.286	10	15	.400
Carnegie Mellon	2	12	.143	8	17	.320
Case Reserve	1	13	.071	9	16	.360

UPPER MIDWEST ATHLETIC CONFERENCE

	Conference			Full Season		
	W	L	Pct.	W	L	Pct.
Presentation*#	11	3	.786	13	11	.542
Bethany Lutheran	10	4	.714	19	8	.704
Northland	10	4	.714	14	11	.560
Minn.-Morris	10	4	.714	15	12	.556
Northwestern (Minn.)	7	7	.500	9	16	.360
St. Scholastica	6	8	.429	10	15	.400
Martin Luther	2	12	.143	4	21	.160
Crown (Minn.)*	0	14	.000	4	20	.167

WISCONSIN INTERCOLLEGIATE ATHLETIC CONFERENCE

	Conference			Full Season		
	W	L	Pct.	W	L	Pct.
Wis.-Stout#	13	3	.813	23	6	.793
Wis.-Whitewater	12	4	.750	19	7	.731
Wis.-Eau Claire	11	5	.688	19	9	.679
Wis.-Stevens Point	10	6	.625	18	7	.720
Wis.-River Falls	9	7	.563	16	11	.593
Wis.-La Crosse	7	9	.438	13	13	.500
Wis.-Platteville	4	12	.250	11	16	.407
Wis.-Oshkosh	4	12	.250	8	16	.333
Wis.-Superior	2	14	.125	8	17	.320

DIVISION III INDEPENDENTS

	Full Season		
	W	L	Pct.
Chapman	23	6	.793
Clarke	7	16	.304
Colorado Col.	10	14	.417
Dallas	12	15	.444
Finlandia	8	17	.320
Fisk	1	16	.059
Green Mountain	9	16	.360
La Sierra	10	14	.417
Lincoln (Pa.)	8	19	.296
Lyndon St.	14	5	.737
Me.-Presque Isle*	14	9	.609
Meredith	4	19	.174
Milwaukee Engr.	8	14	.364
Mitchell*	16	11	.593
Morrisville St.*	3	19	.136
Mount Mary	0	14	.000
Neb. Wesleyan	4	22	.154
New Rochelle	6	14	.300
Newbury	0	25	.000
North Central (Minn.)	14	15	.483
Russell Sage	1	18	.053
Rust	2	12	.143
Salem	16	7	.696
Southern Vt.	4	19	.174
St. Elizabeth	11	10	.524
St. Joseph's (Me.)	11	15	.423
St. Vincent*	0	7	.000
Maritime (N.Y.)	0	7	.000
UC Santa Cruz	9	17	.346



Attendance Records

All-Time Attendance History..... 222
2006-07 Attendance..... 232

All-Time Attendance History

(Includes NCAA home, tournament and neutral sites; doubleheaders with men counted beginning with 1997 season.)

	Division I				All NCAA Divisions			
Season	Teams	Attendance	P/G Avg.	Change in Avg.	Teams	Attendance	P/G Avg.	Change in Avg.
1982	272	1,147,954	432	—	764	1,926,989	281	—
1983	272	1,480,486	513	Up 81	764	2,429,461	331	Up 50
1984	267	1,377,529	555	Up 42	749	2,251,014	355	Up 24
1985	276	1,496,007	548	Dn 7	746	2,309,469	354	Dn 1
1986	275	1,501,181	532	Dn 16	760	2,348,729	348	Dn 6
1987	283	1,666,808	572	Up 40	756	2,439,877	366	Up 18
1988	280	1,856,954	630	Up 58	754	2,649,079	397	Up 31
1989	281	2,104,907	696	Up 66	765	2,866,898	426	Up 29
1990	279	2,328,248	776	Up 80	782	3,183,871	463	Up 37
1991	284	2,402,063	734	Dn 42	806	3,407,247	459	Dn 4
1992	288	2,882,940	931	Up 197	815	3,827,711	536	Up 77
1993	294	3,173,031	1,145	Up 214	894	4,193,243	600	Up 64
1994	293	3,602,511	1,152	Up 7	859	4,557,066	642	Up 42
1995	293	3,969,620	1,241	Up 89	864	4,961,946	679	Up 37
1996	296	4,162,970	1,285	Up 44	874	5,233,954	703	Up 24
1997	298	4,862,796	1,295	Up 10	879	6,734,141	675	Dn 28
1998	300	5,382,042	1,384	Up 89	911	7,387,335	692	Up 17
1999	304	5,840,934	1,475	Up 91	940	8,010,227	715	Up 23
2000	315	6,356,729	1,491	Up 16	956	8,697,712	744	Up 29
2001	315	6,519,667	1,524	Up 33	958	8,824,776	765	Up 21
2002	322	6,937,813	1,590	Up 66	975	9,532,781	779	Up 14
2003	322	7,351,634	1,619	Up 29	1,009	10,163,629	774	Dn 5
2004	324	7,173,377	1,617	Dn 2	1,008	10,016,106	768	Dn 6
2005	324	7,067,831	1,578	Dn 39	1,036	9,940,466	740	Dn 28
2006	332	7,093,642	1,575	Dn 3	1,018	9,902,850	752	Up 12
2007	325	*7,886,207	*1,654	Up 80	1,003	*10,878,322	*815	Up 63

** Record.*

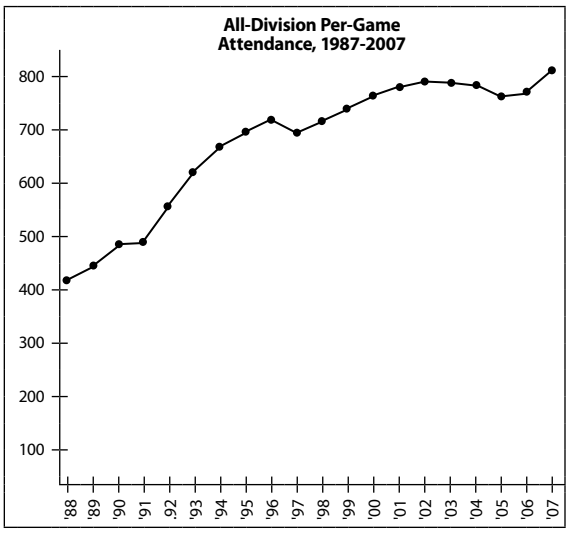

DIVISION I ONLY
(includes home, tournament & neutral sites)

Season	Teams	G or Sess.	Attendance	P/G	Change in Avg.	Change in Net Total
1982	272	2,657	1,147,954	432	—	—
1983	272	2,884	1,480,486	513	Up 81	Up 332,532
1984	267	2,484	1,377,529	555	Up 42	Dn 102,957
1985	276	2,731	1,496,007	548	Dn 7	Up 118,478
1986	275	2,820	1,501,181	532	Dn 16	Up 5,174
1987	283	2,916	1,666,808	572	Up 40	Up 165,627
1988	280	2,949	1,856,954	630	Up 58	Up 190,146
1989	281	3,023	2,104,907	696	Up 66	Up 247,953
1990	279	3,002	2,328,248	776	Up 80	Up 223,341
1991	284	3,272	2,402,063	734	Dn 42	Up 73,815
1992	288	3,095	2,882,940	931	Up 197	Up 480,877
1993	294	2,772	3,173,031	1,145	Up 214	Up 290,091
1994	293	3,128	3,602,511	1,152	Up 7	Up 429,480
1995	293	3,198	3,969,620	1,241	Up 89	Up 367,109
1996	296	3,239	4,162,970	1,285	Up 44	Up 193,350
1997	298	3,755	4,862,796	1,295	Up 10	Up 699,826
1998	300	3,890	5,382,042	1,384	Up 89	Up 519,246
1999	304	3,961	5,840,934	1,475	Up 91	Up 458,892
2000	315	4,262	6,356,729	1,491	Up 16	Up 515,795
2001	315	4,279	6,519,667	1,524	Up 33	Up 162,938
2002	322	4,364	6,937,813	1,590	Up 66	Up 418,146
2003	322	4,542	7,351,634	1,619	Up 29	Up 413,821
2004	324	4,435	7,173,377	1,617	Dn 2	Dn 178,257
2005	324	4,479	7,067,831	1,578	Dn 39	Dn 105,546
2006	332	4,503	7,093,642	1,575	Dn 3	Up 25,811
2007	325	*4,768	*7,886,207	*1,654	Up 80	Up 792,565

**Record.*

DIVISION I HOME ATTENDANCE

Season	Teams	G or Sess.	Attendance	P/G	Change in Avg.	Change in Net Total
1982	272	2,565	1,050,698	410	—	—
1983	272	2,779	1,368,202	492	Up 82	Up 317,504
1984	267	2,371	1,233,403	520	Up 28	Dn 134,799
1985	276	2,603	1,327,056	510	Dn 10	Up 93,653
1986	275	2,677	1,333,578	498	Dn 12	Up 6,522
1987	283	2,766	1,464,678	530	Up 32	Up 131,100
1988	280	2,817	1,623,806	576	Up 46	Up 159,128
1989	281	2,870	1,812,802	632	Up 56	Up 188,996
1990	279	2,834	2,003,915	705	Up 73	Up 191,113
1991	284	3,116	2,119,402	680	Dn 25	Up 115,487
1992	288	2,932	2,552,409	871	Up 191	Up 433,007
1993	294	2,627	2,831,319	1,078	Up 207	Up 278,910
1994	293	2,958	3,203,006	1,083	Up 5	Up 371,687
1995	293	3,058	3,619,575	1,184	Up 101	Up 416,569
1996	296	3,076	3,760,940	1,223	Up 39	Up 141,365
1997	298	3,603	4,522,051	1,255	Up 32	Up 761,111
1998	300	3,716	4,956,057	1,334	Up 79	Up 434,006
1999	304	3,794	5,415,616	1,427	Up 93	Up 459,559
2000	315	4,111	5,944,981	1,446	Up 19	Up 529,365
2001	315	4,116	6,069,834	1,475	Up 29	Up 124,853
2002	322	4,220	6,502,159	1,541	Up 66	Up 432,325
2003	322	4,387	6,895,533	1,572	Up 31	Up 393,374
2004	324	4,273	6,718,289	1,572	No Chng.	Dn 177,244
2005	324	4,303	6,635,682	1,542	Dn 30	Dn 82,607
2006	332	4,416	6,817,063	1,544	Up 2	Up 181,381
2007	325	*4,576	*7,255,345	*1,586	Up 42	Up 438,282

**Record.*

OTHER DIVISION I NEUTRAL SITES

Season	Teams	G or Sess.	Attendance	P/G	Change in Avg.	Change in Net Total
1982	272	66	30,332	410	—	—
1983	272	75	38,597	515	Up 105	Up 8,265
1984	267	88	58,968	670	Up 155	Up 20,371
1985	276	102	70,147	688	Up 18	Up 11,179
1986	275	109	70,781	649	Dn 39	Up 634
1987	283	116	80,118	691	Up 42	Up 9,337
1988	280	98	99,406	1,014	Up 323	Up 19,288
1989	281	111	124,520	1,122	Up 108	Up 25,114
1990	279	117	132,814	1,135	Up 13	Up 8,294
1991	284	114	128,722	1,129	Dn 6	Dn 4,092
1992	288	121	132,867	1,098	Dn 31	Up 4,145
1993	294	103	110,345	1,071	Dn 27	Dn 22,522
1994	293	112	120,401	1,075	Up 4	Up 10,056
1995	293	98	101,511	1,036	Dn 39	Dn 18,890
1996	296	121	127,654	1,055	Up 19	Up 26,143
1997	298	110	114,822	1,055	Dn 11	Dn 12,832
1998	300	132	140,557	1,065	Up 21	Up 25,735
1999	304	125	124,625	997	Dn 68	Dn 15,932
2000	315	109	121,428	1,114	Up 117	Dn 3,197
2001	315	121	129,771	1,072	Dn 42	Up 8,343

Season	Teams	G or Sess.	Attendance	P/G	Change in Avg.		Change in Net Total	
2002	322	102	108,887	1,067	Dn	5	Dn	20,884
2003	322	113	121,514	1,075	Up	8	Up	12,627
2004	324	120	136,422	1,137	Up	62	Up	14,908
2005	324	142	199,083	1,402	Up	265	Up	62,661
2006	332	53	87,250	1,646	Up	244	Dn	111,833
2007	325	158	*430,930	*2,727	Up	1,081	Up	343,680

*Record. .

DIVISION II HOME ATTENDANCE

Season	Teams	G or Sess.	Attendance	P/G	Change in Avg.		Change in Net Total	
1982	210	1,684	443,277	263		—		—
1983	210	1,792	531,434	297	Up	34	Up	88,157
1984	191	1,430	442,718	310	Up	13	Dn	88,716
1985	177	1,263	338,034	268	Dn	42	Dn	104,684
1986	184	1,286	355,303	276	Up	8	Up	17,269
1987	178	1,183	308,087	260	Dn	16	Dn	47,216
1988	174	1,120	293,935	262	Up	2	Dn	14,152
1989	188	1,119	285,203	255	Dn	7	Dn	8,732
1990	206	1,275	354,428	278	Up	23	Up	69,225
1991	218	1,454	445,379	306	Up	28	Up	90,951
1992	220	1,322	388,503	292	Dn	14	Dn	56,876
1993	289	1,655	478,035	289	Dn	3	Up	89,532
1994	247	1,311	432,154	330	Up	41	Dn	45,881
1995	245	1,384	406,656	294	Dn	36	Dn	25,498
1996	241	1,351	440,103	326	Up	32	Up	33,447
1997	240	2,577	1,063,946	413	Up	87	Up	623,843
1998	248	2,786	1,145,436	411	Dn	2	Up	81,490
1999	261	3,011	1,244,787	413	Up	2	Up	99,351
2000	257	3,119	1,403,218	450	Up	37	Up	158,431
2001	258	2,907	1,310,867	450	Up	1	Dn	92,351
2002	261	3,221	1,548,259	481	Up	30	Up	237,392
2003	276	3,554	1,645,701	463	Dn	18	Up	97,442
2004	269	3,456	1,631,098	472	Up	9	Dn	14,603
2005	280	*3,591	1,615,641	450	Dn	22	Dn	15,457
2006	265	3,473	*1,685,260	*485	Up	35	Up	69,619
2007	263	3,404	1,627,799	478	Dn	7	Dn	57,461

*Record.

DIVISION III HOME ATTENDANCE

Season	Teams	G or Sess.	Attendance	P/G	Change in Avg.		Change in Net Total	
1982	282	2,371	308,130	130		—		—
1983	282	2,485	373,924	150	Up	20	Up	65,794
1984	291	2,292	371,429	162	Up	12	Dn	2,495
1985	293	2,406	406,441	169	Up	7	Up	35,012
1986	301	2,520	403,415	160	Dn	9	Dn	3,026
1987	295	2,443	383,640	157	Dn	3	Dn	19,775
1988	300	2,469	406,872	165	Up	8	Up	23,232
1989	296	2,468	404,109	164	Dn	1	Dn	2,763
1990	297	2,467	418,352	170	Up	6	Up	14,243
1991	304	2,559	448,942	175	Up	5	Up	30,590
1992	307	2,581	456,176	177	Up	2	Up	7,234
1993	311	2,420	443,307	183	Up	6	Dn	12,869
1994	319	2,501	413,690	165	Dn	18	Dn	29,617
1995	326	2,555	467,547	183	Up	18	Up	53,857
1996	337	2,682	502,434	187	Up	4	Up	34,887
1997	341	3,457	682,613	197	Up	10	Up	180,179
1998	363	3,806	735,787	193	Dn	4	Up	53,174
1999	375	4,030	794,424	197	Up	4	Up	58,637
2000	384	4,088	806,149	197		—	Up	11,725
2001	385	4,125	846,070	205	Up	8	Up	39,921
2002	392	4,456	926,340	208	Up	3	Up	80,270
2003	411	4,805	1,000,471	208		--	Up	74,131
2004	415	4,912	1,039,547	212	Up	4	Up	39,076
2005	432	*5,117	1,072,665	210	Dn	2	Up	33,118
2006	421	4,998	1,083,328	217	Up	7	Up	10,663
2007	400	4,783	*1,158,189	*242	Up	25	Up	74,861

*Record.

Annual Team Home Attendance Champions

DIVISION I

Season	Champion	#Avg.
1983	Louisiana Tech	4,241
1984	Louisiana Tech	5,285
1985	Iowa	4,363
1986	Texas	5,289
1987	Texas	6,639
1988	Texas	7,663
1989	Texas	8,481
1990	Texas	7,525
1991	Texas	6,161
1992	Tennessee	6,679
1993	Missouri St.	7,421
1994	Ohio St.	8,411
1995	Tennessee	8,032
1996	Connecticut	8,183
1997	Tennessee	10,500
1998	Tennessee	14,969
1999	Tennessee	*16,565
2000	Tennessee	15,341
2001	Tennessee	15,510
2002	Tennessee	14,295
2003	Connecticut	12,859
2004	Tennessee	14,403
2005	Tennessee	13,449
2006	Tennessee	15,356
2007	Tennessee	14,678

DIVISION II

Season	Champion	#Avg.
1983	Slippery Rock	1,563
1984	Savannah St.	1,750
1985	Shaw	1,725
1986	Augustana (S.D.)	1,964
1987	Mo.-Rolla	774
1988	North Dakota St.	2,177
1989	Jacksonville St.	1,742
1990	Lincoln Memorial	1,817
1991	Southeast Mo. St.	2,225
1992	North Dakota St.	3,298
1993	North Dakota St.	2,851
1994	North Dakota St.	*3,971
1995	North Dakota St.	3,814
1996	North Dakota St.	3,707
1997	North Dakota St.	3,932
1998	North Dakota St.	2,438
1999	North Dakota St.	2,940
2000	North Dakota St.	2,563
2001	North Dakota	2,539
2002	North Dakota	2,843
2003	North Dakota St.	2,805
2004	North Dakota St.	2,512
2005	Emporia St.	2,348
2006	Washburn	2,764
2007	Washburn	2,563

DIVISION III

Season	Champion	#Avg.
1983	Susquehanna	638
1984	Bishop	971
1985	Rust	1,154
1986	Bishop	1,190
1987	Rust	964
1988	Concordia-M'head	1,124
1989	Centre	669
1990	Hope	879
1991	Muskingum	779
1992	Capital	838
1993	Moravian	733
1994	Dubuque	950
1995	Wis.-Eau Claire	1,082
1996	Defiance	878
1997	Defiance	1,240
1998	Defiance	950
1999	Wis.-Eau Claire	954
2000	Wis.-Eau Claire	1,196
2001	Wis.-Eau Claire	847
2002	Hardin-Simmons	816
2003	Wis.-Eau Claire	1,294
2004	Wis.-Eau Claire	1,105
2005	Bowdoin	1,192
2006	Hope	1,329
2007	Howard Payne	*1,490

Record. #Before the 1996-97 season, doubleheaders with men were excluded from women's home attendance. Beginning in 1996-97, women's home attendance included doubleheaders with men in which separate attendance was taken by half time of the women's game.

Annual Conference Attendance Champions

DIVISION I

Season	Conference	Teams	Attendance	P/G Avg.
1982	Southeastern	10	154,176	1,186
1983	Southeastern	10	182,250	1,494
1984	Southeastern	10	128,170	1,176
1985	Sun Belt	7	92,416	1,141
1986	Southwest	9	105,806	1,275
1987	Southwest	9	131,364	1,752
1988	Southwest	9	165,418	1,838
1989	Southwest	9	179,223	2,037
1990	Southwest	9	179,092	2,012
1991	Southwest	9	172,438	1,938
1992	Atlantic Coast	9	236,426	2,021
1993	Big Ten	11	379,418	2,599
1994	Big Ten	11	427,136	2,926
1995	Big Ten	11	426,574	3,137
1996	Big Ten	11	516,806	3,639
1997	Big Ten	11	544,779	4,127
1998	Big Ten	11	604,356	4,139
1999	Big Ten	11	656,873	4,530
2000	Big 12	12	802,419	4,720
2001	Big 12	12	880,255	5,030
2002	Big 12	12	1,002,251	5,331
2003	Big 12	12	970,764	5,030
2004	Big 12	12	990,036	*5,381
2005	Big 12	12	937,611	5,180
2006	Big 12	12	971,011	4,980
2007	Big 12	12	*1,023,576	5,170

*Record.

DIVISION II

Season	Conference	Teams	Attendance	P/G Avg.
1984	Central Intercollegiate	14	48,995	557
1985	Central Intercollegiate	14	44,212	582
1986	North Central	8	31,771	836
1987	Central States	8	27,889	664
1988	North Central	8	21,975	733
1989	Lone Star	8	28,311	577
1990	Central Intercollegiate	14	48,022	1,044
1991	North Central	10	47,690	954
1992	North Central	10	65,248	1,279
1993	North Central	10	65,179	988
1994	North Central	10	63,730	1,180
1995	North Central	10	58,807	1,548
1996	North Central	10	63,296	1,407
1997	North Central	10	143,329	1,246
1998	North Central	10	157,712	1,252
1999	North Central	10	157,703	1,204
2000	North Central	10	208,770	1,524
2001	North Central	10	192,969	1,409
2002	North Central	10	216,012	1,624
2003	North Central	9	*229,221	1,750
2004	North Central	8	197,925	*1,767
2005	North Central	7	145,843	1,416
2006	Mid-America Intercollegiate	9	185,047	1,468
2007	North Central	7	146,596	1,466

**Record.*

DIVISION III

Season	Conference	Teams	Attendance	P/G Avg.
1984	Upstate New York	8	18,168	249
1985	Iowa Intercollegiate	8	8,346	278
1986	Massachusetts	7	14,515	382
1987	Massachusetts	7	5,050	281
1988	Iowa Intercollegiate	9	14,536	291
1989	Ohio Athletic	9	29,808	264
1990	Ohio Athletic	11	35,423	253
1991	Ohio Athletic	10	42,160	335
1992	Little East	6	11,508	384
1993	Little East	6	11,736	326
1994	Ohio Athletic	10	35,652	297
1995	Ohio Athletic	10	48,032	372
1996	Ohio Athletic	10	38,281	330
1997	Iowa Intercollegiate	9	38,400	436
1998	Iowa Intercollegiate	11	42,933	364
1999	American Southwest	8	28,471	360
2000	University Athletic	8	41,571	389
2001	Iowa Intercollegiate	11	50,787	403
2002	Iowa Intercollegiate	10	47,606	425
2003	Wisconsin Intercollegiate	9	58,289	*540
2004	Wisconsin Intercollegiate	9	54,905	504
2005	American Southwest	15	*70,544	390
2006	Wisconsin Intercollegiate	9	50,420	480
2007	Wisconsin Intercollegiate	9	57,141	506

**Record.*

NCAA Championships Attendance

DIVISION I

Season	G or Sess.	%Attendance	P/G	Change in Avg.		Change in Net Total	
1982	26	66,924	2,574		—		—
1983	30	73,687	2,456	Dn	118	Up	6,763
1984	25	85,158	3,406	Up	950	Up	11,471
1985	26	98,804	3,800	Up	394	Up	13,646
1986	34	96,822	2,848	Dn	952	Dn	1,982
1987	34	121,912	3,586	Up	738	Up	25,090
1988	34	133,742	3,934	Up	348	Up	11,830
1989	42	167,585	3,990	Up	56	Up	33,843
1990	42	191,519	4,560	Up	570	Up	23,934
1991	42	153,939	3,665	Dn	895	Dn	37,580
1992	42	197,664	4,706	Up	1,041	Up	43,725
1993	42	231,367	5,509	Up	803	Up	33,703
1994	58	279,104	4,812	Dn	697	Up	47,737
1995	42	248,534	5,917	Up	1,105	Dn	30,570
1996	42	274,376	6,533	Up	616	Up	25,842
1997	42	225,923	5,379	Dn	1,154	Dn	48,453
1998	42	285,428	6,796	Up	1,417	Up	59,505
1999	42	300,693	7,159	Up	363	Up	15,265
2000	42	290,320	6,912	Dn	247	Dn	10,373
2001	42	320,062	7,621	Up	709	Up	29,742
2002	42	326,767	7,780	Up	159	Up	6,705
2003	42	334,587	7,966	Up	186	Up	7,820
2004	42	318,666	7,587	Dn	379	Dn	15,921
2005	34	233,066	6,855	Dn	732	Dn	85,600
2006	34	189,329	5,569	Dn	1,286	Dn	43,737
2007	34	199,932	5,880	Up	311	Up	10,603
Totals	**999**	**5,445,810**	**5,451**				

%Figures taken from official box scores.

DIVISION II

Season	G or Sess.	%Attendance	P/G	Change in Avg.		Change in Net Total	
1982	16	12,614	788		—		—
1983	22	19,174	872	Up	84	Up	6,560
1984	20	15,869	793	Dn	79	Dn	3,305
1985	21	13,737	654	Dn	139	Dn	2,132
1986	+21	32,976	1,570	Up	916	Up	19,239
1987	22	26,536	1,206	Dn	364	Dn	6,440
1988	22	30,079	1,367	Up	161	Up	3,543
1989	22	20,731	942	Dn	425	Dn	9,348
1990	22	20,904	950	Up	8	Up	173
1991	22	47,066	2,139	Up	1,189	Up	26,162
1992	22	43,607	1,982	Dn	157	Dn	3,459
1993	22	36,397	1,654	Dn	328	Dn	7,210
1994	40	48,053	1,201	Dn	453	Up	11,656
1995	36	48,286	1,341	Up	140	Up	233
1996	28	49,344	1,762	Up	421	Up	1,058
1997	28	37,070	1,324	Dn	438	Dn	12,274
1998	28	38,312	1,368	Up	44	Up	1,242
1999	28	39,842	1,423	Up	55	Up	1,530
2000	28	29,676	1,060	Dn	363	Dn	10,166
2001	28	36,151	1,291	Up	231	Up	6,475
2002	28	22,082	789	Dn	502	Dn	14,069
2003	36	54,775	1,522	Up	733	Up	32,693
2004	36	43,309	1,203	Dn	319	Dn	11,466
2005	36	35,746	933	Dn	270	Dn	7,563
2006	36	45,553	1,265	Up	332	Up	9,807
2007	36	49,801	1,383	Up	118	Up	4,248
Totals	**706**	**897,690**	**1,272**				

%Figures taken from official box scores. +Includes one Division II tournament double-header with men.

DIVISION III

Season	G or Sess.	%Attendance	P/G	Change in Avg.		Change in Net Total	
1982	16	7,908	494		—		—
1983	40	15,704	393	Dn	101	Up	7,796
1984	22	12,900	586	Up	193	Dn	2,804
1985	22	20,966	953	Up	367	Up	8,066
1986	22	21,038	956	Up	3	Up	72
1987	22	18,231	829	Dn	127	Dn	2,807
1988	22	25,375	1,153	Up	324	Up	7,144
1989	22	17,625	801	Dn	352	Dn	7,750
1990	22	25,040	1,138	Up	337	Up	7,415
1991	26	23,834	916	Dn	222	Dn	1,206
1992	26	21,000	808	Dn	108	Dn	2,834
1993	26	28,080	1,080	Up	272	Up	7,080
1994	34	28,337	833	Dn	247	Up	257
1995	58	41,049	708	Dn	125	Up	12,712
1996	58	46,140	796	Up	88	Up	5,091
1997	58	50,604	872	Up	76	Up	4,464
1998	44	38,639	878	Up	6	Dn	11,965
1999	44	41,008	932	Up	54	Up	2,369
2000	44	40,882	929	Dn	3	Dn	126
2001	44	39,134	889	Dn	40	Dn	1,748
2002	44	37,064	842	Dn	47	Dn	2,070
2003	44	40,863	929	Up	87	Up	3,799
2004	44	40,063	911	Dn	18	Dn	80
2005	44	44,662	1,015	Up	104	Up	4,599
2006	44	47,462	1,079	Up	64	Up	2,800
2007	44	16,113	366	Dn	713	Dn	31,349
Totals	**936**	**789,721**	**844**				

%Figures taken from official box scores.

All-Time Division I Conference Attendance

(#Attendance consists of home game figures from member institutions, including doubleheaders with men beginning in 1996-97 season, and neutral-site conference tournament figures since 2000-01. The previous year's figures used for comparison reflect the following year's changes in divisional lineups to provide parallel comparisons, except for the 2000-01 season, when conference tournament neutral-site attendance was included in the conference totals for the first time.)

AMERICA EAST CONFERENCE

(Before 1990, members were in Seaboard Conference. Before 1997, members were in North Atlantic Conference.)

Season	Teams	G/S	#Attendance	P/G	Change Net	Total
1990	7	82	27,060	330	Dn	551
1991	6	70	26,764	382	Dn	296
1992	8	94	51,590	549	Up	22,118
1993	8	90	70,235	780	Up	18,645
1994	8	94	61,443	654	Dn	8,792
1995	9	109	96,338	884	Up	33,398
1996	10	115	112,541	979	Up	14,347
1997	10	126	*142,123	*1,128	Up	29,582
1998	10	117	129,920	1,110	Dn	12,203
1999	10	117	107,153	916	Dn	22,767
2000	10	124	130,842	1,055	Up	23,689
2001	10	126	114,313	907	—	—
2002	9	108	100,515	931	Dn	12,240
2003	9	118	98,916	838	Dn	1,599
2004	10	139	118,163	850	Up	19,247
2005	10	127	113,987	898	Dn	4,176
2006	9	109	116,744	1,071	Up	2,757
2007	9	120	118,160	985	Up	1,416

**Record.*

ATLANTIC COAST CONFERENCE

Season	Teams	G/S	#Attendance	P/G	Change Net	Total
1984	8	79	48,643	616	Up	12,387
1985	8	84	42,328	504	Dn	6,315
1986	8	88	63,441	721	Up	21,113
1987	8	85	66,439	782	Up	2,998
1988	8	100	71,068	711	Up	4,629
1989	8	96	91,586	954	Up	20,518
1990	8	98	99,656	1,017	Up	8,070
1991	8	102	156,324	1,533	Up	56,668
1992	9	117	236,426	2,021	Up	73,988
1993	9	117	197,893	1,691	Dn	38,533
1994	9	115	180,100	1,566	Dn	17,793
1995	9	121	228,344	1,887	Up	48,244
1996	9	113	220,484	1,951	Dn	7,860
1997	9	119	239,655	2,014	Up	19,171
1998	9	125	248,006	1,984	Up	8,351
1999	9	132	272,621	2,065	Up	24,615
2000	9	132	287,735	2,180	Up	15,114
2001	9	132	352,401	2,670	—	—
2002	9	137	325,622	2,377	Dn	26,779
2003	9	136	339,499	2,496	Up	13,877
2004	9	131	373,857	2,854	Up	34,358
2005	11	174	461,760	2,654	Up	87,903
2006	12	191	543,403	2,845	Up	81,643
2007	12	198	*664,622	*3,357	Up	121,219

**Record.*

ATLANTIC SUN CONFERENCE

(New in 1992, formerly New South Women's Athletic Conference Conference and Trans America Conference until 2002.)

Season	Teams	G/S	#Attendance	P/G	Change Net	Total
1992	7	82	23,982	292	Up	3,963
1993	7	69	14,041	203	Dn	9,941
1994	7	90	27,545	306	Up	11,282
1995	9	95	30,034	316	Dn	1,118
1996	10	110	28,914	263	Dn	2,970
1997	10	128	41,853	327	Up	12,939
1998	11	130	50,371	387	Up	8,449
1999	9	106	39,926	377	Up	3,196
2000	10	136	50,747	373	Up	6,325
2001	10	139	53,675	386	—	—
2002	11	147	55,616	378	Dn	4,256
2003	12	155	65,479	422	Up	9,863
2004	11	154	68,084	442	Up	2,605
2005	11	133	*68,563	*500	Up	479
2006	9	116	56,500	487	Dn	12,063
2007	10	131	61,150	467	Up	4,650

**Record.*

ATLANTIC 10 CONFERENCE

Season	Teams	G/S	#Attendance	P/G	Change Net	Total
1984	9	67	44,496	664	Up	1,417
1985	9	70	49,745	711	Up	5,249
1986	9	87	59,176	680	Up	9,431
1987	10	99	85,907	868	Up	25,231
1988	10	104	82,657	794	Dn	3,250
1989	10	118	99,938	847	Up	17,281
1990	10	110	93,169	847	Dn	6,769
1991	10	112	106,881	954	Up	13,712
1992	9	111	87,472	788	Up	11,124
1993	8	91	61,187	672	Dn	26,285
1994	9	106	75,246	710	Up	13,859
1995	9	104	88,531	851	Up	13,285
1996	12	127	87,932	692	Dn	16,578
1997	12	155	128,377	828	Up	40,445
1998	12	155	140,573	907	Up	12,196
1999	12	152	184,487	*1,214	Up	43,914
2000	12	155	165,132	1,065	Dn	19,355
2001	11	147	153,061	1,041	—	—
2002	12	161	144,835	900	Dn	7,982
2003	12	163	156,308	959	Up	11,473
2004	12	165	162,631	986	Up	6,323
2005	12	157	126,673	807	Dn	35,958
2006	14	197	171,795	872	Up	45,122
2007	14	193	*209,460	1,085	Up	37,665

**Record.*

BIG EAST CONFERENCE

Season	Teams	G/S	#Attendance	P/G	Change Net	Total
1984	9	91	28,379	312	Dn	1,729
1985	9	116	34,093	294	Up	5,714
1986	9	100	31,212	312	Dn	2,881
1987	9	115	40,829	355	Up	9,617
1988	9	116	37,397	322	Dn	3,432
1989	9	112	34,742	310	Dn	2,655
1990	9	108	56,932	527	Up	22,190
1991	9	114	68,208	598	Up	11,276
1992	10	137	123,462	901	Up	49,614
1993	10	140	117,447	838	Dn	6,015
1994	10	139	172,122	1,238	Up	54,675
1995	10	134	217,283	1,622	Up	45,161
1996	13	168	285,664	1,700	Up	24,203
1997	13	170	333,611	1,962	Up	47,947
1998	13	171	377,279	2,206	Up	43,668
1999	13	175	389,106	2,223	Up	11,827
2000	13	171	397,836	2,327	Up	8,730
2001	14	192	540,014	2,813	—	—
2002	14	199	591,008	2,970	Up	50,994
2003	14	194	548,115	2,825	Dn	42,893
2004	14	196	605,495	3,089	Up	57,380
2005	12	172	565,912	*3,290	Dn	39,583
2006	16	239	685,656	2,869	Up	119,744
2007	16	241	*712,785	2,958	Up	27,129

**Record.*

BIG SKY CONFERENCE

(Members before 1989 were in Mountain West Athletic Conference.)

Season	Teams	G/S	#Attendance	P/G	Change Net	Total
1989	9	94	78,949	840	Up	9,173
1990	9	89	93,826	1,054	Up	14,877
1991	9	96	94,515	985	Up	689
1992	9	104	121,009	1,164	Up	26,487
1993	8	101	145,558	1,441	Up	24,549
1994	8	99	*181,796	*1,836	Up	37,534
1995	8	99	160,196	1,618	Dn	21,600
1996	8	100	147,569	1,476	Dn	12,627
1997	8	97	109,735	1,131	Dn	9,125
1998	8	99	106,583	1,077	Dn	3,152
1999	9	117	92,578	791	Dn	17,384

Season	Teams	G/S	#Attendance	P/G	Change Net	Total
2000	9	122	119,714	981	Up	27,136
2001	9	117	128,396	1,097	—	—
2002	8	108	110,938	1,027	Dn	3,256
2003	8	107	124,593	1,164	Up	13,655
2004	8	105	144,493	1,376	Up	19,900
2005	8	106	146,396	1,381	Up	1,903
2006	8	108	131,016	1,213	Dn	15,380
2007	9	129	143,554	1,113	Up	12,538

*Record.

BIG SOUTH CONFERENCE

Season	Teams	G/S	#Attendance	P/G	Change Net	Total
1987	7	52	13,020	250	Dn	3,835
1988	7	79	18,545	235	Up	5,525
1989	7	84	21,380	255	Up	2,835
1990	7	72	10,567	147	Dn	10,813
1991	7	85	16,983	200	Up	6,416
1992	7	81	19,473	240	Dn	2,040
1993	10	109	27,664	254	Up	8,191
1994	10	115	30,366	264	Up	2,702
1995	9	105	29,275	279	Up	2,519
1996	8	91	25,458	280	Dn	1,961
1997	8	96	40,483	422	Up	15,025
1998	7	86	62,076	*722	Up	23,608
1999	6	72	21,269	295	Dn	37,186
2000	8	99	55,723	563	Up	26,870
2001	8	101	39,636	392	—	—
2002	8	95	43,352	456	Up	3,716
2003	8	110	62,391	567	Up	19,039
2004	8	96	47,958	500	Dn	14,433
2005	8	94	37,147	395	Dn	10,811
2006	8	114	58,239	511	Up	21,092
2007	8	112	*66,843	597	Up	8,604

*Record.

BIG TEN CONFERENCE

Season	Teams	G/S	#Attendance	P/G	Change Net	Total
1984	10	127	110,125	867	Up	36,136
1985	10	132	138,469	1,049	Up	28,344
1986	10	144	145,845	1,013	Up	7,376
1987	10	137	162,363	1,185	Up	16,518
1988	10	136	225,342	1,657	Up	62,979
1989	10	136	219,393	1,613	Dn	5,949
1990	10	143	256,864	1,796	Up	37,471
1991	10	140	238,212	1,702	Dn	18,652
1992	10	142	282,015	1,986	Up	43,803
1993	11	146	379,418	2,599	Up	97,403
1994	11	146	427,136	2,926	Up	47,718
1995	11	136	426,574	3,137	Dn	562
1996	11	142	516,806	3,369	Up	91,384
1997	11	132	544,779	4,127	Up	27,973
1998	11	146	604,356	4,139	Up	59,577
1999	11	145	656,873	4,530	Up	52,517
2000	11	156	675,200	4,328	Up	18,327
2001	11	157	655,116	4,173	—	—
2002	11	155	688,206	4,440	Up	33,090
2003	11	161	716,019	4,447	Up	27,813
2004	11	153	778,125	*5,085	Up	62,106
2005	11	160	*799,604	4,998	Up	21,479
2006	11	164	770,304	4,697	Dn	29,300
2007	11	179	773,446	4,321	Up	3,142

*Record.

BIG 12 CONFERENCE

(Before 1997, members were in the Big Eight Conference and Southwest Conference.)

Season	Teams	G/S	#Attendance	P/G	Change Net	Total
1997	12	160	523,597	3,272	Up	54,830
1998	12	159	545,081	3,428	Up	21,484
1999	12	167	624,096	3,737	Up	79,015
2000	12	170	802,419	4,720	Up	178,323
2001	12	175	880,255	5,030	—	—
2002	12	188	1,002,251	5,331	Up	121,996
2003	12	193	970,764	5,030	Dn	31,487
2004	12	184	990,036	+5,381	Up	19,272
2005	12	181	937,611	5,180	Dn	52,425
2006	12	195	971,011	4,980	Up	33,400
2007	12	198	+1,023,576	5,170	Up	52,565

+National record.

BIG WEST CONFERENCE

(Before 1988, members were in Pacific Coast Athletic Conference.)

Season	Teams	G/S	#Attendance	P/G	Change Net	Total
1988	10	115	77,522	674	Up	30,821
1989	10	122	57,253	469	Up	534
1990	10	125	58,613	469	Up	1,360
1991	10	123	59,268	482	Up	655
1992	10	102	51,079	501	Dn	8,189
1993	10	109	53,728	493	Up	2,649
1994	10	102	47,698	468	Dn	6,030
1995	10	129	59,525	461	Up	11,827
1996	10	131	58,188	444	Dn	1,337
1997	11	133	101,126	760	Up	16,000
1998	11	137	96,045	701	Dn	5,081
1999	11	139	117,422	845	Up	21,377
2000	11	147	*145,847	*992	Up	28,425
2001	8	103	76,574	743	—	—
2002	9	116	70,119	604	Dn	2,812
2003	9	125	75,814	607	Up	5,695
2004	10	137	104,983	766	Up	29,169
2005	10	133	87,322	657	Dn	17,661
2006	8	108	52,461	486	Dn	34,861
2007	8	118	61,942	525	Up	9,481

*Record.

COLONIAL ATHLETIC ASSOCIATION

(Before 1986, members were in ECAC South Conference.)

Season	Teams	G/S	#Attendance	P/G	Change Net	Total
1986	7	84	20,849	248	Up	4,606
1987	7	88	30,367	345	Up	9,518
1988	7	85	30,101	354	Dn	266
1989	7	75	28,036	374	Dn	2,065
1990	7	74	26,922	364	Dn	1,114
1991	7	82	33,610	410	Up	6,688
1992	8	93	50,411	542	Up	6,612
1993	8	94	50,012	532	Dn	399
1994	8	95	67,289	708	Up	17,277
1995	8	99	81,533	824	Up	14,244
1996	9	112	103,237	922	Up	22,922
1997	9	112	111,540	996	Up	8,303
1998	9	112	130,459	1,165	Up	18,919
1999	9	114	133,038	1,167	Up	2,579
2000	9	122	140,786	1,154	Up	7,748
2001	9	128	132,582	1,036	—	—
2002	10	132	143,142	1,084	Up	8,844
2003	10	136	*182,630	*1,343	Up	39,488
2004	10	128	149,195	1,166	Dn	33,435
2005	10	135	131,422	973	Dn	17,773
2006	12	166	155,195	935	Up	23,773
2007	12	167	169,213	1,013	Up	14,018

*Record.

CONFERENCE USA

(Before 1996, members came from Great Midwest Conference.)

Season	Teams	G/S	#Attendance	P/G	Change Net	Total
1996	11	131	88,778	678	Dn	5,721
1997	12	156	118,521	760	Up	23,656
1998	12	153	114,784	750	Dn	3,737
1999	7	164	161,183	983	Up	46,399
2000	12	169	182,905	1,082	Up	21,722
2001	12	176	184,786	1,050	—	—
2002	14	190	245,851	*1,294	Up	18,210
2003	14	204	240,721	1,180	Dn	5,130
2004	14	202	*254,960	1,262	Up	14,239
2005	14	195	225,293	1,155	Dn	29,667
2006	12	167	138,058	827	Dn	87,235
2007	12	183	173,382	947	Up	35,324

*Record.

HORIZON LEAGUE

(formerly Midwestern Collegiate Conference)

Season	Teams	G/S	#Attendance	P/G	Change Net	Total
1987	7	72	11,408	158	Dn	397
1988	6	62	8,737	141	Dn	2,135
1989	8	78	17,833	229	Up	9,096
1990	9	78	22,627	290	Up	696
1991	9	85	33,749	397	Up	11,122
1992	7	74	44,038	595	Up	15,037

Season	Teams	G/S	#Attendance	P/G	Change Net	Total
1993	9	94	47,317	503	Up	3,279
1994	7	78	44,430	570	Up	5,342
1995	12	118	74,315	630	Dn	19,276
1996	9	101	51,323	508	Up	1,545
1997	9	109	56,758	521	Up	5,435
1998	8	95	46,059	485	Up	5,425
1999	8	89	53,379	600	Up	7,320
2000	8	96	55,159	575	Up	1,780
2001	8	102	61,986	608	—	—
2002	9	121	68,310	565	Dn	1,834
2003	9	123	81,142	660	Up	12,832
2004	9	120	80,746	*673	Dn	396
2005	9	117	75,915	649	Dn	4,831
2006	9	120	79,271	661	Up	3,356
2007	9	127	*85,423	*673	Up	6,152

*Record.

IVY GROUP

Season	Teams	G/S	#Attendance	P/G	Change Net	Total
1984	8	85	16,374	193	Up	1,779
1985	7	81	15,694	194	Up	520
1986	7	84	14,547	173	Dn	1,147
1987	8	88	15,995	182	Up	1,448
1988	8	89	21,206	236	Up	5,211
1989	8	86	20,462	238	Dn	744
1990	8	95	23,432	247	Up	2,970
1991	8	83	18,811	227	Dn	4,621
1992	8	89	20,120	226	Up	1,309
1993	8	86	22,855	266	Up	2,735
1994	8	84	26,679	318	Up	3,824
1995	8	85	27,673	326	Up	994
1996	8	89	28,946	325	Up	1,273
1997	8	91	38,516	423	Up	9,570
1998	8	97	38,941	401	Up	425
1999	8	88	42,897	487	Up	3,956
2000	8	96	*63,889	*666	Up	20,992
2001	8	92	48,548	528	—	—
2002	8	87	52,844	607	Up	4,296
2003	8	95	52,265	550	Dn	579
2004	8	95	56,915	599	Up	4,650
2005	8	96	52,070	542	Dn	4,845
2006	8	96	56,352	587	Up	4,282
2007	8	99	48,144	486	Dn	8,208

*Record.

METRO ATLANTIC ATHLETIC CONFERENCE

Season	Teams	G/S	#Attendance	P/G	Change Net	Total
1984	8	79	23,152	293	Up	6,912
1985	7	75	25,130	335	Up	6,188
1986	7	76	21,872	288	Dn	3,258
1987	7	82	20,901	255	Dn	971
1988	7	72	23,216	322	Up	2,315
1989	7	70	21,012	300	Dn	2,204
1990	11	108	30,040	278	Up	3,798
1991	9	112	24,092	215	Dn	5,948
1992	9	92	21,590	235	Dn	1,502
1993	8	81	19,140	236	Dn	2,450
1994	8	85	26,110	307	Up	6,970
1995	8	79	26,631	337	Up	521
1996	8	83	24,070	290	Dn	2,561
1997	8	91	30,859	339	Up	6,789
1998	10	115	48,861	425	Up	11,603
1999	10	119	52,739	443	Up	3,878
2000	10	133	70,792	532	Up	18,053
2001	10	138	97,810	709	—	—
2002	10	120	84,162	701	Dn	13,648
2003	10	132	85,879	651	Up	1,717
2004	10	129	107,483	833	Up	21,604
2005	10	128	84,965	664	Dn	22,518
2006	10	133	111,377	*837	Up	26,412
2007	10	139	*111,592	803	Up	215

*Record.

MID-AMERICAN CONFERENCE

Season	Teams	G/S	#Attendance	P/G	Change Net	Total
1984	10	28	16,083	574	Dn	812
1985	10	28	10,400	371	Dn	5,683
1986	10	27	11,703	433	Up	1,303
1987	9	28	15,292	546	Up	4,815
1988	9	43	19,644	456	Up	4,352
1989	9	37	19,955	539	Up	311
1990	9	39	20,237	519	Up	282
1991	9	43	21,395	498	Up	1,158
1992	9	37	25,382	686	Up	3,987
1993	10	50	28,402	568	Up	3,020
1994	10	38	44,150	*1,162	Up	13,582
1995	10	119	88,734	746	Up	44,584
1996	10	114	83,904	736	Dn	4,830
1997	10	116	96,460	832	Up	12,556
1998	12	149	110,881	744	Dn	7,474
1999	13	147	113,853	775	Dn	2,580
2000	13	158	124,659	789	Up	10,806
2001	13	162	147,395	910	—	—
2002	13	170	173,682	1,022	Up	26,287
2003	13	172	*194,003	1,128	Up	20,321
2004	13	171	188,145	1,100	Dn	5,858
2005	13	159	168,843	1,062	Dn	19,302
2006	12	153	143,027	935	Dn	25,816
2007	12	159	159,614	1,004	Up	16,587

*Record.

MID-EASTERN ATHLETIC CONFERENCE

Season	Teams	G/S	#Attendance	P/G	Change Net	Total
1984	7	44	31,500	716	Up	9,691
1985	7	35	26,200	749	Dn	5,300
1986	8	38	13,790	363	Dn	12,410
1987	8	40	16,785	420	Up	2,995
1988	8	42	26,666	635	Up	9,881
1989	8	36	17,785	494	Dn	8,881
1990	8	43	22,078	513	Up	4,293
1991	8	40	18,316	458	Dn	3,762
1992	8	26	8,699	335	Dn	9,617
1993	9	60	43,521	725	Up	34,822
1994	9	34	12,100	356	Dn	31,421
1995	9	24	7,796	325	Dn	4,304
1996	10	38	22,872	602	Up	14,385
1997	10	82	50,418	615	Up	27,546
1998	11	127	82,317	648	Up	20,501
1999	11	121	93,387	772	Up	11,070
2000	11	119	82,101	690	Dn	11,286
2001	11	132	116,486	882	—	—
2002	11	121	77,027	637	Dn	39,459
2003	11	138	*133,795	*970	Up	56,768
2004	11	125	84,867	679	Dn	48,928
2005	11	123	85,471	695	Up	604
2006	11	128	90,533	707	Up	5,062
2007	11	142	116,872	823	Up	26,339

*Record.

MISSOURI VALLEY CONFERENCE

(Before 1993, teams were members of Gateway Collegiate Conference.)

Season	Teams	G/S	#Attendance	P/G	Change Net	Total
1984	10	107	37,231	348	Dn	5,820
1985	10	119	42,869	360	Up	5,638
1986	10	116	52,565	453	Up	9,696
1987	10	117	55,156	471	Up	2,591
1988	10	120	58,356	486	Up	3,200
1989	10	116	59,189	510	Up	833
1990	10	111	62,995	568	Up	3,806
1991	10	119	88,818	746	Up	25,823
1992	10	125	131,048	1,048	Up	42,230
1993	9	103	164,447	1,597	Up	33,399
1994	9	110	195,801	1,780	Up	31,354
1995	10	120	221,344	1,845	Up	23,560
1996	10	121	186,210	1,539	Dn	35,134
1997	10	123	204,505	1,663	Up	18,295
1998	10	126	253,506	2,012	Up	49,001
1999	10	126	248,647	1,973	Dn	4,859
2000	10	126	270,809	2,149	Up	22,162
2001	10	131	283,794	2,166	—	—
2002	10	130	274,536	2,112	Dn	9,258
2003	10	138	277,339	2,010	Up	2,803
2004	10	131	286,381	2,186	Up	9,042
2005	10	144	*316,049	2,195	Up	29,668
2006	10	140	311,683	*2,226	Dn	4,366
2007	10	150	315,693	2,105	Up	4,010

*Record.

MOUNTAIN WEST CONFERENCE

(Before 2000, members were in Western Athletic Conference.)

Season	Teams	G/S	#Attendance	P/G	Change Net	Change Total
2000	8	115	257,276	2,237	Dn	11,868
2001	8	124	308,984	2,492	—	—
2002	8	111	288,533	2,599	Dn	20,451
2003	8	121	365,722	*3,022	Up	77,189
2004	8	123	342,295	2,783	Dn	23,427
2005	8	127	295,449	2,326	Dn	46,846
2006	9	137	360,450	2,631	Up	65,001
2007	9	141	*370,903	2,631	Up	10,453

*Record.

NORTHEAST CONFERENCE

(Before 1989, members were in ECAC Metro Conference.)

Season	Teams	G/S	#Attendance	P/G	Change Net	Change Total
1989	9	84	14,064	167	Dn	566
1990	9	60	9,925	165	Dn	6,174
1991	9	62	11,561	186	Up	1,636
1992	9	63	15,763	250	Up	4,202
1993	10	71	19,072	269	Up	3,309
1994	10	65	14,884	229	Dn	4,188
1995	10	91	23,331	256	Up	8,447
1996	10	104	37,073	356	Up	13,742
1997	10	122	35,757	293	Dn	1,316
1998	9	104	29,487	284	Dn	1,907
1999	11	125	34,700	278	Up	792
2000	12	149	43,831	294	Up	6,331
22001	12	148	59,413	401	—	—
2002	12	145	54,539	376	Dn	4,874
2003	12	152	53,928	355	Dn	611
2004	11	140	49,720	355	Dn	4,208
2005	11	147	51,674	352	Up	1,954
2006	11	140	60,049	429	Up	8,375
2007	11	158	*69,499	*440	Up	9,450

*Record.

OHIO VALLEY CONFERENCE

Season	Teams	G/S	#Attendance	P/G	Change Net	Change Total
1984	8	44	16,841	383	Dn	1,124
1985	8	31	16,995	548	Up	154
1986	8	29	15,480	534	Dn	1,515
1987	8	41	29,896	729	Up	14,416
1988	8	37	13,047	353	Dn	16,849
1989	7	34	22,425	660	Up	9,378
1990	7	45	39,454	877	Up	17,029
1991	7	37	31,261	845	Dn	8,193
1992	8	42	28,779	685	Dn	35,779
1993	8	34	26,829	789	Dn	1,950
1994	9	43	27,106	630	Dn	1,615
1995	9	39	26,920	690	Dn	186
1996	9	36	24,200	672	Dn	2,720
1997	10	122	95,986	787	Up	70,972
1998	10	110	95,085	864	Dn	901
1999	10	121	132,033	1,091	Up	36,948
2000	10	128	125,754	982	Dn	6,279
2001	9	101	106,686	1,056	—	—
2002	9	114	121,087	1,062	Up	14,401
2003	9	112	135,854	*1,213	Up	14,767
2004	11	140	126,581	904	Dn	9,273
2005	11	140	*147,886	1,056	Up	21,305
2006	11	147	136,291	927	Dn	11,595
2007	11	146	137,953	945	Up	1,662

*Record.

PACIFIC-10 CONFERENCE

(Members before 1987 were in Northern Pacific & Pacific West Conferences.)

Season	Teams	G/S	#Attendance	P/G	Change Net	Change Total
1987	10	132	92,078	698	Up	20,278
1988	10	126	108,645	862	Up	16,567
1989	10	129	109,604	850	Up	959
1990	10	139	189,720	515	Up	80,116
1991	10	141	177,425	1,276	Dn	12,295
1992	10	135	195,465	1,448	Up	18,040
1993	10	133	225,351	1,694	Up	29,886
1994	10	137	283,255	2,068	Up	57,904
1995	10	144	295,902	2,055	Up	12,647
1996	10	132	311,420	2,359	Up	15,518
1997	10	137	312,021	2,278	Up	601
1998	10	130	281,473	2,165	Dn	30,548
1999	10	143	321,231	2,246	Up	39,758
2000	10	136	325,413	2,393	Up	4,182
2001	10	145	348,560	2,404	—	—
2002	10	152	350,742	2,308	Up	2,182
2003	10	146	357,493	2,449	Up	6,751
2004	10	148	*365,346	*2,469	Up	7,853
2005	10	136	312,135	2,295	Dn	53,211
2006	10	142	306,661	2,160	Dn	5,474
2007	10	153	342,139	2,236	Up	35,478

*Record.

PATRIOT LEAGUE

Season	Teams	G/S	#Attendance	P/G	Change Net	Change Total
1991	7	44	16,358	372	Up	1,344
1992	8	40	8,479	212	Dn	10,444
1993	8	32	8,983	281	Up	504
1994	8	37	13,555	366	Up	4,572
1995	8	33	14,408	437	Up	853
1996	7	38	13,178	347	Up	161
1997	7	67	28,324	423	Up	15,146
1998	7	76	47,896	630	Up	19,572
1999	7	86	52,878	615	Up	4,982
2000	7	91	52,574	578	Dn	304
2001	7	92	69,255	753	—	—
2002	8	103	82,990	806	Up	5,243
2003	8	101	*100,624	*996	Up	17,634
2004	8	106	81,787	772	Dn	18,837
2005	8	105	53,085	506	Dn	28,702
2006	8	104	79,340	763	Up	26,255
2007	8	110	78,296	712	Dn	1,044

*Record.

SOUTHEASTERN CONFERENCE

Season	Teams	G/S	#Attendance	P/G	Change Net	Change Total
1984	10	109	128,170	1,176	Dn	28,740
1985	10	111	126,577	1,140	Dn	1,593
1986	10	104	119,718	1,151	Dn	6,859
1987	10	120	178,761	1,490	Up	59,043
1988	10	113	142,802	1,264	Dn	35,959
1989	10	111	174,649	1,573	Up	31,847
1990	10	106	194,571	1,836	Up	19,922
1991	10	111	179,931	1,621	Dn	14,640
1992	12	140	248,976	1,778	Up	21,579
1993	12	136	284,246	2,090	Up	35,270
1994	12	135	312,151	2,312	Up	27,905
1995	12	147	358,488	2,439	Up	46,337
1996	12	148	389,300	2,630	Up	30,812
1997	12	158	470,966	2,981	Up	81,666
1998	12	154	551,425	3,581	Up	80,459
1999	12	169	573,365	3,393	Up	21,940
2000	12	170	566,065	3,330	Dn	7,300
2001	12	175	586,734	3,353	—	—
2002	12	174	609,259	3,501	Up	22,525
2003	12	178	670,023	3,764	Up	60,764
2004	12	157	619,321	3,945	Dn	50,702
2005	12	181	687,655	3,799	Up	68,334
2006	12	174	706,640	*4,061	Up	18,985
2007	12	192	*753,702	3,926	Up	47,062

*Record.

SOUTHERN CONFERENCE

Season	Teams	G/S	#Attendance	P/G	Change Net	Change Total
1985	6	57	21,305	374	Dn	10,682
1986	7	62	22,588	364	Up	283
1987	7	59	26,327	446	Up	3,739
1988	6	61	26,972	442	Up	645
1989	6	67	20,775	310	Dn	6,197
1990	6	67	19,545	292	Dn	1,230
1991	6	67	23,595	352	Up	4,050
1992	6	63	22,488	357	Dn	1,107
1993	7	60	22,675	378	Dn	187
1994	8	80	26,021	325	Up	1,514
1995	8	76	26,121	344	Up	100
1996	8	73	23,669	324	Dn	2,452
1997	8	94	39,730	423	Up	16,061
1998	9	105	37,628	358	Dn	289

Season	Teams	G/S	#Attendance	P/G	Change Net	Total
1999	10	120	45,302	378	Up	3,740
2000	10	121	58,738	485	Up	13,436
2001	10	115	46,835	407	—	—
2002	10	125	68,007	544	Up	21,172
2003	10	123	72,777	592	Up	4,770
2004	11	143	*88,962	*622	Up	16,185
2005	11	138	81,985	594	Dn	6,977
2006	10	123	64,534	525	Dn	17,451
2007	10	142	84,819	597	Up	20,285

*Record.

SOUTHLAND CONFERENCE

(Most teams came from Gulf Star in 1987.)

Season	Teams	G/S	#Attendance	P/G	Change Net	Total
1984	7	65	31,164	479	Up	4,097
1985	7	70	60,108	859	Up	28,944
1986	7	68	38,841	589	Dn	21,267
1987	7	63	23,678	376	Dn	15,163
1988	8	89	53,141	597	Up	29,463
1989	8	40	33,582	858	Dn	19,694
1990	8	45	40,268	895	Up	6,686
1991	8	38	43,837	1,154	Up	3,569
1992	10	54	75,656	1,401	Up	25,396
1993	10	57	86,614	*1,520	Up	10,958
1994	10	51	64,933	1,273	Dn	21,681
1995	10	56	50,151	896	Dn	14,782
1996	10	45	50,442	1,121	Up	291
1997	9	93	74,223	798	Up	26,506
1998	10	126	81,677	648	Up	4,074
1999	11	119	83,752	704	Up	2,075
2000	11	144	*120,758	839	Up	37,006
2001	11	144	96,250	668	—	—
2002	11	130	71,189	548	Dn	25,061
2003	11	145	107,881	744	Up	36,692
2004	11	150	102,235	682	Dn	5,646
2005	11	148	96,194	650	Dn	6,041
2006	11	139	89,502	644	Dn	6,692
2007	12	162	98,065	605	Up	8,563

*Record.

SOUTHWESTERN ATHLETIC CONFERENCE

Season	Teams	G/S	#Attendance	P/G	Change Net	Total
1984	8	47	36,472	776	Up	14,455
1985	8	31	31,656	1,021	Dn	4,816
1986	8	35	32,418	926	Up	762
1987	8	30	17,334	578	Dn	15,084
1988	8	32	26,004	813	Up	8,670
1989	8	40	20,347	509	Dn	5,657
1990	8	26	5,003	192	Dn	15,344
1991	8	43	29,472	685	Up	24,469
1992	8	30	12,295	410	Dn	17,177
1993	8	20	5,308	265	Dn	6,987
1994	8	23	16,168	703	Up	10,860
1995	8	29	20,596	710	Up	4,428
1996	8	29	15,982	551	Dn	4,614
1997	8	64	50,276	786	Up	34,294
1998	8	78	89,023	*1,141	Up	38,747
1999	9	104	111,701	1,074	Up	17,713
2000	10	116	125,037	1,078	Up	6,452
2001	10	116	*128,431	1,107	—	—
2002	10	116	110,646	954	Dn	17,785
2003	10	128	109,549	856	Dn	1,097
2004	10	119	121,487	1,053	Up	11,938
2005	10	106	108,998	1,028	Dn	12,489
2006	10	115	104,160	906	Dn	4,838
2007	10	122	114,738	940	Up	10,578

*Record.

THE SUMMIT LEAGUE

(formerly Mid-Continent Conference; before 1993, six members were in North Star Conference.)

Season	Teams	G/S	#Attendance	P/G	Change Net	Total
1984	6	57	18,694	328	Up	1,329
1985	8	89	23,198	261	Dn	2,767
1986	8	95	21,662	228	Dn	1,536
1987	4	50	14,678	294	Up	1,224
1988	6	64	23,870	373	Up	9,192
1989	8	94	41,514	442	Up	17,644
1990	7	85	53,752	632	Up	16,336
1991	8	88	53,675	610	Dn	77
1992	7	76	48,155	634	Up	18,195
1993	9	90	61,436	683	Up	13,281
1994	10	103	62,557	607	Dn	1,326
1995	10	60	15,196	253	Dn	9,507
1996	10	48	18,906	394	Up	3,710
1997	9	109	50,568	464	Up	33,196
1998	9	102	62,942	617	Up	10,878
1999	8	86	42,697	496	Dn	14,793
2000	9	108	69,446	643	Up	19,449
2001	9	116	73,210	631	—	—
2002	8	107	68,558	641	Up	3,244
2003	8	106	73,956	698	Up	5,398
2004	9	117	82,302	703	Up	8,346
2005	9	115	69,012	600	Dn	13,290
2006	9	115	*88,195	*767	Up	19,183
2007	8	115	83,434	726	Dn	4,761

*Record.

SUN BELT CONFERENCE

(Combined with American South in 1992.)

Season	Teams	G/S	#Attendance	P/G	Change Net	Total
1984	7	71	72,345	1,019	Up	18,774
1985	7	81	92,416	1,141	Up	20,071
1986	7	77	69,469	902	Dn	22,947
1987	7	89	72,663	816	Up	3,194
1988	7	82	60,982	744	Dn	11,681
1989	7	90	65,774	731	Up	4,792
1990	7	85	58,880	693	Dn	6,894
1991	7	81	58,853	727	Dn	27
1992	9	106	103,090	973	Up	19,652
1993	8	77	100,834	1,310	Dn	2,256
1994	8	89	109,013	1,225	Up	8,179
1995	8	83	132,770	*1,600	Up	23,757
1996	8	74	106,171	1,435	Dn	26,599
1997	8	100	152,222	1,522	Up	46,051
1998	8	105	146,983	1,400	Dn	5,239
1999	7	89	129,215	1,452	Dn	20,578
2000	9	125	159,410	1,275	Up	3,042
2001	12	167	200,538	1,201	—	—
2002	11	130	106,621	820	Dn	45,060
2003	11	146	122,099	836	Up	15,478
2004	11	146	117,593	805	Dn	4,506
2005	11	150	132,049	880	Up	14,456
2006	11	152	185,484	1,220	Up	53,435
2007	13	189	*214,574	1,135	Up	29,090

*Record.

WEST COAST CONFERENCE

Season	Teams	G/S	#Attendance	P/G	Change Net	Total
1986	7	92	13,479	147	Dn	704
1987	7	89	9,240	43	Dn	4,189
1988	8	108	16,943	157	Up	892
1989	8	109	16,824	154	Dn	119
1990	8	111	23,457	211	Up	6,633
1991	8	57	12,987	228	Dn	10,470
1992	8	45	16,062	357	Up	3,075
1993	8	45	14,154	315	Dn	1,908
1994	8	96	32,508	339	Up	18,354
1995	8	95	41,611	438	Up	9,103
1996	8	101	44,873	444	Up	3,262
1997	8	105	66,008	629	Up	21,135
1998	8	108	63,444	587	Dn	2,564
1999	8	107	80,445	752	Up	17,001
2000	8	108	80,168	742	Dn	277
2001	8	113	80,674	714	—	—
2002	8	110	*86,732	*788	Up	6,058
2003	8	118	82,617	700	Dn	4,115
2004	8	113	75,026	664	Dn	7,591
2005	8	110	77,000	700	Up	1,974
2006	8	109	66,026	606	Dn	10,974
2007	8	119	78,432	659	Up	12,406

*Record.

WESTERN ATHLETIC CONFERENCE

(Before 1991, members were in High Country Athletic Conference.)

Season	Teams	G/S	#Attendance	P/G	Change Net	Change Total
1991	7	82	33,029	403	Up	898
1992	8	97	60,116	620	Up	27,087
1993	8	81	65,083	803	Up	4,967
1994	8	98	67,864	692	Up	2,781
1995	8	94	62,137	661	Dn	5,727
1996	8	100	128,964	1,290	Up	66,827
1997	16	207	224,130	1,083	Up	39,029
1998	16	219	282,896	1,292	Up	58,766
1999	16	218	*396,755	*1,820	Up	113,859
2000	8	114	111,766	980	Dn	15,845
2001	9	141	165,130	1,171	—	—
2002	10	144	179,087	1,244	Dn	34,897
2003	10	147	209,489	1,425	Up	30,402
2004	10	139	219,926	1,582	Up	10,437
2005	10	140	199,723	1,427	Dn	20,203
2006	9	128	167,099	1,305	Dn	32,624
2007	9	128	150,442	1,175	Dn	16,657

**Record.*

All-Time Attendance - Other Conferences

(Conferences that either were discontinued or changed names.)

(#Attendance consists of home game figures from member institutions, including doubleheaders with men beginning in 1996-97 season. Before 1996-97, doubleheaders with men were excluded from women's home attendance.)

AMERICAN SOUTH CONFERENCE

(Combined with Sun Belt Conference after 1991 season.)

Season	Teams	G/S	#Attendance	P/G	Change Net	Change Total
1988	6	53	37,890	715	Dn	17,800
1989	6	58	*62,824	*1,083	Up	24,934
1990	6	57	43,340	760	Dn	19,484
1991	7	61	52,204	856	Up	8,864

**Record.*

AMERICAN WEST CONFERENCE

Season	Teams	G/S	#Attendance	P/G	Change Net	Change Total
1995	4	34	*9,825	*289	Up	1,559
1996	4	35	6,653	190	Dn	3,172

**Record.*

BIG EIGHT CONFERENCE

(Teams became members of Big 12 Conference in 1997.)

Season	Teams	G/S	#Attendance	P/G	Change Net	Change Total
1984	8	46	41,781	908	Up	6,637
1985	8	52	40,778	784	Dn	1,003
1986	8	64	39,093	611	Dn	1,685
1987	8	70	54,789	783	Up	15,696
1988	8	76	59,437	782	Up	4,648
1989	8	88	78,728	895	Up	19,291
1990	8	97	77,586	800	Dn	1,142
1991	8	89	79,527	894	Up	1,941
1992	8	101	96,995	960	Up	17,468
1993	8	104	148,884	1,432	Up	51,889
1994	8	99	176,974	1,788	Up	28,090
1995	8	110	*220,708	*2,006	Up	43,734
1996	8	103	199,538	1,937	Dn	21,170

**Record.*

COSMOPOLITAN CONFERENCE

Season	Teams	G/S	#Attendance	P/G	Change Net	Change Total
1984	8	90	21,059	234	Up	4,216
1985	8	89	*21,757	*244	Up	698
1986	9	93	12,872	138	Dn	9,939

**Record.*

EAST COAST CONFERENCE

(Some teams joined Northeast Conference in 1993 and others joined North Atlantic Conference and Mid-Continent Conference in 1995.)

Season	Teams	G/S	#Attendance	P/G	Change Net	Change Total
1984	9	75	12,525	167	Up	602
1985	8	71	*14,764	208	Up	4,238
1986	8	63	10,496	167	Dn	4,268
1987	8	60	12,203	203	Up	1,707
1988	8	51	7,669	150	Dn	4,309
1989	8	51	9,918	194	Up	2,249
1990	8	54	9,199	170	Dn	719
1991	7	49	9,886	202	Up	687
1992	7	63	13,953	*221	Up	2,457
1994	6	74	11,475	155	Up	878

**Record.*

ECAC METRO CONFERENCE

(Before 1987, most members were in Cosmopolitan Conference.)

Season	Teams	G/S	#Attendance	P/G	Change Net	Change Total
1987	9	87	*17,302	*199	Up	4,521
1988	9	82	14,630	178	Dn	2,672

**Record.*

ECAC SOUTH CONFERENCE

(Became Colonial Athletic Association in 1986.)

Season	Teams	G/S	#Attendance	P/G	Change Net	Change Total
1984	4	45	9,018	*200	Dn	4,524
1985	7	82	*16,243	198	Up	3,522

**Record.*

GATEWAY COLLEGIATE CONFERENCE

(Teams became members of Missouri Valley Conference in 1993.)

Season	Teams	G/S	#Attendance	P/G	Change Net	Change Total
1984	10	107	37,231	348	Dn	5,820
1985	10	119	42,869	360	Up	5,638
1986	10	116	52,565	453	Up	9,696
1987	10	117	55,156	471	Up	2,591
1988	10	120	58,356	486	Up	3,200
1989	10	116	59,189	510	Up	833
1990	10	111	62,995	568	Up	3,806
1991	10	119	88,818	746	Up	25,823
1992	10	125	*131,048	*1,048	Up	42,230

**Record.*

GREAT MIDWEST CONFERENCE

Season	Teams	G/S	#Attendance	P/G	Change Net	Change Total
1992	6	72	49,781	691	Up	2,102
1993	6	80	46,690	584	Dn	3,091
1994	7	76	35,095	462	Dn	18,603
1995	7	89	*71,792	*807	Up	36,697

**Record.*

GULF STAR CONFERENCE

(After 1987, most members were in Southland Conference.)

Season	Teams	G/S	#Attendance	P/G	Change Net	Change Total
1985	6	63	17,833	283	Dn	926
1986	6	69	*28,187	409	Up	10,354
1987	6	36	24,725	*687	Dn	3,462

**Record.*

HIGH COUNTRY ATHLETIC CONFERENCE

(In 1991, became the Western Athletic Conference.)

Season	Teams	G/S	#Attendance	P/G	Change Net	Change Total
1984	7	70	24,640	352	Up	7,955
1985	7	60	17,841	297	Dn	5,002
1986	7	70	23,178	331	Up	5,337
1987	7	76	26,914	354	Up	3,736
1988	6	68	*37,951	*558	Up	11,037
1989	6	71	26,694	376	Dn	11,257
1990	6	71	32,131	453	Up	5,437

**Record.*

METROPOLITAN COLLEGIATE ATHLETIC CONFERENCE

Season	Teams	G/S	#Attendance	P/G	Change	Net Total
1984	8	76	31,053	409	Up	1,776
1985	8	92	51,060	555	Up	20,007
1986	7	76	37,461	493	Dn	12,212
1987	7	79	40,853	517	Up	3,392
1988	7	71	27,951	394	Dn	12,902
1989	7	92	48,132	523	Up	20,181
1990	8	89	41,929	471	Dn	6,203
1991	8	97	43,903	453	Up	1,974
1992	7	85	30,938	364	Up	904
1993	7	80	46,918	586	Up	15,910
1994	7	84	54,174	645	Up	7,256
1995	7	84	*60,710	*723	Up	6,536

*Record.

MIDDLE EASTERN COLLEGE CONFERENCE

Season	Teams	G/S	#Attendance	P/G	Change	Net Total
1987	6	64	8,758	137	Up	191

MOUNTAIN WEST ATHLETIC CONFERENCE

(This league is not the same as the present one.)

Season	Teams	G/S	#Attendance	P/G	Change	Net Total
1984	9	90	39,615	440	Up	5,272
1985	8	55	28,338	515	Dn	6,277
1986	8	96	48,627	507	Up	20,289
1987	7	75	41,209	549	Dn	5,628
1988	9	106	*69,776	*658	Up	28,657

*Record.

NEW SOUTH WOMEN'S ATHLETIC CONFERENCE

(Started as New South Conference in 1986, became Trans America in 1992.)

Season	Teams	G/S	#Attendance	P/G	Change	Net Total
1986	6	62	28,484	*459	Dn	74
1987	6	66	19,792	300	Dn	8,692
1988	7	73	*29,499	404	Up	9,707
1989	7	73	27,711	380	Dn	1,788
1990	7	72	27,680	384	Dn	31
1991	7	77	23,834	310	Dn	3,846

*Record.

NORTH STAR CONFERENCE

(Six teams formed Mid-Continent Conference in 1993.)

Season	Teams	G/S	#Attendance	P/G	Change	Net Total
1984	6	57	18,694	328	Up	1,329
1985	8	89	23,198	261	Dn	2,767
1986	8	95	21,662	228	Dn	1,536
1987	4	50	14,678	294	Up	1,224
1988	6	64	23,870	373	Up	9,192
1989	8	94	41,514	442	Up	17,644
1990	7	85	*53,752	632	Up	16,336
1991	8	88	53,675	610	Dn	77
1992	7	76	48,155	*634	Up	18,195

*Record.

NORTHERN PACIFIC CONFERENCE

(Some members joined Pacific-10 Conference in 1987.)

Season	Teams	G/S	#Attendance	P/G	Change	Net Total
1984	10	94	37,420	398	Dn	4,365
1985	9	104	45,433	437	Up	9,438
1986	7	76	*46,249	*609	Up	7,396

*Record.

OIL COUNTRY CONFERENCE

Season	Teams	G/S	#Attendance	P/G	Change	Net Total
1984	6	55	*16,252	*295	Up	5,675
1985	6	55	16,050	292	Dn	202

*Record.

PACIFIC COAST ATHLETIC CONFERENCE

Season	Teams	G/S	#Attendance	P/G	Change	Net Total
1985	5	65	19,888	306	Up	5,012
1986	8	92	31,520	343	Dn	18,583
1987	10	118	*46,701	*396	Up	15,181

*Record.

PACIFIC WEST CONFERENCE

(After 1986, members were in Pacific-10 Conference.)

Season	Teams	G/S	#Attendance	P/G	Change	Net Total
1986	5	47	33,957	722	Dn	1,130

SEABOARD CONFERENCE

(Started in 1985 as ECAC Seaboard.)

Season	Teams	G/S	#Attendance	P/G	Change	Net Total
1985	7	64	11,750	184	Dn	828
1986	8	86	15,291	178	Up	2,508
1987	8	91	21,404	235	Up	6,113
1988	8	99	*35,837	*362	Up	14,433
1989	8	90	29,776	331	Dn	7,801

*Record.

SOUTHWEST CONFERENCE

(Teams became members of Big 12 Conference and Western Athletic Conference.)

Season	Teams	G/S	#Attendance	P/G	Change	Net Total
1984	9	76	63,543	836	Up	28,243
1985	9	83	70,186	846	Up	6,643
1986	9	83	105,806	1,275	Up	35,620
1987	9	75	131,364	1,752	Up	25,558
1988	9	90	165,418	1,838	Up	29,094
1989	9	88	179,223	2,037	Up	13,805
1990	9	89	179,092	2,012	Dn	131
1991	9	89	172,438	1,938	Dn	6,654
1992	8	101	171,712	1,700	Up	40,771
1993	8	98	190,043	1,939	Up	18,331
1994	8	99	265,041	2,677	Up	74,998
1995	8	106	*322,501	*3,042	Up	57,460
1996	8	107	308,519	2,883	Dn	13,982

*Record.

WESTERN COLLEGIATE CONFERENCE

Season	Teams	G/S	#Attendance	P/G	Change	Net Total
1984	8	85	*72,403	*852	Dn	722
1985	8	90	65,302	726	Dn	7,101

*Record.

Division I Attendance Records

(Doubleheaders with men excluded until 1996-97 season, when doubleheaders were allowed provided separate attendance was taken by halftime of the women's game. Includes NCAA tournament games.)

TOP ATTENDANCE SESSIONS (PAID)

29,619—Connecticut (82) vs. Oklahoma (70), March 29, 2002, at The Alamodome, San Antonio (NCAA final).
29,619—Connecticut (79) vs. Tennessee (56) and Oklahoma (86) vs. Duke (71), March 25, 2002, at The Alamodome, San Antonio (NCAA semifinals).
28,937—Baylor (84) vs. Michigan St. (62), April 5, 2005, at the RCA Dome, Indianapolis (NCAA final).
28,937—Baylor (68) vs. LSU (57) and Michigan St. (68) vs. Tennessee (64), at the RCA Dome, Indianapolis (NCAA semifinals).
24,653—Tennessee (89) vs Connecticut (80), Jan. 7, 2006, at Thompson-Boling Arena, Knoxville, Tenn. (Largest regular-season attendance).
24,611—Connecticut (86) vs. Tennessee (72), Jan. 5, 2002, at Thompson-Boling Arena, Knoxville, Tenn.
24,597—Connecticut (69) vs. Tennessee (84), Jan. 3, 1998, at Thompson-Boling Arena, Knoxville, Tenn.
24,251—Tennessee (73) vs. Vanderbilt (53), Feb. 25, 2007, at Thompson-Boling Arena, Knoxville, Tenn.
24,046—Tennessee (92) vs. Connecticut (88), Feb. 1, 2001, at Thompson-Boling Arena, Knoxville, Tenn.
23,912—Texas (97) vs. Tennessee (78), Dec. 9, 1987, at Thompson-Boling Arena, Knoxville, Tenn.
23,385—Connecticut (74) vs. Tennessee (67), Jan. 8, 2000, at Thompson-Boling Arena, Knoxville, Tenn.
23,291—Tennessee (83) vs. Georgia (65), March 31, 1996, at Charlotte Coliseum, Charlotte, N. C. (NCAA final).
23,291—Georgia (86) vs. Stanford (76) and Tennessee (88) vs. Connecticut (83) (OT), March 29, 1996, at Charlotte Coliseum, Charlotte, N.C. (NCAA semifinals).

TOP ATTENDANCE SESSIONS (TURNSTILE)

29,619—Connecticut (82) vs. Oklahoma (70), March 31, 2002, at The Alamodome, San Antonio (NCAA final).
29,619—Connecticut (79) vs. Tennessee (56) and Oklahoma (86) vs. Duke (71), March 29, 2002, at The Alamodome, San Antonio (NCAA semifinals).
28,937—Baylor (84) vs. Michigan St. (62), April 5, 2005, at the RCA Dome, Indianapolis (NCAA final).
28,937—Baylor (68) vs. LSU (57) and Michigan St. (68) vs. Tennessee (64), April 3, 2005, at the RCA Dome, Indianapolis (NCAA semifinals).
28,210—Connecticut (73) vs. Tennesee (68), April 8, 2005, at Georgia Dome, Atlanta (NCAA final).
28,210—Tennessee (66) vs. Duke (56), and Connecticut (71) vs. Texas (69), April 6, 2003, at Atlanta (NCAA semifinalss).

Division II Attendance Records

PAID ATTENDANCE

7,543—North Dakota St. (71) vs. North Dakota (63), Feb. 23, 1996, at Bison Sports Arena, Fargo, N.D.
7,302—North Dakota St. (75) vs. North Dakota (62), Jan. 28, 1995, at Bison Sports Arena, Fargo, N.D.
7,138—North Dakota St. (98) vs. Portland St. (85), March 25, 1995, at Bison Sports Arena, Fargo, N.D. (NCAA final).
7,101—Delta St. (65) vs. North Dakota St. (63), March 28, 1992, at Bison Sports Arena, Fargo, N.D. (NCAA final).

Division III Attendance Records

PAID ATTENDANCE

4,356—Howard Payne (76) vs. Chapman (37), March 3, 2007, at Brownwood Coliseum, Brownwood, Tex. (NCAA second round).
4,001—Wis.-Oshkosh (68) vs. Mount Union (50), March 16, 1996, at Kolf Sports Center, Oshkosh, Wis. (NCAA final).
3,512—Wis.-Oshkosh (60) vs. New York U. (37), and Mount Union (71) vs. St. Thomas (Minn.) (57), March 15, 1996, Kolf Sports Center, Oshkosh, Wis. (NCAA semifinals).
3,300—UNC Greensboro (68) vs. Southern Me. (66) and Concordia-M'head (65) vs. St. John Fisher (57), March 19, 1988, at Memorial Arena, Moorhead, Minn. (NCAA third place and NCAA final).
3,154—Hope (94) vs. Edgewood (55), Nov. 19, 2005, at DeVos Fieldhouse, Holland, Mich.
2,850—St. John Fisher (70) vs. Southern Me. (53) and Concordia-M'head (103) vs. UNC Greensboro (66), March 18, 1988, at Memorial Arena, Moorhead, Minn. (NCAA semifinals).
2,550—Capital (72) vs. Wheaton (Mass.) (54) and Washington-St. Louis (86) vs. Wis.-Eau Claire (82) (ot), March 18, 1994, at W.L. Zorn Arena, Eau Claire, Wis. (NCAA semifinals).
2,507—St. Thomas (Minn.) (75) vs. New York U. (51), March 15, 1996, at Kolf Sports Center, Oshkosh, Wis. (NCAA third place).
2,500—UNC Greensboro (55) vs. Luther (52), March 11, 1988, at Regents Center, Decorah, Iowa (NCAA quarterfinal).
2,300—Capital (82) vs. Washington-St. Louis (63), March 19, 1994, at W.L. Zorn Arena, Eau Claire, Wis. (NCAA final).

2006-07 Attendance

	Total Teams	G or Sess.	2006-07 Net Attendance	Avg. PG or Sess.	Change In Total	Change in Avg.
Div. I Home Attend.	325	*4,576	*7,255,345	*1,586	Up 438,282	Up 42
Div. I NCAA Tournament	—	34	199,932	5,880	Up 10,603	Up 311
^Div. I Neutral Sites	—	158	*430,930	*2,727	Up 343,680	Up 1,081
NCAA DIVISION I TOTALS	**325**	***4,768**	***7,886,207**	***1,654**	**Up 792,565**	**Up 80**
@Div. II Home Attend.	263	3,404	1,627,799	478	Dn 57,461	Dn 7
^Div. II NCAA Tournament	—	6	11,666	1,944	Dn 154	Dn 26
^Div. II Neutral Sites	—	112	58,104	519	Up 41,609	Up 305
NCAA DIVISION II TOTALS	**263**	**3,522**	**1,697,569**	**482**	**Dn 16,006**	**Up 1**
@Div. III Home Attend.	400	4,783	*1,158,189	*242	Up 74,861	Up 25
^Div. III NCAA Tournament	—	6	3,439	573	Dn 618	Dn 779
^Div. III Neutral Sites	—	94	21,518	229	Up 9,943	Up 125
NCAA DIVISION III TOTALS	**400**	**4,883**	***1,183,146**	**242**	**Up 84,186**	**Up 26**
Reclassifying Teams	15	182	111,400	612	— —	— —
NATIONAL TOTALS	**1,003**	**13,355**	***10,878,322**	***815**	**Up 1,972,145**	**Up 63**

**Record. ^ Tournament games or sessions played on campus are counted in host's home attendance. NCAA Tournament overall totals were 49,801 for Division II and 16,113 for Division III. @ Division II attendance numbers do not include eight members and Division III figures do not include seven members as complete figures were not provided.*

Figures are used from NCAA varsity women's teams only; Home and net attendance includes some double-headers with men if attendance is counted by halftime of the women's game.

All Division I Conferences

	Conference	Total Teams	G/S	2006-07 Attendance$	Avg.
1.	Big 12	12	198	**1,023,576	5,170
2.	Big Ten	11	179	773,446	4,321
3.	Southeastern	12	192	*753,702	3,926
4.	Atlantic Coast	12	198	*664,622	*3,357
5.	Big East	16	241	*712,785	2,958
6.	Mountain West	9	141	*370,903	2,631
7.	Pacific-10	10	153	342,139	2,236
8.	Missouri Valley	10	150	315,693	2,105
9.	Western Athletic	9	128	150,442	1,175
10.	Sun Belt #	13	189	*214,574	1,135
11.	Big Sky #	9	129	143,554	1,113
12.	Atlantic 10	14	193	*209,460	1,085
13.	Colonial Athletic	12	167	169,213	1,013

	Conference	Total Teams	G/S	2006-07 Attendance$	Avg.
14.	Mid-American	12	159	159,614	1,004
15.	America East	9	120	118,160	985
16.	Conference USA	12	183	173,382	947
17.	Ohio Valley	11	146	137,953	945
18.	Southwestern Athletic	10	122	114,738	940
19.	Mid-Eastern Athletic	11	142	116,872	823
20.	Metro Atlantic Athletic	10	139	*111,592	803
21.	Summit #	8	115	83,434	726
22.	Patriot	8	110	78,296	712
23.	Horizon	9	127	*85,423	+673
24.	West Coast	8	119	78,432	659
25.	Southland #	12	162	98,065	605
26.	Southern	10	142	84,819	597
27.	Big South	8	112	*66,843	597
28.	Big West	8	118	61,942	525
29.	Ivy	8	99	48,144	486
30.	Atlantic Sun #	10	131	61,150	467
31.	Northeast	11	158	*69,499	*440
	Independents	4	51	16,839	330

*$Includes conference tournament neutral-site attendance in totals when applicable. **All-time NCAA conference record. *Record high for that conference. #Different lineup from 2005-06. +Tied conference record.*

Leading Division II Conferences

	Conference	Total Teams	G/S	2006-07 Attendance	Avg.	Change in Total		Change in Avg.	
1.	North Central	7	100	146,596	1,466	Dn	1,149	Up	59
2.	Mid-America Intercollegiate#	10	140	192,008	1,371	Up	6,961	Dn	97
3.	Central Intercollegiate Athletic#	10	127	89,524	705	Dn	29,463	Dn	94
4.	Lone Star	15	192	122,147	636	Dn	21,607	Dn	112
5.	Northern Sun#	10	137	84,816	619	Up	1,049	Dn	149
6.	Great Lakes Valley	14	191	104,683	548	Dn	372	Up	4
7.	Southern Intercollegiate Athletic#	12	140	72,977	521	Up	4,435	Up	48
8.	Gulf South#	15	186	94,753	509	Dn	39,237	Dn	106
9.	Great Lakes Intercollegiate.	13	166	84,118	507	Up	6,854	Up	39
10.	South Atlantic#	9	121	55,517	459	Up	14,456	Up	56

#Different lineup from 2005-06.

Leading Division III Conferences

	Conference	Total Teams	G/S	2006-07 Attendance	Avg.	Change in Total		Change in Avg.	
1.	Wisconsin Intercollegiate	9	113	57,141	506	Up	6,721	Up	26
2.	Ohio Athletic	10	118	56,529	479	Up	9,560	Up	91
3.	American Southwest#	15	183	87,645	479	Up	12,087	Up	97
4.	University Athletic	8	105	46,359	442	Up	4,223	Up	29
5.	Iowa Intercollegiate	9	99	40,108	405	Up	265	Up	11
6.	Michigan Intercollegiate	9	98	37,480	382	Dn	448	Up	24
7.	New England Small College	11	111	40,819	368	Up	3,384	Up	31
8.	Northwest	9	109	35,747	328	Up	2,152	Up	2
9.	Upper Midwest	7	82	25,704	313	Up	6,236	Up	106
10.	Midwest	10	116	34,516	298	Dn	1,104	Dn	14

#Different lineup from 2005-06.

Division I Attendance Leaders

Home Games Only

	School	G	Attend.	Avg.
1.	Tennessee	16	234,845	14,678
2.	Connecticut	22	237,642	10,802
3.	Texas Tech	14	149,351	10,668
4.	Oklahoma	12	125,247	10,437
5.	New Mexico	15	143,729	9,582
6.	Maryland	16	152,523	9,533
7.	Iowa St.	16	142,498	8,906
8.	Purdue	14	106,184	7,585
9.	Michigan St.	18	115,001	6,389
10.	Notre Dame	16	101,818	6,364
11.	Baylor	19	119,603	6,295
12.	Minnesota	17	101,030	5,943
13.	Duke	14	81,921	5,852
14.	Kentucky	15	86,941	5,796
15.	Penn St.	13	75,102	5,777
16.	Wisconsin	20	114,406	5,720
17.	LSU	15	83,593	5,573
18.	Missouri St.	15	81,286	5,419
19.	Texas	18	90,783	5,044
20.	Ohio St.	17	85,011	5,001
21.	North Carolina	18	86,678	4,815
22.	Wyoming	17	78,847	4,638
23.	Vanderbilt	16	72,215	4,513
24.	Georgia	13	58,311	4,485
25.	Texas A&M	16	71,066	4,442
26.	Middle Tenn.	15	62,351	4,157
27.	Iowa	15	61,987	4,132
28.	Nebraska	14	57,540	4,110
29.	Kansas St.	18	73,142	4,063
30.	Pittsburgh	14	56,109	4,008
31.	Montana	16	63,442	3,965
32.	Virginia	19	69,688	3,668
33.	Rutgers	13	47,500	3,654
34.	Indiana St.	12	43,319	3,610
35.	Old Dominion	15	53,430	3,562
36.	Arizona St.	16	56,027	3,502
37.	Stanford	18	57,704	3,206
38.	Dayton	11	35,088	3,190
39.	Louisville	18	55,865	3,104

	School	G	Attend.	Avg.
40.	Virginia Tech	17	50,668	2,980
41.	Oregon	15	43,973	2,932
42.	Oklahoma St.	17	47,447	2,791
43.	Kansas	16	42,508	2,657
44.	North Carolina St.	16	41,861	2,616
45.	Wichita St.	17	44,301	2,606
46.	Washington	15	38,594	2,573
47.	Louisiana Tech	13	33,176	2,552
48.	Arkansas	13	31,135	2,395
49.	DePaul	12	28,587	2,382
50.	TCU	16	37,762	2,360

ALL GAMES (home, road, neutral)

	Team (Games)	Attendance
1.	Tennessee (37)	426,191
2.	Connecticut (36)	304,038
3.	Oklahoma (33)	243,963
4.	Maryland (34)	241,280
5.	Iowa St. (35)	240,296
6.	Texas Tech (31)	211,782
7.	North Carolina (38)	211,469
8.	Purdue (37)	207,793
9.	New Mexico (33)	204,999
10.	Baylor (34)	200,139

Largest Division I Average Attendance Increase From Previous Year

Home Games Only

	School	G	2006-07 P/G	2005-06 P/G	Avg. P/G Change
1.	Maryland	16	9,533	4,813	4,720
2.	Wyoming	17	4,638	1,699	2,939
3.	Oklahoma	12	10,437	7,630	2,807
4.	Pittsburgh	14	4,008	1,558	2,450
5.	Dayton	11	3,190	1,604	1,586
6.	Middle Tenn.	15	4,157	2,699	1,458
7.	Cincinnati	16	1,851	459	1,392
8.	Arizona St.	16	3,502	2,137	1,365
9.	Iowa St.	16	8,906	7,667	1,239
10.	South Fla.	19	1,818	626	1,192

Division II Attendance Leaders

	Team	G/S	Attend.	Avg.
1.	Washburn	14	35,875	2,563
2.	Emporia St.	14	33,887	2,421
3.	Northern St.	12	28,824	2,402
4.	Mo. Western St.	16	34,804	2,175
5.	North Dakota	19	38,912	2,048
6.	South Dakota	16	31,109	1,944
7.	Augustana (S.D.)	16	28,618	1,789
8.	St. Cloud St.	13	22,096	1,700
9.	Benedict	12	20,380	1,698
10.	Central Mo.	12	19,380	1,615

Division III Attendance Leaders

	Team	G/S	Attend.	Avg.
1.	Howard Payne	17	25,338	1,490
2.	Wis.-Stout	13	18,771	1,444
3.	Bowdoin	14	18,720	1,337
4.	Hope	12	14,683	1,224
5.	New York U.	18	19,188	1,066
6.	Capital	14	13,955	997
7.	Chris. Newport	13	10,707	824
8.	Hardin-Simmons	12	9,513	793
9.	Scranton	16	11,875	742
10.	Wis.-Eau Claire	13	9,587	737

2007 Division I Women's Basketball Championship Tournament Attendance

FIRST ROUND

Site	Att.
Austin	3,947
Austin	3,554
East Lansing	6,504
East Lansing	6,780
Hartford	6,633
Hartford	6,824
Los Angeles	878
Los Angeles	1,299
Minneapolis	5,358
Minneapolis	2,810
Pittsburgh	5,789
Pittsburgh	6,601
Raleigh	4,073
Raleigh	4,226
Stanford	3,380
Stanford	3,381
TOTAL	**72,035**

SECOND ROUND

Site	Att.
Austin	4,196
East Lansing	8,056
Hartford	7,257
Los Angeles	1,209
Minneapolis	4,050
Pittsburgh	8,791
Raleigh	5,227
Stanford	4,111
TOTAL	**42,897**

REGIONAL SEMIFINALS

Site	Att.
Dallas	3,875
Dayton	9,023
Fresno	3,658
Greensboro	6,392
TOTAL	**22,948**

REGIONAL FINALS

Site	Att.
Dallas	3,311
Dayton	8,205
Fresno	3,046
Greensboro	6,082
TOTAL	**20,644**

NATIONAL SEMIFINALS

Site	Att.
Boston	20,704

NATIONAL FINAL

Site	Att.
Boston	20,704

Total Tournament Att.
199,932

Avg. Per Session (34)
5,880

2006-07 Division I Attendance Highs

SINGLE-GAME HIGHS

Regular Season

24,251 Tennessee (73) vs. Vanderbilt (53), Feb. 25, 2007, at Thompson-Boling Arena, Knoxville, Tenn.
21,118 Tennessee (70) vs. Duke (74), Jan. 22, 2007, at Thompson-Boling Arena, Knoxville, Tenn.
19,092 Tennessee (78) vs. Notre Dame (54), Dec. 30, 2006, at Thompson-Boling Arena, Knoxville, Tenn.
18,952 Tennessee (84) vs. Kentucky (62), Feb. 11, 2007, at Thompson-Boling Arena, Knoxville, Tenn.
17,950 Maryland (71) vs. North Carolina (84), Jan. 28, 2007, at Comcast Center, College Park, Md.
17,950 Maryland (57) vs. Duke (69), Feb. 18, 2007, at Comcast Center, College Park, Md.
16,294 Connecticut (64) vs. Tennessee (70), Jan. 6, 2007, at Hartford Civic Center, Hartford, Conn.
16,204 New Mexico (63) vs. BYU (49), March 10, 2007, at Thomas & Mack Center, Las Vegas, Nev.
15,491 Tennessee (77) vs. Stanford (60), Nov. 24, 2006, at Thompson-Boling Arena, Knoxville, Tenn.
15,344 South Fla. (68) vs. Vanderbilt (76), Dec. 17, 2006, at St. Pete Times Forum, Tampa, Fla.
15,269 Wisconsin (70) vs. Minnesota (57), Jan. 28, 2007, at Kohl Center, Madison , Wis.
14,992 Connecticut (82) vs. Pittsburgh (68), Feb. 17, 2007, at Hartford Civic Center, Hartford, Conn.
14,881 Tennessee (73) vs. Mississippi St. (44), Jan. 18, 2007, at Thompson-Boling Arena, Knoxville, Tenn.
14,783 Connecticut (92) vs. Villanova (49), Feb. 24, 2007, at Hartford Civic Center, Hartford, Conn.
14,442 Connecticut (62) vs. Hartford (36), Dec. 29, 2007, at Hartford Civic Center, Hartford, Conn.

Postseason

20,704 Tennessee (59) vs. Rutgers (46), April 3, 2007, at Quicken Loans Arena, Cleveland, OH (NCAA final)
20,704 Tennessee (56) vs. North Carolina (50) and Rutgers (59) vs. LSU (35), April 1, 2007, at Quicken Loans Arena, Cleveland, OH (NCAA semifinals)
15,462 Wyoming (72) vs. Wisconsin (56), March 31, 2007, at Arena Auditorium, Larmie, Wyoming (WNIT final)

2006-07 Division I Home Attendance

School	G	Attend.	Avg. PG
Air Force	13	8,643	665
Akron	15	6,643	443
Alabama	17	32,078	1,887
UAB	16	9,818	614
Alabama A&M	13	7,422	571
Alabama St.	12	18,833	1,569
Albany (N.Y.)	13	10,919	840
Alcorn St.	12	6,801	567
American	14	7,471	534
Appalachian St.	14	4,853	347
Arizona	15	27,947	1,863
Arizona St.	16	56,027	3,502
Arkansas	13	31,135	2,395
Ark.-Little Rock	17	11,416	672
Ark.-Pine Bluff	10	4,199	420
Arkansas St.	16	33,697	2,106
Army	15	16,631	1,109
Auburn	14	22,427	1,602
Austin Peay	13	13,044	1,003
Ball St.	12	20,516	1,710
Baylor	19	119,603	6,295
Belmont	13	4,919	378
Bethune-Cookman	13	8,642	665
Binghamton	15	28,811	1,921
Birmingham-So.	14	4,838	346
Boise St.	14	16,698	1,193
Boston College	15	27,539	1,836
Boston U.	12	6,651	554
Bowling Green	13	20,897	1,607
Bradley	14	12,442	889
BYU	13	14,802	1,139
Brown	13	5,000	385
Bucknell	14	6,441	460
Buffalo	13	10,488	807
Butler	13	5,055	389
California	15	24,838	1,656
UC Davis	14	7,158	511
UC Irvine	16	5,673	355
UC Riverside	12	6,094	508
UC Santa Barb.	17	15,364	904
Cal Poly	12	4,987	416
^Cal St. Bakersfield	12	7,942	662
Cal St. Fullerton	14	3,552	254
Cal St. Northridge	15	4,833	322
Campbell	13	6,503	500
Canisius	14	11,614	830
Centenary (La.)	14	4,314	308
^Central Ark.	14	5,876	420
Central Conn. St.	13	8,567	659
UCF	15	4,748	317
Central Mich.	13	12,138	934
Col. of Charleston	15	7,301	487
Charleston So.	15	6,053	404
Charlotte	15	22,182	1,479
Chattanooga	13	17,205	1,323
Chicago St.	12	1,927	161
Cincinnati	16	29,612	1,851
Clemson	15	20,885	1,392
Cleveland St.	15	3,493	233
Coastal Caro.	13	6,308	485
Colgate	11	2,952	268
Colorado	16	26,647	1,665
Colorado St.	14	18,200	1,300
Columbia	12	3,852	321
Connecticut	22	237,642	10,802
Coppin St.	11	3,619	329
Cornell	13	2,812	216
Creighton	14	12,242	874
Dartmouth	13	14,397	1,107
Davidson	12	12,450	1,038
Dayton	11	35,088	3,190
Delaware	15	23,610	1,574
Delaware St.	12	6,007	501
Denver	13	6,512	501
DePaul	12	28,587	2,382
Detroit	12	4,223	352
Drake	19	40,406	2,127
Drexel	14	6,644	475
Duke	14	81,921	5,852
Duquesne	13	4,262	328
East Caro.	13	16,852	1,296
East Tenn. St.	13	5,512	424
Eastern Ill.	13	5,776	444
Eastern Ky.	12	4,567	381
Eastern Mich.	12	5,296	441
Eastern Wash.	15	13,088	873
Elon	15	3,286	219
Evansville	14	19,279	1,377
Fairfield	13	16,813	1,293
Fairleigh Dickinson	13	3,134	241
Florida	15	18,158	1,211
Florida A&M	11	8,297	754
Fla. Atlantic	13	3,257	251
Florida Int'l	17	6,550	385
Florida St.	13	26,125	2,010
Fordham	12	7,587	632
Fresno St.	14	29,640	2,117
Furman	14	3,710	265
Gardner-Webb	12	5,014	418
George Mason	13	9,131	702
George Washington	13	10,450	804
Georgetown	14	7,973	570
Georgia	13	58,311	4,485
Ga. Southern	14	11,813	844
Georgia St.	13	6,666	513
Georgia Tech	16	16,810	1,051
Gonzaga	15	21,594	1,440
Grambling	12	17,500	1,458
Green Bay	18	33,009	1,834
Hampton	14	10,760	769
Hartford	13	18,636	1,434
Harvard	11	6,919	629
Hawaii	17	18,558	1,092
High Point	12	7,145	595
Hofstra	14	12,617	901
Holy Cross	13	17,109	1,316
Houston	12	6,308	526
Howard	10	8,283	828
Idaho	11	5,436	494

School	G	Attend.	Avg. PG
Idaho St.	12	11,591	966
Illinois	15	27,742	1,849
Ill.-Chicago	17	6,833	402
Illinois St.	15	26,656	1,777
Indiana	15	21,366	1,424
IPFW	15	5,696	380
IUPUI	13	6,451	496
Indiana St.	12	43,319	3,610
Iona	13	7,853	604
Iowa	15	61,987	4,132
Iowa St.	16	142,498	8,906
Jackson St.	14	16,849	1,204
Jacksonville	14	6,141	439
Jacksonville St.	13	10,112	778
James Madison	13	25,330	1,948
Kansas	16	42,508	2,657
Kansas St.	18	73,142	4,063
^Kennesaw St.	12	4,101	342
Kent St.	10	8,697	870
Kentucky	15	86,941	5,796
La Salle	13	4,439	341
Lafayette	15	6,430	429
Lamar	15	5,244	350
Lehigh	14	10,583	756
Liberty	13	19,374	1,490
Lipscomb	13	11,590	892
Long Beach St.	14	11,432	817
Long Island	17	5,913	348
^Longwood	11	4,143	377
La.-Lafayette	14	6,726	480
La.-Monroe	13	20,385	1,568
LSU	15	83,593	5,573
Louisiana Tech	13	33,176	2,552
Louisville	18	55,865	3,104
Loyola (Ill.)	12	4,502	375
Loyola (Md.)	13	9,464	728
Loyola Marymount	12	8,008	667
Maine	11	19,500	1,773
Manhattan	14	7,714	551
Marist	12	20,087	1,674
Marquette	13	24,432	1,879
Marshall	14	14,972	1,069
Maryland	16	152,523	9,533
UMBC	13	7,135	549
Md.-East. Shore	13	19,475	1,498
Massachusetts	12	10,254	855
McNeese St.	14	3,320	237
Memphis	16	9,737	609
Mercer	13	5,493	423
Miami (Fla.)	15	13,178	879
Miami (Ohio)	12	6,602	550
Michigan	16	24,898	1,556
Michigan St.	18	115,001	6,389
Middle Tenn.	15	62,351	4,157
Milwaukee	13	6,752	519
Minnesota	17	101,030	5,943
Mississippi	15	30,847	2,056
Mississippi St.	17	12,364	727
Mississippi Val.	11	19,861	1,806
Missouri	16	28,754	1,797
UMKC	12	10,178	848
Missouri St.	15	81,286	5,419
Monmouth	15	4,450	297
Montana	16	63,442	3,965
Montana St.	14	17,409	1,244
Morehead St.	13	15,485	1,191
Morgan St.	12	5,113	426
Mt. St. Mary's	15	3,122	208
Murray St.	14	8,439	603
Navy	12	9,128	761
Nebraska	14	57,540	4,110
Nevada	14	9,700	693
UNLV	19	17,375	914
New Hampshire	14	5,290	378
^NJIT	12	3,633	303
New Mexico	15	143,729	9,582
New Mexico St.	18	25,914	1,440
New Orleans	16	3,445	215
Niagara	14	5,120	366
Nicholls St.	10	1,088	109
Norfolk St.	14	7,495	535
North Carolina	18	86,678	4,815
UNC Asheville	18	12,822	712
UNC Greensboro	15	5,324	355
UNC Wilmington	14	6,515	465
N.C. A&T	14	6,281	449
North Carolina St.	16	41,861	2,616
^North Dakota St.	12	16,687	1,391
^North Fla.	11	3,432	312
North Texas	11	7,929	721
Northeastern	13	3,338	257
Northern Ariz.	14	7,396	528
^Northern Colo.	16	5,873	367
Northern Ill.	13	10,431	802
UNI	14	15,546	1,110
Northwestern	14	11,514	822
Northwestern St.	14	11,791	842
Notre Dame	16	101,818	6,364
Oakland	14	9,321	666
Ohio	14	8,560	611
Ohio St.	17	85,011	5,001
Oklahoma	12	125,247	10,437
Oklahoma St.	17	47,447	2,791
Old Dominion	15	53,430	3,562
Oral Roberts	19	22,131	1,165
Oregon	15	43,973	2,932
Oregon St.	13	19,115	1,470
Pacific	14	7,054	504
Penn	13	3,747	288
Penn St.	13	75,102	5,777
Pepperdine	15	5,782	385
Pittsburgh	14	56,109	4,008
Portland	14	3,668	262
Portland St.	14	5,669	405
Prairie View	11	8,743	795
Princeton	12	6,280	523
Providence	15	7,707	514
Purdue	14	106,184	7,585
Quinnipiac	13	12,535	964
Radford	14	4,449	318
Rhode Island	12	13,873	1,156
Rice	14	7,535	538
Richmond	14	12,797	914
Rider	13	5,008	385
Robert Morris	16	4,856	304
Rutgers	13	47,500	3,654
Sacramento St.	12	2,890	241
Sacred Heart	14	9,081	649
St. Bonaventure	11	5,776	525
St. Francis (N.Y.)	14	1,966	140
St. Francis (Pa.)	13	8,960	689
St. John's (N.Y.)	13	19,491	1,499
St. Joseph's	16	17,014	1,063
St. Louis	14	9,787	699
St. Mary's (Cal.)	14	15,154	1,082
St. Peter's	15	8,415	561
Sam Houston St.	14	3,632	259
Samford	12	7,531	628
San Diego	18	10,308	573
San Diego St.	16	7,980	499
San Francisco	14	4,681	334
San Jose St.	13	4,669	359
Santa Clara	14	6,273	448
Savannah St.	12	5,101	425
Seton Hall	14	8,959	640
Siena	13	9,202	708
South Ala.	14	9,516	680
South Carolina	20	36,906	1,845
South Carolina St.	13	5,982	460
^South Dakota St.	15	41,301	2,753
South Fla.	19	34,537	1,818
Southeast Mo. St.	16	17,064	1,067
Southeastern La.	14	5,488	392
Southern California	15	28,990	1,933
Southern Ill.	15	17,614	1,174
SMU	15	10,458	697
Southern Miss.	15	20,693	1,380
Southern U.	10	4,820	482
Southern Utah	14	9,924	709
Stanford	18	57,704	3,206
Stephen F. Austin	13	19,851	1,527
Stetson	13	4,380	337
Stony Brook	12	7,186	599
Syracuse	12	5,432	453
Temple	14	22,135	1,581
Tennessee	16	234,845	14,678

School	G	Attend.	Avg. PG
Tenn.-Martin	12	17,696	1,475
Tennessee St.	13	14,508	1,116
Tennessee Tech	13	21,424	1,648
Texas	18	90,783	5,044
Texas-Arlington	11	3,858	351
UTEP	18	27,357	1,520
Tex.-Pan American	12	4,115	343
UTSA	13	8,544	657
Texas A&M	16	71,066	4,442
A&M-Corpus Christi	13	20,199	1,554
TCU	16	37,762	2,360
Texas Southern	13	4,550	350
Texas St.	13	7,002	539
Texas Tech	14	149,351	10,668
Toledo	13	23,066	1,774
Towson	13	4,290	330
Troy	13	9,164	705
Tulane	17	16,794	988
Tulsa	15	25,552	1,703
UCLA	12	19,455	1,621
Utah	15	17,731	1,182
Utah St.	12	5,519	460
Valparaiso	14	9,032	645
Vanderbilt	16	72,215	4,513
Vermont	14	11,761	840
Villanova	13	9,851	758
Virginia	19	69,688	3,668
VCU	13	5,148	396
Virginia Tech	17	50,668	2,980
Wagner	15	6,915	461
Wake Forest	18	20,505	1,139
Washington	15	38,594	2,573
Washington St.	14	7,038	503
Weber St.	14	11,209	801
West Virginia	14	13,507	965
Western Caro.	12	11,689	974
Western Ill.	12	7,922	660
Western Ky.	16	32,114	2,007
Western Mich.	13	13,362	1,028
Wichita St.	17	44,301	2,606
William & Mary	13	5,046	388
^Winston-Salem	11	7,423	675
Winthrop	12	4,788	399
Wisconsin	20	114,406	5,720
Wofford	14	4,351	311
Wright St.	14	5,165	369
Wyoming	17	78,847	4,638
Xavier	20	30,236	1,512
Yale	12	5,137	428
Youngstown St.	13	16,391	1,261

^ Reclassifying team.

2006-07 Division II Home Attendance

School	G	Attend.	Avg. PG
Abilene Christian	14	9,250	661
Adams St.	10	8,418	842
Adelphi	13	1,680	129
Ala.-Huntsville	12	9,893	824
Alas. Anchorage	15	17,178	1,145
Alas. Fairbanks	15	4,302	287
Albany St. (Ga.)	12	8,302	692
Alderson-Broaddus	11	3,356	305
American Int'l	15	3,590	239
Anderson (S.C.)	13	2,775	213
Angelo St.	13	15,225	1,171
Ark.-Monticello	9	4,413	490
Arkansas Tech	11	6,882	626
Armstrong Atlantic	14	3,803	272
Ashland	15	6,620	441
Assumption	12	7,281	607
Augusta St.	15	5,454	364
Augustana (S.D.)	16	28,618	1,789
Barry	14	3,193	228
Barton	13	3,619	278
Bellarmine	13	5,322	409
Belmont Abbey	14	2,177	156
Bemidji St.	14	7,715	551
Benedict	12	20,380	1,698
Bentley	15	4,741	316
Bloomfield	11	1,875	170
Bloomsburg	14	1,841	132
Bluefield St.	15	2,298	153
Bowie St.	10	5,930	593
Bridgeport	13	1,968	151
Bryant	15	4,280	285
BYU-Hawaii	12	2,874	240
C.W. Post	12	2,469	206
UC San Diego	16	8,221	514
Cal Poly Pomona	11	3,193	290
Cal St. Chico	14	10,251	732
Cal St. Dom. Hills	13	4,521	348
Cal St. L.A.	14	1,876	134
Cal St. San B'dino	13	3,439	265
Cal St. Stanislaus	12	5,762	480
Caldwell	12	3,140	262
California (Pa.)	14	6,950	496
Cameron	10	2,700	270
Carson-Newman	14	8,702	622
Catawba	15	4,094	273
Central Mo.	12	19,380	1,615
Central Okla.	15	4,084	272
Central Wash.	12	3,448	287
Chadron St.	13	4,754	366
Chaminade	11	1,423	129
Charleston (W.V.)	10	2,176	218
Cheyney	12	4,455	371
Christian Bros.	16	2,816	176
Clarion	12	5,850	488
Clark Atlanta	14	2,847	203
Clayton St.	15	5,712	381
UC-Colo. Springs	10	2,600	260
Colo. Christian	16	4,190	262
Colorado Mines	14	3,088	221
Colorado St.-Pueblo	15	5,125	342
Columbia Union	13	2,324	179
Columbus St.	13	6,729	518
Concord	13	6,276	483
Concordia (N.Y.)	11	817	74
Concordia-St. Paul	17	9,387	552
Converse	15	2,614	174
Davis & Elkins	11	1,464	133
Delta St.	13	7,855	604
Dist. Columbia	13	1,989	153
Dominican (N.Y.)	15	3,746	250
Dowling	14	1,218	87
Drury	13	20,445	1,573
East Central	12	10,000	833
East Stroudsburg	14	4,964	355
Eastern N.M.	14	3,585	256
Eckerd	14	1,486	106
Edinboro	13	2,059	158
Elizabeth City St.	13	14,562	1,120
Emporia St.	14	33,887	2,421
Fairmont St.	14	4,720	337
Fayetteville St.	12	5,833	486
Felician	13	1,666	128
Ferris St.	14	6,238	446
Findlay	15	9,606	640
Fla. Gulf Coast	22	22,455	1,021
Fla. Southern	15	1,877	125
Florida Tech	15	4,980	332
Fort Hays St.	15	19,866	1,324
Fort Lewis	11	3,550	323
Fort Valley St.	14	10,014	715
Francis Marion	12	4,098	342
Franklin Pierce	12	2,486	207
Gannon	14	8,213	587
GCSU	12	5,415	451
Ga. Southwestern	11	1,711	156
Georgian Court	12	697	58
Glenville St.	15	13,066	871
Goldey-Beacom	13	1,615	124
Grand Canyon	12	1,360	113
Grand Valley St.	15	13,147	876
Harding	13	13,395	1,030
Hawaii-Hilo	10	2,168	217
Hawaii Pacific	11	925	84
Henderson St.	12	9,184	765
Hillsdale	9	3,881	431
Holy Family	14	4,062	290
Humboldt St.	16	10,063	629
Incarnate Word	11	2,362	215
Indiana (Pa.)	14	4,730	338
Indianapolis	13	6,447	496

School	G	Attend.	Avg. PG
Johnson C. Smith	14	13,405	958
Kentucky St.	12	3,072	256
Ky. Wesleyan	16	8,150	509
Kutztown	12	2,640	220
Lake Superior St.	10	2,840	284
Lander	12	4,711	393
Lane	12	5,436	453
Le Moyne	13	3,004	231
Lees-McRae	14	1,400	100
LeMoyne-Owen	13	7,655	589
Lenoir-Rhyne	13	6,795	523
Lewis	13	4,461	343
Limestone	16	3,572	223
Lincoln (Mo.)	12	1,694	141
Lincoln Memorial	13	10,210	785
Livingstone	12	6,805	567
Lock Haven	10	3,761	376
Lynn	15	3,031	202
Mansfield	13	2,444	188
Mars Hill	11	2,987	272
Mass.-Lowell	14	4,478	320
Mercy	10	923	92
Mercyhurst	13	4,980	383
Merrimack	13	2,449	188
Mesa St.	13	5,775	444
Metro St.	16	3,172	198
Michigan Tech	15	12,099	807
Midwestern St.	13	9,429	725
Miles	14	2,615	187
Millersville	13	4,300	331
Minn.-Crookston	10	2,129	213
Minn. Duluth	11	7,752	705
Minn. St. Mankato	12	13,394	1,116
Minn. St. Moorhead	12	4,096	341
Mo.-Rolla	15	7,182	479
Mo.-St. Louis	13	3,843	296
Mo. Southern St.	15	11,683	779
Mo. Western St.	16	34,804	2,175
Molloy	12	823	69
Mont. St.-Billings	14	6,399	457
Montevallo	15	5,511	367
Mount Olive	14	4,104	293
Neb.-Kearney	16	20,902	1,306
Neb.-Omaha	13	4,715	363
New Haven	11	1,166	106
N.M. Highlands	12	1,377	115
NYIT	10	941	94
Newberry	18	4,789	266
North Ala.	11	3,687	335
UNC Pembroke	11	4,406	401
N.C. Central	13	10,158	781
North Dakota	19	38,912	2,048
North Greenville	13	2,394	184
Northeastern St.	11	6,850	623
Northern Ky.	15	8,569	571
Northern Mich.	10	4,350	435
Northern St.	12	28,824	2,402
Northwest Mo. St.	15	13,253	884
Northwest Nazarene	14	4,763	340
Northwood (Mich.)	13	6,382	491
Nova Southeastern	16	3,096	194
Nyack	11	4,850	441
Oakland City	12	5,763	480
Ohio Valley	10	5,209	521
Okla. Panhandle	12	5,465	455
Ouachita Baptist	12	5,594	466
Pace	17	10,792	635
Paine	13	4,346	334
Pfeiffer	16	2,810	176
Phila. Sciences	17	1,894	111
Philadelphia U.	16	3,170	198
Pittsburg St.	12	8,759	730
Pitt.-Johnstown	15	2,770	185
Post	12	1,440	120
Presbyterian	11	6,116	556
Queens (N.Y.)	14	938	67
Quincy	13	6,477	498
Regis (Colo.)	11	2,871	261
Rockhurst	15	5,110	341
Rollins	15	3,992	266
Saginaw Valley	12	3,045	254
St. Andrews	13	2,144	165
St. Anselm	14	4,253	304
St. Augustine's	14	7,263	519
St. Cloud St.	13	22,096	1,700
St. Edward's	13	3,442	265
St. Joseph's (Ind.)	12	6,197	516
St. Leo	14	2,843	203
St. Martin's	12	3,527	294
St. Mary's (Tex.)	13	6,354	489
St. Michael's	13	3,928	302
St. Paul's	12	5,477	456
St. Rose	13	5,863	451
St. Thomas Aquinas	13	1,079	83
Salem Int'l	14	2,028	145
San Fran. St.	12	2,372	198
Seattle	13	2,686	207
Seattle Pacific	14	5,499	393
Shaw	11	12,823	1,166
Shepherd	14	3,835	274
Shippensburg	12	4,450	371
Slippery Rock	12	1,745	145
Sonoma St.	13	4,967	382
S.C.-Aiken	10	8,211	821
S.C. Upstate	13	4,999	385
South Dakota	16	31,109	1,944
Southeastern Okla.	11	10,590	963
Southern Ark.	10	4,619	462
Southern Conn. St.	18	7,921	440
SIU Edwardsville	15	8,339	556
Southern Ind.	13	10,250	788
Southern N.H.	14	4,627	331
Southwest Baptist	12	8,531	711
Southwest Minn. St.	12	12,789	1,066
Southwestern Okla.	11	4,800	436
Stillman	14	3,583	256
Stonehill	13	4,400	338
Tampa	14	1,891	135
Tarleton St.	12	17,701	1,475
Tex. A&M-Commerce	16	5,623	351
Tex. A&M-Kingsville	14	4,011	287
Texas Woman's	12	3,153	263
Tiffin	12	1,755	146
Truman	15	5,970	398
Tusculum	13	6,719	517
Tuskegee	10	4,727	473
Upper Iowa	16	4,285	268
Valdosta St.	14	8,252	589
Virginia St.	14	4,391	314
Washburn	14	35,875	2,563
Wayne St. (Mich.)	11	2,717	247
Wayne St. (Neb.)	15	5,457	364
West Ala.	14	6,033	431
West Chester	14	2,681	192
West Fla.	15	4,090	273
West Ga.	9	2,529	281
West Liberty St.	10	5,730	573
West Tex. A&M	14	15,146	1,082
West Va. Wesleyan	12	2,824	235
West Virginia St.	12	1,813	151
Western N.M.	11	1,962	178
Western Ore.	11	3,180	289
Western St.	11	1,970	179
Western Wash.	12	5,965	497
Wheeling Jesuit	14	4,378	313
Wilmington (Del.)	11	1,950	177
Wingate	13	5,105	393
Winona St.	15	4,266	284
Wis.-Parkside	12	3,891	324

Note: Full attendance figures were not provided for Coker, Erskine, P.R.-Bayamon, P.R.-Cayey, P.R.-Mayaguez, P.R.-Rio Piedras, Queens (N.C.), and Virginia Union. Provisional teams not included.
^Reclassifying team.

2006-07 Division III Home Attendance

School	G	Attend.	Avg. PG
Adrian	13	2,522	194
Agnes Scott	11	4,368	397
Albertus Magnus	11	728	66
Albion	11	1,870	170
Albright	13	3,503	269
Alfred	11	1,412	128
Allegheny	13	3,298	254
Alma	8	1,964	246
Alvernia	12	3,585	299

School	G	Attend.	Avg. PG
Alverno	14	1,432	102
Amherst	11	1,442	131
Anderson (Ind.)	11	4,100	373
Anna Maria	12	1,012	84
Arcadia	11	1,049	95
Augsburg	12	2,503	209
Augustana (Ill.)	10	1,147	115
Aurora	12	2,481	207
Austin	10	1,355	136
Averett	9	1,084	120
Babson	13	1,520	117
Baldwin-Wallace	12	6,800	567
Baptist Bible (Pa.)	12	1,700	142
Bard	12	1,110	93
Baruch	13	1,976	152
Bates	10	4,094	409
Bay Path	10	742	74
Becker	12	1,191	99
Beloit	12	1,815	151
Benedictine (Ill.)	12	2,077	173
Bethany (W.V.)	12	2,454	205
Bethel (Minn.)	11	2,602	237
Blackburn	10	764	76
Bluffton	13	3,107	239
Bowdoin	14	18,720	1,337
Brandeis	13	4,950	381
Bridgewater (Va.)	12	6,025	502
Bridgewater St.	9	1,575	175
Brockport St.	14	2,994	214
Brooklyn	11	1,325	120
Bryn Mawr	10	1,133	113
Buena Vista	10	5,450	545
Buffalo St.	11	1,979	180
Cabrini	13	2,213	170
UC Santa Cruz	12	999	83
Cal Lutheran	13	1,864	143
Cal St. East Bay	11	2,844	259
Caltech	14	1,900	136
Calvin	13	6,397	492
Capital	14	13,955	997
Carleton	12	3,806	317
Carnegie Mellon	11	2,397	218
Carroll (Wis.)	12	4,454	371
Carthage	11	1,660	151
Case Reserve	10	1,398	140
Castleton	12	1,153	96
Catholic	12	4,237	353
Cazenovia	14	2,295	164
Cedar Crest	10	675	68
Centenary (N.J.)	11	1,099	100
Central (Iowa)	10	2,525	253
Centre	9	1,419	158
Chapman	16	2,795	175
Chatham	14	1,696	121
Chestnut Hill	10	1,036	104
Chicago	13	4,815	370
Chowan	10	2,356	236
Chris. Newport	13	10,707	824
CCNY	8	605	76
City Tech	12	1,730	144
Claremont-M-S	10	2,500	250
Clark (Mass.)	10	2,625	263
Clarke	13	1,601	123
Clarkson	11	2,526	230
Coast Guard	13	960	74
Coe	11	2,926	266
Colby	9	2,255	251
Colby-Sawyer	17	3,745	220
Colorado Col.	7	820	117
Concordia Chicago	10	1,210	121
Concordia (Wis.)	12	3,220	268
Concordia (Tex.)	13	1,630	125
Concordia-M'head	12	4,610	384
Connecticut Col.	12	1,581	132
Cornell College	11	3,450	314
Cortland St.	17	5,835	343
Curry	11	1,450	132
D'Youville	11	1,282	117
Dallas	15	2,343	156
Daniel Webster	11	1,030	94
Defiance	12	2,845	237
Delaware Valley	11	2,613	238
Denison	14	4,299	307
DePauw	12	4,475	373
DeSales	13	3,900	300
Dickinson	13	2,222	171
Dominican (Ill.)	10	1,035	104
Drew	12	2,927	244
Dubuque	9	3,569	397
Earlham	11	2,256	205
East Tex. Baptist	11	4,904	446
Eastern	9	936	104
Eastern Conn. St.	12	4,100	342
East. Mennonite	11	2,521	229
Eastern Nazarene	12	1,865	155
Edgewood	11	2,149	195
Elizabethtown	13	2,235	172
Elmhurst	13	2,756	212
Elmira	16	4,488	281
Elms	12	1,336	111
Emerson	13	1,530	118
Emmanuel (Mass.)	20	6,850	343
Emory	15	2,720	181
Emory & Henry	12	2,267	189
Endicott	14	3,400	243
Eureka	12	1,864	155
FDU-Florham	12	1,631	136
Farmingdale St.	16	1,654	103
Ferrum	11	3,200	291
Fisk	7	757	108
Fitchburg St.	13	4,532	349
Fontbonne	11	2,378	216
Framingham St.	12	1,186	99
Franklin	12	2,290	191
Frank. & Marsh.	14	1,977	141
Fredonia St.	11	1,497	136
Frostburg St.	15	2,623	175
Gallaudet	13	1,699	131
Geneseo St.	9	1,815	202
George Fox	14	9,825	702
Gettysburg	12	1,988	166
Gordon	9	1,515	168
Goucher	11	2,107	192
Green Mountain	12	1,085	90
Greensboro	11	2,020	184
Greenville	11	2,425	220
Grinnell	12	3,425	285
Grove City	10	2,785	279
Guilford	13	2,154	166
Gust. Adolphus	13	3,905	300
Gwynedd-Mercy	14	4,650	332
Hamilton	11	1,813	165
Hamline	12	2,893	241
Hardin-Simmons	12	9,513	793
Hartwick	10	1,483	148
Haverford	12	1,460	122
Heidelberg	11	3,117	283
Hendrix	11	1,672	152
Hilbert	11	1,338	122
Hiram	11	1,987	181
Hollins	12	1,313	109
Hood	10	2,188	219
Hope	12	14,683	1,224
Howard Payne	17	25,338	1,490
Hunter	13	2,331	179
Huntingdon	11	1,480	135
Illinois Col.	8	1,130	141
Ill. Wesleyan	12	3,297	275
Immaculata	9	1,760	196
John Carroll	10	4,206	421
John Jay	14	2,526	180
Johns Hopkins	11	1,602	146
Johnson & Wales (R.I.)	12	1,664	139
Johnson St.	14	1,590	114
Juniata	10	3,155	316
Kalamazoo	10	1,570	157
Kean	12	2,404	200
Keene St.	16	4,800	300
Kenyon	13	4,186	322
Keuka	14	2,880	206
King's (Pa.)	13	2,875	221
Knox	11	2,000	182
La Roche	13	1,530	118
La Verne	14	2,506	179
LaGrange	16	2,722	170
Lake Erie	12	4,417	368

School	G	Attend.	Avg. PG
Lake Forest	15	5,748	383
Lakeland	12	2,020	168
Lasell	14	1,388	99
Lawrence	10	6,739	674
Lebanon Valley	14	4,387	313
Lehman	10	1,531	153
Lesley	12	1,145	95
LeTourneau	11	2,065	188
Lewis & Clark	14	2,739	196
Lincoln (Pa.)	14	4,206	300
Lincoln Christian	11	927	84
Linfield	12	2,838	237
Loras	11	4,415	401
Louisiana Col.	10	4,903	490
Luther	16	9,998	625
Lycoming	11	1,645	150
Lynchburg	11	1,481	135
Macalester	12	1,975	165
MacMurray	13	1,625	125
Maine Maritime	15	3,300	220
Me.-Farmington	15	2,625	175
Manchester	14	4,135	295
Manhattanville	12	1,348	112
Maranatha Baptist	13	3,019	232
Marian (Wis.)	12	1,541	128
Marietta	11	3,241	295
Martin Luther	11	3,740	340
Mary Baldwin	11	1,301	118
Mary Hardin-Baylor	12	6,875	573
Mary Washington	15	5,127	342
Marymount (Va.)	14	4,425	316
Maryville (Mo.)	13	4,888	376
Maryville (Tenn.)	15	8,423	562
Marywood	14	2,075	148
Mass.-Boston	13	1,850	142
Mass.-Dartmouth	13	3,025	233
Mass. Liberal Arts	11	880	80
MIT	12	1,213	101
McDaniel	13	5,540	426
McMurry	11	6,515	592
Medaille	13	1,727	133
Medgar Evers	13	1,274	98
Merchant Marine	13	613	47
Meredith	11	1,528	139
Messiah	16	4,924	308
Methodist	12	1,688	141
Middlebury	12	1,694	141
Millikin	14	3,755	268
Millsaps	11	1,600	145
Milwaukee Engr.	9	544	60
Minn.-Morris	12	2,095	175
Misericordia	11	1,900	173
Mississippi Col.	13	7,880	606
Monmouth (Ill.)	14	3,825	273
Montclair St.	14	3,836	274
Moravian	13	3,328	256
Mount Holyoke	10	1,365	137
Mount Ida	14	1,655	118
Mt. St. Joseph	11	1,584	144
Mt. St. Mary (N.Y.)	14	6,045	432
Mt. St. Vincent	11	1,770	161
Mount Union	11	2,734	249
Muhlenberg	13	3,077	237
Muskingum	12	5,536	461
Nazareth	10	2,886	289
Neb. Wesleyan	11	1,610	146
Neumann	13	3,116	240
New England	12	1,325	110
New England Col.	11	1,411	128
TCNJ	10	1,905	191
New Jersey City	14	2,411	172
New Paltz St.	11	1,783	162
New Rochelle	9	402	45
New York U.	18	19,188	1,066
Newbury	9	826	92
Nichols	14	4,364	312
N.C. Wesleyan	10	2,192	219
North Central (Ill.)	14	1,972	141
North Park	8	1,725	216
Northland	11	1,078	98
Norwich	11	3,125	284
Notre Dame (Md.)	12	2,235	186
Oberlin	12	3,070	256
Occidental	13	2,355	181
Oglethorpe	12	2,732	228
Ohio Northern	10	2,655	266
Ohio Wesleyan	15	4,314	288
Old Westbury	14	1,064	76
Olivet	10	3,405	341
Oneonta St.	10	2,359	236
Oswego St.	12	2,861	238
Otterbein	11	4,406	401
Ozarks (Ark.)	12	2,485	207
Pacific (Ore.)	11	2,551	232
Pacific Lutheran	11	5,010	455
Peace	12	1,122	94
Penn St.-Altoona	10	1,437	144
Penn St.-Behrend	15	2,527	168
Phila. Biblical	13	1,504	116
Piedmont	8	2,410	301
Pine Manor	10	250	25
Pitt.-Greensburg	12	1,789	149
Plattsburgh St.	13	2,142	165
Plymouth St.	13	2,100	162
Polytechnic (N.Y.)	11	570	52
Pomona-Pitzer	14	1,751	125
Potsdam St.	13	1,860	143
Principia	11	1,439	131
Puget Sound	14	6,077	434
Ramapo	10	1,025	103
Randolph	12	935	78
Randolph-Macon	12	3,212	268
Redlands	12	2,512	209
Regis (Mass.)	11	1,091	99
Rensselaer	10	1,250	125
Rhode Island Col.	12	1,850	154
Rhodes	11	2,480	225
Richard Stockton	11	1,490	135
Ripon	12	2,145	179
Rivier	12	780	65
Roanoke	12	2,758	230
Rochester (N.Y.)	12	4,575	381
Rochester Inst.	11	1,832	167
Rockford	14	1,558	111
Roger Williams	10	1,063	106
Rose-Hulman	11	6,645	604
Rosemont	12	531	44
Rowan	13	1,692	130
Russell Sage	8	645	81
Rust	10	2,710	271
Rutgers-Camden	10	920	92
Rutgers-Newark	9	1,089	121
St. Benedict	14	5,720	409
St. Catherine	12	3,171	264
St. Elizabeth	9	1,375	153
St. John Fisher	13	3,967	305
St. Joseph (Conn.)	13	1,365	105
St. Joseph's (L.I.)	12	600	50
St. Joseph's (Me.)	12	2,450	204
St. Mary's (Ind.)	11	1,615	147
St. Mary's (Md.)	10	2,081	208
St. Mary's (Minn.)	12	1,888	157
St. Norbert	10	3,235	324
St. Olaf	11	1,937	176
St. Scholastica	12	1,876	156
St. Thomas (Minn.)	11	2,820	256
Salem St.	15	1,895	126
Salisbury	11	1,972	179
Salve Regina	12	2,579	215
Schreiner	11	1,375	125
Scranton	16	11,875	742
Sewanee	9	1,310	146
Shenandoah	12	4,255	355
Simmons	11	984	89
Simpson	11	3,750	341
Skidmore	13	2,375	183
Smith	10	768	77
Southern Me.	17	7,332	431
Southern Vt.	10	548	55
Southwestern (Tex.)	14	2,130	152
Springfield	15	2,671	178
Staten Island	13	1,902	146
Stevens Institute	14	1,975	141
Suffolk	10	856	86
Sul Ross St.	13	3,258	251
SUNYIT	11	1,260	115
Susquehanna	13	1,740	134

School	G	Attend.	Avg. PG
Swarthmore	11	1,748	159
Texas-Dallas	14	2,150	154
Texas Lutheran	11	3,490	317
Thiel	9	3,561	396
Thomas More	14	4,549	325
Transylvania	11	2,862	260
Trinity (Conn.)	9	1,912	212
Trinity (D.C.)	11	729	66
Trinity (Tex.)	12	3,054	255
Tufts	12	3,857	321
Union (N.Y.)	12	2,472	206
Ursinus	11	1,641	149
Utica	14	1,588	113
Vassar	11	1,210	110
Villa Julie	13	1,290	99
Va. Wesleyan	12	3,465	289
Wartburg	10	4,025	403
Washington (Md.)	10	1,210	121
Washington-St. Louis	13	6,316	486
Wash. & Jeff.	15	2,895	193
Wash. & Lee	11	1,732	157
Waynesburg	10	1,615	162
Webster	13	2,322	179
Wellesley	8	708	89
Wentworth Inst.	9	935	104
Wesley	11	2,426	221
Wesleyan (Conn.)	11	1,952	177
Wesleyan (Ga.)	13	794	61
Western Conn. St.	12	2,103	175
Western New Eng.	11	2,209	201
Westfield St.	11	1,919	174
Westminster (Mo.)	12	1,650	138
Westminster (Pa.)	12	3,406	284
Wheaton (Ill.)	15	4,585	306
Wheaton (Mass.)	17	4,010	236
Wheelock	10	555	56
Whitman	13	1,820	140
Whittier	12	1,719	143
Whitworth	11	3,055	278
Widener	10	2,200	220
Wilkes	12	2,200	183
Willamette	9	1,832	204
Wm. Paterson	12	4,256	355
William Smith	9	1,945	216
Williams	11	3,312	301
Wilmington (Ohio)	16	9,879	617
Wilson	11	455	41
Wis.-Eau Claire	13	9,587	737
Wis.-La Crosse	13	3,497	269
Wis.-Oshkosh	13	5,987	461
Wis.-Platteville	9	2,976	331
Wis.-River Falls	12	2,457	205
Wis.-Stevens Point	14	5,727	409
Wis.-Stout	13	18,771	1,444
Wis.-Superior	12	3,433	286
Wis.-Whitewater	14	4,706	336
Wis. Lutheran	13	1,993	153
Wittenberg	13	3,972	306
Wooster	11	1,752	159
WPI	19	5,550	292
Worcester St.	10	1,655	166
York (N.Y.)	9	868	96
York (Pa.)	14	4,093	292

Note: Full attendance figures were not provided for Hanover, Husson, Ithaca, Pitt.-Bradford, St. Lawrence, Spelman, and Thomas (Me.). Provisional teams not included.

Playing Rules History

Important Rules Changes 244

Important Rules Changes for Women's Basketball

1891-92

- Basketball is invented by Dr. James Naismith, instructor at YMCA Training School in Springfield, Massachusetts, in December 1891. His 13 original rules and description of the game are published in January 1892 and read by Senda Berenson, physical education instructor at nearby Smith College. She immediately creates new rules for women to discourage roughness and introduces basketball to Smith women. Peach baskets and the soccer ball are used, but she divides the court into three equal sections and requires players to stay in their section. Stealing the ball is prohibited, players may not hold the ball more than three seconds and there is a three-bounce limit on dribbles. Berenson's rules, often modified, spread rapidly across the country via YMCAs and colleges, but many women also used men's rules.

1894-95

- Berenson's article describing her game and its benefits in general terms is published in the September 1894 issue of the magazine Physical Education. Clara Gregory Baer, physical culture instructor at Sophie Newcomb College in New Orleans, publishes the first women's basketball rules book, calling her game "Basquette" (this name is dropped in her first revision in 1908, called Newcomb College Basketball Rules). Her women stage a demonstration game March 13, 1895, before an all-female audience of 560 at the Southern Athletic Club (the first publicly played basketball game in the South by men or women). Baer's rules, much different than Berenson's, divide the court according to number of players on a side — 11 sections if 11 players, seven sections if seven on a side, etc. No dribbling or guarding is allowed. A player is given six seconds to aim and shoot the ball (later four). No backboards are allowed. Players may run only when the ball is in the air, and then only a few steps within their area. Goals are changed after each score so that offensive and defensive roles are reversed. Uniquely, the one-handed push shot is required (more than 40 years before the one-handed shot becomes popular in the men's game). A two-handed shot (and a two-handed pass) is a foul in Baer's game. Baer's rules are used widely across the South and in widely scattered places elsewhere until 1922, when Newcomb adopts "official" rules.

1901-02

- Noting the different sets of rules, Luther Gulick and other leaders at an 1899 physical training meeting in Springfield appoint four women at the meeting to form a Women's Basketball Committee to incorporate all modifications into one set of rules, with the health of the players the most important factor. Berenson heads the committee. It decides on Berenson's original three-court rules (in which only certain players play offense), plus five to 10 players on a side. These rules, edited by Berenson, are published in 1901 by Spalding Athletic Library. However, Baer's rules and men's rules also are used.

1903-04

- Halves are shortened to 15 minutes (from 20) in the first revised rules by the committee. To avoid the rush to retrieve the ball out of bounds, which had been allowed, the ball is awarded to an opponent of the player who caused it to go out. Six to nine players are on a side, 11 officials.

1905-06

- The National Women's Basketball Committee becomes part of the American Physical Education Association, known today as American Alliance for Health, Physical Education, Recreation and Dance (AAHPERD).

1906-07

- Five to nine players are on a side. Description of backboard follows design of present backboards.

1908-09

- Boxing up (two opponents guarding a player in the act of shooting) is a foul. Placing one hand on a ball already held by an opponent is a foul. Player is warned after third foul, sent to bench after fourth. Committee notes that some are using open-bottom baskets, and notes that officials must make certain the ball has passed through the basket.

1910-11

- Dribbling is eliminated.

1913-14

- Single dribble returns, retaining requirement that ball must bounce knee-high. If the court is small, the court can be divided in half and the center on five-player team (center had special markings) could play entire court but not shoot for a basket.

1916-17

- No coaching from sidelines during game — only at halftime (a hardship since there still were no timeouts and no substitutions).

1917-18

- Player is warned after four fouls, disqualified after five. Center in small two-court game can shoot if she plays full court. Shooting foul now yields two free throws.

1918-19

- Substitutes can be used, but they may not re-enter the game. Bounce pass now legal. Throw-in from out of bounds awarded opponent for a violation (instead of free throw). Freedom to shoot reversed for roving center in small two-court game. Basket with open bottom now required (instead of closed basket with pull chain). Three timeouts of five minutes each are available. Rules are rewritten to conform with wording and sequence of men's rules "without in any way altering the spirit of the women's rules."

1921-22

- Two-handed overhead field goal now is worth one point (instead of two, because only vertical guarding is allowed and this shot has been perfected).

1922-23

- Must be at least six players on a side; maximum of nine remains. Tie games are allowed to stand "to minimize the emphasis on winning."

1924-25

- Eight-minute quarters with two minutes between quarters and a 10-minute halftime. No coaching is allowed in the two minutes between quarters.

1925-26

- Goals scored by one-hand overhand throw, two-hand underhand throw, the shot-put throw and the throw with back to the basket also count as one point. Timeouts also used for injuries.

1926-27

- Timeouts reduced to two minutes (still five minutes for an injury).

1927-28

- Timeouts reduced from three to two per game.

1932-33

- Guarding on any plane is made legal (making the game much more exciting and skillful). All field goals now count two points. Two options to start the game — a center throw-in or a jump-up.

1933-34

- Must be two complete passes after a center throw-in (to prevent quick move on the basket).

1935-36

- Timeouts one minute each (still two per game).

1936-37

- Center throw-in mandatory (no jump-up to start game).

1938-39

- Two-court game with six players on a side is made mandatory (used experimentally for the two previous seasons by selected teams and proved highly popular). A team is three guards and three forwards; only forwards can score but all players are part of action.

1939-40

- Timeouts increased to three per game (number increased afterward until by mid-1970s five per game and one for each overtime, reflecting coach's greater importance).

1942-43

- Team scored against, either by field goal or free throw, gets ball at center court (previously, possession alternated after each goal, also at center court).

1945-46

- Team has choice of taking free throw or getting ball out of bounds at free-throw line.

1947-48

- Players must wear numbers both front and back (since 1927, only on back).

1949-50

- Three rules that had been experimental for one season become mandatory. They are a limited two-bounce dribble with no height definition, a timeout for all fouls and free throws, and guarding is redefined — one or both arms, legs or body in any plane now permitted. (The continuous dribble also had been allowed the experimental season, but respondents to a questionnaire prefer the limited dribble.)

1951-52

- Players can receive coaching during all timeouts and intermissions.

1953-54

- Tie game is permitted to continue for one or more extra periods with "sudden death" (scoring a total of two points) after the first extra period.

1955-56

- Three seconds in the lane is a violation.

1956-57

- Ball can be tied up with "both hands held firmly around the ball held by an opponent."

1959-60

- Mandatory (after two seasons as an experiment) that missed free throw continues in play (bringing back the art of rebounding).

1960-61

- Tie ball permitted by either one or two hands held firmly on ball (making it possible to block a shot and encouraging faster passing and shooting).

1961-62

- After successful field goal or free throw, other team gets ball at the end line. Three-bounce dribble allowed.

1962-63

- After one experimental season, each team is permitted two players to rove the entire court and "snatching" the ball once again is permitted. Committee explains the former "provides more opportunity for team play and encourages all players to develop skills of shooting and both defensive and offensive tactics."

1964-65

- Player can hold ball indefinitely if not closely guarded; five seconds if closely guarded (instead of three seconds). Part of old vertical guarding rule returns as "holding both arms extended horizontally" is prohibited. Two free throws awarded last two minutes of each half "to make it unprofitable to deliberately foul." Officials now can remove a coach from the playing area for unsportsmanlike conduct. All these changes are made by a joint committee of the Division of Girls' and Women's Sports [now the National Association for Girls and Women in Sport (NAGWS)] and the Amateur Athletic Union (AAU). Its charge was to select the best from each group of rules to arrive at one set.

1966-67

- Continuous, unlimited dribble, used experimentally previous two seasons, becomes the official rule, making game much faster. Another two-season experiment, the 30-second clock, is made optional.

1968-69

- Coaching from the sidelines is no longer a foul.

1969-70

- Experimental use of five-player, full-court game, in combination with 30-second clock, is permitted for the first time, continues for a second season, and is highly popular.

1971-72

- Five-player, full-court game and 30-second clock is made official, with little fanfare. Thus the women's game comes almost (but not quite) full circle back to the game designed by Dr. Naismith.

1975-76

- After one experimental season, 20-minute halves and the bonus free throw rule both become official. The latter awards no free throws on the first six common fouls of each half, then a free throw is awarded plus a bonus if it is made. Free throws never are taken for offensive fouls and always taken if against a player in the act of shooting — or in case of a flagrant foul. Halftime is increased to 15 minutes.

1977-78

- Coach may call timeout — only on dead ball.

1978-79

- Injured player must be replaced, otherwise team must take timeout.

1979-80

- Mandatory that shot clocks be visible by 1980-81 season. Three free throws are awarded for intentional or flagrant foul on player in act of shooting, if attempt is missed.

1982-83

- It is a violation if the ball goes over the backboard from out of bounds.

1983-84

- Held ball becomes violation, not jump ball. Warning for first slap on hand of inbounder, then technical foul. Coach may call timeout after made field goal until opponent is positioned out of bounds. Bench selection is by home team, not coin toss. Women's Basketball Coaches Association has membership on U.S. Girls' and Women's Basketball Rules Committee, which had been formed in 1979.

1984-85

- After two major research studies, committee legislates a smaller ball, about one inch less in circumference (becoming 28½ to 29 inches) and two ounces lighter (18 to 20 ounces) than the previous ball. (This is the same weight recommended by the original women's committee in 1899.) Also, slapping ball in hand of inbounder is technical foul — no warning. Technical foul on bench also charged to head coach. All three and four free-throw awards are deleted.

1985-86

- Formation of the NCAA Women's Basketball Rules Committee is approved at the 1985 NCAA Convention. The first changes determined by this group include: Offensive fouls only are on the player with ball—not the entire team. Fumble, dribble, fumble is allowed. Bottom lane space on free throw must be filled — no longer optional.

1986-87

- Coaches must stay in the coaching box and may not leave without the chance of a technical foul. Alternating possession arrow is introduced — jump ball to start game and overtimes. Only head coach may stand during live ball.

1987-88

- Three-point field goal is introduced and set at 19 feet, 9 inches from center of basket (after a year of experimentation). No goal is allowed when personal foul is committed by airborne shooter. Interrupted dribble is legal. Only the four marked lane spaces on the free-throw lane may be occupied. Men's and women's rules are in one rule book for first time.

1988-89

- Intentional foul is two shots plus possession. Any squad member who participates in a fight will be ejected from the game and will be placed on probation. If that player participates in a second fight during the season, she will be suspended for one game. A third fight involving the same person results in suspension for the rest of the season, including championship competition.

1989-90

- Closely guarded distance while holding the ball is six feet, not three. Timeouts 75 seconds, not 60. Technical fouls of any kind are two shots.

1990-91

- Three free throws for foul in act of shooting three-pointer if shot is missed. All alternating possessions inbound at closest spot. Goaltending a free throw is a technical foul.

1991-92

- Contact technical fouls count toward a player's five fouls for disqualification and toward the bonus. The shot clock will be reset when the ball hits the rim instead of when the ball leaves the shooter's hand. The fighting rule is amended. The first time any squad member or bench personnel participates in a fight she will be suspended for the team's next game. If that same person participates in a second fight, she will be suspended for the rest of the season, including championship competition.

1992-93

- Unsporting technical fouls, in addition to contact technical fouls, count toward the five fouls for player disqualification and toward the team fouls in reaching bonus free-throw situations.

1993-94

- A foul shall be ruled intentional if, while playing the ball, a player causes excessive contact with an opponent.
- The game clock will be stopped after successful field goals in the last minute of the game and the last minute of any overtime period with no substitution allowed.

- The rule concerning the use of profanity is expanded to include abusive and obscene language in an effort to curtail verbal misconduct by players and coaches.

1994-95

- The inner circle at midcourt is eliminated.
- Teams are permitted to use the wide channel (one-quarter inch) black-seam basketball.
- Scoring is restricted to a tap-in when three-tenths (.3) of a second or less remain on the game clock or shot clock.
- The fighting and suspension rules are expanded to include coaches and team personnel.

1995-96

- All unsporting technical fouls charged to anyone on the bench count toward the team foul total.
- An exception to the personal-foul penalty is adopted. When a foul occurs simultaneously with the horn to end the game, only those free throws necessary to determine a winner will be awarded. If a winner has already been determined when a foul occurs simultaneously with the horn to end the game, no free throws will be awarded.

1996-97

- Each team is entitled to one 20-second timeout per half of a regulation game. If a team has not used its 20-second timeout in the second half and the game goes into overtime, that 20-second timeout carries over to the extra period. No additional 20-second timeouts are allowed regardless of the number of overtime periods to be played.
- In an instance when fouls are committed by opponents at approximately the same time (i.e., double technical foul or double flagrant technical foul) and the free-throw penalties for each foul are the same, no free throws will be awarded and the ball will be awarded by the alternating possession arrow.

1997-98

- Beginning with the 10th foul in a half, two free throws are awarded for each common foul.
- The number of full-length timeouts allowed in games not involving commercial electronic media is changed from five to four. Two 20-second timeouts are still allowed but may be used at any time rather than one per half. The number of full-length timeouts allowed in games involving commercial electronic media is changed from three to two and the number of 20-second timeouts allowed is changed from two to three (including two that may be carried over to the second half).

1998-99

- A movable basket ring pulled down by a player and contacting the ball before the ring returns to its original position is basket interference.
- When a double personal foul is called, the ball will be awarded to the team that had team or player control when the foul was called. There will be no change in the possession arrow. The shot clock will not be reset.

1999-00

- Twenty-second timeouts increased to 30 seconds in length. New electronic-media-\timeout format adopted.
- A maximum of five players on the free-throw lane. Players may not move from assigned lane spots.

2000-01

- All unsporting (direct) technical fouls committed by a coach, player or bench personnel will be penalized by awarding two free throws to the opponent and putting the ball back into play at the point of interruption. The team in possession of the ball at the time of the technical foul will retain possession.
- All administrative and conduct-of-player (indirect) technical fouls will be penalized by awarding one free throw to the opponent and putting the ball back into play at the point of interruption.
- Five players will still be permitted to occupy lane spaces during a free throw, but now the third defensive player on the lane will be permitted to line up at either the third or fourth position on either side of the lane.
- The electronic-media timeout format has been changed to include four 30-second timeouts and one 60-second timeout that may be called by a team. Three of the 30-second timeouts can be carried over to the second half. Conferences will not be allowed to extend the 60-second timeout because of an electronic-media contract.
- Coaches/players also will be given the flexibility to call consecutive 30-second timeouts in order to allow players to sit during those timeouts. The coach must indicate that two consecutive timeouts will be called when he or she calls the first for players to be permitted to sit. Players will continue to be prohibited from sitting during a single 30-second timeout.
- When a foul is committed by the defense on a throw-in after any score, the team putting the ball in play will not lose the ability to run the end line as it had in the past. The original rule rewarded the defensive team for fouling. Also, if a simultaneous held ball occurs during a throw-in situation and the possession arrow favors the throw-in team, the ball shall be awarded to the throw-in team but the shot clock will not be reset.
- Uniforms may include a logo or mascot at the center or apex of the neckline on a game jersey. Only a team abbreviation was permitted in that space previously.
- Also, the color, style and design of all teammates' game jerseys and game pants must be alike.

2001-02

- Four defensive players, two offensive players and the shooter will be allowed on the lane during a free-throw situation. The defensive players at the bottom of the lane will line up above the box, eliminating the traditional first lane space.
- The first player who commits a lane violation in a free-throw situation will be the only player penalized. If simultaneous lane violations were to occur, the penalty would remain a double violation.
- Officials shall be permitted to go to an official courtside monitor to determine if a try for goal is a three- or two-point attempt, regardless of whether shot is made. This will enable them to use the information gathered from viewing a replay, when necessary, to decide whether two or three free throws shall be awarded. Previously, officials could not check the monitor unless the shot was made.
- After there is a flagrant or intentional foul after the opposing team scores, the offended team's throw-in player shall be permitted to run the end line after a missed free throw. The previous rule put ball back in play at a designated spot. This makes the rule agree with procedure used after a personal foul in the same situation.
- All technical fouls, both direct and indirect, shall be penalized by two shots and the ball will be returned to the point of interruption (i.e., there is no change of possession) for the resumption of play. As before, direct technical fouls shall count toward disqualification and toward the team-foul total. Indirect shall count neither toward disqualification nor toward the team-foul total. In addition to the change in the penalty for all technical fouls, excessive technical fouls in the women's game will be penalized by two free throws and loss of possession of the ball.
- For games with electronic media, the first 30-second team timeout of the second half shall be expanded to a media timeout, the length of which is determined by the media agreement. Under the previous rule, the first 30-second team timeout in the first half was expanded to a media timeout, the length of which was determined by the media agreement. The purpose is so that the media timeout will still be available in television doubleheader situations when the first game overlaps into the second game and a media timeout might be missed.

2002-03

- No free throws will be awarded to the offended team for a foul committed by a member of the team in control of the ball when the bonus is in effect, as they were previously. Instead, the offended team will be awarded possession at a designated spot (out of bounds). Foul committed by the offense will continue to count toward disqualification and toward the team-foul total. Under the previous rule, the offended team shot the bonus free throws. This rules change is meant to keep the game moving and to make the penalties for offensive and defensive fouls more equitable in such situations.

2003-04

- At or near the end of any period, officials will be permitted to consult a courtside television monitor, when such monitor is available, to assist in determining if the game clock or shot clock expired before the release of a shot.
- The term intentional technical foul will be deleted. In a situation in which contact is made during a deadball, a direct technical foul can be called in lieu of the previously used term. Assuming the contact doesn't merit a flagrant foul, which an official could still call, a direct technical foul will result in two free throws and returning the ball to play at the point of interruption, instead of loss of possession.

2004-05

- The committee recommended procedural adjustments to the game officials' use of courtside television monitors to better clarify last-second shots. The recommendations are intended to clarify game- and period-ending situations that caused confusion among fans, coaches and media last season. Use of a monitor will balance limiting interruptions of the game with ensuring that the correct call is made.

- In order to limit timeouts from occurring too close together, when a foul is committed that causes a dead ball at one of the specified times for media timeouts, the free throw(s) shall be taken afterward. Currently, the free throw(s) are taken before the media timeout, which may result in media timeouts being used in close proximity of each other.
- In the points of emphasis, displacement remains from 2003-04. The areas in which the committee seeks greater enforcement of displacement as a foul include hand-checking, post play, screening, cutting and rebounding. The committee also noted that the principle-of-verticality rule should be enforced more closely with the way it appears in the rules.

2005-06

- Expanding on the rule from two seasons before, officials who consult a courtside monitor at the end of either half or any extra period can correct the official game time if needed and/or determine whether a foul was committed before time expired. Officials can also consult a courtside monitor any time during the game to correct a timer's mistake.
- The time allowed to replace a disqualified player was reduced from 30 to 20 seconds and the warning signal will be sounded five seconds before the expiration of the time limit.
- Violations when the ball has been intentionally kicked will no longer result in the reset of the shot clock to 30 seconds. When the violation occurs with 15 or fewer seconds remaining, the shot clock will be reset to 15 seconds. When the violation occurs with more than 15 seconds remaining, there shall be no reset of the shot clock.

2006-07

- A timeout will no longer be recognized when an airborne player's momentum carries him or her out of bounds or into the backcourt. The committee's rationale was that often the player already committed a violation before a timeout was granted. It was felt that the play is happening too frequently in the current game.

2007-08

- The rule regarding fouls and penalties was organized into four areas: personal fouls, administrative technical fouls, player/substitute technical fouls and bench technical fouls. The rule was also changed to consistently count all technical fouls toward the categories of team foul count. In addition, all technical fouls assessed to a player or substitute will count toward that individual's five fouls toward disqualification and the two fouls toward ejection. Under the previous rule, there were some indirect technical fouls that did not count toward disqualification, team foul count or ejection. The only remaining indirect technical foul is the technical foul assessed to the head coach for actions of bench personnel.



2007 Results, All Divisions

2006-07 Results—All Divisions

Following is an alphabetical listing of the 2006-07 season's game-by-game scores for the women's teams of the member colleges and universities of the National Collegiate Athletic Association. Below each team's name and location appear the name of its 2006-07 head coach and his or her alma mater (if reported to the NCAA). Divisional designation for each team is indicated in the upper right-hand corner of each listing.

Bullets (■) indicate home games, daggers (†) indicate neutral-site games and section symbols (§) indicate forfeits. Games played and subsequently forfeited do not alter records.

All records are restricted to varsity games between four-year college institutions.

ABILENE CHRISTIAN

Abilene, TX 79699 II

Coach: Shawna Lavender, SMU 1997

2006-07 RESULTS (17-12)

80 Incarnate Word † 62
63 St. Edward's 52
90 Texas Lutheran ■ 40
85 Tex. Permian Basin ■ 62
74 St. Mary's (Tex.) ■ 60
83 Tex. A&M-Commerce ■ 77
76 Angelo St. ■ 64
55 Northeastern St. 72
91 Central Okla. 100
67 Incarnate Word ■ 55
61 Mont. St.-Billings † 86
54 Mo. Western St. † 68
67 East Central ■ 56
69 Southeastern Okla. ■ 64
49 Angelo St. 63
48 Southwestern Okla. 61
72 Eastern N.M. ■ 67
50 West Tex. A&M 62
73 Texas Woman's 67
54 Tex. A&M-Kingsville ■ 77
73 Midwestern St. ■ 56
66 Tarleton St. 75
50 Midwestern St. 66
73 Tarleton St. ■ 68
83 Eastern N.M. 73
64 West Tex. A&M ■ 80
66 Texas Woman's ■ 63
81 Tex. A&M-Kingsville 70
57 Central Okla. 76

Nickname: Wildcats
Colors: Purple & White
Arena: Moody Coliseum
Capacity: 4,600; Year Built: 1968
AD: Jared Mosley
SID: Lance Fleming

ADAMS ST.

Alamosa, CO 81102 II

Coach: Kelly Kruger, Northwestern (Iowa) 1981

2006-07 RESULTS (9-18)

83 Alas. Fairbanks † 66
71 Lubbock Christian. † 84
36 Eastern N.M. † 68
59 St. Edward's † 50
49 Augustana (S.D.) † 61
47 Neb.-Omaha 81
52 Regis (Colo.) ■ 75
56 UC-Colo. Springs ■ 59
71 Colo. Christian 58
44 Metro St. 64
54 Neb.-Omaha † 93
54 Texas Woman's † 62
48 Neb.-Kearney ■ 60
76 Chadron St. ■ 69
42 Colorado Mines 59
72 Western N.M. ■ 63
86 N.M. Highlands ■ 50
58 Colorado St.-Pueblo 67
59 Western St. 63
74 Fort Lewis 60
63 Mesa St. 74
63 Colorado St.-Pueblo ■ 68
35 Western St. ■ 54
61 Mesa St. ■ 63
67 Fort Lewis ■ 66
70 N.M. Highlands 56
57 Western N.M. 69

Nickname: Grizzlies
Colors: Green & White
Arena: Plachy Hall
Capacity: 2,300; Year Built: 1960
AD: Larry Mortensen
SID: Jacque Scoby

ADELPHI

Garden City, NY 11530-0701 II

Coach: Kelley Watts, Rutgers 1986

2006-07 RESULTS (16-14)

56 American Int'l 79
59 St. Rose ■ 82
78 Merrimack ■ 76
68 NYIT ■ 59
64 Concordia (N.Y.) 31
74 St. Thomas Aquinas 78
49 Pace 79
61 Mercy ■ 49
53 Bentley † 82
60 Shaw † 85
62 Caldwell 66
62 New Haven ■ 68
63 Queens (N.Y.) 50
51 Dowling 46
62 Bridgeport ■ 50
50 C.W. Post ■ 61
65 Molloy 68
63 NYIT 56
61 Concordia (N.Y.) ■ 38
75 St. Thomas Aquinas ■ 49
80 Mercy 62
71 New Haven 92
69 Queens (N.Y.) ■ 56
45 Dowling ■ 43
59 Bridgeport 54
55 C.W. Post 62
67 Molloy ■ 64
68 Molloy ■ 55
58 C.W. Post † 72
54 Dominican (N.Y.) † 67

Nickname: Panthers
Colors: Brown & Gold
Arena: Woodruff Hall
Capacity: 800; Year Built: 1929
AD: Robert E. Hartwell
SID: Suzette McQueen

ADRIAN

Adrian, MI 49221 III

Coach: Kathy Lee Morris, Muskingum 1989

2006-07 RESULTS (9-16)

96 Rochester College ■ 44
79 Siena Heights ■ 63
41 Ohio Northern ■ 71
67 Albion 62
48 St. Mary's (Ind.) ■ 56
77 Kalamazoo 80
65 Roanoke † 50
45 Mary Washington † 61
60 Defiance ■ 52
82 Bluffton 56
47 Calvin ■ 70
47 Hope 82
65 Olivet ■ 56
71 Alma ■ 77
69 Tri-State 74
72 St. Mary's (Ind.) 84
63 Kalamazoo ■ 55
46 Calvin 67
53 Hope ■ 87
62 Olivet 69
65 Alma 69
77 Tri-State ■ 89
53 Albion ■ 79
78 Kalamazoo ■ 66
52 Calvin 90

Nickname: Bulldogs
Colors: Gold & Black
Arena: Merillat Center
Capacity: 1,350; Year Built: 1990
AD: Michael Duffy
SID: Nate Jorgensen

AGNES SCOTT

Decatur, GA 30030-3797 III

Coach: Joeleen Akin, Kansas St. 1991

2006-07 RESULTS (16-9)

79 Toccoa Falls † 58
56 Atlanta Christian 53
82 Wesleyan (Ga.) ■ 31
72 Toccoa Falls ■ 40
38 Maryville (Tenn.) 73
53 Spelman ■ 43
46 Emory 54
78 Huntingdon ■ 48
43 Oglethorpe 74
51 Ferrum ■ 53
50 LaGrange ■ 46
66 Huntingdon 52
59 Spelman 42
69 Meredith 51
47 Greensboro 54
54 Piedmont 56
43 LaGrange 50
60 Atlanta Christian ■ 49
77 Free Will Baptist 26
81 Wesleyan (Ga.) 36
79 Salem ■ 44
58 Piedmont ■ 66
62 Maryville (Tenn.) ■ 59
62 Spelman ■ 29
45 Maryville (Tenn.) † 57

Nickname: Scotties
Colors: Purple & White
Arena: Woodruff Activities Bldg.
Capacity: 800; Year Built: 1988
AD: Joeleen Akin
SID: Alex Stewart

AIR FORCE

USAF Academy, CO 80840-5001 .. I

Coach: Ardie McInelly, Boise St. 1982

2006-07 RESULTS (6-23)

58 Wisconsin ■ 91
72 Northern Colo. 59
60 Alas. Anchorage 62
62 Butler † 61
55 San Diego 59
67 Yale ■ 55
54 Western Mich. ■ 71
53 Milwaukee 65
57 Ill.-Chicago 58
46 Denver 59
78 Weber St. ■ 73
56 Colorado St. ■ 65
46 BYU ■ 59
61 TCU ■ 87
51 San Diego St. 60
46 New Mexico 60
59 Utah 80
55 UNLV ■ 63
43 Wyoming ■ 64
49 Colorado St. 61
40 BYU 70
48 TCU 86
60 San Diego St. ■ 52
47 New Mexico ■ 57
52 Utah ■ 60
58 UNLV 72
35 Wyoming 64
47 Colorado St. † 46
40 BYU ■ 72

Nickname: Falcons
Colors: Blue & Silver
Arena: Clune Arena
Capacity: 5,949; Year Built: 1968
AD: Hans J. Mueh
SID: Melissa McKeown

AKRON

Akron, OH 44325 I

Coach: Jodi Kest, Slippery Rock 1984

2006-07 RESULTS (10-19)

58 St. Louis 85
77 Fla. Atlantic 88
55 Binghamton † 44
49 Valparaiso ■ 50
57 Dayton ■ 58
55 Pittsburgh ■ 74
62 Lehigh ■ 61
55 Duquesne ■ 43
61 Cleveland St. 59
66 Youngstown St. 58
71 St. Francis (Pa.) ■ 54
69 Niagara ■ 42
32 Bowling Green ■ 61
47 Kent St. ■ 79
73 Miami (Ohio) 79
58 Buffalo 64
55 Ohio ■ 66
70 Northern Ill. 81
49 Ball St. ■ 71
58 Western Mich. 82
69 Eastern Mich. ■ 53
69 Central Mich. 81
63 Toledo ■ 62
46 Bowling Green 91
58 Kent St. 88
77 Miami (Ohio) ■ 75
59 Buffalo ■ 65
68 Ohio 77
56 Northern Ill. † 69

Nickname: Zips
Colors: Blue & Gold
Arena: James A. Rhodes Arena
Capacity: 5,500; Year Built: 1983
AD: Mack Rhoades
SID: Melanie Schneider

ALABAMA

Tuscaloosa, AL 35487 I

Coach: Stephany Smith, Harding 1988

2006-07 RESULTS (10-20)

62	Samford ■	53
56	Arkansas St.	73
71	Tennessee Tech ■	56
60	Southeastern La. ■	57
70	Missouri †	78
75	Cal St. Northridge †	56
68	Chattanooga ■	56
102	Savannah St. ■	48
84	McNeese St. ■	55
68	Tulane	83
57	Louisiana Tech	66
83	Birmingham-So. ■	66
52	Belmont ■	51
54	South Dakota St. ■	65
78	North Dakota St. ■	53
36	Tennessee	72
58	Auburn ■	63
62	Kentucky ■	63
35	South Carolina	95
63	Arkansas	71
45	LSU ■	61
51	Tennessee ■	80
61	Auburn	93
51	Vanderbilt	91
51	Georgia ■	92
43	Mississippi	84
64	Florida ■	66
70	Mississippi St. ■	89
27	LSU	70
49	Mississippi †	78

Nickname: Crimson Tide
Colors: Crimson & White
Arena: Coleman Coliseum
Capacity: 15,341; Year Built: 1968
AD: Mal Moore
SID: Corey Hoodjer

UAB

Birmingham, AL 35294-0110 I

Coach: Audra Smith, Virginia 1992

2006-07 RESULTS (19-13)

77	Florida St.	93
85	Mississippi ■	99
73	La.-Monroe ■	80
63	Chattanooga ■	70
67	Jackson St.	78
63	Vanderbilt ■	85
76	Mississippi St.	70
67	Fla. Atlantic ■	52
66	Hampton ■	47
70	Virginia Tech ■	59
84	Northwestern St. †	77
63	Virginia	81
75	Memphis	59
76	Tulsa ■	60
71	SMU ■	68
66	UCF	55
54	Southern Miss.	72
59	East Caro. ■	52
69	Marshall ■	75
84	Memphis ■	77
73	East Caro.	69
62	Marshall	55
54	UTEP ■	43
48	Tulane	66
58	UCF ■	44
55	Southern Miss. ■	60
79	Rice	66
84	Houston	63
67	Tulsa	65
81	East Caro. †	85
81	Davidson ■	77
60	Auburn	74

Nickname: Lady Blazers
Colors: Forest Green & Old Gold
Arena: Bartow Arena
Capacity: 8,500; Year Built: 1988
AD: Brian Mackin
SID: Michelle Cunningham

ALA.-HUNTSVILLE

Huntsville, AL 35899 II

Coach: Jeff Keller, Lipscomb 1996

2006-07 RESULTS (6-21)

57	Carson-Newman	88
62	Lenoir-Rhyne †	79
78	Stillman	74
70	Harding ■	90
80	Sewanee ■	61
67	Ouachita Baptist †	75
65	Harding	76
77	Stillman ■	70
70	Miles	54
62	Ouachita Baptist	74
56	Christian Bros.	63
76	Kentucky St. ■	80
54	West Ala.	77
42	Montevallo	63
54	West Fla. ■	61
59	Valdosta St. ■	74
71	Oakland City ■	65
53	West Ga.	63
65	North Ala. ■	63
60	Henderson St. ■	62
51	Valdosta St.	64
65	West Fla.	75
46	Montevallo ■	60
61	West Ala. ■	93
49	West Ga. ■	59
65	Oakland City	71
71	North Ala.	87

Nickname: Chargers
Colors: Royal Blue & White
Arena: Spragins Hall
Capacity: 2,000; Year Built: 1969
AD: James E. Harris
SID: Antoine Bell

ALABAMA A&M

Normal, AL 35762 I

Coach: Altherias Warmley, UAB 1990

2006-07 RESULTS (17-13)

73	Ala.-Huntsville ■	37
70	Birmingham-So. ■	58
64	Appalachian St. ■	86
52	Samford †	67
74	Birmingham-So.	59
67	Eastern Ill. †	66
54	Missouri	76
55	Ohio St.	98
61	Cincinnati	67
53	South Carolina St.	54
81	Grambling ■	75
56	Jackson St. ■	51
58	Mississippi Val.	41
58	Ark.-Pine Bluff	56
68	Alabama St. ■	64
59	Murray St. ■	61
69	Alcorn St. ■	53
56	Southern U. ■	40
80	Texas Southern	59
65	Prairie View	58
70	Mississippi Val. ■	59
79	Ark.-Pine Bluff ■	66
62	Alabama St.	76
57	Alcorn St.	58
43	Southern U.	57
57	Texas Southern ■	33
45	Prairie View ■	52
68	Grambling	61
61	Jackson St.	87
62	Grambling †	68

Nickname: Lady Bulldogs
Colors: Maroon & White
Arena: Elmore Building
Capacity: 6,000; Year Built: 1973
AD: Betty Kelly Austin
SID: Thomas Galbraith

ALABAMA ST.

Montgomery, AL 36101-0271 I

Coach: Freda Freeman-Jackson, Alabama St. 1984

2006-07 RESULTS (12-18)

47	Auburn	84
76	Winston-Salem ■	63
53	Tuskegee ■	46
60	Stillman ■	59
46	Kentucky	75
53	Cincinnati	92
67	Hampton †	74
54	Fla. Atlantic †	84
63	Birmingham-So.	69
39	Florida	99
33	North Carolina St. †	74
46	Jackson St. ■	52
82	Grambling ■	78
51	Ark.-Pine Bluff	55
70	Mississippi Val.	63
64	Alabama A&M	68
57	Southern U. ■	61
39	Alcorn St. ■	50
50	Prairie View	74
64	Texas Southern	54
61	Ark.-Pine Bluff ■	54
72	Mississippi Val. ■	60
76	Alabama A&M ■	62
45	Southern U.	37
57	Alcorn St.	74
61	Prairie View ■	87
55	Texas Southern ■	38
49	Jackson St.	59
73	Grambling	65
52	Ark.-Pine Bluff †	64

Nickname: Lady Hornets
Colors: Black & Old Gold
Arena: Joe L. Reed Acadome
Capacity: 7,400; Year Built: 1992
AD: Ron Dickerson Sr.
SID: Kelvin Datcher

ALAS. ANCHORAGE

Anchorage, AK 99508 II

Coach: Tim Moser, Colorado St.-Pueblo 1998

2006-07 RESULTS (23-6)

102	Mid-Continent ■	53
80	Mid-Continent ■	36
62	Air Force ■	60
72	UC Riverside ■	67
62	Fort Lewis †	45
85	BYU-Hawaii †	54
80	BYU-Hawaii ■	60
79	Cal St. Monterey Bay	70
75	Cal St. Monterey Bay	68
70	Southwest Minn. St. ■	62
72	Notre Dame de Namur ■	47
77	Alas. Fairbanks ■	71
59	Northwest Nazarene	63
57	Seattle ■	49
63	Western Wash. ■	60
52	Central Wash.	58
52	Seattle Pacific	68
83	Alas. Fairbanks	85
62	Western Ore. ■	45
85	St. Martin's ■	59
61	Western Wash.	45
47	Seattle	38
64	Seattle Pacific ■	61
75	Central Wash. ■	65
69	Northwest Nazarene ■	58
57	St. Martin's	69
85	Western Ore.	73
49	Cal St. Dom. Hills †	48
51	UC San Diego	66

Nickname: Seawolves
Colors: Green & Gold
Arena: Wells Fargo Sports Complex
Capacity: 1,250; Year Built: 1977
AD: Steve Cobb
SID: Nate Sagan

ALAS. FAIRBANKS

Fairbanks, AK 99775-7500 II

Coach: Lynne Andrew, Montana St. 1991

2006-07 RESULTS (10-17)

105	Mid-Continent ■	66
66	Adams St. †	83
82	Fort Lewis	79
83	Chaminade ■	59
55	Henderson St. ■	74
57	BYU-Hawaii ■	46
52	Fort Lewis ■	64
71	St. Cloud St.	82
79	North Dakota	107
61	Southwest Minn. St. ■	78
74	Notre Dame de Namur ■	54
71	Alas. Anchorage	77
73	Western Wash. ■	79
54	Seattle ■	80
73	Seattle Pacific	85
56	Central Wash.	79
65	Northwest Nazarene	64
85	Alas. Anchorage ■	83
80	St. Martin's ■	75
71	Western Ore. ■	59
55	Seattle	72
57	Western Wash.	98
63	Central Wash. ■	75
66	Seattle Pacific ■	74
62	Northwest Nazarene ■	76
61	Western Ore.	54
57	St. Martin's	64

Nickname: Nanooks
Colors: Blue & Gold
Arena: Patty Center
Capacity: 2,000; Year Built: 1962
AD: Forrest Karr
SID: Jamie Schanback

ALBANY ST. (GA.)

Albany, GA 31705 II

Coach: Robert Skinner, Murray St. 1979

2006-07 RESULTS (17-13)

55	West Fla. ■	52
32	Valdosta St.	56
57	LeMoyne-Owen ■	58
44	West Fla.	60
49	Valdosta St. ■	32
65	Miles ■	43
86	Ark.-Monticello †	84
40	Florida Tech	79
51	Rollins †	57
68	Stillman ■	57
46	Tuskegee ■	60
71	Lane	57
57	Kentucky St.	66
50	Fort Valley St.	67
51	Benedict ■	71
60	Paine ■	57
67	Lane ■	52
67	Kentucky St. ■	63
48	LeMoyne-Owen	41
66	Miles	48
71	Clark Atlanta	69
63	Stillman	59
70	Tuskegee	78
81	Clark Atlanta ■	59
76	Fort Valley St. ■	65
70	Benedict	71
58	Paine	73
82	Miles †	64
51	Tuskegee †	48
53	Benedict †	59

Nickname: Lady Rams
Colors: Blue & Gold
Arena: HPER Gymnasium
Capacity: 4,000; Year Built: 1998
AD: Joshua Murfree Jr.
SID: Edythe Bradley

ALBANY (N.Y.)

Albany, NY 12222 I

Coach: Trina Patterson, Virginia 1987

2006-07 RESULTS (9-22)

63	La Salle ■	77
72	Siena	52
40	Bowling Green †	76
51	UCF	59
55	VCU	67
63	Holy Cross ■	50
51	Army ■	63
35	Buffalo	61
46	Wisconsin	75
60	Sacred Heart ■	55
58	Sam Houston St.	48
43	Lamar	56
45	St. Bonaventure ■	62
63	Binghamton	59
52	Maine ■	57
70	UMBC ■	51
64	Boston U.	72
62	Vermont ■	59
42	Hartford ■	60
73	Stony Brook	82
44	New Hampshire	58
60	Binghamton ■	70
63	Maine	71
41	UMBC	66
53	Boston U. ■	64
54	Hartford	60
75	New Hampshire ■	68
61	Stony Brook ■	67
61	Vermont	65
64	New Hampshire †	61
50	Hartford †	60

Nickname: Great Danes
Colors: Purple & Gold
Arena: Recreation & Convocation Center
Capacity: 5,000; Year Built: 1992
AD: Lee McElroy
SID: Brian DePasquale

ALBERTUS MAGNUS

New Haven, CT 06511-1189 III

Coach: Ed Panzo, Southern Miss. 1974

2006-07 RESULTS (5-18)

56	Mount Ida ■	62
38	Gordon ■	68
36	Coast Guard	60
46	MIT	55
45	Trinity (Conn.)	59
73	St. Joseph's (Brkln)	79
60	Connecticut Col.	71
70	Mitchell ■	69
42	Wesleyan (Conn.)	86
56	Daniel Webster ■	53
50	Emerson ■	64
57	Johnson & Wales (R.I.)	59
45	Emmanuel (Mass.)	64
56	St. Joseph (Conn.)	63
49	Rivier	78
53	Western New Eng.	64
41	Norwich ■	72
68	Anna Maria ■	74
46	Suffolk ■	62
56	Southern Vt.	54
71	Pine Manor ■	66
61	Simmons ■	69
60	Newbury ■	59

Nickname: Falcons
Colors: Royal Blue & White
Arena: Cosgrove Marcus Messer Center
Capacity: 700; Year Built: 1989
AD: Jennifer Pacelli
SID: Brian Leighton

ALBION

Albion, MI 49224 III

Coach: Doreen Belkowski, Oakland 1994

2006-07 RESULTS (15-11)

66	Defiance †	68
62	Manchester ■	44
67	John Carroll ■	60
85	Bethany (W.V.) †	71
61	Wilmington (Ohio)	62
62	Adrian ■	67
70	Madonna	50
67	Olivet ■	55
56	Hope	68
73	Cal Lutheran	48
53	Puget Sound †	56
51	Alma	58
60	Calvin	84
86	Tri-State	53
80	Kalamazoo ■	42
71	St. Mary's (Ind.) ■	68
82	Hope ■	75
34	Olivet	47
68	Alma ■	55
65	Calvin ■	75
83	Tri-State ■	53
83	Kalamazoo	37
63	St. Mary's (Ind.)	71
79	Adrian	53
80	Olivet ■	74
54	Calvin	70

Nickname: Britons
Colors: Purple & Gold
Arena: Kresge Gymnasium
Capacity: 1,380; Year Built: 1925
AD: Lisa Roschek
SID: Bobby Lee

ALBRIGHT

Reading, PA 19612-5234 III

Coach: Janice Luck, Albright 1996

2006-07 RESULTS (18-10)

59	Gwynedd-Mercy †	61
63	Lehman †	46
57	Alvernia ■	54
58	Lebanon Valley ■	27
81	Penn St.-Berks	49
46	Messiah ■	49
55	Dickinson ■	61
66	Immaculata ■	40
59	Gwynedd-Mercy	71
64	Ursinus	62
71	Cabrini	78
67	Shenandoah †	57
59	Juniata †	50
68	Widener	47
58	Elizabethtown	38
72	Moravian ■	57
56	Juniata	45
51	Susquehanna ■	50
73	Elizabethtown ■	45
61	Moravian	60
65	Messiah	75
58	Widener ■	60
47	Susquehanna	43
61	Lebanon Valley	47
42	Juniata ■	59
61	Moravian ■	68
98	Neumann ■	73
60	Moravian ■	71

Nickname: Lions
Colors: Red & White
Arena: Bollman Center
Capacity: 2,500; Year Built: 1952
AD: Stephen George
SID: Jeff Feiler

ALCORN ST.

Alcorn State, MS 39096-7500 I

Coach: Shirley Walker, Alcorn St. 1968

2006-07 RESULTS (15-13)

59	Lamar	74
74	Jacksonville St. ■	63
81	Idaho †	62
41	Kansas St.	81
51	Rice	72
53	Kent St. †	89
59	Stephen F. Austin ■	73
64	Lamar ■	58
54	Georgia Tech	76
58	Tennessee St. †	48
66	Prairie View ■	58
75	Texas Southern ■	70
56	Jackson St.	62
48	Grambling	45
74	Mississippi Val. ■	69
66	Ark.-Pine Bluff ■	51
53	Alabama A&M	69
50	Alabama St.	39
75	Southern U. ■	73
65	Jackson St. ■	53
59	Grambling ■	68
51	Mississippi Val.	44
60	Ark.-Pine Bluff	63
58	Alabama A&M ■	57
74	Alabama St. ■	57
59	Southern U.	68
47	Prairie View	67
59	Texas Southern	66

Nickname: Lady Braves
Colors: Purple & Gold
Arena: Davey Whitney Complex
Capacity: 7,000; Year Built: 1974
AD: Wiley Jones
SID: LaToya Shields

ALDERSON-BROADDUS

Philippi, WV 26416 II

Coach: Josh Allen, Alderson-Broaddus 2004

2006-07 RESULTS (4-23)

53	Mansfield ■	64
44	Central Wash.	75
32	Seattle †	83
51	Findlay	78
44	Dist. Columbia	63
62	Concordia (N.Y.) †	43
35	East Stroudsburg	72
56	Dist. Columbia ■	62
48	Glenville St. ■	102
52	Bluefield St.	78
53	West Va. Wesleyan ■	85
46	Charleston (W.V.) ■	98
42	Davis & Elkins	53
53	Wheeling Jesuit	71
56	Salem Int'l ■	73
52	West Virginia St. ■	47
47	Glenville St.	78
73	Ohio Valley ■	89
41	Charleston (W.V.)	69
47	Shepherd ■	66
51	Concord	63
64	West Virginia St.	54
75	Davis & Elkins ■	62
58	West Liberty St.	98
48	Fairmont St. ■	61
53	West Va. Wesleyan	70
50	Fairmont St.	55

Nickname: Battlers
Colors: Blue, Gray & Gold
Arena: Rex Pyles Arena
Capacity: 3,000; Year Built: 1970
AD: Jerrell D. Long
SID: Carrie Bodkins

ALFRED

Alfred, NY 14802 III

Coach: Michele Finn, Alfred 1991

2006-07 RESULTS (4-21)

72	Chestnut Hill †	54
61	New York U.	104
81	Hilbert ■	64
44	Medaille	64
58	Houghton ■	59
47	Clarkson ■	61
55	Geneseo St.	72
54	Potsdam St.	76
50	St. Lawrence	92
54	Nazareth	66
38	Rochester Inst.	51
75	Morrisville St.	66
79	Penn St. Tech ■	61
69	Utica	79
58	Hartwick	72
46	St. John Fisher ■	56
49	Ithaca ■	93
55	Elmira ■	76
61	Rochester Inst. ■	70
73	Nazareth ■	80
54	St. John Fisher	63
55	Elmira	89
65	Ithaca	86
64	Hartwick ■	75
64	Utica ■	69

Nickname: Saxons
Colors: Purple & Gold
Arena: James A. McLane P.E. Ctr.
Capacity: 3,200; Year Built: 1971
AD: James M. Moretti
SID: Mark Whitehouse

ALLEGHENY

Meadville, PA 16335 III

Coach: Jennifer Reimer, Lycoming 1994

2006-07 RESULTS (19-8)

70	La Roche ■	61
58	Ohio Northern ■	85
65	Wash. & Jeff.	46
48	Mount Union ■	42
58	Kenyon ■	54
73	Westminster (Pa.) ■	66
67	Ohio Wesleyan ■	61
60	Oberlin	44
66	Grove City	50
71	Maryville (Mo.) †	62
48	Messiah †	65
55	Earlham ■	44
50	Wittenberg ■	59
39	Denison	52
78	Oberlin ■	55
69	Kenyon	62
71	Wooster ■	77
39	Ohio Wesleyan	66
60	Hiram ■	52
60	Earlham	57
47	Wittenberg	71
64	Wooster	55
55	Denison ■	48
91	Hiram	50
59	Wooster ■	42
54	Wittenberg †	49
47	Denison	63

Nickname: Gators
Colors: Blue & Gold
Arena: Wise Center
Capacity: 1,000; Year Built: 1997
AD: Betsy Mitchell
SID: Bill Salyer

ALMA

Alma, MI 48801 III

Coach: Charles Goffnett, Central Mich. 1980

2006-07 RESULTS (10-14)

66 Anderson (Ind.) 56
64 Hanover † 50
56 Mt. St. Joseph † 59
41 Siena Heights 59
78 Concordia (Mich.) 75
60 St. Mary's (Ind.) 72
50 Calvin 75
60 Juniata † 54
47 Heidelberg 60
58 Albion ■ 51
73 Tri-State 57
58 Kalamazoo ■ 66
77 Adrian 71
63 Olivet ■ 75
46 Hope ■ 69
58 St. Mary's (Ind.) ■ 66
55 Albion 68
71 Tri-State ■ 65
56 Kalamazoo 47
69 Adrian ■ 65
72 Olivet 76
48 Hope 63
53 Calvin ■ 59
54 St. Mary's (Ind.) 66

Nickname: Scots
Colors: Maroon & Cream
Arena: Capparet Gymnasium
Capacity: 3,000; Year Built: 1969
AD: Ellen Curtis
SID: Lindsay Carpenter

ALVERNIA

Reading, PA 19607 III

Coach: Kevin Calabria, Notre Dame 1974

2006-07 RESULTS (16-11)

50 Richard Stockton † 59
56 Oswego St. † 73
58 Wesley † 45
54 Albright 57
95 Wesley ■ 55
92 Immaculata ■ 79
81 Rosemont ■ 55
64 TCNJ † 55
41 Susquehanna † 55
77 Cedar Crest 37
66 Arcadia ■ 57
54 Marywood 46
73 York (Pa.) ■ 79
61 Neumann 64
70 Arcadia 65
53 Misericordia ■ 48
84 Cedar Crest ■ 29
58 Gwynedd-Mercy 87
79 Cabrini 75
81 Muhlenberg ■ 90
77 Gwynedd-Mercy ■ 81
100 Penn St.-Berks ■ 60
76 Marywood ■ 62
57 Misericordia 76
92 Eastern 69
81 Immaculata ■ 59
56 Cabrini 72

Nickname: Crusaders
Colors: Maroon & Gold
Arena: Physical Education Center
Capacity: 1,500; Year Built: 1987
AD: John McCloskey
SID: Jon King

ALVERNO

Milwaukee, WI 53219 III

Coach: Sue Hansen, Nebraska 1976

2006-07 RESULTS (2-23)

62 Bethany Lutheran ■ 75
52 Dubuque ■ 67
52 Milwaukee Engr. ■ 68
64 Moody Bible ■ 45
27 Marian (Wis.) ■ 77
40 Concordia (Wis.) 81
28 Edgewood ■ 74
59 Dominican (Ill.) 71
46 Benedictine (Ill.) ■ 70
68 Mt. Mary 16
45 Milwaukee Engr. 57
42 Lakeland 59
44 Aurora 66
48 Wis. Lutheran 84
49 Concordia Chicago ■ 73
55 Maranatha Baptist ■ 69
48 Marian (Wis.) 61
30 Rockford ■ 62
36 Concordia (Wis.) ■ 70
46 Benedictine (Ill.) 73
35 Edgewood 70
53 Dominican (Ill.) ■ 68
36 Lakeland ■ 57
53 Aurora ■ 70
32 Concordia Chicago 65

Nickname: Inferno
Colors: Red, Black & White
AD: Bradley Duckworth
SID: Heather Burtman

AMERICAN

Washington, DC 20016 I

Coach: Melissa McFerrin, Missouri 1983

2006-07 RESULTS (13-19)

78 Fordham 53
59 Longwood ■ 66
54 Delaware 71
57 Towson ■ 69
62 Loyola Marymount 67
55 West Virginia † 57
61 UMBC ■ 60
56 Georgetown ■ 65
78 Furman ■ 57
53 George Mason ■ 60
61 Penn 51
73 Wagner 56
64 Monmouth 76
58 Drexel ■ 61
42 Liberty 73
55 Lehigh 52
62 Bucknell 70
69 Colgate ■ 58
47 Army 60
59 Holy Cross ■ 55
62 Navy ■ 48
50 Lafayette 62
60 Lehigh ■ 67
57 Bucknell ■ 70
53 Colgate 66
58 Army ■ 54
54 Holy Cross 61
58 Navy 65
60 Lafayette ■ 46
68 Navy 55
68 Colgate † 45
48 Holy Cross 56

Nickname: Eagles
Colors: AU Red, White & Blue
Arena: Bender Arena
Capacity: 4,500; Year Built: 1988
AD: Athena Argyropoulos/Rob Acunto
SID: Anthony Wilson

AMERICAN INT'L

Springfield, MA 01109-3189 II

Coach: Peter Cinella, Western New Eng. 1990

2006-07 RESULTS (21-8)

79 Adelphi ■ 56
66 Felician † 26
107 Queens (N.Y.) † 67
41 Pace ■ 45
63 St. Rose 69
64 Bentley ■ 52
58 Merrimack ■ 48
58 St. Michael's ■ 57
76 Southern N.H. 61
44 Southern Conn. St. 52
52 Mass.-Lowell ■ 38
82 Mercy ■ 50
75 Bridgeport ■ 55
58 Franklin Pierce 55
56 Le Moyne 33
62 Southern Conn. St. ■ 72
57 Stonehill ■ 53
58 St. Anselm 46
69 Mass.-Lowell 63
68 St. Michael's 57
57 Assumption ■ 50
67 Merrimack 60
52 Bryant ■ 45
61 Le Moyne ■ 42
45 Bentley 64
64 St. Rose ■ 54
41 Pace 69
56 Pace ■ 67
59 Pace † 77

Nickname: Yellow Jackets
Colors: Gold, White & Black
Arena: Henry A. Butova Gymnasium
Capacity: 2,500; Year Built: 1965
AD: Richard F. Bedard
SID: Greg Royce

AMHERST

Amherst, MA 01002-5000 III

Coaches: Billy McBride, Tennessee St., and Lynn Hersey, Plymouth St., 2000

2006-07 RESULTS (12-13)

71 Mass.-Dartmouth ■ 50
57 Piedmont ■ 67
54 Mount Holyoke ■ 58
60 Keene St. 70
57 Springfield 55
73 Western New Eng. † 54
76 Clark (Mass.) ■ 68
73 Skidmore 59
58 Smith 47
47 Denison † 60
58 MIT † 39
51 Williams 70
47 Hamilton 57
53 Tufts ■ 58
65 Bates ■ 51
81 Wesleyan (Conn.) ■ 69
65 Middlebury 59
55 Williams ■ 61
62 Westfield St. 52
80 Colby ■ 57
47 Bowdoin ■ 75
59 Connecticut Col. 64
43 Wesleyan (Conn.) 48
71 Trinity (Conn.) ■ 73
53 Bates 63

Nickname: Lord Jeffs
Colors: Purple & White
Arena: LeFrak Gymnasium
Capacity: 2,450; Year Built: 1986
AD: Suzanne R. Coffey
SID: Tanner Lipsett

ANDERSON (IND.)

Anderson, IN 46012-3495 III

Coach: Marcie Taylor, Anderson (Ind.) 1984

2006-07 RESULTS (16-10)

56 Alma ■ 66
76 Franciscan ■ 16
69 St. Mary's (Ind.) 72
73 Cincinnati Christian 35
56 Thomas More 73
48 Rose-Hulman 62
52 Defiance 50
52 Transylvania ■ 51
63 Mt. St. Joseph ■ 50
66 Notre Dame (Ohio) † 71
62 Buffalo St. † 61
60 Earlham 52
67 Elmhurst ■ 60
59 Bluffton 56
60 Hanover ■ 46
56 Franklin 69
53 Manchester ■ 63
48 Defiance ■ 46
50 Rose-Hulman ■ 54
47 Mt. St. Joseph 44
74 Transylvania 67
68 Bluffton ■ 56
58 Hanover 47
55 Manchester 63
73 Franklin ■ 67
40 Manchester 45

Nickname: Ravens
Colors: Orange & Black
Arena: O.C. Lewis Gymnasium
Capacity: 1,738; Year Built: 1962
AD: Michael Zapolski
SID: Justin Bates

ANDERSON (S.C.)

Anderson, SC 29621 II

Coach: Jeff Dow, Oregon 1989

2006-07 RESULTS (24-8)

51 GCSU 65
67 Lees-McRae 49
79 Davis & Elkins † 45
65 West Virginia St. 49
71 Limestone 64
69 Belmont Abbey ■ 61
109 Converse ■ 58
78 GCSU ■ 59
70 Claflin 52
85 Converse 64
87 St. Andrews ■ 79
70 Queens (N.C.) 48
80 Barton 85
89 Erskine ■ 47
87 Pfeiffer ■ 82
71 Mount Olive ■ 69
80 Coker ■ 72
55 St. Andrews 62
69 Lees-McRae ■ 62
62 Erskine 45
79 Queens (N.C.) ■ 68
82 Barton ■ 67
75 Coker 74
71 Pfeiffer 92
55 Belmont Abbey 73
79 Limestone ■ 61
56 Mount Olive 68
84 Belmont Abbey ■ 58
71 Barton † 59
54 Pfeiffer 67
61 California (Pa.) † 57
64 Glenville St. 78

Nickname: Lady Trojans
Colors: Gold & Black
Arena: Abney Athletic Center
Capacity: 1,000; Year Built: 1979
AD: Robert G. Beville
SID: Cobb Oxford

ANGELO ST.

San Angelo, TX 76909 II

Coach: Sally Brooks, Midwestern St. 1988

2006-07 RESULTS (17-12)

77	Incarnate Word	55
78	Incarnate Word ■	57
72	St. Mary's (Tex.) ■	43
57	Tex. A&M-Commerce ■	56
64	Abilene Christian	76
74	Central Okla.	71
51	Northeastern St.	64
53	St. Edward's †	41
64	Ark.-Monticello †	81
63	Henderson St.	66
69	Southeastern Okla. ■	60
52	East Central ■	43
63	Abilene Christian ■	49
52	Cameron	54
71	West Tex. A&M ■	72
77	Eastern N.M.	50
63	Tex. A&M-Kingsville ■	66
66	Texas Woman's ■	42
60	Tarleton St. ■	47
51	Midwestern St.	53
52	Tarleton St.	54
72	Midwestern St. ■	31
54	West Tex. A&M	67
60	Eastern N.M. ■	50
73	Tex. A&M-Kingsville	57
60	Texas Woman's	53
56	Southeastern Okla. ■	55
59	Tex. A&M-Commerce	65
54	Washburn †	74

Nickname: Rambelles
Colors: Blue & Gold
Arena: Junell Center/Stephens Arena
Capacity: 5,500; Year Built: 2002
AD: Kathleen Brasfield
SID: Dave Wester

ANNA MARIA

Paxton, MA 01612-1198 III

Coach: Kevin Grurchfield, Eastern Conn. St. 1990

2006-07 RESULTS (7-18)

55	MIT	73
70	Coast Guard ■	85
93	Becker ■	79
50	Salve Regina	74
59	Nichols	90
84	Newbury	62
38	Fitchburg St.	79
52	Endicott ■	91
82	Eastern Nazarene ■	69
79	Rivier ■	77
59	Roger Williams ■	85
59	Colby-Sawyer	76
89	Eastern Nazarene	90
64	Wentworth Inst.	93
49	New England Col. ■	56
58	New England ■	80
76	Regis (Mass.)	77
75	Curry ■	83
74	Albertus Magnus	68
75	Regis (Mass.) ■	74
68	Nichols ■	81
60	Roger Williams	86
47	Salve Regina ■	78
60	Gordon	58
61	Curry	74

Nickname: Amcats
Colors: Royal Blue & White
Arena: Fuller Activities Center
Capacity: 500; Year Built: 1986
AD: David Shea
SID: David Gentleman

APPALACHIAN ST.

Boone, NC 28608 I

Coach: Adrienne Shuler, Georgia 1992

2006-07 RESULTS (13-18)

64	UCF ■	44
53	Georgia Tech ■	79
86	Alabama A&M	64
87	East Tenn. St.	104
74	Georgetown ■	81
84	Winthrop ■	61
62	Richmond †	63
85	New Orleans	70
66	Winston-Salem	52
63	Elon ■	52
56	Radford	68
79	VCU ■	68
65	Col. of Charleston	73
72	Furman	62
74	Chattanooga ■	84
60	Western Caro.	71
61	UNC Greensboro ■	68
65	Wofford ■	69
85	Ga. Southern	68
62	Davidson	75
69	Col. of Charleston ■	47
69	Furman ■	60
58	Chattanooga	76
68	Western Caro. ■	77
62	UNC Greensboro	81
52	Wofford	63
61	Ga. Southern ■	68
64	Davidson ■	68
63	Elon	61
64	Elon †	50
60	Chattanooga †	84

Nickname: Mountaineers
Colors: Black & Gold
Arena: Holmes Convention Ctr.
Capacity: 8,300; Year Built: 2000
AD: Charles Cobb
SID: Jessica Schmick

ARCADIA

Glenside, PA 19038-3295 III

Coach: Shannon Howley, Radford 1992

2006-07 RESULTS (9-16)

52	St. Mary's (Md.)	61
53	Wm. Paterson †	64
55	Phila. Biblical ■	68
60	Kean ■	95
78	Eastern	69
58	Neumann ■	67
63	Penn St.-Delaware	46
61	Wilkes	70
42	King's (Pa.)	89
74	Keystone †	53
44	Cabrini	76
57	Alvernia	66
46	Misericordia	60
59	Cedar Crest ■	39
75	Marywood ■	73
65	Alvernia ■	70
45	Rosemont	63
76	Penn St.-Berks ■	82
48	Gwynedd-Mercy	80
60	Misericordia ■	55
54	Immaculata ■	59
84	Wesley ■	72
61	Gwynedd-Mercy ■	79
62	Cedar Crest	33
64	Marywood	52

Nickname: Knights
Colors: Scarlet & Gray
Arena: Kuch Center
Capacity: 1,500; Year Built: 1993
AD: Shirley M. Liddle
SID: Joy Zazzera

ARIZONA

Tucson, AZ 85721-0096 I

Coach: Joan Bonvicini, Southern Conn. St. 1975

2006-07 RESULTS (11-21)

83	Nicholls St. ■	41
65	George Washington †	69
61	Maryland	75
59	TCU †	56
68	North Carolina St. ■	66
72	UTEP	68
44	Texas A&M	64
74	Louisiana Tech ■	59
63	New Mexico ■	76
60	Utah	66
77	Long Beach St. ■	39
60	Fresno St. ■	69
62	Arizona St.	89
58	Stanford	86
48	California	65
66	Washington ■	83
59	Washington St. ■	57
73	Oregon	86
62	Oregon St.	69
68	Southern California ■	77
73	UCLA ■	76
76	Stanford ■	86
64	California ■	84
55	Washington St.	51
64	Washington	79
65	Oregon St. ■	61
55	Oregon ■	59
66	UCLA	63
42	Southern California	66
54	Arizona St. ■	59
69	Oregon St. †	54
55	Stanford †	65

Nickname: Wildcats
Colors: Cardinal & Navy
Arena: McKale Center
Capacity: 14,545; Year Built: 1973
AD: Jim Livengood
SID: Hope Nsiah-Kumi

ARIZONA ST.

Tempe, AZ 85287-2505 I

Coach: Charli Turner Thorne, Stanford 1988

2006-07 RESULTS (31-5)

87	Nebraska ■	60
67	New Mexico ■	49
96	Fla. Atlantic ■	60
91	Nicholls St. ■	46
74	Tennessee ■	83
67	Western Ky. †	63
75	Boston U. ■	53
85	Northern Ariz. ■	72
81	Gonzaga	66
75	UC Irvine	46
61	Texas Tech †	45
89	Arizona ■	62
74	California	58
71	Stanford	77
89	Washington St. ■	44
88	Washington ■	83
59	Oregon St.	43
80	Oregon	70
92	UCLA ■	52
62	Southern California ■	54
66	California ■	54
65	Stanford ■	73
75	Washington	64
66	Washington St.	41
61	Oregon ■	48
78	Oregon St. ■	63
68	Southern California	57
80	UCLA	69
59	Arizona	54
74	UCLA †	64
60	California †	53
55	Stanford †	62
57	UC Riverside †	50
67	Louisville †	58
67	Bowling Green †	49
45	Rutgers †	64

Nickname: Sun Devils
Colors: Maroon & Gold
Arena: Wells Fargo Arena
Capacity: 14,141; Year Built: 1974
AD: Lisa Love
SID: Steve Rodriguez

ARKANSAS

Fayetteville, AR 72701 I

Coach: Susie Gardner, Georgia 1986

2006-07 RESULTS (18-13)

75	Clemson	69
62	La.-Monroe ■	54
77	Lipscomb	39
58	Austin Peay	46
80	Wichita St. ■	70
84	Denver †	58
70	Hawaii	56
69	North Carolina †	94
97	Portland St. ■	62
90	Texas Southern ■	40
70	SMU ■	58
78	Tulsa	67
70	Memphis	54
75	Stephen F. Austin †	54
94	Cincinnati ■	82
66	St. Louis	59
61	Vanderbilt	98
73	Mississippi St. ■	81
65	Auburn	62
71	Alabama ■	63
67	Florida	57
53	LSU	70
34	Vanderbilt ■	61
75	Mississippi St.	80
87	Mississippi ■	90
69	South Carolina ■	74
65	LSU ■	86
60	Kentucky	87
68	Tennessee ■	75
51	Georgia	69
57	Kentucky †	72

Nickname: Lady Razorbacks
Colors: Cardinal & White
Arena: Bud Walton Arena
Capacity: 19,200; Year Built: 1993
AD: Beverly R. Lewis
SID: Bill Smith

ARKANSAS ST.

State University, AR 72467 I

Coach: Brian Boyer, Mo. Western St. 1993

2006-07 RESULTS (21-13)

65	Charlotte	76
73	Alabama ■	56
53	Missouri	74
67	Missouri St.	54
61	Purdue ■	67
87	Ark.-Pine Bluff ■	55
67	South Dakota St. ■	52
90	San Jose St. †	71
62	California	81
80	Oklahoma St. ■	73
65	La.-Lafayette	58
69	South Ala. ■	57
68	New Orleans ■	56
80	La.-Monroe	64
57	North Texas ■	51
62	Ark.-Little Rock ■	43
55	Troy	76
53	Denver ■	48
54	Middle Tenn.	82
64	North Dakota St.	61
59	Western Ky. ■	64
64	Florida Int'l	67
80	Fla. Atlantic ■	61
77	La.-Lafayette ■	61
78	South Ala.	73

70 Denver 87
72 La.-Monroe ■ 54
66 North Texas 82
48 Ark.-Little Rock 64
69 La.-Monroe ■ 56
76 Western Ky. † 67
59 La.-Lafayette 62
59 Murray St. ■ 52
45 Wisconsin 77

Nickname: Lady Indians
Colors: Scarlet & Black
Arena: Convocation Center
Capacity: 10,038; Year Built: 1987
AD: Dean Lee
SID: Van Provence

ARKANSAS TECH

Russellville, AR 72801-2222 II

Coach: Todd Schaefer, Thomas More 1995

2006-07 RESULTS (22-10)

54 East Central † 72
84 Central Okla. 64
49 Central Mo. ■ 58
60 Southwestern Okla. ■ 46
49 Incarnate Word 51
80 Central Mo. 76
48 Northeastern St. ■ 53
83 Cameron ■ 45
61 Southwestern Okla. 58
49 Fla. Gulf Coast 93
53 Nova Southeastern † 51
60 Barry 53
72 Henderson St. 55
61 Christian Bros. 56
62 Southern Ark. ■ 50
63 Harding ■ 54
80 Ark.-Monticello 58
55 Delta St. ■ 60
50 Ouachita Baptist 57
64 Henderson St. ■ 46
65 Montevallo 40
72 Christian Bros. ■ 52
78 Southern Ark. 66
70 Harding 47
79 Ark.-Monticello ■ 39
54 Delta St. 60
72 Ouachita Baptist ■ 29
65 West Ala. † 55
62 Valdosta St. † 51
59 Delta St. † 66
65 Rollins † 62
40 Delta St. † 43

Nickname: Golden Suns
Colors: Green & Gold
Arena: Tucker Coliseum
Capacity: 3,500; Year Built: 1976
AD: Steve Mullins
SID: Ben Greenberg

ARK.-LITTLE ROCK

Little Rock, AR 72204 I

Coach: Joe Foley, Central Ark. 1979

2006-07 RESULTS (21-10)

66 Creighton ■ 55
93 Southern Ark. ■ 40
58 Texas-Arlington 59
54 Rice ■ 46
82 Idaho St. ■ 53
48 Missouri St. 54
65 UTSA ■ 48
70 Southern Miss. 49
53 Jackson St. 57
66 La.-Monroe 58
68 Denver ■ 56
68 Stephen F. Austin ■ 66
61 La.-Lafayette 65
48 Troy 38
87 North Texas ■ 49
69 New Orleans ■ 45
43 Arkansas St. 62
37 South Ala. 44
45 Western Ky. ■ 47
62 Middle Tenn. ■ 75
96 Harding ■ 51
60 Fla. Atlantic 57
65 Florida Int'l ■ 58
52 La.-Monroe ■ 49
47 Denver 61
58 Troy ■ 51
69 North Texas 63
48 New Orleans 37
64 Arkansas St. ■ 48
67 New Orleans ■ 30
60 Denver † 62

Nickname: Trojans
Colors: Maroon, Silver & Black
Arena: Jack Stephens Center
Capacity: 5,600; Year Built: 2005
AD: Chris Peterson
SID: Brandy Sweeden

ARK.-MONTICELLO

Monticello, AR 71656 II

Coach: Chris Ratcliff, Henderson St.

2006-07 RESULTS (7-20)

72 Montevallo 68
48 West Ga. † 53
80 Northwestern St. 89
77 Southwest Baptist ■ 78
56 Central Ark. 65
68 West Ala. 86
80 Central Baptist ■ 42
47 Fla. Gulf Coast 94
38 Fla. Gulf Coast 75
84 Albany St. (Ga.) † 86
64 West Ala. † 70
81 Angelo St. † 64
66 Benedict † 62
66 Harding ■ 76
67 Ouachita Baptist ■ 57
49 Delta St. 65
53 Henderson St. 67
58 Arkansas Tech ■ 80
64 Christian Bros. ■ 62
65 Southern Ark. 75
72 Harding 70
69 Ouachita Baptist 79
59 Delta St. ■ 67
58 Henderson St. ■ 67
39 Arkansas Tech 79
77 Christian Bros. 81
63 Southern Ark. ■ 69

Nickname: Cotton Blossoms
Colors: Kelly Green & White
Arena: Steelman Fieldhouse
Capacity: 2,600; Year Built: 1959
AD: Alvy Early
SID: Paul Smith

ARK.-PINE BLUFF

Pine Bluff, AR 71601 I

Coach: Danny Evans, Oregon St. 1983

2006-07 RESULTS (11-20)

50 Michigan 80
65 Cincinnati 89
73 Indiana St. ■ 116
46 Mississippi 79
55 Arkansas St. 87
54 Oral Roberts 74
42 Oklahoma 87
48 Baylor 100
46 Kentucky 83
67 UTEP 96
52 Missouri 94
67 Mississippi Val. ■ 60
55 Alabama St. ■ 51
56 Alabama A&M ■ 58
56 Southern U. 51
51 Alcorn St. 66
66 Texas Southern ■ 58
74 Prairie View ■ 80
71 Grambling 78
53 Jackson St. 67
54 Alabama St. 61
66 Alabama A&M 79
51 Southern U. ■ 47
63 Alcorn St. ■ 60
60 Texas Southern 56
55 Prairie View 60
67 Grambling ■ 54
70 Jackson St. ■ 60
81 Mississippi Val. 74
64 Alabama St. † 52
53 Jackson St. † 68

Nickname: Lady Golden Lions
Colors: Black & Gold
Arena: HPER Complex
Capacity: 4,500; Year Built: 1982
AD: Craig Curry
SID: Carl Whimper

ARMSTRONG ATLANTIC

Savannah, GA 31419-1997 II

Coach: Roger Hodge, Concord 1992

2006-07 RESULTS (15-14)

64 Eckerd ■ 59
85 Lenoir-Rhyne 81
74 Shaw ■ 59
63 Florida Tech 72
53 Elizabeth City St. † 70
70 N.C. Central 77
69 Lenoir-Rhyne ■ 66
73 Lander ■ 71
74 Fayetteville St. ■ 87
72 Florida Tech ■ 56
83 Fayetteville St. 89
71 GCSU ■ 67
71 North Ga. ■ 65
58 Clayton St. 80
65 Francis Marion 51
73 Augusta St. ■ 71
80 Lander 85
72 Clayton St. ■ 82
66 UNC Pembroke ■ 81
64 Augusta St. 67
58 S.C.-Aiken 78
78 Ga. Southwestern ■ 48
74 Columbus St. ■ 63
71 GCSU 79
81 S.C. Upstate ■ 74
65 Ga. Southwestern 59
60 Columbus St. 70
76 S.C. Upstate † 63
70 Clayton St. † 73

Nickname: Pirates
Colors: Maroon & Gold
Arena: Alumni Arena
Capacity: 5,000; Year Built: 1995
AD: Eddie Aenchbacher
SID: Chad Jackson

ARMY

West Point, NY 10996-2101 I

Coach: Dave Magarity, St. Francis (Pa.) 1974

2006-07 RESULTS (24-6)

41 Ohio St. ■ 77
87 St. Thomas Aquinas ■ 48
75 Brown 59
57 St. John's (N.Y.) 45
54 New Hampshire ■ 51
72 Troy ■ 48
54 Seton Hall 65
77 Merchant Marine ■ 43
63 Albany (N.Y.) 51
68 Columbia ■ 43
69 Long Beach St. 59
83 UC Irvine 69
57 St. Francis (N.Y.) 43
77 Central Conn. St. ■ 64
65 Rider ■ 54
69 Colgate 58
62 Holy Cross 49
56 Lehigh ■ 53
60 American ■ 47
44 Navy ■ 49
63 Lafayette 50
55 Bucknell 59
65 Colgate ■ 48
77 Holy Cross ■ 43
77 Lehigh 71
54 American 58
58 Navy 43
70 Lafayette ■ 57
61 Bucknell ■ 57
53 Lehigh † 57

Nickname: Black Knights
Colors: Black, Gold & Gray
Arena: Christl Arena
Capacity: 5,043; Year Built: 1985
AD: Kevin Anderson
SID: Danah Allen

ASHLAND

Ashland, OH 44805 II

Coach: Sue Ramsey, Miami (Ohio) 1978

2006-07 RESULTS (14-13)

67 Indianapolis ■ 59
62 St. Joseph's (Ind.) ■ 59
71 Clarion ■ 65
100 Ohio Valley ■ 91
67 California (Pa.) ■ 68
61 Lake Superior St. ■ 88
79 Michigan Tech ■ 86
79 Findlay 62
70 Northern Mich. 92
88 Mars Hill 87
89 Lenoir-Rhyne 98
75 West Liberty St. † 69
62 Glenville St. † 70
69 Gannon 93
94 Mercyhurst 82
54 Wayne St. (Mich.) ■ 60
66 Hillsdale ■ 73
72 Northwood (Mich.) ■ 63
76 Saginaw Valley ■ 61
79 Ferris St. 91
61 Grand Valley St. 94
66 Hillsdale 77
70 Wayne St. (Mich.) 67
79 Pitt.-Johnstown ■ 73
76 Gannon ■ 79
78 Mercyhurst ■ 60
102 Findlay ■ 61

Nickname: Eagles
Colors: Purple & Gold
Arena: Charles Kates Gymnasium
Capacity: 3,000; Year Built: 1967
AD: Bill Goldring
SID: Al King

ASSUMPTION

Worcester, MA 01609 II

Coach: Kerry Phayre, Providence 1983

2006-07 RESULTS (13-16)

72 Mercy ■ 44
46 Bowie St. † 58
60 Shippensburg 65
53 Franklin Pierce ■ 70
75 St. Anselm 71
76 Bryant 80
50 Bentley 62
52 Stonehill ■ 56
67 Merrimack ■ 49
54 Southern N.H. ■ 73
70 Molloy 52
60 Pace ■ 48
62 Le Moyne ■ 50
45 Bryant ■ 56
57 St. Michael's 52
62 Mass.-Lowell ■ 63
52 Southern Conn. St. 61
58 Franklin Pierce 61

48 Mass.-Lowell 52
65 St. Anselm ■ 49
50 American Int'l 57
68 Southern N.H. 59
70 Bridgeport 42
85 St. Rose ■ 70
70 Merrimack 54
64 Stonehill 66
48 Bentley ■ 65
64 Franklin Pierce 56
42 Southern Conn. St. † 59

Nickname: Greyhounds
Colors: Blue, White, & Grey
Arena: Andrew Laska Gym
Capacity: 3,000; Year Built: 1962
AD: Ted Paulauskas
SID: Steve Morris

AUBURN

Auburn, AL 36849 I

Coach: Nell Fortner, Texas 1982

2006-07 RESULTS (21-13)

71 Western Caro. 56
84 Alabama St. ■ 47
85 Winston-Salem ■ 47
64 Xavier † 75
61 Marquette † 65
95 Western Mich. † 86
74 Jacksonville St. ■ 44
84 Nevada 75
51 UC Riverside † 43
84 Jackson St. ■ 45
73 Ohio ■ 54
51 George Washington 62
70 Md.-East. Shore 31
74 Oakland ■ 55
79 James Madison † 76
79 Miami (Fla.) 61
66 Mississippi ■ 74
63 Alabama 58
62 Arkansas ■ 65
74 Florida 69
65 Kentucky ■ 68
45 LSU 65
93 Alabama ■ 61
63 Mississippi St. 57
62 Tennessee ■ 72
45 Vanderbilt 80
61 South Carolina 70
55 Georgia ■ 62
78 Florida ■ 62
64 Mississippi 56
63 South Carolina † 65
74 UAB ■ 60
81 Virginia Tech 73
54 Kansas St. 67

Nickname: Tigers
Colors: Burnt Orange & Navy Blue
Arena: Beard-Eaves Memorial Col.
Capacity: 10,500; Year Built: 1969
AD: Jay Jacobs
SID: Carol White

AUGSBURG

Minneapolis, MN 55454 III

Coach: Jennifer Britz, South Dakota St. 2000

2006-07 RESULTS (1-24)

40 Wis.-River Falls 80
57 Carleton ■ 74
38 Gust. Adolphus 66
52 St. Catherine 74
72 St. Olaf 66
31 Minn. St. Mankato 80
60 Northwestern (Minn.) ■ 69
66 Hamline ■ 82
53 Macalester 59
51 St. Thomas (Minn.) 68
39 St. Benedict 80
59 St. Mary's (Minn.) 73
56 Concordia-M'head ■ 79
48 Bethel (Minn.) 90
47 Carleton 59
65 Gust. Adolphus ■ 72
50 St. Catherine ■ 73
53 St. Olaf ■ 55
71 Hamline 75
76 Macalester ■ 80
61 St. Thomas (Minn.) ■ 67
53 St. Benedict ■ 69
45 St. Mary's (Minn.) ■ 58
48 Concordia-M'head 85
77 Bethel (Minn.) ■ 85

Nickname: Auggies
Colors: Maroon & Gray
Arena: Si Melby Hall
Capacity: 2,200; Year Built: 1961
AD: Marilyn Florian
SID: Don Stoner

AUGUSTA ST.

Augusta, GA 30904 II

Coach: Greg Wilson, Georgia 1991

2006-07 RESULTS (18-10)

68 Mars Hill ■ 67
68 Catawba ■ 76
98 Morris ■ 48
62 Voorhees ■ 41
69 Paine 55
46 Newberry 66
66 S.C.-Aiken ■ 56
74 Claflin 61
70 Paine ■ 54
76 Converse ■ 67
53 Columbus St. ■ 61
62 S.C.-Aiken 69
46 GCSU 55
64 S.C. Upstate ■ 47
71 Armstrong Atlantic 73
72 North Ga. 70
87 GCSU ■ 59
61 Francis Marion 50
67 Armstrong Atlantic ■ 64
85 Lander ■ 69
84 Clayton St. ■ 79
80 Ga. Southwestern 67
53 Columbus St. 65
81 UNC Pembroke ■ 46
61 Clayton St. 68
75 Ga. Southwestern ■ 76
56 Francis Marion † 46
49 S.C.-Aiken † 59

Nickname: Lady Jaguars
Colors: Royal Blue & White
Arena: George A. Christenberry Fieldhouse
Capacity: 2,216; Year Built: 1991
AD: Clint Bryant
SID: Joey Warren

AUGUSTANA (ILL.)

Rock Island, IL 61201-2296 III

Coach: Bobbi Endress, Dubuque 2000

2006-07 RESULTS (4-21)

40 Wis.-Oshkosh † 69
51 Concordia Chicago † 69
56 Wis.-Platteville ■ 73
57 Aurora 79
50 North Park 70
52 St. Ambrose ■ 74
58 Wartburg 67
64 Monmouth (Ill.) 72
75 Clarke ■ 55
56 Cornell College 64
69 Illinois Tech 55
62 Elmhurst ■ 60
46 Wheaton (Ill.) ■ 60
53 Carthage 89
67 Millikin ■ 77
78 North Central (Ill.) ■ 91
57 Ill. Wesleyan 75
61 Elmhurst 74
49 North Park ■ 59
73 Clarke 61
60 Carthage ■ 76
44 Wheaton (Ill.) 56
60 Millikin 73
68 Ill. Wesleyan ■ 84
58 North Central (Ill.) 66

Nickname: Vikings
Colors: Gold & Blue
Arena: Carver PE Center
Capacity: 3,200; Year Built: 1971
AD: Charles J. Gordon
SID: Dave Wrath

AUGUSTANA (S.D.)

Sioux Falls, SD 57197 II

Coach: Dave Krauth, Sioux Falls 1974

2006-07 RESULTS (25-7)

62 Stonehill † 65
58 West Tex. A&M † 66
106 Felician † 43
93 Concordia-St. Paul ■ 74
92 Bemidji St. † 76
63 Minn.-Crookston † 50
67 Winona St. 63
73 Neb.-Kearney 47
61 Adams St. † 49
84 Hawaii-Hilo † 49
98 Presentation ■ 45
121 Bethany Lutheran ■ 51
85 Dakota Wesleyan ■ 41
74 Mt. Mercy ■ 44
81 Dakota St. ■ 67
83 Upper Iowa ■ 37
78 Southwest Minn. St. ■ 43
70 Neb.-Omaha ■ 62
66 South Dakota 64
57 Minn. Duluth ■ 56
79 St. Cloud St. ■ 70
72 Minn. St. Mankato 67
71 Neb.-Omaha 79
62 North Dakota ■ 81
72 Briar Cliff (Iowa) ■ 46
61 Minn. Duluth 49
75 North Dakota 67
60 Minn. St. Mankato ■ 62
91 St. Cloud St. 69
75 South Dakota ■ 63
61 Neb.-Omaha ■ 64
68 Neb.-Kearney † 75

Nickname: Vikings
Colors: Navy & Yellow
Arena: Elmen Center
Capacity: 4,000; Year Built: 1988
AD: Bill Gross
SID: Kevin Ludwig

AURORA

Aurora, IL 60506 III

Coach: Michelle Roof, Eastern Ill. 2001

2006-07 RESULTS (17-9)

84 Greenville † 81
56 Concordia (Mich.) † 63
79 Augustana (Ill.) ■ 57
65 Chicago ■ 74
54 Lakeland 65
75 Wis. Lutheran ■ 67
83 Maranatha Baptist 66
82 Edgewood 75
70 North Central (Ill.) 58
43 Carthage 63
61 Marian (Wis.) 73
71 Dominican (Ill.) ■ 50
66 Alverno ■ 44
72 Concordia Chicago 66
71 Rockford ■ 38
54 Concordia (Wis.) 71
49 Lakeland ■ 56
78 Benedictine (Ill.) ■ 57
64 Wis. Lutheran 56
73 Marian (Wis.) ■ 55
55 Edgewood ■ 56
79 Dominican (Ill.) 47
70 Alverno 53
77 Maranatha Baptist ■ 55
57 Rockford 44
63 Benedictine (Ill.) ■ 68

Nickname: Spartans
Colors: Royal Blue & White
Arena: Thornton Gymnasium
Capacity: 2,200; Year Built: 1970
AD: Mark Walsh
SID: Brian Kipley

AUSTIN

Sherman, TX 75090-4440 III

Coach: Debra Hunter, Minnesota 1985

2006-07 RESULTS (15-10)

69 Louisiana Col. † 45
62 Huntingdon † 34
58 Texas-Dallas 71
68 Colorado Col. 74
79 Marian (Wis.) † 62
54 Hendrix 80
75 Dallas 65
64 Texas-Dallas ■ 57
53 Mary Hardin-Baylor ■ 59
48 Southwestern (Tex.) ■ 61
88 Trinity (Tex.) ■ 80
58 Centre 39
45 DePauw 78
85 Millsaps ■ 59
57 Rhodes ■ 52
55 Dallas ■ 35
58 Hendrix ■ 64
69 Oglethorpe 85
63 Sewanee 54
63 Centre ■ 51
61 DePauw ■ 57
62 Southwestern (Tex.) 56
59 Trinity (Tex.) 75
82 Hendrix † 69
38 DePauw † 67

Nickname: Lady Kangaroos
Colors: Crimson & Gold
Arena: Hughey Gym
Capacity: 2,000; Year Built: 1949
AD: Timothy P. Millerick
SID: Jeff Kelly

AUSTIN PEAY

Clarksville, TN 37044-4576 I

Coach: Carrie Daniels, Austin Peay 1996

2006-07 RESULTS (10-20)

56 Chattanooga 80
74 Evansville ■ 72
46 Arkansas ■ 58
55 Lipscomb † 56
61 Central Ark. † 67
41 Southern Ill. 54
66 Tennessee Tech ■ 57
49 Middle Tenn. 80
61 Morehead St. 66
55 Eastern Ky. 69
49 Kennesaw St. ■ 56
44 Evansville 72
57 Tenn.-Martin ■ 55
74 Jacksonville St. 67
74 Eastern Ill. 62
63 Murray St. ■ 64
75 Southeast Mo. St. ■ 60
54 Tenn.-Martin 64
83 Jacksonville St. ■ 74
54 Samford ■ 68
56 Southeast Mo. St. 67
82 Murray St. 70
71 Tennessee St. 84
61 Eastern Ill. ■ 79
55 Samford 67
81 Tennessee St. ■ 72
51 Tennessee Tech 63
69 Eastern Ky. ■ 76

74 Morehead St. ■ 66
54 Southeast Mo. St. 58

Nickname: Lady Govs
Colors: Red & White
Arena: Winfield Dunn Center
Capacity: 7,600; Year Built: 1975
AD: Dave Loos
SID: Cody Bush

AVERETT

Danville, VA 24541 III

Coach: Kathy Bocock, Ferrum 1986

2006-07 RESULTS (5-19)

55 Randolph-Macon 88
62 Catholic † 71
42 Bridgewater (Va.) ■ 74
53 Roanoke ■ 80
65 Salem 75
38 Oglethorpe 92
57 Emory 65
56 Ferrum ■ 80
41 Greensboro 51
39 Methodist ■ 62
80 Shenandoah 93
80 Mary Baldwin 70
56 Chris. Newport 84
83 N.C. Wesleyan ■ 60
55 Peace ■ 43
57 Ferrum 76
48 Greensboro ■ 64
39 Methodist 81
58 Chris. Newport ■ 71
55 Shenandoah ■ 56
67 Meredith 65
61 Peace 68
67 N.C. Wesleyan 66
50 Chris. Newport 61

Nickname: Cougars
Colors: Navy & Gold
Arena: Grant Center
Capacity: 2,500; Year Built: 1998
AD: Charles S. Harris
SID: Sam Ferguson

BABSON

Babson Park, MA 02457-0310 III

Coach: Judy Blinstrub, Bridgewater St. 1977

2006-07 RESULTS (13-14)

61 Colby ■ 54
64 Bates ■ 75
45 Salem St. 55
61 Tufts ■ 65
67 Bridgewater St. ■ 58
42 Brandeis 60
68 Worcester St. ■ 55
42 Rensselaer † 55
55 St. Lawrence † 83
74 Smith ■ 60
77 MIT 39
68 Wellesley ■ 38
95 Springfield 88
54 Trinity (Conn.) 67
74 Framingham St. ■ 55
62 Wheaton (Mass.) ■ 57
50 WPI 66
53 Clark (Mass.) ■ 65
58 MIT ■ 41
42 Mount Holyoke 69
59 Wheaton (Mass.) 80
82 Wellesley 60
56 Emmanuel (Mass.) 77
31 WPI ■ 44
78 Coast Guard ■ 65
66 Springfield 63
71 Mount Holyoke † 73

Nickname: Beavers
Colors: Green & White
Arena: Staake Gymnasium
Capacity: 1,000; Year Built: 1989
AD: Josh MacArthur
SID: Chris Buck

BALDWIN-WALLACE

Berea, OH 44017 III

Coach: Cheri Harrer, Findlay 1985

2006-07 RESULTS (19-7)

68 Wis.-Eau Claire † 50
66 Hope 68
78 Case Reserve ■ 50
107 Oberlin ■ 39
53 Capital ■ 50
77 Mount Union 52
65 Ohio Northern ■ 55
71 Marietta 53
76 Pitt.-Greensburg 25
82 Centre † 41
69 Wittenberg 53
64 John Carroll ■ 61
90 Muskingum ■ 64
84 Otterbein 69
69 Wilmington (Ohio) 72
74 Heidelberg ■ 50
75 Capital 83
68 Mount Union ■ 52
62 Ohio Northern 68
66 Heidelberg 58
69 Wilmington (Ohio) ■ 62
91 Otterbein ■ 93
81 Muskingum 71
58 John Carroll 61
84 Marietta ■ 39
61 Mount Union ■ 65

Nickname: Yellow Jackets
Colors: Brown & Gold
Arena: Ursprung Gymnasium
Capacity: 2,800; Year Built: 1949
AD: Cheri Harrer
SID: Kevin Ruple

BALL ST.

Muncie, IN 47306 I

Coach: Tracy Roller, Eastern Ill. 1992

2006-07 RESULTS (24-7)

62 Michigan 58
75 Wright St. ■ 68
92 Howard ■ 47
73 IPFW ■ 62
97 Butler 65
72 Illinois St. 82
68 Valparaiso † 59
56 Indiana 67
69 Xavier 63
75 St. Peter's 65
82 Charlotte † 72
80 Toledo ■ 59
76 Western Mich. ■ 60
73 Central Mich. 65
55 Eastern Mich. 46
81 Northern Ill. ■ 72
90 Miami (Ohio) ■ 62
71 Akron 49
66 Ohio ■ 77
59 Buffalo 44
76 Bowling Green 86
74 Kent St. ■ 69
66 Toledo 50
68 Western Mich. 81
84 Central Mich. ■ 59
74 Eastern Mich. ■ 73
81 Northern Ill. 70
56 Western Mich. † 53
83 Northern Ill. † 72
53 Bowling Green † 67
82 Kentucky ■ 85

Nickname: Cardinals
Colors: Cardinal & White
Arena: John E. Worthen Arena
Capacity: 11,500; Year Built: 1992
AD: Thomas J. Collins
SID: Matt McColelster

BAPTIST BIBLE (PA.)

Clarks Summit, PA 18411 III

Coach: Sherrie Holloway, Baptist Bible (Pa.) 1985

2006-07 RESULTS (17-13)

60 Davis ■ 38
59 Chestnut Hill 72
58 Keystone 48
78 Washington Bible ■ 14
44 Villa Julie ■ 63
73 Lancaster Bible 22
54 Marywood 68
54 Pa. Col. of Bible † 44
49 Nyack ■ 79
67 Purchase St. 88
67 Cazenovia ■ 54
77 Bard ■ 35
50 Keuka ■ 47
62 D'Youville 70
58 Keystone ■ 51
60 Polytechnic (N.Y.) ■ 37
69 Bard 40
75 Valley Forge Chrst. ■ 25
64 Phila. Biblical 69
71 Cazenovia 74
43 Keuka 45
80 Penn St.-Berks ■ 54
68 D'Youville ■ 71
76 Lancaster Bible † 36
59 Phila. Biblical 50
60 D'Youville 59
53 Keuka 58
56 Phila. Biblical † 61
68 Mid-America Bible † 76
80 North Central (Minn.) † 56

Nickname: Defenders
Colors: Royal Blue & White
AD: James M. Huckaby
SID: Eryl Christiansen

BARD

Annandale-On-Hudson, NY 12504-5000 III

Coach: Jennifer Watson, Southern N.H. 2000

2006-07 RESULTS (2-20)

54 Bay Path ■ 60
76 Wheelock ■ 69
17 Villa Julie 71
64 Cazenovia 67
44 New Rochelle ■ 59
47 Yeshiva 42
52 Purchase St. ■ 103
41 Polytechnic (N.Y.) 65
38 Keuka ■ 69
35 Baptist Bible (Pa.) 77
60 D'Youville ■ 70
31 Keystone 63
47 Cazenovia ■ 74
33 Phila. Biblical ■ 63
40 Baptist Bible (Pa.) ■ 69
37 Penn St.-Berks 69
62 Mass. Liberal Arts ■ 74
48 Chestnut Hill ■ 81
48 Keystone ■ 74
32 D'Youville 65
38 Keuka 60
45 Southern Vt. 69

Nickname: Raptors
Colors: White & Black
Arena: Stevenson Gymnasium
Capacity: 850; Year Built: 1988
AD: Kristen E. Hall
SID: Scott Swere

BARRY

Miami Shores, FL 33161 II

Coach: Bill Sullivan, Georgetown (Ky.) 1973

2006-07 RESULTS (14-14)

72 P.R.-Cayey ■ 33
34 West Fla. 61
55 West Ala. † 59
51 Palm Beach Atl. 32
55 Fla. Gulf Coast 63
47 Central Mo. ■ 69
57 Southwest Baptist ■ 54
65 Bryant ■ 50
53 Arkansas Tech ■ 60
66 Eckerd 49
61 Tampa ■ 54
55 Nova Southeastern 43
61 Fla. Southern ■ 30
47 Florida Tech 52
56 St. Leo ■ 44
48 Lynn 52
65 Rollins 50
42 Nova Southeastern ■ 47
54 Eckerd ■ 40
65 Tampa 70
55 Palm Beach Atl. ■ 30
47 Fla. Southern 60
43 Florida Tech ■ 53
71 St. Leo 60
64 Lynn ■ 68
45 Rollins ■ 49
73 Lynn 38
37 Rollins † 51

Nickname: Buccaneers
Colors: Red, Black & Silver
Arena: Health & Sports Center
Capacity: 1,938; Year Built: 1990
AD: Michael L. Covone
SID: Dennis Jezek Jr.

BARTON

Wilson, NC 27893-7000 II

Coach: Wendee Saintsing, High Point 1978

2006-07 RESULTS (21-8)

66 Chowan 56
51 St. Augustine's † 33
53 Shaw 57
42 St. Andrews 54
79 Coker ■ 45
89 Lees-McRae ■ 77
64 Dist. Columbia ■ 50
91 St. Paul's ■ 54
63 Dist. Columbia 69
81 Erskine 56
100 Pfeiffer ■ 94
85 Anderson (S.C.) ■ 80
78 Queens (N.C.) ■ 59
79 Mount Olive 68
73 Limestone 64
64 Belmont Abbey 58
105 Erskine ■ 55
71 Coker 61
57 St. Andrews ■ 48
86 Lees-McRae 75
67 Anderson (S.C.) 82
71 Mount Olive ■ 80
97 Queens (N.C.) 85
54 Belmont Abbey ■ 51
73 Pfeiffer 82
72 Limestone ■ 42
89 Limestone ■ 63
59 Anderson (S.C.) † 71
61 Indiana (Pa.) † 75

Nickname: Bulldogs
Colors: Royal Blue & White
Arena: Wilson Gym
Capacity: 2,500; Year Built: 1966
AD: Gary W. Hall
SID: John Hackney

BARUCH
New York, NY 10010-5585 III

Coach: Machli Joseph, St. Mary's (Cal.) 1996

2006-07 RESULTS (21-9)

40	Brockport St. †	51
89	Lynchburg †	65
81	Farmingdale St.	83
81	FDU-Florham ■	73
68	Chapman †	76
71	Cal St. East Bay	57
84	John Jay ■	76
71	Lehman	54
63	Scranton ■	72
86	Ramapo ■	57
57	Messiah	72
92	York (N.Y.) ■	28
78	CCNY	20
74	DeSales ■	76
107	City Tech	71
100	Brooklyn ■	50
81	Manhattanville ■	72
86	Staten Island ■	74
68	Medgar Evers	54
69	John Jay	50
79	Hunter ■	51
79	CCNY ■	21
81	Kean	86
73	Lehman ■	60
81	Hunter	46
84	City Tech †	57
72	Staten Island †	63
51	Lehman †	52
79	Rutgers-Newark ■	56
75	Farmingdale St.	85

Nickname: Bearcats
Colors: Navy Blue, Columbia Blue, White
Arena: Baruch College ARC Arena
Capacity: 1,200; Year Built: 2002
AD: William Eng
SID: John Neves

BATES
Lewiston, ME 04240 III

Coach: James Murphy, Bates 1969

2006-07 RESULTS (15-10)

84	Geneseo St. †	68
75	Babson	64
77	Southern Me. ■	87
74	Husson	60
56	Norwich	68
96	Newbury †	26
66	Me.-Farmington ■	56
63	Norwich ■	66
67	Kean †	80
71	Salem St.	48
57	Bridgewater St. †	49
53	Williams	64
75	Colby ■	66
69	Trinity (Conn.)	56
51	Amherst	65
64	Tufts	72
69	Wesleyan (Conn.) ■	66
76	Connecticut Col. ■	63
50	Bowdoin ■	58
60	Williams ■	59
70	Middlebury ■	65
87	Colby	74
47	Bowdoin	78
63	Amherst ■	53
39	Tufts	52

Nickname: Bobcats
Colors: Garnet
Arena: Alumni Gymnasium
Capacity: 750; Year Built: 1925
AD: Dana Mulholland
SID: Andy Walter

BAY PATH
Longmeadow, MA 01106 III

Coach: David Chatzky, Central Conn. St. 1998

2006-07 RESULTS (2-22)

60	Bard	54
64	Rivier †	91
34	St. Joseph (Conn.) ■	78
41	Rivier ■	72
52	Johnson St. ■	62
49	Castleton ■	77
51	Becker	68
25	Thomas (Me.)	61
22	Me.-Farmington	73
57	Lesley ■	87
43	Lasell ■	60
44	Lesley	67
54	Lasell	70
61	Wheelock	68
50	Mount Ida ■	68
42	Elms ■	71
37	Elms	73
56	Becker ■	80
61	Wheelock ■	47
43	Castleton	82
55	Johnson St.	68
50	Maine Maritime	91
40	Husson	81
51	Russell Sage	71

Nickname: Wildcats
Colors: Maroon & White
Arena: Holyoke Community College
Capacity: 500; Year Built: 1999
AD: Steven J. Smith
SID: Steve Smith

BAYLOR
Waco, TX 76798-7096 I

Coach: Kim Mulkey, Louisiana Tech 1984

2006-07 RESULTS (26-8)

84	North Texas ■	47
81	Hofstra ■	71
84	BYU ■	58
55	Purdue ■	69
64	LSU ■	60
78	UCF †	48
71	South Dakota St. †	53
64	A&M-Corpus Christi ■	62
81	Southeast Mo. St. ■	47
117	Sam Houston St. ■	50
100	Ark.-Pine Bluff ■	48
83	UCLA	70
94	Prairie View ■	50
89	N.C. A&T ■	40
61	Texas Tech ■	54
71	Kansas	64
63	Oklahoma ■	76
52	Texas A&M	60
79	Kansas St. ■	70
63	Texas	59
66	Oklahoma St.	55
71	Missouri ■	70
67	Nebraska	76
80	Texas Tech	67
81	Iowa St. ■	64
75	Oklahoma St. ■	66
71	Texas ■	56
75	Colorado	67
58	Texas A&M ■	63
61	Oklahoma	88
71	Kansas †	54
64	Oklahoma †	78
68	Chattanooga †	55
72	North Carolina St. †	78

Nickname: Lady Bears
Colors: Green & Gold
Arena: Ferrell Center
Capacity: 10,284; Year Built: 1988
AD: Ian McCaw
SID: Julie Bennett

BECKER
Leicester, MA 01524 III

Coach: Dean Godin, Westfield St. 2004

2006-07 RESULTS (15-11)

66	Pine Manor	58
78	Fisher ■	49
63	Mass. Liberal Arts	58
79	Anna Maria	93
63	Lasell ■	72
68	Bay Path ■	51
42	Maine Maritime	71
75	Husson	73
65	Newbury	39
63	Thomas (Me.) ■	70
37	Me.-Farmington ■	86
60	Lesley	58
65	Elms	48
72	Wheelock ■	54
77	Green Mountain ■	42
84	Lesley ■	60
80	Bay Path	56
80	Johnson St. ■	67
55	Castleton ■	73
69	Lasell	78
79	Elms ■	69
78	Mitchell ■	87
56	Mount Ida	65
52	Castleton	81
69	Johnson St.	67
54	Maine Maritime	79

Nickname: Hawks
Colors: Royal Blue, White & Black
Arena: Leicester Gymnasium
Capacity: 500; Year Built: 1972
AD: Frank Millerick/Craig Barnett
SID: Bettiann Michalik

BELLARMINE
Louisville, KY 40205-0671 II

Coach: David Smith, Indiana St. 1969

2006-07 RESULTS (19-11)

76	Slippery Rock ■	56
100	Fayetteville St. ■	63
94	Kentucky St. ■	59
64	Grand Valley St.	62
61	SIU Edwardsville ■	71
64	Quincy ■	44
85	Northern Ky. ■	78
75	Saginaw Valley	79
54	Christian Bros.	51
63	Hillsdale †	54
84	Findlay	58
57	Lewis	76
69	Wis.-Parkside	86
67	Mo.-St. Louis ■	49
74	Mo.-Rolla ■	68
68	Southern Ind.	61
58	Ky. Wesleyan	67
96	St. Joseph's (Ind.) ■	78
77	Indianapolis ■	68
87	Rockhurst	70
76	Drury	92
73	Wis.-Parkside ■	60
70	Lewis ■	79
76	Ky. Wesleyan ■	56
64	Northern Ky.	76
52	Indianapolis	66
92	St. Joseph's (Ind.)	57
68	SIU Edwardsville †	55
60	Lewis †	66
62	Lewis	82

Nickname: Knights
Colors: Scarlet & Silver
Arena: Knights Hall
Capacity: 3,000; Year Built: 1960
AD: Scott Wiegandt
SID: Nels Popp

BELMONT
Nashville, TN 37212-3757 I

Coach: Tony Cross, Belmont 1974

2006-07 RESULTS (25-7)

43	Purdue	67
80	A&M-Corpus Christi ■	67
67	Mississippi St.	60
52	California †	69
67	Fla. Atlantic †	65
68	Eastern Ky. ■	61
76	North Fla. ■	48
72	Jacksonville ■	58
72	Radford ■	64
51	Louisville	80
51	Alabama	52
62	Kennesaw St.	49
78	East Tenn. St.	69
73	Stetson ■	47
61	Mercer ■	38
79	IPFW ■	74
72	Lipscomb	55
77	Gardner-Webb	52
61	Campbell	54
69	East Tenn. St. ■	66
86	Kennesaw St. ■	75
65	Mercer	69
72	Stetson	56
67	Lipscomb ■	53
57	Campbell ■	34
54	Gardner-Webb ■	51
58	Jacksonville	65
68	North Fla.	43
64	Mercer †	52
57	Gardner-Webb †	48
69	East Tenn. St. †	57
36	Georgia †	53

Nickname: Bruins
Colors: Red, White & Navy Blue
Arena: Curb Event Center
Capacity: 5,000; Year Built: 2003
AD: Michael D. Strickland
SID: Kenisha Rhone

BELMONT ABBEY
Belmont, NC 28012-1802 II

Coach: Katie Pate, Coker 1998

2006-07 RESULTS (13-15)

63	Livingstone	52
53	Wingate †	80
45	Johnson C. Smith	62
81	Erskine ■	61
80	North Greenville ■	73
71	Pfeiffer	74
61	Anderson (S.C.)	69
71	West Virginia St. ■	59
63	Converse ■	72
51	Limestone ■	68
66	Lees-McRae ■	50
55	St. Andrews	69
71	Coker ■	28
56	Mount Olive	58
56	Queens (N.C.)	41
58	Barton ■	64
59	Pfeiffer ■	73
66	Erskine	37
62	Coker	80
73	Lees-McRae	76
83	Limestone	71
51	St. Andrews ■	58
51	Barton	54
73	Anderson (S.C.) ■	55
69	Mount Olive ■	57
78	Queens (N.C.) ■	56
68	Queens (N.C.) ■	49
58	Anderson (S.C.)	84

Nickname: Crusaders
Colors: Red & White
Arena: The Wheeler Center
Capacity: 2,500; Year Built: 1971
AD: Eliane Kebbe
SID: Chris Poore

BELOIT

Beloit, WI 53511-5595 III

Coach: Don Adams, Maine

2006-07 RESULTS (11-12)

60 Coe † 33
49 Colorado Col. † 55
73 Dominican (Ill.) ■ 61
70 Lake Forest ■ 83
68 Illinois Col. ■ 63
46 Carroll (Wis.) 62
56 Cornell College 60
59 Judson (Ill.) ■ 67
64 Lakeland ■ 39
57 St. Norbert ■ 83
55 Lawrence 61
70 Monmouth (Ill.) 67
57 Grinnell 56
88 Knox ■ 43
83 Monmouth (Ill.) ■ 68
69 Milwaukee Engr. ■ 58
70 Ripon ■ 65
46 Carroll (Wis.) ■ 64
48 Lake Forest 59
69 Illinois Col. 71
62 St. Norbert 54
55 Lawrence ■ 71
56 Ripon 77

Nickname: Buccaneers
Colors: Navy Blue & Gold
Arena: Flood Arena
Capacity: 2,250; Year Built: 1986
AD: Kim Chandler
SID: Terry Owens

BEMIDJI ST.

Bemidji, MN 56601-2699 II

Coach: Mike Curfman, Concordia-M'head

2006-07 RESULTS (14-14)

76 Augustana (S.D.) † 92
67 Minn. St. Mankato 76
72 Minn. Duluth 73
79 St. Cloud St. † 69
76 Wayne St. (Neb.) 68
76 Southwest Minn. St. 66
82 Concordia-St. Paul ■ 74
78 Minn. St. Moorhead ■ 83
88 Mayville St. ■ 83
59 North Dakota ■ 86
90 Wis.-Platteville ■ 51
69 Minn.-Crookston 56
57 Mary 60
68 Northern St. 84
86 Minn. St. Mankato ■ 83
66 Winona St. ■ 67
79 Upper Iowa ■ 66
80 Southwest Minn. St. ■ 68
80 Wayne St. (Neb.) ■ 73
48 Minn. St. Moorhead 69
68 Concordia-St. Paul 90
88 Minn.-Crookston ■ 61
71 Minn. Duluth ■ 69
73 Northern St. ■ 86
83 Mary ■ 90
74 Upper Iowa 59
64 Winona St. 71
56 Northern St. 72

Nickname: Beavers
Colors: Kelly Green & White
Arena: BSU Gymnasium
Capacity: 2,000; Year Built: 1959
AD: Rick Goeb
SID: Brad Folkestad

BENEDICT

Columbia, SC 29204 II

Coach: Felicia Jenkins, Claflin

2006-07 RESULTS (20-11)

70 Voorhees ■ 56
60 North Greenville 64
31 Fla. Gulf Coast 84
77 Lane 62
53 Kentucky St. 71
49 Tusculum 82
82 North Greenville ■ 73
53 Henderson St. 67
62 Ark.-Monticello † 66
63 Miles 53
64 LeMoyne-Owen 50
66 Clark Atlanta ■ 61
68 Lane ■ 56
75 Kentucky St. ■ 73
71 Albany St. (Ga.) 51
49 Fort Valley St. 56
78 Miles ■ 57
60 LeMoyne-Owen ■ 46
68 Paine ■ 49
71 Tuskegee ■ 62
56 Stillman ■ 42
67 Clark Atlanta 62
57 Paine 64
70 Tuskegee 60
43 Stillman 50
71 Albany St. (Ga.) ■ 70
50 Fort Valley St. ■ 59
65 LeMoyne-Owen † 53
59 Albany St. (Ga.) † 53
75 Fort Valley St. † 56
49 Fla. Gulf Coast 78

Nickname: Lady Tigers
Colors: Purple & Gold
AD: Willie Washington
SID: Derrick Johnson

BENEDICTINE (ILL.)

Lisle, IL 60532-0900 III

Coach: Paul Nelson, Benedictine (Ill.) 1993

2006-07 RESULTS (20-8)

60 Wis.-Stout † 86
48 Carroll (Wis.) 66
66 Rockford ■ 55
67 Concordia Chicago 62
81 Elmhurst ■ 45
59 Concordia (Wis.) 76
62 Lakeland ■ 48
70 Alverno 46
58 Milwaukee Engr. 57
68 Judson (Ill.) 60
73 Concordia Chicago ■ 72
59 Wis. Lutheran 68
59 Clarke ■ 39
85 Maranatha Baptist ■ 70
62 Marian (Wis.) 66
69 Edgewood ■ 59
60 Dominican (Ill.) ■ 55
57 Aurora 78
50 Rockford 40
73 Alverno ■ 46
74 Concordia (Wis.) ■ 78
50 Lakeland 29
76 Wis. Lutheran ■ 54
77 Maranatha Baptist 47
63 Edgewood 57
67 Lakeland ■ 47
68 Aurora 63
50 Concordia (Wis.) 65

Nickname: Eagles
Colors: Red & White
Arena: Rice Center
Capacity: 2,000; Year Built: 1976
AD: To be named
SID: Dave Beyer

BENTLEY

Waltham, MA 02154-4705 II

Coach: Barbara Stevens, Bridgewater St. 1976

2006-07 RESULTS (23-8)

66 Bridgeport ■ 53
67 Bloomfield ■ 48
53 Southern Conn. St. ■ 55
61 Mass.-Lowell 48
52 American Int'l 64
62 Assumption ■ 50
62 Bryant ■ 60
55 Stonehill 57
79 Merrimack 67
48 St. Michael's ■ 40
82 Adelphi † 53
68 Shippensburg † 61
46 Southern Conn. St. 64
67 Southern N.H. ■ 51
72 Franklin Pierce ■ 61
51 Le Moyne 48
57 St. Anselm ■ 44
56 St. Rose 65
65 Pace 62
65 Holy Family ■ 62
73 Merrimack ■ 45
51 Bryant 63
67 St. Michael's 54
76 Stonehill ■ 49
64 American Int'l ■ 45
71 Mass.-Lowell ■ 56
65 Assumption 48
49 Stonehill ■ 50
58 Stonehill † 55
69 Pace † 61
49 Southern Conn. St. 59

Nickname: Falcons
Colors: Blue & Gold
Arena: Charles A. Dana Center
Capacity: 2,600; Year Built: 1973
AD: Robert DeFelice
SID: Dick Lipe

BETHANY (W.V.)

Bethany, WV 26032-0417 III

Coach: Rebecca Upton, Westminster (Pa.) 2000

2006-07 RESULTS (9-18)

48 Ohio Northern † 82
82 La Roche † 65
49 Denison 66
71 Albion † 85
56 Olivet † 82
57 Capital ■ 85
72 Franciscan ■ 28
63 Chatham 38
76 Thiel ■ 75
38 Case Reserve ■ 67
61 Grove City ■ 55
44 Thomas More 62
51 Wash. & Jeff. ■ 70
67 Carnegie Mellon ■ 66
69 Waynesburg 74
47 Westminster (Pa.) ■ 73
56 St. Vincent 80
73 Thiel 76
74 Frostburg St. 83
49 Thomas More ■ 70
79 Grove City 69
83 Waynesburg ■ 65
54 Wash. & Jeff. 67
72 St. Vincent ■ 73
49 Westminster (Pa.) 65
65 Waynesburg ■ 61
49 Thomas More 62

Nickname: Bison
Colors: Kelly Green & White
Arena: Hummel Field House
Capacity: 800; Year Built: 1948
AD: Kosmas Mouratidis
SID: Brian Rose

BETHEL (MINN.)

St. Paul, MN 55112-6999 III

Coach: Jon Herbrechtsmeyer, Gust. Adolphus 1992

2006-07 RESULTS (12-13)

66 Minn.-Morris 83
65 St. Catherine ■ 74
80 Hamline 58
66 Gust. Adolphus ■ 81
68 Carleton ■ 69
58 Wis.-Eau Claire † 60
66 Manchester † 57
49 St. Benedict ■ 70
38 St. Thomas (Minn.) ■ 63
60 St. Olaf 54
77 Concordia-M'head ■ 87
68 Macalester 50
53 St. Mary's (Minn.) 42
90 Augsburg ■ 48
55 St. Catherine 74
84 Hamline ■ 67
55 Gust. Adolphus 72
62 Carleton 71
47 St. Benedict 73
55 St. Thomas (Minn.) 57
62 St. Olaf ■ 57
67 Concordia-M'head 66
63 Macalester ■ 51
65 St. Mary's (Minn.) ■ 56
85 Augsburg 77

Nickname: Royals
Colors: Blue & Gold
Arena: Robertson Center
Capacity: 2,000; Year Built: 1971
AD: Robert Bjorklund
SID: Dan Berglund

BETHUNE-COOKMAN

Daytona Beach, FL 32114-3099 I

Coach: Francis Simmons, Voorhees 1971

2006-07 RESULTS (5-25)

60 Stetson ■ 55
23 La.-Lafayette † 86
47 Mercer † 48
46 Charleston So. 66
47 Florida A&M 94
57 North Fla. ■ 40
35 UCF ■ 62
51 Jacksonville ■ 57
50 Winston-Salem ■ 59
38 Coppin St. 61
40 Hampton ■ 67
66 Norfolk St. ■ 58
58 North Fla. 42
62 N.C. A&T ■ 75
56 South Carolina St. ■ 77
59 Howard 81
36 Md.-East. Shore 44
43 Savannah St. 63
39 Delaware St. ■ 53
48 Hampton 62
53 Norfolk St. 77
44 Winston-Salem 49
61 N.C. A&T 73
55 South Carolina St. 68
73 Howard ■ 79
47 Md.-East. Shore 46
39 Delaware St. 73
58 Morgan St. ■ 63
55 Florida A&M ■ 71
46 Florida A&M † 59

Nickname: Wildcats
Colors: Maroon & Gold
Arena: Moore Gymnasium
Capacity: 3,000; Year Built: 1953
AD: Lynn W. Thompson
SID: Bryan J. Harvey

BINGHAMTON

Binghamton, NY 13902-6000 I

Coach: Richard Conover, Green Mountain 1987

2006-07 RESULTS (12-19)

53 Sacred Heart ■ 57
53 Winthrop † 40
44 Akron † 55
53 Fairleigh Dickinson ■ 49
45 Liberty ■ 62
49 La Salle 56
50 Canisius 62
49 Lehigh 70
40 Villanova ■ 59
79 Colgate 54
64 Bucknell 65
65 Syracuse ■ 68
59 Albany (N.Y.) ■ 63
60 Cornell 59
54 Maine ■ 49
50 UMBC 60
55 New Hampshire 58
64 Vermont ■ 55
64 Hartford 71
70 Boston U. ■ 64
57 Stony Brook 64
70 Albany (N.Y.) 60
56 Maine 59
68 UMBC ■ 65
77 Vermont 67
62 Stony Brook ■ 71
66 Hartford ■ 73
70 Boston U. 72
66 New Hampshire ■ 61
63 Boston U. ■ 58
46 Hartford ■ 56

Nickname: Bearcats
Colors: Green & Black
Arena: Events Center
Capacity: 5,142; Year Built: 2004
AD: Joel Thirer
SID: David O'Brian

BIRMINGHAM-SO.

Birmingham, AL 35254 I

Coach: Brad Hodge, Athens St. 1996

2006-07 RESULTS (8-22)

70 Southern Miss. ■ 60
68 Jacksonville St. 74
58 Alabama A&M 70
66 Samford 73
77 Centenary (La.) ■ 43
59 Alabama A&M ■ 74
62 Troy ■ 72
39 Oregon St. 82
85 Spring Hill ■ 47
66 Alabama 83
69 Alabama St. ■ 63
57 Tenn.-Martin † 74
63 Mississippi Val. † 65
80 Savannah St. 62
60 High Point ■ 70
54 Winthrop ■ 65
75 Charleston So. 59
42 Coastal Caro. 57
61 UNC Asheville ■ 72
86 Savannah St. ■ 87
52 Radford 85
44 Liberty 52
74 Charleston So. ■ 54
57 Coastal Caro. ■ 63
52 High Point 60
65 Winthrop 55
76 Radford ■ 80
66 Liberty ■ 79
58 UNC Asheville 86
58 Liberty † 70

Nickname: Panthers
Colors: Black & Gold
Arena: Bill Battle Coliseum
Capacity: 2,000; Year Built: 1981
AD: Joe Dean Jr.
SID: Sarah Barbee

BLACKBURN

Carlinville, IL 62626 III

Coach: Ricky Fritch, James Madison 1999

2006-07 RESULTS (3-22)

41 Robert Morris-Springfield 73
39 Washington-St. Louis 102
40 Monmouth (Ill.) 97
56 Knox 63
47 Eureka 53
53 Greenville ■ 83
38 Millikin 73
52 Ill. Wesleyan † 79
45 Fontbonne ■ 71
60 Maryville (Mo.) 97
46 Webster 53
54 Principia ■ 72
55 MacMurray 65
73 Westminster (Mo.) ■ 71
49 Lincoln Christian 60
42 Greenville 76
69 Eureka ■ 60
73 Southwestern (Ariz.) ■ 77
48 Fontbonne 88
57 Principia 60
51 Maryville (Mo.) ■ 107
56 Webster ■ 62
69 MacMurray ■ 76
82 Westminster (Mo.) 83
84 Lincoln Christian ■ 53

Nickname: Lady Beavers
Colors: Scarlet & Black
Arena: Dawes Gymnasium
Capacity: 500; Year Built: 1937
AD: Curtis Campbell
SID: Tom Emery

BLOOMFIELD

Bloomfield, NJ 07003 II

Coach: Jerry Wimberly, Savannah St. 1990

2006-07 RESULTS (15-12)

47 Southern N.H. 70
48 Bentley 67
77 Caldwell 73
84 Georgian Court ■ 58
64 Dominican (N.Y.) ■ 57
69 Philadelphia U. ■ 80
76 Goldey-Beacom 66
53 Phila. Sciences ■ 64
60 Tiffin † 43
50 Pitt.-Johnstown 62
73 Felician ■ 43
49 Holy Family 79
87 Post 51
64 Wilmington (Del.) ■ 59
81 Georgian Court 54
83 Caldwell ■ 76
53 Goldey-Beacom ■ 59
63 Nyack 38
63 Dominican (N.Y.) 75
53 Philadelphia U. 68
56 Phila. Sciences 71
72 Wilmington (Del.) † 56
65 Felician 52
83 Post ■ 71
73 Nyack ■ 54
53 Holy Family ■ 61
63 Phila. Sciences 73

Nickname: Deacons
Colors: Maroon & Gold
Arena: Bloomfield College Gymnasium
Capacity: 450; Year Built: 1958
AD: Sheila Wooten
SID: Gladstone Harris

BLOOMSBURG

Bloomsburg, PA 17815 II

Coach: Tammy Millsaps, VCU 1998

2006-07 RESULTS (7-20)

97 Penn St.-Hazleton ■ 49
64 Caldwell ■ 69
55 Dist. Columbia ■ 45
49 Central St. (Ohio) ■ 56
76 Columbia Union 58
56 Indiana (Pa.) ■ 59
72 Clarion ■ 61
59 Fairmont St. 63
61 Shippensburg 87
60 Lock Haven 72
47 Southern Conn. St. 72
49 California (Pa.) 90
71 Cheyney ■ 62
52 Slippery Rock ■ 67
54 Edinboro ■ 66
56 Millersville 68
47 Kutztown 53
58 East Stroudsburg ■ 79
53 Dist. Columbia 74
56 West Chester ■ 59
54 Mansfield 64
61 Cheyney 54
48 Millersville ■ 85
43 Kutztown ■ 55
47 East Stroudsburg 59
74 West Chester 87
72 Mansfield ■ 69

Nickname: Huskies
Colors: Maroon & Gold
Arena: E.H. Nelson Fieldhouse
Capacity: 3,000; Year Built: 1972
AD: Mary Gardner
SID: Tom McGuire

BLUEFIELD ST.

Bluefield, WV 24701-2198 II

Coach: Gary Brown, Bluefield St. 1979

2006-07 RESULTS (7-21)

60 King (Tenn.) ■ 57
78 Carlow ■ 58
79 Livingstone ■ 82
77 Bluefield Col. 82
53 Tusculum ■ 61
86 Bennett ■ 36
51 Mars Hill ■ 72
50 Livingstone 57
65 Charleston (W.V.) ■ 81
78 Alderson-Broaddus ■ 52
54 West Virginia St. 60
49 Glenville St. ■ 87
72 West Va. Tech 83
51 Concord 70
81 West Va. Wesleyan ■ 80
41 Charleston (W.V.) 71
70 Fairmont St. ■ 91
52 Shepherd ■ 67
69 Wheeling Jesuit 75
50 West Liberty St. 92
80 Davis & Elkins ■ 64
57 West Va. Wesleyan 78
65 Ohio Valley 76
56 West Virginia St. ■ 54
56 Salem Int'l 77
54 Glenville St. 82
36 Concord ■ 57
66 Wheeling Jesuit 73

Nickname: Lady Blues
Colors: Blue & Gold
Arena: Ned Shott Gymnasium
Capacity: 1,500; Year Built: 1969
AD: Terry W. Brown
SID: To be named

BLUFFTON

Bluffton, OH 45817-2104 III

Coach: Chad Shutler, Heidelberg 1997

2006-07 RESULTS (6-19)

54 Siena Heights ■ 59
63 Ursuline ■ 73
68 Oberlin 76
57 Muskingum ■ 87
72 Tri-State 76
68 Franklin 91
53 Defiance 65
56 Rose-Hulman 81
71 Case Reserve 90
83 Marygrove ■ 80
67 Earlham 66
56 Adrian ■ 82
63 Transylvania 79
56 Anderson (Ind.) ■ 59
55 Manchester ■ 68
81 Hanover ■ 71
67 Mt. St. Joseph ■ 44
78 Franklin ■ 70
55 Rose-Hulman ■ 60
51 Defiance ■ 60
56 Anderson (Ind.) 68
51 Manchester 76
63 Transylvania ■ 82
60 Mt. St. Joseph 65
53 Hanover 35

Nickname: Beavers
Colors: Royal Purple & White
Arena: Founders Hall
Capacity: 1,500; Year Built: 1952
AD: Phill Talavinia
SID: Bill Hanefeld Jr.

BOISE ST.

Boise, ID 83725-1020 I

Coach: Gordy Presnell, Northwest Nazarene 1983

2006-07 RESULTS (24-9)

73 UC Davis ■ 56
72 Portland ■ 62
65 Santa Clara ■ 67
56 Oregon 47
70 Pittsburgh † 71
66 Utah Valley St. 81
47 San Diego ■ 29
70 Denver ■ 65
58 UC Davis 56
80 San Francisco 58
76 UNLV 63
64 Purdue † 80
86 Idaho St. ■ 78
80 Utah St. 70
68 Nevada ■ 65
66 New Mexico St. 52
68 Louisiana Tech 47
62 Hawaii 53
80 Utah St. ■ 38
85 Idaho ■ 55
77 New Mexico St. ■ 59
63 Louisiana Tech ■ 79
70 Idaho 40
82 San Jose St. ■ 59
61 Fresno St. 69
60 San Jose St. 68
70 Nevada 81
69 Fresno St. ■ 63
66 Hawaii ■ 56
81 San Jose St. † 64
68 Fresno St. † 59
49 New Mexico St. 46
67 George Washington † 76

Nickname: Broncos
Colors: Blue & Orange
Arena: Taco Bell Arena
Capacity: 12,400; Year Built: 1982
AD: Gene Bleymaier
SID: Doug Link

BOSTON COLLEGE

Chestnut Hill, MA 02467-3861 I

Coach: Cathy Inglese, Southern Conn. St. 1980

2006-07 RESULTS (13-16)

68 Sacred Heart ■ 46
68 Delaware ■ 60
87 N.C. Central ■ 44
72 Ohio St. 80
67 Central Conn. St. † 57
48 Vermont † 56
64 Fairfield ■ 58
53 Holy Cross 36
50 New Hampshire ■ 31
54 St. Joseph's 58
63 Maine ■ 34
81 Colgate ■ 55
58 Harvard ■ 68
70 Massachusetts † 64
53 Florida St. ■ 72
40 North Carolina St. ■ 58
63 Virginia 65
68 Miami (Fla.) 83
69 Clemson ■ 64
49 Georgia Tech 60
46 North Carolina St. 64
60 North Carolina ■ 82
39 Maryland 71
78 Miami (Fla.) ■ 65
52 Duke 73
56 Wake Forest 42
52 Virginia Tech ■ 67
60 Maryland ■ 76
54 Virginia Tech † 60

Nickname: Eagles
Colors: Maroon & Gold
Arena: Conte Forum
Capacity: 8,606; Year Built: 1988
AD: Gene DeFilippo
SID: Stephanie Tunnera

BOSTON U.

Boston, MA 02215 I

Coach: Kelly Greenberg, La Salle 1989

2006-07 RESULTS (15-15)

82 Rhode Island 66
68 UMKC 66
93 Northeastern 79
64 Canisius ■ 70
51 Connecticut 84
53 Arizona St. 75
65 Eastern Mich. † 59
60 Brown ■ 59
59 Delaware 79
77 Harvard ■ 63
83 St. John's (N.Y.) ■ 64
77 Dayton † 74
43 Duke † 71
58 UMBC 66
74 Vermont ■ 87
48 Stony Brook 69
72 Albany (N.Y.) ■ 64
73 Maine 78
67 New Hampshire ■ 57
64 Binghamton 70
42 Hartford ■ 57
74 UMBC ■ 57
61 Vermont 49
77 Stony Brook ■ 83
64 Albany (N.Y.) 53
63 Maine ■ 61
60 Hartford 64
66 New Hampshire 71
72 Binghamton ■ 70
58 Binghamton 63

Nickname: Terriers
Colors: Scarlet & White
Arena: Case Gym
Capacity: 1,800; Year Built: 1972
AD: Michael P. Lynch
SID: Brian Kelley

BOWDOIN

Brunswick, ME 04011 III

Coach: Stefanie Pemper, Idaho St. 1992

2006-07 RESULTS (29-2)

98 Smith ■ 51
76 New England 39
69 Wm. Paterson 55
86 Montclair St. 46
60 Southern Me. ■ 45
86 Rensselaer ■ 36
66 Colby-Sawyer 48
76 Colby ■ 40
64 Union (N.Y.) † 43
46 Norwich † 31
67 Emmanuel (Mass.) 58
71 Husson 54
65 Me.-Farmington 46
68 Williams ■ 58
56 Middlebury ■ 44
49 Maine Maritime ■ 51
81 Connecticut Col. 28
61 Wesleyan (Conn.) 58
74 Trinity (Conn.) 59
75 Amherst 47
58 Bates 50
78 Colby 32
60 Tufts ■ 41
78 Bates ■ 47
61 Trinity (Conn.) ■ 50
66 Williams ■ 46
64 Tufts ■ 48
74 Mount Holyoke ■ 57
77 Keene St. ■ 52
63 Rochester † 53
59 Mary Washington † 64

Nickname: Polar Bears
Colors: White
Arena: Morrell Gymnasium
Capacity: 2,000; Year Built: 1965
AD: Jeffrey H. Ward
SID: Jim Caton

BOWIE ST.

Bowie, MD 20715-9465 II

Coach: Douglas Robertson, Bowie St. 1995

2006-07 RESULTS (18-11)

58 Assumption † 46
52 St. Andrews † 45
59 Salem Int'l 56
79 Livingstone ■ 48
63 St. Paul's 75
58 St. Augustine's ■ 45
46 Fla. Gulf Coast 76
42 Valdosta St. † 61
80 Dist. Columbia 61
85 Virginia St. 42
82 N.C. Central ■ 58
82 Fayetteville St. 89
62 Shaw ■ 70
60 Johnson C. Smith 55
70 Livingstone 68
69 Virginia Union ■ 66
58 Johnson C. Smith ■ 50
69 Elizabeth City St. ■ 80
89 Fayetteville St. ■ 101
74 Virginia Union 70
53 St. Augustine's 44
39 Shaw 65
54 N.C. Central 75
56 St. Paul's ■ 67
70 Elizabeth City St. 65
64 Columbia Union 55
45 Virginia St. ■ 37
76 Fayetteville St. † 68
65 N.C. Central † 76

Nickname: Lady Bulldogs
Colors: Black & Gold
Arena: A.C. Jordan Arena
Capacity: 2,200; Year Built: 1973
AD: Derek Carter
SID: Gregory C. Goings

BOWLING GREEN

Bowling Green, OH 43403 I

Coach: Curt Miller, Baldwin-Wallace 1990

2006-07 RESULTS (31-4)

68 Detroit 37
81 Notre Dame 85
76 Albany (N.Y.) † 40
87 Fairleigh Dickinson † 56
86 Temple ■ 67
89 Oakland ■ 58
82 Indiana ■ 47
71 St. Bonaventure 46
46 Duke † 55
59 Texas-Arlington † 48
70 Delaware ■ 59
92 Robert Morris ■ 81
61 Akron 32
75 Buffalo ■ 42
74 Kent St. ■ 52
64 Ohio 55
64 Miami (Ohio) 56
70 Central Mich. ■ 50
90 Western Mich. 62
72 Eastern Mich. 55
72 Chicago St. 55
73 Toledo ■ 62
86 Ball St. ■ 76
85 Northern Ill. 76
91 Akron ■ 46
85 Buffalo 44
89 Kent St. 66
67 Ohio ■ 70
92 Miami (Ohio) ■ 62
71 Toledo † 62
71 Eastern Mich. † 57
67 Ball St. † 53
70 Oklahoma St. † 66
59 Vanderbilt † 56
49 Arizona St. † 67

Nickname: Falcons
Colors: Orange & Brown
Arena: Anderson Arena
Capacity: 4,700; Year Built: 1960
AD: Greg Christopher
SID: Mike Cihon

BRADLEY

Peoria, IL 61625 I

Coach: Paula Buscher, Missouri St. 1986

2006-07 RESULTS (12-19)

67 Chicago St. ■ 60
75 Eastern Ill. 92
73 Butler 85
90 Western Ill. ■ 77
61 SMU 80
72 San Jose St. † 56
73 Valparaiso 82
79 Loyola (Ill.) ■ 59
69 Ill.-Chicago 83
75 Northern Ill. ■ 85
41 Illinois ■ 57
47 UNI 74
63 Creighton 73
62 Drake 57
40 Southern Ill. ■ 64
67 Evansville ■ 65
60 Wichita St. 73
76 Missouri St. 68
50 Indiana St. ■ 63
47 Illinois St. 55
65 Creighton ■ 69
58 Drake ■ 51
50 Southern Ill. 55
82 Evansville 76
78 Missouri St. ■ 75
88 Wichita St. ■ 77
66 Illinois St. ■ 75
50 Indiana St. 86
55 UNI ■ 64
65 Missouri St. † 56
60 Illinois St. † 75

Nickname: Braves
Colors: Red & White
Arena: Robertson Field House
Capacity: 5,000; Year Built: 1949
AD: Kenneth E. Kavanagh
SID: Jim Rea

BRANDEIS

Waltham, MA 02454-9110 III

Coach: Carol Simon, Colby 1985

2006-07 RESULTS (20-6)

90 Regis (Mass.) ■ 37
68 St. Lawrence ■ 47
80 Wellesley ■ 27
77 Endicott ■ 34
73 Wheaton (Mass.) 72
60 Babson ■ 42
70 WPI ■ 51
67 Western New Eng. 48
57 Tufts 45
59 Rochester 69
71 Carnegie Mellon 42
64 Simmons 32
53 New York U. ■ 59
85 Case Reserve ■ 58
73 Emory ■ 59
50 Washington-St. Louis 69
57 Chicago 48
52 Chicago ■ 50
45 Washington-St. Louis ■ 51
74 Carnegie Mellon ■ 48
65 Rochester ■ 49
58 Emory 51
74 Case Reserve 61
73 New York U. 79
90 Me.-Farmington † 66
66 Emmanuel (Mass.) 71

Nickname: Judges
Colors: Blue & White
Arena: Red Auerbach Arena
Capacity: 2,500; Year Built: 1992
AD: Sheryl Sousa
SID: Adam Levin

BRIDGEPORT

Bridgeport, CT 06601 II

Coach: Mark McCaleb, Massachusetts 1989

2006-07 RESULTS (13-15)

53 Bentley 66
65 St. Anselm ■ 70
61 C.W. Post ■ 85
72 New Haven 78
79 Molloy ■ 71
57 St. Thomas Aquinas 60
57 Bryant 78
55 American Int'l 75
47 St. Anselm 58
69 Dominican (N.Y.) ■ 70
81 Queens (N.Y.) ■ 66
73 NYIT 61
82 Concordia (N.Y.) ■ 49
50 Adelphi 62
76 Mercy 68
56 Dowling 49
54 C.W. Post 58
62 New Haven ■ 91
59 Molloy 54
42 Assumption ■ 70
66 St. Thomas Aquinas ■ 56
68 Queens (N.Y.) 57
72 NYIT ■ 58
96 Concordia (N.Y.) 50
54 Adelphi ■ 59
85 Mercy ■ 55
67 Dowling ■ 52
50 St. Thomas Aquinas 59

Nickname: Purple Knights
Colors: Purple & White
Arena: Harvey Hubbell Gymnasium
Capacity: 2,000; Year Built: 1963

AD: Jay Moran
SID: Courtney Nogas

BRIDGEWATER (VA.)

Bridgewater, VA 22812-1599.....III

Coach: Jean Willi, Bridgewater (Va.) 1981

2006-07 RESULTS (17-9)

74 Averett.....42
66 Va. Wesleyan ■.....50
66 East. Mennonite.....46
78 Wash. & Lee ■.....56
92 Ferrum ■.....75
58 Siena Heights †.....44
41 George Fox †.....57
77 Randolph.....54
83 Hollins.....22
75 Lynchburg.....57
67 Roanoke ■.....69
85 Emory & Henry ■.....51
83 Guilford ■.....59
82 East. Mennonite ■.....71
60 Wash. & Lee.....65
65 Randolph-Macon.....70
74 Lynchburg ■.....66
81 Randolph ■.....36
81 Mary Washington ■.....89
61 Guilford.....41
61 Emory & Henry.....48
71 Randolph-Macon ■.....72
50 Va. Wesleyan.....65
65 Roanoke.....74
89 Hollins ■.....45
90 Roanoke †.....98

Nickname: Eagles
Colors: Cardinal & Vegas Gold
Arena: Nininger Hall
Capacity: 1,200; Year Built: 1957
AD: Curtis L. Kendall
SID: Steve Cox

BRIDGEWATER ST.

Bridgewater, MA 02325-9998.....III

Coach: Bridgett Casey, Bryant 1993

2006-07 RESULTS (14-11)

66 Me.-Farmington †.....75
91 Husson †.....93
93 Rhode Island Col.....76
83 Curry ■.....55
58 Babson.....67
76 Pine Manor ■.....49
84 Mass.-Dartmouth.....79
49 Endicott ■.....72
67 Mitchell.....55
49 Bates †.....57
65 Wheaton (Mass.) †.....67
70 Westfield St. ■.....56
82 Framingham St.....48
75 Mass. Liberal Arts ■.....46
78 Mass.-Boston.....82
69 Worcester St. ■.....60
63 Salem St.....56
59 Fitchburg St.....70
66 Westfield St.....70
95 Framingham St. ■.....63
68 Mass. Liberal Arts.....54
62 Worcester St.....56
54 Salem St. ■.....70
60 Fitchburg St. ■.....52
53 Salem St. †.....62

Nickname: Bears
Colors: Crimson & White
Arena: Adrian Tinsley Center
Capacity: 1,000; Year Built: 2002
AD: John C. Harper
SID: Mike Holbrook

BYU

Provo, UT 84602.....I

Coach: Jeff Judkins, Utah 1978

2006-07 RESULTS (23-10)

73 Idaho St. ■.....50
55 Stanford.....52
58 Baylor.....84
51 Fresno St.....61
77 Santa Clara ■.....63
66 Harvard.....51
43 Hartford.....60
60 New Mexico St.....43
55 Cal St. Northridge ■.....48
79 Weber St. ■.....42
71 Utah Valley St.....57
66 UC Riverside ■.....57
61 Oregon.....70
59 Air Force.....46
63 New Mexico.....59
55 Wyoming ■.....52
69 Colorado St. ■.....56
64 UNLV ■.....59
54 San Diego St.....49
54 Utah.....64
69 TCU ■.....65
70 Air Force ■.....40
75 New Mexico ■.....80
69 Wyoming.....62
67 Colorado St.....50
71 UNLV.....76
65 San Diego St. ■.....41
59 Utah ■.....55
48 TCU.....62
72 Air Force.....40
55 Utah †.....49
49 New Mexico †.....63
54 Louisville †.....80

Nickname: Cougars
Colors: Dark Blue & White
Arena: J. Willard Marriott Ctr.
Capacity: 22,700; Year Built: 1972
AD: Tom Holmoe
SID: Norma G. Collett

BYU-HAWAII

Laie, HI 96762-1294.....II

Coach: Wendy Anae

2006-07 RESULTS (13-12)

67 Oakland City ■.....77
79 Oakland City ■.....87
82 Hawaii Pacific ■.....66
46 Alas. Fairbanks.....57
54 Alas. Anchorage †.....85
60 Alas. Anchorage.....80
87 Chaminade ■.....82
73 Central Wash. ■.....75
53 Mo. Western St. †.....81
61 Catawba †.....76
86 Notre Dame de Namur ■.....69
59 Notre Dame de Namur ■.....64
74 Grand Canyon ■.....91
70 Chaminade.....64
81 Chaminade.....66
67 Hawaii Pacific.....65
76 Hawaii Pacific.....55
61 Hawaii-Hilo ■.....53
76 Hawaii-Hilo ■.....63
74 Chaminade ■.....47
67 Grand Canyon.....75
54 Grand Canyon.....89
72 Notre Dame de Namur.....55
67 Hawaii-Hilo.....38
76 Hawaii Pacific ■.....46

Nickname: Seasiders
Colors: Crimson, Gold & Gray
Arena: George Q. Cannon Activities Center
Capacity: 4,500
AD: A. Kenyon Wagner
SID: Scott Lowe

BROCKPORT ST.

Brockport, NY 14420-2989.....III

Coach: Michele Carron, Brockport St. 1986

2006-07 RESULTS (22-8)

51 Baruch †.....40
71 New Jersey City.....62
62 Fredonia St. ■.....48
62 Plattsburgh St.....46
59 Potsdam St.....42
73 York (N.Y.) ■.....23
59 William Smith ■.....72
60 Lycoming.....46
63 York (Pa.) †.....69
58 Roberts Wesleyan †.....37
68 St. John Fisher †.....50
75 Rochester †.....78
62 Oswego St.....47
43 Oneonta St.....48
60 Cortland St.....63
67 Oneonta St. ■.....53
75 New Paltz St. ■.....63
68 Geneseo St.....66
69 Fredonia St.....53
61 Oswego St. ■.....45
69 Buffalo St. ■.....60
77 Potsdam St. ■.....66
80 SUNYIT.....57
55 Cortland St. ■.....52
55 Geneseo St. ■.....61
64 Fredonia St. ■.....48
61 Oswego St. †.....66
76 Rochester Inst. ■.....49
61 Oswego St. ■.....55
60 William Smith ■.....68

Nickname: Golden Eagles
Colors: Green & Gold
Arena: Tuttle North Gym
Capacity: 3,000; Year Built: 1973
AD: Linda J. Case
SID: Kelly Vergin

BROOKLYN

Brooklyn, NY 11210.....III

Coach: Alex Lang, Albany (N.Y.)

2006-07 RESULTS (9-16)

36 Rowan.....81
60 Neumann †.....86
68 Purchase St. ■.....80
68 Polytechnic (N.Y.) ■.....66
66 Centenary (N.J.) ■.....90
63 Lincoln (Pa.) ■.....77
61 York (N.Y.).....38
60 Staten Island ■.....76
76 St. Elizabeth.....79
72 Yeshiva ■.....36
61 City Tech ■.....65
65 Hunter.....68
45 John Jay.....72
50 Baruch.....100
63 Lehman ■.....75
69 City Tech.....61
50 New Rochelle.....24
59 Medgar Evers.....70
69 York (N.Y.) ■.....65
47 Rutgers-Camden.....53
40 Staten Island.....52
54 St. Joseph's (Brkln) ■.....50
64 CCNY.....34
58 Medgar Evers ■.....53
63 John Jay †.....77

Nickname: Bridges
Colors: Maroon & Gold
Arena: Roosevelt Gymnasium
Capacity: 800; Year Built: 1935
AD: Bruce Filosa
SID: Alex Lang

BROWN

Providence, RI 02912.....I

Coach: Jean Marie Burr, New Hampshire 1977

2006-07 RESULTS (5-23)

53 Providence.....62
59 Army ■.....75
65 Fairfield ■.....75
70 Sacred Heart ■.....63
51 Maine.....62
49 St. John's (N.Y.) †.....73
53 Marist ■.....71
63 UC Davis ■.....72
66 Rhode Island ■.....62
59 Boston U.....60
52 San Diego St.....63
69 Georgia †.....82
37 Temple.....71
50 George Mason.....73
49 Yale.....69
67 Yale ■.....60
44 Dartmouth ■.....61
42 Harvard ■.....73
57 Penn.....66
51 Princeton.....69
59 Cornell ■.....68
57 Columbia ■.....54
41 Harvard.....67
53 Dartmouth.....75
72 Columbia.....69
36 Cornell.....41
49 Princeton ■.....55
56 Penn ■.....72

Nickname: Bears
Colors: Brown, Red & White
Arena: Pizzitola Center
Capacity: 2,800; Year Built: 1989
AD: Michael Goldberger
SID: Lyndsey Maurer

BRYANT

Smithfield, RI 02917-1284.....II

Coach: Mary Burke, Providence 1987

2006-07 RESULTS (19-10)

91 Queens (N.Y.) ■.....63
90 Felician ■.....35
63 St. Anselm ■.....48
58 Franklin Pierce.....75
80 Assumption ■.....76
68 Mass.-Lowell.....48
60 Bentley.....62
70 Southern N.H. ■.....76
56 Stonehill.....66
78 Bridgeport ■.....57
50 Barry.....65
65 Nova Southeastern †.....50
88 Merrimack.....51
83 St. Rose ■.....76
56 Assumption.....45
64 Pace ■.....75
66 Stonehill ■.....72
79 Southern N.H.....68
68 Le Moyne ■.....48
75 Mass.-Lowell ■.....48
73 St. Anselm.....68
63 Bentley ■.....51
78 Franklin Pierce ■.....65
45 American Int'l.....52
78 St. Michael's.....73
63 Southern Conn. St.....83
62 Merrimack ■.....58
58 St. Michael's ■.....53
73 St. Rose.....78

Nickname: Bulldogs
Colors: Black, Gold & White
Arena: Chace Wellness and Athletic Center
Capacity: 2,700; Year Built: 1971
AD: Bill Smith
SID: Jason Sullivan

BRYN MAWR

Bryn Mawr, PA 19010-2899 III

Coach: Katie Tarr, Swarthmore 2002

2006-07 RESULTS (6-19)

67	Hollins †	28
50	Notre Dame (Md.)	55
42	Muhlenberg ■	63
43	Gettysburg ■	67
41	Mount Holyoke †	49
54	Wellesley †	55
58	St. Joseph (Conn.) †	40
35	Ursinus	71
50	Swarthmore	60
40	Johns Hopkins ■	62
39	Gettysburg	75
40	Dickinson ■	58
49	McDaniel ■	84
59	Cedar Crest	48
31	Johns Hopkins	70
53	Swarthmore ■	50
47	Haverford	52
46	Washington (Md.)	82
36	Ursinus ■	56
47	Frank. & Marsh. ■	45
49	Muhlenberg	78
49	Lincoln (Pa.) ■	61
28	Dickinson	82
66	Haverford ■	51
42	McDaniel	60

Nickname: Owls
Colors: Yellow & White
Arena: Schwartz Gymnasium
Capacity: 1,500; Year Built: 1983
AD: Jody Law
SID: Jacob Mullins

BUCKNELL

Lewisburg, PA 17837 I

Coach: Kathy Fedorjaka, Fairfield 1990

2006-07 RESULTS (20-11)

85	Hampton ■	77
56	St. Joseph's	63
71	Columbia	53
51	Michigan St.	68
73	Cornell ■	59
67	Monmouth †	53
40	Richmond †	58
54	St. Bonaventure ■	48
38	Marist ■	57
53	Delaware St.	42
50	Coppin St.	64
65	Binghamton ■	64
79	Siena	67
51	Buffalo ■	69
44	Iona ■	45
67	Navy ■	47
70	American ■	62
63	Holy Cross	50
63	Lafayette	68
74	Colgate	48
64	Lehigh ■	37
59	Army ■	55
76	Navy	66
70	American	57
63	Holy Cross ■	37
53	Lafayette ■	39
64	Colgate ■	32
63	Lehigh	53
57	Army	61
62	Colgate †	69
54	Hartford	70

Nickname: Bison
Colors: Orange & Blue
Arena: Sojka Pavilion
Capacity: 4,000; Year Built: 2003
AD: John P. Hardt
SID: Todd Merriett

BUENA VISTA

Storm Lake, IA 50588-9990 III

Coach: Janet Berry, Iowa St. 1985

2006-07 RESULTS (17-10)

71	Wittenberg †	88
83	Kalamazoo †	52
73	St. Olaf ■	51
92	Neb. Wesleyan	83
68	Luther	76
78	Martin Luther	52
75	Dordt	69
80	Tri-State †	72
62	Mt. Mercy †	74
71	Wartburg †	58
84	Simpson ■	79
56	Coe ■	74
65	Central (Iowa)	74
72	Loras ■	80
69	Wartburg	60
88	Dubuque ■	71
69	Cornell College	51
62	Wartburg ■	58
97	Central (Iowa) ■	81
83	Coe	78
55	Simpson	90
65	Cornell College ■	60
67	Luther ■	78
63	Dubuque	51
63	Loras	69
91	Wartburg ■	85
44	Luther	56

Nickname: Beavers
Colors: Navy Blue & Gold
Arena: Siebens Fieldhouse
Capacity: 3,000; Year Built: 1969
AD: Jan Travis
SID: Nick Huber

BUFFALO

Buffalo, NY 14260 I

Coach: Linda Hill-MacDonald, West Chester 1970

2006-07 RESULTS (10-19)

58	Canisius	74
61	Detroit	73
61	Manhattan †	45
67	St. Bonaventure †	59
44	Youngstown St.	78
55	Holy Cross ■	69
47	Cleveland St.	55
70	Niagara ■	59
61	Albany (N.Y.) ■	35
67	Massachusetts ■	72
50	Southeast Mo. St. ■	61
69	Bucknell	51
59	Miami (Ohio) ■	72
42	Bowling Green	75
66	Ohio	69
64	Akron ■	58
69	Kent St. ■	72
77	Toledo	85
56	Eastern Mich.	69
53	Northern Ill. ■	58
44	Ball St. ■	59
61	Western Mich. ■	48
90	Central Mich.	80
68	Miami (Ohio)	71
44	Bowling Green ■	85
61	Ohio ■	47
65	Akron	59
47	Kent St.	62
49	Toledo †	64

Nickname: Bulls
Colors: Royal Blue & White
Arena: Alumni Arena
Capacity: 6,100; Year Built: 1982
AD: Warde Manuel
SID: Brian Wolff

BUFFALO ST.

Buffalo, NY 14222-1095 III

Coach: Susan Roarke, Keuka 1995

2006-07 RESULTS (7-18)

81	Hilbert ■	38
70	Medaille ■	78
60	St. John Fisher	64
62	Morrisville St. ■	47
52	Oneonta St.	59
58	New Paltz St.	60
57	Lycoming †	53
66	Elmira	83
40	Defiance	57
61	Anderson (Ind.) †	62
57	Cortland St.	76
64	SUNYIT ■	61
64	Oswego St. ■	66
65	Ithaca	78
81	Potsdam St. ■	86
53	Plattsburgh St. ■	47
66	Geneseo St. ■	69
54	Plattsburgh St.	53
53	SUNYIT	60
72	Fredonia St.	84
60	Brockport St.	69
60	Cortland St. ■	68
67	New Paltz St. ■	72
60	Fredonia St. ■	51
74	Oswego St.	101

Nickname: Bengals
Colors: Orange & Black
Arena: Sports Arena
Capacity: 3,500; Year Built: 1991
AD: Jerry S. Boyes
SID: Jeff Ventura

BUTLER

Indianapolis, IN 46208-3485 I

Coach: Beth Couture, Erskine 1984

2006-07 RESULTS (16-15)

47	Illinois	65
85	Bradley ■	73
53	UC Riverside †	65
61	Air Force †	62
53	Ohio	84
58	IUPUI ■	53
65	Ball St. ■	97
68	Evansville	80
38	Purdue ■	81
77	Louisville	80
85	Tennessee St.	57
66	Cleveland St.	57
80	Youngstown St.	56
71	Wright St.	76
64	Ill.-Chicago ■	70
79	Loyola (Ill.) ■	73
59	Detroit	51
75	IPFW	82
64	Green Bay ■	81
81	Milwaukee ■	74
68	Wright St. ■	56
71	Loyola (Ill.)	67
70	Ill.-Chicago	76
77	Detroit ■	64
74	Milwaukee	59
70	Green Bay	84
59	Youngstown St. ■	45
83	Cleveland St. ■	79
77	Youngstown St. ■	60
88	Ill.-Chicago †	83
64	Green Bay	91

Nickname: Bulldogs
Colors: Blue & White
Arena: Hinkle Fieldhouse
Capacity: 11,043; Year Built: 1928
AD: Barry Collier
SID: Chris Urban

C.W. POST

Brookville, NY 11548 II

Coach: Sharrona Reaves, Alabama 1994

2006-07 RESULTS (18-12)

74	St. Rose	85
36	Franklin Pierce †	62
62	St. Michael's	76
85	Bridgeport	61
56	Molloy	53
46	Dowling ■	55
84	Queens (N.Y.)	61
48	Southern Conn. St. ■	66
76	Concordia (N.Y.) ■	46
63	Pace	79
64	Southern N.H. †	62
57	Le Moyne	59
82	St. Thomas Aquinas	68
66	New Haven ■	70
71	Mercy ■	56
61	Adelphi	50
70	NYIT	60
58	Bridgeport ■	54
63	Molloy ■	71
50	Dowling	47
59	Queens (N.Y.) ■	64
105	Concordia (N.Y.)	56
78	St. Thomas Aquinas ■	50
75	New Haven	82
99	Mercy	74
62	Adelphi ■	55
71	NYIT ■	46
63	NYIT ■	58
72	Adelphi †	58
74	New Haven †	75

Nickname: Pioneers
Colors: Green & Gold
Arena: Pratt Recreation Center
Capacity: 3,000; Year Built: 2002
AD: Bryan Collins
SID: Tom Emberley

CABRINI

Radnor, PA 19087-3698 III

Coach: Bobbi Morgan, Richmond 1985

2006-07 RESULTS (19-9)

82	Penn St.-Berks ■	36
48	Richard Stockton	31
54	Chestnut Hill ■	55
65	Marywood	21
49	Wesley	38
68	DeSales ■	75
54	King's (Pa.)	50
78	Albright ■	71
53	Delaware Valley	67
76	Arcadia ■	44
66	Eastern	41
65	Rosemont ■	44
53	Dickinson	57
66	Gwynedd-Mercy ■	78
70	Neumann ■	61
76	Cedar Crest	40
64	Immaculata ■	49
51	Misericordia	55
79	Wesley ■	44
75	Alvernia ■	79
68	Rosemont	46
62	Eastern ■	37
40	Immaculata	34
64	Neumann	50
60	Goucher	50
72	Alvernia ■	56
61	Gwynedd-Mercy	68
57	Wash. & Jeff.	69

Nickname: Lady Cavaliers
Colors: Royal Blue & White
Arena: Sacred Heart Gymnasium
Capacity: 750; Year Built: 1958
AD: Leslie Danehy
SID: Rich Schepis

CALDWELL

Caldwell, NJ 07006-6195 II

Coach: Linda Cimino, Adelphi 2001

2006-07 RESULTS (10-17)

69	Bloomsburg	64
60	Lock Haven †	65
44	Neb.-Omaha	86
62	Minn. St. Mankato †	73
73	Bloomfield ■	77
84	Felician ■	53
66	Dominican (N.Y.)	78
82	Phila. Sciences	72
66	Wilmington (Del.) ■	84
71	Georgian Court ■	68
66	Adelphi ■	62
55	Holy Family	77
79	Philadelphia U. ■	71
64	Goldey-Beacom	80
63	Nyack	61
76	Post ■	72
73	Wilmington (Del.)	80
76	Bloomfield	83
43	Phila. Sciences ■	68
68	Felician	51
63	Dominican (N.Y.) ■	67
69	Georgian Court	72
60	Holy Family ■	76
69	Post	74
61	Philadelphia U.	74
81	Nyack ■	64
51	Goldey-Beacom ■	67

Nickname: Cougars
Colors: Scarlet & Gold
Arena: George R. Newman Center
Capacity: 1,800; Year Built: 2002
AD: Mark A. Corino
SID: Matthew McLagan

CALIFORNIA

Berkeley, CA 94720 I

Coach: Joanne Boyle, Duke 1985

2006-07 RESULTS (23-9)

71	St. Mary's (Cal.) ■	56
88	Florida †	60
72	Pepperdine	54
69	Belmont †	52
55	Vanderbilt	67
96	Harvard ■	54
81	Arkansas St. ■	62
77	Fresno St. ■	62
73	Kansas	65
68	UCLA	77
62	Southern California	53
58	Arizona St. ■	74
65	Arizona ■	48
65	Rhode Island ■	53
44	Stanford ■	69
55	Washington St.	48
72	Washington	49
63	Oregon St. ■	57
65	Oregon ■	56
54	Arizona St.	66
84	Arizona	64
58	UC Riverside ■	51
72	Stanford	57
76	Washington ■	79
72	Washington St. ■	45
42	Oregon	62
67	Oregon St.	61
86	Southern California ■	79
88	UCLA ■	69
63	Oregon †	51
53	Arizona St. †	60
59	Notre Dame †	62

Nickname: Golden Bears
Colors: Blue & Gold
Arena: Haas Pavilion
Capacity: 11,877; Year Built: 1999
AD: Sandy Barbour
SID: Debbie Rosenfeld-Caparaz

UC DAVIS

Davis, CA 95616-8674 II

Coach: Sandy Simpson, UC Davis 1981

2006-07 RESULTS (13-16)

56	Boise St.	73
70	Gonzaga	73
52	San Diego St.	59
74	San Fran. St. ■	40
63	Portland St.	73
56	Oregon St.	66
72	Brown	63
55	Syracuse †	75
56	Boise St. ■	58
59	Sacramento St. ■	55
67	Westmont ■	46
62	Lafayette ■	45
47	Long Beach St.	63
64	UC Irvine	62
61	South Dakota St. ■	78
78	Cal Poly ■	64
53	UC Santa Barb. ■	77
62	Cal St. Northridge	73
75	Pacific	61
55	UC Riverside ■	46
51	Cal St. Fullerton ■	60
60	Cal Poly	69
64	UC Santa Barb.	90
67	Pacific ■	39
69	Cal St. Northridge ■	68
63	UC Irvine ■	52
60	Long Beach St. ■	50
53	Cal St. Fullerton	62
59	UC Riverside	64

Nickname: Aggies
Colors: Yale Blue & Gold
Arena: The Pavilion
Capacity: 7,000; Year Built: 1977
AD: Greg Warzecka
SID: Mike Robles

UC IRVINE

Irvine, CA 92697-4125 I

Coach: Molly Tuter, Arizona St. 1998

2006-07 RESULTS (6-24)

60	Eastern Wash. ■	80
61	New Mexico St.	47
51	UTEP	64
50	Fresno St.	81
66	Nebraska ■	80
79	Loyola Marymount ■	59
62	UCLA ■	66
46	Arizona St. ■	75
68	Nevada	69
50	UNLV	74
69	Army ■	83
72	Fairfield ■	78
62	UC Davis ■	64
84	Cal Poly	73
67	UC Santa Barb.	86
89	Utah Valley St. ■	75
60	Cal St. Northridge ■	76
76	Pacific ■	64
52	UC Riverside	69
62	Cal St. Fullerton	76
53	Long Beach St.	54
62	Pacific	54
63	Cal St. Northridge	80
71	UC Santa Barb. ■	81
62	Cal Poly ■	65
59	Cal St. Fullerton ■	77
62	UC Riverside ■	72
52	UC Davis	63
63	Long Beach St. ■	77
64	Long Beach St. †	76

Nickname: Anteaters
Colors: Blue & Gold
Arena: Bren Events Center
Capacity: 5,000; Year Built: 1987
AD: Robert S. Chichester
SID: Stacey Shackleford

UC RIVERSIDE

Riverside, CA 92521 I

Coach: John Margartis, Northeastern Ill. 1982

2006-07 RESULTS (21-11)

47	Oklahoma St.	77
53	San Diego	68
60	UCLA ■	70
65	Butler †	53
67	Alas. Anchorage	72
52	Wisconsin ■	50
43	Auburn †	51
73	Nevada	70
65	Pepperdine ■	51
52	Drake ■	39
70	Utah Valley St.	69
57	BYU	66
70	UC Santa Barb. ■	57
75	Cal Poly ■	65
58	Pacific	50
60	Cal St. Northridge	69
64	Cal St. Fullerton ■	48
69	UC Irvine ■	52
58	Long Beach St. ■	43
46	UC Davis	55
51	California	58
80	Cal St. Fullerton	73
81	Cal St. Northridge ■	70
58	Pacific ■	51
52	Long Beach St.	45
72	UC Irvine	62
58	Cal Poly	64
62	UC Santa Barb.	54
64	UC Davis ■	59
59	Long Beach St. †	53
70	UC Santa Barb. †	67
50	Arizona St. †	57

Nickname: Highlanders
Colors: Blue & Gold
Arena: UCR Student Rec. Center
Capacity: 3,168; Year Built: 1994
AD: Stanley M. Morrison
SID: Mark Dodson

UC SAN DIEGO

La Jolla, CA 92093-0531 II

Coach: Janell Jones, Okla. Christian 1983

2006-07 RESULTS (27-5)

86	Northwest Nazarene	82
69	Cal St. Chico ■	79
97	Cal St. Stanislaus ■	57
57	Cal St. Dom. Hills	50
60	Seattle Pacific †	70
83	Western Wash. †	64
87	Western N.M. ■	51
76	West Tex. A&M ■	71
77	Humboldt St.	65
76	Sonoma St.	70
68	Cal St. L.A.	36
72	Cal St. Bakersfield	61
47	Cal St. San B'dino ■	60
78	Cal Poly Pomona ■	54
91	San Fran. St.	71
81	Cal St. Monterey Bay	64
76	Cal St. Stanislaus	48
80	Cal St. Chico	63
68	Cal St. Dom. Hills ■	64
66	Sonoma St. ■	59
66	Humboldt St. ■	55
58	Cal St. Bakersfield ■	69
86	Cal St. L.A. ■	47
75	Cal Poly Pomona	62
68	Cal St. San B'dino	51
82	Cal St. Monterey Bay ■	68
83	San Fran. St. ■	61
78	Western Wash. ■	45
66	Alas. Anchorage ■	51
80	Cal St. Chico ■	63
71	Glenville St. †	61
53	Southern Conn. St. †	67

Nickname: Tritons
Colors: Blue & Gold
Arena: RIMAC Arena
Capacity: 5,000; Year Built: 1995
AD: Earl W. Edwards
SID: David Wahlstrom

UC SANTA BARB.

Santa Barbara, CA 93106-5200 I

Coach: Mark French, UC Santa Barb. 1973

2006-07 RESULTS (19-14)

88	Portland St. ■	73
62	UCLA	87
77	Oregon ■	85
66	Louisville ■	72
55	North Carolina St. ■	64
44	Maryland	105
51	Richmond	49
62	Weber St. ■	57
58	Loyola Marymount ■	63
78	Pepperdine	67
45	Michigan St. ■	69
57	UC Riverside	70
73	Cal St. Fullerton	71
71	Long Beach St. ■	60
86	UC Irvine ■	67
86	Utah Valley St. ■	58
77	UC Davis	53
68	Cal Poly	62
64	Cal St. Northridge ■	66
89	Pacific ■	55
59	Stanford ■	84
90	UC Davis ■	64
81	UC Irvine	71
69	Long Beach St.	55
68	Cal Poly ■	71
70	Cal St. Fullerton ■	64
54	UC Riverside ■	62
79	Pacific	67
90	Cal St. Northridge	79
57	Cal St. Fullerton †	52
67	UC Riverside †	70
75	San Diego	63
54	Oregon	70

Nickname: Gauchos
Colors: Blue & Gold
Arena: The Thunderdome
Capacity: 6,000; Year Built: 1979
AD: Gary A. Cunningham
SID: Ryan Hall

UC SANTA CRUZ

Santa Cruz, CA 95064 III

Coach: Nikki Turner, Cal St. Chico 1999

2006-07 RESULTS (10-17)

43	Whitworth ■	64
70	Cal Baptist ■	84
60	Dominican (Cal.) ■	67
43	Claremont-M-S †	56
58	Pomona-Pitzer †	51
61	Notre Dame de Namur ■	55
62	William Jessup ■	54
72	La Verne	86
40	Whittier	55
63	La Sierra	72
43	Redlands	73
46	Humboldt St.	82
57	Occidental †	73
59	Franklin †	66
55	Occidental ■	67
86	Fisher ■	35
45	Notre Dame de Namur	56
38	Chapman	48
68	Cal Maritime ■	51
53	William Jessup ■	47
63	Dallas	57
61	Colorado Col. †	58
57	Dominican (Cal.) ■	53
45	Menlo ■	48
66	Cal St. East Bay ■	59
56	Colorado Col. †	63

57 Neb. Wesleyan † 66

Nickname: Banana Slugs
Colors: Navy Blue & Gold
Arena: West Field House
Capacity: 300
AD: Linda Spradley
SID: Nikki Turner

CALIFORNIA (PA.)

California, PA 15419 II

Coach: Darcie Vincent, Duquesne 1992

2006-07 RESULTS (21-10)

58 Pittsburgh 71
70 West Va. Wesleyan ■ 61
73 Shepherd ■ 60
69 Wheeling Jesuit 63
81 Hillsdale † 90
68 Ashland 67
71 Cheyney 48
68 Salem Int'l ■ 56
48 Millersville ■ 55
65 West Chester ■ 61
69 Mansfield ■ 55
90 Bloomsburg ■ 49
58 Clarion 69
44 East Stroudsburg 60
65 Kutztown 61
67 Lock Haven ■ 55
62 Shippensburg ■ 58
50 Indiana (Pa.) 69
60 Slippery Rock ■ 58
59 Edinboro 77
67 Clarion ■ 61
74 Pitt.-Johnstown 60
68 Lock Haven 55
63 Indiana (Pa.) ■ 54
68 Shippensburg 79
70 Slippery Rock 67
67 Edinboro ■ 45
79 Shippensburg ■ 65
59 East Stroudsburg † 52
53 Indiana (Pa.) † 63
57 Anderson (S.C.) † 61

Nickname: Vulcans
Colors: Red & Black
Arena: Hamer Hall
Capacity: 2,500; Year Built: 1962
AD: Thomas G. Pucci
SID: Tom Byrnes

CAL LUTHERAN

Thousand Oaks, CA 91360-2787 III

Coach: Kristy Hopkins, Pepperdine 1991

2006-07 RESULTS (10-13)

55 Pacific Lutheran † 64
52 Puget Sound 87
58 Chapman 60
68 La Sierra ■ 57
67 Biola ■ 58
48 Albion ■ 73
43 Calvin ■ 81
70 Haverford ■ 41
48 Chapman ■ 66
55 Whittier ■ 47
49 Redlands 45
54 La Verne 55
73 Occidental ■ 65
68 Pomona-Pitzer ■ 50
70 Caltech 45
68 Claremont-M-S ■ 72
65 Whittier 67
53 Redlands ■ 58
66 La Verne ■ 67
62 Occidental 71
70 Pomona-Pitzer 63
65 Caltech ■ 43
52 Claremont-M-S 76

Nickname: Regals
Colors: Violet & Gold
Arena: Gilbert Arena
Capacity: 1,500; Year Built: 2006
AD: Daniel E. Kuntz
SID: Tracy Maple

CAL POLY

San Luis Obispo, CA 93407 I

Coach: Faith Mimnaugh, Loyola (Ill.) 1985

2006-07 RESULTS (14-14)

62 Nevada 76
68 Oregon St. ■ 65
54 Santa Clara 73
71 San Jose St. ■ 59
77 Portland 75
62 Loyola Marymount ■ 64
60 San Francisco ■ 38
68 San Diego St. 70
69 San Diego 74
77 Southern Miss. † 83
64 St. Mary's (Cal.) † 77
49 Cal St. Fullerton 64
65 UC Riverside 75
73 UC Irvine ■ 84
61 Long Beach St. ■ 50
64 UC Davis 78
62 UC Santa Barb. ■ 68
77 Pacific ■ 62
78 Cal St. Northridge ■ 72
69 UC Davis ■ 60
67 Long Beach St. 56
65 UC Irvine 62
71 UC Santa Barb. 68
64 UC Riverside ■ 58
75 Cal St. Fullerton ■ 64
60 Cal St. Northridge 67
72 Pacific 58
67 Long Beach St. † 70

Nickname: Mustangs
Colors: Green & Gold
Arena: Robert A. Mott Gymnasium
Capacity: 3,032; Year Built: 1960
AD: Alison Cone
SID: Chris Giovannetti

CAL POLY POMONA

Pomona, CA 91768 II

Coach: Michelle Fortier, Western Mich. 1994

2006-07 RESULTS (8-19)

49 Henderson St. † 62
91 Chaminade † 48
63 Sonoma St. ■ 57
55 Humboldt St. ■ 78
69 Azusa Pacific 81
67 Cal St. San B'dino ■ 49
49 Western Wash. † 82
47 Seattle Pacific † 64
59 San Fran. St. 66
48 Cal St. Monterey Bay 59
64 Cal St. Chico ■ 88
83 Cal St. Stanislaus ■ 67
63 Cal St. Dom. Hills 70
54 UC San Diego 78
71 Cal St. Bakersfield ■ 81
65 Cal St. L.A. ■ 53
60 Humboldt St. 73
33 Sonoma St. 49
53 Cal St. San B'dino 57
70 Cal St. Monterey Bay ■ 58
69 San Fran. St. ■ 74
78 Cal St. Stanislaus 62
53 Cal St. Chico 73
62 UC San Diego ■ 75
58 Cal St. Dom. Hills ■ 63
70 Cal St. L.A. 62
51 Cal St. Bakersfield 87

Nickname: Broncos
Colors: Green & Gold
Arena: Kellogg Gym
Capacity: 5,000; Year Built: 1966
AD: Brian Swanson
SID: Paul Helms

CAL ST. BAKERSFIELD

Bakersfield, CA 93311-1099 II

Coach: Tim La Kose, Cal St. Northridge 1991

2006-07 RESULTS (23-6)

106 Hawaii Pacific ■ 44
52 UNLV 60
86 San Fran. St. 54
74 Cal St. Monterey Bay 60
66 Houston 78
77 UTSA 66
63 San Diego 66
69 Cal St. Fullerton 61
68 Cal St. L.A. 48
61 Colorado 76
85 Cal St. Stanislaus 70
62 Cal St. Chico 70
69 Cal St. Dom. Hills ■ 54
61 UC San Diego ■ 72
66 Sonoma St. ■ 56
72 Humboldt St. ■ 45
81 Cal Poly Pomona 71
59 Cal St. San B'dino 51
106 Cal St. Monterey Bay ■ 54
81 San Fran. St. ■ 65
96 Cal St. L.A. ■ 47
83 Cal St. Chico ■ 50
103 Cal St. Stanislaus ■ 60
69 UC San Diego 58
77 Cal St. Dom. Hills 62
70 Humboldt St. 59
68 Sonoma St. 60
78 Cal St. San B'dino ■ 56
87 Cal Poly Pomona ■ 51

Nickname: Roadrunners
Colors: Blue & Gold
Arena: Rabobank Arena
Capacity: 10,000; Year Built: 1998
AD: Rudy Carvajal
SID: Kevin Gilmore

CAL ST. CHICO

Chico, CA 95929 II

Coach: Molly Goodenbour, Stanford 1993

2006-07 RESULTS (24-5)

77 Regis (Colo.) ■ 52
96 Cal St. Stanislaus ■ 63
79 UC San Diego 69
54 Cal St. Dom. Hills 73
61 Seattle Pacific † 56
90 Cal St. Stanislaus 60
80 St. Martin's ■ 50
100 Western Ore. ■ 49
79 Cal St. L.A. ■ 54
70 Cal St. Bakersfield ■ 62
88 Cal Poly Pomona 64
68 Cal St. San B'dino 49
80 San Fran. St. ■ 50
67 Cal St. Monterey Bay ■ 54
50 Sonoma St. 49
82 Humboldt St. 90
53 Cal St. Dom. Hills ■ 48
63 UC San Diego ■ 80
50 Cal St. Bakersfield 83
74 Cal St. L.A. 55
82 Cal St. San B'dino ■ 55
73 Cal Poly Pomona ■ 53
93 Cal St. Monterey Bay 76
79 San Fran. St. 62
72 Humboldt St. ■ 50
71 Sonoma St. ■ 68
63 Cal St. San B'dino † 50
75 Seattle Pacific † 60
63 UC San Diego 80

Nickname: Wildcats
Colors: Cardinal & White
Arena: Art Acker Gym
Capacity: 1,997; Year Built: 1962
AD: Anita S. Barker
SID: Teresa Clements

CAL ST. DOM. HILLS

Carson, CA 90747 II

Coach: Van Girard, Long Beach St. 1977

2006-07 RESULTS (16-11)

74 Cal St. Stanislaus ■ 64
73 Cal St. Chico ■ 54
52 Azusa Pacific 77
84 Grand Canyon ■ 65
50 UC San Diego ■ 57
61 Notre Dame de Namur ■ 44
73 Minn.-Crookston † 53
56 Sonoma St. 51
70 Humboldt St. 81
54 Cal St. Bakersfield 69
66 Cal St. L.A. 50
70 Cal Poly Pomona ■ 63
46 Cal St. San B'dino ■ 61
66 Cal St. Monterey Bay 60
67 San Fran. St. 52
48 Cal St. Chico 53
49 Cal St. Stanislaus 51
64 UC San Diego 68
68 Humboldt St. ■ 59
59 Sonoma St. ■ 63
69 Cal St. L.A. ■ 41
62 Cal St. Bakersfield ■ 77
56 Cal St. San B'dino 38
63 Cal Poly Pomona 58
59 San Fran. St. ■ 50
83 Cal St. Monterey Bay ■ 56
48 Alas. Anchorage † 49

Nickname: Toros
Colors: Cardinal & Gold
Arena: Torodome
Capacity: 4,200; Year Built: 1974
AD: Patrick Guillen
SID: Brendan Dally

CAL ST. EAST BAY

Hayward, CA 94542 III

Coach: Sara Lillevand-Judd, UC Davis 1991

2006-07 RESULTS (7-19)

56 Caltech 40
59 Occidental 73
51 Redlands ■ 56
57 Baruch ■ 71
61 William Jessup 64
49 Pacific Union 30
62 Va. Wesleyan † 71
51 Benedictine (Kan.) † 82
39 Lewis & Clark † 52
52 Willamette † 66
56 Menlo ■ 64
52 Holy Names ■ 65
58 Dominican (Cal.) 67
55 Bethany (Cal.) ■ 58
70 Cal Maritime ■ 52
46 William Jessup ■ 61
107 Pacific Union ■ 23
55 Bethany (Cal.) 65
41 Menlo 68
81 Simpson (Cal.) ■ 63
61 Holy Names 75
63 Dominican (Cal.) ■ 79
59 UC Santa Cruz 66
78 Simpson (Cal.) 43
87 Cal Maritime 70
69 Cal Maritime ■ 81

Nickname: Pioneers
Colors: Red & White
Arena: Pioneer Gym
Capacity: 5,000; Year Built: 1967
AD: Debby De Angelis
SID: Marty Valdez

CAL ST. FULLERTON

Fullerton, CA 92834-6810 I

Coach: Maryalyce Jeremiah, Cedarville 1965

2006-07 RESULTS (16-16)

69	San Jose St.	52
62	Iowa St.	85
62	Nebraska	76
43	Drake	58
63	Montana St.	86
42	Texas-Arlington †	61
61	Fresno St. ■	56
74	UCLA ■	84
89	Colorado ■	77
75	Northern Colo. ■	63
36	San Diego	47
72	San Francisco ■	69
61	Cal St. Bakersfield ■	69
64	Cal Poly ■	49
71	UC Santa Barb. ■	73
78	Cal St. Northridge	73
53	Pacific	61
48	UC Riverside	64
68	Long Beach St. ■	57
76	UC Irvine ■	62
60	UC Davis	51
73	UC Riverside ■	80
75	Pacific ■	69
86	Cal St. Northridge ■	79
77	UC Irvine	59
59	Long Beach St.	73
64	UC Santa Barb.	70
64	Cal Poly	75
62	UC Davis ■	53
69	Pacific †	58
75	Cal St. Northridge †	65
52	UC Santa Barb. †	57

Nickname: Titans
Colors: Navy, Orange & White
Arena: Titan Gym
Capacity: 4,000; Year Built: 1964
AD: Brian Quinn
SID: Jason Spencer

CAL ST. L.A.

Los Angeles, CA 90032-8240 II

Coach: Marcia Murota, Cal St. L.A. 1980

2006-07 RESULTS (3-24)

59	St. Martin's †	63
52	Seattle †	49
80	Hawaii Pacific ■	69
72	Cal St. Monterey Bay	79
62	San Fran. St.	75
73	Grand Canyon ■	87
48	Cal St. Bakersfield ■	68
67	Houghton ■	71
54	Cal St. Chico	79
73	Cal St. Stanislaus	69
36	UC San Diego ■	68
50	Cal St. Dom. Hills ■	66
57	Humboldt St. ■	71
55	Sonoma St. ■	67
49	Cal St. San B'dino	63
53	Cal Poly Pomona	65
56	San Fran. St. ■	69
54	Cal St. Monterey Bay ■	66
47	Cal St. Bakersfield	96
46	Cal St. Stanislaus ■	74
55	Cal St. Chico ■	74
41	Cal St. Dom. Hills	69
47	UC San Diego	86
42	Sonoma St.	61
46	Humboldt St.	68
62	Cal Poly Pomona ■	70
43	Cal St. San B'dino ■	59

Nickname: Golden Eagles
Colors: Black & Gold
Arena: Eagles Nest
Capacity: 5,000; Year Built: 1947
AD: Daniel Bridges
SID: Tommy Mahoney

CAL ST. NORTHRIDGE

Northridge, CA 91330-8276 I

Coach: Staci Schulz, Mt. Marty 1996

2006-07 RESULTS (13-16)

77	San Diego ■	95
77	Portland St. ■	67
66	San Jose St.	63
64	Colorado	80
91	St. Mary's (Cal.)	100
56	Alabama †	75
66	Pepperdine ■	84
79	Santa Clara ■	67
61	Hawaii ■	72
48	BYU	55
73	Montana ■	87
69	Michigan St. ■	73
72	Pacific ■	50
73	Cal St. Fullerton ■	78
69	UC Riverside ■	60
76	UC Irvine	60
73	Long Beach St.	63
73	UC Davis ■	62
66	UC Santa Barb.	64
72	Cal Poly	78
74	Long Beach St. ■	60
80	UC Irvine ■	63
70	UC Riverside	81
79	Cal St. Fullerton	86
68	UC Davis	69
72	Pacific	51
67	Cal Poly ■	60
79	UC Santa Barb. ■	90
65	Cal St. Fullerton †	75

Nickname: Matadors
Colors: Red, White & Black
Arena: The Matadome
Capacity: 1,600; Year Built: 1962
AD: Rick Mazzuto
SID: James Ybiernas

CAL ST. SAN B'DINO

San Bernardino, CA 92407-2397 . II

Coach: Kevin Becker, Chaminade 1982

2006-07 RESULTS (17-11)

50	Hawaii Pacific ■	36
67	San Diego Christian	48
65	Humboldt St. ■	40
51	Sonoma St. ■	68
49	Cal Poly Pomona	67
71	Notre Dame de Namur ■	32
44	West Tex. A&M †	70
74	Western N.M. †	57
65	Cal St. Monterey Bay	54
69	San Fran. St.	62
75	Cal St. Stanislaus ■	57
49	Cal St. Chico ■	68
60	UC San Diego	47
61	Cal St. Dom. Hills	46
63	Cal St. L.A. ■	49
51	Cal St. Bakersfield ■	59
40	Sonoma St.	49
59	Humboldt St.	49
57	Cal Poly Pomona ■	53
43	San Fran. St. ■	41
63	Cal St. Monterey Bay ■	40
55	Cal St. Chico	82
86	Cal St. Stanislaus	42
38	Cal St. Dom. Hills ■	56
51	UC San Diego ■	68
56	Cal St. Bakersfield	78
59	Cal St. L.A.	43
50	Cal St. Chico †	63

Nickname: Coyotes
Colors: Columbia Blue & Black
Arena: Coussoulis Arena
Capacity: 4,140; Year Built: 1995
AD: Nancy Simpson
SID: Mike Murphy

CAL ST. STANISLAUS

Turlock, CA 95382-0299 II

Coach: Sharon Turner-Dean, San Jose St. 1986

2006-07 RESULTS (6-20)

63	Cal St. Chico	96
64	Cal St. Dom. Hills	74
57	UC San Diego	97
61	Western Wash. †	76
60	Cal St. Chico ■	90
82	Western Ore. †	70
87	St. Martin's †	81
61	Minn.-Crookston ■	55
70	Cal St. Bakersfield ■	85
69	Cal St. L.A. ■	73
57	Cal St. San B'dino	75
67	Cal Poly Pomona	83
63	Cal St. Monterey Bay ■	56
64	San Fran. St. ■	72
57	Humboldt St.	70
57	Sonoma St.	68
48	UC San Diego ■	76
51	Cal St. Dom. Hills ■	49
74	Cal St. L.A.	46
60	Cal St. Bakersfield	103
62	Cal Poly Pomona ■	78
42	Cal St. San B'dino ■	86
61	San Fran. St.	76
68	Cal St. Monterey Bay	80
72	Sonoma St. ■	89
77	Humboldt St. ■	94

Nickname: Warriors
Colors: Red & Gold
Arena: Warrior Gym
Capacity: 2,000; Year Built: 1978
AD: Milton E. Richards
SID: Brian F. Blank

CALTECH

Pasadena, CA 91125 III

Coach: Sandra Marbut, Sheldon Jackson 1991

2006-07 RESULTS (2-22)

40	Cal St. East Bay ■	56
40	St. Catherine ■	88
59	Southwestern (Ariz.) ■	70
42	Macalester ■	70
29	Chapman ■	59
39	San Diego Christian ■	66
48	San Diego Christian	70
57	La Sierra	70
51	Hiram †	60
80	Southwestern (Ariz.) ■	85
55	Occidental	87
55	Pomona-Pitzer ■	53
42	Whittier	56
41	Claremont-M-S	73
49	La Verne ■	61
45	Cal Lutheran ■	70
30	Redlands	90
40	Occidental ■	71
60	Pomona-Pitzer	77
54	Whittier ■	52
39	Claremont-M-S ■	66
37	La Verne	69
43	Cal Lutheran	65
48	Redlands ■	74

Nickname: Beavers
Colors: Orange, Black, & White
Arena: Braun Athletic Center
Capacity: 300; Year Built: 1992
AD: Wendell P. Jack
SID: To be named

CALVIN

Grand Rapids, MI 49546-4388 III

Coach: John Ross, Wis.-Oshkosh 1990

2006-07 RESULTS (28-3)

58	Johnson & Wales (R.I.) †	46
73	Elmhurst	36
70	Aquinas ■	58
46	Wheaton (Ill.)	49
83	Carthage †	61
86	Kalamazoo ■	58
75	Alma ■	50
70	Puget Sound †	62
81	Cal Lutheran	43
70	Adrian	47
84	Albion ■	60
53	St. Mary's (Ind.)	52
79	Tri-State ■	40
60	Hope	57
87	Olivet	63
85	Kalamazoo	67
99	Rochester College ■	36
67	Adrian ■	46
75	Albion	65
75	St. Mary's (Ind.) ■	44
58	Tri-State	44
63	Hope ■	58
66	Olivet ■	62
59	Alma	53
90	Adrian ■	52
70	Albion ■	54
68	Hope ■	71
53	Thomas More †	38
73	Wilmington (Ohio)	67
60	Southern Me. †	56
61	DePauw †	74

Nickname: Knights
Colors: Maroon & Gold
Arena: Calvin Fieldhouse
Capacity: 4,500; Year Built: 1965
AD: Nancy L. Meyer
SID: Jeff Febus

CAMERON

Lawton, OK 73505-6377 II

Coach: Kevin Hackerott, St. Mary-Plains 1992

2006-07 RESULTS (4-22)

48	Midwestern St.	62
56	Emporia St.	81
65	Washburn †	93
66	Washburn	89
62	Mo.-Rolla †	67
58	West Tex. A&M	78
74	Eastern N.M.	77
55	Tarleton St. ■	68
60	Midwestern St. ■	65
45	Arkansas Tech	83
73	Incarnate Word ■	80
61	Texas Woman's	54
59	Tex. A&M-Kingsville	62
54	Angelo St. ■	52
55	Southeastern Okla. ■	67
67	East Central	75
65	Northeastern St.	75
57	Central Okla. ■	66
78	Southwestern Okla. ■	66
61	Tex. A&M-Commerce	78
71	Southeastern Okla.	80
69	East Central ■	66
50	Northeastern St. ■	65
50	Central Okla.	66
55	Southwestern Okla.	63
60	Tex. A&M-Commerce ■	84

Nickname: Lady Aggies
Colors: Black & Gold
Arena: Aggie Gymnasium
Capacity: 1,800; Year Built: 1958
AD: Jim Jackson
SID: Craig Martin

CAMPBELL

Buies Creek, NC 27506 I

Coach: Wanda Watkins, Campbell 1979

2006-07 RESULTS (8-21)

46 Elon 60
68 UNC Greensboro ■ 84
81 UNC Asheville ■ 73
54 Longwood 56
68 Elon ■ 76
57 Gardner-Webb ■ 54
33 Coastal Caro. 58
74 High Point ■ 89
69 UNC Wilmington 55
52 Fla. Atlantic 87
53 High Point † 70
53 North Fla. 59
55 Jacksonville 63
66 East Tenn. St. ■ 87
68 Kennesaw St. ■ 82
60 Stetson 67
67 Mercer 41
72 Lipscomb ■ 56
54 Belmont ■ 61
73 North Fla. ■ 74
59 Jacksonville ■ 63
58 Kennesaw St. 64
66 East Tenn. St. 84
58 Mercer ■ 53
78 Stetson ■ 60
34 Belmont 57
80 Lipscomb 68
53 Gardner-Webb 68
47 Gardner-Webb † 67

Nickname: Lady Camels
Colors: Orange & Black
Arena: Carter Gymnasium
Capacity: 947; Year Built: 1953
AD: Stan Williamson
SID: Adam Prendergast

CANISIUS

Buffalo, NY 14208-1098 I

Coach: Terry Zeh, St. Bonaventure 1990

2006-07 RESULTS (16-14)

74 Buffalo ■ 58
57 Colgate 62
48 Md.-East. Shore ■ 44
68 Northeastern 62
70 Boston U. 64
62 Binghamton ■ 50
66 Wright St. ■ 46
63 Iona ■ 66
66 Fairfield ■ 76
44 St. Bonaventure ■ 69
56 Syracuse 43
46 Montana 83
66 Idaho † 61
61 Rider 47
71 St. Peter's 61
54 Marist ■ 63
88 Rider ■ 60
54 Siena 64
59 Niagara 62
55 Manhattan 56
56 Iona 72
61 Loyola (Md.) ■ 53
58 Siena ■ 59
50 Marist 66
74 Fairfield 64
56 Manhattan ■ 52
90 St. Peter's ■ 70
63 Loyola (Md.) 59
62 Niagara ■ 68
60 Loyola (Md.) † 63

Nickname: Golden Griffins
Colors: Blue & Gold
Arena: Koessler Athletic Center
Capacity: 2,176; Year Built: 1968
AD: William J. Maher
SID: Matt Reitnour

CAPITAL

Columbus, OH 43209 III

Coach: Dixie Jeffers, Morehead St. 1981

2006-07 RESULTS (20-7)

60 Transylvania ■ 68
85 Kenyon ■ 56
69 Wittenberg 63
85 Bethany (W.V.) 57
50 Baldwin-Wallace 53
57 Wilmington (Ohio) 64
66 John Carroll ■ 60
94 Otterbein 86
73 Wash. & Jeff. ■ 63
57 Defiance 63
81 Heidelberg ■ 46
48 Ohio Northern ■ 47
67 Mount Union 65
89 Muskingum ■ 65
77 Marietta 40
83 Baldwin-Wallace ■ 75
77 Wilmington (Ohio) ■ 69
64 John Carroll 45
69 Marietta ■ 61
79 Muskingum 63
72 Mount Union ■ 39
52 Ohio Northern 55
68 Heidelberg 71
80 Otterbein ■ 77
55 John Carroll ■ 38
52 Mount Union ■ 39
72 Wilmington (Ohio) 89

Nickname: Crusaders
Colors: Purple & White
Arena: The Capital Center
Capacity: 2,100; Year Built: 2001
AD: Roger Welsh
SID: Leonard Reich

CARLETON

Northfield, MN 55057 III

Coach: Tammy Metcalf-Filzen, St. Olaf 1983

2006-07 RESULTS (19-8)

59 Chapman 58
63 Pomona-Pitzer 56
63 Claremont-M-S 44
74 Augsburg 57
52 St. Benedict 64
69 Bethel (Minn.) 68
74 Hamline 62
61 Concordia-M'head 62
65 St. Thomas (Minn.) ■ 47
66 St. Catherine 65
63 St. Mary's (Minn.) ■ 53
75 St. Olaf 63
70 Macalester 59
48 Gust. Adolphus 68
59 Augsburg ■ 47
58 Concordia-M'head ■ 57
67 St. Benedict ■ 77
71 Bethel (Minn.) ■ 62
60 St. Thomas (Minn.) 63
75 St. Catherine ■ 64
61 Hamline ■ 69
51 St. Mary's (Minn.) 57
75 St. Olaf ■ 62
61 Macalester ■ 52
72 Gust. Adolphus ■ 59
64 St. Thomas (Minn.) ■ 56
50 St. Benedict 74

Nickname: Knights
Colors: Maize & Blue
Arena: West Gym
Capacity: 1,850; Year Built: 1964
AD: Leon Lunder
SID: Eric Sieger

CARNEGIE MELLON

Pittsburgh, PA 15213-3890 III

Coach: Gerri Seidl, Pittsburgh 1978

2006-07 RESULTS (8-17)

70 Villa Julie † 62
86 Penn St.-Altoona † 60
78 Thiel ■ 54
66 Waynesburg ■ 52
58 Rochester ■ 67
58 Wash. & Jeff. 65
66 Grove City ■ 69
63 Otterbein 99
89 Lynchburg † 69
57 Westminster (Pa.) ■ 66
50 New York U. ■ 72
42 Brandeis ■ 71
77 Chatham 49
66 Bethany (W.V.) 67
49 Chicago 91
64 Washington-St. Louis 76
77 Emory ■ 66
70 Case Reserve ■ 58
59 Case Reserve 76
55 Emory 77
48 Brandeis 74
66 New York U. 86
55 Washington-St. Louis ■ 72
56 Chicago ■ 65
57 Rochester 72

Nickname:
Colors: Cardinal, White & Grey
Arena: Skibo Gymnasium
Capacity: 1,500; Year Built: 1924
AD: Susan Bassett
SID: Mark Fisher

CARROLL (WIS.)

Waukesha, WI 53186-5593 III

Coach: Kris Jacobsen, Wis.-Platteville 1989

2006-07 RESULTS (22-5)

64 Edgewood ■ 66
66 Benedictine (Ill.) ■ 48
61 Finlandia ■ 59
57 Simpson † 62
69 Milwaukee Engr. † 50
40 Lakeland 26
66 Grinnell ■ 51
65 Monmouth (Ill.) ■ 61
62 Beloit ■ 46
64 Wis.-Eau Claire ■ 61
76 St. Norbert 59
77 Knox 60
62 Illinois Col. 51
63 Lake Forest ■ 72
80 Knox ■ 41
64 Ripon 51
75 Lawrence ■ 63
64 Beloit 46
75 Grinnell 55
80 Monmouth (Ill.) 77
60 St. Norbert ■ 59
78 Ripon ■ 61
70 Lawrence 54
70 St. Norbert † 61
56 Lake Forest 64
86 Ill. Wesleyan † 59
50 Luther 74

Nickname: Pioneers
Colors: Orange & White
Arena: Van Male Fieldhouse
Capacity: 2,000; Year Built: 1965
AD: Kris Jacobsen
SID: Rick Mobley

CARSON-NEWMAN

Jefferson City, TN 37760 II

Coach: Dean Walsh, Maryville (Tenn.) 1989

2006-07 RESULTS (21-10)

88 Ala.-Huntsville ■ 57
82 Brevard ■ 56
69 Francis Marion † 52
76 Livingstone † 46
61 UNC Pembroke † 68
71 Claflin † 52
83 Maryville (Tenn.) ■ 58
73 Converse ■ 48
91 Brevard 45
78 Charleston (W.V.) ■ 73
76 Lincoln Memorial ■ 68
58 Newberry 63
83 Converse 78
86 Mars Hill ■ 63
56 Wingate 54
62 Tusculum ■ 56
70 Presbyterian ■ 57
81 Lenoir-Rhyne 79
57 Catawba 61
73 Newberry ■ 79
60 Mars Hill 79
58 Lenoir-Rhyne ■ 71
71 Tusculum 70
73 Presbyterian 71
61 Lincoln Memorial 75
74 Catawba ■ 65
57 Wingate ■ 70
76 Lenoir-Rhyne ■ 49
78 Wingate † 69
62 Newberry † 67
36 Clayton St. 60

Nickname: Lady Eagles
Colors: Orange & Blue
Arena: Holt Fieldhouse
Capacity: 2,000; Year Built: 1961
AD: David W. Barger
SID: Mike Baur

CARTHAGE

Kenosha, WI 53140-1994 III

Coach: Tim Bernero, Lake Forest 1987

2006-07 RESULTS (15-11)

69 Trinity Int'l 37
82 Wis. Lutheran ■ 69
51 Hope † 65
61 Calvin † 83
63 St. Mary's (Ind.) ■ 61
58 Loras ■ 52
65 Edgewood 53
53 Chicago 72
74 Lynchburg † 42
66 Otterbein 71
63 Aurora ■ 43
51 Ill. Wesleyan 63
67 Elmhurst 63
89 Augustana (Ill.) ■ 53
75 North Central (Ill.) ■ 60
57 Millikin 63
59 North Park ■ 56
70 Ill. Wesleyan ■ 72
46 Wheaton (Ill.) ■ 61
76 Augustana (Ill.) 60
63 Elmhurst ■ 50
79 North Central (Ill.) 65
53 North Park 54
63 Millikin ■ 68
54 Wheaton (Ill.) 47
53 Wheaton (Ill.) 57

Nickname: Lady Reds
Colors: Red, White & Black
Arena: Physical Education Center
Capacity: 2,440; Year Built: 1964
AD: Robert R. Bonn
SID: Steve Marovich

CASE RESERVE

Cleveland, OH 44106-7223 III

Coach: Jacquelyn Windon, Gannon 2001

2006-07 RESULTS (9-16)

57 Mt. St. Joseph 48
69 Denison † 47
50 Baldwin-Wallace 78
67 Johns Hopkins ■ 53
71 Wooster 59
70 Grove City ■ 58
55 Kenyon 69
90 Bluffton ■ 71
71 Muskingum 62
63 Ohio Wesleyan 64
67 Bethany (W.V.) 38
72 Emory ■ 75
62 Washington-St. Louis ■ 65
62 Chicago ■ 71
58 Brandeis 85
74 New York U. 88
41 Rochester 62
58 Carnegie Mellon 70
76 Carnegie Mellon ■ 59
71 Rochester ■ 74
60 Chicago 71
56 Washington-St. Louis 67
65 New York U. ■ 68
61 Brandeis ■ 74
58 Emory 66

Nickname: Spartans
Colors: Blue, Gray & White
Arena: Emerson PE Center
Capacity: 1,220; Year Built: 1958
AD: David L. Diles
SID: Creg Jantz

CASTLETON

Castleton, VT 05735 III

Coach: Tim Barrett, Castleton 1993

2006-07 RESULTS (19-9)

42 Colby-Sawyer † 64
63 Russell Sage † 50
82 Plymouth St. ■ 73
53 Middlebury ■ 59
72 Wheelock 52
77 Bay Path 49
59 Lasell 52
65 Lesley 42
77 St. Joseph (Vt.) 51
46 Norwich 56
59 Husson ■ 71
49 Maine Maritime ■ 62
76 Johnson St. ■ 51
54 Me.-Farmington 55
61 Thomas (Me.) 60
84 Mount Ida ■ 72
66 Lasell ■ 61
83 Elms 57
73 Becker 55
38 Johnson St. 55
82 Bay Path ■ 43
77 Lesley ■ 59
59 Green Mountain 48
81 Becker ■ 52
68 Elms ■ 45
73 Thomas (Me.) ■ 61
38 Maine Maritime † 53
42 Endicott 58

Nickname: Spartans
Colors: Green & White
Arena: Glenbrook Gymnasium
Capacity: 1,000; Year Built: 1959
AD: Deanna Tyson
SID: Jeff Weld

CATAWBA

Salisbury, NC 28144-2488 II

Coach: Angie Morton, Catawba 1984

2006-07 RESULTS (20-9)

63 S.C.-Aiken † 74
76 Augusta St. 68
71 St. Augustine's 53
84 Livingstone ■ 61
85 Francis Marion ■ 70
69 Queens (N.C.) ■ 50
82 St. Paul's ■ 60
82 Pfeiffer 72
73 Coker ■ 58
60 Concordia-St. Paul † 76
76 BYU-Hawaii † 61
51 Lenoir-Rhyne ■ 41
73 Brevard ■ 39
69 Wingate 75
81 Tusculum ■ 56
61 Presbyterian 53
77 Mars Hill ■ 69
45 Lincoln Memorial 50
57 Newberry 63
61 Carson-Newman ■ 57
58 Wingate ■ 77
73 Tusculum 68
44 Newberry ■ 41
92 Mars Hill 86
74 Lincoln Memorial ■ 72
58 Lenoir-Rhyne 54
65 Carson-Newman 74
60 Presbyterian ■ 67
61 Tusculum ■ 81

Nickname: Catawba Indians
Colors: Blue & White
Arena: Goodman Gym
Capacity: 3,500; Year Built: 1970
AD: Dennis Davidson
SID: Jim Lewis

CATHOLIC

Washington, DC 20064 III

Coach: Margaret Carey, Mt. St. Mary's 2001

2006-07 RESULTS (15-11)

76 Methodist † 73
71 Averett † 62
61 TCNJ 73
51 Scranton 71
66 St. Mary's (Md.) ■ 60
63 Goucher ■ 55
72 Hood 45
59 Marymount (Va.) 72
63 Richard Stockton ■ 69
55 Susquehanna ■ 49
65 Montclair St. 38
62 Chris. Newport ■ 55
62 Greensboro ■ 55
64 York (Pa.) ■ 73
56 Salisbury 51
57 Gallaudet ■ 41
43 Mary Washington 85
39 St. Mary's (Md.) 43
67 Goucher 49
77 Marymount (Va.) ■ 67
68 Randolph-Macon ■ 63
60 York (Pa.) 76
71 Salisbury ■ 73
74 Gallaudet 40
43 Mary Washington ■ 58
69 Salisbury 75

Nickname: Cardinals
Colors: Cardinal Red & Black
Arena: DuFour Center
Capacity: 2,000; Year Built: 1985
AD: Mike Allen
SID: Barbara Jonas

CAZENOVIA

Cazenovia, NY 13035 III

Coach: William Motto, Albany (N.Y.) 1974

2006-07 RESULTS (9-17)

58 Utica † 66
61 Morrisville St. † 40
66 Morrisville St. ■ 67
54 Purchase St. 63
51 Utica ■ 81
67 Bard ■ 64
70 Polytechnic (N.Y.) ■ 45
43 Oswego St. ■ 73
76 SUNYIT ■ 82
44 D'Youville ■ 65
65 Morrisville St. 48
47 Phila. Biblical 66
54 Baptist Bible (Pa.) 67
57 Keystone ■ 68
53 Keuka 81
74 Bard 47
71 Penn St.-Berks ■ 70
59 Villa Julie ■ 78
43 D'Youville 65
47 Chestnut Hill 79
74 Baptist Bible (Pa.) ■ 71
63 Russell Sage ■ 53
69 St. Elizabeth ■ 77
47 Keuka ■ 58
70 Keystone 59
51 Keuka 70

Nickname: Wildcats
Colors: Navy Blue & Gold
Arena: Schneeweiss Ath. Center
Capacity: 800; Year Built: 1988
AD: Robert Kenna
SID: Brian Small

CEDAR CREST

Allentown, PA 18104-6196 III

Coach: Valerie Donohue, Cedar Crest 1995

2006-07 RESULTS (1-19)

36 Penn St.-Abington ■ 47
27 Misericordia ■ 87
43 Rosemont ■ 57
56 Immaculata ■ 96
12 FDU-Florham 73
37 Alvernia ■ 77
38 Neumann 74
39 Arcadia 59
48 Bryn Mawr ■ 59
24 Gwynedd-Mercy ■ 100
40 Cabrini ■ 76
23 Misericordia 66
29 Alvernia 84
33 Marywood ■ 58
36 Wesley 91
39 Eastern 74
45 Valley Forge Chrst. 32
45 Marywood 71
33 Arcadia ■ 62
36 Gwynedd-Mercy 89

Nickname: Falcons
Colors: Black & Gold
Arena: Lees Hall
Capacity: 500; Year Built: 1960
AD: Kristin Maile
SID: Beth Oudin

CENTENARY (LA.)

Shreveport, LA 71134-1188 I

Coach: Steve Curtis, Mississippi 1990

2006-07 RESULTS (5-25)

46 Tex.-Pan American ■ 65
48 Jackson St. 73
79 Nicholls St. ■ 66
63 New Orleans 83
43 Birmingham-So. 77
36 Samford † 60
61 Northwestern St. 71
71 La.-Monroe ■ 74
48 Stephen F. Austin 85
80 Lamar ■ 68
39 Southeastern La. ■ 56
84 Sam Houston St. 70
61 Southern Miss. 73
75 McNeese St. ■ 59
58 Western Ill. ■ 67
43 Valparaiso ■ 69
53 Southern Utah 63
57 UMKC 64
61 Chicago St. ■ 75
61 Oral Roberts ■ 86
61 Oakland ■ 73
55 IUPUI ■ 67
44 Valparaiso 84
32 Western Ill. 60
47 UMKC ■ 63
72 Southern Utah ■ 67
58 Oral Roberts 87
55 IUPUI 73
53 Oakland 73
51 Oakland † 82

Nickname: Ladies
Colors: Maroon & White
Arena: Gold Dome
Capacity: 3,000; Year Built: 1970
AD: Glenn S. Evans
SID: Jonathan Chu

CENTENARY (N.J.)

Hackettstown, NJ 07840 III

Coach: Lorie Khalil, Moravian 2003

2006-07 RESULTS (12-13)

85 Wilson ■ 41
103 Penn St. Tech ■ 39
110 City Tech 62
90 Brooklyn 66
74 Mt. St. Vincent 82
69 Farmingdale St. 78
73 St. Joseph's (L.I.) 52
50 Stevens Institute ■ 76
54 York (N.Y.) 33
65 St. Joseph's (L.I.) ■ 43
66 Mt. St. Mary (N.Y.) 85
102 New Rochelle ■ 27
63 Old Westbury ■ 54
90 Merchant Marine ■ 67
58 Stevens Institute 55
69 Manhattanville ■ 70
63 Merchant Marine 67
61 Mt. St. Vincent 76
96 Farmingdale St. ■ 103
65 Mt. St. Mary (N.Y.) ■ 94
60 St. Elizabeth 64
52 Staten Island ■ 60
86 Manhattanville 79
58 Old Westbury 72
68 Farmingdale St. 76

Nickname: Lady Cyclones
Colors: Blue & White
Arena: Reeves Center
Capacity: 250; Year Built: 1954
AD: Billie Jo Blackwell
SID: Josh Huber

CENTRAL (IOWA)

Pella, IA 50219 III

Coach: Natalie Nakic, Acadia 2001

2006-07 RESULTS (6-19)

69 Ill. Wesleyan 92
80 Washington-St. Louis † 69
70 Grinnell ■ 80
62 Cornell College ■ 53
47 St. Xavier 87
60 Trinity Christian 69
68 Grand View 80
52 Mt. Mercy 61

75 Ashford ■ 61
71 Dordt 73
71 Wartburg 80
52 Loras 63
74 Buena Vista ■ 65
77 Dubuque 78
69 Simpson ■ 78
47 Luther ■ 65
70 Coe ■ 56
47 Simpson 93
49 Cornell College 57
81 Buena Vista 97
50 Loras ■ 64
74 Wartburg ■ 76
83 Dubuque ■ 75
63 Luther 78
61 Coe 66

Nickname: Dutch
Colors: Red & White
Arena: Kuyper Gymnasium
Capacity: 3,000; Year Built: 1970
AD: Al Dorenkamp
SID: Larry Happel

CENTRAL ARK.

Conway, AR 72035-0001 II

Coach: Checola Seals, Central Ark. 1992

2006-07 RESULTS (14-14)

69 Tenn.-Martin ■ 79
60 Southeast Mo. St. 64
59 Oral Roberts ■ 93
84 Southern Ark. ■ 63
86 Memphis 90
67 Austin Peay † 61
65 Ark.-Monticello ■ 56
92 Philander Smith ■ 53
81 Xavier (La.) ■ 67
63 Mississippi 104
74 UMKC 62
55 Oral Roberts 88
43 Texas-Arlington ■ 74
63 Texas St. ■ 90
59 UTSA 66
71 A&M-Corpus Christi 73
74 Lamar ■ 71
85 McNeese St. ■ 73
50 Southeastern La. 55
74 Nicholls St. 72
71 Northwestern St. ■ 73
54 Stephen F. Austin 64
73 Sam Houston St. ■ 68
78 Lamar 81
66 McNeese St. 56
69 Southeastern La. ■ 58
71 Nicholls St. ■ 62
74 Northwestern St. 60

Nickname: Sugar Bears
Colors: Purple & Gray
Arena: Farris Center
Capacity: 6,500; Year Built: 1972
AD: Bradley Teague
SID: Steve East

CENTRAL CONN. ST.

New Britain, CT 06050-4010 I

Coach: Yvette Harris, Detroit 1982

2006-07 RESULTS (6-23)

47 VCU ■ 68
45 Wisconsin 75
56 Milwaukee 65
57 Boston College † 67
63 Rhode Island 75
65 New Hampshire ■ 47
49 Hofstra 65
57 Long Island ■ 56
55 Stony Brook ■ 74
51 Florida Int'l 73
64 Army 77
76 Columbia ■ 66
65 Robert Morris 80
83 St. Francis (Pa.) 79
63 Wagner ■ 69
68 Mt. St. Mary's 75
65 Monmouth ■ 73
73 Fairleigh Dickinson ■ 80
51 Quinnipiac 87
61 Sacred Heart ■ 73
61 St. Francis (N.Y.) 59
49 Sacred Heart 77
52 Mt. St. Mary's ■ 56
55 Quinnipiac ■ 62
46 Long Island 58
66 Fairleigh Dickinson 86
64 Monmouth 48
46 Robert Morris ■ 55
59 St. Francis (N.Y.) ■ 68

Nickname: Blue Devils
Colors: Blue & White
Arena: Detrick Gymnasium
Capacity: 3,500; Year Built: 1965
AD: Charles Jones Jr.
SID: Jason Stronz

UCF

Orlando, FL 32816-3555 I

Coach: Gail Striegler, Central Ark. 1990

2006-07 RESULTS (8-22)

44 Appalachian St. 64
49 Southeastern La. 67
64 Fairleigh Dickinson ■ 77
59 Albany (N.Y.) ■ 51
50 Jacksonville 61
48 Baylor † 78
47 Virginia † 76
71 Ga. Southern ■ 75
66 Florida St. ■ 75
62 Bethune-Cookman 35
55 North Fla. ■ 44
68 Florida A&M ■ 54
59 Iona ■ 47
57 Southern Miss. 58
58 Marshall 62
46 East Caro. 62
55 UAB ■ 66
77 Memphis ■ 62
63 Southern Miss. ■ 65
56 UTEP 69
47 Tulane 85
47 SMU 73
75 Tulsa ■ 69
78 Houston ■ 73
57 Rice ■ 75
44 UAB 58
73 Memphis 80
46 Marshall ■ 64
57 East Caro. ■ 76
58 SMU † 79

Nickname: Golden Knights
Colors: Black & Gold
Arena: UCF Arena
Capacity: 5,100; Year Built: 1991
AD: Keith R. Tribble
SID: Cheryl Flesch

CENTRAL MICH.

Mount Pleasant, MI 48859-0001 .. I

Coach: Eileen Kleinfelter, Findlay 1979

2006-07 RESULTS (11-19)

66 Notre Dame 88
85 Saginaw Valley ■ 63
68 Ill.-Chicago 84
64 Chicago St. 78
69 Oakland ■ 57
47 Michigan ■ 52
70 IPFW 56
94 Marygrove ■ 70
74 Syracuse 68
68 Dartmouth ■ 49
62 Valparaiso 45
55 Seton Hall † 79
77 Gardner-Webb † 64
91 Western Mich. ■ 78
67 Northern Ill. 73
65 Ball St. ■ 73
82 Toledo ■ 85
62 Eastern Mich. 77
50 Bowling Green 70
53 Kent St. ■ 71
70 Miami (Ohio) 79
65 Ohio 69
81 Akron ■ 69
80 Buffalo ■ 90
66 Western Mich. 80
73 Northern Ill. ■ 61
59 Ball St. 84
62 Toledo 73
50 Eastern Mich. ■ 57
51 Ohio † 55

Nickname: Chippewas
Colors: Maroon & Gold
Arena: Rose Arena
Capacity: 5,200; Year Built: 1973
AD: David W. Heeke Jr.
SID: Rob Wyman

CENTRAL MO.

Warrensburg, MO 64093 II

Coach: David Slifer, Mt. Mercy 1982

2006-07 RESULTS (14-14)

58 Southern Ind. ■ 47
52 St. Mary's (Tex.) 53
70 Tex. A&M-Kingsville † 55
58 Arkansas Tech 49
74 Ouachita Baptist † 58
76 Arkansas Tech ■ 80
69 Pittsburg St. ■ 49
67 Evangel ■ 34
69 Barry 47
66 Nova Southeastern 51
44 Washburn ■ 66
93 Southwest Baptist 77
61 Mo. Southern St. 79
54 Mo. Western St. ■ 68
73 Fort Hays St. ■ 54
80 Northwest Mo. St. ■ 69
59 Truman 61
71 Pittsburg St. 79
98 Truman ■ 62
66 Northwest Mo. St. 81
73 Fort Hays St. 84
65 Emporia St. ■ 59
67 Mo. Southern St. ■ 48
97 Mo. Western St. 99
62 Emporia St. 106
52 Southwest Baptist ■ 75
53 Washburn 63
50 Emporia St. † 67

Nickname: Jennies
Colors: Cardinal & Black
Arena: CMSU Multipurpose Bldg.
Capacity: 8,500; Year Built: 1976
AD: Jerry M. Hughes
SID: Rob McCutcheon

CENTRAL OKLA.

Edmond, OK 73034 II

Coach: Guy Hardaker, Central Okla. 1986

2006-07 RESULTS (15-13)

63 Okla. Christian ■ 64
64 Arkansas Tech ■ 84
81 Okla. Panhandle 56
72 Oklahoma City ■ 79
69 Texas Woman's 63
65 Tex. A&M-Kingsville 49
80 Okla. Panhandle ■ 59
71 Angelo St. ■ 74
100 Abilene Christian ■ 91
75 Okla. Christian 78
71 St. Gregory's ■ 43
55 West Tex. A&M 68
67 Eastern N.M. 81
54 Tarleton St. ■ 68
60 Northeastern St. ■ 62
67 Southwestern Okla. ■ 73
66 Cameron 57
75 Tex. A&M-Commerce 90
78 Southeastern Okla. ■ 63
58 East Central 51
52 Northeastern St. 49
84 Tex. A&M-Commerce ■ 64
65 Southwestern Okla. 50
66 Cameron ■ 50
49 Southeastern Okla. 77
82 East Central ■ 73
76 Abilene Christian ■ 57
56 West Tex. A&M † 67

Nickname: Bronchos
Colors: Bronze & Blue
Arena: Hamilton Field House
Capacity: 3,000; Year Built: 1965
AD: Bill Farley
SID: Mike Kirk

CENTRAL WASH.

Ellensburg, WA 98926 II

Coach: Jeff Whitney, Central Wash. 1995

2006-07 RESULTS (17-10)

71 Azusa Pacific † 74
75 Warner Pacific † 69
80 Chaminade ■ 45
75 Alderson-Broaddus ■ 44
79 San Fran. St. ■ 50
72 Grand Canyon † 59
60 Western St. † 56
70 Hawaii Pacific 62
68 Chaminade 47
75 BYU-Hawaii 73
62 Seattle Pacific 71
58 St. Martin's 74
76 Western Ore. 65
77 Walla Walla ■ 21
58 Alas. Anchorage ■ 52
79 Alas. Fairbanks ■ 56
46 Seattle 60
60 Northwest Nazarene 75
61 Western Wash. ■ 75
61 Northwest Nazarene ■ 72
80 Seattle Pacific ■ 70
75 Alas. Fairbanks 63
65 Alas. Anchorage 75
56 St. Martin's ■ 54
78 Western Ore. ■ 57
79 Seattle ■ 85
63 Western Wash. 75

Nickname: Wildcats
Colors: Crimson & Black
Arena: Nicholson Pavilion
Capacity: 3,600; Year Built: 1959
AD: Jack Bishop
SID: Jonathan Gordon

CENTRE

Danville, KY 40422-1394 III

Coach: Wendie Austin-Robinson, Centre 1994

2006-07 RESULTS (6-16)

66 Spalding ■ 61
45 Thomas More ■ 58
54 Maryville (Tenn.) 91
47 Thomas More 64
95 Cincinnati Christian † 52
48 DePauw 101
65 Spalding 55
56 Transylvania 73
41 Baldwin-Wallace † 82
50 Oglethorpe 71
53 Sewanee 68
39 Austin ■ 58
58 Hendrix ■ 79
71 Southwestern (Tex.) ■ 57
60 Trinity (Tex.) ■ 65
61 Millsaps 59

57 Rhodes 68
46 DePauw ■ 77
51 Austin 63
58 Hendrix 76
65 Oglethorpe ■ 66
63 Sewanee ■ 56

Nickname: Colonels
Colors: Gold & White
Arena: Alumni Memorial Gymnasium
Capacity: 1,200; Year Built: 1950
AD: Brian E. Chafin
SID: Mike Pritchard

CHADRON ST.

Chadron, NE 69337-2690 II

Coach: Tom Andersen, Valley City St. 1978

2006-07 RESULTS (2-25)

50 South Dakota ■ 90
54 Western St. 80
69 Western Wash. † 92
68 Wayne St. (Neb.) ■ 91
64 N.M. Highlands 71
59 Western N.M. 68
71 Mesa St. ■ 84
57 Fort Lewis ■ 87
51 Black Hills St. ■ 81
59 Wayne St. (Neb.) 89
46 South Dakota 90
51 Colorado St.-Pueblo 76
69 Adams St. 76
53 Western St. ■ 79
68 UC-Colo. Springs ■ 82
47 Regis (Colo.) ■ 107
64 Neb.-Kearney ■ 95
64 Colorado Mines 72
83 Colorado Col. ■ 64
59 Colo. Christian 87
54 Metro St. 88
42 Neb.-Kearney 88
81 Colorado Mines ■ 91
57 Metro St. ■ 79
82 Colo. Christian ■ 64
71 Regis (Colo.) 94
66 UC-Colo. Springs 87

Nickname: Eagles
Colors: Cardinal & White
Arena: Armstrong Building
Capacity: 2,500; Year Built: 1965
AD: Bradley Roy Smith
SID: Con Marshall

CHAMINADE

Honolulu, HI 96816-1578 II

Coach: Cory O'Dell, Hawaii

2006-07 RESULTS (6-19)

45 Central Wash. 80
59 Alas. Fairbanks 83
48 Cal Poly Pomona † 91
83 Hawaii Pacific ■ 79
82 BYU-Hawaii 87
47 Central Wash. ■ 68
53 Holy Family † 83
50 Minn. St. Moorhead † 87
58 Hawaii-Hilo ■ 81
71 Hawaii-Hilo ■ 64
39 Dixie St. ■ 75
64 BYU-Hawaii ■ 70
66 BYU-Hawaii ■ 81
53 Notre Dame de Namur 63
47 Notre Dame de Namur 77
61 Grand Canyon 77
74 Hawaii Pacific ■ 70
47 BYU-Hawaii 74
53 Grand Canyon ■ 96
63 Grand Canyon ■ 94
52 Notre Dame de Namur ■ 75
69 Hawaii Pacific 64
68 Hawaii Pacific 60
50 Hawaii-Hilo 84
74 Hawaii-Hilo 67

Nickname: Silverswords
Colors: Royal Blue & White
Arena: McCabe Gym
Capacity: 2,500
AD: Kaia Hedlund
SID: Maurice Maggiolino

CHAPMAN

Orange, CA 92866 III

Coach: Carol Jue, Claremont-MS 1992

2006-07 RESULTS (23-6)

62 St. Thomas (Minn.) † 60
56 Redlands 68
58 Carleton ■ 59
83 La Verne 66
60 Cal Lutheran ■ 58
76 Baruch † 68
57 Redlands † 76
74 Redlands ■ 55
59 Caltech 29
56 Linfield † 67
48 Puget Sound 68
78 Franklin ■ 59
74 Occidental ■ 62
69 Colorado Col. † 61
66 Cal Lutheran 48
60 Claremont-M-S ■ 53
57 Occidental 52
48 UC Santa Cruz ■ 38
76 Holy Names ■ 64
68 La Verne ■ 65
85 La Sierra ■ 66
68 Biola ■ 61
64 Pomona-Pitzer 47
69 Colorado Col. ■ 66
60 Dallas ■ 46
69 Neb. Wesleyan ■ 58
80 Colorado Col. ■ 64
108 La Verne ■ 97
37 Howard Payne 76

Nickname: Panthers
Colors: Cardinal & Gray
Arena: Hutton Sports Center
Capacity: 2,400; Year Built: 1978
AD: David Currey
SID: Doug Aiken

COL. OF CHARLESTON

Charleston, SC 29424 I

Coach: Nancy Wilson, Coker 1973

2006-07 RESULTS (10-20)

63 South Carolina St. ■ 46
42 Clemson 64
56 Coastal Caro. ■ 70
51 South Ala. † 63
81 Cleveland St. † 68
53 Charleston So. 58
41 UNC Wilmington 56
54 Ga. Southern 53
83 Lander ■ 58
50 Georgia Tech ■ 82
73 Appalachian St. ■ 65
48 Davidson ■ 58
74 Johns Hopkins ■ 42
47 Wofford 56
52 Furman 49
63 Elon ■ 34
73 UNC Greensboro ■ 61
49 Chattanooga ■ 65
52 Western Caro. 64
69 Savannah St. ■ 52
47 Appalachian St. 69
63 Davidson 72
39 Wofford ■ 41
53 Furman ■ 55
58 Elon 64
61 UNC Greensboro 70
60 Chattanooga 64
59 Western Caro. ■ 80
50 Ga. Southern ■ 52
59 Furman † 64

Nickname: Cougars
Colors: Maroon & White
Arena: John Kresse Arena
Capacity: 3,500; Year Built: 1982
AD: Jerry I. Baker
SID: Simon Whitaker

CHARLESTON (W.V.)

Charleston, WV 25304 II

Coach: Sherry Winn, Charleston (W.V.) 1986

2006-07 RESULTS (23-8)

90 Ohio Valley † 50
71 Findlay 75
71 Edinboro 81
71 Shippensburg 85
93 Concord ■ 66
80 West Virginia St. 67
73 Carson-Newman 78
79 P.R.-Bayamon 76
93 P.R.-Rio Piedras 40
92 P.R.-Cayey 22
71 Wingate ■ 66
98 Seton Hill † 58
80 Mars Hill 67
81 Bluefield St. 65
92 Salem Int'l ■ 28
98 Alderson-Broaddus 46
75 West Virginia St. ■ 60
72 Shepherd 71
71 Bluefield St. ■ 41
67 West Liberty St. ■ 60
94 Davis & Elkins 43
69 Alderson-Broaddus ■ 41
71 Concord 81
108 Ohio Valley ■ 61
61 West Va. Wesleyan 73
65 Wheeling Jesuit ■ 50
62 Glenville St. 85
68 Fairmont St. 65
74 Davis & Elkins ■ 36
65 Shepherd † 58
58 West Liberty St. † 76

Nickname: Golden Eagles
Colors: Maroon & Gold
Arena: Eddie King Gymnasium
Capacity: 1,200; Year Built: 1947
AD: Tom Nozica
SID: Jim Workman

CHARLESTON SO.

Charleston, SC 29423-8087 I

Coach: Julie Goodenough, Texas-Arlington 1991

2006-07 RESULTS (10-20)

66 Jacksonville ■ 105
60 Wofford 86
66 Savannah St. 75
71 Jacksonville 74
66 Bethune-Cookman ■ 46
58 Col. of Charleston ■ 53
56 Wake Forest 69
61 Charlotte 82
66 Kennesaw St. 56
55 Navy ■ 65
70 Bryan ■ 63
75 Pfeiffer ■ 68
74 Savannah St. ■ 54
53 Radford ■ 77
39 Liberty ■ 72
59 Longwood 51
59 Birmingham-So. ■ 75
55 UNC Asheville 72
37 Coastal Caro. 61
79 Southern Wesleyan ■ 73
65 Winthrop ■ 54
58 High Point 64
54 Birmingham-So. 74
76 UNC Asheville ■ 73
41 Radford 72
40 Liberty 91
47 Winthrop 71
51 High Point ■ 63
53 Coastal Caro. ■ 60
61 Radford † 81

Nickname: Lady Buccaneers
Colors: Navy & Old Gold
Arena: CSU Field House
Capacity: 798; Year Built: 1965
AD: Hank Small
SID: Blake Freeland

CHARLOTTE

Charlotte, NC 28223 I

Coach: Amanda Butler, Florida 1995

2006-07 RESULTS (19-13)

76 Arkansas St. ■ 65
66 Minnesota 78
82 St. Francis (Pa.) ■ 72
86 UNC Greensboro ■ 40
55 Wyoming † 77
65 Colorado 78
68 Virginia Tech 80
82 Charleston So. ■ 61
69 Davidson 75
68 Old Dominion ■ 64
81 Houston ■ 58
85 Tulsa † 65
72 Ball St. † 82
65 Clemson 62
65 Winthrop ■ 45
74 St. Louis ■ 49
82 Dayton ■ 70
61 Xavier ■ 59
65 Richmond 60
74 Duquesne ■ 65
78 Rhode Island 91
67 Massachusetts 60
77 St. Louis 65
78 Fordham ■ 46
59 St. Joseph's 67
59 George Washington ■ 64
55 Temple ■ 72
62 La Salle 71
86 St. Bonaventure 74
64 St. Joseph's † 76
72 High Point ■ 45
72 Virginia 74

Nickname: 49ers
Colors: Green & White
Arena: Halton Arena
Capacity: 9,105; Year Built: 1996
AD: Judith W. Rose
SID: Tom Whitestone

CHATHAM

Pittsburgh, PA 15232 III

Coach: Mark Katarski, California (Pa.) 2000

2006-07 RESULTS (8-19)

36 Chowan † 65
35 Peace 38
58 Mt. Aloysius ■ 62
54 Thiel ■ 70
50 Penn St.-New Kensington 36
66 Wilson ■ 36
38 Bethany (W.V.) ■ 63
39 Penn St.-Behrend 58
48 La Roche 72
53 Hiram 77
32 Waynesburg ■ 41
47 Mary Baldwin 76
49 Carnegie Mellon ■ 77
57 Trinity (D.C.) 50
73 Penn St.-New Kensington ■ 43
64 Hood 51
64 Wilson 50
64 Notre Dame (Md.) ■ 54
46 St. Vincent 76
44 Trinity (D.C.) ■ 53
55 Ursuline 88
61 Notre Dame (Md.) 80
56 Ashford ■ 37

42 Hood ■ 47
51 Mary Baldwin ■ 62
44 Notre Dame (Md.) ■ 46
48 Mary Baldwin ■ 53

Nickname: Cougars
Colors: Purple & White
Arena: Chatham Gymnasium
AD: Amy Buxbaum
SID: Ron Giles

CHATTANOOGA
Chattanooga, TN 37403-2598 I

Coach: Wes Moore, Tennessee 1986

2006-07 RESULTS (25-8)

80 Austin Peay ■ 56
72 Tennessee 102
73 Clemson 64
70 UAB 63
69 Middle Tenn. 98
56 Alabama 68
61 St. Joseph's ■ 65
81 Eastern Ky. ■ 52
81 Portland St. † 61
65 Hawaii 62
96 Wofford 62
72 UNC Asheville ■ 59
69 Elon ■ 59
68 UNC Greensboro ■ 71
84 Appalachian St. 74
89 Davidson 76
72 Western Caro. ■ 80
61 Furman ■ 40
65 Col. of Charleston 49
78 Ga. Southern ■ 63
58 Elon 50
83 UNC Greensboro 66
76 Appalachian St. ■ 58
70 Davidson ■ 65
66 Western Caro. 75
64 Furman 48
64 Col. of Charleston ■ 60
65 Ga. Southern 52
68 Wofford ■ 49
84 Appalachian St. † 60
80 Davidson † 68
84 Western Caro. † 66
55 Baylor † 68

Nickname: Lady Mocs
Colors: Navy Blue & Old Gold
Arena: The McKenzie Arena
Capacity: 11,218; Year Built: 1982
AD: Rick Hart
SID: Anne Wehunt

CHESTNUT HILL
Philadelphia, PA 19118-2693 III

Coach: Jackie deMarteleire, Philadelphia U. 2003

2006-07 RESULTS (15-11)

54 Alfred † 72
54 FDU-Florham † 73
67 Washington (Md.) 71
57 Rosemont 60
55 Cabrini 54
72 Baptist Bible (Pa.) ■ 59
49 Villa Julie 71
75 Keystone 58
51 Keuka ■ 62
74 Rowan ■ 51
47 Phila. Sciences 70
48 Susquehanna 61
70 Penn St.-Berks ■ 56
71 Villa Julie ■ 64
65 Phila. Biblical 52
77 Polytechnic (N.Y.) ■ 51
70 Purchase St. ■ 81
78 D'Youville 57
61 Penn St.-Berks 53
79 Cazenovia ■ 47
59 Phila. Biblical ■ 42
81 Bard 48
88 Purchase St. 86
71 Polytechnic (N.Y.) 79
61 Phila. Biblical ■ 45
58 Villa Julie † 60

Nickname: Griffins
Colors: Scarlet & White
AD: Bill Stiles
SID: Greg Gornick

CHEYNEY
Cheyney, PA 19319-0200 II

Coach: Darryl Brown, Temple

2006-07 RESULTS (4-22)

62 Dist. Columbia 65
77 Lincoln (Pa.) † 50
67 Central St. (Ohio) ■ 60
48 California (Pa.) ■ 71
52 Shepherd ■ 71
40 Clarion 65
54 Indiana (Pa.) 78
62 St. Paul's 73
64 St. Augustine's 55
51 Edinboro ■ 65
55 Slippery Rock ■ 60
62 Bloomsburg 71
65 Lock Haven 78
46 Shippensburg 74
71 East Stroudsburg ■ 86
75 Mansfield ■ 81
62 West Chester 77
64 Kutztown ■ 73
57 Millersville 87
70 Dist. Columbia ■ 56
54 Bloomsburg ■ 61
59 East Stroudsburg 71
66 Mansfield 72
59 West Chester ■ 69
53 Kutztown 64
43 Millersville ■ 53

Nickname: Wolves
Colors: Blue & White
Arena: Cope Hall
Capacity: 1,500; Year Built: 1961
AD: Patric Simon
SID: Lenn Margolis

CHICAGO
Chicago, IL 60637 III

Coach: Aaron Rousell, Iowa 2001

2006-07 RESULTS (18-7)

76 Kalamazoo ■ 58
80 Wittenberg ■ 58
70 St. Norbert 58
82 Wis.-Whitewater 72
74 Aurora 65
76 Johns Hopkins ■ 66
69 North Central (Ill.) 43
81 North Park ■ 55
72 Carthage ■ 53
57 Wheaton (Ill.) ■ 36
54 Washington-St. Louis ■ 51
75 Milwaukee Engr. 64
81 Emory 50
71 Case Reserve 62
91 Carnegie Mellon ■ 49
67 Rochester ■ 60
66 New York U. ■ 75
48 Brandeis ■ 57
50 Brandeis 52
75 New York U. 76
71 Case Reserve ■ 60
63 Emory ■ 69
59 Rochester 64
65 Carnegie Mellon 56
75 Washington-St. Louis 80

Nickname: Maroons
Colors: Maroon & White
Arena: Gerald Ratner Athletics Center
Capacity: 1,558; Year Built: 2003
AD: Thomas Weingartner
SID: Dave Hilbert

CHICAGO ST.
Chicago, IL 60628-1598 I

Coach: Angela Jackson, Old Dominion 1991

2006-07 RESULTS (9-20)

60 Bradley 67
63 St. Louis 83
82 Robert Morris-Chicago ■ 57
78 Central Mich. ■ 64
82 Grambling ■ 55
53 Illinois St. 81
46 Northern Ill. 73
34 Minnesota 72
38 Old Dominion 77
54 Milwaukee 45
48 Green Bay ■ 68
48 UMKC ■ 51
47 Western Mich. 54
56 Lamar 61
71 DePaul ■ 77
54 Oakland 42
41 UMKC 52
73 Loyola (Ill.) ■ 79
75 Centenary (La.) 61
51 Western Ill. 63
84 Judson (Ill.) ■ 53
118 Olivet Nazarene ■ 103
55 Bowling Green ■ 72
42 Southern Utah 51
55 IUPUI 68
81 Calumet Col. ■ 56
60 Ill.-Chicago ■ 75
55 Oral Roberts 76
46 Valparaiso 57

Nickname: Cougars
Colors: Green & White
Arena: Jacoby Dickens Center
Capacity: 2,500; Year Built: 1971
AD: Wayne L. Baskerville
SID: Quenjana Adams

CHOWAN
Murfreesboro, NC 27855 III

Coach: Patrick Mashuda, Robert Morris 1992

2006-07 RESULTS (14-15)

56 Barton ■ 66
65 Chatham † 36
66 Salem † 50
78 West Va. Tech ■ 66
44 St. Andrews 65
61 N.C. Wesleyan 46
68 Queens (N.C.) 79
52 Mount Olive ■ 65
55 UNC Pembroke ■ 54
90 Peace ■ 51
70 Lenoir-Rhyne ■ 81
60 West Va. Tech 76
59 Campbellsville 81
70 Newport News 66
40 Virginia Union 56
66 N.C. Wesleyan ■ 58
45 Lenoir-Rhyne 63
66 Elizabeth City St. 82
75 Claflin ■ 72
36 St. Augustine's 45
71 Allen ■ 46
58 Claflin 60
74 North Greenville † 87

Nickname: Hawks
Colors: Columbia Blue & White
Arena: Jesse Helms Center
Capacity: 3,000; Year Built: 1979
AD: Dennis E. Helsel
SID: Meredith Davies-Long

CHRISTIAN BROS.
Memphis, TN 38104-5519 II

Coach: Scott Groninger, William Jewell 1984

2006-07 RESULTS (10-17)

55 LeMoyne-Owen 46
52 North Ala. 62
51 Southern Ind. 68
61 Rhodes ■ 49
42 Montevallo ■ 44
64 Bluefield St. ■ 50
64 North Ala. ■ 59
63 Ala.-Huntsville ■ 56
51 Bellarmine ■ 54
75 Lane ■ 57
58 LeMoyne-Owen ■ 38
51 West Ala. 60
48 Southern Ark. 56
56 Arkansas Tech ■ 61
60 Henderson St. 75
61 Ouachita Baptist 66
44 Delta St. ■ 55
62 Ark.-Monticello 64
68 Harding ■ 80
43 Southern Ark. ■ 65
86 Philander Smith ■ 28
52 Arkansas Tech 72
51 Henderson St. ■ 66
61 Ouachita Baptist ■ 46
50 Delta St. 66
81 Ark.-Monticello ■ 77
58 Harding 71

Nickname: Lady Buccaneers
Colors: Scarlet & Gray
Arena: Canale Arena
Capacity: 1,000; Year Built: 1951
AD: Joseph Nadicksbernd
SID: Eric Opperman

CHRIS. NEWPORT
Newport News, VA 23606-2998 .. III

Coach: Carolyn Hunter, Southwestern (Tex.) 1987

2006-07 RESULTS (21-9)

68 Wm. Paterson † 49
67 St. Mary's (Md.) 73
63 Va. Wesleyan ■ 77
54 Marymount (Va.) ■ 52
84 Mary Baldwin ■ 64
80 Hood 51
69 Benedictine (Kan.) † 76
65 Lake Forest † 62
66 St. Mary's (Md.) ■ 56
55 Catholic 62
48 Mary Washington 63
64 Shenandoah 66
67 Peace 42
93 N.C. Wesleyan ■ 40
87 Ferrum ■ 64
84 Averett ■ 56
86 Methodist 84
69 Greensboro 82
90 Shenandoah ■ 65
74 Peace ■ 67
77 N.C. Wesleyan 63
71 Averett 58
75 Ferrum 88
63 Methodist ■ 48
90 Greensboro ■ 58
61 Averett ■ 50
77 Greensboro ■ 62
77 Ferrum 53
52 Dickinson 49
61 Mary Washington 77

Nickname: Lady Captains
Colors: Blue & Silver
Arena: Freeman Center
Capacity: 2,300; Year Built: 2000
AD: C.J. Woollum
SID: Francis Tommasino

CINCINNATI

Cincinnati, OH 45221-0021 I

Coach: Laurie Pirtle, Ohio St. 1980

2006-07 RESULTS (15-14)

85 Youngstown St. 78
89 Ark.-Pine Bluff ■ 65
65 Dayton ■ 60
83 St. Francis (Pa.) ■ 51
74 Murray St. ■ 57
73 Northern Ill. † 81
66 Princeton † 55
92 Alabama St. ■ 53
62 Louisville 67
67 Alabama A&M ■ 61
86 Tennessee Tech ■ 70
82 Arkansas 94
77 Georgetown ■ 55
49 South Fla. 67
70 Notre Dame 81
62 DePaul ■ 44
76 Xavier ■ 89
57 Seton Hall ■ 58
80 Georgetown 62
59 Marquette ■ 76
60 Connecticut ■ 70
43 Rutgers 85
74 Providence ■ 61
44 Pittsburgh 55
66 St. John's (N.Y.) 72
60 Villanova ■ 50
49 West Virginia 61
59 Syracuse ■ 54
71 Pittsburgh † 76

Nickname: Bearcats
Colors: Red & Black
Arena: Fifth Third Arena
Capacity: 13,176; Year Built: 1989
AD: Michael J. Thomas
SID: Krystal Warren

CCNY

New York, NY 10031 III

Coach: Kevin Clifford, Sacred Heart 1999

2006-07 RESULTS (0-24)

24 Wash. & Lee † 62
29 Eastern † 58
24 Rutgers-Newark 83
36 St. Joseph's (L.I.) 77
15 Merchant Marine 75
47 Purchase St. 84
35 Hunter 63
30 City Tech 57
21 New Jersey City 77
21 John Jay 66
20 Baruch ■ 78
28 New Paltz St. ■ 75
27 Medgar Evers ■ 74
31 Lehman ■ 76
34 York (N.Y.) 58
32 Staten Island ■ 69
26 Hunter ■ 71
55 New Rochelle 61
45 John Jay ■ 49
21 Baruch 79
18 Farmingdale St. 72
34 Brooklyn ■ 64
26 Lehman 57
17 Old Westbury 77

Nickname: Beavers
Colors: Lavender & Black
Arena: Nat Holman Gymnasium
Capacity: 2,700; Year Built: 1975
AD: Jackee Meadow
SID: Karina Jorge

CLAREMONT-M-S

Claremont, CA 91711-6400 III

Coach: Jodie Burton, Cal Poly Pomona 1978

2006-07 RESULTS (15-10)

69 La Sierra 74
56 UC Santa Cruz † 43
44 Carleton ■ 63
61 Cal Baptist 79
83 LIFE Pacific ■ 44
75 SCAD ■ 53
52 Whitworth 65
46 Whitman † 49
51 Hiram † 48
55 La Sierra 45
53 Chapman 60
54 La Verne 57
56 Occidental 48
62 Redlands ■ 56
73 Caltech ■ 41
58 Whittier 56
64 Pomona-Pitzer ■ 43
72 Cal Lutheran 68
60 La Verne ■ 55
51 Occidental ■ 52
58 Redlands 71
66 Caltech 39
64 Whittier ■ 69
63 Pomona-Pitzer 53
76 Cal Lutheran ■ 52

Nickname: Athenas
Colors: Maroon, Gold & White
Arena: Ducey Gymnasium
Capacity: 1,200; Year Built: 1959
AD: Michael L. Sutton
SID: Kelly Beck

CLARION

Clarion, PA 16214 II

Coach: Margaret Parsons, Slippery Rock 1971

2006-07 RESULTS (9-17)

70 Georgian Court ■ 43
57 Ferris St. ■ 73
65 Ashland 71
54 Mansfield 68
61 Bloomsburg 72
64 Pitt.-Johnstown ■ 47
65 Cheyney ■ 40
47 Youngstown St. 58
63 Concord † 73
68 Fairmont St. 70
59 East Stroudsburg ■ 65
63 Kutztown ■ 52
69 California (Pa.) ■ 58
74 Millersville 49
70 West Chester 79
67 Indiana (Pa.) ■ 70
63 Shippensburg 69
48 Lock Haven 68
50 Edinboro ■ 55
63 Slippery Rock 62
61 California (Pa.) 67
60 Indiana (Pa.) 68
64 Shippensburg ■ 79
57 Lock Haven ■ 46
66 Edinboro 78
76 Slippery Rock ■ 74

Nickname: Golden Eagles
Colors: Blue & Gold
Arena: W. S. Tippin Gymnasium
Capacity: 4,000; Year Built: 1968
AD: David Katis
SID: Rich Herman

CLARK ATLANTA

Atlanta, GA 30314 II

Coach: Vanessa White, Tuskegee

2006-07 RESULTS (5-22)

43 West Ga. 52
69 St. Paul's ■ 70
79 North Ala. ■ 65
67 Stillman 64
59 Tuskegee 68
64 Xavier (La.) ■ 75
69 Spelman ■ 43
62 Lane ■ 65
65 Kentucky St. ■ 73
68 Paine 79
61 Benedict 66
62 Miles ■ 73
59 Lane 70
63 Kentucky St. 95
49 Tuskegee ■ 77
64 Stillman ■ 74
65 Montevallo 74
44 Fort Valley St. ■ 57
69 Albany St. (Ga.) ■ 71
50 Paine ■ 69
62 Benedict ■ 67
59 Albany St. (Ga.) 81
71 LeMoyne-Owen ■ 82
71 LeMoyne-Owen 58
50 Fort Valley St. 64
72 Miles 70
50 LeMoyne-Owen † 65

Nickname: Lady Panthers
Colors: Red, Black & Grey
Arena: L.S. Epps Gym
Capacity: 1,800
AD: Brenda Edmond
SID: Charles Ward

CLARK (MASS.)

Worcester, MA 01610-1477 III

Coach: Patricia Glispin, Massachusetts 1975

2006-07 RESULTS (12-13)

50 Nichols 60
45 WPI † 50
57 Johnson & Wales (R.I.) 48
70 Connecticut Col. ■ 53
54 Gordon ■ 33
49 Salem St. ■ 62
68 Amherst 76
74 Eastern Conn. St. ■ 87
54 Trinity (Conn.) 66
48 Southern Me. † 66
76 Staten Island † 40
56 Wheaton (Mass.) 61
45 Mount Holyoke ■ 61
62 Smith ■ 42
56 Springfield 63
79 Wellesley ■ 55
54 Coast Guard 49
65 Babson 53
44 WPI ■ 41
62 MIT 52
67 Smith 46
73 Coast Guard ■ 55
61 Springfield ■ 69
57 Mount Holyoke 75
72 Wheaton (Mass.) 74

Nickname: Cougars
Colors: Scarlet & White
Arena: Kneller Athletic Center
Capacity: 2,000; Year Built: 1977
AD: Linda S. Moulton
SID: Dalya Qualls

CLARKE

Dubuque, IA 52001 III

Coach: Joan Steffen, Mt. Mercy 1991

2006-07 RESULTS (7-17)

48 Wis.-Platteville † 87
59 Wis.-Superior † 79
54 Loras ■ 69
75 Dubuque ■ 83
58 Ashford ■ 62
41 Greenville † 61
62 William Penn 67
55 Augustana (Ill.) 75
56 Crown (Minn.) 47
46 Viterbo ■ 64
54 Wis.-La Crosse ■ 66
53 Milwaukee Engr. ■ 54
62 Lakeland ■ 67
75 William Penn ■ 68
39 Benedictine (Ill.) 59
55 Coe 57
63 Grinnell ■ 51
65 Milwaukee Engr. ■ 49
65 MacMurray 48
61 Augustana (Ill.) ■ 73
56 Mt. Mercy ■ 69
62 Knox ■ 42
65 Dominican (Ill.) 43
65 Milwaukee Engr. 68

Nickname: Crusaders
Colors: Navy & Gold
Arena: Kehl Center
Capacity: 900; Year Built: 1994
AD: Curt Long
SID: Jerry Hanson

CLARKSON

Potsdam, NY 13699-5830 III

Coach: Andrea Preston, Luther 2001

2006-07 RESULTS (8-17)

54 Rochester 82
61 Montclair St. † 81
61 Nazareth 81
38 Rochester Inst. 42
44 Potsdam St. ■ 48
38 Cortland St. 77
61 Alfred 47
46 Plattsburgh St. 44
58 St. John Fisher ■ 51
45 Utica ■ 57
47 Russell Sage ■ 29
44 Hamilton 54
53 William Smith 65
43 St. Lawrence ■ 61
47 Rensselaer ■ 57
56 Vassar ■ 53
40 Union (N.Y.) ■ 47
66 Skidmore ■ 50
35 St. Lawrence 63
58 Vassar 56
28 Rensselaer 70
67 William Smith ■ 60
42 Hamilton ■ 60
43 Skidmore 68
47 Union (N.Y.) 63

Nickname: Golden Knights
Colors: Green & Gold
Arena: Alumni Gymnasium
Capacity: 2,000; Year Built: 1952
AD: Steve Yianoukos
SID: Tommy Szarka

CLAYTON ST.

Morrow, GA 30260 II

Coach: Dennis Cox, Eckerd 1981

2006-07 RESULTS (29-6)

76 Flagler † 44
100 Northwood (Fla.) † 71
89 Lander 82

97 Elizabeth City St. 64
82 Francis Marion 62
60 West Ga. 56
57 Delta St. ■ 69
82 Shaw ■ 67
78 Valdosta St. 71
92 Elizabeth City St. ■ 54
48 West Ga. ■ 45
97 Ga. Southwestern 59
72 Francis Marion ■ 62
80 Armstrong Atlantic ■ 58
87 Lander ■ 71
69 Columbus St. 61
51 UNC Pembroke 59
82 Armstrong Atlantic 72
64 S.C.-Aiken ■ 68
85 Columbus St. ■ 47
69 S.C. Upstate 65
79 Augusta St. 84
71 GCSU 66
107 Ga. Southwestern ■ 47
74 North Ga. 76
68 Augusta St. ■ 61
85 GCSU ■ 69
73 Armstrong Atlantic † 70
70 GCSU † 60
50 Columbus St. † 43
60 Carson-Newman ■ 36
63 Columbus St. ■ 60
66 GCSU ■ 65
60 Tex. A&M-Commerce † 55
57 Fla. Gulf Coast † 61

Nickname: Lakers
Colors: Blue & Orange
Arena: Athletics Center
Capacity: 2,000; Year Built: 1983
AD: Mason Barfield
SID: Lee Wright

CLEMSON

Clemson, SC 29634 I

Coach: Cristy McKinney, North Carolina St. 1979

2006-07 RESULTS (12-18)

69 Arkansas ■ 75
64 Col. of Charleston ■ 42
64 Chattanooga ■ 73
48 South Carolina 80
95 St. John's (N.Y.) † 88
78 Maine 80
67 Furman ■ 62
63 Vanderbilt 82
72 James Madison 85
71 Kennesaw St. ■ 62
70 Tennessee Tech 67
77 Dayton ■ 69
94 Wofford ■ 81
77 Duquesne 74
62 Charlotte ■ 65
73 Wake Forest 57
57 Georgia Tech ■ 63
65 North Carolina ■ 100
60 Florida St. ■ 61
64 Boston College 69
62 Maryland ■ 76
79 Miami (Fla.) 69
53 Duke 105
52 North Carolina St. 65
73 Virginia Tech ■ 69
76 Wake Forest ■ 53
59 Georgia Tech 62
61 Florida St. 73
85 Virginia ■ 86
82 Virginia † 89

Nickname: Lady Tigers
Colors: Burnt Orange & Northwest Purple
Arena: Littlejohn Coliseum
Capacity: 9,850; Year Built: 1968
AD: Terry Don Phillips
SID: Christine Long

CLEVELAND ST.

Cleveland, OH 44115-2440 I

Coach: Kate Peterson, Wis.-Stevens Point 1991

2006-07 RESULTS (8-22)

84 Miami (Ohio) ■ 86
83 Niagara ■ 84
64 Ohio 87
70 Colgate ■ 65
52 Long Island 62
68 Col. of Charleston † 81
55 Buffalo ■ 47
61 Toledo 76
43 St. Bonaventure ■ 56
79 Western Mich. 93
59 Akron ■ 61
60 Virginia 100
51 IUPUI ■ 37
57 Butler ■ 66
60 Wright St. ■ 47
46 Ill.-Chicago 72
80 Loyola (Ill.) 57
61 Detroit ■ 64
39 Green Bay 82
68 Milwaukee 75
55 Youngstown St. 65
61 Loyola (Ill.) ■ 74
54 Ill.-Chicago ■ 68
77 Detroit 74
57 Milwaukee ■ 54
66 Green Bay ■ 69
68 Youngstown St. ■ 57
55 Wright St. 63
79 Butler 83
50 Ill.-Chicago 69

Nickname: Vikings
Colors: Forest Green & White
Arena: Henry J. Goodman Arena
Capacity: 8,500; Year Built: 1991
AD: Lee Reed
SID: Alan Ashby

COAST GUARD

New London, CT 06320-4195 III

Coach: Alex Simonka, Coast Guard 1979

2006-07 RESULTS (13-13)

40 Williams † 58
53 Springfield † 79
85 Anna Maria 70
60 Albertus Magnus ■ 36
58 Trinity (Conn.) ■ 51
60 Wesleyan (Conn.) ■ 67
58 Johnson & Wales (R.I.) 67
63 St. Joseph (Conn.) ■ 56
71 Merchant Marine ■ 57
62 MIT ■ 54
61 Smith ■ 43
42 Springfield 70
45 Wellesley 42
71 Mitchell 66
48 Eastern Conn. St. 71
43 Mount Holyoke 55
49 Clark (Mass.) ■ 54
67 Springfield ■ 59
76 Smith 51
52 WPI ■ 60
62 Connecticut Col. ■ 58
55 Mount Holyoke ■ 65
55 Clark (Mass.) 73
76 Wheaton (Mass.) ■ 64
65 Babson 78
52 Mount Holyoke 65

Nickname: Bears
Colors: Blue & White
Arena: John Merriman Gymnasium
Capacity: 2,400; Year Built: 1964
AD: Raymond Cieplik
SID: Jason Southard

COASTAL CARO.

Conway, SC 29528-6054 I

Coach: Alan LeForce, Cumberland (Ky.) 1957

2006-07 RESULTS (18-11)

70 Col. of Charleston 56
90 Southern Va. ■ 31
49 IPFW † 60
85 Howard † 78
55 Furman 60
58 Campbell ■ 33
74 North Greenville ■ 46
54 UNC Greensboro 64
48 North Carolina † 87
66 UNC Wilmington † 59
73 Converse ■ 43
77 Coker ■ 43
71 Savannah St. ■ 51
54 Liberty ■ 58
59 Radford ■ 61
73 UNC Asheville 61
57 Birmingham-So. ■ 42
61 Charleston So. ■ 37
60 Winthrop 55
52 High Point 65
62 Savannah St. 66
46 UNC Asheville ■ 74
63 Birmingham-So. 57
57 Liberty 59
61 Radford 54
66 High Point ■ 57
67 Winthrop ■ 52
60 Charleston So. 53
51 UNC Asheville 65

Nickname: Lady Chanticleers
Colors: Coastal Green, Bronze & Black
Arena: Kimbel Arena
Capacity: 1,039; Year Built: 1974
AD: Warren Koegel
SID: Kent Reichert

COE

Cedar Rapids, IA 52402-5092 III

Coach: Randi Peterson, Iowa 2001

2006-07 RESULTS (8-18)

33 Beloit † 60
71 Grinnell 76
55 Grand View ■ 58
55 Wartburg ■ 71
66 Bethany Lutheran ■ 76
43 Iowa Wesleyan 53
49 Mt. Mercy 55
55 Puget Sound 67
53 Linfield † 46
55 Dubuque 56
74 Buena Vista 56
57 Loras ■ 52
57 Clarke ■ 55
53 Simpson 81
56 Central (Iowa) 70
54 Cornell College ■ 57
46 Luther ■ 57
69 Dubuque ■ 65
71 Wartburg 65
78 Buena Vista ■ 83
52 Cornell College 49
43 Luther 61
57 Loras 60
52 Simpson ■ 74
66 Central (Iowa) ■ 61
64 Simpson 74

Nickname: Kohawks
Colors: Crimson & Gold
Arena: Moray L. Eby Fieldhouse
Capacity: 2,600; Year Built: 1931
AD: John Chandler
SID: Ryan Workman

COKER

Hartsville, SC 29550 II

Coach: Carol Meegan, Ithaca 1966

2006-07 RESULTS (8-21)

34 S.C.-Aiken ■ 72
69 Converse 57
34 Newberry 65
45 Barton 79
69 Pfeiffer ■ 75
58 Catawba 73
75 North Greenville ■ 61
53 Presbyterian 79
43 Coastal Caro. 77
56 Queens (N.C.) ■ 52
55 Erskine 61
55 Mount Olive ■ 77
28 Belmont Abbey 71
56 Limestone ■ 69
51 St. Andrews 64
55 Lees-McRae ■ 67
72 Anderson (S.C.) 80
79 Queens (N.C.) 75
61 Barton ■ 71
49 Mount Olive 60
80 Belmont Abbey ■ 62
53 Erskine ■ 43
49 Pfeiffer 94
74 Anderson (S.C.) ■ 75
54 Limestone 63
54 St. Andrews ■ 60
81 Lees-McRae 73
78 Lees-McRae 60
75 Pfeiffer 94

Nickname: Cobras
Colors: Navy Blue & Gold
Arena: Timberlake-Lawton Gym
Capacity: 750; Year Built: 1963
AD: C. Timothy Griggs
SID: Christian Stryker

COLBY

Waterville, ME 04901-8849 III

Coach: Lori Gear McBride, North Carolina

2006-07 RESULTS (6-17)

54 Babson 61
60 Geneseo St. † 76
39 Montclair St. † 57
66 Wm. Paterson † 79
50 Maine Maritime 66
71 Thomas (Me.) ■ 65
57 Southern Me. ■ 71
40 Bowdoin 76
81 Me.-Machias 32
66 Bates 75
66 Middlebury ■ 77
55 Williams ■ 76
66 Gordon ■ 44
43 Wesleyan (Conn.) 60
54 Connecticut Col. 51
69 Husson 65
57 Amherst 80
62 Trinity (Conn.) 81
48 Me.-Farmington 76
32 Bowdoin ■ 78
65 St. Joseph's (Me.) ■ 51
74 Bates ■ 87
62 Tufts ■ 71

Nickname: Mules
Colors: Blue & Gray
Arena: Wadsworth Gymnasium
Capacity: 2,500; Year Built: 1966
AD: Marcella K. Zalot
SID: Bill Sodoma

COLBY-SAWYER

New London, NH 03257 III

Coach: George Martin, Springfield 1982

2006-07 RESULTS (22-6)

64	Castleton †	42
58	Plattsburgh St.	48
66	Suffolk ■	50
68	Plymouth St.	58
65	Roger Williams	58
64	Wentworth Inst. ■	50
48	Bowdoin ■	66
63	Springfield ■	71
48	Middlebury ■	58
58	Salve Regina ■	51
62	Gordon	51
52	Nichols	46
76	Anna Maria ■	59
64	Endicott ■	59
55	New England ■	61
77	New England Col.	56
66	Wentworth Inst.	58
76	New England Col. ■	61
81	Eastern Nazarene	48
68	Curry ■	49
62	Endicott	61
67	Gordon ■	38
54	New England	46
77	Regis (Mass.) ■	43
70	Curry ■	58
62	Nichols ■	50
52	Salve Regina ■	53
44	Rhode Island Col. ■	46

Nickname: Chargers
Colors: Royal Blue and White
Arena: David L. Coffin Field House
Capacity: 650; Year Built: 1991
AD: Deborah McGrath
SID: Mitch Capelle

COLGATE

Hamilton, NY 13346-1304 I

Coach: Kristin Hughes, Elms 1991

2006-07 RESULTS (6-25)

62	Niagara	76
62	Canisius ■	57
37	Connecticut	81
65	Cleveland St.	70
49	St. Bonaventure	70
49	Syracuse ■	66
53	Vermont ■	84
44	New Hampshire	52
54	Binghamton ■	79
59	Cornell	64
55	Boston College	81
53	Iowa St.	90
57	Loyola Marymount †	85
42	Utah St. †	58
48	Dartmouth	68
58	Army ■	69
64	Lafayette ■	57
58	American	69
53	Lehigh	62
48	Bucknell ■	74
59	Holy Cross ■	75
55	Navy	44
48	Army	65
53	Lafayette	47
66	American ■	53
50	Lehigh ■	68
32	Bucknell	64
47	Holy Cross	67
52	Navy ■	54
69	Bucknell †	62
45	American †	68

Nickname: Raiders
Colors: Maroon, Gray & White
Arena: Cotterell Court
Capacity: 3,091; Year Built: 1966
AD: David T. Roach
SID: Meredith Rieder

COLORADO

Boulder, CO 80309 I

Coach: Kathy McConnell-Miller, Virginia 1989

2006-07 RESULTS (13-17)

62	San Francisco ■	56
76	Vanderbilt ■	81
80	Cal St. Northridge ■	64
49	Wyoming	68
80	Nevada ■	60
78	Charlotte ■	65
56	Colorado St. ■	51
57	Southern California ■	76
77	Cal St. Fullerton	89
60	Oregon †	70
58	South Dakota St.	80
76	Cal St. Bakersfield ■	61
71	Missouri ■	59
81	Iowa St. ■	67
49	Texas	68
58	Texas A&M	74
67	Oklahoma ■	82
58	Oklahoma St.	61
48	Missouri	61
66	Kansas St. ■	55
70	Texas Tech ■	67
68	Kansas	70
44	Nebraska ■	54
60	Kansas St.	58
55	Iowa St.	74
67	Baylor ■	75
59	Kansas ■	50
70	Nebraska	90
71	Texas Tech †	67
45	Texas A&M †	62

Nickname: Buffaloes
Colors: Silver, Black & Gold
Arena: Coors Events Center
Capacity: 11,064; Year Built: 1979
AD: Mike R. Bohn
SID: Troy Andre

UC-COLO. SPRINGS

Colorado Springs, CO 80933-7150 II

Coach: Jessika Stratton, Baylor 2004

2006-07 RESULTS (10-17)

55	St. Cloud St. †	74
60	Neb.-Omaha †	85
56	Northern Colo.	62
45	South Dakota	85
45	Wayne St. (Neb.)	64
47	Colorado St.-Pueblo	57
59	Adams St.	56
51	Western St. ■	52
69	Northwestern Okla. †	73
65	Biola †	54
60	Western N.M.	57
92	N.M. Highlands	74
60	Fort Lewis ■	74
83	Mesa St. ■	72
82	Chadron St.	68
61	Neb.-Kearney	76
72	Colorado Col. ■	67
87	Colo. Christian ■	75
60	Metro St. ■	74
58	Regis (Colo.) ■	68
46	Colorado Mines	60
50	Metro St.	85
72	Colo. Christian	68
49	Regis (Colo.)	74
53	Colorado Mines ■	63
57	Neb.-Kearney ■	67
87	Chadron St. ■	66

Nickname: Mountain Lions
Colors: Black & Gold
Arena: Lions Den
Capacity: 500; Year Built: 1988
AD: Steve Kirkham
SID: Doug Fitzgerald

COLO. CHRISTIAN

Lakewood, CO 80226 II

Coach: Kristin Buckley, Drake 1994

2006-07 RESULTS (7-20)

63	Northern St. ■	68
64	Wayne St. (Neb.) ■	76
74	Mary ■	64
80	South Dakota ■	97
88	Colorado Col. ■	69
67	Fort Lewis	71
64	Mesa St.	72
58	Adams St. ■	71
63	Colorado St.-Pueblo ■	68
56	Mesa St.	69
61	Bethany (Kan.) †	47
56	Western St.	80
104	Johnson & Wales (Colo.) ■	37
61	Western N.M. ■	72
80	N.M. Highlands ■	67
57	Metro St.	94
42	Colorado Mines ■	71
75	UC-Colo. Springs	87
46	Regis (Colo.)	84
87	Chadron St. ■	59
80	Neb.-Kearney ■	72
72	Regis (Colo.) ■	94
68	UC-Colo. Springs ■	72
61	Neb.-Kearney	96
64	Chadron St.	82
59	Metro St. ■	80
68	Colorado Mines	86

Nickname: Cougars
Colors: Navy & Gold
Arena: CCU Gymnasium
Capacity: 1,800; Year Built: 1990
AD: Douglas Yager
SID: Dustin Main

COLORADO COL.

Colorado Springs, CO 80903 III

Coach: Kelly Mahlum, St. Benedict 1993

2006-07 RESULTS (10-14)

68	Grinnell	63
55	Beloit †	49
74	Austin ■	68
61	Gust. Adolphus ■	73
69	Colo. Christian	88
47	Black Hills St. ■	72
65	South Dak. Tech ■	79
44	Colorado Mines	71
73	Dubuque ■	57
71	Trinity (Tex.) ■	84
61	Chapman †	69
71	Haverford †	53
71	Pomona-Pitzer	63
40	Southwestern (Tex.)	69
67	UC-Colo. Springs	72
92	Johnson & Wales (Colo.)	36
64	Chadron St.	83
58	UC Santa Cruz †	61
60	Dallas	74
103	Johnson & Wales (Colo.) ■	19
66	Chapman	69
70	Dallas †	57
63	UC Santa Cruz †	56
64	Chapman	80

Nickname: Tigers
Colors: Black & Gold
Arena: J. Juan Reid Gymnasium
Capacity: 1,000; Year Built: 1970
AD: Julie Soriero
SID: Dave Reed

COLORADO MINES

Golden, CO 80401 II

Coach: Paula Krueger, Northern St. 1996

2006-07 RESULTS (15-13)

57	Wayne St. (Neb.) †	65
46	Northern St. †	64
50	South Dakota ■	76
68	Neb.-Omaha	84
55	Minn. St. Mankato †	61
55	Western St.	78
71	Colorado Col. ■	44
58	N.M. Highlands ■	45
63	Western N.M. ■	45
63	Biola ■	46
62	Northwestern Okla. ■	58
60	Fort Lewis	65
67	Mesa St.	55
68	Colorado St.-Pueblo ■	64
59	Adams St. ■	42
49	Metro St.	63
71	Colo. Christian	42
72	Chadron St. ■	64
66	Neb.-Kearney ■	39
60	UC-Colo. Springs ■	46
45	Regis (Colo.) ■	54
43	Neb.-Kearney	64
91	Chadron St.	81
47	Regis (Colo.)	60
63	UC-Colo. Springs	53
86	Colo. Christian ■	68
63	Metro St. ■	66
56	Metro St.	69

Nickname: Orediggers
Colors: Silver & Blue
Arena: Volk Gymnasium
Capacity: 1,000; Year Built: 1959
AD: Thomas E. Spicer
SID: Greg Murphy

COLORADO ST.

Fort Collins, CO 80523-6011 I

Coach: Jen Warden, Colorado 1993

2006-07 RESULTS (8-21)

89	UMKC ■	72
51	San Francisco	62
59	Pacific	71
88	Idaho ■	68
60	Western Caro. ■	64
51	Colorado	56
53	Denver ■	65
59	Northern Colo.	48
76	San Jose St. ■	57
76	Okla. Panhandle ■	64
58	Connecticut	93
55	New Mexico St.	71
65	Air Force	56
36	TCU	86
57	Utah ■	73
42	New Mexico ■	73
56	BYU	69
66	San Diego St.	75
66	Wyoming ■	78
46	UNLV	57
61	Air Force ■	49
67	TCU ■	85
49	Utah	64
66	New Mexico	77
50	BYU ■	67
67	San Diego St. ■	56
37	Wyoming	72
58	UNLV ■	63
46	Air Force †	47

Nickname: Rams
Colors: Green & Gold
Arena: Moby Arena
Capacity: 8,745; Year Built: 1968
AD: Paul Kowalczyk
SID: Danny Mattie

COLORADO ST.-PUEBLO

Pueblo, CO 81001-4901 II

Coach: Kip Drown, Missouri St. 1977

2006-07 RESULTS (17-10)

55 Neb.-Omaha ■ 70
59 St. Cloud St. ■ 75
62 Midwestern St. † 56
66 Okla. Panhandle † 54
63 Minn. St. Mankato ■ 68
65 Minn. Duluth ■ 69
57 UC-Colo. Springs ■ 47
43 Regis (Colo.) ■ 87
52 Metro St. 50
68 Colo. Christian 63
76 Chadron St. ■ 51
70 Neb.-Kearney ■ 68
64 Colorado Mines 68
89 N.M. Highlands ■ 60
70 Western N.M. ■ 60
67 Adams St. ■ 58
54 Western St. 60
75 Mesa St. 72
71 Fort Lewis 63
68 Adams St. 63
58 Western St. ■ 48
55 Fort Lewis ■ 42
65 Mesa St. ■ 77
56 Western N.M. 59
78 N.M. Highlands 59
68 Fort Lewis ■ 59
55 Metro St. † 67

Nickname: ThunderWolves
Colors: Red & Blue
Arena: State Fair Events Center
Capacity: 3,500; Year Built: 1979
AD: Joe Folda
SID: Mike McNeely

COLUMBIA

New York, NY 10027 I

Coach: Paul Nixon, Vanderbilt 1993

2006-07 RESULTS (8-20)

75 Loyola (Md.) ■ 69
57 Delaware St. 72
53 Bucknell ■ 71
57 St. Bonaventure † 69
51 Manhattan † 65
37 Hartford ■ 76
61 Sacred Heart ■ 57
58 St. Francis (N.Y.) 66
43 Army 68
66 Wagner ■ 46
42 Oklahoma St. † 86
51 San Francisco † 63
66 Central Conn. St. 76
73 Princeton 79
62 Penn 80
51 Cornell ■ 67
74 Lafayette 66
70 Cornell 83
36 Harvard ■ 65
45 Dartmouth ■ 53
72 Yale 64
54 Brown 57
65 Penn ■ 46
58 Princeton ■ 53
69 Brown ■ 72
66 Yale ■ 64
40 Dartmouth 59
65 Harvard 72

Nickname: Lions
Colors: Columbia Blue & White
Arena: Levien Gymnasium
Capacity: 2,700; Year Built: 1974
AD: M. Dianne Murphy
SID: Laura Drazdowski

COLUMBIA UNION

Takoma Park, MD 20912 II

Coach: Todd Fong, Towson 1984

2006-07 RESULTS (1-28)

54 Kutztown 78
27 Liberty 97
72 Wilmington (Del.) ■ 86
56 Goldey-Beacom 87
53 Shepherd ■ 78
58 Bloomsburg ■ 76
38 Fairmont St. 98
78 Georgian Court 88
54 Kutztown ■ 69
51 Millersville † 78
48 West Chester 65
56 Goldey-Beacom ■ 79
68 Shepherd 76
41 Millersville ■ 87
55 Georgian Court ■ 70
37 Pitt.-Johnstown ■ 71
77 Davis & Elkins 78
58 Davis & Elkins ■ 75
62 East Stroudsburg 83
92 Southern Va. 81
39 Longwood 65
71 West Chester ■ 82
63 Dist. Columbia ■ 74
67 East Stroudsburg ■ 80
50 Dist. Columbia 64
55 Bowie St. ■ 64
69 North Greenville † 84
57 Converse 87
42 Pitt.-Johnstown 88

Nickname: Pioneers
Colors: Blue, Gold and White
Arena: The Pit
Capacity: 350; Year Built: 1954
AD: Bruce Peifer
SID: Wayne Stewart

COLUMBUS ST.

Columbus, GA 31907-5645 II

Coach: Jay Sparks, Chattanooga 1980

2006-07 RESULTS (21-11)

64 Tampa ■ 67
73 Judson (Ala.) ■ 32
57 Fort Valley St. 66
66 West Ga. 45
75 N.C. Central 73
65 Elizabeth City St. † 71
61 West Ga. ■ 42
86 Fayetteville St. † 72
74 Lander † 56
74 Tusculum ■ 69
61 Tuskegee † 56
61 Augusta St. 53
59 UNC Pembroke 53
89 Ga. Southwestern 53
75 S.C.-Aiken ■ 74
61 Clayton St. ■ 69
62 S.C. Upstate 70
78 Ga. Southwestern ■ 45
70 North Ga. ■ 60
47 Clayton St. 85
58 Francis Marion ■ 56
78 GCSU ■ 75
63 Armstrong Atlantic 74
65 Augusta St. ■ 53
78 Lander 79
61 GCSU 67
70 Armstrong Atlantic ■ 60
72 Lander ■ 60
70 S.C.-Aiken † 64
43 Clayton St. † 50
59 Elizabeth City St. † 57
60 Clayton St. 63

Nickname: Lady Cougars
Colors: Red, White & Blue
Arena: Lumpkin Center
Capacity: 4,500; Year Built: 2000
AD: Herbert Greene
SID: Brian Padgett

CONCORD

Athens, WV 24712 II

Coach: Kenny Osborne, Glenville St. 1986

2006-07 RESULTS (21-9)

95 West Chester ■ 88
66 Salem Int'l ■ 60
97 Tusculum ■ 83
72 West Virginia St. 58
66 Charleston (W.V.) 93
69 West Chester 56
51 Millersville † 56
73 Clarion † 63
62 Slippery Rock † 48
77 Fairmont St. ■ 62
71 Pitt.-Johnstown 74
74 Central St. (Ohio) 60
70 Bluefield St. ■ 51
60 Glenville St. 77
71 Ohio Valley 68
73 Shepherd ■ 59
66 West Va. Wesleyan ■ 53
48 West Liberty St. 80
59 Wheeling Jesuit 64
78 Davis & Elkins ■ 57
81 Charleston (W.V.) ■ 71
63 Alderson-Broaddus ■ 51
66 Salem Int'l 77
62 Glenville St. ■ 71
65 West Virginia St. ■ 52
66 West Va. Wesleyan 61
57 Bluefield St. 36
82 West Virginia St. ■ 53
53 Fairmont St. † 50
62 Glenville St. † 72

Nickname: Mountain Lions
Colors: Maroon & Gray
Arena: Carter Center
Capacity: 2,000
AD: Greg Quick
SID: Steve Zeigler

CONCORDIA CHICAGO

River Forest, IL 60305-1499 III

Coach: Tamlyn Tills, Wis.-La Crosse 1982

2006-07 RESULTS (11-14)

57 Lake Forest 74
69 Augustana (Ill.) † 51
75 Dubuque ■ 55
62 Benedictine (Ill.) ■ 67
50 Lakeland ■ 60
58 Wis. Lutheran ■ 74
71 Maranatha Baptist 43
69 Marian (Wis.) 66
62 Southwestern (Tex.) 73
57 McMurry † 76
72 Benedictine (Ill.) 73
57 Edgewood 54
85 Dominican (Ill.) 56
66 Aurora ■ 72
73 Alverno 49
39 Rockford 41
69 Concordia (Wis.) † 70
62 Concordia (Mich.) 58
49 Lakeland 63
98 Maranatha Baptist ■ 69
56 Wis. Lutheran 69
60 Marian (Wis.) ■ 66
55 Edgewood ■ 72
73 Dominican (Ill.) ■ 64
65 Alverno ■ 32

Nickname: Cougars
Colors: Maroon & Gold
Arena: Geiseman Gymnasium
Capacity: 2,200; Year Built: 1964
AD: Pete Gnan
SID: Jim Egan

CONCORDIA (N.Y.)

Bronxville, NY 10708 II

Coach: Robert DiNardo, Lehman 1982

2006-07 RESULTS (1-26)

43 Philadelphia U. ■ 78
48 Nyack † 72
46 Dominican (N.Y.) 84
54 Felician 74
38 Stonehill 108
36 St. Thomas Aquinas 62
31 Adelphi ■ 64
43 Alderson-Broaddus † 62
58 Molloy † 89
46 C.W. Post 76
31 Dowling ■ 56
55 Mercy 70
50 NYIT 72
28 Molloy 70
49 Bridgeport 82
69 Queens (N.Y.) ■ 75
56 New Haven 94
64 St. Thomas Aquinas ■ 87
38 Adelphi 61
58 Mercy ■ 84
24 Dowling 75
56 C.W. Post ■ 105
44 NYIT ■ 76
53 Molloy ■ 72
50 Bridgeport ■ 96
76 Queens (N.Y.) 72
71 New Haven ■ 115

Nickname: Clippers
Colors: Blue & Gold
Arena: Meyer Athletic Center
Capacity: 1,500; Year Built: 1967
AD: Ivan Marquez
SID: Craig Boston

CONCORDIA (WIS.)

Mequon, WI 53097-2402 III

Coach: Stacy Brunner, Winona St. 1999

2006-07 RESULTS (23-4)

100 Silver Lake 16
68 Ripon 71
74 Rockford 48
81 Alverno ■ 40
76 Benedictine (Ill.) ■ 59
42 Wis. Lutheran 60
64 Westminster (Pa.) † 67
58 Roger Williams † 50
66 Lakeland 53
54 Rockford ■ 46
80 Maranatha Baptist ■ 37
72 Marian (Wis.) ■ 40
69 Edgewood ■ 50
88 Dominican (Ill.) 53
71 Aurora ■ 54
70 Concordia Chicago † 69
74 Concordia (Neb.) † 68
70 Alverno 36
67 Lakeland ■ 48
78 Benedictine (Ill.) 74
69 Wis. Lutheran ■ 59
83 Maranatha Baptist 69
68 Marian (Wis.) 55
83 Dominican (Ill.) ■ 45
70 Edgewood ■ 67
65 Benedictine (Ill.) ■ 50
51 Luther 72

Nickname: Falcons
Colors: Royal Blue & White
Arena: R. John Buuck Field House
Capacity: 2,000; Year Built: 1989
AD: Robert M. Barnhill
SID: Rick Riehl

CONCORDIA (TEX.)

Austin, TX 78705-2799 III

Coach: Linda Sharp, Cal St. Fullerton 1973

2006-07 RESULTS (8-16)

48 Oklahoma City ■ 78
70 Louisiana Col. 58
58 Mississippi Col. 78
70 Texas-Tyler ■ 74
67 Menlo ■ 68
74 Huston-Tillotson ■ 81
60 Texas-Dallas ■ 55
57 East Tex. Baptist 76
90 LeTourneau 68
73 Ozarks (Ark.) ■ 60
59 Hardin-Simmons ■ 72
55 McMurry ■ 68
55 Sul Ross St. 57
48 Howard Payne 55
75 Schreiner 68
71 Texas Lutheran 67
63 Mary Hardin-Baylor 73
88 Schreiner ■ 75
61 Texas Lutheran ■ 63
67 Mary Hardin-Baylor ■ 81
49 Howard Payne ■ 80
71 Sul Ross St. ■ 51
51 Hardin-Simmons 91
48 McMurry 70

Nickname: Lady Tornados
Colors: Purple & White
Arena: Woltman Center
Capacity: 1,600; Year Built: 1982
AD: Linda Lowery
SID: Brooke Boggs

CONCORDIA-M'HEAD

Moorhead, MN 56562-3597 III

Coach: Jessica Rahman, Concordia-M'head 1988

2006-07 RESULTS (18-9)

70 Southern Va. † 47
77 Notre Dame (Ohio) † 63
54 St. Benedict 72
59 Valley City St. 70
63 St. Olaf 42
87 St. Catherine 80
62 Carleton ■ 61
52 Macalester 57
60 Hamline ■ 67
71 Gust. Adolphus ■ 69
87 Bethel (Minn.) 77
75 St. Thomas (Minn.) ■ 70
79 Augsburg 56
64 St. Mary's (Minn.) ■ 42
55 St. Benedict ■ 70
57 Carleton 58
83 St. Olaf ■ 62
90 St. Catherine ■ 88
73 Macalester ■ 52
76 Hamline 64
49 Gust. Adolphus 46
66 Bethel (Minn.) ■ 67
45 St. Thomas (Minn.) 55
85 Augsburg ■ 48
70 St. Mary's (Minn.) 64
80 St. Catherine ■ 72
52 Gust. Adolphus 63

Nickname: Cobbers
Colors: Maroon & Gold
Arena: Memorial Auditorium
Capacity: 3,500; Year Built: 1951
AD: Larry Papenfuss
SID: Jim Cella

CONCORDIA-ST. PAUL

St. Paul, MN 55104 II

Coach: Paul Fessler, Northwestern (Iowa) 1988

2006-07 RESULTS (22-10)

74 Augustana (S.D.) 93
53 Northern Mich. ■ 54
73 Minn. Duluth ■ 76
57 St. Cloud St. 59
70 Minn. St. Moorhead 69
74 Bemidji St. 82
77 Minn.-Crookston 52
71 St. Cloud St. ■ 77
64 North Dakota ■ 80
76 Catawba † 60
59 Holy Family † 55
71 Minn. St. Mankato ■ 59
60 Mary ■ 50
72 Northern St. ■ 67
62 Winona St. 66
65 Upper Iowa 43
94 Southwest Minn. St. ■ 48
79 Wayne St. (Neb.) ■ 68
80 Minn. St. Moorhead ■ 78
77 Minn.-Crookston ■ 62
90 Bemidji St. ■ 68
68 Northern St. 49
79 Mary 62
85 Upper Iowa ■ 56
66 Winona St. ■ 63
78 Wayne St. (Neb.) 90
79 Southwest Minn. St. 67
68 Southwest Minn. St. ■ 56
83 Wayne St. (Neb.) ■ 74
85 Minn. St. Moorhead ■ 77
82 South Dakota † 74
89 Neb.-Kearney † 92

Nickname: Golden Bears
Colors: Navy Blue & Vegas Gold
Arena: Gangelhoff Center
Capacity: 1,200; Year Built: 1993
AD: Thomas Rubbelke
SID: Jen Foley

CONNECTICUT

Storrs, CT 06269 I

Coach: Geno Auriemma, West Chester 1981

2006-07 RESULTS (32-4)

84 Richmond ■ 50
81 Colgate ■ 37
84 Boston U. ■ 51
66 Purdue ■ 55
83 Holy Cross 64
84 Georgetown 26
96 Virginia 60
93 Colorado St. ■ 58
85 Oakland ■ 53
62 Hartford ■ 36
82 Sacred Heart ■ 40
63 West Virginia 44
64 Tennessee ■ 70
106 Seton Hall ■ 58
76 Syracuse ■ 45
76 North Carolina 82
96 Providence 53
84 St. John's (N.Y.) 63
88 DePaul ■ 76
64 Notre Dame ■ 47
70 Cincinnati 60
52 Marquette 48
60 Rutgers ■ 50
72 LSU 71
84 Louisville ■ 56
82 Pittsburgh ■ 68
81 South Fla. 67
92 Villanova ■ 49
70 Rutgers 44
74 South Fla. ■ 54
76 Louisville ■ 50
47 Rutgers ■ 55
82 UMBC ■ 33
94 Green Bay ■ 70
78 North Carolina St. † 71
50 LSU † 73

Nickname: Huskies
Colors: National Flag Blue & White
Arena: Harry A. Gampel Pavilion
Capacity: 10,167; Year Built: 1990
AD: Jeffrey A. Hathaway
SID: Randy Press

CONNECTICUT COL.

New London, CT 06320-4196 III

Coach: Laura Hungerford, Central Conn. St. 1979

2006-07 RESULTS (10-14)

52 Stevens Institute † 61
81 Eastern Nazarene † 50
43 Nichols ■ 64
53 Clark (Mass.) 70
61 Mass. Liberal Arts ■ 44
74 Mitchell 55
61 Rhode Island Col. ■ 70
71 Albertus Magnus ■ 60
65 St. Joseph (Conn.) 51
45 Western Conn. St. 72
60 Johnson & Wales (R.I.) ■ 56
66 Smith 63
46 Wesleyan (Conn.) ■ 55
58 John Jay ■ 55
28 Bowdoin ■ 81
51 Colby ■ 54
71 Newbury ■ 25
41 Tufts 65
63 Bates 76
64 Amherst ■ 59
44 Trinity (Conn.) ■ 63
58 Coast Guard 62
50 Williams 64
40 Middlebury 51

Nickname: Camels
Colors: Royal Blue & White
Arena: Luce Fieldhouse/Gymnasium
Capacity: 1,000; Year Built: 1984
AD: Fran Shields
SID: Will Tomasian

CONVERSE

Spartanburg, SC 29302-0006 II

Coach: Brett Phillips, Queens (N.C.) 1998

2006-07 RESULTS (6-22)

50 S.C. Upstate ■ 80
55 Tusculum 79
50 West Liberty St. † 74
57 Coker ■ 69
41 Newberry ■ 77
74 Pfeiffer 92
77 Limestone ■ 62
60 Presbyterian 74
61 Queens (N.C.) ■ 72
61 Lees-McRae 67
58 Anderson (S.C.) 109
48 Carson-Newman 73
63 S.C.-Aiken ■ 77
73 West Virginia St. ■ 62
67 Augusta St. 76
43 Coastal Caro. 73
64 Anderson (S.C.) ■ 85
72 Belmont Abbey 63
78 Carson-Newman ■ 83
77 Lander 92
48 Brevard ■ 54
78 North Greenville 86
63 Erskine 71
91 Lees-McRae ■ 80
62 Brevard 66
85 St. Andrews ■ 86
76 North Greenville ■ 51
87 Columbia Union ■ 57

Nickname: All Stars
Colors: Purple & Gold
AD: Joy Couch
SID: Margaret Moore

COPPIN ST.

Baltimore, MD 21216-3698 I

Coach: Derek Brown, Montclair St.

2006-07 RESULTS (25-8)

53 George Washington 63
59 UMBC 48
55 Youngstown St. ■ 42
76 Robert Morris 68
54 Lafayette 34
53 West Virginia 54
64 Morgan St. 49
45 Xavier 49
64 Bucknell ■ 50
54 Seton Hall 59
54 Miami (Fla.) 60
64 James Madison † 70
61 Bethune-Cookman ■ 38
57 Delaware St. ■ 39
89 Norfolk St. 61
63 Hampton 56
75 N.C. A&T ■ 60
64 South Carolina St. ■ 53
71 Howard 57
77 Md.-East. Shore 47
58 Delaware St. 53
73 Norfolk St. ■ 44
68 Hampton ■ 45
84 N.C. A&T 81
64 South Carolina St. 47
78 Howard ■ 57
68 Md.-East. Shore ■ 51
65 Florida A&M 47
67 Morgan St. ■ 53
59 Howard † 44
67 Morgan St. † 69
67 St. Joseph's 52
49 South Fla. 66

Nickname: Lady Eagles
Colors: Royal Blue & Gold
Arena: Coppin Center-Pullen Gym
Capacity: 1,720; Year Built: 1987
AD: Ronald Mitchell
SID: John Kneisly

CORNELL

Ithaca, NY 14853 I

Coach: Dayna Smith, Rhode Island 1996

2006-07 RESULTS (12-15)

64 Syracuse 72
60 Lafayette 76
59 Bucknell 73
43 Ohio St. 77
39 Davidson † 67
60 Morgan St. ■ 66
61 Radford ■ 83
64 Colgate ■ 59
67 St. Bonaventure † 78
57 Wagner 42
66 Ithaca ■ 38
65 NJIT ■ 42
59 Binghamton ■ 60
67 Penn 58
70 Princeton 66
67 Columbia 51
83 Columbia ■ 70
56 Dartmouth ■ 60
57 Harvard ■ 71
68 Brown 59
45 Yale 61
69 Princeton ■ 66
48 Penn ■ 49
59 Yale ■ 55
41 Brown ■ 36
48 Harvard 64
51 Dartmouth 62

Nickname: Big Red
Colors: Carnelian Red & White
Arena: Newman Arena

Capacity: 4,473; Year Built: 1989
AD: J. Andrew Noel
SID: Julie Greco

CORNELL COLLEGE

Mt. Vernon, IA 52314-1098 III

Coach: Brent Brase, Cornell College 1990

2006-07 RESULTS (8-17)

65	Monmouth (Ill.)	68
48	Iowa Wesleyan ■	52
53	Central (Iowa)	62
98	Silver Lake	13
81	Mt. Mary	32
60	Beloit ■	56
64	Augustana (Ill.) ■	56
54	Elmhurst	44
60	Bethany Lutheran †	61
65	Bethany Lutheran †	67
41	Luther	55
44	Wartburg ■	58
47	Loras ■	56
67	Dubuque ■	51
49	Simpson	62
57	Coe	54
51	Buena Vista ■	69
57	Central (Iowa) ■	49
63	Dubuque	71
41	Simpson ■	69
49	Coe ■	52
60	Buena Vista	65
57	Wartburg	65
47	Loras	60
52	Luther ■	75

Nickname: Rams
Colors: Purple & White
Arena: Small Multi-Sport Center
Capacity: 2,500; Year Built: 1953
AD: Tina Hill
SID: Darren Miller

CORTLAND ST.

Cortland, NY 13045 III

Coach: Jeannette Yeoman, St. Joseph's (Ind.) 1990

2006-07 RESULTS (26-3)

71	Delaware Valley †	88
69	N.C. Wesleyan †	46
78	William Smith	66
70	Oneonta St.	62
80	SUNYIT ■	37
77	Clarkson ■	38
61	Ithaca ■	56
83	Nazareth ■	60
71	Elmira	70
51	Keuka ■	42
76	Buffalo St. ■	57
68	Fredonia St.	57
77	Geneseo St.	72
65	Oswego St. ■	59
63	Brockport St. ■	60
60	Oswego St.	58
75	New Paltz St.	70
78	Potsdam St. ■	58
72	Plattsburgh St. ■	60
73	Oneonta St. ■	62
68	Buffalo St.	60
67	Potsdam St.	53
52	Brockport St.	55
72	Fredonia St. ■	49
76	Potsdam St. ■	55
71	New Paltz St. ■	55
59	Oswego St. ■	50
72	Medaille ■	67
51	Rochester ■	68

Nickname: Red Dragons
Colors: Red & White
Arena: Corey Gymnasium
Capacity: 3,500; Year Built: 1973
AD: Joan Sitterly
SID: Fran Elia

CREIGHTON

Omaha, NE 68178-0001 I

Coach: Jim Flanery, Creighton 1987

2006-07 RESULTS (13-19)

55	Ark.-Little Rock	66
79	Kansas St.	94
47	Kansas ■	60
55	Minnesota	75
69	Iowa ■	75
66	Missouri	70
71	Eastern Ill. †	81
89	Memphis	79
74	Oregon St. ■	62
57	Nebraska ■	60
72	Oral Roberts ■	64
59	Illinois St.	70
62	Indiana St.	89
53	UNI ■	56
73	Bradley ■	63
67	Drake ■	57
43	Southern Ill.	63
76	Evansville	74
61	Missouri St. ■	51
72	Wichita St. ■	66
69	Bradley	65
72	UNI	78
52	Drake	64
77	Evansville ■	65
56	Southern Ill. ■	67
60	Missouri St.	70
71	Wichita St.	68
64	Indiana St. ■	69
54	Illinois St. ■	72
69	Indiana St. †	65
59	Illinois St. †	56
64	Drake	65

Nickname: Bluejays
Colors: Blue & White
Arena: Omaha Civic Auditorium
Capacity: 9,377; Year Built: 1954
AD: Bruce D. Rassmussen
SID: Rob Simms

CURRY

Milton, MA 02186 III

Coach: Fran Elms

2006-07 RESULTS (12-14)

65	D'Youville †	54
70	Mass.-Boston	78
63	Wheaton (Mass.) ■	59
55	Bridgewater St.	83
48	Suffolk	67
68	Nichols ■	57
62	Roger Williams ■	67
91	Rivier	61
79	New England	74
50	Salve Regina	69
72	Nichols	87
91	Regis (Mass.) ■	65
61	Roger Williams	71
65	Regis (Mass.)	77
50	Salve Regina ■	72
103	Eastern Nazarene ■	53
65	Endicott ■	79
83	Anna Maria	75
70	Gordon ■	56
49	Colby-Sawyer	68
51	Western New Eng. ■	65
73	New England Col.	70
71	Eastern Nazarene	61
47	Wentworth Inst. ■	72
74	Anna Maria ■	61
58	Colby-Sawyer	70

Nickname: Colonels
Colors: Purple & White
Arena: Miller Gymnasium
Capacity: 300; Year Built: 1952
AD: Vincent Eruzione
SID: Ken Golner

D'YOUVILLE

Buffalo, NY 14201 III

Coach: Mark Herr, Niagara 1988

2006-07 RESULTS (15-10)

54	Curry †	65
94	Fisher †	42
64	Fredonia St.	68
58	St. John Fisher	68
79	Waynesburg †	75
65	Polytechnic (N.Y.)	59
41	Keuka ■	55
60	Morrisville St. ■	29
46	Rochester Inst. ■	55
71	Hilbert	45
62	Phila. Biblical ■	47
65	Cazenovia	44
65	Penn St.-Berks	69
70	Bard	60
64	Keystone	59
70	Baptist Bible (Pa.) ■	62
67	Keuka	70
57	Chestnut Hill ■	78
65	Cazenovia ■	43
83	Keystone ■	65
55	Villa Julie	57
77	Purchase St. ■	55
71	Baptist Bible (Pa.)	68
65	Bard ■	32
59	Baptist Bible (Pa.) ■	60

Nickname: Lady Spartans
Colors: Red, White & Black
Arena: College Ctr. Gym
Capacity: 500; Year Built: 2003
AD: Brian M. Cavanaugh
SID: John Hutton

DALLAS

Irving, TX 75062 III

Coach: Gen Schmitt, Trinity (Tex.) 2004

2006-07 RESULTS (12-15)

72	Louisiana Col. ■	66
63	Huntingdon ■	49
62	Millsaps ■	56
62	Southwestern (Tex.) ■	74
69	Southwestern Christ. ■	75
63	Dallas Christian ■	35
65	Austin ■	75
72	Greensboro †	66
59	Hendrix	81
45	Linfield	62
52	Lewis & Clark	72
77	Merchant Marine ■	67
64	Hendrix ■	82
60	Rhodes ■	71
66	Millsaps	56
72	Schreiner ■	60
76	Dallas Christian ■	51
35	Austin	55
62	Texas-Dallas	66
57	UC Santa Cruz ■	63
74	Colorado Col. ■	60
66	Trinity (Tex.) ■	72
59	Southwestern (Tex.)	58
57	Colorado Col. †	70
46	Chapman	60
71	Finlandia	70
63	Salem	65

Nickname: Crusaders
Colors: Navy & White
Arena: Maher Athletic Center
Capacity: 1,000; Year Built: 1965
AD: Richard L. Strockbine
SID: To be named

DANIEL WEBSTER

Nashua, NH 03063-1300 III

Coach: Cori Hughes, Boston U. 1992

2006-07 RESULTS (8-15)

30	WPI	70
66	Eastern Nazarene	64
65	Regis (Mass.) ■	64
30	Worcester St. †	68
58	Lyndon St.	51
70	New England Col. ■	71
65	Newbury ■	62
39	Skidmore †	73
56	Wheelock ■	41
53	Albertus Magnus	56
66	Rivier	80
36	Suffolk	70
61	Mitchell	76
44	Johnson & Wales (R.I.) ■	40
46	Simmons ■	59
50	Pine Manor	66
58	Southern Vt. ■	69
39	Norwich	66
61	Hampshire ■	15
46	Emmanuel (Mass.) ■	69
54	Western New Eng. ■	82
43	Emerson	61
54	St. Joseph (Conn.) ■	52

Nickname: Eagles
Colors: Navy, White & Red
Arena: Mario Vagge Gym
Capacity: 500; Year Built: 1977
AD: John Griffith
SID: Greg Andruskevich

DARTMOUTH

Hanover, NH 03755 I

Coach: Christine Wielgus, Springfield 1974

2006-07 RESULTS (15-14)

45	Hartford	62
49	Vanderbilt	79
41	Marist	77
70	Quinnipiac	77
61	Maine ■	72
73	Northeastern	67
71	Stony Brook ■	59
65	Michigan	67
49	Central Mich.	68
40	Duke ■	77
76	Dayton ■	71
68	Colgate ■	48
68	Harvard ■	71
79	New Hampshire	67
68	Holy Cross ■	44
61	Brown	44
56	Yale	63
60	Cornell	56
53	Columbia	45
70	Penn ■	43
75	Princeton ■	46
67	Yale ■	59
75	Brown ■	53
56	Princeton	61
53	Penn	56
59	Columbia ■	40
62	Cornell ■	51
54	Harvard	72
39	Seton Hall	60

Nickname: Big Green
Colors: Dartmouth Green and White
Arena: Leede Arena
Capacity: 2,100; Year Built: 1986
AD: Jo Ann Harper
SID: To be named

DAVIDSON
Davidson, NC 28035 I

Coach: Annette Watts, East Tenn. St. 81

2006-07 RESULTS (23-9)

67	UNC Asheville ■	55
82	East Tenn. St.	68
68	Georgia	74
66	Winthrop	48
61	Montana †	68
67	Cornell †	39
81	High Point	63
88	Emory ■	40
73	UNC Greensboro ■	59
75	Charlotte ■	69
75	Furman ■	55
67	Eastern Wash.	58
77	Gonzaga	69
58	Col. of Charleston	48
75	Western Caro.	60
76	Chattanooga ■	89
69	Ga. Southern	51
68	Elon	49
86	Wofford ■	39
75	Appalachian St. ■	62
55	UNC Greensboro	78
72	Col. of Charleston ■	63
56	Western Caro. ■	67
65	Chattanooga	70
75	Ga. Southern ■	52
63	Elon ■	50
65	Wofford	68
68	Appalachian St.	64
71	Furman	66
71	Wofford †	62
68	Chattanooga †	80
77	UAB	81

Nickname: Wildcats
Colors: Red & Black
Arena: John M. Belk Arena
Capacity: 5,700; Year Built: 1989
AD: James E. Murphy III
SID: Gavin McFarlin

DAVIS & ELKINS
Elkins, WV 26241-3996 II

Coach: Jay Dailer, West Virginia 1973

2006-07 RESULTS (4-24)

45	Anderson (S.C.) †	79
42	Tusculum †	68
40	Fairmont St. ■	74
56	Shepherd ■	78
60	Dist. Columbia	64
43	Doane †	66
65	Thomas More †	69
53	Georgetown (Ky.)	75
74	West Virginia St. ■	64
48	Glenville St.	101
38	West Liberty St.	90
78	Columbia Union ■	77
53	Alderson-Broaddus ■	42
75	Columbia Union	58
61	West Va. Wesleyan	90
82	Ohio Valley ■	90
43	Charleston (W.V.) ■	94
58	Salem Int'l ■	72
57	Concord	78
64	Bluefield St.	80
59	Dist. Columbia ■	78
44	Wheeling Jesuit	80
62	Alderson-Broaddus	75
58	West Va. Wesleyan ■	77
61	West Virginia St.	77
36	Charleston (W.V.)	74
56	Glenville St. ■	95
47	West Liberty St.	72

Nickname: Senators
Colors: Scarlet & White
Arena: Memorial Gymnasium
Capacity: 2,000; Year Built: 1950
AD: Ralph Hill
SID: Kristi Kirkpatrick

DAYTON
Dayton, OH 45469 I

Coach: Jim Jabir, Nazareth 1984

2006-07 RESULTS (12-19)

54	Louisville	81
96	Memphis †	71
55	Winthrop †	42
60	Cincinnati	65
71	Indiana	98
62	Drexel ■	46
58	Akron	57
52	Tenn.-Martin	53
63	Long Island ■	67
69	Loyola (Ill.) ■	73
69	Clemson	77
59	Wright St.	60
74	Boston U. †	77
71	Dartmouth	76
87	St. Francis (Pa.) ■	66
54	Xavier ■	71
70	Charlotte	82
74	St. Louis	67
69	Fordham ■	38
57	George Washington ■	70
77	Duquesne ■	60
63	St. Bonaventure	70
50	Temple	68
59	La Salle ■	57
52	Xavier	80
77	Rhode Island	65
78	St. Joseph's ■	77
58	Massachusetts ■	66
63	Richmond	66
57	La Salle †	43
45	George Washington †	61

Nickname: Flyers
Colors: Red & Blue
Arena: University of Dayton Arena
Capacity: 13,266; Year Built: 1969
AD: Ted Kissell
SID: Bill Thomas

DePAUL
Chicago, IL 60614 I

Coach: Doug Bruno, DePaul 1973

2006-07 RESULTS (19-13)

71	Oklahoma	105
86	Yale ■	60
90	Illinois St. ■	64
71	Northern Ill. ■	68
71	Green Bay	70
78	Missouri St.	57
87	Rutgers ■	73
74	Northwestern ■	66
81	Detroit	57
74	Ill.-Chicago	65
97	Loyola (Ill.) †	70
73	TCU †	74
71	UNLV	89
77	Chicago St.	71
79	Marquette ■	82
63	West Virginia ■	74
44	Cincinnati	62
56	Villanova	53
69	Georgetown ■	62
76	Connecticut	88
81	Providence ■	47
61	St. John's (N.Y.)	78
68	Louisville	86
72	South Fla. ■	65
70	Notre Dame	78
85	Seton Hall ■	60
67	Syracuse	58
80	Pittsburgh	87
87	Notre Dame ■	73
76	Notre Dame †	71
55	Rutgers †	63
54	Georgia Tech †	55

Nickname: Blue Demons
Colors: Royal Blue & Scarlet
Arena: McGrath Arena
Capacity: 3,000; Year Built: 2000
AD: Jean Lenti Ponsetto
SID: Greg Greenwell

DePAUW
Greencastle, IN 46135 III

Coach: Kris Huffman, UNI 1990

2006-07 RESULTS (31-3)

75	Washington-St. Louis †	68
68	Ill. Wesleyan	77
113	Fontbonne ■	48
89	St. Elizabeth ■	33
73	Denison ■	64
101	Centre ■	48
90	Monmouth (Ill.)	60
82	Wittenberg	60
94	Webster	51
68	Kenyon †	40
69	Medaille †	59
67	Pt. Loma Nazarene †	57
82	Sewanee	51
61	Oglethorpe	63
87	Hendrix ■	65
78	Austin ■	45
76	Trinity (Tex.) ■	54
69	Southwestern (Tex.) ■	48
82	Rhodes	54
88	Millsaps	57
77	Centre	46
73	Hendrix	54
57	Austin	61
80	Sewanee ■	47
95	Oglethorpe ■	58
82	Sewanee †	58
67	Austin †	38
73	Oglethorpe †	60
74	Transylvania ■	54
74	Denison ■	66
74	Emmanuel (Mass.)	50
74	Calvin †	61
67	Mary Washington †	61
55	Washington-St. Louis †	52

Nickname: Tigers
Colors: Old Gold & Black
Arena: Neal Fieldhouse
Capacity: 2,800; Year Built: 1982
AD: Page Cotton Jr.
SID: Bill Wagner

DEFIANCE
Defiance, OH 43512 III

Coach: Corey Laster, Taylor-Ft. Wayne 1993

2006-07 RESULTS (14-11)

68	Albion †	66
60	Westminster (Pa.) †	48
63	Tri-State	59
50	Manchester	53
50	Anderson (Ind.) ■	52
65	Bluffton ■	53
59	Hanover ■	44
60	Siena Heights	86
57	Buffalo St. ■	40
71	Notre Dame (Ohio) ■	52
86	Myers ■	60
52	Adrian	60
63	Capital ■	57
51	Rose-Hulman ■	54
74	Mt. St. Joseph ■	65
59	Transylvania	75
52	Franklin	55
46	Anderson (Ind.)	48
42	Manchester ■	53
71	Hanover	60
60	Bluffton	51
65	Mt. St. Joseph	56
61	Rose-Hulman	77
60	Franklin ■	51
55	Transylvania ■	69

Nickname: Yellow Jackets
Colors: Purple & Gold
Arena: Weaner Community Center
Capacity: 1,800; Year Built: 1964
AD: Dick Kaiser
SID: Seth Mikel

DELAWARE
Newark, DE 19716 I

Coach: Tina Martin, Lock Haven 1986

2006-07 RESULTS (26-6)

68	Villanova ■	63
60	Boston College	68
71	American ■	54
86	Kentucky †	70
71	San Francisco	47
73	Penn	49
65	Drexel	53
66	La Salle	52
79	Boston U. ■	59
63	Massachusetts	62
66	Fordham ■	42
59	Bowling Green	70
59	Hofstra ■	56
66	UNC Wilmington	38
65	Northeastern ■	43
79	Towson ■	45
68	William & Mary ■	55
67	Hofstra	59
65	James Madison	73
67	George Mason ■	47
82	VCU	51
85	Georgia St. ■	66
76	George Mason	58
47	Old Dominion	63
80	UNC Wilmington ■	62
70	Towson	52
77	James Madison ■	67
64	Drexel ■	36
65	Northeastern	35
79	VCU ■	58
56	James Madison ■	67
58	Michigan St.	69

Nickname: Fightin' Blue Hens
Colors: Blue & Gold
Arena: Bob Carpenter Center
Capacity: 5,000; Year Built: 1992
AD: Edgar N. Johnson
SID: Dustin Semonavick

DELAWARE ST.
Dover, DE 19901 I

Coach: Ed Davis, West Virginia St. 1970

2006-07 RESULTS (20-13)

72	Columbia ■	57
50	Virginia Tech	66
46	Old Dominion	57
67	Winston-Salem	51
42	Bucknell ■	53
54	UCLA †	64
57	Sam Houston St. †	43
63	Texas Southern	46
43	Texas A&M	70
40	North Carolina	87
42	South Carolina St.	33
39	Coppin St.	57
40	Morgan St.	42
58	Howard ■	48
32	Md.-East. Shore	45
52	Hampton ■	58
64	Norfolk St. ■	41
67	Winston-Salem ■	53
57	Florida A&M	53
53	Bethune-Cookman	39
53	Coppin St. ■	58
71	Morgan St. ■	48
68	Howard	55
65	Md.-East. Shore ■	51
57	Hampton	61
77	Norfolk St.	55
66	Florida A&M ■	53
73	Bethune-Cookman ■	39
73	N.C. A&T ■	70
63	Norfolk St. †	55
61	Florida A&M †	46

55 Morgan St. † 42
47 Vanderbilt † 62

Nickname: Lady Hornets
Colors: Red & Columbia Blue
Arena: Memorial Hall
Capacity: 3,000; Year Built: 1982
AD: Chuck Bell
SID: Dennis Jones

DELAWARE VALLEY

Doylestown, PA 18901-2699 III

Coach: Laura Hogan, Delaware Valley 1990

2006-07 RESULTS (11-13)

88 Cortland St. † 71
70 Muhlenberg 87
68 Widener ■ 73
56 DeSales ■ 72
86 Wilkes ■ 66
81 Marywood 73
55 McDaniel 67
57 St. Lawrence † 65
63 Rensselaer † 68
67 Lebanon Valley ■ 53
67 Cabrini ■ 53
76 Drew 64
57 King's (Pa.) 75
54 FDU-Florham ■ 82
65 Lycoming 63
66 Scranton ■ 72
79 King's (Pa.) ■ 86
75 FDU-Florham 66
79 Ursinus ■ 85
75 Wilkes 65
84 Drew ■ 81
60 Scranton 64
76 DeSales 67
64 Lycoming ■ 80

Nickname: Aggies
Colors: Green & Gold
Arena: James Work Gymnasium
Capacity: 1,800; Year Built: 1969
AD: Frank Wolfgang
SID: Matthew Levy

DELTA ST.

Cleveland, MS 38733 II

Coach: Sandra Rushing, Alabama 1986

2006-07 RESULTS (28-4)

49 Fort Valley St. 52
57 Miles † 47
90 LeMoyne-Owen ■ 49
68 West Ga. ■ 38
63 North Ga. ■ 56
70 North Ala. ■ 43
72 Spring Hill ■ 49
69 Clayton St. 57
67 Tougaloo 47
62 Spring Hill 34
72 West Ala. ■ 42
56 West Ala. 59
66 Ouachita Baptist ■ 40
57 Harding 51
65 Ark.-Monticello ■ 49
49 Southern Ark. ■ 52
55 Christian Bros. 44
60 Arkansas Tech 55
77 Henderson St. ■ 55
75 Ouachita Baptist 48
77 Harding ■ 55
67 Ark.-Monticello 59
52 Southern Ark. 50
66 Christian Bros. ■ 50
60 Arkansas Tech ■ 54
64 Henderson St. 56
40 Henderson St. † 37
57 Southern Ark. † 41
66 Arkansas Tech † 59
66 Florida Tech † 50
43 Arkansas Tech † 40
44 Fla. Gulf Coast 57

Nickname: Lady Statesmen
Colors: Forest Green & White
Arena: Walter Sillers Coliseum
Capacity: 4,000; Year Built: 1961
AD: Ron Mayers
SID: Matt Jones

DENISON

Granville, OH 43023 III

Coach: Sara Lee, Morehead St. 1986

2006-07 RESULTS (25-5)

83 Otterbein † 74
47 Case Reserve † 69
66 Bethany (W.V.) ■ 49
64 Rose-Hulman † 54
64 DePauw 73
86 Thiel ■ 54
73 West Va. Tech ■ 83
79 Earlham ■ 44
79 Hiram 51
60 Amherst † 47
78 LeTourneau † 56
54 Wittenberg ■ 41
62 Kenyon 49
67 Ohio Wesleyan 61
51 Wooster 47
52 Allegheny ■ 39
63 Wittenberg 50
64 Hiram ■ 32
57 Earlham 39
50 Kenyon ■ 39
82 Oberlin 66
81 Wooster ■ 48
48 Allegheny 55
72 Oberlin ■ 50
66 Ohio Wesleyan ■ 56
94 Oberlin ■ 63
62 Kenyon ■ 44
63 Allegheny ■ 47
82 Hope † 66
66 DePauw 74

Nickname: Big Red
Colors: Red & White
Arena: Livingston Gymnasium
Capacity: 2,500; Year Built: 1949
AD: Larry Scheiderer
SID: Craig Hicks

DENVER

Denver, CO 80208 I

Coach: Pam Tanner, Illinois St. 1989

2006-07 RESULTS (20-11)

97 Lamar ■ 43
58 Arkansas † 84
53 Texas Tech † 67
60 Sacramento St. † 31
65 Colorado St. 53
65 Boise St. 70
52 Portland 75
59 Air Force ■ 46
56 Ark.-Little Rock 68
68 New Orleans ■ 48
67 Fairleigh Dickinson ■ 58
52 La.-Lafayette 72
51 La.-Monroe ■ 33
51 North Texas 48
74 Florida Int'l 61
48 Arkansas St. 53
76 Fla. Atlantic ■ 60
54 South Ala. ■ 34
65 Troy 62
68 Western Ky. ■ 73
58 Middle Tenn. 82
88 Northern Colo. 59
61 Ark.-Little Rock ■ 47
64 New Orleans 57
87 Arkansas St. ■ 70
72 North Texas ■ 63
55 La.-Lafayette ■ 67
65 La.-Monroe 52
65 Fla. Atlantic ■ 41
62 Ark.-Little Rock † 60
50 Middle Tenn. † 76

Nickname: Pioneers
Colors: Crimson & Gold
Arena: Magness Arena
Capacity: 7,200; Year Built: 1999
AD: Peggy Bradley-Doppes
SID: Celya McCullah

DESALES

Center Valley, PA 18034-9568 III

Coach: Fred Richter, East Stroudsburg 1971

2006-07 RESULTS (16-10)

104 Keystone ■ 46
72 TCNJ ■ 50
70 Moravian 79
62 Muhlenberg ■ 65
72 Delaware Valley 56
69 King's (Pa.) ■ 53
75 Cabrini 68
47 Messiah ■ 69
77 Marietta † 44
63 Ohio Northern † 55
75 Wesley ■ 55
76 Baruch 74
80 FDU-Florham 50
77 Wilkes 46
79 Richard Stockton ■ 61
73 Drew ■ 68
68 Scranton 69
90 Lycoming ■ 64
70 Wilkes ■ 41
68 Drew 72
58 King's (Pa.) 62
67 FDU-Florham ■ 71
74 Lycoming 58
67 Delaware Valley ■ 76
71 Scranton ■ 78
78 King's (Pa.) 83

Nickname: Bulldogs
Colors: Navy Blue & Scarlet
Arena: Billera Hall
Capacity: 1,000; Year Built: 1964
AD: Scott Coval
SID: B.J. Spigelmyer

DETROIT

Detroit, MI 48219-0900 I

Coach: Mickey Barrett, Xavier 2003

2006-07 RESULTS (5-26)

37 Bowling Green ■ 68
73 Buffalo ■ 61
72 Western Mich. 85
35 Michigan 86
44 Kentucky 79
44 LSU 80
55 Eastern Mich. 71
75 UNI ■ 90
57 DePaul ■ 81
50 SMU † 73
62 East Caro. † 57
54 New Hampshire † 50
57 Virginia Tech 71
70 Green Bay ■ 86
67 Milwaukee ■ 77
64 Cleveland St. 61
39 Youngstown St. 55
51 Butler ■ 59
51 Wright St. ■ 67
73 Ill.-Chicago 77
68 Loyola (Ill.) 78
54 Milwaukee 63
60 Green Bay 88
52 Youngstown St. ■ 58
74 Cleveland St. ■ 77
54 Wright St. 65
64 Butler 77
61 Loyola (Ill.) ■ 73
74 Ill.-Chicago ■ 77
75 Loyola (Ill.) 68
58 Green Bay 81

Nickname: Titans
Colors: Red, White & Blue
Arena: Calihan Hall
Capacity: 8,295; Year Built: 1952
AD: Keri Gaither
SID: Patrick Moore

DICKINSON

Carlisle, PA 17013 III

Coach: Dina Henry, Frank. & Marsh. 1994

2006-07 RESULTS (22-6)

74 Mt. Aloysius ■ 32
71 Wilkes ■ 46
80 Haverford 52
37 TCNJ 38
43 McDaniel 56
66 Washington (Md.) 55
65 Frank. & Marsh. ■ 34
61 Albright 55
72 Mitchell † 54
57 Swarthmore ■ 41
66 Ursinus ■ 55
58 Bryn Mawr 40
66 Washington (Md.) ■ 44
57 Cabrini ■ 53
48 Gettysburg 61
49 Muhlenberg ■ 34
61 Johns Hopkins ■ 52
79 Swarthmore 58
53 McDaniel ■ 59
52 Lebanon Valley 47
50 Ursinus 47
67 Frank. & Marsh. 49
82 Bryn Mawr ■ 28
50 Muhlenberg 42
78 Gettysburg ■ 67
49 Muhlenberg † 35
55 Ursinus † 61
49 Chris. Newport ■ 52

Nickname: Red Devils
Colors: Red & White
Arena: Kline Life/Sports Center
Capacity: 1,887; Year Built: 1980
AD: Leslie J. Poolman
SID: Charlie McGuire

DIST. COLUMBIA

Washington, DC 20008 II

Coach: Lester J. Butler Jr., Virginia Union 1996

2006-07 RESULTS (13-16)

60 Lock Haven † 73
45 Bloomsburg 55
65 Cheyney ■ 62
55 Virginia St. 58
63 Alderson-Broaddus ■ 44
63 Lander ■ 72
64 Davis & Elkins ■ 60
50 Barton 64
52 St. Andrews ■ 60
46 Virginia St. ■ 33
61 Bowie St. ■ 80
62 Alderson-Broaddus 56
69 Barton ■ 63
53 St. Thomas Aquinas 72
67 Queens (N.Y.) 56
46 Virginia Union 73
67 Shepherd ■ 47
39 Virginia Union ■ 44
62 Mount Olive 72
74 Bloomsburg ■ 53
57 Pitt.-Johnstown ■ 67
56 Cheyney 70
69 Shepherd 99
74 Columbia Union 63
78 Davis & Elkins 59
64 Columbia Union ■ 50
56 Dixie St. † 77
63 Palm Beach Atl. † 52
47 Pitt.-Johnstown 70

Nickname: Firebirds
Colors: Red & Yellow
Arena: Physical Activities Ctr.
Capacity: 3,000; Year Built: 1976
AD: Harold Merritt
SID: Bernard S. Payton

DOMINICAN (ILL.)

River Forest, IL 60305 III

Coach: Ana Litton, Longwood 1994

2006-07 RESULTS (3-22)

59	Dubuque †	83
62	Bethany Lutheran †	88
61	Beloit	73
54	Edgewood ■	65
69	Wis. Lutheran ■	83
66	Maranatha Baptist ■	67
66	Marian (Wis.)	81
71	Alverno ■	59
85	Meredith	67
81	Peace	83
50	Aurora	71
56	Concordia Chicago ■	85
45	Rockford	50
53	Concordia (Wis.) ■	88
55	Benedictine (Ill.)	60
48	Wis. Lutheran	83
47	Lakeland ■	72
74	Maranatha Baptist	86
40	Edgewood	55
54	Marian (Wis.) ■	61
68	Alverno	53
47	Aurora ■	79
43	Clarke ■	65
64	Concordia Chicago	73
45	Concordia (Wis.)	83

Nickname: Stars
Colors: Royal Blue, Black & White
Arena: IGINI Sports Forum
Capacity: 1,000; Year Built: 1985
AD: Erick Baumann
SID: Ken Trendel

DOMINICAN (N.Y.)

Orangeburg, NY 10962-1299..... II

Coach: John Burke, Dominican (N.Y.) 1994

2006-07 RESULTS (21-9)

55	Dowling ■	48
84	Concordia (N.Y.) ■	46
88	Felician	54
93	Nyack ■	40
52	Goldey-Beacom	68
57	Bloomfield	64
78	Caldwell ■	66
60	Wilmington (Del.)	58
65	St. Anselm ■	54
48	Southern Conn. St.	74
70	Bridgeport	69
67	Phila. Sciences	73
62	Holy Family ■	67
65	Philadelphia U.	77
66	Georgian Court	54
83	Goldey-Beacom ■	72
90	Post	71
63	Felician ■	34
67	Wilmington (Del.) ■	66
75	Bloomfield ■	63
67	Caldwell	63
72	Nyack	58
52	Phila. Sciences ■	59
49	Holy Family	86
83	Georgian Court ■	59
85	Post ■	55
81	Philadelphia U. ■	75
49	Goldey-Beacom ■	71
67	Adelphi †	54
69	Philadelphia U.	53

Nickname: Lady Chargers
Colors: Black & Red
Arena: Hennessy Center
Capacity: 1,000; Year Built: 1990
AD: Joseph S. Clinton
SID: Kelly-Ann Di Giulio

DOWLING

Oakdale, NY 11769..... II

Coach: Joseph P. Pellicane, Dowling 1970

2006-07 RESULTS (11-17)

49	East Stroudsburg ■	55
48	Dominican (N.Y.)	55
80	Nyack †	50
56	Molloy ■	49
62	Mercy ■	42
55	C.W. Post	46
55	Mass.-Lowell	59
56	Concordia (N.Y.)	31
45	Stonehill ■	55
68	Millersville ■	56
62	Mansfield ■	58
71	St. Thomas Aquinas ■	76
58	New Haven ■	69
46	Adelphi ■	51
59	NYIT ■	41
73	Queens (N.Y.)	80
49	Bridgeport ■	56
75	Molloy	65
65	Mercy	69
47	C.W. Post ■	50
75	Concordia (N.Y.) ■	24
62	St. Thomas Aquinas	65
60	New Haven	70
43	Adelphi	45
52	NYIT	58
74	Queens (N.Y.) ■	49
52	Bridgeport	67
59	New Haven	63

Nickname: Golden Lions
Colors: Navy & Vegas Gold
Arena: LaSalle Center
Capacity: 1,500
AD: Rick Cole Jr.
SID: Jennifer Mischke

DRAKE

Des Moines, IA 50311-4505..... I

Coach: Amy Stephens, Nebraska 1989

2006-07 RESULTS (14-19)

79	Western Ill. ■	45
75	Milwaukee ■	72
58	Cal St. Fullerton ■	43
77	Richmond †	64
58	Marshall †	59
62	Iowa St.	70
39	UC Riverside	52
63	Oregon ■	66
72	Oregon St. ■	65
70	Iowa ■	77
67	Indiana St.	84
50	Illinois St.	64
55	UNI ■	61
57	Bradley ■	62
57	Creighton	67
62	Evansville	67
57	Southern Ill.	59
69	Wichita St. ■	61
82	Missouri St. ■	76
68	UNI	73
51	Bradley	58
64	Creighton ■	52
45	Southern Ill. ■	49
55	Evansville ■	57
67	Wichita St.	64
81	Missouri St.	68
61	Illinois St. ■	67
68	Indiana St. ■	76
78	Wichita St. ■	63
59	Southern Ill. ■	47
61	Evansville ■	58
65	Creighton ■	64
37	Tennessee †	76

Nickname: Bulldogs
Colors: Blue & White
Arena: Knapp Center
Capacity: 7,002; Year Built: 1992
AD: Sandy Hatfield Clubb
SID: Sean Palchick

DREW

Madison, NJ 07940..... III

Coach: Karin Harvey, Aquinas 1997

2006-07 RESULTS (13-14)

74	Manhattanville ■	70
68	Elmira ■	62
79	Goucher ■	66
81	FDU-Florham	70
43	Stevens Institute	71
76	Lycoming	56
85	Moravian	87
43	Muhlenberg ■	73
45	New York U.	66
46	Wis.-River Falls †	68
66	St. Scholastica †	54
72	Union (N.Y.) ■	62
64	Delaware Valley ■	76
66	Scranton ■	81
68	DeSales	73
74	Wilkes ■	53
58	King's (Pa.)	84
52	Scranton	76
72	DeSales ■	68
70	Lycoming ■	45
46	Montclair St.	84
81	Delaware Valley	84
67	King's (Pa.) ■	49
84	FDU-Florham ■	76
84	Wilkes	70
67	Scranton	83
62	Farmingdale St.	74

Nickname: Rangers
Colors: Green & Blue
Arena: Baldwin Gym
Capacity: 800; Year Built: 1958
AD: Connee Zotos
SID: Alex Langlois

DREXEL

Philadelphia, PA 19104..... I

Coach: Denise Dillon, Villanova 1996

2006-07 RESULTS (10-21)

56	Penn St. ■	74
57	Loyola (Md.) ■	66
50	Temple ■	61
46	Dayton	62
62	Lehigh ■	55
69	Siena	66
53	Delaware ■	65
53	La Salle	67
75	Monmouth ■	67
57	Penn	60
53	Mt. St. Mary's	46
61	American	58
43	William & Mary ■	48
45	Old Dominion	70
45	Hofstra ■	46
53	Northeastern	64
63	James Madison	84
51	Old Dominion ■	83
57	Towson ■	65
67	Georgia St.	78
50	William & Mary	75
51	UNC Wilmington ■	48
52	Towson	55
50	VCU ■	53
52	Hofstra	61
71	UNC Wilmington	59
98	Northeastern ■	90
36	Delaware	64
70	George Mason ■	67
73	Georgia St. †	62
55	Old Dominion †	66

Nickname: Dragons
Colors: Navy Blue & Gold
Arena: John A. Daskalakis Athletic Center
Capacity: 2,500; Year Built: 1975
AD: Eric A. Zillmer
SID: Britt Faulstick

DRURY

Springfield, MO 65802..... II

Coach: Nyla Milleson, Kansas St. 1985

2006-07 RESULTS (25-9)

77	Truman ■	55
54	Grand Valley St.	57
87	Ferris St.	91
64	Lewis	76
85	Wis.-Parkside	71
71	Mo.-St. Louis ■	63
84	Mo.-Rolla ■	82
87	Pittsburg St. ■	74
77	Findlay †	65
70	Gannon †	63
63	Saginaw Valley	62
92	Harris-Stowe ■	86
69	Ky. Wesleyan	72
63	Southern Ind.	73
95	St. Joseph's (Ind.) ■	49
66	Indianapolis ■	53
75	Rockhurst ■	57
66	SIU Edwardsville	64
61	Quincy	58
49	Northern Ky. ■	52
92	Bellarmine ■	76
70	SIU Edwardsville ■	67
55	Quincy ■	60
75	Mo.-St. Louis	52
75	Mo.-Rolla	64
69	Rockhurst	64
76	Southern Ind. ■	57
74	Ky. Wesleyan †	63
68	Northern Ky. †	57
52	Lewis †	69
76	SIU Edwardsville †	61
67	Lewis	62
79	Ferris St. †	69
54	Southern Conn. St. †	74

Nickname: Lady Panthers
Colors: Scarlet & Gray
Arena: Weiser Gymnasium
Capacity: 2,250; Year Built: 1948
AD: Edsel Matthews
SID: Scott Puryear

DUBUQUE

Dubuque, IA 52001..... III

Coach: Todd Huffman, Capital 1992

2006-07 RESULTS (9-16)

83	Dominican (Ill.) †	59
67	Alverno	52
55	Concordia Chicago	75
71	Wis.-Platteville †	62
83	Clarke	75
69	Martin Luther ■	60
100	Mt. Mary	19
57	Colorado Col.	73
68	Trinity (Tex.) †	75
56	Coe ■	55
65	Simpson ■	78
78	Central (Iowa) ■	77
35	Luther	73
51	Cornell College	67
38	Loras ■	57
71	Buena Vista	88
65	Wartburg ■	73
65	Coe	69
71	Cornell College ■	63
66	Wartburg	83
42	Luther ■	65
44	Loras	65
75	Central (Iowa)	83
51	Buena Vista ■	63
56	Simpson	77

Nickname: Spartans
Colors: Blue & White
Arena: McCormick Gymnasium
Capacity: 1,500; Year Built: 1916
AD: Dan Runkle
SID: Paul Misner

DUKE

Durham, NC 27708-0555 I

Coach: Gail Goestenkors, Saginaw Valley 1985

2006-07 RESULTS (32-2)

102 Northeastern ■ 49
71 Marist ■ 50
81 Houston ■ 35
70 Penn St. ■ 42
92 Michigan 47
89 Old Dominion ■ 40
85 Rutgers 45
69 Vanderbilt ■ 48
80 Texas ■ 52
55 Bowling Green † 46
75 SMU † 45
72 Pittsburgh † 51
77 Dartmouth 40
71 Boston U. † 43
72 Miami (Fla.) ■ 42
86 Virginia Tech 54
83 Georgia Tech ■ 51
81 Maryland ■ 62
65 North Carolina St. 51
74 Tennessee 70
73 Florida St. 60
75 Virginia Tech ■ 65
76 Virginia 61
105 Clemson ■ 53
64 North Carolina 53
77 Wake Forest 45
73 Boston College ■ 52
69 Maryland 57
67 North Carolina ■ 62
79 Virginia † 58
65 North Carolina St. † 70
81 Holy Cross † 44
62 Temple † 52
52 Rutgers † 53

Nickname: Blue Devils
Colors: Royal Blue & White
Arena: Cameron Indoor Stadium
Capacity: 9,314; Year Built: 1940
AD: Joe Alleva
SID: Lindy Brown

DUQUESNE

Pittsburgh, PA 15282 I

Coach: Dan Durkin, Mt. St. Mary's (Md.) 1975

2006-07 RESULTS (7-20)

58 St. Francis (Pa.) ■ 57
56 Pittsburgh ■ 61
58 Niagara ■ 41
51 Furman † 53
96 Youngstown St. † 49
59 Robert Morris 66
70 Radford † 62
70 Morgan St. † 42
43 Akron 55
42 West Virginia 77
59 Princeton ■ 62
74 Clemson ■ 77
54 William & Mary ■ 69
55 St. Bonaventure ■ 46
57 Rhode Island ■ 74
78 St. Louis ■ 70
65 Charlotte 74
44 Xavier 59
60 Dayton 77
52 La Salle 79
65 Fordham ■ 74
46 George Washington 76
57 Richmond ■ 69
57 Massachusetts 70
59 St. Bonaventure 71
43 Temple ■ 72
65 St. Joseph's ■ 75

Nickname: Dukes
Colors: Red & Blue
Arena: A.J. Palumbo Center
Capacity: 5,358; Year Built: 1988
AD: Greg Amodio
SID: Michelle Chini

EARLHAM

Richmond, IN 47374 III

Coach: Liana Coutts, Ohio St. 1989

2006-07 RESULTS (4-22)

42 Rose-Hulman † 65
44 Franklin 57
56 Kalamazoo 65
62 Mt. St. Joseph ■ 77
54 Wooster 56
44 Denison 79
64 Kenyon ■ 55
51 Rose-Hulman 67
56 Marian (Ind.) † 84
69 St. Mary-of-the-Woods 48
66 Bluffton ■ 67
52 Anderson (Ind.) ■ 60
44 Allegheny 55
64 Hiram 76
40 Wittenberg 70
48 Ohio Wesleyan ■ 69
72 Oberlin ■ 57
39 Denison ■ 57
59 Wooster ■ 71
40 Ohio Wesleyan 74
57 Allegheny ■ 60
71 Hiram ■ 45
55 Wittenberg ■ 58
39 Kenyon 47
63 Oberlin 69
52 Wittenberg 83

Nickname: Quakers
Colors: Maroon & White
Arena: Schuckman Court
Capacity: 1,800; Year Built: 1999
AD: Frank Carr
SID: Don Tincher

EAST CARO.

Greenville, NC 27858-4353 I

Coach: Sharon Baldwin-Tener, Georgia 1991

2006-07 RESULTS (19-14)

66 James Madison 82
80 Harvard † 71
43 Vermont 57
66 Old Dominion 77
73 VCU 78
78 Florida A&M ■ 41
73 North Dakota St. ■ 70
44 Florida St. ■ 62
57 UNC Wilmington ■ 52
38 North Carolina St. 64
53 Pittsburgh † 70
57 Detroit † 62
80 Long Island ■ 73
73 Marshall ■ 51
59 Southern Miss. ■ 65
62 UCF ■ 46
77 Houston 82
74 Rice ■ 60
52 UAB 59
69 Memphis 57
59 Marshall 69
69 UAB ■ 73
79 Memphis ■ 57
70 SMU 58
62 Tulsa 61
66 UTEP ■ 64
76 Tulane ■ 68
68 Southern Miss. 52
76 UCF 57
76 SMU † 62
85 UAB † 81
79 Rice † 70
34 Rutgers † 77

Nickname: Lady Pirates
Colors: Purple & Gold
Arena: Minges Coliseum
Capacity: 8,000; Year Built: 1968
AD: Terry Holland
SID: Amy Howard

EAST CENTRAL

Ada, OK 74820 II

Coach: Kent Franz, East Central 1985

2006-07 RESULTS (13-14)

72 Arkansas Tech † 54
60 Okla. Christian † 52
78 Southwestern Christ. 34
48 Tarleton St. 63
49 St. Edward's 65
71 Tex. A&M-Kingsville ■ 62
62 Texas Woman's ■ 63
46 Midwestern St. 57
67 Southwestern Christ. ■ 38
60 Rhema ■ 43
52 St. Mary's (Tex.) ■ 57
56 Abilene Christian 67
43 Angelo St. 52
70 Eastern N.M. ■ 68
61 Southwestern Okla. 49
75 Cameron ■ 67
54 Southeastern Okla. 64
46 Tex. A&M-Commerce ■ 77
53 Northeastern St. 46
51 Central Okla. ■ 58
73 Southwestern Okla. ■ 61
66 Cameron 69
82 Southeastern Okla. ■ 57
59 Tex. A&M-Commerce 92
49 Northeastern St. ■ 43
73 Central Okla. 82
57 West Tex. A&M 78

Nickname: Tigers
Colors: Orange & Black
Arena: Kerr Activities Center
Capacity: 4,000; Year Built: 1973
AD: Brian DeAngelis
SID: Brian Johnson

EAST STROUDSBURG

East Stroudsburg, PA 18301 II

Coach: Juliene Simpson, John F. Kennedy 1974

2006-07 RESULTS (25-4)

55 Dowling 49
74 Philadelphia U. 68
68 Lock Haven ■ 56
87 Shippensburg ■ 75
59 Molloy ■ 50
72 Alderson-Broaddus ■ 35
54 Edinboro 69
72 Slippery Rock 67
75 Phila. Sciences 58
65 Clarion 59
63 Indiana (Pa.) 66
60 California (Pa.) ■ 44
86 Cheyney 71
72 West Chester ■ 55
79 Bloomsburg 58
83 Columbia Union ■ 62
65 Millersville ■ 43
84 Mansfield ■ 77
64 Kutztown 56
71 Cheyney ■ 59
53 West Chester 74
80 Columbia Union 67
59 Bloomsburg ■ 47
78 Millersville 58
103 Penn St.-Hazleton ■ 30
70 Mansfield 62
72 Kutztown ■ 48
66 Mansfield ■ 45
52 California (Pa.) † 59

Nickname: Warriors
Colors: Red & Black
Arena: Koehler Fieldhouse
Capacity: 2,650; Year Built: 1967
AD: Thomas Gioglio
SID: Ryan Yanoshak

EAST TENN. ST.

Johnson City, TN 37614 I

Coach: Karen Kemp, Berry 1985

2006-07 RESULTS (20-12)

35 North Carolina 96
53 South Carolina 78
68 Davidson ■ 82
104 Appalachian St. ■ 87
52 Georgetown ■ 53
91 UNC Asheville 79
56 Mercer 29
78 Stetson 69
68 Southeast Mo. St. 73
64 Virginia Tech 78
54 Radford ■ 52
83 Eastern Ky. 73
71 Lipscomb ■ 51
69 Belmont ■ 78
87 Campbell 66
81 Gardner-Webb 68
87 North Fla. ■ 48
68 Jacksonville ■ 61
95 Kennesaw St. 88
66 Belmont 69
52 Lipscomb 57
87 Gardner-Webb ■ 61
84 Campbell ■ 66
79 Jacksonville 83
61 North Fla. 58
78 Kennesaw St. ■ 60
61 Stetson ■ 53
81 Mercer ■ 59
83 Lipscomb † 69
78 Jacksonville † 72
57 Belmont † 69
63 Western Caro. 91

Nickname: Lady Bucs
Colors: Navy Blue & Old Gold
Arena: Memorial Center
Capacity: 13,000; Year Built: 1977
AD: Dave Mullins
SID: Kevin Brown

EAST TEX. BAPTIST

Marshall, TX 75670-1498 III

Coach: Lisa Curliss-Taylor, Oklahoma 1997

2006-07 RESULTS (22-5)

61 Jarvis Christian ■ 53
84 LSU-Shreveport 78
74 Hardin-Simmons ■ 79
86 Jarvis Christian 69
39 Howard Payne 76
70 Sul Ross St. 41
70 LeTourneau ■ 65
76 Belhaven 75
76 Concordia (Tex.) ■ 57
63 Mary Hardin-Baylor ■ 49
61 McMurry ■ 73
71 Tex. A&M-Commerce 84
81 Schreiner 68
105 Texas Lutheran 41
78 LeTourneau 57
83 Ozarks (Ark.) ■ 63
61 Texas-Dallas 37
90 Texas-Tyler 82
72 Louisiana Col. 46
74 Mississippi Col. 64
77 Louisiana Col. ■ 51
85 Mississippi Col. ■ 72
69 Texas-Dallas ■ 42
89 Texas-Tyler ■ 80
94 Ozarks (Ark.) 86

71 Mary Hardin-Baylor † 61
73 McMurry † 75

Nickname: Tigers
Colors: Navy & Gold
Arena: Ornelas Gymnasium
Capacity: 1,700; Year Built: 1995
AD: Kent Reeves
SID: David Weaver

EASTERN
St. Davids, PA 19087-3696 III

Coach: David Storms, Rowan

2006-07 RESULTS (3-22)

53 Swarthmore 65
58 CCNY † 29
49 Rutgers-Camden 59
68 Penn St.-Berks 76
69 Arcadia ■ 78
49 Misericordia 64
42 Notre Dame (Md.) 75
36 FDU-Florham 67
53 N.C. Wesleyan † 72
49 Wesley ■ 52
41 Cabrini ■ 66
47 Marywood 66
55 Immaculata ■ 71
66 Wesley 68
27 Gwynedd-Mercy 72
48 Neumann 62
60 Rosemont ■ 71
47 Penn St.-Delaware ■ 62
63 Neumann 72
74 Cedar Crest ■ 39
37 Cabrini 62
74 Rosemont 72
42 Immaculata 58
69 Alvernia ■ 92
60 Lincoln (Pa.) ■ 77

Nickname: Eagles
Colors: Maroon & White
Arena: Eastern Gymnasium
Capacity: 800; Year Built: 1958
AD: Harry Gutelius
SID: Dan Mouw

EASTERN CONN. ST.
Willimantic, CT 06226 III

Coach: Denise Bierly, Defiance 1990

2006-07 RESULTS (16-11)

71 Roger Williams ■ 59
72 Mount Holyoke ■ 64
61 Emmanuel (Mass.) 75
63 Salve Regina 51
86 Mass.-Boston 93
87 Clark (Mass.) 74
59 Southern Me. 80
64 Mid-America Nazarene † 77
49 Newport News † 51
62 Middlebury 56
80 Rhode Island Col. ■ 48
83 Mass.-Dartmouth ■ 41
64 Worcester St. ■ 58
78 Plymouth St. 69
61 Keene St. 53
71 Coast Guard ■ 48
69 Mass.-Boston ■ 79
72 Western Conn. St. 83
72 Southern Me. ■ 73
89 Salem St. ■ 52
63 Rhode Island Col. 69
54 Keene St. ■ 57
63 Mass.-Dartmouth 50
60 Western Conn. St. ■ 55
79 Plymouth St. ■ 64
67 Rhode Island Col. 57
61 Southern Me. 77

Nickname: Warriors
Colors: Navy & Burgundy
Arena: Francis E. Geissler Gym
Capacity: 3,000; Year Built: 1974
AD: Joyce S. Wong
SID: Bob Molta

EASTERN ILL.
Charleston, IL 61920-3099 I

Coach: Brady Sallee, Thomas More 1993

2006-07 RESULTS (10-19)

92 Bradley ■ 75
118 Ill.-Springfield ■ 76
80 Ill.-Chicago ■ 81
86 Indiana St. 102
72 Illinois St. 101
66 Alabama A&M † 67
81 Creighton † 71
89 Tennessee Tech 70
62 Tennessee St. 67
73 Xavier 90
86 Eastern Ky. ■ 77
76 Morehead St. ■ 88
75 Louisville 93
67 Murray St. 93
60 Southeast Mo. St. 77
62 Austin Peay ■ 74
55 Tenn.-Martin 66
69 Eastern Ky. 78
63 Tennessee Tech ■ 61
84 Tennessee St. ■ 54
59 Morehead St. 71
98 Jacksonville St. ■ 103
41 Samford ■ 63
79 Austin Peay 61
52 Tenn.-Martin ■ 44
42 Southeast Mo. St. ■ 63
67 Murray St. ■ 70
82 Jacksonville St. 76
49 Samford 70

Nickname: Panthers
Colors: Blue & Gray
Arena: Lantz Arena
Capacity: 5,300; Year Built: 1966
AD: Richard A. McDuffie
SID: Ben Turner

EASTERN KY.
Richmond, KY 40475-3101 I

Coach: Larry Inman, Austin Peay 1970

2006-07 RESULTS (12-18)

97 Ohio Valley ■ 39
79 Oklahoma † 92
77 Georgetown † 79
86 Louisiana Tech † 84
76 Southern Miss. 81
61 Belmont 68
83 Western Caro. † 66
52 Chattanooga 81
75 Murray St. ■ 89
69 Austin Peay ■ 55
77 Eastern Ill. 86
55 Tenn.-Martin 50
73 East Tenn. St. ■ 83
62 Southeast Mo. St. ■ 64
50 Tennessee Tech 84
88 Morehead St. ■ 91
78 Eastern Ill. ■ 69
80 Jacksonville St. 70
56 Samford 59
88 Tennessee St. ■ 49
64 Tenn.-Martin ■ 49
72 Morehead St. 82
64 Tennessee Tech ■ 65
62 Murray St. 75
72 Southeast Mo. St. 73
85 Jacksonville St. ■ 73
51 Samford ■ 62
76 Austin Peay 69
80 Tennessee St. 71
66 Murray St. 68

Nickname: Lady Colonels
Colors: Maroon & White
Arena: McBrayer Arena
Capacity: 6,500; Year Built: 1962
AD: Mark S. Sandy
SID: Lynn Busby

EAST. MENNONITE
Harrisonburg, VA 22802 III

Coach: Kevin Griffin, East. Mennonite 1993

2006-07 RESULTS (17-8)

95 Lancaster Bible 86
73 Randolph 47
46 Bridgewater (Va.) ■ 66
56 Roanoke ■ 54
58 Mary Baldwin 43
53 Randolph-Macon ■ 62
59 Shenandoah 61
70 Lynchburg 55
86 Hollins 33
67 Wash. & Lee 57
67 Guilford ■ 49
69 Emory & Henry ■ 57
71 Bridgewater (Va.) 82
46 Southern Va. ■ 56
54 Va. Wesleyan 53
75 Randolph ■ 43
65 Lynchburg ■ 48
100 Hollins ■ 43
67 Emory & Henry 57
78 Guilford 66
68 Wash. & Lee ■ 48
64 Randolph-Macon 92
57 Roanoke 66
53 Va. Wesleyan ■ 51
43 Wash. & Lee † 53

Nickname: Royals
Colors: Royal Blue & White
Arena: University Commons
Capacity: 1,800; Year Built: 1999
AD: David King
SID: Mike Zucconi

EASTERN MICH.
Ypsilanti, MI 48197 I

Coach: Suzy Merchant, Central Mich. 1991

2006-07 RESULTS (16-13)

93 New Orleans ■ 69
90 Morehead St. ■ 66
62 Oakland ■ 68
69 Northern Ariz. † 89
59 Boston U. † 65
71 Detroit ■ 55
76 Wright St. 59
80 Massachusetts 83
55 Illinois St. 68
64 Furman 62
61 Western Caro. 69
80 Northern Ill. ■ 66
58 Toledo 53
79 Western Mich. 58
46 Ball St. ■ 55
77 Central Mich. ■ 62
69 Kent St. 64
69 Buffalo ■ 56
55 Bowling Green ■ 72
53 Akron 69
74 Miami (Ohio) 56
62 Ohio ■ 70
68 Northern Ill. 82
76 Toledo ■ 42
69 Western Mich. ■ 45
73 Ball St. 74
57 Central Mich. 50
79 Ohio † 69
57 Bowling Green † 71

Nickname: Eagles
Colors: Green & White
Arena: Convocation Center
Capacity: 8,824; Year Built: 1998
AD: Derrick L. Gragg
SID: Greg Steiner

EASTERN NAZARENE
Quincy, MA 02170-2999 III

Coach: Ken Hardee, Northwest Nazarene 1987

2006-07 RESULTS (4-21)

35 MIT 72
50 Connecticut Col. † 81
75 Newbury ■ 47
64 Daniel Webster ■ 66
45 Framingham St. 69
55 New England ■ 69
73 Rivier 84
78 Wheelock ■ 43
69 Regis (Mass.) 61
69 Anna Maria 82
61 Roger Williams ■ 75
62 New England Col. 71
90 Anna Maria ■ 89
48 Gordon 68
55 Nichols ■ 73
53 Curry 103
53 Nichols 73
40 Salve Regina ■ 64
48 Colby-Sawyer ■ 81
38 Endicott 77
56 Regis (Mass.) ■ 65
60 Roger Williams 82
61 Curry ■ 71
22 Salve Regina 65
64 Wentworth Inst. ■ 73

Nickname: Crusaders
Colors: Red & White
Arena: Lahue Center
Capacity: 1,600; Year Built: 1973
AD: Nancy Detwiler
SID: Thomas Newell

EASTERN N.M.
Portales, NM 88130 II

Coach: Linden Weese, Northwestern Okla. 1976

2006-07 RESULTS (14-12)

64 Okla. Panhandle 57
74 N.M. Highlands ■ 50
68 Adams St. † 36
67 West Tex. A&M 79
79 Southwestern Okla. ■ 50
77 Cameron ■ 74
77 Okla. Panhandle ■ 70
59 Tex. A&M-Commerce 79
75 N.M. Highlands 56
65 West Tex. A&M ■ 85
73 Lubbock Chrst. ■ 61
69 Northeastern St. ■ 81
81 Central Okla. ■ 67
68 East Central 70
67 Abilene Christian 72
50 Angelo St. ■ 77
75 Midwestern St. 81
62 Tarleton St. 63
79 Texas Woman's 85
76 Tex. A&M-Kingsville 63
66 Texas Woman's ■ 65
58 Tex. A&M-Kingsville ■ 48
73 Abilene Christian ■ 83
50 Angelo St. 60
69 Midwestern St. ■ 46
59 Tarleton St. ■ 54

Nickname: Zias
Colors: Green & Silver
Arena: Greyhound Arena
Capacity: 4,800; Year Built: 1967
AD: Michael Maguire
SID: Adam Pitterman

EASTERN WASH.

Cheney, WA 99004 I

Coach: Wendy Schuller, Fresno Pacific 1992

2006-07 RESULTS (10-19)

75	Montana Tech ■	69
80	UC Irvine	60
96	Corban ■	57
59	Washington ■	67
67	UTSA	77
52	LSU †	105
60	Idaho	73
70	Washington St.	76
102	Gonzaga ■	103
71	Northwestern St. ■	67
58	Davidson ■	67
66	St. Mary's (Cal.)	74
84	Portland ■	66
69	Montana St.	66
55	Montana	92
60	Idaho St. ■	90
82	Portland St.	84
51	Northern Ariz.	76
54	Northern Colo.	78
52	Weber St. ■	64
74	Sacramento St. ■	56
57	Montana St. ■	72
53	Montana ■	71
56	Weber St.	73
80	Portland St. ■	61
80	Idaho St.	83
66	Sacramento St.	63
68	Northern Colo. ■	47
63	Northern Ariz. ■	66

Nickname: Eagles
Colors: Red & White
Arena: Reese Court
Capacity: 6,000; Year Built: 1975
AD: Michael Westfall
SID: Matt MacDonald

ECKERD

St. Petersburg, FL 33711 II

Coach: Paul Honsinger, Eckerd 1998

2006-07 RESULTS (7-22)

50	Warner Southern	41
59	Armstrong Atlantic	64
87	P.R.-Mayaguez ■	46
65	Flagler ■	53
56	P.R.-Bayamon ■	53
53	Florida Tech	62
60	Palm Beach Atl.	64
59	Flagler	68
46	West Ga. †	53
46	Quincy ■	65
49	Montevallo ■	66
49	Barry ■	66
58	Lynn ■	68
53	St. Leo	58
55	Nova Southeastern ■	67
71	Palm Beach Atl. ■	40
61	Rollins	75
44	Tampa ■	59
45	Fla. Southern	58
62	St. Leo ■	58
40	Barry	54
59	Lynn	61
58	Florida Tech ■	64
49	Nova Southeastern	70
56	Rollins ■	71
64	Tampa	74
57	Fla. Southern ■	67
52	St. Leo †	44
47	Rollins †	60

Nickname: Tritons
Colors: Navy, Teal, White & Black
Arena: McArthur Center
Capacity: 1,300; Year Built: 1970
AD: Bob Fortosis
SID: Evan Ortiz

EDGEWOOD

Madison, WI 53711-1998 III

Coach: Tola Neils, Wisconsin

2006-07 RESULTS (15-12)

66	Carroll (Wis.)	64
50	Wis.-Stout †	70
65	Wis.-Whitewater	83
63	Winona St.	77
65	Dominican (Ill.)	54
73	Maranatha Baptist	55
77	Marian (Wis.) ■	57
74	Alverno	28
53	Carthage ■	65
50	Wis.-Platteville	79
75	Aurora ■	82
54	Concordia Chicago ■	57
62	Rockford ■	39
50	Concordia (Wis.)	69
59	Benedictine (Ill.)	69
64	Lakeland	50
61	Maranatha Baptist ■	52
64	Wis. Lutheran ■	59
55	Marian (Wis.)	58
55	Dominican (Ill.) ■	40
70	Alverno ■	35
56	Aurora	55
72	Concordia Chicago	55
52	Rockford	41
57	Benedictine (Ill.) ■	63
68	Wis. Lutheran ■	64
67	Concordia (Wis.)	70

Nickname: Eagles
Colors: Black, Red & White
Arena: Todd Wehr Edgedome
Capacity: 1,000; Year Built: 1961
AD: Al Brisack
SID: Luke LeNoble

EDINBORO

Edinboro, PA 16444-0001 II

Coach: Stan Swank, Purdue 1976

2006-07 RESULTS (14-14)

86	Goldey-Beacom †	72
58	UNC Pembroke †	37
81	Charleston (W.V.) ■	71
53	Millersville ■	56
70	West Chester ■	75
84	West Liberty St. †	86
63	Central St. (Ohio) †	51
69	East Stroudsburg ■	54
77	Kutztown ■	68
57	Glenville St. ■	62
63	West Liberty St. ■	73
65	Cheyney	51
55	Shippensburg ■	63
54	Mansfield	63
66	Bloomsburg	54
61	Slippery Rock ■	64
56	Indiana (Pa.)	78
69	Lock Haven	52
55	Clarion	50
77	California (Pa.) ■	59
65	Shippensburg	53
43	Slippery Rock	52
66	Indiana (Pa.) ■	78
78	Lock Haven ■	56
65	Pitt.-Johnstown	73
78	Clarion ■	66
45	California (Pa.)	67
58	Indiana (Pa.)	81

Nickname: Fighting Scots
Colors: Red & White
Arena: McComb Fieldhouse
Capacity: 4,000; Year Built: 1970
AD: Bruce R. Baumgartner
SID: Bob Shreve

ELIZABETH CITY ST.

Elizabeth City, NC 27909 II

Coach: Tara Owens, Virginia St. 1993

2006-07 RESULTS (21-10)

84	Johnson C. Smith	79
65	Wingate ■	75
64	Clayton St. ■	97
83	Livingstone	80
70	Armstrong Atlantic †	53
71	Columbus St. †	65
81	N.C. Central ■	68
55	Johnson C. Smith ■	50
54	Clayton St.	92
57	West Ga. †	62
87	Shaw	62
91	Livingstone ■	79
89	St. Augustine's ■	76
76	Virginia St. ■	65
86	Fayetteville St.	101
82	Chowan ■	66
91	St. Paul's ■	85
68	Virginia Union	57
80	Bowie St.	69
104	Fayetteville St. ■	85
82	Shaw ■	63
83	St. Paul's	60
72	N.C. Central	75
103	St. Augustine's	84
69	Virginia St.	74
65	Bowie St. ■	70
78	Virginia Union ■	62
77	St. Paul's †	61
55	Johnson C. Smith †	52
72	N.C. Central †	89
57	Columbus St. †	59

Nickname: Lady Vikings
Colors: Royal Blue & White
Arena: R. L. Vaughan Center
Capacity: 5,000; Year Built: 1976
AD: Thurlis J. Little Jr.
SID: April Emory

ELIZABETHTOWN

Elizabethtown, PA 17022-2298 ... III

Coach: Yvonne Kauffman, Bridgewater (Va) 1966

2006-07 RESULTS (13-11)

74	Neumann †	49
73	Rowan	67
65	Immaculata ■	79
77	Lycoming	71
49	Susquehanna ■	47
56	Lebanon Valley	65
75	Rutgers-Camden ■	58
84	Briarcliffe (N.Y.) ■	34
62	Newport News ■	64
76	Trinity (Conn.) ■	56
46	Messiah ■	64
38	Albright ■	58
64	Juniata	76
48	Moravian	66
64	York (Pa.)	60
67	Widener ■	64
45	Albright	73
60	Susquehanna	59
56	Lebanon Valley ■	63
62	Juniata ■	57
78	Frank. & Marsh. ■	54
63	Widener	54
53	Messiah	76
85	Moravian ■	101

Nickname: Blue Jays
Colors: Blue & Grey
Arena: Thompson Gymnasium
Capacity: 2,200; Year Built: 1969
AD: Nancy J. Latimore
SID: Ian Showalter

ELMHURST

Elmhurst, IL 60126-3296 III

Coach: Hope Semper, Northern Ill. 1984

2006-07 RESULTS (6-19)

72	Eureka ■	57
36	Calvin ■	73
66	Lakeland ■	71
53	Macalester †	36
71	Southwestern (Ariz.) †	61
53	Robert Morris-Springfield ■	51
60	Loras ■	71
45	Benedictine (Ill.)	81
56	Milwaukee Engr.	64
44	Cornell College ■	54
60	Anderson (Ind.)	67
60	Augustana (Ill.)	62
63	Carthage ■	67
59	Ill. Wesleyan ■	84
50	North Park	51
59	Wheaton (Ill.) ■	72
65	North Central (Ill.)	63
74	Augustana (Ill.) ■	61
71	Millikin	87
50	Ill. Wesleyan	67
50	Carthage	63
57	North Park ■	69
42	North Central (Ill.) ■	60
46	Wheaton (Ill.)	61
49	Millikin ■	70

Nickname: Bluejays
Colors: Blue & White
Arena: R.A. Faganel Hall
Capacity: 1,800; Year Built: 1983
AD: Paul Krohn
SID: Hope Wagner

ELMIRA

Elmira, NY 14901 III

Coach: Matt Donohue, Centenary (N.J.) 1994

2006-07 RESULTS (21-7)

72	Emerson †	44
62	Drew	68
52	Rochester ■	70
80	Mitchell †	57
69	Albany Pharmacy †	48
82	Wilkes ■	64
87	Penn St. Tech ■	49
83	Buffalo St. ■	66
84	Southern Vt.	53
70	Cortland St. ■	71
79	Ithaca	97
71	Utica ■	58
81	Hartwick ■	68
76	Morrisville St. ■	33
70	Rochester Inst. ■	66
67	Nazareth ■	62
73	St. John Fisher	58
76	Alfred	55
73	Hartwick	69
87	Utica	62
89	Alfred ■	55
65	St. John Fisher ■	48
64	Ithaca ■	63
68	Nazareth	59
61	Rochester Inst.	67
81	Rochester Inst. ■	61
92	Ithaca ■	97
61	Rensselaer ■	74

Nickname: Soaring Eagles
Colors: Purple & Gold
Arena: Speidel Gymnasium
Capacity: 1,000; Year Built: 1995
AD: Patricia A. Thompson
SID: Matt Donohue

ELMS

Chicopee, MA 01013-2839 III

Coach: Laura Habacker, Clark (Mass.) 1985

2006-07 RESULTS (7-18)

74	Mass. Liberal Arts ■	72
60	Western Conn. St. ■	79
42	Smith ■	40
47	Mount Holyoke	64
52	Union (N.Y.) ■	76
79	Wheelock	52
43	Husson	89
33	Maine Maritime	89
35	WPI	69
45	Plattsburgh St. †	69
65	Lesley ■	58
41	Me.-Farmington ■	71
37	Thomas (Me.) ■	57
48	Becker ■	65
71	Bay Path	42
73	Bay Path ■	37
55	Lasell	77
57	Castleton ■	83
69	Johnson St. ■	82
62	Mount Ida	80
69	Becker	79
68	Lasell ■	59
48	Lesley	65
44	Johnson St.	62
45	Castleton	68

Nickname: Blazers
Colors: Green & Gold
Arena: Picknelly Arena
Capacity: 481; Year Built: 1994
AD: Louise McCleary
SID: Justin A. Mokerzecki

ELON

Elon, NC 27244-2010 I

Coach: Brenda Paul, North Ga. 1977

2006-07 RESULTS (10-20)

60	Campbell ■	46
36	North Carolina	90
104	Montreat ■	59
40	UNLV	70
34	Kansas St. †	75
76	Campbell	68
51	Iona ■	35
51	High Point ■	54
50	Winston-Salem ■	42
52	Appalachian St.	63
46	N.C. A&T	81
59	Chattanooga	69
54	Western Caro. ■	49
55	Ga. Southern ■	50
47	Wofford	56
34	Col. of Charleston	63
49	Davidson ■	68
40	UNC Greensboro	88
56	Furman ■	50
48	Longwood ■	39
50	Chattanooga ■	58
66	Western Caro.	77
37	Ga. Southern	46
43	Wofford ■	50
64	Col. of Charleston ■	58
50	Davidson	63
48	UNC Greensboro ■	57
54	Furman	59
61	Appalachian St. ■	63
50	Appalachian St. †	64

Nickname: Phoenix
Colors: Maroon & Gold
Arena: Alumni Gym
Capacity: 1,585; Year Built: 1949
AD: Dave Blank
SID: Chris Rash

EMERSON

Boston, MA 02116 III

Coach: Melissa Hart, Hamilton 1989

2006-07 RESULTS (16-10)

44	Elmira †	72
68	Manhattanville †	60
54	Mount Ida ■	67
59	MIT ■	42
60	Pine Manor ■	43
65	Mass.-Boston ■	50
36	WPI	50
53	Endicott ■	42
52	Mount Holyoke	61
58	Richard Stockton ■	53
54	Wentworth Inst. ■	48
53	Southern Vt.	37
64	Albertus Magnus	50
57	Emmanuel (Mass.) ■	68
46	Norwich ■	51
52	Simmons ■	36
67	Pine Manor	46
51	Suffolk	63
52	Johnson & Wales (R.I.) ■	46
43	Fitchburg St.	66
74	Rivier	64
54	Western New Eng.	56
50	St. Joseph (Conn.) ■	48
61	Daniel Webster ■	43
76	Newbury	38
49	Western New Eng.	57

Nickname: Lions
Colors: Royal Purple & Gold
Arena: Piano Row Gymnasium
Capacity: 263; Year Built: 2006
AD: Kristin Parnell
SID: Roger Crosley

EMMANUEL (MASS.)

Boston, MA 02115 III

Coach: Andy Yosinoff, Rhode Island 1971

2006-07 RESULTS (29-2)

67	Salve Regina ■	47
70	Wesleyan (Conn.) ■	63
75	Eastern Conn. St. ■	61
78	Lasell	41
72	Wesleyan (Conn.)	70
68	MIT ■	48
72	Endicott	45
64	Northwood (Fla.)	63
78	Johnson & Wales (Fla.)	73
58	Bowdoin ■	67
72	Tufts ■	64
68	Emerson	57
92	Salem St. ■	71
64	Albertus Magnus ■	45
82	Western New Eng. ■	67
79	St. Joseph (Conn.) ■	44
63	Suffolk ■	41
70	Johnson & Wales (R.I.)	56
61	Norwich	59
72	Simmons	51
69	Daniel Webster	46
77	Babson ■	56
88	Southern Vt. ■	44
77	Pine Manor ■	47
89	Rivier	63
90	Rivier ■	58
71	Western New Eng. ■	42
63	Norwich ■	55
80	Salve Regina ■	67
71	Brandeis ■	66
50	DePauw ■	74

Nickname: Saints
Colors: Royal Blue & Gold
Arena: Jean Yawkey Center
Capacity: 1,440; Year Built: 2004
AD: Pamela Roecker
SID: Alexis Mastronardi

EMORY

Atlanta, GA 30322 III

Coach: Christy Thomaskutty, Tulane 1996

2006-07 RESULTS (10-15)

72	Southwestern (Tex.) ■	62
69	Meredith ■	52
75	Piedmont	70
68	Oglethorpe ■	77
40	Davidson	88
63	Sewanee ■	60
76	Tenn. Temple ■	81
54	Agnes Scott ■	46
64	Ill. Wesleyan ■	101
65	Averett ■	57
40	Maryville (Tenn.)	59
75	Case Reserve	72
50	Chicago ■	81
54	Washington-St. Louis ■	69
57	New York U.	75
59	Brandeis	73
66	Carnegie Mellon	77
52	Rochester	75
63	Rochester ■	68
77	Carnegie Mellon ■	55
50	Washington-St. Louis	62
69	Chicago	63
51	Brandeis ■	58
67	New York U. ■	69
66	Case Reserve ■	58

Nickname: Eagles
Colors: Blue & Gold
Arena: Woodruff P.E. Center
Capacity: 2,000; Year Built: 1983
AD: Betsy Stephenson
SID: Douglas Blair

EMORY & HENRY

Emory, VA 24327-0947 III

Coach: Joy Scruggs, Tennessee 1975

2006-07 RESULTS (8-17)

81	Gallaudet ■	33
81	Misericordia ■	73
59	Ferrum	93
60	Lynchburg	75
72	Randolph	64
57	Guilford	70
68	Immaculata †	55
67	Virgin Islands	56
45	Va. Wesleyan ■	78
43	Randolph-Macon ■	77
97	Hollins ■	35
51	Bridgewater (Va.)	85
57	East. Mennonite	69
56	Roanoke ■	59
87	Randolph ■	58
59	Lynchburg ■	70
55	Va. Wesleyan	88
52	Randolph-Macon	86
44	Wash. & Lee ■	62
57	East. Mennonite ■	67
48	Bridgewater (Va.) ■	61
60	Roanoke	73
91	Hollins	60
78	Guilford ■	81
67	Wash. & Lee	82

Nickname: Wasps
Colors: Blue & Gold
Arena: King Health & PE Center
Capacity: 1,300; Year Built: 1970
AD: Robert J. Johnson
SID: Nathan Graybeal

EMPORIA ST.

Emporia, KS 66801-5087 II

Coach: Brandon Schneider, Wayland Baptist 1995

2006-07 RESULTS (22-8)

81	Cameron ■	56
90	Southwestern Okla. ■	56
105	Missouri Valley ■	61
83	Harris-Stowe ■	79
73	Regis (Colo.)	55
70	Metro St.	76
104	St. Gregory's ■	37
89	Fort Hays St. ■	58
71	Grand Valley St. †	73
73	Northern Mich. †	56
88	Southwest Baptist ■	51
62	Washburn	69
75	Pittsburg St.	56
64	Truman	57
82	Mo. Southern St. ■	61
53	Mo. Western St.	63
89	Northwest Mo. St. ■	66
89	Fort Hays St.	60
60	Northwest Mo. St.	46
83	Mo. Western St. ■	63
72	Mo. Southern St.	49
59	Central Mo.	65
62	Pittsburg St. ■	65
74	Washburn ■	67
106	Central Mo. ■	62
77	Truman ■	62
82	Southwest Baptist	68
67	Central Mo. †	50
61	Washburn †	73
77	Tex. A&M-Commerce †	81

Nickname: Lady Hornets
Colors: Old Gold & Black
Arena: White Auditorium
Capacity: 5,000; Year Built: 1940
AD: Kent Weiser
SID: Don Weast

ENDICOTT

Beverly, MA 01915 III

Coach: Jennifer Lucey, St. Anselm 1998

2006-07 RESULTS (19-10)

58	Wellesley ■	55
42	Tufts ■	62
34	Brandeis	77
46	Suffolk	43
74	Regis (Mass.) ■	42
66	New England ■	49
72	Bridgewater St.	49
45	Emmanuel (Mass.) ■	72
42	Emerson	53
91	Anna Maria	52
70	Salem St.	79
63	New England	56
59	Colby-Sawyer	64
62	Gordon	46
67	Wentworth Inst. ■	60
79	Curry	65
69	Wentworth Inst.	63
65	New England Col. ■	45
61	Roger Williams	54
77	Eastern Nazarene ■	38
61	Colby-Sawyer ■	62
60	Nichols ■	48
64	Gordon ■	49
71	New England Col.	62
62	Salve Regina ■	64
63	Roger Williams ■	58
56	Salve Regina	59
58	Castleton ■	42
48	WPI	59

Nickname: Gulls
Colors: Blue, Kelly Green & White
Arena: Post Center
Capacity: 1,200; Year Built: 1999
AD: Larry R. Hiser
SID: Jennifer Lucey

ERSKINE

Due West, SC 29639 II

Coach: Maggie Peeler, Davidson 1996

2006-07 RESULTS (5-22)

61 Belmont Abbey 81
57 Francis Marion ■ 74
85 Queens (N.C.) ■ 82
57 St. Andrews 74
67 Lander 99
28 Newberry 61
56 Barton ■ 81
61 Coker ■ 55
56 Pfeiffer 83
71 Mount Olive 80
47 Anderson (S.C.) 89
73 Limestone ■ 63
71 Converse ■ 63
61 Lander ■ 82
68 Lees-McRae 85
55 Barton 105
37 Belmont Abbey ■ 66
29 Mount Olive ■ 81
45 Anderson (S.C.) ■ 62
43 Coker 53
53 St. Andrews ■ 61
59 North Greenville 72
73 Limestone 88
69 Queens (N.C.) 59
65 Lees-McRae ■ 70
55 Pfeiffer ■ 89
61 Limestone 76

Nickname: The Flying Fleet
Colors: Maroon & Gold
Arena: Galloway Center
Capacity: 2,000; Year Built: 1980
AD: Mark Peeler
SID: Tiffany Mast

EUREKA

Eureka, IL 61530-1500 III

Coach: Sandy Schuster, Murray St. 1979

2006-07 RESULTS (11-13)

57 Elmhurst 72
42 Johnson & Wales (R.I.) † 54
72 Knox ■ 58
50 Ill. Wesleyan 86
41 Milwaukee Engr. ■ 52
53 Blackburn ■ 47
64 Fontbonne 72
52 Monmouth (Ill.) ■ 70
35 Maryville (Mo.) ■ 87
54 Lincoln Christian 38
65 Webster 59
55 Westminster (Mo.) 63
63 MacMurray ■ 51
63 Greenville ■ 59
64 Principia 75
59 Fontbonne ■ 72
60 Blackburn 69
48 Lincoln Christian ■ 39
58 Maryville (Mo.) 95
59 MacMurray 41
53 Webster ■ 47
53 Westminster (Mo.) ■ 44
54 Greenville 56
62 Principia ■ 54

Nickname: Red Devils
Colors: Maroon & Gold
Arena: Reagan Gym
Capacity: 2,200; Year Built: 1970
AD: Sandy Schuster
SID: Brian Sullivan

EVANSVILLE

Evansville, IN 47722 I

Coach: Tricia Cullop, Purdue 1993

2006-07 RESULTS (19-12)

85 Morehead St. ■ 67
72 Austin Peay 74
80 Radford ■ 71
76 Lipscomb ■ 53
69 Ill.-Chicago 53
80 Indiana 83
65 IUPUI 70
80 Butler ■ 68
68 Hawaii 71
87 Portland St. † 81
72 Austin Peay ■ 44
99 Wichita St. 97
82 Missouri St. ■ 72
98 Indiana St. ■ 91
81 Illinois St. ■ 89
56 UNI 54
65 Bradley 67
67 Drake ■ 62
74 Creighton ■ 76
55 Southern Ill. ■ 69
70 Illinois St. 65
63 Indiana St. 61
75 UNI ■ 49
76 Bradley ■ 82
65 Creighton 77
57 Drake 55
60 Southern Ill. 63
77 Wichita St. ■ 68
57 Missouri St. 55
58 UNI † 57
58 Drake 61

Nickname: Purple Aces
Colors: Purple, White & Orange
Arena: Roberts Stadium
Capacity: 12,144; Year Built: 1956
AD: Bill McGillis
SID: Tom Benson

FAIRFIELD

Fairfield, CT 06824 I

Coach: Dianne Nolan, Rowan 1973

2006-07 RESULTS (15-15)

48 Richmond ■ 59
37 Villanova ■ 51
75 Brown 65
67 Yale ■ 75
73 Harvard ■ 57
58 Boston College 64
54 Florida St. † 69
76 North Dakota St. † 56
77 Niagara 63
76 Canisius 66
78 UC Irvine 72
61 Long Beach St. 62
60 St. Francis (N.Y.) 64
52 Marist ■ 74
57 Loyola (Md.) 54
52 Siena 57
78 St. Peter's ■ 70
52 Iona 66
77 Rider ■ 63
81 Niagara ■ 70
63 Loyola (Md.) ■ 51
61 Manhattan ■ 74
73 Rider 57
59 Manhattan 49
64 Canisius ■ 74
47 Iona ■ 59
74 Siena ■ 57
57 St. Peter's 54
53 Marist 72
55 Siena † 56

Nickname: Stags
Colors: Cardinal Red
Arena: Arena at Harbor Yard
Capacity: 9,500; Year Built: 2001
AD: Eugene Doris
SID: Chris O'Connor

FAIRLEIGH DICKINSON

Teaneck, NJ 07666 I

Coach: Sandy Gordon, Manhattan 1988

2006-07 RESULTS (11-18)

61 Manhattan 70
77 UCF 64
56 Bowling Green † 87
49 Binghamton 53
63 Lafayette ■ 48
72 UMBC ■ 78
56 Quinnipiac 68
78 NJIT ■ 69
42 St. Bonaventure ■ 49
55 Northern Colo. 67
58 Denver 67
67 Wagner ■ 30
53 Sacred Heart 60
61 St. Francis (N.Y.) 52
57 Robert Morris ■ 66
64 St. Francis (Pa.) ■ 56
47 Long Island 60
80 Central Conn. St. 73
53 Mt. St. Mary's 71
52 Quinnipiac ■ 62
68 Robert Morris 83
54 St. Francis (N.Y.) ■ 51
50 Sacred Heart ■ 69
86 Central Conn. St. ■ 66
61 Long Island ■ 72
47 Monmouth 73
67 Wagner 49
74 Monmouth ■ 59
55 Robert Morris 69

Nickname: Knights
Colors: Blue & Maroon
Arena: Rothman Center
Capacity: 5,000; Year Built: 1987
AD: David Langford
SID: Wes Heinel

FDU-FLORHAM

Madison, NJ 07940 III

Coach: Mike Eineker, Montclair St. 1995

2006-07 RESULTS (10-15)

53 New York U. 91
73 Chestnut Hill † 54
46 Stevens Institute 63
73 Baruch 81
70 Drew ■ 81
46 Scranton 64
67 Neumann ■ 73
58 Wm. Paterson ■ 60
73 Cedar Crest ■ 12
67 Eastern ■ 36
75 Ramapo ■ 67
50 DeSales ■ 80
62 Lycoming ■ 50
82 Delaware Valley 54
61 King's (Pa.) ■ 78
86 Manhattanville 69
72 Wilkes 79
53 Lycoming 63
66 Delaware Valley ■ 75
63 Scranton ■ 78
61 St. Elizabeth 57
71 DeSales 67
79 Wilkes ■ 66
76 Drew 84
62 King's (Pa.) 74

Nickname: Devils
Colors: Cardinal & Navy
Arena: Ferguson Recreation Center
Capacity: 3,000; Year Built: 1995
AD: William T. Klika
SID: Jim Henry

FAIRMONT ST.

Fairmont, WV 26554 II

Coach: Steve McDonald, West Virginia 1980

2006-07 RESULTS (19-10)

90 Salem Int'l † 54
90 West Chester † 72
62 Findlay 57
74 Davis & Elkins 40
98 Columbia Union ■ 38
74 Seton Hill 60
63 Bloomsburg ■ 59
54 Indiana (Pa.) 65
44 Slippery Rock ■ 52
70 Clarion ■ 68
87 West Virginia St. ■ 53
73 Wheeling Jesuit 56
62 Concord 77
74 Salem Int'l ■ 43
70 Shepherd ■ 59
69 Glenville St. ■ 78
91 Bluefield St. 70
42 West Liberty St. 69
84 Ohio Valley ■ 79
63 Salem Int'l 56
68 Wheeling Jesuit ■ 56
46 Shepherd 59
58 West Va. Wesleyan ■ 66
68 Ohio Valley 80
65 Charleston (W.V.) ■ 68
61 Alderson-Broaddus 48
73 West Liberty St. ■ 60
55 Alderson-Broaddus ■ 50
50 Concord † 53

Nickname: Lady Falcons
Colors: Maroon, White & Fairmont Gold
Arena: Joe Retton Arena
Capacity: 4,000; Year Built: 1978
AD: David Scott Gines
SID: Adam Zundell

FARMINGDALE ST.

Farmingdale, NY 11735-1021 III

Coach: Chris Mooney, New Paltz St. 1997

2006-07 RESULTS (21-8)

83 Baruch ■ 81
79 Green Mountain † 36
74 Morrisville St. † 70
48 New York U. ■ 59
80 St. Joseph's (L.I.) ■ 44
86 Mt. St. Vincent ■ 78
58 Montclair St. 78
78 Centenary (N.J.) ■ 69
63 New Jersey City ■ 54
67 Merchant Marine ■ 64
62 Old Westbury ■ 69
73 Merchant Marine 60
72 St. Joseph's (L.I.) 50
79 Manhattanville ■ 71
55 Stevens Institute 66
81 Old Westbury 53
57 Mt. St. Mary (N.Y.) 70
56 Stevens Institute ■ 63
103 Centenary (N.J.) 96
72 CCNY ■ 18
86 Manhattanville 66
86 Mt. St. Vincent 70
67 Mt. St. Mary (N.Y.) ■ 66
76 Centenary (N.J.) ■ 68
70 Stevens Institute 49
60 Mt. St. Mary (N.Y.) 74
74 Drew ■ 62
85 Baruch ■ 75
70 Montclair St. ■ 85

Nickname: Rams
Colors: Green & White
Arena: Walter A. Lynch Sports Center-Nold Hall
Capacity: 4,000; Year Built: 1972
AD: Michael Harrington
SID: Deana Ward

FAYETTEVILLE ST.

Fayetteville, NC 28301-4298 II

Coach: Eric Tucker, Fayetteville St. 1978

2006-07 RESULTS (18-10)

81 Slippery Rock † 65
63 Bellarmine 100
85 Shaw ■ 81
75 UNC Pembroke 72
83 Virginia Union ■ 67
62 UNC Pembroke ■ 72
72 Columbus St. † 86
87 Armstrong Atlantic 74
89 Armstrong Atlantic ■ 83
85 Virginia St. ■ 64
78 N.C. Central ■ 98
82 Virginia Union 80
89 Bowie St. ■ 82
58 Johnson C. Smith 74
95 St. Paul's ■ 86
101 Elizabeth City St. ■ 86
96 Livingstone ■ 72
55 Shaw 86
80 St. Paul's 67
85 Elizabeth City St. 104
101 Bowie St. 89
63 N.C. Central 83
91 St. Augustine's ■ 77
80 Virginia St. 87
71 Johnson C. Smith ■ 49
104 St. Augustine's 91
101 Livingstone 85
68 Bowie St. † 76

Nickname: Broncos
Colors: Royal Blue & Lily White
Arena: Capel Arena
Capacity: 5,024; Year Built: 1995
AD: Edward McLean/Major Boyd
SID: Marion Crowe Jr.

FELICIAN

Lodi, NJ 07644 II

Coach: Jay Latko, Caldwell 1989

2006-07 RESULTS (2-28)

35 West Tex. A&M † 83
41 Stonehill † 82
43 Augustana (S.D.) † 106
26 American Int'l † 66
35 Bryant 90
74 Concordia (N.Y.) ■ 54
54 Dominican (N.Y.) ■ 88
56 Post 69
41 Philadelphia U. ■ 82
53 Caldwell 84
57 Goldey-Beacom 81
65 Georgian Court ■ 68
53 Queens (N.Y.) 70
54 Molloy ■ 79
38 Holy Family ■ 80
62 Wilmington (Del.) ■ 86
43 Bloomfield 73
42 Phila. Sciences 74
69 Nyack ■ 76
44 Philadelphia U. 93
34 Dominican (N.Y.) 63
65 Georgian Court 86
67 Post ■ 81
51 Caldwell ■ 68
56 Goldey-Beacom ■ 70
33 Holy Family 76
44 Wilmington (Del.) 68
72 Nyack 65
52 Bloomfield ■ 65
44 Phila. Sciences ■ 72

Nickname: Golden Falcons
Colors: Hunter Green & Gold
Arena: Joal & Joseph Job Gymnasium
Capacity: 900; Year Built: 1949
AD: Ben Di Nallo
SID: To be named

FERRIS ST.

Big Rapids, MI 49307-2295 II

Coach: Tracey Bloodworth-Fisk, Western Mich. 1996

2006-07 RESULTS (23-9)

85 West Virginia St. † 70
73 Clarion 57
69 Lewis 72
91 Drury ■ 87
94 Northwood (Mich.) 81
82 Saginaw Valley ■ 71
58 Grand Valley St. 84
86 Aquinas ■ 76
73 Lake Superior St. ■ 74
89 St. Francis (Ind.) ■ 57
71 Southern Ind. † 55
64 SIU Edwardsville 77
67 Hillsdale ■ 72
71 Northern Mich. 54
77 Michigan Tech 64
90 Mercyhurst 70
96 Gannon 83
91 Ashland ■ 79
93 Findlay ■ 82
50 Saginaw Valley 72
108 Northwood (Mich.) ■ 75
65 Michigan Tech ■ 69
70 Northern Mich. ■ 65
93 Wayne St. (Mich.) 85
76 Lake Superior St. 66
107 Marygrove ■ 81
64 Grand Valley St. ■ 62
91 Lake Superior St. ■ 79
87 Hillsdale † 90
70 Northern Ky. † 69
80 Gannon † 61
69 Drury † 79

Nickname: Bulldogs
Colors: Crimson & Gold
Arena: Jim Wink Arena
Capacity: 2,400; Year Built: 1999
AD: Tom Kirinovic
SID: Rob Bentley

FERRUM

Ferrum, VA 24088 III

Coach: Bryan Harvey, Roanoke 1994

2006-07 RESULTS (21-7)

72 Moravian † 75
67 Staten Island † 56
84 Roanoke 82
84 Guilford † 73
69 Piedmont † 80
93 Emory & Henry ■ 59
90 Mary Baldwin 76
83 Meredith ■ 60
75 Bridgewater (Va.) 92
53 Agnes Scott 51
84 Oglethorpe 92
80 Averett 56
81 Methodist ■ 63
65 Greensboro ■ 61
64 Chris. Newport 87
91 Shenandoah 80
83 Peace ■ 51
97 N.C. Wesleyan ■ 63
76 Averett ■ 57
81 Methodist 73
82 Greensboro 92
60 Shenandoah ■ 52
88 Chris. Newport ■ 75
80 N.C. Wesleyan 59
68 Peace 56
81 N.C. Wesleyan ■ 50
71 Shenandoah † 64
53 Chris. Newport ■ 77

Nickname: Panthers
Colors: Black & Gold
Arena: Swartz Gymnasium
Capacity: 1,200; Year Built: 1960
AD: Abe Naff
SID: Gary Holden

FINDLAY

Findlay, OH 45840 II

Coach: Kate Cummings, Rio Grande 1993

2006-07 RESULTS (6-21)

58 Indianapolis 68
54 Tiffin ■ 49
75 Charleston (W.V.) ■ 71
57 Fairmont St. ■ 62
59 Tiffin 66
78 Alderson-Broaddus ■ 51
68 Northern Mich. ■ 74
64 Lake Superior St. 75
62 Ashland ■ 79
57 Michigan Tech 76
65 Drury † 77
72 Texas A&M Int'l † 65
64 St. Joseph's (Ind.) ■ 82
58 Bellarmine ■ 84
59 Mercyhurst 75
79 Gannon 87
55 Hillsdale ■ 78
68 Wayne St. (Mich.) ■ 80
61 Saginaw Valley ■ 82
76 Northwood (Mich.) ■ 77
82 Ferris St. 93
71 Wayne St. (Mich.) 82
71 Hillsdale 80
66 Grand Valley St. ■ 65
60 Mercyhurst ■ 58
66 Gannon ■ 68
61 Ashland 102

Nickname: Oilers
Colors: Orange & Black
Arena: Croy Gym
Capacity: 2,200; Year Built: 1969
AD: Steven Rackley
SID: David Buck

FISK

Nashville, TN 37208-3051 III

Coach: Shavicka Newsom, Fisk 2002

2006-07 RESULTS (1-16)

43 Lane ■ 108
35 Lipscomb 93
36 Lane 82
71 Wesleyan (Ga.) ■ 50
23 Howard Payne 79
30 Sul Ross St. † 78
28 Mississippi Col. 69
42 LaGrange 79
46 Sewanee ■ 70
21 Tennessee St. 79
42 Maryville (Tenn.) 98
55 Spelman 68
47 Rust ■ 59
46 Maryville (Tenn.) ■ 91
62 LaGrange ■ 76
65 Rust ■ 68
51 Wesleyan (Ga.) 54

Nickname: Lady Bulldogs
Colors: Blue & Gold
Arena: H.A. Johnson Gym
Capacity: 2,500
AD: William K. Head
SID: Andrea Campbell

FITCHBURG ST.

Fitchburg, MA 01420-2697 III

Coach: Walter Paschal, Bridgewater St.

2006-07 RESULTS (26-3)

53 Mount Holyoke † 65
66 Roger Williams † 52
66 Mass.-Boston ■ 56
77 Nichols ■ 62
71 Wheaton (Mass.) 64
55 WPI 47
62 Western New Eng. 39
83 Johnson & Wales (R.I.) ■ 53
79 Anna Maria ■ 38
64 Tufts 59
56 Worcester St. 43
90 Mount Ida 56
78 Salem St. ■ 58
68 Westfield St. 52
70 Framingham St. ■ 58
77 Mass. Liberal Arts 49
70 Bridgewater St. ■ 59
68 Worcester St. ■ 50
72 Salem St. 62
66 Emerson ■ 43
77 Trinity (Conn.) 59
66 Westfield St. ■ 50
85 Framingham St. 36
86 Mass. Liberal Arts ■ 40
52 Bridgewater St. 60
67 Worcester St. ■ 44
66 Salem St. ■ 45
79 Norwich † 60
54 Southern Me. 65

Nickname: Falcons
Colors: Green, Gold & White
Arena: Recreation Center
Capacity: 1,000; Year Built: 2000
AD: Sue E. Lauder
SID: Rusty Eggen

FLORIDA

Gainesville, FL 32611 I

Coach: Carolyn Peck, Vanderbilt 1988

2006-07 RESULTS (9-22)

78 North Fla. ■ 37
70 Xavier 86
60 California † 88
71 Rutgers † 88
71 IUPUI ■ 57
66 Florida St. 88
86 Morehead St. ■ 54
62 South Ala. 50
57 Illinois 80
72 TCU 83
72 Stetson ■ 55
60 Louisville ■ 77
99 Alabama St. ■ 39
73 Nebraska ■ 81
80 Temple ■ 85
57 Georgia 89
58 Tennessee ■ 80
69 Vanderbilt 82
69 Auburn ■ 74
57 Arkansas ■ 67
51 South Carolina 79
54 Georgia ■ 77
64 Mississippi ■ 72
74 Kentucky 84
66 LSU 79
74 Mississippi St. ■ 79
66 Alabama 64
62 Auburn 78
83 Kentucky ■ 79
69 Mississippi St. † 63
77 Vanderbilt † 105

Nickname: Gators
Colors: Orange & Blue
Arena: O'Connell Center
Capacity: 12,000; Year Built: 1980
AD: Jeremy N. Foley
SID: Kathy Cafazzo

FLORIDA A&M

Tallahassee, FL 32307 I

Coach: Debra Clark, Hampton 1984

2006-07 RESULTS (16-16)

86 St. Leo ■ 61
50 Florida Int'l † 64
45 Quinnipiac † 64
62 Wake Forest 71
41 East Caro. 78
94 Bethune-Cookman ■ 47
72 Edward Waters ■ 47

65 Mercer 55
77 Stetson 73
63 Georgia St. † 66
54 UCF 68
53 Jacksonville 57
62 Morgan St. 46
69 Norfolk St. ■ 58
60 Hampton ■ 70
69 South Carolina St. ■ 59
72 N.C. A&T ■ 65
70 Md.-East. Shore 58
75 Howard 71
53 Delaware St. ■ 57
69 Norfolk St. 53
64 Hampton 81
51 South Carolina St. 65
72 N.C. A&T 77
62 Md.-East. Shore ■ 63
81 Howard ■ 71
53 Delaware St. 66
47 Coppin St. ■ 65
71 Bethune-Cookman 55
59 Bethune-Cookman † 46
71 N.C. A&T † 69
46 Delaware St. † 61

Nickname: Lady Rattlers
Colors: Orange & Green
Arena: Gaither Athletic Center
Capacity: 3,365; Year Built: 1963
AD: Nelson E. Townsend
SID: Ronnie Johnson

FLA. ATLANTIC

Boca Raton, FL 33431-0991 I

Coach: Chancellor Dugan, Eastern Ky. 1982

2006-07 RESULTS (6-25)

44 New Mexico † 74
53 Nebraska † 93
60 Arizona St. 96
88 Akron ■ 77
67 Winthrop ■ 70
49 Vanderbilt 81
65 Belmont † 67
76 Western Ky. ■ 85
40 Georgetown 69
63 Troy ■ 78
52 UAB 67
84 Alabama St. † 54
59 Florida Int'l 76
87 Campbell ■ 52
58 Ohio ■ 56
86 New Orleans 89
57 South Ala. 69
48 Middle Tenn. ■ 78
72 La.-Monroe ■ 76
60 Denver 76
72 North Texas 80
61 La.-Lafayette ■ 79
57 Ark.-Little Rock ■ 60
61 Arkansas St. 80
60 Troy 66
67 Florida Int'l ■ 72
78 Western Ky. 105
68 New Orleans ■ 61
58 South Ala. ■ 55
63 Middle Tenn. 76
41 Denver 65

Nickname: Lady Owls
Colors: Blue & Red
Arena: FAU Arena
Capacity: 5,000; Year Built: 1984
AD: Craig W. Angelos
SID: Katrina McCormack

FLA. GULF COAST

Fort Myers, FL 33965-6565 II

Coach: Karl Smesko, Kent St. 1993

2006-07 RESULTS (34-1)

69 West Fla. ■ 57
106 P.R.-Rio Piedras ■ 36
98 P.R.-Mayaguez ■ 43
92 P.R.-Cayey ■ 35
85 P.R.-Rio Piedras ■ 30
84 Benedict ■ 31
81 Fla. Southern 44
51 Valdosta St. 35
67 West Ga. † 38
63 Barry ■ 55
94 Ark.-Monticello ■ 47
75 Ark.-Monticello ■ 38
96 St. Leo ■ 59
76 Bowie St. ■ 46
51 Valdosta St. ■ 48
93 Arkansas Tech ■ 49
87 West Fla. 57
93 Northwood (Fla.) 61
92 Lynn 70
99 Fla. Southern ■ 50
96 Palm Beach Atl. ■ 37
105 P.R.-Cayey 14
75 Palm Beach Atl. 35
81 Flagler 44
90 P.R.-Bayamon ■ 58
93 Johnson & Wales (Fla.) ■ 38
63 Central St. (Ohio) ■ 48
76 Dixie St. † 54
85 Flagler ■ 42
78 Benedict ■ 49
50 Valdosta St. ■ 41
57 Delta St. ■ 44
83 North Dakota † 64
61 Clayton St. † 57
45 Southern Conn. St. † 61

Nickname: Eagles
Colors: Green & Blue
Arena: Alico Arena
Capacity: 4,500; Year Built: 2002
AD: Carl McAloose
SID: Matt Collver

FLORIDA INT'L

Miami, FL 33199 I

Coach: Cindy Russo, Old Dominion 1975

2006-07 RESULTS (16-14)

69 Barry ■ 36
64 Florida A&M † 50
62 Iowa 72
86 North Fla. ■ 46
64 Tulane ■ 69
73 South Fla. 96
83 Miami (Fla.) ■ 78
63 Troy 58
76 Fla. Atlantic ■ 59
73 Central Conn. St. ■ 51
73 George Mason ■ 59
52 Kansas St. ■ 59
56 South Ala. 41
73 La.-Lafayette 84
52 Middle Tenn. ■ 86
61 Western Ky. ■ 71
61 Denver ■ 74
67 North Texas ■ 55
59 La.-Monroe 48
57 New Orleans 47
67 Arkansas St. ■ 64
58 Ark.-Little Rock 65
66 Troy ■ 61
72 Fla. Atlantic 67
59 Middle Tenn. 66
46 South Ala. ■ 56
52 La.-Lafayette ■ 75
66 Western Ky. 79
61 Troy ■ 49
49 La.-Lafayette 67

Nickname: Golden Panthers
Colors: Blue & Gold
Arena: Pharmed Arena
Capacity: 5,000; Year Built: 1986
AD: Peter Garcia
SID: Kevin Hassett

FLA. SOUTHERN

Lakeland, FL 33801-5698 II

Coach: Jarrod Olson, Doane 1997

2006-07 RESULTS (11-17)

86 Webber Int'l ■ 65
62 West Fla. ■ 51
78 Palm Beach Atl. ■ 38
73 P.R.-Bayamon ■ 74
73 P.R.-Bayamon † 77
60 Flagler † 65
44 Fla. Gulf Coast ■ 81
67 Lynn 74
63 Palm Beach Atl. 40
72 Mercyhurst ■ 67
82 St. Rose ■ 86
57 Nova Southeastern 68
71 Florida Tech ■ 76
52 Rollins ■ 65
30 Barry 61
58 Tampa ■ 57
50 Fla. Gulf Coast 99
61 St. Leo 71
58 Eckerd ■ 45
51 Rollins 72
64 Nova Southeastern ■ 44
57 Florida Tech 84
56 Lynn ■ 60
60 Barry ■ 47
69 Tampa 80
71 St. Leo ■ 64
67 Eckerd 57
64 Florida Tech † 89

Nickname: Moccasins
Colors: Scarlet & White
Arena: Jenkins Field House
Capacity: 2,500; Year Built: 1966
AD: Lois Webb
SID: Bill Turnage

FLORIDA ST.

Tallahassee, FL 32306 I

Coach: Sue Semrau, UC San Diego 1985

2006-07 RESULTS (24-10)

93 UAB ■ 77
84 Fordham 34
64 Southeast Mo. St. 50
74 Oakland ■ 69
88 Florida ■ 66
60 Tulsa ■ 43
60 Mississippi St. 65
69 Fairfield † 54
62 East Caro. 44
70 Stetson ■ 44
75 UCF 66
65 Washington 84
64 San Francisco 67
67 High Point ■ 39
72 Boston College 53
71 Miami (Fla.) ■ 62
70 Virginia Tech 60
61 Clemson 60
65 Georgia † 70
60 Duke ■ 73
63 Virginia ■ 47
75 Miami (Fla.) 68
51 North Carolina St. 68
63 Georgia Tech ■ 52
59 North Carolina ■ 80
60 Maryland ■ 74
79 Virginia 77
73 Clemson ■ 61
74 Wake Forest 57
70 Wake Forest † 53
49 North Carolina St. † 76
85 Old Dominion † 75
68 Stanford 61
43 LSU † 55

Nickname: Seminoles
Colors: Garnet & Gold
Arena: Donald L. Tucker Civic Center
Capacity: 12,100; Year Built: 1981
AD: David R. Hart Jr.
SID: Tina Thomas

FLORIDA TECH

Melbourne, FL 32901 II

Coach: John Reynolds Jr., Brockport St. 1976

2006-07 RESULTS (23-7)

64 Palm Beach Atl. ■ 55
45 Valdosta St. † 49
77 Nova Southeastern 70
68 Palm Beach Atl. 40
81 P.R.-Mayaguez ■ 37
83 P.R.-Rio Piedras ■ 29
72 Armstrong Atlantic ■ 63
62 Eckerd ■ 53
56 Armstrong Atlantic 72
79 Albany St. (Ga.) ■ 40
62 Fort Valley St. ■ 56
80 Lynn ■ 68
76 Fla. Southern 71
46 Tampa ■ 55
52 St. Leo 45
52 Barry ■ 47
79 Nova Southeastern 61
55 Rollins ■ 52
43 Tampa 60
68 Lynn 59
84 Fla. Southern ■ 57
64 Eckerd 58
70 St. Leo ■ 54
53 Barry 43
44 Nova Southeastern ■ 33
68 Rollins 74
74 Johnson & Wales (Fla.) ■ 49
89 Fla. Southern † 64
58 Tampa † 66
50 Delta St. † 66

Nickname: Panthers
Colors: Crimson & Gray
Arena: Clemente Center
Capacity: 1,500; Year Built: 2002
AD: William K. Jurgens
SID: Christa Parulis-Kaye

FONTBONNE

St Louis, MO 63105-3098 III

Coach: Keith Quigley, Fontbonne 1994

2006-07 RESULTS (14-12)

50 SIU Edwardsville 86
48 DePauw 113
57 Ill. Wesleyan 82
71 Greenville 59
72 Illinois Col. ■ 58
65 Millikin ■ 70
72 Eureka ■ 64
53 Washington-St. Louis 67
49 Tampa 85
71 Blackburn 45
71 Principia 72
86 MacMurray ■ 52
84 Westminster (Mo.) ■ 58
81 Webster ■ 58
78 Lincoln Christian 45
58 Maryville (Mo.) ■ 73
72 Eureka 59
67 Greenville ■ 75
88 Blackburn ■ 48
89 Westminster (Mo.) 66
76 Principia ■ 85
88 MacMurray 45
76 Webster 66
74 Lincoln Christian ■ 53
63 Maryville (Mo.) 82
61 Maryville (Mo.) 77

Nickname: Griffins
Colors: Purple & Gold
Arena: Dunham Student Activities Center
Capacity: 1,800; Year Built: 1993
AD: Lee McKinney
SID: Brian Hoener

FORDHAM
Bronx, NY 10458-5155 I

Coach: Cathy Andruzzi, Queens (N.Y.) 1974

2006-07 RESULTS (3-25)

53	American ■	78
34	Florida St. ■	84
45	Iona	72
52	Georgetown	82
38	Marist	88
63	Manhattan ■	54
38	South Carolina	77
72	Yale ■	63
52	Providence	53
42	Delaware	66
44	Tulane	78
43	Mississippi †	99
42	George Mason ■	59
52	Morgan St.	60
65	La Salle	80
51	George Washington ■	77
34	Temple ■	62
43	St. Joseph's ■	72
38	Dayton	69
51	St. Bonaventure ■	64
68	Richmond ■	78
64	Rhode Island	70
74	Duquesne	65
46	Charlotte	78
70	St. Louis	90
54	La Salle ■	66
48	Xavier	64
51	Massachusetts ■	53

Nickname: Rams
Colors: Maroon & White
Arena: Rose Hill Gym
Capacity: 3,200; Year Built: 1925
AD: Francis X. McLaughlin
SID: Scott Kwiatkowski

FORT HAYS ST.
Hays, KS 67601 II

Coach: Annette Wiles, Fort Hays St. 1993

2006-07 RESULTS (14-13)

116	Stephens ■	28
77	Tex. A&M-Kingsville †	64
70	St. Mary's (Tex.)	66
69	Southwestern (Kan.) ■	45
58	Bethany (Kan.) ■	45
81	Neb.-Kearney ■	69
86	Newman ■	52
58	Emporia St.	89
71	Okla. Panhandle ■	50
62	Northwest Mo. St. ■	70
69	Truman	65
85	Southwest Baptist ■	86
34	Washburn	78
62	Mo. Western St. ■	74
54	Central Mo.	73
86	Mo. Southern St.	69
62	Pittsburg St.	68
60	Emporia St. ■	89
81	Pittsburg St. ■	70
61	Mo. Southern St. ■	70
84	Central Mo. ■	73
66	Mo. Western St.	83
54	Southwest Baptist	71
66	Okla. Panhandle	62
79	Truman ■	63
48	Washburn ■	68
77	Northwest Mo. St.	94

Nickname: Lady Tigers
Colors: Black & Gold
Arena: Gross Memorial Coliseum
Capacity: 6,814; Year Built: 1973
AD: Curtis Hammeke
SID: Ryan Prickett

FORT LEWIS
Durango, CO 81301-3999 II

Coach: Mark Kellogg, Austin 1998

2006-07 RESULTS (14-13)

69	Lubbock Christian. ■	64
79	Alas. Fairbanks ■	82
51	Dixie St.	63
67	Northern St. †	69
87	Hawaii-Hilo †	62
45	Alas. Anchorage †	62
64	Alas. Fairbanks	52
71	Colo. Christian ■	67
54	Metro St. ■	64
87	Chadron St.	57
60	Neb.-Kearney	67
65	Colorado Mines ■	60
74	UC-Colo. Springs	60
44	Regis (Colo.)	70
81	Mesa St.	91
73	Western St. ■	55
65	Western N.M.	58
74	N.M. Highlands	47
60	Adams St. ■	74
63	Colorado St.-Pueblo ■	71
96	N.M. Highlands ■	51
81	Western N.M. ■	60
42	Colorado St.-Pueblo	55
66	Adams St.	67
97	Mesa St. ■	76
63	Western St.	60
59	Colorado St.-Pueblo	68

Nickname: Skyhawks
Colors: Navy Blue, Light Blue & Gold
Arena: Whalen Gymnasium
Capacity: 2,750; Year Built: 1971
AD: Kent Stanley
SID: Andrew Beardsley

FORT VALLEY ST.
Fort Valley, GA 31030 II

Coach: Lonnie Bartley, Fort Valley St. 1983

2006-07 RESULTS (21-9)

52	Delta St. ■	49
83	Allen ■	49
66	Columbus St. ■	57
48	Claflin	53
63	Miles ■	36
67	LeMoyne-Owen ■	47
64	Grambling ■	77
48	Rollins †	64
56	Florida Tech	62
57	Tuskegee ■	55
69	Stillman ■	68
63	Kentucky St.	59
71	Lane	61
67	Albany St. (Ga.) ■	50
54	Paine ■	58
56	Benedict ■	49
67	Kentucky St. ■	77
70	Lane ■	49
60	Miles	56
52	LeMoyne-Owen	35
57	Clark Atlanta	44
48	Tuskegee	59
67	Stillman	52
65	Albany St. (Ga.)	76
79	Paine	52
59	Benedict	50
64	Clark Atlanta ■	50
79	Stillman †	66
67	Paine †	58
56	Benedict †	75

Nickname: Lady Wildcats
Colors: Royal Blue & Old Gold
Arena: Health and Physical Education Complex
Capacity: 5,100; Year Built: 2004
AD: Gwendolyn Reeves
SID: Russell Boone Jr.

FRAMINGHAM ST.
Framingham, MA 01701-9101 III

Coach: Robert Kelley

2006-07 RESULTS (7-17)

50	Gordon ■	38
74	Mount Ida	57
62	Pine Manor ■	45
56	Western New Eng. ■	73
69	Eastern Nazarene ■	45
64	Johnson & Wales (R.I.) ■	70
66	St. Joseph's (Me.)	52
50	Suffolk	74
57	Mass. Liberal Arts	62
56	New England	50
48	Bridgewater St. ■	82
51	Worcester St.	62
55	Babson	74
59	Salem St. ■	76
58	Fitchburg St.	70
69	Westfield St.	71
49	Mass. Liberal Arts ■	54
63	Bridgewater St.	95
39	Worcester St. ■	73
63	Mass.-Boston	74
54	Salem St.	72
36	Fitchburg St. ■	85
55	Westfield St. ■	60
72	Lesley ■	61

Nickname: Rams
Colors: Black & Gold
Arena: Athletic & Recreation Center
Capacity: 1,000; Year Built: 2001
AD: Thomas M. Kelley
SID: Kathy Lynch

FRANCIS MARION
Florence, SC 29501-0547 II

Coach: Valecia Tedder, UAB 1995

2006-07 RESULTS (6-22)

33	Furman	57
82	Mount Olive ■	69
66	Presbyterian ■	57
52	Carson-Newman †	69
70	Catawba	85
74	Erskine	57
62	Clayton St. ■	82
57	Wingate	58
61	Tusculum	71
42	Newberry	63
61	Lander ■	74
60	Pfeiffer ■	82
62	Clayton St.	72
45	S.C. Upstate	84
51	Armstrong Atlantic ■	65
68	S.C.-Aiken ■	64
66	Ga. Southwestern	52
56	S.C. Upstate ■	63
50	Augusta St. ■	61
44	S.C.-Aiken	73
56	Columbus St.	58
34	UNC Pembroke	43
61	North Ga. ■	69
65	Lander	72
49	GCSU ■	54
55	UNC Pembroke ■	64
85	North Ga.	83
46	Augusta St. †	56

Nickname: Patriots
Colors: Red, White & Blue
Arena: Smith University Center
Capacity: 3,027; Year Built: 1974
AD: Murray Hartzler
SID: Michael G. Hawkins

FRANKLIN
Franklin, IN 46131 III

Coach: Kim Eiler, Biola 1990

2006-07 RESULTS (13-11)

80	Tri-State ■	44
57	Earlham ■	44
55	Ohio Wesleyan	48
73	Kalamazoo ■	51
70	Hanover	55
91	Bluffton ■	68
64	Rose-Hulman ■	70
78	North Central (Ill.)	83
68	Spalding ■	49
59	Chapman	78
66	UC Santa Cruz †	59
70	Mt. St. Joseph	61
58	Manchester ■	70
79	Transylvania	86
69	Anderson (Ind.) ■	56
55	Defiance ■	52
70	Bluffton	78
75	Hanover ■	66
62	Rose-Hulman	69
29	Manchester	58
67	Transylvania ■	69
66	Mt. St. Joseph ■	52
51	Defiance	60
67	Anderson (Ind.)	73

Nickname: Grizzlies
Colors: Navy & Old Gold
Arena: Spurlock Center
Capacity: 1,500; Year Built: 1975
AD: Kerry N. Prather
SID: Kevin Elixman

FRANK. & MARSH.
Lancaster, PA 17604-3003 III

Coach: Ashlee Courter, Marymount (Va.) 2003

2006-07 RESULTS (6-19)

60	Penn St.-Altoona ■	66
56	Villa Julie ■	52
55	Gettysburg ■	70
63	York (Pa.) ■	91
68	Haverford ■	58
34	Dickinson	65
85	Swarthmore	49
58	Marymount (Va.) ■	69
52	Trinity (Conn.) ■	71
52	Lebanon Valley	58
64	Muhlenberg ■	75
52	Washington (Md.)	66
71	Swarthmore ■	54
54	Johns Hopkins	63
68	Haverford	57
49	McDaniel ■	71
36	Muhlenberg	77
27	Ursinus ■	56
63	Gettysburg	73
45	Bryn Mawr	47
49	Dickinson ■	67
54	Elizabethtown	78
70	Washington (Md.) ■	53
50	Johns Hopkins ■	59
72	McDaniel	86

Nickname: Diplomats
Colors: Blue & White
Arena: Mayser Center
Capacity: 3,000; Year Built: 1960
AD: Timothy D. Downes
SID: Steve Peed

FRANKLIN PIERCE
Rindge, NH 03461 II

Coach: Mark Swasey, Lyndon St.

2006-07 RESULTS (17-11)

50	St. Michael's	70
62	C.W. Post †	36

70 Assumption....53
75 Bryant ■....58
60 Pace....56
75 Stonehill †....61
66 Le Moyne....53
78 St. Rose....66
78 Southern N.H. ■....61
68 St. Anselm....73
67 Molloy ■....60
55 NYIT †....47
79 Northwood (Fla.) †....49
55 American Int'l ■....58
51 Southern Conn. St. ■....63
61 Bentley....72
59 Southern N.H....49
69 Le Moyne ■....54
80 Stonehill....69
61 Assumption ■....58
67 St. Rose ■....75
71 Pace ■....74
67 Mass.-Lowell....50
65 Bryant....78
53 St. Anselm ■....54
70 Merrimack....72
73 St. Michael's ■....69
56 Assumption ■....64

Nickname: Ravens
Colors: Crimson, Gray & Black
Arena: FPC Fieldhouse
Capacity: 2,000; Year Built: 1967
AD: Bruce Kirsh
SID: Doug Monson

FREDONIA ST.

Fredonia, NY 14063....III

Coach: Donna Wise, Lock Haven 1983

2006-07 RESULTS (10-14)

83 Marietta †....70
55 Penn St.-Behrend....45
68 D'Youville ■....64
66 Penn St.-Behrend ■....78
48 Brockport St....62
43 New Paltz St....60
44 Oneonta St....51
65 Nazareth....61
47 Rochester Inst....54
49 St. Lawrence ■....57
55 Oswego St. ■....67
57 Cortland St. ■....68
66 Geneseo St....56
51 Plattsburgh St. ■....55
69 Potsdam St. ■....57
57 SUNYIT....64
68 Plattsburgh St....60
84 Buffalo St. ■....72
53 Brockport St. ■....69
71 SUNYIT ■....53
51 Buffalo St....60
68 Geneseo St. ■....67
49 Cortland St....72
48 Brockport St....64

Nickname: Blue Devils
Colors: Blue & White
Arena: Steele Hall
Capacity: 3,500; Year Built: 1983
AD: Gregory Prechtl
SID: Jerry Reilly

FRESNO ST.

Fresno, CA 93740-0048....I

Coach: Adrian Wiggins, Cameron 1995

2006-07 RESULTS (18-13)

61 Utah....55
61 BYU ■....51
81 UC Irvine ■....50
49 Oklahoma St....65
56 Cal St. Fullerton....61
74 Texas Tech ■....65
62 California....77
73 Santa Clara....80
55 San Francisco ■....48
69 Arizona....60
60 Loyola Marymount ■....65
68 Pepperdine....59
52 Stanford ■....80
84 Idaho....75
75 Utah St....81
61 San Jose St. ■....36
75 Hawaii ■....69
70 San Jose St....63
61 Nevada ■....68
40 Louisiana Tech....78
75 Idaho ■....53
86 Nevada....81
63 New Mexico St....67
65 Hawaii....79
69 Boise St. ■....61
72 Louisiana Tech ■....57
63 New Mexico St. ■....57
63 Boise St....69
71 Utah St. ■....60
72 Hawaii †....47
59 Boise St. †....68

Nickname: Bulldogs
Colors: Red & Blue
Arena: Save Mart Center
Capacity: 15,596; Year Built: 2002
AD: Thomas C. Boeh
SID: Roger Kirk

FROSTBURG ST.

Frostburg, MD 21532-1099....III

Coach: Jody Pepple, Alderson-Broaddus 1989

2006-07 RESULTS (17-9)

74 Immaculata ■....66
59 Goucher ■....51
64 St. Joseph's (Brkln) †....55
89 Gallaudet....53
65 Pitt.-Greensburg ■....75
66 Penn St.-Behrend ■....62
43 Villa Julie ■....53
74 La Roche....69
44 Medaille....86
54 Mary Washington ■....74
54 Pitt.-Bradford ■....43
82 Penn St.-Altoona ■....87
73 Hilbert....52
74 Lake Erie ■....71
90 Mt. Aloysius....72
54 Penn St.-Behrend....74
69 Pitt.-Greensburg....73
62 Medaille ■....73
83 Bethany (W.V.) ■....74
71 La Roche ■....55
69 Pitt.-Bradford....66
70 Penn St.-Altoona....68
77 Hilbert ■....73
79 Mt. Aloysius ■....74
78 Lake Erie....59
64 Lake Erie ■....65

Nickname: Bobcats
Colors: Red, White & Black
Arena: Bobcat Arena
Capacity: 3,600; Year Built: 1977
AD: Ralph L. Brewer
SID: Noah Becker

FURMAN

Greenville, SC 29613....I

Coach: Sam L. Dixon, Wooster 1979

2006-07 RESULTS (11-20)

57 Francis Marion ■....33
44 Louisville....89
72 Jacksonville St. ■....67
53 Duquesne †....51
43 UNC Wilmington....50
62 Clemson....67
60 Coastal Caro. ■....55
57 American....78
55 Davidson....75
91 Columbia (S.C.) ■....34
44 Texas Tech....63
62 Eastern Mich. ■....64
59 Ga. Southern....71
62 Appalachian St. ■....72
53 UNC Greensboro....67
49 Col. of Charleston ■....52
48 Wofford ■....40
40 Chattanooga....61
47 Western Caro. ■....58
50 Elon....56
75 Ga. Southern ■....63
60 Appalachian St....69
58 UNC Greensboro ■....65
55 Col. of Charleston....53
51 Wofford....47
48 Chattanooga ■....64
48 Western Caro....72
59 Elon ■....54
66 Davidson ■....71
64 Col. of Charleston †....59
56 Western Caro. †....79

Nickname: Lady Paladins
Colors: Purple & White
Arena: Timmons Arena
Capacity: 5,000; Year Built: 1997
AD: Gary Clark
SID: Teri Brinkman

GALLAUDET

Washington, DC 20002-3695....III

Coach: Kylan Loney, Arizona St. 2005

2006-07 RESULTS (3-22)

33 Emory & Henry....81
42 Greensboro †....82
76 Trinity (D.C.)....78
78 Southern Vt. ■....49
53 Frostburg St. ■....89
60 Villa Julie ■....75
57 York (Pa.)....84
45 Salisbury ■....67
68 Wilson ■....36
40 Goucher....58
26 Mary Washington....77
25 McDaniel....86
42 St. Mary's (Md.) ■....71
41 Catholic....57
42 Marymount (Va.) ■....67
56 Hood ■....65
70 Christendom ■....32
49 York (Pa.) ■....66
25 Salisbury....87
53 Goucher ■....68
24 Mary Washington ■....75
28 St. Mary's (Md.)....52
40 Catholic ■....74
44 Marymount (Va.)....64
41 Mary Washington....100

Nickname: Bison
Colors: Buff & Blue
Arena: Fieldhouse
Capacity: 1,500; Year Built: 1984
AD: James De Stefano
SID: Jeremy Bunblasky

GANNON

Erie, PA 16541-0001....II

Coach: Cleve Wright, Berea 1989

2006-07 RESULTS (25-6)

55 St. Joseph's (Ind.) †....52
74 Indianapolis †....81
71 Slippery Rock....64
87 Wayne St. (Mich.)....66
65 Hillsdale....52
60 Glenville St....66
76 Central St. (Ohio) ■....51
79 West Liberty St. ■....70
79 Texas A&M Int'l †....55
63 Drury †....70
70 West Va. Wesleyan ■....59
93 Ashland ■....69
87 Findlay ■....79
65 Saginaw Valley....55
71 Northwood (Mich.)....69
73 Lake Superior St. ■....64
83 Ferris St. ■....96
69 Grand Valley St. ■....60
81 Mercyhurst....74
61 Michigan Tech....75
76 Northern Mich....70
92 Hillsdale ■....72
78 Wayne St. (Mich.) ■....63
79 Ashland....76
68 Findlay....66
76 Mercyhurst ■....56
75 Saginaw Valley ■....61
80 Michigan Tech ■....60
88 Hillsdale ■....77
66 Grand Valley St. †....59
61 Ferris St. †....80

Nickname: Lady Knights
Colors: Maroon & Gold
Arena: Hammermill Center
Capacity: 2,800; Year Built: 1949
AD: Bill Elias
SID: Dan Teliski

GARDNER-WEBB

Boiling Springs, NC 28017....I

Coach: Rick Reeves, Indiana St. 1981

2006-07 RESULTS (14-17)

47 Wofford....57
74 Montreat ■....49
39 IUPUI....54
55 South Carolina St. ■....47
41 Maryland †....83
34 Northwestern †....59
54 Campbell....57
44 High Point....73
66 Longwood ■....44
37 UNC Asheville....55
61 Lehigh....74
64 Central Mich. †....77
47 Jacksonville....62
39 North Fla....35
52 Kennesaw St. ■....44
68 East Tenn. St. ■....81
49 Mercer....28
52 Stetson....69
52 Belmont ■....77
66 Lipscomb ■....59
75 Jacksonville ■....64
57 North Fla. ■....54
61 East Tenn. St....87
49 Kennesaw St....67
61 Stetson ■....47
58 Mercer ■....46
51 Lipscomb....44
51 Belmont....54
68 Campbell ■....53
67 Campbell †....47
48 Belmont †....57

Nickname: Runnin' Bulldogs
Colors: Scarlet, White & Black
Arena: Paul Porter Arena
Capacity: 5,500; Year Built: 1982
AD: Chuck Burch
SID: Brent C. Hager

GENESEO ST.

Geneseo, NY 14454....III

Coach: Kris Ruffo, South Carolina 1992

2006-07 RESULTS (14-12)

68 Bates †....84
76 Colby †....60
61 Oswego St. ■....80
62 Potsdam St....52
55 Plattsburgh St....46
72 Alfred ■....55
64 St. John Fisher....68
53 Scranton †....62
68 Gwynedd-Mercy †....64
75 Rochester Inst....67

51 Rochester † 62
73 St. John Fisher † 41
56 Fredonia St. ■ 66
72 Cortland St. ■ 77
64 New Paltz St. 71
69 Buffalo St. 66
71 New Paltz St. ■ 63
57 Oneonta St. ■ 48
66 Brockport St. ■ 68
67 SUNYIT 53
82 Oswego St. 72
76 Plattsburgh St. ■ 70
78 Potsdam St. ■ 85
67 Fredonia St. 68
61 Brockport St. 55
77 New Paltz St. 85

Nickname: Blue Knights
Colors: Navy Blue & White
Arena: Kuhl Gymnasium
Capacity: 3,000; Year Built: 1973
AD: Marilyn Moore
SID: George Gagnier

GEORGE FOX

Newberg, OR 97132-2697 III

Coach: Scott Rueck, Oregon St. 1991

2006-07 RESULTS (19-7)

58 Oregon Tech ■ 44
81 Northwest (Wash.) ■ 65
74 Concordia (Ore.) ■ 45
51 Linfield ■ 55
58 Puget Sound 50
55 Mont. St.-Northern † 72
59 Lewis-Clark St. 67
47 Wis.-Whitewater † 53
57 Bridgewater (Va.) † 41
52 Whitman ■ 37
66 Whitworth ■ 50
72 Willamette ■ 35
70 Pacific (Ore.) 59
50 Pacific Lutheran 47
77 Lewis & Clark 73
50 Linfield 51
64 Puget Sound ■ 62
53 Whitman 31
62 Whitworth 63
75 Willamette 32
74 Pacific (Ore.) ■ 52
65 Pacific Lutheran ■ 52
78 Lewis & Clark ■ 62
58 Puget Sound ■ 51
61 Gust. Adolphus ■ 47
48 Puget Sound ■ 51

Nickname: Bruins
Colors: Navy & Gold
Arena: Miller Gymnasium
Capacity: 2,500; Year Built: 1977
AD: Craig Taylor
SID: Blair Cash

GEORGE MASON

Fairfax, VA 22030 I

Coach: Debbie Taneyhill, George Mason 1992

2006-07 RESULTS (8-21)

43 Maryland 99
56 Liberty ■ 61
80 Howard 77
61 Siena ■ 44
67 Northeastern 61
60 American 53
51 Georgia ■ 76
59 Florida Int'l 73
68 Rice † 58
59 Fordham 42
57 UNC Wilmington ■ 59
46 William & Mary 47
73 Brown ■ 50
38 James Madison ■ 68
57 Georgia St. ■ 70
49 Old Dominion ■ 69
54 Towson 64
68 Northeastern ■ 53
47 Delaware 67
58 UNC Wilmington 59
54 VCU ■ 57
58 Delaware ■ 76
55 Hofstra ■ 69
60 James Madison 88
52 VCU 61
52 Old Dominion 80
56 William & Mary ■ 65
67 Drexel 70
69 William & Mary † 79

Nickname: Patriots
Colors: Green & Gold
Arena: Patriot Center
Capacity: 10,000; Year Built: 1985
AD: Thomas J. O'Connor
SID: Maggie Walsh

GEORGE WASHINGTON

Washington, DC 20052 I

Coach: Joe McKeown, Kent St. 1979

2006-07 RESULTS (28-4)

72 UMBC ■ 58
63 Coppin St. ■ 53
69 Arizona † 65
82 TCU † 77
48 Maryland 73
68 James Madison ■ 56
73 Villanova ■ 47
68 Stony Brook 55
62 Tennessee 85
74 Liberty ■ 66
62 Auburn ■ 51
66 Georgia † 54
76 San Diego St. 42
57 Richmond ■ 50
77 Fordham 51
61 Massachusetts ■ 48
61 Rhode Island ■ 45
67 Xavier 55
70 Dayton 57
71 La Salle 47
72 Richmond 53
76 Duquesne ■ 46
75 St. Bonaventure ■ 41
64 Charlotte 59
64 St. Louis 47
87 St. Joseph's ■ 60
56 Temple ■ 53
61 Dayton † 45
55 St. Joseph's † 57
76 Boise St. † 67
59 Texas A&M † 47
56 North Carolina † 70

Nickname: Colonials
Colors: Buff & Blue
Arena: Charles E. Smith Center
Capacity: 5,000; Year Built: 1975
AD: Jack E. Kvancz
SID: Jesse Hooker

GEORGETOWN

Washington, DC 20057-1121 I

Coach: Terri Williams-Flournoy, Penn St. 1991

2006-07 RESULTS (13-16)

57 Towson ■ 65
58 Hawaii 69
79 Eastern Ky. † 77
82 Fordham ■ 52
53 East Tenn. St. 52
81 Appalachian St. 74
59 Mt. St. Mary's 50
65 American 56
51 Navy 34
26 Connecticut ■ 84
69 Fla. Atlantic ■ 40
44 Penn St. ■ 52
77 Savannah St. ■ 50
60 Utah ■ 57
55 Cincinnati 77
53 St. John's (N.Y.) 45
54 Louisville ■ 57
41 Rutgers 71
62 DePaul 69
62 Cincinnati ■ 80
47 West Virginia ■ 69
51 South Fla. 79
54 Villanova ■ 51
67 Seton Hall 71
52 Marquette ■ 67
58 Syracuse ■ 65
48 Notre Dame 73
73 Providence 66
58 Pittsburgh ■ 68

Nickname: Hoyas
Colors: Blue & Gray
Arena: McDonough Gym
Capacity: 2,400; Year Built: 1950
AD: Bernard Muir
SID: Ben Shove

GEORGIA

Athens, GA 30602-1661 I

Coach: Andy Landers, Tennessee Tech 1974

2006-07 RESULTS (27-7)

78 Rutgers † 69
89 N.C. A&T ■ 35
74 Davidson ■ 68
75 Ga. Southern 71
74 Stanford ■ 69
95 Memphis ■ 46
79 Georgia Tech 69
62 Middle Tenn. ■ 70
75 Savannah St. 54
80 TCU ■ 58
76 George Mason 51
72 Richmond 41
54 George Washington † 66
82 Brown † 69
89 Florida ■ 57
55 LSU 57
74 Mississippi St. 61
41 Tennessee ■ 52
83 Vanderbilt ■ 71
70 Florida St. † 65
69 Mississippi ■ 60
77 Florida 54
53 LSU ■ 51
57 Tennessee 73
92 Alabama 51
81 South Carolina ■ 57
82 Kentucky 72
62 Auburn 55
69 Arkansas ■ 51
72 Kentucky † 40
56 Vanderbilt † 81
53 Belmont † 36
76 Iowa St. † 56
65 Purdue † 78

Nickname: Lady Bulldogs
Colors: Red & Black
Arena: Stegeman Coliseum
Capacity: 10,523; Year Built: 1963
AD: Damon Evans
SID: Mike Mobley

GCSU

Milledgeville, GA 31061 II

Coach: John Carrick, GCSU 1974

2006-07 RESULTS (22-10)

65 Anderson (S.C.) ■ 51
96 Judson (Ala.) † 50
62 Tampa † 55
71 S.C.-Aiken ■ 57
73 Presbyterian ■ 53
90 Lander ■ 67
71 North Ga. 73
65 Paine 47
59 Anderson (S.C.) 78
60 Tuskegee † 53
64 Tusculum † 52
67 Armstrong Atlantic 71
69 Lander 66
55 Augusta St. ■ 46
64 UNC Pembroke ■ 37
57 Ga. Southwestern ■ 39
68 S.C.-Aiken 69
59 Augusta St. 87
77 S.C. Upstate ■ 76
76 Ga. Southwestern 47
81 North Ga. ■ 76
75 Columbus St. 78
66 Clayton St. ■ 71
79 Armstrong Atlantic ■ 71
54 Francis Marion 49
67 Columbus St. ■ 61
69 Clayton St. 85
56 UNC Pembroke † 47
60 Clayton St. † 70
87 Wingate † 67
72 N.C. Central † 63
65 Clayton St. 66

Nickname: Lady Bobcats
Colors: Navy Blue & Hunter Green
Arena: Centennial Center
Capacity: 4,071; Year Built: 1989
AD: Stan Aldridge
SID: Brad Muller

GA. SOUTHERN

Statesboro, GA 30460-8086 I

Coach: Rusty Cram, Louisiana Tech 1985

2006-07 RESULTS (13-18)

62 Stetson ■ 46
77 Jacksonville St. 84
62 Troy † 77
65 South Fla. 94
71 Georgia ■ 75
43 New Mexico 64
64 Western Ill. † 60
54 South Ala. ■ 48
75 UCF 71
76 Jacksonville ■ 69
53 Col. of Charleston ■ 54
53 Troy ■ 58
71 Furman ■ 59
74 Wofford ■ 58
50 Elon 55
55 UNC Greensboro 80
51 Davidson ■ 69
68 Western Caro. ■ 73
68 Appalachian St. ■ 85
63 Chattanooga 78
63 Furman 75
82 Wofford 67
46 Elon ■ 37
60 UNC Greensboro ■ 68
52 Davidson 75
83 Western Caro. 81
68 Appalachian St. 61
52 Chattanooga ■ 65
52 Col. of Charleston 50
81 UNC Greensboro † 64
59 Western Caro. † 73

Nickname: Eagles
Colors: Blue & White
Arena: Hanner Fieldhouse
Capacity: 4,358; Year Built: 1969
AD: Samuel Q. Baker
SID: David Headrick

GEORGIA ST.

Atlanta, GA 30302-3975 I

Coach: Lea Henry, Tennessee 1983

2006-07 RESULTS (15-15)

60 Miami (Fla.) 68
41 Georgia Tech 83
55 Hampton 62

91 Norfolk St. 70
78 Jacksonville St. 67
58 Samford ■ 54
48 Hofstra 66
90 Savannah St. ■ 46
66 Florida A&M † 63
76 North Fla. † 41
82 Mississippi Val. ■ 58
58 Tenn.-Martin ■ 50
76 Northeastern ■ 51
61 James Madison ■ 84
54 Old Dominion 75
70 George Mason 57
78 UNC Wilmington 76
64 VCU ■ 75
76 William & Mary ■ 77
78 Drexel ■ 67
87 Towson 81
66 Delaware 85
61 UNC Wilmington ■ 57
89 Towson ■ 43
42 Northeastern 64
74 Hofstra ■ 86
53 William & Mary 55
67 VCU 78
70 Old Dominion ■ 80
62 Drexel † 73

Nickname: Panthers
Colors: Blue & White
Arena: GSU Sports Arena
Capacity: 5,000; Year Built: 1972
AD: Mary A. McElroy
SID: Carlton D. White

GEORGIA TECH

Atlanta, GA 30332-0455 I

Coach: MaChelle Joseph, Purdue 1992

2006-07 RESULTS (21-12)

87 Mercer ■ 48
79 Appalachian St. 53
83 Georgia St. ■ 41
62 Temple 76
59 San Diego 62
69 Georgia ■ 79
81 Kennesaw St. ■ 43
79 Jacksonville ■ 57
82 Northwestern 68
82 Col. of Charleston 50
76 Alcorn St. ■ 54
56 Mississippi St. ■ 62
57 North Carolina ■ 69
75 Winston-Salem ■ 43
63 Clemson 57
51 Duke 83
52 Miami (Fla.) ■ 37
31 North Carolina 78
55 Vanderbilt † 72
60 Boston College ■ 49
58 Wake Forest 45
77 Maryland ■ 72
68 Virginia Tech 73
52 Florida St. 63
69 North Carolina St. ■ 62
66 Miami (Fla.) 45
62 Clemson ■ 59
73 Virginia ■ 49
75 Longwood ■ 46
66 Miami (Fla.) † 52
59 Maryland † 75
55 DePaul † 54
63 Purdue † 76

Nickname: Yellow Jackets
Colors: Old Gold & White
Arena: Alexander Mem. Coliseum
Capacity: 9,191; Year Built: 1956
AD: Dan Radakovich
SID: Cheryl Watts

GEORGIAN COURT

Lakewood, NJ 08701-2697 II

Coach: Brad Campbell, Salisbury

2006-07 RESULTS (5-22)

43 Clarion 70
53 West Virginia St. † 74
64 Queens (N.Y.) 86
49 Goldey-Beacom 54
62 Wilmington (Del.) ■ 72
58 Bloomfield 84
88 Columbia Union ■ 78
51 Nyack 61
68 Felician 65
42 Philadelphia U. ■ 70
68 Caldwell 71
41 Holy Family 78
70 Columbia Union 55
68 Post 73
54 Dominican (N.Y.) ■ 66
54 Bloomfield ■ 81
48 Phila. Sciences 68
62 Goldey-Beacom ■ 69
86 Felician ■ 65
56 Wilmington (Del.) 77
51 Holy Family ■ 74
66 Nyack ■ 71
72 Caldwell ■ 69
63 Philadelphia U. 79
59 Dominican (N.Y.) 83
48 Phila. Sciences ■ 65
66 Post ■ 71

Nickname: Lions
Colors: Blue & Gold
Arena: Casino
Capacity: 500; Year Built: 1899
AD: Laura Liesman
SID: Ashley Cameron

GETTYSBURG

Gettysburg, PA 17325-1668 III

Coach: Mike Kirkpatrick, Pitt.-Johnstown 1976

2006-07 RESULTS (15-11)

55 Mt. St. Mary (N.Y.) † 66
58 Wesley † 55
70 Oswego St. † 52
70 Frank. & Marsh. 55
67 Bryn Mawr 43
66 Ursinus ■ 59
55 Messiah ■ 63
52 McDaniel ■ 54
73 Haverford 64
46 Susquehanna ■ 60
57 TCNJ ■ 54
63 Washington (Md.) 64
75 Bryn Mawr ■ 39
71 Swarthmore 38
74 Haverford ■ 58
61 Dickinson ■ 48
55 McDaniel 60
48 Richard Stockton 56
55 Muhlenberg ■ 62
73 Frank. & Marsh. ■ 63
70 Washington (Md.) ■ 57
50 Ursinus 53
76 Swarthmore ■ 41
55 Johns Hopkins 46
67 Dickinson 78
40 Ursinus 61

Nickname: Bullets
Colors: Orange & Blue
Arena: Bream Gymnasium
Capacity: 3,000; Year Built: 1962
AD: David Wright
SID: Braden Snyder

GLENVILLE ST.

Glenville, WV 26351 II

Coach: Steven Harold, Glenville St. 1987

2006-07 RESULTS (33-3)

79 Pitt.-Johnstown † 42
67 Le Moyne † 55
56 Indiana (Pa.) 47
88 Lock Haven † 48
69 Seton Hill ■ 50
66 Gannon ■ 60
71 Minn. St. Moorhead † 72
57 Washburn † 69
62 Edinboro 57
70 Ashland † 62
102 Alderson-Broaddus 48
83 West Va. Wesleyan 53
101 Davis & Elkins ■ 48
87 Bluefield St. 49
89 Pitt.-Johnstown ■ 78
89 Ohio Valley 72
77 Concord ■ 60
78 Fairmont St. 69
75 Wheeling Jesuit ■ 65
78 Alderson-Broaddus ■ 47
73 Shepherd 46
84 Salem Int'l 60
85 West Va. Wesleyan ■ 71
88 West Virginia St. ■ 54
77 West Liberty St. ■ 48
71 Concord 62
85 Charleston (W.V.) ■ 62
82 Bluefield St. ■ 54
95 Davis & Elkins 56
68 Salem Int'l † 48
72 Concord † 62
69 West Liberty St. † 44
81 St. Andrews ■ 44
78 Anderson (S.C.) ■ 64
65 Indiana (Pa.) ■ 59
61 UC San Diego † 71

Nickname: Lady Pioneers
Colors: Royal Blue & White
Arena: Jesse R. Lilly Gymnasium
Capacity: 1,400; Year Built: 1951
AD: Steven Harold
SID: Dwaine Osborne

GOLDEY-BEACOM

Wilmington, DE 19808 II

Coach: Jennifer Smith, Millersville 2002

2006-07 RESULTS (18-11)

72 Edinboro † 86
70 Millersville 80
87 Columbia Union ■ 56
54 Georgian Court ■ 49
68 Dominican (N.Y.) ■ 52
62 Phila. Sciences 68
81 Felician ■ 57
66 Bloomfield ■ 76
79 Columbia Union 56
73 Mansfield ■ 67
59 Philadelphia U. 75
85 Nyack 59
76 Post 61
80 Caldwell ■ 64
58 Holy Family ■ 68
72 Dominican (N.Y.) 83
86 Wilmington (Del.) 81
69 Georgian Court 62
59 Bloomfield 53
63 Phila. Sciences ■ 55
67 Nyack ■ 45
70 Felician 56
67 Philadelphia U. ■ 70
73 Post ■ 80
68 Holy Family 79
81 Wilmington (Del.) ■ 52
67 Caldwell 51
71 Dominican (N.Y.) 49
55 Holy Family † 69

Nickname: Lady Lightning
Colors: Navy, Gold & White
Arena: MBNA America Hall Gymnasium
Capacity: 1,000; Year Built: 1998
AD: Chris Morgan
SID: Jennifer Smith

GONZAGA

Spokane, WA 99258-0066 I

Coach: Kelly Graves, New Mexico 1988

2006-07 RESULTS (24-10)

57 Utah ■ 45
73 UC Davis ■ 70
84 Sacramento St. ■ 43
78 Montana 88
76 Portland St. 59
62 UCLA † 57
63 North Carolina † 101
57 Hawaii 68
74 Seattle Pacific ■ 58
44 Purdue 69
66 Arizona St. ■ 81
103 Eastern Wash. 102
61 Washington 75
60 Marquette 74
69 Davidson ■ 77
81 Montana St. ■ 53
60 Loyola Marymount 56
58 Pepperdine 35
78 Santa Clara ■ 73
85 St. Mary's (Cal.) ■ 49
61 Portland ■ 48
58 San Francisco 53
87 San Diego 82
56 Pepperdine ■ 70
66 Loyola Marymount ■ 56
78 St. Mary's (Cal.) 68
79 Santa Clara 68
88 Portland 58
71 San Diego ■ 58
57 San Francisco ■ 37
68 Portland ■ 55
59 San Francisco † 38
64 Loyola Marymount † 47
46 Middle Tenn. † 85

Nickname: Bulldogs
Colors: Blue, White & Red
Arena: McCarthey Athletic Center
Capacity: 6,000; Year Built: 2004
AD: Michael L. Roth
SID: Liz Smith

GORDON

Wenham, MA 01984-1899 III

Coach: Jeannine Cavallaro, Gordon 1993

2006-07 RESULTS (5-20)

38 Framingham St. 50
68 Albertus Magnus 38
67 Simmons 77
33 Clark (Mass.) 54
51 Wentworth Inst. ■ 74
68 New England Col. 63
38 Salem St. ■ 78
48 Kean † 84
67 Pine Manor † 56
45 Roger Williams 71
51 Colby-Sawyer ■ 62
52 New England Col. ■ 54
41 Salve Regina 58
44 Colby 66
62 Wentworth Inst. 55
68 Eastern Nazarene ■ 48
46 Endicott ■ 62
42 Nichols ■ 55
48 New England 49
56 Curry 70
57 Regis (Mass.) 61
38 Colby-Sawyer 67
49 Endicott 64
58 Anna Maria ■ 60
39 New England ■ 64

Nickname: Fighting Scots
Colors: Cyan & White
Arena: Bennett Center
Capacity: 2,000; Year Built: 1996
AD: Joe Hakes
SID: Patrick Byrne

GOUCHER

Baltimore, MD 21204-2794 III

Coach: Didi Cotton, Goucher 1996

2006-07 RESULTS (4-20)

55	Grove City †	53
51	Frostburg St.	59
66	Drew	79
72	York (Pa.) ■	74
55	Catholic	63
62	Salisbury ■	76
61	Marymount (Va.)	76
51	John Carroll ■	71
76	Notre Dame (Md.) ■	63
41	Stevens Institute †	58
63	Rutgers-Camden †	65
72	Methodist ■	79
58	Gallaudet ■	40
38	Mary Washington ■	91
42	St. Mary's (Md.) ■	51
65	York (Pa.)	73
49	Catholic ■	67
70	Salisbury	81
52	Marymount (Va.) ■	67
68	Gallaudet	53
36	Mary Washington	82
50	Cabrini ■	60
57	St. Mary's (Md.)	69
54	Marymount (Va.)	80

Nickname: Gophers
Colors: Blue & Gold
Arena: Goucher Sports Rec. Ctr.
Capacity: 1,200; Year Built: 1991
AD: Geoffrey Miller
SID: Mike Sanders

GRAMBLING

Grambling, LA 71245 I

Coach: David Ponton, Southern U. 1985

2006-07 RESULTS (12-19)

52	Morehead St. †	75
73	New Orleans †	85
55	Chicago St.	82
64	Southern Miss.	87
50	Louisiana Tech †	70
57	Hampton	68
71	McNeese St. ■	59
75	Tuskegee ■	62
92	Texas Col. ■	71
77	Fort Valley St.	64
63	Mississippi St.	72
75	Alabama A&M	81
78	Alabama St.	82
65	Southern U. ■	54
45	Alcorn St. ■	48
53	Prairie View	71
53	Texas Southern	44
68	Jackson St. ■	61
78	Ark.-Pine Bluff ■	71
78	Mississippi Val. ■	71
53	Southern U.	56
68	Alcorn St.	59
64	Prairie View ■	80
54	Texas Southern ■	57
59	Jackson St.	74
54	Ark.-Pine Bluff	67
66	Mississippi Val.	59
61	Alabama A&M ■	68
65	Alabama St. ■	73
68	Alabama A&M †	62
55	Prairie View †	77

Nickname: Lady Tigers
Colors: Black & Gold
Arena: Men's Memorial Gym
Capacity: 4,500; Year Built: 1954
AD: Troy A. Mathieu
SID: Ryan McGinty

GRAND CANYON

Phoenix, AZ 85017 II

Coach: Craig Wiginton, Oklahoma 1978

2006-07 RESULTS (23-4)

77	Western N.M. ■	42
75	Dominican (Cal.) †	73
79	St. Martin's †	66
76	Western N.M.	69
59	Central Wash. †	72
43	Seattle	59
65	Cal St. Dom. Hills	84
87	Cal St. L.A.	73
79	Northwest Nazarene ■	70
79	Northwest Nazarene ■	83
102	Hawaii Pacific	52
92	Hawaii Pacific	58
91	BYU-Hawaii	74
70	Hawaii-Hilo ■	52
74	Hawaii-Hilo ■	71
77	Chaminade ■	61
62	Notre Dame de Namur	58
81	Notre Dame de Namur	36
67	Dixie St. ■	56
75	BYU-Hawaii ■	67
89	BYU-Hawaii ■	54
90	Hawaii Pacific ■	50
96	Chaminade	53
94	Chaminade	63
91	Hawaii-Hilo	72
93	Notre Dame de Namur ■	64
84	Notre Dame de Namur ■	65

Nickname: Antelopes
Colors: Purple, Black & White
Arena: Antelope Gymnasium
Capacity: 2,000; Year Built: 1994
AD: Keith Baker
SID: Cory Hitchcock

GRAND VALLEY ST.

Allendale, MI 49401 II

Coach: Dawn Plitzuweit, Michigan Tech 1995

2006-07 RESULTS (21-8)

55	Minn. Duluth ■	52
63	Olivet Nazarene ■	40
53	St. Joseph's (Ind.)	40
57	Drury ■	54
62	Bellarmine ■	64
65	Saginaw Valley ■	55
65	Northwood (Mich.)	54
84	Ferris St. ■	58
76	Mercyhurst	49
87	Spring Arbor ■	45
73	Emporia St. †	71
74	Northern Ky.	58
52	Lewis	63
59	Michigan Tech ■	64
60	Northern Mich. ■	45
84	Lake Superior St.	67
92	Northern Mich.	65
60	Gannon	69
73	Wayne St. (Mich.) ■	50
94	Ashland ■	61
53	Lake Superior St. ■	47
59	Northwood (Mich.) ■	43
65	Findlay	66
65	Michigan Tech	42
64	Hillsdale ■	54
60	Saginaw Valley	47
62	Ferris St.	64
57	Michigan Tech ■	63
59	Gannon †	66

Nickname: Lakers
Colors: Blue, Black & White
Arena: Grand Valley Field House
Capacity: 4,010; Year Built: 1982
AD: Tim W. Selgo
SID: Adrienne Yoches

GREEN MOUNTAIN

Poultney, VT 05764 II

Coach: Jen Heath, Castleton 2000

2006-07 RESULTS (9-16)

65	St. Joseph's (Me.) †	66
48	Wheaton (Mass.)	77
94	Southern Vt. ■	57
52	Johnson St.	49
56	New England Col. ■	59
36	Farmingdale St. †	79
64	Russell Sage	60
38	Middlebury	60
68	Paul Smith ■	39
46	Mitchell	55
53	St. Joseph's (Me.)	64
65	Lyndon St. ■	71
69	Fisher ■	51
56	Skidmore ■	65
42	Becker	77
52	Lincoln (Pa.) ■	80
69	Vermont Tech ■	58
45	Mass. Liberal Arts	70
52	Albany Pharmacy	77
48	Fisher	39
61	LIFE Bible-East ■	29
48	Castleton ■	59
56	Morrisville St. ■	49
53	Lyndon St.	61
51	Mitchell ■	64

Nickname: Eagles
Colors: Green & Gold
AD: Jamey Ventura
SID: Ray Campanile

GREENSBORO

Greensboro, NC 27401-1875 III

Coach: Jason Tuggle, UNC Greensboro 1997

2006-07 RESULTS (18-9)

48	Misericordia †	60
82	Gallaudet †	42
85	Guilford	77
51	Piedmont ■	69
94	Salem	67
66	Mary Baldwin ■	53
66	Dallas †	72
89	Rust †	52
55	Catholic	62
74	Methodist	66
51	Averett ■	41
54	Agnes Scott ■	47
61	Ferrum	65
88	N.C. Wesleyan	54
67	Peace	55
81	Shenandoah ■	65
82	Chris. Newport ■	69
70	Methodist ■	73
78	Meredith	53
64	Averett	48
92	Ferrum ■	82
108	N.C. Wesleyan ■	54
83	Peace ■	52
55	Shenandoah	73
58	Chris. Newport	90
84	Peace ■	79
62	Chris. Newport	77

Nickname: The Pride
Colors: Green, White & Silver
Arena: Hanes Gymnasium
Capacity: 850; Year Built: 1964
AD: Kim A. Strable
SID: Bob Lowe

GREENVILLE

Greenville, IL 62246 III

Coach: Roy Mulholland, Greenville 1986

2006-07 RESULTS (18-10)

81	Aurora †	84
51	Wis. Lutheran	82
62	St. Mary-of-the-Woods	53
61	Clarke †	41
71	St. Louis Pharmacy	52
59	Fontbonne ■	71
83	Blackburn	53
66	Knox ■	52
78	Principia ■	66
52	Maryville (Mo.)	67
77	MacMurray ■	60
75	Lincoln Christian ■	52
82	Webster	63
59	Eureka	63
80	Westminster (Mo.)	78
76	Blackburn ■	42
75	Fontbonne	67
70	Maryville (Mo.) ■	78
58	Principia	65
68	Webster ■	63
63	MacMurray	50
60	Lincoln Christian	39
56	Eureka ■	54
72	Westminster (Mo.) ■	56
57	Principia †	63
76	Trinity Int'l ■	72
90	Bethany Lutheran †	92
69	North Greenville †	73

Nickname: Lady Panthers
Colors: Orange & Black
Arena: H.J. Long Gymnasium
Capacity: 2,000; Year Built: 1960
AD: Doug Faulkner
SID: B.J. Schneck

GRINNELL

Grinnell, IA 50112 III

Coach: Andy Hamilton, Grinnell 1985

2006-07 RESULTS (9-14)

63	Colorado Col. ■	68
76	Coe ■	71
80	Central (Iowa)	70
54	MacMurray	50
51	Carroll (Wis.)	66
62	St. Norbert	82
77	Monmouth (Ill.) ■	74
79	Ashford ■	65
61	Dana ■	91
51	Lake Forest	75
57	Lawrence ■	55
56	Beloit ■	57
51	Clarke	63
83	Ripon	92
38	Lawrence	76
89	Knox ■	76
60	Illinois Col.	69
63	Monmouth (Ill.)	79
55	Carroll (Wis.) ■	75
58	St. Norbert ■	74
36	Lake Forest ■	58
74	Knox	62
84	Illinois Col. ■	78

Nickname: Pioneers
Colors: Scarlet & Black
Arena: Darby Gym
Capacity: 1,250; Year Built: 2005
AD: Dee Fairchild
SID: Steven Phelps

GROVE CITY

Grove City, PA 16127-2104 III

Coach: Sarah Harris, Wheaton (Ill.) 2004

2006-07 RESULTS (5-20)

53 Goucher † 55
66 Immaculata † 78
49 Mount Union 53
39 Geneva ■ 50
58 Case Reserve 70
53 Juniata ■ 55
69 Carnegie Mellon 66
57 Waynesburg ■ 44
50 Allegheny ■ 66
66 Point Park 68
53 La Roche 48
55 Bethany (W.V.) 61
56 Thiel 61
74 St. Vincent ■ 72
50 Westminster (Pa.) 71
59 Thomas More 70
51 Wash. & Jeff. ■ 63
49 Waynesburg 57
56 Thiel ■ 45
69 Bethany (W.V.) ■ 79
39 Westminster (Pa.) ■ 71
63 St. Vincent 84
49 Wash. & Jeff. 67
59 Thomas More ■ 73
46 Westminster (Pa.) 67

Nickname: Lady Wolverines
Colors: Crimson & White
Arena: College Arena
Capacity: 1,800; Year Built: 1953
AD: Donald L. Lyle
SID: Ryan Briggs

GUILFORD

Greensboro, NC 27410-4173 III

Coach: Stephanie Flamini, West Chester 1994

2006-07 RESULTS (10-16)

98 Bennett ■ 50
44 McMurry ■ 78
77 Greensboro ■ 85
73 Ferrum † 84
52 Methodist 65
68 Randolph 36
83 Hollins 26
70 Emory & Henry ■ 57
68 Roanoke ■ 61
93 Hollins ■ 34
67 Randolph-Macon ■ 76
55 Va. Wesleyan ■ 65
67 Lynchburg 55
49 East. Mennonite 67
59 Bridgewater (Va.) 83
41 Lynchburg ■ 55
46 Wash. & Lee ■ 49
43 Randolph-Macon 71
48 Va. Wesleyan 83
41 Bridgewater (Va.) ■ 61
66 East. Mennonite ■ 78
72 Wash. & Lee 66
44 Roanoke 65
81 Emory & Henry 78
61 Randolph ■ 41
49 Va. Wesleyan † 75

Nickname: Quakers
Colors: Crimson & Gray
Arena: Ragan-Brown Field House
Capacity: 2,500; Year Built: 1980
AD: Marion Kirby
SID: Dave Walters

GUST. ADOLPHUS

Saint Peter, MN 56082-1498 III

Coach: Mickey Haller, Phillips (Okla.) 1989

2006-07 RESULTS (22-6)

60 Wartburg ■ 45
74 Marian (Wis.) † 46
73 Colorado Col. 61
46 Macalester ■ 30
66 Augsburg ■ 38
81 Bethel (Minn.) 66
52 St. Benedict 67
64 St. Catherine ■ 49
74 St. Mary's (Minn.) 43
69 Concordia-M'head 71
67 St. Thomas (Minn.) 55
63 Hamline ■ 42
80 St. Olaf 56
68 Carleton ■ 48
58 Macalester 42
72 Augsburg 65
72 Bethel (Minn.) ■ 55
66 St. Benedict ■ 58
84 St. Catherine 75
68 St. Mary's (Minn.) ■ 32
46 Concordia-M'head ■ 49
54 St. Thomas (Minn.) ■ 35
81 Hamline 55
58 St. Olaf ■ 44
59 Carleton 72
63 Concordia-M'head ■ 52
54 St. Benedict 56
47 George Fox 61

Nickname: Golden Gusties
Colors: Black & Gold
Arena: Gus Young Court
Capacity: 3,000; Year Built: 1984
AD: Alan Molde
SID: Tim Kennedy

GWYNEDD-MERCY

Gwynedd Valley, PA 19437-0901 III

Coach: Keith Mondillo, Arcadia 1993

2006-07 RESULTS (26-3)

61 Albright † 59
42 Kean 72
66 King's (Pa.) 51
71 Misericordia ■ 51
83 Marywood 43
60 Immaculata 47
71 Albright ■ 59
70 Nazareth † 60
64 Geneseo St. † 68
74 Widener ■ 61
74 Ursinus ■ 53
82 Rosemont 60
76 Wesley ■ 59
78 Cabrini 66
100 Cedar Crest 24
72 Eastern ■ 27
92 Marywood ■ 57
80 Arcadia ■ 48
87 Alvernia ■ 58
69 Misericordia 52
81 Alvernia 77
86 Neumann ■ 57
79 Arcadia 61
83 Rutgers-Camden ■ 46
89 Cedar Crest ■ 36
81 Neumann ■ 60
68 Cabrini ■ 61
83 Ithaca † 74
60 New York U. 72

Nickname: Griffins
Colors: Cardinal & Gold
Arena: Griffin Complex
Capacity: 1,200; Year Built: 1991
AD: Keith Mondillo
SID: Chris Panter

HAMILTON

Clinton, NY 13323 III

Coach: G.P. Gromacki, Ohio St. 1993

2006-07 RESULTS (20-8)

73 North Central (Ill.) 62
72 John Carroll † 66
82 SUNYIT ■ 60
77 Utica 76
75 Hartwick 50
59 Oswego St. 76
57 Amherst ■ 47
54 Clarkson ■ 44
52 St. Lawrence ■ 54
46 Williams ■ 68
68 Union (N.Y.) 72
74 Skidmore 56
79 William Smith 68
69 Rensselaer 78
74 Vassar 57
58 Middlebury 56
57 Skidmore ■ 35
59 Union (N.Y.) ■ 48
59 Albany Pharmacy ■ 31
63 St. Lawrence 68
60 Clarkson 42
66 William Smith ■ 68
81 Vassar ■ 37
59 Rensselaer ■ 48
70 Union (N.Y.) † 52
61 St. Lawrence 55
58 Mt. St. Mary (N.Y.) † 55
52 Scranton 58

Nickname: Continentals
Colors: Buff & Blue
Arena: Bundy Scott Field House
Capacity: 2,000; Year Built: 1978
AD: Susan Viscomi
SID: Jim Taylor

HAMLINE

St. Paul, MN 55104 III

Coach: Melissa Young-Kruse, Gust. Adolphus 1993

2006-07 RESULTS (13-12)

51 Wis.-River Falls 76
52 Northwestern (Minn.) 37
70 St. Olaf 57
58 Bethel (Minn.) ■ 80
78 St. Thomas (Minn.) ■ 64
90 St. Mary's (Minn.) ■ 50
62 Carleton ■ 74
81 Martin Luther ■ 45
82 Augsburg 66
67 Concordia-M'head 60
70 St. Catherine ■ 75
42 Gust. Adolphus 63
56 St. Benedict 83
65 Macalester 50
52 St. Olaf ■ 44
67 Bethel (Minn.) 84
59 St. Thomas (Minn.) 68
57 St. Mary's (Minn.) 56
75 Augsburg ■ 71
64 Concordia-M'head ■ 76
69 Carleton 61
65 St. Catherine 94
55 Gust. Adolphus ■ 81
37 St. Benedict ■ 73
68 Macalester ■ 67

Nickname: Pipers
Colors: Burgundy & Gray
Arena: Hutton Arena
Capacity: 2,000; Year Built: 1937
AD: Dan O'Brien
SID: Troy Mallat

HAMPTON

Hampton, VA 23668 I

Coach: Walter Mebane, North Carolina 1981

2006-07 RESULTS (15-13)

77 Bucknell 85
65 North Texas ■ 64
62 Georgia St. ■ 55
44 La.-Lafayette ■ 57
68 Grambling ■ 57
66 Norfolk St. 70
45 James Madison ■ 54
74 Alabama St. † 67
47 UAB 66
54 Radford 62
78 Howard 66
67 Bethune-Cookman 40
70 Florida A&M 60
61 Morgan St. ■ 65
56 Coppin St. ■ 63
58 Delaware St. 52
71 South Carolina St. 66
69 N.C. A&T 91
62 Bethune-Cookman ■ 48
81 Florida A&M ■ 64
51 Morgan St. 61
45 Coppin St. 68
61 Delaware St. ■ 57
60 Norfolk St. ■ 58
63 South Carolina St. ■ 54
63 N.C. A&T ■ 73
76 Md.-East. Shore ■ 41
59 Morgan St. † 63

Nickname: Lady Pirates
Colors: Royal Blue & White
Arena: Hampton University Convocation Center
Capacity: 7,200; Year Built: 1993
AD: Joseph Taylor
SID: Jamar Ross

HANOVER

Hanover, IN 47243-0108 III

Coach: Molly Jones, Hanover 1986

2006-07 RESULTS (3-21)

79 Franciscan † 31
50 Alma † 64
46 Williams † 85
45 Washington-St. Louis 73
55 Franklin ■ 70
57 Rose-Hulman ■ 69
68 Mt. St. Joseph 71
44 Defiance 59
55 Southwestern (Tex.) 66
60 Texas Lutheran 54
73 Illinois Col. ■ 80
44 Mo.-St. Louis 68
36 Manchester 79
46 Anderson (Ind.) 60
71 Bluffton 81
59 Transylvania ■ 83
47 Rose-Hulman 63
66 Franklin 75
60 Defiance ■ 71
61 Mt. St. Joseph ■ 58
47 Anderson (Ind.) ■ 58
42 Manchester ■ 59
43 Transylvania 95
35 Bluffton ■ 53

Nickname: Panthers
Colors: Red & Blue
Arena: John Collier Arena
Capacity: 2,000; Year Built: 1995
AD: Lynn Hall
SID: Carter Cloyd

HARDIN-SIMMONS

Abilene, TX 79698 III

Coach: Shanna Briggs, Hardin-Simmons

2006-07 RESULTS (21-5)

84 Trinity (Tex.) ■ 67
64 Southwestern (Tex.) 66
79 East Tex. Baptist 74
79 LeTourneau 55
88 Louisiana Col. ■ 48
80 Mississippi Col. ■ 55
56 McMurry ■ 61
83 Ozarks (Ark.) 67
58 Texas Wesleyan 49
71 Texas-Dallas ■ 49
74 Texas-Tyler ■ 72
72 Concordia (Tex.) 59
79 Mary Hardin-Baylor 59
90 Schreiner ■ 61
105 Texas Lutheran ■ 42
77 McMurry 67
54 Howard Payne ■ 59
93 Sul Ross St. ■ 52
57 Howard Payne 67
75 Sul Ross St. 48
102 Schreiner 71
90 Texas Lutheran 37
91 Concordia (Tex.) ■ 51
89 Mary Hardin-Baylor ■ 61
90 Mississippi Col. † 71
62 Howard Payne 77

Nickname: Cowgirls
Colors: Purple & Gold
Arena: Mabee Complex
Capacity: 3,003; Year Built: 1979
AD: John Neese
SID: Chad Grubbs

HARDING

Searcy, AR 72149-2281 II

Coach: Tim Kirby, Okla. Sci. & Arts 1986

2006-07 RESULTS (19-10)

106 North Ala. † 98
78 West Ala. † 85
90 Ala.-Huntsville 70
88 Williams Baptist ■ 54
92 York (Neb.) ■ 61
76 Ala.-Huntsville ■ 65
66 Montevallo 64
61 Montevallo ■ 46
73 Lincoln (Mo.) ■ 53
72 North Ala. † 77
71 West Fla. 47
76 Ark.-Monticello 66
51 Delta St. ■ 57
70 Ouachita Baptist 69
87 Central Baptist ■ 68
54 Arkansas Tech 63
80 Henderson St. ■ 62
51 Ark.-Little Rock 96
74 Southern Ark. ■ 50
80 Christian Bros. 68
70 Ark.-Monticello ■ 72
55 Delta St. 77
61 Ouachita Baptist ■ 53
47 Arkansas Tech ■ 70
62 Henderson St. 61
82 Southern Ark. 86
71 Christian Bros. ■ 58
86 West Fla. † 62
42 Valdosta St. † 69

Nickname: Lady Bisons
Colors: Black & Gold
Arena: Rhodes Field House
Capacity: 3,000; Year Built: 1949
AD: Greg Harnden
SID: Scott Goode

HARTFORD

West Hartford, CT 06117-1599 I

Coach: Jennifer Rizzotti, Connecticut 1996

2006-07 RESULTS (25-9)

62 Dartmouth ■ 45
51 Purdue 83
62 St. Joseph's 52
65 Loyola (Md.) 49
57 Manhattan 61
76 Columbia 37
53 Seton Hall ■ 59
60 BYU ■ 43
58 St. John's (N.Y.) 46
68 Massachusetts ■ 45
45 Michigan St. 58
54 Hofstra 70
36 Connecticut 62
61 Stony Brook 54
48 New Hampshire ■ 47
64 Vermont 66
58 UMBC ■ 45
60 Albany (N.Y.) 42
71 Binghamton ■ 64
66 Maine 50
57 Boston U. 42
65 Stony Brook ■ 47
54 New Hampshire 45
56 Vermont ■ 42
60 Albany (N.Y.) ■ 54
64 Boston U. ■ 60
73 Binghamton 66
58 Maine ■ 40
60 UMBC 56
60 Albany (N.Y.) † 50
56 Binghamton 46
46 UMBC † 48
70 Bucknell ■ 54
40 South Carolina 81

Nickname: Hawks
Colors: Scarlet & White
Arena: Chase Family Arena
Capacity: 3,977; Year Built: 1990
AD: Patricia H. Meiser
SID: Daniel Ruede

HARTWICK

Oneonta, NY 13820-4020 III

Coach: Daphne Thompson, Delaware 1991

2006-07 RESULTS (9-14)

64 Lehman 63
41 St. Lawrence 66
73 Skidmore 61
68 Wheaton (Mass.) 75
50 Hamilton ■ 75
65 Oneonta St. 68
76 William Smith ■ 84
59 Utica 68
70 Ithaca 61
68 Elmira 81
53 Union (N.Y.) 55
59 St. John Fisher ■ 62
72 Alfred ■ 58
63 Nazareth 67
63 Rochester Inst. 68
69 Utica ■ 64
69 Elmira ■ 73
68 Ithaca ■ 81
87 Russell Sage ■ 67
63 Rochester Inst. ■ 59
94 Nazareth ■ 81
75 Alfred 64
64 St. John Fisher 78

Nickname: Hawks
Colors: Royal Blue & White
Arena: Binder P.E. Center
Capacity: 1,800; Year Built: 1968
AD: Debra P. Warren
SID: Dave Caspole

HARVARD

Boston, MA 02163 I

Coach: Kathleen Delaney Smith, Bridgewater St. 1971

2006-07 RESULTS (15-13)

71 East Caro. † 80
57 Holy Cross † 69
74 Quinnipiac ■ 82
57 Fairfield 73
51 BYU ■ 66
54 California 96
83 San Jose St. † 62
63 Boston U. 77
66 Wisconsin 86
68 Marist ■ 74
77 Northeastern ■ 87
68 Boston College 58
67 Providence 78
71 Dartmouth 68
53 Yale 61
73 Brown 42
65 Columbia 36
71 Cornell 57
80 Princeton ■ 57
87 Penn ■ 74
67 Brown ■ 41
68 Yale ■ 58
66 Penn 59
66 Princeton 51
64 Cornell ■ 48
72 Columbia ■ 65
72 Dartmouth ■ 54
65 Maryland † 89

Nickname: Crimson
Colors: Crimson, Black & White
Arena: Lavietes Pavilion
Capacity: 2,195; Year Built: 1982
AD: Robert L. Scalise
SID: Heather Palmer

HAVERFORD

Haverford, PA 19041-1392 III

Coach: Jim Osborne, Johnson St. 1975

2006-07 RESULTS (6-18)

52 Dickinson ■ 80
58 Frank. & Marsh. 68
47 Smith ■ 49
54 St. Joseph (Conn.) ■ 48
61 Wellesley ■ 70
63 Washington (Md.) ■ 59
64 Gettysburg ■ 73
41 Cal Lutheran 70
53 Colorado Col. † 71
62 Muhlenberg 76
49 Johns Hopkins 69
58 Gettysburg 74
73 Swarthmore 46
57 Frank. & Marsh. ■ 68
61 Ursinus 74
52 Bryn Mawr ■ 47
60 McDaniel 69
56 Muhlenberg ■ 61
38 Johns Hopkins ■ 68
53 Washington (Md.) 64
58 Trinity (D.C.) 57
51 Bryn Mawr 66
45 Ursinus ■ 63
74 Swarthmore ■ 66

Nickname: Fords
Colors: Scarlet & Black
Arena: Gooding Arena
Capacity: 1,200; Year Built: 2005
AD: Wendy Smith
SID: Ryan Griswold

HAWAII

Honolulu, HI 96822-2370 I

Coach: Jim Bolla, Pittsburgh 1975

2006-07 RESULTS (15-14)

69 Georgetown ■ 58
56 Oklahoma ■ 76
57 Texas Tech ■ 54
56 Arkansas ■ 70
68 Gonzaga ■ 57
72 Cal St. Northridge 61
69 Loyola Marymount 79
52 Southern California 72
71 Evansville ■ 68
62 Chattanooga ■ 65
70 San Francisco ■ 49
64 Oklahoma St. ■ 78
51 New Mexico St. ■ 58
53 Louisiana Tech ■ 64
59 Nevada 69
69 Fresno St. 75
71 Idaho ■ 61
53 Boise St. ■ 62
56 San Jose St. 57
62 Utah St. 57
74 Nevada ■ 72
57 New Mexico St. 46
60 Louisiana Tech 59
79 Fresno St. ■ 65
79 Utah St. ■ 63
64 San Jose St. ■ 53
64 Idaho 43
56 Boise St. 66
47 Fresno St. † 72

Nickname: Rainbow Wahine
Colors: Green, Black, Silver & White
Arena: Stan Sheriff Center
Capacity: 10,300; Year Built: 1994
AD: Herman R. Frazier
SID: Neal Iwamoto

HAWAII-HILO

Hilo, HI 96720-4091 II

Coach: Daphne Honma, Hawaii

2006-07 RESULTS (6-18)

38 Northwest Nazarene 100
62 Fort Lewis † 87
63 Montana Tech 89
49 St. Martin's 85
49 Augustana (S.D.) † 84
61 Neb.-Omaha 97
63 Hawaii Pacific ■ 51
81 Chaminade 58
64 Chaminade 71
49 Dixie St. ■ 68
67 Hawaii Pacific ■ 57
48 Hawaii Pacific ■ 63
52 Grand Canyon 70
71 Grand Canyon 74
48 Notre Dame de Namur 73
53 BYU-Hawaii 61
63 BYU-Hawaii 76
83 Hawaii Pacific 59
56 Notre Dame de Namur ■ 73
68 Notre Dame de Namur ■ 62
72 Grand Canyon ■ 91
38 BYU-Hawaii ■ 67
84 Chaminade ■ 50
67 Chaminade ■ 74

Nickname: Vulcans
Colors: Red, White & Blue
Arena: Civic Auditorium
AD: Kathleen McNally
SID: Kelly Leong

HAWAII PACIFIC

Honolulu, HI 96813 II

Coach: Liz O'Brien, Hofstra 1996

2006-07 RESULTS (2-25)

48 Master's....94
44 Cal St. Bakersfield....106
36 Cal St. San B'dino....50
69 Cal St. L.A....80
66 BYU-Hawaii....82
79 Chaminade....83
51 Hawaii-Hilo....63
62 Central Wash. ■....70
49 Mo. Western St. ■....91
54 Mo. Southern St. †....76
61 Northwood (Mich.) †....81
52 Grand Canyon ■....102
58 Grand Canyon ■....92
49 Notre Dame de Namur ■....51
56 Dixie St. ■....65
57 Hawaii-Hilo....67
63 Hawaii-Hilo....48
65 BYU-Hawaii ■....67
55 BYU-Hawaii ■....76
70 Chaminade....74
59 Hawaii-Hilo ■....83
67 Notre Dame de Namur....57
62 Notre Dame de Namur....69
50 Grand Canyon....90
64 Chaminade ■....69
60 Chaminade ■....68
46 BYU-Hawaii....76

Nickname: Sea Warriors
Colors: Columbia Blue, Kelly Green & White
AD: Darren Vorderbruegge
SID: John Barry

HEIDELBERG

Tiffin, OH 44883-2462 III

Coach: Karen McConnell, Heidelberg 1985

2006-07 RESULTS (12-13)

72 Medgar Evers †....31
63 Ramapo....36
64 Lake Erie....63
62 Ohio Wesleyan....47
59 Wilmington (Ohio) ■....79
57 Ohio Northern....64
68 Mount Union ■....60
68 Muskingum....73
64 Robert Morris-Springfield....53
72 Huntingdon ■....53
60 Alma ■....47
46 Capital....81
63 Otterbein ■....64
61 John Carroll....50
59 Marietta ■....46
50 Baldwin-Wallace....74
58 Wilmington (Ohio)....80
56 Ohio Northern ■....60
35 Mount Union....56
58 Baldwin-Wallace ■....66
57 Marietta....45
76 John Carroll ■....80
79 Otterbein....91
71 Capital ■....68
69 Muskingum ■....73

Nickname: The Berg
Colors: Red, Orange & Black
Arena: Seiberling Gymnasium
Capacity: 1,900; Year Built: 1952
AD: Jerry McDonald
SID: Morgan Hawley

HENDERSON ST.

Arkadelphia, AR 71999-0001 II

Coach: Joshua Matthews, Western Ky. 1995

2006-07 RESULTS (19-10)

88 Huston-Tillotson ■....57
68 Saginaw Valley †....59
75 Wayne St. (Mich.) †....63
62 Cal Poly Pomona †....49
74 Alas. Fairbanks....55
78 North Ala. ■....70
83 Texas Woman's....81
62 Huston-Tillotson....55
76 North Ala....70
67 Benedict ■....53
66 Angelo St. ■....63
55 Arkansas Tech ■....72
60 Southern Ark....64
75 Christian Bros. ■....60
67 Ark.-Monticello ■....53
62 Harding....80
73 Ouachita Baptist ■....60
55 Delta St....77
62 Ala.-Huntsville....60
46 Arkansas Tech....64
68 Southern Ark. ■....79
66 Christian Bros....51
58 Dixie St. ■....69
67 Ark.-Monticello....58
61 Harding ■....62
71 Ouachita Baptist....66
56 Delta St. ■....64
75 Montevallo †....39
37 Delta St. †....40

Nickname: Lady Reddies
Colors: Red & Gray
Arena: Duke Wells Center
Capacity: 3,000; Year Built: 1971
AD: Sam Goodwin
SID: Troy Mitchell

HENDRIX

Conway, AR 72032-3080 III

Coach: Chris Hitchcock, Hanover 1997

2006-07 RESULTS (19-7)

77 Rhema †....52
96 Westminster (Mo.) †....59
89 Rust....40
63 John Brown....77
78 Rust ■....45
80 Austin ■....54
88 Ozarks (Ark.) ■....73
77 Rust ■....45
81 Dallas ■....59
75 Merchant Marine....71
82 Dallas....64
81 Ozarks (Ark.)....74
67 Trinity (Tex.) ■....64
65 Southwestern (Tex.) ■....62
65 DePauw....87
79 Centre....58
74 Rhodes ■....66
74 Millsaps ■....45
64 Austin....58
79 Sewanee....74
69 Oglethorpe....87
54 DePauw ■....73
76 Centre ■....58
69 Trinity (Tex.)....80
60 Southwestern (Tex.)....71
69 Austin †....82

Nickname: Warriors
Colors: Orange & Black
Arena: Grove Gym
Capacity: 1,200; Year Built: 1961
AD: Danny Powell
SID: Parker Griffith

HIGH POINT

High Point, NC 27262-3598 I

Coach: Tooey Loy, High Point 1994

2006-07 RESULTS (18-12)

48 North Carolina St....78
48 Wake Forest....62
63 UNC Wilmington ■....49
74 William & Mary ■....62
63 Davidson ■....81
54 Elon....51
73 Gardner-Webb ■....44
89 Campbell....74
53 UNC Greensboro....63
49 South Carolina....87
70 Ohio †....82
70 Campbell †....53
39 Florida St....67
59 Longwood ■....41
70 Birmingham-So....60
69 UNC Asheville....72
64 Liberty ■....62
74 Winthrop....63
57 Radford ■....55
65 Coastal Caro. ■....52
64 Charleston So. ■....58
67 Liberty....61
55 Radford....71
60 Birmingham-So. ■....52
59 UNC Asheville ■....53
57 Coastal Caro....66
63 Charleston So....51
57 Winthrop ■....49
50 Winthrop †....57
45 Charlotte....72

Nickname: Panthers
Colors: Purple & White
Arena: Millis Center
Capacity: 2,565; Year Built: 1992
AD: Woody Gibson
SID: April Goode

HILBERT

Hamburg, NY 14075-1597 III

Coach: Kara Rehbaum, Canisius 1984

2006-07 RESULTS (2-22)

38 Buffalo St....81
41 Albany Pharmacy †....65
64 Alfred....81
49 Nazareth....68
49 Lake Erie....57
58 Penn St.-Altoona....54
35 Penn St.-Behrend ■....67
55 La Roche ■....62
35 Rochester Inst. ■....50
45 D'Youville ■....71
49 Mt. Aloysius....67
51 Pitt.-Greensburg....62
52 Frostburg St. ■....73
36 Medaille....61
54 Pitt.-Bradford ■....63
57 Penn St.-Altoona ■....62
57 Lake Erie ■....58
44 La Roche....54
38 Penn St.-Behrend....72
70 Mt. Aloysius ■....62
62 Pitt.-Greensburg ■....76
73 Frostburg St....77
43 Pitt.-Bradford....51
41 Medaille ■....70

Nickname: Hawks
Colors: Royal Blue & White
Arena: Hafner Recreation Center
Capacity: 1,200
AD: Richard L. Walsh
SID: Rob deGrandpre

HILLSDALE

Hillsdale, MI 49242-1298 II

Coach: Claudette Charney, Grand Valley St. 1979

2006-07 RESULTS (19-9)

68 Walsh †....55
72 Seton Hill....55
90 California (Pa.) †....81
79 Ohio Valley †....61
91 Mercyhurst ■....59
52 Gannon ■....65
67 Wayne St. (Mich.)....85
61 Lewis †....68
45 Wheeling Jesuit †....48
54 Bellarmine †....63
87 St. Joseph's (Ind.) †....59
74 Saginaw Valley....51
72 Ferris St....67
78 Findlay....55
73 Ashland....66
83 Northern Mich. ■....49
69 Michigan Tech ■....65
51 Lake Superior St....69
77 Ashland ■....66
80 Findlay ■....71
72 Gannon....92
67 Mercyhurst....65
79 Northwood (Mich.) ■....59
54 Grand Valley St....64
69 Wayne St. (Mich.) ■....62
76 Wayne St. (Mich.) ■....59
90 Ferris St. †....87
77 Gannon....88

Nickname: Chargers
Colors: Royal Blue & White
Arena: Jesse Philips Arena
Capacity: 2,500; Year Built: 1989
AD: Michael J. Kovalchik
SID: Brad Monastiere

HIRAM

Hiram, OH 44234-0067 III

Coach: Don Feren, Youngstown St.

2006-07 RESULTS (6-19)

65 Carlow †....71
65 Wilson †....43
44 Ohio Wesleyan....71
49 Thiel ■....57
51 Denison ■....79
67 Ursuline....77
66 Lake Erie....65
77 Chatham ■....53
48 Claremont-M-S †....51
60 Caltech †....51
76 Earlham ■....64
41 Wittenberg ■....71
54 Oberlin....57
64 Wooster....72
54 Ohio Wesleyan ■....96
32 Denison....64
58 Kenyon ■....77
61 Lake Erie ■....50
52 Allegheny....60
31 Wittenberg....67
45 Earlham....71
56 Oberlin ■....61
60 Wooster ■....73
50 Allegheny ■....91
46 Kenyon....72

Nickname: Terriers
Colors: Blue & Red
Arena: Price Gymnasium
Capacity: 2,000; Year Built: 1959
AD: Thomas E. Mulligan
SID: Jeff Hoedt

HOFSTRA
Hempstead, NY 11549 I

Coach: Krista Kilburn-Steveskey, North Carolina St. 1990

2006-07 RESULTS (26-8)

79	Wichita St.	72
71	Baylor	81
68	Long Island	57
57	Michigan St.	53
85	Rider ■	52
66	Georgia St. ■	48
65	Central Conn. St. ■	49
82	Stony Brook	67
71	Yale ■	52
70	Hartford ■	54
63	North Fla.	41
70	Stetson	39
56	Delaware	59
63	VCU ■	57
46	Drexel	45
59	Old Dominion	74
56	Towson	49
59	Delaware ■	67
68	UNC Wilmington ■	64
59	James Madison	73
72	Northeastern	63
62	Old Dominion ■	69
62	William & Mary ■	56
69	George Mason	55
61	Drexel ■	52
86	Georgia St.	74
58	Towson ■	45
75	Northeastern ■	61
79	UNC Wilmington	50
71	William & Mary †	46
59	Old Dominion †	76
64	Seton Hall ■	52
64	South Carolina	59
54	Western Ky.	72

Nickname: Pride
Colors: Gold, White & Blue
Arena: David S. Mack Sports and Exhibition Complex
Capacity: 5,124; Year Built: 1999
AD: Jack W. Hayes
SID: Stephen A. Gorchov

HOLLINS
Roanoke, VA 24020-1553 III

Coach: Richie Waggoner, Roanoke 1992

2006-07 RESULTS (1-23)

28	Bryn Mawr †	67
38	St. Elizabeth †	67
26	Wash. & Lee	90
26	Guilford ■	83
34	Guilford	93
22	Bridgewater (Va.) ■	83
33	East. Mennonite ■	86
35	Emory & Henry	97
22	Va. Wesleyan	107
77	Randolph	75
24	Va. Wesleyan ■	87
34	Randolph-Macon ■	90
37	Lynchburg	101
22	Roanoke	92
59	Salem ■	92
33	Piedmont ■	87
43	East. Mennonite	100
26	Roanoke ■	81
69	Randolph ■	85
60	Emory & Henry ■	91
29	Lynchburg ■	83
44	Wash. & Lee ■	87
45	Bridgewater (Va.)	89
46	Randolph-Macon	112

Nickname: None
Colors: Green & Gold
Arena: Tayloe Gymnasium
Capacity: 250; Year Built: 1989
AD: Lynda Calkins
SID: Richie Waggoner

HOLY CROSS
Worcester, MA 01610-2395 I

Coach: Bill Gibbons Jr., Clark (Mass.) 1981

2006-07 RESULTS (15-18)

68	Yale ■	56
55	St. Peter's	67
69	Quinnipiac	72
53	Vermont	67
69	Harvard †	57
69	Buffalo	55
50	Albany (N.Y.)	63
36	Boston College ■	53
64	Connecticut ■	83
72	Maine ■	64
61	Rhode Island	54
53	San Diego	76
44	Oregon St. †	59
46	Massachusetts ■	77
58	Lafayette	61
49	Army ■	62
50	Bucknell ■	63
49	Navy ■	39
44	Dartmouth	68
55	American	59
75	Colgate	59
75	Lehigh ■	61
77	Lafayette ■	45
43	Army	77
37	Bucknell	63
85	Navy	80
61	American ■	54
67	Colgate ■	47
43	Lehigh	52
64	Lafayette †	49
65	Lehigh †	62
56	American ■	48
44	Duke †	81

Nickname: Crusaders
Colors: Royal Purple
Arena: Hart Center
Capacity: 3,600; Year Built: 1975
AD: Richard M. Regan Jr.
SID: Megan Cross

HOLY FAMILY
Philadelphia, PA 19114-2009 II

Coach: Mike McLaughlin, Holy Family 1986

2006-07 RESULTS (29-3)

78	NYIT ■	49
65	Philadelphia U.	55
75	Post ■	48
55	Phila. Sciences	48
69	Nyack ■	33
83	Chaminade †	53
55	Concordia-St. Paul †	59
67	St. Michael's ■	42
80	Felician	38
78	Georgian Court ■	41
77	Caldwell ■	55
67	Dominican (N.Y.)	62
79	Bloomfield ■	49
75	Wilmington (Del.) ■	52
68	Goldey-Beacom	58
91	Post	60
76	Philadelphia U. ■	55
93	Nyack	39
62	Bentley	65
74	Georgian Court	51
70	Phila. Sciences ■	50
76	Felician ■	33
76	Caldwell	60
79	Goldey-Beacom ■	68
86	Dominican (N.Y.) ■	49
72	Wilmington (Del.)	43
61	Bloomfield	53
73	Post ■	47
69	Goldey-Beacom †	55
68	Philadelphia U. †	44
78	St. Rose †	65
51	Southern Conn. St.	68

Nickname: Lady Tigers
Colors: Copenhagen Blue & White
Arena: Campus Center
Capacity: 1,000; Year Built: 1987
AD: Sandra Michael
SID: James Wagner

HOOD
Frederick, MD 21701-8575 III

Coach: Tracey Kelley-Franklin, East Caro. 1998

2006-07 RESULTS (5-18)

39	Lebanon Valley	53
47	Pitt.-Greensburg †	60
54	Salisbury ■	75
60	Rowan	88
45	Catholic ■	72
51	Chris. Newport ■	80
38	Mt. St. Joseph †	85
24	Wash. & Jeff. †	67
29	Marymount (Va.)	82
30	Montclair St. ■	58
29	Notre Dame (Md.)	70
55	Mary Baldwin ■	53
44	Trinity (D.C.)	61
51	Chatham ■	64
65	Gallaudet	56
34	Mary Washington ■	91
64	Wilson	45
71	Mary Baldwin	81
59	Notre Dame (Md.) ■	64
81	Wilson ■	45
30	York (Pa.)	77
47	Chatham	42
77	Trinity (D.C.) ■	84

Nickname: Blazers
Colors: Blue & Grey
Arena: Gambrill
Capacity: 400; Year Built: 1948
AD: Gilbert Romaine
SID: Adrienne Gonzales

HOPE
Holland, MI 49422-9000 III

Coach: Brian Morehouse, Hope 1991

2006-07 RESULTS (24-4)

95	Davenport ■	66
68	Baldwin-Wallace ■	66
67	St. Mary's (Ind.) ■	42
65	Carthage †	51
83	Wheaton (Ill.)	81
87	Tri-State	57
73	North Central (Ill.)	51
68	Albion ■	56
82	Mo.-St. Louis †	74
78	Illinois Col. †	38
81	Kalamazoo	34
82	Adrian ■	47
79	Rochester College	33
92	Olivet	63
57	Calvin ■	60
69	Alma	46
75	Albion	82
91	Tri-State ■	56
101	Kalamazoo ■	53
87	Adrian	53
78	Olivet ■	70
58	Calvin	63
63	Alma ■	48
79	St. Mary's (Ind.)	71
85	Tri-State ■	61
71	St. Mary's (Ind.) ■	52
71	Calvin	68
66	Denison †	82

Nickname: Flying Dutch
Colors: Orange & Blue
Arena: DeVos Fieldhouse
Capacity: 3,500; Year Built: 2005
AD: Eva Dean Folkert
SID: Tom Renner

HOUSTON
Houston, TX 77204 I

Coach: Joe Curl, Wayne St. (Neb.) 1978

2006-07 RESULTS (9-19)

51	Texas Tech ■	69
35	Duke	81
46	TCU	57
55	Michigan St. ■	68
47	West Virginia	73
41	Marshall	57
78	Cal St. Bakersfield ■	66
96	Prairie View †	90
42	Southern California	65
82	Miami (Fla.) ■	73
58	Charlotte	81
91	Rice ■	86
61	Tulane	83
70	UTEP	87
82	East Caro. ■	77
56	Rice	70
70	Tulsa ■	54
81	SMU ■	65
56	Tulane ■	71
61	UTEP ■	69
73	UCF	78
51	Southern Miss.	63
73	Tulsa	81
50	SMU	61
86	Memphis ■	73
63	UAB ■	84
71	Marshall †	58
55	Tulane †	62

Nickname: Cougars
Colors: Scarlet & White with Navy Trim
Arena: Hofheinz Pavilion
Capacity: 8,479; Year Built: 1969
AD: Dave Maggard
SID: Ryan Koslen

HOWARD
Washington, DC 20059 I

Coach: Cathy Parson, West Virginia 1984

2006-07 RESULTS (8-22)

78	Virginia Tech †	97
44	LSU	88
61	West Virginia †	84
47	Seton Hall	66
67	Navy †	77
47	Ball St.	92
78	Coastal Caro. †	85
77	George Mason ■	80
54	Md.-East. Shore	65
63	William & Mary	78
52	Ohio St.	97
66	Hampton ■	78
60	South Carolina St.	75
73	N.C. A&T	87
48	Delaware St.	58
81	Bethune-Cookman ■	59
71	Florida A&M ■	75
57	Coppin St. ■	71
74	Morgan St. ■	67
85	South Carolina St. ■	50
68	N.C. A&T ■	65
55	Delaware St. ■	68
79	Bethune-Cookman	73
71	Florida A&M	81
57	Coppin St.	78
62	Morgan St.	71
89	Norfolk St.	60
72	Md.-East. Shore ■	56
77	South Carolina St. †	74
44	Coppin St. †	59

Nickname: Lady Bison
Colors: Blue, White & Red
Arena: Burr Gymnasium
Capacity: 2,700; Year Built: 1963
AD: Dwight F. Datcher
SID: Romanda Noble

HOWARD PAYNE
Brownwood, TX 76801 III

Coach: Chris Kielsmeier, Iowa St. 1998

2006-07 RESULTS (28-2)

76 Trinity (Tex.) ■ 45
94 Ozarks (Ark.) 52
76 East Tex. Baptist ■ 39
84 LeTourneau ■ 33
63 Sul Ross St. 48
79 Fisk ■ 23
84 Texas-Tyler 52
67 Texas-Dallas 38
76 Millsaps † 42
93 Simmons † 26
71 Louisiana Col. ■ 34
80 Mississippi Col. ■ 60
74 Schreiner 40
88 Texas Lutheran 40
81 Sul Ross St. ■ 31
77 Mary Hardin-Baylor ■ 62
55 Concordia (Tex.) ■ 48
59 Hardin-Simmons 54
60 McMurry 61
67 Hardin-Simmons ■ 57
72 McMurry ■ 55
80 Concordia (Tex.) 49
65 Mary Hardin-Baylor 58
90 Schreiner ■ 29
83 Texas Lutheran ■ 36
78 Ozarks (Ark.) ■ 52
77 Hardin-Simmons ■ 62
49 McMurry ■ 40
76 Chapman ■ 37
44 Puget Sound † 47

Nickname: Yellow Jackets
Colors: Navy Blue & Old Gold
Arena: Brownwood Coliseum
Capacity: 5,000; Year Built: 1968
AD: Mike Jones
SID: Abram Choate

HUMBOLDT ST.
Arcata, CA 95521-8299 II

Coach: Joddie Gleason, Cal St. Chico 1992

2006-07 RESULTS (17-10)

62 Western Ore. ■ 52
75 Western Ore. ■ 46
40 Cal St. San B'dino 65
78 Cal Poly Pomona 55
76 Notre Dame de Namur ■ 46
54 Northwest Nazarene ■ 51
51 Sonoma St. 55
82 UC Santa Cruz ■ 46
74 Sonoma St. ■ 49
65 UC San Diego ■ 77
81 Cal St. Dom. Hills ■ 70
81 San Fran. St. ■ 68
89 Cal St. Monterey Bay ■ 56
71 Cal St. L.A. 57
45 Cal St. Bakersfield 72
70 Cal St. Stanislaus ■ 57
90 Cal St. Chico ■ 82
73 Cal Poly Pomona ■ 60
49 Cal St. San B'dino ■ 59
59 Cal St. Dom. Hills 68
55 UC San Diego 66
67 Cal St. Monterey Bay 77
53 San Fran. St. 49
59 Cal St. Bakersfield ■ 70
68 Cal St. L.A. ■ 46
50 Cal St. Chico 72
94 Cal St. Stanislaus 77

Nickname: Lumberjacks
Colors: Green & Gold
Arena: HSU East Gym
Capacity: 1,400; Year Built: 1956
AD: Dan Collen
SID: Dan Pambianco

HUNTER
New York, NY 10021 III

Coach: Jeffrey Meltzer, Fredonia St. 1973

2006-07 RESULTS (13-13)

67 St. Joseph's (L.I.) ■ 63
63 Widener ■ 70
62 Vassar ■ 58
50 Old Westbury 55
73 Polytechnic (N.Y.) ■ 68
63 CCNY ■ 35
60 John Jay ■ 67
63 Mt. St. Mary (N.Y.) ■ 77
37 Kean 85
59 Rutgers-Newark 83
59 Lehman ■ 55
68 Brooklyn ■ 65
50 Ramapo 57
55 St. Elizabeth ■ 49
63 Staten Island 59
60 New York U. 88
73 Medgar Evers 57
60 Lehman 63
71 CCNY 26
51 Baruch 79
55 York (N.Y.) 40
72 City Tech ■ 60
57 John Jay 65
46 Baruch ■ 81
64 Richard Stockton ■ 62
49 Staten Island † 50

Nickname: Hawks
Colors: Purple, White & Gold
Arena: Hunter College Sportsplex
Capacity: 1,500; Year Built: 1985
AD: Terry Ann Wansart
SID: Camille Currie

HUNTINGDON
Montgomery, AL 36106 III

Coach: Scott Phillips, Huntingdon

2006-07 RESULTS (8-18)

34 Austin † 62
49 Dallas 63
41 Aub.-Montgomery 83
57 Atlanta Christian ■ 49
54 Spelman ■ 43
48 Agnes Scott 78
51 Rhodes ■ 61
53 Heidelberg 72
49 Juniata † 66
63 Rhodes 76
52 Agnes Scott ■ 66
68 St. Joseph's (Brkln) ■ 47
65 Piedmont ■ 57
60 Maryville (Tenn.) 93
60 Judson (Ala.) 62
63 Sewanee 80
69 Rust ■ 47
57 LaGrange ■ 72
63 Maryville (Tenn.) ■ 88
100 Wesleyan (Ga.) 41
77 Judson (Ala.) ■ 46
62 Piedmont 76
96 Wesleyan (Ga.) ■ 29
68 LaGrange 83
54 Spelman 73
57 LaGrange 64

Nickname: Hawks
Colors: Scarlet Red, White & Pearl Gray
AD: Hugh Phillips
SID: Tim Lutz

HUSSON
Bangor, ME 04401 III

Coach: Mary "Kissy" Walker, Maine 1986

2006-07 RESULTS (14-13)

54 Southern Me. 76
93 Bridgewater St. † 91
60 Bates ■ 74
72 Mount Ida 70
80 Lesley 59
53 Maine Maritime 69
89 Elms ■ 43
73 Becker ■ 75
57 Kean † 88
80 Pine Manor † 56
54 Bowdoin ■ 71
71 Castleton 59
81 Johnson St. 56
54 Thomas (Me.) 64
65 Colby ■ 69
46 Maine Maritime ■ 56
54 Me.-Farmington ■ 77
57 Southern Me. 70
59 Mount Ida ■ 56
66 Lasell ■ 64
63 Thomas (Me.) ■ 61
97 Wheelock 54
50 Me.-Farmington 70
96 Wheelock ■ 51
81 Bay Path ■ 40
70 Lasell 60
45 Me.-Farmington 60

Nickname: Eagles
Colors: Green, White & Gold
AD: Jonathan Price
SID: Warren Caruso

IDAHO
Moscow, ID 83844-2302 I

Coach: Mike Divilbiss, Winona St. 1981

2006-07 RESULTS (6-22)

56 Portland 83
57 Sacramento St. ■ 48
68 Colorado St. 88
57 Weber St. † 98
73 Eastern Wash. ■ 60
62 Alcorn St. † 81
76 Mississippi Val. † 72
66 Montana ■ 85
48 Portland St. 77
45 Wyoming † 68
61 Canisius † 66
75 Fresno St. ■ 84
68 Nevada ■ 78
70 Utah St. 78
65 New Mexico St. 70
61 Hawaii 71
66 Louisiana Tech ■ 87
83 New Mexico St. ■ 74
55 Boise St. 85
72 San Jose St. 64
53 Fresno St. 75
40 Boise St. ■ 70
53 Utah St. ■ 57
71 Louisiana Tech 78
63 Nevada 75
43 Hawaii ■ 64
69 San Jose St. ■ 66
66 San Jose St. † 72

Nickname: Vandals
Colors: Silver & Gold
Arena: Cowan Spectrum
Capacity: 7,000; Year Built: 2001
AD: Robert Spear
SID: Michael Morris

IDAHO ST.
Pocatello, ID 83209-8173 I

Coach: Jon Newlee, San Diego St. 1982

2006-07 RESULTS (17-14)

50 BYU 73
83 Utah St. 85
58 Nevada 75
53 Ark.-Little Rock 82
58 Wyoming ■ 79
82 Utah Valley St. ■ 89
87 Kent St. † 75
69 Rice 88
102 Montana Tech ■ 59
102 Montana Western ■ 64
78 Boise St. 86
85 Utah Valley St. 74
90 Eastern Wash. 60
92 Northern Colo. 66
87 Montana ■ 90
80 Montana St. ■ 91
78 Weber St. 65
71 Portland St. 76
62 Northern Ariz. 70
83 Sacramento St. 59
90 Northern Colo. ■ 65
95 Northern Ariz. ■ 79
96 Montana St. 74
72 Montana 90
83 Eastern Wash. ■ 80
91 Portland St. ■ 90
81 Weber St. ■ 56
93 Sacramento St. ■ 73
72 Weber St. † 63
84 Northern Ariz. † 78
58 Stanford 96

Nickname: Bengals
Colors: Orange & Black
Arena: Reed Gymnasium
Capacity: 3,040; Year Built: 1951
AD: Paul A. Bubb
SID: Jason Erickson

ILLINOIS
Champaign, IL 61820 I

Coach: Theresa Grentz, Immaculata 1974

2006-07 RESULTS (19-12)

65 Butler ■ 47
53 Ill.-Chicago 48
87 Loyola (Ill.) ■ 59
63 Northern Ill. 69
76 Northern Colo. ■ 39
69 St. Joseph's ■ 56
84 St. Louis 75
50 Mississippi 75
80 Florida ■ 57
73 Rhode Island † 48
74 IPFW ■ 47
57 Bradley 41
74 Penn St. ■ 65
61 Minnesota 70
70 Michigan 51
64 Indiana ■ 71
70 Wisconsin 62
64 Minnesota ■ 54
52 Ohio St. 62
77 Northwestern ■ 49
65 Michigan ■ 44
70 Michigan St. 80
57 Purdue 69
60 Ohio St. ■ 69
74 Iowa 69
68 Indiana 81
56 Michigan St. ■ 46
48 Purdue ■ 58
49 Penn St. † 61
59 Utah ■ 48
51 Kansas St. 66

Nickname: Fighting Illini
Colors: Orange & Blue
Arena: Assembly Hall
Capacity: 16,618; Year Built: 1963
AD: Ronald E. Guenther
SID: Derek Neal

ILLINOIS COL.
Jacksonville, IL 62650-2299 III

Coach: Brenna Kelly, Culver-Stockton 1985

2006-07 RESULTS (7-16)

60 Culver-Stockton 68
63 Hannibal-La Grange 72

63 Beloit 68
80 Knox ■ 50
58 Fontbonne 72
47 Millikin 61
87 MacMurray 71
80 Hanover 73
38 Hope † 78
59 Ripon 67
70 Monmouth (Ill.) 71
50 Lake Forest ■ 79
52 St. Norbert ■ 68
51 Carroll (Wis.) ■ 62
49 Lawrence 62
41 St. Norbert 77
69 Grinnell ■ 60
78 Knox 51
62 Ripon ■ 40
71 Beloit ■ 69
51 Lake Forest 81
59 Monmouth (Ill.) ■ 74
78 Grinnell 84

Nickname: Lady Blues
Colors: Blue & White
Arena: Sherman Gymnasium
Capacity: 1,600; Year Built: 2003
AD: Gale F. Vaughn
SID: Jim Murphy

ILLINOIS ST.

Normal, IL 61790-2660 I

Coach: Robin Pingeton, St. Ambrose 1990

2006-07 RESULTS (22-11)

69 Northern Ill. 97
77 Loyola (Ill.) 66
73 Stony Brook † 63
64 DePaul 90
81 Chicago St. ■ 53
101 Eastern Ill. ■ 72
82 Ball St. ■ 72
89 Miami (Ohio) ■ 73
68 Eastern Mich. ■ 55
67 Iowa St. 74
64 Green Bay 92
70 Creighton ■ 59
64 Drake ■ 50
84 Southern Ill. 72
89 Evansville 81
87 Wichita St. ■ 73
76 Missouri St. ■ 47
89 Indiana St. 81
60 UNI 58
55 Bradley ■ 47
65 Evansville ■ 70
66 Southern Ill. ■ 79
65 Missouri St. 48
69 Wichita St. 75
66 Indiana St. ■ 76
75 Bradley 66
73 UNI ■ 74
67 Drake 61
72 Creighton 54
75 Bradley † 60
56 Creighton † 59
71 Rice ■ 61
48 South Dakota St. 61

Nickname: Redbirds
Colors: Red & White
Arena: Redbird Arena
Capacity: 10,200; Year Built: 1989
AD: Sheahon Zenger
SID: Brett McWethy

ILL. WESLEYAN

Bloomington, IL 61702-2900 III

Coach: Mia Smith, SIU Edwardsville 1986

2006-07 RESULTS (22-6)

92 Central (Iowa) ■ 69
77 DePauw ■ 68
101 Webster 39
86 Eureka ■ 50
75 MacMurray 60
82 Fontbonne ■ 57
96 Robert Morris-Springfield † 69
79 Blackburn † 52
68 Manchester ■ 60
101 Emory 64
75 Oglethorpe 81
63 Carthage ■ 51
63 Millikin 44
84 Elmhurst 59
57 Wheaton (Ill.) ■ 54
66 North Park 55
75 Augustana (Ill.) ■ 57
72 Carthage 70
86 North Central (Ill.) ■ 56
67 Elmhurst ■ 50
49 Millikin ■ 67
56 Wheaton (Ill.) 67
84 Augustana (Ill.) 68
64 North Park ■ 63
46 North Central (Ill.) 57
83 Millikin † 67
49 Wheaton (Ill.) 54
59 Carroll (Wis.) † 86

Nickname: Titans
Colors: Green & White
Arena: Shirk Center
Capacity: 2,680; Year Built: 1994
AD: Dennis Bridges
SID: Stew Salowitz

ILL.-CHICAGO

Chicago, IL 60608 I

Coach: Lisa Ryckbosch, Loyola (Ill.) 1984

2006-07 RESULTS (19-13)

87 Western Mich. ■ 83
48 Illinois ■ 53
84 Central Mich. ■ 68
81 Eastern Ill. 80
53 Evansville ■ 69
57 Northwestern 72
50 UNI 66
53 Wisconsin 75
58 Air Force ■ 57
83 Bradley ■ 69
65 DePaul ■ 74
80 Northern Ill. ■ 62
47 Green Bay 59
79 Milwaukee 86
72 Cleveland St. ■ 46
62 Youngstown St. ■ 67
70 Butler 64
68 Wright St. 46
74 Loyola (Ill.) 57
77 Detroit ■ 73
71 Youngstown St. 63
68 Cleveland St. 54
63 Wright St. ■ 55
76 Butler ■ 70
75 Chicago St. 60
72 Loyola (Ill.) ■ 63
77 Detroit 74
83 Milwaukee ■ 89
45 Green Bay ■ 58
69 Cleveland St. ■ 50
83 Butler † 88
54 Minnesota 97

Nickname: Flames
Colors: Navy Blue & Fire Engine Red
Arena: UIC Pavilion
Capacity: 8,000; Year Built: 1982
AD: James W. Schmidt
SID: Beth Usewicz

IMMACULATA

Immaculata, PA 19345-0654 III

Coach: Patricia Canterino, Immaculata 1992

2006-07 RESULTS (15-11)

66 Frostburg St. 74
78 Grove City † 66
79 Elizabethtown 65
54 Rowan ■ 71
64 Rosemont ■ 61
79 Alvernia 92
96 Cedar Crest 56
47 Gwynedd-Mercy ■ 60
40 Albright 66
80 Virgin Islands 55
55 Emory & Henry † 68
80 Penn St.-Berks 69
65 Misericordia ■ 76
71 Eastern 55
68 Marywood ■ 47
79 Wesley 65
49 Cabrini 64
75 Neumann ■ 52
59 Arcadia 54
68 Wesley ■ 52
73 Wilson 41
65 Rosemont 54
34 Cabrini ■ 40
58 Eastern ■ 42
65 Neumann 71
59 Alvernia 81

Nickname: Mighty Macs
Colors: Blue & White
Arena: Alumnae Hall
Capacity: 500; Year Built: 1972
AD: Patricia Canterino
SID: Tom Machamer

INCARNATE WORD

San Antonio, TX 78209 II

Coach: Angela Lawson, Louisiana Tech 1988

2006-07 RESULTS (15-14)

55 Angelo St. ■ 77
62 Abilene Christian † 80
75 Texas Woman's † 60
57 Angelo St. 78
55 Tex. A&M-Commerce † 58
72 Tex. A&M-Kingsville 79
51 Arkansas Tech ■ 49
55 Abilene Christian 67
62 Tarleton St. ■ 56
53 Northeastern St. ■ 65
80 Cameron 73
48 Midwestern St. 55
101 Tex. Permian Basin ■ 45
59 Okla. Panhandle ■ 51
69 St. Mary's (Tex.) 63
41 St. Edward's 54
64 Texas A&M Int'l 56
61 Lincoln (Mo.) 44
81 Mont. St.-Billings 89
65 Mont. St.-Billings 66
58 St. Mary's (Tex.) ■ 59
47 Lincoln (Mo.) ■ 43
65 Mont. St.-Billings ■ 37
45 St. Edward's ■ 47
62 Texas A&M Int'l ■ 46
74 Tex. Permian Basin 54
65 Okla. Panhandle 62
56 St. Edward's † 53
52 Mont. St.-Billings † 62

Nickname: Cardinals
Colors: Red, Black & White
Arena: McDermott Center
Capacity: 2,000; Year Built: 1990
AD: Mark Papich
SID: Wayne Witt

INDIANA

Bloomington, IN 47408-1590 I

Coach: Felisha Legette-Jack, Syracuse 1989

2006-07 RESULTS (19-14)

75 Wake Forest † 53
54 Kentucky 51
85 Valparaiso ■ 51
98 Dayton ■ 71
73 Wright St. † 52
70 Miami (Fla.) 79
83 Evansville ■ 80
54 Notre Dame 51
47 Bowling Green 82
69 IPFW 68
73 Southern Ill. ■ 66
67 Ball St. ■ 56
63 Kansas ■ 48
49 Michigan St. 74
71 Michigan ■ 58
56 Michigan St. ■ 64
71 Illinois 64
67 Iowa ■ 71
51 Purdue 73
58 Purdue ■ 81
62 Ohio St. 72
63 Michigan 65
83 Wisconsin ■ 56
69 Minnesota ■ 65
53 Wisconsin 60
69 Minnesota 79
81 Illinois ■ 68
83 Northwestern ■ 59
68 Penn St. 78
67 Iowa † 53
60 Ohio St. † 72
74 Iona ■ 71
53 South Dakota St. 60

Nickname: Hoosiers
Colors: Cream & Crimson
Arena: Assembly Hall
Capacity: 17,456; Year Built: 1972
AD: Richard I. Greenspan
SID: Shana Daniels

INDIANA (PA.)

Indiana, PA 15705-1077 II

Coach: Cindy Martin, Florida 1999

2006-07 RESULTS (24-9)

81 Shepherd † 77
87 West Va. Wesleyan † 69
47 Glenville St. ■ 56
72 West Liberty St. ■ 75
72 Wheeling Jesuit 81
59 Bloomsburg 56
69 Mansfield 64
78 Walsh 70
65 Fairmont St. ■ 54
78 Cheyney ■ 54
63 Pitt.-Johnstown ■ 69
82 Kutztown ■ 65
66 East Stroudsburg ■ 63
63 West Chester 67
76 Millersville 66
70 Clarion 67
78 Edinboro ■ 56
59 Slippery Rock 62
69 California (Pa.) ■ 50
83 Shippensburg 72
78 Lock Haven ■ 57
68 Clarion ■ 60
78 Edinboro 66
94 Slippery Rock ■ 65
54 California (Pa.) 63
83 Shippensburg ■ 82
72 Lock Haven 85
81 Edinboro ■ 58
71 Millersville 53
63 California (Pa.) † 53
75 Barton † 61
75 Pitt.-Johnstown † 59
59 Glenville St. 65

Nickname: Indians
Colors: Crimson & Gray
Arena: Memorial Field House
Capacity: 2,365; Year Built: 1966
AD: Frank J. Condino
SID: Michael Hoffman

IPFW

Fort Wayne, IN 46805-1499 I

Coach: Chris Paul, St. Francis (Ind.) 1994

2006-07 RESULTS (12-17)

66	Toledo ■	55
77	Kennesaw St. †	74
69	UNC Asheville	73
60	Coastal Caro. †	49
62	Ball St.	73
56	Central Mich. ■	70
59	IUPUI	50
68	Indiana ■	69
47	Illinois	74
57	UNI	76
81	Marygrove ■	55
65	Winthrop	54
79	Ind.-South Bend ■	46
65	Saginaw Valley ■	67
74	Belmont	79
82	Butler ■	75
67	Valparaiso ■	75
81	NJIT	70
55	Northern Ill. ■	77
58	Tex.-Pan American ■	41
82	Utah Valley St. ■	70
72	North Dakota St.	89
51	South Dakota St.	103
59	Tenn.-Martin ■	71
58	NJIT ■	43
71	Utah Valley St.	74
47	Tex.-Pan American	68
58	South Dakota St. ■	70
80	North Dakota St. ■	85

Nickname: Mastodons
Colors: Blue & White
Arena: Gates Sports Center
Capacity: 2,700; Year Built: 1981
AD: Mark A. Pope
SID: Rudy Yovich

IUPUI

Indianapolis, IN 46202 I

Coach: Shann Hart, Norfolk St. 1988

2006-07 RESULTS (14-16)

73	Northern Ill.	67
54	Gardner-Webb ■	39
57	Florida	71
68	Morehead St.	61
53	Butler	58
70	Evansville ■	65
50	IPFW ■	59
63	Western Mich.	78
65	Lamar ■	57
65	Notre Dame	75
37	Cleveland St.	51
79	Miami (Ohio) ■	87
56	Western Ky.	95
50	Oakland	46
72	Valparaiso	78
48	Western Ill.	61
56	Southern Utah ■	44
42	UMKC ■	50
56	Oral Roberts	71
67	Centenary (La.)	55
45	Oakland ■	58
68	Chicago St. ■	55
34	Western Ill. ■	31
54	Valparaiso ■	65
63	UMKC	66
51	Southern Utah	37
73	Centenary (La.) ■	55
60	Oral Roberts ■	56
56	Western Ill. †	51
60	Oakland †	75

Nickname: Jaguars
Colors: Red & Gold
Arena: IUPUI Gymnasium
Capacity: 2,000; Year Built: 1982
AD: Michael R. Moore
SID: Bill Potter

INDIANA ST.

Terre Haute, IN 47809 I

Coach: Jim Wiedie, Kent St. 1988

2006-07 RESULTS (19-11)

83	Iowa	88
116	Ark.-Pine Bluff	73
102	Eastern Ill. ■	86
66	Michigan St.	85
101	Loyola (Ill.) ■	71
83	Valparaiso †	71
69	Youngstown St. ■	56
66	Green Bay	84
53	Toledo	51
79	Longwood †	68
75	Vanderbilt	89
84	Drake ■	67
89	Creighton ■	62
91	Evansville	98
69	Southern Ill.	86
76	Missouri St. ■	83
96	Wichita St. ■	63
81	Illinois St. ■	89
63	Bradley	50
66	UNI	69
74	Southern Ill. ■	69
61	Evansville ■	63
63	Missouri St.	53
73	Wichita St.	56
76	Illinois St.	66
78	UNI ■	54
86	Bradley ■	50
69	Creighton	64
76	Drake	68
65	Creighton †	69

Nickname: Sycamores
Colors: Royal Blue & White
Arena: Hulman Center
Capacity: 10,200; Year Built: 1973
AD: Ron Prettyman
SID: Ace Hunt

INDIANAPOLIS

Indianapolis, IN 46227-3697 II

Coach: Teri Moren, Purdue 1992

2006-07 RESULTS (16-11)

68	Findlay ■	58
59	Ashland	67
81	Gannon †	74
59	Mo.-Rolla	47
60	Ky. Wesleyan ■	66
61	Southern Ind. ■	66
76	Ohio Valley ■	42
59	Brescia ■	54
66	Harris-Stowe ■	58
67	Oakland City	35
65	St. Joseph's (Ind.)	43
69	Mo.-St. Louis	61
55	Rockhurst	74
53	Drury	66
64	Quincy ■	36
69	SIU Edwardsville ■	55
54	Northern Ky.	62
68	Bellarmine	77
39	Lewis ■	45
69	Wis.-Parkside ■	59
61	Central St. (Ohio)	49
63	Ky. Wesleyan	68
66	Wis.-Parkside	62
54	Lewis	64
68	St. Joseph's (Ind.) ■	60
66	Bellarmine ■	52
53	Northern Ky. ■	58

Nickname: Greyhounds
Colors: Crimson & Grey
Arena: Nicoson Hall
Capacity: 4,000; Year Built: 1960
AD: Sue Willey
SID: Mitch Wigness

IONA

New Rochelle, NY 10801 I

Coach: Tony Bozzella, Seton Hall 1988

2006-07 RESULTS (21-13)

66	St. John's (N.Y.)	56
34	North Carolina St.	59
72	Fordham ■	45
50	Seton Hall	75
61	New Hampshire	72
55	Stony Brook ■	76
70	St. Francis (N.Y.)	54
35	Elon	51
66	Canisius	63
65	Niagara	55
74	Wagner ■	67
47	UCF	59
45	Bucknell	44
72	Manhattan	62
81	Siena ■	77
65	St. Peter's ■	47
59	Manhattan ■	55
66	Fairfield ■	52
49	Marist	70
68	Loyola (Md.)	73
72	Canisius ■	56
64	Rider ■	59
47	St. Peter's	52
58	Siena	72
69	Niagara ■	67
59	Fairfield	47
64	Loyola (Md.) ■	49
51	Marist ■	59
77	Rider	50
63	St. Peter's †	54
62	Loyola (Md.) †	58
57	Marist †	64
91	Long Island ■	79
71	Indiana	74

Nickname: Gaels
Colors: Maroon & Gold
Arena: Hynes Athletics Center
Capacity: 2,611; Year Built: 1974
AD: Patrick Lyons
SID: Daniel Kuberka

IOWA

Iowa City, IA 52242 I

Coach: Lisa Bluder, UNI 1983

2006-07 RESULTS (14-16)

79	Missouri St. †	70
63	Kansas †	49
88	Indiana St. ■	83
93	Quinnipiac ■	77
72	Florida Int'l ■	62
59	Louisiana Tech ■	77
75	Creighton	69
74	Iowa St. ■	80
66	Samford ■	60
43	Green Bay	67
53	Rutgers	70
62	UNI ■	83
77	Drake	70
58	Minnesota	56
67	Ohio St. ■	73
58	Purdue ■	68
63	Northwestern	61
71	Indiana	67
63	Michigan St. ■	83
57	Michigan St.	67
78	Minnesota ■	80
71	Penn St.	78
49	Ohio St.	85
66	Michigan ■	49
73	Wisconsin	84
69	Illinois ■	74
79	Penn St. ■	72
52	Purdue	76
103	Wisconsin ■	93
53	Indiana †	67

Nickname: Hawkeyes
Colors: Black & Gold
Arena: Carver-Hawkeye Arena
Capacity: 15,500; Year Built: 1983
AD: Gary Barta
SID: Matthew Weitzel

IOWA ST.

Ames, IA 50011 I

Coach: Bill Fennelly, William Penn 1979

2006-07 RESULTS (26-9)

85	Cal St. Fullerton ■	62
80	UNI	74
75	Virginia Tech †	69
46	Pepperdine	52
80	Iowa	74
85	Milwaukee ■	48
70	Drake ■	62
67	Minnesota ■	57
76	St. Louis †	48
74	Illinois St. ■	67
90	Colgate ■	53
70	Utah St. ■	40
71	Loyola Marymount ■	55
61	Kansas ■	50
56	Missouri	66
67	Colorado	81
44	Oklahoma St. ■	45
67	Texas ■	56
75	Kansas	48
49	Oklahoma	69
73	Kansas St. ■	68
49	Nebraska	62
76	Missouri ■	68
64	Baylor	81
61	Texas A&M ■	54
74	Colorado ■	55
64	Nebraska ■	53
64	Kansas St.	61
72	Texas Tech	68
57	Kansas St. †	45
79	Nebraska †	76
57	Texas A&M †	51
60	Oklahoma †	67
79	Washington †	60
56	Georgia †	76

Nickname: Cyclones
Colors: Cardinal & Gold
Arena: James H. Hilton Coliseum
Capacity: 14,092; Year Built: 1971
AD: Jamie Pollard
SID: Erin Smith

ITHACA

Ithaca, NY 14850 III

Coach: Dan Raymond, Cortland St. 1997

2006-07 RESULTS (16-12)

67	Mt. St. Vincent †	50
62	Skidmore	72
58	Rochester ■	69
57	Oswego St.	74
61	William Smith ■	76
56	Cortland St.	61
47	St. Lawrence	51
83	Potsdam St.	68
38	Cornell	66
97	Elmira ■	79
61	Hartwick ■	70
78	Utica ■	60
78	Buffalo St. ■	65
80	Nazareth ■	66
53	Rochester Inst. ■	52
93	Alfred	49
76	St. John Fisher	69
72	Oneonta St.	60
56	Utica	75
81	Hartwick	68
81	St. John Fisher ■	69
86	Alfred ■	65
63	Elmira	64
61	Rochester Inst.	73
75	Nazareth	66
79	Utica †	68
97	Elmira	92

74 Gwynedd-Mercy † 83

Nickname: Bombers
Colors: Blue & Gold
Arena: Ben Light Gymnasium
Capacity: 2,500; Year Built: 1964
AD: Ken Kutler
SID: Mike Warwick

JACKSON ST.

Jackson, MS 39217 I

Coach: Denise Taylor, Texas Southern 1985

2006-07 RESULTS (22-11)

65 Northwestern St. 60
73 Centenary (La.) ■ 48
60 McNeese St. 64
47 Southern Miss. ■ 45
78 UAB ■ 67
50 Miami (Fla.) 77
45 Auburn 84
57 Ark.-Little Rock ■ 53
66 Southeastern La. 55
48 Wichita St. 69
60 Stephen F. Austin ■ 62
52 Alabama St. 46
51 Alabama A&M 56
62 Alcorn St. ■ 56
64 Southern U. ■ 35
57 Texas Southern 38
75 Prairie View 71
61 Grambling 68
50 Mississippi Val. ■ 49
67 Ark.-Pine Bluff ■ 53
53 Alcorn St. 65
54 Southern U. 40
56 Texas Southern ■ 52
77 Prairie View ■ 66
74 Grambling ■ 59
52 Mississippi Val. 45
60 Ark.-Pine Bluff 70
59 Alabama St. ■ 49
87 Alabama A&M ■ 61
68 Mississippi Val. † 52
68 Ark.-Pine Bluff † 53
62 Prairie View † 68
43 Tulane 76

Nickname: Lady Tigers
Colors: Royal Blue & White
Arena: Williams Center
Capacity: 8,000; Year Built: 1981
AD: Robert L. Braddy Sr.
SID: Deidre Jones

JACKSONVILLE

Jacksonville, FL 32211-3394 I

Coach: Jill Dunn, Ga. Southern 1994

2006-07 RESULTS (21-9)

105 Charleston So. 66
66 South Carolina St. ■ 56
61 UCF ■ 50
74 Charleston So. ■ 71
61 Lipscomb 64
58 Belmont 72
57 Georgia Tech 79
69 Ga. Southern 76
57 Bethune-Cookman 51
69 Niagara ■ 73
60 South Fla. 72
57 Florida A&M ■ 53
62 Gardner-Webb ■ 47
63 Campbell ■ 55
56 North Fla. ■ 42
71 Kennesaw St. 67
61 East Tenn. St. 68
60 Stetson ■ 55
58 Mercer ■ 47
64 Gardner-Webb 75
63 Campbell 59
67 North Fla. 52
83 East Tenn. St. ■ 79
74 Kennesaw St. ■ 57
64 Mercer 57
66 Stetson 59
65 Belmont ■ 58
69 Lipscomb ■ 59
74 Stetson † 61
72 East Tenn. St. † 78

Nickname: Dolphins
Colors: Green & White
Arena: Swisher Gymnasium
Capacity: 1,500; Year Built: 1953
AD: C. Alan Verlander
SID: Josh Ellis

JACKSONVILLE ST.

Jacksonville, AL 36265-1602 I

Coach: Becky Geyer, Northern St. 1987

2006-07 RESULTS (7-22)

81 Kennesaw St. 76
74 Birmingham-So. ■ 68
84 Ga. Southern ■ 77
61 Southern Miss. 81
67 Furman 72
67 Georgia St. ■ 78
63 Alcorn St. 74
44 Auburn 74
58 Troy 64
59 Samford ■ 64
74 Tenn.-Martin ■ 59
83 Southeast Mo. St. 90
59 Murray St. 100
67 Austin Peay ■ 74
43 Samford 67
73 Tennessee Tech 85
69 Tennessee St. 68
70 Eastern Ky. ■ 80
74 Morehead St. ■ 77
74 Austin Peay 83
68 Tenn.-Martin 84
76 Tennessee St. ■ 69
103 Eastern Ill. 98
61 Murray St. ■ 82
69 Tennessee Tech ■ 85
73 Eastern Ky. 85
57 Morehead St. 83
76 Eastern Ill. ■ 82
50 Southeast Mo. St. ■ 85

Nickname: Gamecocks
Colors: Red & White
Arena: Pete Mathews Coliseum
Capacity: 6,500; Year Built: 1973
AD: Jim Fuller
SID: Kyle Lewis

JAMES MADISON

Harrisonburg, VA 22807 I

Coach: Kenny Brooks, James Madison 1992

2006-07 RESULTS (27-6)

82 East Caro. ■ 66
62 Richmond 58
56 George Washington 68
74 Liberty ■ 64
73 VCU ■ 63
85 Clemson ■ 72
54 Hampton 45
77 Savannah St. ■ 48
57 Wake Forest 47
76 Auburn † 79
70 Coppin St. † 64
84 Towson 66
84 Georgia St. 61
68 George Mason 38
76 William & Mary ■ 51
84 Drexel ■ 63
75 UNC Wilmington 69
73 Delaware ■ 65
73 Hofstra ■ 59
79 Old Dominion ■ 50
72 William & Mary 59
80 Longwood 42
76 VCU 63
85 Northeastern ■ 63
88 George Mason ■ 60
71 Northeastern 57
67 Delaware 77
57 Old Dominion 62
62 Towson ■ 42
73 UNC Wilmington † 43
67 Delaware 56
70 Old Dominion † 78
61 Pittsburgh 71

Nickname: Dukes
Colors: Purple & Gold
Arena: JMU Convocation Center
Capacity: 7,156; Year Built: 1982
AD: Jeffrey T. Bourne
SID: Milla Sue Wisecarver

JOHN CARROLL

University Heights, OH 44118-4581 III

Coach: Kristie Maravalli, Susquehanna 1993

2006-07 RESULTS (10-16)

80 Ozarks (Ark.) † 64
66 Hamilton † 72
60 Albion 67
63 Wash. & Jeff. 71
74 Otterbein 99
80 Muskingum ■ 71
60 Capital 66
54 Wilmington (Ohio) ■ 63
77 Notre Dame (Ohio) 75
71 Goucher 51
61 Baldwin-Wallace 64
76 Marietta ■ 52
81 Ursuline ■ 83
50 Heidelberg ■ 61
75 Ohio Northern 76
61 Mount Union ■ 63
83 Otterbein ■ 81
56 Muskingum 64
45 Capital ■ 64
63 Mount Union 56
55 Ohio Northern ■ 64
80 Heidelberg 76
60 Marietta 45
61 Baldwin-Wallace ■ 58
44 Wilmington (Ohio) 70
38 Capital 55

Nickname: Blue Streaks
Colors: Blue & Gold
Arena: Tony DeCarlo Varsity Center
Capacity: 2,250; Year Built: 1957
AD: Laurie Massa
SID: Chris Wenzler

JOHN JAY

New York, NY 10019 III

Coach: Ron Goss, John Jay

2006-07 RESULTS (18-10)

54 Mary Washington † 76
62 Trinity (D.C.) † 67
64 Ramapo ■ 59
65 New Jersey City ■ 56
49 Wm. Paterson ■ 62
66 St. Joseph (Vt.) † 49
68 Me.-Presque Isle † 52
76 Baruch 84
67 Hunter 60
58 Rutgers-Newark ■ 53
72 Old Westbury 65
66 CCNY ■ 21
60 Lehman 57
68 Kean ■ 81
72 Brooklyn ■ 45
52 Medgar Evers 46
55 Connecticut Col. 58
65 City Tech ■ 55
71 York (N.Y.) ■ 49
57 St. Joseph's (L.I.) ■ 44
50 Baruch ■ 69
49 CCNY 45
55 Lehman ■ 76
65 Hunter ■ 57
76 Staten Island ■ 65
77 Brooklyn † 63
61 Lehman † 71
53 Montclair St. 71

Nickname: Bloodhounds
Colors: Blue & Gold
Arena: Doghouse
Capacity: 1,000; Year Built: 1989
AD: Susan Larkin
SID: Michael L. Damon

JOHNS HOPKINS

Baltimore, MD 21218-2684 III

Coach: Nancy Funk, Messiah 1976

2006-07 RESULTS (14-9)

81 Staten Island ■ 50
85 Moravian ■ 75
53 Case Reserve 67
52 Swarthmore ■ 43
58 Muhlenberg 75
66 McDaniel 60
77 Washington (Md.) ■ 59
66 Chicago 76
42 Col. of Charleston 74
62 Bryn Mawr 40
69 Haverford ■ 49
52 Ursinus 56
45 Muhlenberg ■ 50
63 Frank. & Marsh. ■ 54
70 Bryn Mawr ■ 31
72 Washington (Md.) 59
52 Dickinson 61
70 Swarthmore 53
68 Haverford 38
50 McDaniel ■ 56
60 Ursinus ■ 49
46 Gettysburg ■ 55
59 Frank. & Marsh. 50

Nickname: Blue Jays
Colors: Columbia Blue & Black
Arena: Newton H. White Center
Capacity: 1,200; Year Built: 1965
AD: Thomas P. Calder
SID: Ernie Larossa

JOHNSON & WALES (R.I.)

Providence, RI 02903 III

Coach: Bethany Ellis, Yale 2001

2006-07 RESULTS (9-16)

46 Calvin † 58
54 Eureka † 42
48 Clark (Mass.) ■ 57
70 Framingham St. 64
59 Rhode Island Col. ■ 65
67 Coast Guard ■ 58
60 Roger Williams 71
53 Fitchburg St. 83
59 Mass.-Dartmouth ■ 50
58 Plymouth St. 62
49 WPI ■ 64
39 Westfield St. ■ 63
56 Connecticut Col. 60
59 Rivier ■ 47
58 St. Joseph (Conn.) ■ 38
59 Albertus Magnus ■ 57
49 Western New Eng. 62
58 Pine Manor 49
40 Daniel Webster 44
56 Emmanuel (Mass.) ■ 70
46 Emerson 52
53 Suffolk 60
43 Norwich ■ 55
51 Simmons ■ 44
43 Suffolk 56

Nickname: Wildcats
Colors: Red & Gold
Arena: Harborside Student Ctr.
Capacity: 1,500; Year Built: 1998

AD: John Parente
SID: Dan Booth

JOHNSON C. SMITH

Charlotte, NC 28216 II

Coach: Vanessa Taylor, Tuskegee 1991

2006-07 RESULTS (16-14)

73	Queens (N.C.) ■	48
62	Belmont Abbey ■	45
79	Elizabeth City St. ■	84
64	Mars Hill ■	66
73	Winston-Salem	63
56	Virginia St. ■	36
67	Wingate	56
50	Claflin ■	42
50	Elizabeth City St.	55
68	Claflin	75
59	Shaw ■	56
39	Virginia Union ■	45
74	Fayetteville St. ■	58
55	Bowie St. ■	60
56	St. Paul's	67
66	St. Augustine's ■	55
55	Virginia Union	50
50	Bowie St.	58
55	N.C. Central	68
63	Livingstone	62
52	Virginia St.	40
59	St. Paul's ■	65
54	St. Augustine's	44
56	Livingstone ■	58
61	Shaw	53
49	Fayetteville St.	71
69	N.C. Central ■	79
58	St. Augustine's †	45
58	Shaw †	47
52	Elizabeth City St. †	55

Nickname: Golden Bulls
Colors: Gold & Blue
Arena: Brayboy Gymnasium
Capacity: 2,316; Year Built: 1961
AD: Stephen W. Joyner
SID: Kristene Kelly

JOHNSON ST.

Johnson, VT 05656-9464 III

Coach: Cassie Birkenfield, Wayland Baptist 2004

2006-07 RESULTS (13-13)

95	Paul Smith ■	30
49	Green Mountain ■	52
34	Norwich	75
62	Bay Path	52
64	Wheelock	49
59	St. Joseph (Vt.) ■	52
73	Lesley	58
80	Lasell	70
60	Mass. Liberal Arts	70
58	New England Col. ■	70
45	Maine Maritime ■	57
56	Husson ■	81
51	Castleton	76
71	Thomas (Me.)	77
38	Me.-Farmington	73
59	Lasell ■	72
74	Mount Ida ■	70
67	Becker	80
82	Elms	69
55	Castleton ■	38
73	Lesley ■	57
68	Bay Path ■	55
80	Lyndon St. ■	53
62	Elms ■	44
67	Becker ■	69
56	Me.-Farmington	81

Nickname: Badgers
Colors: Green, Blue & White
Arena: Carter Gymnasium
Capacity: 850; Year Built: 1965
AD: Barbara Lougee
SID: Michael Osborne

JUNIATA

Huntingdon, PA 16652 III

Coach: Danielle Young, Juniata 2000

2006-07 RESULTS (15-10)

57	McDaniel †	53
59	New Paltz St. †	48
89	Penn St.-Altoona ■	49
77	Pitt.-Greensburg ■	62
41	Messiah	75
66	Widener ■	44
55	Grove City	53
59	La Roche	38
54	Alma †	60
66	Huntingdon †	49
63	Rutgers-Camden ■	55
55	Villa Julie	45
50	Albright †	59
50	Susquehanna	57
57	Moravian	72
76	Elizabethtown ■	64
45	Albright ■	56
53	Lebanon Valley	55
81	Moravian ■	69
32	Messiah ■	63
65	Widener	61
57	Elizabethtown	62
72	Lebanon Valley ■	47
57	Susquehanna ■	62
59	Albright	42

Nickname: Eagles
Colors: Yale Blue & Old Gold
Arena: Sports & Rec Center
Capacity: 1,500; Year Built: 1982
AD: Lawrence R. Bock
SID: Pete Lefresne

KALAMAZOO

Kalamazoo, MI 49006 III

Coach: Tes Sobemehin Johnson, Virginia 2000

2006-07 RESULTS (3-22)

58	Chicago	76
52	Buena Vista †	83
65	Earlham ■	56
51	Franklin	73
47	Oberlin	54
58	Calvin	86
80	Adrian ■	77
54	Olivet ■	89
63	Whittier †	69
45	Occidental	82
63	Wooster ■	75
34	Hope ■	81
66	Alma	58
42	Albion	80
40	St. Mary's (Ind.)	72
71	Tri-State ■	82
67	Calvin ■	85
55	Adrian	63
53	Hope	101
47	Alma ■	56
37	Albion ■	83
60	St. Mary's (Ind.) ■	62
46	Tri-State	67
51	Olivet	84
66	Adrian	78

Nickname: Hornets
Colors: Orange & Black
Arena: Anderson Athletic Center
Capacity: 2,000; Year Built: 1980
AD: Kristen Smith
SID: Steve Wideen

KANSAS

Lawrence, KS 66045-8881 I

Coach: Bonnie Henrickson, St. Cloud St. 1986

2006-07 RESULTS (11-20)

64	Seton Hall †	50
49	Iowa †	63
66	UMKC ■	53
60	Creighton	47
75	Western Ill. ■	63
41	Wisconsin	68
48	South Dakota St. ■	53
65	California ■	73
78	Santa Clara ■	68
48	Indiana	63
74	Northern Ill. ■	82
63	Xavier ■	72
50	Iowa St.	61
64	Baylor ■	71
54	Oklahoma St.	68
54	Nebraska ■	63
69	Sacramento St. ■	50
48	Iowa St. ■	75
55	Kansas St.	59
58	Nebraska	78
65	Texas Tech ■	66
53	Texas A&M	64
70	Colorado ■	68
50	Texas	49
57	Missouri ■	67
82	Kansas St. ■	74
70	Oklahoma ■	76
50	Colorado	59
70	Missouri	66
71	Oklahoma St. †	62
54	Baylor †	71

Nickname: Jayhawks
Colors: Crimson & Blue
Arena: Allen Fieldhouse
Capacity: 16,300; Year Built: 1955
AD: Lew Perkins
SID: Brandon Holtz

KANSAS ST.

Manhattan, KS 66502-3355 I

Coach: Deb Patterson, Rockford 1979

2006-07 RESULTS (19-15)

72	Green Bay ■	67
94	Creighton ■	79
68	Wyoming ■	62
53	Wisconsin †	56
75	Elon †	34
77	Mississippi Val. ■	18
81	Alcorn St. ■	41
64	Louisiana Tech	61
64	UMKC	56
76	Santa Clara ■	52
59	Weber St. ■	54
83	Rice †	54
59	Florida Int'l	52
58	Oklahoma	78
48	Texas A&M ■	45
81	Missouri ■	66
63	Nebraska	70
70	Baylor	79
59	Kansas ■	55
68	Iowa St.	73
55	Colorado	66
34	Texas ■	61
55	Nebraska ■	62
66	Texas Tech	59
58	Colorado ■	60
74	Kansas	82
61	Missouri	69
61	Iowa St. ■	64
55	Oklahoma St. ■	64
45	Iowa St. †	57
72	Southern Ill. ■	46
66	Illinois ■	51
67	Auburn ■	54
79	Wyoming	89

Nickname: Wildcats
Colors: Purple & White
Arena: Bramlage Coliseum
Capacity: 13,340; Year Built: 1986
AD: Tim Weiser
SID: Naveen Boppana

KEAN

Union, NJ 07083 III

Coach: Michele Sharp, West Chester 1984

2006-07 RESULTS (27-4)

74	Lehman ■	51
72	Gwynedd-Mercy ■	42
101	Penn St.-Hazleton	53
95	Arcadia	60
66	Ramapo ■	57
77	TCNJ	71
84	New Jersey City	51
85	Hunter ■	37
57	Scranton ■	59
80	Bates †	67
60	TCNJ †	56
84	Gordon †	48
88	Husson †	57
81	John Jay	68
85	Richard Stockton ■	66
84	Rowan	46
78	Montclair St. ■	55
82	Rutgers-Camden ■	48
57	Wm. Paterson	69
68	TCNJ ■	59
64	Rutgers-Newark	71
86	Baruch ■	81
68	Richard Stockton	62
79	Rowan ■	66
82	Rutgers-Camden	72
79	TCNJ ■	68
62	Wm. Paterson	59
62	Keuka †	51
89	Messiah	84
68	Randolph-Macon †	60
64	New York U.	76

Nickname: Cougars
Colors: Blue & White
Arena: Harwood Arena
Capacity: 2,500; Year Built: 2005
AD: Glenn Hedden
SID: Karyn Pinter

KEENE ST.

Keene, NH 03435-0000 III

Coach: Keith Boucher, Plymouth St. 1978

2006-07 RESULTS (22-7)

72	Lasell ■	57
81	Western New Eng. ■	65
70	Amherst ■	60
76	Rhode Island Col.	56
62	Williams ■	67
59	Nichols	55
75	Mass.-Dartmouth ■	61
93	St. Joseph (Vt.) ■	50
74	Maine Maritime ■	77
43	Rensselaer ■	56
77	Mass.-Boston	56
60	Western Conn. St. ■	57
78	Westfield St. ■	55
59	Southern Me.	77
53	Eastern Conn. St. ■	61
59	Rhode Island Col. ■	50
80	Plymouth St.	59
62	Middlebury	58
85	Mass.-Dartmouth	62
81	Mass.-Boston ■	58
57	Eastern Conn. St.	54
72	Western Conn. St.	57
81	Plymouth St. ■	51
62	Southern Me. ■	50
72	Plymouth St. ■	56
56	Western Conn. St. †	40
57	Southern Me.	68

61 Maine Maritime † 51
52 Bowdoin 77

Nickname: Owls
Colors: Red & White
Arena: Spaulding Gymnasium
Capacity: 2,100; Year Built: 1968
AD: John C. Ratliff
SID: Stuart Kaufman

KENNESAW ST.

Kennesaw, GA 30144-5591 II

Coach: Colby Tilley, Appalachian St. 1972

2006-07 RESULTS (13-16)

76 Jacksonville St. ■ 81
74 IPFW † 77
59 Morgan St. † 55
71 Winthrop 45
49 Stetson 57
74 Mercer 70
43 Georgia Tech 81
62 Clemson 71
56 Charleston So. ■ 66
56 Austin Peay 49
76 UNC Asheville † 83
74 Savannah St. † 66
49 Belmont ■ 62
82 Lipscomb ■ 71
44 Gardner-Webb 52
82 Campbell 68
67 Jacksonville ■ 71
73 North Fla. ■ 68
88 East Tenn. St. ■ 95
57 Lipscomb 68
75 Belmont 86
64 Campbell ■ 58
67 Gardner-Webb ■ 49
58 North Fla. 56
57 Jacksonville 74
60 East Tenn. St. 78
80 Longwood ■ 63
50 Mercer ■ 55
72 Stetson ■ 61

Nickname: Lady Owls
Colors: Black & Gold
Arena: KSU Convocation Center
Capacity: 4,500; Year Built: 2005
AD: Dave Waples
SID: Mark Toma

KENT ST.

Kent, OH 44242-0001 I

Coach: Bob Lindsay, Massachusetts 1976

2006-07 RESULTS (15-13)

73 Robert Morris † 74
85 Southern U. † 51
65 Northern Ariz. 75
67 Minnesota † 70
81 Washington ■ 78
75 Idaho St. † 87
89 Alcorn St. † 53
73 Vermont 91
85 St. Francis (Pa.) ■ 52
47 Kentucky † 82
62 UTSA 69
76 Ohio ■ 63
79 Akron 47
52 Bowling Green 74
83 Miami (Ohio) ■ 76
72 Buffalo 69
64 Eastern Mich. ■ 69
71 Central Mich. 53
82 Toledo 68
78 Western Mich. ■ 65
78 Northern Ill. ■ 71
69 Ball St. 74
71 Ohio 75
88 Akron ■ 58
66 Bowling Green ■ 89
86 Miami (Ohio) 76
62 Buffalo ■ 47
68 Northern Ill. † 72

Nickname: Golden Flashes
Colors: Navy Blue & Gold
Arena: M.A.C. Center
Capacity: 6,327; Year Built: 1950
AD: Laing E. Kennedy
SID: Tom Cammett

KENTUCKY

Lexington, KY 40506-0032 I

Coach: Mickie DeMoss, Louisiana Tech 1977

2006-07 RESULTS (20-14)

80 Washington St. ■ 51
51 Indiana ■ 54
69 Old Dominion 55
70 Delaware † 86
78 Southern Ill. † 59
79 Detroit ■ 44
75 Louisville 83
75 Alabama St. ■ 46
83 Ark.-Pine Bluff ■ 46
84 Mississippi Val. ■ 37
70 Southern U. ■ 44
82 Kent St. † 47
86 Memphis † 51
77 Tex.-Pan American ■ 45
59 South Carolina ■ 55
51 Ohio St. 53
63 Alabama 62
65 Mississippi ■ 67
58 LSU 76
68 Auburn 65
75 Mississippi St. ■ 83
56 South Carolina 66
62 Vanderbilt ■ 63
84 Florida ■ 74
69 Mississippi 61
62 Tennessee 84
72 Georgia ■ 82
87 Arkansas ■ 60
79 Florida 83
72 Arkansas † 57
40 Georgia † 72
65 Oakland 56
85 Ball St. 82
61 Wisconsin 67

Nickname: Wildcats
Colors: Blue & White
Arena: Memorial Coliseum
Capacity: 8,500; Year Built: 1950
AD: Mitch S. Barnhart
SID: Susan Lax

KENTUCKY ST.

Frankfort, KY 40601 II

Coach: Michelle Clark-Heard, Western Ky. 1990

2006-07 RESULTS (19-9)

63 Lincoln Memorial ■ 54
59 Bellarmine 94
47 Campbellsville ■ 50
73 Midway 60
68 Paine ■ 71
71 Benedict ■ 53
80 Ala.-Huntsville 76
73 Clark Atlanta 65
87 Lane ■ 57
59 Fort Valley St. ■ 63
66 Albany St. (Ga.) ■ 57
74 Paine 61
73 Benedict 75
95 Clark Atlanta ■ 63
77 Fort Valley St. 67
63 Albany St. (Ga.) 67
57 Central St. (Ohio) † 53
53 Tuskegee 75
66 Stillman 51
68 Central St. (Ohio) 55
55 LeMoyne-Owen 53
68 Miles 52
75 Lane 66
56 LeMoyne-Owen ■ 43
71 Miles ■ 48
76 Stillman ■ 52
43 Tuskegee ■ 48
59 Paine † 63

Nickname: Thorobrettes
Colors: Green & Gold
Arena: William Exum HPER Center
Capacity: 2,750; Year Built: 1994
AD: Derita Ratcliffe
SID: Ron Braden

KY. WESLEYAN

Owensboro, KY 42302-1039 II

Coach: Ron Williams, Campbellsville 1996

2006-07 RESULTS (18-10)

82 Oakland City ■ 56
65 Central St. (Ohio) 55
81 Ky. Christian ■ 59
68 Brescia ■ 61
91 Mid-Continent ■ 43
66 Southern Ind. 73
66 Indianapolis 60
78 St. Joseph's (Ind.) 68
92 Wayne St. (Mich.) ■ 69
86 Oakland City 58
61 Saginaw Valley ■ 64
72 Drury ■ 69
92 Rockhurst ■ 67
59 Quincy 63
95 SIU Edwardsville 78
54 Northern Ky. ■ 61
67 Bellarmine ■ 58
67 Wis.-Parkside 68
76 Lewis 80
77 Mo.-Rolla ■ 58
84 Mo.-St. Louis ■ 57
76 St. Joseph's (Ind.) ■ 60
68 Indianapolis ■ 63
45 Northern Ky. 76
56 Bellarmine 76
80 Lewis ■ 92
72 Wis.-Parkside ■ 66
63 Drury † 74

Nickname: Panthers
Colors: Purple & White
Arena: Owensboro Sportscenter
Capacity: 5,002; Year Built: 1949
AD: Gary Gallup
SID: Roy Pickerill

KENYON

Gambier, OH 43022-9223 III

Coach: Suzanne Helfant, Allegheny 1988

2006-07 RESULTS (14-13)

69 Rio Grande 75
56 Capital 85
54 Ohio Northern ■ 61
73 Muskingum ■ 71
54 Allegheny 58
69 Case Reserve ■ 55
55 Earlham 64
68 Otterbein ■ 70
40 DePauw † 68
44 Salve Regina † 41
46 Luther † 63
63 Wooster 56
49 Denison ■ 62
62 Ohio Wesleyan ■ 57
66 Oberlin 49
58 Wooster ■ 51
62 Allegheny ■ 69
77 Hiram 58
39 Denison 50
50 Wittenberg ■ 41
75 Oberlin ■ 57
56 Ohio Wesleyan 49
47 Earlham ■ 39
39 Wittenberg 55
72 Hiram ■ 46
54 Ohio Wesleyan ■ 44
44 Denison 62

Nickname: Ladies
Colors: Purple & White
Arena: Tomsich Arena
Capacity: 2,000; Year Built: 2006
AD: Peter Smith
SID: Marty Fuller

KEUKA

Keuka Park, NY 14478-0098 III

Coach: Dave Sweet, Eastern Mich. 1978

2006-07 RESULTS (18-8)

58 William Smith ■ 49
40 Rochester Inst. 51
73 Phila. Biblical 55
55 D'Youville 41
75 Penn St.-Berks ■ 24
62 Chestnut Hill 51
42 Cortland St. 51
51 St. John Fisher ■ 52
66 Roberts Wesleyan ■ 72
38 Rochester Inst. † 58
69 Bard 38
60 Keystone ■ 48
47 Baptist Bible (Pa.) 50
81 Cazenovia ■ 53
70 D'Youville ■ 67
59 Villa Julie ■ 61
66 Keystone 47
66 Purchase St. 37
45 Baptist Bible (Pa.) ■ 43
49 Polytechnic (N.Y.) ■ 33
58 Cazenovia 47
60 Bard ■ 38
70 Cazenovia ■ 51
58 Baptist Bible (Pa.) ■ 53
67 Villa Julie ■ 44
51 Kean † 62

Nickname: Storm
Colors: Green & Gold
Arena: Weed Physical Arts Center
Capacity: 1,800; Year Built: 1973
AD: David M. Sweet
SID: Seth Fikes

KING'S (PA.)

Wilkes-Barre, PA 18711-0801 III

Coach: Brian Donoghue, Drexel 1994

2006-07 RESULTS (21-9)

59 Oswego St. † 54
46 Richard Stockton † 39
75 Mt. St. Mary (N.Y.) † 65
71 Montclair St. ■ 60
51 Gwynedd-Mercy ■ 66
57 Scranton ■ 78
53 DeSales 69
71 Widener 57
51 Neumann 64
50 Cabrini ■ 54
89 Arcadia ■ 42
78 Salisbury ■ 56
78 Rutgers-Camden 55
61 Wilkes ■ 39
75 Delaware Valley ■ 57
64 Lycoming 42
78 FDU-Florham 61
84 Drew ■ 58
86 Delaware Valley 79
73 Scranton 78
62 DeSales ■ 58
90 Lycoming ■ 51
49 Drew 67
82 Wilkes 46
74 FDU-Florham ■ 62
83 DeSales ■ 78
63 Scranton 79
64 Villa Julie 50

68 Wash. & Jeff. † 62
64 Moravian †....86

Nickname: Monarchs
Colors: Red & Gold
Arena: Scandlon Gym
Capacity: 3,200; Year Built: 1968
AD: Cheryl J. Ish
SID: Bob Ziadie

KNOX

Galesburg, IL 61401-4999 III

Coach: Wendy Rogers, Eastern Conn. St. 1993

2006-07 RESULTS (2-21)

58 Eureka....72
42 Rockford ■ 68
63 Blackburn ■....56
54 MacMurray ■ 44
34 Ripon....73
45 St. Norbert 102
50 Illinois Col....80
53 Waldorf....78
52 Greenville....66
63 Monmouth (Ill.) ■....85
60 Carroll (Wis.) ■....77
56 Lawrence ■....93
43 Beloit....88
41 Carroll (Wis.)....80
76 Grinnell 89
54 Lake Forest ■....85
51 Illinois Col. ■....78
38 St. Norbert ■ 75
60 Ripon ■....66
55 Monmouth (Ill.)....71
42 Clarke....62
62 Grinnell ■....74
55 Lake Forest 98

Nickname: Prairie Fire
Colors: Purple & Gold
Arena: Memorial Gym
Capacity: 3,000; Year Built: 1951
AD: Chad Eisele
SID: Brian Thiessen

KUTZTOWN

Kutztown, PA 19530-0721 II

Coach: Janet Malouf, Rutgers 1989

2006-07 RESULTS (9-17)

78 Columbia Union ■....54
51 Le Moyne ■....66
56 Pitt.-Johnstown ■....65
62 Phila. Sciences....66
72 Shippensburg ■....93
52 Lock Haven ■....60
69 Columbia Union....54
62 Lincoln (Pa.)....58
51 Slippery Rock 63
68 Edinboro....77
71 Penn St.-Berks 34
65 Indiana (Pa.) 82
52 Clarion....63
50 West Chester ■....57
61 California (Pa.) ■ 65
55 Mansfield 63
53 Bloomsburg ■ 47
60 Millersville....63
73 Cheyney....64
56 East Stroudsburg ■ 64
64 West Chester 69
59 Mansfield ■....35
55 Bloomsburg 43
54 Millersville ■....57
64 Cheyney ■....53
48 East Stroudsburg....72

Nickname: Golden Bears
Colors: Maroon & Gold
Arena: Keystone Hall
Capacity: 3,400; Year Built: 1971
AD: Greg Bamberger
SID: Josh Leiboff

LA ROCHE

Pittsburgh, PA 15237 III

Coach: Eddie Benton, Vermont 1994

2006-07 RESULTS (5-20)

61 Allegheny....70
65 Bethany (W.V.) † 82
54 Penn St.-Altoona....61
55 Pitt.-Bradford ■ 58
69 Frostburg St. ■....74
62 Hilbert....55
38 Juniata ■ 59
55 Thiel....68
72 Chatham ■....48
48 Grove City ■ 53
54 Lake Erie ■....59
63 Mt. Aloysius....85
52 Penn St.-Behrend....61
54 Pitt.-Greensburg ■....62
39 Medaille ■ 72
64 Pitt.-Bradford 73
59 Oberlin ■ 50
59 Penn St.-Altoona ■....30
54 Hilbert ■....44
55 Frostburg St. 71
43 Lake Erie 63
54 Mt. Aloysius ■ 55
45 Penn St.-Behrend ■....68
47 Medaille....72
67 Pitt.-Greensburg....79

Nickname: Redhawks
Colors: Red & White
Arena: Kerr Fitness & Sports Center
Capacity: 1,200; Year Built: 1993
AD: Jim Tinkey
SID: Chase Rowe

LA SALLE

Philadelphia, PA 19141-1199 I

Coach: Tom Lochner, Temple 1989

2006-07 RESULTS (19-11)

77 Albany (N.Y.)....63
74 Villanova....62
70 Sacred Heart....60
73 Penn 63
74 Wagner....53
56 Binghamton ■....49
88 Rider....76
52 Delaware ■ 66
67 Drexel ■....53
46 Quinnipiac....66
64 Miami (Ohio) ■....60
74 Milwaukee ■ 69
61 Morgan St. ■ 50
59 Vanderbilt 70
61 Lipscomb 47
80 Fordham ■ 65
60 St. Joseph's 71
61 Rhode Island ■....57
68 St. Bonaventure....67
47 Massachusetts 49
48 Richmond ■ 70
47 George Washington ■ 71
79 Duquesne ■ 52
64 Xavier....75
57 Dayton....59
55 Temple 68
66 Fordham....54
71 Charlotte ■....62
75 St. Louis ■....66
43 Dayton †....57

Nickname: Explorers
Colors: Blue & Gold
Arena: Tom Gola Arena
Capacity: 4,000; Year Built: 1972
AD: Thomas M. Brennan
SID: Marc Mullen

LA VERNE

La Verne, CA 91750-4443 III

Coach: Julie Kline, Whittier 1987

2006-07 RESULTS (19-7)

85 Pacific Union ■....36
70 Pomona-Pitzer ■ 58
89 LIFE Pacific ■ 39
66 Chapman ■....83
63 La Sierra 51
86 UC Santa Cruz ■ 72
57 Wooster ■....62
67 Whitworth †....56
58 Whitman....80
66 La Sierra ■ 45
57 Claremont-M-S ■ 54
71 Whittier ■ 47
55 Cal Lutheran ■....54
65 Redlands....50
65 Chapman 68
61 Caltech 49
89 Occidental ■....78
63 Pomona-Pitzer....48
55 Claremont-M-S 60
58 Whittier....53
67 Cal Lutheran 66
48 Redlands ■....51
69 Caltech ■ 37
78 Occidental 68
92 Pomona-Pitzer ■ 55
97 Chapman 108

Nickname: Leopards
Colors: Orange & Green
Arena: Sports Sci. Athletic Pavillion
Capacity: 1,250; Year Built: 1973
AD: Christopher M. Ragsdale
SID: Will Darity

LAFAYETTE

Easton, PA 18042 I

Coach: Tammy Smith, East Stroudsburg 1982

2006-07 RESULTS (7-23)

48 St. Francis (N.Y.)....61
68 Mt. St. Mary's 55
76 Cornell ■ 60
65 Wagner....72
34 Coppin St. ■....54
48 Fairleigh Dickinson 63
64 Vermont ■....73
74 Penn ■ 78
57 Morgan St. ■ 60
45 UC Davis 62
63 Pacific....72
59 NJIT ■ 70
62 Monmouth....79
62 Princeton ■....79
61 Holy Cross ■ 58
57 Colgate....64
43 Navy 55
68 Bucknell ■ 63
50 Lehigh....62
50 Army ■....63
66 Columbia ■....74
62 American ■....50
45 Holy Cross....77
47 Colgate ■....53
68 Navy ■....65
39 Bucknell 53
67 Lehigh ■....62
57 Army....70
46 American....60
49 Holy Cross † 64

Nickname: Leopards
Colors: Maroon & White
Arena: Kirby Sports Center
Capacity: 3,500; Year Built: 1973
AD: Bruce McCutcheon
SID: Tracy Nelson

LAGRANGE

LaGrange, GA 30240 III

Coach: Kelly Britsky, LaGrange 1993

2006-07 RESULTS (15-12)

42 Millsaps....40
48 Mississippi Col. †....91
87 Sewanee ■....79
84 Atlanta Christian ■ 74
69 Spelman ■....42
81 Methodist ■....66
79 Oglethorpe ■....88
61 Rhodes ■ 75
81 Breneau ■....91
46 Agnes Scott....50
49 Maryville (Tenn.) ■....63
79 Fisk ■ 42
84 Wesleyan (Ga.) 41
84 Rust ■....47
53 Spelman 62
62 Piedmont ■....71
72 Huntingdon 57
50 Agnes Scott ■....43
81 Atlanta Christian....61
55 Piedmont 71
67 Wesleyan (Ga.) ■....29
57 Maryville (Tenn.) 79
76 Fisk....62
83 Huntingdon ■ 68
67 Judson (Ala.) 80
64 Huntingdon ■ 57
80 Piedmont ■....83

Nickname: Panthers
Colors: Red & Black
Arena: Mariotti Gymnsium
Capacity: 500; Year Built: 1959
AD: Philip R. Williamson
SID: John Hughes

LAKE ERIE

Painesville, OH 44077 III

Coach: Bob Booher, Ohio 1971

2006-07 RESULTS (11-15)

52 Wooster....85
69 Olivet †....79
63 Heidelberg ■....64
57 Hilbert ■....49
62 Pitt.-Greensburg....67
55 Medaille....77
71 Penn St.-Altoona ■....54
65 Hiram ■ 66
59 La Roche....54
48 Wooster ■....65
50 Pitt.-Bradford ■ 54
71 Mt. Aloysius ■....65
71 Frostburg St. 74
44 Penn St.-Behrend....48
66 Pitt.-Greensburg ■....53
58 Hilbert....57
70 Penn St.-Altoona....51
50 Hiram....61
55 Medaille ■ 64
63 La Roche ■ 43
75 Pitt.-Bradford 72
75 Mt. Aloysius....87
68 Penn St.-Behrend ■....58
59 Frostburg St. ■....78
65 Frostburg St. 64
67 Medaille....73

Nickname: Storm
Colors: Green & White
Arena: Athletics and Wellness Center
Capacity: 800; Year Built: 2004
AD: Ken Krsolovic
SID: Kristy Booher

LAKE FOREST

Lake Forest, IL 60045 III

Coach: Jackie Slaats, Iowa St. 1986

2006-07 RESULTS (24-3)

74 Concordia Chicago ■ 57
76 Wis.-Oshkosh ■ 61
83 Washington-St. Louis 81
75 Williams † 63
83 Beloit 70
50 Lawrence 54
80 Va. Wesleyan † 56
62 Chris. Newport † 65
75 Grinnell ■ 51
79 Illinois Col. 50
75 Ripon ■ 46
70 St. Norbert ■ 68
77 Milwaukee Engr. ■ 48
72 Carroll (Wis.) 63
87 Ripon 77
68 Monmouth (Ill.) ■ 57
85 Knox 54
59 Beloit ■ 48
57 Lawrence ■ 53
81 Illinois Col. ■ 51
58 Grinnell 36
95 Monmouth (Ill.) 86
98 Knox ■ 55
70 Lawrence ■ 65
64 Carroll (Wis.) ■ 56
65 Maryville (Mo.) ■ 61
47 Washington-St. Louis ■ 58

Nickname: Foresters
Colors: Red & Black
Arena: Sports Center
Capacity: 1,200; Year Built: 1968
AD: Jackie A. Slaats
SID: Mike Wajerski

LAKE SUPERIOR ST.

Sault Ste. Marie, MI 49783 II

Coach: Jamie Pewinski, Saginaw Valley 1999

2006-07 RESULTS (18-9)

62 Lewis † 72
63 Wis.-Parkside † 71
59 Rollins 44
59 Tampa † 44
88 Ashland 61
75 Concordia (Mich.) 39
75 Findlay ■ 64
61 Northwood (Mich.) ■ 57
54 Central St. (Ohio) 59
74 Ferris St. 73
58 Wayne St. (Mich.) † 46
65 Northern Mich. 58
73 Michigan Tech 64
67 Grand Valley St. ■ 84
102 Finlandia ■ 40
64 Gannon 73
79 Mercyhurst 46
69 Hillsdale ■ 51
80 Wayne St. (Mich.) ■ 62
47 Grand Valley St. 53
73 Saginaw Valley 57
59 Northern Mich. ■ 50
61 Michigan Tech ■ 74
65 Saginaw Valley ■ 60
66 Ferris St. ■ 76
63 Northwood (Mich.) 51
79 Ferris St. 91

Nickname: Lakers
Colors: Royal Blue & Gold
Arena: James Norris Center
Capacity: 2,500; Year Built: 1976
AD: Kris Dunbar
SID: Linda Bouvet

LAKELAND

Sheboygan, WI 53082-0359 III

Coach: April Arvan, Lakeland 1993

2006-07 RESULTS (15-11)

47 Milwaukee Engr. ■ 52
69 MacMurray ■ 39
71 Elmhurst 66
26 Carroll (Wis.) ■ 40
65 Aurora ■ 54
60 Concordia Chicago 50
41 Rockford 40
48 Benedictine (Ill.) 62
39 Beloit 64
53 Concordia (Wis.) ■ 66
67 Clarke 62
59 Alverno ■ 42
67 Wis. Lutheran ■ 78
60 Maranatha Baptist 47
78 Marian (Wis.) 69
50 Edgewood ■ 64
56 Aurora 49
72 Dominican (Ill.) 47
63 Concordia Chicago ■ 49
48 Concordia (Wis.) 67
29 Benedictine (Ill.) ■ 50
57 Alverno 36
50 Rockford ■ 34
67 Wis. Lutheran 77
57 Marian (Wis.) ■ 50
47 Benedictine (Ill.) 67

Nickname: Muskies
Colors: Navy & Gold
Arena: Todd Wehr Center
Capacity: 1,500; Year Built: 1985
AD: Jane Bouche
SID: David Gallianetti

LAMAR

Beaumont, TX 77710 I

Coach: Leonard Drake, Central Mich. 1977

2006-07 RESULTS (13-17)

52 New Mexico St. ■ 69
74 Alcorn St. ■ 59
43 Denver 97
43 Northern Colo. 71
59 LSU-Shreveport ■ 53
44 Oklahoma ■ 79
73 Belhaven ■ 51
68 Centenary (La.) 80
57 IUPUI 65
58 Alcorn St. 64
70 Tulane 83
61 Chicago St. ■ 56
56 Albany (N.Y.) ■ 43
60 UTSA ■ 46
81 Stephen F. Austin 71
81 Sam Houston St. ■ 49
71 Central Ark. 74
61 Northwestern St. 68
71 McNeese St. ■ 60
90 Nicholls St. 95
71 Southeastern La. ■ 72
51 Texas-Arlington ■ 65
60 Texas St. 69
81 Central Ark. ■ 78
69 Northwestern St. ■ 58
81 A&M-Corpus Christi 85
59 McNeese St. 60
70 Nicholls St. ■ 52
59 Southeastern La. 58
65 Stephen F. Austin † 73

Nickname: Lady Cardinals
Colors: Red & White
Arena: Montagne Center
Capacity: 10,080; Year Built: 1984
AD: Billy Tubbs
SID: Drew Lacy

LANDER

Greenwood, SC 29649-2099 II

Coach: Kevin Pederson, Clemson 1999

2006-07 RESULTS (15-13)

93 Presbyterian ■ 75
97 Limestone 92
82 Clayton St. ■ 89
67 GCSU 90
72 Dist. Columbia 63
99 Erskine ■ 67
71 Armstrong Atlantic 73
56 Columbus St. † 74
58 Col. of Charleston 83
74 Francis Marion 61
66 GCSU ■ 69
92 Converse ■ 77
83 North Ga. 85
71 Clayton St. 87
75 UNC Pembroke 66
85 Armstrong Atlantic ■ 80
82 Erskine 61
97 North Ga. ■ 83
89 Ga. Southwestern 68
64 UNC Pembroke ■ 73
69 Augusta St. 85
75 S.C. Upstate ■ 62
55 S.C.-Aiken 63
72 Francis Marion ■ 65
79 Columbus St. ■ 78
77 S.C. Upstate 72
53 S.C.-Aiken ■ 62
60 Columbus St. 72

Nickname: Lady Bearcats
Colors: Blue & Gold
Arena: Finis Horne Arena
Capacity: 2,500; Year Built: 1993
AD: Jefferson J. May
SID: Bob Stoner

LANE

Jackson, TN 38301-4598 II

Coach: Surina Dixon, Mississippi Val. 1983

2006-07 RESULTS (10-18)

64 North Ala. 92
108 Fisk 43
82 Fisk ■ 36
62 Benedict ■ 77
63 Paine ■ 67
57 Christian Bros. 75
65 Clark Atlanta 62
65 Spelman 52
57 Kentucky St. 87
57 Albany St. (Ga.) ■ 71
61 Fort Valley St. ■ 71
56 Benedict 68
62 Paine 72
70 Clark Atlanta ■ 59
52 Albany St. (Ga.) 67
49 Fort Valley St. 70
87 Rust ■ 63
39 Stillman 65
70 Tuskegee 82
84 Rust 67
68 Miles 67
68 LeMoyne-Owen 86
66 Kentucky St. ■ 75
74 Miles ■ 69
79 LeMoyne-Owen ■ 75
52 Tuskegee ■ 58
66 Stillman ■ 73
71 Stillman † 75

Nickname: Dragons
Colors: Cardinal Red & Royal Blue
Arena: J.F. Lane Center
Capacity: 2,500; Year Built: 1974
AD: Ronald Abernathy
SID: Gregory Borman

LASELL

Newton, MA 02466 III

Coach: Sarah Copeland, Concordia (N.Y.) 1997

2006-07 RESULTS (13-13)

57 Keene St. 72
67 Thomas (Me.) † 57
61 Regis (Mass.) 59
41 Emmanuel (Mass.) ■ 78
72 Becker 63
52 Castleton ■ 59
70 Johnson St. ■ 80
64 Plymouth St. ■ 71
60 Bay Path 43
43 Wesleyan (Conn.) 75
70 Lesley 63
70 Bay Path ■ 54
55 Mount Ida ■ 67
54 Lesley ■ 47
72 Johnson St. 59
61 Castleton 66
77 Elms ■ 55
50 Maine Maritime 66
64 Husson 66
78 Becker ■ 69
69 Newbury ■ 45
59 Elms 68
72 Wheelock ■ 54
62 Me.-Farmington ■ 78
71 Thomas (Me.) ■ 70
60 Husson ■ 70

Nickname: Lasers
Colors: Columbia & Navy
Arena: Lasell Athletic Center
Capacity: 300; Year Built: 1997
AD: Kristy Walter
SID: Jessica King

LAWRENCE

Appleton, WI 54912-0599 III

Coach: Amy Proctor, St. Norbert 1986

2006-07 RESULTS (13-11)

65 Wis.-Stevens Point 75
50 St. Scholastica † 64
69 Marian (Wis.) 49
64 Milwaukee Engr. ■ 45
89 Monmouth (Ill.) ■ 59
54 Lake Forest ■ 50
55 Wis.-Stevens Point ■ 65
71 Warner Southern 53
61 Bethel (Tenn.) † 63
62 Ripon 53
61 Beloit ■ 55
55 Grinnell 57
93 Knox 56
62 Illinois Col. ■ 49
76 Grinnell ■ 38
47 St. Norbert ■ 61
63 Carroll (Wis.) 75
69 Monmouth (Ill.) 67
53 Lake Forest 57
54 Ripon ■ 49
71 Beloit 55
68 St. Norbert 70
54 Carroll (Wis.) ■ 70
65 Lake Forest 70

Nickname: Vikings
Colors: Blue & White
Arena: Alexander Gym
Capacity: 1,100; Year Built: 1929
AD: Robert Beeman
SID: Joe Vanden Acker

LE MOYNE

Syracuse, NY 13214-1399 II

Coach: Jeanne Dupree, Le Moyne 1995

2006-07 RESULTS (9-19)

60 Mercyhurst ■ 48
66 Kutztown 51

55 Glenville St. † 67
55 St. Rose ■ 64
66 Southern N.H. ■ 58
47 Southern Conn. St. 76
70 St. Anselm ■ 54
53 Franklin Pierce ■ 66
49 St. Michael's 56
44 Pace ■ 78
60 Mercyhurst 55
59 C.W. Post ■ 57
50 Assumption 62
33 American Int'l ■ 56
31 Southern Conn. St. ■ 62
48 Bentley ■ 51
54 Franklin Pierce 69
48 Bryant 68
47 St. Rose 63
85 Merrimack ■ 59
64 St. Michael's ■ 52
43 Stonehill 68
53 Pace 58
45 Mass.-Lowell ■ 36
42 American Int'l 61
37 St. Anselm 50
49 Southern N.H. 69
51 Pace 61

Nickname: Dolphins
Colors: Green & Gold
Arena: Ted Grant Court
Capacity: 2,000; Year Built: 1954
AD: Richard W. Rockwell
SID: Mike Donlin

LEBANON VALLEY

Annville, PA 17003-1400 III

Coach: Todd Goclowski, Clark (Mass.) 1990

2006-07 RESULTS (7-17)

53 Hood ■ 39
46 Shenandoah ■ 48
56 McDaniel ■ 65
27 Albright 58
65 Elizabethtown ■ 56
45 Rowan 54
53 Lycoming ■ 54
44 Misericordia ■ 43
53 Delaware Valley 67
58 Frank. & Marsh. ■ 52
49 Lincoln (Pa.) 69
59 Moravian 77
54 Messiah 94
65 Widener ■ 57
51 Susquehanna 65
55 Juniata ■ 53
31 Messiah ■ 67
50 Widener 62
47 Dickinson ■ 52
63 Elizabethtown 56
50 Moravian ■ 64
47 Juniata 72
47 Albright ■ 61
49 Susquehanna ■ 64

Nickname: Flying Dutchmen
Colors: Blue, White
Arena: Lynch Memorial Gymnasium
Capacity: 1,400; Year Built: 1950
AD: Kathleen Tierney
SID: Braden Snyder

LEES-McRAE

Banner Elk, NC 28604-0128 II

Coach: Sebastian Wild

2006-07 RESULTS (10-18)

50 Lincoln Memorial 55
49 Anderson (S.C.) ■ 67
57 Lincoln Memorial ■ 66
77 Barton 89
67 Converse ■ 61
57 Brevard 47
37 Radford 90
78 Mount Olive ■ 56
50 Belmont Abbey 66
63 Limestone 84
69 St. Andrews ■ 78
65 Pfeiffer ■ 83
84 Queens (N.C.) ■ 79
67 Coker 55
80 Converse 91
85 Erskine ■ 68
62 Anderson (S.C.) 69
75 Barton ■ 86
65 Brevard ■ 69
76 Belmont Abbey ■ 73
52 Mount Olive 63
74 Queens (N.C.) 60
68 Pfeiffer 98
56 St. Andrews 61
72 Limestone ■ 70
70 Erskine 65
73 Coker ■ 81
60 Coker ■ 78

Nickname: Bobcats
Colors: Forest Green & Gold
Arena: Williams Gym
Capacity: 1,200; Year Built: 1975
AD: Ried Estus
SID: Jason Levesque

LEHIGH

Bethlehem, PA 18015-3089 I

Coach: Sue Troyan, Dickinson 1988

2006-07 RESULTS (11-19)

57 Long Island 36
53 Penn ■ 54
55 Syracuse ■ 48
49 Princeton ■ 56
55 Drexel 62
65 Monmouth 72
40 Ohio 57
61 Akron 62
70 Binghamton ■ 49
70 NJIT 44
34 North Carolina St. 66
74 Gardner-Webb ■ 61
48 Seton Hall ■ 51
56 Yale ■ 66
52 American ■ 55
44 Navy 54
53 Army 56
62 Colgate ■ 53
62 Lafayette ■ 50
37 Bucknell 64
61 Holy Cross 75
67 American 60
46 Navy ■ 59
71 Army ■ 77
68 Colgate 50
62 Lafayette 67
53 Bucknell ■ 63
52 Holy Cross ■ 43
57 Army † 53
62 Holy Cross † 65

Nickname: Mountain Hawks
Colors: Brown & White
Arena: Stabler Arena
Capacity: 5,600; Year Built: 1979
AD: Joseph D. Sterrett
SID: Colleen O'Connell

LEHMAN

Bronx, NY 10468-1589 III

Coach: Eric Harrison, Potsdam St. 1995

2006-07 RESULTS (19-10)

51 Kean 74
46 Albright † 63
63 Hartwick ■ 64
76 St. Joseph's (L.I.) 59
69 Medgar Evers 65
54 Baruch ■ 71
47 North Park † 56
70 St. Joseph's (Me.) † 56
57 New Jersey City 55
56 Western Conn. St. ■ 49
55 Hunter 59
57 John Jay ■ 60
76 York (N.Y.) ■ 49
76 CCNY 31
61 Rutgers-Newark ■ 41
75 Brooklyn 63
63 Hunter ■ 60
66 St. Elizabeth 56
43 Wm. Paterson 56
84 City Tech ■ 57
56 Staten Island 54
76 John Jay 55
78 Morrisville St. ■ 40
60 Baruch 73
57 CCNY ■ 26
58 Medgar Evers † 45
71 John Jay † 61
52 Baruch † 51
43 Scranton 64

Nickname: Lightning
Colors: Royal Blue, Vegas Gold & White
Arena: The APEX
Capacity: 1,300; Year Built: 1994
AD: Martin L. Zwiren
SID: Eric Harrison

LeMOYNE-OWEN

Memphis, TN 38126 II

Coach: William Anderson, LeMoyne-Owen 1997

2006-07 RESULTS (11-18)

46 Christian Bros. ■ 55
49 Delta St. 90
62 Southern Ark. † 58
61 Tougaloo 79
58 Albany St. (Ga.) 57
47 Fort Valley St. 67
52 Tougaloo ■ 67
38 Christian Bros. 58
67 Paine ■ 47
50 Benedict ■ 64
66 Stillman 64
54 Tuskegee 48
70 Miles ■ 74
72 Stillman ■ 62
54 Tuskegee ■ 73
64 Paine 70
46 Benedict 60
41 Albany St. (Ga.) ■ 48
35 Fort Valley St. ■ 52
53 Rust ■ 51
53 Kentucky St. ■ 55
86 Lane ■ 68
43 Kentucky St. 56
75 Lane 79
82 Clark Atlanta 71
58 Clark Atlanta ■ 71
76 Miles 70
65 Clark Atlanta † 50
53 Benedict † 65

Nickname: Lady Magicians
Colors: Purple & Old Gold
Arena: Bruce Hall Gym
Capacity: 1,000; Year Built: 1954
AD: David "Smokey" Gaines
SID: LaKeisha Henderson

LENOIR-RHYNE

Hickory, NC 28603 II

Coach: Todd Starkey, Montreat 1993

2006-07 RESULTS (16-12)

78 Brevard † 66
79 Ala.-Huntsville † 62
81 Armstrong Atlantic ■ 85
77 Brevard ■ 37
66 Armstrong Atlantic 69
80 Livingstone ■ 58
81 Chowan 70
98 Ashland ■ 89
75 N.C. Central † 79
62 S.C. Upstate 74
41 Catawba 51
50 Tusculum 58
58 Presbyterian ■ 52
57 Newberry ■ 60
90 Mars Hill 74
61 Lincoln Memorial 53
63 Chowan ■ 45
79 Carson-Newman ■ 81
94 Wingate ■ 67
76 Tusculum ■ 68
67 Presbyterian 60
79 Newberry 63
71 Carson-Newman 58
66 Lincoln Memorial ■ 80
54 Catawba ■ 58
76 Wingate 90
72 Mars Hill ■ 70
49 Carson-Newman 76

Nickname: Bears
Colors: Red & Black
Arena: Shuford Memorial Gym
Capacity: 3,200; Year Built: 1957
AD: Neill McGeachy
SID: John Karrs

LESLEY

Cambridge, MA 02138-2790 III

Coach: James Burfoot, Mass.-Boston 2000

2006-07 RESULTS (7-18)

50 Yeshiva ■ 41
64 Pine Manor ■ 46
52 Regis (Mass.) ■ 71
48 Maine Maritime ■ 85
59 Husson ■ 80
47 Mount Ida 98
58 Johnson St. ■ 73
42 Castleton ■ 65
52 Rivier 75
87 Bay Path 57
67 Bay Path ■ 44
58 Elms 65
63 Lasell ■ 70
58 Becker ■ 60
75 Wheelock ■ 49
49 Simmons 70
47 Lasell 54
60 Becker 84
69 Newbury 41
57 Thomas (Me.) 64
62 Me.-Farmington 91
57 Johnson St. 73
59 Castleton 77
65 Elms ■ 48
61 Framingham St. 72

Nickname: Lynx
Colors: Forest Green & Gold
AD: Stanley C. Vieira
SID: To be named

LeTOURNEAU

Longview, TX 75607-7001 III

Coach: Tina Robbins, Mo. Western St. 1995

2006-07 RESULTS (4-21)

58 Dallas Christian † 52
63 S'western Aly God 55
44 Wiley ■ 73
62 McMurry ■ 84
55 Hardin-Simmons ■ 79
57 Sul Ross St. 75
33 Howard Payne 84
65 East Tex. Baptist 70
68 Concordia (Tex.) ■ 90
61 Mary Hardin-Baylor ■ 73
56 Denison † 78
69 MIT † 52
75 Texas Lutheran 55
52 Schreiner 74
57 East Tex. Baptist ■ 78

64 Ozarks (Ark.) ■ 69
63 Texas-Tyler 94
60 Texas-Dallas 78
61 Mississippi Col. 76
63 Louisiana Col. 72
57 Mississippi Col. ■ 62
48 Louisiana Col. ■ 62
45 Texas-Tyler ■ 88
46 Texas-Dallas ■ 60
69 Ozarks (Ark.) 87

Nickname: LadyJackets
Colors: Blue & Gold
Arena: Solheim Arena
Capacity: 1,200; Year Built: 1996
AD: Duane Trogdon
SID: Shane Meling

LEWIS
Romeoville, IL 60446 II

Coach: Lynn Plett, Tabor 1975

2006-07 RESULTS (28-4)

72 Lake Superior St. † 62
82 Michigan Tech 69
72 Ferris St. ■ 69
77 North Dakota 80
80 Minn. St. Moorhead 77
76 Drury ■ 64
74 Rockhurst ■ 60
72 Quincy 74
68 SIU Edwardsville 56
64 Wheeling Jesuit † 44
68 Hillsdale † 61
63 Grand Valley St. ■ 52
76 Bellarmine ■ 57
75 Northern Ky. ■ 64
69 Wis.-Parkside 57
56 Mo.-St. Louis 45
91 Mo.-Rolla 77
92 Southern Ind. ■ 72
80 Ky. Wesleyan ■ 76
45 Indianapolis 39
74 St. Joseph's (Ind.) 63
61 Northern Ky. 73
79 Bellarmine 70
68 St. Joseph's (Ind.) ■ 59
64 Indianapolis ■ 54
83 Wis.-Parkside ■ 58
92 Ky. Wesleyan 80
63 Southern Ind. † 48
66 Bellarmine † 60
69 Drury † 52
82 Bellarmine ■ 62
62 Drury ■ 67

Nickname: Flyers
Colors: Red & White
Arena: Neil Carey Arena
Capacity: 855; Year Built: 1961
AD: Dan Schumacher
SID: Mickey Smith

LEWIS & CLARK
Portland, OR 97219-7899 III

Coach: Juli Fulks, Capital

2006-07 RESULTS (16-9)

74 Wartburg ■ 59
52 St. Mary's (Minn.) ■ 38
68 Corban ■ 86
63 Whitman 71
59 Whitworth 68
53 Concordia (Ore.) 58
81 Cascade ■ 35
70 Western Ore. ■ 59
72 Dallas ■ 52
52 Cal St. East Bay † 39
59 Menlo 54
56 Pacific Lutheran ■ 58
60 Willamette 48
73 Pacific (Ore.) 67
85 Linfield ■ 73
49 Puget Sound 65
73 George Fox ■ 77
61 Whitman ■ 58
74 Whitworth ■ 65
58 Pacific Lutheran 54
60 Willamette ■ 46
80 Pacific (Ore.) ■ 61
66 Linfield 71
68 Puget Sound ■ 58
62 George Fox 78

Nickname: Pioneers
Colors: Orange & Black
Arena: Pamplin Sports Center
Capacity: 2,300; Year Built: 1969
AD: Clark Yeager
SID: Melissa Dudek

LIBERTY
Lynchburg, VA 24502-2269 I

Coach: Carey Green, Coastal Caro. 1979

2006-07 RESULTS (19-12)

91 Norfolk St. ■ 53
61 George Mason 56
97 Columbia Union ■ 27
75 Virginia 71
62 Binghamton 45
64 James Madison 74
52 Virginia Tech ■ 55
66 George Washington 74
66 Virginia Union ■ 49
54 Texas-Arlington † 58
47 Pittsburgh † 54
43 Marist † 76
59 UNC Greensboro † 67
73 American ■ 42
82 Longwood ■ 48
58 Coastal Caro. 54
72 Charleston So. 39
62 High Point 64
69 Winthrop ■ 42
79 Radford ■ 66
66 UNC Asheville 62
52 Birmingham-So. ■ 44
61 High Point ■ 67
77 Winthrop 52
59 Coastal Caro. ■ 57
91 Charleston So. ■ 40
51 UNC Asheville ■ 54
79 Birmingham-So. 66
54 Radford 77
70 Birmingham-So. † 58
55 Radford † 57

Nickname: Lady Flames
Colors: Red, White & Blue
Arena: Vines Center
Capacity: 9,000; Year Built: 1990
AD: Jeff Barber
SID: Todd Wetmore

LIMESTONE
Gaffney, SC 29340-3799 II

Coach: Corey Fox, Limestone 2002

2006-07 RESULTS (10-19)

79 North Greenville ■ 95
92 Lander ■ 97
82 Queens (N.C.) ■ 77
56 S.C. Upstate ■ 76
62 Converse 77
64 Anderson (S.C.) ■ 71
53 Mount Olive 72
62 Newberry 77
68 Brescia ■ 52
79 Mars Hill ■ 85
68 Belmont Abbey 51
64 St. Andrews 80
84 Lees-McRae ■ 63
69 Coker 56
63 Erskine 73
64 Barton ■ 73
67 Pfeiffer ■ 72
66 Mount Olive ■ 83
63 St. Andrews ■ 55
60 Pfeiffer 91
58 Queens (N.C.) 42
71 Belmont Abbey ■ 83
63 Coker ■ 54
88 Erskine ■ 73
70 Lees-McRae 72
61 Anderson (S.C.) 79
42 Barton 72
76 Erskine ■ 61
63 Barton 89

Nickname: Saints
Colors: Blue, White & Gold
Arena: Timken Gym
Capacity: 1,500; Year Built: 1976
AD: Larry Epperly
SID: Kevin Wyatt

LINCOLN (MO.)
Jefferson City, MO 65102-0029 II

Coach: Tim Abney, Lincoln (Mo.) 1978

2006-07 RESULTS (8-19)

54 Southwestern Okla. ■ 60
60 Mo. Western St. † 79
64 Northwood (Mich.) † 70
76 William Woods ■ 64
50 Rockhurst 83
59 Pittsburg St. ■ 69
50 Truman ■ 64
44 Truman 60
62 Southwestern Okla. 65
29 Washburn 81
53 Harding 73
39 Mo.-Rolla 62
44 St. Edward's ■ 56
56 Texas A&M Int'l ■ 61
65 Tex. Permian Basin 60
64 Okla. Panhandle 72
47 Mont. St.-Billings 73
44 Incarnate Word ■ 61
64 St. Mary's (Tex.) ■ 58
66 Mont. St.-Billings ■ 62
75 Mont. St.-Billings ■ 71
43 Incarnate Word 47
44 St. Mary's (Tex.) 63
67 Tex. Permian Basin ■ 61
64 Okla. Panhandle ■ 61
57 St. Edward's 66
69 Texas A&M Int'l 67

Nickname: Blue Tigers
Colors: Navy Blue & White
Arena: Jason Gym
Capacity: 2,500; Year Built: 1958
AD: Tim Abney
SID: Jeremy Copeland

LINCOLN (PA.)
Lincoln Univ., PA 19352 III

Coach: Andy Haman, Cheyney 2004

2006-07 RESULTS (19-8)

62 Rosemont ■ 59
76 Rutgers-Camden ■ 59
54 Susquehanna ■ 65
50 Cheyney † 77
67 Wilson 52
77 Brooklyn 63
58 Kutztown ■ 62
64 York (Pa.) ■ 83
49 William Smith † 70
83 Moravian 89
69 Lebanon Valley ■ 49
82 Penn St.-Delco 66
77 Notre Dame (Md.) ■ 68
75 Lycoming ■ 62
80 St. Elizabeth ■ 72
75 Wilkes 71
82 Penn St. Tech ■ 53
80 Green Mountain 52
66 Mitchell 76
71 Ramapo ■ 78
76 Swarthmore ■ 57
61 Bryn Mawr 49
76 Newport News ■ 65
77 New Jersey City 66
77 Eastern 60
72 Me.-Presque Isle ■ 48
87 Mitchell 72

Nickname: Lions
Colors: Orange & Blue
Arena: Manuel Rivero Hall
Capacity: 3,000; Year Built: 1973
AD: Alfonso Scandrett Jr.
SID: Robert Knox

LINCOLN CHRISTIAN
Lincoln, IL 62656 III

Coach: Amanda Bowman, Lincoln Christian 1999

2006-07 RESULTS (6-18)

48 Moody Bible † 46
52 Maranatha Baptist † 64
44 Hope Int'l † 82
57 Phila. Biblical † 65
84 Grace Bible (Mich.) ■ 76
52 MacMurray ■ 60
62 Maryville (Mo.) 92
55 Webster ■ 57
38 Eureka ■ 54
49 Westminster (Mo.) 60
52 Greenville 75
46 Principia 58
45 Fontbonne ■ 78
60 Blackburn ■ 49
55 Maryville (Mo.) ■ 79
65 MacMurray 59
39 Eureka 48
62 Webster 50
49 Westminster (Mo.) ■ 72
39 Greenville ■ 60
41 Principia ■ 75
64 Emmaus ■ 51
53 Fontbonne 74
53 Blackburn 84

Nickname: Preachers
Colors: Red, White & Black
Arena: Laughlin Center
AD: Matt Clark
SID: To be named

LINCOLN MEMORIAL
Harrogate, TN 37752-1901 II

Coach: Roger Vannoy, Lincoln Memorial 1975

2006-07 RESULTS (14-15)

55 Lees-McRae ■ 50
54 Kentucky St. 63
80 S.C. Upstate ■ 69
68 Brevard ■ 66
66 Lees-McRae 57
71 Brevard 59
54 Virginia St. 49
62 King (Tenn.) 75
60 S.C. Upstate 56
60 N.C. Central † 65
68 Carson-Newman 76
49 Wingate ■ 61
59 Tusculum ■ 70
74 Presbyterian 68
49 Newberry 53
53 Lenoir-Rhyne ■ 61
50 Catawba ■ 45
50 Mars Hill 72
70 Lee ■ 63
50 Wingate 78
59 Tusculum 73
53 Presbyterian ■ 50
67 Mars Hill ■ 81
80 Lenoir-Rhyne 66
72 Catawba 74
75 Carson-Newman ■ 61
52 Newberry ■ 55
53 Presbyterian ■ 52
54 Wingate 91

Nickname: Lady Railsplitters
Colors: Blue & Gray
Arena: B. Frank Turner Arena
Capacity: 5,009; Year Built: 1990
AD: Jay Nidiffer
SID: Michael R. Peace

LINFIELD
McMinnville, OR 97128-6894..... III

Coach: Robyn Stewart, Mont. St.-Billings 1987

2006-07 RESULTS (14-11)

46 Oregon Tech ■ 51
65 Evergreen St....49
55 George Fox....51
39 Pacific Lutheran....61
62 Cascade ■....45
55 Corban....70
47 Concordia (Ore.) ■ 46
67 Chapman †....56
46 Coe †....53
62 Dallas ■....45
45 Whitworth ■....50
48 Whitman ■....53
73 Lewis & Clark 85
66 Willamette 53
66 Pacific (Ore.) ■....52
44 Puget Sound....61
51 George Fox ■ 50
30 Pacific Lutheran ■....57
60 Whitworth 47
52 Whitman....48
71 Lewis & Clark ■....66
62 Willamette ■ 38
69 Pacific (Ore.) 56
57 Puget Sound ■....62
50 Puget Sound....65

Nickname: Wildcats
Colors: Purple & Red
Arena: Ted Wilson Gymnasium
Capacity: 1,924; Year Built: 1989
AD: Scott Carnahan
SID: Kelly Bird

LIPSCOMB
Nashville, TN 37204-3951 I

Coach: Frank Bennett, Lipscomb 1973

2006-07 RESULTS (8-21)

39 Arkansas ■ 77
53 Evansville 76
93 Fisk ■ 35
56 Austin Peay †....55
55 Memphis 57
52 Tennessee St. ■ 64
64 Jacksonville ■ 61
44 North Fla. ■....53
53 Murray St....81
40 Vanderbilt 109
53 Longwood † 55
47 La Salle ■ 61
51 East Tenn. St....71
71 Kennesaw St. 82
79 Mercer ■....50
71 Stetson ■ 53
55 Belmont ■ 72
56 Campbell....72
59 Gardner-Webb....66
68 Kennesaw St. ■ 57
57 East Tenn. St. ■ 52
59 Stetson 57
49 Mercer 58
53 Belmont....67
44 Gardner-Webb ■ 51
68 Campbell ■ 80
51 North Fla....54
59 Jacksonville....69
69 East Tenn. St. † 83

Nickname: Bisons
Colors: Purple & Gold
Arena: Allen Arena
Capacity: 5,028; Year Built: 2001
AD: Steve Potts
SID: Mark McGee

LIVINGSTONE
Salisbury, NC 28144 II

Coach: Andrew Mitchell, Catawba 1988

2006-07 RESULTS (12-16)

52 Belmont Abbey ■ 63
82 Bluefield St. 79
61 Catawba....84
46 Carson-Newman † 76
48 Bowie St....79
80 Elizabeth City St. ■ 83
61 Virginia Union 54
58 Lenoir-Rhyne 80
57 Bluefield St. ■....50
72 Winston-Salem 61
76 Virginia St....67
70 St. Augustine's ■....62
79 Elizabeth City St. 91
52 N.C. Central....74
68 Bowie St. ■....70
72 Fayetteville St. 96
67 Virginia St. ■ 65
55 Shaw ■....67
70 St. Paul's ■ 66
62 Johnson C. Smith ■....63
70 Virginia Union ■ 62
49 N.C. Central ■....63
77 St. Paul's 63
58 Johnson C. Smith....56
56 St. Augustine's....48
68 Shaw....78
85 Fayetteville St. ■ 101
56 St. Paul's †....58

Nickname: Lady Blue Bears
Colors: Columbia Blue & Black
Arena: William Trent Gymnasium
Capacity: 1,500; Year Built: 1970
AD: Clifton Huff
SID: Adrian Ferguson

LOCK HAVEN
Lock Haven, PA 17745..... II

Coach: Valerie Curtis, Dist. Columbia 1996

2006-07 RESULTS (12-15)

50 Tex. A&M-Commerce † 65
60 North Dakota †....77
81 North Ga. † 86
73 Dist. Columbia †....60
65 Caldwell † 60
50 West Liberty St. †....70
48 Glenville St. †....88
56 East Stroudsburg 68
60 Kutztown....52
68 Mansfield ■....63
72 Bloomsburg ■ 60
37 Millersville....66
64 West Chester 61
71 Slippery Rock 55
78 Cheyney ■....65
63 Shippensburg ■....69
55 California (Pa.) 67
68 Clarion ■ 48
52 Edinboro ■....69
57 Indiana (Pa.) 78
64 Slippery Rock ■....55
66 Shippensburg 57
55 California (Pa.) ■ 68
46 Clarion 57
56 Edinboro....78
59 Pitt.-Johnstown ■....67
85 Indiana (Pa.) ■....72

Nickname: Lady Eagles
Colors: Crimson & White
Arena: Thomas Fieldhouse
Capacity: 2,500; Year Built: 1928
AD: Sharon E. Taylor
SID: Al Weston

LONG BEACH ST.
Long Beach, CA 90840-0118..... I

Coach: Mary Hegarty, UCLA 1985

2006-07 RESULTS (9-23)

50 Southern California 85
67 Santa Clara ■....76
68 Montana St. ■....78
33 Oregon ■....44
38 Loyola Marymount....61
43 Utah....66
41 South Dakota St....85
53 San Diego 37
44 UNLV ■....61
39 Arizona....77
42 Pepperdine....69
59 Army ■....69
63 UC Davis ■ 47
62 Fairfield ■ 61
60 UC Santa Barb....71
50 Cal Poly 61
70 Pacific ■....52
63 Cal St. Northridge ■....73
57 Cal St. Fullerton 68
43 UC Riverside....58
54 UC Irvine ■....53
60 Cal St. Northridge....74
72 Pacific....77
56 Cal Poly ■....67
55 UC Santa Barb. ■....69
45 UC Riverside ■....52
73 Cal St. Fullerton ■ 59
50 UC Davis 60
77 UC Irvine....63
76 UC Irvine †....64
70 Cal Poly †....67
53 UC Riverside †....59

Nickname: 49ers
Colors: Black & Gold
Arena: Walter Pyramid
Capacity: 5,000; Year Built: 1994
AD: Vic Cegles
SID: Chris DeConna

LONG ISLAND
Brooklyn, NY 11201..... I

Coach: Stephanie Gaitley, Villanova 1982

2006-07 RESULTS (22-9)

73 St. Peter's ■....76
36 Lehigh ■....57
57 Hofstra ■....68
78 Siena....46
62 Cleveland St. ■....52
56 South Ala. ■....41
51 Navy ■....49
67 Dayton....63
59 St. Francis (N.Y.) ■....54
56 Central Conn. St....57
74 Northeastern 61
73 East Caro....80
64 Monmouth....50
60 NJIT ■....51
76 Mt. St. Mary's ■....41
80 St. Francis (Pa.) ■ 52
61 Robert Morris ■ 55
63 St. Francis (N.Y.)....56
60 Fairleigh Dickinson ■ 47
67 Wagner....40
69 Quinnipiac....65
57 Sacred Heart....48
59 Wagner ■....47
58 Monmouth ■....47
58 Central Conn. St. ■ 46
59 Quinnipiac ■ 61
72 Fairleigh Dickinson 61
64 Robert Morris 68
67 St. Francis (Pa.) 58
51 St. Francis (N.Y.) ■....61
79 Iona....91

Nickname: Blackbirds
Colors: Black, Silver & Royal Blue
Arena: Wellness, Recreation and Athletic Center
Capacity: 2,500; Year Built: 2006
AD: John Suarez
SID: Shawn Sweeney

LONGWOOD
Farmville, VA 23909-1899 II

Coach: Pamela Bass, Brown 1991

2006-07 RESULTS (8-21)

66 American....59
67 Norfolk St. ■ 55
52 North Fla. ■....45
27 William & Mary 70
50 UNC Greensboro....81
63 N.C. A&T....79
56 Campbell ■....54
33 Ohio St. 68
45 Wright St. 52
52 Md.-East. Shore ■....59
49 UMBC ■....57
44 Gardner-Webb....66
68 Indiana St. † 79
55 Lipscomb †....53
62 Robert Morris ■ 92
43 VCU....69
48 Liberty 82
41 High Point....59
47 Radford 61
55 Savannah St. ■ 40
51 Charleston So. ■....59
39 Elon....48
65 Columbia Union ■....39
42 James Madison ■....80
41 Savannah St. 56
69 Winston-Salem ■ 65
38 NJIT....50
46 Georgia Tech....75
63 Kennesaw St. 80

Nickname: Lancers
Colors: Blue & White
Arena: Willett Hall
Capacity: 2,522; Year Built: 1980
AD: Troy Austin
SID: Greg Prouty

LORAS
Dubuque, IA 52004-0178 III

Coach: Shauna Green, Canisius 2002

2006-07 RESULTS (17-10)

46 Upper Iowa....68
69 Clarke....54
63 Wis.-Platteville † 70
46 Simpson....71
71 Elmhurst 60
83 Ashford ■....55
52 Carthage....58
76 Neb. Wesleyan ■....49
60 Ripon †....69
69 Roanoke †....79
63 Luther ■ 54
63 Central (Iowa) ■ 52
52 Coe....57
80 Buena Vista....72
56 Cornell College....47
45 Wartburg ■ 48
57 Dubuque....38
38 Luther 58
73 Simpson ■....70
64 Central (Iowa)....50
64 Wartburg....59
65 Dubuque ■....44
60 Coe ■....57
60 Cornell College ■ 47
69 Buena Vista ■....63
72 Simpson ■....64
47 Luther 60

Nickname: Duhawks
Colors: Purple & Gold
Arena: Loras Fieldhouse
Capacity: 1,200; Year Built: 1923

AD: Chad Walthall
SID: Tim Calderwood

LOUISIANA COL.

Pineville, LA 71360-0001 III

Coach: Robin Potera-Haskins, Evangel 1984

2006-07 RESULTS (8-16)

45 Austin † 69
66 Dallas 72
58 Concordia (Tex.) ■ 70
61 Mary Hardin-Baylor ■ 67
48 Hardin-Simmons 88
53 McMurry 95
84 Millsaps 55
91 Schreiner ■ 66
75 Texas Lutheran ■ 56
61 McNeese St. 57
34 Howard Payne 71
70 Sul Ross St. 51
50 Texas-Tyler ■ 69
46 Texas-Dallas ■ 52
41 Mississippi Col. ■ 56
57 Ozarks (Ark.) 79
46 East Tex. Baptist ■ 72
72 LeTourneau ■ 63
51 East Tex. Baptist 77
62 LeTourneau 48
54 Mississippi Col. 59
63 Ozarks (Ark.) ■ 59
56 Texas-Tyler 99
57 Texas-Dallas 67

Nickname: Wildcats
Colors: Orange & Blue
Arena: H.O. West
Capacity: 4,800; Year Built: 1967
AD: Tim Whitman
SID: Alex Goodling

LA.-LAFAYETTE

Lafayette, LA 70506 I

Coach: Meredith Hall, VCU 1998

2006-07 RESULTS (25-9)

59 Texas St. † 39
59 Texas 69
68 Md.-East. Shore † 36
31 LSU 65
65 Tex.-Pan American 52
57 Hampton 44
86 Bethune-Cookman † 23
83 South Carolina 68
82 Texas Southern 48
49 UTEP 70
77 New Orleans 51
58 Arkansas St. ■ 65
59 Tex.-Pan American ■ 53
65 Ark.-Little Rock ■ 61
52 La.-Monroe 55
72 Denver ■ 52
84 Florida Int'l ■ 73
85 North Texas 76
77 Western Ky. 64
69 South Ala. ■ 61
89 Troy ■ 66
79 Fla. Atlantic 61
57 Middle Tenn. 84
82 Savannah St. ■ 51
75 New Orleans ■ 47
61 Arkansas St. 77
58 La.-Monroe ■ 43
67 Denver 55
75 Florida Int'l 52
75 North Texas ■ 59
67 Florida Int'l ■ 49
62 Arkansas St. ■ 59
67 Middle Tenn. ■ 77
58 Marquette † 87

Nickname: Ragin' Cajuns
Colors: Vermilion & White
Arena: E.K. Long Gym
Capacity: 1,121; Year Built: 1932
AD: David Walker
SID: Daryl Cetnar

LA.-MONROE

Monroe, LA 71209-3000 I

Coach: Mona Martin, Northwestern St. 1976

2006-07 RESULTS (14-16)

71 McNeese St. 53
54 Arkansas 62
80 UAB 73
69 Memphis 50
52 UMKC † 50
55 Tex.-Pan American † 51
64 Southern Miss. ■ 63
74 Centenary (La.) 71
83 Northwestern St. ■ 39
58 Louisiana Tech ■ 54
61 Southern Ark. ■ 46
58 Ark.-Little Rock ■ 66
59 Middle Tenn. 103
55 La.-Lafayette ■ 52
64 Arkansas St. ■ 80
33 Denver 51
61 New Orleans ■ 47
76 Fla. Atlantic 72
48 Florida Int'l ■ 59
61 South Ala. 56
39 Troy ■ 52
69 Western Ky. 78
49 Ark.-Little Rock 52
70 Middle Tenn. ■ 83
67 North Texas ■ 71
43 La.-Lafayette 58
54 Arkansas St. 72
52 Denver ■ 65
69 New Orleans 79
56 Arkansas St. 69

Nickname: Warhawks
Colors: Maroon & Gold
Arena: Fant-Ewing Coliseum
Capacity: 8,000; Year Built: 1971
AD: Bobby Staub
SID: Judy Willson

LSU

Baton Rouge, LA 70893 I

Coaches: Pokey Chatman, LSU 1991 and Bob Starkey

2006-07 RESULTS (30-8)

64 West Virginia ■ 25
88 Howard ■ 44
70 Virginia Tech ■ 40
65 La.-Lafayette ■ 31
59 Tulane 39
60 Baylor 64
61 Tulsa † 37
105 Eastern Wash. † 52
65 New Orleans 45
80 Detroit ■ 44
75 Ohio St. ■ 51
65 Michigan St. 50
83 McNeese St. ■ 28
61 Louisiana Tech † 44
60 South Fla. 48
57 Georgia ■ 55
74 Mississippi 77
77 Mississippi St. 50
76 Kentucky ■ 58
61 Alabama 45
70 Arkansas ■ 53
65 Auburn ■ 45
51 Georgia 53
49 South Carolina 46
79 Florida ■ 66
71 Connecticut ■ 72
86 Arkansas 65
51 Tennessee ■ 56
58 Vanderbilt 68
70 Alabama ■ 27
52 Mississippi † 46
63 Tennessee † 54
45 Vanderbilt † 51
77 UNC Asheville † 39
49 West Virginia † 43
55 Florida St. † 43
73 Connecticut † 50
35 Rutgers † 59

Nickname: Lady Tigers
Colors: Purple & Gold
Arena: Maravich Assembly Center
Capacity: 13,468; Year Built: 1972
AD: Skip Bertman
SID: Brian Miller

LOUISIANA TECH

Ruston, LA 71272 I

Coach: Chris Long, Southern Miss. 1991

2006-07 RESULTS (17-13)

60 Western Ky. ■ 73
55 Stephen F. Austin 65
77 Iowa 59
84 Eastern Ky. † 86
70 Grambling † 50
50 Tennessee ■ 71
59 Arizona 74
61 Kansas St. ■ 64
54 La.-Monroe 58
60 Mississippi St. 54
66 Alabama ■ 57
86 Rice ■ 58
44 LSU † 61
65 San Jose St. 52
64 Hawaii 53
47 Boise St. ■ 68
69 Utah St. ■ 54
54 Nevada ■ 55
87 Idaho 66
78 Fresno St. ■ 40
73 Nevada 62
79 Boise St. 63
71 San Jose St. ■ 61
59 Hawaii ■ 60
69 New Mexico St. 53
78 Idaho ■ 71
57 Fresno St. 72
71 Utah St. 58
74 New Mexico St. ■ 56
57 New Mexico St. 63

Nickname: Lady Techsters
Colors: Red & Blue
Arena: Thomas Assembly Center
Capacity: 8,000; Year Built: 1982
AD: Jim M. Oakes
SID: Malcolm Butler

LOUISVILLE

Louisville, KY 40292 I

Coach: Tom Collen, Bowling Green 1990

2006-07 RESULTS (27-8)

81 Dayton ■ 54
69 Winthrop ■ 45
102 Memphis ■ 64
89 Furman ■ 44
72 UC Santa Barb. 66
82 Northern Colo. 52
63 Xavier 59
83 Kentucky ■ 75
70 Western Ky. ■ 58
67 Cincinnati ■ 62
80 Belmont ■ 51
80 Butler ■ 77
77 Florida 60
93 Eastern Ill. ■ 75
77 Sacramento St. ■ 42
94 Providence 106
88 Seton Hall ■ 67
57 Georgetown 54
58 South Fla. 74
53 Rutgers ■ 50
72 Pittsburgh ■ 59
64 Villanova 59
86 DePaul ■ 68
55 Notre Dame 64
98 Syracuse ■ 50
56 Connecticut 84
54 Marquette 65
91 St. John's (N.Y.) ■ 62
68 Syracuse 56
71 West Virginia ■ 76
68 St. John's (N.Y.) † 54
68 West Virginia † 56
50 Connecticut 76
80 BYU † 54
58 Arizona St. † 67

Nickname: Cardinals
Colors: Red, Black & White
Arena: Freedom Hall
Capacity: 18,865; Year Built: 1957
AD: Thomas M. Jurich
SID: Kim Pemberton

LOYOLA (ILL.)

Chicago, IL 60611 I

Coach: Shannon Reidy, Lake Forest 1994

2006-07 RESULTS (7-21)

60 Northwestern ■ 78
66 Illinois St. ■ 77
59 Illinois 87
54 North Texas 92
71 Indiana St. 101
74 Valparaiso ■ 77
59 Bradley 79
73 Dayton 69
70 Syracuse † 77
70 DePaul † 97
72 Milwaukee 73
71 Green Bay 87
67 Youngstown St. ■ 55
57 Cleveland St. ■ 80
76 Wright St. 69
73 Butler 79
79 Chicago St. 73
57 Ill.-Chicago ■ 74
78 Detroit ■ 68
74 Cleveland St. 61
64 Youngstown St. 66
67 Butler ■ 71
60 Wright St. ■ 66
63 Ill.-Chicago 72
73 Detroit 61
60 Green Bay ■ 78
66 Milwaukee ■ 80
68 Detroit ■ 75

Nickname: Ramblers
Colors: Maroon & Gold
Arena: Joseph Gentile Center
Capacity: 5,200; Year Built: 1996
AD: John Planek
SID: Leo Krause

LOYOLA (MD.)

Baltimore, MD 21210 I

Coach: Joe Logan, Loyola (Md.) 1996

2006-07 RESULTS (18-12)

69 Columbia 75
66 Drexel 57
56 UMBC 58
49 Hartford ■ 65
73 Towson ■ 75
65 Mt. St. Mary's 61
81 St. Francis (Pa.) 64
50 Marist 60
70 Rider 59
55 Maryland ■ 110
61 Villanova 54
75 Penn ■ 63
60 Siena ■ 53
54 Fairfield ■ 57
66 Manhattan 56
71 Siena 54
91 Niagara ■ 53

61 Manhattan ■ 45
73 Iona ■ 68
51 Fairfield 63
53 Canisius 61
65 Niagara 55
72 St. Peter's ■ 61
74 Rider ■ 55
62 Marist ■ 55
49 Iona 64
59 Canisius ■ 63
74 St. Peter's 53
63 Canisius † 60
58 Iona † 62

Nickname: Greyhounds
Colors: Green & Grey
Arena: Reitz Arena
Capacity: 3,000; Year Built: 1984
AD: Joseph Boylan
SID: Sara Day

LOYOLA MARYMOUNT

Los Angeles, CA 90045-8235 I

Coach: Julie Wilhoit, Marian (Ind.) 1985

2006-07 RESULTS (19-12)

61 Stanford 88
56 Toledo † 53
65 Xavier 75
61 Long Beach St. ■ 38
67 American ■ 62
52 Texas A&M ■ 77
64 Cal Poly 62
59 UC Irvine 79
79 Hawaii ■ 69
63 UC Santa Barb. 58
58 Northern Ariz. ■ 74
65 Fresno St. 60
85 Colgate † 57
55 Iowa St. 71
56 Gonzaga ■ 60
54 Portland ■ 34
70 San Francisco 64
49 San Diego 50
52 Pepperdine ■ 35
59 St. Mary's (Cal.) ■ 64
67 Santa Clara ■ 52
74 Portland 52
56 Gonzaga 66
60 San Diego ■ 69
65 San Francisco ■ 52
63 Pepperdine 52
65 Santa Clara 56
76 St. Mary's (Cal.) 61
65 Santa Clara † 49
64 Pepperdine † 61
47 Gonzaga † 64

Nickname: Lions
Colors: Crimson & Navy Blue
Arena: Albert Gersten Pavilion
Capacity: 4,156; Year Built: 1982
AD: William S. Husak
SID: Carolyn French

LUTHER

Decorah, IA 52101-1045 III

Coach: Jane Hildebrand, Luther 1974

2006-07 RESULTS (24-5)

68 Neb. Wesleyan ■ 37
65 Grand View ■ 54
59 Wis.-Whitewater 82
76 Buena Vista ■ 68
50 Waldorf ■ 40
59 St. Ambrose 71
62 Pt. Loma Nazarene 75
82 Suffolk † 42
63 Kenyon † 46
54 Loras 63
74 Wartburg 63
55 Cornell College ■ 41
66 Simpson ■ 42
73 Dubuque ■ 35
65 Central (Iowa) 47
50 Wartburg ■ 35
58 Loras ■ 38
57 Coe 46
61 Simpson 55
65 Dubuque 42
61 Coe ■ 43
78 Buena Vista 67
78 Central (Iowa) ■ 63
75 Cornell College 52
56 Buena Vista ■ 44
60 Loras ■ 47
72 Concordia (Wis.) ■ 51
74 Carroll (Wis.) ■ 50
58 Washington-St. Louis ■ 59

Nickname: Norse
Colors: Blue & White
Arena: Luther Field House
Capacity: 3,500; Year Built: 1964
AD: Joe Thompson
SID: Dave Blanchard

LYCOMING

Williamsport, PA 17701-5192 III

Coach: Christen Ditzler, Frank. & Marsh. 1989

2006-07 RESULTS (8-17)

55 Potsdam St. † 64
88 Purchase St. † 84
72 Misericordia ■ 68
71 Elizabethtown ■ 77
67 Wilkes 75
56 Drew ■ 76
54 Lebanon Valley 53
53 Buffalo St. † 57
70 Penn St. Tech † 64
70 Penn St.-Altoona 67
46 Brockport St. ■ 60
58 Rowan ■ 63
48 Scranton 77
50 FDU-Florham 62
62 Lincoln (Pa.) 75
42 King's (Pa.) ■ 64
63 Delaware Valley ■ 65
64 DeSales 90
63 FDU-Florham ■ 53
67 Wilkes ■ 60
45 Drew 70
51 King's (Pa.) 90
58 DeSales ■ 74
39 Scranton ■ 65
80 Delaware Valley 64

Nickname: Warriors
Colors: Blue & Gold
Arena: Lamade Gymnasium
Capacity: 2,300; Year Built: 1979
AD: Frank L. Girardi
SID: James Nekoloff

LYNCHBURG

Lynchburg, VA 24501-3199 III

Coach: Stephanie Tobey, Bryant 2002

2006-07 RESULTS (7-19)

59 New Jersey City 71
65 Baruch † 89
69 Roanoke 83
75 Emory & Henry ■ 60
81 Randolph ■ 63
42 Carthage † 74
69 Carnegie Mellon † 89
55 East. Mennonite ■ 70
57 Bridgewater (Va.) ■ 75
55 Guilford ■ 67
68 Wash. & Lee ■ 76
71 Roanoke ■ 74
44 Va. Wesleyan 69
55 Guilford 41
70 Emory & Henry 59
101 Hollins ■ 37
66 Bridgewater (Va.) 74
48 East. Mennonite 65
44 Randolph-Macon ■ 62
45 Va. Wesleyan ■ 63
83 Hollins 29
75 Mary Baldwin ■ 81
73 Randolph 53
58 Randolph-Macon 83
64 Wash. & Lee 80
59 Randolph-Macon † 70

Nickname: Hornets
Colors: Grey & Crimson
Arena: Turner Gym
Capacity: 2,400; Year Built: 1970
AD: Jack M. Toms
SID: Mike Carpenter

LYNN

Boca Raton, FL 33431 II

Coach: Pam DeCosta, Metro St. 1990

2006-07 RESULTS (17-11)

68 P.R.-Mayaguez † 57
95 P.R.-Rio Piedras ■ 39
81 Mo.-Rolla † 78
40 Washburn 90
74 Fla. Southern ■ 67
64 Palm Beach Atl. 47
73 Wilmington (Del.) ■ 67
51 Evangel ■ 42
89 Northwood (Fla.) ■ 40
61 NYIT ■ 48
68 Florida Tech 80
68 Eckerd 58
70 Fla. Gulf Coast ■ 92
53 Rollins ■ 69
58 Nova Southeastern 62
54 Tampa 70
52 Barry ■ 48
63 St. Leo 74
53 Northwood (Fla.) 58
59 Florida Tech ■ 68
61 Eckerd ■ 59
60 Fla. Southern 56
54 Rollins 81
79 Nova Southeastern ■ 64
74 Tampa ■ 62
68 Barry 64
68 St. Leo ■ 60
38 Barry ■ 73

Nickname: Fighting Knights
Colors: Royal Blue & White
Arena: De Hoernle Center
Capacity: 1,000; Year Built: 1993
AD: Kristen Moraz
SID: Chad Beattie

MACALESTER

St. Paul, MN 55105 III

Coach: Ellen Thompson, St. Thomas (Minn.) 1991

2006-07 RESULTS (7-18)

36 Elmhurst † 53
70 Caltech 42
30 Gust. Adolphus 46
43 St. Catherine 70
46 St. Mary's (Minn.) 54
45 St. Thomas (Minn.) 52
52 Wis.-River Falls ■ 46
57 Concordia-M'head ■ 52
59 Augsburg ■ 53
42 St. Benedict ■ 76
61 St. Olaf ■ 56
50 Bethel (Minn.) ■ 68
59 Carleton ■ 70
50 Hamline ■ 65
42 Gust. Adolphus ■ 58
45 St. Catherine ■ 66
64 St. Mary's (Minn.) ■ 47
48 St. Thomas (Minn.) ■ 67
52 Concordia-M'head 73
80 Augsburg 76
42 St. Benedict 64
52 St. Olaf 58
51 Bethel (Minn.) 63
52 Carleton 61
67 Hamline 68

Nickname: Scots
Colors: Orange & Blue
Arena: Macalester Gymnasium
Capacity: 600; Year Built: 1933
AD: Travis Feezell
SID: Andy Johnson

MACMURRAY

Jacksonville, IL 62650-2590 III

Coach: Teri Johnson, Lakeland 2000

2006-07 RESULTS (5-20)

26 North Park † 77
39 Lakeland 69
50 Grinnell ■ 54
44 Knox 54
60 Ill. Wesleyan ■ 75
60 Lincoln Christian 52
56 Webster 64
71 Illinois Col. ■ 87
69 Westminster (Mo.) ■ 59
45 Principia ■ 41
60 Greenville 77
52 Fontbonne 86
51 Eureka 63
65 Blackburn ■ 55
59 Maryville (Mo.) 81
48 Clarke ■ 65
54 Webster ■ 61
59 Lincoln Christian ■ 65
63 Principia 72
61 Westminster (Mo.) 64
41 Eureka ■ 59
50 Greenville ■ 63
45 Fontbonne ■ 88
76 Blackburn 69
54 Maryville (Mo.) ■ 91

Nickname: Highlanders
Colors: Scarlet & Navy
Arena: Bill Wall Gym
Capacity: 1,500; Year Built: 1975
AD: Kevin Haslam
SID: Shelley Whitaker

MAINE

Orono, ME 04469-5747 I

Coach: Ann McInerney, Assumption 1989

2006-07 RESULTS (13-15)

66 William & Mary ■ 46
60 Middle Tenn. † 87
69 Princeton † 63
62 Brown ■ 51
80 Clemson ■ 78
72 Dartmouth 61
64 Holy Cross 72
49 St. Joseph's 69
34 Boston College 63
66 Virginia 86
79 Northwestern St. † 63
64 New Hampshire ■ 47
57 Albany (N.Y.) 52
49 Binghamton 54
57 Vermont 71
66 Stony Brook ■ 79
78 Boston U. ■ 73
74 UMBC 66
50 Hartford ■ 66
55 New Hampshire 65
71 Albany (N.Y.) ■ 63
59 Binghamton ■ 56
74 Vermont ■ 80
61 Boston U. 63
79 UMBC ■ 72
40 Hartford 58
56 Stony Brook 67
57 Vermont † 70

Nickname: Black Bears
Colors: Blue & White
Arena: Alfond Sports Arena

Capacity: 5,712; Year Built: 1977
AD: Blake James
SID: Doug DeBiase

ME.-FARMINGTON

Farmington, ME 04938 III

Coach: Jamie Beaudoin, Me.-Farmington 1997

2006-07 RESULTS (25-4)

75 Bridgewater St. † 66
49 Southern Me. 57
89 St. Joseph's (Me.) 51
75 Thomas (Me.) ■ 50
56 Bates 66
89 Wheelock ■ 38
73 Bay Path ■ 22
75 New England ■ 59
75 Plymouth St. 65
46 Bowdoin ■ 65
71 Elms 41
86 Becker 37
55 Castleton ■ 54
73 Johnson St. ■ 38
77 Wheelock 29
66 Maine Maritime ■ 62
80 Thomas (Me.) 43
77 Husson 54
76 Colby ■ 48
91 Lesley ■ 62
53 Maine Maritime 46
86 Mount Ida ■ 55
70 Husson ■ 50
78 Lasell 62
81 Mount Ida 58
81 Johnson St. ■ 56
60 Husson ■ 45
61 Maine Maritime ■ 58
66 Brandeis † 90

Nickname: Beavers
Colors: Maroon & White
Arena: Dearborn Gym
Capacity: 600; Year Built: 1963
AD: Julie Davis
SID: Pat McBride

MAINE MARITIME

Castine, ME 04420 III

Coach: Craig Dagan, Massachusetts 1997

2006-07 RESULTS (25-4)

113 Maritime (N.Y.) ■ 16
67 Cal Maritime ■ 43
66 Colby ■ 50
85 Lesley 48
72 Mount Ida 39
69 Husson ■ 53
71 Becker ■ 42
89 Elms ■ 33
78 Worcester St. † 73
77 Keene St. 74
77 Me.-Presque Isle ■ 35
57 Johnson St. 45
62 Castleton 49
51 Bowdoin 49
71 St. Joseph's (Me.) ■ 46
62 Me.-Farmington 66
56 Husson 46
69 Thomas (Me.) ■ 50
66 Lasell ■ 50
87 Mount Ida ■ 60
46 Me.-Farmington ■ 53
76 Wheelock 39
67 Thomas (Me.) 59
91 Bay Path ■ 50
78 Wheelock ■ 38
79 Becker ■ 54
53 Castleton † 38
58 Me.-Farmington 61
51 Keene St. † 61

Nickname: Lady Mariners
Colors: Royal Blue & Gold
Arena: Smith Gymnasium
Capacity: 1,000; Year Built: 1965
AD: James Dyer
SID: David Patterson

MANCHESTER

North Manchester, IN 46962 III

Coach: Josh Dzurick, Tiffin 1998

2006-07 RESULTS (21-7)

49 Westminster (Pa.) ■ 45
44 Albion 62
56 St. Mary's (Ind.) 53
63 Muskingum ■ 61
53 Defiance ■ 50
69 Mt. St. Joseph 63
55 Transylvania 65
77 Tri-State ■ 64
48 Wittenberg ■ 55
60 Ill. Wesleyan 68
63 Trinity (Tex.) 77
57 Bethel (Minn.) † 66
79 Hanover ■ 36
70 Franklin 58
68 Bluffton 55
56 Rose-Hulman ■ 48
63 Anderson (Ind.) 53
61 Mt. St. Joseph ■ 48
53 Defiance 42
71 Transylvania ■ 66
58 Franklin ■ 29
76 Bluffton ■ 51
59 Hanover 42
63 Anderson (Ind.) ■ 55
64 Rose-Hulman 62
45 Anderson (Ind.) ■ 40
70 Transylvania ■ 69
52 Washington-St. Louis † 54

Nickname: Spartans
Colors: Black & Gold
Arena: Stauffer-Wolfe Arena
Capacity: 1,700; Year Built: 1983
AD: Tom Jarman
SID: Doug Shoemaker

MANHATTAN

Riverdale, NY 10471 I

Coach: Myndi Hill, Heidelberg 1991

2006-07 RESULTS (11-20)

46 Providence ■ 52
70 Fairleigh Dickinson ■ 61
45 Buffalo † 61
65 Columbia † 51
61 Hartford ■ 57
54 Fordham 63
54 Quinnipiac ■ 59
52 Siena 42
30 Marist 70
65 Vermont 74
38 Marquette 89
46 Villanova 62
62 Iona ■ 72
51 Niagara ■ 70
56 Loyola (Md.) ■ 66
55 Iona 59
58 Penn ■ 61
83 Rider 75
45 Loyola (Md.) 61
56 Canisius ■ 55
53 St. Peter's 75
74 Fairfield 61
51 Marist ■ 71
49 Fairfield ■ 59
72 St. Peter's ■ 50
52 Canisius 56
70 Niagara 67
78 Rider ■ 66
57 Siena ■ 71
57 Niagara † 53
42 Marist † 55

Nickname: Lady Jaspers
Colors: Kelly Green & White
Arena: Draddy Gymnasium
Capacity: 2,345; Year Built: 1979
AD: Robert J. Byrnes
SID: Michael Antonaccio

MANHATTANVILLE

Purchase, NY 10577 III

Coach: Candice Brown, Marymount (Va.) 2002

2006-07 RESULTS (7-19)

70 Drew 74
60 Emerson † 68
70 Staten Island 57
51 New York U. 87
61 Mt. St. Vincent 69
47 Stevens Institute ■ 50
61 Mt. St. Mary (N.Y.) 58
59 St. Joseph's (Me.) ■ 48
46 North Park ■ 64
56 Old Westbury 59
50 Oneonta St. ■ 54
77 St. Joseph's (L.I.) ■ 58
66 Merchant Marine ■ 49
43 Stevens Institute 60
72 Baruch 81
61 Old Westbury ■ 62
71 Farmingdale St. 79
69 FDU-Florham ■ 86
62 Mt. St. Vincent ■ 71
70 Centenary (N.J.) 69
55 St. Joseph's (L.I.) 49
55 Mt. St. Mary (N.Y.) ■ 69
66 Merchant Marine 72
66 Farmingdale St. ■ 86
79 Centenary (N.J.) ■ 86
51 Mt. St. Mary (N.Y.) 69

Nickname: Valiants
Colors: Red & White
Arena: Kennedy Gymnasium
Capacity: 700; Year Built: 1947
AD: Keith Levinthal
SID: Michael LaPlaca

MANSFIELD

Mansfield, PA 16933 II

Coach: Ruth Hermansen, Mercyhurst 1991

2006-07 RESULTS (13-14)

64 Alderson-Broaddus 53
76 Houghton ■ 47
72 Messiah ■ 56
68 Clarion ■ 54
64 Indiana (Pa.) ■ 69
76 Post ■ 71
60 Mercyhurst 68
63 Lock Haven 68
46 Shippensburg 70
67 Goldey-Beacom 73
58 Dowling 62
55 California (Pa.) 69
61 Millersville ■ 57
63 Edinboro ■ 54
56 Slippery Rock ■ 48
63 Kutztown ■ 55
81 Cheyney 75
63 West Chester 70
77 East Stroudsburg 84
64 Bloomsburg ■ 54
33 Millersville 69
35 Kutztown 59
72 Cheyney ■ 66
84 West Chester ■ 74
62 East Stroudsburg ■ 70
69 Bloomsburg 72
45 East Stroudsburg 66

Nickname: Mountaineers
Colors: Red & Black
Arena: Decker Gymnasium
Capacity: 2,500; Year Built: 1970
AD: Roger N. Maisner
SID: Steve McCloskey

MARANATHA BAPTIST

Watertown, WI 53094-0000 III

Coach: Clayton Morrison, Maranatha Baptist 1987

2006-07 RESULTS (13-18)

62 Grace Bible (Mich.) 58
64 Lincoln Christian † 52
87 Emmaus ■ 37
67 Northland Baptist ■ 48
55 Edgewood ■ 73
67 Dominican (Ill.) 66
66 Aurora ■ 83
43 Concordia Chicago ■ 71
61 Rockford ■ 76
37 Concordia (Wis.) 80
47 Cardinal Stritch 89
70 Benedictine (Ill.) 85
81 Moody Bible ■ 62
47 Lakeland ■ 60
78 Wis. Lutheran ■ 85
69 Alverno 55
52 Edgewood 61
65 Marian (Wis.) 79
86 Dominican (Ill.) ■ 74
69 Concordia Chicago 98
56 Rockford 57
69 Concordia (Wis.) ■ 83
47 Benedictine (Ill.) ■ 77
55 Aurora 77
73 Wis. Lutheran 81
87 Northland Baptist ■ 62
86 Grace Bible (Mich.) † 73
69 S'western Aly God † 41
78 Mid-America Bible † 67
58 Phila. Biblical † 54
63 Ky. Christian † 75

Nickname: Crusaders
Colors: Navy Blue & Gold
Arena: Maranatha Gymnasium
Capacity: 800; Year Built: 1976
AD: Rob Thompson
SID: Robert Thompson

MARIAN (WIS.)

Fond Du Lac, WI 54935-4699 III

Coach: Doug Neumann, Buena Vista 1985

2006-07 RESULTS (14-11)

114 Valley Forge Chrst. † 32
64 Wilson 26
49 Lawrence ■ 69
46 Gust. Adolphus † 74
62 Austin † 79
82 Silver Lake ■ 19
77 Alverno 27
57 Edgewood 77
81 Dominican (Ill.) ■ 66
66 Concordia Chicago ■ 69
73 Aurora ■ 61
69 Rockford 59
40 Concordia (Wis.) 72
66 Benedictine (Ill.) ■ 62
69 Lakeland ■ 78
52 Wis. Lutheran 60
61 Alverno ■ 48
79 Maranatha Baptist ■ 65
58 Edgewood ■ 55
55 Aurora 73
61 Dominican (Ill.) 54
66 Concordia Chicago 60
50 Rockford ■ 47
55 Concordia (Wis.) ■ 68
50 Lakeland 57

Nickname: Sabres
Colors: Blue, White & Scarlet
Arena: Howard Sadoff Gym
Capacity: 1,000; Year Built: 1982
AD: Doug Hammonds
SID: Chris Zills

MARIETTA

Marietta, OH 45750 III

Coach: Ted Eskildsen, Belmont Abbey 1972

2006-07 RESULTS (2-23)

70	Fredonia St. †	83
55	Waynesburg †	67
70	Thiel	77
42	Wash. & Jeff. ■	71
60	Myers ■	52
63	Ohio Northern ■	81
53	Otterbein	90
55	Wilmington (Ohio)	80
53	Baldwin-Wallace ■	71
44	DeSales †	77
57	SUNYIT †	50
44	Mount Union	67
52	John Carroll	76
43	Muskingum	88
46	Heidelberg	59
40	Capital ■	77
50	Ohio Northern	90
27	Otterbein ■	81
34	Wilmington (Ohio) ■	64
61	Capital	69
45	Heidelberg ■	57
75	Muskingum ■	79
45	John Carroll ■	60
45	Mount Union ■	52
39	Baldwin-Wallace	84

Nickname: Pioneers
Colors: Navy Blue & White
Arena: Ban Johnson Gymnasium
Capacity: 1,457; Year Built: 1929
AD: Debora Lazorik
SID: Dan May

MARIST

Poughkeepsie, NY 12601-1387 I

Coach: Brian Giorgis, Cortland St. 1977

2006-07 RESULTS (29-6)

82	Stony Brook ■	72
50	Duke	71
64	Villanova	69
77	Dartmouth ■	41
88	Fordham ■	38
71	Brown	53
57	Bucknell	38
60	Loyola (Md.) ■	50
70	Manhattan ■	30
74	Harvard	68
52	Yale	67
76	Liberty †	43
60	Maryland	86
74	Fairfield	52
84	Rider	59
63	Canisius	54
65	Niagara	52
73	St. Peter's ■	34
70	Iona ■	49
58	Siena ■	46
80	Niagara ■	59
69	St. Peter's	58
71	Manhattan	51
66	Canisius ■	50
68	Siena	47
55	Loyola (Md.)	62
75	Rider ■	57
59	Iona	51
72	Fairfield ■	53
55	Manhattan †	42
71	Siena †	59
64	Iona †	57
67	Ohio St. †	63
73	Middle Tenn. †	59
46	Tennessee †	65

Nickname: Red Foxes
Colors: Red & White
Arena: James J. McCann Center
Capacity: 3,944; Year Built: 1977
AD: Timothy S. Murray
SID: Mike Ferraro

MARQUETTE

Milwaukee, WI 53233 I

Coach: Terri Mitchell, Duquesne 1989

2006-07 RESULTS (26-7)

78	Washington ■	61
76	Virginia	84
67	Green Bay ■	63
74	Western Mich. †	61
65	Auburn †	61
73	Xavier †	53
74	Milwaukee	63
78	Rice	62
74	West Virginia ■	50
64	Oakland	51
74	Gonzaga ■	60
89	Manhattan ■	38
67	Navy ■	40
80	South Dakota St.	63
79	Syracuse ■	55
82	DePaul	79
87	Pittsburgh	91
76	Villanova ■	70
79	Providence	77
71	Notre Dame ■	62
76	Cincinnati	59
56	Rutgers	66
48	Connecticut ■	52
67	Georgetown	52
69	St. John's (N.Y.) ■	58
65	Louisville ■	54
58	Seton Hall	63
75	South Fla. ■	63
69	St. John's (N.Y.)	60
61	Pittsburgh †	51
55	Rutgers †	63
87	La.-Lafayette †	58
47	Oklahoma †	78

Nickname: Golden Eagles
Colors: Blue & Gold
Arena: US Cellular Arena
Capacity: 8,946; Year Built: 1950
AD: Steven Cottingham
SID: Blain Fowler

MARS HILL

Mars Hill, NC 28754 II

Coach: Jennifer Nance, Baldwin-Wallace 2001

2006-07 RESULTS (14-14)

67	Augusta St.	68
71	S.C.-Aiken †	70
66	Johnson C. Smith	64
68	Brevard ■	51
87	S.C. Upstate	82
47	UNC Asheville	62
72	Bluefield St.	51
87	Ashland ■	88
85	Limestone	79
67	Charleston (W.V.) ■	80
64	Presbyterian	61
74	Newberry ■	62
63	Carson-Newman	86
74	Lenoir-Rhyne ■	90
69	Catawba	77
63	Wingate	73
72	Lincoln Memorial ■	50
90	Tusculum ■	78
75	Brevard	45
89	Presbyterian ■	65
47	Newberry	63
79	Carson-Newman ■	60
81	Lincoln Memorial	67
86	Catawba ■	92
77	Wingate ■	85
68	Tusculum	93
70	Lenoir-Rhyne	72
60	Newberry	64

Nickname: Lions
Colors: Royal Blue & Gold
Arena: Stanford Arena
Capacity: 2,300; Year Built: 1969
AD: David Riggins
SID: Rick Baker

MARSHALL

Huntington, WV 25755 I

Coach: Royce Chadwick, Southwestern Okla. 1980

2006-07 RESULTS (15-15)

74	Navy	47
61	Southern U. ■	50
72	Robert Morris ■	64
65	Morehead St. ■	62
54	Monmouth †	65
59	Drake †	58
49	Maryland ■	68
57	Houston ■	41
58	Virginia ■	75
71	Ohio	74
62	Wright St. ■	54
70	Niagara	80
67	Richmond	66
51	East Caro.	73
62	UCF ■	58
96	Southern Miss. ■	83
79	Rice	83
69	Memphis	50
75	UAB	69
54	West Virginia †	76
69	East Caro. ■	59
73	Memphis ■	60
55	UAB ■	62
58	Tulsa	74
48	SMU	65
64	Tulane ■	67
57	UTEP ■	64
64	UCF	46
44	Southern Miss.	82
58	Houston †	71

Nickname: Thundering Herd
Colors: Green & White
Arena: Cam Henderson Center
Capacity: 9,043; Year Built: 1981
AD: Robert K. (Bob) Marcum
SID: Brandon Parro

MARTIN LUTHER

New Ulm, MN 56073-3965 III

Coach: Gene Pfeifer, Martin Luther 1981

2006-07 RESULTS (4-21)

40	Valley City St.	82
38	Jamestown †	74
42	St. Mary's (Minn.)	52
60	Dubuque	69
52	Buena Vista ■	78
40	Dakota St.	83
54	Bethany Lutheran ■	72
56	Mayville St. ■	70
54	Sioux Falls ■	81
45	Hamline	81
45	Presentation ■	68
40	Minn.-Morris ■	65
66	North Central (Minn.)	57
39	Northwestern (Minn.)	59
69	Crown (Minn.)	37
48	St. Scholastica ■	64
55	Northland ■	60
48	Crown (Minn.) ■	31
47	Northland	63
50	St. Scholastica	70
48	Minn.-Morris	74
49	Presentation	82
67	North Central (Minn.) ■	48
50	Northwestern (Minn.) ■	62
53	Bethany Lutheran	84

Nickname: Knights
Colors: Black, Red & White
Arena: Luther Student Center
Capacity: 1,500; Year Built: 1967
AD: James M. Unke
SID: Tom Rosenow

MARY BALDWIN

Staunton, VA 24401 III

Coach: John Stuart, Va. Wesleyan 1979

2006-07 RESULTS (12-15)

69	Marywood †	56
37	Susquehanna	63
73	Randolph	65
68	Peace ■	71
76	Ferrum ■	90
64	Chris. Newport	84
43	East. Mennonite ■	58
53	Greensboro	66
76	Chatham ■	47
39	Mary Washington	90
54	Marymount (Va.) ■	78
53	Hood	55
54	Wash. & Lee	64
52	Notre Dame (Md.)	68
70	Averett ■	80
80	Trinity (D.C.) ■	64
87	Meredith ■	69
81	Hood ■	71
81	Wilson ■	53
76	Notre Dame (Md.) ■	82
64	Trinity (D.C.)	68
62	Methodist	57
81	Lynchburg	75
62	Chatham	51
81	Wilson	47
61	Trinity (D.C.) †	67
53	Chatham	48

Nickname: Fighting Squirrels
Colors: Green, White & Gold
Arena: Physical Activity Center
Capacity: 300; Year Built: 1976
AD: Donna G. Miller
SID: Sandy Lagana

MARY HARDIN-BAYLOR

Belton, TX 76513 III

Coach: Kim Kirkpatrick, Baylor 1985

2006-07 RESULTS (16-10)

81	Trinity (Tex.) ■	84
73	Mississippi Col.	72
67	Louisiana Col.	61
73	Texas-Tyler ■	65
65	Menlo ■	74
67	Texas-Dallas ■	53
49	East Tex. Baptist	63
73	LeTourneau	61
60	Southwestern (Tex.)	56
59	Austin	53
67	Ozarks (Ark.) ■	64
62	McMurry ■	66
59	Hardin-Simmons ■	79
62	Howard Payne	77
73	Sul Ross St.	60
71	Texas Lutheran	44
87	Schreiner ■	74
73	Concordia (Tex.) ■	63
77	Texas Lutheran ■	50
92	Schreiner	68
81	Concordia (Tex.)	67
70	Sul Ross St. ■	60
58	Howard Payne ■	65
60	McMurry	68
61	Hardin-Simmons	89
61	East Tex. Baptist †	71

Nickname: Lady Crusaders
Colors: Purple, Gold & White
Arena: Mayborn Campus Center
Capacity: 2,500; Year Built: 2005
AD: Ben Shipp
SID: Jon Wallin

MARY WASHINGTON
Fredericksburg, VA 22401-5358.. III

Coach: Deena Applebury, Mo.-St. Louis 1999

2006-07 RESULTS (31-3)

76 John Jay † 54
47 Messiah 56
75 Richard Stockton 38
80 Shenandoah ■ 69
69 Marymount (Va.) 41
46 York (Pa.) 52
45 Ripon † 32
61 Adrian † 45
74 Frostburg St. 54
63 Chris. Newport ■ 48
90 Mary Baldwin ■ 39
81 Salisbury 44
77 Gallaudet ■ 26
91 Goucher 38
75 St. Mary's (Md.) 49
85 Catholic ■ 43
74 Marymount (Va.) ■ 56
91 Hood 34
89 Bridgewater (Va.) 81
74 York (Pa.) ■ 62
72 Salisbury ■ 51
75 Gallaudet 24
82 Goucher ■ 36
72 St. Mary's (Md.) ■ 43
58 Catholic 43
100 Gallaudet ■ 41
79 Salisbury ■ 58
53 Marymount (Va.) ■ 42
66 Notre Dame (Md.) ■ 30
77 Chris. Newport ■ 61
48 Scranton 45
64 Bowdoin † 59
61 DePauw † 67
74 New York U. † 63

Nickname: Eagles
Colors: Navy, Gray & White
Arena: Goolrick Gymnasium
Capacity: 600; Year Built: 1967
AD: Edward H. Hegmann
SID: Clint Often

MARYLAND
College Park, MD 20742..... I

Coach: Brenda Frese, Arizona 1993

2006-07 RESULTS (28-6)

80 Middle Tenn. 76
99 George Mason ■ 43
82 TCU ■ 64
75 Arizona ■ 61
73 George Washington ■ 48
83 Gardner-Webb † 41
110 Mississippi † 79
68 Marshall 49
105 UC Santa Barb. ■ 44
93 Siena ■ 54
77 UNI 33
77 Temple 66
110 Loyola (Md.) 55
92 UNC Greensboro ■ 57
86 Marist ■ 60
80 North Carolina St. ■ 61
97 Michigan St. ■ 57
111 Miami (Fla.) 53
62 Duke 81
95 Virginia ■ 68
83 Wake Forest ■ 60
76 Clemson 62
71 North Carolina ■ 84
72 Georgia Tech 77
71 Boston College ■ 39
78 Virginia Tech ■ 59
83 Virginia 74
74 Florida St. 60
57 Duke ■ 69
76 Boston College 60
75 Georgia Tech † 59
72 North Carolina † 78
89 Harvard † 65
78 Mississippi † 89

Nickname: Terrapins, Terps
Colors: Red, White, Black & Gold
Arena: Comcast Center
Capacity: 17,950; Year Built: 2002
AD: Deborah A. Yow
SID: Natalia Ciccone

UMBC
Baltimore, MD 21250-0000..... I

Coach: Phil Stern, Concordia (N.Y.) 1992

2006-07 RESULTS (16-17)

58 George Washington 72
48 Coppin St. ■ 59
58 Loyola (Md.) ■ 56
45 Towson ■ 50
78 NJIT ■ 51
60 American 61
78 Fairleigh Dickinson 72
56 Navy ■ 74
57 Longwood 49
48 Mt. St. Mary's 61
69 Rider 61
66 A&M-Corpus Christi † 43
66 Texas St. † 51
66 Boston U. ■ 58
60 Stony Brook ■ 72
51 Albany (N.Y.) 70
60 Binghamton ■ 50
45 Hartford 58
59 New Hampshire 56
66 Maine ■ 74
38 Vermont ■ 46
57 Boston U. 74
53 Stony Brook 68
66 Albany (N.Y.) ■ 41
65 Binghamton 68
59 New Hampshire ■ 51
80 Vermont 72
72 Maine 79
56 Hartford ■ 60
67 Stony Brook † 64
67 Vermont † 56
48 Hartford † 46
33 Connecticut 82

Nickname: Retrievers
Colors: Black, Gold & Red
Arena: RAC Arena
Capacity: 4,024; Year Built: 1973
AD: Charles R. Brown
SID: Jessica Bernheim

MD.-EAST. SHORE
Princess Anne, MD 21853-1299.... I

Coach: Fred Batchelor, Valley Forge Chrst. 1988

2006-07 RESULTS (11-20)

59 St. Francis (Pa.) 63
55 Texas 78
33 Texas St. † 51
36 La.-Lafayette † 68
44 Canisius 48
54 Niagara 70
65 Howard ■ 54
65 St. Francis (N.Y.) ■ 62
59 Longwood 52
54 Winston-Salem ■ 48
31 Auburn ■ 70
62 Western Mich. 66
59 Norfolk St. ■ 69
59 N.C. A&T 74
62 South Carolina St. 53
62 Winston-Salem 49
45 Delaware St. ■ 32
58 Florida A&M ■ 70
44 Bethune-Cookman ■ 36
49 Morgan St. 65
47 Coppin St. ■ 77
65 N.C. A&T ■ 60
72 South Carolina St. ■ 63
51 Delaware St. 65
63 Florida A&M 62
46 Bethune-Cookman ■ 47
60 Morgan St. ■ 62
51 Coppin St. 68
41 Hampton 76
56 Howard 72
54 Norfolk St. † 58

Nickname: Lady Hawks
Colors: Maroon & Gray
Arena: Hytche Athletic Center
Capacity: 5,500; Year Built: 1998
AD: Keith Davidson
SID: G. Stan Bradley

MARYMOUNT (VA.)
Arlington, VA 22207-4299..... III

Coach: Bill Finney, Syracuse 1972

2006-07 RESULTS (18-10)

91 Wesley ■ 54
53 Mt. St. Mary (N.Y.) ■ 59
55 Richard Stockton ■ 47
52 Chris. Newport 54
41 Mary Washington ■ 69
59 St. Mary's (Md.) 57
72 Catholic ■ 59
76 Goucher ■ 61
46 Wilmington (Ohio) † 75
32 Thomas More 40
69 Frank. & Marsh. 58
82 Hood ■ 29
65 Messiah ■ 74
78 Mary Baldwin 54
81 York (Pa.) 76
62 Salisbury ■ 56
67 Gallaudet 42
56 Mary Washington 74
60 St. Mary's (Md.) ■ 50
67 Catholic 77
67 Goucher 52
49 TCNJ 47
68 York (Pa.) ■ 63
66 Salisbury 75
64 Gallaudet ■ 44
80 Goucher ■ 54
60 York (Pa.) ■ 44
42 Mary Washington 53

Nickname: Saints
Colors: Royal Blue & White
Arena: Verizon Sports Arena
Capacity: 1,000; Year Built: 1999
AD: Bill Finney
SID: Judy Finney

MARYVILLE (MO.)
St. Louis, MO 63141-7299..... III

Coach: Chris Ellis, Maryville (Mo.) 1984

2006-07 RESULTS (22-6)

64 Simpson † 103
97 Rockford 52
83 Mo. Baptist ■ 95
81 Webster 50
92 Lincoln Christian ■ 62
63 Washington-St. Louis 76
72 Millikin ■ 76
62 Allegheny † 71
83 Pitt.-Bradford † 49
87 Eureka 35
67 Greenville ■ 52
97 Blackburn ■ 60
96 Westminster (Mo.) 64
81 MacMurray ■ 59
73 Fontbonne 58
83 Principia ■ 41
79 Lincoln Christian 55
90 Webster ■ 51
78 Greenville 70
95 Eureka ■ 58
107 Blackburn 51
70 Principia 37
86 Westminster (Mo.) ■ 61
91 MacMurray 54
82 Fontbonne ■ 63
77 Fontbonne ■ 61
66 Principia ■ 52
61 Lake Forest 65

Nickname: Saints
Colors: Red & White
Arena: Moloney Arena
Capacity: 3,000; Year Built: 1980
AD: Linda Anderson
SID: Nicole Heasley

MARYVILLE (TENN.)
Maryville, TN 37804-5907..... III

Coach: Jeff Pardue, King (Tenn.)

2006-07 RESULTS (23-5)

71 Salisbury † 62
83 Va. Wesleyan 69
91 Centre ■ 54
84 Oglethorpe ■ 81
116 Wesleyan (Ga.) ■ 45
73 Agnes Scott ■ 38
58 Carson-Newman 83
66 Sewanee ■ 44
43 Transylvania 73
59 Emory ■ 40
63 LaGrange 49
63 Piedmont 73
67 King (Tenn.) ■ 56
93 Huntingdon ■ 60
98 Fisk ■ 42
70 Spelman ■ 54
88 Huntingdon 63
53 Spelman 41
71 Milligan ■ 59
91 Fisk 46
79 LaGrange ■ 57
66 Piedmont ■ 50
73 Tenn. Wesleyan ■ 63
103 Wesleyan (Ga.) 30
59 Agnes Scott 62
97 Wesleyan (Ga.) ■ 42
57 Agnes Scott † 45
59 Piedmont † 60

Nickname: Scots
Colors: Orange & Garnet
Arena: Cooper Athletic Center
Capacity: 2,000; Year Built: 1971
AD: Randall D. Lambert
SID: Eric Etchison

MARYWOOD
Scranton, PA 18509-1598..... III

Coach: Tara Macciocco, Penn St. 1988

2006-07 RESULTS (10-15)

56 Mary Baldwin † 69
83 Randolph † 60
64 Wilkes 73
87 Penn St.-Hazleton ■ 73
69 Neumann 92
21 Cabrini ■ 65
43 Gwynedd-Mercy ■ 83
73 Delaware Valley ■ 81
54 Keystone ■ 58
68 Baptist Bible (Pa.) ■ 54
61 Polytechnic (N.Y.) ■ 60
57 Misericordia 46
72 Wesley 71
46 Alvernia ■ 54
66 Eastern ■ 47
73 Arcadia 75
47 Immaculata 68
46 Notre Dame (Md.) ■ 67
57 Gwynedd-Mercy 92
55 Rosemont ■ 54
58 Cedar Crest 33
44 Misericordia ■ 58
62 Alvernia 76
71 Cedar Crest ■ 45
52 Arcadia ■ 64

Nickname: Pacers
Colors: Forest Green & White

Arena: Insalaco Arena
Capacity: 1,500; Year Built: 2006
AD: Mary Jo Gunning
SID: Andrew Smith

MASSACHUSETTS

Amherst, MA 01003 I

Coach: Marnie Dacko, Southern Conn. St. 1978

2006-07 RESULTS (17-13)

60 Vermont 48
60 New Hampshire ■ 38
62 Navy † 41
70 Seton Hall 61
71 Stephen F. Austin † 63
61 South Fla. 86
73 Wagner ■ 58
58 Northeastern ■ 50
45 Hartford 68
72 Buffalo 67
83 Eastern Mich. ■ 80
62 Delaware ■ 63
64 Boston College † 70
77 Holy Cross 46
60 Yale 70
69 Rhode Island 71
40 Richmond 46
48 George Washington 61
59 Temple ■ 63
49 La Salle ■ 47
67 St. Louis ■ 47
60 Charlotte ■ 67
65 St. Joseph's 72
53 St. Bonaventure 49
79 Rhode Island ■ 49
70 Duquesne ■ 57
67 Xavier ■ 75
66 Dayton 58
53 Fordham 51
60 St. Bonaventure † 63

Nickname: Minutewomen
Colors: Maroon & White
Arena: Mullins Center
Capacity: 9,493; Year Built: 1992
AD: John F. McCutcheon
SID: Seth Gerard

MASS.-DARTMOUTH

North Dartmouth, MA 02747-2300 III

Coach: Mick Klitzner, Rhode Island Col. 1977

2006-07 RESULTS (5-21)

50 Amherst 71
49 Middlebury † 72
51 Worcester St. ■ 71
76 Pine Manor ■ 62
79 Simmons ■ 63
52 Southern Me. 92
79 Bridgewater St. ■ 84
79 Fisher 26
61 Keene St. 75
50 Johnson & Wales (R.I.) 59
63 Plymouth St. ■ 84
41 Eastern Conn. St. 83
60 Mass. Liberal Arts ■ 38
42 Western Conn. St. ■ 78
54 Mass.-Boston 73
61 Southern Me. ■ 73
63 Rhode Island Col. ■ 71
60 Wheaton (Mass.) 74
62 Keene St. ■ 85
50 Plymouth St. 59
63 Mass.-Boston ■ 78
69 Wellesley ■ 68
50 Eastern Conn. St. ■ 63
42 Rhode Island Col. 60
57 Western Conn. St. 87
59 Southern Me. 97

Nickname: Corsairs
Colors: Blue, White & Gold
Arena: Tripp Athletic Center
Capacity: 2,500; Year Built: 1972
AD: Louise Goodrum
SID: Dave Geringer

MIT

Cambridge, MA 02139 III

Coach: Patricia O'Brien, Salem St. 1989

2006-07 RESULTS (4-20)

72 Eastern Nazarene ■ 35
49 Stevens Institute ■ 62
73 Anna Maria ■ 55
46 Wentworth Inst. ■ 63
42 Emerson 59
55 Albertus Magnus ■ 46
48 Emmanuel (Mass.) 68
42 Westfield St. 52
39 Amherst † 58
52 LeTourneau † 69
54 Coast Guard 62
39 Babson ■ 77
45 WPI ■ 66
29 Wheaton (Mass.) 62
45 Springfield ■ 65
36 Wellesley 61
40 Wheaton (Mass.) ■ 58
41 Babson 58
52 Clark (Mass.) ■ 62
63 Rivier 81
41 WPI 57
45 Mount Holyoke ■ 57
63 Wellesley ■ 55
41 Smith 43

Nickname: Engineers
Colors: Cardinal Red & Silver Gray
Arena: Rockwell Cage
Capacity: 600
AD: John A. Benedick
SID: James Kramer

MASS. LIBERAL ARTS

North Adams, MA 01247-4100 ... III

Coach: Holly McGovern, Westfield St. 2000

2006-07 RESULTS (10-16)

72 Elms 74
61 Newbury † 51
76 St. Joseph (Vt.) ■ 65
58 Becker ■ 63
51 Lyndon St. ■ 53
44 Connecticut Col. 61
56 Pine Manor 57
60 Southern Vt. 52
70 Johnson St. ■ 60
62 Framingham St. ■ 57
38 Mass.-Dartmouth 60
46 Bridgewater St. 75
65 Russell Sage 53
44 Worcester St. 61
52 Salem St. ■ 57
49 Fitchburg St. ■ 77
57 Westfield St. ■ 46
54 Framingham St. 49
70 Green Mountain ■ 45
54 Bridgewater St. ■ 68
74 Bard 62
54 Worcester St. ■ 67
53 Salem St. 86
40 Fitchburg St. 86
48 Westfield St. 61
47 Salem St. 70

Nickname: Trailblazers
Colors: Navy & Gold
Arena: Amsler Campus Center
Capacity: 2,500; Year Built: 1975
AD: Scott F. Nichols
SID: Deb Raber

MASS.-BOSTON

Boston, MA 02125 III

Coach: Shawn Renee Polk, Massachusetts 1993

2006-07 RESULTS (15-11)

65 Fisher ■ 34
78 Curry ■ 70
56 Fitchburg St. 66
93 Eastern Conn. St. ■ 86
50 Emerson 65
64 Western Conn. St. 78
75 Mount Ida 66
57 Pomona-Pitzer 74
44 North Park † 60
96 LIFE Pacific † 50
56 Keene St. ■ 77
65 Plymouth St. ■ 62
80 Rhode Island Col. 76
73 Mass.-Dartmouth ■ 54
82 Bridgewater St. ■ 78
79 Eastern Conn. St. 69
62 Southern Me. 89
71 Suffolk ■ 69
75 Western Conn. St. ■ 71
58 Keene St. 81
78 Mass.-Dartmouth 63
74 Framingham St. ■ 63
76 Plymouth St. 75
50 Southern Me. ■ 92
68 Rhode Island Col. ■ 69
52 Western Conn. St. ■ 87

Nickname: Beacons
Colors: Beacon Blue, Black & White
Arena: Clark Athletic Center
Capacity: 3,500; Year Built: 1981
AD: Charlie Titus
SID: Alan Wickstrom

MASS.-LOWELL

Lowell, MA 01854 II

Coach: Kathy O'Neil, St. Michael's 1981

2006-07 RESULTS (10-17)

72 Mercy ■ 68
37 St. Michael's 57
48 Bentley ■ 61
50 Stonehill 68
48 Bryant ■ 68
58 Merrimack ■ 61
45 Southern Conn. St. 56
59 Dowling ■ 55
38 American Int'l 52
67 Post ■ 57
68 New Haven † 61
48 St. Rose 65
66 St. Anselm ■ 64
78 Merrimack 82
47 Pace 54
63 Assumption 62
58 St. Michael's ■ 61
63 American Int'l ■ 69
52 Assumption ■ 48
48 Bryant 75
57 Southern N.H. ■ 56
50 Franklin Pierce ■ 67
64 Stonehill ■ 55
36 Le Moyne 45
62 Southern N.H. 54
56 Bentley 71
49 Southern Conn. St. ■ 64

Nickname: River Hawks
Colors: Red, White & Royal Blue
Arena: Costello Gymnasium
Capacity: 2,100; Year Built: 1960
AD: Dana K. Skinner
SID: Chris O'Donnell

McDANIEL

Westminster, MD 21157-4390 III

Coach: Becky Martin, McDaniel 1980

2006-07 RESULTS (23-4)

53 Juniata † 57
81 York (Pa.) 78
65 Lebanon Valley 56
74 St. Mary's (Md.) ■ 49
56 Dickinson ■ 43
60 Johns Hopkins ■ 66
54 Gettysburg 52
67 Delaware Valley ■ 55
67 York (Pa.) 60
73 Ursinus 61
66 Swarthmore ■ 37
70 Muhlenberg 45
84 Bryn Mawr 49
86 Gallaudet ■ 25
80 Washington (Md.) ■ 47
60 Gettysburg ■ 55
71 Frank. & Marsh. 49
69 Haverford ■ 60
59 Dickinson 53
80 Swarthmore 54
56 Johns Hopkins 50
55 Muhlenberg ■ 43
60 Bryn Mawr ■ 42
83 Washington (Md.) 69
86 Frank. & Marsh. ■ 72
53 Ursinus ■ 63
61 Wm. Paterson † 69

Nickname: Green Terror
Colors: Green & Gold
Arena: Gill Center
Capacity: 3,000; Year Built: 1984
AD: James M. Smith
SID: Luke Stillson

McMURRY

Abilene, TX 79697 III

Coach: Sam Nichols, McMurry 1972

2006-07 RESULTS (24-5)

80 Oneonta St. † 62
78 Guilford 44
84 LeTourneau 62
87 Mississippi Col. ■ 62
95 Louisiana Col. ■ 53
61 Hardin-Simmons 56
82 Ozarks (Ark.) 69
73 East Tex. Baptist 61
60 Wis.-Stout † 65
76 Concordia Chicago † 57
78 Texas-Tyler ■ 74
75 Texas-Dallas ■ 53
66 Mary Hardin-Baylor 62
68 Concordia (Tex.) 55
82 Texas Lutheran ■ 65
108 Schreiner ■ 65
67 Hardin-Simmons ■ 77
61 Sul Ross St. ■ 45
61 Howard Payne ■ 60
91 Sul Ross St. 45
55 Howard Payne 72
82 Texas Lutheran 55
85 Schreiner 59
68 Mary Hardin-Baylor ■ 60
70 Concordia (Tex.) ■ 48
74 Texas-Dallas † 47
75 East Tex. Baptist † 73
40 Howard Payne 49
57 Puget Sound † 69

Nickname: Lady Indians
Colors: Maroon & White
Arena: Kimbrell Arena
Capacity: 2,250; Year Built: 1973
AD: Bill Libby
SID: Kyle Robarts

McNEESE ST.

Lake Charles, LA 70609 I

Coach: Carol Sensley, Louisville 1993

2006-07 RESULTS (4-25)

53 La.-Monroe ■ 71
65 New Orleans 70
64 Jackson St. ■ 60
26 Texas A&M 109
51 Texas Southern 53
71 Belhaven ■ 59
59 Grambling 71
55 Alabama 84
49 Mobile ■ 65
37 Tex.-Pan American ■ 67
28 LSU 83
59 Centenary (La.) 75
57 Louisiana Col. ■ 61
54 A&M-Corpus Christi ■ 66
57 Sam Houston St. ■ 74
63 Stephen F. Austin 76
58 Northwestern St. ■ 82
73 Central Ark. 85
60 Lamar 71
62 Southeastern La. 69
54 Nicholls St. 56
45 Texas St. ■ 69
45 Texas-Arlington 64
68 Northwestern St. 72
56 Central Ark. ■ 66
46 UTSA 87
60 Lamar ■ 59
67 Southeastern La. ■ 53
66 Nicholls St. ■ 68

Nickname: Cowgirls
Colors: Blue & Gold
Arena: Burton Coliseum
Capacity: 8,000; Year Built: 1986
AD: Sonny Watkins
SID: Pam LaFosse

MEDAILLE

Buffalo, NY 14214-2695 III

Coach: Pete Lonergan, St. Bonaventure 1966

2006-07 RESULTS (23-5)

73 Albany Pharmacy † 53
78 Buffalo St. 70
46 Rochester ■ 48
64 Alfred ■ 44
76 Pitt.-Bradford 52
65 Mt. Aloysius 50
77 Lake Erie ■ 55
86 Frostburg St. ■ 44
58 Salve Regina † 38
59 DePauw † 69
82 Simpson † 85
63 Pitt.-Greensburg 56
49 Penn St.-Behrend 50
72 Penn St.-Altoona ■ 47
61 Hilbert ■ 36
72 La Roche 39
79 Mt. Aloysius ■ 54
53 Pitt.-Bradford ■ 34
73 Frostburg St. 62
64 Lake Erie 55
77 Pitt.-Greensburg ■ 66
72 Penn St.-Behrend ■ 68
78 Penn St.-Altoona 52
72 La Roche ■ 47
70 Hilbert 41
73 Lake Erie ■ 67
66 Penn St.-Behrend ■ 39
67 Cortland St. 72

Nickname: Mavericks
Colors: Navy, Yellow & White
Arena: Kevin I. Sullivan Gymnasium
Capacity: 300; Year Built: 1994
AD: Pete Lonergan
SID: Michael P. Carbery

MEDGAR EVERS

Brooklyn, NY 11225-2298 III

Coach: Roy Anderson, Fordham 1983

2006-07 RESULTS (11-15)

31 Heidelberg † 72
61 City Tech † 64
72 Mercy ■ 81
66 St. Joseph's (Brkln) 75
98 Maritime (N.Y.) ■ 18
78 New Rochelle ■ 59
65 Lehman ■ 69
58 York (N.Y.) 40
60 Polytechnic (N.Y.) † 55
68 Rutgers-Newark ■ 71
65 Old Westbury 91
75 Staten Island ■ 68
66 City Tech 49
74 CCNY 27
46 John Jay ■ 52
41 St. Elizabeth ■ 57
57 Hunter ■ 73
54 Baruch ■ 68
69 Yeshiva 32
70 Brooklyn ■ 59
67 Staten Island 71
73 York (N.Y.) ■ 49
46 City Tech ■ 47
53 Brooklyn 58
67 New Rochelle 41
45 Lehman † 58

Nickname: Lady Cougars
Colors: Gold & Black
Arena: Prep Gymnasium
Capacity: 300; Year Built: 1971
AD: Roy Anderson
SID: Brent Davis

MEMPHIS

Memphis, TN 38152-3370 I

Coach: Blair Savage, Arkansas 1994

2006-07 RESULTS (4-27)

60 Winthrop † 83
71 Dayton † 96
64 Louisville 102
54 Samford ■ 62
50 La.-Monroe ■ 69
90 Central Ark. ■ 86
57 Lipscomb ■ 55
46 Georgia 95
60 Tenn.-Martin ■ 69
79 Creighton ■ 89
60 Southeastern La. ■ 45
54 Arkansas ■ 70
73 UTSA 85
51 Kentucky † 86
59 UAB ■ 75
65 SMU ■ 97
71 Tulsa ■ 87
55 Southern Miss. 76
62 UCF 77
50 Marshall ■ 69
57 East Caro. ■ 69
77 UAB 84
60 Marshall 73
57 East Caro. 79
61 Tulane ■ 77
58 UTEP 80
59 Southern Miss. ■ 85
80 UCF ■ 73
73 Houston 86
46 Rice 79
75 UTEP † 84

Nickname: Lady Tigers
Colors: Blue & Gray
Arena: Elma Roane Field House
Capacity: 2,565; Year Built: 1951
AD: R.C. Johnson
SID: Tammy DeGroff

MERCER

Macon, GA 31207 I

Coach: Sybil Blalock, Mercer 1975

2006-07 RESULTS (5-25)

48 Georgia Tech 87
41 Texas A&M 95
30 South Carolina 77
48 Bethune-Cookman † 47
50 Savannah St. 59
29 East Tenn. St. ■ 56
70 Kennesaw St. ■ 74
55 Florida A&M ■ 65
36 New Orleans 47
42 Southeastern La. 60
44 Savannah St. ■ 65
51 UNC Asheville ■ 64
37 Mississippi St. ■ 50
50 Stetson ■ 57
50 Lipscomb 79
38 Belmont 61
28 Gardner-Webb ■ 49
41 Campbell ■ 67
40 North Fla. 57
47 Jacksonville 58
66 Stetson 56
69 Belmont ■ 65
58 Lipscomb ■ 49
53 Campbell 58
46 Gardner-Webb 58
57 Jacksonville ■ 64
42 North Fla. ■ 43
55 Kennesaw St. 50
59 East Tenn. St. 81
52 Belmont † 64

Nickname: Bears
Colors: Orange & Black
Arena: University Center
Capacity: 3,200; Year Built: 2003
AD: Bobby A. Pope
SID: Steven Ericson

MERCHANT MARINE

Kings Point, NY 11024-1699 III

Coach: Mike Murray, Oswego St. 1997

2006-07 RESULTS (10-16)

95 York (N.Y.) ■ 38
75 CCNY ■ 15
43 Army 77
72 St. Elizabeth ■ 51
54 Old Westbury 43
75 St. Joseph's (L.I.) ■ 45
57 Coast Guard 71
62 City Tech 67
67 Dallas 77
71 Hendrix ■ 75
33 Rutgers-Newark ■ 57
64 Farmingdale St. 67
70 Mt. St. Vincent ■ 66
49 Manhattanville 66
60 Farmingdale St. ■ 73
48 Mt. St. Vincent 52
43 Mt. St. Mary (N.Y.) ■ 74
67 Centenary (N.J.) 90
62 Stevens Institute 69
67 Centenary (N.J.) ■ 63
53 Old Westbury ■ 42
72 Manhattanville ■ 66
61 Mt. St. Mary (N.Y.) 71
55 Stevens Institute ■ 66
61 St. Joseph's (L.I.) 49
58 Mt. St. Vincent 63

Nickname: Mariners
Colors: Blue & Gray
Arena: Liebertz Gymnasium
Capacity: 1,211
AD: Susan Petersen-Lubow
SID: Tyrone C. Broxton

MERCY

Dobbs Ferry, NY 10522 II

Coach: Ashlee Kelly, Quinnipiac 2004

2006-07 RESULTS (7-19)

44 Assumption 72
68 Mass.-Lowell 72
81 Medgar Evers 72
60 New Haven ■ 85
42 Dowling 62
57 NYIT ■ 45
49 Adelphi 61
50 American Int'l 82
60 Briarcliffe (N.Y.) 34
70 Concordia (N.Y.) ■ 55
48 Molloy ■ 72
52 St. Thomas Aquinas ■ 81
56 C.W. Post 71
68 Bridgeport ■ 76
60 Queens (N.Y.) ■ 65
73 New Haven 97
69 Dowling ■ 65
84 Concordia (N.Y.) 58
60 NYIT 68
62 Adelphi ■ 80
54 Molloy 74
38 Southern Conn. St. 87
53 St. Thomas Aquinas 80
74 C.W. Post ■ 99
55 Bridgeport 85
78 Queens (N.Y.) 67

Nickname: Lady Flyers
Colors: Blue & White
Arena: Dobbs Ferry High School
Capacity: 1,000; Year Built: 2003
AD: Kevin T. McGinniss
SID: Drew Brown

MERCYHURST

Erie, PA 16546 II

Coach: Karin Nicholls, Bradley 1990

2006-07 RESULTS (6-21)

48 Le Moyne 60
80 Wheeling Jesuit ■ 69
53 Slippery Rock 99
70 NYIT ■ 62
59 Hillsdale 91
75 Wayne St. (Mich.) 88
67 Ohio Valley ■ 75
49 Grand Valley St. ■ 76
79 West Va. Wesleyan 75
68 Mansfield ■ 60
55 Le Moyne ■ 60
67 Fla. Southern 72
50 Northern Ky. † 76
75 Findlay ■ 59
82 Ashland ■ 94
72 Northwood (Mich.) 71
55 Saginaw Valley 76
70 Ferris St. ■ 90
46 Lake Superior St. ■ 79
74 Gannon ■ 81
64 Northern Mich. 80
41 Michigan Tech 74
51 Wayne St. (Mich.) ■ 57
65 Hillsdale ■ 67
58 Findlay 60
60 Ashland 78
56 Gannon 76

Nickname: Lady Lakers
Colors: Blue & Green
Arena: Mercyhurst Ath. Center
Capacity: 1,800; Year Built: 1978
AD: Peter J. Russo
SID: Jason Knavel

MEREDITH

Raleigh, NC 27607-5298 III

Coach: David Zinn, West Virginia 1995

2006-07 RESULTS (4-19)

45 Southwestern (Tex.) †.....87
52 Emory.....69
65 Methodist.....75
69 N.C. Wesleyan.....74
47 Rochester Inst. †.....70
51 Shenandoah.....71
60 Ferrum.....83
67 Dominican (Ill.) ■.....85
47 St. Mary's (Md.) ■.....72
51 Agnes Scott ■.....69
64 Bennett.....61
46 Peace.....64
76 Salem.....94
59 Methodist ■.....71
69 Mary Baldwin.....87
41 Newport News ■.....90
53 Greensboro ■.....78
69 Bennett ■.....49
61 N.C. Wesleyan ■.....54
74 Peace ■.....69
65 Averett ■.....67
83 Salem ■.....94
52 Newport News.....86

Nickname: Angels
Colors: Maroon, Black & White
Arena: Weatherspoon Gymnasium
Capacity: 1,000; Year Built: 1972
AD: Jackie Myers
SID: Greg Jarvis

MERRIMACK

North Andover, MA 01845 II

Coach: Helen Williams, Wake Forest 1987

2006-07 RESULTS (7-21)

68 St. Thomas Aquinas ■.....62
76 Adelphi.....78
52 Southern Conn. St. ■.....81
66 St. Michael's ■.....73
72 St. Rose ■.....80
48 American Int'l.....58
61 Mass.-Lowell.....58
49 Assumption.....67
67 Bentley ■.....79
64 Stonehill ■.....81
81 New Haven †.....94
77 Post †.....76
51 Bryant ■.....88
59 Pace.....72
82 Mass.-Lowell ■.....78
54 Stonehill.....75
65 St. Rose.....80
56 St. Michael's.....67
77 Southern N.H. ■.....57
69 St. Anselm ■.....58
59 Le Moyne.....85
45 Bentley.....73
60 American Int'l ■.....67
43 Southern Conn. St.....82
54 Assumption ■.....70
72 Franklin Pierce ■.....70
58 Bryant.....62
65 Stonehill.....77

Nickname: Warriors
Colors: Navy Blue & Gold
Arena: Volpe Complex
Capacity: 1,200; Year Built: 1972
AD: Sean T. Frazier
SID: Lisa Cascio

MESA ST.

Grand Junction, CO 81501 II

Coach: Timi Brown, Arizona 1991

2006-07 RESULTS (17-11)

77 Western Wash. †.....62
64 Western St.....63
90 Bethany (Cal.) ■.....61
66 Dixie St. ■.....59
66 Dixie St.....74
89 Notre Dame de Namur †.....69
90 Metro St. ■.....104
72 Colo. Christian ■.....64
84 Chadron St.....71
77 Neb.-Kearney.....85
69 Colo. Christian ■.....56
86 Bethany (Kan.) ■.....57
55 Colorado Mines ■.....67
66 Regis (Colo.).....68
72 UC-Colo. Springs.....83
91 Fort Lewis ■.....81
51 Western St. ■.....45
88 N.M. Highlands.....69
61 Western N.M.....72
72 Colorado St.-Pueblo ■.....75
74 Adams St. ■.....63
76 Western N.M. ■.....59
90 N.M. Highlands ■.....75
63 Adams St.....61
77 Colorado St.-Pueblo.....65
76 Fort Lewis.....97
67 Western St.....75
64 Regis (Colo.).....102

Nickname: Mavericks
Colors: Maroon, Gold & White
Arena: Brownson Arena
Capacity: 2,500; Year Built: 1969
AD: Jamie Hamilton
SID: Tish Elliott

MESSIAH

Grantham, PA 17027 III

Coach: Michael Miller, Messiah 1983

2006-07 RESULTS (26-3)

88 Trinity (D.C.) ■.....51
56 Mary Washington ■.....47
56 Mansfield.....72
75 Juniata ■.....41
49 Albright.....46
63 Gettysburg.....55
84 St. Mary's (Md.) ■.....50
69 DeSales.....47
79 Pitt.-Bradford †.....49
65 Allegheny †.....48
72 Baruch ■.....57
70 Montclair St. ■.....53
74 Marymount (Va.).....65
64 Elizabethtown.....46
94 Lebanon Valley ■.....54
52 Susquehanna.....41
83 Widener.....56
58 Moravian ■.....54
67 Lebanon Valley.....31
63 Juniata.....32
75 Albright ■.....65
52 Susquehanna ■.....40
59 Moravian.....66
76 Elizabethtown ■.....53
97 Widener ■.....51
59 Susquehanna ■.....32
79 Moravian ■.....57
77 Westminster (Pa.) ■.....65
84 Kean ■.....89

Nickname: Falcons
Colors: Navy & White
Arena: Brubaker
Capacity: 1,450; Year Built: 1972
AD: Jerry Chaplin
SID: Scott Frey

METHODIST

Fayetteville, NC 28311-1420 III

Coach: DeeDee Jarman, UNC Wilmington 1989

2006-07 RESULTS (13-13)

73 Catholic †.....76
58 Randolph-Macon.....86
75 Meredith ■.....65
69 Piedmont ■.....61
65 Guilford ■.....52
66 LaGrange.....81
66 Piedmont.....75
79 Goucher.....72
66 Greensboro ■.....74
63 Ferrum.....81
62 Averett.....39
84 Peace ■.....67
79 Bennett ■.....56
57 N.C. Wesleyan.....52
71 Meredith.....59
84 Chris. Newport ■.....86
81 Shenandoah ■.....66
73 Greensboro.....70
73 Ferrum ■.....81
81 Averett ■.....39
69 Peace.....75
57 Mary Baldwin ■.....62
73 N.C. Wesleyan ■.....69
48 Chris. Newport.....63
65 Shenandoah.....90
62 Shenandoah.....66

Nickname: Monarchs
Colors: Green & Gold
Arena: Riddle Center
Capacity: 1,200; Year Built: 1990
AD: Bob McEvoy
SID: Kirbie Britt

METRO ST.

Denver, CO 80217-3362 II

Coach: David Murphy, Northern Colo. 1973

2006-07 RESULTS (24-7)

66 North Dakota †.....69
96 Western Ore. †.....72
72 Okla. Panhandle ■.....60
74 Midwestern St. ■.....41
83 St. Cloud St. †.....65
76 Emporia St. ■.....70
104 Mesa St.....90
64 Fort Lewis.....54
50 Colorado St.-Pueblo ■.....52
64 Adams St. ■.....44
75 Texas Woman's ■.....54
88 Neb.-Omaha ■.....68
57 Western St.....58
99 N.M. Highlands ■.....43
62 Western N.M. ■.....46
94 Colo. Christian ■.....57
63 Colorado Mines ■.....49
50 Regis (Colo.).....70
74 UC-Colo. Springs.....60
65 Neb.-Kearney ■.....69
88 Chadron St. ■.....54
85 UC-Colo. Springs ■.....50
76 Regis (Colo.) ■.....67
79 Chadron St.....57
69 Neb.-Kearney.....65
80 Colo. Christian.....59
66 Colorado Mines.....63
69 Colorado Mines ■.....56
67 Colorado St.-Pueblo †.....55
62 Regis (Colo.) †.....76
66 Regis (Colo.) †.....67

Nickname: Roadrunners
Colors: Navy Blue & Burgundy
Arena: Auraria Events Center
Capacity: 2,300; Year Built: 1965
AD: Joan M. McDermott
SID: Michelle Zents

MIAMI (FLA.)

Coral Gables, FL 33146 I

Coach: Katie Meier, Duke 1989

2006-07 RESULTS (11-19)

68 Georgia St. ■.....60
78 Milwaukee ■.....71
85 Santa Clara.....83
68 St. Mary's (Cal.).....69
69 San Francisco.....59
85 Nicholls St. ■.....42
79 Indiana ■.....70
77 Jackson St. ■.....50
55 Michigan.....60
78 Florida Int'l.....83
92 Texas St. ■.....67
73 Houston.....82
64 Mississippi.....82
60 Coppin St. ■.....54
61 Auburn ■.....79
42 Duke.....72
62 Florida St.....71
53 Maryland ■.....111
37 Georgia Tech.....52
83 Boston College ■.....68
71 Virginia Tech.....78
69 Clemson ■.....79
68 Florida St. ■.....75
60 Virginia.....73
77 Wake Forest ■.....51
65 Boston College.....78
45 Georgia Tech ■.....66
70 North Carolina.....93
53 North Carolina St. ■.....77
52 Georgia Tech †.....66

Nickname: Hurricanes
Colors: Orange, Green & White
Arena: The Convocation Center
Capacity: 7,000; Year Built: 2002
AD: Paul T. Dee
SID: Scott Moody

MIAMI (OHIO)

Oxford, OH 45056 I

Coach: Maria Fantanarosa, Miami (Ohio) 1990

2006-07 RESULTS (12-18)

86 Cleveland St.....84
89 Robert Morris.....90
51 Northwestern ■.....80
90 Wright St.....63
66 UNI †.....73
85 St. Louis †.....83
69 Youngstown St. ■.....51
67 Tulane ■.....82
84 Michigan ■.....74
73 Illinois St.....89
70 Temple.....88
60 La Salle.....64
87 IUPUI.....79
72 Buffalo.....59
83 Ohio ■.....74
79 Akron ■.....73
76 Kent St.....83
56 Bowling Green ■.....64
62 Ball St.....90
87 Toledo ■.....77
79 Central Mich. ■.....70
70 Northern Ill.....82
56 Eastern Mich. ■.....74
68 Western Mich.....90
71 Buffalo ■.....68
74 Ohio.....87
75 Akron.....77
76 Kent St. ■.....86
62 Bowling Green.....92
58 Western Mich. †.....74

Nickname: RedHawks
Colors: Red & White
Arena: Millett Hall
Capacity: 6,400; Year Built: 1968
AD: Brad Bates
SID: Vince Frieden

MICHIGAN
Ann Arbor, MI 48109-2201 I

Coach: Cheryl Burnett, Kansas 1981

2006-07 RESULTS (10-20)

80	Ark.-Pine Bluff ■	50
58	Ball St. ■	62
68	UNLV	58
86	Detroit ■	35
44	Toledo	41
47	Duke ■	92
52	Central Mich.	47
58	Notre Dame ■	61
60	Miami (Fla.) ■	55
74	Miami (Ohio)	84
47	Nebraska	87
67	Dartmouth ■	65
50	St. Bonaventure ■	56
35	Purdue	79
58	Indiana	71
51	Illinois ■	70
55	Penn St. ■	41
59	Wisconsin ■	62
51	Penn St.	65
48	Michigan St. ■	66
60	Wisconsin	73
65	Indiana ■	63
44	Illinois	65
61	Northwestern ■	49
49	Iowa	66
54	Purdue ■	59
54	Northwestern	63
53	Minnesota	66
58	Ohio St. ■	72
59	Wisconsin †	81

Nickname: Wolverines
Colors: Maize & Blue
Arena: Crisler Arena
Capacity: 13,751; Year Built: 1967
AD: William C. Martin
SID: Marc Ressler

MICHIGAN ST.
East Lansing, MI 48824-1025 I

Coach: Joanne Palombo-McCallie, Northwestern 1987

2006-07 RESULTS (24-9)

68	Bucknell ■	51
65	Texas-Arlington ■	49
53	Hofstra ■	57
85	Indiana St. ■	66
68	Houston	55
67	Rhode Island ■	40
79	South Fla. ■	71
58	Hartford ■	45
50	LSU ■	65
69	UC Santa Barb.	45
73	Cal St. Northridge	69
74	Indiana ■	49
56	Wisconsin ■	46
64	Indiana	56
57	Maryland	97
60	Purdue ■	70
83	Iowa	63
66	Michigan	48
67	Iowa ■	57
58	Penn St.	69
57	Rutgers	63
76	Penn St. ■	49
80	Illinois ■	70
55	Northwestern	48
54	Purdue	52
68	Northwestern ■	63
62	Ohio St.	59
46	Illinois	56
57	Minnesota ■	50
77	Minnesota †	68
61	Purdue †	64
69	Delaware ■	58
57	Rutgers ■	70

Nickname: Spartans
Colors: Green & White
Arena: Jack Breslin Center
Capacity: 14,759; Year Built: 1989
AD: Ronald H. Mason
SID: Joe Guistina

MICHIGAN TECH
Houghton, MI 49931-1295 II

Coach: John Barnes, Michigan Tech 1995

2006-07 RESULTS (19-9)

73	Wis.-Parkside ■	63
69	Lewis ■	82
50	Tampa †	63
53	Rollins	47
69	Northern Mich.	58
86	Ashland	79
62	Northwood (Mich.) ■	48
54	Saginaw Valley ■	68
76	Findlay ■	57
74	Minn. Duluth ■	62
73	Marygrove ■	50
78	Finlandia ■	49
64	Grand Valley St.	59
64	Lake Superior St. ■	73
75	Northland ■	60
64	Ferris St. ■	77
61	Wayne St. (Mich.)	62
65	Hillsdale	69
68	Saginaw Valley	65
85	Northwood (Mich.)	65
75	Gannon ■	61
74	Mercyhurst ■	41
69	Ferris St.	65
74	Lake Superior St.	61
42	Grand Valley St. ■	65
57	Northern Mich. ■	50
63	Grand Valley St.	57
60	Gannon	80

Nickname: Huskies
Colors: Silver, Gold & Black
Arena: SDC Gymnasium
Capacity: 3,200; Year Built: 1981
AD: Suzanne R. Sanregret
SID: Wes Frahm

MIDDLE TENN.
Murfreesboro, TN 37132 I

Coach: Rick Insell, Middle Tenn. 1977

2006-07 RESULTS (30-4)

76	Maryland ■	80
61	South Dakota St. ■	72
87	Maine †	60
79	Minnesota	61
98	Chattanooga ■	69
64	Tennessee	88
68	Tennessee Tech	50
80	Austin Peay ■	49
70	Georgia	62
93	South Ala.	58
103	La.-Monroe ■	59
86	Old Dominion ■	71
76	Western Ky. ■	62
93	North Dakota St. ■	63
90	Troy ■	55
86	Florida Int'l	52
78	Fla. Atlantic	48
78	New Orleans	50
82	Arkansas St. ■	54
75	Ark.-Little Rock	62
70	North Texas	56
84	La.-Lafayette ■	57
82	Denver ■	58
86	South Ala. ■	58
83	La.-Monroe	70
78	Western Ky.	63
66	Florida Int'l ■	59
68	Troy	60
76	Fla. Atlantic ■	63
79	South Ala. †	52
76	Denver †	50
77	La.-Lafayette	67
85	Gonzaga †	46
59	Marist †	73

Nickname: Blue Raiders
Colors: Royal Blue & White
Arena: Murphy Athletic Center
Capacity: 11,520; Year Built: 1972
AD: Chris Massaro
SID: Denise Gideon

MIDDLEBURY
Middlebury, VT 05753 III

Coach: Noreen Pecsok, Virginia Tech 1986

2006-07 RESULTS (12-13)

69	Piedmont †	63
72	Mass.-Dartmouth †	49
64	Norwich ■	80
59	Castleton	53
64	Skidmore ■	48
58	Union (N.Y.)	71
73	Plymouth St. ■	53
60	Green Mountain ■	38
54	Smith	43
56	Eastern Conn. St. ■	62
58	Colby-Sawyer	48
53	Rensselaer ■	60
77	Colby	66
44	Bowdoin	56
59	Amherst ■	65
73	Trinity (Conn.) ■	69
58	Keene St. ■	62
28	Williams	39
56	Hamilton ■	58
50	Tufts	61
65	Bates	70
66	Plattsburgh St.	53
52	Wesleyan (Conn.) ■	54
51	Connecticut Col. ■	40
50	Tufts	65

Nickname: Panthers
Colors: Blue & White
Arena: Pepin Gymnasium
Capacity: 1,200; Year Built: 1949
AD: Erin Quinn
SID: Brad Nadeau

MIDWESTERN ST.
Wichita Falls, TX 76308-2099 II

Coach: Shannon Burks, Evangel 1986

2006-07 RESULTS (12-14)

62	Cameron ■	48
81	Tex. Permian Basin ■	62
56	Colorado St.-Pueblo †	62
41	Metro St.	74
65	Southeastern Okla. ■	84
61	Southwestern Okla.	55
65	Cameron	60
57	East Central ■	46
44	Tarleton St.	74
57	St. Edward's	49
55	Incarnate Word ■	48
46	Tarleton St. ■	58
57	Tex. A&M-Commerce ■	83
41	Northeastern St.	51
62	Texas Woman's ■	61
47	Tex. A&M-Kingsville	64
81	Eastern N.M. ■	75
61	West Tex. A&M ■	81
56	Abilene Christian	73
53	Angelo St. ■	51
66	Abilene Christian ■	50
31	Angelo St.	72
52	Texas Woman's	61
58	Tex. A&M-Kingsville ■	44
46	Eastern N.M.	69
55	West Tex. A&M	73

Nickname: Mustangs
Colors: Maroon and Gold
Arena: D.L. Ligon Coliseum/Gerald Stockton Court
Capacity: 5,200; Year Built: 1969
AD: Ed Harris
SID: Bill Powers

MILES
Fairfield, AL 35064 II

Coach: Phillip Wallace, Savannah St. 1989

2006-07 RESULTS (3-25)

71	Allen †	51
47	Delta St. †	57
51	Virginia St. ■	58
36	Fort Valley St.	63
57	North Ala. ■	65
73	Stillman	91
54	Ala.-Huntsville ■	70
30	West Ga. ■	57
43	Albany St. (Ga.)	65
53	Benedict ■	63
63	Paine ■	65
53	Tuskegee	69
73	Clark Atlanta	62
74	LeMoyne-Owen	70
60	Tuskegee ■	69
53	Stillman ■	71
57	Benedict	78
57	Paine	68
56	Fort Valley St. ■	60
48	Albany St. (Ga.) ■	66
60	West Ala.	76
67	Lane ■	68
52	Kentucky St. ■	68
69	Lane	74
48	Kentucky St.	71
70	LeMoyne-Owen ■	76
70	Clark Atlanta ■	72
64	Albany St. (Ga.) †	82

Nickname: Lady Bears
Colors: Purple & Gold
Arena: Knox Windham/Fair Park Arena
Capacity: 5,000
AD: Augustus James
SID: Willie K. Patterson Jr.

MILLERSVILLE
Millersville, PA 17551-0302 II

Coach: Mary Fleig, Lock Haven 1979

2006-07 RESULTS (17-11)

53	UNC Pembroke ■	46
80	Goldey-Beacom ■	70
47	Pitt.-Johnstown	64
56	Edinboro	53
41	Slippery Rock	46
78	Columbia Union †	51
56	Concord †	51
55	California (Pa.)	48
56	Dowling	68
87	Columbia Union	41
66	Lock Haven ■	37
59	Shippensburg ■	68
57	Mansfield	61
49	Clarion ■	74
66	Indiana (Pa.) ■	76
68	Bloomsburg ■	56
63	Kutztown ■	60
43	East Stroudsburg	65
87	Cheyney ■	57
61	West Chester	62
69	Mansfield ■	33
85	Bloomsburg	48
57	Kutztown	54
58	East Stroudsburg ■	78
53	Cheyney	43
69	West Chester ■	61
57	West Chester	54
53	Indiana (Pa.) ■	71

Nickname: Marauders
Colors: Black & Gold
Arena: Pucillo Gymnasium
Capacity: 2,850; Year Built: 1970
AD: Margaret Kauffman
SID: To be named

MILLIKIN
Decatur, IL 62522-2084 III

Coach: Lori Kerans, Millikin 1985

2006-07 RESULTS (20-6)

74 Marygrove ■ 71
101 Webster ■ 40
75 Wis.-Whitewater 80
65 Wis.-Platteville ■ 58
63 McKendree 68
61 Illinois Col. ■ 47
70 Fontbonne 65
87 Olivet Nazarene ■ 84
73 Blackburn ■ 38
82 Robert Morris-Springfield ■ 72
76 Maryville (Mo.) 72
41 North Park 38
44 Ill. Wesleyan ■ 63
77 North Central (Ill.) 75
77 Augustana (Ill.) 67
63 Carthage ■ 57
46 Wheaton (Ill.) 69
61 North Park ■ 54
87 Elmhurst ■ 71
83 North Central (Ill.) ■ 72
67 Ill. Wesleyan 49
73 Augustana (Ill.) ■ 60
73 Wheaton (Ill.) ■ 76
68 Carthage 63
70 Elmhurst 49
67 Ill. Wesleyan † 83

Nickname: Big Blue
Colors: Royal Blue & White
Arena: Griswold P.E. Center
Capacity: 3,052; Year Built: 1970
AD: Lori Kerans
SID: Julie Farr

MILLSAPS
Jackson, MS 39210 III

Coach: Mary Bolton, Nicholls St. 1985

2006-07 RESULTS (3-20)

40 LaGrange ■ 42
78 Rust ■ 55
56 Dallas 62
45 Southwestern (Tex.) 73
51 Trinity (Tex.) 90
55 Louisiana Col. ■ 84
54 Mississippi Col. 77
42 Howard Payne † 76
50 Ramapo † 54
61 Rhodes 68
70 Rust 67
56 Dallas ■ 66
53 Oglethorpe ■ 71
58 Sewanee ■ 55
59 Austin 85
45 Hendrix 74
59 Centre ■ 61
57 DePauw ■ 88
58 Southwestern (Tex.) ■ 69
56 Trinity (Tex.) ■ 84
67 Oglethorpe 87
72 Sewanee 83
44 Rhodes ■ 61

Nickname: Majors
Colors: Purple & White
Arena: The Hangar Dome
Capacity: 3,500; Year Built: 1974
AD: Tim Wise
SID: Kevin Maloney

MILWAUKEE ENGR.
Milwaukee, WI 53202-3109 III

Coach: Jessica Ott, Wis.-Stevens Point 2001

2006-07 RESULTS (9-15)

52 Lakeland 47
44 North Park † 58
68 Alverno 52
37 Wis.-La Crosse 81
50 Carroll (Wis.) † 69
45 Lawrence 64
52 Eureka 41
64 Elmhurst ■ 56
48 St. Norbert ■ 72
57 Benedictine (Ill.) ■ 58
60 Mt. Mercy † 81
69 Tri-State † 73
54 Clarke 53
57 Alverno ■ 45
60 Finlandia 76
64 Chicago ■ 75
53 Wis.-Stevens Point ■ 87
48 Lake Forest 77
49 Clarke 65
58 Beloit 69
56 Finlandia ■ 53
44 Northland Baptist 51
71 Silver Lake ■ 28
68 Clarke ■ 65

Nickname: Raiders
Colors: Red & White
AD: Daniel I. Harris
SID: Brian Gibboney

MINNESOTA
Minneapolis, MN 55455 I

Coach: Pam Borton, Defiance 1987

2006-07 RESULTS (17-16)

75 UNI ■ 63
78 Charlotte ■ 66
85 Princeton ■ 60
61 Middle Tenn. ■ 79
75 Creighton ■ 55
66 Green Bay † 75
70 Kent St. † 67
74 Vermont ■ 59
72 Chicago St. ■ 34
74 Nebraska 65
57 Iowa St. 67
48 North Dakota St. 62
56 Iowa ■ 58
70 Illinois ■ 61
62 Ohio St. 75
71 Wisconsin ■ 53
65 Northwestern 63
58 South Dakota St. ■ 59
54 Illinois 64
75 Penn St. ■ 62
80 Iowa 78
57 Wisconsin 70
55 Purdue ■ 58
65 Indiana 69
67 Ohio St. ■ 70
79 Indiana ■ 69
57 Penn St. 66
66 Michigan ■ 53
50 Michigan St. 57
60 Northwestern † 43
68 Michigan St. † 77
97 Ill.-Chicago ■ 54
57 Western Ky. 73

Nickname: Golden Gophers
Colors: Maroon & Gold
Arena: Williams Arena
Capacity: 14,625; Year Built: 1928
AD: Joel Maturi
SID: Becky Bohm

MINN.-CROOKSTON
Crookston, MN 56716-5001 II

Coach: Mike Roysland, Bemidji St.

2006-07 RESULTS (0-27)

45 Minn. St. Mankato 89
50 Augustana (S.D.) † 63
62 Mayville St. ■ 68
50 Valley City St. 64
42 Southwest Minn. St. 62
47 Wayne St. (Neb.) 79
57 Minn. St. Moorhead ■ 70
52 Concordia-St. Paul ■ 77
51 North Dakota 89
50 Minn. Duluth 71
53 Cal St. Dom. Hills † 73
55 Cal St. Stanislaus 61
56 Bemidji St. ■ 69
48 Northern St. 85
51 Mary 69
40 Upper Iowa ■ 49
45 Winona St. ■ 64
46 St. Cloud St. 87
44 Wayne St. (Neb.) ■ 84
53 Southwest Minn. St. ■ 65
62 Concordia-St. Paul 77
45 Minn. St. Moorhead 90
61 Bemidji St. 88
42 Mary ■ 62
44 Northern St. ■ 66
51 Winona St. 73
57 Upper Iowa 83

Nickname: Golden Eagle
Colors: Maroon & Gold
Arena: Lysaker Gym
Capacity: 3,500; Year Built: 1980
AD: Stephanie Helgeson
SID: Mitch Bakken

MINN. DULUTH
Duluth, MN 55812-2496 II

Coach: David Stromme, St. Olaf 1983

2006-07 RESULTS (15-14)

52 Grand Valley St. 55
50 Minn. St. Moorhead † 52
76 Concordia-St. Paul 73
73 Bemidji St. ■ 72
62 Northern Mich. ■ 45
80 N.M. Highlands † 55
69 Colorado St.-Pueblo 65
74 Winona St. 61
69 St. Scholastica ■ 42
71 Minn.-Crookston ■ 50
62 Michigan Tech 74
47 Northern St. 60
70 Southwest Minn. St. 53
65 Minn. St. Mankato 71
76 St. Cloud St. ■ 65
56 Augustana (S.D.) 57
60 Neb.-Omaha 59
51 South Dakota St. 64
66 St. Cloud St. 61
76 South Dakota ■ 71
55 Minn. St. Mankato ■ 59
49 Augustana (S.D.) ■ 61
60 North Dakota 76
69 Bemidji St. 71
52 South Dakota 62
78 Neb.-Omaha ■ 64
62 North Dakota ■ 69
83 St. Cloud St. ■ 79
54 North Dakota 74

Nickname: Bulldogs
Colors: Maroon & Gold
Arena: Romano Gymnasium
Capacity: 2,759; Year Built: 1953
AD: Robert Nielson
SID: Kelly Grgas-Wheeler

MINN.-MORRIS
Morris, MN 56267 II

Coach: Tim Grove, North Dakota 1999

2006-07 RESULTS (15-12)

51 Jamestown † 65
58 Valley City St. 79
83 Bethel (Minn.) ■ 66
48 Mayville St. 81
62 Waldorf ■ 85
41 St. Cloud St. 97
66 Presentation 56
88 Trinity Bible (N.D.) ■ 43
55 Wis.-Superior 72
81 North Central (Minn.) ■ 56
47 Valley City St. ■ 55
59 Bethany Lutheran 61
65 Martin Luther 40
63 Northland ■ 38
77 St. Scholastica ■ 61
68 Crown (Minn.) 28
56 Northwestern (Minn.) 57
61 Northwestern (Minn.) ■ 75
80 Crown (Minn.) ■ 23
63 North Central (Minn.) 48
74 Martin Luther ■ 48
88 Bethany Lutheran ■ 70
65 St. Scholastica 58
59 Northland 57
63 Presentation ■ 70
86 Bethany Lutheran † 73
73 Presentation 82

Nickname: Cougars
Colors: Maroon & Gold
Arena: P.E. Center
Capacity: 4,000; Year Built: 1971
AD: Mark Fohl
SID: Brian Curtis

MINN. ST. MANKATO
Mankato, MN 56001 II

Coach: Lori Fish, South Dakota St. 1991

2006-07 RESULTS (16-12)

89 Minn.-Crookston ■ 45
76 Bemidji St. ■ 67
55 Minn. St. Moorhead ■ 77
61 Colorado Mines † 55
73 Caldwell † 62
68 Colorado St.-Pueblo 63
73 N.M. Highlands † 62
80 Augsburg ■ 31
89 Wis.-Stout ■ 64
80 Dakota Wesleyan 60
85 Dakota St. 65
73 Southwest Minn. St. 55
59 Concordia-St. Paul 71
71 Minn. Duluth ■ 65
55 North Dakota 68
81 Briar Cliff (Iowa) ■ 52
68 St. Cloud St. 76
83 Bemidji St. 86
67 Augustana (S.D.) ■ 72
76 North Dakota ■ 84
63 South Dakota ■ 66
59 Minn. Duluth 55
69 St. Cloud St. ■ 85
59 South Dakota 77
80 Neb.-Omaha 102
62 Augustana (S.D.) 60
90 Neb.-Omaha ■ 76
60 South Dakota 68

Nickname: Mavericks
Colors: Purple & Gold
Arena: Bresnan Arena In Taylor Center
Capacity: 4,521; Year Built: 2000
AD: Kevin Buisman
SID: Paul Allan

MINN. ST. MOORHEAD
Moorhead, MN 56563-2996 II

Coach: Karla Nelson, North Dakota 1990

2006-07 RESULTS (21-10)

52 Minn. Duluth † 50
66 Northern Mich. † 55
77 Minn. St. Mankato 55
77 Lewis ■ 80
61 North Dakota 84
70 Jamestown 40
69 Concordia-St. Paul ■ 70
70 Minn.-Crookston 57
83 Bemidji St. 78
88 St. Cloud St. ■ 97
72 Glenville St. † 71
87 Chaminade † 50

56 Northern St. ■ 40
68 Mary ■ 57
57 Upper Iowa 43
72 Winona St. 68
73 Wayne St. (Neb.) ■ 67
105 Southwest Minn. St. ■ 57
78 Concordia-St. Paul 80
69 Bemidji St. ■ 48
90 Minn.-Crookston ■ 45
82 Mary 75
59 Northern St. 65
86 Winona St. ■ 62
62 Upper Iowa ■ 60
72 Southwest Minn. St. 76
62 Wayne St. (Neb.) 74
75 Upper Iowa ■ 68
71 Northern St. † 55
77 Concordia-St. Paul 85
66 North Dakota 98

Nickname: Dragons
Colors: Scarlet & White
Arena: Alex Nemzek Hall
Capacity: 3,400; Year Built: 1960
AD: Sylvia M. Barnier
SID: Larry Scott

MISERICORDIA

Dallas, PA 18612 III

Coach: Tom Griffith, Penn St.

2006-07 RESULTS (14-11)

60 Greensboro † 48
73 Emory & Henry 81
68 Lycoming 72
87 Cedar Crest 27
51 Gwynedd-Mercy 71
64 Eastern ■ 49
50 Wilkes ■ 37
43 Lebanon Valley 44
60 Ursinus † 72
66 Widener † 75
46 Marywood ■ 57
74 Keystone ■ 66
60 Arcadia ■ 46
76 Immaculata 65
67 Rosemont 45
48 Alvernia 53
66 Cedar Crest ■ 23
55 Cabrini ■ 51
55 Arcadia 60
52 Gwynedd-Mercy ■ 69
58 Marywood 44
70 Neumann ■ 66
76 Alvernia ■ 57
60 Wesley 58
83 Neumann ■ 86

Nickname: Cougars
Colors: Royal Blue & Gold
Arena: Anderson Sports Center
Capacity: 1,500; Year Built: 1992
AD: David L. Martin
SID: Scott Crispell

MISSISSIPPI

University, MS 38677-1848 I

Coach: Carol Ross, Mississippi 1982

2006-07 RESULTS (24-11)

92 Southeastern La. ■ 46
99 UAB 85
91 Rice 92
94 Rhode Island ■ 49
79 Ark.-Pine Bluff ■ 46
61 Northwestern † 58
79 Maryland † 110
75 Illinois ■ 50
65 Penn St. ■ 48
84 Rutgers 89
104 Central Ark. ■ 63
82 Miami (Fla.) ■ 64
55 Texas-Arlington † 66
99 Fordham † 43
87 Nicholls St. ■ 50
74 Auburn 66
76 Vanderbilt ■ 66
77 LSU ■ 74
67 Kentucky 65
76 South Carolina ■ 57
60 Georgia 69
71 Mississippi St. ■ 73
72 Florida 64
90 Arkansas 87
61 Kentucky ■ 69
84 Alabama ■ 43
69 Tennessee 81
86 Mississippi St. 84
56 Auburn ■ 64
78 Alabama † 49
46 LSU † 52
88 TCU † 74
89 Maryland † 78
90 Oklahoma † 82
62 Tennessee † 98

Nickname: Rebels
Colors: Cardinal Red & Navy Blue
Arena: Tad Smith Coliseum
Capacity: 8,700; Year Built: 1966
AD: Pete Boone
SID: Katy Lonergan

MISSISSIPPI COL.

Clinton, MS 39058 III

Coach: Paul Allen Duke, Mississippi St. 1976

2006-07 RESULTS (16-10)

61 Rust † 45
91 LaGrange † 48
81 Rhodes ■ 72
72 Mary Hardin-Baylor ■ 73
78 Concordia (Tex.) ■ 58
62 McMurry 87
55 Hardin-Simmons 80
77 Millsaps ■ 54
69 Schreiner ■ 57
64 Texas Lutheran ■ 45
69 Fisk ■ 28
69 Sul Ross St. 66
60 Howard Payne 80
61 Texas-Dallas ■ 58
72 Texas-Tyler ■ 79
56 Louisiana Col. 41
68 Ozarks (Ark.) 78
76 LeTourneau ■ 61
64 East Tex. Baptist ■ 74
62 LeTourneau 57
72 East Tex. Baptist 85
59 Louisiana Col. ■ 54
61 Ozarks (Ark.) ■ 57
62 Texas-Dallas 45
71 Texas-Tyler 94
71 Hardin-Simmons † 90

Nickname: Lady Choctaws
Colors: Blue & Gold
Arena: A.E. Wood Coliseum
Capacity: 3,500; Year Built: 1979
AD: Mike Jones
SID: Chris Brooks

MISSISSIPPI ST.

Mississippi State, MS 39762-5509 I

Coach: Sharon Fanning, Chattanooga 1975

2006-07 RESULTS (18-14)

74 Troy ■ 43
69 Southeastern La. ■ 62
60 Belmont ■ 67
80 Mississippi Val. ■ 51
65 Florida St. ■ 60
70 UAB ■ 76
47 Southern Miss. 57
54 Louisiana Tech ■ 60
49 Purdue 75
72 Grambling ■ 63
61 New Orleans † 54
71 Tennessee St. † 45
62 Georgia Tech 56
50 Mercer 37
81 Arkansas 73
61 Georgia ■ 74
50 LSU ■ 77
44 Tennessee 73
87 South Carolina ■ 73
83 Kentucky 75
73 Mississippi 71
80 Arkansas ■ 75
57 Auburn ■ 63
92 Savannah St. ■ 64
79 Florida 74
64 Vanderbilt ■ 84
84 Mississippi ■ 86
89 Alabama 70
66 South Carolina 72
63 Florida † 69
79 Tulane ■ 73
53 Western Ky. 56

Nickname: Lady Bulldogs
Colors: Maroon & White
Arena: Humphrey Coliseum
Capacity: 10,500; Year Built: 1975
AD: Larry Templeton
SID: Cassie Chance

MISSISSIPPI VAL.

Itta Bena, MS 38941-1400 I

Coach: Nathaniel Kilbert, Mississippi Val. 1987

2006-07 RESULTS (7-21)

66 Tougaloo 62
67 Stillman ■ 57
51 Mississippi St. 80
18 Kansas St. 77
72 Idaho † 76
44 Tuskegee ■ 59
37 Kentucky 84
58 Georgia St. 82
65 Birmingham-So. † 63
60 Ark.-Pine Bluff 67
41 Alabama A&M ■ 58
63 Alabama St. ■ 70
69 Alcorn St. 74
80 Southern U. 69
62 Prairie View ■ 75
60 Texas Southern ■ 52
49 Jackson St. 50
71 Grambling 78
59 Alabama A&M 70
60 Alabama St. 72
44 Alcorn St. ■ 51
61 Southern U. ■ 58
60 Prairie View 77
73 Texas Southern 57
45 Jackson St. ■ 52
59 Grambling ■ 66
74 Ark.-Pine Bluff ■ 81
52 Jackson St. † 68

Nickname: Devilettes
Colors: Forest Green & White
Arena: Harrison HPER Complex
Capacity: 6,000; Year Built: 1970
AD: Lonza Hardy Jr.
SID: Roderick Mosley

MISSOURI

Columbia, MO 65211-1050 I

Coach: Cindy Stein, Illinois 1984

2006-07 RESULTS (17-14)

71 Southern Ill. 60
89 A&M-Corpus Christi ■ 60
74 Arkansas St. ■ 53
60 Stanford 75
78 Alabama † 70
79 St. Mary's (Cal.) 64
70 Creighton ■ 66
76 Alabama A&M ■ 54
70 Ohio ■ 67
78 Northwestern 59
79 South Dakota St. ■ 62
89 Prairie View ■ 55
94 Ark.-Pine Bluff ■ 52
59 Colorado 71
66 Iowa St. ■ 56
77 Texas ■ 79
66 Kansas St. 81
55 Texas Tech 63
66 Nebraska ■ 76
61 Colorado ■ 48
70 Baylor 71
68 Iowa St. 76
63 Texas A&M ■ 69
57 Oklahoma St. ■ 83
67 Kansas 57
65 Nebraska 53
69 Kansas St. ■ 61
57 Oklahoma 72
66 Kansas ■ 70
57 Texas † 70
67 Wyoming 73

Nickname: Tigers
Colors: Old Gold & Black
Arena: Mizzou Arena
Capacity: 15,061; Year Built: 2004
AD: Michael F. Alden
SID: Brian Henry

UMKC

Kansas City, MO 64110 I

Coach: Bo Overton, Oklahoma 1983

2006-07 RESULTS (10-20)

71 Northern Colo. ■ 46
72 Colorado St. 89
53 Kansas 66
66 Boston U. ■ 68
50 La.-Monroe † 52
51 Texas St. 55
71 Wichita St. 78
54 Oklahoma St. 96
70 Okla. Christian 54
59 St. Louis 72
56 Kansas St. ■ 64
51 Chicago St. 48
62 Central Ark. ■ 74
45 TCU 68
64 Southern Utah ■ 48
52 Chicago St. ■ 41
45 Oral Roberts ■ 66
64 Centenary (La.) ■ 57
47 Oakland 67
50 IUPUI 42
38 Western Ill. ■ 50
51 Valparaiso ■ 52
48 Southern Utah 57
63 Centenary (La.) 47
53 Oral Roberts 62
66 IUPUI ■ 63
55 Oakland ■ 82
48 Valparaiso 66
64 Western Ill. 61
44 Oral Roberts 52

Nickname: Kangaroos
Colors: Blue & Gold
Arena: Swinney Recreation Center
Capacity: 1,500; Year Built: 1988
AD: Timothy W. Hall
SID: John Roushkolb

MO.-ROLLA

Rolla, MO 65409-0740 II

Coach: Alan Eads, Missouri 1973

2006-07 RESULTS (17-11)

70 Wayne St. (Mich.) ■ 54
60 Saginaw Valley ■ 55
78 Lynn † 81
67 Cameron † 62
78 St. Joseph's (Ind.) ■ 66
47 Indianapolis ■ 59
69 Rockhurst 56

82 Drury 84
57 Truman 55
62 Lincoln (Mo.) ■ 39
85 Oakland City ■ 72
65 SIU Edwardsville ■ 68
69 Quincy ■ 74
51 Northern Ky. 72
68 Bellarmine 74
69 Wis.-Parkside ■ 52
77 Lewis ■ 91
84 Lindenwood ■ 49
66 Mo.-St. Louis ■ 51
58 Ky. Wesleyan 77
73 Southern Ind. 56
77 Mo.-St. Louis 74
81 Southern Ind. ■ 70
77 Rockhurst ■ 64
64 Drury ■ 75
71 SIU Edwardsville 51
75 Quincy 61
52 Northern Ky. † 67

Nickname: Lady Miners
Colors: Silver & Gold
Arena: Bullman Multi-Purpose
Capacity: 4,000; Year Built: 1969
AD: Mark Mullin
SID: John Kean

MO.-ST. LOUIS

St. Louis, MO 63121-4499 II

Coach: Shelia Hering, McKendree 2005

2006-07 RESULTS (6-20)

75 Pittsburg St. 65
65 Southwest Baptist † 78
68 McKendree ■ 75
74 Oakland City 68
63 Drury 71
70 Rockhurst 73
74 Hope † 82
68 Hanover ■ 44
57 Quincy ■ 55
48 SIU Edwardsville ■ 66
61 Indianapolis ■ 69
49 Bellarmine 67
44 Northern Ky. 67
45 Lewis ■ 56
60 Wis.-Parkside ■ 67
70 Oakland City ■ 64
51 Mo.-Rolla 66
52 Southern Ind. 68
57 Ky. Wesleyan 84
74 Mo.-Rolla ■ 77
62 Southern Ind. ■ 67
74 St. Joseph's (Ind.) ■ 59
52 Drury ■ 75
67 Rockhurst ■ 82
63 Quincy 82
71 SIU Edwardsville 86

Nickname: Riverwomen
Colors: Red & Gold
Arena: Mark Twain Building
Capacity: 4,736; Year Built: 1971
AD: Patricia A. Dolan
SID: Todd Addington

MO. SOUTHERN ST.

Joplin, MO 64801-1595 II

Coach: Maryann Mitts, Rockhurst 1992

2006-07 RESULTS (14-13)

68 Northeastern St. ■ 64
74 Central Methodist ■ 54
81 Evangel ■ 57
65 Newman ■ 51
94 Okla. Panhandle ■ 57
79 Harris-Stowe ■ 54
53 Truman ■ 36
76 Hawaii Pacific † 54
69 Mont. St.-Billings † 78
66 Mo. Western St. 81
83 Pittsburg St. 59
79 Central Mo. ■ 61
61 Northwest Mo. St. ■ 66
61 Emporia St. 82
69 Fort Hays St. ■ 86
75 Southwest Baptist 80
54 Washburn ■ 65
55 Truman 71
50 Washburn 81
70 Fort Hays St. 61
49 Emporia St. ■ 72
65 Southwest Baptist ■ 48
48 Central Mo. 67
51 Northwest Mo. St. 62
76 Pittsburg St. ■ 57
75 Mo. Western St. ■ 69
54 Northwest Mo. St. † 77

Nickname: Lions
Colors: Green & Gold
Arena: Leggett & Platt Ath. Center
Capacity: 3,240; Year Built: 1999
AD: Sallie Beard
SID: Justin Maskus

MISSOURI ST.

Springfield, MO 65897 I

Coach: Katie Abrahamson-Henderson, Iowa 1990

2006-07 RESULTS (7-21)

70 Iowa † 79
55 Seton Hall † 62
54 Arkansas St. ■ 67
54 Ark.-Little Rock ■ 48
82 Portland St. ■ 69
57 DePaul ■ 78
51 Tulsa 70
71 Oregon ■ 56
47 Western Ill. ■ 44
38 Southern Ill. ■ 63
72 Evansville 82
67 Wichita St. ■ 75
83 Indiana St. 76
47 Illinois St. 76
72 UNI ■ 70
68 Bradley ■ 76
51 Creighton 61
76 Drake 82
65 Wichita St. 68
53 Indiana St. ■ 63
48 Illinois St. ■ 65
75 Bradley 78
72 UNI 90
70 Creighton ■ 60
68 Drake ■ 81
47 Southern Ill. 60
55 Evansville ■ 57
56 Bradley † 65

Nickname: Lady Bears
Colors: Maroon & White
Arena: Hammons Student Center
Capacity: 8,846; Year Built: 1976
AD: William L. Rowe Jr.
SID: Eric Doennig

MO. WESTERN ST.

St. Joseph, MO 64507 II

Coach: Josh Keister, Mt. Mercy 1996

2006-07 RESULTS (30-4)

79 Lincoln (Mo.) † 60
72 Quincy 69
56 Northeastern St. ■ 40
90 St. Ambrose ■ 63
75 Mont. St.-Billings ■ 56
71 St. Mary's (Tex.) ■ 63
76 Washburn 68
80 Park 49
91 Hawaii Pacific 49
81 BYU-Hawaii † 53
68 Abilene Christian † 54
81 Mo. Southern St. ■ 66
72 Northwest Mo. St. 69
81 Truman ■ 73
68 Central Mo. 54
74 Fort Hays St. 62
80 Pittsburg St. 67
63 Emporia St. ■ 53
89 Southwest Baptist ■ 75
49 Washburn ■ 47
83 Southwest Baptist 73
63 Emporia St. 83
70 Morningside ■ 62
77 Pittsburg St. ■ 69
83 Fort Hays St. ■ 66
84 Truman 74
99 Central Mo. ■ 97
77 Northwest Mo. St. ■ 58
69 Mo. Southern St. 75
86 Pittsburg St. † 66
68 Northwest Mo. St. † 58
70 Washburn † 71
80 Mont. St.-Billings ■ 59
72 Tex. A&M-Commerce ■ 73

Nickname: Griffons
Colors: Black & Gold
Arena: MWSU Fieldhouse
Capacity: 3,750; Year Built: 1981
AD: Mark Linder
SID: Brett King

MOLLOY

Rockville Centre, NY 11571-5002 II

Coach: Tim O'Hagan

2006-07 RESULTS (15-14)

81 Post ■ 78
49 Dowling 56
53 C.W. Post ■ 56
71 Bridgeport 79
50 East Stroudsburg 59
89 Concordia (N.Y.) † 58
73 Queens (N.Y.) ■ 53
79 Felician 54
60 Franklin Pierce 67
60 St. Anselm 38
52 Assumption ■ 70
72 Mercy 48
70 Concordia (N.Y.) ■ 28
61 New Haven 79
53 NYIT 60
68 Adelphi ■ 65
65 Dowling ■ 75
76 St. Thomas Aquinas ■ 65
71 C.W. Post 63
54 Bridgeport ■ 59
78 New Haven ■ 75
69 Queens (N.Y.) 49
74 Mercy ■ 54
72 Concordia (N.Y.) 53
70 St. Thomas Aquinas 72
67 NYIT ■ 64
64 Adelphi 67
55 Adelphi 68
75 Philadelphia U. 83

Nickname: Lady Lions
Colors: Maroon & White
Arena: Quealy Gymnasium
Capacity: 400; Year Built: 1955
AD: Susan Cassidy-Lyke
SID: Jen Mischke

MONMOUTH

West Long Branch, NJ 07764 I

Coach: Michelle Baxter, St. John Fisher 1987

2006-07 RESULTS (18-13)

45 Rice ■ 76
82 Rider ■ 70
62 St. Peter's ■ 61
65 Marshall † 54
53 Bucknell † 67
72 Lehigh ■ 65
46 St. John's (N.Y.) 54
69 St. Francis (N.Y.) 63
67 Drexel 75
76 American ■ 64
79 Lafayette ■ 62
50 Long Island ■ 64
95 Mt. St. Mary's ■ 91
83 Wagner ■ 54
51 Sacred Heart 60
57 Quinnipiac 69
73 Central Conn. St. 65
58 NJIT 54
72 Robert Morris ■ 81
76 St. Francis (Pa.) ■ 71
65 St. Francis (N.Y.) ■ 47
77 St. Francis (Pa.) 59
47 Long Island 58
59 Wagner 50
60 Mt. St. Mary's 57
48 Central Conn. St. ■ 64
73 Fairleigh Dickinson ■ 47
54 Sacred Heart ■ 59
59 Fairleigh Dickinson 74
63 Quinnipiac 58
46 Sacred Heart 50

Nickname: Hawks
Colors: Midnight Blue & White
Arena: William T. Boylan Gym
Capacity: 2,500; Year Built: 1965
AD: Marilyn A. McNeil
SID: Chris Tobin

MONMOUTH (ILL.)

Monmouth, IL 61462-1998 III

Coach: Melissa Jones, Monmouth (Ill.) 2003

2006-07 RESULTS (12-11)

68 Cornell College ■ 65
97 Blackburn ■ 40
50 Rockford ■ 39
59 Lawrence 89
61 Carroll (Wis.) 65
74 Grinnell 77
72 Augustana (Ill.) ■ 64
60 DePauw ■ 90
85 Robert Morris-Springfield ■ 63
70 Eureka 52
71 Illinois Col. ■ 70
85 Knox 63
67 Beloit ■ 70
73 Ripon ■ 66
81 St. Norbert 88
68 Beloit 83
57 Lake Forest 68
79 Grinnell ■ 63
67 Lawrence ■ 69
77 Carroll (Wis.) ■ 80
71 Knox ■ 55
74 Illinois Col. 59
86 Lake Forest ■ 95

Nickname: Fighting Scots
Colors: Red & White
Arena: Glennie Gymnasium
Capacity: 1,600; Year Built: 1982
AD: Terry L. Glasgow
SID: Barry McNamara/Dan Nolan

MONTANA

Missoula, MT 59812-1291 I

Coach: Robin Selvig, Montana 1974

2006-07 RESULTS (27-4)

89 Mont. St.-Billings ■ 45
88 Gonzaga ■ 78
68 Davidson † 61
43 Ohio St. 83
70 Wyoming ■ 59
74 Portland ■ 54
86 Utah St. ■ 56
71 Washington St. 60
85 Idaho 66
87 Cal St. Northridge 73
98 Santa Clara 72
83 Canisius ■ 46
79 Wyoming ■ 72
85 Portland St. ■ 67

92 Eastern Wash. ■ 55
86 Montana St. 67
90 Idaho St. 87
49 Weber St. 64
78 Northern Ariz. ■ 64
85 Northern Colo. ■ 54
77 Portland St. 57
71 Eastern Wash. 53
78 Sacramento St. 50
84 Montana St. ■ 70
76 Weber St. ■ 61
90 Idaho St. ■ 72
61 Northern Ariz. 50
74 Northern Colo. 56
76 Sacramento St. ■ 43
59 Northern Ariz. ■ 64
70 Utah 78

Nickname: Lady Griz
Colors: Maroon and Silver
Arena: Dahlberg Arena
Capacity: 7,500; Year Built: 1953
AD: Jim O'Day
SID: Joel Carlson

MONTANA ST.

Bozeman, MT 59717-3380 I

Coach: Tricia Binford, Boise St. 1995

2006-07 RESULTS (13-16)

57 Montana Tech ■ 66
78 Long Beach St. 68
62 Oregon St. 69
86 Cal St. Fullerton ■ 63
62 North Dakota St. ■ 74
70 Washington St. 64
62 Portland ■ 63
71 Utah St. ■ 53
77 Montana Western ■ 71
63 Utah 66
78 Utah Valley St. 84
53 Gonzaga 81
66 Eastern Wash. ■ 69
72 Portland St. ■ 63
67 Montana ■ 86
66 Weber St. 67
91 Idaho St. 80
68 Northern Colo. ■ 47
52 Northern Ariz. ■ 60
72 Eastern Wash. 57
53 Portland St. 55
66 Sacramento St. 59
70 Montana 84
80 Sacramento St. ■ 54
74 Idaho St. ■ 96
77 Northern Colo. 49
47 Northern Ariz. 66
66 Weber St. ■ 63
53 Northern Ariz. † 76

Nickname: Bobcats
Colors: Blue & Gold
Arena: Brick Breeden Fieldhouse
Capacity: 7,250; Year Built: 1956
AD: Peter Fields
SID: Tom Schulz

MONT. ST.-BILLINGS

Billings, MT 59101-0298 II

Coach: Kevin Woodin, Carroll (Mont.) 1987

2006-07 RESULTS (22-10)

77 Western Ore. ■ 62
62 North Dakota ■ 71
85 Rocky Mountain ■ 69
82 Northwest Mo. St. 95
56 Mo. Western St. 75
80 Mont. St.-Northern ■ 67
84 St. Martin's 68
69 Mary ■ 63
86 Abilene Christian † 61
78 Mo. Southern St. † 69
84 Okla. Panhandle ■ 60
82 Tex. A&M Int'l ■ 64
76 St. Edward's ■ 57
78 St. Edward's ■ 61
82 Okla. Panhandle 85
73 Okla. Panhandle 66
88 Tex. Permian Basin 62
73 Lincoln (Mo.) ■ 47
69 St. Mary's (Tex.) ■ 67
89 Incarnate Word ■ 81
66 Incarnate Word ■ 65
62 Lincoln (Mo.) 66
71 Lincoln (Mo.) 75
59 St. Mary's (Tex.) 57
37 Incarnate Word 65
48 St. Mary's (Tex.) 51
97 Tex. Permian Basin ■ 60
66 Texas A&M Int'l 75
70 St. Edward's 67
67 St. Mary's (Tex.) † 64
62 Incarnate Word † 52
59 Mo. Western St. 80

Nickname: Yellowjackets
Colors: Cobalt Blue & Yellow
Arena: Alterowitz Gymnasium
Capacity: 3,500; Year Built: 1961
AD: Gary R. Gray
SID: Travis Elam

MONTCLAIR ST.

Montclair, NJ 07043 III

Coach: Beth O'Boyle, Gettysburg 1998

2006-07 RESULTS (18-10)

62 Scranton † 75
81 Clarkson † 61
60 King's (Pa.) 71
57 Colby † 39
46 Bowdoin ■ 86
52 Mt. St. Mary (N.Y.) 70
87 Rutgers-Camden ■ 30
45 Wm. Paterson 51
59 TCNJ ■ 47
78 Farmingdale St. ■ 58
38 Catholic ■ 65
53 Messiah 70
58 Hood 30
66 New Jersey City ■ 58
51 Ramapo ■ 41
55 Kean 78
58 Rutgers-Newark ■ 53
57 Richard Stockton ■ 64
72 Wm. Paterson ■ 61
72 Rowan 59
84 Drew ■ 46
55 New Jersey City 47
79 Ramapo 44
43 Rutgers-Newark 29
38 TCNJ ■ 60
71 John Jay ■ 53
65 Richard Stockton ■ 50
85 Farmingdale St. 70

Nickname: Red Hawks
Colors: Scarlet & White
Arena: Panzer Gymnasium
Capacity: 1,200; Year Built: 1954
AD: Holly P. Gera
SID: Mike Scala

MONTEVALLO

Montevallo, AL 35115-6001 II

Coach: Roy Dixon, Montevallo 1990

2006-07 RESULTS (14-14)

84 Mobile ■ 80
68 Ark.-Monticello ■ 72
79 North Ga. ■ 76
69 Ga. Southwestern 43
67 Tuskegee ■ 58
66 Ga. Southwestern ■ 55
44 Christian Bros. 42
64 Harding ■ 66
73 Ouachita Baptist ■ 79
46 Harding 61
69 Tampa 76
66 Eckerd 49
64 North Ala. ■ 54
63 Ala.-Huntsville ■ 42
39 West Ga. 63
57 Aub.-Montgomery 61
62 West Fla. ■ 44
51 Valdosta St. 57
52 West Ala. ■ 62
74 Clark Atlanta ■ 65
61 West Ga. ■ 44
40 Arkansas Tech ■ 65
60 Ala.-Huntsville 46
67 North Ala. 66
63 West Fla. 71
49 Valdosta St. ■ 72
60 West Ala. 73
39 Henderson St. † 75

Nickname: Falcons
Colors: Purple & Gold
Arena: Student Activity Center
Capacity: 2,000; Year Built: 2004
AD: Dennis S. Toney
SID: Alfred Kojima

MORAVIAN

Bethlehem, PA 18018-6650 III

Coach: Mary Beth Spirk, Dickinson 1981

2006-07 RESULTS (19-11)

75 Ferrum † 72
75 Johns Hopkins 85
79 DeSales ■ 70
58 Widener ■ 55
48 TCNJ ■ 36
42 Susquehanna 59
87 Drew ■ 85
57 Scranton 64
60 Ursinus ■ 72
85 Wilkes 50
67 Wm. Paterson ■ 71
89 Lincoln (Pa.) ■ 83
77 Lebanon Valley ■ 59
72 Juniata ■ 57
57 Albright 72
66 Elizabethtown ■ 48
54 Messiah 58
69 Juniata 81
60 Albright ■ 61
65 Muhlenberg 68
76 Susquehanna ■ 62
64 Lebanon Valley 50
66 Messiah ■ 59
77 Widener 55
101 Elizabethtown 85
68 Albright 61
57 Messiah 79
72 Penn St.-Behrend 56
71 Albright 60
86 King's (Pa.) † 64

Nickname: Greyhounds
Colors: Blue & Grey
Arena: Johnston Hall
Capacity: 1,200; Year Built: 1952
AD: Paul R. Moyer
SID: Mark Fleming

MOREHEAD ST.

Morehead, KY 40351-1689 I

Coach: Matthew Mitchell, Mississippi St. 1995

2006-07 RESULTS (14-16)

67 Evansville 85
75 Grambling † 52
66 Eastern Mich. 90
62 Marshall 65
61 IUPUI ■ 68
54 Florida 86
52 Western Ky. ■ 71
55 Xavier 72
66 Austin Peay ■ 61
54 Murray St. ■ 76
57 Tenn.-Martin 73
88 Eastern Ill. 76
68 Tennessee St. ■ 55
57 Tennessee Tech ■ 54
91 Eastern Ky. 88
67 Tenn.-Martin ■ 47
60 Samford 57
77 Jacksonville St. 74
68 Southeast Mo. St. ■ 58
71 Eastern Ill. ■ 59
51 Tennessee Tech 59
82 Eastern Ky. ■ 72
64 Virginia Tech 77
70 Southeast Mo. St. 84
57 Murray St. 71
48 Samford ■ 58
83 Jacksonville St. ■ 57
77 Tennessee St. 65
66 Austin Peay 74
57 Tenn.-Martin ■ 61

Nickname: Lady Eagles
Colors: Blue & Gold
Arena: Ellis T. Johnson Arena
Capacity: 6,500; Year Built: 1981
AD: Brian Hutchinson
SID: Matt Schabert

MORGAN ST.

Baltimore, MD 21251 I

Coach: Donald Beasley, Morgan St. 1984

2006-07 RESULTS (18-13)

63 NJIT 55
45 UNC Asheville 63
55 Kennesaw St. † 59
66 Cornell 60
42 Duquesne † 70
49 Coppin St. ■ 64
60 Lafayette 57
66 Mt. St. Mary's ■ 60
50 La Salle 61
46 Florida A&M ■ 62
60 Fordham ■ 52
42 Delaware St. ■ 40
65 Hampton 61
64 Norfolk St. 44
51 South Carolina St. ■ 47
62 N.C. A&T ■ 69
65 Md.-East. Shore ■ 49
67 Howard 74
66 Winston-Salem ■ 71
48 Delaware St. 71
61 Hampton ■ 51
65 Norfolk St. ■ 54
75 South Carolina St. 56
69 N.C. A&T 89
62 Md.-East. Shore 60
71 Howard ■ 62
63 Bethune-Cookman 58
53 Coppin St. 67
63 Hampton † 59
69 Coppin St. † 67
42 Delaware St. † 55

Nickname: Lady Bears
Colors: Blue & Orange
Arena: Hill Field House
Capacity: 4,500; Year Built: 1974
AD: Floyd Kerr
SID: Kevin Paige

MOUNT HOLYOKE

South Hadley, MA 01075 III

Coach: Michelle Scecina, Springfield 1997

2006-07 RESULTS (21-8)

65 Fitchburg St. † 53
64 Eastern Conn. St. 72
58 Amherst 54
64 Elms ■ 47
49 Bryn Mawr † 41
66 Vassar † 47

71 Swarthmore † 50
71 Worcester St. 73
40 Western Conn. St. † 60
48 Southern Me. † 61
61 Emerson ■ 52
52 Wellesley 35
62 Springfield ■ 45
61 Clark (Mass.) 45
63 Wheaton (Mass.) ■ 68
64 Smith 44
55 Coast Guard ■ 43
70 Western New Eng. ■ 62
49 WPI 52
68 Springfield 75
69 Babson ■ 42
65 Coast Guard 55
57 MIT 45
61 Smith ■ 48
75 Clark (Mass.) ■ 57
65 Coast Guard ■ 52
73 Babson † 71
51 WPI 46
57 Bowdoin 74

Nickname: Lyons
Colors: Blue & White
Arena: Howard Gymnasium
Capacity: 300; Year Built: 1952
AD: Laurie Priest
SID: Bridget Gunn

MOUNT IDA

Newton, MA 02459-3323 III

Coach: Candace Crabtree, Dakota Wesleyan 1988

2006-07 RESULTS (10-15)

62 Albertus Magnus 56
57 Framingham St. ■ 74
67 Emerson 54
46 WPI ■ 65
70 Husson ■ 72
39 Maine Maritime ■ 72
98 Lesley ■ 47
66 Wentworth Inst. ■ 75
66 Mass.-Boston ■ 75
85 Wheelock 49
56 Fitchburg St. ■ 90
81 St. Joseph's (Me.) ■ 75
67 Lasell 55
68 Bay Path 50
72 Castleton 84
70 Johnson St. 74
81 Wheelock ■ 58
56 Husson 59
60 Maine Maritime 87
80 Elms ■ 62
64 Thomas (Me.) 75
55 Me.-Farmington 86
65 Becker ■ 56
59 Thomas (Me.) ■ 61
58 Me.-Farmington ■ 81

Nickname: Mustangs
Colors: Green & White
Arena: Mount Ida College Athletic Center
Capacity: 500; Year Built: 1999
AD: Jacqueline Palmer
SID: Mike Raposo

MOUNT OLIVE

Mount Olive, NC 28365 II

Coach: Wendy Lawrence, Meredith 1992

2006-07 RESULTS (15-13)

71 UNC Pembroke ■ 61
69 Francis Marion 82
53 Pfeiffer 78
53 St. Andrews ■ 58
72 Limestone ■ 53
65 Chowan 52
68 St. Augustine's 60
64 St. Augustine's ■ 65
58 Shaw ■ 65
56 Lees-McRae 78
73 Queens (N.C.) 80
77 Coker 55
80 Erskine ■ 71
58 Belmont Abbey ■ 56
68 Barton ■ 79
69 Anderson (S.C.) 71
72 Dist. Columbia ■ 62
83 Limestone 66
75 Pfeiffer ■ 81
60 Coker ■ 49
81 Erskine 29
60 St. Andrews 67
63 Lees-McRae ■ 52
80 Barton 71
70 Queens (N.C.) ■ 66
57 Belmont Abbey 69
68 Anderson (S.C.) ■ 56
60 St. Andrews 62

Nickname: Trojans
Colors: Green & White
Arena: Kornegay Arena
Capacity: 1,500; Year Built: 1984
AD: Jeffrey M. Eisen
SID: David Shulimson

MT. ST. JOSEPH

Cincinnati, OH 45233-1670 III

Coach: Melanee Atkinson, Virginia 1992

2006-07 RESULTS (7-17)

48 Case Reserve ■ 57
92 Otterbein ■ 87
59 Alma † 56
77 Earlham 62
52 Transylvania 71
63 Manchester ■ 69
71 Hanover ■ 68
50 Anderson (Ind.) 63
59 Thomas More ■ 66
85 Hood † 38
51 Penn St.-Behrend 65
61 Franklin ■ 70
65 Defiance 74
44 Rose-Hulman ■ 68
87 Cincinnati Christian 52
44 Bluffton 67
48 Manchester 61
67 Transylvania ■ 75
44 Anderson (Ind.) ■ 47
58 Hanover 61
56 Defiance ■ 65
43 Rose-Hulman 62
52 Franklin 66
65 Bluffton ■ 60

Nickname: Lions
Colors: Blue & Gold
Arena: Harrington Center
Capacity: 2,000; Year Built: 1998
AD: Steven F. Radcliffe
SID: Dane Neumeister

MT. ST. MARY (N.Y.)

Newburgh, NY 12550 III

Coach: J. Randall Ognibene, Geneseo St. 1976

2006-07 RESULTS (24-5)

66 Gettysburg † 55
59 Marymount (Va.) 53
65 King's (Pa.) † 75
70 Montclair St. ■ 52
63 St. Joseph's (L.I.) 41
58 Manhattanville ■ 61
66 Stevens Institute 60
77 Hunter 63
45 New York U. 58
66 Staten Island 52
69 Mt. St. Vincent ■ 60
70 Old Westbury 50
85 Centenary (N.J.) ■ 66
74 Merchant Marine 43
69 Scranton ■ 49
67 TCNJ ■ 57
70 Farmingdale St. ■ 57
72 Mt. St. Vincent 58
69 Manhattanville 55
82 St. Joseph's (L.I.) ■ 40
94 Centenary (N.J.) 65
71 Old Westbury ■ 36
71 Merchant Marine ■ 61
66 Farmingdale St. 67
71 Stevens Institute ■ 63
69 Manhattanville ■ 51
72 Mt. St. Vincent ■ 62
74 Farmingdale St. ■ 60
55 Hamilton † 58

Nickname: Blue Knights
Colors: Royal Blue, Black & White
Arena: Elaine & William Kaplan Recreation Center
Capacity: 1,500; Year Built: 1992
AD: John J. Wright
SID: Justin Satkowski

MT. ST. MARY'S

Emmitsburg, MD 21727-7799 I

Coach: Vanessa Blair, Mt. St. Mary's 1992

2006-07 RESULTS (12-17)

55 Lafayette ■ 68
55 Pittsburgh 77
46 Navy 57
50 Georgetown ■ 59
61 Loyola (Md.) ■ 65
83 Wagner 70
66 William & Mary ■ 58
61 UMBC ■ 48
60 Morgan St. 66
46 Drexel ■ 53
64 Towson 72
57 Sacred Heart ■ 66
91 Monmouth 95
41 Long Island 76
74 St. Francis (N.Y.) ■ 61
75 Central Conn. St. ■ 68
52 Robert Morris 64
65 St. Francis (Pa.) 63
71 Fairleigh Dickinson ■ 53
61 Wagner ■ 45
50 Quinnipiac 54
56 Central Conn. St. 52
75 St. Francis (Pa.) ■ 68
62 St. Francis (N.Y.) 52
57 Monmouth ■ 60
56 Sacred Heart 68
76 Quinnipiac ■ 75
58 Robert Morris ■ 71
67 Sacred Heart 70

Nickname: Mountaineers
Colors: Blue & White
Arena: Knott Arena
Capacity: 3,123; Year Built: 1987
AD: Lynne Robinson
SID: David Musil

MT. ST. VINCENT

Riverdale, NY 10471-1093 III

Coach: Ed Ryder, Oneonta St. 1987

2006-07 RESULTS (17-10)

50 Ithaca † 67
78 York (N.Y.) † 22
66 St. Joseph's (Brkln) 29
69 Manhattanville ■ 61
82 Centenary (N.J.) ■ 74
78 Farmingdale St. 86
75 Yeshiva 37
33 New York U. 75
66 Merchant Marine 70
60 Mt. St. Mary (N.Y.) 69
70 St. Elizabeth ■ 53
51 Stevens Institute ■ 59
52 Merchant Marine ■ 48
62 St. Joseph's (L.I.) 49
71 Manhattanville 62
75 Old Westbury ■ 55
58 Mt. St. Mary (N.Y.) ■ 72
76 Centenary (N.J.) ■ 61
52 Stevens Institute 58
59 New Rochelle 26
68 St. Joseph's (L.I.) ■ 56
70 Farmingdale St. ■ 86
59 Old Westbury 50
73 New Rochelle † 40
59 St. Elizabeth † 54
63 Merchant Marine ■ 58
62 Mt. St. Mary (N.Y.) 72

Nickname: Dolphins
Colors: Blue, White & Gold
Arena: Mount Saint Vincent Gymnasium
Capacity: 250; Year Built: 1929
AD: Cathy Ingram
SID: Michael Spinner

MOUNT UNION

Alliance, OH 44601 III

Coach: Suzy Venet, Mount Union 1998

2006-07 RESULTS (14-13)

72 Pitt.-Bradford † 49
46 Wash. & Jeff. 41
53 Grove City ■ 49
42 Allegheny 48
43 Westminster (Pa.) ■ 55
52 Baldwin-Wallace ■ 77
60 Heidelberg 68
49 Ohio Northern 63
74 Muskingum 67
58 Ohio Dominican † 73
82 North Central (Ill.) † 71
67 Marietta ■ 44
56 Wilmington (Ohio) 71
65 Capital ■ 67
80 Otterbein ■ 77
63 John Carroll 61
69 Muskingum ■ 54
52 Baldwin-Wallace 68
56 Heidelberg ■ 35
56 John Carroll ■ 63
74 Otterbein 83
39 Capital 72
61 Wilmington (Ohio) ■ 55
52 Marietta 45
69 Ohio Northern ■ 61
65 Baldwin-Wallace 61
39 Capital 52

Nickname: Purple Raiders
Colors: Purple & White
Arena: Timken Building
Capacity: 2,200; Year Built: 1970
AD: Larry Kehres
SID: Michael De Matteis

MUHLENBERG

Allentown, PA 18104-5586 III

Coach: Ron Rohn, Fordham 1982

2006-07 RESULTS (19-7)

75 N.C. Wesleyan ■ 48
87 Delaware Valley ■ 70
63 Bryn Mawr 42
65 DeSales 62
75 Johns Hopkins ■ 58
74 Swarthmore ■ 47
73 Drew 43
79 Washington (Md.) ■ 60
63 Susquehanna ■ 61
76 Haverford ■ 62
75 Frank. & Marsh. 64
45 McDaniel ■ 70
50 Johns Hopkins 45
63 Ursinus ■ 60
63 Washington (Md.) 64
34 Dickinson 49
77 Frank. & Marsh. ■ 36
62 Gettysburg 55

61 Haverford 56
68 Moravian ■ 65
90 Alvernia 81
78 Bryn Mawr ■ 49
43 McDaniel 55
42 Dickinson ■ 50
56 Ursinus 67
35 Dickinson † 49

Nickname: Mules
Colors: Cardinal & Grey
Arena: Memorial Hall
Capacity: 3,529; Year Built: 1954
AD: Samuel T. Beidleman
SID: Mike Falk

MURRAY ST.

Murray, KY 42071-3318 I

Coach: Joi Felton, South Fla. 1988

2006-07 RESULTS (21-10)

80 Kentucky St. ■ 46
73 Brescia ■ 55
68 Southern Ill. 77
60 Western Ky. 67
57 Cincinnati 74
81 Lipscomb ■ 53
89 Eastern Ky. 75
76 Morehead St. 54
77 Samford ■ 63
100 Jacksonville St. ■ 59
93 Eastern Ill. ■ 67
83 Tennessee St. 55
61 Southeast Mo. St. ■ 67
64 Austin Peay 63
61 Alabama A&M 59
67 Tenn.-Martin ■ 59
49 Tennessee Tech 54
63 Southeast Mo. St. 66
73 Samford 64
70 Austin Peay ■ 82
82 Jacksonville St. 61
75 Eastern Ky. ■ 62
71 Morehead St. ■ 57
81 Tennessee St. ■ 60
70 Eastern Ill. 67
80 Tennessee Tech ■ 79
60 Tenn.-Martin 62
68 Eastern Ky. ■ 66
66 Tenn.-Martin † 65
60 Southeast Mo. St. † 62
52 Arkansas St. 59

Nickname: Lady Racers
Colors: Navy & Gold
Arena: Reg. Special Events Center
Capacity: 8,500; Year Built: 1998
AD: Allen Ward
SID: David B. Snow

MUSKINGUM

New Concord, OH 43762 III

Coach: Beth Fox, Bluffton 1998

2006-07 RESULTS (8-18)

80 Ohio Dominican ■ 95
75 St. Joseph's (Brkln) ■ 39
87 Bluffton 57
61 Manchester 63
71 Kenyon 73
79 Westminster (Pa.) 84
71 John Carroll 80
94 Otterbein ■ 98
73 Heidelberg ■ 68
67 Mount Union ■ 74
62 Case Reserve ■ 71
57 Ohio Northern 65
64 Baldwin-Wallace 90
88 Marietta ■ 43
65 Capital 89
79 Wilmington (Ohio) ■ 92
54 Mount Union 69
64 John Carroll ■ 56
65 Otterbein 87
72 Wilmington (Ohio) 87
63 Capital ■ 79
79 Marietta 75
71 Baldwin-Wallace ■ 81
87 Ohio Northern ■ 79
73 Heidelberg 69
55 Wilmington (Ohio) 80

Nickname: Lady Muskies
Colors: Black & Magenta
Arena: Muskingum Recreation Ctr.
Capacity: 3,000; Year Built: 1986
AD: Larry Shank
SID: Tom Caudill

NAVY

Annapolis, MD 21402-5000 I

Coach: Tom Marryott, Castleton 1985

2006-07 RESULTS (12-17)

49 Ohio 72
47 Marshall ■ 74
41 Massachusetts † 62
77 Howard † 67
57 Mt. St. Mary's ■ 46
49 Long Island 51
56 St. Francis (Pa.) 64
34 Georgetown ■ 51
74 UMBC 56
59 N.C. A&T 64
65 Charleston So. 55
40 Marquette 67
61 Stetson 56
47 Bucknell 67
54 Lehigh ■ 44
55 Lafayette ■ 43
39 Holy Cross 49
49 Army 44
48 American 62
44 Colgate ■ 55
58 Winston-Salem ■ 39
66 Bucknell ■ 76
59 Lehigh 46
65 Lafayette 68
80 Holy Cross ■ 85
43 Army ■ 58
65 American ■ 58
54 Colgate 52
55 American ■ 68

Nickname: Midshipmen
Colors: Navy Blue & Gold
Arena: Alumni Hall
Capacity: 5,710; Year Built: 1991
AD: Chester S. Gladchuk
SID: Justin Kischefsky

NAZARETH

Rochester, NY 14618-3790 III

Coach: Diane Williams, Geneseo St. 1986

2006-07 RESULTS (7-18)

81 Clarkson ■ 61
68 Hilbert ■ 49
35 William Smith 69
66 Pitt.-Bradford 80
61 Fredonia St. ■ 65
60 Cortland St. 83
60 Gwynedd-Mercy † 70
65 Neumann † 52
66 Alfred ■ 54
61 St. John Fisher ■ 69
56 Rochester † 70
69 Rochester Inst. † 67
82 Roberts Wesleyan † 86
66 Ithaca 80
62 Elmira 67
65 Rochester Inst. ■ 73
67 Hartwick ■ 63
56 Utica ■ 77
56 St. John Fisher 67
80 Alfred 73
63 Rochester Inst. 73
56 Utica 82
81 Hartwick 94
59 Elmira ■ 68
66 Ithaca ■ 75

Nickname: Golden Flyers
Colors: Purple & Gold
Arena: Robert A. Kidera Gym
Capacity: 1,200; Year Built: 1976
AD: Peter Bothner
SID: Joe Seil

NEBRASKA

Lincoln, NE 68508-0219 I

Coach: Connie Yori, Creighton 1986

2006-07 RESULTS (22-10)

60 Arizona St. 87
93 Fla. Atlantic † 53
66 New Mexico † 59
76 Cal St. Fullerton ■ 62
80 UC Irvine 66
72 Southern California 65
77 Tex.-Pan American ■ 37
65 Minnesota ■ 74
87 Michigan ■ 47
73 Northwestern ■ 58
60 Creighton 57
80 Nicholls St. ■ 42
94 North Carolina St. † 74
81 Florida 73
79 Texas 75
69 Oklahoma ■ 77
63 Kansas 54
70 Kansas St. ■ 63
76 Missouri 66
65 Texas A&M 66
78 Kansas ■ 58
62 Iowa St. ■ 49
76 Baylor ■ 67
62 Kansas St. 55
54 Colorado 44
69 Texas Tech ■ 70
53 Missouri ■ 65
53 Iowa St. 64
60 Oklahoma St. 63
90 Colorado ■ 70
76 Iowa St. † 79
61 Temple † 64

Nickname: Cornhuskers
Colors: Scarlet & Cream
Arena: Bob Devaney Sports Center
Capacity: 13,595; Year Built: 1975
AD: Steven C. Pederson
SID: Jeff Griesch

NEB.-KEARNEY

Kearney, NE 68849 II

Coach: Carol Russell, Nebraska 1993

2006-07 RESULTS (22-10)

68 Doane ■ 63
77 Winona St. ■ 68
47 Augustana (S.D.) ■ 73
90 Neb.-Omaha ■ 75
73 South Dakota ■ 45
69 Fort Hays St. 81
83 Western N.M. 61
74 N.M. Highlands 45
85 Mesa St. ■ 77
67 Fort Lewis ■ 60
99 Wayne St. (Neb.) 88
60 Adams St. 48
68 Colorado St.-Pueblo 70
75 Western St. ■ 47
59 Regis (Colo.) ■ 85
76 UC-Colo. Springs ■ 61
95 Chadron St. 64
39 Colorado Mines 66
69 Metro St. 65
72 Colo. Christian 80
88 Chadron St. ■ 42
64 Colorado Mines ■ 43
70 Mt. Marty ■ 58
96 Colo. Christian ■ 61
65 Metro St. ■ 69
67 UC-Colo. Springs 57
65 Regis (Colo.) 82
76 Western St. ■ 63
71 Regis (Colo.) † 79
75 Augustana (S.D.) † 68
92 Concordia-St. Paul † 89
75 North Dakota 108

Nickname: Antelopes, Lopers
Colors: Royal Blue & Light Old Gold
Arena: Health & Sports Center
Capacity: 6,000; Year Built: 1990
AD: Jon McBride
SID: Peter Yazvac

NEB.-OMAHA

Omaha, NE 68182 II

Coach: Patty Patton Shearer, Rocky Mountain 1990

2006-07 RESULTS (16-12)

70 Colorado St.-Pueblo 55
85 UC-Colo. Springs † 60
84 Colorado Mines ■ 68
86 Caldwell ■ 44
75 Neb.-Kearney 90
81 Adams St. ■ 47
97 Hawaii-Hilo ■ 61
95 Peru St. ■ 55
80 York (Neb.) ■ 39
109 Calumet Col. 40
81 Calumet Col. 42
93 Adams St. † 54
68 Metro St. 88
62 Augustana (S.D.) 70
78 Southwest Minn. St. ■ 66
59 Minn. Duluth ■ 60
55 South Dakota ■ 70
67 North Dakota 95
79 Augustana (S.D.) ■ 71
71 St. Cloud St. 70
59 South Dakota 68
67 St. Cloud St. ■ 69
102 Minn. St. Mankato ■ 80
66 North Dakota ■ 81
64 Minn. Duluth 78
76 Minn. St. Mankato 90
64 Augustana (S.D.) 61
58 South Dakota 73

Nickname: Mavericks
Colors: Black & Crimson
Arena: UNO Fieldhouse
Capacity: 3,500; Year Built: 1950
AD: Thomas A. Frette
SID: Gary Anderson

NEB. WESLEYAN

Lincoln, NE 68504-2796 III

Coach: Amy Sander, Baldwin-Wallace 1995

2006-07 RESULTS (5-22)

37 Luther 68
76 Crown (Minn.) † 47
44 Concordia (Neb.) 78
83 Buena Vista ■ 92
54 Hastings ■ 82
55 Morningside 93
59 Dana 73
58 Sioux Falls ■ 72
69 Wartburg 82
49 Loras 76
61 North Park † 66
61 Concordia (Mich.) ■ 48
62 Doane ■ 73
61 Northwestern (Iowa) ■ 100
65 Midland Lutheran 75
64 Briar Cliff (Iowa) 67
55 Concordia (Neb.) ■ 67
51 Dordt ■ 61
44 Hastings 81
45 Mt. Marty 86
54 Doane 76
62 Dakota Wesleyan 74

87 Midland Lutheran ■ 67
72 Dana ■ 79
58 Briar Cliff (Iowa) ■ 55
58 Chapman 69
66 UC Santa Cruz † 57

Nickname: Prairie Wolves
Colors: Gold, Brown & Black
Arena: Snyder Arena
Capacity: 2,350; Year Built: 1995
AD: Ira Zeff
SID: Karl Skinner

NEUMANN

Aston, PA 19014-1298 III

Coach: Frank Farnese, Neumann 1995

2006-07 RESULTS (18-10)

49 Elizabethtown † 74
86 Brooklyn † 60
61 Widener ■ 56
88 Penn St.-Berks ■ 39
92 Marywood ■ 69
59 Wesley 46
67 Arcadia 58
64 King's (Pa.) ■ 51
73 FDU-Florham 67
46 St. Mary's (Md.) ■ 56
74 Staten Island † 64
52 Nazareth † 65
74 Cedar Crest ■ 38
87 Rosemont ■ 66
64 Alvernia ■ 61
61 Cabrini 70
62 Eastern ■ 48
67 Wesley ■ 56
52 Immaculata 75
72 Eastern ■ 63
79 Rosemont 71
57 Gwynedd-Mercy 86
66 Misericordia 70
50 Cabrini ■ 64
71 Immaculata ■ 65
86 Misericordia 83
60 Gwynedd-Mercy 81
73 Albright 98

Nickname: Knights
Colors: Blue, Gold & White
Arena: Bruder Gym
Capacity: 350; Year Built: 1985
AD: Chuck Sack
SID: Leigh Matejkovic

NEVADA

Reno, NV 89557 I

Coach: Kim Gervasoni, Fresno St. 1989

2006-07 RESULTS (17-15)

76 Cal Poly ■ 62
68 San Diego St. 62
75 Idaho St. ■ 58
60 Colorado 80
71 Wyoming † 80
75 Auburn ■ 84
70 UC Riverside ■ 73
75 Sacramento St. 42
60 Washington 79
69 UC Irvine ■ 68
65 Portland St. ■ 52
63 UNLV 77
55 San Francisco 65
78 Idaho 68
65 Boise St. 68
69 Hawaii ■ 59
74 San Jose St. ■ 47
55 Louisiana Tech 54
74 New Mexico St. ■ 70
68 Fresno St. 61
62 Louisiana Tech ■ 73
72 Hawaii 74
81 Fresno St. ■ 86
44 Utah St. 59
70 San Jose St. 52
75 Idaho ■ 63
81 Boise St. ■ 70
61 Utah St. ■ 49
57 New Mexico St. 68
61 Utah St. † 60
62 New Mexico St. 73
56 Wyoming 84

Nickname: Wolf Pack
Colors: Silver & Blue
Arena: Lawlor Events Center
Capacity: 11,784; Year Built: 1983
AD: Cary Groth
SID: Rhonda Lundin

UNLV

Las Vegas, NV 89154 I

Coach: Regina Miller, Old Dominion 1984

2006-07 RESULTS (14-15)

42 Pepperdine ■ 57
58 Michigan ■ 68
60 Cal St. Bakersfield ■ 52
70 Elon ■ 40
51 Wisconsin ■ 67
52 Southern Utah 56
61 Long Beach St. 44
74 UC Irvine ■ 50
63 Boise St. ■ 76
62 UTSA ■ 70
89 DePaul ■ 71
77 Nevada ■ 63
63 TCU 88
71 San Diego St. ■ 54
51 Wyoming ■ 46
37 Utah ■ 49
59 BYU 64
63 Air Force 55
56 New Mexico 77
57 Colorado St. ■ 46
62 TCU ■ 75
54 San Diego St. 67
59 Wyoming 85
55 Utah 70
76 BYU ■ 71
72 Air Force ■ 58
70 New Mexico ■ 59
63 Colorado St. 58
52 New Mexico ■ 80

Nickname: Lady Rebels
Colors: Scarlet & Gray
Arena: Cox Pavilion
Capacity: 2,500; Year Built: 2001
AD: Mike Hamrick
SID: Mark Wasik

NEW ENGLAND

Biddeford, ME 04005 III

Coach: Curt Smyth, St. Joseph's (Me.) 1991

2006-07 RESULTS (12-14)

57 Rhode Island Col. † 68
62 New England Col. † 45
39 Bowdoin ■ 76
59 Thomas (Me.) ■ 56
69 Eastern Nazarene 55
49 Endicott 66
55 Southern Me. 77
59 Me.-Farmington 75
74 Curry ■ 79
50 Framingham St. ■ 56
53 Wentworth Inst. 45
56 Endicott ■ 63
53 New England Col. 56
64 Roger Williams ■ 56
61 Colby-Sawyer 55
80 Anna Maria 58
41 Salve Regina ■ 55
49 Gordon ■ 48
61 Wentworth Inst. ■ 67
62 Nichols 74
66 New England Col. ■ 44
65 St. Joseph's (Me.) ■ 54
77 Regis (Mass.) 43
46 Colby-Sawyer ■ 54
64 Gordon 39
58 Nichols 78

Nickname: Nor'easters
Colors: Royal & Grey
Arena: Campus Center
Capacity: 1,500; Year Built: 1989
AD: Kimberly J. Allen
SID: Curt Smyth

NEW ENGLAND COL.

Henniker, NH 03242-3293 III

Coach: Erica Ledy, Lake Superior St. 1988

2006-07 RESULTS (12-13)

55 St. Joseph (Conn.) 60
45 New England † 62
86 Rivier ■ 72
59 Green Mountain 56
63 Gordon ■ 68
71 Daniel Webster 70
68 Regis (Mass.) 49
86 Wheelock ■ 41
70 Johnson St. 58
45 Wentworth Inst. ■ 69
54 Gordon 52
71 Eastern Nazarene ■ 62
56 New England ■ 53
65 Newbury ■ 37
56 Anna Maria 49
56 Colby-Sawyer ■ 77
66 Roger Williams ■ 55
61 Colby-Sawyer 76
45 Endicott 65
62 Salve Regina 86
44 New England 66
70 Curry ■ 73
44 Wentworth Inst. 68
62 Endicott ■ 71
66 Nichols 80

Nickname: Pilgrims
Colors: Scarlet & Royal Blue
Arena: Bridges Gym
Capacity: 400; Year Built: 1965
AD: Lori Runksmeier
SID: Renee Hellert

NEW HAMPSHIRE

Durham, NH 03824 I

Coach: Sue Johnson, Yale 1986

2006-07 RESULTS (9-20)

38 Massachusetts 60
80 Wagner ■ 70
51 Army 54
72 Iona ■ 61
53 Providence ■ 79
47 Central Conn. St. 65
31 Boston College 50
52 Colgate ■ 44
71 Northeastern ■ 62
50 Detroit † 54
63 Winston-Salem † 55
47 Maine 64
47 Hartford 48
67 Dartmouth ■ 79
66 Stony Brook ■ 85
58 Binghamton ■ 55
56 UMBC ■ 59
57 Boston U. 67
44 Vermont 70
58 Albany (N.Y.) ■ 44
65 Maine ■ 55
45 Hartford ■ 54
64 Stony Brook 71
51 UMBC 59
68 Albany (N.Y.) 75
71 Boston U. ■ 66
56 Vermont ■ 59
61 Binghamton 66
61 Albany (N.Y.) † 64

Nickname: Wildcats
Colors: Blue & White
Arena: Lundholm Gymnasium
Capacity: 3,500; Year Built: 1968
AD: Marty Scarano
SID: Sarah Ralls

NEW HAVEN

West Haven, CT 06516-1999 II

Coach: Jessica Smith, Rhode Island 1995

2006-07 RESULTS (25-6)

62 Southern Conn. St. 85
100 Post 82
85 Mercy 60
78 Bridgeport ■ 72
98 Queens (N.Y.) 77
68 NYIT 69
78 Southern N.H. 68
94 Merrimack † 81
61 Mass.-Lowell † 68
86 Northwood (Fla.) 76
82 Palm Beach Atl. 52
68 Adelphi 62
69 Dowling 58
70 C.W. Post 66
79 Molloy ■ 61
73 St. Thomas Aquinas 77
94 Concordia (N.Y.) ■ 56
97 Mercy ■ 73
91 Bridgeport 62
99 Queens (N.Y.) ■ 64
75 Molloy 78
87 NYIT ■ 52
92 Adelphi ■ 71
70 Dowling ■ 60
82 C.W. Post ■ 75
74 St. Thomas Aquinas ■ 60
115 Concordia (N.Y.) 71
63 Dowling ■ 59
86 St. Thomas Aquinas † 71
75 C.W. Post † 74
45 Southern Conn. St. 68

Nickname: Chargers
Colors: Blue & Gold
Arena: Charger Gymnasium
Capacity: 2,500; Year Built: 1971
AD: Deborah Chin
SID: Matt McCullough

NEW JERSEY CITY

Jersey City, NJ 07305-1597 III

Coach: Ashante Timoll, New Jersey City 2001

2006-07 RESULTS (10-15)

71 Lynchburg ■ 59
62 Brockport St. ■ 71
56 John Jay 65
70 Briarcliffe (N.Y.) 34
50 TCNJ 57
47 Rutgers-Newark 54
51 Kean ■ 84
44 New York U. ■ 56
55 Lehman ■ 57
54 Farmingdale St. 63
77 CCNY ■ 21
46 Wm. Paterson ■ 51
58 Montclair St. 66
79 St. Joseph's (Brkln) 66
48 Richard Stockton ■ 51
61 Ramapo ■ 56
62 Rowan 59
64 City Tech ■ 42
48 Rutgers-Newark ■ 50
63 Rutgers-Camden ■ 53
46 Wm. Paterson 66
47 Montclair St. ■ 55
66 Lincoln (Pa.) ■ 77
81 Ramapo 78
61 St. Joseph's (Brkln) 49

Nickname: Gothic Knights
Colors: Green & Gold
Arena: John J. Moore Athletics & Fitness Center
Capacity: 2,000; Year Built: 1994
AD: Lawrence R. Schiner
SID: Ira Thor

NJIT

Newark, NJ 07102 II

Coach: Kim Bowen Lusk, Southern Conn. St. 1999

2006-07 RESULTS (4-24)

55	Morgan St. ■	63
46	North Fla. †	52
91	Norfolk St. †	70
86	Wilmington (Del.) ■	54
51	UMBC	78
61	St. Peter's ■	67
41	Winston-Salem	72
51	Princeton	75
44	Lehigh ■	70
69	Fairleigh Dickinson	78
36	St. Francis (N.Y.) ■	59
70	Lafayette	59
42	Cornell	65
51	Long Island	60
57	Tex. A&M-Kingsville	66
44	Tex.-Pan American	55
41	Wagner	61
54	Monmouth ■	58
70	IPFW ■	81
48	Utah Valley St. ■	79
57	Tex.-Pan American ■	70
30	South Dakota St.	96
49	North Dakota St.	81
50	Longwood ■	38
43	IPFW	58
40	Utah Valley St.	71
54	North Dakota St. ■	73
47	South Dakota St. ■	72

Nickname: Highlanders
Colors: Red & White
Arena: Fleisher Athletic Center
Capacity: 1,500; Year Built: 1960
AD: Leonard Kaplan
SID: Tim Camp

TCNJ

Ewing, NJ 08628-0718 III

Coach: Dawn Henderson, Bridgewater St. 1980

2006-07 RESULTS (13-14)

53	Ursinus †	48
50	DeSales	72
73	Catholic ■	61
38	Dickinson ■	37
36	Moravian	48
57	New Jersey City ■	50
71	Kean ■	77
47	Montclair St.	59
58	Salem St.	55
56	Kean †	60
55	Alvernia †	64
54	Gettysburg	57
70	Salisbury	62
57	Richard Stockton	64
66	Rowan ■	45
70	Rutgers-Camden	49
57	Wm. Paterson ■	61
57	Mt. St. Mary (N.Y.)	67
48	Rutgers-Newark	59
59	Kean	68
80	Ramapo ■	50
47	Marymount (Va.) ■	49
59	Richard Stockton ■	33
68	Rowan	53
71	Rutgers-Camden ■	52
60	Montclair St.	38
68	Kean	79

Nickname: Lions
Colors: Blue & Gold
Arena: Packer Hall
Capacity: 1,200; Year Built: 1962
AD: John Castaldo
SID: Ann King

NEW MEXICO

Albuquerque, NM 87131 I

Coach: Don Flanagan, Fort Lewis 1971

2006-07 RESULTS (24-9)

74	Fla. Atlantic †	44
49	Arizona St.	67
59	Nebraska †	66
63	Texas ■	60
64	Ga. Southern ■	43
78	Siena ■	39
81	New Mexico St. ■	47
76	Arizona	63
77	Sam Houston St. ■	41
72	UCLA ■	63
65	New Mexico St.	45
62	Northern Ariz. ■	51
58	Oklahoma †	80
51	Wyoming	54
48	Utah ■	49
59	BYU ■	63
73	Colorado St.	42
60	Air Force ■	46
43	TCU	67
77	UNLV ■	56
76	San Diego St. ■	46
50	Wyoming ■	43
73	Utah	65
80	BYU	75
77	Colorado St. ■	66
57	Air Force	47
75	TCU ■	54
59	UNLV	70
67	San Diego St.	48
80	UNLV	52
65	Wyoming †	53
63	BYU †	49
52	Green Bay †	59

Nickname: Lobos
Colors: Cherry & Silver
Arena: University Arena
Capacity: 18,018; Year Built: 1966
AD: Paul Krebs
SID: Brook Brandenburger

N.M. HIGHLANDS

Las Vegas, NM 87701 II

Coach: Thomas Roberts, Columbia (Mo.) 1991

2006-07 RESULTS (1-25)

41	Okla. Panhandle	78
50	Eastern N.M.	74
56	West Tex. A&M ■	95
55	Minn. Duluth †	80
62	Minn. St. Mankato †	73
71	Chadron St. ■	64
45	Neb.-Kearney ■	74
45	Colorado Mines	58
35	West Tex. A&M	85
56	Eastern N.M. ■	75
53	Regis (Colo.) ■	109
74	UC-Colo. Springs ■	92
43	Metro St.	99
67	Colo. Christian	80
60	Colorado St.-Pueblo	89
50	Adams St.	86
69	Mesa St. ■	88
47	Fort Lewis ■	74
57	Western N.M.	69
35	Western St.	82
51	Fort Lewis	96
75	Mesa St.	90
69	Western N.M. ■	89
41	Western St. ■	76
56	Adams St. ■	70
59	Colorado St.-Pueblo ■	78

Nickname: Cowgirls
Colors: Purple & White
Arena: Wilson Complex
Capacity: 5,000; Year Built: 1986
AD: Ben Santistevan
SID: Dan Corbet

NEW MEXICO ST.

Las Cruces, NM 88003 I

Coach: Darin Spence, Marymount (Kan.) 1985

2006-07 RESULTS (13-18)

69	Lamar	52
47	UC Irvine ■	61
69	UTSA ■	63
67	UTEP	76
72	Utah Valley St.	79
54	UTEP ■	65
47	New Mexico	81
59	Southern Utah ■	57
43	BYU ■	60
72	Wichita St.	69
45	New Mexico ■	65
71	Colorado St. ■	55
58	Hawaii	51
59	San Jose St.	48
52	Boise St. ■	66
70	Idaho ■	65
70	Nevada	74
74	Idaho	83
79	San Jose St. ■	53
59	Boise St.	77
51	Utah St. ■	68
46	Hawaii ■	57
67	Fresno St. ■	63
53	Louisiana Tech ■	69
67	Utah St.	70
57	Fresno St.	63
56	Louisiana Tech	74
68	Nevada ■	57
63	Louisiana Tech ■	57
73	Nevada ■	62
46	Boise St. ■	49

Nickname: Aggies
Colors: Crimson & White
Arena: Pan American Center
Capacity: 13,071; Year Built: 1968
AD: McKinley Boston Jr.
SID: Tiffany Franklin

NEW ORLEANS

New Orleans, LA 70148 I

Coach: Amy Champion, Delta St. 1990

2006-07 RESULTS (9-21)

70	McNeese St. ■	65
69	Eastern Mich.	93
85	Grambling †	73
83	Centenary (La.) ■	63
69	Northwestern St. ■	55
45	LSU ■	65
60	Nicholls St.	50
68	Southeastern La. ■	72
70	Appalachian St. ■	85
51	La.-Lafayette ■	77
52	North Texas ■	68
47	Mercer ■	36
54	Mississippi St. †	61
48	Denver	68
56	Arkansas St.	68
89	Fla. Atlantic ■	86
45	Ark.-Little Rock	69
47	La.-Monroe	61
50	Middle Tenn. ■	78
53	Troy	69
52	Western Ky.	76
47	Florida Int'l ■	57
39	South Ala. ■	55
47	La.-Lafayette	75
69	North Texas	65
57	Denver ■	64
61	Fla. Atlantic	68
37	Ark.-Little Rock ■	48
79	La.-Monroe ■	69
30	Ark.-Little Rock	67

Nickname: Lady Privateers
Colors: Royal Blue & Silver
Arena: Kiefer Lakefront Arena
Capacity: 8,933; Year Built: 1983
AD: James W. Miller
SID: Rob Broussard

NEW PALTZ ST.

New Paltz, NY 12561-2499 III

Coach: James Seward, Siena 2001

2006-07 RESULTS (17-11)

62	York (Pa.)	54
48	Juniata †	59
60	Union (N.Y.)	52
60	Fredonia St. ■	43
60	Buffalo St. ■	58
68	SUNYIT	57
61	Staten Island	52
66	Bethany (Cal.)	80
53	Dominican (Cal.)	57
75	CCNY	28
60	Potsdam St.	46
59	Plattsburgh St.	43
68	SUNYIT ■	59
71	Geneseo St. ■	64
67	Vassar ■	52
63	Geneseo St.	71
63	Brockport St.	75
70	Cortland St. ■	75
81	Russell Sage ■	36
69	Oneonta St. ■	79
60	Oswego St.	74
72	Buffalo St.	67
51	Oneonta St.	58
54	Potsdam St. ■	52
72	Plattsburgh St. ■	43
85	Geneseo St. ■	77
55	Cortland St.	71
59	Oswego St.	71

Nickname: Hawks
Colors: Orange & Blue
Arena: Elting Gymnasium
Capacity: 2,200; Year Built: 1964
AD: Stuart Robinson
SID: Janelle Feuz

NEW ROCHELLE

New Rochelle, NY 10805-2339 III

Coach: Gary Torigian, Iona 1973

2006-07 RESULTS (6-15)

49	Pine Manor †	76
75	Yeshiva †	58
68	Yeshiva	43
55	Purchase St. ■	85
57	Yeshiva ■	53
59	Medgar Evers	78
59	Bard	44
44	City Tech	62
27	Centenary (N.J.)	102
24	Brooklyn ■	50
70	Maritime (N.Y.) ■	40
61	CCNY ■	55
39	St. Joseph's (Brkln)	87
40	Yeshiva ■	61
37	St. Elizabeth ■	65
50	York (N.Y.)	70
26	Mt. St. Vincent ■	59
28	Old Westbury	79
32	Polytechnic (N.Y.)	62
41	Medgar Evers ■	67
40	Mt. St. Vincent †	73

Nickname: Blue Angels
Colors: Blue & White
Arena: Sarah Lawrence Ath. Ctr.
Capacity: 500; Year Built: 1998
AD: Harold Crocker
SID: Byron Womack

CITY TECH

Brooklyn, NY 11201 III

Coach: Fred DeJesus, Baruch 1996

2006-07 RESULTS (11-14)

39 Ramapo 66
64 Medgar Evers † 61
52 Wm. Paterson 96
55 Yeshiva 33
62 Centenary (N.J.) ■ 110
77 Staten Island 87
57 CCNY ■ 30
62 New Rochelle ■ 44
64 St. Joseph's (L.I.) ■ 55
67 Merchant Marine ■ 62
55 St. Joseph's (Brkln) ■ 51
65 Brooklyn 61
49 Medgar Evers ■ 66
71 Baruch ■ 107
76 York (N.Y.) 65
50 Rutgers-Newark ■ 65
55 John Jay 65
61 Brooklyn ■ 69
51 Staten Island ■ 65
57 Lehman 84
42 New Jersey City 64
60 Hunter 72
47 Medgar Evers 46
57 York (N.Y.) ■ 48
57 Baruch † 84

Nickname: Yellow Jackets
Colors: Royal Blue & Gold
Arena: Klitgord Gymnasium
Capacity: 700; Year Built: 1948
AD: Jerry Albig
SID: Gregg Cohen

SUNYIT

Utica, NY 13504-3050 III

Coach: Jessica Skelton

2006-07 RESULTS (8-17)

63 Morrisville St. ■ 48
41 Utica ■ 53
60 Hamilton 82
37 Cortland St. 80
55 Oswego St. 87
57 New Paltz St. ■ 68
57 Utica 67
40 Ohio Northern † 64
50 Marietta † 57
82 Cazenovia 76
58 Potsdam St. ■ 70
61 Buffalo St. 64
63 Russell Sage 35
56 Oneonta St. ■ 73
59 New Paltz St. 68
76 Morrisville St. ■ 42
64 Fredonia St. ■ 57
60 Buffalo St. ■ 53
38 Plattsburgh St. 43
53 Geneseo St. ■ 67
49 Potsdam St. 56
68 Oneonta St. 64
53 Fredonia St. 71
57 Brockport St. ■ 80
50 Plattsburgh St. ■ 46

Nickname: Lady Wildcats
Colors: Royal Blue & Grey
Arena: Campus Center Gym
Capacity: 1,400; Year Built: 1987
AD: Kevin Grimmer
SID: Chris Gondek

NYIT

Old Westbury, NY 11568-8000 II

Coach: Mike Guidone, Molloy 1991

2006-07 RESULTS (10-18)

38 Pace 44
53 Philadelphia U. 50
49 Holy Family 78
62 Mercyhurst 70
59 Adelphi 68
64 St. Thomas Aquinas ■ 62
45 Mercy 57
69 New Haven ■ 68
42 St. Anselm 46
47 Franklin Pierce † 55
48 Lynn 61
72 Concordia (N.Y.) ■ 50
61 Bridgeport ■ 73
72 Queens (N.Y.) 61
41 Dowling 59
60 Molloy ■ 53
60 C.W. Post ■ 70
56 Adelphi ■ 63
58 St. Thomas Aquinas 60
68 Mercy ■ 60
52 New Haven 87
76 Concordia (N.Y.) 44
58 Bridgeport 72
79 Queens (N.Y.) ■ 54
58 Dowling ■ 52
64 Molloy 67
46 C.W. Post 71
58 C.W. Post 63

Nickname: Bears
Colors: Navy Blue
Arena: Recreation Hall
Capacity: 500; Year Built: 1955
AD: Clyde Doughty Jr.
SID: Ben Arcuri

NEW YORK U.

New York, NY 10012 III

Coach: Janice Quinn, New York U. 1985

2006-07 RESULTS (27-4)

91 FDU-Florham ■ 53
104 Alfred ■ 61
80 St. Joseph's (L.I.) 38
87 Manhattanville ■ 51
59 Farmingdale St. 48
66 Drew ■ 45
56 New Jersey City 44
58 Mt. St. Mary (N.Y.) ■ 45
78 Stevens Institute 70
75 Mt. St. Vincent ■ 33
72 Carnegie Mellon 50
69 Rochester 82
59 Brandeis 53
88 Hunter ■ 60
75 Emory ■ 57
88 Case Reserve ■ 74
75 Chicago 66
71 Washington-St. Louis 78
83 Washington-St. Louis ■ 58
76 Chicago ■ 75
77 Rochester ■ 54
86 Carnegie Mellon ■ 66
68 Case Reserve 65
69 Emory 67
79 Brandeis ■ 73
84 Ursinus ■ 50
72 Gwynedd-Mercy ■ 60
76 Simpson ■ 58
76 Kean ■ 64
53 Washington-St. Louis † 72
63 Mary Washington † 74

Nickname: Violets
Colors: Purple & White
Arena: Coles Sports Center
Capacity: 1,900; Year Built: 1981
AD: Christopher Bledsoe
SID: Jeff Bernstein

NEWBERRY

Newberry, SC 29108 II

Coach: Jason Brink, Calvin 1995

2006-07 RESULTS (24-7)

77 Claflin 60
92 Morris ■ 49
76 Edward Waters ■ 54
77 Converse 41
65 Coker ■ 34
66 Claflin ■ 59
66 Augusta St. ■ 46
77 Limestone ■ 62
61 Erskine ■ 28
63 Francis Marion ■ 42
77 Shorter ■ 41
55 Wingate ■ 63
63 Carson-Newman ■ 58
62 Mars Hill 74
60 Lenoir-Rhyne 57
53 Lincoln Memorial ■ 49
61 Tusculum 48
63 Catawba ■ 57
76 Presbyterian 64
79 Carson-Newman 73
63 Mars Hill ■ 47
63 Lenoir-Rhyne ■ 79
41 Catawba 44
55 Tusculum ■ 62
59 Wingate 72
71 Presbyterian ■ 44
55 Lincoln Memorial 52
64 Mars Hill ■ 60
75 Tusculum † 62
67 Carson-Newman † 62
66 N.C. Central † 73

Nickname: Indians
Colors: Scarlet & Gray
Arena: Eleazer Arena
Capacity: 1,600; Year Built: 1981
AD: Andy Carter
SID: Ross Vaughn

NEWBURY

Brookline, MA 02445 III

Coach: Megan Duran, Francis Marion 2001

2006-07 RESULTS (0-25)

15 Western Conn. St. † 61
51 Mass. Liberal Arts † 61
47 Eastern Nazarene 75
31 Simmons ■ 66
26 Bates † 96
29 Norwich 77
62 Anna Maria ■ 84
62 Daniel Webster 65
46 Southern Vt. 60
39 Becker ■ 65
41 St. Joseph (Conn.) 73
43 Rivier 83
37 New England Col. 65
25 Connecticut Col. 71
38 Plymouth St. 75
35 St. Joseph's (Me.) 69
41 Lesley ■ 69
44 Nichols ■ 77
52 Pine Manor 92
25 Suffolk ■ 66
45 Lasell 69
50 Mitchell ■ 81
59 Albertus Magnus 60
38 Emerson ■ 76
47 St. Joseph's (Me.) ■ 66

Nickname: Nighthawks
Colors: Green & Gold
Arena: Papas Gymnasium
Capacity: 300; Year Built: 1950
AD: Peter Centola
SID: Peter Centola

NIAGARA

Niagara University, NY 14109 I

Coach: Bill Agronin, Jacksonville 1970

2006-07 RESULTS (14-16)

76 Colgate ■ 62
84 Cleveland St. 83
71 St. Bonaventure ■ 64
70 Md.-East. Shore ■ 54
41 Duquesne 58
59 Syracuse 54
63 St. John's (N.Y.) ■ 46
59 Buffalo 70
63 Fairfield ■ 77
55 Iona ■ 65
73 Jacksonville 69
80 Marshall ■ 70
42 Akron 69
52 St. Peter's 56
70 Manhattan 51
71 Rider ■ 51
52 Marist ■ 65
53 Loyola (Md.) 91
62 Canisius ■ 59
70 Fairfield 81
59 Marist 80
72 Siena ■ 68
55 Loyola (Md.) ■ 65
66 Rider 60
67 Iona 69
51 St. Peter's ■ 64
67 Manhattan ■ 70
65 Siena 78
68 Canisius 62
53 Manhattan † 57

Nickname: Purple Eagles
Colors: Purple & White
Arena: Gallagher Center
Capacity: 2,400; Year Built: 1949
AD: Ed McLaughlin
SID: Michele Schmidt

NICHOLLS ST.

Thibodaux, LA 70310 I

Coach: Mark Cook, Wichita St. 1983

2006-07 RESULTS (7-20)

41 Arizona 83
46 Arizona St. 91
66 Centenary (La.) 79
37 Prairie View 76
42 Miami (Fla.) 85
65 Wright St. † 56
50 New Orleans ■ 60
50 St. John's (N.Y.) 63
69 Tennessee St. ■ 57
42 Nebraska 80
50 Mississippi 87
52 Stephen F. Austin ■ 58
82 Sam Houston St. 78
36 Texas-Arlington 87
64 Texas St. 72
71 Southeastern La. ■ 82
59 Northwestern St. 70
72 Central Ark. ■ 74
95 Lamar ■ 90
56 McNeese St. ■ 54
61 A&M-Corpus Christi ■ 66
60 UTSA ■ 66
59 Southeastern La. 77
85 Northwestern St. ■ 76
62 Central Ark. 71
52 Lamar 70
68 McNeese St. 66

Nickname: Lady Colonels
Colors: Red & Grey
Arena: David R. Stopher Gym
Capacity: 3,800; Year Built: 1967
AD: Robert J. Bernardi
SID: Michelle Keife

NICHOLS

Dudley, MA 01571-5000 III

Coach: Lynne Cinella, St. Michael's 1994

2006-07 RESULTS (17-11)

60 Clark (Mass.) ■ 50
51 Worcester St. ■ 61
64 Connecticut Col. 43
62 Fitchburg St. 77
57 Curry 68
90 Anna Maria ■ 59

55 Keene St. ■ 59
72 Western New Eng. ■ 56
65 Roger Williams 74
87 Curry ■ 72
46 Colby-Sawyer ■ 52
66 Wentworth Inst. 61
45 Salve Regina 71
73 Eastern Nazarene 55
62 Regis (Mass.) ■ 55
55 Gordon 42
73 Eastern Nazarene ■ 53
77 Newbury 44
74 New England ■ 62
81 Anna Maria 68
53 Salve Regina ■ 60
48 Endicott 60
73 Regis (Mass.) 52
97 Roger Williams ■ 71
80 New England Col. ■ 66
78 New England ■ 58
50 Colby-Sawyer 62
53 WPI 61

Nickname: Lady Bison
Colors: Black, White & Green
Arena: Chalmers Field House
Capacity: 800; Year Built: 2000
AD: Charlyn Robert
SID: Mike Serijan

NORFOLK ST.

Norfolk, VA 23504 I

Coach: James Sweat, Virginia St. 1959

2006-07 RESULTS (6-24)

53 Liberty 91
55 Longwood 67
70 NJIT † 91
70 Georgia St. ■ 91
64 Winston-Salem ■ 75
49 VCU ■ 71
70 Hampton ■ 66
66 Towson 83
47 Winston-Salem 56
59 Virginia Union ■ 57
58 William & Mary ■ 73
69 Md.-East. Shore 59
58 Florida A&M 69
58 Bethune-Cookman 66
61 Coppin St. ■ 89
44 Morgan St. ■ 64
41 Delaware St. 64
58 N.C. A&T 86
48 South Carolina St. 50
53 Florida A&M ■ 69
77 Bethune-Cookman ■ 53
44 Coppin St. 73
54 Morgan St. 65
55 Delaware St. ■ 77
58 Hampton 60
77 N.C. A&T ■ 83
68 South Carolina St. ■ 55
60 Howard ■ 89
58 Md.-East. Shore † 54
55 Delaware St. † 63

Nickname: Spartans
Colors: Green & Gold
Arena: Echols Memorial Hall
Capacity: 7,000; Year Built: 1982
AD: Marty L. Miller
SID: Matt Michalec

NORTH ALA.

Florence, AL 35632-0001 II

Coach: Terry Fowler, Lane 1986

2006-07 RESULTS (14-14)

92 Lane ■ 64
98 Harding † 106
69 Ouachita Baptist 80
62 Christian Bros. ■ 52
82 Paine † 64
65 Clark Atlanta 79
43 Delta St. 70
70 Henderson St. 78
65 Miles 57
58 Ga. Southwestern ■ 57
59 Christian Bros. 64
70 Henderson St. ■ 76
77 Harding † 72
52 Southern Ark. † 67
80 Ouachita Baptist ■ 77
54 Montevallo 64
65 West Ala. 75
55 Valdosta St. ■ 52
71 West Fla. ■ 64
55 West Ga. 52
63 Ala.-Huntsville 65
71 West Fla. 65
52 Valdosta St. 53
78 West Ala. ■ 61
66 Montevallo ■ 67
52 West Ga. ■ 49
87 Ala.-Huntsville ■ 71
60 Southern Ark. † 79

Nickname: Lions
Colors: Purple & Gold
Arena: Flowers Hall
Capacity: 3,800; Year Built: 1972
AD: Joel W. Erdmann
SID: Jeff Hodges

NORTH CAROLINA

Chapel Hill, NC 27515 I

Coach: Sylvia Hatchell, Carson-Newman 1974

2006-07 RESULTS (34-4)

96 East Tenn. St. ■ 35
83 Winston-Salem ■ 32
90 Elon ■ 36
99 Sacramento St. † 38
101 Gonzaga † 63
94 Arkansas † 69
103 UNC Greensboro ■ 48
70 Tennessee ■ 57
95 Wofford ■ 36
87 Western Caro. ■ 58
92 South Carolina St. ■ 42
87 Coastal Caro. † 48
87 St. John's (N.Y.) † 43
87 Delaware St. ■ 40
93 Tennessee Tech ■ 52
69 Georgia Tech 57
102 Virginia Tech ■ 68
96 Virginia ■ 62
100 Clemson 65
82 Connecticut ■ 76
78 Georgia Tech ■ 31
86 North Carolina St. ■ 65
84 Maryland 71
82 Boston College 60
53 Duke ■ 64
80 Florida St. 59
65 North Carolina St. 72
93 Miami (Fla.) ■ 70
96 Wake Forest ■ 47
62 Duke 67
90 Virginia Tech † 60
78 Maryland † 72
60 North Carolina St. † 54
95 Prairie View † 38
60 Notre Dame † 51
70 George Washington † 56
84 Purdue † 72
50 Tennessee † 56

Nickname: Tar Heels
Colors: Carolina Blue & White
Arena: Carmichael Auditorium
Capacity: 8,010; Year Built: 1965
AD: Richard Baddour
SID: Bobby Hundley

UNC ASHEVILLE

Asheville, NC 28804-3299 I

Coach: Betsy Blose, James Madison 1984

2006-07 RESULTS (21-12)

55 Davidson 67
63 Morgan St. ■ 45
73 IPFW ■ 69
73 Campbell 81
79 East Tenn. St. ■ 91
78 Western Caro. ■ 81
68 Presbyterian ■ 52
62 Mars Hill ■ 47
59 N.C. A&T 63
55 Gardner-Webb ■ 37
59 Chattanooga 72
83 Kennesaw St. † 76
64 Mercer 51
99 Montreat ■ 40
58 Wake Forest 53
60 Winthrop 47
72 High Point ■ 69
61 Coastal Caro. ■ 73
72 Charleston So. ■ 55
72 Birmingham-So. 61
62 Liberty ■ 66
67 Radford 72
74 Coastal Caro. 46
73 Charleston So. 76
89 Winthrop ■ 74
53 High Point 59
54 Liberty 51
84 Radford ■ 70
86 Birmingham-So. ■ 58
65 Coastal Caro. ■ 51
64 Winthrop ■ 53
67 Radford ■ 57
39 LSU † 77

Nickname: Bulldogs
Colors: Royal Blue & White
Arena: Justice Center
Capacity: 1,100; Year Built: 1963
AD: Janet Cone
SID: Everett Hutto

UNC GREENSBORO

Greensboro, NC 27402-6170..... I

Coach: Lynne Agee, Longwood 1971

2006-07 RESULTS (20-10)

74 UNC Wilmington ■ 46
84 Campbell 68
40 Charlotte 86
81 Longwood ■ 50
72 Providence ■ 68
48 North Carolina 103
59 Davidson 73
64 Coastal Caro. ■ 54
63 High Point ■ 53
52 Western Caro. ■ 53
57 Maryland 92
67 Liberty † 59
71 Chattanooga 68
67 Furman ■ 53
80 Ga. Southern ■ 55
45 Virginia Tech ■ 56
68 Appalachian St. 61
61 Col. of Charleston 73
88 Elon ■ 40
62 Wofford 54
78 Davidson ■ 55
66 Chattanooga ■ 83
65 Furman 58
68 Ga. Southern 60
81 Appalachian St. ■ 62
70 Col. of Charleston ■ 61
57 Elon 48
71 Wofford ■ 66
67 Western Caro. 73
64 Ga. Southern † 81

Nickname: Spartans
Colors: Gold, White & Navy
Arena: Fleming Gym
Capacity: 2,320; Year Built: 1989
AD: Nelson E. Bobb
SID: Mark Kimmel

UNC PEMBROKE

Pembroke, NC 28372-1510..... II

Coach: John Haskins, UNC Wilmington 1980

2006-07 RESULTS (13-15)

61 Mount Olive 71
46 Millersville 53
37 Edinboro † 58
63 N.C. Central ■ 83
72 Fayetteville St. ■ 75
68 Carson-Newman † 61
69 Wingate 73
72 Fayetteville St. 62
54 Chowan 55
43 N.C. Central 75
66 North Ga. ■ 63
53 Columbus St. ■ 59
66 S.C.-Aiken ■ 54
37 GCSU 64
59 North Ga. 84
66 Lander ■ 75
59 Clayton St. ■ 51
67 St. Andrews ■ 47
55 S.C.-Aiken 45
81 Armstrong Atlantic 66
73 Lander 64
52 Ga. Southwestern ■ 45
43 Francis Marion ■ 34
71 S.C. Upstate 74
46 Augusta St. 81
64 Francis Marion 55
71 S.C. Upstate ■ 53
47 GCSU † 56

Nickname: Braves
Colors: Black & Gold
Arena: Jones P.E. Center
Capacity: 3,000; Year Built: 1972
AD: Dan Kenney
SID: Kevin Rhodes

UNC WILMINGTON

Wilmington, NC 28403-3297 I

Coach: Ann Hancock, Wingate 1992

2006-07 RESULTS (8-23)

46 UNC Greensboro 74
48 North Carolina St. 63
49 High Point 63
56 Youngstown St. ■ 52
50 Furman ■ 43
67 South Carolina St. 49
56 Col. of Charleston ■ 41
52 East Caro. 57
55 Campbell ■ 69
59 Coastal Caro. † 66
42 South Carolina ■ 75
59 George Mason 57
38 Delaware ■ 66
50 William & Mary 60
55 VCU 56
76 Georgia St. ■ 78
69 James Madison ■ 75
64 Hofstra 68
64 Northeastern 56
59 George Mason ■ 58
48 Drexel 51
57 Georgia St. 61
38 William & Mary ■ 56
62 Delaware 80
59 Drexel ■ 71
64 VCU ■ 76
59 Towson 63
50 Hofstra ■ 79
56 Old Dominion ■ 79
55 Towson † 41
43 James Madison † 73

Nickname: Seahawks
Colors: Teal, Navy & Gold

Arena: Trask Coliseum
Capacity: 6,100; Year Built: 1977
AD: Mike Capaccio
SID: Melissa Snipes

N.C. A&T

Greensboro, NC 27411 I

Coach: Patricia Cage-Bibbs, Grambling 1972

2006-07 RESULTS (17-13)

61 Stetson ■ 49
35 Georgia 89
63 South Carolina 117
60 Wofford ■ 66
64 Providence † 79
79 Longwood ■ 63
74 South Carolina St. 61
63 UNC Asheville ■ 59
64 Navy ■ 59
81 Elon ■ 46
40 Baylor 89
84 TCU 106
74 Md.-East. Shore ■ 59
87 Howard ■ 73
75 Bethune-Cookman 62
65 Florida A&M 72
60 Coppin St. 75
69 Morgan St. 62
86 Norfolk St. ■ 58
91 Hampton ■ 69
60 Md.-East. Shore 65
65 Howard 68
73 Bethune-Cookman ■ 61
77 Florida A&M ■ 72
81 Coppin St. ■ 84
89 Morgan St. ■ 69
83 Norfolk St. 77
73 Hampton 63
70 Delaware St. 73
69 Florida A&M † 71

Nickname: Aggies
Colors: Blue & Gold
Arena: Corbett Sports Center
Capacity: 5,700; Year Built: 1978
AD: Dee Todd
SID: Brian Holloway

N.C. CENTRAL

Durham, NC 27707 II

Coach: Joli Robinson, Winston-Salem 1977

2006-07 RESULTS (26-6)

44 Boston College 87
83 UNC Pembroke 63
85 St. Paul's 55
73 Columbus St. ■ 75
77 Armstrong Atlantic ■ 70
68 Elizabeth City St. 81
53 Shaw ■ 57
79 Lenoir-Rhyne † 75
65 Lincoln Memorial † 60
75 UNC Pembroke ■ 43
98 Fayetteville St. 78
58 Bowie St. 82
70 Shaw 58
75 St. Augustine's ■ 63
74 Livingstone ■ 52
66 Virginia St. 46
73 St. Augustine's 61
68 Johnson C. Smith ■ 55
75 Virginia St. ■ 41
83 Fayetteville St. ■ 63
63 Virginia Union ■ 56
63 Livingstone 49
75 Elizabeth City St. ■ 72
75 Bowie St. ■ 54
72 Virginia Union 53
91 St. Paul's ■ 71
79 Johnson C. Smith 69
75 Virginia St. † 41
76 Bowie St. † 65
89 Elizabeth City St. † 72
73 Newberry † 66
63 GCSU † 72

Nickname: Lady Eagles
Colors: Maroon & Gray
Arena: McLendon-McDougald
Capacity: 3,000; Year Built: 1952
AD: William Hayes
SID: Kyle Serba

NORTH CAROLINA ST.

Raleigh, NC 27695-7001 I

Coach: Kay Yow, East Caro. 1964

2006-07 RESULTS (25-10)

78 High Point ■ 48
59 Iona ■ 34
38 Purdue 68
63 UNC Wilmington ■ 48
66 Arizona 68
64 UC Santa Barb. 55
53 South Carolina ■ 41
59 Temple ■ 57
65 Winthrop ■ 54
64 East Caro. ■ 38
78 St. Joseph's ■ 57
66 Lehigh ■ 34
74 Nebraska † 94
74 Alabama St. † 33
61 Maryland 80
69 Xavier 76
58 Boston College 40
80 Wake Forest ■ 57
51 Duke ■ 65
65 North Carolina 86
71 Virginia ■ 60
64 Boston College ■ 46
79 Wake Forest 53
68 Florida St. ■ 51
65 Clemson ■ 52
62 Georgia Tech 69
72 North Carolina ■ 65
68 Virginia Tech 63
77 Miami (Fla.) 53
76 Florida St. † 49
70 Duke † 65
54 North Carolina † 60
84 Robert Morris † 52
78 Baylor † 72
71 Connecticut † 78

Nickname: Wolfpack
Colors: Red & White
Arena: Reynolds Coliseum
Capacity: 12,400; Year Built: 1949
AD: Lee G. Fowler
SID: Annabelle Vaughan

N.C. WESLEYAN

Rocky Mount, NC 27804 III

Coach: John Brackett, N.C. Wesleyan 1988

2006-07 RESULTS (4-21)

48 Muhlenberg 75
46 Cortland St. † 69
57 Salem 51
74 Meredith ■ 69
46 Chowan ■ 61
57 Ramapo † 71
72 Eastern † 53
63 Peace ■ 50
46 Shenandoah ■ 89
40 Chris. Newport 93
58 Chowan 66
54 Greensboro ■ 88
52 Methodist ■ 57
50 Salem ■ 68
60 Averett 83
63 Ferrum 97
56 Peace 68
46 Shenandoah 90
63 Chris. Newport ■ 77
54 Meredith 61
54 Greensboro 108
69 Methodist 73
59 Ferrum ■ 80
66 Averett ■ 67
50 Ferrum 81

Nickname: Battling Bishops
Colors: Navy Blue & Vega Gold
Arena: Everett Gymnasium
Capacity: 1,200; Year Built: 1960
AD: John M. Thompson
SID: Rikki C. Rich

NORTH CENTRAL (ILL.)

Naperville, IL 60566-7063 III

Coach: Emily Bauer, Rocky Mountain 1988

2006-07 RESULTS (5-20)

62 Hamilton ■ 73
66 Ozarks (Ark.) ■ 72
67 Wis.-Stevens Point 82
56 Wis.-Oshkosh 67
56 Robert Morris-Chicago ■ 63
83 Franklin ■ 78
43 Chicago ■ 69
51 Hope ■ 73
58 Aurora ■ 70
68 Ohio Wesleyan 76
71 Mount Union † 82
64 Wheaton (Ill.) ■ 80
57 North Park 65
75 Millikin ■ 77
60 Carthage 75
91 Augustana (Ill.) 78
63 Elmhurst ■ 65
56 Wheaton (Ill.) 62
56 Ill. Wesleyan 86
72 Millikin 83
64 North Park ■ 73
65 Carthage ■ 79
60 Elmhurst 42
66 Augustana (Ill.) ■ 58
57 Ill. Wesleyan ■ 46

Nickname: Cardinals
Colors: Cardinal & White
Arena: Gregory Arena
Capacity: 3,000; Year Built: 1931
AD: James L. Miller
SID: Josh Hendricks

NORTH DAKOTA

Grand Forks, ND 58202 II

Coach: Gene Roebuck, Mayville St. 1969

2006-07 RESULTS (32-4)

77 North Ga. † 68
77 Lock Haven † 60
86 Tex. A&M-Commerce † 78
69 Metro St. † 66
71 Mont. St.-Billings 62
65 Northern St. ■ 71
80 Lewis ■ 77
84 Minn. St. Moorhead ■ 61
94 St. Martin's ■ 54
105 Mayville St. ■ 57
78 Mary 68
97 Dickinson St. ■ 49
107 Alas. Fairbanks ■ 79
89 Minn.-Crookston ■ 51
80 Concordia-St. Paul 64
86 Bemidji St. 59
74 Seattle 65
72 Seattle Pacific 58
86 St. Cloud St. ■ 66
68 Minn. St. Mankato ■ 55
81 South Dakota 79
95 Neb.-Omaha ■ 67
84 Minn. St. Mankato 76
81 Augustana (S.D.) 62
61 St. Cloud St. 66
67 Augustana (S.D.) ■ 75
76 Minn. Duluth ■ 60
69 South Dakota ■ 60
81 Neb.-Omaha 66
69 Minn. Duluth 62
74 Minn. Duluth ■ 54
72 South Dakota ■ 49
98 Minn. St. Moorhead ■ 66
78 Regis (Colo.) ■ 63
108 Neb.-Kearney ■ 75
64 Fla. Gulf Coast † 83

Nickname: Fighting Sioux
Colors: Kelly Green & White
Arena: Betty Engelstad Sioux Center
Capacity: 3,064; Year Built: 2004
AD: Thomas Buning
SID: Jayson Hajdu

NORTH DAKOTA ST.

Fargo, ND 58105-5600 II

Coach: Amy Ruley, Purdue 1978

2006-07 RESULTS (14-11)

67 Oral Roberts 82
50 Northern Ariz. ■ 55
59 Texas-Arlington † 54
74 Montana St. 62
70 East Caro. 73
56 Fairfield † 76
63 Milwaukee ■ 53
81 Valley City St. ■ 31
69 San Jose St. ■ 61
62 Minnesota ■ 48
53 Alabama 78
63 Middle Tenn. 93
51 Green Bay 77
53 Jamestown ■ 31
61 Arkansas St. ■ 64
57 Tex.-Pan American 59
71 Utah Valley St. 63
45 South Dakota St. ■ 86
89 IPFW ■ 72
81 NJIT ■ 49
81 Utah Valley St. ■ 48
69 Tex.-Pan American ■ 57
51 South Dakota St. 86
73 NJIT 54
85 IPFW 80

Nickname: Bison
Colors: Yellow & Green
Arena: Bison Sports Arena
Capacity: 6,000; Year Built: 1970
AD: Lynn Dorn
SID: Jeff Schwartz

NORTH FLA.

Jacksonville, FL 32224-2645 II

Coach: Mary Tappmeyer, Cortland St. 1981

2006-07 RESULTS (8-21)

37 Florida 78
52 NJIT † 46
45 Longwood 52
46 Florida Int'l 86
47 Villanova † 66
48 Belmont 76
53 Lipscomb 44
40 Bethune-Cookman 57
44 UCF 55
41 Georgia St. † 76
41 Hofstra ■ 63
59 Campbell ■ 53
35 Gardner-Webb ■ 39
42 Bethune-Cookman ■ 58
42 Jacksonville 56
48 East Tenn. St. 87
68 Kennesaw St. 73
57 Mercer ■ 40
75 Stetson ■ 61
74 Campbell 73
54 Gardner-Webb 57
57 Virginia 90
52 Jacksonville ■ 67
56 Kennesaw St. ■ 58

58 East Tenn. St. ■ 61
50 Stetson 72
43 Mercer 42
54 Lipscomb ■ 51
43 Belmont ■ 68

Nickname: Lady Ospreys
Colors: Navy Blue & Gray
Arena: UNF Arena
Capacity: 5,800; Year Built: 1993
AD: Richard E. Gropper
SID: Tom Strother

NORTH GREENVILLE

Tigerville, SC 29688 II

Coach: Jayne Arledge, Western Caro. 1978

2006-07 RESULTS (22-12)

95 Limestone 79
86 Montreat ■ 66
64 Benedict ■ 60
74 Tusculum 91
73 Belmont Abbey 80
66 S.C. Upstate ■ 76
73 Benedict 82
72 Va. Intermont ■ 51
49 S.C. Upstate 78
61 Coker 75
46 Coastal Caro. 74
77 Presbyterian ■ 65
56 Queens (N.C.) 64
94 Southern Wesleyan ■ 90
70 Va. Intermont 86
93 Allen ■ 39
86 Converse ■ 78
59 King (Tenn.) 50
70 Brevard 67
71 Emmanuel (Ga.) 63
79 Voorhees ■ 57
74 Emmanuel (Ga.) ■ 65
51 Converse 76
85 Morris ■ 63
77 Brevard ■ 70
72 Erskine ■ 59
74 Emmanuel (Ga.) 56
72 Southern Wesleyan † 79
87 Chowan † 74
84 Columbia Union † 69
98 Allen 61
69 Oakland City 81
69 Emmanuel (Ga.) † 53
73 Greenville † 69

Nickname: Crusaders
Colors: Red, Black & White
AD: Jan McDonald
SID: Rhett Burns

NORTH PARK

Chicago, IL 60625-4895 III

Coach: Jack Surridge, Concordia (Neb.) 1967

2006-07 RESULTS (15-9)

77 MacMurray † 26
58 Milwaukee Engr. † 44
70 Augustana (Ill.) ■ 50
34 Washington-St. Louis ■ 58
56 Lehman † 47
64 Manhattanville 46
55 Chicago 81
66 Neb. Wesleyan † 61
62 Rockford 52
60 Mass.-Boston † 44
49 Whittier 41
38 Millikin ■ 41
65 North Central (Ill.) ■ 57
50 Wheaton (Ill.) 53
51 Elmhurst ■ 50
55 Ill. Wesleyan ■ 66
56 Carthage 59
54 Millikin 61
59 Augustana (Ill.) 49
60 Wheaton (Ill.) ■ 63
73 North Central (Ill.) 64
69 Elmhurst 57
54 Carthage ■ 53
63 Ill. Wesleyan 64

Nickname: Vikings
Colors: Blue & Gold
Arena: North Park Gymnasium
Capacity: 1,300; Year Built: 1958
AD: Jack Surridge
SID: Chris Nelson

NORTH TEXAS

Denton, TX 76207 I

Coach: Tina Slinker, Wayland Baptist 1978

2006-07 RESULTS (9-20)

47 Baylor 84
64 Hampton 65
58 William & Mary 64
92 Loyola (Ill.) ■ 54
77 Prairie View ■ 74
43 UTEP 77
68 Stephen F. Austin 75
53 SMU 70
68 New Orleans 52
52 Texas A&M 70
77 Northwestern St. 66
49 Ark.-Little Rock 87
51 Arkansas St. 57
48 Denver ■ 51
76 La.-Lafayette ■ 85
55 Florida Int'l 67
80 Fla. Atlantic ■ 72
56 Middle Tenn. ■ 70
57 South Ala. 72
68 Troy ■ 53
68 Western Ky. 82
65 New Orleans ■ 69
71 La.-Monroe 67
63 Denver 72
63 Ark.-Little Rock ■ 69
73 Western Ky. ■ 65
82 Arkansas St. ■ 66
59 La.-Lafayette 75
44 South Ala. 52

Nickname: Mean Green
Colors: Green & White
Arena: The Super Pit
Capacity: 10,032; Year Built: 1973
AD: Rick Villarreal
SID: Steven Bartolotta

NORTHEASTERN

Boston, MA 02115 I

Coach: Daynia La-Force Mann, Georgetown 1995

2006-07 RESULTS (4-26)

49 Duke 102
74 Providence 75
79 Boston U. ■ 93
62 Canisius ■ 68
50 Massachusetts 58
61 George Mason ■ 67
67 Dartmouth ■ 73
61 Long Island ■ 74
62 New Hampshire 71
87 Harvard 77
59 St. Joseph's 83
47 Vermont † 55
51 Georgia St. 76
65 Towson ■ 52
43 Delaware 65
64 Drexel ■ 53
74 VCU 80
49 William & Mary 58
53 George Mason 68
56 UNC Wilmington ■ 64
63 Hofstra ■ 72
63 Towson 68
75 Old Dominion ■ 89
63 James Madison 85
64 Georgia St. ■ 42
57 James Madison ■ 71
90 Drexel 98
61 Hofstra 75
35 Delaware ■ 65
58 VCU † 74

Nickname: Huskies
Colors: Red & Black
Arena: Solomon Court
Capacity: 2,500; Year Built: 1955
AD: David O'Brien
SID: Norm Harnick

NORTHEASTERN ST.

Tahlequah, OK 74464-2399 II

Coach: Randy Gipson, Kentucky 1979

2006-07 RESULTS (15-11)

61 John Brown ■ 43
64 Mo. Southern St. 68
40 Mo. Western St. 56
57 Southwest Baptist ■ 58
58 Tex. A&M-Kingsville 57
74 Texas Woman's 80
72 Abilene Christian ■ 55
64 Angelo St. ■ 51
53 Arkansas Tech 48
65 Incarnate Word 53
57 St. Mary's (Tex.) 40
81 Eastern N.M. 69
43 West Tex. A&M 64
51 Midwestern St. ■ 41
69 Tex. A&M-Commerce ■ 61
62 Central Okla. 60
75 Cameron ■ 65
41 Southwestern Okla. 50
46 East Central ■ 53
50 Southeastern Okla. 57
49 Central Okla. ■ 52
51 Tex. A&M-Commerce 59
65 Cameron 50
60 Southwestern Okla. ■ 47
43 East Central 49
71 Southeastern Okla. ■ 62

Nickname: Lady Reds
Colors: Green & White
Arena: Dobbins Fieldhouse
Capacity: 1,200; Year Built: 1954
AD: Eddie Griffin
SID: Scott Pettus

NORTHERN ARIZ.

Flagstaff, AZ 86011-5400 I

Coach: Laurie Kelly, St. Thomas (Minn.) 1991

2006-07 RESULTS (20-12)

60 Texas-Arlington 69
72 Western N.M. ■ 32
56 Valparaiso 62
55 North Dakota St. 50
75 Kent St. ■ 65
64 Green Bay ■ 75
63 Southern Utah ■ 44
89 Eastern Mich. † 69
72 Arizona St. 85
74 Pacific ■ 59
74 Loyola Marymount 58
51 New Mexico 62
62 UTEP ■ 63
76 Sacramento St. 54
64 Weber St. 79
79 Northern Colo. ■ 45
83 Sacramento St. ■ 46
76 Eastern Wash. ■ 51
72 Portland St. ■ 71
64 Montana 78
60 Montana St. 52
70 Idaho St. ■ 62
73 Weber St. ■ 57
79 Idaho St. 95
86 Northern Colo. 49
50 Montana ■ 61
66 Montana St. ■ 47
65 Portland St. 73
66 Eastern Wash. 63
76 Montana St. † 53
64 Montana 59
78 Idaho St. † 84

Nickname: Lumberjacks
Colors: Blue, Gold & Sage
Arena: Walkup Skydome
Capacity: 7,000; Year Built: 1977
AD: James E. Fallis
SID: Karen Auerbach

NORTHERN COLO.

Greeley, CO 80639 II

Coach: Jaime White, Southern Utah 1994

2006-07 RESULTS (5-24)

46 UMKC 71
46 Wyoming ■ 76
59 Air Force ■ 72
71 Lamar ■ 43
39 Illinois 76
52 Louisville ■ 82
62 UC-Colo. Springs ■ 56
48 Colorado St. ■ 59
63 Cal St. Fullerton 75
36 Oklahoma 82
55 Wichita St. 80
67 Fairleigh Dickinson ■ 55
66 Weber St. 78
47 Sacramento St. 54
45 Northern Ariz. 79
66 Idaho St. ■ 92
63 Portland St. ■ 81
78 Eastern Wash. ■ 54
47 Montana St. 68
54 Montana 85
70 Sacramento St. ■ 45
45 Weber St. ■ 56
59 Denver ■ 88
65 Idaho St. 90
49 Northern Ariz. ■ 86
49 Montana St. ■ 77
56 Montana ■ 74
47 Eastern Wash. 68
63 Portland St. 77

Nickname: Bears
Colors: Blue & Gold
Arena: Butler-Hancock Hall
Capacity: 4,500; Year Built: 1975
AD: Jay Hinrichs
SID: Colin McDonough

NORTHERN ILL.

De Kalb, IL 60115-2854 I

Coach: Carol Owens, Northern Ill. 1990

2006-07 RESULTS (19-12)

97 Illinois St. ■ 69
67 IUPUI ■ 73
69 Illinois ■ 63
68 DePaul 71
73 Chicago St. ■ 46
81 Cincinnati † 73
70 Northwestern 54
62 Western Ill. ■ 45
85 Bradley 75
62 Ill.-Chicago 80
82 Kansas 74
66 Eastern Mich. 80
73 Central Mich. ■ 67
65 Toledo 58
79 Western Mich. ■ 73
72 Ball St. 81
81 Akron ■ 70
70 Ohio 72
58 Buffalo 53
77 IPFW 55
82 Miami (Ohio) ■ 70
71 Kent St. 78
76 Bowling Green ■ 85

82 Eastern Mich. ■ 68
61 Central Mich. 73
73 Toledo ■ 70
56 Western Mich. 67
70 Ball St. ■ 81
69 Akron † 56
72 Kent St. † 68
72 Ball St. † 83

Nickname: Huskies
Colors: Cardinal & Black
Arena: Convocation Center
Capacity: 9,100; Year Built: 2002
AD: James Phillips
SID: Steve Nemeth

UNI

Cedar Falls, IA 50614 I

Coach: Tony DiCecco, Upper Iowa 1971

2006-07 RESULTS (17-13)

63 Minnesota 75
58 Weber St. 69
74 Iowa St. ■ 80
73 Miami (Ohio) † 66
63 Washington 81
66 Ill.-Chicago ■ 50
33 Maryland ■ 77
90 Detroit 75
67 Valparaiso ■ 49
83 Iowa 62
76 IPFW ■ 57
74 Bradley ■ 47
56 Creighton 53
61 Drake 55
54 Evansville ■ 56
74 Southern Ill. ■ 79
70 Missouri St. 72
66 Wichita St. 56
58 Illinois St. ■ 60
69 Indiana St. ■ 66
73 Drake ■ 68
78 Creighton ■ 72
49 Evansville 75
46 Southern Ill. 49
53 Wichita St. ■ 49
90 Missouri St. ■ 72
54 Indiana St. 78
74 Illinois St. 73
64 Bradley 55
57 Evansville † 58

Nickname: Panthers
Colors: Purple & Old Gold
Arena: West Gym
Capacity: 2,051; Year Built: 1925
AD: Rick Hartzell
SID: Kara Moran

NORTHERN KY.

Highland Heights, KY 41099 II

Coach: Nancy Winstel, Northern Ky. 1977

2006-07 RESULTS (21-8)

98 Midway ■ 42
97 Wayne St. (Mich.) ■ 56
65 Quincy ■ 63
64 SIU Edwardsville ■ 65
92 Georgetown (Ky.) ■ 69
78 Bellarmine 85
68 Northern Mich. ■ 46
58 Grand Valley St. ■ 74
74 St. Rose † 63
76 Mercyhurst † 50
57 Wis.-Parkside 66
64 Lewis 75
72 Mo.-Rolla ■ 51
67 Mo.-St. Louis ■ 44
61 Ky. Wesleyan 54
70 Southern Ind. 56
62 Indianapolis ■ 54
79 St. Joseph's (Ind.) ■ 54
52 Drury 49
93 Rockhurst 41
73 Lewis ■ 61
60 Wis.-Parkside ■ 58
76 Ky. Wesleyan ■ 45
76 Bellarmine ■ 64
58 St. Joseph's (Ind.) 65
58 Indianapolis 53
67 Mo.-Rolla † 52
57 Drury † 68
69 Ferris St. † 70

Nickname: Norse
Colors: Gold, Black & White
Arena: Regents Hall
Capacity: 1,685; Year Built: 1972
AD: Jane Meier
SID: Don Owen

NORTHERN MICH.

Marquette, MI 49855-5391 II

Coach: Troy Mattson, Northern Mich. 1986

2006-07 RESULTS (9-18)

54 Concordia-St. Paul 53
55 Minn. St. Moorhead † 66
65 St. Cloud St. † 75
45 Minn. Duluth 62
58 Michigan Tech ■ 69
74 Findlay 68
56 Saginaw Valley ■ 63
92 Ashland ■ 70
46 Northern Ky. 68
56 Emporia St. † 73
76 Finlandia † 42
74 Marygrove † 41
58 Lake Superior St. ■ 65
45 Grand Valley St. 60
72 Northland ■ 43
54 Ferris St. ■ 71
65 Grand Valley St. ■ 92
49 Hillsdale 83
54 Wayne St. (Mich.) 63
73 Northwood (Mich.) 77
63 Saginaw Valley 56
80 Mercyhurst ■ 64
70 Gannon ■ 76
50 Lake Superior St. 59
65 Ferris St. 70
73 Northwood (Mich.) ■ 68
50 Michigan Tech 57

Nickname: Wildcats
Colors: Old Gold & Olive Green
Arena: Berry Events Center
Capacity: 5,000; Year Built: 1999
AD: Kenneth Godfrey
SID: David Faiella

NORTHERN ST.

Aberdeen, SD 57401 II

Coach: Curt Fredrickson, Northern St. 1974

2006-07 RESULTS (20-9)

66 Dakota Wesleyan 44
68 Colo. Christian 63
64 Colorado Mines † 46
71 North Dakota 65
69 Fort Lewis † 67
53 Northwest Nazarene 59
73 Winona St. 71
79 Upper Iowa 71
72 Wayne St. (Neb.) ■ 66
83 Southwest Minn. St. ■ 38
77 Black Hills St. ■ 53
50 South Dakota 71
60 Minn. Duluth ■ 47
40 Minn. St. Moorhead 56
67 Concordia-St. Paul 72
85 Minn.-Crookston ■ 48
84 Bemidji St. ■ 68
68 Mary ■ 57
60 Winona St. ■ 57
62 Upper Iowa ■ 43
48 Southwest Minn. St. 53
60 Wayne St. (Neb.) 63
49 Concordia-St. Paul ■ 68
65 Minn. St. Moorhead ■ 59
86 Bemidji St. 73
66 Minn.-Crookston 44
68 Mary 72
72 Bemidji St. ■ 56
55 Minn. St. Moorhead † 71

Nickname: Wolves
Colors: Maroon & Gold
Arena: Wachs Arena
Capacity: 8,057; Year Built: 1987
AD: Robert A. Olson
SID: Melissa Wolf

NORTHLAND

Ashland, WI 54806 III

Coach: Dan Roiger, Wisconsin 1987

2006-07 RESULTS (14-12)

63 Redlands 68
49 St. Thomas (Minn.) † 53
64 Wis.-Superior 72
62 Wis.-Stout ■ 82
97 Finlandia 87
50 Wis.-Oshkosh 76
66 St. Scholastica 61
43 Northern Mich. 72
60 Michigan Tech 75
94 Crown (Minn.) ■ 37
48 Northwestern (Minn.) ■ 44
80 Mt. Marty ■ 26
38 Minn.-Morris 63
54 Presentation 68
81 Bethany Lutheran 78
60 Martin Luther 55
67 Wis.-Superior ■ 59
63 Martin Luther ■ 47
77 Bethany Lutheran ■ 87
78 Finlandia ■ 60
56 Northwestern (Minn.) 48
77 Crown (Minn.) 45
50 Presentation ■ 42
57 Minn.-Morris ■ 59
61 St. Scholastica ■ 53
63 Presentation 76

Nickname: Lumberjills
Colors: Navy, Orange & White
Arena: Kendrigan Gymnasium
Capacity: 1,200; Year Built: 1964
AD: Steve Wammer
SID: Eric Grice

NORTHWEST MO. ST.

Maryville, MO 64468-6001 II

Coach: Gene Steinmeyer, Neb.-Kearney 1973

2006-07 RESULTS (18-12)

73 Rockhurst ■ 53
78 Harris-Stowe ■ 69
76 Missouri Valley ■ 44
80 St. Martin's † 58
74 Western Wash. 81
79 William Penn ■ 51
95 Mont. St.-Billings ■ 82
73 St. Mary's (Tex.) ■ 61
93 Southwest Baptist 83
48 South Dakota 75
70 Fort Hays St. 62
69 Mo. Western St. ■ 72
57 Washburn 71
66 Mo. Southern St. 61
65 Pittsburg St. ■ 68
80 Truman ■ 57
69 Central Mo. 80
66 Emporia St. 89
64 Southwest Baptist ■ 49
46 Emporia St. ■ 60
81 Central Mo. ■ 66
80 Truman 70
65 Pittsburg St. 62
73 Washburn ■ 86
62 Mo. Southern St. ■ 51
58 Mo. Western St. 77
94 Fort Hays St. ■ 77
77 Mo. Southern St. † 54
58 Mo. Western St. † 68
72 West Tex. A&M † 87

Nickname: Bearcats
Colors: Green & White
Arena: Bearcat Arena
Capacity: 2,500; Year Built: 1955
AD: Bob Boerigter
SID: Chad Waller

NORTHWEST NAZARENE

Nampa, ID 83686 II

Coach: Kelli Lindley, Washington St. 1996

2006-07 RESULTS (16-11)

77 Great Falls ■ 56
82 UC San Diego ■ 86
100 Hawaii-Hilo ■ 38
59 Northern St. ■ 53
54 Albertson 70
82 Notre Dame de Namur † 50
51 Humboldt St. 54
70 Grand Canyon 79
83 Grand Canyon 79
73 Dixie St. ■ 77
82 Dixie St. ■ 68
63 Alas. Anchorage ■ 59
52 St. Martin's ■ 49
78 Western Ore. ■ 68
47 Western Wash. 56
50 Seattle 75
64 Alas. Fairbanks ■ 65
75 Central Wash. ■ 60
56 Seattle Pacific 79
72 Central Wash. 61
71 Western Ore. 51
67 St. Martin's 73
70 Seattle ■ 56
64 Western Wash. ■ 58
76 Alas. Fairbanks 62
58 Alas. Anchorage 69
65 Seattle Pacific ■ 63

Nickname: Crusaders
Colors: Red & Black
Arena: Johnson Sports Center
Capacity: 3,500; Year Built: 2004
AD: Rich Sanders
SID: Craig Stensgaard

NORTHWESTERN

Evanston, IL 60208 I

Coach: Beth Combs, Illinois 1992

2006-07 RESULTS (8-22)

64 Valparaiso ■ 45
78 Loyola (Ill.) 60
80 Miami (Ohio) 51
58 Mississippi † 61
59 Gardner-Webb † 34
72 Ill.-Chicago ■ 57
67 Princeton ■ 53
54 Northern Ill. ■ 70
59 Missouri ■ 78
66 DePaul 74
58 Nebraska 73
68 Georgia Tech ■ 82
69 Utah 80
72 Wisconsin 93
53 Penn St. 85
61 Iowa ■ 63
63 Minnesota ■ 65
42 Ohio St. 70
41 Purdue ■ 73
50 Wisconsin ■ 74
30 Purdue 72
49 Illinois 77
42 Ohio St. ■ 66
49 Michigan 61
48 Michigan St. ■ 55

64 Penn St. ■ 61
63 Michigan St. 68
63 Michigan ■ 54
59 Indiana 83
43 Minnesota † 60

Nickname: Wildcats
Colors: Purple & White
Arena: Welsh-Ryan Arena
Capacity: 8,117; Year Built: 1952
AD: Mark Murphy
SID: Julie Dunn

NORTHWESTERN ST.

Natchitoches, LA 71497-0003 I

Coach: Jennifer Graf, Northwestern St. 2002

2006-07 RESULTS (10-20)

60 Jackson St. ■ 65
43 Oklahoma St. 79
55 New Orleans 69
89 Ark.-Monticello ■ 80
71 Centenary (La.) ■ 61
39 La.-Monroe 83
66 Southern U. ■ 61
79 LSU-Shreveport ■ 57
67 Eastern Wash. 71
70 Washington St. 72
66 North Texas ■ 77
77 UAB † 84
63 Maine † 79
69 Texas St. ■ 73
48 Texas-Arlington ■ 65
61 A&M-Corpus Christi 67
38 UTSA 55
82 McNeese St. 58
68 Lamar ■ 61
70 Nicholls St. ■ 59
59 Southeastern La. 77
73 Central Ark. 71
66 Sam Houston St. 77
59 Stephen F. Austin ■ 62
72 McNeese St. ■ 68
58 Lamar 69
76 Nicholls St. 85
55 Southeastern La. ■ 53
60 Central Ark. ■ 74
53 Texas-Arlington † 62

Nickname: Lady Demons
Colors: Purple & White with Orange trim
Arena: Prather Coliseum
Capacity: 3,900; Year Built: 1964
AD: Gregory S. Burke
SID: Matthew Bonnette

NORTHWOOD (MICH.)

Midland, MI 48640-2398 II

Coach: Jeff Curtis, Alma 1997

2006-07 RESULTS (9-17)

60 Quincy 68
70 Lincoln (Mo.) † 64
87 Concordia (Mich.) ■ 54
90 Grace Bible (Mich.) ■ 30
81 Ferris St. ■ 94
54 Grand Valley St. ■ 65
48 Michigan Tech 62
57 Lake Superior St. 61
77 Marygrove ■ 63
44 Washburn † 90
81 Hawaii Pacific † 61
105 Rochester College ■ 36
84 Wayne St. (Mich.) ■ 62
71 Mercyhurst ■ 72
69 Gannon ■ 71
63 Ashland 72
77 Findlay 76
77 Northern Mich. ■ 73
65 Michigan Tech ■ 85
75 Ferris St. 108
43 Grand Valley St. 59
48 Saginaw Valley ■ 56
59 Hillsdale 79
68 Northern Mich. 73
51 Lake Superior St. ■ 63
62 Saginaw Valley 70

Nickname: Timberwolves
Colors: Columbia Blue & White
Arena: E.W. Bennett Sports Center
Capacity: 1,500; Year Built: 1979
AD: Pat Riepma
SID: Travis McCurdy

NORWICH

Northfield, VT 05663 III

Coach: Mark Miller, Shepherd 1997

2006-07 RESULTS (24-4)

79 Plymouth St. 64
65 Westfield St. † 43
80 Middlebury 64
75 Johnson St. ■ 34
68 Bates ■ 56
77 Newbury ■ 29
64 Plattsburgh St. 48
66 Bates 63
76 Me.-Machias 33
60 Springfield 51
31 Bowdoin † 46
56 Castleton ■ 46
64 Western New Eng. 55
81 Pine Manor ■ 67
51 Emerson 46
78 Southern Vt. ■ 58
60 Simmons 55
92 Rivier 55
72 Albertus Magnus 41
59 Emmanuel (Mass.) ■ 61
66 Daniel Webster ■ 39
55 Johnson & Wales (R.I.) 43
73 St. Joseph (Conn.) ■ 51
54 Suffolk ■ 33
54 Simmons ■ 37
56 Suffolk † 46
55 Emmanuel (Mass.) 63
60 Fitchburg St. † 79

Nickname: Cadets
Colors: Maroon & Gold
Arena: Andrews Hall
Capacity: 1,500; Year Built: 1980
AD: Anthony A. Mariano
SID: Scott C. Miller

NOTRE DAME

Notre Dame, IN 46556 I

Coach: Muffet McGraw, St. Joseph's 1977

2006-07 RESULTS (20-12)

88 Central Mich. ■ 66
85 Bowling Green ■ 81
49 Penn St. 75
87 Western Mich. ■ 67
58 Southern California 69
87 Richmond ■ 66
61 Michigan 58
51 Indiana ■ 54
67 Purdue ■ 58
75 IUPUI ■ 65
60 Valparaiso 59
94 Prairie View ■ 55
54 Tennessee 78
64 Seton Hall 61
81 Cincinnati ■ 70
78 South Fla. 87
83 St. John's (N.Y.) ■ 65
83 Syracuse ■ 55
62 Marquette 71
47 Connecticut 64
62 Pittsburgh 71
77 West Virginia ■ 67
64 Louisville ■ 55
78 DePaul ■ 70
75 Villanova 58
82 Providence 65
73 Georgetown ■ 48
60 Rutgers ■ 76
73 DePaul 87
71 DePaul † 76
62 California † 59
51 North Carolina † 60

Nickname: Fighting Irish
Colors: Blue & Gold
Arena: Joyce Center
Capacity: 11,418; Year Built: 1968
AD: Kevin White
SID: Chris Masters

NOTRE DAME (MD.)

Baltimore, MD 21210-2476 III

Coach: Rob Long

2006-07 RESULTS (18-7)

57 St. Elizabeth ■ 47
55 Bryn Mawr ■ 50
53 Shenandoah ■ 59
75 Eastern ■ 42
62 Rowan 69
85 Salem ■ 66
63 Goucher 76
100 Mt. Mary † 34
70 Hood ■ 29
68 Lincoln (Pa.) 77
67 Wilson ■ 30
68 Mary Baldwin ■ 52
67 Marywood 46
65 Trinity (D.C.) ■ 52
54 Chatham 64
73 Trinity (D.C.) 60
82 Mary Baldwin 76
64 Hood 59
81 Wilson 42
80 Chatham ■ 61
63 Villa Julie ■ 70
60 Wesley ■ 51
46 Chatham 44
62 Trinity (D.C.) † 61
30 Mary Washington 66

Nickname: Gators
Colors: Royal Blue & White
Arena: MBK Athletic Complex
Capacity: 1,000; Year Built: 1990
AD: Pamela J. Wojnar
SID: Ryan Eigenbrode

NOVA SOUTHEASTERN

Fort Lauderdale, FL 33314 II

Coach: Marilyn Rule, Fla. Atlantic 1993

2006-07 RESULTS (9-19)

52 Valdosta St. ■ 58
70 Florida Tech ■ 77
39 Valdosta St. 54
75 St. Augustine's ■ 67
49 West Fla. ■ 58
69 St. Leo 65
68 SIU Edwardsville ■ 69
51 Central Mo. ■ 66
61 Shaw ■ 67
51 Arkansas Tech † 53
50 Bryant † 65
68 Fla. Southern ■ 57
33 Rollins 51
43 Barry ■ 55
67 Eckerd 55
62 Lynn ■ 58
61 Florida Tech ■ 79
58 Palm Beach Atl. ■ 40
50 Tampa ■ 62
47 Barry 42
44 Fla. Southern 64
58 Rollins ■ 67
69 St. Leo ■ 61
70 Eckerd ■ 49
64 Lynn 79
33 Florida Tech 44
41 Tampa 57
38 Tampa † 64

Nickname: Sharks
Colors: Navy Blue & Gray
Arena: University Center Arena
Capacity: 5,750; Year Built: 2006
AD: Michael Mominey
SID: Robert Prior

NYACK

Nyack, NY 10960-3698 II

Coach: Josh Thompson, Nyack 2000

2006-07 RESULTS (7-18)

72 Concordia (N.Y.) † 48
50 Dowling † 80
88 Post ■ 82
40 Dominican (N.Y.) 93
65 Phila. Sciences ■ 58
61 Georgian Court ■ 51
33 Holy Family 69
59 Goldey-Beacom ■ 85
54 Philadelphia U. 69
79 Baptist Bible (Pa.) 49
46 Wilmington (Del.) ■ 60
61 Caldwell ■ 63
76 Felician 69
48 Phila. Sciences 73
45 Post 53
39 Holy Family ■ 93
38 Bloomfield ■ 63
45 Goldey-Beacom 67
71 Georgian Court 66
58 Dominican (N.Y.) ■ 72
61 Philadelphia U. ■ 70
65 Felician ■ 72
64 Caldwell 81
54 Bloomfield 73
46 Wilmington (Del.) 61

Nickname: The Lady Warriors
Colors: Crimson, Grey & Navy Blue
Arena: Bowman Center
Capacity: 1,300; Year Built: 1974
AD: Keith Davie
SID: Josh Thompson

OAKLAND

Rochester, MI 48309-4401 I

Coach: Beckie Francis, Colgate 1987

2006-07 RESULTS (19-13)

107 Marygrove ■ 40
68 Green Bay 90
69 Florida St. 74
68 Eastern Mich. 62
57 Central Mich. 69
58 Bowling Green 89
85 Rochester College ■ 23
76 Toledo ■ 60
51 Marquette ■ 64
61 West Virginia 70
55 Auburn 74
53 Connecticut 85
42 Chicago St. ■ 54
46 IUPUI ■ 50
60 Western Ill. 51
63 Valparaiso 57
67 UMKC ■ 47
83 Southern Utah ■ 36
73 Centenary (La.) 61
68 Oral Roberts 64
58 IUPUI 45
81 Youngstown St. ■ 57
65 Valparaiso ■ 44
55 Western Ill. ■ 52
65 Southern Utah 52
82 UMKC 55
57 Oral Roberts ■ 60
73 Centenary (La.) ■ 53
82 Centenary (La.) † 51
75 IUPUI † 60
55 Oral Roberts 72
56 Kentucky ■ 65

Nickname: Golden Grizzlies
Colors: Black & Gold

Arena: O'Rena
Capacity: 4,000; Year Built: 1998
AD: Tracy Huth
SID: Shannon Dove

OAKLAND CITY

Oakland City, IN 47660-1099 II

Coach: Jessica Mehringer, Oakland City 1993

2006-07 RESULTS (13-13)

56	Ky. Wesleyan	82
77	BYU-Hawaii	67
87	BYU-Hawaii	79
68	Mo.-St. Louis ■	74
75	Lindsay Wilson ■	63
60	Ind.-Southeast	53
62	Cumberland (Ky.)	55
81	Ohio Valley ■	66
58	Ky. Wesleyan ■	86
72	Mo.-Rolla	85
35	Indianapolis ■	67
60	Cumberland (Ky.) ■	70
78	Mo. Baptist	87
74	Brescia ■	73
67	Central St. (Ohio)	84
64	Robert Morris-Springfield ■	49
65	Ala.-Huntsville	71
64	Mo.-St. Louis	70
58	SIU Edwardsville	88
104	Ohio St.-Marion ■	48
51	Central St. (Ohio) ■	75
44	Brescia	53
77	St. Louis Pharmacy	57
58	Robert Morris-Springfield	50
71	Ala.-Huntsville ■	65
81	North Greenville ■	69

Nickname: Mighty Oaks
Colors: Navy & White
Arena: Johnson Center
Capacity: 1,600; Year Built: 1987
AD: Mike Sandifar
SID: Dave Terrell

OBERLIN

Oberlin, OH 44074 III

Coach: Christa Champion, Brown 1986

2006-07 RESULTS (7-19)

78	Mitchell †	79
56	Southern Vt. †	53
76	Bluffton ■	68
39	Baldwin-Wallace	107
54	Wittenberg ■	68
54	Kalamazoo ■	47
53	Ursuline ■	70
87	Marygrove ■	79
44	Allegheny ■	60
55	Ohio Wesleyan	86
51	Wooster ■	61
57	Hiram ■	54
49	Kenyon ■	66
55	Allegheny	78
57	Earlham	72
50	La Roche	59
45	Ohio Wesleyan ■	75
45	Wittenberg	68
63	Wooster	66
66	Denison ■	82
57	Kenyon	75
61	Hiram	56
82	Ursuline	85
50	Denison	72
69	Earlham ■	63
63	Denison	94

Nickname: Yeowomen
Colors: Crimson & Gold
Arena: Philips Gymnasium
Capacity: 1,800; Year Built: 1971
AD: Joe Karlgaard
SID: Zachary Pretzer

OCCIDENTAL

Los Angeles, CA 90041 III

Coach: Jaime Hoffman, Catholic 1995

2006-07 RESULTS (16-9)

73	Cal St. East Bay ■	59
64	La Sierra	55
66	Holy Names ■	68
57	La Sierra ■	37
75	La Sierra ■	79
82	Kalamazoo ■	45
73	UC Santa Cruz †	57
62	Chapman	74
67	UC Santa Cruz	55
67	St. Joseph's (Me.) †	54
52	Chapman ■	57
87	Caltech ■	55
48	Claremont-M-S ■	56
72	Pomona-Pitzer	59
65	Cal Lutheran	73
62	Redlands ■	66
78	La Verne	89
65	Whittier ■	49
71	Caltech	40
52	Claremont-M-S	51
60	Pomona-Pitzer ■	39
71	Cal Lutheran ■	62
61	Redlands	60
68	La Verne ■	78
75	Whittier	62

Nickname: Tigers
Colors: Orange & Black
Arena: Rush Gym
Capacity: 1,800; Year Built: 1967
AD: Dixon Farmer
SID: Andrew Holmes

OGLETHORPE

Atlanta, GA 30319-2797 III

Coach: Ron Sattele, Villanova

2006-07 RESULTS (21-8)

46	Puget Sound	88
70	Pacific Lutheran †	73
85	Spelman	58
81	Maryville (Tenn.)	84
77	Emory	68
65	Sewanee	71
88	LaGrange	79
96	Piedmont ■	78
74	Agnes Scott ■	43
92	Averett ■	38
81	Ill. Wesleyan ■	75
92	Ferrum ■	84
71	Centre ■	50
63	DePauw ■	61
71	Millsaps	53
90	Rhodes	72
85	Sewanee ■	71
83	Southwestern (Tex.)	68
62	Trinity (Tex.)	67
85	Austin ■	69
87	Hendrix ■	69
87	Millsaps ■	67
79	Rhodes ■	67
66	Centre	65
58	DePauw	95
80	Southwestern (Tex.) †	67
73	Rhodes †	68
60	DePauw †	73
54	Wilmington (Ohio)	76

Nickname: Stormy Petrels
Colors: Black & Gold
Arena: Dorough Fieldhouse
Capacity: 2,000; Year Built: 1962
AD: Jay Gardiner
SID: Steve Green

OHIO

Athens, OH 45701 I

Coach: Sylvia Crawley, North Carolina 1994

2006-07 RESULTS (18-12)

72	Navy ■	49
87	Cleveland St. ■	64
84	Butler ■	53
57	Lehigh ■	40
67	Western Ill.	43
67	Missouri	70
69	Pittsburgh ■	77
54	Auburn	73
74	Marshall ■	71
70	Robert Morris	79
82	High Point †	70
56	Fla. Atlantic	58
63	Kent St.	76
74	Miami (Ohio)	83
69	Buffalo ■	66
55	Bowling Green ■	64
66	Akron	55
55	Western Mich. ■	71
72	Northern Ill. ■	70
77	Ball St.	66
69	Central Mich. ■	65
52	Toledo	53
70	Eastern Mich.	62
75	Kent St. ■	71
87	Miami (Ohio) ■	74
47	Buffalo	61
70	Bowling Green	67
77	Akron ■	68
55	Central Mich. †	51
69	Eastern Mich. †	79

Nickname: Bobcats
Colors: Hunter Green & White
Arena: Convocation Center
Capacity: 13,168; Year Built: 1968
AD: Kirby Hocutt
SID: Michael Hill

OHIO NORTHERN

Ada, OH 45810 III

Coach: Michele Durand, Bluffton 1988

2006-07 RESULTS (17-10)

82	Bethany (W.V.) †	48
85	Allegheny	58
61	Kenyon	54
71	Adrian	41
81	Marietta	63
64	Heidelberg ■	57
55	Baldwin-Wallace	65
51	Ohio Wesleyan	60
63	Mount Union ■	49
64	SUNYIT †	40
55	DeSales †	63
65	Muskingum ■	57
47	Capital	48
59	Wilmington (Ohio) ■	70
76	John Carroll ■	75
60	Otterbein	65
90	Marietta ■	50
60	Heidelberg	56
68	Baldwin-Wallace ■	62
70	Otterbein ■	61
64	John Carroll	55
50	Wilmington (Ohio)	60
55	Capital ■	52
79	Muskingum	87
61	Mount Union	69
81	Otterbein ■	70
65	Wilmington (Ohio)	73

Nickname: Polar Bears
Colors: Burnt Orange & Black
Arena: ONU Sports Center
Capacity: 3,200; Year Built: 1975
AD: Thomas E. Simmons
SID: Gary Petit

OHIO ST.

Columbus, OH 43210 I

Coach: Jim Foster, Temple 1980

2006-07 RESULTS (28-4)

77	Army	41
77	Southern California ■	58
80	Boston College ■	72
77	Cornell ■	43
83	Montana ■	43
68	Longwood ■	33
84	Washington ■	79
51	LSU	75
98	Alabama A&M ■	55
97	Howard ■	52
74	Oklahoma	67
73	Iowa	67
75	Minnesota ■	62
53	Kentucky ■	51
63	Penn St.	61
70	Northwestern ■	42
74	Wisconsin	51
62	Illinois ■	52
72	Indiana ■	62
64	Purdue	55
66	Northwestern	42
85	Iowa ■	49
70	Minnesota	67
69	Illinois	60
83	Wisconsin ■	57
59	Michigan St. ■	62
78	Penn St. ■	61
72	Michigan	58
72	Indiana †	60
73	Penn St. †	71
52	Purdue †	64
63	Marist †	67

Nickname: Buckeyes
Colors: Scarlet & Gray
Arena: Value City Arena
Capacity: 19,200; Year Built: 1998
AD: Eugene Smith
SID: Pat Kindig

OHIO VALLEY

Vienna, WV 26105 II

Coach: Shane Brown, Eastern Ky.

2006-07 RESULTS (9-19)

50	Charleston (W.V.) †	90
67	Tiffin †	66
91	Ashland	100
61	Hillsdale †	79
57	Pitt.-Johnstown ■	50
75	Mercyhurst	67
66	Oakland City	81
61	Rio Grande	75
42	Indianapolis	76
54	Shepherd ■	69
55	West Liberty St.	85
52	Wheeling Jesuit	99
84	West Va. Wesleyan ■	94
72	Glenville St. ■	89
66	Salem Int'l	73
68	Concord ■	71
90	Davis & Elkins	82
76	Wheeling Jesuit ■	75
89	Alderson-Broaddus	73
79	Fairmont St.	84
89	West Liberty St. ■	97
61	Charleston (W.V.)	108
76	Bluefield St. ■	65
72	Salem Int'l ■	80
80	Fairmont St. ■	68
87	West Virginia St.	78
55	Shepherd	90
79	Shepherd	97

Nickname: Fighting Scots
Colors: Royal Blue, White & Red
Arena: Snyder Activity Center
Capacity: 900; Year Built: 1994
AD: Ron Pavan
SID: Darren Waldo

OHIO WESLEYAN

Delaware, OH 43015 III

Coach: Nan Carney-DeBord, Denison 1980

2006-07 RESULTS (14-12)

51	Wash. & Jeff.	63
69	Pitt.-Bradford †	59
48	Franklin ■	55
47	Heidelberg ■	62
60	Thomas More ■	69
71	Hiram ■	44
61	Allegheny	67
60	Ohio Northern ■	51
76	North Central (Ill.) ■	68
73	Ohio Dominican ■	59
64	Case Reserve ■	63
86	Oberlin ■	55
61	Denison ■	67
57	Kenyon	62
69	Earlham	48
96	Hiram	54
61	Wittenberg ■	51
75	Oberlin	45
66	Allegheny ■	39
74	Earlham ■	40
57	Wooster	62
49	Kenyon ■	56
54	Wittenberg	70
63	Wooster ■	56
56	Denison	66
44	Kenyon	54

Nickname: Battling Bishops
Colors: Red & Black
Arena: Branch Rickey Arena
Capacity: 2,300; Year Built: 1976
AD: Roger Ingles
SID: Mark Beckenbach

OKLAHOMA

Norman, OK 73019 I

Coach: Sherri Coale, Okla. Christian 1987

2006-07 RESULTS (28-5)

105	DePaul ■	71
92	Eastern Ky. †	79
76	Hawaii	56
77	UCLA	68
79	Lamar	44
72	Tulsa	49
78	South Carolina	51
87	Ark.-Pine Bluff ■	42
82	Northern Colo. ■	36
67	Ohio St. ■	74
80	New Mexico †	58
78	Kansas St. ■	58
77	Nebraska	69
76	Baylor	63
76	Oklahoma St.	60
82	Colorado	67
86	Texas Tech ■	81
69	Iowa St. ■	49
52	Texas A&M ■	54
62	Texas	67
78	Oklahoma St. ■	63
68	Texas A&M	78
78	Texas ■	58
70	Texas Tech	67
76	Kansas	70
72	Missouri ■	57
88	Baylor ■	61
67	Texas †	58
78	Baylor †	64
67	Iowa St. †	60
74	Southeast Mo. St. †	60
78	Marquette †	47
82	Mississippi †	90

Nickname: Sooners
Colors: Crimson & Cream
Arena: Lloyd Noble Center
Capacity: 12,000; Year Built: 1975
AD: Joseph R. Castiglione
SID: Chris Freet

OKLA. PANHANDLE

Goodwell, OK 73939 II

Coach: Jerry Olson, Montana St. 1990

2006-07 RESULTS (8-19)

78	N.M. Highlands ■	41
57	Eastern N.M. ■	64
56	Central Okla. ■	81
60	Metro St.	72
54	Colorado St.-Pueblo †	66
57	Mo. Southern St.	94
59	Central Okla.	80
70	Eastern N.M.	77
57	St. Gregory's	48
50	Fort Hays St.	71
64	Colorado St.	76
60	Mont. St.-Billings	84
59	St. Mary's (Tex.)	72
51	Incarnate Word	59
85	Mont. St.-Billings ■	82
66	Mont. St.-Billings ■	73
72	Lincoln (Mo.) ■	64
89	Tex. Permian Basin	67
60	Texas A&M Int'l ■	52
64	St. Edward's ■	68
88	Tex. Permian Basin ■	76
58	Texas A&M Int'l	60
47	St. Edward's	60
62	Fort Hays St. ■	66
61	Lincoln (Mo.)	64
76	St. Mary's (Tex.) ■	68
62	Incarnate Word ■	65

Nickname: Lady Aggies
Colors: Crimson & Royal Blue
Arena: Oscar Williams
Capacity: 2,200; Year Built: 1959
AD: Jerry Olson
SID: Scott Puryear

OKLAHOMA ST.

Stillwater, OK 74078-5070 I

Coach: Kurt Budke, Washburn 1984

2006-07 RESULTS (20-11)

77	UC Riverside ■	47
79	Northwestern St. ■	43
86	Southern U. ■	46
86	Pacific ■	56
65	Fresno St. ■	49
96	UMKC ■	54
78	Oral Roberts †	53
80	Prairie View ■	39
73	Arkansas St.	80
92	Southern Utah ■	37
94	Texas Southern ■	46
86	Columbia †	42
78	Hawaii	64
49	Texas Tech	75
68	Kansas ■	54
45	Iowa St.	44
60	Oklahoma ■	76
61	Texas Tech ■	63
61	Colorado ■	58
55	Baylor ■	66
63	Texas A&M	64
63	Oklahoma	78
77	Texas ■	58
83	Missouri	57
66	Baylor	75
60	Texas A&M ■	62
64	Texas	52
63	Nebraska ■	60
64	Kansas St.	55
62	Kansas †	71
66	Bowling Green †	70

Nickname: Cowgirls
Colors: Orange & Black
Arena: Gallagher-Iba Arena
Capacity: 13,611; Year Built: 1938
AD: Mike Holder
SID: Ryan Cameron

OLD DOMINION

Norfolk, VA 23529-0197 I

Coach: Wendy Larry, Old Dominion 1977

2006-07 RESULTS (24-9)

72	Virginia	92
55	Kentucky ■	69
77	East Caro. ■	66
57	Delaware St. ■	46
40	Duke	89
77	Penn St.	80
77	Chicago St. ■	38
64	Charlotte	68
71	Middle Tenn.	86
59	Tennessee ■	75
72	Rutgers ■	55
81	VCU	70
70	Drexel ■	45
75	Georgia St. ■	54
74	Hofstra ■	59
69	George Mason	49
83	Drexel	51
84	VCU ■	62
63	William & Mary ■	47
50	James Madison	79
69	Hofstra	62
89	Northeastern	75
63	Delaware ■	47
82	Towson ■	42
56	William & Mary	52
80	George Mason ■	52
62	James Madison ■	57
80	Georgia St.	70
79	UNC Wilmington	56
66	Drexel †	55
76	Hofstra †	59
78	James Madison †	70
75	Florida St. †	85

Nickname: Lady Monarchs
Colors: Slate Blue, Sky Blue & Silver
Arena: Constant Convocation Center
Capacity: 8,600; Year Built: 2002
AD: Jim Jarrett
SID: Kimberly Zivkovich

OLD WESTBURY

Old Westbury, NY 11568-0210 III

Coach: Michael Krasnoff, Anna Maria 1983

2006-07 RESULTS (13-13)

59	Polytechnic (N.Y.)	38
55	Hunter ■	50
42	Stevens Institute ■	63
43	Merchant Marine ■	54
79	St. Joseph's (Brkln)	76
59	Manhattanville ■	56
91	Medgar Evers ■	65
65	John Jay ■	72
74	Briarcliffe (N.Y.) ■	38
69	Farmingdale St.	62
50	Mt. St. Mary (N.Y.) ■	70
53	St. Joseph's (L.I.) ■	43
62	Manhattanville	61
54	Centenary (N.J.)	63
50	York (N.Y.)	40
53	Farmingdale St. ■	81
55	Mt. St. Vincent	75
42	Merchant Marine	53
39	Stevens Institute	66
51	St. Joseph's (L.I.)	57
36	Mt. St. Mary (N.Y.)	71
79	New Rochelle ■	28
77	CCNY ■	17
50	Mt. St. Vincent ■	59
72	Centenary (N.J.) ■	58
47	Stevens Institute	58

Nickname: Panthers
Colors: Forest Green & White
Arena: Clark Athletic Center
Capacity: 2,500; Year Built: 1981
AD: John Lonardo
SID: Elizabeth Papetti Reilly

OLIVET

Olivet, MI 49076 III

Coach: Deanna Richard, Oakland 1996

2006-07 RESULTS (12-12)

65	Thiel †	69
79	Lake Erie †	69
83	Wilmington (Ohio)	99
82	Bethany (W.V.) †	56
62	Madonna ■	70
89	Tri-State ■	56
89	Kalamazoo	54
55	Albion	67
75	Wooster ■	43
67	Aquinas	72
82	St. Mary's (Ind.) ■	63
56	Adrian	65
63	Hope ■	92
75	Alma	63
63	Calvin ■	87
56	Tri-State	50
47	Albion ■	34
72	St. Mary's (Ind.)	81
69	Adrian ■	62
70	Hope	78
76	Alma ■	72
62	Calvin	66
84	Kalamazoo ■	51
74	Albion	80

Nickname: Comets
Colors: Red & White
Arena: Upton Center
Capacity: 1,500; Year Built: 1981
AD: Thomas Shaw
SID: Geoff Henson

ONEONTA ST.

Oneonta, NY 13820-4015 III

Coach: Dan McGraw, St. Joseph (Vt.) 1997

2006-07 RESULTS (14-12)

62	McMurry †	80
82	Bennett †	48
56	Waynesburg †	37
65	St. John Fisher	48
62	Cortland St. ■	70
59	Buffalo St. ■	52
51	Fredonia St. ■	44
75	Morrisville St.	38
68	Hartwick ■	65
54	Manhattanville	50
64	Utica	53
56	Plattsburgh St.	61
72	Potsdam St.	37
73	SUNYIT	56
42	Oswego St. ■	50
48	Brockport St. ■	43
53	Brockport St.	67
48	Geneseo St.	57
60	Ithaca ■	72
79	New Paltz St.	69
62	Cortland St.	73
64	SUNYIT ■	68
49	Oswego St.	52
58	New Paltz St. ■	51
63	Potsdam St. ■	67
62	Oswego St.	71

Nickname: Red Dragons
Colors: Red & White
Arena: Dewar Arena
Capacity: 3,500; Year Built: 1999
AD: Barton R. Ingersoll
SID: Geoff Hassard

ORAL ROBERTS

Tulsa, OK 74171 I

Coach: Jerry Finkbeiner, Southern Nazarene 1980

2006-07 RESULTS (22-11)

82	North Dakota St. ■	67
93	Central Ark.	59
74	Tulsa ■	61
88	Southern U. ■	46
40	Texas	79
74	Ark.-Pine Bluff ■	54
53	Oklahoma St. †	78
71	Wichita St.	55
67	Texas Tech	79
111	St. Gregory's ■	42
64	Creighton	72
87	Evangel ■	46
88	Central Ark. ■	55
54	Valparaiso ■	57
41	Western Ill. ■	44
66	UMKC	45
45	Southern Utah	58
68	Tex.-Pan American ■	47
86	Centenary (La.)	61
71	IUPUI ■	56
64	Oakland ■	68
55	Western Ill.	52
56	Valparaiso	66
60	Southern Utah ■	52
62	UMKC ■	53
76	Chicago St. ■	55
87	Centenary (La.) ■	58
60	Oakland	57
56	IUPUI	60
52	UMKC ■	44
69	Valparaiso ■	63
72	Oakland ■	55
42	Purdue †	63

Nickname: Golden Eagles
Colors: Gold, Navy Blue & White
Arena: Mabee Center
Capacity: 10,575; Year Built: 1972
AD: R. Michael Carter
SID: Matt McLeod

OREGON

Eugene, OR 97401 I

Coach: Bev Smith, Oregon 1982

2006-07 RESULTS (17-14)

85	UC Santa Barb.	77
44	Long Beach St.	33
47	Boise St. ■	56
50	Utah ■	44
73	Portland ■	46
79	St. Mary's (Cal.) ■	53
70	Colorado †	60
66	Drake	63
56	Missouri St.	71
56	Washington ■	60
66	Washington St. ■	55
70	BYU ■	61
71	Southern California	79
70	UCLA	77
86	Arizona ■	73
70	Arizona St. ■	80
48	Stanford	70
56	California	65
59	Oregon St. ■	65
70	Oregon St.	63
76	UCLA ■	60
73	Southern California ■	63
48	Arizona St.	61
59	Arizona	55
62	California ■	42
56	Stanford ■	74
51	Washington St.	34
46	Washington	61
51	California †	63
70	UC Santa Barb. ■	54
62	Wyoming	64

Nickname: Ducks
Colors: Green & Yellow
Arena: McArthur Court
Capacity: 9,087; Year Built: 1926
AD: William Moos
SID: Andy McNamara

OREGON ST.

Corvallis, OR 97331 I

Coach: LaVonda Wagner, Mars Hill 1986

2006-07 RESULTS (9-19)

60	Southern Utah ■	38
65	Cal Poly	68
69	Montana St. ■	62
66	UC Davis ■	56
82	Birmingham-So. ■	39
62	Creighton	74
65	Drake	72
41	Washington St. ■	58
67	Washington ■	71
64	Texas †	65
59	Holy Cross †	44
56	UCLA	52
51	Southern California	59
43	Arizona St. ■	59
69	Arizona ■	62
57	California	63
55	Stanford	69
65	Oregon	59
63	Oregon ■	70
65	Southern California ■	68
65	UCLA ■	75
61	Arizona	65
63	Arizona St.	78
55	Stanford ■	70
61	California ■	67
59	Washington	70
66	Washington St.	61
54	Arizona †	69

Nickname: Beavers
Colors: Orange & Black
Arena: Gill Coliseum
Capacity: 10,400; Year Built: 1949
AD: Bob DeCarolis
SID: Steve Fenk

OSWEGO ST.

Oswego, NY 13126 III

Coach: Michelle Collins, Siena 1993

2006-07 RESULTS (20-9)

54	King's (Pa.) †	59
73	Alvernia †	56
52	Gettysburg †	70
76	Rensselaer	55
80	Geneseo St.	61
74	Ithaca ■	57
87	SUNYIT ■	55
66	Utica	51
73	Cazenovia	43
76	Hamilton ■	59
71	Plattsburgh St. ■	53
67	Fredonia St.	55
66	Buffalo St.	64
47	Brockport St. ■	62
50	Oneonta St.	42
59	Cortland St.	65
58	Cortland St. ■	60
63	Potsdam St.	49
45	Brockport St.	61
72	Geneseo St. ■	82
74	New Paltz St. ■	60
52	Oneonta St. ■	49
62	Plattsburgh St.	52
101	Buffalo St. ■	74
71	Oneonta St. ■	62
66	Brockport St. †	61
50	Cortland St.	59
71	New Paltz St. ■	59
55	Brockport St.	61

Nickname: Lakers
Colors: Hunter Green & Golden Yellow
Arena: Laker Hall, Max Ziel Gym
Capacity: 3,500; Year Built: 1968
AD: Timothy Hale
SID: Joe Gladziszewski

OTTERBEIN

Westerville, OH 43081-2006 III

Coach: Connie Richardson, Heidelberg 1986

2006-07 RESULTS (14-12)

74	Denison †	83
87	Mt. St. Joseph	92
67	Wis.-Eau Claire	76
71	Viterbo †	55
99	John Carroll ■	74
90	Marietta ■	53
98	Muskingum	94
70	Kenyon	68
86	Capital ■	94
99	Carnegie Mellon ■	63
71	Carthage ■	66
77	Wilmington (Ohio)	83
64	Heidelberg	63
69	Baldwin-Wallace ■	84
77	Mount Union	80
65	Ohio Northern ■	60
81	John Carroll	83
81	Marietta	27
87	Muskingum ■	65
61	Ohio Northern	70
83	Mount Union ■	74
93	Baldwin-Wallace	91
91	Heidelberg ■	79
100	Wilmington (Ohio) ■	103
77	Capital	80
70	Ohio Northern	81

Nickname: Cardinals
Colors: Tan & Cardinal
Arena: The Rike Center
Capacity: 3,100; Year Built: 1974
AD: Richard E. Reynolds
SID: Ed Syguda

OUACHITA BAPTIST

Arkadelphia, AR 71998-0001 II

Coach: Garry Crowder, Henderson St. 1978

2006-07 RESULTS (13-14)

74	West Ala. ■	70
80	North Ala. ■	69
46	Southwestern Okla. †	49
58	Central Mo. †	74
82	Central Baptist ■	36
75	Ala.-Huntsville †	67
74	York (Neb.) †	55
68	West Ala.	83
79	Montevallo	73
74	Ala.-Huntsville ■	62
78	Queens (N.Y.)	63
77	North Ala.	80
40	Delta St.	66
57	Ark.-Monticello	67
69	Harding ■	70
66	Christian Bros. ■	61
60	Southern Ark.	70
60	Henderson St.	73
57	Arkansas Tech ■	50
48	Delta St. ■	75
59	Rhema ■	24
79	Ark.-Monticello ■	69
53	Harding	61
46	Christian Bros.	61
61	Southern Ark. ■	60
66	Henderson St. ■	71
29	Arkansas Tech	72

Nickname: Lady Tigers
Colors: Purple & Gold
Arena: Vining Arena
Capacity: 2,500; Year Built: 1966
AD: David R. Sharp
SID: Ben Cutrell

OZARKS (ARK.)

Clarksville, AR 72830-2880 III

Coach: Christina Jost, West Va. Wesleyan 1999

2006-07 RESULTS (9-17)

64	John Carroll †	80
72	North Central (Ill.)	66
89	Rust ■	66
52	Howard Payne ■	94
74	Sul Ross St. ■	61
99	Schreiner	90
94	Texas Lutheran	93
67	Hardin-Simmons ■	83
73	Hendrix	88
69	McMurry ■	82
74	Hendrix ■	81
60	Concordia (Tex.)	73
64	Mary Hardin-Baylor	67
63	East Tex. Baptist	83
69	LeTourneau	64
79	Louisiana Col. ■	57
78	Mississippi Col. ■	68
66	Texas-Dallas ■	72
74	Texas-Tyler ■	76
62	Texas-Dallas	66
61	Texas-Tyler	91
59	Louisiana Col.	63
57	Mississippi Col.	61
86	East Tex. Baptist ■	94
87	LeTourneau ■	69
52	Howard Payne	78

Nickname: Lady Eagles
Colors: Purple & Gold
Arena: Mabee
Capacity: 2,500; Year Built: 1958
AD: Jimmy Clark
SID: Josh Peppas

PACE

Pleasantville, NY 10570-2799 II

Coach: Carrie Seymour, Eastern Conn. St. 1983

2006-07 RESULTS (24-9)

44	NYIT ■	38
70	St. Anselm ■	52
45	American Int'l	41
65	Queens (N.Y.) ■	40
63	St. Michael's ■	55
56	Franklin Pierce ■	60
76	Southern N.H.	48
64	St. Rose	69
79	Adelphi ■	49
78	Le Moyne	44
79	C.W. Post ■	63
83	St. Thomas Aquinas ■	38
48	Assumption	60
72	Merrimack ■	59
49	Southern Conn. St.	54
75	Bryant	64
54	Mass.-Lowell ■	47
80	St. Rose ■	59
62	Bentley ■	65
66	Stonehill	71
74	Franklin Pierce	71
61	St. Anselm	56
58	Le Moyne ■	53
79	Southern N.H. ■	65
64	Southern Conn. St. ■	58
74	St. Michael's	78
69	American Int'l ■	41
61	Le Moyne ■	51
67	American Int'l	56
78	St. Rose †	72
57	Southern Conn. St. †	73
77	American Int'l †	59
61	Bentley †	69

Nickname: Setters
Colors: Navy & Gold
Arena: Goldstein Athletics Center
Capacity: 2,400; Year Built: 2002
AD: Joseph F. O'Donnell
SID: To be named

PACIFIC
Stockton, CA 95211 I

Coach: Lynne Roberts, Seattle Pacific 1997

2006-07 RESULTS (8-22)

60 Portland 74
71 Colorado St. ■ 59
56 Oklahoma St. 86
55 Wichita St. 71
56 Utah St. ■ 49
67 San Diego ■ 72
75 St. Mary's (Cal.) 67
59 Northern Ariz. 74
62 Southern Utah 60
67 Santa Clara 74
62 Sacramento St. ■ 55
72 Lafayette ■ 63
56 San Jose St. ■ 65
50 Cal St. Northridge 72
50 UC Riverside ■ 58
61 Cal St. Fullerton ■ 53
52 Long Beach St. 70
64 UC Irvine 76
61 UC Davis ■ 75
62 Cal Poly 77
55 UC Santa Barb. 89
54 UC Irvine ■ 62
77 Long Beach St. ■ 72
69 Cal St. Fullerton 75
51 UC Riverside 58
39 UC Davis 67
51 Cal St. Northridge ■ 72
67 UC Santa Barb. ■ 79
58 Cal Poly ■ 72
58 Cal St. Fullerton † 69

Nickname: Tigers
Colors: Orange & Black
Arena: Spanos Center
Capacity: 6,150; Year Built: 1981
AD: Lynn King
SID: Ben Laskey

PACIFIC (ORE.)
Forest Grove, OR 97116-1797 III

Coach: Jeff Thompson, Washington St. 1994

2006-07 RESULTS (8-17)

50 Northwest (Wash.) ■ 73
71 Northwest Chrst. ■ 53
45 Concordia (Ore.) 40
74 Cal Maritime † 49
57 Menlo 63
52 Whitworth 64
52 Whitman 68
67 Warner Pacific 62
56 Warner Pacific ■ 62
66 Willamette 71
42 Puget Sound ■ 80
67 Lewis & Clark ■ 73
59 George Fox ■ 70
52 Linfield 66
45 Pacific Lutheran 68
48 Whitworth ■ 60
74 Whitman ■ 62
63 Willamette ■ 48
36 Puget Sound 62
61 Lewis & Clark 80
52 George Fox 74
58 Evergreen St. 57
68 Northwest Chrst. 67
56 Linfield ■ 69
50 Pacific Lutheran ■ 68

Nickname: Boxers
Colors: Red, Black & White
Arena: Pacific Athletic Center
Capacity: 2,500; Year Built: 1970
AD: Ken Schumann
SID: Blake Timm

PACIFIC LUTHERAN
Tacoma, WA 98447-0003 III

Coach: Gil Rigell, Pacific Lutheran 1999

2006-07 RESULTS (13-11)

64 Cal Lutheran † 55
73 Oglethorpe † 70
61 Western Wash. 68
44 St. Martin's † 62
61 Linfield ■ 39
57 Willamette ■ 30
55 Evergreen St. ■ 45
44 Corban ■ 61
84 Northwest (Wash.) ■ 47
64 Concordia (Ore.) 41
53 Puget Sound ■ 56
58 Lewis & Clark 56
52 Whitman 63
60 Whitworth 63
47 George Fox ■ 50
68 Pacific (Ore.) ■ 45
57 Linfield 30
58 Willamette 42
60 Puget Sound 67
54 Lewis & Clark ■ 58
55 Whitman ■ 67
72 Whitworth ■ 57
52 George Fox 65
68 Pacific (Ore.) 50

Nickname: Lutes
Colors: Black & Gold
Arena: Olson Auditorium
Capacity: 3,200; Year Built: 1969
AD: Laurie Turner
SID: Nick Dawson

PAINE
Augusta, GA 30901-3182 II

Coach: Terence Palmer, Paine 1994

2006-07 RESULTS (17-12)

64 North Ala. † 82
71 St. Paul's † 62
55 Augusta St. ■ 69
71 Kentucky St. 68
67 Lane 63
47 GCSU ■ 65
54 Augusta St. 70
45 Valdosta St. 74
47 LeMoyne-Owen 67
65 Miles 63
79 Clark Atlanta ■ 68
61 Kentucky St. ■ 74
72 Lane ■ 62
58 Fort Valley St. 54
57 Albany St. (Ga.) 60
70 LeMoyne-Owen ■ 64
68 Miles ■ 57
49 Benedict 68
64 Stillman ■ 62
69 Tuskegee ■ 67
69 Clark Atlanta 50
78 Allen ■ 38
64 Benedict ■ 57
85 Stillman 67
47 Tuskegee 59
52 Fort Valley St. ■ 79
73 Albany St. (Ga.) ■ 58
63 Kentucky St. † 59
58 Fort Valley St. † 67

Nickname: Lady Lions
Colors: Purple & White
Arena: Randall Carter Gymnasium
Capacity: 1,200; Year Built: 1952
AD: Ronnie O. Spry
SID: Kimberly May

PEACE
Raleigh, NC 27604-1194 III

Coach: Kelly Johnson, East Caro. 1977

2006-07 RESULTS (9-17)

60 Salem ■ 72
38 Chatham ■ 35
55 Bennett 42
71 Mary Baldwin 68
42 Newport News ■ 61
67 Wilson 47
62 Salem 69
51 Chowan 90
83 Dominican (Ill.) ■ 81
50 N.C. Wesleyan 63
42 Chris. Newport ■ 67
57 Shenandoah ■ 61
67 Methodist 84
64 Meredith ■ 46
55 Greensboro ■ 67
51 Ferrum 83
43 Averett 55
68 N.C. Wesleyan ■ 56
67 Chris. Newport 74
57 Shenandoah 83
75 Methodist ■ 69
69 Meredith 74
52 Greensboro 83
68 Averett ■ 61
56 Ferrum ■ 68
79 Greensboro 84

Nickname: Pride
Colors: Green & White
Arena: Herman Student Center
Capacity: 300; Year Built: 1963
AD: Kelly Johnson
SID: Heather Sulkowski

PENN
Philadelphia, PA 19104-6322 I

Coach: Patrick Knapp, Widener 1975

2006-07 RESULTS (12-15)

54 Lehigh 53
77 Rider 65
63 La Salle ■ 73
49 Delaware ■ 73
50 Villanova ■ 57
78 Lafayette 74
51 American ■ 61
60 Drexel ■ 57
49 Temple ■ 68
63 Loyola (Md.) 75
51 Xavier 72
72 Princeton ■ 78
58 Cornell ■ 67
80 Columbia ■ 62
61 Manhattan 58
51 St. Joseph's 62
66 Brown ■ 57
70 Yale ■ 57
43 Dartmouth 70
74 Harvard 87
46 Columbia 65
49 Cornell 48
59 Harvard ■ 66
56 Dartmouth ■ 53
57 Yale 55
72 Brown 56
51 Princeton 61

Nickname: Quakers
Colors: Red & Blue
Arena: The Palestra
Capacity: 8,722; Year Built: 1927
AD: Steve Bilsky
SID: Jen Werner

PENN ST.
University Park, PA 16802 I

Coach: Rene Portland, Immaculata 1975

2006-07 RESULTS (15-16)

74 Drexel 56
71 Syracuse ■ 46
68 South Carolina ■ 57
75 Notre Dame ■ 49
42 Duke 70
44 Rutgers † 57
64 Western Ky. † 74
69 St. Francis (Pa.) 74
51 Pittsburgh 60
80 Old Dominion ■ 77
73 Xavier ■ 66
48 Mississippi 65
52 Georgetown 44
65 Illinois 74
44 Purdue 70
85 Northwestern ■ 53
41 Michigan 55
61 Ohio St. ■ 63
65 Michigan ■ 51
62 Minnesota 75
69 Michigan St. ■ 58
78 Iowa ■ 71
49 Michigan St. 76
70 Wisconsin ■ 61
61 Northwestern 64
66 Minnesota ■ 57
72 Iowa 79
61 Ohio St. 78
78 Indiana ■ 68
61 Illinois † 49
71 Ohio St. † 73

Nickname: Lady Lions
Colors: Blue & White
Arena: Bryce Jordan Center
Capacity: 15,261; Year Built: 1996
AD: Timothy M. Curley
SID: Kristina Petersen

PENN ST.-ALTOONA
Altoona, PA 16601-3760 III

Coach: Donna Kling, Penn St. 1986

2006-07 RESULTS (6-19)

66 Frank. & Marsh. 60
60 Carnegie Mellon † 86
49 Juniata 89
61 La Roche ■ 54
54 Hilbert ■ 58
59 Waynesburg 61
51 Pitt.-Bradford 64
54 Lake Erie 71
67 Lycoming ■ 70
59 Penn St.-Behrend ■ 76
48 St. Vincent 81
87 Frostburg St. 82
47 Medaille 72
66 Mt. Aloysius ■ 70
54 Pitt.-Greensburg 73
62 Hilbert 57
30 La Roche 59
51 Lake Erie ■ 70
79 Lancaster Bible 37
71 Pitt.-Bradford ■ 60
40 Penn St.-Behrend 79
68 Frostburg St. ■ 70
52 Medaille ■ 78
59 Pitt.-Greensburg ■ 81
52 Mt. Aloysius 75

Nickname: Cougars
Colors: Navy Blue & White
Arena: Adler Athletic Complex
Capacity: 700; Year Built: 1970
AD: Fredina M. Ingold
SID: Brent Baird

PENN ST.-BEHREND

Erie, PA 16563-0101 III

Coach: Roz Fornari, Hofstra 1991

2006-07 RESULTS (21-6)

67 Waynesburg ■ 43
45 Fredonia St. ■ 55
78 Fredonia St. 66
87 Mt. Aloysius ■ 40
62 Frostburg St. 66
67 Hilbert 35
72 Pitt.-Greensburg ■ 63
58 Chatham ■ 39
88 Wash. & Jeff. ■ 71
65 Mt. St. Joseph ■ 51
76 Penn St.-Altoona 59
50 Medaille ■ 49
61 La Roche ■ 52
64 Pitt.-Bradford 56
48 Lake Erie ■ 44
74 Frostburg St. ■ 54
79 Mt. Aloysius 53
61 Pitt.-Greensburg 59
72 Hilbert ■ 38
79 Penn St.-Altoona ■ 40
68 Medaille 72
68 La Roche 45
58 Lake Erie 68
72 Pitt.-Bradford ■ 53
65 Pitt.-Bradford † 52
39 Medaille 66
56 Moravian ■ 72

Nickname: Behrend Lions
Colors: Blue & White
Arena: Junker Center Gym
Capacity: 1,600; Year Built: 2000
AD: Brian Streeter
SID: Paul Benim

PEPPERDINE

Malibu, CA 90263 I

Coach: Julie Rousseau, Cal St. L.A. 1991

2006-07 RESULTS (14-17)

48 Texas A&M 72
57 UNLV 42
75 Rutgers ■ 73
54 California ■ 72
91 Tennessee Tech ■ 62
52 Iowa St. ■ 46
84 Cal St. Northridge 66
64 Texas-Arlington 62
56 TCU 74
51 UC Riverside 65
69 Long Beach St. ■ 42
67 UC Santa Barb. ■ 78
53 San Diego St. 64
66 Rhode Island ■ 85
59 Fresno St. ■ 68
59 Portland ■ 54
35 Gonzaga ■ 58
71 San Diego 73
65 San Francisco 77
35 Loyola Marymount 52
60 Santa Clara ■ 69
76 St. Mary's (Cal.) ■ 73
70 Gonzaga 56
72 Portland 45
60 San Francisco ■ 64
51 San Diego ■ 50
52 Loyola Marymount ■ 63
64 St. Mary's (Cal.) 70
77 Santa Clara 69
71 St. Mary's (Cal.) † 67
61 Loyola Marymount † 64

Nickname: Waves
Colors: Blue & Orange
Arena: Firestone Fieldhouse
Capacity: 3,104; Year Built: 1973
AD: John G. Watson
SID: Michael Hawley

PFEIFFER

Misenheimer, NC 28109-0960 II

Coach: Heather Macy, Greensboro 2000

2006-07 RESULTS (26-5)

102 St. Paul's 93
86 Milligan ■ 66
78 Mount Olive ■ 53
92 Converse ■ 74
74 Belmont Abbey ■ 71
75 Coker 69
72 Catawba ■ 82
91 Va. Intermont 55
68 Charleston So. 75
82 Francis Marion 60
94 Barton 100
83 Erskine ■ 56
88 Queens (N.C.) 53
83 Lees-McRae 65
82 Anderson (S.C.) 87
79 St. Andrews ■ 74
72 Limestone 67
73 Belmont Abbey 59
81 Mount Olive 75
96 Queens (N.C.) ■ 73
91 Limestone ■ 60
94 Coker ■ 49
84 St. Andrews 69
98 Lees-McRae ■ 68
92 Anderson (S.C.) ■ 71
82 Barton ■ 73
89 Erskine 55
94 Coker ■ 75
73 St. Andrews ■ 59
67 Anderson (S.C.) ■ 54
58 Pitt.-Johnstown † 71

Nickname: Falcons
Colors: Black & Gold
Arena: Merner Gym
Capacity: 2,500; Year Built: 1971
AD: Robert Stewart
SID: Chris Potter

PHILA. BIBLICAL

Langhorne, PA 19047-2990 III

Coach: Drew Watson, Phila. Biblical 1995

2006-07 RESULTS (17-12)

68 Arcadia 55
53 Simpson (Cal.) 47
65 Lincoln Christian † 57
87 Washington Bible ■ 7
92 Valley Forge Chrst. ■ 26
55 Keuka ■ 73
65 Polytechnic (N.Y.) 39
75 Lancaster Bible 24
72 Davis ■ 24
47 D'Youville 62
72 Purchase St. ■ 83
66 Cazenovia ■ 47
52 Chestnut Hill ■ 65
62 Penn St.-Berks 68
57 Penn St.-Berks ■ 52
47 Villa Julie 46
62 Polytechnic (N.Y.) ■ 57
63 Bard 33
67 Purchase St. 62
69 Baptist Bible (Pa.) ■ 64
42 Chestnut Hill 59
67 Keystone 73
43 Villa Julie ■ 57
71 Davis ■ 29
50 Baptist Bible (Pa.) ■ 59
45 Chestnut Hill 61
61 Baptist Bible (Pa.) † 56
54 Maranatha Baptist † 58
53 Southeastern (Fla.) 55

Nickname: Crimson Eagles
Colors: Crimson, Black & White
Arena: Mason Activity Center
Capacity: 800; Year Built: 1992
AD: Drew Watson
SID: Julie Brubaker

PHILA. SCIENCES

Philadelphia, PA 19104-4495 II

Coach: Nate Ware, Tennessee St. 1969

2006-07 RESULTS (19-10)

62 West Chester ■ 47
58 Wilmington (Del.) 65
66 Kutztown ■ 62
58 Nyack 65
68 Goldey-Beacom ■ 62
48 Holy Family ■ 55
72 Caldwell ■ 82
64 Bloomfield 53
70 Chestnut Hill ■ 47
58 St. Michael's ■ 66
58 East Stroudsburg ■ 75
71 Post ■ 53
73 Dominican (N.Y.) ■ 67
74 Felician ■ 42
65 Philadelphia U. 53
73 Nyack ■ 48
68 Georgian Court ■ 48
70 Wilmington (Del.) ■ 47
68 Caldwell 43
55 Goldey-Beacom 63
68 Post 54
50 Holy Family 70
71 Bloomfield ■ 56
59 Dominican (N.Y.) 52
65 Philadelphia U. ■ 77
65 Georgian Court 48
72 Felician 44
73 Bloomfield ■ 63
64 Philadelphia U. † 66

Nickname: Devils
Colors: Cardinal & Silver
Arena: Robert "Bobby" Morgan Arena
Capacity: 1,000; Year Built: 2003
AD: Robert C. Morgan
SID: Bob Heller

PHILADELPHIA U.

Philadelphia, PA 19144-5497 II

Coach: Tom Shirley, DeSales 1976

2006-07 RESULTS (21-10)

78 Concordia (N.Y.) 43
50 NYIT ■ 53
68 East Stroudsburg ■ 74
55 Holy Family ■ 65
82 Felician 41
80 Bloomfield 69
84 Post ■ 68
70 Georgian Court 42
72 Wilmington (Del.) ■ 67
75 Goldey-Beacom ■ 59
69 Nyack ■ 54
71 Caldwell 79
77 Dominican (N.Y.) ■ 65
53 Phila. Sciences ■ 65
93 Felician ■ 44
80 West Chester 61
55 Holy Family 76
84 Post 68
67 Wilmington (Del.) 69
68 Bloomfield ■ 53
70 Goldey-Beacom 67
70 Nyack 61
77 Phila. Sciences 65
79 Georgian Court ■ 63
74 Caldwell ■ 61
75 Dominican (N.Y.) 81
67 Wilmington (Del.) ■ 63
66 Phila. Sciences † 64
44 Holy Family † 68
83 Molloy ■ 75
53 Dominican (N.Y.) ■ 69

Nickname: Lady Rams
Colors: Maroon & Grey
Arena: Bucky Harris Gym
Capacity: 1,000; Year Built: 1960
AD: Tom Shirley Jr.
SID: Tony Berich

PIEDMONT

Demorest, GA 30535 III

Coach: Jamie Childs, Piedmont 2000

2006-07 RESULTS (18-8)

63 Middlebury † 69
67 Amherst 57
70 Emory ■ 75
61 Methodist 69
80 Ferrum † 69
81 Wesleyan (Ga.) ■ 32
69 Greensboro 51
75 Methodist ■ 66
78 Oglethorpe 96
73 Spelman ■ 61
73 Maryville (Tenn.) ■ 63
57 Huntingdon 65
56 Agnes Scott ■ 54
71 LaGrange 62
63 Sewanee 74
85 Wesleyan (Ga.) 56
73 Roanoke 67
87 Hollins 33
71 LaGrange ■ 55
69 Spelman 38
76 Huntingdon ■ 62
50 Maryville (Tenn.) 66
66 Agnes Scott 58
83 LaGrange 80
60 Maryville (Tenn.) † 59
68 Randolph-Macon † 83

Nickname: Lions
Colors: Green & Gold
Arena: Johnny Mize Center
Capacity: 5,000; Year Built: 2000
AD: John Dzik
SID: Richard Dombrowsky

PINE MANOR

Chestnut Hill, MA 02467 III

Coach: Bill Boffi, Providence 1989

2006-07 RESULTS (5-20)

58 Becker ■ 66
76 New Rochelle † 49
46 Lesley 64
45 Framingham St. 62
62 Mass.-Dartmouth 76
49 Bridgewater St. 76
43 Emerson 60
57 Mass. Liberal Arts ■ 56
37 Westfield St. 59
56 Gordon † 67
56 Husson † 80
58 Rhode Island Col. ■ 69
69 Simmons 83
67 Norwich 81
34 Suffolk 63
44 St. Joseph (Conn.) 63
49 Johnson & Wales (R.I.) ■ 58
46 Emerson ■ 67
71 Southern Vt. ■ 59
66 Daniel Webster ■ 50
92 Newbury ■ 52
66 Albertus Magnus 71
77 Rivier ■ 89
47 Emmanuel (Mass.) 77
61 Western New Eng. ■ 74

Nickname: Gators
Colors: Dark Green & White
Arena: Pine Manor Gymnasium
Capacity: 500; Year Built: 1983
AD: Bill Boffi
SID: Erin Van Nostrand

PITTSBURG ST.

Pittsburg, KS 66762 II

Coach: Steve High, UNI 1974

2006-07 RESULTS (11-16)

65 Mo.-St. Louis ■ 75
46 Southeastern Okla. ■ 61

81 Newman † 52
67 Evangel † 61
69 Lincoln (Mo.) 59
70 Missouri Valley 52
49 Central Mo. 69
74 Drury 87
79 Central Methodist ■ 35
65 Truman ■ 62
59 Mo. Southern St. ■ 83
56 Emporia St. ■ 75
68 Southwest Baptist 72
68 Northwest Mo. St. 65
67 Mo. Western St. ■ 80
55 Washburn 84
68 Fort Hays St. ■ 62
79 Central Mo. ■ 71
70 Fort Hays St. 81
56 Washburn ■ 73
69 Mo. Western St. 77
62 Northwest Mo. St. ■ 65
65 Emporia St. 62
80 Southwest Baptist ■ 83
57 Mo. Southern St. 76
82 Truman 77
66 Mo. Western St. † 86

Nickname: Gorillas
Colors: Crimson & Gold
Arena: John Lance Arena
Capacity: 6,500; Year Built: 1971
AD: Charles Broyles
SID: Dan Wilkes

PITTSBURGH

Pittsburgh, PA 15260 I

Coach: Agnus Berenato, Mt. St. Mary's 1980

2006-07 RESULTS (24-9)

71 California (Pa.) ■ 58
77 Mt. St. Mary's ■ 55
61 Duquesne 56
75 St. Bonaventure 62
59 Utah † 51
71 Boise St. † 70
74 Akron 55
60 Penn St. ■ 51
79 Robert Morris ■ 69
77 Ohio 69
70 East Caro. † 53
54 Liberty † 47
51 Duke † 72
39 Rutgers 63
91 Marquette ■ 87
69 St. John's (N.Y.) ■ 76
84 Syracuse 75
73 South Fla. ■ 48
59 Louisville 72
50 Seton Hall 51
71 Notre Dame ■ 62
84 Providence 40
66 Villanova ■ 53
69 South Fla. 65
55 Cincinnati ■ 44
68 Connecticut 82
46 West Virginia ■ 57
87 DePaul ■ 80
68 Georgetown 58
76 Cincinnati † 71
51 Marquette † 61
71 James Madison ■ 61
54 Tennessee ■ 68

Nickname: Panthers
Colors: Gold & Blue
Arena: Petersen Events Center
Capacity: 12,508; Year Built: 2002
AD: Jeffrey Long
SID: Mendy Nestor

PITT.-BRADFORD

Bradford, PA 16701-2898 III

Coach: Bill Hyden, Indianapolis

2006-07 RESULTS (10-16)

49 Mount Union † 72
59 Ohio Wesleyan † 69
35 Westminster (Pa.) ■ 53
52 Medaille ■ 76
58 La Roche 55
80 Nazareth ■ 66
64 Penn St.-Altoona ■ 51
69 Mt. Aloysius ■ 59
49 Messiah † 79
49 Maryville (Mo.) † 83
43 Frostburg St. 54
54 Lake Erie 50
50 Pitt.-Greensburg ■ 63
56 Penn St.-Behrend ■ 64
63 Hilbert 54
73 La Roche ■ 64
34 Medaille 53
53 Mt. Aloysius 59
60 Penn St.-Altoona 71
66 Frostburg St. ■ 69
72 Lake Erie ■ 75
77 Pitt.-Greensburg 71
51 Hilbert ■ 43
53 Penn St.-Behrend 72
56 Pitt.-Greensburg 54
52 Penn St.-Behrend † 65

Nickname: Panthers
Colors: Navy & Gold
Arena: Pitt-Bradford Sport & Fitness Center
Capacity: 1,500; Year Built: 2002
AD: Lori Mazza
SID: Greg Clark

PITT.-GREENSBURG

Greensburg, PA 15601-5898 III

Coach: Carol Gelet, Seton Hall 1985

2006-07 RESULTS (14-12)

77 Shenandoah † 81
60 Hood † 47
49 Waynesburg ■ 54
62 Juniata 77
75 Frostburg St. 65
67 Lake Erie ■ 62
74 Mt. Aloysius ■ 60
63 Penn St.-Behrend 72
25 Baldwin-Wallace ■ 76
67 Wash. & Jeff. 61
56 Medaille ■ 63
62 Hilbert ■ 51
63 Pitt.-Bradford 50
62 La Roche 54
73 Penn St.-Altoona ■ 54
53 Lake Erie 66
73 Frostburg St. ■ 69
59 Penn St.-Behrend ■ 61
61 Westminster (Pa.) 68
80 Mt. Aloysius 72
66 Medaille 77
76 Hilbert 62
71 Pitt.-Bradford ■ 77
81 Penn St.-Altoona 59
79 La Roche ■ 67
54 Pitt.-Bradford ■ 56

Nickname: Bobcats
Colors: Navy Blue & Gold
Arena: Chambers Hall
Capacity: 500; Year Built: 1989
AD: Dick Hack
SID: Kevin Conlon

PITT.-JOHNSTOWN

Johnstown, PA 15904-2990 II

Coach: Jodi Gault, Slippery Rock 1979

2006-07 RESULTS (21-8)

42 Glenville St. † 79
65 Kutztown 56
64 Millersville ■ 47
85 Shippensburg ■ 75
50 Ohio Valley 57
47 Clarion 64
56 Slippery Rock ■ 50
79 Point Park ■ 63
71 Daemen ■ 60
62 Bloomfield ■ 50
69 Indiana (Pa.) 63
71 Columbia Union 37
74 Concord ■ 71
78 Glenville St. 89
81 West Chester ■ 70
85 West Liberty St. ■ 84
61 West Virginia St. ■ 41
67 Dist. Columbia 57
83 West Va. Wesleyan ■ 68
60 California (Pa.) ■ 74
73 Ashland 79
73 Edinboro ■ 65
74 Shepherd 83
67 Lock Haven 59
51 St. Andrews 50
88 Columbia Union ■ 42
70 Dist. Columbia ■ 47
71 Pfeiffer † 58
59 Indiana (Pa.) † 75

Nickname: Lady Cats
Colors: Vegas Gold & Navy Blue
Arena: Sports Center
Capacity: 2,400; Year Built: 1976
AD: Michael F. Castner
SID: Chris Caputo

PLATTSBURGH ST.

Plattsburgh, NY 12901 III

Coach: Cheryl Cole, Rochester 1986

2006-07 RESULTS (6-19)

71 Russell Sage ■ 39
48 Colby-Sawyer ■ 58
40 St. Lawrence 76
46 Brockport St. ■ 62
46 Geneseo St. ■ 55
44 Clarkson ■ 46
48 Norwich ■ 64
37 Tufts † 61
69 Elms † 45
53 Oswego St. 71
61 Oneonta St. ■ 56
43 New Paltz St. ■ 59
55 Fredonia St. 51
47 Buffalo St. 53
57 Potsdam St. 63
53 Buffalo St. ■ 54
60 Fredonia St. ■ 68
43 SUNYIT ■ 38
60 Cortland St. 72
53 Middlebury ■ 66
70 Geneseo St. 76
52 Morrisville St. 38
52 Oswego St. ■ 62
46 SUNYIT 50
43 New Paltz St. 72

Nickname: Cardinals
Colors: Cardinal Red & White
Arena: Memorial Hall Gymnasium
Capacity: 1,400; Year Built: 1961
AD: Bruce Delventhal
SID: Patrick Stewart

PLYMOUTH ST.

Plymouth, NH 03264-1595 III

Coach: Lauren Lavigne, Plymouth St. 1994

2006-07 RESULTS (6-19)

64 Norwich ■ 79
94 Simmons ■ 84
73 Castleton 82
58 Colby-Sawyer ■ 68
64 Salem St. 88
61 Western Conn. St. ■ 88
53 Middlebury 73
50 Rhode Island Col. ■ 75
71 Lasell 64
62 Johnson & Wales (R.I.) ■ 58
84 Mass.-Dartmouth 63
65 Me.-Farmington ■ 75
62 Mass.-Boston 65
69 Eastern Conn. St. ■ 78
63 Southern Me. 83
66 Western Conn. St. 83
59 Keene St. ■ 80
75 Newbury ■ 38
54 Rhode Island Col. 72
59 Mass.-Dartmouth ■ 50
55 Southern Me. ■ 78
75 Mass.-Boston ■ 76
51 Keene St. 81
64 Eastern Conn. St. 79
56 Keene St. 72

Nickname: Panthers
Colors: Green & White
Arena: Foley Gym
Capacity: 2,000; Year Built: 1969
AD: John P. Clark
SID: Kent Cherrington

POLYTECHNIC (N.Y.)

Brooklyn, NY 11201 III

Coach: James Barrett, Polytechnic (N.Y.)

2006-07 RESULTS (6-19)

38 Old Westbury ■ 59
28 Rutgers-Newark ■ 64
66 Brooklyn 68
68 Hunter 73
59 D'Youville ■ 65
39 Phila. Biblical ■ 65
45 Cazenovia 70
55 Medgar Evers † 60
51 Penn St. Tech † 46
60 Marywood 61
65 Bard ■ 41
77 Purchase St. 93
51 Chestnut Hill 77
73 Penn St.-Berks ■ 70
57 Phila. Biblical 62
37 Baptist Bible (Pa.) 60
51 Villa Julie 46
53 St. Elizabeth 68
49 Keystone ■ 67
42 Purchase St. ■ 46
43 Villa Julie ■ 55
33 Keuka 49
62 New Rochelle ■ 32
59 Penn St.-Berks 62
79 Chestnut Hill ■ 71

Nickname: Fighting Blue Jays
Colors: Blue & Gray
Arena: Joseph J. & Violet J. Jacobs Building
Capacity: 327; Year Built: 2001
AD: Maureen Braziel
SID: Robert Zieg

POMONA-PITZER

Claremont, CA 91711-6346 III

Coach: Kathy Connell, Springfield 1975

2006-07 RESULTS (5-19)

86	Pacific Union ■	33
58	La Verne	70
56	Carleton ■	63
51	UC Santa Cruz †	58
73	La Sierra ■	70
53	Biola ■	58
74	Mass.-Boston ■	57
63	Colorado Col. ■	71
47	La Sierra	78
72	Redlands	71
53	Caltech	55
59	Occidental ■	72
43	Whittier ■	62
50	Cal Lutheran	68
43	Claremont-M-S	64
48	La Verne ■	63
47	Redlands ■	66
47	Chapman ■	64
77	Caltech ■	60
39	Occidental	60
47	Whittier	63
63	Cal Lutheran ■	70
53	Claremont-M-S ■	63
55	La Verne	92

Nickname: Sagehens
Colors: Blue, Orange & White
Arena: Voelkel Gymnasium
Capacity: 1,800; Year Built: 1989
AD: Charles C. Katsiaficas
SID: Ben Belletto

PORTLAND

Portland, OR 97203-5798 I

Coach: Jim Sollars, Seattle Pacific 1966

2006-07 RESULTS (10-20)

74	Pacific ■	60
83	Idaho ■	56
62	Boise St.	72
64	Southern Utah ■	52
67	Washington St. ■	56
75	Cal Poly ■	77
46	Oregon	73
54	Montana	74
63	Montana St.	62
75	Denver ■	52
75	Portland St.	70
55	Sacramento St.	63
58	Utah St.	68
79	Utah Valley St. ■	57
66	Eastern Wash.	84
54	Pepperdine	59
34	Loyola Marymount	54
52	St. Mary's (Cal.) ■	74
71	Santa Clara ■	81
48	Gonzaga	61
66	San Diego	74
64	San Francisco	61
52	Loyola Marymount ■	74
45	Pepperdine ■	72
73	Santa Clara	90
66	St. Mary's (Cal.)	72
58	Gonzaga ■	88
54	San Francisco ■	52
75	San Diego ■	81
55	Gonzaga	68

Nickname: Pilots
Colors: Purple & White
Arena: Chiles Center
Capacity: 4,852; Year Built: 1984
AD: Lawrence Williams
SID: Adam Linnman

PORTLAND ST.

Portland, OR 97207-0751 I

Coach: Charity Elliott, Missouri St. 1992

2006-07 RESULTS (12-18)

73	UC Santa Barb.	88
67	Cal St. Northridge	77
77	Southern Utah ■	48
59	Gonzaga ■	76
73	UC Davis ■	63
69	Missouri St.	82
62	Arkansas	97
70	Portland ■	75
61	Chattanooga †	81
81	Evansville †	87
77	Idaho ■	48
52	Nevada	65
85	Utah Valley St. ■	84
67	Montana	85
63	Montana St.	72
54	Weber St. ■	71
84	Eastern Wash. ■	82
81	Northern Colo.	63
71	Northern Ariz.	72
80	Sacramento St. ■	72
76	Idaho St. ■	71
57	Montana ■	77
55	Montana St. ■	53
62	Weber St.	83
61	Eastern Wash.	80
76	Sacramento St.	65
90	Idaho St.	91
73	Northern Ariz. ■	65
77	Northern Colo. ■	63
67	Weber St. †	77

Nickname: Vikings
Colors: Green, White & Silver
Arena: Peter W. Stott Center
Capacity: 1,500; Year Built: 1966
AD: Teri Mariani
SID: Rick Stupak

POST

Waterbury, CT 06723 II

Coach: Todd McEvoy, Brockport St.

2006-07 RESULTS (9-19)

82	New Haven ■	100
78	Molloy	81
82	Nyack	88
69	Felician ■	56
48	Holy Family	75
68	Philadelphia U.	84
71	Mansfield	76
57	Mass.-Lowell	67
76	Merrimack †	77
53	Phila. Sciences	71
61	Goldey-Beacom ■	76
85	Wilmington (Del.)	77
73	Georgian Court ■	68
51	Bloomfield ■	87
72	Caldwell	76
60	Holy Family ■	91
71	Dominican (N.Y.) ■	90
53	Nyack ■	45
68	Philadelphia U. ■	84
81	Felician	67
54	Phila. Sciences ■	68
80	Goldey-Beacom	73
74	Caldwell ■	69
64	Wilmington (Del.) ■	58
71	Bloomfield	83
55	Dominican (N.Y.)	85
71	Georgian Court	66
47	Holy Family	73

Nickname: Eagles
Colors: Hunter, Black & White
Arena: Drubner Center
Capacity: 350; Year Built: 1972
AD: Anthony Fallacaro
SID: Patrick Moran

POTSDAM ST.

Potsdam, NY 13676-0000 III

Coach: Tara Ruckh, Cortland St. 1999

2006-07 RESULTS (11-15)

64	Lycoming †	55
46	St. John Fisher	57
73	Keystone ■	63
48	Clarkson	44
52	Geneseo St. ■	62
42	Brockport St. ■	59
48	St. Lawrence ■	73
76	Alfred ■	54
68	Ithaca ■	83
74	Russell Sage ■	37
70	SUNYIT	58
46	New Paltz St. ■	60
37	Oneonta St. ■	72
65	Skidmore	66
86	Buffalo St.	81
57	Fredonia St.	69
63	Plattsburgh St. ■	57
49	Oswego St. ■	63
58	Cortland St.	78
56	SUNYIT ■	49
66	Brockport St.	77
85	Geneseo St.	78
53	Cortland St. ■	67
52	New Paltz St.	54
67	Oneonta St.	63
55	Cortland St.	76

Nickname: Bears
Colors: Maroon & Gray
Arena: Maxcy Hall
Capacity: 3,600; Year Built: 1972
AD: James Zalacca
SID: Boyd Jones

PRAIRIE VIEW

Prairie View, TX 77446-0519 I

Coach: Cynthia Cooper-Dyke, Southern California 1986

2006-07 RESULTS (19-14)

77	Tex. A&M-Commerce ■	73
76	Nicholls St. ■	37
74	North Texas	77
39	Oklahoma St.	80
60	Wichita St.	81
54	UTEP	79
53	Southern California	78
90	Houston †	96
55	Missouri	89
50	Baylor	94
55	Notre Dame	94
58	Alcorn St.	66
77	Southern U.	69
60	Texas Southern ■	43
71	Grambling ■	53
71	Jackson St. ■	75
75	Mississippi Val.	62
80	Ark.-Pine Bluff	74
74	Alabama St. ■	50
58	Alabama A&M ■	65
68	Texas Southern	35
80	Grambling	64
66	Jackson St.	77
77	Mississippi Val. ■	60
60	Ark.-Pine Bluff ■	55
87	Alabama St.	61
52	Alabama A&M	45
67	Alcorn St. ■	47
71	Southern U. ■	53
80	Southern U. †	49
77	Grambling †	55
68	Jackson St. †	62
38	North Carolina †	95

Nickname: Lady Panthers
Colors: Purple & Gold
Arena: W.J. Nicks Bldg.
Capacity: 5,000; Year Built: 1968
AD: Charles McClelland
SID: Harlan Robinson

PRESBYTERIAN

Clinton, SC 29325-2998 II

Coach: Jessica Vanco, St. Bonaventure 1999

2006-07 RESULTS (6-22)

75	Lander	93
72	Edward Waters †	65
76	Morris †	45
57	Francis Marion	66
53	GCSU	73
74	Converse ■	60
52	UNC Asheville	68
79	Coker ■	53
65	North Greenville	77
94	S.C. Upstate	85
50	S.C.-Aiken ■	58
75	Tusculum	80
61	Mars Hill ■	64
52	Lenoir-Rhyne	58
68	Lincoln Memorial ■	74
53	Catawba ■	61
57	Wingate	82
57	Carson-Newman	70
64	Newberry ■	76
65	Mars Hill	89
60	Lenoir-Rhyne ■	67
50	Lincoln Memorial	53
63	Wingate ■	74
71	Carson-Newman ■	73
61	Tusculum ■	62
44	Newberry	71
67	Catawba	60
52	Lincoln Memorial	53

Nickname: Lady Blue Hose
Colors: Blue & Garnet
Arena: Templeton Center
Capacity: 2,500; Year Built: 1975
AD: William B. Carlton
SID: Brian Hand

PRINCETON

Princeton, NJ 08544 I

Coach: Richard Barron, Kenyon 1991

2006-07 RESULTS (13-15)

70	Wagner ■	52
60	Minnesota	85
63	Maine †	69
56	Lehigh	49
69	St. Joseph's ■	81
53	Northwestern	67
55	Cincinnati †	66
75	NJIT ■	51
51	Rutgers	76
74	Rider ■	45
53	St. Francis (N.Y.) ■	54
62	Duquesne	59
74	Vanderbilt	89
79	Lafayette	62
78	Penn	72
79	Columbia ■	73
66	Cornell ■	70
83	Yale ■	73
69	Brown ■	51
57	Harvard	80
46	Dartmouth	75
66	Cornell	69
53	Columbia	58
61	Dartmouth ■	56
51	Harvard ■	66
55	Brown	49
49	Yale	64
61	Penn ■	51

Nickname: Tigers
Colors: Orange & Black
Arena: Jadwin Gymnasium
Capacity: 6,854; Year Built: 1969
AD: Gary D. Walters
SID: Andrew Borders

PRINCIPIA
Elsah, IL 62028-9799 III

Coach: Norm Purdy, Principia 1968

2006-07 RESULTS (19-7)

59 St. Louis Pharmacy 58
75 St. Mary-of-the-Woods 63
69 Stephens 57
43 Robert Morris-Springfield 63
74 Westminster (Mo.) 70
66 Greenville 78
41 MacMurray 45
72 Fontbonne ■ 71
72 Blackburn 54
58 Lincoln Christian ■ 46
79 Webster 58
69 Stephens ■ 57
75 Eureka ■ 64
41 Maryville (Mo.) 83
71 Westminster (Mo.) ■ 66
72 MacMurray ■ 63
65 Greenville ■ 58
60 Blackburn ■ 57
58 St. Louis Pharmacy ■ 47
85 Fontbonne 76
37 Maryville (Mo.) ■ 70
75 Lincoln Christian 41
67 Webster ■ 52
54 Eureka 62
63 Greenville † 57
52 Maryville (Mo.) 66

Nickname: Panthers
Colors: Gold & Blue
Arena: Hay Field House
Capacity: 1,000; Year Built: 1967
AD: Lenore Suarez
SID: Vitalis Otieno

PROVIDENCE
Providence, RI 02918 I

Coach: Phil Seymore, Canisius 1989

2006-07 RESULTS (13-16)

52 Manhattan 46
62 Brown ■ 53
83 St. Peter's ■ 68
75 Northeastern ■ 74
72 St. Francis (N.Y.) ■ 46
79 N.C. A&T † 64
68 UNC Greensboro 72
79 New Hampshire 53
69 Sacred Heart 76
52 Seton Hall ■ 66
53 Fordham ■ 52
81 Rhode Island ■ 59
55 Yale 68
78 Harvard ■ 67
106 Louisville ■ 94
71 Syracuse 63
57 West Virginia 69
53 Connecticut ■ 96
77 Marquette ■ 79
46 Seton Hall 60
47 DePaul 81
40 Pittsburgh ■ 84
61 Cincinnati 74
93 St. John's (N.Y.) 77
64 South Fla. ■ 78
65 Notre Dame ■ 82
34 Rutgers 69
66 Georgetown ■ 73
47 Villanova 66

Nickname: Friars
Colors: Black, White & Silver
Arena: Alumni Hall/Mullaney Gymnasium
Capacity: 2,620; Year Built: 1955
AD: Robert Driscoll
SID: Jennifer Rynearson

PUGET SOUND
Tacoma, WA 98416-9710 III

Coach: Suzy Barcomb, Washington 1986

2006-07 RESULTS (24-7)

88 Oglethorpe ■ 46
87 Cal Lutheran ■ 52
74 Northwest (Wash.) ■ 65
60 Willamette ■ 47
50 George Fox ■ 58
63 Evergreen St. 53
67 Coe ■ 55
68 Chapman ■ 48
61 Warner Pacific 62
62 Calvin † 70
56 Albion † 53
56 Pacific Lutheran 53
80 Pacific (Ore.) 42
73 Whitworth 68
68 Whitman 56
65 Lewis & Clark ■ 49
61 Linfield ■ 44
75 Willamette 36
62 George Fox 64
67 Pacific Lutheran ■ 60
62 Pacific (Ore.) ■ 36
73 Whitworth ■ 55
53 Whitman ■ 45
58 Lewis & Clark 68
62 Linfield 57
65 Linfield ■ 50
51 George Fox 58
69 McMurry † 57
51 George Fox 48
47 Howard Payne † 44
48 Washington-St. Louis † 57

Nickname: Loggers
Colors: Maroon & White
Arena: Memorial Fieldhouse
Capacity: 4,000; Year Built: 1949
AD: Amy E. Hackett
SID: Chris Thompson

PURDUE
West Lafayette, IN 47907-1031 I

Coach: Sharon Versyp, Purdue 1989

2006-07 RESULTS (31-6)

67 Belmont ■ 43
83 Hartford ■ 51
68 North Carolina St. ■ 38
88 Washington ■ 64
69 Baylor 55
67 Arkansas St. 61
55 Connecticut 66
69 Gonzaga ■ 44
58 Notre Dame 67
81 Butler 38
75 Mississippi St. ■ 49
75 UTSA † 50
80 Boise St. † 64
79 Michigan ■ 35
70 Penn St. ■ 44
68 Iowa 58
61 Texas 64
70 Michigan St. 60
73 Indiana ■ 51
73 Northwestern 41
81 Indiana 58
72 Northwestern ■ 30
55 Ohio St. ■ 64
58 Minnesota 55
69 Illinois ■ 57
52 Michigan St. ■ 54
59 Michigan 54
69 Wisconsin 60
76 Iowa ■ 52
58 Illinois 48
82 Wisconsin † 79
64 Michigan St. † 61
64 Ohio St. † 52
63 Oral Roberts † 42
76 Georgia Tech † 63
78 Georgia † 65
72 North Carolina † 84

Nickname: Boilermakers
Colors: Old Gold & Black
Arena: Mackey Arena
Capacity: 14,123; Year Built: 1967
AD: Morgan J. Burke
SID: Sara White

QUEENS (N.Y.)
Flushing, NY 11367 II

Coach: Tom Flahive, St. Joseph's (Brkln)

2006-07 RESULTS (6-21)

63 Bryant 91
67 American Int'l † 107
86 Georgian Court ■ 64
40 Pace 65
58 St. Thomas Aquinas 78
77 New Haven ■ 98
61 C.W. Post ■ 84
53 Molloy 73
70 Felician ■ 53
63 Ouachita Baptist ■ 78
56 Dist. Columbia ■ 67
66 Bridgeport 81
50 Adelphi ■ 63
61 NYIT ■ 72
75 Concordia (N.Y.) 69
80 Dowling ■ 73
65 Mercy 60
61 St. Thomas Aquinas ■ 68
64 New Haven 99
64 C.W. Post 59
49 Molloy ■ 69
57 Bridgeport ■ 68
56 Adelphi 69
54 NYIT 79
72 Concordia (N.Y.) ■ 76
49 Dowling 74
67 Mercy ■ 78

Nickname: Lady Knights
Colors: Blue & Silver
Arena: Fitzgerald Gymnasium
Capacity: 3,000; Year Built: 1958
AD: Richard Wettan
SID: Neal Kaufer

QUEENS (N.C.)
Charlotte, NC 28274 II

Coach: Jenny Yopp, North Carolina 1989

2006-07 RESULTS (4-24)

48 Johnson C. Smith 73
58 Wingate † 75
77 Limestone 82
50 Catawba 69
82 Erskine 85
79 Chowan ■ 68
72 Converse 61
59 St. Paul's ■ 75
64 North Greenville ■ 56
52 Coker 56
80 Mount Olive ■ 73
48 Anderson (S.C.) ■ 70
53 Pfeiffer ■ 88
59 Barton 78
79 Lees-McRae 84
41 Belmont Abbey ■ 56
48 St. Andrews ■ 62
75 Coker ■ 79
65 St. Andrews 76
73 Pfeiffer 96
68 Anderson (S.C.) 79
42 Limestone ■ 58
60 Lees-McRae ■ 74
85 Barton ■ 97
66 Mount Olive 70
59 Erskine ■ 69
56 Belmont Abbey 78
49 Belmont Abbey 68

Nickname: Royals
Colors: Navy Blue & Gold
Arena: Ovens Athletic Center
Capacity: 900; Year Built: 1989
AD: Jeannie King
SID: Cherie Swarthout

QUINCY
Quincy, IL 62301-2699 II

Coach: Larry Just, Ind.-Southeast

2006-07 RESULTS (16-11)

68 Northwood (Mich.) ■ 60
69 Mo. Western St. ■ 72
95 St. Francis (Ill.) ■ 74
63 Northern Ky. 65
44 Bellarmine 64
74 Lewis ■ 72
52 Wis.-Parkside ■ 61
92 Ill.-Springfield ■ 55
65 Eckerd 46
56 Tampa 44
62 Robert Morris-Chicago 61
55 Mo.-St. Louis 57
74 Mo.-Rolla 69
63 Ky. Wesleyan ■ 59
71 Southern Ind. ■ 59
36 Indianapolis 64
66 St. Joseph's (Ind.) 52
79 Rockhurst ■ 70
58 Drury ■ 61
76 Truman 67
75 SIU Edwardsville ■ 80
64 Rockhurst 50
60 Drury 55
53 SIU Edwardsville 59
68 Southern Ind. 75
82 Mo.-St. Louis ■ 63
61 Mo.-Rolla ■ 75

Nickname: Lady Hawks
Colors: Brown, White & Gold
Arena: Pepsi Arena
Capacity: 2,000; Year Built: 1950
AD: Patrick Atwell
SID: Brian Lovellette

QUINNIPIAC
Hamden, CT 06518-1940 I

Coach: Tricia Sacca-Fabbri, Fairfield 1991

2006-07 RESULTS (16-12)

72 Holy Cross ■ 69
77 Iowa 93
64 Florida A&M † 45
82 Harvard 74
77 Dartmouth ■ 70
59 Manhattan 54
89 St. Francis (Pa.) ■ 69
68 Fairleigh Dickinson ■ 56
66 La Salle ■ 46
79 Stony Brook 87
64 Yale 81
69 St. Francis (Pa.) 70
68 Robert Morris 79
63 Wagner 53
69 Monmouth ■ 57
60 St. Francis (N.Y.) ■ 63
87 Central Conn. St. ■ 51
65 Long Island ■ 69
62 Fairleigh Dickinson 52
54 Mt. St. Mary's ■ 50
67 St. Francis (N.Y.) 78
62 Central Conn. St. 55
87 Robert Morris ■ 84
61 Long Island 59
53 Sacred Heart 73
75 Mt. St. Mary's 76
63 Sacred Heart ■ 73
58 Monmouth ■ 63

Nickname: Bobcats
Colors: Blue & Gold
Arena: TD Banknorth Sports Center
Capacity: 3,570; Year Built: 2007
AD: Jack McDonald

SID: Greg Ott

RADFORD

Radford, VA 24142 I

Coach: Jeri Porter, Liberty 1991

2006-07 RESULTS (20-11)

67	Virginia Tech	60
55	VCU ■	58
71	Evansville	80
101	Va. Intermont ■	36
62	Duquesne †	70
83	Cornell	61
64	Belmont	72
68	Appalachian St. ■	56
52	East Tenn. St.	54
47	William & Mary	54
62	Hampton ■	54
90	Lees-McRae ■	37
72	Winston-Salem ■	48
61	Longwood ■	47
77	Charleston So.	53
61	Coastal Caro.	59
65	Winthrop ■	38
66	Liberty	79
55	High Point	57
85	Birmingham-So. ■	52
72	UNC Asheville ■	67
68	Winthrop	65
71	High Point ■	55
72	Charleston So. ■	41
54	Coastal Caro. ■	61
80	Birmingham-So.	76
70	UNC Asheville	84
77	Liberty ■	54
81	Charleston So. †	61
57	Liberty †	55
57	UNC Asheville	67

Nickname: Highlanders
Colors: Red, White, Green & Blue
Arena: Dedmon Center
Capacity: 5,000; Year Built: 1981
AD: Greig W. Denny
SID: Brian Stanley

RAMAPO

Mahwah, NJ 07430-1680 III

Coach: Jill Fischman, TCNJ 1999

2006-07 RESULTS (6-19)

66	City Tech ■	39
36	Heidelberg ■	63
59	John Jay	64
49	Richard Stockton ■	53
57	Kean	66
47	Stevens Institute ■	67
57	Baruch	86
56	Simmons †	62
54	Millsaps †	50
71	N.C. Wesleyan †	57
67	FDU-Florham	75
57	Hunter ■	50
40	Rutgers-Newark ■	52
62	Wm. Paterson	66
41	Montclair St.	51
49	Rowan ■	62
56	New Jersey City	61
60	Rutgers-Camden	69
57	Staten Island	60
78	Lincoln (Pa.)	71
50	TCNJ	80
64	Rutgers-Newark	62
52	Wm. Paterson ■	75
44	Montclair St. ■	79
78	New Jersey City ■	81

Nickname: Roadrunners
Colors: Maroon, Black & White
Arena: The Bradley Center
Capacity: 1,500; Year Built: 2005
AD: Michael J. Ricciardi
SID: Rachel McCann

RANDOLPH

Lynchburg, VA 24503-1526 III

Coach: Melissa Wiggins, Longwood 1979

2006-07 RESULTS (2-22)

40	Susquehanna	77
60	Marywood †	83
65	Mary Baldwin ■	73
47	East. Mennonite ■	73
36	Guilford ■	68
64	Emory & Henry ■	72
63	Lynchburg	81
60	Va. Wesleyan	117
54	Bridgewater (Va.) ■	77
38	Randolph-Macon	83
67	Roanoke ■	64
49	Wash. & Lee ■	73
75	Hollins ■	77
58	Emory & Henry	87
43	East. Mennonite	75
36	Bridgewater (Va.)	81
32	Va. Wesleyan ■	73
34	Wash. & Lee	71
85	Hollins	69
54	Southern Va. ■	64
33	Randolph-Macon ■	63
53	Lynchburg ■	73
41	Guilford	61
48	Roanoke	77

Nickname: Wildcats
Colors: Black & Gold
Arena: P.E. & Recreation Bldg.
Capacity: 400; Year Built: 1961
AD: Heather Somers (Interim)
SID: Chrissy Pearson

RANDOLPH-MACON

Ashland, VA 23005 III

Coach: Carroll LaHaye, Me.-Machias 1977

2006-07 RESULTS (26-5)

88	Averett ■	55
86	Methodist ■	58
66	Wash. & Lee ■	64
65	Roanoke ■	78
67	Va. Wesleyan	70
62	East. Mennonite	53
70	Rensselaer †	68
62	Vanguard	94
76	Guilford	67
77	Emory & Henry	43
83	Randolph ■	38
75	Wash. & Lee	64
66	Roanoke	60
90	Hollins	34
70	Bridgewater (Va.) ■	65
71	Guilford ■	43
86	Emory & Henry ■	52
62	Lynchburg	44
49	Va. Wesleyan ■	43
63	Catholic	68
72	Bridgewater (Va.)	71
63	Randolph	33
92	East. Mennonite ■	64
83	Lynchburg ■	58
112	Hollins ■	46
70	Lynchburg †	59
76	Roanoke †	72
76	Va. Wesleyan †	65
83	Piedmont †	68
74	Wm. Paterson †	59
60	Kean †	68

Nickname: Yellow Jackets
Colors: Lemon & Black
Arena: Crenshaw Gymnasium
Capacity: 1,300; Year Built: 1963
AD: Denis Kanach
SID: Chris Kilcoyne

REDLANDS

Redlands, CA 92373-0999 III

Coach: Jim Ducey, Redlands 1978

2006-07 RESULTS (16-8)

68	Northland ■	63
68	Chapman ■	56
54	San Diego Christian	53
56	Cal St. East Bay	51
76	Chapman †	57
55	Chapman	74
47	Concordia (Cal.)	62
64	SCAD ■	77
73	UC Santa Cruz ■	43
94	LIFE Pacific ■	32
71	Pomona-Pitzer ■	72
45	Cal Lutheran ■	49
56	Claremont-M-S	62
50	La Verne ■	65
66	Occidental	62
72	Whittier	67
90	Caltech ■	30
66	Pomona-Pitzer	47
58	Cal Lutheran	53
71	Claremont-M-S ■	58
51	La Verne	48
60	Occidental ■	61
60	Whittier ■	55
74	Caltech	48

Nickname: Bulldogs
Colors: Maroon & Gray
Arena: Currier Gym
Capacity: 1,200; Year Built: 1929
AD: Jeffrey Martinez
SID: Rachel J. Roche

REGIS (COLO.)

Denver, CO 80221-1099 II

Coach: Linda Raunig, Denver 1980

2006-07 RESULTS (26-6)

75	Sonoma St. †	71
52	Cal St. Chico	77
66	South Dakota †	67
94	Mary †	61
55	Emporia St. ■	73
97	St. Cloud St. †	72
75	Adams St.	52
87	Colorado St.-Pueblo	43
74	Western St. ■	65
84	Loyola (La.) †	68
78	Spring Hill †	43
109	N.M. Highlands	53
73	Western N.M.	78
68	Mesa St. ■	66
70	Fort Lewis ■	44
85	Neb.-Kearney	59
107	Chadron St.	47
70	Metro St. ■	50
84	Colo. Christian ■	46
68	UC-Colo. Springs	58
54	Colorado Mines	45
94	Colo. Christian	72
67	Metro St.	76
74	UC-Colo. Springs ■	49
60	Colorado Mines ■	47
94	Chadron St. ■	71
82	Neb.-Kearney ■	65
102	Mesa St. ■	64
79	Neb.-Kearney †	71
76	Metro St. †	62
67	Metro St. †	66
63	North Dakota	78

Nickname: Rangers
Colors: Navy Blue & Gold
Arena: Regis Fieldhouse
Capacity: 2,500; Year Built: 1959
AD: Barbara J. Schroeder
SID: Jake Strait

REGIS (MASS.)

Weston, MA 02493-1571 III

Coach: Julie Plant, Southern Me. 2000

2006-07 RESULTS (5-20)

37	Brandeis	90
48	Trinity (Conn.) †	67
71	Lesley	52
59	Lasell ■	61
64	Daniel Webster	65
42	Endicott	74
38	Wellesley	40
60	Rivier ■	69
49	New England Col. ■	68
61	Eastern Nazarene ■	69
43	Salve Regina	64
65	Curry	91
49	Salve Regina ■	71
77	Curry ■	65
60	Wentworth Inst.	75
55	Nichols	62
77	Anna Maria ■	76
48	Roger Williams	71
74	Anna Maria	75
61	Gordon ■	57
65	Eastern Nazarene	56
43	New England ■	77
52	Nichols ■	73
43	Colby-Sawyer	77
68	Roger Williams ■	77

Nickname: Pride
Colors: Cardinal & Gold
Arena: Regis Athletic Facility
Capacity: 550; Year Built: 1981
AD: Marybeth Lamb
SID: Mark Clemente

RENSSELAER

Troy, NY 12180-3590 III

Coach: John Greene, Massachusetts 1990

2006-07 RESULTS (16-11)

55	Oswego St. ■	76
54	Williams	73
36	Bowdoin	86
55	WPI	54
83	Russell Sage ■	52
78	Me.-Fort Kent ■	28
68	Randolph-Macon †	70
55	Babson †	42
68	Delaware Valley †	63
56	Keene St.	43
60	Middlebury	53
67	Union (N.Y.) ■	55
66	Skidmore ■	51
62	Vassar	44
57	Clarkson	47
55	St. Lawrence	58
78	Hamilton ■	69
57	William Smith ■	59
73	St. Lawrence ■	74
70	Clarkson ■	28
57	Skidmore	50
58	Union (N.Y.)	67
64	Vassar ■	51
45	William Smith	60
48	Hamilton	59
74	Elmira	61
51	William Smith †	56

Nickname: Red Hawks
Colors: Cherry & White
Arena: Robison Gymnasium
Capacity: 1,500; Year Built: 1920
AD: Ken Ralph
SID: Kevin Beattie

RHODE ISLAND
Kingston, RI 02881-1303 I

Coach: Tom Garrick, Rhode Island 1989

2006-07 RESULTS (6-23)

56	Virginia ■	69
66	Boston U. ■	82
70	Tulane	76
49	Mississippi	94
52	Vermont ■	75
75	Central Conn. St. ■	63
40	Michigan St.	67
63	Syracuse †	66
62	Brown	66
48	Illinois †	73
54	Holy Cross ■	61
59	Providence	81
85	Pepperdine	66
53	California	65
71	Massachusetts ■	69
74	Duquesne	57
57	La Salle	61
45	George Washington	61
54	Temple	66
91	Charlotte ■	78
67	St. Louis ■	72
70	Fordham ■	64
70	St. Joseph's ■	73
49	Massachusetts	79
65	Dayton ■	77
56	Richmond ■	70
57	St. Bonaventure	64
44	Xavier	74
52	St. Joseph's †	68

Nickname: Rams
Colors: Light & Dark Blue & White
Arena: Ryan Center
Capacity: 7,657; Year Built: 2002
AD: Thomas P. McElroy
SID: Jodi Pontbriand

RHODE ISLAND COL.
Providence, RI 02908 III

Coach: Spencer Manning, Rhode Island Col. 1993

2006-07 RESULTS (17-11)

68	New England †	57
81	St. Joseph (Conn.)	66
76	Bridgewater St. ■	93
64	Wellesley	52
79	Roger Williams ■	56
56	Keene St. ■	76
65	Johnson & Wales (R.I.)	59
70	Connecticut Col.	61
75	Plymouth St.	50
56	Wesleyan (Conn.)	74
54	Westfield St. ■	34
48	Eastern Conn. St.	80
63	Southern Me. ■	75
69	Pine Manor	58
76	Mass.-Boston ■	80
67	Western Conn. St. ■	56
50	Keene St.	59
71	Mass.-Dartmouth	63
72	Plymouth St. ■	54
51	Mitchell ■	56
69	Eastern Conn. St. ■	63
48	Western Conn. St.	44
57	Southern Me.	67
60	Mass.-Dartmouth ■	42
69	Mass.-Boston	68
57	Eastern Conn. St. ■	67
46	Colby-Sawyer	44
67	Wheaton (Mass.)	69

Nickname: Anchorwomen
Colors: Gold, White & Burgundy
Arena: The Murray Center
Capacity: 3,000; Year Built: 1995
AD: Donald E. Tencher
SID: Scott Gibbons

RHODES
Memphis, TN 38112-1690 III

Coach: Matt Dean, Drake 1989

2006-07 RESULTS (16-10)

69	Westminster (Mo.) ■	50
64	Rhema ■	25
72	Mississippi Col.	81
95	Rust ■	46
49	Christian Bros.	61
44	Trinity (Tex.)	76
77	Southwestern (Tex.)	74
74	Rust	39
75	LaGrange	61
61	Huntingdon	51
76	Huntingdon ■	63
68	Millsaps ■	61
71	Dallas	60
70	Sewanee ■	60
72	Oglethorpe ■	90
66	Hendrix	74
52	Austin	57
54	DePauw ■	82
68	Centre ■	57
50	Trinity (Tex.) ■	77
82	Southwestern (Tex.) ■	74
53	Sewanee	51
67	Oglethorpe	79
61	Millsaps	44
86	Trinity (Tex.)	73
68	Oglethorpe †	73

Nickname: Lynx
Colors: Red, Black & White
Arena: Mallory Gym
Capacity: 2,000
AD: Mike Clary
SID: Mike Allen

RICE
Houston, TX 77251-1892 I

Coach: Greg Williams, Rice 1970

2006-07 RESULTS (19-14)

76	Monmouth	45
92	Rider	57
92	Mississippi ■	91
46	Ark.-Little Rock	54
67	TCU	81
91	Sam Houston St. ■	48
79	Texas A&M ■	66
62	Marquette ■	78
72	Alcorn St. ■	51
88	Idaho St. ■	69
58	Louisiana Tech	86
54	Kansas St. †	83
58	George Mason †	68
86	Houston	91
52	UTEP	65
61	Tulane	52
83	Marshall ■	79
60	East Caro.	74
70	Houston ■	56
80	SMU ■	69
83	Tulsa ■	65
84	UTEP ■	31
68	Tulane ■	71
65	Southern Miss.	44
75	UCF	57
50	SMU	64
50	Tulsa	45
66	UAB ■	79
79	Memphis ■	46
56	UTEP †	46
64	Tulane †	52
70	East Caro. †	79
61	Illinois St.	71

Nickname: Owls
Colors: Blue & Gray
Arena: Autry Court
Capacity: 4,800; Year Built: 1950
AD: Christopher M. DelConte
SID: Chuck Pool

RICHARD STOCKTON
Pomona, NJ 08240-0195 III

Coach: Joseph Fussner, Rowan 1971

2006-07 RESULTS (14-14)

59	Alvernia †	50
39	King's (Pa.) †	46
47	Marymount (Va.)	55
38	Mary Washington ■	75
31	Cabrini ■	48
53	Ramapo	49
40	Rutgers-Newark ■	53
66	Rutgers-Camden	56
69	Catholic	63
55	Susquehanna	61
53	Emerson	58
64	TCNJ ■	57
66	Kean	85
61	DeSales	79
51	New Jersey City	48
56	Gettysburg ■	48
66	Rowan ■	48
64	Montclair St.	57
73	St. Mary's (Md.) ■	63
60	Rutgers-Camden ■	47
62	Wm. Paterson ■	57
33	TCNJ	59
62	Kean ■	68
62	Hunter	64
82	Rowan	74
50	Rutgers-Newark ■	51
74	Stevens Institute	59
50	Montclair St.	65

Nickname: Ospreys
Colors: Black & White
Arena: Sports Center
Capacity: 3,000; Year Built: 2000
AD: G. Larry James
SID: Chris Rollman

RICHMOND
Richmond, VA 23173-1903 I

Coach: Michael Shafer, William & Mary 1994

2006-07 RESULTS (13-17)

59	Fairfield	48
50	Connecticut	84
54	William & Mary ■	67
58	James Madison ■	62
64	Drake †	77
58	Bucknell †	40
66	Notre Dame	87
63	Appalachian St. †	62
59	Southeastern La. †	71
49	UC Santa Barb. ■	51
60	VCU ■	56
41	Georgia ■	72
66	Marshall ■	67
67	Wake Forest	55
73	Virginia ■	70
50	George Washington	57
46	Massachusetts ■	40
64	St. Joseph's	57
60	Charlotte ■	65
69	St. Bonaventure ■	72
70	La Salle	48
78	Fordham	68
53	George Washington ■	72
52	Temple	64
69	Duquesne	57
53	Xavier ■	63
70	Rhode Island	56
70	St. Louis ■	78
66	Dayton ■	63
61	St. Louis †	69

Nickname: Spiders
Colors: Red & Blue
Arena: Robins Center
Capacity: 9,071; Year Built: 1972
AD: Jim Miller
SID: Shea Seagle

RIDER
Lawrenceville, NJ 08648-3099 I

Coach: Tori Harrison, Louisiana Tech 1987

2006-07 RESULTS (2-28)

57	Rice ■	92
70	Monmouth	82
65	Penn ■	77
52	Hofstra	85
76	La Salle ■	88
51	St. Peter's	71
59	Loyola (Md.) ■	70
45	Princeton	74
61	UMBC ■	69
42	Towson	76
71	Wagner	59
59	St. Bonaventure †	75
54	Army	65
47	Canisius ■	61
59	Marist ■	84
51	Niagara	71
60	Canisius	88
75	Manhattan ■	83
63	Fairfield	77
56	St. Peter's ■	71
55	Siena	87
59	Iona	64
57	Fairfield ■	73
60	Niagara ■	66
55	Loyola (Md.)	74
55	Siena ■	52
57	Marist	75
66	Manhattan	78
50	Iona ■	77
53	St. Peter's †	74

Nickname: Broncs
Colors: Cranberry & White
Arena: Alumni Gymnasium
Capacity: 1,650; Year Built: 1959
AD: Donald P. Harnum
SID: Brian Solomon

RIPON
Ripon, WI 54971 III

Coach: Julie Johnson, Dakota St. 1988

2006-07 RESULTS (9-14)

58	Wis.-Superior ■	57
77	Wis.-Platteville ■	88
66	Wis.-Oshkosh	63
71	Concordia (Wis.) ■	68
40	Wheaton (Ill.) ■	55
73	Knox ■	34
45	St. Norbert	66
32	Mary Washington †	45
69	Loras †	60
67	Illinois Col. ■	59
53	Lawrence ■	62
46	Lake Forest	75
66	Monmouth (Ill.)	73
92	Grinnell ■	83
77	Lake Forest ■	87
51	Carroll (Wis.) ■	64
65	Beloit	70
61	St. Norbert ■	70
40	Illinois Col.	62
66	Knox	60
49	Lawrence	54
61	Carroll (Wis.)	78
77	Beloit ■	56

Nickname: Red Hawks
Colors: Red & White
Arena: Storzer Center
Capacity: 2,500; Year Built: 1967
AD: Robert G. Gillespie
SID: Patricia A. Malizia

RIVIER

Nashua, NH 03060-5086 III

Coach: Kelly O'Connell, Elms 1995

2006-07 RESULTS (15-11)

81	Wheelock †	55
91	Bay Path †	64
72	New England Col.	86
72	Bay Path	41
64	Wheelock ■	55
95	Fisher	42
84	Eastern Nazarene ■	73
61	Curry ■	91
69	Regis (Mass.)	60
75	Lesley ■	52
77	Anna Maria	79
47	Johnson & Wales (R.I.)	59
80	Daniel Webster ■	66
83	Newbury ■	43
98	Southern Vt.	66
60	Suffolk ■	80
78	Albertus Magnus ■	49
55	Norwich ■	92
74	St. Joseph (Conn.)	56
38	Western New Eng.	68
81	MIT ■	63
64	Emerson ■	74
89	Pine Manor	77
62	Simmons	72
63	Emmanuel (Mass.) ■	89
58	Emmanuel (Mass.)	90

Nickname: Raiders
Colors: Blue & Gray
Arena: Muldoon Health Fitness Ctr.
Capacity: 300; Year Built: 1984
AD: Joanne Merrill
SID: Joanne Merrill

ROANOKE

Salem, VA 24153 III

Coach: Susan Dunagan, Radford 1970

2006-07 RESULTS (16-11)

82	Ferrum ■	84
80	Averett	53
83	Lynchburg ■	69
67	Va. Wesleyan	75
78	Randolph-Macon	65
54	East. Mennonite	56
61	Guilford	68
50	Adrian †	65
79	Loras †	69
63	Wash. & Lee ■	52
69	Bridgewater (Va.)	67
64	Randolph	67
74	Lynchburg	71
59	Emory & Henry	56
60	Randolph-Macon ■	66
51	Va. Wesleyan ■	67
92	Hollins ■	22
67	Piedmont ■	73
81	Hollins	26
50	Wash. & Lee	55
73	Emory & Henry ■	60
65	Guilford ■	44
74	Bridgewater (Va.) ■	65
66	East. Mennonite ■	57
77	Randolph ■	48
98	Bridgewater (Va.) †	90
72	Randolph-Macon †	76

Nickname: Maroons
Colors: Maroon & Gray
Arena: Bast Center
Capacity: 2,000; Year Built: 1982
AD: M. Scott Allison
SID: Chris Cummings

ROBERT MORRIS

Moon Township, PA 15108-1189 . I

Coach: Sal Buscaglia, Canisius 1976

2006-07 RESULTS (24-8)

90	Miami (Ohio) ■	89
74	Kent St. †	73
64	Marshall	72
68	Coppin St. ■	76
66	Duquesne ■	59
69	Pittsburgh	79
78	Wagner	47
84	Youngstown St.	54
79	Ohio ■	70
92	Longwood	62
81	Bowling Green	92
80	Central Conn. St. ■	65
79	Quinnipiac ■	68
66	Fairleigh Dickinson	57
55	Long Island	61
64	Mt. St. Mary's ■	52
54	Sacred Heart ■	72
78	St. Francis (Pa.)	70
81	Monmouth	72
87	St. Francis (Pa.) ■	50
83	Fairleigh Dickinson ■	68
64	Sacred Heart	61
84	Quinnipiac	87
77	St. Francis (N.Y.) ■	70
95	Wagner ■	50
68	Long Island ■	64
55	Central Conn. St.	46
71	Mt. St. Mary's	58
69	Fairleigh Dickinson ■	55
77	St. Francis (N.Y.) ■	68
68	Sacred Heart ■	66
52	North Carolina St. †	84

Nickname: Colonials
Colors: Blue & White with Red
Arena: Charles L. Sewall Center
Capacity: 3,056; Year Built: 1985
AD: Craig Coleman
SID: Jeff McCafferty

ROCHESTER

Rochester, NY 14627-0296 III

Coach: Jim Scheible, Clarkson 1988

2006-07 RESULTS (22-6)

82	Clarkson ■	54
69	Scranton ■	51
48	Medaille	46
69	Ithaca	58
70	Elmira	52
67	Carnegie Mellon	58
74	Hobart ■	69
70	Union (N.Y.) ■	56
76	Rochester Inst. ■	65
69	Brandeis ■	59
82	New York U. ■	69
70	Nazareth †	56
62	Geneseo St. †	51
78	Brockport St. †	75
36	Washington-St. Louis	57
60	Chicago	67
62	Case Reserve ■	41
75	Emory ■	52
68	Emory	63
74	Case Reserve	71
54	New York U.	77
49	Brandeis	65
64	Chicago ■	59
51	Washington-St. Louis ■	66
72	Carnegie Mellon ■	57
65	St. Lawrence †	57
68	Cortland St.	51
53	Bowdoin †	63

Nickname: Yellowjackets
Colors: Yellow & Blue
Arena: Louis Alexander Palestra
Capacity: 1,889; Year Built: 1930
AD: George VanderZwaag
SID: Dennis O'Donnell

ROCHESTER INST.

Rochester, NY 14623-5603 III

Coach: Deborah Buff, Cortland St.

2006-07 RESULTS (15-12)

42	Clarkson ■	38
51	Keuka ■	40
70	Meredith †	47
64	Shenandoah	69
54	Fredonia St. ■	47
50	Hilbert	35
55	D'Youville	46
65	Rochester	76
56	St. John Fisher ■	58
51	Alfred ■	38
67	Geneseo St. ■	75
67	Nazareth †	69
58	Keuka †	38
66	Elmira	70
52	Ithaca	53
73	Nazareth	65
48	Utica ■	56
68	Hartwick ■	63
70	Alfred	61
64	St. John Fisher	61
73	Nazareth ■	63
59	Hartwick	63
53	Utica	83
73	Ithaca ■	61
67	Elmira ■	61
61	Elmira	81
49	Brockport St.	76

Nickname: Tigers
Colors: Burnt Umber, Orange & White
Arena: Clark Memorial Gymnasium
Capacity: 2,200; Year Built: 1968
AD: Louis W. Spiotti Jr.
SID: Steve Jaynes

ROCKFORD

Rockford, IL 61108-2393 III

Coach: Michael Steuerwald, Maranatha Baptist 2005

2006-07 RESULTS (8-17)

48	St. Norbert ■	76
52	Maryville (Mo.) ■	97
68	Knox	42
39	Monmouth (Ill.)	50
55	Benedictine (Ill.)	66
48	Concordia (Wis.) ■	74
40	Lakeland ■	41
76	Maranatha Baptist	61
44	Wis. Lutheran	67
63	Concordia (Mich.) ■	53
52	North Park ■	62
46	Concordia (Wis.)	54
59	Marian (Wis.) ■	69
39	Edgewood	62
50	Dominican (Ill.) ■	45
38	Aurora	71
41	Concordia Chicago ■	39
62	Alverno	30
40	Benedictine (Ill.) ■	50
49	Wis. Lutheran ■	38
57	Maranatha Baptist ■	56
47	Marian (Wis.)	50
34	Lakeland	50
41	Edgewood ■	52
44	Aurora ■	57

Nickname: Regents
Colors: Purple & White
Arena: Seaver Center
Capacity: 1,100; Year Built: 1964
AD: Hank Espensen
SID: Cory Espensen

ROCKHURST

Kansas City, MO 64110-2561 II

Coach: Rebecca Morrisey, St. Mary of the Plains 1983

2006-07 RESULTS (9-18)

53	Northwest Mo. St.	73
62	Southwest Baptist	74
83	Lincoln (Mo.) ■	50
86	Avila ■	59
62	Wis.-Parkside	78
60	Lewis	74
56	Mo.-Rolla ■	69
73	Mo.-St. Louis ■	70
63	Truman ■	54
65	Spring Hill ■	61
69	Loyola (La.) ■	63
61	Southern Ind.	90
67	Ky. Wesleyan	92
74	Indianapolis ■	55
58	St. Joseph's (Ind.) ■	66
67	Upper Iowa	64
57	Drury	75
70	Quincy	79
74	SIU Edwardsville	82
70	Bellarmine ■	87
41	Northern Ky. ■	93
50	Quincy ■	64
59	SIU Edwardsville ■	65
64	Mo.-Rolla	77
82	Mo.-St. Louis	67
64	Drury ■	69
61	Southern Ind. ■	65

Nickname: Hawks
Colors: Blue & White
Arena: Mason-Halpin Field House
Capacity: 1,500; Year Built: 1938
AD: Rebecca Morrisey (Interim)
SID: John Dodderidge

ROGER WILLIAMS

Bristol, RI 02809 III

Coach: Rachel Madsen, Castleton 1992

2006-07 RESULTS (12-14)

59	Eastern Conn. St.	71
52	Fitchburg St. †	66
56	Rhode Island Col.	79
58	Colby-Sawyer ■	65
67	Curry	62
71	Johnson & Wales (R.I.) ■	60
58	Master's †	79
50	Concordia (Wis.) †	58
75	Simmons	43
71	Gordon ■	45
74	Nichols ■	65
75	Eastern Nazarene	61
85	Anna Maria	59
71	Curry ■	61
56	New England	64
40	Salve Regina	60
55	New England Col.	66
49	Salve Regina ■	66
71	Regis (Mass.) ■	48
54	Endicott ■	61
48	Wentworth Inst.	54
86	Anna Maria ■	60
82	Eastern Nazarene ■	60
71	Nichols	97
77	Regis (Mass.)	68
58	Endicott	63

Nickname: Hawks
Colors: Blue & Gold
Arena: Student Recreation Center
Capacity: 1,200; Year Built: 2003
AD: George Kolb
SID: Dave Kemmy

ROLLINS
Winter Park, FL 32789 II

Coach: Glenn Wilkes Jr., Stetson 1981

2006-07 RESULTS (24-7)

71 P.R.-Mayaguez ■ 42
64 P.R.-Bayamon ■ 58
61 Flagler 48
44 Lake Superior St. ■ 59
47 Michigan Tech ■ 53
61 Palm Beach Atl. ■ 36
55 Tampa 43
70 Webber Int'l ■ 47
64 Fort Valley St. † 48
57 Albany St. (Ga.) † 51
75 Palm Beach Atl. 44
51 Nova Southeastern ■ 33
65 Fla. Southern 52
69 Lynn 53
56 St. Leo ■ 48
75 Eckerd ■ 61
52 Florida Tech 55
50 Barry ■ 65
72 Fla. Southern ■ 51
81 Flagler ■ 48
67 Nova Southeastern 58
54 Tampa ■ 60
81 Lynn ■ 54
83 St. Leo 66
71 Eckerd 56
74 Florida Tech ■ 68
49 Barry 45
60 Eckerd † 47
51 Barry † 37
66 Tampa † 68
62 Arkansas Tech † 65

Nickname: Tars
Colors: Blue & Gold
Arena: Alfond Sports Center
Capacity: 2,500; Year Built: 2000
AD: Pennie Parker
SID: Nate Weyant

ROSE-HULMAN
Terre Haute, IN 47803 III

Coach: Jon Prevo, Indiana St. 1986

2006-07 RESULTS (21-5)

65 Earlham † 42
82 Tri-State † 62
78 Spalding 66
54 Denison † 64
66 St. Elizabeth † 36
62 Anderson (Ind.) ■ 48
69 Hanover 57
70 Franklin 64
81 Bluffton ■ 56
67 Earlham ■ 51
84 Marian (Ind.) ■ 70
63 Webster 46
54 Defiance 51
71 Transylvania ■ 65
68 Mt. St. Joseph 44
48 Manchester 56
86 St. Mary-of-the-Woods ■ 45
63 Hanover ■ 47
54 Anderson (Ind.) 50
60 Bluffton 55
69 Franklin ■ 62
58 Transylvania 72
62 Mt. St. Joseph ■ 43
77 Defiance ■ 61
62 Manchester ■ 64
49 Transylvania † 61

Nickname: Fightin' Engineers
Colors: Old Rose & White
Arena: Hulbert Arena
Capacity: 2,000; Year Built: 1997
AD: Jeffrey Jenkins
SID: Kevin Lanke

ROSEMONT
Rosemont, PA 19010-1699 III

Coach: Andrew McGovern, St. Joseph's 1971

2006-07 RESULTS (8-16)

59 Lincoln (Pa.) 62
54 Washington (Md.) † 63
60 Chestnut Hill ■ 57
61 Immaculata 64
57 Cedar Crest 43
55 Alvernia 81
43 Widener 57
63 Valley Forge Chrst. ■ 21
65 Penn St.-Delaware ■ 55
57 Wesley ■ 71
60 Gwynedd-Mercy ■ 82
44 Cabrini 65
66 Neumann 87
58 St. Elizabeth ■ 44
45 Misericordia ■ 67
63 Arcadia ■ 45
59 Lancaster Bible 31
71 Eastern 60
54 Marywood 55
46 Cabrini ■ 68
71 Neumann ■ 79
54 Immaculata ■ 65
72 Eastern ■ 74
62 Wesley 77

Nickname: Ramblers
Colors: Maroon & Grey
Arena: Alumnae Hall
Capacity: 500; Year Built: 1961
AD: Lynn Rothenhoefer
SID: Jami Hughes

ROWAN
Glassboro, NJ 08028-1701 III

Coach: Gabrielle Lisella, East Stroudsburg 1985

2006-07 RESULTS (9-16)

81 Brooklyn ■ 36
67 Elizabethtown ■ 73
46 St. Mary's (Md.) 57
71 Immaculata 54
88 Hood ■ 60
59 Wm. Paterson 67
54 Lebanon Valley ■ 45
69 Notre Dame (Md.) ■ 62
62 Widener 54
51 Chestnut Hill 74
83 York (Pa.) † 90
63 Lycoming 58
67 Rutgers-Camden ■ 74
45 TCNJ 66
46 Kean ■ 84
62 Ramapo 49
56 Salisbury ■ 66
48 Richard Stockton 66
59 New Jersey City ■ 62
50 Rutgers-Newark ■ 62
59 Montclair St. ■ 72
77 Rutgers-Camden 56
53 TCNJ ■ 68
66 Kean 79
74 Richard Stockton ■ 82

Nickname: Profs
Colors: Brown & Gold
Arena: Esby Gym
Capacity: 1,500; Year Built: 1963
AD: Joy L. Solomen
SID: Sheila Stevenson

RUSSELL SAGE
Troy, NY 12180 III

Coach: Jackie Luszczek, Oswego St. 2004

2006-07 RESULTS (1-18)

39 Plattsburgh St. 71
50 Castleton † 63
47 Skidmore ■ 58
39 Morrisville St. ■ 51
60 Green Mountain ■ 64
52 Rensselaer 83
37 Potsdam St. 74
29 Clarkson 47
49 Vassar 82
23 Western Conn. St. 66
35 SUNYIT ■ 63
53 Mass. Liberal Arts ■ 65
43 Utica 68
64 Me.-Presque Isle ■ 70
36 New Paltz St. 81
67 Hartwick 87
53 Cazenovia 63
41 Mitchell ■ 58
71 Bay Path ■ 51

Nickname: Gators
Colors: Sage Green & White
Arena: Robison Center
Capacity: 500; Year Built: 1983
AD: Dani Drews
SID: Jackie Luszczek

RUST
Holly Springs, MS 38635 III

2006-07 RESULTS (5-20)

45 Mississippi Col. † 61
55 Millsaps 78
40 Hendrix ■ 89
66 Ozarks (Ark.) 89
46 Rhodes 95
45 Hendrix 78
47 Southern-N.O. ■ 81
39 Blue Mountain ■ 91
39 Rhodes ■ 74
52 Tougaloo ■ 90
45 Hendrix 77
52 Greensboro † 89
67 Millsaps ■ 70
47 LaGrange 84
66 Philander Smith 76
47 Huntingdon 69
74 Oakwood ■ 35
37 Wiley ■ 73
63 Lane 87
59 Fisk 47
51 LeMoyne-Owen 53
67 Lane ■ 84
43 Philander Smith ■ 35
82 Oakwood 46
68 Fisk 65

Nickname: Lady Bearcats
Colors: Blue & White
Arena: W. A. McMillan Center
Capacity: 2,000; Year Built: 1971
AD: Ishmell H. Edwards
SID: To be named

RUTGERS
New Brunswick, NJ 08903 I

Coach: Vivian Stringer, Slippery Rock 1970

2006-07 RESULTS (27-9)

69 Georgia † 78
73 Pepperdine 75
88 Florida † 71
57 Penn St. † 44
45 Duke ■ 85
73 DePaul 87
76 Princeton ■ 51
89 Mississippi ■ 84
70 Iowa ■ 53
55 Old Dominion 72
67 St. John's (N.Y.) 53
63 Pittsburgh ■ 39
62 South Fla. ■ 36
62 Seton Hall 50
71 Georgetown ■ 41
50 Louisville 53
62 Temple 48
63 Michigan St. ■ 57
66 Marquette ■ 56
85 Cincinnati ■ 43
50 Connecticut 60
55 West Virginia ■ 49
68 Syracuse 40
62 Villanova 32
69 Providence ■ 34
76 Notre Dame 60
44 Connecticut ■ 70
63 DePaul † 55
63 Marquette † 55
55 Connecticut 47
77 East Caro. † 34
70 Michigan St. 57
53 Duke † 52
64 Arizona St. † 45
59 LSU † 35
46 Tennessee † 59

Nickname: Scarlet Knights
Colors: Scarlet
Arena: Louis Brown Athletic Center
Capacity: 8,000; Year Built: 1978
AD: Robert E. Mulcahy III
SID: To be named

RUTGERS-CAMDEN
Camden, NJ 08102 III

Coach: Jean Gyurics, East Stroudsburg 1979

2006-07 RESULTS (8-17)

53 Washington (Md.) † 52
59 Lincoln (Pa.) 76
83 Valley Forge Chrst. 24
59 Eastern ■ 49
30 Montclair St. 87
58 Elizabethtown 75
56 Richard Stockton ■ 66
48 Wm. Paterson ■ 72
57 Staten Island 45
55 Juniata 63
55 Scranton 85
65 Goucher † 63
55 King's (Pa.) ■ 78
74 Rowan 67
49 TCNJ ■ 70
66 Rutgers-Newark ■ 70
48 Kean 82
69 Ramapo ■ 60
53 Brooklyn ■ 47
47 Richard Stockton 60
53 New Jersey City 63
56 Rowan ■ 77
46 Gwynedd-Mercy 83
52 TCNJ 71
72 Kean ■ 82

Nickname: Scarlet Raptors
Colors: Scarlet & Silver
Arena: Rutgers Camden Gymnasium
Capacity: 2,100; Year Built: 1973
AD: Jeffrey L. Dean
SID: Mike Ballard

RUTGERS-NEWARK
Newark, NJ 07102 III

Coach: Kevin Morris, Scranton 1986

2006-07 RESULTS (16-11)

47 Seton Hill 71
54 Walsh † 75
83 CCNY ■ 24

64 Polytechnic (N.Y.) 28
79 York (N.Y.) ■ 20
53 Richard Stockton 40
54 New Jersey City ■ 47
53 John Jay 58
71 Medgar Evers 68
83 Hunter ■ 59
57 Merchant Marine 33
52 Ramapo 40
41 Lehman 61
65 City Tech 50
55 Wm. Paterson ■ 73
70 Rutgers-Camden 66
53 Montclair St. 58
59 TCNJ ■ 48
62 Rowan 50
50 New Jersey City 48
71 Kean ■ 64
62 Ramapo ■ 64
50 Wm. Paterson 56
29 Montclair St. ■ 43
51 Richard Stockton 50
55 Wm. Paterson 64
56 Baruch 79

Nickname: Scarlet Raiders
Colors: Scarlet & Black
Arena: The Golden Dome
Capacity: 2,000; Year Built: 1977
AD: Mark Griffin
SID: John Stallings

SACRAMENTO ST.

Sacramento, CA 95819-6099 I

Coach: Dan Muscatell, Western Wash. 1983

2006-07 RESULTS (3-27)

52 Bethany (Cal.) ■ 48
43 Gonzaga 84
65 Washington St. 79
48 Idaho 57
38 North Carolina † 99
64 UCLA † 87
31 Denver † 60
42 Nevada ■ 75
55 UC Davis 59
55 Pacific 62
63 Portland ■ 55
59 St. Mary's (Cal.) ■ 71
42 Louisville 77
54 Northern Ariz. ■ 76
54 Northern Colo. ■ 47
46 Weber St. ■ 69
46 Northern Ariz. 83
50 Kansas 69
72 Portland St. 80
56 Eastern Wash. 74
45 Northern Colo. 70
59 Idaho St. ■ 83
59 Montana St. ■ 66
50 Montana ■ 78
54 Montana St. 80
75 Weber St. 79
65 Portland St. ■ 76
63 Eastern Wash. ■ 66
43 Montana 76
73 Idaho St. 93

Nickname: Hornets
Colors: Green & Gold
Arena: Hornets Nest
Capacity: 1,400; Year Built: 1947
AD: Terry L. Wanless
SID: Andria Wenzel

SACRED HEART

Fairfield, CT 06825-1000 I

Coach: Ed Swanson, Sacred Heart 1989

2006-07 RESULTS (22-10)

46 Boston College 68
57 Binghamton 53
60 La Salle ■ 70
63 Brown 70
72 Yale 66
57 Columbia 61
76 Providence ■ 69
85 St. Francis (Pa.) ■ 61
55 Albany (N.Y.) 60
68 St. Peter's 50
77 Stony Brook ■ 65
40 Connecticut 82
66 Mt. St. Mary's 57
61 St. Francis (N.Y.) 58
60 Fairleigh Dickinson ■ 53
60 Monmouth ■ 51
76 Wagner ■ 49
63 St. Francis (Pa.) 69
72 Robert Morris 54
73 Central Conn. St. 61
48 Long Island ■ 57
77 Central Conn. St. ■ 49
79 Wagner 54
61 Robert Morris ■ 64
69 Fairleigh Dickinson 50
68 Mt. St. Mary's ■ 56
73 Quinnipiac ■ 53
59 Monmouth 54
73 Quinnipiac 63
70 Mt. St. Mary's ■ 67
50 Monmouth ■ 46
66 Robert Morris 68

Nickname: Pioneers
Colors: Red & White
Arena: William H. Pitt Center
Capacity: 2,100; Year Built: 1997
AD: C. Donald Cook
SID: Gene Gumbs

SAGINAW VALLEY

University Center, MI 48710-0001 . II

Coach: Vonnie Killmer, Michigan 1988

2006-07 RESULTS (11-16)

59 Henderson St. † 68
55 Mo.-Rolla 60
55 Grand Valley St. 65
71 Ferris St. 82
63 Northern Mich. 56
68 Michigan Tech 54
79 Bellarmine ■ 75
58 Central St. (Ohio) 61
76 Wayne St. (Mich.) ■ 82
62 Drury ■ 63
64 Ky. Wesleyan 61
51 Hillsdale ■ 74
67 IPFW 65
55 Gannon ■ 65
76 Mercyhurst ■ 55
82 Findlay 61
61 Ashland 76
65 Michigan Tech ■ 68
56 Northern Mich. ■ 63
72 Ferris St. ■ 50
57 Lake Superior St. ■ 73
56 Northwood (Mich.) 48
60 Lake Superior St. 65
69 Wayne St. (Mich.) 60
47 Grand Valley St. ■ 60
70 Northwood (Mich.) ■ 62
61 Gannon 75

Nickname: Cardinals
Colors: Red, White & Blue
Arena: James E. O'Neill Jr. Arena
Capacity: 4,000; Year Built: 1989
AD: Mike E. Watson
SID: Ryan Thompson

ST. ANDREWS

Laurinburg, NC 28352-5598 II

Coach: David Johnson, Benedict 1997

2006-07 RESULTS (20-10)

54 Shippensburg 48
45 Bowie St. † 52
54 Barton ■ 42
65 Chowan ■ 44
58 Mount Olive 53
74 Erskine ■ 57
60 Dist. Columbia 52
79 Anderson (S.C.) 87
80 Limestone ■ 64
69 Belmont Abbey ■ 55
78 Lees-McRae 69
64 Coker ■ 51
74 Pfeiffer 79
47 UNC Pembroke 67
62 Queens (N.C.) 48
62 Anderson (S.C.) ■ 55
76 Queens (N.C.) ■ 65
48 Barton 57
55 Limestone 63
86 Converse 85
67 Mount Olive ■ 60
61 Erskine 53
69 Pfeiffer ■ 84
58 Belmont Abbey 51
61 Lees-McRae ■ 56
60 Coker 54
50 Pitt.-Johnstown ■ 51
62 Mount Olive ■ 60
59 Pfeiffer 73
44 Glenville St. 81

Nickname: Knights
Colors: Royal Blue & White
Arena: Harris Court
Capacity: 1,400; Year Built: 1967
AD: Howard Reichner
SID: Kevin Buczek

ST. ANSELM

Manchester, NH 03102-1310 II

Coach: Monica McCarthy-Galamaga, St. Anselm 1991

2006-07 RESULTS (7-20)

52 Pace 70
70 Bridgeport 65
48 Bryant 63
71 Assumption ■ 75
54 Le Moyne 70
58 Southern N.H. 70
73 Franklin Pierce ■ 68
46 NYIT ■ 42
54 Dominican (N.Y.) 65
38 Molloy ■ 60
31 Southern Conn. St. ■ 86
58 Bridgeport ■ 47
51 Stonehill 78
64 Mass.-Lowell 66
52 St. Rose ■ 64
71 Southern N.H. ■ 65
54 St. Michael's ■ 60
44 Bentley 57
46 American Int'l ■ 58
58 Merrimack 69
49 Assumption 65
68 Bryant ■ 73
56 Pace ■ 61
54 Franklin Pierce 53
57 St. Rose 69
50 Le Moyne ■ 37
45 Stonehill ■ 62

Nickname: Hawks
Colors: Blue & White
Arena: Stoutenburgh Gym
Capacity: 1,600; Year Built: 1961
AD: Edward Cannon
SID: Ken Johnson Jr.

ST. AUGUSTINE'S

Raleigh, NC 27610-2298 II

Coach: Antonio Davis, Livingstone 1988

2006-07 RESULTS (6-22)

48 Shaw 65
33 Barton † 51
53 Catawba ■ 71
63 Virginia Union ■ 55
67 Nova Southeastern 75
45 Bowie St. 58
60 Mount Olive ■ 68
68 St. Paul's ■ 63
48 Virginia St. 58
65 Mount Olive 64
55 Cheyney ■ 64
71 St. Paul's 61
62 Livingstone 70
63 N.C. Central 75
76 Elizabeth City St. 89
58 Shaw ■ 61
55 Johnson C. Smith 66
61 N.C. Central ■ 73
54 Virginia St. ■ 45
60 Virginia Union 62
45 Chowan ■ 36
44 Bowie St. ■ 53
77 Fayetteville St. 91
44 Johnson C. Smith ■ 54
84 Elizabeth City St. ■ 103
48 Livingstone ■ 56
91 Fayetteville St. ■ 104
45 Johnson C. Smith † 58

Nickname: Lady Falcons
Colors: Blue & White
Arena: Emery Gymnasium
Capacity: 750; Year Built: 1962
AD: George Williams
SID: Anthony Jeffries

ST. BENEDICT

St. Joseph, MN 56374 III

Coach: Michael Durbin, Kent St. 1981

2006-07 RESULTS (22-6)

57 Wesleyan (Conn.) † 60
44 Salve Regina † 51
71 Crown (Minn.) ■ 32
72 Concordia-M'head ■ 54
77 St. Mary's (Minn.) 54
64 Carleton ■ 52
67 Gust. Adolphus ■ 52
70 Bethel (Minn.) 49
55 St. Olaf 46
76 Macalester 42
80 Augsburg ■ 39
53 St. Catherine 64
83 Hamline ■ 56
47 St. Thomas (Minn.) 44
70 Concordia-M'head 55
65 St. Mary's (Minn.) ■ 49
77 Carleton 67
58 Gust. Adolphus 66
73 Bethel (Minn.) ■ 47
93 St. Olaf ■ 60
64 Macalester ■ 42
69 Augsburg 53
79 St. Catherine ■ 57
73 Hamline 37
57 St. Thomas (Minn.) ■ 59
74 Carleton ■ 50
56 Gust. Adolphus ■ 54
75 Wheaton (Ill.) † 79

Nickname: Blazers
Colors: Red & White
Arena: Claire Lynch Hall
Capacity: 1,000; Year Built: 1985
AD: Carol Howe-Veenstra
SID: Michael Durbin

ST. BONAVENTURE

St. Bonaventure, NY 14778 I

Coach: Jim Crowley, Keuka 1993

2006-07 RESULTS (16-15)

80 Siena ■ 60
64 Niagara 71
69 Columbia † 57
59 Buffalo † 67
62 Pittsburgh ■ 75
70 Colgate ■ 49

48 Bucknell 54
56 Cleveland St. 43
46 Bowling Green ■ 71
69 Canisius 44
49 Fairleigh Dickinson 42
56 Michigan 50
78 Cornell † 67
75 Rider † 59
62 Albany (N.Y.) 45
46 Duquesne 55
55 Temple ■ 73
67 La Salle ■ 68
72 Richmond 69
64 Fordham 51
55 Xavier 78
70 Dayton ■ 63
49 Massachusetts ■ 53
86 St. Louis 92
41 George Washington 75
67 St. Joseph's 76
71 Duquesne ■ 59
64 Rhode Island ■ 57
74 Charlotte ■ 86
63 Massachusetts † 60
60 Temple † 84

Nickname: Bonnies
Colors: Brown & White
Arena: Reilly Center
Capacity: 5,780; Year Built: 1966
AD: Steve Watson
SID: Steve Mest

ST. CATHERINE

St. Paul, MN 55105 III

Coach: Gary Rufsvold

2006-07 RESULTS (15-11)

80 Whittier 78
88 Caltech 40
74 Bethel (Minn.) 65
70 Macalester ■ 43
74 Augsburg ■ 52
80 Concordia-M'head ■ 87
78 Presentation ■ 76
49 Gust. Adolphus 64
65 Carleton ■ 66
71 St. Mary's (Minn.) 56
75 Hamline 70
64 St. Benedict ■ 53
53 St. Thomas (Minn.) ■ 68
60 St. Olaf 66
74 Bethel (Minn.) ■ 55
66 Macalester 45
73 Augsburg 50
88 Concordia-M'head 90
75 Gust. Adolphus ■ 84
64 Carleton 75
91 St. Mary's (Minn.) ■ 43
94 Hamline ■ 65
57 St. Benedict 79
59 St. Thomas (Minn.) 68
90 St. Olaf ■ 71
72 Concordia-M'head 80

Nickname: Wildcats
Colors: Purple & Gold
Arena: Butler Center
Capacity: 500; Year Built: 1994
AD: Eric Stacey
SID: Eric Stacey

ST. CLOUD ST.

St. Cloud, MN 56301-4498 II

Coach: Lori Ulferts, North Dakota 1983

2006-07 RESULTS (17-11)

74 UC-Colo. Springs † 55
75 Colorado St.-Pueblo 59
75 Northern Mich. † 65
69 Bemidji St. † 79
59 Concordia-St. Paul ■ 57
65 Metro St. † 83
72 Regis (Colo.) † 97
97 Minn.-Morris ■ 41
101 North Central (Minn.) ■ 40
82 Alas. Fairbanks ■ 71
71 Wis.-Eau Claire ■ 55
77 Concordia-St. Paul 71
97 Minn. St. Moorhead 88
107 Mayville St. ■ 69
66 North Dakota 86
65 Minn. Duluth 76
76 Minn. St. Mankato ■ 68
70 Augustana (S.D.) 79
61 Minn. Duluth ■ 66
87 Minn.-Crookston ■ 46
70 Neb.-Omaha ■ 71
66 North Dakota ■ 61
85 Minn. St. Mankato 69
69 Neb.-Omaha 67
72 South Dakota 71
69 Augustana (S.D.) ■ 91
57 South Dakota ■ 79
79 Minn. Duluth 83

Nickname: Huskies
Colors: Cardinal Red & Black
Arena: Halenbeck Hall
Capacity: 6,900; Year Built: 1965
AD: Morris Kurtz
SID: Anne Abicht

ST. EDWARD'S

Austin, TX 78704 II

Coach: Jennifer White, Louisiana Tech 1983

2006-07 RESULTS (9-18)

52 Texas Woman's ■ 70
52 Abilene Christian ■ 63
40 Tarleton St. 52
42 West Tex. A&M 63
50 Adams St. † 59
61 Southeastern Okla. 70
65 East Central ■ 49
41 Angelo St. † 53
49 Midwestern St. ■ 57
59 Southeastern Okla. ■ 65
56 Lincoln (Mo.) 44
57 Mont. St.-Billings 76
61 Mont. St.-Billings 78
67 Texas A&M Int'l 70
54 Incarnate Word ■ 41
52 St. Mary's (Tex.) ■ 59
72 Tex. Permian Basin 61
68 Okla. Panhandle 64
64 Texas A&M Int'l ■ 66
78 Tex. Permian Basin ■ 58
60 Okla. Panhandle ■ 47
49 Tarleton St. ■ 69
47 Incarnate Word 45
57 St. Mary's (Tex.) 68
66 Lincoln (Mo.) ■ 57
67 Mont. St.-Billings ■ 70
53 Incarnate Word † 56

Nickname: Hilltoppers
Colors: Navy & White
Arena: Rec & Convocation Center
Capacity: 2,500; Year Built: 1986
AD: Debora Taylor
SID: Naveen Boppana

ST. ELIZABETH

Morristown, NJ 07960-6989 III

Coach: Tony Bonavitacola

2006-07 RESULTS (12-13)

47 Notre Dame (Md.) 57
67 Hollins † 38
33 DePauw 89
36 Rose-Hulman † 66
52 St. Joseph's (L.I.) 50
51 Merchant Marine 72
90 Yeshiva ■ 60
79 Brooklyn ■ 76
49 Hunter 55
53 Mt. St. Vincent 70
57 Medgar Evers 41
44 Rosemont 58
63 Newport News ■ 69
72 Lincoln (Pa.) 80
56 Lehman ■ 66
66 St. Joseph's (Brkln) 71
70 Penn St.-Berks ■ 54
68 Polytechnic (N.Y.) ■ 53
65 New Rochelle 37
57 FDU-Florham ■ 61
64 Centenary (N.J.) ■ 60
72 Me.-Presque Isle ■ 59
77 Cazenovia 69
51 St. Joseph's (Brkln) † 44
54 Mt. St. Vincent † 59

Nickname: Eagles
Colors: Blue & Gold
Arena: St. Joseph's Hall
Capacity: 400; Year Built: 1955
AD: Lisa Goddard Root
SID: Kristen Weinberger

ST. FRANCIS (N.Y.)

Brooklyn Heights, NY 11201-4398 I

Coach: Brenda Milano, Wagner 1995

2006-07 RESULTS (13-18)

61 Lafayette ■ 48
46 Providence 72
61 South Fla. 94
53 Stephen F. Austin † 64
54 Iona ■ 70
62 Md.-East. Shore 65
66 Columbia ■ 58
54 Long Island 59
63 Monmouth ■ 69
54 Princeton 53
59 NJIT 36
43 Army ■ 57
64 Fairfield ■ 60
58 Sacred Heart ■ 61
52 Fairleigh Dickinson ■ 61
61 Mt. St. Mary's 74
56 Long Island ■ 63
52 Wagner 44
63 Quinnipiac 60
69 St. Francis (Pa.) ■ 64
59 Central Conn. St. ■ 61
47 Monmouth 65
78 Quinnipiac ■ 67
51 Fairleigh Dickinson 54
52 Mt. St. Mary's ■ 62
70 Robert Morris 77
80 St. Francis (Pa.) 70
61 Wagner ■ 47
68 Central Conn. St. 59
61 Long Island 51
68 Robert Morris 77

Nickname: Terriers
Colors: Red & Blue
Arena: Pope Physical Ed. Center
Capacity: 1,200; Year Built: 1971
AD: Edward Aquilone
SID: Caitlin Howe

ST. FRANCIS (PA.)

Loretto, PA 15940-0600 I

Coach: Jill Poe, West Virginia 1989

2006-07 RESULTS (7-22)

63 Md.-East. Shore ■ 59
57 Duquesne 58
72 Charlotte 82
51 Cincinnati 83
74 Penn St. ■ 69
64 Navy ■ 56
64 Loyola (Md.) ■ 81
69 Quinnipiac 89
61 Sacred Heart 85
54 Akron 71
52 Kent St. 85
60 West Virginia 98
66 Dayton 87
70 Quinnipiac ■ 69
79 Central Conn. St. ■ 83
52 Long Island 80
56 Fairleigh Dickinson 64
69 Sacred Heart ■ 63
63 Mt. St. Mary's ■ 65
70 Robert Morris ■ 78
64 St. Francis (N.Y.) 69
71 Monmouth 76
50 Robert Morris 87
59 Monmouth ■ 77
68 Mt. St. Mary's 75
79 Wagner ■ 68
70 St. Francis (N.Y.) ■ 80
58 Long Island ■ 67
67 Wagner 62

Nickname: Red Flash
Colors: Red & White
Arena: Maurice Stokes Center
Capacity: 3,500; Year Built: 1972
AD: Robert S. Krimmel
SID: Jesse Hooker

ST. JOHN FISHER

Rochester, NY 14618 III

Coach: Phillip Kahler, Dickinson 1959

2006-07 RESULTS (13-12)

59 Purchase St. ■ 42
57 Potsdam St. ■ 46
64 Buffalo St. ■ 60
68 D'Youville ■ 58
48 Oneonta St. ■ 65
58 St. Lawrence 77
51 Clarkson 58
68 Geneseo St. ■ 64
58 Rochester Inst. 56
69 Nazareth 61
52 Keuka 51
50 Brockport St. † 68
41 Geneseo St. † 73
62 Hartwick 59
59 Utica 66
56 Alfred 46
58 Elmira ■ 73
69 Ithaca ■ 76
67 Nazareth ■ 56
61 Rochester Inst. ■ 64
63 Alfred ■ 54
69 Ithaca 81
48 Elmira 65
55 Utica ■ 65
78 Hartwick ■ 64

Nickname: Cardinals
Colors: Cardinal & Gold
Arena: Manning-Napier Varsity Gym
Capacity: 1,200; Year Built: 1963
AD: Bob Ward
SID: Norm Kieffer

ST. JOHN'S (N.Y.)

Queens, NY 11439 I

Coach: Kim Barnes-Arico, Montclair St. 1993

2006-07 RESULTS (8-20)

56 Iona ■ 66
45 Army ■ 57
88 Clemson † 95
73 Brown † 49
46 Niagara 63
54 Monmouth ■ 46
46 Hartford ■ 58
59 Syracuse ■ 61
63 Nicholls St. ■ 50
64 Boston U. 83
43 North Carolina † 87
85 Stony Brook 74
53 Rutgers ■ 67
45 Georgetown ■ 53
76 Pittsburgh 69
65 Notre Dame 83
63 Connecticut ■ 84

59 Villanova 49
78 DePaul ■ 61
61 South Fla. 74
42 West Virginia 66
77 Providence ■ 93
58 Marquette 69
72 Cincinnati ■ 66
62 Louisville 91
54 Seton Hall 59
60 Marquette ■ 69
54 Louisville † 68

Nickname: Red Storm
Colors: Red & White
Arena: Carnesecca Arena
Capacity: 6,008; Year Built: 1961
AD: Chris Monasch
SID: Amy Mulligan

ST. JOSEPH (CONN.)

West Hartford, CT 06117-2791 III

Coach: Kim Martin, Temple 2003

2006-07 RESULTS (7-18)

60 New England Col. ■ 55
66 Rhode Island Col. ■ 81
78 Bay Path 34
37 Wesleyan (Conn.) 75
41 Swarthmore ■ 53
48 Haverford 54
40 Bryn Mawr † 58
37 Western Conn. St. 83
56 Coast Guard 63
51 Connecticut Col. ■ 65
61 Trinity (Conn.) ■ 74
73 Newbury ■ 41
50 Suffolk ■ 68
38 Johnson & Wales (R.I.) 58
46 Western New Eng. 57
63 Pine Manor ■ 44
63 Albertus Magnus ■ 56
44 Emmanuel (Mass.) 79
56 Rivier ■ 74
50 Mitchell ■ 58
60 Simmons ■ 55
63 Southern Vt. ■ 56
48 Emerson 50
51 Norwich 73
52 Daniel Webster 54

Nickname: Blue Jays
Colors: Blue & Gold
Arena: O'Connell Center
Capacity: 500; Year Built: 1993
AD: William E. Cardarelli
SID: Chris Le Gates

ST. JOSEPH'S (IND.)

Rensselaer, IN 47978 II

Coach: Amy Siegel, Bellarmine 1998

2006-07 RESULTS (5-22)

52 Gannon † 55
59 Ashland 62
40 Grand Valley St. ■ 53
57 Robert Morris-Chicago ■ 60
66 Mo.-Rolla 78
70 Southern Ind. ■ 76
68 Ky. Wesleyan ■ 78
49 Central St. (Ohio) ■ 47
71 Marian (Ind.) 61
82 Findlay 64
59 Hillsdale † 87
43 Indianapolis ■ 65
49 Drury 95
66 Rockhurst 58
77 SIU Edwardsville ■ 80
52 Quincy ■ 66
78 Bellarmine 96
54 Northern Ky. 79
69 Wis.-Parkside ■ 77
63 Lewis ■ 74
60 Ky. Wesleyan 76
59 Mo.-St. Louis 74
59 Lewis 68
50 Wis.-Parkside 75
60 Indianapolis 68
65 Northern Ky. ■ 58
57 Bellarmine ■ 92

Nickname: Pumas
Colors: Cardinal & Purple
Arena: Richard Scharf Alumni Fieldhouse
Capacity: 2,000; Year Built: 1941
AD: Bill Massoels
SID: Clark Teuscher

ST. JOSEPH'S (L.I.)

Patchogue, NY 11772-2603 III

Coach: Kris Davis, Brockport St. 1994

2006-07 RESULTS (2-23)

63 Hunter 67
57 Me.-Presque Isle † 69
38 New York U. ■ 80
77 CCNY ■ 36
59 Lehman ■ 76
50 St. Elizabeth ■ 52
41 Mt. St. Mary (N.Y.) ■ 63
44 Farmingdale St. 80
45 Merchant Marine 75
55 City Tech 64
62 Purchase St. 78
52 Centenary (N.J.) ■ 73
58 Manhattanville 77
43 Stevens Institute 61
43 Centenary (N.J.) 65
43 Old Westbury 53
50 Farmingdale St. ■ 72
49 Mt. St. Vincent ■ 62
44 John Jay 57
49 Manhattanville ■ 55
40 Mt. St. Mary (N.Y.) 82
57 Old Westbury ■ 51
42 Stevens Institute ■ 50
56 Mt. St. Vincent 68
49 Merchant Marine ■ 61

Nickname: Golden Eagles
Colors: Blue & Gold
Arena: John A. Danzi Athletic Ctr.
Capacity: 1,500; Year Built: 1997
AD: Donald L. Lizak
SID: Frank Flandina

ST. JOSEPH'S (ME.)

Standish, ME 04084-5263 III

Coach: Deb Reardon, Assumption 1987

2006-07 RESULTS (11-15)

66 Green Mountain † 65
48 Wentworth Inst. † 72
51 Me.-Farmington ■ 89
67 Me.-Machias ■ 35
66 Me.-Presque Isle ■ 49
69 St. Joseph (Vt.) ■ 37
59 Thomas (Me.) 63
52 Framingham St. ■ 66
48 Manhattanville 59
56 Lehman † 70
73 Fisher † 51
54 Occidental † 67
63 Mitchell ■ 66
64 Green Mountain ■ 53
75 Mount Ida 81
46 Maine Maritime 71
57 Lyndon St. ■ 56
69 Newbury ■ 35
35 Suffolk ■ 57
51 Colby 65
54 New England 65
70 Me.-Fort Kent ■ 58
56 Me.-Presque Isle ■ 57
66 Newbury 47
57 Mitchell † 66
63 Me.-Presque Isle † 46

Nickname: Monks
Colors: Royal Blue & White
Arena: Harold Alfond Center
Capacity: 1,320; Year Built: 1999
AD: Brian Curtin
SID: Deb Reardon

ST. JOSEPH'S

Philadelphia, PA 19131-1395 I

Coach: Cindy Griffin, St. Joseph's 1991

2006-07 RESULTS (19-14)

63 Bucknell ■ 56
52 Hartford ■ 62
59 VCU 60
56 Illinois 69
81 Princeton 69
65 Chattanooga 61
51 Western Caro. † 69
58 Boston College ■ 54
69 Maine ■ 49
57 North Carolina St. 78
83 Northeastern ■ 59
76 South Fla. ■ 80
56 Villanova ■ 48
53 Temple 59
71 La Salle ■ 60
57 Richmond ■ 64
72 Fordham 43
70 St. Louis 68
62 Penn ■ 51
71 Temple ■ 78
72 Massachusetts ■ 65
73 Rhode Island 70
72 Xavier ■ 85
67 Charlotte ■ 59
76 St. Bonaventure ■ 67
77 Dayton 78
60 George Washington 87
75 Duquesne 65
68 Rhode Island † 52
76 Charlotte † 64
57 George Washington † 55
59 Xavier 65
52 Coppin St. ■ 67

Nickname: Hawks
Colors: Crimson & Gray
Arena: Alumni Memorial Fieldhouse
Capacity: 3,200; Year Built: 1949
AD: Don DiJulia
SID: Jack Jumper

ST. LAWRENCE

Canton, NY 13617 III

Coach: Jennifer Kroll, Northwestern 1991

2006-07 RESULTS (24-4)

68 Trinity (Conn.) † 54
47 Brandeis 68
66 Hartwick ■ 41
76 Plattsburgh St. ■ 40
77 St. John Fisher ■ 58
73 Potsdam St. 48
51 Ithaca ■ 47
92 Alfred ■ 50
65 Delaware Valley † 57
83 Babson † 55
57 Fredonia St. 49
65 William Smith 56
54 Hamilton 52
61 Clarkson 43
80 Vassar ■ 48
58 Rensselaer ■ 55
61 Skidmore ■ 47
80 Union (N.Y.) ■ 58
63 Clarkson ■ 35
74 Rensselaer 73
74 Vassar 54
68 Hamilton ■ 63
47 William Smith ■ 60
59 Union (N.Y.) 56
64 Skidmore 49
69 William Smith ■ 64
55 Hamilton ■ 61
57 Rochester † 65

Nickname: Saints
Colors: Scarlet & Brown
Arena: Burkman Gymnasium
Capacity: 1,500; Year Built: 1970
AD: Margaret F. Strait
SID: Lauren Zimmerman

ST. LEO

Saint Leo, FL 33574 II

Coach: Chanita Olds, St. Leo 1999

2006-07 RESULTS (6-22)

60 Northwood (Fla.) ■ 62
77 Flagler ■ 57
96 P.R.-Bayamon ■ 97
64 West Ala. † 72
50 West Fla. 70
74 Edward Waters ■ 55
40 West Ga. † 52
37 Valdosta St. 57
65 Nova Southeastern ■ 69
59 Fla. Gulf Coast 96
68 Ga. Southwestern ■ 73
53 Tampa 65
58 Eckerd ■ 53
45 Florida Tech ■ 52
48 Rollins 56
44 Barry 56
71 Fla. Southern ■ 61
74 Lynn ■ 63
58 Eckerd 62
58 Tampa ■ 72
67 Palm Beach Atl. ■ 63
61 Nova Southeastern 69
54 Florida Tech 70
66 Rollins ■ 83
60 Barry ■ 71
64 Fla. Southern 71
60 Lynn 68
44 Eckerd † 52

Nickname: Lions
Colors: Forest Green & Gold
Arena: Marion Bowman Center
Capacity: 1,500; Year Built: 1970
AD: Francis X. Reidy
SID: Eddie Kenny

ST. LOUIS

St. Louis, MO 63103 I

Coach: Shimmy Gray-Miller, Michigan 1994

2006-07 RESULTS (13-17)

85 Akron ■ 58
83 Chicago St. ■ 63
96 Tennessee St. ■ 59
66 Tenn.-Martin ■ 65
80 Southern Ill. 73
69 Washington 96
83 Miami (Ohio) † 85
75 Illinois ■ 84
72 UMKC ■ 59
84 Western Ill. 58
48 Iowa St. † 76
75 Weber St. 77
60 Utah St. 57
59 Arkansas ■ 66
49 Charlotte 74
61 Xavier ■ 85
67 Dayton ■ 74
70 Duquesne 78
68 St. Joseph's ■ 70
47 Massachusetts 67
72 Rhode Island 67
65 Charlotte ■ 77
92 St. Bonaventure ■ 86
90 Fordham ■ 70
64 Temple 74
47 George Washington ■ 64
78 Richmond 70
66 La Salle 75
69 Richmond † 61
63 Xavier 64

Nickname: Billikens
Colors: Blue & White
Arena: Bauman-Eberhardt Center
Capacity: 2,200; Year Built: 1920
AD: Cheryl L. Levick
SID: Doug McIlhagga

ST. MARTIN'S

Lacey, WA 98503 II

Coach: Tim Healy, Washington St. 1978

2006-07 RESULTS (10-17)

63	Cal St. L.A. †	59
66	Grand Canyon †	79
58	Northwest Mo. St. †	80
62	Pacific Lutheran †	44
54	North Dakota	94
85	Hawaii-Hilo ■	49
70	Lewis-Clark St. ■	80
79	Northwest (Wash.) ■	55
68	Mont. St.-Billings ■	84
50	Cal St. Chico	80
81	Cal St. Stanislaus †	87
78	Western Wash. ■	88
74	Central Wash. ■	58
49	Northwest Nazarene	52
49	Seattle Pacific	82
58	Seattle ■	70
68	Western Ore.	73
44	Western Wash.	70
75	Alas. Fairbanks	80
59	Alas. Anchorage	85
66	Seattle Pacific ■	68
73	Northwest Nazarene ■	67
94	Western Ore. ■	75
54	Central Wash.	56
68	Seattle	67
69	Alas. Anchorage ■	57
64	Alas. Fairbanks ■	57

Nickname: Saints
Colors: Red & White
Arena: Saint Martin's Pavilion
Capacity: 4,700; Year Built: 1965
AD: Bob Grisham
SID: Nykki Schele

ST. MARY'S (CAL.)

Moraga, CA 94575 I

Coach: Paul Thomas, Wayne St. (Neb.) 1986

2006-07 RESULTS (14-14)

56	California	71
69	Miami (Fla.) ■	68
100	Cal St. Northridge ■	91
64	Missouri ■	79
61	Utah St. ■	67
53	Oregon	79
67	Pacific ■	75
57	San Diego St.	62
79	A&M-Corpus Christi	96
77	Cal Poly †	64
74	Eastern Wash. ■	66
71	Sacramento St.	59
95	Toledo ■	73
71	Santa Clara ■	84
74	Portland	52
49	Gonzaga	85
84	San Francisco ■	77
53	San Diego ■	85
64	Loyola Marymount	59
73	Pepperdine	76
76	Santa Clara	61
68	Gonzaga ■	78
72	Portland ■	66
61	San Francisco	51
51	San Diego	47
70	Pepperdine ■	64
61	Loyola Marymount ■	76
67	Pepperdine †	71

Nickname: Gaels
Colors: Navy Blue & Red
Arena: McKeon Pavilion
Capacity: 3,500; Year Built: 1978
AD: Mark Orr
SID: Rich Davi

ST. MARY'S (IND.)

Notre Dame, IN 46556-5001 III

Coach: Jennifer Henley, Ohio Northern 1997

2006-07 RESULTS (12-13)

48	Wheaton (Ill.)	68
67	Wis.-Whitewater †	70
72	Anderson (Ind.) ■	69
53	Manchester ■	56
42	Hope	67
62	Washington-St. Louis †	66
61	Carthage	63
56	Adrian	48
72	Alma ■	60
66	Ind.-South Bend	67
83	Tri-State ■	79
63	Olivet	82
52	Calvin ■	53
72	Kalamazoo ■	40
68	Albion	71
84	Adrian ■	72
66	Alma	58
83	Tri-State	66
81	Olivet ■	72
44	Calvin	75
62	Kalamazoo	60
71	Albion ■	63
71	Hope ■	79
66	Alma ■	54
52	Hope	71

Nickname: Belles
Colors: Navy & White
Arena: Angela Athletic Facility
Capacity: 2,200; Year Built: 1977
AD: Lynn Kachmarik
SID: Stephen Hinkel

ST. MARY'S (MD.)

St. Mary's City, MD 20686 III

Coach: Nan Hambrose, Rowan 1994

2006-07 RESULTS (12-13)

61	Arcadia ■	52
73	Chris. Newport ■	67
57	Rowan ■	46
49	McDaniel	74
60	Catholic	66
57	Marymount (Va.) ■	59
50	Messiah	84
56	Neumann	46
56	Chris. Newport	66
72	Meredith	47
62	York (Pa.)	66
80	Salisbury ■	84
71	Gallaudet	42
49	Mary Washington ■	75
51	Goucher	42
43	Catholic ■	39
50	Marymount (Va.)	60
63	Richard Stockton	73
63	York (Pa.) ■	72
71	Salisbury	64
52	Gallaudet ■	28
64	Villa Julie	54
43	Mary Washington	72
69	Goucher ■	57
53	York (Pa.)	74

Nickname: Seahawks
Colors: Navy Blue & Old Gold
Arena: Athletics and Recreation Center Arena
Capacity: 1,200; Year Built: 2005
AD: Scott Devine
SID: Shawne McCoy

ST. MARY'S (MINN.)

Winona, MN 55987-1399 III

Coach: Shawn Stimmel, Coe 1998

2006-07 RESULTS (7-18)

56	Willamette †	43
38	Lewis & Clark	52
52	Martin Luther ■	42
35	St. Thomas (Minn.)	86
54	St. Benedict ■	77
54	Macalester ■	46
50	Hamline	90
45	St. Olaf ■	63
43	Gust. Adolphus ■	74
56	St. Catherine ■	71
53	Carleton	63
73	Augsburg ■	59
42	Bethel (Minn.) ■	53
42	Concordia-M'head	64
59	St. Thomas (Minn.) ■	50
49	St. Benedict	65
47	Macalester	64
56	Hamline ■	57
61	St. Olaf	66
32	Gust. Adolphus	68
43	St. Catherine	91
57	Carleton ■	51
58	Augsburg	45
56	Bethel (Minn.)	65
64	Concordia-M'head ■	70

Nickname: Cardinals
Colors: Red & White
Arena: St. Mary's Fieldhouse
Capacity: 2,400
AD: Nikki Fennern
SID: Donny Nadeau

ST. MARY'S (TEX.)

San Antonio, TX 78228-8572 II

Coach: Jason Martens, Bethel (Tenn.) 2000

2006-07 RESULTS (12-16)

53	Central Mo. ■	52
66	Fort Hays St. ■	70
64	Southeastern Okla. ■	79
67	Tex. A&M-Kingsville	69
54	Tex. A&M-Commerce †	72
43	Angelo St.	72
60	Abilene Christian	74
61	Northwest Mo. St.	73
63	Mo. Western St.	71
57	East Central	52
40	Northeastern St. ■	57
66	Southwestern (Ariz.) ■	60
72	Okla. Panhandle ■	59
71	Tex. Permian Basin ■	51
63	Incarnate Word ■	69
51	Texas A&M Int'l	61
59	St. Edward's	52
67	Mont. St.-Billings	69
58	Lincoln (Mo.)	64
59	Incarnate Word	58
57	Mont. St.-Billings ■	59
63	Lincoln (Mo.) ■	44
51	Mont. St.-Billings ■	48
74	Texas A&M Int'l ■	64
68	St. Edward's ■	57
68	Okla. Panhandle	76
70	Tex. Permian Basin	62
64	Mont. St.-Billings †	67

Nickname: Rattlers
Colors: Blue & Gold
Arena: Bill Greehey Arena
Capacity: 3,500; Year Built: 2000
AD: Charlie Migl
SID: Nicole Chavez

ST. MICHAEL'S

Colchester, VT 05439 II

Coach: Jen Niebling, Vermont 1993

2006-07 RESULTS (11-16)

70	Franklin Pierce ■	50
76	C.W. Post ■	62
57	Mass.-Lowell ■	37
55	Pace	63
73	Merrimack	66
51	Southern Conn. St. ■	71
57	American Int'l	58
56	Le Moyne ■	49
40	Bentley	48
64	St. Rose ■	75
66	Phila. Sciences	58
42	Holy Family	67
75	Southern N.H.	66
46	Stonehill ■	62
52	Assumption ■	57
60	St. Anselm	54
67	Merrimack ■	56
61	Mass.-Lowell	58
57	American Int'l ■	68
52	Le Moyne	64
67	St. Rose	83
54	Bentley ■	67
51	Southern Conn. St.	73
73	Bryant ■	78
78	Pace ■	74
69	Franklin Pierce	73
53	Bryant	58

Nickname: Purple Knights
Colors: Purple & Gold
Arena: Ross Sports Center
Capacity: 2,500; Year Built: 1974
AD: Geraldine Knortz
SID: Seth Cole

ST. NORBERT

De Pere, WI 54115 III

Coach: Connie Tilley, Wis.-La Crosse 1974

2006-07 RESULTS (16-8)

76	Rockford	48
59	Simpson †	74
55	Wis.-Eau Claire	63
58	Chicago ■	70
102	Knox ■	45
82	Grinnell ■	62
66	Ripon ■	45
67	Wis.-Oshkosh	60
72	Milwaukee Engr.	48
83	Beloit	57
59	Carroll (Wis.) ■	76
68	Illinois Col.	52
68	Lake Forest	70
88	Monmouth (Ill.) ■	81
77	Illinois Col. ■	41
61	Lawrence	47
70	Ripon	61
75	Knox	38
74	Grinnell	58
54	Beloit ■	62
59	Carroll (Wis.)	60
66	Finlandia ■	45
70	Lawrence ■	68
61	Carroll (Wis.) †	70

Nickname: Green Knights
Colors: Dartmouth Green & Old Gold
Arena: Schuldes Sports Center
Capacity: 2,000; Year Built: 1979
AD: Timothy A. Bald
SID: Dan Lukes

ST. OLAF

Northfield, MN 55057-1098 III

Coach: Pat Buresh, Valley City St. 1975

2006-07 RESULTS (6-19)

42	Va. Wesleyan	67
66	Salisbury †	77
51	Buena Vista	73
57	Hamline ■	70
51	St. Thomas (Minn.)	70
42	Concordia-M'head ■	63
66	Augsburg ■	72
63	St. Mary's (Minn.)	45
46	St. Benedict ■	55
54	Bethel (Minn.) ■	60
56	Macalester	61
63	Carleton ■	75
56	Gust. Adolphus ■	80
66	St. Catherine ■	60
44	Hamline	52
56	St. Thomas (Minn.) ■	50
62	Concordia-M'head	83
55	Augsburg	53
66	St. Mary's (Minn.) ■	61
60	St. Benedict	93
57	Bethel (Minn.)	62
58	Macalester ■	52
62	Carleton	75
44	Gust. Adolphus	58
71	St. Catherine	90

Nickname: Oles
Colors: Black & Old Gold
Arena: Skoglund Athletic Center
Capacity: 3,000; Year Built: 1968
AD: Matt McDonald
SID: Mike Ludwig

ST. PAUL'S

Lawrenceville, VA 23868 II

Coach: Serena King, UNC Greensboro 1998

2006-07 RESULTS (9-20)

93	Pfeiffer ■	102
70	Clark Atlanta	69
62	Paine †	71
55	N.C. Central ■	85
60	Catawba	82
75	Bowie St. ■	63
54	Barton	91
75	Queens (N.C.)	59
63	St. Augustine's	68
73	Cheyney ■	62
61	St. Augustine's ■	71
56	Virginia Union ■	65
86	Fayetteville St.	95
67	Johnson C. Smith ■	56
54	Shaw ■	63
85	Elizabeth City St.	91
67	Fayetteville St. ■	80
66	Livingstone	70
47	Virginia St. ■	49
69	Shaw	93
65	Johnson C. Smith	59
60	Elizabeth City St. ■	83
63	Livingstone ■	77
60	Virginia Union	68
67	Bowie St.	56
71	N.C. Central	91
63	Virginia St.	56
58	Livingstone †	56
61	Elizabeth City St. †	77

Nickname: Tigers
Colors: Black & Orange
Arena: Taylor-Whitehead Gym
Capacity: 1,500; Year Built: 1965
AD: LeRoy Bacote
SID: Tiffani Sykes

ST. PETER'S

Jersey City, NJ 07306 I

Coach: Stephanie DeWolfe, St. Peter's 1997

2006-07 RESULTS (12-18)

76	Long Island	73
67	Holy Cross ■	55
68	Providence	83
61	Monmouth	62
58	Syracuse ■	52
67	NJIT	61
71	Rider ■	51
60	Siena	66
50	Sacred Heart ■	68
65	Ball St. ■	75
38	Tulsa ■	51
56	Niagara ■	52
61	Canisius ■	71
47	Iona	65
70	Fairfield	78
34	Marist	73
51	Siena ■	49
71	Rider	56
75	Manhattan ■	53
58	Marist ■	69
52	Iona ■	47
61	Loyola (Md.)	72
50	Manhattan	72
56	Seton Hall ■	59
64	Niagara	51
70	Canisius	90
54	Fairfield ■	57
53	Loyola (Md.) ■	74
74	Rider †	53
54	Iona †	63

Nickname: Peahens
Colors: Blue & White
Arena: Yanitelli Center
Capacity: 3,200; Year Built: 1975
AD: William A. Stein
SID: Dan Drutz

ST. ROSE

Albany, NY 12203 II

Coach: Karen Haag, Oneonta St. 1984

2006-07 RESULTS (21-9)

85	C.W. Post ■	74
82	Adelphi	59
64	Le Moyne	55
69	American Int'l ■	63
67	Southern N.H. ■	64
80	Merrimack	72
69	Pace ■	64
64	Stonehill	59
66	Franklin Pierce ■	78
68	Southern Conn. St.	86
75	St. Michael's	64
63	Northern Ky. †	74
86	Fla. Southern	82
65	Mass.-Lowell ■	48
76	Bryant	83
64	St. Anselm	52
80	Merrimack ■	65
59	Pace	80
65	Bentley ■	56
63	Le Moyne ■	47
75	Franklin Pierce	67
57	Southern Conn. St. ■	53
83	St. Michael's ■	67
84	Southern N.H.	68
70	Assumption	85
69	St. Anselm ■	57
54	American Int'l	64
78	Bryant ■	73
72	Pace †	78
65	Holy Family †	78

Nickname: Golden Knights
Colors: Gold, White & Black
Arena: Daniel P. Nolan Gymnasium
Capacity: 1,000; Year Built: 2004
AD: Catherine C. Haker
SID: David Alexander

ST. SCHOLASTICA

Duluth, MN 55811-4199 III

Coach: Stacy Deadrick, St. Scholastica 1991

2006-07 RESULTS (10-15)

55	Viterbo †	58
64	Lawrence †	50
98	North Central (Minn.) ■	52
58	Wis.-Stout ■	70
75	Finlandia ■	63
61	Northland ■	66
42	Minn. Duluth	69
61	Wis.-Superior	78
54	Drew †	66
64	Wesleyan (Conn.) †	66
57	Wis.-River Falls ■	50
68	Wis.-Superior ■	75
43	Northwestern (Minn.) ■	55
65	Crown (Minn.) ■	32
80	Presentation	88
61	Minn.-Morris	77
64	Martin Luther	48
78	Bethany Lutheran	61
78	Bethany Lutheran ■	83
70	Martin Luther ■	50
62	Crown (Minn.)	37
58	Northwestern (Minn.)	47
58	Minn.-Morris ■	65
52	Presentation ■	62
53	Northland	61

Nickname: Saints
Colors: Blue & Gold
Arena: Reif Center
Capacity: 1,500; Year Built: 1975
AD: Tony Barrett
SID: Gregg Petcoff

ST. THOMAS (MINN.)

St. Paul, MN 55105 III

Coach: Ruth Sinn, St. Thomas (Minn.) 1984

2006-07 RESULTS (15-11)

60	Chapman †	62
53	Northland †	49
48	Wis.-River Falls	58
86	St. Mary's (Minn.) ■	35
70	St. Olaf ■	51
64	Hamline	78
52	Macalester ■	45
47	Carleton	65
63	Bethel (Minn.)	38
68	Augsburg ■	51
55	Gust. Adolphus ■	67
70	Concordia-M'head	75
68	St. Catherine	53
44	St. Benedict ■	47
50	St. Mary's (Minn.)	59
50	St. Olaf	56
68	Hamline ■	59
67	Macalester	48
63	Carleton ■	60
57	Bethel (Minn.) ■	55
67	Augsburg	61
35	Gust. Adolphus	54
55	Concordia-M'head ■	45
68	St. Catherine ■	59
59	St. Benedict	57
56	Carleton	64

Nickname: Tommies
Colors: Purple & Grey
Arena: Schoenecker Arena
Capacity: 2,200; Year Built: 1982
AD: Stephen J. Fritz
SID: Gene McGivern

ST. THOMAS AQUINAS

Sparkill, NY 10976 II

Coach: Michael McManus, Mercy 1974

2006-07 RESULTS (15-14)

48	Army	87
62	Merrimack	68
62	Concordia (N.Y.) ■	36
78	Queens (N.Y.) ■	58
62	NYIT	64
78	Adelphi ■	74
61	Robert Morris-Chicago ■	67
60	Bridgeport ■	57
50	Southern N.H. †	58
38	Pace	83
43	Wilmington (Del.)	61
72	Dist. Columbia ■	53
76	Dowling	71
68	C.W. Post ■	82
81	Mercy	52
77	New Haven ■	73
87	Concordia (N.Y.)	64
65	Molloy	76
68	Queens (N.Y.)	61
60	NYIT ■	58
49	Adelphi	75
56	Bridgeport	66
65	Dowling ■	62
50	C.W. Post	78
80	Mercy ■	53
72	Molloy ■	70
60	New Haven	74
59	Bridgeport ■	50
71	New Haven †	86

Nickname: Spartans
Colors: Maroon & Gold
AD: Gerald Oswald
SID: Michael McManus

SALEM INT'L

Salem, WV 26426 II

Coach: Romeo Lagmay Jr., Cal St. Dom. Hills 1998

2006-07 RESULTS (12-16)

57	Central St. (Ohio)	80
54	Fairmont St. †	90
60	Concord	66
77	Ohio St.-Newark ■	56
56	Bowie St. ■	59
52	Central St. (Ohio) ■	67
56	California (Pa.)	68
47	Wheeling Jesuit	59
62	Seton Hill ■	79
65	Wheeling Jesuit ■	67
79	Shepherd ■	84
28	Charleston (W.V.)	92
43	Fairmont St.	74
67	West Liberty St. ■	58
73	Ohio Valley ■	66
73	Alderson-Broaddus	56
80	West Va. Wesleyan ■	77
87	West Virginia St.	80
72	Davis & Elkins	58
60	Glenville St. ■	84
56	Fairmont St. ■	63
73	West Liberty St.	88
77	Concord ■	66
80	Ohio Valley	72
77	Bluefield St. ■	56
78	Shepherd	74
89	West Va. Wesleyan ■	75
48	Glenville St. †	68

Nickname: Tigers
Colors: Kelly Green, Black & White
Arena: T. Edward Davis Gymnasium
Capacity: 1,620
AD: Clark Maloney
SID: Patrick McGinnis

SALEM ST.

Salem, MA 01970 III

Coach: Tim Shea, Assumption 1972

2006-07 RESULTS (17-11)

77 Springfield ■ 71
65 Williams ■ 62
55 Babson ■ 45
88 Plymouth St. ■ 64
62 Clark (Mass.) 49
43 Tufts ■ 61
78 Gordon 38
55 TCNJ ■ 58
48 Bates ■ 71
79 Endicott ■ 70
67 Southern Me. 88
58 Fitchburg St. 78
65 Westfield St. ■ 44
71 Emmanuel (Mass.) 92
76 Framingham St. 59
57 Mass. Liberal Arts 52
56 Bridgewater St. ■ 63
47 Worcester St. 63
52 Eastern Conn. St. 89
62 Fitchburg St. ■ 72
68 Westfield St. 52
72 Framingham St. ■ 54
86 Mass. Liberal Arts ■ 53
70 Bridgewater St. 54
77 Worcester St. ■ 70
70 Mass. Liberal Arts ■ 47
62 Bridgewater St. † 53
45 Fitchburg St. 66

Nickname: Lady Vikings
Colors: Orange & Blue
Arena: Richard O'Keefe Center
Capacity: 2,200; Year Built: 1976
AD: Tim Shea
SID: Thomas Roundy

SALISBURY

Salisbury, MD 21801-6860 III

Coach: Bridget Benshetler, Hofstra 1986

2006-07 RESULTS (15-11)

62 Maryville (Tenn.) † 71
77 St. Olaf † 66
63 Wesley ■ 59
75 Hood 54
75 York (Pa.) ■ 71
76 Goucher 62
66 Widener ■ 62
67 Gallaudet 45
60 Wm. Paterson 69
87 Keystone † 53
56 King's (Pa.) 78
62 TCNJ ■ 70
44 Mary Washington ■ 81
84 St. Mary's (Md.) 80
51 Catholic ■ 56
56 Marymount (Va.) 62
66 Rowan 56
59 York (Pa.) 73
81 Goucher ■ 70
87 Gallaudet ■ 25
51 Mary Washington 72
64 St. Mary's (Md.) ■ 71
73 Catholic 71
75 Marymount (Va.) ■ 66
75 Catholic ■ 69
58 Mary Washington 79

Nickname: Sea Gulls
Colors: Maroon & Gold
Arena: Maggs Physical Activities Center
Capacity: 2,000; Year Built: 1977
AD: Michael Vienna
SID: Sam Atkinson

SALVE REGINA

Newport, RI 02840-4192 III

Coach: Amanda Van Voorhis, Springfield 1998

2006-07 RESULTS (22-7)

47 Emmanuel (Mass.) 67
51 St. Benedict † 44
51 Eastern Conn. St. ■ 63
74 Anna Maria ■ 50
76 Wheaton (Mass.) 68
38 Medaille † 58
41 Kenyon † 44
41 Suffolk † 44
51 Colby-Sawyer 58
69 Curry ■ 50
64 Regis (Mass.) ■ 43
58 Gordon ■ 41
71 Regis (Mass.) 49
71 Nichols ■ 45
72 Curry 50
60 Roger Williams ■ 40
55 New England 41
66 Roger Williams 49
64 Eastern Nazarene 40
86 New England Col. ■ 62
60 Nichols 53
70 Wentworth Inst. ■ 54
78 Anna Maria 47
65 Eastern Nazarene ■ 22
64 Endicott 62
53 Wentworth Inst. ■ 35
59 Endicott ■ 56
53 Colby-Sawyer 52
67 Emmanuel (Mass.) 80

Nickname: Seahawks
Colors: Blue, Green & White
Arena: Rodgers Recreation Center
Capacity: 550; Year Built: 2000
AD: Del Malloy
SID: Ed Habershaw

SAM HOUSTON ST.

Huntsville, TX 77341 I

Coach: Brenda Welch-Nichols, Sam Houston St. 1989

2006-07 RESULTS (5-24)

81 Texas Southern ■ 65
65 LSU-Shreveport ■ 56
50 SMU 84
56 Texas 84
97 Wiley ■ 76
48 Rice 91
50 Baylor 117
41 New Mexico 77
43 Delaware St. † 57
70 Centenary (La.) ■ 84
48 Albany (N.Y.) ■ 58
43 Texas A&M 93
50 Western Ill. ■ 58
53 Southeastern La. ■ 63
78 Nicholls St. ■ 82
74 McNeese St. 57
49 Lamar 81
66 Stephen F. Austin ■ 96
50 Texas-Arlington ■ 76
60 Texas St. 67
60 UTSA 75
60 A&M-Corpus Christi ■ 72
77 Northwestern St. ■ 66
68 Central Ark. 73
71 Stephen F. Austin 82
56 Texas-Arlington 81
71 Texas St. ■ 79
48 UTSA ■ 65
73 A&M-Corpus Christi 90

Nickname: Bearkats
Colors: Orange & White
Arena: Johnson Coliseum
Capacity: 6,100; Year Built: 1976
AD: Bobby Williams
SID: Paul Ridings

SAMFORD

Birmingham, AL 35229 I

Coach: Mike Morris, Belhaven 1992

2006-07 RESULTS (18-13)

53 Alabama 62
62 Memphis 54
73 Birmingham-So. ■ 66
67 Alabama A&M † 52
60 Centenary (La.) † 36
54 Georgia St. 58
60 Iowa 66
64 Jacksonville St. 59
54 Troy 51
63 Murray St. 77
66 Southeast Mo. St. 70
56 South Carolina 64
66 Tennessee Tech ■ 44
55 Tenn.-Martin ■ 64
67 Jacksonville St. ■ 43
68 Tennessee St. 51
55 Tennessee Tech 62
57 Morehead St. ■ 60
59 Eastern Ky. ■ 56
51 Tenn.-Martin 63
68 Austin Peay 54
64 Murray St. ■ 73
79 Tennessee St. ■ 52
63 Eastern Ill. 41
67 Austin Peay ■ 55
58 Morehead St. 48
62 Eastern Ky. 51
58 Southeast Mo. St. ■ 66
70 Eastern Ill. ■ 49
63 Tennessee Tech ■ 60
51 Southeast Mo. St. † 57

Nickname: Bulldogs
Colors: Red & Blue
Arena: Seibert Hall
Capacity: 4,000; Year Built: 1961
AD: Bob Roller
SID: Joey Mullins

SAN DIEGO

San Diego, CA 92110-2492 I

Coach: Cindy Fisher, Arizona St. 1988

2006-07 RESULTS (21-9)

95 Cal St. Northridge 77
68 UC Riverside ■ 53
76 San Diego St. ■ 46
62 Georgia Tech ■ 59
59 Air Force ■ 55
72 Pacific 67
29 Boise St. 47
37 Long Beach St. ■ 53
74 Cal Poly ■ 69
66 Cal St. Bakersfield ■ 63
47 Cal St. Fullerton ■ 36
76 Holy Cross ■ 53
45 Texas ■ 73
61 Southern Utah 50
52 San Francisco ■ 45
73 Pepperdine ■ 71
50 Loyola Marymount ■ 49
71 Santa Clara 52
85 St. Mary's (Cal.) 53
74 Portland ■ 66
82 Gonzaga ■ 87
66 San Francisco 60
69 Loyola Marymount 60
50 Pepperdine 51
77 Santa Clara ■ 52
47 St. Mary's (Cal.) ■ 51
58 Gonzaga 71
81 Portland 75
69 San Francisco † 80
63 UC Santa Barb. ■ 75

Nickname: Toreros
Colors: Columbia Blue, Navy & White
Arena: Jenny Craig Pavilion
Capacity: 5,100; Year Built: 2000
AD: Ky Snyder
SID: Chris Loucks

SAN DIEGO ST.

San Diego, CA 92182 I

Coach: Beth Burns, Ohio Wesleyan 1979

2006-07 RESULTS (12-16)

62 Nevada ■ 68
59 UC Davis ■ 52
46 San Diego 76
44 Utah Valley St. 75
55 Southern Utah 52
74 Wichita St. ■ 73
70 Cal Poly ■ 68
62 St. Mary's (Cal.) ■ 57
64 Pepperdine ■ 53
63 Brown ■ 52
42 George Washington ■ 76
48 Utah 51
54 UNLV 71
60 Air Force ■ 51
47 Wyoming 71
75 Colorado St. ■ 66
49 BYU ■ 54
57 TCU 83
46 New Mexico 76
71 Utah ■ 66
67 UNLV ■ 54
52 Air Force 60
55 Wyoming ■ 47
56 Colorado St. 67
41 BYU 65
61 TCU ■ 78
48 New Mexico ■ 67
44 Wyoming † 56

Nickname: Aztecs
Colors: Scarlet & Black
Arena: Cox Arena at Aztec Bowl
Capacity: 12,414; Year Built: 1997
AD: Jeffrey W. Schemmel
SID: Peggy Curtin

SAN FRANCISCO

San Francisco, CA 94117-1080 I

Coach: Tanya Haave, Tennessee 1984

2006-07 RESULTS (10-21)

56 Colorado 62
58 Wyoming 71
62 Colorado St. ■ 51
59 Miami (Fla.) ■ 69
67 Southern Ill. ■ 60
47 Delaware ■ 71
53 San Jose St. 48
38 Cal Poly 60
58 Boise St. ■ 80
48 Fresno St. 55
69 Cal St. Fullerton 72
67 Florida St. ■ 64
49 Hawaii 70
63 Columbia † 51
65 Nevada ■ 55
45 San Diego 52
64 Loyola Marymount ■ 70
77 Pepperdine ■ 65
77 St. Mary's (Cal.) 84
83 Santa Clara 89
53 Gonzaga ■ 58
61 Portland ■ 64
60 San Diego ■ 66
64 Pepperdine 60
52 Loyola Marymount 65
51 St. Mary's (Cal.) ■ 61
64 Santa Clara ■ 58
52 Portland 54
37 Gonzaga 57
80 San Diego † 69
38 Gonzaga † 59

Nickname: Lady Dons
Colors: Green & Gold
Arena: War Memorial Gym.
Capacity: 5,300; Year Built: 1958
AD: Debra Gore-Mann
SID: Kyle McRae

SAN FRAN. ST.

San Francisco, CA 94132 II

Coach: Joaquin Wallace, San Fran St. 1989

2006-07 RESULTS (7-20)

40	UC Davis	74
67	Seattle Pacific	72
34	Seattle †	57
50	Central Wash.	79
54	Cal St. Bakersfield ■	86
75	Cal St. L.A. ■	62
64	Seattle ■	71
79	Cal St. Monterey Bay	74
66	Cal Poly Pomona ■	59
62	Cal St. San B'dino ■	69
68	Humboldt St.	81
51	Sonoma St.	76
50	Cal St. Chico	80
72	Cal St. Stanislaus	64
71	UC San Diego ■	91
52	Cal St. Dom. Hills ■	67
69	Cal St. L.A.	56
65	Cal St. Bakersfield	81
73	Cal St. Monterey Bay ■	85
41	Cal St. San B'dino	43
74	Cal Poly Pomona	69
61	Sonoma St. ■	74
49	Humboldt St. ■	53
76	Cal St. Stanislaus ■	61
62	Cal St. Chico ■	79
50	Cal St. Dom. Hills	59
61	UC San Diego	83

Nickname: Gators
Colors: Purple & Gold
Arena: SFSU Main Gym
Capacity: 2,000; Year Built: 1949
AD: Michael J. Simpson
SID: Joe Danahey

SAN JOSE ST.

San Jose, CA 95192 I

Coach: Janice Richard, Louisiana Col. 1986

2006-07 RESULTS (5-27)

52	Cal St. Fullerton ■	69
63	Cal St. Northridge ■	66
59	Cal Poly	71
63	Milwaukee †	66
56	Bradley †	72
48	San Francisco ■	53
71	Arkansas St. †	90
62	Harvard †	83
61	Washington St. ■	72
57	Colorado St.	76
61	North Dakota St.	69
63	South Dakota St.	98
65	Pacific	56
59	Santa Clara ■	71
52	Louisiana Tech ■	65
48	New Mexico St. ■	59
36	Fresno St.	61
47	Nevada	74
63	Fresno St. ■	70
50	Utah St.	58
57	Hawaii ■	56
53	New Mexico St.	79
64	Idaho ■	72
65	Utah St. ■	57
61	Louisiana Tech	71
59	Boise St.	82
52	Nevada ■	70
68	Boise St. ■	60
53	Hawaii	64
66	Idaho	69
72	Idaho †	66
64	Boise St. †	81

Nickname: Spartans
Colors: Gold, White & Blue
Arena: The Event Center
Capacity: 5,000; Year Built: 1989
AD: Thomas Bowen
SID: Kirk Mueller

SANTA CLARA

Santa Clara, CA 95053 I

Coach: Michelle Bento-Jackson, Fresno St. 1992

2006-07 RESULTS (13-17)

76	Long Beach St.	67
83	Miami (Fla.) ■	85
73	Cal Poly ■	54
67	Boise St.	65
63	BYU	77
80	Washington St. ■	72
56	Stanford	88
67	Cal St. Northridge	79
80	Fresno St. ■	73
74	Pacific ■	67
52	Kansas St.	76
68	Kansas	78
72	Montana ■	98
73	Toledo ■	64
71	San Jose St.	59
84	St. Mary's (Cal.)	71
73	Gonzaga	78
81	Portland	71
52	San Diego ■	71
89	San Francisco ■	83
69	Pepperdine	60
52	Loyola Marymount	67
61	St. Mary's (Cal.) ■	76
90	Portland ■	73
68	Gonzaga ■	79
52	San Diego	77
58	San Francisco	64
56	Loyola Marymount ■	65
69	Pepperdine ■	77
49	Loyola Marymount †	65

Nickname: Broncos
Colors: Red & White
Arena: Leavey Center
Capacity: 4,500; Year Built: 1975
AD: Daniel P. Coonan
SID: Aaron Juarez

SAVANNAH ST.

Savannah, GA 31404 I

Coach: Cedric Baker, Voorhees 1990

2006-07 RESULTS (12-17)

79	Allen	60
75	Charleston So. ■	66
79	Tennessee St. ■	65
59	South Carolina St.	65
59	Mercer ■	50
48	Alabama	102
46	Georgia St.	90
47	South Carolina St. ■	45
54	Georgia ■	75
48	James Madison	77
50	Georgetown	77
70	Tennessee St.	76
65	Mercer	44
66	Kennesaw St. †	74
62	Birmingham-So. ■	80
54	Charleston So.	74
51	Coastal Caro.	71
40	Longwood	55
58	Winston-Salem ■	66
52	Col. of Charleston	69
63	Bethune-Cookman ■	43
87	Birmingham-So.	86
51	La.-Lafayette	82
66	Coastal Caro. ■	62
64	Mississippi St.	92
56	Longwood ■	41
78	Morris ■	65
60	Winston-Salem	80
93	Allen ■	28

Nickname: Lady Tigers
Colors: Reflex Blue & Orange
Arena: Tiger Arena
Capacity: 6,000; Year Built: 1999
AD: Robert 'Tony' O'Neal
SID: Opio Mashariki

SCHREINER

Kerrville, TX 78028 III

Coach: Jeanette McKinney, BYU 1983

2006-07 RESULTS (6-19)

64	Texas Lutheran	56
49	Tex.-Pan American	110
83	Texas-Dallas	78
69	Texas-Tyler	72
90	Ozarks (Ark.) ■	99
42	Texas St.	99
56	Southwestern (Tex.) ■	74
66	Louisiana Col.	91
57	Mississippi Col.	69
68	East Tex. Baptist ■	81
74	LeTourneau ■	52
78	Texas Lutheran ■	60
40	Howard Payne ■	74
67	Sul Ross St. ■	50
60	Dallas	72
61	Hardin-Simmons	90
65	McMurry	108
68	Concordia (Tex.) ■	75
74	Mary Hardin-Baylor	87
75	Concordia (Tex.)	88
68	Mary Hardin-Baylor ■	92
71	Hardin-Simmons ■	102
59	McMurry ■	85
29	Howard Payne	90
77	Sul Ross St.	75

Nickname: Mountaineers
Colors: Maroon & White
Arena: Edington Center
Capacity: 3,000; Year Built: 1984
AD: Ronald Macosko
SID: Jeanette McKInney

SCRANTON

Scranton, PA 18510 III

Coach: Michael Strong, Concord 1967

2006-07 RESULTS (27-3)

75	Montclair St. †	62
51	Rochester	69
71	Catholic ■	51
78	King's (Pa.)	57
64	FDU-Florham ■	46
64	Moravian ■	57
72	Baruch	63
59	Kean	57
62	Geneseo St. †	53
65	Western Conn. St. †	36
85	Rutgers-Camden ■	55
54	Stevens Institute ■	37
77	Lycoming ■	48
81	Drew	66
63	Wilkes ■	23
69	DeSales ■	68
49	Mt. St. Mary (N.Y.)	69
72	Delaware Valley	66
76	Drew ■	52
78	King's (Pa.) ■	73
78	FDU-Florham	63
82	Wilkes	33
64	Delaware Valley ■	60
65	Lycoming	39
78	DeSales	71
83	Drew ■	67
79	King's (Pa.) ■	63
64	Lehman ■	43
58	Hamilton ■	52
45	Mary Washington ■	48

Nickname: Lady Royals
Colors: Purple & White
Arena: John Long Center
Capacity: 2,800; Year Built: 1968
AD: Toby Lovecchio
SID: Kevin Southard

SEATTLE

Seattle, WA 98122-1090 II

Coach: Dan Kriley, Seattle Pacific 1992

2006-07 RESULTS (18-9)

74	Notre Dame de Namur †	59
49	Cal St. L.A. †	52
57	San Fran. St. †	34
83	Alderson-Broaddus †	32
61	Western St. ■	50
59	Grand Canyon ■	43
71	San Fran. St.	64
71	Cal St. Monterey Bay	50
75	Hope Int'l ■	57
65	North Dakota ■	74
74	Western Ore. ■	42
56	Western Wash.	77
49	Alas. Anchorage	57
80	Alas. Fairbanks	54
70	St. Martin's	58
75	Northwest Nazarene ■	50
60	Central Wash. ■	46
72	Western Ore.	53
81	Evergreen St. ■	47
59	Seattle Pacific	68
72	Alas. Fairbanks ■	55
38	Alas. Anchorage ■	47
56	Northwest Nazarene	70
76	Western Wash. ■	64
67	St. Martin's ■	68
85	Central Wash.	79
55	Seattle Pacific ■	59

Nickname: Redhawks
Colors: Scarlet & White
Arena: Connolly Center
Capacity: 1,000; Year Built: 1969
AD: Bill J. Hogan
SID: Jason Behenna

SEATTLE PACIFIC

Seattle, WA 98119-1997 II

Coach: Julie van Beek, Northwest Nazarene 1989

2006-07 RESULTS (20-9)

84	Warner Pacific ■	63
59	Azusa Pacific ■	39
72	San Fran. St. ■	67
58	Gonzaga	74
81	Lewis-Clark St. ■	64
49	Sonoma St.	56
56	Cal St. Chico †	61
70	UC San Diego †	60
64	Cal Poly Pomona †	47
58	North Dakota ■	72
71	Central Wash. ■	62
61	Western Ore.	57
82	St. Martin's ■	49
85	Alas. Fairbanks ■	73
68	Alas. Anchorage ■	52
58	Western Wash.	60
106	Dixie St. ■	62
79	Northwest Nazarene ■	56
68	Seattle ■	59
68	St. Martin's	66
70	Central Wash.	80
61	Alas. Anchorage	64
74	Alas. Fairbanks	66
92	Western Ore. ■	48
76	Western Wash. ■	52
63	Northwest Nazarene	65
59	Seattle	55
69	Sonoma St. †	60
60	Cal St. Chico †	75

Nickname: Falcons
Colors: Maroon & White
Arena: Brougham Pavilion
Capacity: 2,650; Year Built: 1953
AD: Tom Box
SID: Frank MacDonald

SETON HALL

South Orange, NJ 07079 I

Coach: Phyllis Mangina, Seton Hall 1981

2006-07 RESULTS (19-12)

50 Kansas † 64
62 Missouri St. † 55
66 Howard ■ 47
61 Massachusetts ■ 70
75 Iona ■ 50
65 Army ■ 54
59 Hartford 53
65 Virginia 85
66 Providence 52
59 Coppin St. ■ 54
79 Central Mich. † 55
51 Lehigh 48
61 Notre Dame ■ 64
67 Louisville 88
58 Connecticut 106
50 Rutgers ■ 62
54 West Virginia 79
58 Cincinnati 57
60 Providence ■ 46
51 Pittsburgh ■ 50
69 Syracuse 59
71 Georgetown ■ 67
56 Villanova ■ 51
59 St. Peter's 56
60 DePaul 85
63 Marquette ■ 58
59 St. John's (N.Y.) ■ 54
51 South Fla. 60
64 South Fla. † 79
60 Dartmouth ■ 39
52 Hofstra 64

Nickname: Pirates
Colors: Blue & White
Arena: Walsh Gymnasium
Capacity: 2,600; Year Built: 1939
AD: Joseph A. Quinlan Jr.
SID: Jeff Mead

SEWANEE

Sewanee, TN 37383-1000 III

Coach: Dickie McCarthy, Georgia 1977

2006-07 RESULTS (9-16)

59 Thomas More † 54
64 Spalding † 56
79 LaGrange 87
61 Ala.-Huntsville 80
71 Oglethorpe ■ 65
60 Emory 63
44 Maryville (Tenn.) 66
61 Southern Poly 59
51 DePauw ■ 82
68 Centre ■ 53
70 Fisk 46
60 Rhodes 70
55 Millsaps 58
80 Huntingdon ■ 63
71 Oglethorpe 85
74 Piedmont ■ 63
55 Trinity (Tex.) 78
65 Southwestern (Tex.) 75
74 Hendrix ■ 79
54 Austin ■ 63
51 Rhodes ■ 53
83 Millsaps ■ 72
47 DePauw 80
56 Centre 63
58 DePauw † 82

Nickname: Tigers
Colors: Purple & White
Arena: Juhan Gym
Capacity: 1,000; Year Built: 1955
AD: Mark Webb
SID: B.B. Branton

SHAW

Raleigh, NC 27601 II

Coach: Jacques Curtis, Savannah St. 1986

2006-07 RESULTS (18-10)

65 St. Augustine's ■ 48
57 Barton ■ 53
81 Fayetteville St. 85
59 Armstrong Atlantic 74
57 N.C. Central 53
67 Clayton St. 82
67 Nova Southeastern 61
58 Shippensburg † 72
85 Adelphi † 60
65 Mount Olive 58
56 Johnson C. Smith 59
62 Elizabeth City St. ■ 87
58 N.C. Central ■ 70
70 Bowie St. 62
51 Virginia St. ■ 50
61 St. Augustine's 58
63 St. Paul's 54
86 Fayetteville St. ■ 55
67 Livingstone 55
74 Virginia Union ■ 41
63 Elizabeth City St. 82
93 St. Paul's ■ 69
65 Bowie St. ■ 39
45 Virginia Union 40
53 Johnson C. Smith ■ 61
68 Virginia St. 55
78 Livingstone ■ 68
47 Johnson C. Smith † 58

Nickname: Lady Bears
Colors: Garnet & White
Arena: Spaulding Gym
Capacity: 1,000; Year Built: 1946
AD: Alfonza L. Carter
SID: Maurice Williams

SHENANDOAH

Winchester, VA 22601 III

Coach: Michelle Guyant-Holloway, Northern Mich. 1997

2006-07 RESULTS (17-9)

81 Pitt.-Greensburg † 77
48 Lebanon Valley 46
69 Mary Washington 80
59 Notre Dame (Md.) 53
71 Meredith ■ 51
69 Rochester Inst. ■ 64
83 Trinity (D.C.) ■ 71
61 East. Mennonite ■ 59
57 Albright † 67
49 Villa Julie 56
66 Chris. Newport ■ 64
89 N.C. Wesleyan 46
61 Peace 57
93 Averett ■ 80
80 Ferrum ■ 91
65 Greensboro 81
66 Methodist 81
65 Chris. Newport 90
90 N.C. Wesleyan ■ 46
83 Peace ■ 57
52 Ferrum 60
56 Averett 55
73 Greensboro ■ 55
90 Methodist ■ 65
66 Methodist ■ 62
64 Ferrum † 71

Nickname: Hornets
Colors: Red, White & Midnight Blue
Arena: Shingleton Gymnasium
Capacity: 680; Year Built: 1969
AD: John Hill
SID: Scott Musa

SHEPHERD

Shepherdstown, WV 25443-3210 II

Coach: Jodie Runner, West Virginia 1993

2006-07 RESULTS (18-11)

77 Indiana (Pa.) † 81
60 California (Pa.) 73
74 Shippensburg ■ 63
78 Columbia Union 53
78 Davis & Elkins 56
71 Cheyney 52
76 Columbia Union ■ 68
69 Ohio Valley 54
84 Salem Int'l 79
94 West Liberty St. ■ 87
70 Wheeling Jesuit ■ 55
47 Dist. Columbia 67
59 Fairmont St. 70
71 Charleston (W.V.) ■ 72
68 West Virginia St. ■ 48
59 Concord 73
67 Bluefield St. 52
46 Glenville St. ■ 73
68 West Va. Wesleyan ■ 56
99 Dist. Columbia ■ 69
66 Alderson-Broaddus 47
59 Fairmont St. ■ 46
55 West Liberty St. 77
72 Wheeling Jesuit 75
83 Pitt.-Johnstown ■ 74
74 Salem Int'l ■ 78
90 Ohio Valley ■ 55
97 Ohio Valley ■ 79
58 Charleston (W.V.) † 65

Nickname: Rams
Colors: Blue & Gold
Arena: Butcher Athletic Center
Capacity: 3,000; Year Built: 1989
AD: Karl Wolf
SID: Chip Ransom

SHIPPENSBURG

Shippensburg, PA 17257 II

Coach: Kristy Trn, Shippensburg 1993

2006-07 RESULTS (17-11)

48 St. Andrews ■ 54
65 Assumption ■ 60
63 Shepherd 74
85 Charleston (W.V.) ■ 71
75 Pitt.-Johnstown 85
93 Kutztown 72
75 East Stroudsburg 87
77 West Va. Wesleyan 68
87 Bloomsburg ■ 61
70 Mansfield ■ 46
72 Shaw † 58
61 Bentley † 68
78 West Chester 50
68 Millersville 59
63 Edinboro 55
74 Cheyney ■ 46
69 Lock Haven 63
69 Clarion ■ 63
58 California (Pa.) 62
69 Slippery Rock ■ 56
72 Indiana (Pa.) ■ 83
53 Edinboro ■ 65
57 Lock Haven ■ 66
79 Clarion 64
79 Slippery Rock 65
79 California (Pa.) ■ 68
82 Indiana (Pa.) 83
65 California (Pa.) 79

Nickname: Lady Raiders
Colors: Red & Blue
Arena: Heiges Field House
Capacity: 2,768; Year Built: 1970
AD: Roberta Page
SID: Jason Eichelberger

SIENA

Loudonville, NY 12211-1462 I

Coach: Gina Castelli, Canisius 1986

2006-07 RESULTS (10-20)

60 St. Bonaventure 80
52 Albany (N.Y.) ■ 72
46 Long Island ■ 78
82 Western Ill. † 65
39 New Mexico 78
66 Drexel ■ 69
44 George Mason 61
54 Maryland 93
42 Manhattan ■ 52
66 St. Peter's ■ 60
67 Bucknell ■ 79
56 Vermont 75
53 Loyola (Md.) 60
77 Iona 81
57 Fairfield ■ 52
54 Loyola (Md.) ■ 71
64 Canisius ■ 54
49 St. Peter's 51
46 Marist 58
87 Rider ■ 55
68 Niagara 72
59 Canisius 58
72 Iona ■ 58
47 Marist ■ 68
52 Rider 55
57 Fairfield 74
78 Niagara ■ 65
71 Manhattan 57
56 Fairfield † 55
59 Marist † 71

Nickname: Saints
Colors: Green & Gold
Arena: Alumni Recreation Center
Capacity: 4,000; Year Built: 1974
AD: John M. D'Argenio
SID: Stephen Dombroski

SIMMONS

Boston, MA 02115 III

Coach: Anthony Price, Worcester St. 1997

2006-07 RESULTS (9-15)

51 Westfield St. † 64
84 Plymouth St. 94
77 Gordon ■ 67
66 Newbury 31
63 Mass.-Dartmouth 79
50 Tufts 82
62 Ramapo † 56
26 Howard Payne † 93
43 Roger Williams ■ 75
60 Mitchell ■ 55
32 Brandeis ■ 64
83 Pine Manor ■ 69
43 Suffolk ■ 55
70 Lesley ■ 49
36 Emerson 52
55 Norwich ■ 60
59 Daniel Webster 46
38 Western New Eng. ■ 58
55 St. Joseph (Conn.) 60
51 Emmanuel (Mass.) ■ 72
69 Albertus Magnus 61
72 Rivier ■ 62
44 Johnson & Wales (R.I.) 51
37 Norwich 54

Nickname: Sharks
Colors: Navy & Gold
Arena: Holmes Sports Center
Capacity: 700; Year Built: 1989
AD: Ali Kantor
SID: Sean Tainsh

SIMPSON

Indianola, IA 50125 III

Coach: Brian Niemuth, Grand View 1988

2006-07 RESULTS (23-7)

103	Maryville (Mo.) †	64
74	St. Norbert †	59
62	Carroll (Wis.) †	57
77	Wis.-La Crosse	73
71	Loras ■	46
62	Grand View ■	46
80	William Penn ■	53
67	Suffolk †	53
72	Pt. Loma Nazarene	73
85	Medaille †	82
79	Buena Vista	84
78	Dubuque	65
69	Wartburg ■	46
42	Luther	66
78	Central (Iowa)	69
81	Coe ■	53
62	Cornell College ■	49
65	Wartburg	45
93	Central (Iowa) ■	47
55	Luther ■	61
70	Loras	73
69	Cornell College	41
90	Buena Vista ■	55
74	Coe	52
77	Dubuque ■	56
74	Coe ■	64
64	Loras	72
91	Wis.-Stout	86
81	Wheaton (Ill.) †	58
58	New York U.	76

Nickname: Storm
Colors: Red & Gold
Arena: Cowles Fieldhouse
Capacity: 3,000; Year Built: 1976
AD: John Sirianni
SID: Matt Turk

SKIDMORE

Saratoga Springs, NY 12866 III

Coach: Darren Bennett, Springfield 1985

2006-07 RESULTS (12-13)

84	York (N.Y.) ■	38
72	Ithaca ■	62
58	Russell Sage	47
61	Hartwick ■	73
48	Middlebury	64
71	Western New Eng. ■	68
59	Amherst ■	73
59	St. Joseph (Vt.)	51
73	Daniel Webster †	39
45	Union (N.Y.) ■	65
44	Vassar	50
51	Rensselaer	66
66	Potsdam St. ■	65
61	William Smith ■	73
56	Hamilton ■	74
65	Green Mountain	56
47	St. Lawrence	61
50	Clarkson	66
74	Union (N.Y.)	48
35	Hamilton	57
57	William Smith	55
50	Rensselaer ■	57
76	Vassar ■	69
68	Clarkson ■	43
49	St. Lawrence ■	64

Nickname: Thoroughbreds
Colors: Green, White & Gold
Arena: Sports Recreation Ctr.
Capacity: 1,500; Year Built: 1982
AD: Gail Cummings-Danson
SID: Bill Jones

SLIPPERY ROCK

Slippery Rock, PA 16057 II

Coach: Laurel Heilman, Slippery Rock 1986

2006-07 RESULTS (9-17)

56	Bellarmine	76
65	Fayetteville St. †	81
99	Mercyhurst ■	53
64	Gannon ■	71
63	West Chester ■	69
46	Millersville ■	41
50	Pitt.-Johnstown	56
63	Kutztown ■	51
67	East Stroudsburg ■	72
52	Fairmont St.	44
48	Concord †	62
60	Cheyney	55
55	Lock Haven ■	71
67	Bloomsburg	52
48	Mansfield	56
64	Edinboro	61
62	Indiana (Pa.) ■	59
56	Shippensburg	69
58	California (Pa.)	60
62	Clarion ■	63
55	Lock Haven	64
52	Edinboro ■	43
65	Indiana (Pa.)	94
65	Shippensburg ■	79
67	California (Pa.) ■	70
74	Clarion	76

Nickname: The Rock
Colors: Green & White
Arena: Morrow Field House
Capacity: 3,000; Year Built: 1962
AD: Paul A. Lueken
SID: Bob McComas

SMITH

Northampton, MA 01063 III

Coach: Liz Feeley, Lehigh 1986

2006-07 RESULTS (3-22)

52	Me.-Fort Kent †	53
51	Bowdoin	98
40	Elms	42
46	Trinity (Conn.) ■	57
49	Haverford	47
45	Swarthmore †	51
41	Vassar †	53
43	Middlebury ■	54
47	Amherst ■	58
36	Westfield St.	48
60	Babson	74
43	Coast Guard	61
63	Connecticut Col. ■	66
42	Clark (Mass.)	62
44	Mount Holyoke ■	64
41	WPI	51
44	Springfield	63
57	Wellesley ■	55
51	Coast Guard ■	76
42	Wheaton (Mass.)	69
46	Clark (Mass.) ■	67
55	Springfield ■	66
48	Mount Holyoke	61
43	MIT ■	41
28	WPI	54

Nickname: Pioneers
Colors: Yellow, White & Navy
Arena: Ainsworth Gymnasium
Capacity: 1,000; Year Built: 1977
AD: Lynn Oberbillig
SID: Carole Grills

SONOMA ST.

Rohnert Park, CA 94928-3609 II

Coach: Mark Rigby, Sonoma St. 1995

2006-07 RESULTS (14-13)

71	Regis (Colo.) †	75
44	Tarleton St. †	49
57	Cal Poly Pomona	63
68	Cal St. San B'dino	51
56	Seattle Pacific ■	49
56	Western Wash. ■	64
55	Humboldt St. ■	51
49	Humboldt St.	74
51	Cal St. Dom. Hills ■	56
70	UC San Diego ■	76
67	Cal St. Monterey Bay ■	49
76	San Fran. St. ■	51
56	Cal St. Bakersfield	66
67	Cal St. L.A.	55
49	Cal St. Chico ■	50
68	Cal St. Stanislaus ■	57
49	Cal St. San B'dino ■	40
49	Cal Poly Pomona ■	33
59	UC San Diego	66
63	Cal St. Dom. Hills	59
74	San Fran. St.	61
66	Cal St. Monterey Bay	62
61	Cal St. L.A. ■	42
60	Cal St. Bakersfield ■	68
89	Cal St. Stanislaus	72
68	Cal St. Chico	71
60	Seattle Pacific †	69

Nickname: Seawolves
Colors: Navy, Blue & White
Arena: Seawolf Gym
Capacity: 1,800; Year Built: 1964
AD: William J. Fusco
SID: Brandon Bronzan

SOUTH ALA.

Mobile, AL 36688 I

Coach: Rick Pietri, South Ala. 1987

2006-07 RESULTS (14-16)

56	Spring Hill ■	44
55	Tulsa	60
92	Belhaven ■	71
63	Col. of Charleston †	51
41	Long Island	56
48	Ga. Southern	54
50	Florida ■	62
60	Southern Ill. ■	59
61	Southern U.	46
58	Middle Tenn. ■	93
55	Western Ky.	72
57	Stetson	50
57	Arkansas St.	69
41	Florida Int'l ■	56
69	Fla. Atlantic ■	57
69	Troy	56
44	Ark.-Little Rock ■	37
61	La.-Lafayette	69
34	Denver	54
56	La.-Monroe ■	61
72	North Texas ■	57
55	New Orleans	39
58	Middle Tenn.	86
65	Western Ky. ■	68
73	Arkansas St. ■	78
56	Florida Int'l	46
55	Fla. Atlantic	58
56	Troy ■	44
52	North Texas ■	44
52	Middle Tenn. †	79

Nickname: Jaguars
Colors: Red, White & Blue
Arena: Mitchell Center
Capacity: 10,000; Year Built: 1999
AD: Joseph E. Gottfried
SID: Kevin Beasley

SOUTH CAROLINA

Columbia, SC 29208 I

Coach: Susan Walvius, Virginia Tech 1986

2006-07 RESULTS (18-15)

78	East Tenn. St. ■	53
57	Penn St.	68
117	N.C. A&T ■	63
80	Clemson ■	48
77	Mercer ■	30
68	La.-Lafayette ■	83
41	North Carolina St.	53
77	Fordham ■	38
51	Oklahoma ■	78
87	High Point ■	49
85	South Carolina St. ■	42
64	Samford ■	56
75	UNC Wilmington	42
75	Winthrop ■	30
55	Kentucky	59
54	Stanford	69
66	Vanderbilt ■	67
95	Alabama ■	35
57	Mississippi	76
73	Mississippi St.	87
79	Florida ■	51
66	Kentucky ■	56
36	Tennessee	72
46	LSU ■	49
74	Arkansas	69
57	Georgia	81
70	Auburn ■	61
65	Vanderbilt	83
72	Mississippi St. ■	66
65	Auburn †	63
63	Tennessee †	81
81	Hartford ■	40
59	Hofstra ■	64

Nickname: Gamecocks
Colors: Garnet & Black
Arena: Colonial Center
Capacity: 18,000; Year Built: 2003
AD: Eric C. Hyman
SID: Gavin Lang

S.C.-AIKEN

Aiken, SC 29801 II

Coach: Michael Brandt, Sterling (Kan.) 1986

2006-07 RESULTS (20-9)

72	Coker	34
74	Catawba †	63
70	Mars Hill †	71
57	GCSU	71
80	Voorhees ■	31
72	Claflin ■	65
56	Augusta St.	66
65	Claflin	47
77	Converse	63
58	Presbyterian	50
61	Winston-Salem	56
53	S.C. Upstate ■	49
69	Augusta St. ■	62
54	UNC Pembroke	66
74	Columbus St.	75
64	Francis Marion	68
69	GCSU ■	68
45	UNC Pembroke ■	55
68	Clayton St.	64
73	Francis Marion ■	44
78	Armstrong Atlantic ■	58
60	North Ga.	71
63	Lander ■	55
81	S.C. Upstate	71
62	Ga. Southwestern	40
57	North Ga. ■	55
62	Lander	53
59	Augusta St. †	49
64	Columbus St. †	70

Nickname: Lady Pacers
Colors: Cardinal, Navy, and White
Arena: The Courthouse

Capacity: 2,500; Year Built: 1977
AD: Douglas R. Warrick
SID: Brad Fields

S.C. UPSTATE

Spartanburg, SC 29303-4999 II

Coach: Tammy George, Charlotte 1993

2006-07 RESULTS (11-17)

80	Converse	50
92	West Liberty St. †	93
63	Tusculum	83
69	Lincoln Memorial	80
76	Limestone	56
76	North Greenville	66
82	Mars Hill ■	87
78	North Greenville ■	49
85	Presbyterian ■	94
56	Lincoln Memorial ■	60
74	Lenoir-Rhyne ■	62
49	S.C.-Aiken	53
88	Ga. Southwestern ■	62
84	Francis Marion ■	45
47	Augusta St.	64
94	North Ga. ■	86
70	Columbus St. ■	62
63	Francis Marion	56
76	GCSU	77
77	North Ga.	82
65	Clayton St. ■	69
62	Lander	75
74	UNC Pembroke ■	71
71	S.C.-Aiken ■	81
74	Armstrong Atlantic	81
72	Lander ■	77
53	UNC Pembroke	71
63	Armstrong Atlantic †	76

Nickname: Spartans
Colors: Green, White & Black
Arena: G.B. Hodge Center Gym
Capacity: 1,535; Year Built: 1973
AD: H. Michael Hall
SID: Bill English

SOUTH CAROLINA ST.

Orangeburg, SC 29117-0001 I

Coach: Tonya Mackey, South Carolina St. 1991

2006-07 RESULTS (7-22)

46	Col. of Charleston	63
56	Jacksonville	66
47	Gardner-Webb	55
65	Savannah St. ■	59
49	UNC Wilmington ■	67
61	N.C. A&T ■	74
49	Winthrop	63
45	Savannah St.	47
42	North Carolina	92
54	Alabama A&M ■	53
42	South Carolina	85
33	Delaware St. ■	42
75	Howard ■	60
53	Md.-East. Shore ■	62
59	Florida A&M	69
77	Bethune-Cookman	56
47	Morgan St.	51
53	Coppin St.	64
66	Hampton ■	71
50	Norfolk St. ■	48
50	Howard	85
63	Md.-East. Shore	72
65	Florida A&M ■	51
68	Bethune-Cookman ■	55
56	Morgan St. ■	75
47	Coppin St. ■	64
54	Hampton	63
55	Norfolk St.	68
74	Howard †	77

Nickname: Lady Bulldogs
Colors: Garnet & Blue
Arena: Smith-Hammond-Middleton
Capacity: 3,200; Year Built: 1968
AD: Charlene M. Johnson
SID: Bill Hamilton

SOUTH DAKOTA

Vermillion, SD 57069-2390 II

Coach: Chad Lavin, South Dakota 1978

2006-07 RESULTS (22-9)

90	Chadron St.	50
76	Colorado Mines	50
67	Regis (Colo.) †	66
97	Colo. Christian	80
45	Neb.-Kearney	73
85	UC-Colo. Springs ■	45
81	St. Mary (Neb.) ■	54
78	Mt. Marty ■	66
71	Wayne St. (Neb.) ■	55
71	Northern St. ■	50
75	Northwest Mo. St. ■	48
92	Upper Iowa †	47
71	Dakota St. †	52
90	Chadron St. ■	46
64	Augustana (S.D.) ■	66
79	North Dakota ■	81
70	Neb.-Omaha	55
71	Minn. Duluth	76
66	Minn. St. Mankato	63
87	Sioux Falls ■	60
68	Neb.-Omaha ■	59
77	Minn. St. Mankato ■	59
71	St. Cloud St. ■	72
60	North Dakota	69
62	Minn. Duluth ■	52
63	Augustana (S.D.)	75
79	St. Cloud St.	57
68	Minn. St. Mankato ■	60
73	Neb.-Omaha ■	58
49	North Dakota	72
74	Concordia-St. Paul †	82

Nickname: Coyotes
Colors: Red & White
Arena: Dakotadome
Capacity: 10,000; Year Built: 1979
AD: Joel Nielsen
SID: Dan Genzler

SOUTH DAKOTA ST.

Brookings, SD 57007 II

Coach: Aaron Johnston, Gust. Adolphus 1996

2006-07 RESULTS (25-6)

72	Middle Tenn.	61
67	Southern California ■	63
85	Southwest Minn. St. ■	51
62	Virginia †	55
53	Baylor †	71
52	Arkansas St.	67
85	Long Beach St. ■	41
53	Kansas	48
72	Southern Ill. ■	59
80	Colorado ■	58
62	Missouri	79
98	San Jose St. ■	63
65	Alabama	54
63	Marquette ■	80
78	UC Davis	61
61	Western Ky.	67
59	Minnesota	58
64	Minn. Duluth ■	51
79	Utah Valley St.	78
64	Tex.-Pan American	52
86	North Dakota St.	45
96	NJIT ■	30
103	IPFW ■	51
78	Tex.-Pan American ■	55
61	Utah Valley St. ■	59
86	North Dakota St. ■	51
70	IPFW	58
72	NJIT	47
61	Illinois St. ■	48
60	Indiana ■	53
59	Wyoming	70

Nickname: Jackrabbits
Colors: Yellow & Blue
Arena: Frost Arena
Capacity: 8,000; Year Built: 1973
AD: Fred M. Oien
SID: Jason Hove

SOUTH FLA.

Tampa, FL 33620 I

Coach: Jose Fernandez, Florida Int'l 1994

2006-07 RESULTS (21-12)

85	Milwaukee ■	59
89	Texas Southern ■	37
94	Ga. Southern ■	65
95	Stetson ■	52
94	St. Francis (N.Y.) ■	61
86	Massachusetts ■	61
96	Florida Int'l ■	73
71	Michigan St.	79
60	Villanova	48
68	Vanderbilt ■	76
72	Jacksonville ■	60
77	Vermont †	62
80	St. Joseph's	76
48	LSU ■	60
67	Cincinnati ■	49
36	Rutgers	62
87	Notre Dame ■	78
74	Louisville ■	58
48	Pittsburgh	73
78	Syracuse	61
79	Georgetown ■	51
74	St. John's (N.Y.) ■	61
65	DePaul	72
65	Pittsburgh ■	69
78	Providence	64
64	West Virginia	73
67	Connecticut ■	81
63	Marquette	75
60	Seton Hall ■	51
79	Seton Hall †	64
54	Connecticut	74
66	Coppin St. ■	49
71	Virginia	73

Nickname: Bulls
Colors: Green & Gold
Arena: USF Sun Dome
Capacity: 10,411; Year Built: 1980
AD: Doug Woolard
SID: Mike Hogan

SOUTHEAST MO. ST.

Cape Girardeau, MO 63701-4799 I

Coach: B.J. Smith, Southwestern (Kan.) 1989

2006-07 RESULTS (24-8)

54	Tulsa	67
64	Central Ark. ■	60
50	Florida St. ■	64
101	Harris-Stowe ■	78
47	Baylor	81
67	Tennessee St.	53
58	Tennessee Tech	59
73	East Tenn. St. ■	68
90	Jacksonville St. ■	83
70	Samford ■	66
61	Buffalo	50
93	Martin Methodist ■	53
64	Eastern Ky.	62
77	Eastern Ill. ■	60
67	Murray St.	61
60	Austin Peay	75
64	Tennessee St. ■	46
77	Tennessee Tech ■	52
58	Morehead St.	68
66	Murray St. ■	63
67	Austin Peay ■	56
54	Tenn.-Martin	63
84	Morehead St. ■	70
73	Eastern Ky. ■	72
63	Eastern Ill.	42
58	Tenn.-Martin ■	52
66	Samford	58
85	Jacksonville St.	50
58	Austin Peay ■	54
57	Samford †	51
62	Murray St. †	60
60	Oklahoma †	74

Nickname: Redhawks
Colors: Red & Black
Arena: Show Me Center
Capacity: 7,000; Year Built: 1987
AD: Donald L. Kaverman
SID: Corey Miggins

SOUTHEASTERN LA.

Hammond, LA 70402 I

Coach: Lori Davis Jones, Southeastern La. 1991

2006-07 RESULTS (17-13)

46	Mississippi	92
67	UCF ■	49
62	Mississippi St.	69
57	Alabama	60
58	Stetson ■	52
79	William Carey ■	64
72	New Orleans	68
71	Richmond †	59
56	Centenary (La.)	39
45	Memphis	60
55	Jackson St. ■	66
60	Mercer ■	42
96	Belhaven ■	49
63	Sam Houston St.	53
53	Stephen F. Austin ■	78
68	Texas St.	65
43	Texas-Arlington	51
82	Nicholls St.	71
55	Central Ark. ■	50
77	Northwestern St. ■	59
69	McNeese St. ■	62
72	Lamar	71
73	UTSA ■	64
46	A&M-Corpus Christi ■	47
77	Nicholls St. ■	59
58	Central Ark.	69
53	Northwestern St.	55
53	McNeese St.	67
58	Lamar ■	59
52	UTSA †	67

Nickname: Lady Lions
Colors: Green & Gold
Arena: SLU University Center
Capacity: 7,500; Year Built: 1982
AD: Dennis Roland
SID: Kemmler Chapple

SOUTHEASTERN OKLA.

Durant, OK 74701-0609 II

Coach: Darin Grover, Oklahoma St. 1995

2006-07 RESULTS (17-10)

66	Southern Ark. ■	57
76	Southwest Baptist †	79
61	Pittsburg St.	46
79	St. Mary's (Tex.)	64
70	St. Edward's ■	61
84	Midwestern St.	65
74	Texas Woman's ■	42
64	Tex. A&M-Kingsville ■	54
69	Southern Ark.	64
65	St. Edward's	59
60	Angelo St.	69
64	Abilene Christian	69
63	Tarleton St.	83
67	West Tex. A&M ■	62
67	Cameron	55
63	Southwestern Okla. ■	51
64	East Central ■	54
79	Tex. A&M-Commerce	82
63	Central Okla.	78
57	Northeastern St. ■	50

80 Cameron ■ 71
65 Southwestern Okla. 64
57 East Central 82
65 Tex. A&M-Commerce ■ 80
77 Central Okla. ■ 49
62 Northeastern St. 71
55 Angelo St. 56

Nickname: Savage Storm
Colors: Blue & Gold
Arena: Bloomer Sullivan Gym
Capacity: 2,000; Year Built: 1956
AD: Jeff Hale
SID: Trey Reed

SOUTHERN ARK.

Magnolia, AR 71754-0000 II

Coach: Sam Biley, Southern Ark. 1978

2006-07 RESULTS (14-14)

57 Southeastern Okla. 66
63 Central Ark. 84
53 Texas Woman's ■ 75
62 West Ga. † 74
58 LeMoyne-Owen † 62
77 West Ala. ■ 67
54 West Ala. 67
46 La.-Monroe 61
64 Southeastern Okla. ■ 69
56 West Fla. 53
67 North Ala. † 52
56 Christian Bros. ■ 48
64 Henderson St. ■ 60
50 Arkansas Tech 62
52 Delta St. 49
70 Ouachita Baptist ■ 60
50 Harding 74
75 Ark.-Monticello ■ 65
65 Christian Bros. 43
79 Henderson St. 68
66 Arkansas Tech ■ 78
67 Dixie St. † 56
50 Delta St. ■ 52
60 Ouachita Baptist 61
86 Harding ■ 82
69 Ark.-Monticello 63
79 North Ala. † 60
41 Delta St. † 57

Nickname: Lady Muleriders
Colors: Royal Blue & Old Gold
Arena: W.T. Watson Athletic Ctr.
Capacity: 2,000; Year Built: 1962
AD: Jay Adcox
SID: Houston Taylor

SOUTHERN CALIFORNIA

Los Angeles, CA 90089-0602 I

Coach: Mark Trakh, Long Beach St. 1981

2006-07 RESULTS (17-13)

85 Long Beach St. ■ 50
63 South Dakota St. 67
58 Ohio St. 77
69 Notre Dame ■ 58
65 Nebraska ■ 72
76 Colorado 57
66 Utah 70
72 Hawaii ■ 52
78 Prairie View ■ 53
65 Houston ■ 42
46 Stanford ■ 62
53 California ■ 62
60 Washington 76
62 Washington St. 56
79 Oregon ■ 71
59 Oregon St. ■ 51
75 UCLA 72
77 Arizona 68
54 Arizona St. 62
65 Washington St. ■ 47
78 Washington ■ 58
68 Oregon St. 65
63 Oregon 73
62 UCLA ■ 55
57 Arizona St. ■ 68
66 Arizona ■ 42
79 California 86
53 Stanford 56
81 Washington † 77
52 Stanford † 67

Nickname: Women of Troy
Colors: Cardinal & Gold
Arena: Galen Center
Capacity: 10,258; Year Built: 2006
AD: Michael Garrett
SID: Darcy Couch

SOUTHERN CONN. ST.

New Haven, CT 06515 II

Coach: Joe Frager, Connecticut 1984

2006-07 RESULTS (34-2)

85 New Haven ■ 62
55 Bentley 53
81 Merrimack 52
76 Le Moyne ■ 47
71 St. Michael's 51
56 Mass.-Lowell ■ 45
52 American Int'l ■ 44
66 C.W. Post 48
86 St. Rose ■ 68
74 Dominican (N.Y.) ■ 48
86 St. Anselm 31
72 Bloomsburg ■ 47
64 Bentley ■ 46
63 Franklin Pierce 51
54 Pace ■ 49
62 Le Moyne 31
72 American Int'l 62
61 Assumption ■ 52
72 Stonehill ■ 47
55 Southern N.H. 35
53 St. Rose 57
82 Merrimack ■ 43
73 St. Michael's ■ 51
87 Mercy ■ 38
58 Pace 64
83 Bryant ■ 63
64 Mass.-Lowell 49
59 Assumption † 42
76 Stonehill † 60
73 Pace † 57
68 New Haven ■ 45
68 Holy Family ■ 51
59 Bentley ■ 49
74 Drury † 54
67 UC San Diego † 53
61 Fla. Gulf Coast † 45

Nickname: Owls
Colors: Blue & White
Arena: James Moore Fieldhouse
Capacity: 2,800; Year Built: 1973
AD: Patricia D. Nicol
SID: Richard Leddy

SOUTHERN ILL.

Carbondale, IL 62901-6620 I

Coach: Dana Eikenberg, Penn St. 1992

2006-07 RESULTS (21-11)

60 Missouri ■ 71
77 Murray St. ■ 68
73 St. Louis ■ 80
60 San Francisco 67
59 Kentucky † 78
54 Austin Peay ■ 41
69 Weber St. 65
59 South Ala. 60
59 South Dakota St. 72
66 Indiana 73
69 Tennessee Tech ■ 62
74 Wichita St. 64
63 Missouri St. 38
72 Illinois St. ■ 84
86 Indiana St. ■ 69
64 Bradley 40
79 UNI 74
63 Creighton ■ 43
59 Drake ■ 57
69 Evansville 55
69 Indiana St. 74
79 Illinois St. 66
55 Bradley ■ 50
49 UNI ■ 46
49 Drake 45
67 Creighton 56
63 Evansville ■ 60
60 Missouri St. ■ 47
72 Wichita St. ■ 39
47 Drake 59
58 Stephen F. Austin ■ 50
46 Kansas St. 72

Nickname: Salukis
Colors: Maroon & White
Arena: SIU Arena
Capacity: 10,014; Year Built: 1964
AD: Mario Moccia
SID: Shalae Schulte

SIU EDWARDSVILLE

Edwardsville, IL 62026-1129 II

Coach: Wendy Hedberg, Western Ill. 1974

2006-07 RESULTS (20-9)

88 Ill.-Springfield ■ 55
86 Fontbonne ■ 50
81 Robert Morris-Springfield ■ 49
71 Bellarmine 61
65 Northern Ky. 64
61 Wis.-Parkside ■ 57
56 Lewis ■ 68
69 Nova Southeastern 68
61 Southwest Baptist † 94
84 Wayne St. (Mich.) ■ 68
77 Ferris St. ■ 64
68 Mo.-Rolla 65
66 Mo.-St. Louis 48
96 Southern Ind. ■ 62
78 Ky. Wesleyan ■ 95
80 St. Joseph's (Ind.) 77
55 Indianapolis 69
64 Drury ■ 66
82 Rockhurst ■ 74
88 Oakland City ■ 58
80 Quincy 75
67 Drury 70
65 Rockhurst 59
59 Quincy ■ 53
81 Southern Ind. 75
51 Mo.-Rolla ■ 71
86 Mo.-St. Louis ■ 71
55 Bellarmine † 68
61 Drury † 76

Nickname: Cougars
Colors: Red & White
Arena: Sam Vadalabene Center
Capacity: 4,000; Year Built: 1984
AD: Bradley Hewitt
SID: Eric Hess

SOUTHERN IND.

Evansville, IN 47712-3534 II

Coach: Rick Stein, Southern Ind. 1992

2006-07 RESULTS (16-12)

47 Central Mo. 58
84 Ill.-Springfield ■ 53
68 Christian Bros. ■ 51
86 Marygrove ■ 56
73 Ky. Wesleyan ■ 66
76 St. Joseph's (Ind.) 70
66 Indianapolis 61
79 Harris-Stowe ■ 59
72 Wayne St. (Mich.) 69
55 Ferris St. † 71
57 Wayne St. (Mich.) † 40
90 Rockhurst ■ 61
73 Drury ■ 63
62 SIU Edwardsville 96
59 Quincy 71
61 Bellarmine ■ 68
56 Northern Ky. ■ 70
72 Lewis 92
75 Wis.-Parkside 58
68 Mo.-St. Louis ■ 52
56 Mo.-Rolla ■ 73
67 Mo.-St. Louis 62
70 Mo.-Rolla 81
75 SIU Edwardsville ■ 81
75 Quincy ■ 68
65 Rockhurst 61
57 Drury 76
48 Lewis † 63

Nickname: Screaming Eagles
Colors: Red, White & Blue
Arena: Physical Activities Ctr.
Capacity: 2,500; Year Built: 1980
AD: Jon Mark Hall
SID: Dan McDonnell

SOUTHERN ME.

Gorham, ME 04038 III

Coach: Gary Fifield, Vermont 1974

2006-07 RESULTS (27-3)

76 Husson ■ 54
57 Me.-Farmington ■ 49
87 Bates 77
45 Bowdoin 60
92 Mass.-Dartmouth ■ 52
71 Colby 57
80 Eastern Conn. St. ■ 59
77 New England ■ 55
66 Clark (Mass.) † 48
61 Mount Holyoke † 48
60 Western Conn. St. 57
75 Rhode Island Col. 63
88 Salem St. ■ 67
77 Keene St. ■ 59
83 Plymouth St. ■ 63
73 Mass.-Dartmouth 61
89 Mass.-Boston ■ 62
73 Eastern Conn. St. 72
70 Husson ■ 57
57 Western Conn. St. ■ 54
78 Plymouth St. 55
67 Rhode Island Col. ■ 57
92 Mass.-Boston 50
50 Keene St. 62
97 Mass.-Dartmouth ■ 59
77 Eastern Conn. St. ■ 61
68 Keene St. ■ 57
68 Williams ■ 62
65 Fitchburg St. ■ 54
56 Calvin † 60

Nickname: Huskies
Colors: Blue, Gold & White
Arena: Warren G. Hill Gymnasium
Capacity: 1,400; Year Built: 1963
AD: Albert D. Bean Jr.
SID: B.L. Elfring

SMU

Dallas, TX 75275 I

Coach: Rhonda Rompola, SMU 1983

2006-07 RESULTS (18-12)

78 UTSA ■ 49
84 Sam Houston St. ■ 50
84 Stephen F. Austin 75
80 Bradley ■ 61
47 Milwaukee ■ 53
71 TCU 83
67 Texas-Arlington ■ 64
70 North Texas ■ 53
58 Arkansas 70
73 Detroit † 50
45 Duke † 75
72 Texas Tech ■ 61
64 Tulsa ■ 54
97 Memphis 65

68 UAB 71
70 UTEP ■ 59
58 Tulane ■ 63
55 Tulsa 74
69 Rice 80
65 Houston 81
73 UCF ■ 47
69 Southern Miss. 65
58 East Caro. ■ 70
65 Marshall ■ 48
64 Rice ■ 50
61 Houston ■ 50
72 Tulane 78
68 UTEP 58
79 UCF † 58
62 East Caro. † 76

Nickname: Mustangs
Colors: Red & Blue
Arena: Moody Coliseum
Capacity: 8,988; Year Built: 1956
AD: Steven Orsini
SID: Claire Schmitt

SOUTHERN MISS.

Hattiesburg, MS 39406-0001 I

Coach: Joye Lee-McNelis, Southern Miss. 1984

2006-07 RESULTS (15-15)

60 Birmingham-So. 70
62 Stephen F. Austin ■ 69
81 Jacksonville St. ■ 61
45 Jackson St. 47
87 Grambling ■ 64
81 Eastern Ky. ■ 76
63 La.-Monroe 64
37 Wisconsin 88
49 Ark.-Little Rock ■ 70
57 Mississippi St. ■ 47
83 Cal Poly † 77
48 A&M-Corpus Christi 63
73 Centenary (La.) ■ 61
58 UCF ■ 57
65 East Caro. 59
83 Marshall 96
76 Memphis ■ 55
72 UAB ■ 54
65 UCF 63
50 Tulane 66
46 UTEP 60
52 Tulsa 56
65 SMU ■ 69
44 Rice ■ 65
63 Houston ■ 51
85 Memphis 59
60 UAB 55
52 East Caro. ■ 68
82 Marshall ■ 44
64 Tulsa 73

Nickname: Golden Eagles
Colors: Black & Gold
Arena: Reed Green Coliseum
Capacity: 8,095; Year Built: 1965
AD: Richard C. Giannini
SID: Shirley Jones-Hill

SOUTHERN N.H.

Manchester, NH 03106-1045 II

Coach: Karen Pinkos, New Hampshire 1988

2006-07 RESULTS (6-21)

70 Bloomfield ■ 47
42 Stonehill 66
58 Le Moyne 66
64 St. Rose 67
48 Pace ■ 76
70 St. Anselm ■ 58
61 American Int'l ■ 76
76 Bryant 70
61 Franklin Pierce 78
73 Assumption 54
68 New Haven ■ 78
58 St. Thomas Aquinas † 50
62 C.W. Post † 64
66 St. Michael's ■ 75
51 Bentley 67
65 St. Anselm 71
49 Franklin Pierce ■ 59
68 Bryant ■ 79
57 Merrimack 77
35 Southern Conn. St. ■ 55
56 Mass.-Lowell 57
59 Assumption ■ 68
68 St. Rose ■ 84
65 Pace 79
54 Mass.-Lowell ■ 62
53 Stonehill ■ 61
69 Le Moyne ■ 49

Nickname: Penmen
Colors: Blue & Gold
Arena: SNHU Fieldhouse
Capacity: 2,000; Year Built: 1980
AD: Joseph R. Polak
SID: Tom McDermott

SOUTHERN U.

Baton Rouge, LA 70813 I

Coach: LaSandra Pugh, Northwestern St. 1987

2006-07 RESULTS (5-22)

50 Marshall 61
51 Kent St. † 85
46 Oklahoma St. 86
46 Oral Roberts 88
23 Texas 71
61 Northwestern St. 66
46 South Ala. ■ 61
44 Kentucky 70
55 Texas Southern ■ 44
69 Prairie View ■ 77
54 Grambling 65
35 Jackson St. 64
51 Ark.-Pine Bluff ■ 56
69 Mississippi Val. ■ 80
61 Alabama St. 57
40 Alabama A&M 56
73 Alcorn St. 75
56 Grambling ■ 53
40 Jackson St. ■ 54
47 Ark.-Pine Bluff 51
58 Mississippi Val. 61
37 Alabama St. ■ 45
57 Alabama A&M ■ 43
68 Alcorn St. ■ 59
56 Texas Southern 60
53 Prairie View 71
49 Prairie View † 80

Nickname: Jaguars
Colors: Columbia Blue & Gold
Arena: Felton G. Clark Center
Capacity: 7,500; Year Built: 1976
AD: Greg LaFleur
SID: Kevin Manns

SOUTHERN UTAH

Cedar City, UT 84720 I

Coach: Steve Hodson, Southern Utah 1978

2006-07 RESULTS (9-20)

38 Oregon St. 60
48 Portland St. 77
52 Portland 64
52 San Diego St. ■ 55
67 Southern Va. ■ 59
44 Northern Ariz. 63
56 UNLV ■ 52
57 New Mexico St. 59
63 Utah Valley St. 74
60 Pacific ■ 62
37 Oklahoma St. 92
62 Western St. ■ 54
50 San Diego ■ 61
48 UMKC 64
63 Centenary (La.) ■ 53
58 Oral Roberts ■ 45
44 IUPUI 56
36 Oakland 83
56 Valparaiso ■ 49
50 Western Ill. ■ 46
51 Chicago St. ■ 42
57 UMKC ■ 48
52 Oral Roberts 60
67 Centenary (La.) 72
52 Oakland ■ 65
37 IUPUI ■ 51
34 Western Ill. 46
47 Valparaiso 65
45 Valparaiso † 60

Nickname: Thunderbirds
Colors: Scarlet & White
Arena: Centrum
Capacity: 5,300; Year Built: 1985
AD: Ken Beazer
SID: Steve Johnson

SOUTHERN VT.

Bennington, VT 05201-9983 III

Coach: LaTanya Collins, Virginia St. 2000

2006-07 RESULTS (4-20)

43 Vassar 73
53 Oberlin † 56
57 Green Mountain 94
49 Gallaudet 78
59 St. Joseph (Vt.) † 70
49 Albany Pharmacy 70
49 Utica 86
52 Mass. Liberal Arts ■ 60
50 Washington (Md.) ■ 76
53 Elmira ■ 84
60 Newbury ■ 46
65 St. Joseph (Vt.) ■ 71
37 Emerson ■ 53
66 Rivier ■ 98
58 Norwich 78
56 Western New Eng. ■ 77
59 Pine Manor 71
69 Daniel Webster 58
72 Wheelock 53
54 Albertus Magnus ■ 56
56 St. Joseph (Conn.) 63
62 Suffolk 79
44 Emmanuel (Mass.) 88
69 Bard ■ 45

Nickname: Mountaineers
Colors: Green, White & Gold
Arena: Health and Recreation Center
Capacity: 300; Year Built: 1991
AD: Matthew Couloute Jr.
SID: Ken Norris

SOUTHWEST BAPTIST

Bolivar, MO 65613 II

Coach: Jim Middleton, Missouri St. 1985

2006-07 RESULTS (15-13)

79 Southeastern Okla. † 76
78 Mo.-St. Louis † 65
74 Rockhurst ■ 62
58 Northeastern St. 57
78 Ark.-Monticello 77
98 Central Methodist ■ 49
83 Northwest Mo. St. ■ 93
102 William Woods ■ 65
94 SIU Edwardsville † 61
54 Barry 57
51 Emporia St. 88
77 Central Mo. ■ 93
86 Fort Hays St. 85
72 Pittsburg St. ■ 68
56 Washburn 88
66 Truman ■ 77
80 Mo. Southern St. ■ 75
75 Mo. Western St. 89
49 Northwest Mo. St. 64
73 Mo. Western St. ■ 83
66 Truman 53
56 Washburn ■ 76
48 Mo. Southern St. 65
71 Fort Hays St. ■ 54
83 Pittsburg St. 80
75 Central Mo. 52
68 Emporia St. ■ 82
53 Washburn † 78

Nickname: Lady Bearcats
Colors: Purple & White
Arena: Meyer Sports Center
Capacity: 3,000; Year Built: 2005
AD: Brent Good
SID: Mike Pitts

SOUTHWEST MINN. ST.

Marshall, MN 56258 II

Coach: Mike Jewett, Augustana (S.D.) 1994

2006-07 RESULTS (7-21)

76 Mayville St. 66
51 South Dakota St. 85
76 Presentation ■ 52
62 Minn.-Crookston ■ 42
66 Bemidji St. ■ 76
77 Mary 85
38 Northern St. 83
78 Alas. Fairbanks 61
62 Alas. Anchorage 70
55 Minn. St. Mankato ■ 73
53 Minn. Duluth ■ 70
43 Augustana (S.D.) 78
63 Upper Iowa ■ 70
56 Winona St. ■ 59
66 Neb.-Omaha 78
60 Wayne St. (Neb.) ■ 65
48 Concordia-St. Paul 94
57 Minn. St. Moorhead 105
68 Bemidji St. 80
65 Minn.-Crookston 53
53 Northern St. ■ 48
66 Mary ■ 72
59 Winona St. 68
69 Upper Iowa 78
59 Wayne St. (Neb.) 72
76 Minn. St. Moorhead ■ 72
67 Concordia-St. Paul ■ 79
56 Concordia-St. Paul 68

Nickname: Mustangs
Colors: Brown & Gold
Arena: R/A Facility
Capacity: 4,000; Year Built: 1996
AD: Chris Hmielewski
SID: Crystal Kruger

SOUTHWESTERN (TEX.)

Georgetown, TX 78627-0770 III

Coach: Pam Ruder, Wis.-Whitewater 1984

2006-07 RESULTS (13-13)

62 Emory 72
87 Meredith † 45
66 Hardin-Simmons ■ 64
74 Dallas 62
73 Millsaps ■ 45
74 Rhodes ■ 77
74 Schreiner 56
66 Hanover ■ 55
56 Mary Hardin-Baylor ■ 60
73 Concordia Chicago ■ 62
45 Wis.-Stout ■ 73
61 Austin 48
62 Hendrix 65
59 Trinity (Tex.) 74
69 Colorado Col. ■ 40
57 Centre 71
48 DePauw 69
68 Oglethorpe ■ 83
75 Sewanee ■ 65
69 Millsaps 58

74 Rhodes 82
69 Trinity (Tex.) ■ 63
58 Dallas ■ 59
56 Austin ■ 62
71 Hendrix ■ 60
67 Oglethorpe † 80

Nickname: Pirates
Colors: Black & Gold
Arena: Corbin Robertson Center
Capacity: 2,500; Year Built: 1995
AD: Glada C. Munt
SID: Jeff Sutton

SOUTHWESTERN OKLA.

Weatherford, OK 73096 II

Coach: Shelly Pond, Southwestern Okla. 1992

2006-07 RESULTS (9-17)

60 Lincoln (Mo.) 54
40 Washburn † 81
56 Emporia St. 90
49 Ouachita Baptist † 46
46 Arkansas Tech 60
50 Eastern N.M. 79
36 West Tex. A&M 68
55 Midwestern St. ■ 61
65 Lincoln (Mo.) ■ 62
58 Arkansas Tech ■ 61
57 Tarleton St. ■ 54
63 Tex. A&M-Kingsville 60
49 Texas Woman's 62
61 Abilene Christian ■ 48
49 East Central ■ 61
51 Southeastern Okla. 63
73 Central Okla. 67
50 Northeastern St. ■ 41
66 Cameron 78
60 Tex. A&M-Commerce ■ 80
61 East Central 73
64 Southeastern Okla. ■ 65
50 Central Okla. ■ 65
47 Northeastern St. 60
63 Cameron ■ 55
41 Tex. A&M-Commerce 82

Nickname: Bulldogs
Colors: Navy Blue & White
Arena: Rankin Williams Fieldhouse
Capacity: 2,400; Year Built: 1957
AD: Cecil Perkins
SID: Justin Tinder

SPELMAN

Atlanta, GA 30314-4399 III

Coach: LaVon Mercer, Georgia 1980

2006-07 RESULTS (8-13)

58 Oglethorpe ■ 85
42 LaGrange 69
43 Huntingdon 54
43 Agnes Scott 53
43 Clark Atlanta 69
61 Piedmont 73
52 Lane ■ 65
51 St. Joseph's (Brkln) ■ 37
42 Agnes Scott ■ 59
62 LaGrange ■ 53
54 Maryville (Tenn.) 70
80 Wesleyan (Ga.) 52
68 Fisk ■ 55
50 Allen ■ 44
41 Maryville (Tenn.) ■ 53
38 Piedmont ■ 69
65 Salem ■ 60
79 Wesleyan (Ga.) ■ 41
66 Bennett ■ 68
73 Huntingdon ■ 54
29 Agnes Scott 62

Nickname: Jaguars
Colors: Columbia Blue & White
AD: Germaine McAuley
SID: Deidtra Reid

SPRINGFIELD

Springfield, MA 01109-3797 III

Coach: Naomi Graves, Rhode Island 1982

2006-07 RESULTS (14-12)

71 Salem St. 77
79 Coast Guard † 53
62 Williams ■ 75
76 Western Conn. St. ■ 65
55 Amherst ■ 57
81 Westfield St. ■ 36
63 Wesleyan (Conn.) 73
71 Colby-Sawyer 63
51 Norwich ■ 60
59 Union (N.Y.) ■ 73
64 WPI 73
45 Mount Holyoke 62
70 Coast Guard ■ 42
88 Babson ■ 95
63 Clark (Mass.) ■ 56
65 MIT 45
63 Smith ■ 44
59 Coast Guard 67
75 Mount Holyoke ■ 68
74 Wellesley ■ 54
54 Western New Eng. 59
71 Worcester St. ■ 65
66 Smith 55
69 Clark (Mass.) 61
73 Wheaton (Mass.) ■ 66
63 Babson ■ 66

Nickname: The Pride
Colors: Maroon & White
Arena: Blake Arena
Capacity: 2,000; Year Built: 1981
AD: Cathie Schweitzer
SID: Steve Raczynski

STANFORD

Stanford, CA 94305-2060 I

Coach: Tara VanDerveer, Indiana 1975

2006-07 RESULTS (29-5)

88 Loyola Marymount ■ 61
52 BYU ■ 55
75 Missouri ■ 60
60 Tennessee 77
69 Georgia 74
88 Santa Clara ■ 56
73 Texas Tech ■ 49
74 Utah ■ 47
62 Southern California 46
68 UCLA 59
86 Arizona ■ 58
77 Arizona St. ■ 71
80 Fresno St. 52
69 California 44
69 South Carolina ■ 54
77 Washington 56
63 Washington St. 55
70 Oregon ■ 48
69 Oregon St. ■ 55
86 Arizona 76
73 Arizona St. 65
84 UC Santa Barb. 59
57 California ■ 72
60 Washington St. ■ 34
80 Washington ■ 54
70 Oregon St. 55
74 Oregon 56
65 UCLA ■ 54
56 Southern California ■ 53
65 Arizona † 55
67 Southern California † 52
62 Arizona St. † 55
96 Idaho St. ■ 58
61 Florida St. ■ 68

Nickname: Cardinal
Colors: Cardinal & White
Arena: Maples Pavilion
Capacity: 7,233; Year Built: 1969
AD: Robert A. Bowlsby
SID: Brian Risso

STATEN ISLAND

Staten Island, NY 10314 III

Coach: Marguerite Gualtieri, Hofstra 1989

2006-07 RESULTS (12-15)

50 Johns Hopkins 81
56 Ferrum † 67
57 Manhattanville ■ 70
79 St. Joseph's (Brkln) ■ 48
87 City Tech ■ 77
76 Brooklyn 60
52 New Paltz St. ■ 61
45 Rutgers-Camden ■ 57
58 Wm. Paterson ■ 81
64 Neumann † 74
40 Clark (Mass.) † 76
68 Medgar Evers 75
80 York (N.Y.) 53
52 Mt. St. Mary (N.Y.) ■ 66
59 Hunter ■ 63
74 Baruch 86
69 CCNY 32
65 City Tech 51
71 Medgar Evers ■ 67
60 Ramapo ■ 57
54 Lehman ■ 56
52 Brooklyn ■ 40
71 York (N.Y.) ■ 58
65 John Jay 76
60 Centenary (N.J.) 52
50 Hunter † 49
63 Baruch † 72

Nickname: Dolphins
Colors: Blue & Maroon
Arena: Sports & Recreation Center
Capacity: 1,200; Year Built: 1995
AD: Jason S. Fein
SID: David Pizzuto

STEPHEN F. AUSTIN

Nacogdoches, TX 75962 I

Coach: Lee Ann Riley, Baylor 1985

2006-07 RESULTS (21-12)

52 Tulane 75
69 Southern Miss. 62
65 Louisiana Tech ■ 55
75 SMU ■ 84
63 Massachusetts † 71
64 St. Francis (N.Y.) † 53
85 Centenary (La.) ■ 48
66 Tulsa ■ 55
75 North Texas ■ 68
73 Alcorn St. 59
66 Ark.-Little Rock 68
54 Arkansas † 75
62 Jackson St. 60
58 Nicholls St. 52
78 Southeastern La. 53
71 Lamar ■ 81
76 McNeese St. ■ 63
96 Sam Houston St. 66
63 Texas St. ■ 47
56 Texas-Arlington 57
76 A&M-Corpus Christi 65
55 UTSA ■ 61
64 Central Ark. ■ 54
62 Northwestern St. 59
82 Sam Houston St. ■ 71
73 Texas St. 70
41 Texas-Arlington ■ 58
83 A&M-Corpus Christi ■ 46
44 UTSA 59
73 Lamar † 65
86 A&M-Corpus Christi † 77
47 Texas-Arlington † 68
50 Southern Ill. 58

Nickname: Ladyjacks
Colors: Purple & White
Arena: William R. Johnson Coliseum
Capacity: 7,203; Year Built: 1974
AD: Robert Hill
SID: James Dixon

STETSON

DeLand, FL 32720 I

Coach: Dee Romine, Indiana St. 1974

2006-07 RESULTS (5-25)

49 N.C. A&T 61
46 Ga. Southern 62
55 Bethune-Cookman 60
52 South Fla. 95
52 Southeastern La. 58
57 Kennesaw St. ■ 49
69 East Tenn. St. ■ 78
44 Florida St. 70
73 Florida A&M ■ 77
55 Florida 72
50 South Ala. ■ 57
39 Hofstra ■ 70
56 Navy ■ 61
57 Mercer 50
47 Belmont 73
53 Lipscomb 71
67 Campbell ■ 60
69 Gardner-Webb ■ 52
55 Jacksonville 60
61 North Fla. 75
56 Mercer ■ 66
57 Lipscomb ■ 59
56 Belmont ■ 72
47 Gardner-Webb 61
60 Campbell 78
72 North Fla. ■ 50
59 Jacksonville ■ 66
53 East Tenn. St. 61
61 Kennesaw St. 72
61 Jacksonville † 74

Nickname: Hatters
Colors: Green & White
Arena: Edmunds Center
Capacity: 5,000; Year Built: 1974
AD: Jeff Altier
SID: Katie Smith

STEVENS INSTITUTE

Hoboken, NJ 07030-5991 III

Coach: Jon Hochberg, NYIT 1997

2006-07 RESULTS (21-7)

61 Connecticut Col. † 52
62 MIT 49
63 FDU-Florham ■ 46
60 Vassar 49
71 Drew ■ 43
63 Old Westbury 42
50 Manhattanville 47
67 Ramapo 47
60 Mt. St. Mary (N.Y.) ■ 66
70 New York U. ■ 78
58 Goucher † 41
37 Scranton 54
76 Centenary (N.J.) 50
61 St. Joseph's (L.I.) ■ 43
60 Manhattanville ■ 43
59 Mt. St. Vincent 51
66 Farmingdale St. ■ 55
55 Centenary (N.J.) ■ 58
69 Merchant Marine ■ 62
63 Farmingdale St. 56
66 Old Westbury ■ 39
58 Mt. St. Vincent ■ 52
50 St. Joseph's (L.I.) 42
66 Merchant Marine 55
63 Mt. St. Mary (N.Y.) 71
58 Old Westbury ■ 47
49 Farmingdale St. ■ 70
59 Richard Stockton ■ 74

Nickname: Ducks
Colors: Red & Gray
Arena: Canavan Arena
Capacity: 1,500; Year Built: 1994
AD: Russell B. Rogers
SID: Brian Granata

STILLMAN

Tuscaloosa, AL 35403 II

Coach: Angelyne Brown, Clark Atlanta 1981

2006-07 RESULTS (10-19)

57 Mississippi Val. 67
74 Ala.-Huntsville ■ 78
75 Virginia St. ■ 58
64 Clark Atlanta ■ 67
96 Judson (Ala.) ■ 47
59 Alabama St. 60
70 Ala.-Huntsville 77
91 Miles ■ 73
58 Tuskegee 68
57 Albany St. (Ga.) 68
68 Fort Valley St. 69
64 LeMoyne-Owen ■ 66
64 Tuskegee ■ 73
62 LeMoyne-Owen 72
71 Miles 53
74 Clark Atlanta 64
65 Lane ■ 39
51 Kentucky St. ■ 66
62 Paine 64
42 Benedict 56
59 Albany St. (Ga.) ■ 63
52 Fort Valley St. ■ 67
67 Paine ■ 85
50 Benedict ■ 43
70 Claflin ■ 61
52 Kentucky St. 76
73 Lane 66
75 Lane † 71
66 Fort Valley St. † 79

Nickname: Lady Tigers
Colors: Navy Blue & Vegas Gold
Arena: Birthright
Capacity: 1,000; Year Built: 1954
AD: Greg Thompson/Curtis Williams
SID: Wesley Peterson

STONEHILL

Easton, MA 02357 II

Coach: Trisha Brown, Harvard 1987

2006-07 RESULTS (22-9)

65 Augustana (S.D.) † 62
82 Felician † 41
76 West Tex. A&M † 68
66 Southern N.H. ■ 42
108 Concordia (N.Y.) ■ 38
68 Mass.-Lowell ■ 50
61 Franklin Pierce † 75
56 Assumption 52
59 St. Rose ■ 64
57 Bentley ■ 55
66 Bryant ■ 56
81 Merrimack 64
55 Dowling 45
78 St. Anselm ■ 51
62 St. Michael's 46
75 Merrimack ■ 54
72 Bryant 66
53 American Int'l 57
69 Franklin Pierce ■ 80
47 Southern Conn. St. 72
71 Pace ■ 66
68 Le Moyne ■ 43
55 Mass.-Lowell 64
49 Bentley 76
61 Southern N.H. 53
66 Assumption ■ 64
62 St. Anselm 45
77 Merrimack ■ 65
50 Bentley 49
60 Southern Conn. St. † 76
55 Bentley † 58

Nickname: Skyhawks
Colors: Purple & White
Arena: Merkert Gymnasium
Capacity: 2,200; Year Built: 1973
AD: Paula Sullivan
SID: Jim Seavey

STONY BROOK

Stony Brook, NY 11794 I

Coach: Maura McHugh, Old Dominion 1975

2006-07 RESULTS (18-11)

72 Marist 82
63 Illinois St. † 73
71 Yale † 69
76 Iona 55
55 George Washington ■ 68
58 Temple 72
67 Hofstra ■ 82
59 Dartmouth 71
74 Central Conn. St. 55
87 Quinnipiac ■ 79
65 Sacred Heart 77
74 St. John's (N.Y.) ■ 85
54 Hartford ■ 61
72 UMBC 60
69 Boston U. ■ 48
85 New Hampshire 66
79 Maine 66
72 Vermont 71
82 Albany (N.Y.) ■ 73
64 Binghamton ■ 57
47 Hartford 65
68 UMBC ■ 53
83 Boston U. 77
71 New Hampshire ■ 64
71 Binghamton 62
96 Vermont ■ 87
67 Albany (N.Y.) 61
67 Maine ■ 56
64 UMBC † 67

Nickname: Seawolves
Colors: Scarlet, Blue & Gray
Arena: Indoor Sports Complex
Capacity: 4,103; Year Built: 1990
AD: James Fiore
SID: Christine Graziano

SUFFOLK

Boston, MA 02114 III

Coach: Ed Leyden, Massachusetts 1971

2006-07 RESULTS (18-10)

59 Tufts † 57
78 Wellesley † 45
50 Colby-Sawyer 66
43 Endicott ■ 46
67 Curry ■ 48
52 Wheaton (Mass.) 68
74 Framingham St. ■ 50
53 Simpson † 67
42 Luther † 82
44 Salve Regina † 41
68 St. Joseph (Conn.) 50
55 Simmons 43
63 Pine Manor ■ 34
70 Daniel Webster ■ 36
80 Rivier 60
69 Mass.-Boston 71
41 Emmanuel (Mass.) 63
63 Emerson ■ 51
57 St. Joseph's (Me.) 35
62 Albertus Magnus 46
66 Newbury 25
60 Johnson & Wales (R.I.) ■ 53
79 Southern Vt. ■ 62
64 Western New Eng. ■ 61
33 Norwich 54
56 Johnson & Wales (R.I.) ■ 43
46 Norwich † 56
51 Wheaton (Mass.) 63

Nickname: Rams
Colors: Blue & Gold
Arena: Regan Gymnasium
Capacity: 150; Year Built: 1991
AD: James E. Nelson
SID: Brenda K. Laymance

SUL ROSS ST.

Alpine, TX 79832 III

Coach: David Tandy, Sul Ross St.

2006-07 RESULTS (6-18)

46 Lubbock Christian. ■ 70
60 Tex. Permian Basin ■ 58
61 Ozarks (Ark.) 74
75 LeTourneau ■ 57
41 East Tex. Baptist ■ 70
48 Howard Payne ■ 63
78 Fisk † 30
57 Texas-Dallas 65
63 Texas-Tyler 94
66 Mississippi Col. ■ 69
51 Louisiana Col. ■ 70
82 Texas Lutheran 61
50 Schreiner 67
31 Howard Payne 81
57 Concordia (Tex.) ■ 55
60 Mary Hardin-Baylor ■ 73
45 McMurry 61
52 Hardin-Simmons 93
45 McMurry ■ 91
48 Hardin-Simmons ■ 75
60 Mary Hardin-Baylor 70
51 Concordia (Tex.) 71
58 Texas Lutheran ■ 38
75 Schreiner ■ 77

Nickname: Lady Lobos
Colors: Scarlet & Gray
AD: Kay Whitley
SID: Travis Hendryx

SUSQUEHANNA

Selinsgrove, PA 17870-1025 III

Coach: Jim Reed, Bucknell 1985

2006-07 RESULTS (15-11)

77 Randolph ■ 40
63 Mary Baldwin ■ 37
65 Lincoln (Pa.) 54
47 Elizabethtown 49
59 Moravian ■ 42
62 Penn St. Tech ■ 22
56 Wilkes ■ 39
61 Muhlenberg 63
61 Richard Stockton ■ 55
49 Catholic 55
60 Gettysburg 46
55 Alvernia † 41
61 Chestnut Hill ■ 48
57 Juniata ■ 50
48 Widener 66
41 Messiah ■ 52
65 Lebanon Valley ■ 51
50 Albright 51
63 Widener ■ 53
59 Elizabethtown ■ 60
62 Moravian 76
40 Messiah 52
43 Albright ■ 47
62 Juniata 57
64 Lebanon Valley 49
32 Messiah 59

Nickname: Crusaders
Colors: Orange & Maroon
Arena: O. W. Houts Gymnasium
Capacity: 1,800; Year Built: 1976
AD: Pamela Samuelson
SID: To be named

SWARTHMORE

Swarthmore, PA 19081-1397 III

Coach: Renee DeVarney, Vermont 1984

2006-07 RESULTS (4-20)

65 Eastern ■ 53
45 Wash. & Lee ■ 52
52 Ursinus 69
43 Johns Hopkins 52
53 St. Joseph (Conn.) 41
51 Smith † 45
50 Mount Holyoke † 71
47 Muhlenberg 74
49 Frank. & Marsh. ■ 85
60 Bryn Mawr ■ 50
41 Dickinson 57
37 McDaniel 66
38 Gettysburg ■ 71
54 Frank. & Marsh. 71
46 Haverford ■ 73
55 Ursinus ■ 67
50 Bryn Mawr 53
58 Dickinson ■ 79
53 Johns Hopkins ■ 70
54 McDaniel ■ 80
57 Lincoln (Pa.) 76
41 Gettysburg 76
62 Washington (Md.) ■ 74
66 Haverford 74

Nickname: Garnet Tide
Colors: Garnet, Gray & White
Arena: Tarble Pavillion
Capacity: 1,800; Year Built: 1978
AD: Adam Hertz
SID: Kyle C. Leach

SYRACUSE

Syracuse, NY 13244-5020 I

Coach: Quentin Hillsman, St. Mary's (Md.) 1993

2006-07 RESULTS (9-20)

46 Penn St. 71
72 Cornell ■ 64
48 Lehigh 55
52 St. Peter's 58
54 Niagara ■ 59
66 Colgate 49
66 Rhode Island † 63
75 UC Davis † 55
61 St. John's (N.Y.) 59
68 Central Mich. ■ 74
77 Loyola (Ill.) † 70
53 TCU † 74
43 Canisius ■ 56
68 Binghamton 65
55 Marquette 79
63 Providence ■ 71
62 Villanova ■ 51
45 Connecticut 76
75 Pittsburgh ■ 84
55 Notre Dame 83
61 South Fla. ■ 78
49 West Virginia 67
59 Seton Hall ■ 69
50 Louisville 98
40 Rutgers ■ 68
65 Georgetown 58
58 DePaul ■ 67
56 Louisville ■ 68
54 Cincinnati 59

Nickname: Orange
Colors: Orange
Arena: Carrier Dome
Capacity: 33,000; Year Built: 1980
AD: Daryl J. Gross
SID: Joshua Waldman

TAMPA

Tampa, FL 33606-1490 II

Coach: Tom Jessee, Bluefield St. 1988

2006-07 RESULTS (23-8)

67 Columbus St. 64
55 GCSU † 62
67 P.R.-Mayaguez ■ 55
63 Michigan Tech † 50
44 Lake Superior St. † 59
43 Rollins ■ 55
59 Flagler ■ 49
81 Palm Beach Atl. 43
44 Quincy ■ 56

85 Fontbonne ■ 49
76 Montevallo ■ 69
65 St. Leo ■ 53
54 Barry 61
55 Florida Tech 46
64 Palm Beach Atl. ■ 46
57 Fla. Southern 58
70 Lynn ■ 54
59 Eckerd 44
62 Nova Southeastern 50
60 Florida Tech ■ 43
72 St. Leo 58
70 Barry ■ 65
60 Rollins 54
80 Fla. Southern ■ 69
62 Lynn 74
74 Eckerd ■ 64
57 Nova Southeastern ■ 41
64 Nova Southeastern † 38
66 Florida Tech † 58
68 Rollins † 66
57 Valdosta St. † 64

Nickname: Spartans
Colors: Scarlet, Gold & Black
Arena: Martinez Sports Center
Capacity: 3,432; Year Built: 1984
AD: Larry Marfise
SID: Tom Kolbe

TARLETON ST.

Stephenville, TX 76402 II

Coach: Ronnie Hearne, Abilene Christian 1971

2006-07 RESULTS (16-10)

85 Tex. Permian Basin ■ 41
49 Sonoma St. † 44
52 St. Edward's ■ 40
63 East Central ■ 48
68 Cameron 55
74 Midwestern St. ■ 44
56 Incarnate Word 62
54 Southwestern Okla. 57
58 Midwestern St. 46
64 Tex. A&M-Commerce ■ 72
83 Southeastern Okla. ■ 63
68 Central Okla. 54
62 Texas Woman's 66
58 West Tex. A&M 78
63 Eastern N.M. ■ 62
47 Angelo St. 60
75 Abilene Christian ■ 66
64 Tex. A&M-Kingsville 58
54 Angelo St. ■ 52
68 Abilene Christian 73
69 St. Edward's 49
63 Tex. A&M-Kingsville ■ 57
63 Texas Woman's ■ 55
53 West Tex. A&M ■ 74
54 Eastern N.M. 59
77 Tex. A&M-Commerce 97

Nickname: TexAnns
Colors: Purple & White
Arena: Wisdom Gymnasium
Capacity: 3,212; Year Built: 1970
AD: Lonn Reisman
SID: Joey Roberts

TEMPLE

Philadelphia, PA 19122 I

Coach: Dawn Staley, Virginia 1992

2006-07 RESULTS (25-8)

61 Drexel 50
76 Georgia Tech ■ 62
67 Bowling Green 86
61 Toledo 51
65 Virginia 71
57 North Carolina St. 59
72 Stony Brook ■ 58
66 Maryland ■ 77
88 Miami (Ohio) ■ 70
78 Western Mich. ■ 35
68 Villanova 66
68 Penn 49
85 Florida 80
71 Brown ■ 37
59 St. Joseph's ■ 53
73 St. Bonaventure 55
62 Fordham 34
63 Massachusetts 59
66 Rhode Island ■ 54
48 Rutgers ■ 62
78 St. Joseph's 71
59 Xavier ■ 58
68 Dayton ■ 50
64 Richmond ■ 52
68 La Salle ■ 55
74 St. Louis ■ 64
72 Charlotte 55
72 Duquesne 43
53 George Washington 56
84 St. Bonaventure † 60
53 Xavier 54
64 Nebraska † 61
52 Duke † 62

Nickname: Owls
Colors: Cherry & White
Arena: The Liacouras Center
Capacity: 10,206; Year Built: 1997
AD: William Bradshaw
SID: Aimee Cicero

TENNESSEE

Knoxville, TN 37996 I

Coach: Pat Summitt, Tenn.-Martin 1974

2006-07 RESULTS (34-3)

102 Chattanooga ■ 72
83 UCLA ■ 60
83 Arizona St. 74
77 Stanford ■ 60
88 Middle Tenn. ■ 64
71 Louisiana Tech 50
57 North Carolina 70
85 Tenn.-Martin ■ 29
85 George Washington ■ 62
67 Texas 46
66 West Virginia ■ 51
75 Old Dominion 59
78 Notre Dame ■ 54
72 Alabama ■ 36
70 Connecticut 64
80 Florida 58
52 Georgia 41
73 Mississippi St. ■ 44
70 Duke ■ 74
67 Vanderbilt 57
80 Alabama 51
72 South Carolina ■ 36
73 Georgia ■ 57
72 Auburn 62
84 Kentucky ■ 62
81 Mississippi ■ 69
56 LSU 51
75 Arkansas 68
73 Vanderbilt ■ 53
81 South Carolina † 63
54 LSU † 63
76 Drake † 37
68 Pittsburgh 54
65 Marist † 46
98 Mississippi † 62
56 North Carolina † 50
59 Rutgers † 46

Nickname: Lady Volunteers
Colors: Orange & White
Arena: Thompson-Boling Arena
Capacity: 24,535; Year Built: 1987
AD: Joan C. Cronan
SID: Debby Jennings

TENN.-MARTIN

Martin, TN 38238-5021 I

Coach: Tara Tansil, Tenn.-Martin 1996

2006-07 RESULTS (17-14)

79 Central Ark. 69
65 St. Louis 66
69 A&M-Corpus Christi ■ 68
53 Dayton ■ 52
69 Memphis 60
29 Tennessee 85
59 Jacksonville St. 74
73 Morehead St. ■ 57
50 Eastern Ky. ■ 55
74 Birmingham-So. † 57
50 Georgia St. 58
55 Austin Peay 57
64 Samford 55
65 Tennessee St. ■ 57
66 Eastern Ill. ■ 55
47 Morehead St. 67
64 Austin Peay ■ 54
59 Murray St. 67
63 Samford ■ 51
84 Jacksonville St. ■ 68
49 Eastern Ky. 64
48 Tennessee Tech 54
63 Southeast Mo. St. ■ 54
35 Tennessee St. 61
44 Eastern Ill. 52
56 Tennessee Tech ■ 55
52 Southeast Mo. St. 58
71 IPFW 59
62 Murray St. ■ 60
61 Morehead St. 57
65 Murray St. † 66

Nickname: Skyhawks
Colors: Blue & Orange
Arena: Skyhawk Arena
Capacity: 6,700; Year Built: 1978
AD: Phil Dane
SID: Joe Lofaro

TENNESSEE ST.

Nashville, TN 37209-1561 I

Coach: Tracee Jones, Tennessee St. 1998

2006-07 RESULTS (7-22)

59 St. Louis 96
65 Savannah St. 79
64 Lipscomb 52
53 Southeast Mo. St. ■ 67
67 Eastern Ill. ■ 62
57 Nicholls St. 69
57 Butler ■ 85
76 Savannah St. ■ 70
45 Mississippi St. † 71
48 Alcorn St. † 58
55 Morehead St. 68
55 Murray St. ■ 83
57 Tenn.-Martin 65
51 Samford ■ 68
68 Jacksonville St. ■ 69
79 Fisk ■ 21
46 Southeast Mo. St. 64
54 Eastern Ill. 84
49 Eastern Ky. 88
57 Tennessee Tech ■ 50
69 Jacksonville St. 76
52 Samford 79
84 Austin Peay ■ 71
61 Tenn.-Martin ■ 35
57 Tennessee Tech 88
72 Austin Peay 81
60 Murray St. 81
65 Morehead St. ■ 77
71 Eastern Ky. ■ 80

Nickname: Lady Tigers
Colors: Royal Blue & White
Arena: Gentry Center Complex
Capacity: 10,600; Year Built: 1980
AD: Teresa Phillips
SID: Zekeya Anderson

TENNESSEE TECH

Cookeville, TN 38505-0001 I

Coach: Amy Brown, Tennessee Tech 1996

2006-07 RESULTS (12-18)

92 Lambuth ■ 75
56 Alabama 71
62 Pepperdine 91
52 Virginia Tech † 87
50 Middle Tenn. ■ 68
57 Austin Peay 66
70 Eastern Ill. ■ 89
59 Southeast Mo. St. ■ 58
67 Clemson ■ 70
62 Southern Ill. 69
70 Cincinnati 86
52 North Carolina 93
44 Samford 66
84 Eastern Ky. ■ 50
54 Morehead St. 57
85 Jacksonville St. ■ 73
62 Samford ■ 55
61 Eastern Ill. 63
52 Southeast Mo. St. 77
54 Murray St. ■ 49
50 Tennessee St. 57
59 Morehead St. ■ 51
54 Tenn.-Martin ■ 48
65 Eastern Ky. 64
85 Jacksonville St. 69
88 Tennessee St. ■ 57
55 Tenn.-Martin 56
63 Austin Peay ■ 51
79 Murray St. 80
60 Samford 63

Nickname: Golden Eagles
Colors: Purple & Gold
Arena: Eblen Center
Capacity: 10,150; Year Built: 1977
AD: Mark Wilson
SID: Rob Schabert

TEXAS

Austin, TX 78712 I

Coach: Jody Conradt, Baylor 1963

2006-07 RESULTS (18-14)

78 Md.-East. Shore ■ 55
69 La.-Lafayette ■ 59
74 Texas St. ■ 55
60 New Mexico 63
84 Sam Houston St. ■ 56
79 Oral Roberts ■ 40
71 Southern U. ■ 23
75 Tex.-Pan American ■ 44
52 Duke 80
46 Tennessee ■ 67
73 A&M-Corpus Christi ■ 68
65 Oregon St. † 64
73 San Diego 45
75 Nebraska ■ 79
64 Purdue ■ 61
79 Missouri 77
68 Colorado ■ 49
56 Iowa St. 67
64 Texas A&M ■ 45
59 Baylor ■ 63
48 Texas Tech 49
67 Oklahoma ■ 62
61 Kansas St. 34
58 Oklahoma St. 77
49 Kansas ■ 50
58 Oklahoma 78
56 Baylor 71
52 Oklahoma St. ■ 64
59 Texas Tech ■ 47
60 Texas A&M 67
70 Missouri † 57
58 Oklahoma † 67

Nickname: Longhorns
Colors: Burnt Orange & White
Arena: Frank Erwin Center
Capacity: 16,775; Year Built: 1977

AD: Christine A. Plonsky
SID: Barb Kowal

TEXAS-ARLINGTON

Arlington, TX 76019 I

Coach: Donna Capps, Tex. A&M-Commerce 1974

2006-07 RESULTS (24-9)

69 Northern Ariz. ■ 60
59 Ark.-Little Rock ■ 58
49 Michigan St. 65
54 North Dakota St. † 59
61 Cal St. Fullerton † 42
62 Pepperdine ■ 64
64 SMU 67
49 Texas Tech 64
67 TCU 71
58 Liberty † 54
48 Bowling Green † 59
66 Mississippi † 55
65 Tulane 68
74 Central Ark. 43
65 Northwestern St. 48
87 Nicholls St. ■ 36
51 Southeastern La. ■ 43
75 A&M-Corpus Christi 60
67 UTSA ■ 38
76 Sam Houston St. 50
57 Stephen F. Austin ■ 56
79 Texas St. ■ 50
65 Lamar 51
64 McNeese St. ■ 45
68 UTSA 52
72 A&M-Corpus Christi ■ 54
81 Sam Houston St. ■ 56
58 Stephen F. Austin 41
81 Texas St. 60
62 Northwestern St. † 53
70 UTSA † 52
68 Stephen F. Austin † 47
50 Texas A&M † 58

Nickname: Mavericks
Colors: Royal Blue & White
Arena: Texas Hall
Capacity: 3,600; Year Built: 1965
AD: Peter D. Carlon
SID: Bill Petitt

TEXAS-DALLAS

Richardson, TX 75083-0688 III

Coach: Polly Thomason, Austin 1999

2006-07 RESULTS (11-15)

62 Oklahoma City ■ 78
71 Austin ■ 58
78 Schreiner ■ 83
95 Texas Lutheran ■ 64
53 Mary Hardin-Baylor 67
55 Concordia (Tex.) 60
50 Texas Wesleyan ■ 48
65 Sul Ross St. ■ 57
38 Howard Payne ■ 67
57 Austin 64
49 Hardin-Simmons 71
53 McMurry 75
58 Mississippi Col. 61
52 Louisiana Col. 46
37 East Tex. Baptist ■ 61
78 LeTourneau ■ 60
68 Texas-Tyler ■ 78
72 Ozarks (Ark.) 66
66 Dallas ■ 62
66 Ozarks (Ark.) ■ 62
55 Texas-Tyler 93
42 East Tex. Baptist 69
60 LeTourneau 46
45 Mississippi Col. ■ 62
67 Louisiana Col. ■ 57
47 McMurry † 74

Nickname: Comets
Colors: Forest Green & Orange
Arena: UTD Activity Center
Capacity: 2,500; Year Built: 1998
AD: Chris C. Gage
SID: Bruce Unrue

UTEP

El Paso, TX 79968 I

Coach: Keitha Adams, Southwestern (Kan.) 1989

2006-07 RESULTS (22-8)

67 St. Mary's (Tex.) ■ 43
80 UTSA ■ 47
64 UC Irvine ■ 51
76 New Mexico St. ■ 67
68 Arizona ■ 72
65 New Mexico St. 54
77 North Texas ■ 43
70 La.-Lafayette ■ 49
79 Prairie View ■ 54
107 Tex. Permian Basin ■ 43
96 Ark.-Pine Bluff ■ 67
63 Northern Ariz. 62
80 Tulane ■ 76
65 Rice ■ 52
87 Houston ■ 70
59 SMU 70
70 Tulsa 68
56 Tulane 81
69 UCF ■ 56
60 Southern Miss. ■ 46
31 Rice 84
69 Houston 61
43 UAB 54
80 Memphis ■ 58
64 East Caro. 66
64 Marshall 57
66 Tulsa ■ 56
58 SMU ■ 68
84 Memphis † 75
46 Rice † 56

Nickname: Miners
Colors: Dark Blue, Orange & Silver
Arena: Don Haskins Center
Capacity: 12,000; Year Built: 1977
AD: Bob Stull
SID: Mark Brunner

TEX.-PAN AMERICAN

Edinburg, TX 78541 I

Coach: DeAnn Craft, UCF 1987

2006-07 RESULTS (11-18)

65 Centenary (La.) 46
65 Tex. A&M Int'l ■ 58
52 La.-Lafayette ■ 65
110 Schreiner ■ 49
59 Texas St. 62
51 La.-Monroe † 55
37 Nebraska 77
77 Western Mich. † 95
49 Yale † 62
44 Texas 75
33 Texas St. ■ 49
62 Huston-Tillotson ■ 51
67 McNeese St. 37
53 La.-Lafayette 59
61 Texas St. ■ 51
49 A&M-Corpus Christi ■ 51
45 Kentucky 77
55 NJIT ■ 44
53 A&M-Corpus Christi 48
47 Oral Roberts 68
59 North Dakota St. ■ 57
52 South Dakota St. ■ 64
41 IPFW 58
70 NJIT 57
54 Utah Valley St. 75
55 South Dakota St. 78
57 North Dakota St. 69
68 IPFW ■ 47
53 Utah Valley St. ■ 60

Nickname: Lady Broncs
Colors: Forest Green, Orange & White
Arena: UT Pan American Field House
Capacity: 4,000; Year Built: 1969
AD: Scott Street
SID: Joe Monaco

UTSA

San Antonio, TX 78249-0691 I

Coach: Rae Rippetoe-Blair, Oklahoma St. 1985

2006-07 RESULTS (14-16)

58 Texas Tech 66
49 SMU 78
47 UTEP 80
63 New Mexico St. 69
77 Eastern Wash. ■ 67
57 Tulsa ■ 61
48 Ark.-Little Rock 65
66 Cal St. Bakersfield ■ 77
50 Purdue † 75
70 UNLV 62
85 Memphis ■ 73
69 Kent St. ■ 62
46 Lamar 60
66 Central Ark. ■ 59
55 Northwestern St. ■ 38
64 Texas St. ■ 76
38 Texas-Arlington 67
69 A&M-Corpus Christi 71
75 Sam Houston St. ■ 60
61 Stephen F. Austin 55
64 Southeastern La. 73
66 Nicholls St. 60
52 Texas-Arlington ■ 68
60 Texas St. 63
87 McNeese St. ■ 46
61 A&M-Corpus Christi ■ 43
65 Sam Houston St. 48
59 Stephen F. Austin ■ 44
67 Southeastern La. † 52
52 Texas-Arlington † 70

Nickname: Roadrunners
Colors: Orange, Navy Blue & White
Arena: Convocation Center
Capacity: 5,100; Year Built: 1971
AD: Lynn Hickey
SID: Carlos Valdez III

TEXAS A&M

College Station, TX 77843-1228 ... I

Coach: Gary Blair, Texas Tech 1972

2006-07 RESULTS (25-7)

72 Pepperdine ■ 48
95 Mercer ■ 41
109 McNeese St. ■ 26
55 West Virginia † 52
77 Loyola Marymount 52
64 Arizona ■ 44
66 Rice 79
59 Washington 65
70 North Texas ■ 52
70 Delaware St. ■ 43
93 Sam Houston St. ■ 43
70 Western Ill. ■ 36
45 Kansas St. 48
49 Texas Tech 47
60 Baylor ■ 52
74 Colorado ■ 58
45 Texas 64
66 Nebraska ■ 65
54 Oklahoma 52
64 Oklahoma St. ■ 63
64 Kansas ■ 53
69 Missouri 63
78 Oklahoma ■ 68
54 Iowa St. 61
62 Oklahoma St. 60
67 Texas Tech ■ 51
63 Baylor 58
67 Texas ■ 60
62 Colorado † 45
51 Iowa St. † 57
58 Texas-Arlington † 50
47 George Washington † 59

Nickname: Aggies
Colors: Maroon & White
Arena: Reed Arena
Capacity: 12,500; Year Built: 1998
AD: Bill Byrne
SID: Marlene Navor

TEX. A&M-COMMERCE

Commerce, TX 75428 II

Coach: Denny Downing, Northwestern Okla. 1989

2006-07 RESULTS (28-9)

65 Lock Haven † 50
80 North Ga. † 69
78 North Dakota † 86
96 Texas Col. ■ 45
73 Prairie View 77
58 Incarnate Word † 55
72 St. Mary's (Tex.) † 54
63 A&M-Corpus Christi 79
56 Angelo St. 57
77 Abilene Christian 83
54 West Tex. A&M ■ 63
79 Eastern N.M. ■ 59
92 Texas-Tyler ■ 84
84 East Tex. Baptist ■ 71
72 Tarleton St. 64
83 Midwestern St. 57
72 Texas Woman's ■ 66
80 Tex. A&M-Kingsville ■ 51
61 Northeastern St. 69
77 East Central 46
82 Southeastern Okla. ■ 79
90 Central Okla. ■ 75
78 Cameron ■ 61
80 Southwestern Okla. 60
64 Central Okla. 84
59 Northeastern St. ■ 51
92 East Central ■ 59
80 Southeastern Okla. 65
84 Cameron 60
82 Southwestern Okla. ■ 41
97 Tarleton St. ■ 77
65 Angelo St. ■ 59
81 West Tex. A&M ■ 71
81 Emporia St. † 77
73 Mo. Western St. 72
71 Washburn † 70
55 Clayton St. † 60

Nickname: Lions
Colors: Blue & Gold
Arena: A&M-C Field House
Capacity: 5,000; Year Built: 1950
AD: James Johnson
SID: Danny Kambel

A&M-CORPUS CHRISTI

Corpus Christi, TX 78412 I

Coach: Robert Robinson, Texas-Arlington 1993

2006-07 RESULTS (15-16)

60 Missouri 89
67 Belmont 80
75 Vanderbilt 102
68 Tenn.-Martin 69
79 Tex. A&M-Commerce ■ 63
62 Baylor 64
85 Huston-Tillotson ■ 44
96 St. Mary's (Cal.) ■ 79
63 Southern Miss. ■ 48
68 Texas 73
43 UMBC † 66
51 Tex.-Pan American 49
66 McNeese St. 54
67 Northwestern St. ■ 61
73 Central Ark. ■ 71
48 Tex.-Pan American ■ 53
48 Texas St. 76
60 Texas-Arlington ■ 75
71 UTSA ■ 69

65 Stephen F. Austin ■ 76
72 Sam Houston St. 60
66 Nicholls St. 61
47 Southeastern La. 46
63 Texas St. ■ 74
54 Texas-Arlington 72
85 Lamar ■ 81
43 UTSA 61
46 Stephen F. Austin 83
90 Sam Houston St. ■ 73
78 Texas St. † 77
77 Stephen F. Austin † 86

Nickname: Islanders
Colors: Blue, Green & White
Arena: American Bank Center
Capacity: 8,400; Year Built: 2004
AD: Brian Teter
SID: Aaron Ames

TEX. A&M-KINGSVILLE

Kingsville, TX 78363 II

Coach: Dina Kangas, Minn. Duluth 1991

2006-07 RESULTS (8-19)

64 Fort Hays St. † 77
55 Central Mo. † 70
69 St. Mary's (Tex.) ■ 67
79 Incarnate Word ■ 72
57 Northeastern St. ■ 58
49 Central Okla. ■ 65
62 East Central 71
54 Southeastern Okla. 64
47 Texas Woman's ■ 72
62 Texas Woman's 76
73 Tex. A&M Int'l 70
60 Southwestern Okla. ■ 63
62 Cameron ■ 59
66 NJIT ■ 57
51 Tex. A&M-Commerce 80
64 Midwestern St. ■ 47
66 Angelo St. 63
77 Abilene Christian 54
55 West Tex. A&M ■ 80
63 Eastern N.M. ■ 76
58 Tarleton St. ■ 64
51 West Tex. A&M 78
48 Eastern N.M. 58
57 Tarleton St. 63
44 Midwestern St. 58
57 Angelo St. ■ 73
70 Abilene Christian ■ 81

Nickname: Javelinas
Colors: Blue & Gold
Arena: Steinke Center
Capacity: 4,000; Year Built: 1970
AD: Jill Willson
SID: Sean Johnson

TCU

Fort Worth, TX 76129-0001 I

Coach: Jeff Mittie, Mo. Western St. 1989

2006-07 RESULTS (21-11)

64 Maryland 82
77 George Washington † 82
56 Arizona † 59
57 Houston ■ 46
81 Rice ■ 67
83 SMU ■ 71
74 Pepperdine ■ 56
83 Florida ■ 72
71 Texas-Arlington ■ 67
58 Georgia 80
74 Syracuse † 53
74 DePaul † 73
106 N.C. A&T ■ 84
68 UMKC ■ 45
88 UNLV ■ 63
86 Colorado St. ■ 36
87 Air Force 61
61 Utah 72
51 Wyoming 66
67 New Mexico ■ 43
83 San Diego St. ■ 57
65 BYU 69
75 UNLV 62
85 Colorado St. 67
86 Air Force ■ 48
74 Utah ■ 50
50 Wyoming ■ 61
54 New Mexico 75
78 San Diego St. 61
62 BYU ■ 48
67 Utah † 68
74 Mississippi † 88

Nickname: Lady Frogs
Colors: Purple & White
Arena: Daniel-Meyer Coliseum
Capacity: 7,201; Year Built: 1961
AD: Danny Morrison
SID: Matt Freed

TEXAS LUTHERAN

Seguin, TX 78155-5999 III

Coach: Katheryne Hickman, Eastern N.M. 2001

2006-07 RESULTS (1-24)

56 Schreiner ■ 64
40 Abilene Christian 90
51 Texas-Tyler 91
64 Texas-Dallas 95
93 Ozarks (Ark.) ■ 94
50 Trinity (Tex.) 89
56 Louisiana Col. 75
45 Mississippi Col. 64
54 Hanover ■ 60
30 Texas St. 95
55 LeTourneau ■ 75
41 East Tex. Baptist ■ 105
60 Schreiner 78
61 Sul Ross St. ■ 82
40 Howard Payne ■ 88
65 McMurry 82
42 Hardin-Simmons 105
44 Mary Hardin-Baylor ■ 71
67 Concordia (Tex.) ■ 71
50 Mary Hardin-Baylor 77
63 Concordia (Tex.) 61
55 McMurry ■ 82
37 Hardin-Simmons ■ 90
38 Sul Ross St. 58
36 Howard Payne 83

Nickname: Bulldogs
Colors: Black & Gold
Arena: Memorial Gymnasium
Capacity: 1,500; Year Built: 1952
AD: Bill Miller
SID: Tim Clark

TEXAS SOUTHERN

Houston, TX 77004 I

Coach: Claude Cummings, West Tex. A&M 1996

2006-07 RESULTS (5-22)

65 Sam Houston St. 81
37 South Fla. 89
58 Troy † 68
53 McNeese St. ■ 51
48 La.-Lafayette ■ 82
40 Arkansas 90
77 Texas Col. ■ 56
46 Delaware St. ■ 63
46 Oklahoma St. 94
44 Southern U. 55
70 Alcorn St. 75
43 Prairie View 60
38 Jackson St. ■ 57
44 Grambling ■ 53
58 Ark.-Pine Bluff 66
52 Mississippi Val. 60
59 Alabama A&M ■ 80
54 Alabama St. ■ 64
35 Prairie View ■ 68
52 Jackson St. 56
57 Grambling 54
56 Ark.-Pine Bluff ■ 60
57 Mississippi Val. ■ 73
33 Alabama A&M 57
38 Alabama St. 55
60 Southern U. ■ 56
66 Alcorn St. ■ 59

Nickname: Tigers
Colors: Maroon & Gray
Arena: Health & P.E. Arena
Capacity: 8,100; Year Built: 1988
AD: Alois S. Blackwell
SID: Rodney Bush

TEXAS ST.

San Marcos, TX 78666-4615 I

Coach: Suzanne Fox, Abilene Christian 1990

2006-07 RESULTS (18-12)

39 La.-Lafayette † 59
51 Md.-East. Shore † 33
55 Texas 74
63 Texas Tech 82
62 Tex.-Pan American ■ 59
55 UMKC ■ 51
76 Huston-Tillotson ■ 29
99 Schreiner ■ 42
49 Tex.-Pan American 33
67 Miami (Fla.) 92
95 Texas Lutheran ■ 30
51 Tex.-Pan American 61
51 UMBC † 66
73 Northwestern St. 69
90 Central Ark. 63
65 Southeastern La. ■ 68
72 Nicholls St. ■ 64
76 A&M-Corpus Christi ■ 48
76 UTSA 64
47 Stephen F. Austin 63
67 Sam Houston St. ■ 60
50 Texas-Arlington 79
69 McNeese St. 45
69 Lamar ■ 60
74 A&M-Corpus Christi 63
63 UTSA ■ 60
70 Stephen F. Austin ■ 73
79 Sam Houston St. 71
60 Texas-Arlington ■ 81
77 A&M-Corpus Christi † 78

Nickname: Bobcats
Colors: Maroon & Gold
Arena: Strahan Coliseum
Capacity: 7,200; Year Built: 1979
AD: Larry Teis
SID: Steve Wilson

TEXAS TECH

Lubbock, TX 79409-3021 I

Coach: Kristy Curry, La.-Monroe 1988

2006-07 RESULTS (15-16)

66 UTSA ■ 58
69 Houston 51
82 Texas St. ■ 63
54 Hawaii 57
67 Denver † 53
75 UCLA † 60
77 Tulane ■ 50
65 Fresno St. 74
49 Stanford 73
64 Texas-Arlington ■ 49
79 Oral Roberts ■ 67
45 Arizona St. † 61
63 Furman ■ 44
61 SMU 72
54 Baylor 61
75 Oklahoma St. ■ 49
47 Texas A&M ■ 49
63 Missouri ■ 55
63 Oklahoma St. 61
81 Oklahoma 86
49 Texas ■ 48
66 Kansas 65
67 Colorado 70
67 Baylor ■ 80
59 Kansas St. ■ 66
70 Nebraska 69
67 Oklahoma ■ 70
51 Texas A&M 67
47 Texas 59
68 Iowa St. ■ 72
67 Colorado † 71

Nickname: Lady Raiders
Colors: Scarlet & Black
Arena: United Spirit Arena
Capacity: 15,050; Year Built: 1999
AD: Gerald L. Myers
SID: Tammi Hoffman

TEXAS WOMAN'S

Denton, TX 76204-5349 II

Coach: Rene Hanebutt, Texas Tech 1998

2006-07 RESULTS (11-16)

70 St. Edward's 52
60 Incarnate Word † 75
75 Southern Ark. 53
63 Central Okla. ■ 69
80 Northeastern St. ■ 74
81 Henderson St. ■ 83
42 Southeastern Okla. 74
63 East Central 62
72 Tex. A&M-Kingsville 47
76 Tex. A&M-Kingsville ■ 62
54 Metro St. 75
62 Adams St. † 54
54 Cameron ■ 61
62 Southwestern Okla. ■ 49
66 Tex. A&M-Commerce 72
61 Midwestern St. 62
66 Tarleton St. ■ 62
67 Abilene Christian ■ 73
42 Angelo St. 66
85 Eastern N.M. ■ 79
51 West Tex. A&M ■ 62
65 Eastern N.M. 66
72 West Tex. A&M 89
61 Midwestern St. ■ 52
55 Tarleton St. 63
63 Abilene Christian 66
53 Angelo St. ■ 60

Nickname: Pioneers
Colors: Maroon & White
Arena: Kitty Magee Arena
Capacity: 1,800; Year Built: 1997
AD: Chalese Connors
SID: Jeff Bowerman

THIEL

Greenville, PA 16125 III

Coach: Artina Trader, N.C. Wesleyan 1999

2006-07 RESULTS (8-17)

69 Olivet † 65
65 Wooster 78
77 Marietta ■ 70
54 Carnegie Mellon 78
70 Chatham 54
54 Denison 86
56 Transylvania † 101
57 Hiram 49
75 Bethany (W.V.) 76
68 La Roche ■ 55
44 Geneva 73
58 Waynesburg 61
61 Grove City ■ 56
53 Thomas More 76
87 St. Vincent ■ 91
57 Wash. & Jeff. 74
41 Westminster (Pa.) ■ 73
76 Bethany (W.V.) ■ 73
45 Grove City 56
76 Waynesburg ■ 67
63 St. Vincent 69

58 Thomas More ■ 69
56 Westminster (Pa.) 68
79 Wash. & Jeff. ■ 83
48 Wash. & Jeff. 73

Nickname: Tomcats
Colors: Navy Blue & Old Gold
Arena: Rissell-Beeghly Gym
Capacity: 1,000; Year Built: 1968
AD: Roseanne Gill-Jacobson
SID: Kevin M. Fenstermacher

THOMAS (ME.)

Waterville, ME 04901 III

Coach: Christopher Aube, Thomas (Me.) 1994

2006-07 RESULTS (14-12)

52 Western New Eng. † 71
57 Lasell † 67
50 Me.-Farmington 75
56 New England 59
65 Colby 71
63 St. Joseph's (Me.) ■ 59
61 Bay Path ■ 25
81 Wheelock ■ 32
78 Me.-Machias 34
67 Me.-Presque Isle ■ 56
83 Me.-Fort Kent ■ 45
70 Becker 63
57 Elms 37
64 Husson ■ 54
77 Johnson St. ■ 71
60 Castleton ■ 61
59 Wheelock 31
43 Me.-Farmington ■ 80
50 Maine Maritime 69
64 Lesley ■ 57
61 Husson 63
75 Mount Ida ■ 64
59 Maine Maritime ■ 67
61 Mount Ida 59
70 Lasell 71
61 Castleton 73

Nickname: Terriers
Colors: Black & Red
Arena: Larry Mahaney Gumnasium
Capacity: 3,000; Year Built: 1974
AD: Heidi Bernier
SID: To be named

THOMAS MORE

Crestview Hills, KY 41017-3495... III

Coach: Brian Neal, Northern Ky. 1991

2006-07 RESULTS (22-5)

54 Sewanee † 59
58 Centre 45
64 Centre ■ 47
73 Anderson (Ind.) ■ 56
69 Ohio Wesleyan 60
45 Wittenberg ■ 36
58 St. Vincent 48
66 Mt. St. Joseph 59
69 Davis & Elkins † 65
58 Transylvania ■ 62
40 Marymount (Va.) ■ 32
58 Westminster (Pa.) 57
62 Bethany (W.V.) ■ 44
76 Thiel ■ 53
49 Wash. & Jeff. 53
70 Grove City ■ 59
73 Waynesburg ■ 44
63 St. Vincent ■ 49
70 Bethany (W.V.) 49
82 Westminster (Pa.) ■ 69
48 Wash. & Jeff. ■ 49
69 Thiel 58
65 Waynesburg 53
73 Grove City 59
62 Bethany (W.V.) ■ 49
59 Westminster (Pa.) ■ 50
38 Calvin † 53

Nickname: Saints
Colors: Royal Blue, White & Silver
Arena: Connor Convocation Center
Capacity: 1,200; Year Built: 1989
AD: Terry Connor
SID: J. Ameer Rasheed

TIFFIN

Tiffin, OH 44883-2161 II

Coach: Shannon Potee, Dayton

2006-07 RESULTS (14-15)

68 Madonna ■ 55
49 Findlay 54
66 Ohio Valley † 67
56 Walsh ■ 43
66 Findlay ■ 59
65 Ohio Dominican 70
62 Mt. Vernon Nazarene ■ 54
66 Shawnee St. 79
52 Central St. (Ohio) 72
56 St. Francis (Ind.) 72
68 Myers ■ 50
43 Bloomfield † 60
70 Daemen † 75
63 Wilberforce 48
69 Cedarville ■ 83
55 Urbana 64
71 Mt. Vernon Nazarene. 63
50 Rio Grande 60
68 Malone ■ 55
71 Wilberforce ■ 44
76 Shawnee St. ■ 72
64 Walsh 54
53 Urbana ■ 47
61 Ohio Dominican ■ 62
60 Cedarville 82
69 Malone 68
73 Rio Grande ■ 83
75 Rio Grande 66
34 Geneva 56

Nickname: Dragons
Colors: Green & Gold
AD: Ian S. Day
SID: Shane O'Donnell

TOLEDO

Toledo, OH 43606 I

Coach: Mark Ehlen, Ohio St. 1975

2006-07 RESULTS (11-19)

55 IPFW 66
53 Loyola Marymount † 56
67 Western Caro. † 61
41 Michigan ■ 44
51 Temple ■ 61
62 Wright St. 59
76 Cleveland St. ■ 61
60 Oakland 76
76 VCU ■ 50
51 Indiana St. ■ 53
64 Santa Clara 73
73 St. Mary's (Cal.) 95
59 Ball St. 80
53 Eastern Mich. ■ 58
58 Northern Ill. ■ 65
85 Central Mich. 82
76 Western Mich. 72
85 Buffalo ■ 77
77 Miami (Ohio) 87
68 Kent St. ■ 82
62 Bowling Green 73
53 Ohio ■ 52
62 Akron 63
50 Ball St. ■ 66
42 Eastern Mich. 76
70 Northern Ill. 73
73 Central Mich. ■ 62
74 Western Mich. ■ 66
64 Buffalo † 49
62 Bowling Green † 71

Nickname: Rockets
Colors: Blue & Gold
Arena: John F. Savage Hall
Capacity: 9,000; Year Built: 1976
AD: Michael E. O'Brien
SID: Brian DeBenedictis

TOWSON

Towson, MD 21252-0001 I

Coach: Joe Mathews, Radford 1991

2006-07 RESULTS (17-12)

65 Georgetown 57
76 Winston-Salem ■ 51
69 American 57
50 UMBC 45
75 Loyola (Md.) 73
45 Wake Forest 58
66 William & Mary 59
83 Norfolk St. ■ 66
57 Winston-Salem 50
76 Rider ■ 42
72 Mt. St. Mary's ■ 64
66 James Madison ■ 84
52 Northeastern 65
74 VCU ■ 68
45 Delaware 79
49 Hofstra ■ 56
64 George Mason ■ 54
65 Drexel 57
59 VCU 52
81 Georgia St. ■ 87
68 Northeastern ■ 63
55 Drexel ■ 52
43 Georgia St. 89
42 Old Dominion 82
52 Delaware ■ 70
45 Hofstra 58
63 UNC Wilmington ■ 59
42 James Madison 62
41 UNC Wilmington † 55

Nickname: Tigers
Colors: Gold, White & Black
Arena: Towson Center
Capacity: 5,000; Year Built: 1976
AD: Michael J. Hermann
SID: Eric Rhew

TRANSYLVANIA

Lexington, KY 40508-1797 III

Coach: Greg Todd, Eastern Ky.

2006-07 RESULTS (19-9)

68 Capital 60
72 Rio Grande † 94
77 Asbury ■ 71
71 Mt. St. Joseph ■ 52
67 West Va. Tech † 85
101 Thiel † 56
51 Anderson (Ind.) 52
65 Manchester ■ 55
73 Centre ■ 56
73 Maryville (Tenn.) ■ 43
62 Thomas More 58
67 Wilmington (Ohio) † 74
79 Bluffton ■ 63
65 Rose-Hulman 71
86 Franklin ■ 79
75 Defiance ■ 59
83 Hanover 59
75 Mt. St. Joseph 67
66 Manchester 71
67 Anderson (Ind.) ■ 74
72 Rose-Hulman ■ 58
69 Franklin 67
82 Bluffton 63
95 Hanover ■ 43
69 Defiance 55
61 Rose-Hulman † 49
69 Manchester 70
54 DePauw 74

Nickname: Pioneers
Colors: Crimson & White
Arena: Clive M. Beck Center
Capacity: 1,200; Year Built: 2002
AD: Jack Ebel
SID: Glenn Osborne

TRINITY (CONN.)

Hartford, CT 06106 III

Coach: Wendy Davis, Connecticut 1991

2006-07 RESULTS (12-12)

54 St. Lawrence † 68
67 Regis (Mass.) † 48
57 Smith 46
63 Worcester St. 62
51 Coast Guard 58
59 Albertus Magnus ■ 45
61 Westfield St. ■ 49
66 Clark (Mass.) ■ 54
71 Frank. & Marsh. 52
56 Elizabethtown 76
74 St. Joseph (Conn.) 61
56 Bates ■ 69
49 Tufts ■ 56
67 Babson ■ 54
52 Williams 63
69 Middlebury 73
59 Bowdoin ■ 74
81 Colby ■ 62
49 Western Conn. St. 57
39 Wesleyan (Conn.) 59
63 Connecticut Col. 44
59 Fitchburg St. ■ 77
73 Amherst 71
50 Bowdoin 61

Nickname: Bantams
Colors: Blue & Gold
Arena: Oosting Gymnasium
Capacity: 2,000; Year Built: 1963
AD: Richard J. Hazelton
SID: David Kingsley

TRINITY (D.C.)

Washington, DC 20017-1094..... III

Coach: Gary Blake, Maryland

2006-07 RESULTS (11-13)

51 Messiah 88
67 John Jay † 62
78 Gallaudet ■ 76
74 Wesley 76
57 Southern Va. 77
64 Newport News ■ 71
71 Shenandoah 83
62 Salem ■ 57
58 Wilson 40
50 Chatham ■ 57
61 Hood ■ 44
64 Mary Baldwin 80
52 Notre Dame (Md.) 65
58 Newport News ■ 74
60 Notre Dame (Md.) ■ 73
53 Chatham 44
48 Newport News 78
68 Mary Baldwin ■ 64
90 Washington Bible ■ 14
57 Haverford ■ 58
72 Wilson ■ 39
84 Hood 77
67 Mary Baldwin † 61
61 Notre Dame (Md.) † 62

Nickname: Tigers
Colors: Purple & Yellow
Arena: Trinity Center
Capacity: 2,500; Year Built: 2002
AD: Kristine M. Manning
SID: Beth Stone

TRINITY (TEX.)

San Antonio, TX 78212-7200 III

Coach: Amie Bradley, Texas

2006-07 RESULTS (17-8)

45 Howard Payne....76
67 Hardin-Simmons....84
84 Mary Hardin-Baylor....81
76 Rhodes ■....44
90 Millsaps ■....51
89 Texas Lutheran ■....50
75 Dubuque †....68
84 Colorado Col....71
77 Manchester ■....63
56 Wis.-Eau Claire ■....69
73 Georgetown (Ky.) ■....70
64 Hendrix....67
80 Austin....88
74 Southwestern (Tex.) ■....59
54 DePauw....76
65 Centre....60
78 Sewanee ■....55
67 Oglethorpe ■....62
77 Rhodes....50
84 Millsaps....56
63 Southwestern (Tex.)....69
72 Dallas....66
80 Hendrix ■....69
75 Austin ■....59
73 Rhodes ■....86

Nickname: Tigers
Colors: Maroon & White
Arena: Earl C. Sams Gymnasium
Capacity: 1,850; Year Built: 1992
AD: Robert C. King
SID: Justin Parker

TROY

Troy, AL 36082 I

Coach: Mike Murphy, Duke 1991

2006-07 RESULTS (12-17)

43 Mississippi St.....74
75 Loyola (La.) ■....52
77 Ga. Southern †....62
68 Texas Southern †....58
86 Belhaven ■....44
48 Army....72
72 Birmingham-So.....62
64 Jacksonville St. ■....58
51 Samford ■....54
78 Fla. Atlantic....63
58 Florida Int'l ■....63
58 Ga. Southern....53
38 Ark.-Little Rock ■....48
69 Western Ky....92
55 Middle Tenn.....90
56 South Ala. ■....69
76 Arkansas St. ■....55
69 New Orleans ■....53
66 La.-Lafayette....89
62 Denver ■....65
52 La.-Monroe....39
53 North Texas....68
66 Fla. Atlantic ■....60
61 Florida Int'l....66
51 Ark.-Little Rock....58
53 Western Ky. ■....66
60 Middle Tenn. ■....68
44 South Ala....56
49 Florida Int'l....61

Nickname: Trojans
Colors: Cardinal, Silver & Black
Arena: Trojan Arena
Capacity: 4,000; Year Built: 1964
AD: Steve Dennis
SID: Jessica Stauffacher

TRUMAN

Kirksville, MO 63501-4221..... II

Coach: John Sloop, Maryville (Mo.) 1991

2006-07 RESULTS (8-19)

73 Harris-Stowe ■....56
55 Drury....77
89 William Penn ■....63
66 Ill.-Springfield ■....60
64 Lincoln (Mo.)....50
60 Lincoln (Mo.) ■....44
36 Mo. Southern St.....53
54 Rockhurst....63
55 Mo.-Rolla ■....57
62 Pittsburg St....65
65 Fort Hays St. ■....69
73 Mo. Western St....81
57 Emporia St. ■....64
58 Washburn ■....83
57 Northwest Mo. St....80
77 Southwest Baptist....66
61 Central Mo. ■....59
71 Mo. Southern St. ■....55
67 Quincy ■....76
62 Central Mo.....98
53 Southwest Baptist ■....66
70 Northwest Mo. St. ■....80
63 Washburn....94
74 Mo. Western St. ■....84
63 Fort Hays St.....79
62 Emporia St.....77
77 Pittsburg St. ■....82

Nickname: Bulldogs
Colors: Purple & White
Arena: Pershing
Capacity: 3,000; Year Built: 1959
AD: Jerry Wollmering
SID: Daniel Newton

TUFTS

Medford, MA 02155..... III

Coach: Carla Berube, Connecticut 1997

2006-07 RESULTS (18-8)

57 Suffolk †....59
62 Endicott....42
73 Western New Eng....56
65 Babson....61
61 Salem St....43
82 Simmons ■....50
90 Wellesley ■....45
61 Plattsburgh St. †....37
55 WPI....61
45 Brandeis ■....57
59 Fitchburg St. ■....64
64 Emmanuel (Mass.)....72
58 Amherst....53
56 Trinity (Conn.)....49
61 Worcester St....45
72 Bates ■....64
62 Wheaton (Mass.) ■....63
65 Connecticut Col. ■....41
50 Wesleyan (Conn.) ■....48
61 Middlebury ■....50
58 Williams ■....53
41 Bowdoin....60
71 Colby....62
65 Middlebury ■....50
52 Bates ■....39
48 Bowdoin....64

Nickname: Jumbos
Colors: Brown & Blue
Arena: Cousens Gym
Capacity: 1,000; Year Built: 1932
AD: Bill Gehling
SID: Paul Sweeney

TULANE

New Orleans, LA 70118-0000..... I

Coach: Lisa Stockton, Wake Forest 1986

2006-07 RESULTS (26-7)

75 Stephen F. Austin ■....52
76 Rhode Island ■....70
39 LSU ■....59
94 Loyola (La.) ■....50
72 Villanova †....60
69 Florida Int'l....64
50 Texas Tech....77
82 Miami (Ohio)....67
83 Alabama ■....68
83 Lamar ■....70
58 Winthrop....53
78 Fordham ■....44
68 Texas-Arlington ■....65
76 UTEP....80
83 Houston ■....61
52 Rice ■....61
75 Tulsa....62
63 SMU....58
81 UTEP ■....56
66 Southern Miss. ■....50
85 UCF ■....47
71 Houston....56
71 Rice....68
77 Memphis....61
66 UAB ■....48
67 Marshall....64
68 East Caro....76
78 SMU ■....72
78 Tulsa ■....70
62 Houston †....55
52 Rice †....64
76 Jackson St. ■....43
73 Mississippi St.....79

Nickname: Green Wave
Colors: Olive Green & Sky Blue
Arena: Fogelman Arena
Capacity: 3,600; Year Built: 1933
AD: Rick Dickson
SID: To be named

TULSA

Tulsa, OK 74104-3189..... I

Coach: Charlene Thomas-Swinson, Auburn 1992

2006-07 RESULTS (11-19)

67 Southeast Mo. St. ■....54
60 South Ala. ■....55
61 Oral Roberts....74
37 LSU †....61
61 UTSA....57
43 Florida St.....60
49 Oklahoma ■....72
55 Stephen F. Austin....66
70 Missouri St. ■....51
67 Arkansas ■....78
65 Charlotte †....85
51 St. Peter's....38
54 SMU....64
60 UAB....76
87 Memphis....71
62 Tulane ■....75
68 UTEP ■....70
74 SMU ■....55
54 Houston....70
65 Rice....83
56 Southern Miss. ■....52
69 UCF....75
74 Marshall ■....58
61 East Caro. ■....62
81 Houston ■....73
45 Rice ■....50
56 UTEP....66
70 Tulane....78
73 Southern Miss. ■....64
65 UAB ■....67

Nickname: Golden Hurricane
Colors: Old Gold, Royal Blue & Crimson
Arena: Donald W. Reynolds Center
Capacity: 8,355; Year Built: 1998
AD: Lawrence R. Cunningham
SID: Stephanie Hall

TUSCULUM

Greeneville, TN 37743..... II

Coach: Melissa Tiber, West Liberty St. 1994

2006-07 RESULTS (16-13)

79 Converse ■....55
83 S.C. Upstate ■....63
91 North Greenville ■....74
77 West Virginia St....72
68 Davis & Elkins †....42
83 Concord....97
61 Bluefield St.....53
82 Benedict ■....49
71 Francis Marion ■....61
69 Columbus St.....74
52 GCSU †....64
80 Presbyterian ■....75
58 Lenoir-Rhyne ■....50
70 Lincoln Memorial....59
56 Catawba....81
56 Carson-Newman....62
48 Newberry ■....61
58 Wingate ■....75
78 Mars Hill....90
68 Lenoir-Rhyne....76
73 Lincoln Memorial ■....59
68 Catawba ■....73
71 Wingate....93
70 Carson-Newman ■....71
62 Newberry....55
62 Presbyterian....61
93 Mars Hill ■....68
81 Catawba....61
62 Newberry †....75

Nickname: Pioneers
Colors: Black & Orange
Arena: Pioneer Arena
Capacity: 2,000; Year Built: 1998
AD: Ed Hoffmeyer
SID: Dom Donnelly

TUSKEGEE

Tuskegee, AL 36088..... II

Coach: Belinda Roby, Mississippi St. 1984

2006-07 RESULTS (16-11)

46 Alabama St.....53
58 Montevallo....67
68 Clark Atlanta ■....59
62 Grambling....75
59 Mississippi Val.....44
53 GCSU †....60
56 Columbus St. †....61
68 Stillman ■....58
55 Fort Valley St.....57
60 Albany St. (Ga.)....46
69 Miles ■....53
48 LeMoyne-Owen ■....54
73 Stillman....64
69 Miles....60
73 LeMoyne-Owen....54
77 Clark Atlanta....49
75 Kentucky St. ■....53
82 Lane ■....70
62 Benedict....71
67 Paine....69
59 Fort Valley St. ■....48
78 Albany St. (Ga.) ■....70
60 Benedict ■....70
59 Paine ■....47
58 Lane....52
48 Kentucky St.....43
48 Albany St. (Ga.) †....51

Nickname: Tigerettes
Colors: Crimson & Old Gold
Arena: James Center Arena
Capacity: 5,000; Year Built: 1987

AD: Emmett L. Taylor
SID: Arnold Houston

UCLA

Los Angeles, CA 90095-1405 I

Coach: Kathy Olivier, UNLV 1982

2006-07 RESULTS (14-18)

87	UC Santa Barb. ■	62
60	Tennessee	83
70	UC Riverside	60
68	Oklahoma ■	77
57	Gonzaga †	62
87	Sacramento St. †	64
60	Texas Tech †	75
84	Cal St. Fullerton	74
66	UC Irvine	62
64	Delaware St. †	54
63	New Mexico	72
70	Baylor ■	83
77	California ■	68
59	Stanford ■	68
74	Washington St.	71
67	Washington	72
52	Oregon St. ■	56
77	Oregon ■	70
72	Southern California ■	75
52	Arizona St.	92
76	Arizona	73
73	Washington ■	67
73	Washington St. ■	70
60	Oregon	76
75	Oregon St.	65
55	Southern California	62
63	Arizona ■	66
69	Arizona St. ■	80
54	Stanford	65
69	California	88
72	Washington St. †	58
64	Arizona St. †	74

Nickname: Bruins
Colors: Blue & Gold
Arena: Pauley Pavilion
Capacity: 12,500; Year Built: 1965
AD: Daniel G. Guerrero
SID: Marc Dellins

UNION (N.Y.)

Schenectady, NY 12308 III

Coach: Mary Ellen Burt, Southern California 1982

2006-07 RESULTS (13-12)

58	Utica ■	67
52	New Paltz St. ■	60
55	Williams ■	81
71	Middlebury ■	58
76	Elms	52
56	Rochester	70
43	Bowdoin †	64
73	Springfield	59
62	Drew	72
65	Skidmore	45
55	Rensselaer	67
66	Vassar	42
55	Hartwick ■	53
72	Hamilton ■	68
87	William Smith ■	66
47	Clarkson	40
58	St. Lawrence	80
48	Skidmore ■	74
55	William Smith	42
48	Hamilton	59
67	Vassar ■	55
67	Rensselaer ■	58
56	St. Lawrence ■	59
63	Clarkson ■	47
52	Hamilton †	70

Nickname: Dutchwomen
Colors: Garnet
Arena: Viniar Sports Complex
Capacity: 1,500; Year Built: 2400
AD: James McLaughlin
SID: Eric McDowell

UPPER IOWA

Fayette, IA 52142 II

Coach: Ben Conrad, UNI 1999

2006-07 RESULTS (9-19)

70	William Penn ■	43
68	Loras ■	46
50	St. Ambrose ■	56
79	Waldorf ■	74
92	Mary ■	83
71	Northern St. ■	79
66	Mt. Mercy ■	56
64	Winona St. ■	70
45	Wis.-Parkside ■	67
47	South Dakota †	92
37	Augustana (S.D.)	83
70	Southwest Minn. St.	63
52	Wayne St. (Neb.)	64
43	Minn. St. Moorhead ■	57
43	Concordia-St. Paul ■	65
64	Rockhurst ■	67
49	Minn.-Crookston	40
66	Bemidji St.	79
76	Mary	82
43	Northern St.	62
72	Winona St.	74
63	Wayne St. (Neb.) ■	64
78	Southwest Minn. St. ■	69
56	Concordia-St. Paul	85
60	Minn. St. Moorhead	62
59	Bemidji St. ■	74
83	Minn.-Crookston ■	57
68	Minn. St. Moorhead	75

Nickname: Peacocks
Colors: Peacock Blue & White
Arena: Dorman Memorial Gym
Capacity: 2,000; Year Built: 1963
AD: Gil Cloud
SID: Howard Thompson

URSINUS

Collegeville, PA 19426-1000 III

Coach: James Buckley, Villanova 1976

2006-07 RESULTS (19-10)

48	TCNJ †	53
74	Keystone †	47
69	Swarthmore ■	52
74	Washington (Md.)	60
59	Gettysburg	66
71	Bryn Mawr ■	35
72	Moravian	60
62	Albright ■	64
72	Misericordia †	60
53	Gwynedd-Mercy	74
61	McDaniel ■	73
55	Dickinson	66
56	Johns Hopkins ■	52
60	Muhlenberg	63
67	Swarthmore	55
74	Haverford ■	61
73	Washington (Md.) ■	60
56	Frank. & Marsh.	27
56	Bryn Mawr	36
85	Delaware Valley	79
47	Dickinson ■	50
53	Gettysburg ■	50
49	Johns Hopkins	60
63	Haverford	45
67	Muhlenberg ■	56
61	Gettysburg ■	40
63	McDaniel	53
61	Dickinson †	55
50	New York U.	84

Nickname: Bears
Colors: Red, Old Gold & Black
Arena: Helfferich Hall
Capacity: 2,500; Year Built: 1972
AD: Brian Thomas
SID: James Wagner

UTAH

Salt Lake City, UT 84112-9008 I

Coach: Elaine Elliott, Boise St. 1977

2006-07 RESULTS (19-14)

45	Gonzaga	57
55	Fresno St. ■	61
70	Utah Valley St.	68
51	Pittsburgh †	59
44	Oregon	50
77	Weber St.	43
66	Long Beach St. ■	43
70	Southern California ■	66
66	Arizona ■	60
47	Stanford	74
66	Montana St. ■	63
80	Northwestern ■	69
57	Georgetown	60
51	San Diego St. ■	48
49	New Mexico	48
73	Colorado St.	57
49	UNLV	37
72	TCU ■	61
80	Air Force ■	59
64	BYU ■	54
55	Wyoming	56
66	San Diego St.	71
65	New Mexico ■	73
64	Colorado St. ■	49
70	UNLV ■	55
50	TCU	74
60	Air Force	52
55	BYU	59
53	Wyoming ■	62
68	TCU †	67
49	BYU †	55
78	Montana ■	70
48	Illinois	59

Nickname: Utes
Colors: Crimson & White
Arena: Jon M. Huntsman Center
Capacity: 15,000; Year Built: 1969
AD: Christopher Hill
SID: Andy Seeley

UTAH ST.

Logan, UT 84322-7400 I

Coach: Raegan Pebley, Colorado 1997

2006-07 RESULTS (11-18)

60	Utah Valley St.	68
85	Idaho St. ■	83
55	Weber St. ■	72
67	St. Mary's (Cal.)	61
49	Pacific	56
56	Montana	86
53	Montana St.	71
43	Wyoming	62
68	Portland ■	58
57	St. Louis ■	60
40	Iowa St.	70
58	Colgate †	42
70	Boise St. ■	80
81	Fresno St. ■	75
78	Idaho ■	70
54	Louisiana Tech	69
58	San Jose St. ■	50
38	Boise St.	80
57	Hawaii ■	62
57	San Jose St.	65
68	New Mexico St.	51
57	Idaho	53
59	Nevada ■	44
63	Hawaii	79
70	New Mexico St. ■	67
58	Louisiana Tech ■	71
49	Nevada	61
60	Fresno St.	71
60	Nevada †	61

Nickname: Aggies
Colors: Navy Blue & White
Arena: Dee Glen Smith Spectrum
Capacity: 10,270; Year Built: 1970
AD: Randy Spetman
SID: Zach Fisher

UTAH VALLEY ST.

Orem, UT 84058 I

Coach: Cathy Nixon, BYU 1989

2006-07 RESULTS (15-13)

101	Mesa St. ■	82
68	Utah St. ■	60
68	Utah ■	70
75	San Diego St. ■	44
84	Southern Va. ■	57
79	New Mexico St. ■	72
81	Boise St. ■	66
89	Idaho St.	82
74	Southern Utah ■	63
68	Weber St.	60
57	BYU ■	71
69	UC Riverside ■	70
84	Montana St. ■	78
57	Portland	79
84	Portland St.	85
74	Idaho St. ■	85
75	UC Irvine	89
58	UC Santa Barb.	86
78	South Dakota St. ■	79
63	North Dakota St. ■	71
79	NJIT	48
70	IPFW	82
75	Tex.-Pan American ■	54
48	North Dakota St.	81
59	South Dakota St.	61
74	IPFW ■	71
71	NJIT ■	40
60	Tex.-Pan American	53

Nickname: Lakers
Colors: Blue, Black & White
Arena: McKay Center
Capacity: 8,500; Year Built: 1996
AD: Mike Jacobsen
SID: Clint Burgi

UTICA

Utica, NY 13502-4892 III

Coach: Michele Davis, Albany (N.Y.) 1997

2006-07 RESULTS (18-9)

66	Cazenovia †	58
53	SUNYIT	41
67	Union (N.Y.)	58
76	Hamilton ■	77
81	Cazenovia	51
86	Southern Vt. ■	49
51	Oswego St. ■	66
67	SUNYIT ■	57
57	Clarkson	45
68	Hartwick ■	59
53	Oneonta St. ■	64
58	Elmira	71
60	Ithaca	78
79	Alfred ■	69
66	St. John Fisher ■	59
68	Russell Sage ■	43
56	Rochester Inst.	48
77	Nazareth	56
64	Hartwick	69
75	Ithaca ■	56
62	Elmira ■	87
82	Nazareth ■	56
83	Rochester Inst. ■	53
65	St. John Fisher	55
69	Alfred	64
68	Ithaca †	79
54	William Smith ■	67

Nickname: Pioneers
Colors: Blue & Orange
Arena: Clark Athletic Center
Capacity: 2,200; Year Built: 1970
AD: James A. Spartano
SID: Gil Burgmaster

VALDOSTA ST.

Valdosta, GA 31698 II

Coach: Kiley Hill, Arkansas Tech 1995

2006-07 RESULTS (24-7)

58 Nova Southeastern 52
49 Florida Tech † 45
54 Nova Southeastern ■ 39
56 Albany St. (Ga.) ■ 32
35 Fla. Gulf Coast ■ 51
57 St. Leo ■ 37
67 Webber Int'l 39
32 Albany St. (Ga.) 49
71 Clayton St. ■ 78
76 Palm Beach Atl. 36
61 Bowie St. † 42
48 Fla. Gulf Coast 51
74 Paine ■ 45
72 Webber Int'l ■ 24
39 West Ga. ■ 24
52 North Ala. 55
74 Ala.-Huntsville 59
62 West Ala. 42
57 Montevallo ■ 51
49 West Fla. 32
64 Ala.-Huntsville ■ 51
53 North Ala. ■ 52
47 West Ga. 37
73 Palm Beach Atl. ■ 40
81 West Ala. ■ 56
72 Montevallo 49
50 West Fla. ■ 46
69 Harding † 42
51 Arkansas Tech † 62
64 Tampa † 57
41 Fla. Gulf Coast 50

Nickname: Lady Blazers
Colors: Red & Black
Arena: The Complex
Capacity: 5,350; Year Built: 1982
AD: Herb F. Reinhard III
SID: Jessica Steadman

VALPARAISO

Valparaiso, IN 46383-6493 I

Coach: Keith Freeman, Huntington 1986

2006-07 RESULTS (20-11)

45 Northwestern 64
51 Indiana 85
62 Northern Ariz. ■ 56
50 Akron 49
82 Bradley ■ 73
77 Loyola (Ill.) 74
71 Indiana St. † 83
59 Ball St. † 68
49 UNI 67
59 Notre Dame ■ 60
45 Central Mich. ■ 62
60 St. Francis (Ind.) ■ 46
79 Huntington ■ 58
57 Oral Roberts 54
69 Centenary (La.) 43
78 IUPUI ■ 72
57 Oakland ■ 63
57 Western Ill. 51
75 IPFW 67
49 Southern Utah 56
52 UMKC 51
84 Centenary (La.) ■ 44
66 Oral Roberts ■ 56
44 Oakland 65
65 IUPUI 54
58 Western Ill. ■ 46
57 Chicago St. ■ 46
66 UMKC ■ 48
65 Southern Utah ■ 47
60 Southern Utah † 45
63 Oral Roberts 69

Nickname: Crusaders
Colors: Brown & Gold
Arena: Athletics-Recreation Ctr.
Capacity: 5,000; Year Built: 1984
AD: Mark LaBarbera
SID: Ryan Wronkowicz

VANDERBILT

Nashville, TN 37212 I

Coach: Melanie Balcomb, TCNJ 1984

2006-07 RESULTS (28-6)

81 Colorado 76
86 Western Ky. 78
79 Dartmouth ■ 49
102 A&M-Corpus Christi ■ 75
81 Fla. Atlantic ■ 49
67 California ■ 55
85 UAB 63
82 Clemson ■ 63
48 Duke 69
76 South Fla. 68
109 Lipscomb ■ 40
89 Indiana St. ■ 75
89 Princeton ■ 74
70 La Salle ■ 59
98 Arkansas ■ 61
66 Mississippi 76
67 South Carolina 66
82 Florida ■ 69
71 Georgia 83
72 Georgia Tech † 55
57 Tennessee ■ 67
61 Arkansas 34
63 Kentucky 62
91 Alabama ■ 51
80 Auburn ■ 45
84 Mississippi St. 64
83 South Carolina ■ 65
68 LSU ■ 58
53 Tennessee 73
105 Florida † 77
81 Georgia † 56
51 LSU † 45
62 Delaware St. † 47
56 Bowling Green † 59

Nickname: Commodores
Colors: Black & Gold
Arena: Memorial Gymnasium
Capacity: 14,100; Year Built: 1952
AD: David Williams II
SID: Chris Weinman

VASSAR

Poughkeepsie, NY 12604-0750 ... III

Coach: Barb Bausch, Cal St. Fullerton 1987

2006-07 RESULTS (6-18)

73 Southern Vt. ■ 43
58 Mitchell ■ 66
58 Hunter 62
49 Stevens Institute ■ 60
55 Wellesley † 38
47 Mount Holyoke † 66
53 Smith † 41
66 Morrisville St. 48
82 Russell Sage ■ 49
50 Skidmore ■ 44
42 Union (N.Y.) ■ 66
44 Rensselaer ■ 62
48 St. Lawrence 80
53 Clarkson 56
52 New Paltz St. 67
39 William Smith ■ 52
57 Hamilton ■ 74
56 Clarkson ■ 58
54 St. Lawrence ■ 74
55 Union (N.Y.) 67
69 Skidmore 76
51 Rensselaer 64
37 Hamilton 81
51 William Smith 72

Nickname: Brewers
Colors: Burgundy & Gray
Arena: Athletic & Fitness
Capacity: 850; Year Built: 2000
AD: Sharon Beverly
SID: Robin Jonathan Deutsch

VERMONT

Burlington, VT 05405 I

Coach: Sharon Dawley, St. Anselm 1983

2006-07 RESULTS (19-12)

48 Massachusetts ■ 60
67 Holy Cross ■ 53
57 East Caro. ■ 43
75 Rhode Island 52
56 Boston College † 48
59 Minnesota 74
73 Lafayette 64
84 Colgate 53
74 Manhattan ■ 65
91 Kent St. ■ 73
62 South Fla. † 77
55 Northeastern † 47
75 Siena ■ 56
87 Boston U. 74
66 Hartford ■ 64
71 Maine ■ 57
59 Albany (N.Y.) 62
55 Binghamton 64
71 Stony Brook ■ 72
70 New Hampshire ■ 44
46 UMBC 38
49 Boston U. ■ 61
42 Hartford 56
80 Maine 74
67 Binghamton ■ 77
72 UMBC ■ 80
87 Stony Brook 96
59 New Hampshire 56
65 Albany (N.Y.) ■ 61
70 Maine † 57
56 UMBC † 67

Nickname: Catamounts
Colors: Green & Gold
Arena: Roy L. Patrick Gymnasium
Capacity: 3,228; Year Built: 1963
AD: Robert Corran
SID: Lisa Champagne

VILLA JULIE

Stevenson, MD 21153-9999 III

Coach: Chris Ramer, Towson 1972

2006-07 RESULTS (19-10)

62 Carnegie Mellon † 70
52 Frank. & Marsh. 56
46 York (Pa.) 64
75 Gallaudet 60
71 Bard ■ 17
53 Frostburg St. 43
71 Chestnut Hill ■ 49
63 Baptist Bible (Pa.) 44
45 Juniata ■ 55
56 Shenandoah ■ 49
64 Chestnut Hill 71
69 Keystone ■ 45
66 Penn St.-Berks 40
64 Purchase St. 53
46 Phila. Biblical ■ 47
61 Keuka 59
78 Cazenovia 59
46 Polytechnic (N.Y.) ■ 51
61 Penn St.-Berks ■ 50
57 D'Youville ■ 55
55 Polytechnic (N.Y.) 43
54 St. Mary's (Md.) ■ 64
57 Phila. Biblical 43
70 Notre Dame (Md.) 63
76 Purchase St. ■ 43
73 Penn St.-Berks ■ 61
60 Chestnut Hill † 58
44 Keuka 67
50 King's (Pa.) ■ 64

Nickname: Mustangs
Colors: Green, Black & White
Arena: Villa Julie Student Union
Capacity: 1,200; Year Built: 1997
AD: Brett C. Adams
SID: Jeb Barber

VILLANOVA

Villanova, PA 19085-1674 I

Coach: Harry Perretta, Lycoming 1978

2006-07 RESULTS (8-21)

63 Delaware 68
62 La Salle ■ 74
51 Fairfield 37
69 Marist ■ 64
60 Tulane † 72
66 North Fla. † 47
47 George Washington 73
57 Penn 50
48 South Fla. ■ 60
59 Binghamton 40
66 Temple ■ 68
54 Loyola (Md.) ■ 61
62 Manhattan ■ 46
48 St. Joseph's 56
70 West Virginia ■ 64
51 Syracuse 62
70 Marquette 76
53 DePaul ■ 56
45 West Virginia 59
49 St. John's (N.Y.) ■ 59
59 Louisville ■ 64
51 Georgetown 54
53 Pittsburgh 66
51 Seton Hall 56
58 Notre Dame ■ 75
32 Rutgers ■ 62
50 Cincinnati 60
49 Connecticut 92
66 Providence ■ 47

Nickname: Wildcats
Colors: Blue & White
Arena: The Pavilion
Capacity: 6,500; Year Built: 1985
AD: Vincent Nicastro
SID: Dean Kenefick

VIRGINIA

Charlottesville, VA 22904-4821 I

Coach: Debbie Ryan, Ursinus 1975

2006-07 RESULTS (19-15)

69 Rhode Island 56
92 Old Dominion ■ 72
84 Marquette ■ 76
71 Liberty ■ 75
55 South Dakota St. † 62
76 UCF † 47
71 Temple ■ 65
85 Seton Hall ■ 65
75 Marshall 58
100 Cleveland St. ■ 60
60 Connecticut ■ 96
86 Maine ■ 66
81 UAB ■ 63
70 Richmond 73
62 North Carolina 96
77 Wake Forest ■ 70
65 Boston College ■ 63
68 Maryland 95
58 Virginia Tech ■ 60
60 North Carolina St. 71
47 Florida St. 63
61 Duke ■ 76
73 Miami (Fla.) ■ 60
90 North Fla. ■ 57
74 Maryland ■ 83
79 Virginia Tech 76
77 Florida St. ■ 79
49 Georgia Tech 73
86 Clemson 85
89 Clemson † 82
58 Duke † 79
74 Charlotte ■ 72
73 South Fla. ■ 71
78 Wisconsin 84

Nickname: Cavaliers
Colors: Orange & Blue
Arena: John Paul Jones Arena
Capacity: 15,000; Year Built: 2006
AD: Craig K. Littlepage
SID: Jim Daves

VCU

Richmond, VA 23284-3013 I

Coach: Beth Cunningham, Notre Dame 1997

2006-07 RESULTS (17-13)

68 Central Conn. St. 47
58 Radford 55
60 St. Joseph's ■ 59
67 Albany (N.Y.) ■ 55
78 East Caro. ■ 73
71 Norfolk St. 49
63 James Madison 73
56 Richmond 60
50 Toledo 76
68 Appalachian St. 79
69 Longwood ■ 43
70 Old Dominion ■ 81
57 Hofstra 63
68 Towson 74
56 UNC Wilmington ■ 55
80 Northeastern ■ 74
75 Georgia St. 64
62 Old Dominion 84
52 Towson ■ 59
51 Delaware ■ 82
57 George Mason 54
63 James Madison ■ 76
53 Drexel 50
68 William & Mary ■ 54
61 George Mason ■ 52
76 UNC Wilmington 64
78 Georgia St. ■ 67
53 William & Mary 75
74 Northeastern † 58
58 Delaware 79

Nickname: Rams
Colors: Black & Gold
Arena: Alltel Pavilion
Capacity: 7,500; Year Built: 1999
AD: Norwood Teague
SID: Chris Kowalczyk

VIRGINIA ST.

Petersburg, VA 23806-0001 II

Coach: James Hill, Shaw 2003

2006-07 RESULTS (9-20)

58 Miles 51
58 Stillman 75
57 Wingate ■ 86
58 Dist. Columbia ■ 55
36 Johnson C. Smith 56
49 Lincoln Memorial ■ 54
33 Dist. Columbia 46
58 St. Augustine's ■ 48
64 Fayetteville St. 85
42 Bowie St. ■ 85
67 Livingstone ■ 76
82 Allen ■ 27
50 Shaw 51
65 Elizabeth City St. 76
47 Virginia Union ■ 49
46 N.C. Central ■ 66
65 Livingstone 67
45 St. Augustine's 54
41 N.C. Central 75
49 St. Paul's 47
40 Johnson C. Smith ■ 52
58 Virginia Union 55
87 Fayetteville St. ■ 80
74 Elizabeth City St. ■ 69
55 Shaw ■ 68
56 St. Paul's ■ 63
37 Bowie St. 45
57 Virginia Union † 46
41 N.C. Central † 75

Nickname: Trojans
Colors: Orange & Navy Blue
Arena: Daniel Gymnasium
Capacity: 3,454; Year Built: 1965
AD: Peggy L. Davis
SID: Paul Williams

VIRGINIA TECH

Blacksburg, VA 24061 I

Coach: Beth Dunkenberger, Randolph 1988

2006-07 RESULTS (19-15)

60 Radford ■ 67
97 Howard † 78
60 West Virginia † 56
40 LSU 70
66 Delaware St. ■ 50
69 Iowa St. † 75
87 Tennessee Tech † 52
41 William & Mary ■ 64
80 Charlotte ■ 68
55 Liberty 52
78 East Tenn. St. ■ 64
59 UAB 70
43 Winston-Salem ■ 33
71 Detroit ■ 57
74 Wake Forest ■ 54
68 North Carolina 102
54 Duke ■ 86
56 UNC Greensboro 45
60 Florida St. ■ 70
74 Wake Forest 34
60 Virginia 58
78 Miami (Fla.) ■ 71
65 Duke 75
77 Morehead St. ■ 64
73 Georgia Tech ■ 68
59 Maryland 78
69 Clemson 73
76 Virginia ■ 79
63 North Carolina St. ■ 68
67 Boston College 52
60 Boston College † 54
60 North Carolina † 90
74 Western Caro. ■ 64
73 Auburn ■ 81

Nickname: Hokies
Colors: Burnt Orange & Chicago Maroon
Arena: Cassell Coliseum
Capacity: 9,847; Year Built: 1962
AD: James C. Weaver
SID: Torye Hurst

VIRGINIA UNION

Richmond, VA 23220-1790 II

Coach: Bryan Underwood, Virginia Union 2004

2006-07 RESULTS (8-18)

55 St. Augustine's 63
67 Fayetteville St. 83
54 Livingstone ■ 61
49 Liberty 66
57 Norfolk St. 59
45 Johnson C. Smith 39
80 Fayetteville St. ■ 82
73 Dist. Columbia ■ 46
65 St. Paul's 56
56 Chowan ■ 40
44 Dist. Columbia 39
49 Virginia St. 47
66 Bowie St. 69
50 Johnson C. Smith ■ 55
57 Elizabeth City St. ■ 68
41 Shaw 74
62 St. Augustine's ■ 60
62 Livingstone 70
70 Bowie St. ■ 74
56 N.C. Central 63
55 Virginia St. ■ 58
40 Shaw ■ 45
68 St. Paul's ■ 60
53 N.C. Central ■ 72
62 Elizabeth City St. 78
46 Virginia St. † 57

Nickname: Panthers
Colors: Steel & Maroon
Arena: Barco-Stevens Hall
Capacity: 2,200; Year Built: 1939
AD: Michael Bailey
SID: Jim Junot

VA. WESLEYAN

Norfolk, VA 23502-5599 III

Coach: Stephany Dunmyer, Kenyon 2000

2006-07 RESULTS (21-7)

67 St. Olaf ■ 42
69 Maryville (Tenn.) ■ 83
77 Chris. Newport 63
50 Bridgewater (Va.) 66
75 Roanoke ■ 67
66 Wash. & Lee ■ 54
70 Randolph-Macon ■ 67
117 Randolph ■ 60
56 Lake Forest † 80
71 Cal St. East Bay † 62
66 Wash. & Lee 50
78 Emory & Henry 45
65 Guilford 55
107 Hollins ■ 22
69 Lynchburg ■ 44
87 Hollins 24
67 Roanoke 51
53 East. Mennonite ■ 54
88 Emory & Henry ■ 55
83 Guilford ■ 48
73 Randolph 32
43 Randolph-Macon 49
63 Lynchburg 45
65 Bridgewater (Va.) ■ 50
51 East. Mennonite 53
75 Guilford † 49
73 Wash. & Lee † 62
65 Randolph-Macon † 76

Nickname: Blue Marlins
Colors: Navy Blue & Silver
Arena: Batten Center
Capacity: 1,200; Year Built: 2002
AD: Sonny A. Travis
SID: Joe Wasiluk

WAGNER

Staten Island, NY 10301-4495 I

Coach: Gela Mikalauskas, Kean 1977

2006-07 RESULTS (3-26)

52 Princeton 70
70 New Hampshire 80
72 Lafayette ■ 65
53 La Salle ■ 74
58 Massachusetts 73
70 Mt. St. Mary's ■ 83
47 Robert Morris ■ 78
46 Columbia 66
67 Iona 74
56 American ■ 73
59 Rider ■ 71
42 Cornell ■ 57
30 Fairleigh Dickinson 67
54 Monmouth 83
69 Central Conn. St. 63
53 Quinnipiac ■ 63
49 Sacred Heart 76
61 NJIT ■ 41
44 St. Francis (N.Y.) ■ 52
40 Long Island ■ 67
45 Mt. St. Mary's 61
47 Long Island 59
54 Sacred Heart ■ 79
50 Monmouth ■ 59
68 St. Francis (Pa.) 79
50 Robert Morris 95
47 St. Francis (N.Y.) 61
49 Fairleigh Dickinson ■ 67
62 St. Francis (Pa.) ■ 67

Nickname: Seahawks
Colors: Green & White
Arena: Spiro Sports Center
Capacity: 2,100; Year Built: 1999
AD: Walt Hameline
SID: Kevin Ross

WAKE FOREST

Winston-Salem, NC 27109 I

Coach: Mike Petersen, Northwest Chrst. 1983

2006-07 RESULTS (9-20)

53 Indiana † 75
45 Washington St. † 37
71 Western Caro. ■ 74
62 High Point ■ 48
74 Wofford ■ 72
71 Florida A&M ■ 62
58 Towson ■ 45
69 Charleston So. ■ 56
55 Wright St. 49
65 Winthrop ■ 57
47 James Madison ■ 57
55 Richmond ■ 67
54 Virginia Tech 74
57 Clemson ■ 73
53 UNC Asheville ■ 58
70 Virginia 77
57 North Carolina St. 80
34 Virginia Tech ■ 74
60 Maryland 83
82 Winston-Salem ■ 66
45 Georgia Tech ■ 58
53 North Carolina St. ■ 79
51 Miami (Fla.) 77
45 Duke ■ 77
53 Clemson 76
42 Boston College ■ 56
47 North Carolina 96
57 Florida St. ■ 74
53 Florida St. † 70

Nickname: Demon Deacons
Colors: Old Gold & Black
Arena: Lawrence Joel Coliseum
Capacity: 14,665; Year Built: 1989
AD: Ronald D. Wellman
SID: Scott Wortman

WARTBURG

Waverly, IA 50677-1003 III

Coach: Bob Amsberry, Buena Vista 1990

2006-07 RESULTS (13-13)

59 Lewis & Clark 74
64 Willamette † 41
45 Gust. Adolphus 60
71 Coe 55
82 Bethany Lutheran 67
67 Augustana (Ill.) ■ 58
82 Neb. Wesleyan ■ 69
55 Wis.-La Crosse † 54
42 Viterbo † 58
58 Buena Vista † 71
80 Central (Iowa) ■ 71
63 Luther ■ 74
46 Simpson 69
58 Cornell College 44
60 Buena Vista ■ 69
48 Loras 45
35 Luther 50
45 Simpson ■ 65
73 Dubuque 65
58 Buena Vista 62
65 Coe ■ 71
83 Dubuque ■ 66
59 Loras ■ 64
76 Central (Iowa) 74
65 Cornell College ■ 57
85 Buena Vista 91

Nickname: Knights
Colors: Orange & Black
Arena: Knights Gym
Capacity: 1,800; Year Built: 1949
AD: Rick Willis
SID: Mark Adkins

WASHBURN

Topeka, KS 66621 II

Coach: Ron McHenry, Washburn 1984

2006-07 RESULTS (29-4)

81 Southwestern Okla. † 40
93 Cameron † 65
89 Cameron ■ 66
90 Lynn ■ 40
69 Southwestern (Kan.) ■ 36
68 Mo. Western St. ■ 76
81 Benedictine (Kan.) ■ 65
81 Lincoln (Mo.) ■ 29
90 Northwood (Mich.) † 44
69 Glenville St. † 57
66 Central Mo. 44
69 Emporia St. ■ 62
71 Northwest Mo. St. ■ 57
78 Fort Hays St. ■ 34
83 Truman 58
88 Southwest Baptist ■ 56
84 Pittsburg St. ■ 55
65 Mo. Southern St. 54
47 Mo. Western St. 49
81 Mo. Southern St. ■ 50
73 Pittsburg St. 56
76 Southwest Baptist 56
94 Truman ■ 63
86 Northwest Mo. St. 73
67 Emporia St. 74
68 Fort Hays St. 48
63 Central Mo. ■ 53
78 Southwest Baptist † 53
73 Emporia St. † 61
71 Mo. Western St. † 70
74 Angelo St. † 54
54 West Tex. A&M † 39
70 Tex. A&M-Commerce † 71

Nickname: Lady Blues
Colors: Yale Blue & White
Arena: Lee Arena
Capacity: 3,904; Year Built: 1984
AD: Loren Ferre'
SID: Gene Cassell

WASHINGTON

Seattle, WA 98195 I

Coach: June Daugherty, Ohio St. 1978

2006-07 RESULTS (18-13)

61 Marquette 78
64 Purdue 88
67 Eastern Wash. 59
96 St. Louis ■ 69
81 UNI ■ 63
78 Kent St. 81
79 Ohio St. 84
65 Texas A&M ■ 59
79 Nevada ■ 60
75 Gonzaga ■ 61
84 Florida St. ■ 65
60 Oregon 56
71 Oregon St. 67
76 Southern California ■ 60
72 UCLA ■ 67
83 Arizona 66
83 Arizona St. 88
56 Stanford ■ 77
49 California ■ 72
86 Washington St. ■ 64
67 UCLA 73
58 Southern California 78
64 Arizona St. ■ 75
79 Arizona ■ 64
79 California 76
54 Stanford 80
81 Washington St. 49
70 Oregon St. ■ 59
61 Oregon ■ 46
77 Southern California † 81
60 Iowa St. † 79

Nickname: Huskies
Colors: Purple & Gold
Arena: Bank of America Arena
Capacity: 10,000; Year Built: 1927
AD: Todd Turner
SID: Erin Rowley

WASHINGTON (MD.)

Chestertown, MD 21620-1197 III

Coach: Gail Gilchrest-Wallach, Kean 1998

2006-07 RESULTS (12-13)

52 Rutgers-Camden † 53
63 Rosemont † 54
71 Chestnut Hill ■ 67
60 Ursinus ■ 74
55 Dickinson ■ 66
59 Haverford 63
59 Johns Hopkins 77
60 Muhlenberg 79
78 St. Joseph (Vt.) 51
76 Southern Vt. 50
73 Wilson 38
64 Gettysburg ■ 63
66 Frank. & Marsh. ■ 52
44 Dickinson 66
47 McDaniel 80
64 Muhlenberg ■ 63
59 Johns Hopkins ■ 72
60 Ursinus 73
82 Bryn Mawr ■ 46
73 Wesley 63
57 Gettysburg 70
64 Haverford ■ 53
53 Frank. & Marsh. 70
74 Swarthmore 62
69 McDaniel ■ 83

Nickname: Shorewomen
Colors: Maroon & Black
Arena: Frank C. Russell Gymnasium at Cain Athletic Center
Capacity: 1,200; Year Built: 1957
AD: Bryan Matthews
SID: Phil Ticknor

WASHINGTON-ST. LOUIS

St. Louis, MO 63130-4899 III

Coach: Nancy Fahey, Wisconsin 1981

2006-07 RESULTS (25-6)

68 DePauw † 75
69 Central (Iowa) † 80
102 Blackburn ■ 39
81 Lake Forest ■ 83
73 Hanover ■ 45
66 St. Mary's (Ind.) † 62
58 North Park 34
69 McKendree ■ 57
76 Maryville (Mo.) ■ 63
67 Fontbonne ■ 53
71 Webster 29
51 Chicago 54
65 Case Reserve 62
69 Emory 54
57 Rochester ■ 36
76 Carnegie Mellon ■ 64
69 Brandeis ■ 50
78 New York U. ■ 71
58 New York U. 83
51 Brandeis 45
62 Emory ■ 50
67 Case Reserve ■ 56
72 Carnegie Mellon 55
66 Rochester 51
80 Chicago ■ 75
54 Manchester † 52
58 Lake Forest 47
59 Luther 58
57 Puget Sound † 48
72 New York U. † 53
52 DePauw † 55

Nickname: Bears
Colors: Red & Green
Arena: WU Field House
Capacity: 3,000; Year Built: 1984
AD: John M. Schael
SID: Nick Povalitis

WASH. & JEFF.

Washington, PA 15301-4801 III

Coach: Jina DeRubbo, Concord 1994

2006-07 RESULTS (20-9)

63 Ohio Wesleyan ■ 51
41 Mount Union ■ 46
46 Allegheny ■ 65
71 Marietta 42
62 Marian (Ind.) † 55
71 John Carroll ■ 63
65 Carnegie Mellon ■ 58
54 Westminster (Pa.) 64
63 Capital 73
71 Penn St.-Behrend 88
67 Hood † 24
61 Pitt.-Greensburg ■ 67
91 St. Vincent ■ 58
64 Waynesburg ■ 50
70 Bethany (W.V.) 51
53 Thomas More ■ 49
74 Thiel ■ 57
63 Grove City 51
48 Westminster (Pa.) ■ 55
70 Waynesburg 47
76 St. Vincent 56
49 Thomas More 48
67 Bethany (W.V.) ■ 54
67 Grove City ■ 49
83 Thiel 79
73 Thiel ■ 48
51 Westminster (Pa.) 57
69 Cabrini ■ 57
62 King's (Pa.) † 68

Nickname: Presidents
Colors: Red & Black
Arena: Henry Memorial Center
Capacity: 2,000; Year Built: 1970
AD: Bill Dukett
SID: Scott McGuinness

WASH. & LEE

Lexington, VA 24450 III

Coach: Mandy King, Southern Me. 1999

2006-07 RESULTS (16-11)

62 CCNY † 24
52 Swarthmore 45
46 Newport News 50
90 Hollins ■ 26
64 Randolph-Macon 66
54 Va. Wesleyan 66
56 Bridgewater (Va.) 78
50 Va. Wesleyan ■ 66
52 Roanoke 63
57 East. Mennonite ■ 67
76 Lynchburg 68
73 Randolph 49
64 Randolph-Macon ■ 75
64 Mary Baldwin ■ 54
65 Bridgewater (Va.) ■ 60
49 Guilford 46
66 Southern Va. 62
62 Emory & Henry 44
71 Randolph ■ 34
55 Roanoke ■ 50
66 Guilford ■ 72
48 East. Mennonite 68
87 Hollins 44
82 Emory & Henry ■ 67
80 Lynchburg ■ 64
53 East. Mennonite † 43
62 Va. Wesleyan † 73

Nickname: Generals
Colors: Royal Blue & White
Arena: Warner Center
Capacity: 2,500; Year Built: 1972
AD: George C. O'Connell Jr.
SID: Brian Laubscher

WASHINGTON ST.

Pullman, WA 99164-1602 I

Coach: Sherri Murrell, Pepperdine 1991

2006-07 RESULTS (5-24)

51 Kentucky 80
37 Wake Forest † 45
79 Sacramento St. ■ 65
56 Portland 67
72 Santa Clara 80
64 Montana St. ■ 70
76 Eastern Wash. ■ 70
72 San Jose St. 61
60 Montana ■ 71
72 Northwestern St. ■ 70
58 Oregon St. 41
55 Oregon 66
71 UCLA ■ 74
56 Southern California ■ 62
44 Arizona St. 89
57 Arizona 59
48 California ■ 55
55 Stanford ■ 63
64 Washington 86
47 Southern California 65
70 UCLA 73
51 Arizona ■ 55
41 Arizona St. ■ 66
34 Stanford 60
45 California 72
49 Washington ■ 81
34 Oregon ■ 51
61 Oregon St. ■ 66
58 UCLA † 72

Nickname: Cougars
Colors: Crimson & Gray
Arena: Friel Court
Capacity: 11,566; Year Built: 1973
AD: James Sterk
SID: Rachel Porter

WAYNE ST. (MICH.)

Detroit, MI 48202-3489 II

Coach: Gloria Bradley, Seton Hall 1984

2006-07 RESULTS (10-18)

54 Mo.-Rolla 70
63 Henderson St. † 75
63 Central St. (Ohio) ■ 55
56 Northern Ky. 97
66 Gannon ■ 87
88 Mercyhurst ■ 75
85 Hillsdale ■ 67
69 Ky. Wesleyan 92
69 Southern Ind. ■ 72
46 Lake Superior St. † 58
82 Saginaw Valley 76
68 SIU Edwardsville 84
40 Southern Ind. † 57
62 Northwood (Mich.) 84
60 Ashland 54
80 Findlay 68
62 Michigan Tech ■ 61
63 Northern Mich. ■ 54
50 Grand Valley St. 73
62 Lake Superior St. 80
82 Findlay ■ 71
67 Ashland ■ 70
57 Mercyhurst 51
63 Gannon 78
85 Ferris St. ■ 93
60 Saginaw Valley ■ 69
62 Hillsdale 69
59 Hillsdale 76

Nickname: Warriors
Colors: Green & Gold

Arena: Matthaei Building
Capacity: 2,000; Year Built: 1966
AD: Robert Fournier
SID: Jeff Weiss

WAYNE ST. (NEB.)

Wayne, NE 68787-1172 II

Coach: Ryun Williams, South Dakota 1992

2006-07 RESULTS (19-10)

65 Colorado Mines † 57
76 Colo. Christian 64
79 York (Neb.) ■ 53
91 Chadron St. 68
68 Bemidji St. ■ 76
79 Minn.-Crookston ■ 47
64 UC-Colo. Springs ■ 45
66 Northern St. 72
66 Mary 67
55 South Dakota 71
66 Mt. Mercy ■ 48
88 Neb.-Kearney ■ 99
89 Chadron St. ■ 59
65 Winona St. ■ 69
64 Upper Iowa ■ 52
65 Southwest Minn. St. 60
67 Minn. St. Moorhead 73
68 Concordia-St. Paul 79
84 Minn.-Crookston 44
73 Bemidji St. 80
78 Mary ■ 74
63 Northern St. ■ 60
64 Upper Iowa 63
65 Winona St. 42
72 Southwest Minn. St. ■ 59
90 Concordia-St. Paul ■ 78
74 Minn. St. Moorhead ■ 62
77 Winona St. ■ 70
74 Concordia-St. Paul 83

Nickname: Wildcats
Colors: Black & Gold
Arena: Rice Auditorium
Capacity: 2,500; Year Built: 1960
AD: Eric Schoh
SID: Mike Grosz

WAYNESBURG

Waynesburg, PA 15370 III

Coach: Terry Acker, Slippery Rock 1976

2006-07 RESULTS (9-16)

43 Penn St.-Behrend 67
67 Marietta † 55
54 Pitt.-Greensburg 49
37 Oneonta St. † 56
75 D'Youville † 79
52 Carnegie Mellon 66
61 Penn St.-Altoona ■ 59
44 Grove City 57
69 Mt. Aloysius ■ 51
51 Geneva ■ 68
41 Chatham 32
61 Thiel ■ 58
50 Wash. & Jeff. 64
60 Westminster (Pa.) ■ 68
74 Bethany (W.V.) ■ 69
48 St. Vincent 70
44 Thomas More 73
57 Grove City ■ 49
47 Wash. & Jeff. ■ 70
67 Thiel 76
65 Bethany (W.V.) 83
43 Westminster (Pa.) 60
53 Thomas More ■ 65
75 St. Vincent ■ 58
61 Bethany (W.V.) 65

Nickname: Yellow Jackets
Colors: Orange & Black
Arena: Marisa Field House
Capacity: 1,500; Year Built: 1985
AD: Rudy Marisa
SID: Matthew Kifer

WEBER ST.

Ogden, UT 84408-2701 I

Coach: Carla Taylor, Weber St. 1984

2006-07 RESULTS (17-14)

95 Northwest Nazarene ■ 70
69 UNI ■ 58
72 Utah St. 55
70 Western Caro. † 72
98 Idaho † 57
43 Utah ■ 77
65 Southern Ill. ■ 69
57 UC Santa Barb. 62
60 Utah Valley St. ■ 68
42 BYU 79
54 Kansas St. 59
77 St. Louis ■ 75
73 Air Force 78
78 Northern Colo. ■ 66
79 Northern Ariz. ■ 64
69 Sacramento St. 46
71 Portland St. 54
67 Montana St. ■ 66
64 Montana ■ 49
65 Idaho St. ■ 78
64 Eastern Wash. 52
56 Northern Colo. 45
57 Northern Ariz. 73
73 Eastern Wash. ■ 56
83 Portland St. ■ 62
61 Montana 76
79 Sacramento St. ■ 75
56 Idaho St. 81
63 Montana St. 66
77 Portland St. † 67
63 Idaho St. † 72

Nickname: Wildcats
Colors: Royal Purple & White
Arena: Dee Events Center
Capacity: 11,500; Year Built: 1977
AD: Jerry Graybeal
SID: Paul Grua

WEBSTER

St. Louis, MO 63119 III

Coach: Jayme Callahan, Mo. Southern St.

2006-07 RESULTS (6-19)

54 Marygrove † 70
40 Millikin 101
39 Ill. Wesleyan ■ 101
56 Mo. Baptist 61
50 Maryville (Mo.) ■ 81
64 MacMurray ■ 56
51 DePauw ■ 94
46 Rose-Hulman ■ 63
29 Washington-St. Louis ■ 71
57 Lincoln Christian 55
71 Westminster (Mo.) 64
59 Eureka ■ 65
53 Blackburn ■ 46
63 Greenville ■ 82
58 Fontbonne 81
58 Principia ■ 79
61 MacMurray 54
51 Maryville (Mo.) 90
66 Westminster (Mo.) ■ 73
50 Lincoln Christian ■ 62
63 Greenville 68
47 Eureka 53
62 Blackburn 56
66 Fontbonne ■ 76
52 Principia 67

Nickname: Gorloks
Colors: Gold, Navy Blue & White
Arena: Grant Gym
Capacity: 900; Year Built: 1992
AD: Thomas Hart
SID: Merry Graf

WELLESLEY

Wellesley, MA 02481-8203 III

Coach: Kathy Hagerstrom, Nebraska 1983

2006-07 RESULTS (4-19)

55 Endicott 58
45 Suffolk † 78
27 Brandeis 80
52 Rhode Island Col. ■ 64
38 Vassar † 55
55 Bryn Mawr † 54
70 Haverford 61
40 Regis (Mass.) ■ 38
45 Tufts 90
35 Mount Holyoke ■ 52
56 Wheaton (Mass.) 73
38 Babson 68
42 Coast Guard ■ 45
49 WPI ■ 63
55 Clark (Mass.) 79
61 MIT ■ 36
55 Smith 57
53 Wheaton (Mass.) ■ 63
54 Springfield 74
68 Mass.-Dartmouth 69
60 Babson ■ 82
55 MIT 63
42 WPI 59

Nickname: Blue
Colors: Blue & White
Arena: Towne Fieldhouse
Capacity: 1,000; Year Built: 1985
AD: Bridget Belgiovine
SID: Mindy Mangels

WENTWORTH INST.

Boston, MA 02115 III

Coach: Carrie Crawford, Buena Vista 1997

2006-07 RESULTS (12-13)

52 Wheaton (Mass.) 74
72 St. Joseph's (Me.) † 48
63 MIT 46
74 Gordon 51
50 Colby-Sawyer 64
75 Mount Ida 66
42 Concordia (Cal.) † 70
47 Newport News † 66
69 New England Col. 45
48 Emerson 54
45 New England ■ 53
61 Nichols ■ 66
55 Gordon ■ 62
93 Anna Maria ■ 64
75 Regis (Mass.) ■ 60
60 Endicott 67
58 Colby-Sawyer ■ 66
63 Endicott ■ 69
67 New England 61
54 Roger Williams ■ 48
54 Salve Regina 70
68 New England Col. ■ 44
72 Curry 47
73 Eastern Nazarene 64
35 Salve Regina 53

Nickname: Leopards
Colors: Black & Gold
Arena: Tansey Gymnasium
Capacity: 1,000; Year Built: 1970
AD: Lee Conrad
SID: Bill Gorman

WESLEY

Dover, DE 19901-3875 III

Coach: James Wearden, West Virginia 1985

2006-07 RESULTS (7-18)

54 Marymount (Va.) 91
55 Gettysburg † 58
45 Alvernia † 58
59 Salisbury 63
76 Trinity (D.C.) ■ 74
55 Alvernia 95
46 Neumann ■ 59
38 Cabrini ■ 49
55 DeSales 75
71 Rosemont 57
52 Eastern 49
71 Marywood ■ 72
83 Lancaster Bible ■ 18
59 Gwynedd-Mercy 76
68 Eastern ■ 66
65 Immaculata ■ 79
56 Neumann 67
44 Cabrini 79
63 Washington (Md.) ■ 73
91 Cedar Crest ■ 36
52 Immaculata 68
72 Arcadia 84
77 Rosemont ■ 62
58 Misericordia ■ 60
51 Notre Dame (Md.) 60

Nickname: Wolverines
Colors: Navy, Columbia and White
Arena: Jim & Shirley Wentworth Gymnasium
Capacity: 400; Year Built: 1962
AD: Michael Drass
SID: John Davis

WESLEYAN (CONN.)

Middletown, CT 06459 III

Coach: Kate Mullen, Central Conn. St. 1978

2006-07 RESULTS (15-9)

60 St. Benedict † 57
63 Emmanuel (Mass.) 70
75 St. Joseph (Conn.) ■ 37
70 Emmanuel (Mass.) ■ 72
67 Coast Guard 60
73 Springfield ■ 63
74 Rhode Island Col. ■ 56
49 Wis.-River Falls † 45
66 St. Scholastica † 64
75 Lasell ■ 43
86 Albertus Magnus ■ 42
55 Connecticut Col. 46
69 Amherst 81
60 Colby ■ 43
58 Bowdoin ■ 61
39 Williams ■ 50
66 Bates 69
48 Tufts 50
59 Trinity (Conn.) ■ 39
48 Amherst ■ 43
54 Middlebury 52
59 Williams 71
66 Westfield St. 48
53 Williams 63

Nickname: Cardinals
Colors: Red & Black
Arena: Silloway Gymnasium
Capacity: 1,200; Year Built: 2004
AD: John Biddiscombe
SID: Brian Katten

WESLEYAN (GA.)

Macon, GA 31210-4462 III

Coach: Sara Wilson, Rhodes 2001

2006-07 RESULTS (1-22)

41 Free Will Baptist ■ 57
31 Agnes Scott 82
32 Piedmont 81
45 Maryville (Tenn.) 116
50 Fisk 71
60 Judson (Ala.) ■ 64
60 St. Joseph's (Brkln) ■ 68
41 LaGrange ■ 84
56 Piedmont Bible ■ 66
38 Atlanta Christian 94

52 Spelman ■ 80
56 Piedmont ■ 85
63 Toccoa Falls ■ 73
41 Huntingdon ■ 100
36 Agnes Scott ■ 81
42 Atlanta Christian ■ 75
29 LaGrange 67
29 Huntingdon 96
41 Spelman 79
49 Judson (Ala.) 83
30 Maryville (Tenn.) ■ 103
54 Fisk ■ 51
42 Maryville (Tenn.) 97

Nickname: Pioneers
Colors: Purple & White
Arena: Porter Gym
Capacity: 700; Year Built: 1928
AD: Melissa Kelly
SID: Sara Wilson

WEST ALA.

Livingston, AL 35470 II

Coach: Amanda Marks, North Ala. 1988

2006-07 RESULTS (19-9)

70 Ouachita Baptist 74
85 Harding † 78
72 St. Leo † 64
59 Barry † 55
67 Southern Ark. 77
86 Ark.-Monticello ■ 68
67 Southern Ark. ■ 54
83 Ouachita Baptist ■ 68
84 Dillard ■ 37
42 Delta St. 72
70 Ark.-Monticello † 64
59 Delta St. ■ 56
60 Christian Bros. ■ 51
77 Ala.-Huntsville ■ 54
75 North Ala. ■ 65
51 West Ga. 53
42 Valdosta St. ■ 62
74 West Fla. ■ 77
62 Montevallo 52
75 Concordia-Selma ■ 40
76 Miles ■ 60
65 West Ga. ■ 48
61 North Ala. 78
93 Ala.-Huntsville 61
56 Valdosta St. 81
76 West Fla. 59
73 Montevallo ■ 60
55 Arkansas Tech † 65

Nickname: Tigers
Colors: Red & White
Arena: Pruitt Hall
Capacity: 1,500; Year Built: 1962
AD: E.J. Brophy
SID: Kyle Lewis

WEST CHESTER

West Chester, PA 19383 II

Coach: Deirdre Kane, Dayton 1976

2006-07 RESULTS (15-13)

88 Concord 95
72 Fairmont St. † 90
47 Phila. Sciences 62
69 Slippery Rock 63
75 Edinboro 70
56 Concord ■ 69
65 Columbia Union ■ 48
61 California (Pa.) 65
50 Shippensburg ■ 78
61 Lock Haven ■ 64
57 Kutztown 50
67 Indiana (Pa.) ■ 63
79 Clarion ■ 70
70 Pitt.-Johnstown 81
55 East Stroudsburg 72
61 Philadelphia U. ■ 80
77 Cheyney ■ 62
70 Mansfield ■ 63
59 Bloomsburg 56
62 Millersville ■ 61
69 Kutztown ■ 64
82 Columbia Union 71
74 East Stroudsburg ■ 53
69 Cheyney 59
74 Mansfield 84
87 Bloomsburg ■ 74
61 Millersville 69
54 Millersville ■ 57

Nickname: Golden Rams
Colors: Purple & Gold
Arena: Hollinger Field House
Capacity: 2,500; Year Built: 1949
AD: Edward Matejkovic
SID: James Zuhlke

WEST FLA.

Pensacola, FL 32514 II

Coach: Shannan Bergen, Radford 1995

2006-07 RESULTS (13-15)

57 Fla. Gulf Coast 69
51 Fla. Southern 62
52 Albany St. (Ga.) 55
61 Barry ■ 34
70 St. Leo ■ 50
97 Dillard ■ 50
58 Spring Hill ■ 49
60 Albany St. (Ga.) ■ 44
73 Mobile 80
58 Nova Southeastern 49
89 Fla. Memorial 53
50 Loyola (La.) ■ 64
53 Southern Ark. ■ 56
47 Harding ■ 71
57 Fla. Gulf Coast ■ 87
49 West Ga. ■ 35
61 Ala.-Huntsville 54
64 North Ala. 71
44 Montevallo 62
77 West Ala. 74
32 Valdosta St. ■ 49
65 North Ala. ■ 71
75 Ala.-Huntsville ■ 65
65 West Ga. 64
71 Montevallo ■ 63
59 West Ala. ■ 76
46 Valdosta St. 50
62 Harding † 86

Nickname: Argonauts
Colors: Blue & Green
Arena: UWF Field House
Capacity: 3,000; Year Built: 1969
AD: Richard C. Berg
SID: Jake Fish

WEST GA.

Carrollton, GA 30118 II

Coach: Craig Roden, West Ala. 1978

2006-07 RESULTS (12-15)

44 North Ga. † 68
53 Ark.-Monticello † 48
52 Clark Atlanta ■ 43
74 Southern Ark. † 62
38 Delta St. 68
45 Columbus St. ■ 66
52 St. Leo † 40
38 Fla. Gulf Coast † 67
56 Clayton St. ■ 60
42 Columbus St. 61
57 Miles 30
71 Bluefield Col. 38
53 Eckerd † 46
62 Elizabeth City St. † 57
45 Clayton St. 48
35 West Fla. 49
24 Valdosta St. 39
63 Montevallo ■ 39
53 West Ala. ■ 51
52 North Ala. ■ 55
63 Ala.-Huntsville ■ 53
44 Montevallo 61
48 West Ala. 65
37 Valdosta St. ■ 47
64 West Fla. ■ 65
59 Ala.-Huntsville 49
49 North Ala. 52

Nickname: Wolves
Colors: Blue & Red
Arena: HPE Building
Capacity: 2,800; Year Built: 1965
AD: Edward G. Murphy
SID: Mitch Gray

WEST LIBERTY ST.

West Liberty, WV 26074 II

Coach: Lynn Ullom, West Liberty St. 1985

2006-07 RESULTS (21-10)

93 S.C. Upstate † 92
74 Converse † 50
70 Lock Haven † 50
75 Indiana (Pa.) 72
86 Edinboro † 84
70 Gannon 79
69 Ashland † 75
73 Edinboro 63
73 West Va. Wesleyan 66
85 Ohio Valley ■ 55
87 Shepherd 94
90 Davis & Elkins ■ 38
58 Salem Int'l 67
96 West Virginia St. 78
72 Wheeling Jesuit ■ 58
84 Pitt.-Johnstown 85
60 Charleston (W.V.) 67
69 Fairmont St. ■ 42
80 Concord ■ 48
92 Bluefield St. ■ 50
97 Ohio Valley 89
88 Salem Int'l ■ 73
48 Glenville St. 77
77 Shepherd ■ 55
98 Alderson-Broaddus ■ 58
73 Wheeling Jesuit 89
60 Fairmont St. 73
72 Davis & Elkins ■ 47
69 Wheeling Jesuit † 62
76 Charleston (W.V.) † 58
44 Glenville St. † 69

Nickname: Lady Hilltoppers
Colors: Black & Gold
Arena: ASRC
Capacity: 1,200; Year Built: 2000
AD: James W. Watson
SID: Lynn Ullom

WEST TEX. A&M

Canyon, TX 79016-0999 II

Coach: Krista Gerlich, Texas Tech 1993

2006-07 RESULTS (28-5)

83 Felician † 35
66 Augustana (S.D.) † 58
68 Stonehill † 76
63 St. Edward's ■ 42
79 Eastern N.M. ■ 67
95 N.M. Highlands 56
78 Cameron ■ 58
68 Southwestern Okla. ■ 36
63 Tex. A&M-Commerce 54
85 N.M. Highlands ■ 35
85 Eastern N.M. 65
70 Cal St. San B'dino † 44
71 UC San Diego 76
68 Central Okla. ■ 55
64 Northeastern St. ■ 43
62 Southeastern Okla. 67
72 Angelo St. 71
62 Abilene Christian ■ 50
78 Tarleton St. ■ 58
81 Midwestern St. 61
80 Tex. A&M-Kingsville 55
62 Texas Woman's 51
78 Tex. A&M-Kingsville ■ 51
89 Texas Woman's ■ 72
67 Angelo St. ■ 54
80 Abilene Christian 64
74 Tarleton St. 53
73 Midwestern St. ■ 55
78 East Central ■ 57
67 Central Okla. † 56
71 Tex. A&M-Commerce 81
87 Northwest Mo. St. † 72
39 Washburn † 54

Nickname: Lady Buffs
Colors: Maroon & White
Arena: First United Bank Center
Capacity: 4,800; Year Built: 2001
AD: Michael McBroom
SID: Tony Black

WEST VIRGINIA

Morgantown, WV 26507 I

Coach: Mike Carey, Salem Int'l 1980

2006-07 RESULTS (21-11)

25 LSU 64
56 Virginia Tech † 60
84 Howard † 61
78 Wofford ■ 30
52 Texas A&M † 55
57 American † 55
73 Houston ■ 47
54 Coppin St. ■ 53
50 Marquette 74
77 Duquesne ■ 42
70 Oakland ■ 61
51 Tennessee 66
98 St. Francis (Pa.) ■ 60
44 Connecticut ■ 63
64 Villanova 70
74 DePaul 63
69 Providence ■ 57
79 Seton Hall ■ 54
59 Villanova ■ 45
76 Marshall † 54
69 Georgetown 47
67 Syracuse ■ 49
67 Notre Dame 77
66 St. John's (N.Y.) ■ 42
49 Rutgers 55
73 South Fla. ■ 64
57 Pittsburgh 46
61 Cincinnati ■ 49
76 Louisville 71
56 Louisville † 68
65 Xavier † 52
43 LSU † 49

Nickname: Mountaineers
Colors: Old Gold & Blue
Arena: Coliseum
Capacity: 14,000; Year Built: 1970
AD: Ed Pastilong
SID: Phil Caskey

WEST VIRGINIA ST.

Institute, WV 25112-1000 II

Coach: R. Gill Heasley, West Virginia St. 1978

2006-07 RESULTS (4-24)

70 Ferris St. † 85
74 Georgian Court † 53
72 Tusculum ■ 77
49 Anderson (S.C.) ■ 65
58 Concord ■ 72
67 Charleston (W.V.) ■ 80
59 Belmont Abbey 71
62 Converse 73
82 Seton Hill † 75
42 Wingate ■ 71
53 Fairmont St. 87
64 Davis & Elkins 74
60 Bluefield St. ■ 54
60 Charleston (W.V.) 75
78 West Liberty St. ■ 96

48 Shepherd 68
41 Pitt.-Johnstown 61
47 Alderson-Broaddus 52
80 Salem Int'l ■ 87
58 West Va. Wesleyan 68
51 Wheeling Jesuit ■ 58
54 Glenville St. 88
54 Alderson-Broaddus ■ 64
54 Bluefield St. 56
52 Concord 65
77 Davis & Elkins ■ 61
78 Ohio Valley ■ 87
53 Concord 82

Nickname: Yellow Jackets
Colors: Old Gold & Black
Arena: Fleming Hall
Capacity: 1,800; Year Built: 1942
AD: Robert Parker
SID: Sean McAndrews

WEST VA. WESLEYAN

Buckhannon, WV 26201 II

Coach: Steve Tierney, Sam Houston St. 1987

2006-07 RESULTS (11-16)

61 California (Pa.) 70
69 Indiana (Pa.) † 87
63 Seton Hill ■ 60
71 Point Park 63
68 Shippensburg ■ 77
75 Mercyhurst ■ 79
59 Gannon 70
66 West Liberty St. ■ 73
53 Glenville St. ■ 83
85 Alderson-Broaddus 53
94 Ohio Valley 84
64 Wheeling Jesuit ■ 69
80 Bluefield St. 81
90 Davis & Elkins ■ 61
77 Salem Int'l 80
53 Concord 66
68 West Virginia St. ■ 58
56 Shepherd 68
68 Pitt.-Johnstown 83
71 Glenville St. 85
78 Bluefield St. ■ 57
73 Charleston (W.V.) ■ 61
66 Fairmont St. 58
77 Davis & Elkins 58
61 Concord ■ 66
70 Alderson-Broaddus ■ 53
75 Salem Int'l 89

Nickname: Lady Bobcats
Colors: Orange & Black
Arena: Rockefeller Gymnasium
Capacity: 3,400; Year Built: 1974
AD: George A. Klebez
SID: Hailey Noble

WESTERN CARO.

Cullowhee, NC 28723 I

Coach: Kellie Harper, Tennessee 1999

2006-07 RESULTS (24-10)

56 Auburn ■ 71
74 Wake Forest 71
50 Xavier 79
61 Toledo † 67
72 Weber St. † 70
64 Colorado St. 60
81 UNC Asheville 78
66 Eastern Ky. † 83
69 St. Joseph's † 51
58 North Carolina 87
76 Wofford 67
53 UNC Greensboro 52
69 Eastern Mich. ■ 61
49 Elon 54
60 Davidson ■ 75
71 Appalachian St. ■ 60
80 Chattanooga 72
73 Ga. Southern 68
58 Furman 47
64 Col. of Charleston ■ 52
79 Wofford ■ 65
77 Elon ■ 66
67 Davidson 56
77 Appalachian St. 68
75 Chattanooga ■ 66
81 Ga. Southern ■ 83
72 Furman ■ 48
80 Col. of Charleston 59
73 UNC Greensboro ■ 67
79 Furman † 56
73 Ga. Southern † 59
66 Chattanooga † 84
91 East Tenn. St. ■ 63
64 Virginia Tech 74

Nickname: Lady Catamounts
Colors: Purple & Gold
Arena: Liston B. Ramsey Center
Capacity: 7,826; Year Built: 1986
AD: Chip Smith
SID: Daniel Hooker

WESTERN CONN. ST.

Danbury, CT 06810 III

Coach: Kim Bernstein, Western Conn. St. 1988

2006-07 RESULTS (15-12)

61 Newbury † 15
79 Elms 60
86 Mitchell ■ 74
65 Springfield 76
88 Plymouth St. 61
83 St. Joseph (Conn.) ■ 37
78 Mass.-Boston ■ 64
49 Lehman 56
60 Mount Holyoke † 40
36 Scranton † 65
72 Connecticut Col. ■ 45
57 Southern Me. ■ 60
57 Keene St. 60
66 Russell Sage ■ 23
78 Mass.-Dartmouth 42
56 Rhode Island Col. 67
83 Plymouth St. ■ 66
83 Eastern Conn. St. ■ 72
71 Mass.-Boston 75
57 Trinity (Conn.) ■ 49
54 Southern Me. 57
44 Rhode Island Col. ■ 48
57 Keene St. ■ 72
55 Eastern Conn. St. 60
87 Mass.-Dartmouth ■ 57
87 Mass.-Boston 52
40 Keene St. † 56

Nickname: Colonials
Colors: Dark Blue, Metallic Copper & White
Arena: Feldman Arena
Capacity: 2,100; Year Built: 1994
AD: Edward Farrington
SID: Scott Ames

WESTERN ILL.

Macomb, IL 61455 I

Coach: Leslie Crane, Arkansas St. 1986

2006-07 RESULTS (10-19)

45 Drake 79
81 Hannibal-La Grange ■ 47
77 Bradley 90
65 Siena † 82
60 Ga. Southern † 64
63 Kansas 75
43 Ohio ■ 67
45 Northern Ill. 62
58 St. Louis ■ 84
68 Ill.-Springfield ■ 37
44 Missouri St. 47
58 Sam Houston St. 50
36 Texas A&M 70
67 Centenary (La.) 58
44 Oral Roberts 41
51 Oakland ■ 60
61 IUPUI ■ 48
51 Valparaiso ■ 57
63 Chicago St. ■ 51
50 UMKC 38
46 Southern Utah 50
52 Oral Roberts ■ 55
60 Centenary (La.) ■ 32
31 IUPUI 34
52 Oakland 55
46 Valparaiso 58
46 Southern Utah ■ 34
61 UMKC ■ 64
51 IUPUI † 56

Nickname: Westerwinds
Colors: Purple & Gold
Arena: Western Hall
Capacity: 5,139; Year Built: 1964
AD: Tim Van Alstine
SID: Teri LaJeunesse

WESTERN KY.

Bowling Green, KY 42101-3576 I

Coach: Mary Taylor Cowles, Western Ky. 1991

2006-07 RESULTS (23-9)

73 Louisiana Tech 60
78 Vanderbilt ■ 86
67 Murray St. ■ 60
63 Arizona St. † 67
74 Penn St. † 64
71 Morehead St. 52
85 Fla. Atlantic 76
58 Louisville 70
72 South Ala. ■ 55
62 Middle Tenn. 76
95 IUPUI ■ 56
92 Troy ■ 69
67 South Dakota St. ■ 61
71 Florida Int'l 61
64 La.-Lafayette ■ 77
47 Ark.-Little Rock 45
76 New Orleans ■ 52
64 Arkansas St. 59
73 Denver 68
78 La.-Monroe ■ 69
82 North Texas ■ 68
68 South Ala. 65
63 Middle Tenn. ■ 78
105 Fla. Atlantic ■ 78
66 Troy 53
65 North Texas 73
79 Florida Int'l ■ 66
67 Arkansas St. † 76
73 Minnesota ■ 57
56 Mississippi St. ■ 53
72 Hofstra ■ 54
72 Wisconsin 79

Nickname: Lady Toppers
Colors: Red & White
Arena: Diddle Arena
Capacity: 7,326; Year Built: 1963
AD: Camden Wood Selig
SID: Brian Fremund

WESTERN MICH.

Kalamazoo, MI 49008 I

Coach: Ron Stewart, Indiana 1971

2006-07 RESULTS (14-18)

83 Ill.-Chicago 87
77 Wisconsin 80
85 Detroit ■ 72
67 Notre Dame 87
61 Marquette † 74
62 Xavier † 69
86 Auburn † 95
95 Tex.-Pan American † 77
71 Air Force 54
93 Cleveland St. ■ 79
78 IUPUI ■ 63
35 Temple 78
54 Chicago St. ■ 47
66 Md.-East. Shore ■ 62
78 Central Mich. 91
60 Ball St. 76
58 Eastern Mich. ■ 79
73 Northern Ill. 79
72 Toledo ■ 76
71 Ohio 55
62 Bowling Green ■ 90
82 Akron ■ 58
65 Kent St. 78
48 Buffalo 61
90 Miami (Ohio) ■ 68
80 Central Mich. ■ 66
81 Ball St. ■ 68
45 Eastern Mich. 69
67 Northern Ill. ■ 56
66 Toledo 74
74 Miami (Ohio) † 58
53 Ball St. † 56

Nickname: Broncos
Colors: Brown & Gold
Arena: Read Fieldhouse
Capacity: 5,800; Year Built: 1957
AD: Kathy Beauregard
SID: Daniel Jankowski

WESTERN NEW ENG.

Springfield, MA 01119 III

Coach: Nicole Chaszar, Temple 2000

2006-07 RESULTS (15-12)

71 Thomas (Me.) † 52
65 Keene St. 81
56 Tufts ■ 73
73 Framingham St. 56
55 Westfield St. † 41
54 Amherst † 73
68 Skidmore 71
39 Fitchburg St. ■ 62
48 Brandeis ■ 67
56 Nichols 72
55 Norwich ■ 64
57 St. Joseph (Conn.) ■ 46
62 Johnson & Wales (R.I.) ■ 49
67 Emmanuel (Mass.) 82
62 Mount Holyoke 70
77 Southern Vt. 56
64 Albertus Magnus ■ 53
58 Simmons 38
68 Rivier ■ 38
59 Springfield ■ 54
65 Curry 51
56 Emerson ■ 54
82 Daniel Webster 54
61 Suffolk 64
74 Pine Manor 61
57 Emerson ■ 49
42 Emmanuel (Mass.) 71

Nickname: Golden Bears
Colors: Royal Blue & Gold
Arena: Alumni Healthful Living Center
Capacity: 2,000; Year Built: 1993
AD: Michael Theulen
SID: Ken Cerino

WESTERN N.M.

Silver City, NM 88062 II

Coach: Brent Hansen, BYU 1999

2006-07 RESULTS (8-16)

42 Grand Canyon 77
69 Grand Canyon ■ 76
45 Lubbock Christian 72
61 Neb.-Kearney ■ 83
68 Chadron St. ■ 59
45 Colorado Mines 63
51 UC San Diego 87
57 Cal St. San B'dino † 74
57 UC-Colo. Springs ■ 60
78 Regis (Colo.) ■ 73
72 Colo. Christian 61

46 Metro St. 62
63 Adams St. 72
60 Colorado St.-Pueblo 70
58 Fort Lewis ■ 65
72 Mesa St. ■ 61
69 N.M. Highlands ■ 57
61 Western St. 81
59 Mesa St. 76
60 Fort Lewis 81
89 N.M. Highlands 69
51 Western St. ■ 66
59 Colorado St.-Pueblo ■ 56
69 Adams St. ■ 57

Nickname: Mustangs
Colors: Purple & Gold
Arena: Mustang Field House
Capacity: 2,000; Year Built: 1957
AD: Scott Woodard
SID: Kent Beatty

WESTERN ORE.

Monmouth, OR 97361-1394 II

Coach: Greg Bruce, Purdue 1972

2006-07 RESULTS (3-24)

69 Cascade ■ 63
62 Mont. St.-Billings 77
72 Metro St. † 96
52 Humboldt St. 62
46 Humboldt St. 75
51 Willamette ■ 71
59 Lewis & Clark 70
61 Corban 68
45 Eastern Ore. ■ 57
70 Cal St. Stanislaus † 82
49 Cal St. Chico 100
42 Seattle 74
57 Seattle Pacific ■ 61
65 Central Wash. ■ 76
68 Northwest Nazarene 78
84 Western Wash. ■ 77
73 St. Martin's ■ 68
53 Seattle ■ 72
45 Alas. Anchorage 62
59 Alas. Fairbanks 71
51 Northwest Nazarene ■ 71
43 Western Wash. 72
75 St. Martin's 94
48 Seattle Pacific 92
57 Central Wash. 78
54 Alas. Fairbanks ■ 61
73 Alas. Anchorage ■ 85

Nickname: Wolves
Colors: Crimson Red & White
Arena: Physical Education Building
Capacity: 2,473; Year Built: 1972
AD: Jon Carey
SID: Russ Blunck

WESTERN ST.

Gunnison, CO 81231 II

Coach: Al Sokaitis, Mass. Liberal Arts 1976

2006-07 RESULTS (15-13)

80 Chadron St. ■ 54
63 Mesa St. ■ 64
65 Dixie St. † 78
70 Bethany (Cal.) † 45
50 Seattle 61
56 Central Wash. † 60
78 Colorado Mines ■ 55
56 Wyoming † 69
65 Regis (Colo.) 74
52 UC-Colo. Springs 51
54 Southern Utah 62
58 Metro St. ■ 57
80 Colo. Christian ■ 56
47 Neb.-Kearney 75
79 Chadron St. 53
45 Mesa St. 51
55 Fort Lewis 73
60 Colorado St.-Pueblo ■ 54
63 Adams St. ■ 59
81 Western N.M. ■ 61
82 N.M. Highlands ■ 35
48 Colorado St.-Pueblo 58
54 Adams St. 35
76 N.M. Highlands 41
66 Western N.M. 51
60 Fort Lewis ■ 63
75 Mesa St. ■ 67
63 Neb.-Kearney 76

Nickname: Mountaineers
Colors: Crimson & Slate
Arena: Paul Wright Gymnasium
Capacity: 1,800; Year Built: 1951
AD: Greg Waggoner
SID: Bobby Heiken

WESTERN WASH.

Bellingham, WA 98225 II

Coach: Carmen Dolfo, Western Wash. 1988

2006-07 RESULTS (18-10)

62 Mesa St. † 77
92 Chadron St. † 69
68 Pacific Lutheran ■ 61
81 Northwest Mo. St. ■ 74
100 Northwest (Wash.) ■ 48
76 Cal St. Stanislaus † 61
64 Sonoma St. 56
82 Cal Poly Pomona † 49
64 UC San Diego † 83
63 Dixie St. 77
88 St. Martin's 78
77 Seattle ■ 56
79 Alas. Fairbanks 73
60 Alas. Anchorage 63
56 Northwest Nazarene ■ 47
77 Western Ore. 84
60 Seattle Pacific ■ 58
61 Dixie St. ■ 51
70 St. Martin's ■ 44
75 Central Wash. 61
45 Alas. Anchorage ■ 61
98 Alas. Fairbanks ■ 57
72 Western Ore. ■ 43
58 Northwest Nazarene 64
64 Seattle 76
52 Seattle Pacific 76
75 Central Wash. ■ 63
45 UC San Diego 78

Nickname: Vikings
Colors: Blue, Silver & White
Arena: Sam Carver Gym
Capacity: 2,534; Year Built: 1961
AD: Lynda Goodrich
SID: Paul Madison

WESTFIELD ST.

Westfield, MA 01086-1630 III

Coach: Andrea Bertini, Westfield St. 1996

2006-07 RESULTS (10-16)

64 Simmons † 51
43 Norwich † 65
41 Western New Eng. † 55
36 Springfield 81
49 Trinity (Conn.) 61
52 MIT ■ 42
59 Pine Manor ■ 37
48 Smith ■ 36
34 Rhode Island Col. 54
63 Johnson & Wales (R.I.) 39
56 Bridgewater St. 70
55 Keene St. 78
66 Worcester St. ■ 53
44 Salem St. 65
52 Fitchburg St. ■ 68
52 Amherst ■ 62
71 Framingham St. ■ 69
46 Mass. Liberal Arts 57
70 Bridgewater St. ■ 66
50 Worcester St. 65
52 Salem St. ■ 68
50 Fitchburg St. 66
48 Wesleyan (Conn.) ■ 66
60 Framingham St. 55
61 Mass. Liberal Arts ■ 48
33 Worcester St. 51

Nickname: Owls
Colors: Blue & White
Arena: Woodward Center
Capacity: 1,100; Year Built: 2004
AD: Richard Lenfest/Vicky Carwein
SID: Mickey Curtis

WESTMINSTER (MO.)

Fulton, MO 65251-1299 III

Coach: Scott Billey, Oklahoma St. 1996

2006-07 RESULTS (8-17)

50 Rhodes 69
59 Hendrix † 96
74 Graceland (Iowa) 75
66 Baptist Bible (Mo.) 31
57 Iowa Wesleyan ■ 92
70 Principia ■ 74
63 Robert Morris-Springfield ■ 79
75 Baptist Bible (Mo.) ■ 49
59 MacMurray 69
64 Webster ■ 71
60 Lincoln Christian ■ 49
63 Eureka ■ 55
58 Fontbonne 84
64 Maryville (Mo.) ■ 96
71 Blackburn 73
78 Greenville ■ 80
66 Principia 71
73 Webster 66
64 MacMurray ■ 61
66 Fontbonne ■ 89
72 Lincoln Christian 49
44 Eureka 53
61 Maryville (Mo.) 86
83 Blackburn ■ 82
56 Greenville 72

Nickname: Blue Jays
Colors: Blue & White
Arena: Westminster Gym
Capacity: 1,000; Year Built: 1928
AD: Matt Mitchell
SID: To be named

WESTMINSTER (PA.)

New Wilmington, PA 16172 III

Coach: Rosanne Scott, Bethany (W. V.) 2000

2006-07 RESULTS (22-7)

45 Manchester 49
48 Defiance † 60
53 Pitt.-Bradford 35
58 Wooster ■ 53
55 Mount Union 43
84 Muskingum ■ 79
66 Allegheny 73
64 Wash. & Jeff. ■ 54
67 Concordia (Wis.) † 64
59 Ursuline † 49
66 Carnegie Mellon 57
57 Thomas More ■ 58
67 St. Vincent 51
68 Waynesburg 60
71 Grove City ■ 50
73 Bethany (W.V.) 47
73 Thiel 41
55 Wash. & Jeff. 48
68 Pitt.-Greensburg ■ 61
80 St. Vincent ■ 40
69 Thomas More 82
71 Grove City 39
60 Waynesburg ■ 43
68 Thiel ■ 56
65 Bethany (W.V.) ■ 49
67 Grove City ■ 46
57 Wash. & Jeff. ■ 51
50 Thomas More 59
65 Messiah 77

Nickname: Titans
Colors: Blue & White
Arena: Buzz Ridl Gymnasium
Capacity: 2,300; Year Built: 1950
AD: James E. Dafler
SID: Justin Zackal

WHEATON (ILL.)

Wheaton, IL 60187-5593 III

Coach: Beth Baker, Wheaton (Ill.) 1977

2006-07 RESULTS (20-8)

68 St. Mary's (Ind.) ■ 48
59 Wilmington (Ohio) ■ 68
83 Olivet Nazarene ■ 81
50 Wis.-Oshkosh 68
44 Wis.-Stevens Point 71
55 Ripon 40
49 Calvin ■ 46
81 Hope ■ 83
62 Judson (Ill.) ■ 49
36 Chicago 57
80 North Central (Ill.) 64
60 Augustana (Ill.) 46
53 North Park ■ 50
54 Ill. Wesleyan 57
72 Elmhurst 59
69 Millikin ■ 46
62 North Central (Ill.) ■ 56
61 Carthage 46
63 North Park 60
56 Augustana (Ill.) ■ 44
67 Ill. Wesleyan ■ 56
76 Millikin 73
61 Elmhurst ■ 46
47 Carthage ■ 54
57 Carthage ■ 53
54 Ill. Wesleyan ■ 49
79 St. Benedict † 75
58 Simpson † 81

Nickname: Thunder
Colors: Orange & Blue
Arena: King Arena
Capacity: 2,650; Year Built: 2000
AD: Tony Ladd
SID: Brett Marhanka

WHEATON (MASS.)

Norton, MA 02766 III

Coach: Melissa Hodgdon, Springfield 1991

2006-07 RESULTS (19-11)

74 Wentworth Inst. ■ 52
77 Green Mountain ■ 48
59 Curry 63
72 Brandeis ■ 73
64 Fitchburg St. ■ 71
75 Hartwick ■ 68
68 Suffolk ■ 52
68 Salve Regina ■ 76
50 Williams 75
67 Bridgewater St. † 65
61 Clark (Mass.) ■ 56
73 Wellesley ■ 56
58 WPI 53
68 Mount Holyoke 63
62 MIT ■ 29
57 Babson 62
63 Tufts 62
74 Mass.-Dartmouth ■ 60
58 MIT 40
63 Wellesley 53
69 Smith ■ 42
80 Babson ■ 59
50 WPI ■ 55
64 Coast Guard 76
66 Springfield 73
74 Clark (Mass.) ■ 72
44 WPI 52

63 Suffolk ■ 51
69 Rhode Island Col. ■ 67
57 WPI 58

Nickname: Lyons
Colors: Royal & White
Arena: Emerson Gymnasium
Capacity: 1,000; Year Built: 1991
AD: Chad Yowell
SID: Scott Dietz

WHEELING JESUIT

Wheeling, WV 26003-6295 II

Coach: Joe Key, Miami (Fla.) 1979

2006-07 RESULTS (17-12)

41 Malone † 51
69 Mercyhurst 80
63 California (Pa.) ■ 69
81 Indiana (Pa.) ■ 72
68 Central St. (Ohio) ■ 39
78 St. Vincent 71
59 Salem Int'l ■ 47
44 Lewis † 64
48 Hillsdale † 45
77 West Va. Tech ■ 76
67 Salem Int'l 65
56 Fairmont St. ■ 73
99 Ohio Valley ■ 52
55 Shepherd 70
69 West Va. Wesleyan 64
71 Alderson-Broaddus ■ 53
58 West Liberty St. 72
65 Glenville St. 75
75 Ohio Valley 76
75 Bluefield St. ■ 69
64 Concord ■ 59
58 West Virginia St. 51
56 Fairmont St. 68
80 Davis & Elkins ■ 44
50 Charleston (W.V.) 65
75 Shepherd ■ 72
89 West Liberty St. ■ 73
73 Bluefield St. ■ 66
62 West Liberty St. † 69

Nickname: Lady Cardinals
Colors: Red & Gold
Arena: Alma McDonough Center
Capacity: 2,200; Year Built: 1990
AD: Jay De Fruscio
SID: Chris Kreger

WHEELOCK

Boston, MA 02215-4176 III

Coach: Tom Levett, Fitchburg St.

2006-07 RESULTS (1-24)

55 Rivier † 81
69 Bard 76
55 Rivier 64
52 Castleton ■ 72
49 Johnson St. ■ 64
52 Elms ■ 79
38 Me.-Farmington 89
32 Thomas (Me.) 81
41 New England Col. 86
43 Eastern Nazarene 78
49 Mount Ida ■ 85
41 Daniel Webster 56
68 Bay Path ■ 61
49 Lesley 75
29 Me.-Farmington ■ 77
54 Becker 72
31 Thomas (Me.) ■ 59
58 Mount Ida 81
47 Bay Path 61
53 Southern Vt. ■ 72
39 Maine Maritime ■ 76
54 Husson ■ 97
54 Lasell 72
51 Husson 96
38 Maine Maritime 78

Nickname: Wildcats
Colors: Gold, White & Navy Blue
Arena: Holmes Sports Center
Capacity: 500
AD: Diana Cutaia
SID: Joe Atchinson

WHITMAN

Walla Walla, WA 99362 III

Coach: Michelle Ferenz, Mont. St.-Billings 1991

2006-07 RESULTS (12-13)

75 Montana Tech ■ 57
90 Corban ■ 83
42 Warner Pacific 48
71 Lewis & Clark ■ 63
68 Pacific (Ore.) ■ 52
70 Eastern Ore. 73
69 Warner Pacific ■ 72
56 Dominican (Cal.) † 60
49 Claremont-M-S † 46
56 Wis. Lutheran ■ 44
80 La Verne ■ 58
37 George Fox 52
53 Linfield 48
63 Pacific Lutheran ■ 52
56 Puget Sound ■ 68
58 Whitworth 74
52 Willamette 41
58 Lewis & Clark 61
62 Pacific (Ore.) 74
31 George Fox ■ 53
48 Linfield ■ 52
67 Pacific Lutheran 55
45 Puget Sound 53
58 Whitworth ■ 48
46 Willamette ■ 47

Nickname: Missionaries
Colors: Blue & Gold
Arena: Sherwood Center
Capacity: 2,000; Year Built: 1968
AD: Dean Snider
SID: Dave Holden

WHITTIER

Whittier, CA 90608-0634 III

Coach: Will Morris, Otterbein

2006-07 RESULTS (11-13)

78 St. Catherine ■ 80
36 Menlo † 70
43 La Sierra 59
55 UC Santa Cruz ■ 40
69 Kalamazoo † 63
61 La Sierra † 57
57 Wooster ■ 56
73 LIFE Pacific † 28
41 North Park ■ 49
47 Cal Lutheran 55
47 La Verne 71
56 Caltech ■ 42
62 Pomona-Pitzer 43
56 Claremont-M-S ■ 58
67 Redlands ■ 72
49 Occidental 65
67 Cal Lutheran ■ 65
84 Southwestern (Ariz.) ■ 40
53 La Verne ■ 58
52 Caltech 54
63 Pomona-Pitzer ■ 47
69 Claremont-M-S 64
55 Redlands 60
62 Occidental ■ 75

Nickname: Poets
Colors: Purple & Gold
Arena: Graham Student Activity Ctr.
Capacity: 2,200; Year Built: 1979
AD: Robert Coleman
SID: Mike Kennett

WHITWORTH

Spokane, WA 99251-2501 III

Coach: Helen Higgs, Oregon 1984

2006-07 RESULTS (14-11)

64 UC Santa Cruz 43
76 La Sierra † 27
67 Montana Tech ■ 61
64 Pacific (Ore.) ■ 52
68 Lewis & Clark ■ 59
53 Eastern Ore. 70
66 Albertson † 83
65 Claremont-M-S ■ 52
64 Dominican (Cal.) ■ 60
56 La Verne † 67
74 Wis. Lutheran † 56
50 Linfield 45
50 George Fox 66
68 Puget Sound ■ 73
63 Pacific Lutheran ■ 60
74 Whitman ■ 58
58 Willamette 64
60 Pacific (Ore.) 48
65 Lewis & Clark 74
47 Linfield ■ 60
63 George Fox ■ 62
55 Puget Sound 73
57 Pacific Lutheran 72
48 Whitman 58
74 Willamette ■ 57

Nickname: Pirates
Colors: Crimson & Black
Arena: Whitworth Fieldhouse
Capacity: 1,600; Year Built: 1960
AD: Scott McQuilkin
SID: Steve Flegel

WICHITA ST.

Wichita, KS 67260 I

Coach: Jane Albright, Appalachian St. 1977

2006-07 RESULTS (9-20)

72 Hofstra ■ 79
70 Arkansas 80
71 Pacific ■ 55
78 UMKC ■ 71
73 San Diego St. 74
55 Oral Roberts ■ 71
81 Prairie View ■ 60
69 New Mexico St. ■ 72
80 Northern Colo. ■ 55
69 Jackson St. ■ 48
64 Southern Ill. ■ 74
97 Evansville ■ 99
75 Missouri St. 67
73 Illinois St. 87
63 Indiana St. 96
73 Bradley ■ 60
56 UNI ■ 66
61 Drake 69
66 Creighton 72
68 Missouri St. ■ 65
56 Indiana St. ■ 73
75 Illinois St. ■ 69
49 UNI 53
77 Bradley 88
64 Drake ■ 67
68 Creighton ■ 71
68 Evansville 77
39 Southern Ill. 72
63 Drake 78

Nickname: Shockers
Colors: Yellow & Black
Arena: Charles Koch Arena
Capacity: 10,478; Year Built: 2003
AD: Jim Schaus
SID: Mike Ross

WIDENER

Chester, PA 19013-5792 III

Coach: Alisa DiBonaventura, Delaware Valley 2001

2006-07 RESULTS (9-16)

85 Me.-Presque Isle † 60
70 Hunter 63
73 Delaware Valley 68
56 Neumann 61
55 Moravian 58
44 Juniata 66
57 King's (Pa.) ■ 71
62 Salisbury 66
57 Rosemont ■ 43
54 Rowan ■ 62
61 Gwynedd-Mercy 74
75 Misericordia † 66
82 Wilkes 68
47 Albright ■ 68
66 Susquehanna ■ 48
57 Lebanon Valley 65
56 Messiah ■ 83
64 Elizabethtown 67
53 Susquehanna 63
62 Lebanon Valley ■ 50
61 Juniata ■ 65
60 Albright 58
54 Elizabethtown ■ 63
55 Moravian ■ 77
51 Messiah 97

Nickname: Pioneers
Colors: Blue & Gold
Arena: Schwartz Center
Capacity: 1,500; Year Built: 1971
AD: Jack Shafer
SID: Derek Crudele

WILKES

Wilkes-Barre, PA 18766 III

Coach: Rachel Hartung, DeSales 2001

2006-07 RESULTS (6-19)

60 Penn St.-Harrisburg † 59
46 Dickinson 71
73 Marywood ■ 64
75 Lycoming ■ 67
66 Delaware Valley 86
64 Elmira 82
37 Misericordia 50
39 Susquehanna 56
73 Penn St.-Harrisburg 59
70 Arcadia ■ 61
50 Moravian ■ 85
68 Widener ■ 82
39 King's (Pa.) 61
46 DeSales ■ 77
23 Scranton 63
53 Drew 74
71 Lincoln (Pa.) ■ 75
79 FDU-Florham ■ 72
41 DeSales 70
60 Lycoming 67
65 Delaware Valley ■ 75
33 Scranton ■ 82
66 FDU-Florham 79
46 King's (Pa.) ■ 82
70 Drew ■ 84

Nickname: Colonels
Colors: Blue & Gold
Arena: Arnaud C. Marts Center
Capacity: 3,500; Year Built: 1988
AD: Addy Malatesta
SID: John Seitzinger

WILLAMETTE

Salem, OR 97301-3931 III

Coach: Bruce Henderson, Willamette 1992

2006-07 RESULTS (5-20)

43 St. Mary's (Minn.) †.....56
41 Wartburg †.....64
62 Corban.....71
50 Eastern Ore. †.....81
54 Albertson.....70
47 Puget Sound.....60
30 Pacific Lutheran.....57
53 Corban ■.....74
71 Western Ore.....51
31 Menlo.....47
66 Cal St. East Bay †.....52
71 Pacific (Ore.) ■.....66
48 Lewis & Clark ■.....60
35 George Fox.....72
53 Linfield ■.....66
64 Whitworth ■.....58
41 Whitman ■.....52
36 Puget Sound ■.....75
42 Pacific Lutheran ■.....58
48 Pacific (Ore.).....63
46 Lewis & Clark.....60
32 George Fox ■.....75
38 Linfield.....62
57 Whitworth.....74
47 Whitman.....46

Nickname: Bearcats
Colors: Cardinal & Old Gold
Arena: Cone Fieldhouse
Capacity: 2,600; Year Built: 1974
AD: Mark Majeski
SID: Cliff Voliva

WILLIAM & MARY

Williamsburg, VA 23187 I

Coach: Debbie Taylor, William & Mary 1986

2006-07 RESULTS (19-12)

46 Maine.....66
67 Richmond.....54
64 North Texas ■.....58
70 Longwood ■.....27
62 High Point.....74
64 Virginia Tech.....41
59 Towson ■.....66
58 Mt. St. Mary's.....66
78 Howard ■.....63
73 Norfolk St.....58
54 Radford ■.....47
69 Duquesne.....54
48 Drexel.....43
47 George Mason ■.....46
60 UNC Wilmington ■.....50
51 James Madison.....76
55 Delaware.....68
58 Northeastern ■.....49
77 Georgia St.....76
47 Old Dominion.....63
75 Drexel ■.....50
59 James Madison ■.....72
56 Hofstra.....62
56 UNC Wilmington.....38
54 VCU.....68
52 Old Dominion ■.....56
55 Georgia St. ■.....53
65 George Mason.....56
75 VCU ■.....53
79 George Mason †.....69
46 Hofstra †.....71

Nickname: Tribe
Colors: Green, Gold & Silver
Arena: Kaplan Arena at William and Mary Hall
Capacity: 10,000; Year Built: 1971
AD: Edward C. Driscoll Jr.
SID: Rob Turner

WM. PATERSON

Wayne, NJ 07470-2152 III

Coach: Erin Shaughnessy, Wm. Paterson 1991

2006-07 RESULTS (23-6)

49 Chris. Newport †.....68
64 Arcadia †.....53
96 City Tech ■.....52
55 Bowdoin ■.....69
79 Colby †.....66
62 John Jay.....49
67 Rowan ■.....59
51 Montclair St. ■.....45
72 Rutgers-Camden.....48
60 FDU-Florham.....58
81 Staten Island.....58
69 Salisbury ■.....60
71 Moravian.....67
83 William Smith †.....81
51 New Jersey City.....46
66 Ramapo ■.....62
73 Rutgers-Newark.....55
61 TCNJ.....57
56 Lehman ■.....43
69 Kean ■.....57
61 Montclair St.....72
57 Richard Stockton.....62
66 New Jersey City ■.....46
75 Ramapo.....52
56 Rutgers-Newark ■.....50
64 Rutgers-Newark ■.....55
59 Kean ■.....62
69 McDaniel †.....61
59 Randolph-Macon †.....74

Nickname: Pioneers
Colors: Orange & Black
Arena: Rec Center
Capacity: 4,000; Year Built: 1984
AD: Sabrina Grant
SID: Brian Falzarano

WILLIAM SMITH

Geneva, NY 14456 III

Coach: Lindsay Drury, Kalamazoo 2001

2006-07 RESULTS (17-11)

49 Keuka.....58
66 Cortland St. ■.....78
69 Nazareth ■.....35
76 Ithaca.....61
69 Rochester.....74
62 York (N.Y.) †.....36
72 Brockport St.....59
84 Hartwick.....76
70 Lincoln (Pa.) †.....49
81 Wm. Paterson †.....83
56 St. Lawrence ■.....65
65 Clarkson ■.....53
73 Skidmore.....61
66 Union (N.Y.).....87
68 Hamilton ■.....79
52 Vassar.....39
59 Rensselaer.....57
42 Union (N.Y.) ■.....55
55 Skidmore ■.....57
60 Clarkson.....67
60 St. Lawrence.....47
68 Hamilton.....66
60 Rensselaer ■.....45
72 Vassar ■.....51
64 St. Lawrence.....69
67 Utica.....54
56 Rensselaer †.....51
68 Brockport St.....60

Nickname: Herons
Colors: Forest Green & White
Arena: Bristol Gym
Capacity: 1,500; Year Built: 1965
AD: Deborah Steward
SID: Ken DeBolt

WILLIAMS

Williamstown, MA 01267 III

Coach: Pat Manning, Cortland St. 1977

2006-07 RESULTS (20-7)

58 Coast Guard †.....40
62 Salem St.....65
75 Springfield.....62
85 Hanover †.....46
63 Lake Forest †.....75
73 Rensselaer ■.....54
81 Union (N.Y.).....55
67 Keene St.....62
99 St. Joseph (Vt.) ■.....43
79 Me.-Fort Kent ■.....45
75 Wheaton (Mass.) ■.....50
64 Bates ■.....53
70 Amherst ■.....51
58 Bowdoin.....68
76 Colby.....55
68 Hamilton.....46
63 Trinity (Conn.) ■.....52
61 Amherst.....55
50 Wesleyan (Conn.).....39
39 Middlebury ■.....28
59 Bates.....60
53 Tufts.....58
64 Connecticut Col. ■.....50
71 Wesleyan (Conn.) ■.....59
63 Wesleyan (Conn.) ■.....53
46 Bowdoin.....66
62 Southern Me.....68

Nickname: Ephs
Colors: Purple
Arena: Chandler Gym
Capacity: 1,564; Year Built: 1988
AD: Lisa M. Melendy
SID: Dick Quinn

WILMINGTON (DEL.)

New Castle, DE 19720 II

Coach: Bill Cleary, Villanova 1998

2006-07 RESULTS (13-15)

86 Columbia Union.....72
54 NJIT.....86
65 Phila. Sciences ■.....58
72 Georgian Court.....62
58 Dominican (N.Y.) ■.....60
84 Caldwell.....66
67 Lynn.....73
66 Northwood (Fla.).....59
67 Philadelphia U.....72
61 St. Thomas Aquinas ■.....43
86 Felician.....62
77 Post ■.....85
60 Nyack.....46
52 Holy Family.....75
59 Bloomfield.....64
80 Caldwell ■.....73
81 Goldey-Beacom ■.....86
47 Phila. Sciences.....70
66 Dominican (N.Y.).....67
77 Georgian Court ■.....56
69 Philadelphia U. ■.....67
68 Felician ■.....44
56 Bloomfield †.....72
58 Post.....64
43 Holy Family ■.....72
52 Goldey-Beacom.....81
61 Nyack ■.....46
63 Philadelphia U.....67

Nickname: Wildcats
Colors: Forest Green & White
Arena: Pratt Center
Capacity: 500; Year Built: 1986
AD: Frank Aiello
SID: Erin T. Harvey

WILMINGTON (OHIO)

Wilmington, OH 45177 III

Coach: Jerry Scheve, Dayton 1971

2006-07 RESULTS (25-5)

71 Wis.-Whitewater †.....65
68 Wheaton (Ill.).....59
99 Olivet ■.....83
62 Albion ■.....61
79 Heidelberg.....59
64 Capital ■.....57
80 Marietta ■.....55
63 John Carroll.....54
68 Wittenberg.....77
75 Marymount (Va.) †.....46
74 Transylvania †.....67
83 Otterbein ■.....77
71 Mount Union ■.....56
70 Ohio Northern.....59
72 Baldwin-Wallace ■.....69
92 Muskingum.....79
80 Heidelberg ■.....58
69 Capital.....77
64 Marietta.....34
87 Muskingum ■.....72
62 Baldwin-Wallace.....69
60 Ohio Northern ■.....50
55 Mount Union.....61
103 Otterbein.....100
70 John Carroll ■.....44
80 Muskingum ■.....55
73 Ohio Northern ■.....65
89 Capital ■.....72
76 Oglethorpe ■.....54
67 Calvin ■.....73

Nickname: Quakers
Colors: Green & White
Arena: Hermann Court
Capacity: 3,000; Year Built: 1966
AD: Terry A. Rupert
SID: Jeff Hibbs

WILSON

Chambersburg, PA 17201 III

Coach: Allison Steiger, Shenandoah 1988

2006-07 RESULTS (3-21)

61 Christendom ■.....45
26 Marian (Wis.) ■.....64
41 Centenary (N.J.).....85
29 Ursuline.....102
43 Hiram †.....65
52 Lincoln (Pa.) ■.....67
36 Chatham.....66
47 Peace ■.....67
54 Valley Forge Chrst.....29
38 Washington (Md.) ■.....73
25 Southern Va.....78
36 Gallaudet.....68
40 Trinity (D.C.) ■.....58
30 Notre Dame (Md.).....67
27 Lancaster Bible.....57
50 Chatham ■.....64
45 Hood ■.....64
59 Christendom.....45
53 Mary Baldwin.....81
41 Immaculata ■.....73
42 Notre Dame (Md.) ■.....81
45 Hood.....81
39 Trinity (D.C.).....72
47 Mary Baldwin ■.....81

Nickname: Phoenix
Colors: Blue, Grey & White
Arena: Gannett Field House
Capacity: 600
AD: Lori A. Frey
SID: Shelly L. Novak

WINGATE

Wingate, NC 28174 II

Coach: Johnny Jacumin, Goddard 1968

2006-07 RESULTS (23-7)

80 Belmont Abbey † 53
75 Queens (N.C.) † 58
66 Claflin 70
75 Elizabeth City St. 65
86 Virginia St. 57
74 Claflin ■ 60
73 UNC Pembroke ■ 69
58 Francis Marion ■ 57
56 Johnson C. Smith ■ 67
66 Charleston (W.V.) 71
71 West Virginia St. 42
63 Newberry 55
61 Lincoln Memorial 49
75 Catawba ■ 69
54 Carson-Newman ■ 56
82 Presbyterian ■ 57
73 Mars Hill ■ 63
75 Tusculum 58
67 Lenoir-Rhyne 94
78 Lincoln Memorial ■ 50
77 Catawba 58
93 Tusculum ■ 71
74 Presbyterian 63
85 Mars Hill 77
72 Newberry ■ 59
90 Lenoir-Rhyne ■ 76
70 Carson-Newman 57
91 Lincoln Memorial ■ 54
69 Carson-Newman † 78
67 GCSU † 87

Nickname: Bulldogs
Colors: Navy Blue & Old Gold
Arena: Cuddy Arena
Capacity: 2,300; Year Built: 1986
AD: Steve Poston
SID: David Sherwood

WINONA ST.

Winona, MN 55987-5838 II

Coach: Scott Ballard, Missouri St. 1979

2006-07 RESULTS (15-12)

89 Waldorf ■ 86
70 Wis.-La Crosse ■ 63
63 Augustana (S.D.) ■ 67
68 Neb.-Kearney 77
77 Edgewood ■ 63
71 Northern St. ■ 73
62 Mary ■ 54
61 Minn. Duluth ■ 74
70 Upper Iowa 64
73 Viterbo 58
58 Wis.-Parkside ■ 59
69 Wayne St. (Neb.) 65
59 Southwest Minn. St. 56
66 Concordia-St. Paul ■ 62
68 Minn. St. Moorhead ■ 72
67 Bemidji St. 66
64 Minn.-Crookston 45
57 Northern St. 60
66 Mary 72
74 Upper Iowa ■ 72
68 Southwest Minn. St. ■ 59
42 Wayne St. (Neb.) ■ 65
62 Minn. St. Moorhead 86
63 Concordia-St. Paul 66
73 Minn.-Crookston ■ 51
71 Bemidji St. ■ 64
70 Wayne St. (Neb.) 77

Nickname: Warriors
Colors: Purple & White
Arena: McCown Gymnasium
Capacity: 3,200; Year Built: 1973
AD: Larry Holstad
SID: Michael R. Herzberg

WINSTON-SALEM

Winston-Salem, NC 27110 II

Coach: Dee Stokes, Charlotte 1993

2006-07 RESULTS (8-21)

32 North Carolina 83
51 Towson 76
47 Auburn 85
63 Alabama St. 76
63 Johnson C. Smith ■ 73
75 Norfolk St. 64
51 Delaware St. ■ 67
72 NJIT ■ 41
52 Appalachian St. ■ 66
48 Md.-East. Shore 54
42 Elon 50
56 Norfolk St. ■ 47
50 Towson ■ 57
59 Bethune-Cookman 50
33 Virginia Tech 43
55 New Hampshire † 63
56 S.C.-Aiken ■ 61
43 Georgia Tech 75
61 Livingstone ■ 72
48 Radford 72
49 Md.-East. Shore ■ 62
66 Savannah St. 58
53 Delaware St. 67
66 Wake Forest 82
39 Navy 58
71 Morgan St. 66
49 Bethune-Cookman ■ 44
65 Longwood 69
80 Savannah St. ■ 60

Nickname: Lady Rams
Colors: Scarlet & White
Arena: C.E. Gaines Center
Capacity: 3,100; Year Built: 1978
AD: Percy Caldwell
SID: Chris Zona

WINTHROP

Rock Hill, SC 29733 I

Coach: Bud Childers, Charleston So. 1979

2006-07 RESULTS (6-26)

83 Memphis † 60
45 Louisville 69
42 Dayton † 55
40 Binghamton † 53
70 Fla. Atlantic 67
48 Davidson ■ 66
45 Kennesaw St. ■ 71
61 Appalachian St. 84
51 Wofford 77
54 North Carolina St. 65
63 South Carolina St. ■ 49
57 Wake Forest 65
53 Tulane ■ 58
54 IPFW ■ 65
30 South Carolina 75
45 Charlotte 65
47 UNC Asheville ■ 60
65 Birmingham-So. 54
38 Radford 65
42 Liberty 69
63 High Point ■ 74
55 Coastal Caro. ■ 60
54 Charleston So. 65
65 Radford ■ 68
52 Liberty ■ 77
74 UNC Asheville 89
55 Birmingham-So. ■ 65
71 Charleston So. ■ 47
52 Coastal Caro. 67
49 High Point 57
57 High Point † 50
53 UNC Asheville 64

Nickname: Eagles
Colors: Garnet & Gold
Arena: Winthrop Coliseum
Capacity: 6,100; Year Built: 1982
AD: Thomas N. Hickman
SID: Jack D. Frost

WISCONSIN

Madison, WI 53711 I

Coach: Lisa Stone, Iowa 1984

2006-07 RESULTS (23-13)

91 Air Force 58
80 Western Mich. ■ 77
75 Central Conn. St. ■ 45
78 Milwaukee ■ 45
56 Kansas St. † 53
67 UNLV 51
50 UC Riverside 52
88 Southern Miss. ■ 37
68 Kansas ■ 41
75 Ill.-Chicago ■ 53
75 Albany (N.Y.) ■ 46
66 Green Bay 70
86 Harvard ■ 66
93 Northwestern ■ 72
46 Michigan St. 56
53 Minnesota 71
62 Michigan 59
62 Illinois ■ 70
51 Ohio St. ■ 74
74 Northwestern 50
73 Michigan ■ 60
70 Minnesota ■ 57
56 Indiana 83
61 Penn St. 70
60 Indiana ■ 53
84 Iowa ■ 73
57 Ohio St. 83
60 Purdue ■ 69
93 Iowa 103
81 Michigan † 59
79 Purdue † 82
77 Arkansas St. ■ 45
67 Kentucky ■ 61
84 Virginia ■ 78
79 Western Ky. ■ 72
56 Wyoming 72

Nickname: Badgers
Colors: Cardinal & White
Arena: Kohl Center
Capacity: 17,142; Year Built: 1998
AD: Barry Alvarez
SID: Tamara Flarup

WIS. LUTHERAN

Milwaukee, WI 53226 III

Coach: Klay Knueppel, Wis. Lutheran

2006-07 RESULTS (15-11)

79 Concordia (Mich.) ■ 65
82 Greenville ■ 51
64 Wis.-Stevens Point ■ 99
69 Carthage 82
83 Dominican (Ill.) 69
67 Aurora 75
74 Concordia Chicago 58
60 Concordia (Wis.) ■ 42
67 Rockford ■ 44
44 Whitman 56
56 Whitworth † 74
68 Benedictine (Ill.) ■ 59
78 Lakeland 67
84 Alverno ■ 48
85 Maranatha Baptist 78
60 Marian (Wis.) ■ 52
83 Dominican (Ill.) ■ 48
59 Edgewood 64
56 Aurora ■ 64
38 Rockford 49
69 Concordia Chicago ■ 56
59 Concordia (Wis.) 69
54 Benedictine (Ill.) 76
77 Lakeland ■ 67
81 Maranatha Baptist ■ 73
64 Edgewood 68

Nickname: Warriors
Colors: Forest Green & White
Arena: The REX
Capacity: 2,500; Year Built: 1992
AD: Edward Noon
SID: Adam Heinzen

WIS.-EAU CLAIRE

Eau Claire, WI 54702-4004 III

Coach: Tonja Englund, St. Thomas (Minn.) 1994

2006-07 RESULTS (19-9)

50 Baldwin-Wallace † 68
72 Davenport † 65
63 St. Norbert ■ 55
76 Otterbein ■ 67
74 Morningside ■ 65
59 Wis.-Stout ■ 44
51 Wis.-La Crosse 68
60 Wis.-River Falls ■ 50
55 St. Cloud St. 71
61 Carroll (Wis.) 64
60 Bethel (Minn.) † 58
69 Trinity (Tex.) 56
62 Wis.-Whitewater ■ 51
42 Wis.-Oshkosh 48
44 Wis.-Stevens Point 64
58 Wis.-Platteville ■ 41
72 Wis.-Superior ■ 43
66 Wis.-La Crosse ■ 49
52 Wis.-Stout 65
59 Wis.-Platteville 51
60 Wis.-Stevens Point ■ 51
68 Wis.-River Falls 65
64 Wis.-Oshkosh ■ 41
78 Wis.-Superior 52
49 Wis.-Whitewater 61
67 Wis.-La Crosse ■ 62
73 Wis.-Platteville ■ 41
61 Wis.-Stout 73

Nickname: Blugolds
Colors: Navy Blue & Old Gold
Arena: W. L. Zorn Arena
Capacity: 2,450; Year Built: 1952
AD: Scott Kilgallon
SID: Tim Petermann

GREEN BAY

Green Bay, WI 54311-7001 I

Coach: Kevin Borseth, Lake Superior St. 1976

2006-07 RESULTS (29-4)

67 Kansas St. 72
90 Oakland ■ 68
63 Marquette 67
75 Minnesota † 66
75 Northern Ariz. 64
70 DePaul ■ 71
67 Iowa ■ 43
84 Indiana St. ■ 66
70 Wisconsin ■ 66
68 Chicago St. 48
92 Illinois St. ■ 64
59 Ill.-Chicago ■ 47
87 Loyola (Ill.) ■ 71
86 Detroit 70
77 North Dakota St. ■ 51
85 Milwaukee ■ 70
82 Cleveland St. ■ 39
83 Youngstown St. ■ 49
81 Butler 64
67 Wright St. 53
88 Detroit ■ 60
72 Milwaukee 63
74 Youngstown St. 62
69 Cleveland St. 66
73 Wright St. ■ 42
84 Butler ■ 70
78 Loyola (Ill.) 60
58 Ill.-Chicago 45
81 Detroit ■ 58
84 Milwaukee ■ 79
91 Butler ■ 64
59 New Mexico † 52

70 Connecticut 94

Nickname: Phoenix
Colors: Green, White & Red
Arena: Phoenix Sports Center
Capacity: 1,800; Year Built: 1976
AD: Ken Bothof
SID: Sheila Blackman

WIS.-LA CROSSE

La Crosse, WI 54601 III

Coach: Lois Heeren, Truman 1984

2006-07 RESULTS (13-13)

63 Winona St....70
63 Viterbo ■....44
81 Milwaukee Engr. ■....37
73 Simpson ■....77
65 Wis.-Whitewater ■....61
68 Wis.-Eau Claire ■....51
60 Wis.-Platteville ■....56
60 Wis.-Stevens Point....83
60 Finlandia ■....56
54 Wartburg †....55
66 Clarke....54
72 Tri-State †....60
52 Wis.-Stout ■....68
71 Cardinal Stritch ■....66
59 Wis.-Oshkosh....57
62 Wis.-Superior....63
53 Wis.-River Falls ■....52
49 Wis.-Eau Claire....66
60 Wis.-Whitewater....75
69 Wis.-Superior ■....51
57 Wis.-Oshkosh ■....51
49 Wis.-Stevens Point ■....62
73 Wis.-Platteville....75
54 Wis.-River Falls....67
68 Wis.-Stout....72
62 Wis.-Eau Claire....67

Nickname: Eagles
Colors: Maroon & Gray
Arena: Mitchell Hall
Capacity: 2,880; Year Built: 1964
AD: Joe Baker
SID: David Johnson

MILWAUKEE

Milwaukee, WI 53211 I

Coach: Sandy Botham, Notre Dame 1988

2006-07 RESULTS (15-16)

59 South Fla.....85
71 Miami (Fla.)....78
72 Drake....75
65 Central Conn. St. ■....56
45 Wisconsin....78
66 San Jose St. †....63
53 SMU....47
63 Marquette ■....74
48 Iowa St....85
65 Air Force ■....53
53 North Dakota St.....63
45 Chicago St. ■....54
69 La Salle....74
73 Loyola (Ill.) ■....72
86 Ill.-Chicago ■....79
77 Detroit....67
70 Green Bay....85
60 Youngstown St. ■....44
75 Cleveland St. ■....68
75 Wright St.....65
74 Butler....81
63 Detroit ■....54
63 Green Bay ■....72
54 Cleveland St.....57
76 Youngstown St.....70
59 Butler ■....74
51 Wright St. ■....65
89 Ill.-Chicago....83
80 Loyola (Ill.)....66
83 Wright St. ■....79
79 Green Bay....84

Nickname: Panthers
Colors: Black & Gold
Arena: Klotsche Center
Capacity: 5,000; Year Built: 1977
AD: Bud K. Haidet
SID: Kevin Conway

WIS.-OSHKOSH

Oshkosh, WI 54901-8683....III

Coach: Terri Schumacher, Wis.-Oshkosh 1986

2006-07 RESULTS (8-16)

69 Augustana (Ill.) †....40
61 Lake Forest....76
63 Ripon ■....66
68 Wheaton (Ill.) ■....50
67 North Central (Ill.) ■....56
41 Wis.-Stevens Point....57
70 Wis.-Superior ■....48
76 Northland ■....50
49 Wis.-Stout....61
60 St. Norbert ■....67
61 Wis.-Platteville ■....49
48 Wis.-Eau Claire ■....42
57 Wis.-La Crosse ■....59
32 Wis.-River Falls....47
59 Wis.-Whitewater....68
76 Wis.-Superior....38
45 Wis.-Stevens Point ■....46
54 Wis.-River Falls ■....61
51 Wis.-La Crosse....57
45 Wis.-Stout ■....70
41 Wis.-Eau Claire....64
51 Wis.-Whitewater ■....68
56 Wis.-Platteville....60
54 Wis.-Stout....71

Nickname: Titans
Colors: Black, Gold & White
Arena: Kolf Sports Center
Capacity: 5,800; Year Built: 1971
AD: Allen F. Ackerman
SID: Kennan Timm

WIS.-PARKSIDE

Kenosha, WI 53141-2000....II

Coach: Jenny Kenesie, Louisville

2006-07 RESULTS (15-12)

80 St. Francis (Ill.) ■....65
63 Michigan Tech....73
71 Lake Superior St. †....63
72 Robert Morris-Chicago....54
92 St. Xavier ■....71
78 Rockhurst ■....62
71 Drury ■....85
57 SIU Edwardsville....61
61 Quincy....52
67 Upper Iowa....45
61 Cardinal Stritch ■....46
59 Winona St....58
66 Northern Ky. ■....57
86 Bellarmine ■....69
57 Lewis ■....69
52 Mo.-Rolla....69
67 Mo.-St. Louis....60
68 Ky. Wesleyan ■....67
58 Southern Ind. ■....75
77 St. Joseph's (Ind.)....69
59 Indianapolis....69
60 Bellarmine....73
58 Northern Ky....60
62 Indianapolis ■....66
75 St. Joseph's (Ind.) ■....50
58 Lewis....83
66 Ky. Wesleyan....72

Nickname: Rangers
Colors: Green, White & Black
Arena: Sports & Activity Center
Capacity: 2,120; Year Built: 1969
AD: David C. Williams
SID: Steve Kratochvil

WIS.-PLATTEVILLE

Platteville, WI 53818-3099....III

Coach: Tina Kuhle, Clarke 1994

2006-07 RESULTS (11-16)

87 Clarke †....48
88 Ripon....77
73 Augustana (Ill.)....56
62 Dubuque †....71
70 Loras †....63
58 Millikin....65
67 Wis.-Stout ■....83
56 Wis.-La Crosse....60
54 Wis.-River Falls....52
79 Edgewood ■....50
64 Trinity (Ill.)....59
51 Bemidji St.....90
49 Wis.-Oshkosh....61
62 Wis.-Superior ■....53
50 Wis.-Whitewater ■....69
41 Wis.-Eau Claire....58
51 Wis.-Stevens Point....69
65 Wis.-Stout....84
51 Wis.-Eau Claire ■....59
75 Wis.-Whitewater....76
48 Wis.-River Falls ■....61
75 Wis.-La Crosse ■....73
64 Wis.-Superior....76
65 Wis.-Stevens Point ■....76
60 Wis.-Oshkosh ■....56
75 Wis.-Whitewater....74
41 Wis.-Eau Claire....73

Nickname: Pioneers
Colors: Blue & Orange
Arena: Williams Fieldhouse
Capacity: 2,300; Year Built: 1962
AD: Mark Molesworth
SID: Paul Erickson

WIS.-RIVER FALLS

River Falls, WI 54022....III

Coach: Cindy Hovet, Wis.-Stout 1994

2006-07 RESULTS (16-11)

76 Hamline ■....51
80 Augsburg ■....40
58 St. Thomas (Minn.) ■....48
75 Wis.-Superior ■....33
67 Wis.-Stevens Point ■....60
50 Wis.-Eau Claire....60
52 Wis.-Platteville ■....54
46 Macalester....52
54 Northwestern (Minn.)....37
68 Drew †....46
45 Wesleyan (Conn.) †....49
74 Finlandia ■....46
50 St. Scholastica....57
46 Wis.-Whitewater....72
55 Wis.-Stout....56
47 Wis.-Oshkosh ■....32
52 Wis.-La Crosse....53
68 Wis.-Stevens Point....44
79 Wis.-Superior....61
61 Wis.-Oshkosh....54
79 Wis.-Stout ■....68
61 Wis.-Platteville....48
65 Wis.-Eau Claire ■....68
57 Wis.-Whitewater ■....73
67 Wis.-La Crosse ■....54
76 Wis.-Stevens Point....69
59 Wis.-Stout....70

Nickname: Falcons
Colors: Red & White
Arena: Karges Center
Capacity: 2,000; Year Built: 1958
AD: Richard H. Bowen
SID: Jim Thies

WIS.-STEVENS POINT

Stevens Point, WI 54481....III

Coach: Shirley Egner, Wis.-La Crosse 1980

2006-07 RESULTS (18-7)

75 Lawrence ■....65
69 Viterbo ■....31
99 Wis. Lutheran....64
82 North Central (Ill.) ■....67
71 Wheaton (Ill.) ■....44
57 Wis.-Oshkosh ■....41
60 Wis.-River Falls....67
61 Wis.-Whitewater....62
83 Wis.-La Crosse ■....60
65 Lawrence....55
60 Finlandia ■....48
84 Wis.-Superior ■....48
68 Wis.-Stout....71
64 Wis.-Eau Claire ■....44
87 Milwaukee Engr....53
69 Wis.-Platteville ■....51
44 Wis.-River Falls ■....68
46 Wis.-Oshkosh....45
51 Wis.-Eau Claire....60
62 Wis.-La Crosse....49
52 Wis.-Whitewater ■....62
74 Wis.-Stout ■....71
76 Wis.-Platteville....65
75 Wis.-Superior....60
69 Wis.-River Falls ■....76

Nickname: Pointers
Colors: Purple & Gold
Arena: Berg Gym
Capacity: 1,200; Year Built: 1959
AD: Frank O'Brien
SID: Jim Strick

WIS.-STOUT

Menomonie, WI 54751-0790....III

Coach: Mark Thomas, Wis.-Superior 1983

2006-07 RESULTS (23-6)

86 Benedictine (Ill.) †....60
70 Edgewood †....50
89 Northwestern (Minn.) ■....45
70 St. Scholastica....58
82 Northland....62
44 Wis.-Eau Claire....59
83 Wis.-Platteville....67
85 Wis.-Superior....74
61 Wis.-Oshkosh ■....49
64 Minn. St. Mankato....89
84 Finlandia....86
65 McMurry †....60
73 Southwestern (Tex.)....45
68 Wis.-La Crosse....52
71 Wis.-Stevens Point ■....68
56 Wis.-River Falls ■....55
85 Wis.-Whitewater....71
84 Wis.-Platteville ■....65
65 Wis.-Eau Claire ■....52
65 Wis.-Whitewater ■....50
68 Wis.-River Falls....79
70 Wis.-Oshkosh....45
79 Wis.-Superior ■....51
71 Wis.-Stevens Point....74
72 Wis.-La Crosse ■....68
71 Wis.-Oshkosh ■....54
70 Wis.-River Falls ■....59
73 Wis.-Eau Claire ■....61
86 Simpson ■....91

Nickname: Blue Devils
Colors: Navy & White
Arena: Johnson Field House
Capacity: 1,800; Year Built: 1965
AD: Steve Terry
SID: Layne Pitt

WIS.-SUPERIOR

Superior, WI 54880-4500 III

Coach: Donald Mulhern, Winona St. 1987

2006-07 RESULTS (8-17)

57 Ripon....58
79 Clarke † 59
72 Northland ■....64
33 Wis.-River Falls....75
48 Wis.-Oshkosh....70
74 Wis.-Stout ■....85
61 Wis.-Whitewater ■....72
61 Northwestern (Minn.)....47
78 St. Scholastica ■....61
72 Minn.-Morris ■....55
48 Wis.-Stevens Point....84
53 Wis.-Platteville....62
75 St. Scholastica 68
65 Finlandia ■....76
63 Wis.-La Crosse ■....62
43 Wis.-Eau Claire....72
38 Wis.-Oshkosh ■....76
61 Wis.-River Falls ■....79
51 Wis.-La Crosse 69
59 Northland 67
52 Wis.-Whitewater....58
51 Wis.-Stout....79
76 Wis.-Platteville ■....64
52 Wis.-Eau Claire ■....78
60 Wis.-Stevens Point ■....75

Nickname: Yellowjackets
Colors: Gold, Black & White
Arena: Mertz Mortorelli Gymnasium
Capacity: 2,500; Year Built: 1966
AD: Steven E. Nelson
SID: Dan Laughlin

WIS.-WHITEWATER

Whitewater, WI 53190..... III

Coach: Keri Carollo, Humboldt St. 1997

2006-07 RESULTS (19-7)

65 Wilmington (Ohio) † 71
70 St. Mary's (Ind.) †....67
83 Edgewood ■ 65
80 Millikin ■....75
82 Luther ■ 59
72 Chicago ■....82
61 Wis.-La Crosse 65
62 Wis.-Stevens Point ■....61
72 Wis.-Superior 61
53 George Fox † 47
67 Siena Heights †....47
72 Judson (Ill.) ■....55
51 Wis.-Eau Claire....62
72 Wis.-River Falls ■....46
69 Wis.-Platteville....50
71 Wis.-Stout ■....85
68 Wis.-Oshkosh ■....59
75 Wis.-La Crosse ■....60
50 Wis.-Stout....65
76 Wis.-Platteville ■....75
58 Wis.-Superior ■ 52
62 Wis.-Stevens Point....52
73 Wis.-River Falls....57
68 Wis.-Oshkosh....51
61 Wis.-Eau Claire ■....49
74 Wis.-Platteville ■....75

Nickname: Warhawks
Colors: Purple & White
Arena: Williams Center
Capacity: 3,000; Year Built: 1967
AD: Paul Plinske
SID: Tom Fick

WITTENBERG

Springfield, OH 45504..... III

Coach: Pam Smith, Wittenberg 1982

2006-07 RESULTS (15-11)

88 Buena Vista † 71
58 Chicago....80
63 Capital ■....69
68 Oberlin 54
36 Thomas More 45
71 Wooster ■....63
60 DePauw ■....82
55 Manchester 48
77 Wilmington (Ohio) ■ 68
53 Baldwin-Wallace ■....69
41 Denison....54
59 Allegheny....50
71 Hiram 41
70 Earlham ■....40
50 Denison ■....63
51 Ohio Wesleyan....61
68 Oberlin ■ 45
41 Kenyon 50
67 Hiram ■ 31
71 Allegheny ■....47
58 Earlham....55
70 Ohio Wesleyan ■....54
55 Kenyon ■ 39
56 Wooster....70
83 Earlham ■....52
49 Allegheny † 54

Nickname: Tigers
Colors: Red & White
Arena: HPER Center
Capacity: 3,000; Year Built: 1982
AD: Garnett Purnell
SID: Ryan Maurer

WOFFORD

Spartanburg, SC 29303-3663..... I

Coach: Edgar Farmer, North Carolina 1994

2006-07 RESULTS (13-16)

57 Gardner-Webb ■ 47
83 Southern Va. ■....48
86 Charleston So. ■ 60
30 West Virginia....78
66 N.C. A&T....60
72 Wake Forest....74
77 Winthrop ■ 51
36 North Carolina 95
81 Montreat ■....49
67 Western Caro. ■ 76
62 Chattanooga ■....96
81 Clemson....94
58 Ga. Southern....74
56 Col. of Charleston ■ 47
56 Elon ■ 47
40 Furman....48
69 Appalachian St. 65
39 Davidson 86
54 UNC Greensboro ■....62
65 Western Caro....79
67 Ga. Southern ■....82
41 Col. of Charleston....39
50 Elon....43
47 Furman ■ 51
63 Appalachian St. ■....52
68 Davidson ■ 65
66 UNC Greensboro....71
49 Chattanooga 68
62 Davidson †....71

Nickname: Terriers
Colors: Old Gold & Black
Arena: Benjamin Johnson Arena
Capacity: 3,500; Year Built: 1980
AD: Richard Johnson
SID: Travis Woods

WOOSTER

Wooster, OH 44691 III

Coach: Lisa Campanell Komara, West Liberty St. 1982

2006-07 RESULTS (14-12)

85 Lake Erie ■....52
78 Thiel ■....65
53 Westminster (Pa.)....58
59 Case Reserve ■....71
56 Earlham ■....54
63 Wittenberg 71
62 La Verne 57
56 Whittier 57
43 Olivet....75
75 Kalamazoo....63
56 Kenyon ■ 63
61 Oberlin 51
65 Lake Erie 48
47 Denison ■....51
72 Hiram ■ 64
51 Kenyon 58
77 Allegheny....71
71 Earlham....59
66 Oberlin ■ 63
62 Ohio Wesleyan ■....57
48 Denison....81
55 Allegheny ■....64
73 Hiram 60
56 Ohio Wesleyan....63
70 Wittenberg ■ 56
42 Allegheny....59

Nickname: Fighting Scots
Colors: Black & Old Gold
Arena: Timken Gymnasium
Capacity: 3,400; Year Built: 1968
AD: Keith D. Beckett
SID: Hugh Howard

WPI

Worcester, MA 01609 III

Coach: Cherise Galasso, Rochester 1992

2006-07 RESULTS (23-7)

51 Worcester St. † 60
50 Clark (Mass.) † 45
70 Daniel Webster ■ 30
65 Mount Ida 46
47 Fitchburg St. ■....55
54 Rensselaer ■....55
51 Brandeis....70
50 Emerson ■....36
69 Elms ■ 35
61 Tufts ■....55
64 Johnson & Wales (R.I.)....49
73 Springfield ■ 64
53 Wheaton (Mass.) ■ 58
66 MIT....45
63 Wellesley 49
51 Smith ■....41
66 Babson ■....50
52 Mount Holyoke ■....49
41 Clark (Mass.)....44
60 Coast Guard....52
57 MIT ■ 41
55 Wheaton (Mass.) 50
44 Babson 31
59 Wellesley ■....42
54 Smith ■....28
52 Wheaton (Mass.) ■ 44
46 Mount Holyoke ■....51
61 Nichols ■....53
59 Endicott ■....48
58 Wheaton (Mass.) ■ 57

Nickname: Engineers
Colors: Crimson & Gray
Arena: Harrington Auditorium
Capacity: 3,000; Year Built: 1967
AD: Dana L. Harmon
SID: Rusty Eggen

WORCESTER ST.

Worcester, MA 01602-2597..... III

Coach: Karen Tessmer, Gettysburg 1985

2006-07 RESULTS (14-13)

60 WPI † 51
61 Nichols 51
71 Mass.-Dartmouth 51
62 Trinity (Conn.) ■....63
68 Daniel Webster †....30
71 Me.-Fort Kent †....51
55 Babson 68
73 Mount Holyoke ■....71
73 Maine Maritime † 78
81 St. Joseph (Vt.) †....47
43 Fitchburg St. ■....56
58 Eastern Conn. St....64
53 Westfield St. 66
62 Framingham St. ■....51
45 Tufts ■....61
61 Mass. Liberal Arts ■....44
60 Bridgewater St. 69
63 Salem St. ■....47
50 Fitchburg St....68
65 Westfield St. ■ 50
73 Framingham St....39
65 Springfield....71
67 Mass. Liberal Arts....54
56 Bridgewater St. ■ 62
70 Salem St....77
51 Westfield St. ■ 33
44 Fitchburg St....67

Nickname: Lancers
Colors: Royal Blue & Gold
Arena: Lancer Gymnasium
Capacity: 1,200; Year Built: 1953
AD: Susan E. Chapman
SID: John Meany

WRIGHT ST.

Dayton, OH 45435-0001 I

Coach: Bridgett Williams, Southern Ill. 1988

2006-07 RESULTS (10-18)

68 Ball St. 75
63 Miami (Ohio) ■....90
52 Indiana †....73
56 Nicholls St. † 65
59 Toledo ■....62
52 Longwood ■ 45
46 Canisius....66
59 Eastern Mich. ■ 76
49 Wake Forest ■....55
54 Marshall 62
60 Dayton ■....59
57 Youngstown St. 52
47 Cleveland St.....60
76 Butler ■....71
69 Loyola (Ill.) ■....76
46 Ill.-Chicago ■....68
67 Detroit 51
65 Milwaukee ■ 75
53 Green Bay ■....67
56 Butler 68
55 Ill.-Chicago....63
66 Loyola (Ill.)....60
65 Detroit ■ 54
42 Green Bay....73
65 Milwaukee....51
63 Cleveland St. ■....55
47 Youngstown St. ■ 40
79 Milwaukee....83

Nickname: Raiders
Colors: Green & Gold
Arena: Ervin J. Nutter Center
Capacity: 11,019; Year Built: 1990
AD: Michael J. Cusack
SID: Matt Zircher

WYOMING

Laramie, WY 82071-3414..... I

Coach: Joe Legerski, Wyoming 1979

2006-07 RESULTS (27-9)

71 San Francisco ■....58
76 Northern Colo....46
62 Kansas St. 68
68 Colorado ■....49
77 Charlotte †....55
80 Nevada † 71
79 Idaho St....58
59 Montana....70
69 Western St. †....56

62 Utah St. ■ 43
68 Idaho † 45
72 Montana 79
54 New Mexico ■ 51
46 UNLV 51
52 BYU 55
71 San Diego St. ■ 47
66 TCU ■ 51
78 Colorado St. 66
64 Air Force 43
56 Utah ■ 55
43 New Mexico 50
85 UNLV ■ 59
62 BYU ■ 69
47 San Diego St. 55
61 TCU 50
72 Colorado St. ■ 37
64 Air Force ■ 35
62 Utah 53
56 San Diego St. † 44
53 New Mexico † 65
84 Nevada ■ 56
73 Missouri ■ 67
64 Oregon ■ 62
70 South Dakota St. ■ 59
89 Kansas St. ■ 79
72 Wisconsin ■ 56

Nickname: Cowgirls
Colors: Brown & Gold
Arena: Arena Auditorium
Capacity: 15,028; Year Built: 1982
AD: Tom Burman
SID: Amy Dambro

XAVIER

Cincinnati, OH 45207-7530 I

Coach: Kevin McGuff, St. Joseph's (Ind.) 1992

2006-07 RESULTS (26-8)

86 Florida ■ 70
79 Western Caro. ■ 50
75 Loyola Marymount ■ 65
75 Auburn † 64
69 Western Mich. † 62
53 Marquette † 73
59 Louisville ■ 63
72 Morehead St. ■ 55
66 Penn St. 73
49 Coppin St. ■ 45
90 Eastern Ill. ■ 73
63 Ball St. ■ 69
72 Kansas 63
72 Penn ■ 51
76 North Carolina St. ■ 69
71 Dayton 54
85 St. Louis 61
59 Charlotte 61
89 Cincinnati 76
55 George Washington ■ 67
59 Duquesne ■ 44
78 St. Bonaventure ■ 55
58 Temple 59
75 La Salle ■ 64
85 St. Joseph's 72
80 Dayton ■ 52
63 Richmond 53
75 Massachusetts 67
64 Fordham ■ 48
74 Rhode Island ■ 44
64 St. Louis ■ 63
54 Temple ■ 53
65 St. Joseph's ■ 59
52 West Virginia † 65

Nickname: Musketeers
Colors: Blue, Gray & White
Arena: Cintas Center
Capacity: 10,250; Year Built: 2000
AD: Mike Bobinski
SID: Pat McKenna

YALE

New Haven, CT 06520-8216..... I

Coach: Chris Gobrecht, Southern California 1977

2006-07 RESULTS (12-16)

56 Holy Cross 68
60 DePaul 86
69 Stony Brook † 71
75 Fairfield 67
66 Sacred Heart ■ 72
55 Air Force 67
62 Tex.-Pan American † 49
63 Fordham 72
52 Hofstra 71
67 Marist ■ 52
68 Providence ■ 55
81 Quinnipiac ■ 64
66 Lehigh 56
70 Massachusetts ■ 60
69 Brown ■ 49
60 Brown 67
61 Harvard ■ 53
63 Dartmouth ■ 56
73 Princeton 83
57 Penn 70
64 Columbia ■ 72
61 Cornell ■ 45
59 Dartmouth 67
58 Harvard 68
55 Cornell 59
64 Columbia 66
55 Penn ■ 57
64 Princeton ■ 49

Nickname: Bulldogs, Elis
Colors: Yale Blue & White
Arena: John J. Lee Amphitheater
Capacity: 3,100; Year Built: 1932
AD: Thomas A. Beckett
SID: Joe Clifford

YORK (N.Y.)

Jamaica, NY 11451 III

Coach: Winnifred Brown, Bethune-Cookman 1990

2006-07 RESULTS (2-21)

38 Skidmore 84
22 Mt. St. Vincent † 78
38 Merchant Marine 95
20 Rutgers-Newark 79
38 Brooklyn ■ 61
40 Medgar Evers ■ 58
36 William Smith † 62
23 Brockport St. 73
28 Baruch 92
53 Staten Island ■ 80
64 Purchase St. 68
49 Lehman 76
33 Centenary (N.J.) ■ 54
65 City Tech ■ 76
58 CCNY ■ 34
49 John Jay 71
40 Old Westbury ■ 50
65 Brooklyn 69
40 Hunter ■ 55
49 Medgar Evers 73
70 New Rochelle ■ 50
58 Staten Island 71
48 City Tech 57

Nickname: Cardinals
Colors: Red & White
Arena: Health & P.E. Complex
Capacity: 1,200; Year Built: 1990
AD: Ronald St. John
SID: Jessica Cherry

YORK (PA.)

York, PA 17405-7199..... III

Coach: Betsy Witman, James Madison 1987

2006-07 RESULTS (18-9)

54 New Paltz St. ■ 62
78 McDaniel ■ 81
64 Villa Julie ■ 46
91 Frank. & Marsh. 63
74 Goucher 72
71 Salisbury 75
84 Gallaudet ■ 57
52 Mary Washington ■ 46
83 Lincoln (Pa.) 64
60 McDaniel ■ 67
90 Rowan † 83
69 Brockport St. † 63
66 St. Mary's (Md.) ■ 62
73 Catholic 64
79 Alvernia 73
76 Marymount (Va.) ■ 81
60 Elizabethtown ■ 64
73 Goucher ■ 65
73 Salisbury ■ 59
66 Gallaudet 49
62 Mary Washington 74
72 St. Mary's (Md.) 63
76 Catholic ■ 60
63 Marymount (Va.) 68
77 Hood ■ 30
74 St. Mary's (Md.) ■ 53
44 Marymount (Va.) 60

Nickname: Spartans
Colors: Kelly Green & White
Arena: Charles Wolf Gymnasium
Capacity: 1,712; Year Built: 2006
AD: Sean Sullivan
SID: Scott Guise

YOUNGSTOWN ST.

Youngstown, OH 44555-0001 I

Coach: Tisha Hill, Indiana 1993

2006-07 RESULTS (7-21)

78 Cincinnati ■ 85
42 Coppin St. 55
78 Buffalo ■ 44
52 UNC Wilmington 56
49 Duquesne † 96
51 Miami (Ohio) 69
56 Indiana St. 69
58 Akron ■ 66
54 Robert Morris ■ 84
58 Clarion ■ 47
52 Wright St. ■ 57
56 Butler ■ 80
55 Loyola (Ill.) 67
67 Ill.-Chicago 62
55 Detroit ■ 39
44 Milwaukee 60
49 Green Bay 83
65 Cleveland St. ■ 55
63 Ill.-Chicago ■ 71
66 Loyola (Ill.) ■ 64
57 Oakland 81
58 Detroit 52
62 Green Bay ■ 74
70 Milwaukee ■ 76
57 Cleveland St. 68
45 Butler 59
40 Wright St. 47
60 Butler 77

Nickname: Penguins
Colors: Red & White
Arena: Beeghly Center
Capacity: 6,500; Year Built: 1972
AD: Ron Strollo
SID: Jamie Hall