DIVISION III WOMEN'S BASKETBALL CHAMPIONSHIPS RECORDS BOOK

2020 Championship 2
History 3
Won-Lost Records in Tournament Play 9
All-Time Results 15
Brackets 26

2020 CHAMPIONSHIP

First Round

Tufts 72, SUNY Poly 34
SUNY Cortland 72, Western New Eng. 66
Williams 68, Albright 46
Ithaca 72, New England Col. 54
SUNY New Paltz 69, Husson 50
Smith 81, DeSales 72
Eastern Conn. St. 60, St. John Fisher 43
Messiah 72, Keystone 47
Bowdoin 90, Brooklyn 51
NYU 81, Emmanuel (MA) 62
Trine 63, Benedictine (IL) 37
Redlands 70, Wis.-Whitewater 62
Randolph-Macon 78, Transylvania 68
Oglethorpe 88, William Peace 74
Whitman 86, Wheaton (IL) 83 OT
Wartburg 91, Monmouth (IL) 55
Amherst 70, Framingham St. 46
Rowan 72, Merchant Marine 68
George Fox 74, Montclair St. 49
Marymount (VA) 68, Gettysburg 48
Texas-Dallas 64, Trinity (TX) 59
Mary Hardin-Baylor 78, Austin 63
Chris. Newport 82, Widener 66
Endicott 65, Scranton 56
DePauw 71, Webster 45
Loras 68, Wis.-La Crosse 52
Wis.-Oshkosh 61, Edgewood 40
Bethany Lutheran 62, Bethel (MN) 58
Baldwin Wallace 67, Haverford 42
Chicago 80, La Roche 57
Ill. Wesleyan 76, Berea 50
Hope 69, Grove City 18

Second Round

Tufts 79, SUNY Cortland 53
Williams 69, Ithaca 61
Smith 62, SUNY New Paltz 60
Messiah 60, Eastern Conn. St. 50
Bowdoin 86, NYU 67
Trine 69, Redlands 49
Oglethorpe 71, Randolph-Macon 63
Whitman 67, Wartburg 63
Amherst 60, Rowan 40
George Fox 57, Marymount (VA) 48
Mary Hardin-Baylor 64, Texas-Dallas 48
Chris. Newport 74, Endicott 71
Loras 71, DePauw 60
Wis.-Oshkosh 67, Bethany Lutheran 60
Baldwin Wallace 60, Chicago 58
Hope 72, Ill. Wesleyan 69

The championship was canceled after the first two rounds due to the COVID-19 pandemic.

HISTORY

RESULTS

Year	Champion (Record)	Coach	Score	Runner-Up	Host or Site	Championship Game Attendance	Championship Total Attendance
1982	Elizabethtown (26-1)	Yvonne Kauffman	67-66 (OT)	UNC Greensboro	Elizabethtown, Pa.	2,000	7,908
1983	North Central (IL) (26-6)	Wayne Morgan	83-71	Elizabethtown	Worcester, Mass.	600	15,704
1984	Rust (26-5)	A.J. Stovall	51-49	Elizabethtown	Scranton, Pa.	800	12,900
1985	Scranton (31-1)	Mike Strong	68-59	New Rochelle	DePere, Wis.	1,744	20,966
1986	Salem St. (29-1)	Tim Shea	89-85	Bishop	Salem, Mass.	1,500	21,038
1987	Wis.-Stevens Point (27-2)	Linda Wunder	81-74	Concordia-M'head	Scranton, Pa.	1,500	18,231
1988	Concordia-M'head (29-2)	Duane Siverson	65-57	St. John Fisher	Moorhead, Minn.	3,300	25,375
1989	Elizabethtown (29-2)	Yvonne Kauffman	66-65	Stanislaus St.	Danville, Ky.	1,000	17,625
1990	Hope (24-2)	Sue Wise	65-63	St. John Fisher	Holland, Mich.	2,282	25,040
1991	St. Thomas (MN) (29-2)	Ted Riverso	73-55	Muskingum	St. Paul, Minn.	1,700	23,834
1992	Alma (24-3)	Charlie Goffnet	79-75	Moravian	Bethlehem, Pa.	1,600	21,000
1993	Central (IA) (24-5)	Gary Boeyink	71-63	Capital	Pella, Iowa	2,200	28,080
1994	Capital (30-1)	Dixie Jeffers	82-63	WashU	Eau Claire, Wis.	2,300	28,337
1995	Capital (33-0)	Dixie Jeffers	59-55	Wis.-Oshkosh	Columbus, Ohio	2,000	41,049
1996	Wis.-Oshkosh (31-0)	Kathi Bennett	66-50	Mount Union	Oshkosh, Wis.	4,001	46,140
1997	NYU (29-1)	Janice Quinn	72-70	Wis.-Eau Claire	New York City	1,750	50,604
1998	WashU (28-2)	Nancy Fahey	77-69	Southern Me.	Gorham, Maine	1,950	38,639
1999	WashU (30-0)	Nancy Fahey	74-65	St. Benedict	Danbury, Conn.	1,990	41,008
2000	WashU (30-0)	Nancy Fahey	79-33	Southern Me.	Danbury, Conn.	1,746	40,882
2001	WashU (28-2)	Nancy Fahey	67-45	Messiah	Danbury, Conn.	1,974	39,134
2002	Wis.-Stevens Point (30-3)	Shirley Egner	67-65	St. Lawrence	Terre Haute, Ind.	1,265	37,064
2003	Trinity (TX) (28-5)	Becky Geyer	60-58	Eastern Conn. St.	Terre Haute, Ind.	1,146	40,863
2004	Wilmington (OH) (27-6)	Jerry Scheve	59-53	Bowdoin	Norfolk, Va.	2,118	40,063
2005	Millikin (29-2)	Lori Kerans	70-50	Randolph-Macon	Norfolk, Va.	2,660	44,662
2006	Hope (33-1)	Brian Morehouse	69-56	Southern Me.	Springfield, Mass.	2,018	47,462
2007	DePauw (31-3)	Kris Huffman	55-52	WashU	Springfield, Mass.	1,147	16,113
2008	Howard Payne (33-0)	Chris Kielsmeier	68-54	Messiah	Holland, Mich.	2,621	41,761
2009	George Fox (32-0)	Scott Rueck	60-53	WashU	Holland, Mich.	1,830	40,614
2010	WashU (29-2)	Nancy Fahey	65-59	Hope	Bloomington, Ill.	2,300	38,423
2011	Amherst (32-1)	G.P. Gromacki	64-55	WashU	Bloomington, Ill.	2,000	37,415
2012	Ill. Wesleyan (28-5)	Mia Smith	57-48	George Fox	Holland, Mich.	1,430	31,693
2013	DePauw (34-0)	Kris Huffman	69-51	Wis.-Whitewater	Holland, Mich.	1,563	39,176
2014	FDU-Florham (33-0)	Marc Mitchell	80-72	Whitman	Stevens Point, Wis.	1,223	35,074
2015	Thomas More (33-0) *	Jeff Hans	83-63	George Fox	Grand Rapids, Mich.	1,604	31,522
2016	Thomas More (33-0)	Jeff Hans	63-51	Tufts	Indianapolis #	6,403	36,186
2017	Amherst (33-0)	G.P. Gromacki	52-29	Tufts	Grand Rapids, Mich.	535	33,182
2018	Amherst (33-0)	G.P. Gromacki	65-45	Bowdoin	Rochester, Minn.	655	43,288
2019	Thomas More (33-0)	Jeff Hans	81-67	Bowdoin	Salem, Va.	1,397	33,601
2020	No champion ^				Columbus, Ohio		18,139

** Thomas More's participation in the 2015 Division III championship vacated by the NCAA Committee on Infractions.*

 # National championship game was conducted at the same site as the Division I Women's Final Four and Division II national championship game at Bankers Life Fieldhouse.

^ The 2020 championship was canceled after the first two rounds due to the COVID-19 pandemic.

ELITE 90 AWARD

Year	Name, School	GPA	Major
2010	Zoe Unruh, WashU	3.88	Environmental Studies
2011	Dani Hoover, WashU	4.00	Systems Science and Engineering
2012	Lexi Baltes, Ill. Wesleyan	3.877	English
2013	Hannah Lukemeyer, DePauw	3.973	Kinesiology
2014	Heather Johns, Whitman	3.90	Biophysics, Biochemistry and Molecular Biology
2015	Sammy Naluai, George Fox	3.797	Marketing and Business Management
2016	Kelly McDonald, Thomas More	3.839	Elementary Education
2017	Paige Gernes, St. Thomas (MN)	4.00	Biology
2018	Meghan Sullivan, Amherst	3.98	Math
2019	Kaia Porter, St. Thomas (MN)	3.95	Biology

The Elite 90 is presented to the student-athlete with the highest cumulative grade-point average participating at the finals site for each of the NCAA's 90 championships.

MOST OUTSTANDING PLAYER

(Not presented from 1985 through 1996 or in 1999)

Year	Player, School
1982	Bev Hall, Elizabethtown
1983	Page Lutz, Elizabethtown
1984	Page Lutz, Elizabethtown
1997	Marsha Harris, NYU
1998	Amy Schweizer, WashU
2000	Alia Fischer, WashU
2001	Tasha Rodgers, WashU
2002	Carry Boehning, Wis.-Stevens Point
2003	Allison Wooley, Trinity (TX)
2004	Tara Rausch, Wilmington (OH)
2005	Joanna Conner, Millikin
2006	Bria Ebels, Hope
2007	Liz Bondi, DePauw
2008	Meia Daniels, Howard Payne
2009	Kristen Shielee, George Fox
2010	Jaimie McFarlin, WashU
2011	Caroline Stedman, Amherst
2012	Olivia Lett, Ill. Wesleyan
2013	Ellie Pearson, DePauw
2014	Kyra Dayon, FDU-Florham
2015	* Sydney Moss, Thomas More
2016	Sydney Moss, Thomas More
2017	Ali Doswell, Amherst
2018	Emma McCarthy, Amherst
2019	Madison Temple, Thomas More

**Thomas More's participation in the 2015 Division III championship vacated by the NCAA Committee on Infractions.*

ALL-TOURNAMENT TEAMS

(First player listed on each team was the outstanding player of the championship. The award was not presented from 1985 through 1996 or in 1999.)

1982
Bev Hall, Elizabethtown
Page Lutz, Elizabethtown
Carol Peschel, UNC Greensboro
Carol Ferrin, Pomona-Pitzer
Sherry Sydney, UNC Greensboro

1983
Page Lutz, Elizabethtown
Kim Wallner, North Central (IL)
Brenda Sanders, North Central (IL)
Judy Hodge, Clark (MA)
Jackie Moore, Knoxville

1984
Page Lutz, Elizabethtown
Shelley Parks, Elizabethtown
Brenda Christian, Rust
Evelyn Oquendo, Salem St.
Cheryl Juris, North Central (IL)

1985
Dawn Cillo, New Rochelle
Lori Kerans, Millikin
Deanna Kyle, Scranton
Shelley Parks, Scranton
Amy Proctor, St. Norbert

1986
Evelyn Oquendo, Salem St.
Beth Kapnis, Salem St.
Crystal Coleman, Bishop
Batavia Evans, Bishop
Mary Fuhr, Capital

1987
Jessica Beachy, Concordia-M'head
Una Espenkotter, Scranton
Wendy Norris, Kean
Donna Pivonka, Wis.-Stevens Point
Karla Miller, Wis.-Stevens Point

1988
Jessica Beachy, Concordia-M'head
Jillayn Quaschnick, Concordia-M'head
Michelle Thykeson, Concordia-M'head
Diana Duff, Southern Me.
Shelly Bayhurst, St. John Fisher

1989
Nancy Keene, Elizabethtown
Kirsten Dumford, Stanislaus St.
Lisa Minturn, Stanislaus St.
Amy Huestis, Clarkson
Susan Yates, Centre

1990
Dina Disney, Hope
Holly VandenBerg, Hope
Susan Heidt, St. John Fisher
Michelle Skovrinski, St. John Fisher
Dortha Ford, Heidelberg

1991
Tonja Englund, St. Thomas (MN)
Laurie Trow, St. Thomas (MN)
Michelle Snow, Muskingum
Kate Titus, Muskingum
Bernice Laferriere, Eastern Conn. St.

1992
Lauri LaBeau, Alma
Kathy Beck, Moravian
Pam Porter, Moravian
Trish Harvey, Luther
Wendy Rogers, Eastern Conn. St.

1993
Sandy Buddelmeyer, Capital
Katie Geiger, Scranton
Emilie Hanson, Central (IA)
Tina Kampa, St. Benedict
Chris Rogers, Central (IA)

1994
Chris Boos, Wis.-Eau Claire
Carmen Ellis, Capital
Sarah Goldman, WashU
Laura Schmelzer, Capital
Christine Whelan, Wheaton (MA)

1995
Katie Mang, Capital
Jill Walker, Capital
Natalie DeMichei, Wis.-Oshkosh
Wendy Wangerin, Wis.-Oshkosh
Laura Witte, St. Thomas (MN)

1996
Shelley Dietz, Wis.-Oshkosh
Wendy Wangerin, Wis.-Oshkosh
Suzy Venet, Mount Union
Tracy Wilson, Mount Union
Kirsten Vipond, St. Thomas (MN)

1997
Marsha Harris, NYU
Jennifer Krowlikowski, NYU
Allison Berg, Wis.-Eau Claire
Erika Schmidt, Wis.-Eau Claire
Kristin Long, Capital

1998
Amy Schweizer, WashU
Alia Fischer, WashU
Joanna Brown, Southern Me.
Julie Plant, Southern Me.
Suzy Venet, Mount Union

1999
Tasha Rodgers, WashU
Alia Fischer, WashU
Molly Mark, St. Benedict
Robyn Ruschmeier, St. Benedict
Dee Jackson, Salem St.

2000
Alia Fischer, WashU
Tasha Rodgers, WashU
Trish Ripton, Southern Me.
Jennifer Ulstad, St. Thomas (MN)
Kelly Halpin, Scranton

2001
Tasha Rodgers, WashU
Jennifer Rudis, WashU
Katy Sturtz, Ohio Wesleyan
Amy Hitz, Messiah
Brianne Bognanno, Emmanuel (MA)

2002
Carry Boehning, Wis.-Stevens Point
Tara Schmitt, Wis.-Stevens Point
Lindsey Rush, DePauw
Megan Dietrichsen, St. Lawrence
Cara Barbierri, St. Lawrence

2003
Allison Coleman, Eastern Conn. St.
Kelly Wescott, Rochester (NY)
Megan Selmon, Trinity (TX)
Allison Wooley, Trinity (TX)
Kristi Channing, Wis.-Eau Claire

2004
Lora Trinkle, Bowdoin
Erika Smith, Rochester (NY)
Kelly Wescott, Rochester (NY)
Amy Kincer, Wilmington (OH)
Tara Rausch, Wilmington (OH)
Amanda Nechuta, Wis.-Stevens Point

2005
Joanna Conner, Millikin
Lindsay Ippel, Millikin
Audrey Minott, Millikin
Megan Silva, Randolph-Macon
Megan Myles, Southern Me.

2006
Bria Ebels, Hope
Julie Henderson, Hope
Taryn Mellody, Scranton
Ashley Marble, Southern Me.
Megan Myles, Southern Me.

2007
Liz Bondi, DePauw
Suzy Doughty, DePauw
Debbie Bruen, Mary Washington
Stephanie Ryba, NYU
Jaimie McFarlin, WashU

2008
Meia Daniels, Howard Payne
Kim Hoffman, Howard Payne
Nikki Lobach, Messiah
Tina Grace, Oglethorpe
Tiffany Morton, Wis.-Whitewater

2009
Kristen Shielee, George Fox
Sage Indendi, George Fox
Hillary Klimowicz, TCNJ
Janice Evans, WashU
Jaimie McFarlin, WashU

2010
Sarah Leyman, Amherst
Carrie Snikkers, Hope
Melissa Alwardt, Rochester (NY)
Jaimie McFarlin, WashU
Zoë Unruh, WashU

2011
Caroline Stedman, Amherst
Jaci Daigneault, Amherst
Chelsie Schweers, Chris. Newport
Nikki Preston, Ill. Wesleyan
Kathryn Berger, WashU

2012
Caroline Stedman, Amherst
Hannah Munger, George Fox
Keisha Gordon, George Fox
Olivia Lett, Ill. Wesleyan
Maggie Weiers, St. Thomas (MN)

2013
Marcia Voigt, Amherst
Ellie Pearson, DePauw
Kate Walker, DePauw
Danny Rainer, Williams
Cortney Kumerow, Wis.-Whitewater

2014
Kyra Dayon, FDU-Florham
Jalessa Lewis, FDU-Florham
Kelsey Morehead, Tufts
Heather Johns, Whitman
Mary Merg, Wis.-Whitewater

2015
Justine Benner, George Fox
Melissa Tobie, Montclair St.
* Sydney Moss, Thomas More
* Abby Owings, Thomas More
Michael North, Tufts

**Thomas More's participation in the 2015 Division III championship vacated by the NCAA Committee on Infractions.*

2016

Hannah Hackley, Amherst
Sydney Moss, Thomas More
Abby Owings, Thomas More
Michela North, Tufts
Morgan Neuendorf, Wartburg

2017

Ali Doswell, Amherst
Meredith Doswell, Amherst
Devon Byrd, Chris. Newport
Kaitlin Langer, St. Thomas (MN)
Michela North, Tufts

2018

Hannah Fox, Amherst
Emma McCarthy, Amherst
Kate Kerrigan, Bowdoin
Madison Temple, Thomas More
Katie Sommer, Wartburg

2019

Abby Kelly, Bowdoin
Makenzie Mason, Scranton
Hannah Spaulding, St. Thomas (MN)
Shelby Rupp, Thomas More
Madison Temple, Thomas More

INDIVIDUAL RECORDS

(Three-game minimum for tournament percentages and records)

Points, Game

50—Crystal Coleman, Bishop (90) vs. Concordia-M'head (86), 1986.

Points, Tournament

162—Crystal Coleman, Bishop, 1986 (26 vs. Pomona-Pitzer, 50 vs. Concordia-M'head, 28 vs. William Penn, 39 vs. Capital, 19 vs. Salem St.).

Note: In 2015, Sydney Moss, Thomas More, scored 197 points, but that record was vacated by the NCAA Committee on Infractions (40 vs. Greensboro, 43 vs. East. Mennonite, 37 vs. WashU, 35 vs. St. Thomas (MN), 23 vs. Tufts, 19 vs. George Fox).

Field Goals, Game

20—Crystal Coleman, Bishop (90) vs. Concordia-M'head (86), 1986.

Field Goals, Tournament

68—Crystal Coleman, Bishop, 1986 (12 vs. Pomona-Pitzer, 20 vs. Concordia-M'head, 10 vs. William Penn, 18 vs. Capital, 8 vs. Salem St.).

Note: In 2015, Sydney Moss, Thomas More, had 70 field goals, but that record was vacated by the NCAA Committee on Infractions (13 vs. Greensboro, 18 vs. East. Mennonite, 13 vs. WashU, 11 vs. St. Thomas (MN), 9 vs. Tufts, 6 vs. George Fox).

Highest Field-Goal Percentage, Game

(Minimum 10 made)

100%—Kelsey Duoss, Wis.-Stout (86) vs. Simpson (91), 2007 (10-10).

Three-Point Field Goals, Game

9—Jessie Graham, Rochester (NY) (57) vs. Medaille (54), 2006; Celia Rader, King's (PA) (64) vs. Wm. Paterson (63), 2012.

8—Mady Burdett, Whitman (59) vs. East Tex. Baptist (65), March 2, 2018; Sydney Kopp, DePauw (78) vs. Loras (54), March 1, 2019.

7—Lauren Fischer, St. Thomas (MN) (98) vs. Wis.-Superior (56), March 3, 2017; Rachael Krauss, Montclair St. (81) vs. Westfield St. (73), March 3, 2017; Sandi Purcell, Keene St. (55) vs. Rochester (NY) (67), March 3, 2017; Tyler Stewart, UC Santa Cruz (74) vs. Puget Sound (93), March 3, 2017; Taylor Choate, Bowdoin (87) vs. Smith (78), March 2, 2019.

Three-Point Field Goals, Tournament

22—Stacy Leeds, WashU, 1994 [3 vs. Aurora, 5 vs. Maryville (TN), 4 vs. Millikin, 6 vs. Wis.-Eau Claire, 4 vs. Capital].

Highest Three-Point Field-Goal Percentage, Game

(Minimum five made)

100%—Laura Brenneman, Williams (80) vs. Salem St. (66), 1997 (5-5); Joanie Hammer, Ripon (69) vs. Wheaton (IL) (51), 2004 (5-5); Melissa Gardner, Ill. Wesleyan (87) vs. Thomas More (50), 2012 (7-7).

Highest Three-Point Field-Goal Percentage, Tournament

(Minimum 10 made)

68.8%—Zoe Vernon, WashU, 2017 (11-16 in 4 games).

Free Throws Made, Game

20—Meredith Eisenhut, St. Lawrence (64) vs. Bowdoin (51), 2002.

Free Throws Made, Tournament

59—Susan Heidt, St. John Fisher, 1990 (11 vs. Buffalo St., 13 vs. Hartwick, 11 vs. Scranton, 15 vs. Heidelberg, 9 vs. Hope).

Rebounds, Game

24—Kylene Culler, Ferrum (73) vs. Capital (70), March 7, 2014.

Rebounds, Tournament

81—Sonya West, Hardin-Simmons, 2006 (16 vs. McMurry, 16 vs. Howard Payne, 9 vs. Pacific Lutheran, 18 vs. Randolph-Macon, 11 vs. Southern Me., 11 vs. Scranton).

TEAM RECORDS

(Three-game minimum for tournament percentages and records)

Points, Game

120—Thomas More vs. John Carroll (86), March 8, 2014.

Fewest Points Allowed, Game

12—Amherst (61) vs. Becker (12), March 2, 2018.

Points, Tournament

499—Whitman, 2014 (106 vs. Chapman, 73 vs. Whitworth, 87 vs. Chris. Newport, 76 vs. Thomas More, 85 vs. Wis.-Whitewater, 72 vs. FDU-Florham).

Field Goals, Game

44—Pitt.-Johnstown (101) vs. North Central (IL) (105), 1984; Rowan (95) vs. Mary Washington (60), 1998; Maryville (TN) (101) vs. Mary Baldwin (51), 2004; Kean (105) vs. Penn St.-Berks (68), 2010.

Field Goals, Tournament

183—Whitman, 2014 (39 vs. Chapman, 26 vs. Whitworth, 36 vs. Chris. Newport, 25 vs. Thomas More, 30 vs. Wis.-Whitewater, 27 vs. FDU-Florham).

Three-Point Field Goals, Game

18—Westfield St. (80) vs. Mt. St. Mary (NY) (85), March 1, 2019.

16—St. Thomas (MN) (85) vs. Wartburg (56), March 9, 2019.

15—Ill. Wesleyan (77) vs. WashU (87), 2011; Wis.-Steven Point (84) vs. Simpson (88), 2013; Amherst (82) vs. Hartwick (61), March 8, 2014.

Three-Point Field Goals, Tournament

48—Ill. Wesleyan, 2011 (8 vs. Webster, 6 vs. Wis. Lutheran, 6 vs. Coe, 7 vs. George Fox, 15 vs. WashU, 6 vs. Chris. Newport).

44—Bowdoin, 2018 (11 vs. Husson, 4 vs. FDU-Florham, 10 vs. Scranton, 5 vs. Tufts, 10 vs. Wartburg, 4 vs. Amherst).

43—Bowdoin, 2019 (10 vs. Hunter, 10 vs. Smith, 7 vs. SUNY New Paltz, 5 vs. Ithaca, 4 vs. St. Thomas (MN), 7 vs. Thomas More).

Highest Three-Point Field-Goal Percentage, Game

(Minimum seven made)

88.9%—Southern Me. (77) vs. Clark (MA) (61), 2000 (8-9).

Highest Three-Point Field-Goal Percentage, Tournament

(Minimum 15 made)

58.5%—Scranton, 1993 (24-41).

Free Throws Made, Game

38—Hardin-Simmons (101) vs. Roanoke (76), 2000; La Verne (108) vs. Chapman (97) (OT), 2007.

Free Throws Made, Tournament

136—Capital, 1995 [14 vs. Wash. & Jeff., 14 vs. Waynesburg, 31 vs. Johns Hopkins, 30 vs. Wm. Paterson, 30 vs. St. Thomas (MN), 17 vs. Wis.-Oshkosh]

Highest Free-Throw Percentage, Game

(Minimum 30 Made)

96.9%—St. Benedict (83) vs. St. Thomas (MN) (78), 1994 (31-32).

Rebounds, Game

69—North Central (IL) (85) vs. Gettysburg (74), 1984; Wis.-Whitewater (80) vs. Oglethorpe (67), 2008.

Rebounds, Tournament

289—Wilmington (OH), 2004 [52 vs. Franklin, 43 vs. Albion, 55 vs. Thomas More, 48 vs. Puget Sound, 40 vs. Rochester (NY), 51 vs. Bowdoin].

Personal Fouls, Game

36—Salem St. (69) vs. Wis.-Oshkosh (82), 1995.

WON-LOST RECORDS IN TOURNAMENT PLAY

Team (Years Participated)	Yrs.	Won	Lost	Pct.	1st	2nd	3rd	4th
Adrian (1991-92)	2	1	2	.333	0	0	0	0
Albany (NY) (1986-92)	2	3	2	.600	0	0	0	0
Albion (2004-05)	2	1	2	.333	0	0	0	0
Albright (2008-16-17-18-20)	5	3	5	.375	0	0	0	0
Allegheny (1984-85-86-87)	4	3	5	.375	0	0	0	0
Alma (1985-86-87-89-92-94-96-97)	8	11	7	.611	1	0	0	0
Alvernia (1996-97-98-2002-04-05)	6	4	6	.400	0	0	0	0
Amherst (2008-09-10-11-12-13-14-15-16-17-18-19-20)	13	49	12	.803	3	0	1	3
Anderson (IN) (2002)	1	0	1	.000	0	0	0	0
Augustana (IL) (1982-83-87-89-90-91-93)	7	5	7	.417	0	0	0	0
Aurora (1994-95-2002-04)	4	3	4	.429	0	0	0	0
Austin (1998-99-2020)	3	3	3	.500	0	0	0	0
Babson (1993-94-99-2009-10-11-12-13-15-17)	10	12	10	.545	0	0	0	0
Baldwin Wallace (1996-97-98-99-2000-01-03-05-06-08-09-14-15-19-20)	15	16	14	.533	0	0	0	0
Baruch (2006-08-09-10-11-12-13-14-15)	9	3	9	.250	0	0	0	0
Bates (1997-98-99-2000-05-06)	6	2	6	.250	0	0	0	0
Becker (2008-18)	2	0	2	.000	0	0	0	0
Beloit (1995-96-97-98)	4	1	4	.200	0	0	0	0
Benedictine (IL) (2002-20)	2	0	2	.000	0	0	0	0
Berea (2020)	1	0	1	.000	0	0	0	0
Bethany (WV) (1997-2000-01-02-04)	5	1	5	.167	0	0	0	0
Bethany Lutheran (2019-20)	2	1	2	.333	0	0	0	0
Bethel (MN) (1994-95-96-97-2015-20)	6	4	6	.400	0	0	0	0
Binghamton (1995-96-97-98)	4	0	4	.000	0	0	0	0
Birmingham-So. (2016)	1	1	1	.500	0	0	0	0
Bishop (1983-84-86-87)	4	7	5	.583	0	1	0	0
Blackburn (1997)	1	0	1	.000	0	0	0	0
Bluffton (2016)	1	0	1	.000	0	0	0	0
Bowdoin (1999-2001-02-03-04-05-06-07-08-09-10-11-12-14-15-16-17-18-19-20)	20	43	19	.694	0	3	0	0
Brandeis (2006-07-08-09)	4	6	4	.600	0	0	0	0
Bridgewater (VA) (1997-98-99-2006-08)	5	4	5	.444	0	0	0	0
Bridgewater St. (1983-84-85-86-2008-11-12-13-14-15)	10	2	12	.143	0	0	0	0
Brockport (1995-2003-05-08-09)	5	1	5	.167	0	0	0	0
Brooklyn (2018-20)	2	0	2	.000	0	0	0	0
Buena Vista (1983-85-90-95-96-97-2004-05)	8	5	10	.333	0	0	0	0
Buffalo St. (1984-85-86-87-88-90-91-93-94-95-2002)	11	3	14	.176	0	0	0	0
Cabrini (1995-96-97-99-2008-09-13-14-15-16-18)	11	2	11	.154	0	0	0	0
Cal Lutheran (1995-98-99-2000-05-06-12-13)	8	2	8	.200	0	0	0	0
Cal St. San B'dino (1988-90)	2	1	3	.250	0	0	0	0
Calvin (1988-91-93-96-97-98-99-2000-05-06-07-10-11-12-13-15-17)	17	21	17	.553	0	0	0	0
Capital (1985-86-87-91-92-93-94-95-96-97-99-2000-06-09-14)	15	31	14	.689	2	1	2	0
Carleton (2001-02-03-04-08)	5	2	5	.286	0	0	0	0
Carnegie Mellon (1989-91-2016)	3	3	3	.500	0	0	0	0
Carroll (WI) (1984-85-86-2006-07)	5	2	8	.200	0	0	0	0
Carthage (1996-2010-12-13-14)	5	8	5	.615	0	0	0	0
Castleton (2009-12-14-15)	4	2	4	.333	0	0	0	0
Catholic (2012-13-15-17)	4	1	4	.200	0	0	0	0
CCNY (1996)	1	0	1	.000	0	0	0	0
Centenary (NJ) (2000)	1	0	1	.000	0	0	0	0
Central (IA) (1983-93-94-95-98)	5	9	4	.692	1	0	0	0
Centre (1987-88-89-90-91-2001-12)	7	13	8	.619	0	0	1	1
Chapman (1997-2001-02-03-04-05-06-07-08-09-11-14-18)	13	7	13	.350	0	0	0	0
Chestnut Hill (2005)	1	0	1	.000	0	0	0	0
Chicago (1995-2008-10-11-12-17-18-19-20)	9	10	9	.526	0	0	0	0
Chris. Newport (1982-86-92-93-95-97-98-2001-02-04-07-09-10-11-13-14-16-17-18-19-20)	21	29	21	.580	0	0	2	0
Claremont-M-S (1995-96-2001-04-14-15-16-17)	8	4	8	.333	0	0	0	0
Clark (MA) (1982-83-87-89-92-95-97-98-2000-04)	10	10	13	.435	0	0	0	2
Clarkson (1989-2016)	2	3	3	.500	0	0	0	1
Coe (2011-12)	2	3	2	.600	0	0	0	0
Colby (2010-11)	2	2	2	.500	0	0	0	0
Colby-Sawyer (1997-98-99-2005-06-08-13)	7	1	7	.125	0	0	0	0
Colorado Col. (1990)	1	0	2	.000	0	0	0	0
Columbia (1986)	1	1	1	.500	0	0	0	0

Team (Years Participated)	Yrs.	Won	Lost	Pct.	1st	2nd	3rd	4th
Concordia (TX) (2012)	1	0	1	.000	0	0	0	0
Concordia Wisconsin (2007-09)	2	1	2	.333	0	0	0	0
Concordia-M'head (1983-84-85-86-87-88-89-90-91-92-93-94-95-96-2006-09-11-13-14)	19	20	19	.513	1	1	0	0
Cornell College (2013-18)	2	1	2	.333	0	0	0	0
CWRU (2002)	1	1	1	.500	0	0	0	0
D'Youville (2008)	1	0	1	.000	0	0	0	0
Daniel Webster (2011)	1	0	1	.000	0	0	0	0
Defiance (1994-95-96-97-99-2001)	6	10	6	.625	0	0	0	0
Denison (1994-2005-06-07-08-10-11-16)	8	2	8	.200	0	0	0	0
DePauw (1996-98-99-2002-04-05-06-07-08-09-10-11-12-13-14-15-16-17-18-19-20)	21	34	19	.642	2	0	1	0
DeSales (1989-90-96-97-98-2000-03-08-09-10-11-17-19-20)	14	7	14	.333	0	0	0	0
Dickinson (2005-07)	2	0	2	.000	0	0	0	0
East Tex. Baptist (2018)	1	3	1	.750	0	0	0	0
East. Mennonite (2004-13-14-15)	4	2	4	.333	0	0	0	0
Eastern (2015)	1	0	1	.000	0	0	0	0
Eastern Conn. St. (1983-84-86-90-91-92-96-2001-02-03-08-09-11-15-16-17-19-20)	18	20	20	.500	0	1	1	1
Eastern Nazarene (2000)	1	1	1	.500	0	0	0	0
Edgewood (2005-20)	2	0	2	.000	0	0	0	0
Elizabethtown (1982-83-84-86-87-88-89-94-95-96-97-99-2001)	13	24	11	.686	2	2	0	0
Elmhurst (1986)	1	1	1	.500	0	0	0	0
Elmira (1998-99)	2	2	2	.500	0	0	0	0
Elms (2012)	1	0	1	.000	0	0	0	0
Emmanuel (MA) (1986-87-88-92-96-97-2001-02-03-04-05-07-08-09-10-11-12-13-19-20)	20	17	21	.447	0	0	0	1
Emory (1995-97-2013-19)	4	6	4	.600	0	0	0	0
Emory & Henry (2018)	1	1	1	.500	0	0	0	0
Endicott (2020)	1	1	1	.500	0	0	0	0
Eureka (2017)	1	0	1	.000	0	0	0	0
Farmingdale St. (2003-10-13)	3	0	3	.000	0	0	0	0
FDU-Florham (2013-14-15-16-17-18)	6	11	5	.688	1	0	0	0
Ferrum (1995-2012-13-14)	4	1	4	.200	0	0	0	0
Fitchburg St. (2007)	1	1	1	.500	0	0	0	0
Fontbonne (2000-01-03-10)	4	2	4	.333	0	0	0	0
Framingham St. (2020)	1	0	1	.000	0	0	0	0
Frank. & Marsh. (1988-89-90-91)	4	2	6	.250	0	0	0	0
Franklin (1994-95-2004-05-06-10-12)	7	1	7	.125	0	0	0	0
Frostburg St. (1982-83-85-91-97-2005)	6	2	7	.222	0	0	0	0
Gallaudet (1997-99-2011)	3	2	3	.400	0	0	0	0
George Fox (2000-01-05-07-08-09-10-11-12-14-15-16-17-18-19-20)	16	34	15	.694	1	2	0	0
Gettysburg (1984-85-95-2010-13-18-19-20)	8	5	9	.357	0	0	0	0
Goucher (1996)	1	0	1	.000	0	0	0	0
Greensboro (2005-06-08-09-11-15)	6	4	6	.400	0	0	0	0
Greenville (2016-19)	2	0	2	.000	0	0	0	0
Grove City (1982-83-2020)	3	1	3	.250	0	0	0	0
Guilford (2001-02-12-13-16-17)	6	3	6	.333	0	0	0	0
Gust. Adolphus (1991-95-2003-07-08-17-18)	7	3	7	.300	0	0	0	0
Gwynedd Mercy (1999-2000-01-03-04-06-07-12-17)	9	4	9	.308	0	0	0	0
Hamilton (2007)	1	1	1	.500	0	0	0	0
Hanover (1997-2011-13-15)	4	0	4	.000	0	0	0	0
Hardin-Simmons (1999-2000-01-02-03-04-06)	7	12	8	.600	0	0	0	1
Hartwick (1983-90-91-95-96-97-99-2012-14-19)	10	4	10	.286	0	0	0	0
Haverford (2014-18-19-20)	4	2	4	.333	0	0	0	0
Heidelberg (1990)	1	4	1	.800	0	0	1	0
Hendrix (1996-97-2000-17)	4	2	4	.333	0	0	0	0
Hilbert (2018-19)	2	0	2	.000	0	0	0	0
Hood (2002-03-06)	3	0	3	.000	0	0	0	0
Hope (1990-95-98-99-2001-02-03-06-07-08-09-10-11-13-14-15-16-17-18-19-20)	21	40	18	.690	2	1	0	0
Howard Payne (2005-06-07-08-09-11)	6	8	5	.615	1	0	0	0
Hunter (1999-2002-03-04-19)	5	0	5	.000	0	0	0	0
Huntingdon (2013)	1	1	1	.500	0	0	0	0
Husson (2004-10-11-16-17-18-19-20)	8	1	8	.111	0	0	0	0
Ill. Wesleyan (1995-96-2003-07-08-09-10-11-12-17-18-19-20)	13	19	13	.594	1	0	0	1
Ithaca (1997-2001-02-03-04-05-07-10-12-13-14-15-17-18-19-20)	16	18	16	.529	0	0	0	0
John Carroll (2014-15-19)	3	1	3	.250	0	0	0	0

Team (Years Participated)	Yrs.	Won	Lost	Pct.	1st	2nd	3rd	4th
Johns Hopkins (1995-96-97-98-99-2000-03-04-11-12-19)	11	14	11	.560	0	0	0	0
Johnson & Wales (RI) (2015-16)	2	0	2	.000	0	0	0	0
Juniata (1986-2008-11-12-18)	5	4	5	.444	0	0	0	0
Kean (1983-84-85-86-87-88-89-90-91-2002-07-08-09-10-11-12)	16	23	19	.548	0	0	0	1
Keene St. (2007-17)	2	1	2	.333	0	0	0	0
Kenyon (1997-2000)	2	0	2	.000	0	0	0	0
Keuka (2007-09-11-12-18)	5	0	5	.000	0	0	0	0
Keystone (2020)	1	0	1	.000	0	0	0	0
King's (PA) (2000-01-02-03-12)	5	7	5	.583	0	0	0	0
Knoxville (1983-84)	2	5	2	.714	0	0	1	0
La Roche (2011-12-13-14-15-16-17-20)	8	0	8	.000	0	0	0	0
La Verne (1996-2003-07-08)	4	0	4	.000	0	0	0	0
Lake Forest (1994-2000-01-02-07)	5	1	5	.167	0	0	0	0
Lakeland (1999-2001-02-04-06-10-17)	7	1	7	.125	0	0	0	0
Lancaster Bible (2013)	1	0	1	.000	0	0	0	0
Lawrence (1999)	1	0	1	.000	0	0	0	0
Lebanon Valley (2010-11-12-13-14)	5	6	5	.545	0	0	0	0
Lehman (2007-16)	2	0	2	.000	0	0	0	0
LeMoyne-Owen (1985)	1	1	1	.500	0	0	0	0
Lewis & Clark (2011-12-13)	3	2	3	.400	0	0	0	0
Linfield (2000)	1	0	1	.000	0	0	0	0
Loras (2003-14-16-19-20)	5	2	4	.333	0	0	0	0
Louisiana Col. (2010-11-12-13)	4	1	4	.200	0	0	0	0
Luther (1988-89-91-92-95-96-97-98-2007-15)	10	13	10	.565	0	0	1	0
Lycoming (1988-97)	2	1	2	.333	0	0	0	0
Lynchburg (2016-17)	2	1	2	.333	0	0	0	0
MacMurray (1996)	1	0	1	.000	0	0	0	0
Maine Maritime (2005-06-07)	3	0	3	.000	0	0	0	0
Manchester (1995-2006-07-08)	4	0	4	.000	0	0	0	0
Manhattanville (1982)	1	0	1	.000	0	0	0	0
Marietta (2018)	1	0	1	.000	0	0	0	0
Martin Luther (2012)	1	0	1	.000	0	0	0	0
Mary Baldwin (2004)	1	0	1	.000	0	0	0	0
Mary Hardin-Baylor (2019-20)	2	4	1	.800	0	0	0	0
Mary Washington (1994-98-2005-06-07-08-09-10-12-16-17)	11	16	11	.593	0	0	1	0
Marymount (VA) (1990-91-92-93-94-95-96-97-2001-02-03-04-06-08-09-10-13-16-17-18-20)	21	23	23	.500	0	0	0	0
Maryville (MO) (2004-06-07-08-09)	5	1	5	.167	0	0	0	0
Maryville (TN) (1989-90-91-92-93-94-95-96-2000-01-02-03-04-05-06-09-10-12-13-14-15-16)	22	17	22	.436	0	0	0	0
Marywood (1987)	1	0	2	.000	0	0	0	0
McDaniel (2002-04-05-07-10-15)	6	3	6	.333	0	0	0	0
MCLA (2010)	1	0	1	.000	0	0	0	0
McMurry (2000-06-07-08)	4	3	4	.429	0	0	0	0
Me.-Farmington (2006-07)	2	0	2	.000	0	0	0	0
Medaille (2006-07-08-10-11)	5	3	5	.375	0	0	0	0
Merchant Marine (2019-20)	2	0	2	.000	0	0	0	0
Meredith (2001-03)	2	0	2	.000	0	0	0	0
Messiah (1996-2000-01-02-03-04-05-06-07-08-09-10-11-12-13-14-17-18-19-20)	20	30	19	.612	0	2	0	0
Methodist (2002-03)	2	0	2	.000	0	0	0	0
Middlebury (1995-96-98-2019)	4	2	4	.333	0	0	0	0
Millikin (1982-84-85-89-94-95-96-97-98-2000-01-02-04-05)	14	20	14	.588	1	0	1	0
Millsaps (1995-96)	2	1	2	.333	0	0	0	0
Minn.-Morris (1983-2010-11-15)	4	2	4	.333	0	0	0	0
Misericordia (2012)	1	0	1	.000	0	0	0	0
Mississippi Col. (2009)	1	0	1	.000	0	0	0	0
MIT (2018-19)	2	0	2	.000	0	0	0	0
Monmouth (IL) (2012-20)	2	0	2	.000	0	0	0	0
Montclair St. (1989-90-95-2013-14-15-16-17-18-20)	10	17	10	.630	0	0	1	0
Moravian (1986-90-91-92-93-2006-09-10-14-16)	10	8	11	.421	0	1	0	0
Mount Holyoke (2007)	1	0	1	.000	0	0	0	0
Mount Union (1995-96-98-2010-11-12-16)	7	16	7	.696	0	1	1	0
Mt. St. Joseph (2003)	1	0	1	.000	0	0	0	0
Mt. St. Mary (NY) (2000-01-02-03-04-05-06-07-08-09-10-11-12-19)	14	6	14	.300	0	0	0	0
Mt. St. Vincent (2015)	1	0	1	.000	0	0	0	0
Muhlenberg (1997-98-2006-08-09-10-11-12-15-16-17)	11	9	11	.450	0	0	0	0
Muskingum (1984-85-89-91-92-93-96)	7	10	7	.588	0	1	0	0

Team (Years Participated)	Yrs.	Won	Lost	Pct.	1st	2nd	3rd	4th
N.C. Wesleyan (1994-99)	2	2	2	.500	0	0	0	0
Nazareth (1988-89-90-96-97-98)	6	2	7	.222	0	0	0	0
Neb. Wesleyan (2001)	1	1	1	.500	0	0	0	0
Neumann (2010-11)	2	0	2	.000	0	0	0	0
New England Col. (2019-20)	2	0	2	.000	0	0	0	0
New Rochelle (1983-84-85)	3	7	3	.700	0	1	0	0
North Central (IL) (1983-84-2015)	3	8	3	.727	1	0	0	1
North Park (1988)	1	0	2	.000	0	0	0	0
Northland (2010)	1	0	1	.000	0	0	0	0
Northwestern-St. Paul (2014)	1	0	1	.000	0	0	0	0
Norwich (2000-06-07)	3	1	3	.250	0	0	0	0
Notre Dame (MD) (2007)	1	0	1	.000	0	0	0	0
NYU (1986-87-89-91-93-94-95-96-97-98-99-2001-04-06-07-09-14-15-16-20)	20	30	22	.577	1	0	0	2
Oberlin (2018)	1	0	1	.000	0	0	0	0
Occidental (2009-11)	2	0	2	.000	0	0	0	0
Oglethorpe (2006-07-08-09-18-19-20)	7	9	6	.600	0	0	0	1
Ohio Northern (1984-86-87-88-89-2013-14-16-17)	9	9	11	.450	0	0	0	0
Ohio Wesleyan (1992-95-99-2001-02-09)	6	7	6	.538	0	0	1	0
Old Westbury (2018)	1	0	1	.000	0	0	0	0
Oswego St. (2005-06)	2	0	2	.000	0	0	0	0
Otterbein (2013)	1	0	1	.000	0	0	0	0
Pacific Lutheran (1999-2000-02-03-06)	5	9	5	.643	0	0	0	0
Penn St.-Abington	1	0	1	.000	0	0	0	0
Penn St.-Behrend (1994-2001-04)	3	1	3	.250	0	0	0	0
Penn St.-Berks (2010)	1	0	1	.000	0	0	0	0
Piedmont (2007-08-11-17-18-19)	6	0	6	.000	0	0	0	0
Pine Manor (2015)	1	0	1	.000	0	0	0	0
Pitt.-Greensburg (2003-04-09)	3	1	3	.250	0	0	0	0
Pitt.-Johnstown (1983-84-85)	3	4	3	.571	0	0	0	0
Plattsburgh St. (2014)	1	1	1	.500	0	0	0	0
Plymouth St. (1995)	1	0	1	.000	0	0	0	0
Pomona-Pitzer (1982-83-84-85-86-87-94-96-97-2002-19)	11	7	13	.350	0	0	1	0
Puget Sound (2004-06-07-08-10-15-17)	7	10	7	.588	0	0	0	0
Randolph-Macon (1996-98-99-2003-05-06-07-09-11-14-18-20)	12	15	12	.556	0	1	0	0
Redlands (2010-20)	2	1	2	.333	0	0	0	0
Regis (MA) (1996-2013-14-15-16-17)	6	0	6	.000	0	0	0	0
Rensselaer (2001-10)	2	0	2	.000	0	0	0	0
Rhode Island Col. (1983-85-2012-14)	4	3	4	.429	0	0	0	0
Rhodes (2013-14-15-19)	4	2	4	.333	0	0	0	0
Ripon (1996-2004-05-09-19)	5	2	5	.286	0	0	0	0
RIT (2017-18-19)	3	2	3	.400	0	0	0	0
Roanoke (1990-91-92-93-94-95-96-97-98-2000-10)	11	7	11	.389	0	0	0	0
Rochester (NY) (1984-85-87-2003-04-06-07-08-09-10-11-13-16-17-18)	15	30	17	.638	0	0	1	2
Rockford (1987-2001-03-05-06)	5	1	5	.167	0	0	0	0
Roger Williams (2014-18)	2	0	2	.000	0	0	0	0
Rose-Hulman (2017-18)	2	0	2	.000	0	0	0	0
Rosemont (2019)	1	0	1	.000	0	0	0	0
Rowan (1988-92-93-94-96-97-98-99-2000-16-20)	11	13	13	.500	0	0	0	1
Rust (1983-84-85-86-87-88)	6	13	7	.650	1	0	0	1
Rutgers-Camden (2003)	1	1	1	.500	0	0	0	0
Rutgers-Newark (2019)	1	0	1	.000	0	0	0	0
Sage Colleges (2014-17)	2	0	2	.000	0	0	0	0
Saint Benedict (1989-90-91-92-93-94-95-96-97-98-99-2002-05-06-07-09-18)	17	19	20	.487	0	1	0	1
Saint Mary's (MN) (1985-86-2014)	3	2	3	.400	0	0	0	0
Saint Vincent (2011-12-19)	3	0	3	.000	0	0	0	0
Salem (2014)	1	0	1	.000	0	0	0	0
Salem St. (1983-84-85-86-87-88-89-90-91-93-94-95-96-97-98-99-2000-01-02-03-04-05-06-08)	24	29	26	.527	1	0	2	1
Salisbury (1995-96-2000-01-02-15)	6	6	6	.500	0	0	0	0
Salve Regina (2002-03-04-07-09-11-12)	7	1	7	.125	0	0	0	0
SCAD (1997-2002)	2	0	2	.000	0	0	0	0
Scranton (1982-83-84-85-86-87-90-92-93-94-95-96-97-98-99-2000-02-03-04-05-06-07-08-09-10-13-14-15-16-17-18-19-20)	33	66	36	.647	1	0	4	4
Shenandoah (1996-2000-19)	3	0	3	.000	0	0	0	0
Simpson (1983-85-99-2000-05-06-07-08-09-10-11-12-13)	13	11	13	.458	0	0	0	0
Skidmore (2015-18)	2	0	2	.000	0	0	0	0
Smith (2013-19-20)	3	4	2	.667	0	0	0	0

Team (Years Participated)	Yrs.	Won	Lost	Pct.	1st	2nd	3rd	4th
Southern Me. (1986-87-88-89-90-91-92-93-95-96-97-98-99-2000-01-02-03-04-05-06-07-08-09-10-12-13)	26	44	27	.620	0	3	1	1
Southwestern (TX) (1998-2015)	2	0	2	.000	0	0	0	0
Spalding (2014-15)	2	0	2	.000	0	0	0	0
Spring Garden (1987)	1	1	1	.500	0	0	0	0
Springfield (2001-02-03-05-06-14)	6	5	6	.455	0	0	0	0
St. Andrews (1982)	1	0	1	.000	0	0	0	0
St. John Fisher (1987-88-89-90-91-92-93-94-95-96-97-2000-03-06-15-16-20)	17	19	18	.514	0	2	0	0
St. Joseph's (Brkln) (2012)	1	0	1	.000	0	0	0	0
St. Joseph's (ME) (2014-16-17-18-19)	5	2	5	.286	0	0	0	0
St. Lawrence (1983-99-2000-01-02-03-07-08-09-13)	10	8	11	.421	0	1	0	0
St. Mary's (MD) (1998-99)	2	0	2	.000	0	0	0	0
St. Norbert (1983-85-86-87-88-89-2003-08-10-11-14-15-16-17)	14	9	18	.333	0	0	0	1
St. Olaf (1992)	1	0	1	.000	0	0	0	0
St. Scholastica (2013)	1	0	1	.000	0	0	0	0
St. Thomas (MN) (1984-87-88-89-90-91-92-93-94-95-96-97-98-99-2000-01-08-10-12-13-14-15-16-17-18-19)	26	55	26	.679	1	0	6	0
Stanislaus St. (1985-87-88-89)	4	6	5	.545	0	1	0	0
Staten Island (1997-2000-01-05-17)	5	0	5	.000	0	0	0	0
Stevens (2009-11-15-18)	4	1	4	.200	0	0	0	0
Stevenson (2015)	1	1	1	.500	0	0	0	0
Stockton (1984-2000-05-06-11-15-16)	7	4	7	.364	0	0	0	0
Stony Brook (1987-89)	2	2	2	.500	0	0	0	0
SUNY Cortland (1988-92-99-2000-01-04-06-07-09-10-20)	11	7	12	.368	0	0	0	0
SUNY Geneseo (1993-94-95-96-97-2011-15-16-17-18-19)	11	14	11	.560	0	0	0	0
SUNY New Paltz (2013-17-19-20)	4	6	4	.600	0	0	0	0
SUNY Oneonta (1998-2001-12)	3	0	3	.000	0	0	0	0
SUNY Poly (2016-17-19-20)	4	1	4	.200	0	0	0	0
Susquehanna (1982-83-84-85-86-91-92-93-99)	9	4	11	.267	0	0	0	0
Swarthmore (2001)	1	1	1	.500	0	0	0	0
TCNJ (1982-83-84-88-97-98-99-2001-04-06-08-09-18)	13	17	13	.567	0	0	1	0
Texas Lutheran (2014-19)	2	0	2	.000	0	0	0	0
Texas-Dallas (2013-15-17-18-19-20)	6	5	6	.455	0	0	0	0
Texas-Tyler (2014-15-16)	3	6	3	.667	0	0	0	0
Thiel (1988)	1	0	2	.000	0	0	0	0
#Thomas More (1997-2001-02-04-07-08-09-10-11-12-13-14-15-16-17-18-19)	17	37	14	.725	3	0	1	0
Transylvania (2007-09-14-15-19-20)	6	4	6	.400	0	0	0	0
Trine (2017-18-19-20)	4	6	3	.667	0	0	0	0
Trinity (CT) (1995-97)	2	1	2	.333	0	0	0	0
Trinity (TX) (1995-96-2003-05-06-08-13-16-17-18-20)	11	9	10	.474	1	0	0	0
Tufts (2008-09-10-12-13-14-15-16-17-18-19-20)	12	35	13	.729	0	2	0	2
U New England (2001-10-12-13-14-15-16-17-18)	9	3	9	.250	0	0	0	0
UC San Diego (1995-96-97-98-2000)	5	3	5	.375	0	0	0	0
UC Santa Cruz (2016-17)	2	0	2	.000	0	0	0	0
UMass Boston (1982-2018)	2	0	2	.000	0	0	0	0
UMass Dartmouth (2017)	1	3	1	.750	0	0	0	0
UNC Greensboro (1982-83-84-85-86-87-88-97)	8	12	1	.923	0	1	1	0
Union (NY) (2004)	1	1	1	.500	0	0	0	0
Upsala (1994)	1	2	1	.667	0	0	0	0
Ursinus (1995-2007)	2	0	2	.000	0	0	0	0
Utica (2008-10)	2	1	2	.333	0	0	0	0
Va. Wesleyan (1984-86-88-89-2015)	5	1	8	.111	0	0	0	0
Valley Forge (2018)	1	0	1	.000	0	0	0	0
Vassar (2011-12-14-19)	4	1	4	.200	0	0	0	0
Wartburg (1989-90-91-92-93-94-99-2001-02-16-17-18-19-20)	14	21	14	.600	0	0	2	0
Wash. & Jeff. (1995-98-2003-05-06-09-10)	7	0	7	.000	0	0	0	0
Wash. & Lee (2010)	1	0	1	.000	0	0	0	0
WashU (1988-90-91-92-93-94-95-96-97-98-99-2000-01-02-03-04-05-06-07-08-09-10-11-12-13-14-15-16-17-18-19)	31	75	28	.728	5	4	0	1
Waynesburg (1993-95)	2	1	2	.333	0	0	0	0
Webster (2002-05-11-18-20)	5	2	5	.286	0	0	0	0
Wellesley (2000)	1	0	1	.000	0	0	0	0
Wells (2014)	1	0	1	.000	0	0	0	0
Wesleyan (CT) (2005-06)	2	2	2	.500	0	0	0	0
Western Conn. St. (1985-88-89-90-91-92-93-94-97-98-2009-10-11)	13	7	15	.318	0	0	0	0
Western New Eng. (2019-20)	2	0	2	.000	0	0	0	0
Westfield St. (1995-96-2009-16-17-18-19)	7	0	7	.000	0	0	0	0
Westminster (MO) (2012-13)	2	0	2	.000	0	0	0	0

Team (Years Participated)	Yrs.	Won	Lost	Pct.	1st	2nd	3rd	4th
Westminster (PA) (2005-07)	2	1	2	.333	0	0	0	0
Wheaton (IL) (1996-97-98-99-2004-06-07-13-15-16-17-18-19-20)	14	6	14	.300	0	0	0	0
Wheaton (MA) (1994-95-2008)	3	5	4	.556	0	0	0	1
Whitman (2013-14-17-18-20)	5	13	4	.765	0	1	0	0
Whitworth (2000-13-14)	3	1	3	.250	0	0	0	0
Widener (1982-2004-09-13-20)	5	3	5	.375	0	0	0	0
William Peace (2020)	1	0	1	.000	0	0	0	0
William Penn (1984-85-86-87-88)	5	6	6	.500	0	0	0	0
William Smith (1992-94-95-96-97-98-99-2000-05-06-08)	11	15	11	.577	0	0	0	0
Williams (1997-99-2006-07-10-11-13-14-15-20)	10	14	9	.609	0	0	1	0
Wilmington (OH) (2000-02-03-04-07-08)	6	11	5	.688	1	0	0	0
Wis. Lutheran (2000-03-11-12-13-14-15-16-18-19)	10	3	10	.231	0	0	0	0
Wis.-Eau Claire (1989-90-92-93-94-95-96-97-98-99-2000-01-03-08-09-12)	16	32	16	.667	0	1	2	0
Wis.-La Crosse (1983-84-88-2011-20)	5	5	5	.500	0	0	0	0
Wis.-Oshkosh (1990-91-92-94-95-96-97-98-99-2000-14-15-16-17-19-20)	16	31	14	.689	1	1	0	0
Wis.-River Falls (1988-89-95-2012-16)	5	2	6	.250	0	0	0	0
Wis.-Stevens Point (1987-91-2002-04-08-09-10-11-12-13-16)	11	24	10	.706	2	0	0	1
Wis.-Stout (1992-93-94-96-97-2002-05-06-07)	9	5	9	.357	0	0	0	0
Wis.-Superior (2016-17-18)	3	0	3	.000	0	0	0	0
Wis.-Whitewater (1983-84-85-86-87-93-95-2008-09-10-11-12-13-14-16-17-18-19-20)	19	27	19	.587	0	1	2	0
Wittenberg (1990-93-94-95-96-98-2003-04-15)	9	4	9	.308	0	0	0	0
Wm. Paterson (1993-94-95-97-98-2007-08-10-11-12-13)	11	12	11	.522	0	0	0	0
Wooster (1983-85)	2	0	4	.000	0	0	0	0
WPI (1984-96-2016)	3	2	3	.400	0	0	0	0
York (PA) (2009-11-12-14)	4	5	4	.556	0	0	0	0

 # Thomas More's participation in the 2015 Division III championship vacated by the NCAA Committee on Infractions.

ALL-TIME RESULTS

1982

First Round
Elizabethtown 86, Chris. Newport 59
TCNJ 70, Widener 43
Clark (MA) 67, UMass Boston 49
Augustana (IL) 83, Grove City 62
Scranton 69, Manhattanville 49
Pomona-Pitzer 68, Millikin 66
Susquehanna 63, Frostburg St. 60
UNC Greensboro 71, St. Andrews 63

Second Round
Elizabethtown 74, TCNJ 58
Clark (MA) 67, Augustana (IL) 56
Pomona-Pitzer 62, Scranton 53 (OT)
UNC Greensboro 74, Susquehanna 66

Semifinals
Elizabethtown 71, Clark (MA) 51
UNC Greensboro 77, Pomona-Pitzer 66

Third Place
Pomona-Pitzer 72, Clark (MA) 71 (OT)

Championship
Elizabethtown 67, UNC Greensboro 66 (OT)

1983

First Round
Clark (MA) 85, Bridgewater St. 71
Salem St. 59, Eastern Conn. St. 58
Rhode Island Col. 64, Hartwick 63
New Rochelle 80, St. Lawrence 74
Frostburg St. 72, TCNJ 68
Kean 68, Wooster 63
Elizabethtown 65, Scranton 47
Grove City 60, Susquehanna 58
Central (IA) 78, Augustana (IL) 71
North Central (IL) 78, Buena Vista 65
Concordia-M'head 75, Pomona-Pitzer 60
Minn.-Morris 89, Bishop 78
Wis.-Whitewater 96, Simpson 70
Wis.-La Crosse 79, St. Norbert 65
Pitt.-Johnstown 76, Rust 70
Knoxville 74, UNC Greensboro 71

Regional Third Place
Bridgewater St. 71, Eastern Conn. St. 57
Hartwick 65, St. Lawrence 62
TCNJ 70, Wooster 63
Scranton 62, Susquehanna 59
Augustana (IL) 86, Buena Vista 70
Pomona-Pitzer 62, Bishop 54
Simpson 81, St. Norbert 78
UNC Greensboro 68, Rust 61

Regional Finals
Clark (MA) 62, Salem St. 57
New Rochelle 75, Rhode Island Col. 58
Kean 79, Frostburg St. 74
Elizabethtown 59, Grove City 55
North Central (IL) 82, Central (IA) 79
Minn.-Morris 69, Concordia-M'head 68
Wis.-La Crosse 78, Wis.-Whitewater 66
Knoxville 73, Pitt.-Johnstown 71

Quarterfinals
Clark (MA) 67, New Rochelle 58
North Central (IL) 100, Minn.-Morris 82
Elizabethtown 62, Kean 57
Knoxville 70, Wis.-La Crosse 65 (OT)

Semifinals
North Central (IL) 84, Knoxville 74
Elizabethtown 80, Clark (MA) 66

Third Place
Knoxville 82, Clark (MA) 80

Championship
North Central (IL) 83, Elizabethtown 71

1984

First Round
Susquehanna 77, Allegheny 61
Elizabethtown 67, Scranton 58
TCNJ 78, Rochester (NY) 58
Buffalo St. 81, New Rochelle 67
Eastern Conn. St. 54, Bridgewater St. 48
Salem St. 69, WPI 50
Stockton 77, Ohio Northern 69
Kean 79, Muskingum 69
Pitt.-Johnstown 64, Wis.-Whitewater 60
Wis.-La Crosse 77, Carroll (WI) 67
North Central (IL) 65, William Penn 57
Gettysburg 79, Millikin 74
Concordia-M'head 77, Pomona-Pitzer 58
Bishop 71, St. Thomas (MN) 67
Knoxville 82, UNC Greensboro 74
Rust 83, Va. Wesleyan 65

Regional Third Place
Scranton 87, Allegheny 78
New Rochelle 64, Rochester (NY) 54
WPI 75, Bridgewater St. 71
Muskingum 74, Ohio Northern 70
Wis.-Whitewater 69, Carroll (WI) 56
Millikin 79, William Penn 77
St. Thomas (MN) 63, Pomona-Pitzer 59
UNC Greensboro 70, Va. Wesleyan 69

Regional Finals
Elizabethtown 73, Susquehanna 71
TCNJ 63, Buffalo St. 60
Salem St. 66, Eastern Conn. St. 54
Kean 62, Stockton 54
Pitt.-Johnstown 88, Wis.-La Crosse 64
North Central (IL) 85, Gettysburg 74
Bishop 73, Concordia-M'head 71
Rust 80, Knoxville 76

Quarterfinals
Elizabethtown 72, TCNJ 60
Salem St. 63, Kean 58
North Central (IL) 105, Pitt.-Johnstown 101
Rust 91, Bishop 68

Semifinals
Elizabethtown 80, Salem St. 58
Rust 79, North Central (IL) 78

Third Place
Salem St. 90, North Central (IL) 85

Championship
Rust 51, Elizabethtown 49

1985

First Round
Muskingum 67, Frostburg St. 65
Capital 85, Kean 64
Allegheny 62, Buffalo St. 56
New Rochelle 70, Rochester (NY) 66
Stanislaus St. 59, Saint Mary's (MN) 57
Pomona-Pitzer 68, Concordia-M'head 59
St. Norbert 72, Carroll (WI) 53
Wis.-Whitewater 85, Alma 70
Rust 83, Wooster 33
UNC Greensboro 84, LeMoyne-Owen 77 (OT)
Millikin 62, Simpson 60
William Penn 75, Buena Vista 53
Bridgewater St. 80, Rhode Island Col. 59
Salem St. 78, Western Conn. St. 71
Scranton 79, Gettysburg 57
Pitt.-Johnstown 72, Susquehanna 62

Regional Third Place
Kean 79, Frostburg St. 66
Rochester (NY) 63, Buffalo St. 58
Saint Mary's (MN) 72, Concordia-M'head 66
Alma 78, Carroll (WI) 72
LeMoyne-Owen 78, Wooster 74 (OT)
Simpson 80, Buena Vista 71
Rhode Island Col. 90, Western Conn. St. 87
Susquehanna 77, Gettysburg 67

Regional Final
Muskingum 78, Capital 56
New Rochelle 79, Allegheny 68
Pomona-Pitzer 61, Stanislaus St. 47
St. Norbert 82, Wis.-Whitewater 80 (OT)
Rust 70, UNC Greensboro 66
Millikin 67, William Penn 66
Salem St. 63, Bridgewater St. 59
Scranton 65, Pitt.-Johnstown 53

Quarterfinals
New Rochelle 74, Muskingum 73
St. Norbert 69, Pomona-Pitzer 55
Millikin 80, Rust 79
Scranton 85, Salem St. 59

Semifinals
New Rochelle 61, St. Norbert 59
Scranton 83, Millikin 75

Third Place
Millikin 76, St. Norbert 73

Championship
Scranton 68, New Rochelle 59

1986

First Round
NYU 70, Buffalo St. 65
Albany (NY) 74, Columbia 67
Salem St. 58, Bridgewater St. 47
Emmanuel (MA) 59, Southern Me. 50
St. Norbert 77, Susquehanna 63
Wis.-Whitewater 71, Alma 65
Rust 74, Chris. Newport 43
UNC Greensboro 84, Va. Wesleyan 75
Elizabethtown 70, Moravian 64
Scranton 70, Juniata 53
Kean 68, Ohio Northern 64
Capital 84, Allegheny 66
Eastern Conn. St. 71, Elmhurst 68
William Penn 80, Carroll (WI) 68
Bishop 83, Pomona-Pitzer 57
Concordia-M'head 67, Saint Mary's (MN) 63

Regional Third Place
Columbia 89, Buffalo St. 73
Southern Me. 59, Bridgewater St. 55
Alma 74, Susquehanna 61
Va. Wesleyan 83, Chris. Newport 56
Juniata 66, Moravian 50
Allegheny 80, Ohio Northern 66
Elmhurst 85, Carroll (WI) 83
Saint Mary's (MN) 73, Pomona-Pitzer 57

Regional Finals
Albany (NY) 68, NYU 66
Salem St. 77, Emmanuel (MA) 60
Wis.-Whitewater 57, St. Norbert 56
Rust 99, UNC Greensboro 61
Elizabethtown 74, Scranton 60
Capital 72, Kean 71 (OT)
William Penn 75, Eastern Conn. St. 59
Bishop 90, Concordia-M'head 86

Quarterfinals
Salem St. 90, Albany (NY) 79
Rust 78, Wis.-Whitewater 64
Capital 61, Elizabethtown 55
Bishop 85, William Penn 77

Semifinals
Salem St. 67, Rust 59
Bishop 73, Capital 68

Third Place
Capital 77, Rust 61

Championship
Salem St. 89, Bishop 85

1987

First Round
St. John Fisher 69, NYU 59
Stony Brook 77, Rochester (NY) 72
Scranton 62, Marywood 57
Elizabethtown 71, Spring Garden 56
Wis.-Stevens Point 75, St. Norbert 58
Alma 67, Wis.-Whitewater 48
Rockford 69, St. Thomas (MN) 65
William Penn 55, Augustana (IL) 53
Southern Me. 79, Clark (MA) 70
Emmanuel (MA) 62, Salem St. 58
Kean 87, Allegheny 68
Ohio Northern 68, Capital 64
Rust 79, Buffalo St. 60
Centre 79, UNC Greensboro 69
Concordia-M'head 77, Stanislaus St. 64
Pomona-Pitzer 74, Bishop 50

Regional Third Place
Rochester (NY) 76, NYU 62
Spring Garden 70, Marywood 62
Wis.-Whitewater 78, St. Norbert 58
Augustana (IL) 70, St. Thomas (MN) 65
Salem St. 68, Clark (MA) 64
Allegheny 79, Capital 63
UNC Greensboro 83, Buffalo St. 74
Bishop 79, Stanislaus St. 78

Regional Finals
St. John Fisher 63, Stony Brook 54
Scranton 66, Elizabethtown 59
Wis.-Stevens Point 67, Alma 55
William Penn 67, Rockford 64
Southern Me. 70, Emmanuel (MA) 53
Kean 69, Ohio Northern 58
Rust 76, Centre 50
Concordia-M'head 68, Pomona-Pitzer 46

Quarterfinals
Scranton 50, St. John Fisher 43 (OT)
Wis.-Stevens Point 71, William Penn 66
Kean 69, Southern Me. 56
Concordia-M'head 72, Rust 62

Semifinals
Wis.-Stevens Point 74, Scranton 59
Concordia-M'head 74, Kean 69

Third Place
Scranton 92, Kean 90 (OT)

Championship
Wis.-Stevens Point 81, Concordia-M'head 74

1988

First Round
St. John Fisher 88, SUNY Cortland 69
Nazareth 79, Buffalo St. 76
Ohio Northern 66, Rowan 53
TCNJ 74, Kean 73
Elizabethtown 71, Thiel 55
Frank. & Marsh. 75, Lycoming 59
Salem St. 80, Western Conn. St. 77 (OT)
Southern Me. 68, Emmanuel (MA) 61
Rust 83, Va. Wesleyan 49
UNC Greensboro 81, Centre 77
WashU 68, North Park 61
Luther 53, William Penn 50
St. Norbert 79, Wis.-River Falls 78
Wis.-La Crosse 68, Calvin 65
Concordia-M'head 85, Cal St. San B'dino 61
St. Thomas (MN) 68, Stanislaus St. 62

Regional Third Place
Buffalo St. 82, SUNY Cortland 68
Kean 76, Rowan 68
Lycoming 92, Thiel 85
Emmanuel (MA) 76, Western Conn. St. 43
Centre 72, Va. Wesleyan 59
William Penn 87, North Park 60
Calvin 54, Wis.-River Falls 47
Stanislaus St. 84, Cal St. San B'dino 59

Regional Finals
St. John Fisher 77, Nazareth 49
Ohio Northern 73, TCNJ 58
Frank. & Marsh. 68, Elizabethtown 65
Southern Me. 60, Salem St. 56
UNC Greensboro 66, Rust 64
Luther 58, WashU 54
Wis.-La Crosse 83, St. Norbert 81
Concordia-M'head 77, St. Thomas (MN) 58

Quarterfinals
St. John Fisher 74, Ohio Northern 57
Southern Me. 73, Frank. & Marsh. 52
UNC Greensboro 55, Luther 52
Concordia-M'head 85, Wis.-La Crosse 68

Semifinals
St. John Fisher 70, Southern Me. 53
Concordia-M'head 103, UNC Greensboro 66

Third Place
UNC Greensboro 68, Southern Me. 66

Championship
Concordia-M'head 65, St. John Fisher 57

1989

First Round
Elizabethtown 78, Carnegie Mellon 61
DeSales 74, Frank. & Marsh. 58
Muskingum 88, Montclair St. 69
Ohio Northern 85, Kean 72
Wis.-River Falls 93, St. Norbert 74
Wis.-Eau Claire 68, Alma 63
Nazareth 71, Maryville (TN) 63
Centre 70, Va. Wesleyan 61
Clark (MA) 70, Salem St. 40
Southern Me. 71, Western Conn. St. 46
Clarkson 81, St. John Fisher 64
NYU 72, Stony Brook 60
Augustana (IL) 93, Wartburg 74
Luther 77, Millikin 63
Stanislaus St. 82, St. Thomas (MN) 68
Concordia-M'head 80, St. Benedict 58

Regional Third Place
Carnegie Mellon 73, Frank. & Marsh. 67 (OT)
Montclair St. 59, Kean 54
Alma 79, St. Norbert 69
Maryville (TN) 86, Va. Wesleyan 79
Western Conn. St. 58, Salem St. 57
Stony Brook 83, St. John Fisher 76
Wartburg 97, Millikin 75
St. Thomas (MN) 64, St. Benedict 56

Regional Finals
Elizabethtown 91, DeSales 58
Muskingum 83, Ohio Northern 78
Wis.-Eau Claire 83, Wis.-River Falls 73
Centre 81, Nazareth 62
Clark (MA) 51, Southern Me. 47
Clarkson 77, NYU 66
Luther 82, Augustana (IL) 59
Stanislaus St. 80, Concordia-M'head 74

Quarterfinals
Elizabethtown 72, Muskingum 67
Centre 82, Wis.-Eau Claire 62
Clarkson 72, Clark (MA) 58
Stanislaus St. 70, Luther 67

Semifinals
Elizabethtown 73, Centre 64 (OT)
Stanislaus St. 89, Clarkson 74

Third Place
Centre 106, Clarkson 78

Championship
Elizabethtown 66, Stanislaus St. 65

1990

First Round
St. John Fisher 81, Buffalo St. 77 (OT)
Hartwick 71, Nazareth 61
Scranton 87, Moravian 84
DeSales 77, Frank. & Marsh. 70 (OT)
Western Conn. St. 53, Salem St. 51
Southern Me. 57, Eastern Conn. St. 50
Heidelberg 69, Wittenberg 56
Montclair St. 57, Kean 49
Concordia-M'head 76, Colorado Col. 63
St. Thomas (MN) 78, Cal St. San B'dino 49
Centre 95, Marymount (VA) 80
Maryville (TN) 64, Roanoke 62
Buena Vista 78, WashU 71
Wartburg 72, Augustana (IL) 57
Hope 73, St. Benedict 60
Wis.-Oshkosh 68, Wis.-Eau Claire 65

Regional Third Place
Buffalo St. 68, Nazareth 55
Moravian 85, Frank. & Marsh. 71
Eastern Conn. St. 73, Salem St. 69
Wittenberg 80, Kean 73
Cal St. San B'dino 64, Colorado Col. 53
Roanoke 90, Marymount (VA) 83
Augustana (IL) 54, WashU 52
Wis.-Eau Claire 67, St. Benedict 59

Regional Finals
St. John Fisher 69, Hartwick 64 (OT)
Scranton 81, DeSales 70
Southern Me. 72, Western Conn. St. 65 (OT)
Heidelberg 70, Montclair St. 49
Concordia-M'head 81, St. Thomas (MN) 77 (OT)
Centre 73, Maryville (TN) 63
Buena Vista 78, Wartburg 63
Hope 68, Wis.-Oshkosh 67

Quarterfinals
St. John Fisher 66, Scranton 60
Heidelberg 71, Southern Me. 62
Centre 70, Concordia-M'head 65
Hope 85, Buena Vista 79 (OT)

Semifinals
St. John Fisher 77, Heidelberg 54
Hope 75, Centre 62

Third Place
Heidelberg 71, Centre 60

Championship
Hope 65, St. John Fisher 63

1991

Regionals
St. John Fisher 74, Buffalo St. 66
Frostburg St. 61, Kean 57
Hartwick 55, NYU 54 (OT)
Muskingum 76, Capital 74
WashU 69, Augustana (IL) 62
Maryville (TN) 88, Centre 80
Luther 78, Wartburg 54
Roanoke 86, Marymount (VA) 66
Susquehanna 70, Carnegie Mellon 54
Southern Me. 60, Salem St. 57
Moravian 81, Frank. & Marsh. 76
Eastern Conn. St. 62, Western Conn. St. 50
Wis.-Oshkosh 67, Wis.-Stevens Point 62
St. Thomas (MN) 76, St. Benedict 62
Adrian 57, Calvin 50
Concordia-M'head 75, Gust. Adolphus 62

Sectional Semifinals
St. John Fisher 79, Frostburg St. 50
Muskingum 67, Hartwick 57

WashU 73, Maryville (TN) 59
Roanoke 84, Luther 74
Southern Me. 83, Susquehanna 74
Eastern Conn. St. 71, Moravian 62
St. Thomas (MN) 87, Wis.-Oshkosh 63
Concordia-M'head 100, Adrian 75

Sectional Finals
Muskingum 81, St. John Fisher 70
WashU 67, Roanoke 51
Eastern Conn. St. 63, Southern Me. 62
St. Thomas (MN) 76, Concordia-M'head 62

Semifinals
Muskingum 85, WashU 60
St. Thomas (MN) 91, Eastern Conn. St. 55

Third Place
Eastern Conn. St. 83, WashU 74

Championship
St. Thomas (MN) 73, Muskingum 55

1992

Regionals
Eastern Conn. St. 81, Emmanuel (MA) 72
Albany (NY) 67, William Smith 50
Southern Me. 73, Clark (MA) 61
SUNY Cortland 65, St. John Fisher 54
Capital 106, Rowan 51
Scranton 67, Susquehanna 66 (OT)
Muskingum 81, Ohio Wesleyan 68
Moravian 84, Western Conn. St. 53
Roanoke 73, Maryville (TN) 71
Alma 92, Adrian 77
Chris. Newport 73, Marymount (VA) 71
Wis.-Eau Claire 83, Wis.-Oshkosh 81 (OT)
St. Thomas (MN) 89, St. Olaf 60
Luther 102, WashU 78
St. Benedict 86, Concordia-M'head 76
Wartburg 90, Wis.-Stout 72

Sectional Semifinals
Eastern Conn. St. 69, Albany (NY) 57
Southern Me. 50, SUNY Cortland 49
Capital 80, Scranton 56
Moravian 104, Muskingum 90
Alma 69, Roanoke 60
Wis.-Eau Claire 90, Chris. Newport 74
Luther 61, St. Thomas (MN) 60
Wartburg 74, St. Benedict 64

Sectional Finals
Eastern Conn. St. 63, Southern Me. 56
Moravian 85, Capital 76
Alma 83, Wis.-Eau Claire 73
Luther 70, Wartburg 61

Semifinals
Moravian 74, Eastern Conn. St. 67
Alma 81, Luther 80

Third Place
Luther 79, Eastern Conn. St. 74

Championship
Alma 79, Moravian 75

1993

Regionals
Southern Me. 67, Salem St. 63
Rowan 65, Wm. Paterson 55
Babson 86, Western Conn. St. 68
Capital 93, Wittenberg 50
SUNY Geneseo 84, Buffalo St. 69
Moravian 56, Susquehanna 55
NYU 64, St. John Fisher 57 (OT)
Scranton 103, Waynesburg 76
Maryville (TN) 85, Roanoke 67
Concordia-M'head 78, Muskingum 64
Marymount (VA) 115, Chris. Newport 96
St. Benedict 78, St. Thomas (MN) 65
Wis.-Eau Claire 95, Wis.-Stout 89
Central (IA) 81, Augustana (IL) 68
Wis.-Whitewater 76, Calvin 68
Wartburg 75, WashU 60

Sectional Semifinals
Southern Me. 75, Rowan 48
Capital 68, Babson 56
SUNY Geneseo 80, Moravian 57
Scranton 82, NYU 54
Concordia-M'head 87, Maryville (TN) 69
St. Benedict 108, Marymount (VA) 75
Central (IA) 70, Wis.-Eau Claire 63
Wartburg 83, Wis.-Whitewater 77

Sectional Finals
Capital 66, Southern Me. 56
Scranton 79, SUNY Geneseo 70
St. Benedict 84, Concordia-M'head 57
Central (IA) 62, Wartburg 60

Semifinals
Capital 65, Scranton 61
Central (IA) 60, St. Benedict 59

Third Place
Scranton 89, St. Benedict 69

Championship
Central (IA) 71, Capital 63

1994

First Round
Upsala 81, Elizabethtown 70
SUNY Geneseo 79, William Smith 60
Penn St.-Behrend 92, Denison 73
Central (IA) 82, Lake Forest 71
N.C. Wesleyan 70, Roanoke 67
Aurora 61, Wartburg 57
Alma 74, Franklin 59
St. Thomas (MN) 90, Pomona-Pitzer 65

Second Round
Wheaton (MA) 75, Salem St. 69
Upsala 73, Rowan 65
Babson 76, Western Conn. St. 53
Scranton 80, Wm. Paterson 63
St. John Fisher 68, SUNY Geneseo 63
Defiance 65, Wittenberg 62
NYU 86, Buffalo St. 64
Capital 96, Penn St.-Behrend 75
Marymount (VA) 97, Mary Washington 80
Millikin 76, Central (IA) 61
Maryville (TN) 84, N.C. Wesleyan 65
WashU 77, Aurora 68
Wis.-Oshkosh 63, Alma 59
Bethel (MN) 65, Concordia-M'head 61
Wis.-Eau Claire 87, Wis.-Stout 76
St. Benedict 83, St. Thomas (MN) 78

Sectional Semifinals
Wheaton (MA) 82, Upsala 77
Scranton 69, Babson 62
Defiance 59, St. John Fisher 55
Capital 74, NYU 51
Millikin 85, Marymount (VA) 68
WashU 94, Maryville (TN) 77
Wis.-Oshkosh 70, Bethel (MN) 58
Wis.-Eau Claire 83, St. Benedict 82

Sectional Finals
Wheaton (MA) 81, Scranton 80 (OT)
Capital 89, Defiance 64
WashU 67, Millikin 63
Wis.-Eau Claire 69, Wis.-Oshkosh 57

Semifinals
Capital 72, Wheaton (MA) 54
WashU 86, Wis.-Eau Claire 82 (OT)

Third Place
Wis.-Eau Claire 107, Wheaton (MA) 71

Championship
Capital 82, WashU 63

1995

Play-In
Salem St. 69, Westfield St. 64
Clark (MA) 74, Plymouth St. 61
NYU 67, Brockport 61
St. John Fisher 79, Binghamton 55
Trinity (CT) 66, Southern Me. 63
Wheaton (MA) 74, Middlebury 53
William Smith 84, Buffalo St. 65
SUNY Geneseo 86, Hartwick 60
Maryville (TN) 90, Trinity (TX) 72
Roanoke 87, Ferrum 70
Franklin 78, Manchester 69
Wis.-Oshkosh 68, Hope 44
Marymount (VA) 91, Chris. Newport 79
Emory 95, Millsaps 77
Wis.-Whitewater 72, Wis.-River Falls 71
Wis.-Eau Claire 70, Beloit 56
Gettysburg 73, Scranton 65
Wm. Paterson 82, Cabrini 41
Defiance 80, Wittenberg 58
Mount Union 70, Ohio Wesleyan 63
Johns Hopkins 77, Ursinus 67
Montclair St. 77, Elizabethtown 68
Waynesburg 68, Salisbury 66
Capital 74, Wash. & Jeff. 50
Millikin 70, Chicago 53
Central (IA) 70, Buena Vista 65
Claremont-M-S 63, Cal Lutheran 54
St. Thomas (MN) 66, Gust. Adolphus 54
Aurora 72, Luther 68
WashU 75, Ill. Wesleyan 69
Concordia-M'head 54, Bethel (MN) 50
St. Benedict 69, UC San Diego 57

Second Round
Salem St. 76, Clark (MA) 56
NYU 70, St. John Fisher 62 (OT)
Wheaton (MA) 80, Trinity (CT) 76
SUNY Geneseo 81, William Smith 66
Maryville (TN) 90, Roanoke 59
Wis.-Oshkosh 61, Franklin 57
Emory 95, Marymount (VA) 79
Wis.-Eau Claire 74, Wis.-Whitewater 64
Wm. Paterson 80, Gettysburg 55
Mount Union 73, Defiance 63
Johns Hopkins 75, Montclair St. 58
Capital 74, Waynesburg 40
Millikin 66, Central (IA) 58
St. Thomas (MN) 82, Claremont-M-S 52
Aurora 75, WashU 63
St. Benedict 71, Concordia-M'head 56

Sectional Semifinals
Salem St. 81, NYU 78
SUNY Geneseo 69, Wheaton (MA) 66
Wis.-Oshkosh 83, Maryville (TN) 67
Wis.-Eau Claire 88, Emory 51
Wm. Paterson 59, Mount Union 58
Capital 94, Johns Hopkins 79
St. Thomas (MN) 67, Millikin 58
St. Benedict 80, Aurora 46

Sectional Finals
Salem St. 76, SUNY Geneseo 65
Wis.-Oshkosh 86, Wis.-Eau Claire 80
Capital 75, Wm. Paterson 60
St. Thomas (MN) 67, St. Benedict 65

Semifinals
Wis.-Oshkosh 82, Salem St. 69
Capital 68, St. Thomas (MN) 59

Third Place
St. Thomas (MN) 82, Salem St. 79 (OT)

Championship
Capital 59, Wis.-Oshkosh 55

1996

First Round
Southern Me. 66, Regis (MA) 48
WPI 63, Westfield St. 58
Capital 71, Muskingum 65
Mount Union 64, Wittenberg 51
Middlebury 67, Emmanuel (MA) 54
Salem St. 69, Eastern Conn. St. 47
Salisbury 77, Goucher 53
Defiance 84, Baldwin Wallace 73
Randolph-Macon 91, Shenandoah 74
Millsaps 65, Hendrix 57
Claremont-M-S 62, La Verne 61
Bethel (MN) 64, Concordia-M'head 60
Maryville (TN) 77, Roanoke 76
Marymount (VA) 92, Trinity (TX) 53
UC San Diego 58, Pomona-Pitzer 57
St. Thomas (MN) 68, St. Benedict 52
Rowan 81, Elizabethtown 68
Messiah 75, DeSales 65
William Smith 83, Hartwick 61
SUNY Geneseo 71, Binghamton 66
Johns Hopkins 70, Alvernia 58
Scranton 85, Cabrini 74
St. John Fisher 60, Nazareth 59
NYU 96, CCNY 43
Millikin 74, MacMurray 43
Luther 91, Buena Vista 76
Wis.-Eau Claire 70, Wis.-Stout 41
Calvin 60, Ripon 50
Wheaton (IL) 72, Carthage 71
WashU 68, Ill. Wesleyan 63
Beloit 47, Alma 44
Wis.-Oshkosh 77, DePauw 45

Second Round
Southern Me. 73, WPI 52
Mount Union 65, Capital 62
Salem St. 58, Middlebury 55
Defiance 94, Salisbury 64
Randolph-Macon 99, Millsaps 66
Bethel (MN) 74, Claremont-M-S 63
Marymount (VA) 81, Maryville (TN) 69
St. Thomas (MN) 66, UC San Diego 42
Rowan 90, Messiah 65
William Smith 85, SUNY Geneseo 68
Scranton 75, Johns Hopkins 62
NYU 82, St. John Fisher 41
Millikin 74, Luther 59
Wis.-Eau Claire 68, Calvin 47
WashU 68, Wheaton (IL) 62
Wis.-Oshkosh 69, Beloit 50

Sectional Semifinals
Mount Union 79, Southern Me. 62
Defiance 84, Salem St. 58
Bethel (MN) 96, Randolph-Macon 77
St. Thomas (MN) 67, Marymount (VA) 62
Rowan 97, William Smith 69
NYU 77, Scranton 48
Wis.-Eau Claire 90, Millikin 71
Wis.-Oshkosh 75, WashU 53

Sectional Finals
Mount Union 66, Defiance 61
St. Thomas (MN) 65, Bethel (MN) 57
NYU 68, Rowan 63
Wis.-Oshkosh 62, Wis.-Eau Claire 57

Semifinals
Mount Union 71, St. Thomas (MN) 57
Wis.-Oshkosh 62, NYU 37

Third Place
St. Thomas (MN) 75, NYU 51

Championship
Wis.-Oshkosh 66, Mount Union 50

1997

First Round
NYU 66, Nazareth 50
St. John Fisher 75, Hartwick 62 (2 OT)
Rowan 77, Frostburg St. 47
Wm. Paterson 81, Gallaudet 69
Ithaca 73, Binghamton 66
William Smith 84, SUNY Geneseo 62
TCNJ 80, Colby-Sawyer 71
Marymount (VA) 79, Staten Island 58
Emmanuel (MA) 88, Clark (MA) 81
Western Conn. St. 86, Bates 65
Elizabethtown 69, DeSales 61
Johns Hopkins 66, Cabrini 45
Williams 80, Salem St. 66
Southern Me. 53, Trinity (CT) 51
Alvernia 63, Lycoming 45
Scranton 83, Muhlenberg 54
Defiance 92, Hanover 51
Alma 66, Kenyon 59
Buena Vista 88, Bethel (MN) 77 (OT)
UC San Diego 74, Pomona-Pitzer 50
Calvin 58, Baldwin Wallace 55
Capital 80, Bethany (WV) 46
St. Benedict 97, Chapman 59
St. Thomas (MN) 89, Luther 47
Millikin 61, WashU 53
Wis.-Stout 65, Wheaton (IL) 60
Emory 70, Greensboro 51
Hendrix 76, SCAD 54
Wis.-Oshkosh 89, Blackburn 52
Wis.-Eau Claire 78, Beloit 57
Bridgewater (VA) 82, Chris. Newport 72
Thomas More 80, Roanoke 76

Second Round
NYU 75, St. John Fisher 46
Wm. Paterson 60, Rowan 58
William Smith 81, Ithaca 57
Marymount (VA) 63, TCNJ 52
Western Conn. St. 76, Emmanuel (MA) 52
Johns Hopkins 64, Elizabethtown 57
Southern Me. 68, Williams 61
Scranton 66, Alvernia 63
Defiance 85, Alma 72
Buena Vista 80, UC San Diego 77
Capital 66, Calvin 44
St. Thomas (MN) 95, St. Benedict 67
Millikin 81, Wis.-Stout 77
Emory 40, Hendrix 36
Wis.-Eau Claire 63, Wis.-Oshkosh 56
Thomas More 83, Bridgewater (VA) 81

Sectional Semifinals
NYU 84, Wm. Paterson 74
William Smith 80, Marymount (VA) 75
Johns Hopkins 76, Western Conn. St. 66
Scranton 70, Southern Me. 61
Defiance 90, Buena Vista 80
Capital 70, St. Thomas (MN) 64
Millikin 51, Emory 43
Wis.-Eau Claire 90, Thomas More 55

Sectional Finals
NYU 75, William Smith 53
Scranton 65, Johns Hopkins 54
Capital 79, Defiance 62
Wis.-Eau Claire 97, Millikin 63

Semifinals
NYU 84, Scranton 72
Wis.-Eau Claire 77, Capital 63

Third Place
Capital 70, Scranton 48

Championship
NYU 72, Wis.-Eau Claire 70

1998

First Round
Muhlenberg 53, DeSales 45
Salem St. 89, Clark (MA) 76
Alvernia 83, Wash. & Jeff. 65
Western Conn. St. 67, Middlebury 45
Calvin 56, Wittenberg 47
UC San Diego 62, Cal Lutheran 56
Baldwin Wallace 75, Hope 71
Central (IA) 65, Luther 51
Elmira 62, SUNY Oneonta 58
TCNJ 63, Colby-Sawyer 35
William Smith 76, Nazareth 52
Mary Washington 56, St. Mary's (MD) 43
Wis.-Eau Claire 86, Beloit 81 (2 OT)
Austin 69, Southwestern (TX) 51
Millikin 68, Wheaton (IL) 58
Chris. Newport 77, Roanoke 57

Second Round
Johns Hopkins 68, Muhlenberg 44
Bates 71, Salem St. 67
Scranton 68, Alvernia 52
Southern Me. 79, Western Conn. St. 62
Mount Union 57, Calvin 56
St. Benedict 73, UC San Diego 47
DePauw 70, Baldwin Wallace 63
St. Thomas (MN) 85, Central (IA) 56
Elmira 82, Binghamton 73
Wm. Paterson 69, TCNJ 57
NYU 70, William Smith 54
Rowan 95, Mary Washington 60
Wis.-Oshkosh 65, Wis.-Eau Claire 49
Austin 64, Randolph-Macon 52
WashU 66, Millikin 54
Bridgewater (VA) 90, Chris. Newport 87

Sectional Semifinals
Johns Hopkins 69, Bates 56
Southern Me. 76, Scranton 72
Mount Union 79, St. Benedict 74
St. Thomas (MN) 80, DePauw 61
Wm. Paterson 60, Elmira 48
Rowan 57, NYU 52
Wis.-Oshkosh 57, Austin 44
WashU 82, Bridgewater (VA) 36

Sectional Finals
Southern Me. 81, Johns Hopkins 72
Mount Union 67, St. Thomas (MN) 63
Rowan 66, Wm. Paterson 43
WashU 53, Wis.-Oshkosh 45

Semifinals
Southern Me. 79, Mount Union 66
WashU 66, Rowan 51

Third Place
Mount Union 68, Rowan 64

Championship
WashU 77, Southern Me. 69

1999

First Round
Gallaudet 80, St. Mary's (MD) 73
Southern Me. 56, Babson 43
Colby-Sawyer 74, Hunter 60
Bowdoin 49, Bates 44
Austin 77, Randolph-Macon 49
St. Thomas (MN) 67, Wartburg 41
N.C. Wesleyan 69, Bridgewater (VA) 60
Pacific Lutheran 56, Cal Lutheran 54
St. Lawrence 61, Elmira 52
Johns Hopkins 61, Cabrini 53
William Smith 62, Hartwick 47
Gwynedd Mercy 66, Susquehanna 63 (OT)
Wheaton (IL) 58, Lakeland 50
Capital 86, Hope 75
Wis.-Eau Claire 82, Lawrence 57
Calvin 60, Ohio Wesleyan 50

Second Round
Gallaudet 81, TCNJ 71
Salem St. 53, Southern Me. 46
Rowan 72, Colby-Sawyer 50
Williams 72, Bowdoin 58
DePauw 67, Austin 62
St. Benedict 76, St. Thomas (MN) 68
Hardin-Simmons 84, N.C. Wesleyan 62
Pacific Lutheran 60, Simpson 57
NYU 59, St. Lawrence 48
Elizabethtown 77, Johns Hopkins 53
William Smith 64, SUNY Cortland 56
Scranton 75, Gwynedd Mercy 64
WashU 75, Wheaton (IL) 38
Capital 82, Defiance 72
Wis.-Oshkosh 70, Wis.-Eau Claire 60
Calvin 75, Baldwin Wallace 67

Sectional Semifinals
Salem St. 75, Gallaudet 65
Williams 62, Rowan 56
St. Benedict 78, DePauw 67
Pacific Lutheran 54, Hardin-Simmons 34
NYU 87, Elizabethtown 70
Scranton 64, William Smith 47
WashU 77, Capital 70 (OT)
Wis.-Oshkosh 61, Calvin 59

Sectional Finals
Salem St. 76, Williams 60
St. Benedict 61, Pacific Lutheran 55
Scranton 81, NYU 60
WashU 56, Wis.-Oshkosh 55

Semifinals
St. Benedict 74, Salem St. 54
WashU 74, Scranton 65

Third Place
Salem St. 75, Scranton 65

Championship
WashU 74, St. Benedict 65

2000

First Round
King's (PA) 60, Johns Hopkins 57
Messiah 71, Bethany (WV) 66 (OT)
St. John Fisher 66, Mt. St. Mary (NY) 55
William Smith 78, Gwynedd Mercy 52
Wilmington (OH) 64, Kenyon 46
Calvin 68, Lake Forest 42
Wis.-Oshkosh 64, Wis. Lutheran 38
Millikin 78, Fontbonne 54
Salem St. 55, Wellesley 48
Clark (MA) 63, Norwich 58
Salisbury 80, Staten Island 63
Stockton 80, Centenary (NJ) 45
Pacific Lutheran 50, Whitworth 46
George Fox 63, Linfield 51
Cal Lutheran 72, UC San Diego 66
McMurry 62, Simpson 47
Hendrix 56, Maryville (TN) 44
Roanoke 69, Shenandoah 55

Second Round
King's (PA) 62, DeSales 54
Scranton 67, Messiah 43
St. Lawrence 49, William Smith 43
St. John Fisher 65, SUNY Cortland 60
Calvin 64, Capital 63
Baldwin Wallace 77, Wilmington (OH) 72
WashU 67, Wis.-Oshkosh 46
Wis.-Eau Claire 75, Millikin 38
Clark (MA) 63, Bates 59
Southern Me. 72, Salem St. 68
Rowan 87, Salisbury 73
Eastern Nazarene 66, Stockton 63
St. Thomas (MN) 64, Pacific Lutheran 45
George Fox 71, Cal Lutheran 63
McMurry 70, Hendrix 59
Hardin-Simmons 101, Roanoke 76

Sectional Semifinals
Southern Me. 77, Clark (MA) 61
Rowan 70, Eastern Nazarene 44
St. Thomas (MN) 76, George Fox 64
Hardin-Simmons 62, McMurry 60
Scranton 49, King's (PA) 45
St. Lawrence 67, St. John Fisher 62
Baldwin Wallace 76, Calvin 72 (2 OT)
WashU 81, Wis.-Eau Claire 63

Sectional Finals
Southern Me. 65, Rowan 62
St. Thomas (MN) 68, Hardin-Simmons 56
Scranton 72, St. Lawrence 59
WashU 86, Baldwin Wallace 71

Semifinals
Southern Me. 49, St. Thomas (MN) 42
WashU 64, Scranton 30

Third Place
St. Thomas (MN) 66, Scranton 56

Championship
WashU 79, Southern Me. 33

2001

First Round
Mt. St. Mary (NY) 66, Rensselaer 54
Bowdoin 61, Eastern Conn. St. 53
Springfield 60, Southern Me. 49
SUNY Cortland 62, St. Lawrence 60
Fontbonne 83, Rockford 47
Neb. Wesleyan 73, Carleton 51
Wartburg 86, Chapman 78
St. Thomas (MN) 69, Claremont-M-S 59
Wis.-Eau Claire 71, Lakeland 43
Ithaca 79, New England 61
Swarthmore 66, Gwynedd Mercy 55
Messiah 70, Bethany (WV) 58
Marymount (VA) 85, Staten Island 65
Ohio Wesleyan 67, Lake Forest 55
Centre 87, Thomas More 86
Maryville (TN) 77, Chris. Newport 65
Guilford 80, Meredith 57
Defiance 90, Penn St.-Behrend 59

Second Round
NYU 89, Mt. St. Mary (NY) 47
Bowdoin 72, Salem St. 65 (OT)
Emmanuel (MA) 79, Springfield 56
SUNY Cortland 70, SUNY Oneonta 64
Fontbonne 69, Millikin 56
Wartburg 85, Neb. Wesleyan 71
St. Thomas (MN) 64, George Fox 52
WashU 87, Wis.-Eau Claire 67
TCNJ 68, Ithaca 58
Elizabethtown 79, Swarthmore 58
Messiah 68, King's (PA) 61
Marymount (VA) 64, Salisbury 59
Ohio Wesleyan 72, Hope 71
Centre 63, Maryville (TN) 57
Hardin-Simmons 106, Guilford 77
Baldwin Wallace 82, Defiance 63

Sectional Semifinals
NYU 64, Bowdoin 60
Emmanuel (MA) 87, SUNY Cortland 70
Wartburg 82, Fontbonne 78
WashU 65, St. Thomas (MN) 58
TCNJ 68, Elizabethtown 45
Messiah 97, Marymount (VA) 86 (2 OT)
Ohio Wesleyan 71, Centre 64
Baldwin Wallace 78, Hardin-Simmons 71

Sectional Finals
Emmanuel (MA) 74, NYU 70 (OT)
WashU 83, Wartburg 71
Messiah 72, TCNJ 61
Ohio Wesleyan 66, Baldwin Wallace 64

Semifinals
WashU 78, Emmanuel (MA) 62
Messiah 70, Ohio Wesleyan 57

Third Place
Ohio Wesleyan 70, Emmanuel (MA) 64

Championship
WashU 67, Messiah 45

2002

First Round
Bethany (WV) 79, Benedictine (IL) 58
Thomas More 80, Anderson (IN) 75
Maryville (TN) 79, SCAD 66
Alvernia 62, Hunter 46
Kean 85, Salve Regina 82
Chris. Newport 71, Hood 40
Guilford 54, Methodist 47
Eastern Conn. St. 62, Salem St. 61
Emmanuel (MA) 63, Southern Me. 51
Ohio Wesleyan 71, Buffalo St. 61
CWRU 59, Mt. St. Mary (NY) 56
Scranton 71, McDaniel 61
Wis.-Stevens Point 88, Lake Forest 52
Lakeland 61, Millikin 54
Webster 81, Aurora 60
St. Benedict 91, Wis.-Stout 80
Carleton 71, Wartburg 61
Chapman 78, Pomona-Pitzer 65

Second Round
Wilmington (OH) 83, Bethany (WV) 66
Hope 87, Thomas More 76
DePauw 75, Maryville (TN) 58
Hardin-Simmons 72, Guilford 71
Springfield 61, Eastern Conn. St. 50
Bowdoin 80, Emmanuel (MA) 66
Ohio Wesleyan 73, Ithaca 67
St. Lawrence 73, CWRU 67
Scranton 70, Messiah 65
King's (PA) 79, Alvernia 61
Salisbury 67, Kean 49
Marymount (VA) 75, Chris. Newport 62
Wis.-Stevens Point 66, WashU 60
Webster 48, Lakeland 33
Pacific Lutheran 60, St. Benedict 54
Chapman 87, Carleton 74

Sectional Semifinals
DePauw 84, Hardin-Simmons 60
Wilmington (OH) 89, Hope 81
St. Lawrence 57, Ohio Wesleyan 56
Bowdoin 64, Springfield 50
King's (PA) 72, Scranton 57
Marymount (VA) 79, Salisbury 52
Pacific Lutheran 62, Chapman 54
Wis.-Stevens Point 71, Webster 61

Sectional Finals
DePauw 88, Wilmington (OH) 70
St. Lawrence 64, Bowdoin 51
Marymount (VA) 67, King's (PA) 64
Wis.-Stevens Point 64, Pacific Lutheran 47

Semifinals
St. Lawrence 69, DePauw 54
Wis.-Stevens Point 80, Marymount (VA) 57

Third Place
DePauw 65, Marymount (VA) 58

Championship
Wis.-Stevens Point 67, St. Lawrence 65

2003

First Round
Rutgers-Camden 63, Gwynedd Mercy 48
Johns Hopkins 75, Hunter 50
Messiah 84, Hood 46
Scranton 66, St. Lawrence 61
Ithaca 81, Brockport 68
Randolph-Macon 77, Meredith 74
Maryville (TN) 50, Methodist 49
Ill. Wesleyan 67, Fontbonne 54
St. Norbert 65, Rockford 47

Emmanuel (MA) 69, Salve Regina 52
Salem St. 61, Springfield 50
Pitt.-Greensburg 62, Mt. St. Mary (NY) 54
Eastern Conn. St. 91, Farmingdale St. 49
Wis.-Eau Claire 70, Wis. Lutheran 49
Chapman 70, La Verne 46
Gust. Adolphus 67, Loras 59
Baldwin Wallace 64, Wittenberg 57
Hope 75, Mt. St. Joseph 63

Second Round
Marymount (VA) 83, Rutgers-Camden 80
Messiah 86, Johns Hopkins 60
Rochester (NY) 59, Scranton 45
Ithaca 86, St. John Fisher 79 (OT)
Hardin-Simmons 104, Randolph-Macon 80
Trinity (TX) 66, Maryville (TN) 60
WashU 80, Ill. Wesleyan 56
St. Norbert 60, Carleton 47
Bowdoin 73, Emmanuel (MA) 50
Southern Me. 72, Salem St. 54
King's (PA) 82, Pitt.-Greensburg 67
Eastern Conn. St. 65, DeSales 61
Wis.-Eau Claire 81, Chapman 45
Pacific Lutheran 68, Gust. Adolphus 54
Wilmington (OH) 74, Baldwin Wallace 63
Hope 71, Wash. & Jeff. 60

Sectional Semifinals
Messiah 83, Marymount (VA) 82
Rochester (NY) 57, Ithaca 51
Trinity (TX) 67, Hardin-Simmons 61
WashU 83, St. Norbert 65
Bowdoin 64, Southern Me. 47
Eastern Conn. St. 67, King's (PA) 57
Wis.-Eau Claire 43, Pacific Lutheran 41
Hope 77, Wilmington (OH) 73

Sectional Finals
Rochester (NY) 71, Messiah 60
Trinity (TX) 76, WashU 57
Eastern Conn. St. 58, Bowdoin 47
Wis.-Eau Claire 74, Hope 56

Semifinals
Trinity (TX) 63, Rochester (NY) 54
Eastern Conn. St. 52, Wis.-Eau Claire 49 (OT)

Third Place
Wis.-Eau Claire 82, Rochester (NY) 77 (2 OT)

Championship
Trinity (TX) 60, Eastern Conn. St. 58

2004

First Round
Union (NY) 78, Mt. St. Mary (NY) 47
SUNY Cortland 64, Ithaca 60
Johns Hopkins 71, Alvernia 53
McDaniel 71, Pitt.-Greensburg 64
TCNJ 60, Hunter 52
Wilmington (OH) 66, Albion 62
DePauw 88, Aurora 44
Chapman 57, Claremont-M-S 47
Carleton 58, Lakeland 42
Gwynedd Mercy 66, Widener 52
Wittenberg 81, Penn St.-Behrend 49
Salve Regina 61, Emmanuel (MA) 58
Salem St. 78, Clark (MA) 67
Southern Me. 73, Husson 47
Ripon 69, Wheaton (IL) 51
Millikin 69, Maryville (MO) 53
Maryville (TN) 101, Mary Baldwin 51
Chris. Newport 61, Bethany (WV) 60

Second Round
NYU 69, Union (NY) 50
Rochester (NY) 65, SUNY Cortland 50
Marymount (VA) 73, Johns Hopkins 57
McDaniel 70, TCNJ 65
Wilmington (OH) 75, Franklin 60
Thomas More 68, DePauw 63
Puget Sound 61, Chapman 53
Buena Vista 69, Carleton 61
Scranton 60, Gwynedd Mercy 58
Wittenberg 51, Messiah 48
Bowdoin 57, Salve Regina 44
Southern Me. 80, Salem St. 57
Wis.-Stevens Point 84, Ripon 66
WashU 72, Millikin 59
Hardin-Simmons 96, Maryville (TN) 72
East. Mennonite 63, Chris. Newport 62

Sectional Semifinals
Rochester (NY) 77, NYU 68
Marymount (VA) 68, McDaniel 64
Wilmington (OH) 78, Thomas More 75
Puget Sound 70, Buena Vista 66
Scranton 68, Wittenberg 51
Bowdoin 59, Southern Me. 55
Wis.-Stevens Point 83, WashU 76
Hardin-Simmons 91, East. Mennonite 64

Sectional Finals
Rochester (NY) 61, Marymount (VA) 57
Wilmington (OH) 63, Puget Sound 60
Bowdoin 71, Scranton 58
Wis.-Stevens Point 72, Hardin-Simmons 67

Semifinals
Wilmington (OH) 74, Rochester (NY) 63
Bowdoin 64, Wis.-Stevens Point 59

Third Place
Rochester (NY) 64, Wis.-Stevens Point 63

Championship
Wilmington (OH) 59, Bowdoin 53

2005

First Round
Emmanuel (MA) 43, Salem St. 41
Ithaca 64, Colby-Sawyer 46
Southern Me. 83, Maine Maritime 67
Springfield 64, Stockton 60
Wesleyan (CT) 64, Chestnut Hill 46
WashU 62, Webster 35
Ripon 62, Rockford 57
Wis.-Stout 70, Edgewood 59
Calvin 74, Franklin 60
Denison 51, Baldwin Wallace 46
McDaniel 71, Frostburg St. 64
Westminster (PA) 54, Dickinson 50
William Smith 68, Wash. & Jeff. 54
Alvernia 60, Brockport 38
St. Benedict 80, Simpson 63
Chapman 72, Cal Lutheran 65
Mary Washington 69, Maryville (TN) 66
Trinity (TX) 57, Howard Payne 55

Second Round
Bates 83, Emmanuel (MA) 64
Southern Me. 55, Ithaca 52
Springfield 66, Mt. St. Mary (NY) 60
Wesleyan (CT) 73, Staten Island 64
Millikin 67, WashU 58
Wis.-Stout 65, Ripon 57
Calvin 72, DePauw 63
Albion 63, Denison 44
Scranton 72, McDaniel 69
Messiah 69, Westminster (PA) 46
William Smith 68, Oswego St. 58
Bowdoin 69, Alvernia 46
St. Benedict 77, Buena Vista 71
George Fox 86, Chapman 55
Randolph-Macon 89, Mary Washington 76
Trinity (TX) 79, Greensboro 64

Sectional Semifinals
Southern Me. 67, Bates 64
Springfield 62, Wesleyan (CT) 56
Millikin 59, Wis.-Stout 56
Calvin 64, Albion 56
Scranton 64, Messiah 43
Bowdoin 63, William Smith 51
George Fox 74, St. Benedict 69
Randolph-Macon 82, Trinity (TX) 79

Sectional Finals
Southern Me. 80, Springfield 69
Millikin 63, Calvin 56
Scranton 49, Bowdoin 43
Randolph-Macon 63, George Fox 51

Semifinals
Millikin 66, Southern Me. 60
Randolph-Macon 70, Scranton 65

Third Place
Southern Me. 55, Scranton 53

Championship
Millikin 70, Randolph-Macon 50

2006

First Round
Mary Washington 79, TCNJ 41
Muhlenberg 57, Wesleyan (CT) 50
Bowdoin 73, Colby-Sawyer 54
Brandeis 63, Salem St. 59
Southern Me. 81, Maine Maritime 41
Norwich 76, Me.-Farmington 63
Baruch 66, Mt. St. Mary (NY) 64
Bridgewater (VA) 71, Bates 69 (OT)
Randolph-Macon 83, Hood 57
Greensboro 93, Moravian 80
Simpson 73, St. Benedict 70
Wis.-Stout 61, Concordia-M'head 37
Pacific Lutheran 72, Chapman 54
Puget Sound 74, Cal Lutheran 62
Hardin-Simmons 64, McMurry 53
Howard Payne 71, Trinity (TX) 53
Baldwin Wallace 73, Oswego St. 69
William Smith 69, St. John Fisher 62
Messiah 70, Springfield 56
Williams 63, NYU 56
Scranton 78, Marymount (VA) 55
Gwynedd Mercy 72, Stockton 68
Rochester (NY) 83, SUNY Cortland 65
Medaille 73, Wash. & Jeff. 55
Maryville (TN) 93, Oglethorpe 61
Wheaton (IL) 66, Rockford 50
Maryville (MO) 48, Lakeland 41
WashU 70, Manchester 54
Carroll (WI) 64, Calvin 57
Hope 72, Denison 51
Capital 61, Franklin 54

Second Round
Mary Washington 68, Muhlenberg 48
Bowdoin 59, Brandeis 56
Southern Me. 72, Norwich 42
Bridgewater (VA) 72, Baruch 49
Randolph-Macon 79, Greensboro 61
Wis.-Stout 78, Simpson 68
Pacific Lutheran 62, Puget Sound 50
Hardin-Simmons 73, Howard Payne 64
Baldwin Wallace 71, William Smith 65
Williams 71, Messiah 67
Scranton 80, Gwynedd Mercy 72
Rochester (NY) 57, Medaille 44
DePauw 86, Maryville (TN) 58
Wheaton (IL) 75, Maryville (MO) 48
WashU 78, Carroll (WI) 66
Hope 75, Capital 56

Sectional Semifinals
Bowdoin 62, Mary Washington 54
Southern Me. 68, Bridgewater (VA) 55
Randolph-Macon 80, Wis.-Stout 71
Hardin-Simmons 76, Pacific Lutheran 72
Baldwin Wallace 71, Williams 65
Scranton 66, Rochester (NY) 63
DePauw 69, Wheaton (IL) 60
Hope 92, WashU 89

Sectional Finals
Southern Me. 56, Bowdoin 53
Hardin-Simmons 72, Randolph-Macon 56

Scranton 50, Baldwin Wallace 41
Hope 76, DePauw 60

Semifinals
Southern Me. 74, Hardin-Simmons 65
Hope 59, Scranton 56

Third Place
Scranton 57, Hardin-Simmons 47

Championship
Hope 69, Southern Me. 56

2007

First Round
Bowdoin 74, Mount Holyoke 57
Keene St. 61, Maine Maritime 51
SUNY Cortland 72, Medaille 67
Rochester (NY) 65, St. Lawrence 57
Mary Washington 66, Notre Dame (MD) 30
Chris. Newport 52, Dickinson 49
Hamilton 58, Mt. St. Mary (NY) 55
Scranton 64, Lehman 43
Emmanuel (MA) 80, Salve Regina 67
Brandeis 90, Me.-Farmington 66
DePauw 74, Transylvania 54
Denison 82, Hope 66
Wilmington (OH) 76, Oglethorpe 54
Calvin 53, Thomas More 38
Fitchburg St. 79, Norwich 60
Southern Me. 68, Williams 62
Chapman 108, La Verne 97 (OT)
George Fox 61, Gust. Adolphus 47
Puget Sound 69, McMurry 57
Luther 72, Concordia Wisconsin 51
Carroll (WI) 86, Ill. Wesleyan 59
WashU 54, Manchester 52
Lake Forest 65, Maryville (MO) 61
Messiah 77, Westminster (PA) 65
Kean 62, Keuka 51
Randolph-Macon 83, Piedmont 68
Wm. Paterson 69, McDaniel 61
Simpson 91, Wis.-Stout 86
Wheaton (IL) 79, St. Benedict 75 (OT)
Gwynedd Mercy 83, Ithaca 74
NYU 84, Ursinus 50

Second Round
Bowdoin 72, Keene St. 52
Rochester (NY) 68, SUNY Cortland 51
Mary Washington 77, Chris. Newport 61
Scranton 58, Hamilton 52
Emmanuel (MA) 71, Brandeis 66
DePauw 74, Denison 66
Calvin 73, Wilmington (OH) 67
Southern Me. 65, Fitchburg St. 54
Howard Payne 76, Chapman 37
Puget Sound 51, George Fox 48
Luther 74, Carroll (WI) 50
WashU 58, Lake Forest 47
Kean 89, Messiah 84
Randolph-Macon 74, Wm. Paterson 59
Simpson 81, Wheaton (IL) 58
NYU 72, Gwynedd Mercy 60

Sectional Semifinals
Bowdoin 63, Rochester (NY) 53
Mary Washington 48, Scranton 45
DePauw 74, Emmanuel (MA) 50
Calvin 60, Southern Me. 56
Puget Sound 47, Howard Payne 44
WashU 59, Luther 58
Kean 68, Randolph-Macon 60
NYU 76, Simpson 58

Sectional Finals
Mary Washington 64, Bowdoin 59
DePauw 74, Calvin 61
WashU 57, Puget Sound 48
NYU 76, Kean 64

Semifinals
DePauw 67, Mary Washington 61
WashU 72, NYU 53

Third Place
Mary Washington 74, NYU 63

Championship
DePauw 55, WashU 52

2008

First Round
Messiah 63, Cabrini 34
St. Lawrence 64, Wm. Paterson 57
Rochester (NY) 71, Eastern Conn. St. 66
Medaille 56, Scranton 54
Tufts 71, Wheaton (MA) 67
Mt. St. Mary (NY) 75, Albright 62
TCNJ 65, Bridgewater (VA) 52
Mary Washington 73, Baruch 58
Brandeis 74, Southern Me. 71
Kean 83, Utica 76
Chicago 62, St. Thomas (MN) 59
St. Norbert 71, Wis.-Stevens Point 57
William Smith 76, Colby-Sawyer 72
Brockport 68, Emmanuel (MA) 64
Oglethorpe 91, Piedmont 78
Thomas More 76, Greensboro 63
McMurry 71, Trinity (TX) 67
DeSales 56, Muhlenberg 48
Salem St. 73, Marymount (VA) 63
Puget Sound 74, La Verne 58
George Fox 71, Chapman 55
Baldwin Wallace 83, D'Youville 53
Hope 76, Juniata 47
Simpson 73, Gust. Adolphus 64
Wis.-Eau Claire 61, Carleton 52
Wis.-Whitewater 77, Manchester 60
Ill. Wesleyan 111, Maryville (MO) 77
Amherst 78, Becker 32
Bowdoin 64, Bridgewater St. 49
WashU 73, Wilmington (OH) 72
DePauw 70, Denison 53

Second Round
Messiah 64, St. Lawrence 49
Rochester (NY) 69, Medaille 50
Tufts 54, Mt. St. Mary (NY) 38
Mary Washington 56, TCNJ 50
Kean 95, Brandeis 61
Chicago 65, St. Norbert 52
William Smith 78, Brockport 73
Oglethorpe 65, Thomas More 55
Howard Payne 79, McMurry 64
DeSales 74, Salem St. 55
George Fox 72, Puget Sound 66
Hope 68, Baldwin Wallace 48
Simpson 70, Wis.-Eau Claire 63
Wis.-Whitewater 87, Ill. Wesleyan 63
Amherst 61, Bowdoin 60
DePauw 73, WashU 66

Sectional Semifinals
Messiah 73, Rochester (NY) 61
Tufts 48, Mary Washington 45
Kean 70, Chicago 56
Oglethorpe 69, William Smith 63
Howard Payne 69, DeSales 42
Hope 47, George Fox 40
Wis.-Whitewater 96, Simpson 69
DePauw 68, Amherst 63

Sectional Finals
Messiah 55, Tufts 49
Oglethorpe 98, Kean 86
Howard Payne 53, Hope 49
Wis.-Whitewater 83, DePauw 80

Semifinals
Messiah 80, Oglethorpe 60
Howard Payne 69, Wis.-Whitewater 59

Third Place
Wis.-Whitewater 80, Oglethorpe 67

Championship
Howard Payne 68, Messiah 54

2009

First Round
Chapman 70, Occidental 65
Oglethorpe 68, Maryville (TN) 65
Greensboro 77, Mississippi Col. 70
Messiah 81, Eastern Conn. St. 46
Thomas More 76, Randolph-Macon 61
Hope 87, Wash. & Jeff. 64
Baldwin Wallace 52, Pitt.-Greensburg 44
Scranton 73, Keuka 42
SUNY Cortland 71, St. Lawrence 55
York (PA) 75, Chris. Newport 61
Baruch 72, Cabrini 58
Tufts 80, Moravian 70
TCNJ 64, DeSales 51
Rochester (NY) 67, Widener 56
Kean 74, Marymount (VA) 60
Ill. Wesleyan 80, Ohio Wesleyan 51
Wis.-Eau Claire 62, DePauw 50
Wis.-Stevens Point 77, Maryville (MO) 62
Concordia Wisconsin 76, Concordia-M'head 72
St. Benedict 55, Ripon 42
Wis.-Whitewater 69, Simpson 59
WashU 77, Capital 72
Transylvania 65, Howard Payne 52
Amherst 77, Babson 54
Emmanuel (MA) 55, Southern Me. 49
NYU 80, Salve Regina 55
Stevens 59, Mary Washington 50
Brandeis 62, Western Conn. St. 49
Mt. St. Mary (NY) 56, Brockport 46
Bowdoin 72, Castleton 31
Muhlenberg 80, Westfield St. 63

Second Round
George Fox 83, Chapman 40
Oglethorpe 67, Greensboro 40
Thomas More 57, Messiah 50
Hope 69, Baldwin Wallace 53
Scranton 51, SUNY Cortland 45
York (PA) 90, Baruch 73
TCNJ 57, Tufts 55
Rochester (NY) 66, Kean 59
Ill. Wesleyan 80, Wis.-Eau Claire 63
Wis.-Stevens Point 78, Concordia Wisconsin 58
St. Benedict 67, Wis.-Whitewater 59
WashU 83, Transylvania 57
Amherst 76, Emmanuel (MA) 37
NYU 71, Stevens 57
Brandeis 79, Mt. St. Mary (NY) 52
Muhlenberg 58, Bowdoin 57

Sectional Semifinals
George Fox 71, Oglethorpe 56
Hope 67, Thomas More 51
Scranton 50, York (PA) 46
TCNJ 70, Rochester (NY) 58
Ill. Wesleyan 77, Wis.-Stevens Point 64
WashU 56, St. Benedict 43
Amherst 74, NYU 51
Brandeis 82, Muhlenberg 70

Sectional Finals
George Fox 58, Hope 46
TCNJ 54, Scranton 48
WashU 58, Ill. Wesleyan 53
Amherst 68, Brandeis 54

Semifinals
George Fox 67, TCNJ 52
WashU 65, Amherst 49

Third Place
TCNJ 82, Amherst 74

Championship
George Fox 60, WashU 53.

2010

First Round
Amherst 68, MCLA 47
Southern Me. 74, Rensselaer 63
DeSales 62, Ithaca 53
Williams 62, Mt. St. Mary (NY) 56
Utica 64, Moravian 61
Gettysburg 68, Farmingdale St. 57
Colby 62, Husson 59
Babson 76, Emmanuel (MA) 56
George Fox 65, Louisiana Col. 49
Puget Sound 54, Redlands 42
Wis.-Whitewater 91, St. Thomas (MN) 73
Carthage 73, Northland 60
WashU 81, Maryville (TN) 67
Thomas More 68, Fontbonne 49
Messiah 64, Neumann 55
Mount Union 71, Wash. & Jeff. 48
Kean 105, Penn St.-Berks 68
Tufts 71, Muhlenberg 59
Bowdoin 67, Baruch 53
Western Conn. St. 59, U New England 41
Chris. Newport 68, Wash. & Lee 51
Roanoke 77, McDaniel 66
Mary Washington 84, Wm. Paterson 53
Rochester (NY) 66, SUNY Cortland 47
Ill. Wesleyan 76, Franklin 52
Simpson 66, Chicago 53
Wis.-Stevens Point 86, Minn.-Morris 64
St. Norbert 78, Calvin 67
Hope 68, Denison 40
DePauw 79, Lakeland 46
Marymount (VA) 57, Scranton 41
Medaille 64, Lebanon Valley 63

Second Round
Amherst 76, Southern Me. 49
Williams 94, DeSales 77
Gettysburg 71, Utica 55
Babson 76, Colby 73
George Fox 59, Puget Sound 37
Carthage 79, Wis.-Whitewater 74
WashU 80, Thomas More 64
Mount Union 62, Messiah 61 (OT)
Kean 75, Tufts 56
Bowdoin 65, Western Conn. St. 43
Chris. Newport 72, Roanoke 48
Rochester (NY) 61, Mary Washington 54 (OT)
Ill. Wesleyan 83, Simpson 53
Wis.-Stevens Point 71, St. Norbert 58
Hope 68, DePauw 54
Marymount (VA) 74, Medaille 44

Sectional Semifinals
Amherst 71, Williams 66
Babson 71, Gettysburg 68 (OT)
George Fox 55, Carthage 48
WashU 76, Mount Union 57
Kean 62, Bowdoin 51
Rochester (NY) 74, Chris. Newport 69
Wis.-Stevens Point 77, Ill. Wesleyan 76
Hope 53, Marymount (VA) 46

Sectional Finals
Amherst 80, Babson 65
WashU 59, George Fox 52
Rochester (NY) 68, Kean 65
Hope 71, Wis.-Stevens Point 64

Semifinals
WashU 86, Amherst 75 (OT)
Hope 76, Rochester (NY) 65

Third Place
Amherst 56, Rochester (NY) 44

Championship
WashU 65, Hope 59

2011

First Round
Louisiana Col. 61, Chapman 60
George Fox 53, Occidental 46
Wis.-Stevens Point 79, St. Norbert 69
Simpson 59, Concordia-M'head 56
Coe 78, Minn.-Morris 53
Howard Payne 84, Lewis & Clark 66
Ill. Wesleyan 82, Webster 70
Wis. Lutheran 73, Wis.-La Crosse 59
Thomas More 53, Piedmont 44
Mount Union 69, Wis.-Whitewater 55
Hope 77, DePauw 65
WashU 71, Denison 55
Calvin 73, La Roche 37
Chicago 76, Hanover 62
Juniata 62, Gallaudet 45
Greensboro 83, Saint Vincent 66
Wm. Paterson 81, Keuka 47
Colby 58, Stevens 48
Lebanon Valley 83, Neumann 68
Randolph-Macon 80, Bridgewater St. 69
Chris. Newport 81, York (PA) 52
Johns Hopkins 76, Stockton 68
Kean 80, Vassar 49
Western Conn. St. 65, Messiah 44
Amherst 102, Husson 44
Eastern Conn. St. 76, Baruch 65
Rochester (NY) 70, Daniel Webster 52
Muhlenberg 64, Williams 63
Bowdoin 74, Salve Regina 64
Mt. St. Mary (NY) 73, Emmanuel (MA) 50
SUNY Geneseo 62, DeSales 51
Babson 78, Medaille 58

Second Round
George Fox 63, Louisiana Col. 47
Wis.-Stevens Point 82, Simpson 75
Coe 79, Howard Payne 56
Ill. Wesleyan 84, Wis. Lutheran 69
Thomas More 76, Mount Union 63
WashU 56, Hope 52
Chicago 67, Calvin 62
Greensboro 57, Juniata 55
Wm. Paterson 58, Colby 53
Lebanon Valley 73, Randolph-Macon 56
Chris. Newport 81, Johns Hopkins 62
Kean 82, Western Conn. St. 64
Amherst 76, Eastern Conn. St. 54
Muhlenberg 74, Rochester (NY) 69
Bowdoin 61, Mt. St. Mary (NY) 53
Babson 65, SUNY Geneseo 53

Sectional Semifinals
George Fox 71, Wis.-Stevens Point 63
Ill. Wesleyan 77, Coe 74
WashU 72, Thomas More 53
Chicago 87, Greensboro 61
Lebanon Valley 83, Wm. Paterson 61
Chris. Newport 80, Kean 76
Amherst 79, Muhlenberg 60
Babson 61, Bowdoin 58 (OT)

Sectional Finals
Ill. Wesleyan 61, George Fox 60
WashU 63, Chicago 58
Chris. Newport 62, Lebanon Valley 50
Amherst 68, Babson 49

Semifinals
WashU 87, Ill. Wesleyan 77
Amherst 69, Chris. Newport 59

Third Place
Chris. Newport 64, Ill. Wesleyan 58

Championship
Amherst 64, WashU 55

2012

First Round
Amherst 84, St. Joseph's (Brkln) 30,
Babson 68, Bridgewater St. 59
Juniata 84, Castleton 57
York (PA) 86, Saint Vincent 66
Rhode Island Col. 69, Baruch 54
Emmanuel (MA) 68, Hartwick 61
Wm. Paterson 79, Salve Regina 44
King's (PA) 56, SUNY Oneonta 42
Mary Washington 39, Keuka 32
Messiah 73, Kean 50
Lebanon Valley 73, Vassar 68
Mt. St. Mary (NY) 63, Gwynedd Mercy 62
Ithaca 84, Elms 37
Bowdoin 75, Southern Me. 68
George Fox 58, Cal Lutheran 35
Lewis & Clark 83, Concordia (TX) 65
DePauw 66, Westminster (MO) 46
Carthage 74, Wis.-Whitewater 68
Centre 59, Guilford 47
WashU 79, Ferrum 64
Thomas More 94, Louisiana Col. 91
Ill. Wesleyan 84, Maryville (TN) 42
Mount Union 73, La Roche 63
Muhlenberg 63, Catholic 54
St. Thomas (MN) 71, Martin Luther 58
Coe 72, Wis.-River Falls 61
Tufts 61, Misericordia 57
Johns Hopkins 53, U New England 51
Calvin 59, Wis. Lutheran 47
Wis.-Stevens Point 61, Franklin 58
Chicago 75, Monmouth (IL) 68
Wis.-Eau Claire 69, Simpson 61

Second Round
Amherst 61, Babson 48
York (PA) 90, Juniata 81
Emmanuel (MA) 57, Rhode Island Col. 52
King's (PA) 64, Wm. Paterson 63
Mary Washington 53, Messiah 50
Lebanon Valley 70, Mt. St. Mary (NY) 53
Bowdoin 55, Ithaca 51
George Fox 52, Lewis & Clark 50
Carthage 53, DePauw 48
Centre 57, WashU 55
Ill. Wesleyan 87, Thomas More 50
Mount Union 61, Muhlenberg 55
St. Thomas (MN) 51, Coe 45
Tufts 55, Johns Hopkins 46
Calvin 76, Wis. -Stevens Point 71
Chicago 56, Wis.-Eau Claire 52

Sectional Semifinals
Amherst 79, York (PA) 55
Emmanuel (MA) 67, King's (PA) 56
Mary Washington 46, Lebanon Valley 41
George Fox 71, Bowdoin 55
Carthage 71, Centre 61
Ill. Wesleyan 70, Mount Union 69
St. Thomas (MN) 50, Tufts 47
Calvin 68, Chicago 50

Sectional Finals
Amherst 84, Emmanuel (MA) 61
George Fox 68, Mary Washington 45
Ill. Wesleyan 77, Carthage 69
St. Thomas (MN) 83, Calvin 72

Semifinals
George Fox 76, Amherst 69
Ill. Wesleyan 67, St. Thomas (MN) 53

Third Place
St. Thomas (MN) 87, Amherst 60

Championship
Ill. Wesleyan 57, George Fox 48

2013

First Round
Catholic 52, Cabrini 44
Widener 56, FDU-Florham 52
Messiah 84, Lancaster Bible 51
Wm. Paterson 71, Gettysburg 64
Amherst 67, Farmingdale St. 39
U New England 67, Bridgewater St. 58
Tufts 57, St. Lawrence 32
Babson 61, SUNY New Paltz St. 45
Cornell College 76, St. Scholastica 54
St. Thomas (MN) 64, Calvin 62
Ohio Northern 86, Hanover 68
Hope 64, Wheaton (IL) 37
Simpson 91, Westminster (MO) 58
Wis.-Stevens Point 72, Concordia-M'head 64
Wis.-Whitewater 68, Wis. Lutheran 48
Carthage 72, Thomas More 55
DePauw 73, La Roche 43
Maryville (TN) 68, Otterbein 61
Rhodes 59, Louisiana Col. 58
WashU 45, Texas-Dallas 40
Chris. Newport 66, Guilford 47
Marymount (VA) 55, East. Mennonite 42
Montclair St. 87, Regis (MA) 47
Lebanon Valley 59, Baruch 53
Rochester (NY) 70, Emmanuel (MA) 66
Williams 79, Scranton 59
Ithaca 56, Colby-Sawyer 43
Smith 80, Southern Me. 58
Lewis & Clark 78, Trinity (TX) 49
Whitman 61, Cal Lutheran 37
Huntingdon 84, Ferrum 67
Emory 72, Whitworth 65

Second Round
Widener 57, Catholic 56
Messiah 78, Wm. Paterson 70
Amherst 71, U New England 34
Tufts 53, Babson 35
St. Thomas (MN) 53, Cornell College 52
Hope 63, Ohio Northern 48
Simpson 88, Wis.-Stevens Point 84
Wis.-Whitewater 71, Carthage 51
DePauw 78, Maryville (TN) 51
WashU 78, Rhodes 75
Chris. Newport 55, Marymount (VA) 50
Montclair St. 71, Lebanon Valley 51
Williams 68, Rochester (NY) 60
Ithaca 73, Smith 50
Whitman 66, Lewis & Clark 57
Emory 88, Huntingdon 62

Sectional Semifinals
Widener 67, Mesiah 52
Amherst 49, Tufts 42
Hope 71, St. Thomas (MN) 61
Wis.-Whitewater 76, Simpson 63
DePauw 59, WashU 42
Chris. Newport 55, Montclair St. 50
Williams 64, Ithaca 60 (OT)
Whitman 66, Emory 57

Sectional Finals
Amherst 59, Widener 45
Wis.-Whitewater 65, Hope 60
DePauw 76, Chris. Newport 55
Williams 63, Whitman 53

Semifinals
Wis.-Whitewater 64, Amherst 62 (OT)
DePauw 59, Williams 56

Third Place
Williams 57, Amherst 53

Championship
DePauw 69, Wis.-Whitewater 51

2014

First Round
Montclair St. 78, Regis (MA) 51
Cabrini 76, Moravian 61
Scranton 88, Bridgewater St. 63
Vassar 76, Williams 75
York (PA) 76, La Roche 54
Baldwin Wallace 66, Lebanon Valley 48
FDU-Florham 106, Wells 45
Messiah 91, Randolph-Macon 62
Tufts 66, St. Joseph's (ME) 43
U New England 80, NYU 77
Castleton 64, Bowdoin 62
Plattsburgh St. 67, Roger Williams 56
Ithaca 67, Sage Colleges 30
Haverford 53, Rhode Island Col. 48
Amherst 63, Springfield 49
Hartwick 80, Baruch 77 (OT)
WashU 64, Northwestern-St. Paul 47
Wis.-Oshkosh 71, Saint Mary's (MN) 61
St. Thomas (MN) 52, Loras 49
Wis.-Whitewater 79, Concordia-M'head 72
Carthage 60, St. Norbert 51
Hope 60, Wis. Lutheran 54
DePauw 79, Claremont-M-S 68
Transylvania 79, Ohio Northern 71
Rhodes 83, Spalding 59
Texas-Tyler 67, Maryville (TN) 43
Thomas More 95, Salem 58
John Carroll 74, Texas Lutheran 62
Ferrum 73, Capital 70
Chris. Newport 78, East. Mennonite 63
Whitman 106, Chapman 51
Whitworth 71, George Fox 51

Second Round
Montclair St. 78, Cabrini 73 (OT)
Scranton 72, Vassar 71
Baldwin Wallace 67, York (PA) 52
FDU-Florham 79, Messiah 68
Tufts 57, U New England 54 (OT)
Castleton 76, Plattsburgh St. 70 (OT)
Ithaca 54, Haverford 43
Amherst 82, Hartwick 61
Wis.-Oshkosh 72, WashU 66
Wis.-Whitewater 82, St. Thomas (MN) 78
Carthage 72, Hope 67
DePauw 76, Transylvania 68
Texas-Tyler 77, Rhodes 74
Thomas More 120, John Carroll 86
Chris. Newport 75, Ferrum 66
Whitman 73, Whitworth 67

Sectional Semifinals
Montclair St. 82, Scranton 77
FDU-Florham 66, Baldwin Wallace 42
Tufts 55, Castleton 35
Ithaca 74, Amherst 71 (OT)
Wis.-Whitewater 69, Wis.-Oshkosh 57
DePauw 73, Carthage 54
Thomas More 73, Texas-Tyler 61
Whitman 87, Chris. Newport 70

Sectional Finals
FDU-Florham 73, Montclair St. 53
Tufts 61, Ithaca 59
Wis.-Whitewater 88, DePauw 71
Whitman 76, Thomas More 60

Semifinals
FDU-Florham 42, Tufts 39
Whitman 85, Wis.-Whitewater 70

Third Place: Wis.-Whitewater 72, Tufts 54

Championship
FDU-Florham 80, Whitman 72.

2015

First Round
Amherst 68, Eastern 51
Calvin 80, Baldwin Wallace 66
Bowdoin 70, Babson 57
Muhlenberg 60, Cabrini 57
FDU-Florham 84, Johnson & Wales (RI) 40
George Fox 83, Penn St.-Abington 25
Thomas More 83, Greensboro 61
Depauw 83, Hanover 57
Hope 75, Bethel (MN) 63
East. Mennonite 77, La Roche 76
Maryville (TN) 66, John Carroll 56
Montclair St. 78, Regis (MA) 45
Ithaca 82, Mt. St. Vincent 72
Puget Sound 61, Claremont-M-S 56
SUNY Geneseo 84, Castleton 40
Salisbury 66, Bridgewater St. 63
Eastern Conn. St. 50, Scranton 48
St. John Fisher 62, Skidmore 60 (OT)
Luther 72, St. Norbert 61
St. Thomas (MN) 70, Minn.-Morris 31
Baruch 70, Stevens 59
Stockton 68, McDaniel 49
Tufts 87, Pine Manor 46
U New England 54, Catholic 50
NYU 51, Va. Wesleyan 50
WashU 75, Spalding 64
Stevenson 67, Williams 55
Wis. Lutheran 70, Wheaton (IL) 67 (OT)
Wis.-Oshkosh 87, North Central (IL) 67
Wittenberg 80, Transylvania 73
Texas-Dallas 63, Rhodes 38
Texas-Tyler 75, Southwestern 47

Second Round
Amherst 70, NYU 47
Eastern Conn. St. 71, Baruch 62
Thomas More 85, East. Mennonite 65
FDU-Florham 91, U New England 75
George Fox 67, Puget Sound 49
Hope 72, Wis. Lutheran 47
Bowdoin 71, Ithaca 66
DePauw 76, Maryville (TN) 53
SUNY Geneseo 69, Muhlenberg 54
Salisbury 61, Stockton 54
St. Thomas (MN) 60, Luther 57
Tufts 72, St. John Fisher 67
Calvin 91, Wis.-Oshkosh 71
WashU 80, Wittenberg 58
Texas-Dallas 67, Texas-Tyler 65
Montclair St. 53, Stevenson 48

Sectional Semifinals
Calvin 71, DePauw 62
Montclair St. 61, Bowdoin 54
FDU-Florham 68, SUNY Geneseo 54
Salisbury 63, Amherst 58
St. Thomas (MN) 55, Hope 47
George Fox 77, Texas-Dallas 73
Tufts 46, Eastern Conn. St. 31
Thomas More 103, WashU 90

Sectional Finals
George Fox 78, Calvin 63
Montclair St. 68, Salisbury 44
Thomas More 75, St. Thomas (MN) 58
Tufts 58, FDU-Florham 52

Semifinals
George Fox 70, Montclair St. 58
Thomas More 62, Tufts 52

Third Place
Montclair St. 56, Tufts 48

Championship
* Thomas More 83, George Fox 63

**Thomas More's participation in the 2015 Division III championship vacated by the NCAA Committee on Infractions.*

2016

First Round
Thomas More 102, La Roche 67
Guilford 61, Mount Union 57
Birmingham-So. 56, Lynchburg 50
Maryville (TN) 67, Mary Washington 56
Carnegie Mellon 73, Hope 72
Ohio Northern 62, Denison 53
WashU 87, Greenville 48
Wis.-Whitewater 66, Bluffton 54
Amherst 65, East. Conn. St. 47
Rowan 95, SUNY New Paltz 73
Stevens Inst. 76, Old Westbury 50
SUNY Geneseo 51, FDU-Florham 45
Bowdoin 75, Westfield St. 49
New York U. 70, Lehman 63
Rochester (NY) 79, John. & Wales (RI) 49
Stockton 60, Clarkson 59
Scranton 67, WPI 42
Marymount (VA) 60, Cabrini 49
Muhlenberg 81, St. John Fisher 72
Chris. Newport 65, St. Joseph (ME) 47
Montclair St. 55, SUNY Poly 48
Albright 76, Husson 46
Tufts 61, Regis (MA) 49
Moravian 70, U. New England 60
George Fox 64, St. Norbert 54
Wis.-Stevens Point 65, DePauw 50
Texas-Tyler 83, UC Santa Cruz 64
Claremont-M-S 63, Trinity (TX) 57
Wis.-Oshkosh 63, Wis.-Superior 53
Wartburg 65, Wis. Lutheran 49
St. Thomas (MN) 76, Loras 68
Wis.-River Falls 81, Wheaton (IL) 56

Second Round
Thomas More 92, Guilford 40
Maryville (TN) 63, Birmingham So. 56
Carnegie Melon 68, Ohio Northern 65
WashU 62, Wis.-Whitewater 45
Amherst 78, Rowan 57
Stevens Inst. 66, SUNY Geneseo 60
Bowdoin 62, New York U. 48
Rochester (NY) 67, Stockton 59
Scranton 60, Marymount (VA) 44
Chris. Newport 65, Muhlenberg 42
Albright 69, Montclair St. 66 (1OT)
Tufts 65, Moravian 45
George Fox 62, Wis.-Stevens Point 59
Texas-Tyler 80, Claremont-M-S 58
Wartburg 66, Wis.-Oshkosh 56
St. Thomas (MN) 67, Wis.-River Falls 46

Sectional Semifinals
Thomas More 75, Marryville (TN) 46
WashU 75, Carnegie Mellon 69
Amherst 82, Stevens Inst. 48
Rochester (NY) 60, Bowdoin 53
Scranton 82, Chris. Newport 46
Tufts 62, Albright 49
Texas-Tyler 81, George Fox 77 (1OT)
Wartburg 70, St. Thomas (MN) 66

Sectional Finals
Thomas More 88, WashU 72
Amherst 78, Rochester (NY) 50
Tufts 57, Scranton 48
Wartburg 80, Texas-Tyler 74

Semifinals
Thomas More 74, Amherst 65
Tufts 63, Wartburg 50

Championship
Thomas More 63, Tufts 51

2017

First Round
Amherst 65, Regis (MA) 37
Mary Washington 62, Sage Colleges 57
FDU-Florham 58, Gwynedd Mercy 46
Babson 59, Messiah 53
Montclair St. 81, Westfield St. 73
UMass Dartmouth 71, La Roche 64
Ithaca 65, RIT 62
SUNY New Paltz 62, Bowdoin 61
Ohio Northern 68, Lakeland 36
Trine 63, Ill. Wesleyan 56
SUNY Geneseo 65, Muhlenberg 53
Rochester (NY) 67, Keene St. 55
Chris. Newport 98, Staten Island 56
Lynchburg 69, Catholic 64
Thomas More 97, Eureka 58
Hope 78, Wis.-Whitewater 71
St. Thomas (MN) 98, Wis.-Superior 56
Chicago 67, Wartburg 63
Marymount (VA) 74, Guilford 70
Albright 64, Piedmont 54
Puget Sound 93, UC Santa Cruz 74
Whitman 76, George Fox 72
Trinity (TX) 82, Hendrix 74
Claremont-M-S 79, Texas-Dallas 63
Tufts 65, St. Joseph's (ME) 44
Husson 74, DeSales 72
Scranton 49, U New England 48
SUNY Poly 80, Eastern Conn. St. 72
Wis.-Oshkosh 63, Calvin 55
DePauw 67, Gust. Adolphus 57
WashU 73, St. Norbert 54
Wheaton (IL) 57, Rose-Hulman 54

Second Round
Amherst 60, Mary Washington 51
Babson 62, FDU-Florham 61 (OT)
UMass Dartmouth 71, Montclair St. 63
SUNY New Paltz 83, Ithaca 80
Ohio Northern 55, Trine 48
SUNY Geneseo 78, Rochester (NY) 72
Chris. Newport 69, Lynchburg 51
Hope 74, Thomas More 67
St. Thomas (MN) 73, Chicago 69
Marymount (VA) 68, Albright 59
Whitman 69, Puget Sound 67
Trinity (TX) 77, Claremont-M-S 66
Tufts 64, Husson 44
Scranton 76, SUNY Poly 65
Wis.-Oshkosh 64, DePauw 49
WashU 83, Wheaton (IL) 74

Sectional Semifinals
Amherst 63, Babson 39
UMass Dartmouth 67, SUNY New Paltz 57
Ohio Northern 72, SUNY Geneseo 55
Chris. Newport 79, Hope 74
St. Thomas (MN) 65, Marymount (VA) 48
Whitman 69, Trinity (TX) 59
Tufts 65, Scranton 48
WashU 68, Wis.-Oshkosh 56

Sectional Finals
Amherst 73, UMass Dartmouth 33
Chris. Newport 79, Ohio Northern 74
St. Thomas (MN) 65, Whitman 48
Tufts 57, WashU 43

Semifinals
Amherst 66, Chris. Newport 61
Tufts 60, St. Thomas (MN) 57

Championship
Amherst 52, Tufts 29

2018

First Round
Amherst 61, Becker 12
St. Joseph's (ME) 61, UMass Boston 56
Montclair St. 90, Old Westbury 69
Gettysburg 74, Albright 65
Rochester (NY) 69, Stevens 57
Marymount (VA) 58, MIT 54
RIT 76, U New England 63
TCNJ 61, Hilbert 42
Hope 75, Cornell College 50
WashU 75, Wheaton (IL) 57
Randolph-Macon 67, Valley Forge 56
Chris. Newport 63, Haverford 50
Thomas More 84, Oglethorpe 58
Juniata 63, Piedmont 52
Gust. Adolphus 60, Rose-Hulman 52
Wis.-Whitewater 81, Wis.-Superior 46
Scranton 68, Keuka 48
Cabrini 65, Brooklyn 52
Bowdoin 94, Husson 32
FDU-Florham 70, Skidmore 66
Messiah 64, Oberlin 54
Emory & Henry 66, Roger Williams 55
Ithaca 54, SUNY Geneseo 47
Tufts 71, Westfield St. 54
Wartburg 86, Webster 45
George Fox 79, Saint Benedict 63
Ill. Wesleyan 83, Marietta 77
Trine 65, DePauw 50
Texas-Dallas 79, Trinity (TX) 70
East Tex. Baptist 65, Whitman 59
Chicago 70, Wis. Lutheran 46
St. Thomas (MN) 81, Chapman 51

Second Round
Amherst 53, St. Joseph's (ME) 47
Montclair St. 70, Gettysburg 45
Rochester (NY) 53, Marymount (VA) 42
RIT 79, TCNJ 76
Hope 85, WashU 69
Chris. Newport 84, Randolph-Macon 58
Thomas More 83, Juniata 50
Gust. Adolphus 74, Wis.-Whitewater 60
Scranton 55, Cabrini 46
Bowdoin 79, FDU-Florham 57
Messsih 62, Emory & Henry 49
Tufts 61, Ithaca 39
Wartburg 82, George Fox 58
Trine 79, Ill. Wesleyan 70
East Tex. Baptist 64, Texas-Dallas 51
St. Thomas (MN) 68, Chicago 62

Sectional Semifinals
Amherst 51, Montclair St. 40
Rochester (NY) 59, RIT 55
Hope 68, Chris. Newport 64
Thomas More 75, Gust. Adolphus 68
Bowdoin 66, Scranton 54
Tufts 70, Messiah 39
Wartburg 78, Trine 54
East Tex. Baptist 61, St. Thomas (MN) 58 OT

Sectional Finals
Amherst 62, Rochester (NY) 38
Thomas More 72, Hope 57
Bowdoin 66, Tufts 48
Wartburg 65, East Tex. Baptist 61

Semifinals
Amherst 66, Thomas More 48
Bowdoin 90, Wartburg 62

Championship
Amhert 65, Bowdoin 45

2019

First Round
Thomas More 79, Saint Vincent 54
Trine 57, Emory 54
Transylvania 77, Piedmont 67
Oglethorpe 57, Chicago 51
Texas-Dallas 62, Texas Lutheran 51
Mary Hardin-Baylor 70, Rhodes 56
WashU 72, Wis.-Whitewater 56
George Fox 85, Greenville 53
Scranton 69, New England Col. 49
Johns Hopkins 58, Eastern Conn. St. 42
Chris. Newport 82, Gettysburg 78
Mt. St. Mary (NY) 85, Westfield St. 80
Messiah 71, Hilbert 60
Baldwin Wallace 73, RIT 71
Haverford 80, Rosemont 37
Tufts 70, Western New Eng. 44
St. Thomas (MN) 88, Ripon 58
Wis. Lutheran 48, Ill. Wesleyan 40
SUNY Geneseo 74, Vassar 55
Amherst 66, Husson 45
Wis.-Oshkosh 72, Pomona-Pitzer 46
DePauw 78, Loras 54
Hope 67, Wheaton (IL) 55
Wartburg 91, Bethany Lutheran 63
DeSales 77, Shenandoah 49
Middlebury 62, John Carroll 54
St. Joseph's (ME) 68, MIT 61
Ithaca 68, SUNY Poly 58
SUNY New Paltz 65, Rutgers-Newark 36
Emmanuel (MA) 69, Hartwick 65
Smith 74, Merchant Marine 54
Bowdoin 93, Hunter 73

Second Round
Thomas More 67, Trine 59
Transylvania 76, Oglethorpe 56
Mary Hardin-Baylor 66, Texas-Dallas 57
WashU 86, George Fox 78
Scranton 59, Johns Hopkins 46
Chris. Newport 79, Mt. St. Mary (NY) 52
Messiah 64, Baldwin Wallace 51
Tufts 52, Haverford 46
St. Thomas (MN) 67, Wis. Lutheran 51
Amherst 58, SUNY Geneseo 46
Wis.-Oshkosh 54, DePauw 52
Wartburg 79, Hope 49
DeSales 70, Middlebury 55
Ithaca 74, St. Joseph's (ME) 63
SUNY New Paltz 80, Emmanuel (MA) 49
Bowdoin 87, Smith 78

Sectional Semifinals
Thomas More 89, Transylvania 74
WashU 63, Mary Hardin-Baylor 46
Scranton 57, Chris. Newport 56
Tufts 55, Messiah 41
St. Thomas (MN) 61, Amherst 58 (OT)
Wartburg 70, Wis.-Oshkosh 57
Ithaca 76, DeSales 75
Bowdoin 81, SUNY New Paltz 50

Sectional Finals
Thomas More 87, WashU 72
Scranton 44, Tufts 40
St. Thomas (MN) 85, Wartburg 56
Bowdoin 87, Ithaca 61

Semifinals
Thomas More 69, Scranton 56
Bowdoin 71, St. Thomas (MN) 60

Championship
Thomas More 81, Bowdoin 67

2020

First Round
Tufts 72, SUNY Poly 34
SUNY Cortland 72, Western New Eng. 66
Williams 68, Albright 46
Ithaca 72, New England Col. 54
SUNY New Paltz 69, Husson 50
Smith 81, DeSales 72
Eastern Conn. St. 60, St. John Fisher 43
Messiah 72, Keystone 47
Bowdoin 90, Brooklyn 51
NYU 81, Emmanuel (MA) 62
Trine 63, Benedictine (IL) 37
Redlands 70, Wis.-Whitewater 62
Randolph-Macon 78, Transylvania 68
Oglethorpe 88, William Peace 74
Whitman 86, Wheaton (IL) 83 OT
Wartburg 91, Monmouth (IL) 55
Amherst 70, Framingham St. 46
Rowan 72, Merchant Marine 68
George Fox 74, Montclair St. 49
Marymount (VA) 68, Gettysburg 48
Texas-Dallas 64, Trinity (TX) 59
Mary Hardin-Baylor 78, Austin 63
Chris. Newport 82, Widener 66
Endicott 65, Scranton 56
DePauw 71, Webster 45
Loras 68, Wis.-La Crosse 52
Wis.-Oshkosh 61, Edgewood 40
Bethany Lutheran 62, Bethel (MN) 58
Baldwin Wallace 67, Haverford 42
Chicago 80, La Roche 57
Ill. Wesleyan 76, Berea 50
Hope 69, Grove City 18

Second Round
Tufts 79, SUNY Cortland 53
Williams 69, Ithaca 61
Smith 62, SUNY New Paltz 60
Messiah 60, Eastern Conn. St. 50
Bowdoin 86, NYU 67
Trine 69, Redlands 49
Oglethorpe 71, Randolph-Macon 63
Whitman 67, Wartburg 63
Amherst 60, Rowan 40
George Fox 57, Marymount (VA) 48
Mary Hardin-Baylor 64, Texas-Dallas 48
Chris. Newport 74, Endicott 71
Loras 71, DePauw 60
Wis.-Oshkosh 67, Bethany Lutheran 60
Baldwin Wallace 60, Chicago 58
Hope 72, Ill. Wesleyan 69

The championship was canceled after the first two rounds due to the COVID-19 pandemic.

1982 National Collegiate Division III Women's Basketball Championship Bracket

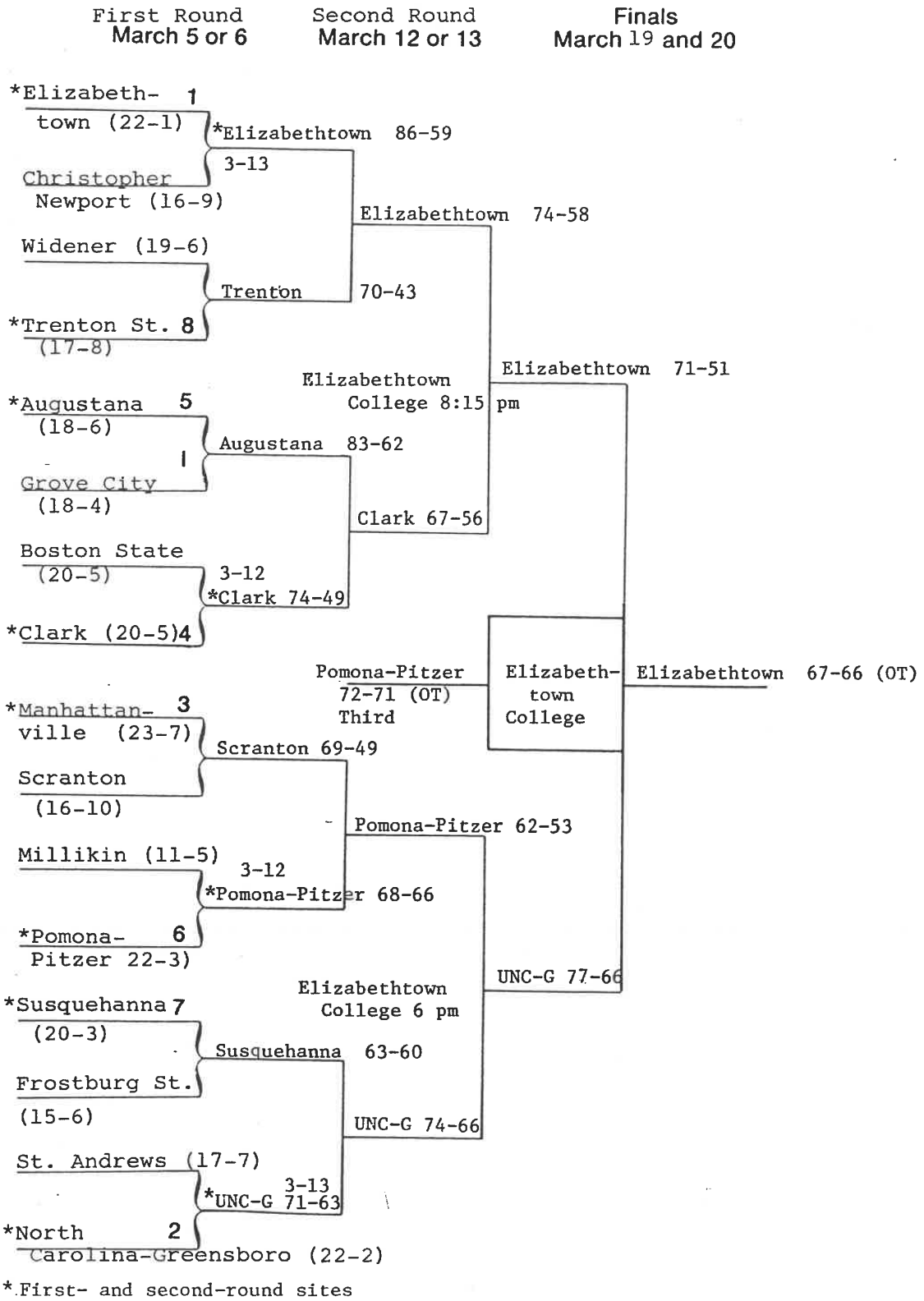

1983 National Collegiate Division III Women's Basketball Championship Bracket

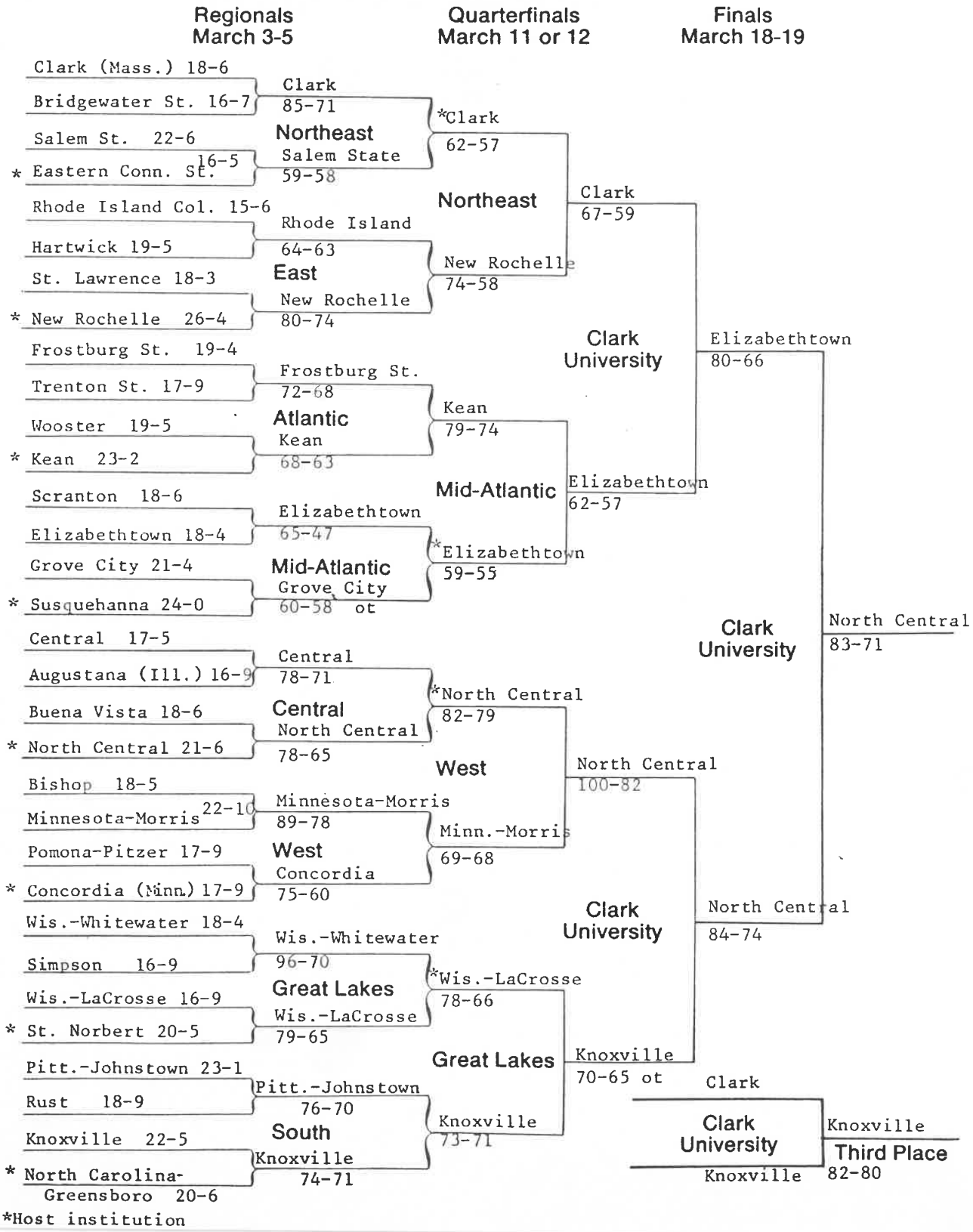

1984 NCAA Division III Women's Basketball Championship Bracket



1985 NCAA Division III Women's Basketball Championship Bracket



1986 National Collegiate Division III Women's BASKETBALL CHAMPIONSHIP



*All rounds will be conducted on campus.

1987 National Collegiate Division III Women's BASKETBALL CHAMPIONSHIP

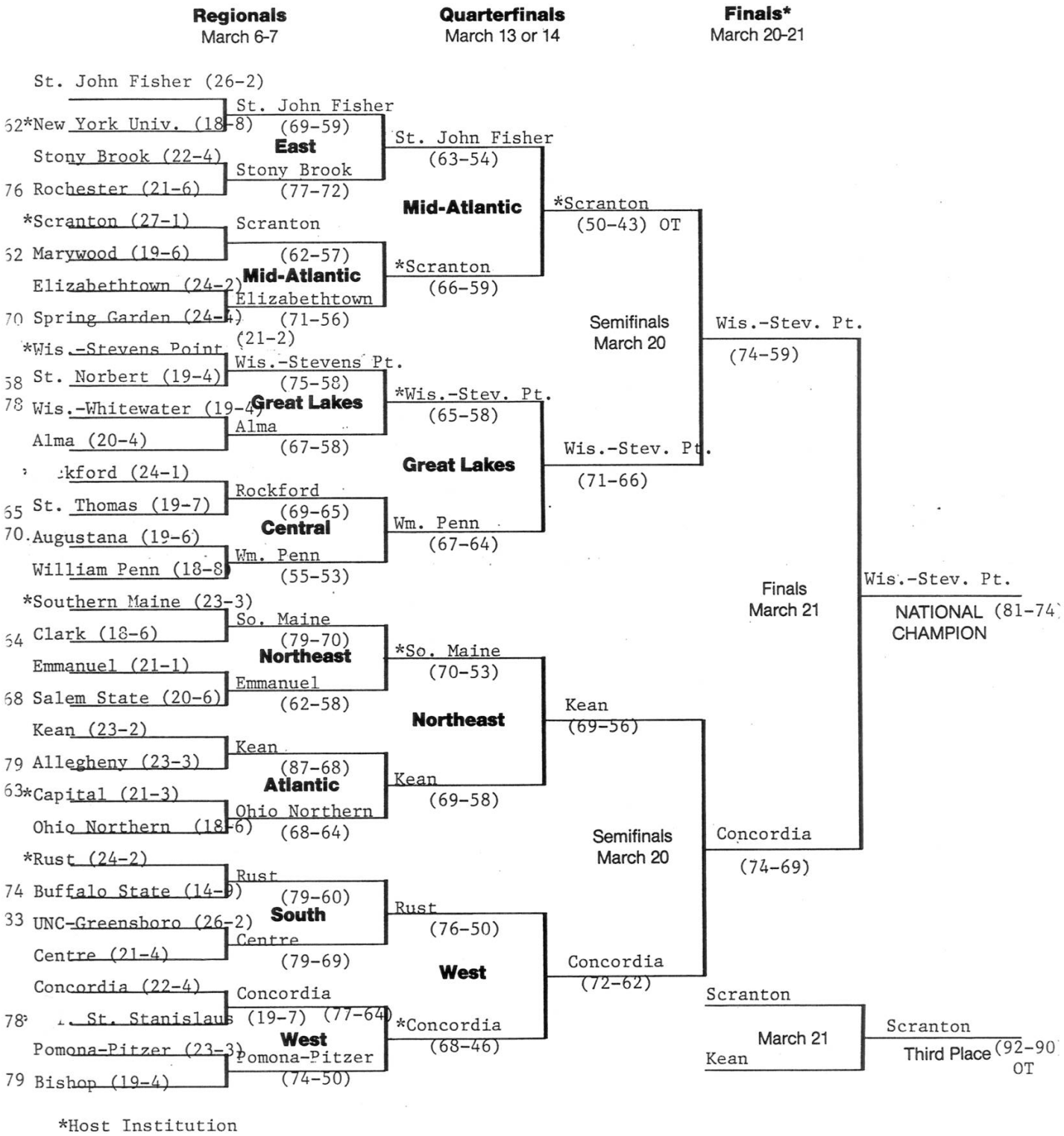

*Host Institution

1988 National Collegiate Division III Women's BASKETBALL CHAMPIONSHIP

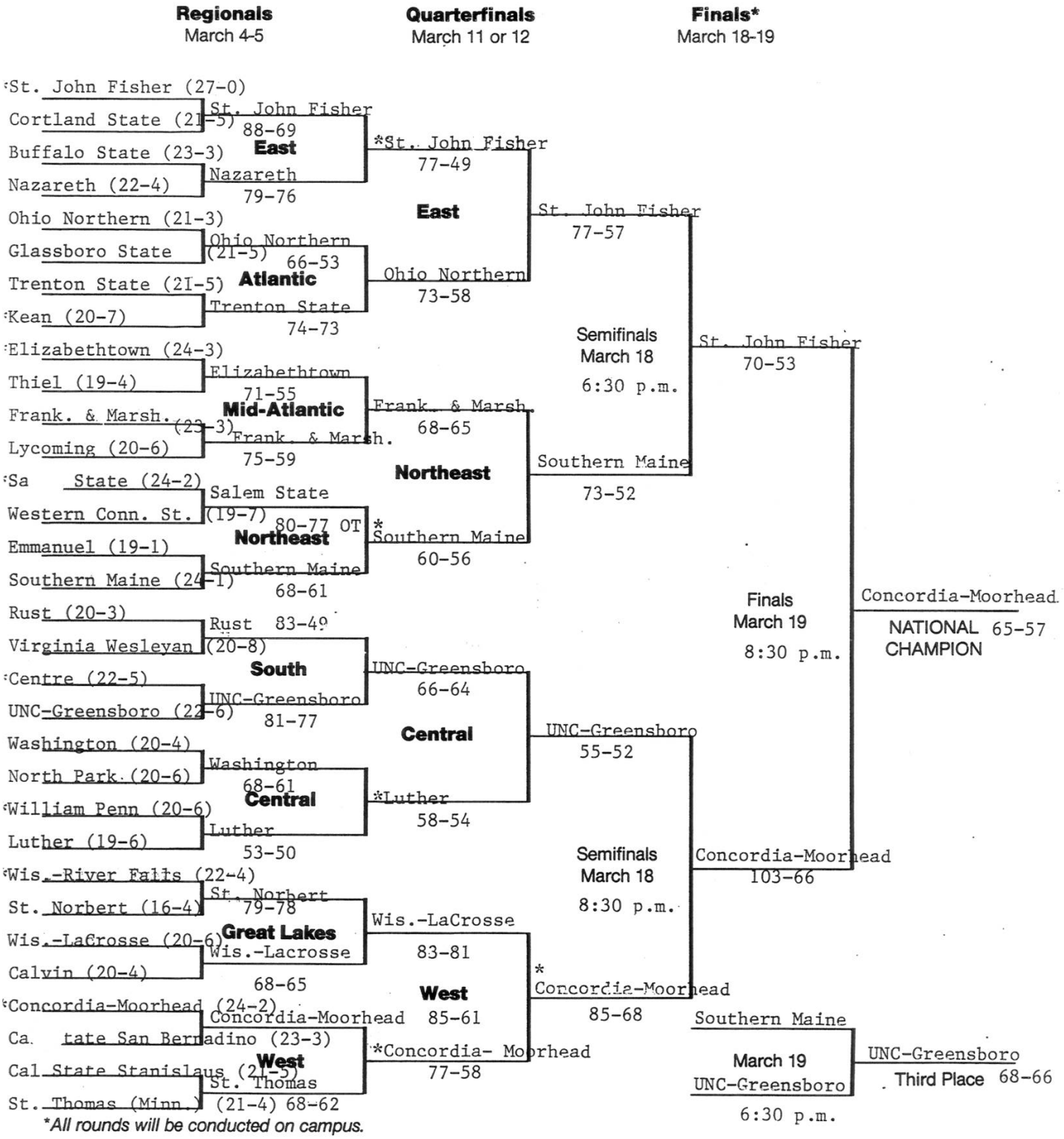

NCAA 5553-11/87

1989 National Collegiate Division III Women's BASKETBALL CHAMPIONSHIP



*All rounds will be conducted on campus.

** Host Institution

NCAA 6116-11/88

1990 National Collegiate Division III Women's BASKETBALL CHAMPIONSHIP

Regionals March 2-3 | **Quarterfinals** March 9 or 10 | **Finals*** March 16-17

East
- St. John Fisher (N.Y.) (27-1) — St. John Fisher 81-77 OT
- Buffalo State (N.Y.) (23-3)
- Nazareth (New York) (22-4) — Hartwick (N.Y.) 71-61
- * Hartwick (N.Y.) (23-4)

St. John Fisher 69-64 OT

Mid-Atlantic
- * Scranton (Pa.) (24-4) — Scranton (Pa.) 87-84
- Moravian (Pa.) (23-4)

*Scranton (Pa.) 81-70

St. John Fisher 66-60

Mid-Atlantic
- Franklin & Marshall (Pa.) (25-3) — Allentown (Pa.) 77-70 OT
- Allentown (Pa.) (26-1)

Northeast
- * Western Connecticut State (23-2) — Western Connecticut State 53-51
- Salem State (Mass.) (24-1)

Southern Maine 72-65 OT

Atlantic
- Southern Maine (23-4) — Southern Maine 57-50
- Eastern Connecticut State (19-4)

Heidelberg (Ohio) 71-62

Atlantic
- * Heidelberg (Ohio) (23-5) — Heidelberg (Ohio) 69-56
- Wittenberg (Ohio) (25-2)

*Heidelberg (Ohio) 70-49

Atlantic
- Kean (N.J.) (21-4) — Montclair State (N.J.) 52-49
- Montclair State (N.J.) (22-5)

West
- * Concordia (Minn.) (22-4) — Concordia (Minn.) 76-63
- Colorado College (17-7)

Concordia (Minn.) 81-77 OT

South
- St. Thomas (Minnesota) (22-4) — St. Thomas (Minnesota) 78-49
- Cal State San Bernadino (23-3)

Centre (Ky.) 70-65

South
- * Centre (Ky.) (19-6) — Centre (Ky.) 95-80
- Marymount (Virginia) (19-7)

*Centre (Ky.) 73-63

South
- Maryville (Tennessee) (22-4) — Maryville (Tennessee) 64-62
- Roanoke (Va.) (23-4)

Central
- * Washington (Mo.) (25-1) — Buena Vista (Iowa) 78-71
- Buena Vista (Iowa) (21-5)

Buena Vista (Iowa) 78-63

Great Lakes
- Wartburg (Iowa) (21-4) — Wartburg (Iowa) 72-57
- Augustana (Ill.) (21-3)

*Hope (Mich.) 85-79 OT

Great Lakes
- * Hope (Mich.) (19-2) — Hope (Mich.) 73-60
- St. Benedict (Minn.) (21-5)

*Hope (Mich.) 68-67

Great Lakes
- Wisconsin-Eau Claire (20-5) — Wisconsin-Oshkosh 68-65
- Wisconsin-Oshkosh (16-6)

Semifinals March 16

St. John Fisher 77-54

Hope (Mich.) 75-62

Semifinals March 16

Heidelberg (Ohio) — March 17 — Centre (Ky.) — Heidelberg (Ohio) 71-60 — Third Place

Finals March 17

Hope (Mich.) 65-63 — NATIONAL CHAMPION

*All rounds will be conducted on campus.

NCAA 6797-11/89

NCAA CHAMPIONSHIP

1991 National Collegiate Division III Women's BASKETBALL CHAMPIONSHIP

Regionals March 1 or 2 | **Sectionals** March 8-9 | **Finals*** March 15-16

*St. John Fisher (NY) (26-2)
East
Buffalo St. (NY) (21-5)
St. John Fisher (NY) (26-2) 74-66

Kean (NJ) (23-2)
Atlantic
*Frostburg St. (MD) (26-1)
Frostburg St. (MD) (26-1) 61-57

St. John Fisher (NY) (26-2) 79-50

*New York U (19-7)
East
Hartwick (NY) (20-7)
Hartwick (NY) (20-7) 55-54 (OT)

*Capital (OH) (24-2)
Atlantic
Muskingum (OH) (24-4)
*Muskingum (OH) (24-4) 76-74

Muskingum(OH) (24-4) 67-57

Atlantic

Muskingum (OH) (24-4) 81-70

*Washington (MO) (21-5)
Central
Augustana (Ill) (19-4)
Washington(MO) (21-5) 69-62

*Maryville (TN) (21-5)
South
Centre (KY) (17-6)
Maryville (TN) (21-5) 88-80

Washington U (MO) (21-5) 73-59

*Luther (IA) (17-8)
Central
Wartburg (IA) (20-6)
Luther (IA) (17-8) 78-54

*Roanoke (VA) (26-1)
South
Marymount (VA) (21-6)
*Roanoke (VA) 26-1) 86-66

Roanoke (VA) (26-1) 84-74

South

Washington U (MO) (21-5) 67-51

*Susquehanna (PA) (22-4)
Mid-Atlantic
Carnegie Mellon (PA) (21-5)
Susquehanna (PA) (22-4) 70-54

Southern Maine (21-6)
Northeast
*Salem St. (MA) (24-4)
Southern Maine (21-6) 60-57

Southern Maine (21-6) 83-74

Franklin-Marshall (PA) (21-5)
Mid-Atlantic
*Moravian (PA) (26-2)
Moravian (PA) (26-2) 81-76

E. Connecticut (18-5)
Northeast
*W. Connecticut (21-5)
*E. Conneticut (18-5) 62-50

E. Connecticut (18-5) 71-62

Northeast

E. Connecticut (18-5) 63-62

UW Stevens Point (15-6)
Great Lakes
*UW Oshkosh (20-4)
UW Oshkosh (20-4) 67-62

St. Benedict's (MN) (20-6)
West
*St. Thomas (MN) (24-2)
*St. Thomas (MN) (24-2) 76-62

St. Thomas (MN) (24-2) 87-63

Calvin (MI) (18-7)
Great Lakes
*Adrian (MI) (21-3)
Adrian ((MI) (21-3) 57-50

Gustavus (MN) (18-7)
West
*Concordia (MN) (19-7)
Concordia (MN) (19-7) 75-62

Concordia (MN) (19-7) 100-75

West

*St. Thomas (MN) (24-2) 76-62

Semifinals March 15

Muskingum (OH) 85-60

St. Thomas (MN) 91-55

Washington U (MO)
March 16
Eastern Connecticut
Eastern Connecticut (83-74)
Third Place

Finals March 16

St. Thomas (MN) (73-55)
NATIONAL CHAMPION

*All rounds will be conducted on campus.

NCAA 7702-12/90

NCAA CHAMPIONSHIP

1992 National Collegiate Division III Women's BASKETBALL CHAMPIONSHIP

Regionals March 6 or 7 | **Sectionals** March 13-14 | **Finals*** March 20-21

*Eastern Conn. St. (22-4) — Northeast
Emmanuel (MA) (20-4)
Eastern Conn. St., (23-4) 81-72

*Albany (N.Y.) (21-4) — East
William Smith (NY) (24-3)
*Albany (N.Y.) (22-4) 65-42

Eastern Conn. St., (24-4) 69-57

*Southern Maine (24-3) — Northeast
Clark (Mass.) (22-4)
Southern Maine, (25-3) 73-61

*Cortland St. (NY) (23-4) — East
St. John Fisher (N.Y.) (22-3)
Cortland St. (N.Y.), (24-4) 65-51

Southern Maine, (26-3) 50-49

East: Eastern Conn. St., (25-4) 63-56

*Capital (OH) (27-1) — Atlantic
Glassboro St. (NJ) (23-4)
Capital (Ohio), (28-1) 106-51

*Susquehanna (PA) (21-5) — Mid-Atlantic
Scranton (PA) (21-4)
Scranton (Pa.) (22-4) 67-66 OT

Capital (Ohio), (29-1) 80-56

*Ohio Wesleyan (23-1) — Atlantic
Muskingum (OH) (21-7)
Muskingum (Ohio), (22-7) 81-68

*Moravian (PA) (27-1) — Mid-Atlantic
Western Conn. St. (21-4)
*Moravian (Pa.) (28-1) 84-53

Moravian (Pa.), (29-1) 104-90

Mid-Atlantic: *Moravian (Pa.), (30-1) 85-76

Semifinals March 20: Moravian (Pa.) (31-1) 74-67

*Maryville (Tenn.) (24-3) — South
Roanoke (VA) (23-3)
Roanoke (Va.), (24-4) 73-71

Alma (MI) (19-3) — Great Lakes
*Adrian (MI) (20-4)
Alma (Mich.), (20-3) 92-77

Alma (Mich.), (21-3) 69-60

Marymount (Va.) (24-3) — South
*Chris. Newport (VA) (21-5)
Chris. Newport (Va.), (22-5) 73-71

*Wis.-Eau Claire (21-4) — Great Lakes
Wis.-Oshkosh (18-5)
*Wis.-Eau Claire (22-4) 83-81 OT

Wis.-Eau Claire, (23-4) 90-74

Great Lakes: Alma (Mich.), (22-3) 83-73

*St. Thomas (Minn.) (26-0) — West
St. Olaf (MN) (19-6)
St. Thomas (Minn.), (27-0) 89-60

*Washington (Mo.) (22-4) — Central
Luther (IA) (20-5)
Luther (Iowa) (21-5) 101-79

Luther (Iowa), (22-5) 61-60

*St. Benedict (MN) (21-5) — West
Concordia-M'head (MN) (18-8)
St. Benedict (Minn.), (22-5) 86-76

*Wartburg (IA) (21-3) — Central
Wis.-Stout (19-6)
*Wartburg (Iowa) (23-3) 90-72

Wartburg (Iowa), (23-3) 74-64

Central: Luther (Iowa), (23-5) 70-61

Semifinals March 20: Alma (Mich.) (23-3) 81-80

E. Conn. State — Luther (IA) — March 21 — Luther (IA) — Third Place 79-74

Finals March 21: Alma (Mich.) (24-3) — NATIONAL CHAMPION 79-75

*All rounds will be conducted on campus.

NCAA 8321-10/91

1993 National Collegiate Division III Women's BASKETBALL CHAMPIONSHIP

*All rounds will be conducted on campus.

** Host

NCAA 8989-10/92

1994 National Collegiate Division III Women's BASKETBALL CHAMPIONSHIP

MAR 2 1 1994

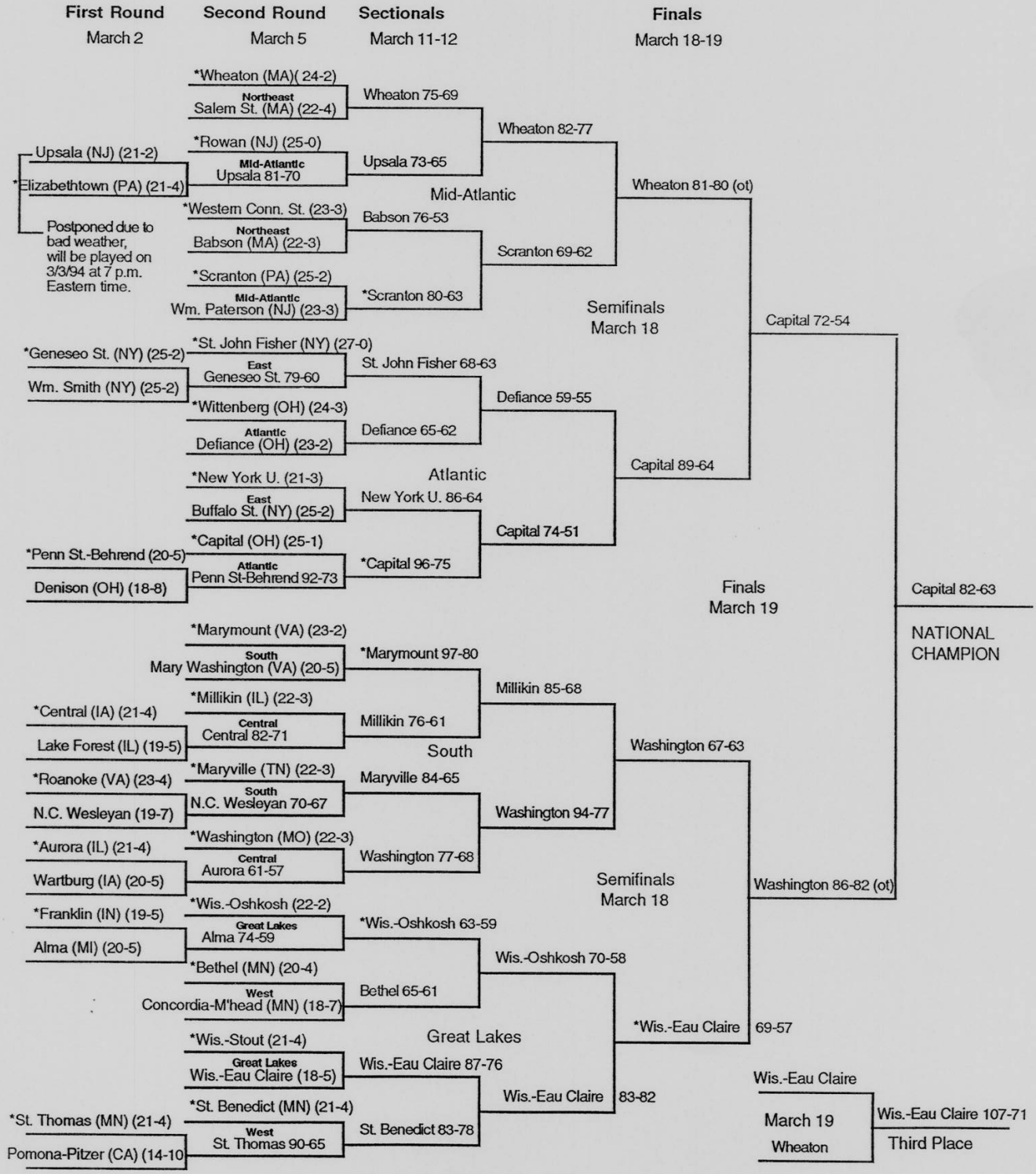

1995 National Collegiate Division III Women's BASKETBALL CHAMPIONSHIP

Play-In March 1 | Second Round March 4 | Sectionals March 10-11 | Semifinal March 17 | Final March 18 | Semifinal March 17 | Sectionals March 10-11 | Second Round March 4 | Play-In March 1

NORTHEAST

*Salem St. (24-2)
Westfield St. (MA (21-6)
Plymouth St. (NH) (21-6)
*Clark (MA) (18-7)
*New York U. (21-4)
Brockport St. (NY) (17-8)
Binghamton (NY) (19-7)
*St. John Fisher (NY) (27-0)
*Southern Me. (23-3)
Trinity (CT) (20-3)
Middlebury (VT) (18-5)
*Wheaton (MA) (22-4)
*Wm. Smith (NY) (22-2)
Buffalo St. (NY) (20-7)
Hartwick (NY) (20-7)
*Geneseo St. (NY) (24-1)

Northeast: *Salem St. 69-64 Clark (MA); *New York U. 67-61 St. John Fisher
East: Trinity (CT) 66-63 *Wheaton (MA); William Smith 84-65 *Geneseo St.

*Salem St. 76-56; New York U. 70-62
Wheaton (MA) 80-76; Geneseo St. 81-66

*Salem St. 81-78; Geneseo St. 69-66

Salem St. 76-65

SOUTH

*Maryville (TN) (21-4)
Trinity (TX) (19-5)
Roanoke (VA) (22-5)
*Ferrum (VA) (18-8)
*Franklin (IN) (23-1)
Manchester (IN) (15-8)
Hope College (MI) (20-6)
*Wis.-Oshkosh (23-2)
*Marymount (VA) (23-4)
Chris. Newport (VA) (17-8)
Millsaps (MS) (19-6)
*Emory (GA) (19-5)
*Wis.-Whitewater (19-6)
Wis.-River Falls (17-8)
Beloit (WI) (17-7)
*Wis.-Eau Claire (21-4)

South: *Maryville (TN) 90-72 Roanoke; Marymount (VA) 91-79 *Emory
Great Lakes: *Franklin 78-69 Wis.-Oshkosh; Wis.-Whitewater 72-71 *Wis.-Eau Claire

*Maryville (TN) 90-59; Emory 95-79
Wis.-Oshkosh 61-57; Wis.-Eau Claire 74-64

Wis.-Oshkosh 83-67; Wis.-Eau Claire 88-57

Wis.-Oshkosh 86-80

National Champion

Capital 59-55 Wis.-Oshkosh

Capital 68-59; Wis.-Oshkosh 82-69

St. Thomas (MN) March 18 Salem St. — St. Thomas (MN) 82-79 — Third Place

ATLANTIC

Capital 75-60 St. Thomas (MN) 67-65

Wm. Paterson 59-58 *Capital 94-79

Wm. Paterson 80-55 *Mount Union 73-63

Johns Hopkins 75-58 Capital 74-40

Gettysburg 73-65 *Wm. Paterson 82-41
Defiance 80-58 *Mount Union 70-63
*Johns Hopkins 77-67 Montclair St. 77-68
Waynesburg 68-66 *Capital 74-50

Mid-Atlantic: Gettysburg 73-65 *Wm. Paterson; *Johns Hopkins 77-67 Montclair St.
Atlantic: Defiance 80-58 *Mount Union; Waynesburg 68-66 *Capital

*Scranton (PA) (24-1)
Gettysburg (PA) (19-4)
Cabrini (PA) (24-2)
*Wm. Paterson (NJ) (21-4)
*Wittenberg (OH) (25-2)
Defiance (OH) (21-4)
Mount Union (OH) (22-5)
*Ohio Wesleyan (22-5)
*Johns Hopkins (MD) (20-6)
Ursinus (PA) (21-4)
Montclair St. (NJ) (19-6)
*Elizabethtown (PA) (23-4)
*Salisbury St. (MD) (21-6)
Waynesburg (PA) (20-4)
Wash. and Jeff. (PA) (16-6)
*Capital (Ohio) (27-0)

WEST

St. Thomas (MN) 67-58 St. Benedict 80-46

Millikin 66-58 *St. Thomas (MN) 82-52

Aurora 75-63 St. Benedict 71-56

*Millikin 70-53 Central (Iowa) 70-65
Claremont-M-S 63-54 *St. Thomas (MN) 66-54
Aurora 72-68 *Washington (MO) 75-69
Concordia-M'head 54-50 *St. Benedict 69-57

Central: *Millikin 70-53 Central (Iowa); Aurora 72-68 *Washington (MO)
West: Claremont-M-S 63-54 *St. Thomas (MN); Concordia-M'head 54-50 *St. Benedict

*Millikin (IL) (21-4)
Chicago (IL) 19-6)
Central (Iowa) (17-6)
*Buena Vista (IA) (18-6)
*Claremont-M-S (CA) (21-4)
Cal Lutheran (23-2)
Gust. Adolphus (MN) (16-9)
*St. Thomas (MN) (20-5)
*Luther (IA) (20-5)
Aurora (IL) (20-5)
Ill.-Wesleyan (20-5)
*Washington (MO)(19-6)
*Concordia-M'head (MN) (19-6)
Bethel (MN) (17-7)
UC San Diego (CA) (18-6)
*St. Benedict (MN) (24-1)

*Host

All rounds will be conducted on campus

NCAA/10/21/94/dmc

1996 National Collegiate Division III Women's BASKETBALL CHAMPIONSHIP

First Round February	Second Round March 2	Sectionals March 8-9	Semifinals March 15	Final March 16
*Southern Maine (23-3)	*Southern Maine 66-48	Southern Maine 73-52	Mount Union 66-61	Wisconsin-Oshkosh 66-50
Regis (MA) (23-3)	Northeast	Mount Union 79-62		
Worcester Tech (MA) (22-5)	Worcester Tech 63-58			
*Westfield State (MA) (22-5)				
*Capital (OH) (22-4)	*Capital 71-65	Mount Union 65-62		
Muskingum (OH) (20-6)	Atlantic			
Wittenberg (OH) (21-6)	Mount Union 64-51			
*Mount Union (OH) (20-7)				
*Middlebury (VT) (20-4)	Middlebury 67-54	Salem State 58-55		
Emmanuel (MA) (22-4)	Northeast	Defiance 84-58		
Eastern Conn. St. (19-8)	*Salem State 69-47			
*Salem State (MA) (23-3)				
Salisbury (MD) (18-8)	Salisbury 77-53	* Defiance 94-64		
*Goucher (MD) (17-9)	Atlantic			
Baldwin-Wallace (OH) (18-8)	*Defiance 84-73			
*Defiance (OH) (25-0)				
*Randolph-Macon (VA) (26-1)	*Randolph-Macon 91-74	*Randolph-Macon 99-66	St. Thomas 65-57	
Shenandoah (VA) (13-14)	South	Bethel 96-77		
Hendrix (AR) (21-4)	Millsaps 65-57			
*Millsaps (MS) (22-3)				
*Claremont-Mudd-Scripps (CA) (19-7)	Claremont-Mudd-Scripps 62-61	Bethel 74-63		
La Verne (CA) (15-10)	West			
Concordia-M'head (MN) (20-5)	*Bethel 64-60			
*Bethel (MN) (19-5)				
*Maryville (TN) (18-5)	Maryville 77-76	Marymount 81-69		
Roanoke (VA) (21-6)	South	St. Thomas 67-62		
Trinity (TX) (16-9)	*Marymount 92-53			
*Marymount (VA) (25-2)				
*UC San Diego (18-6)	UC San Diego 58-57	St. Thomas 66-42		
Pomona-Pitzer (CA) (17-8)	West			
St. Benedict (MN) (19-6)	*St. Thomas 68-52			
*St. Thomas (MN) (23-2)				

ATLANTIC

SOUTH

Semifinals March 15	Final March 16	Semifinals March 15	Sectionals March 8-9	Second Round March 2	First Round February 28
Mount Union 71-57		New York University 68-63	Rowan 97-69	Rowan 90-65	*Rowan 81-68
				Mid-Atlantic	Messiah 75-65
				William Smith 85-68	*William Smith 83-61
				East	Geneseo State 71-66
		*Wisconsin-Oshkosh 62-57	New York University 77-48	Scranton 75-62	Johns Hopkins 70-58
				Mid-Atlantic	*Scranton 85-74
				* New York University 82-41	St. John Fisher 60-59
				East	*New York University 96-43
			Wisconsin-Eau Claire 90-71	* Millikin 74-59	*Millikin 74-43
				Central	Luther 91-76
				Wisconsin-Eau Claire 68-47	*Wis.-Eau Claire 70-41
				Great Lakes	Calvin 60-50
			Wisconsin-Oshkosh 75-53	Washington 68-62	Wheaton 72-71
				Central	*Washington 68-63
				Wisconsin-Oshkosh 69-50	Beloit 47-44
				Great Lakes	*Wisconsin-Oshkosh 77-45

EAST

CENTRAL

National Champion

St. Thomas — March 16 — New York University — St. Thomas 75-51 — Third Place

*Rounds will be conducted on campus

NCAA/3/18/96/pjw

1997 National Collegiate Division III Women's BASKETBALL CHAMPIONSHIP

EAST

First Round (March 5) / Second Round (March 8)

- *New York University (23-1) / Nazareth (NY) (17-8) — *New York University 66-50 East St. John Fisher 75-62 DOT
- St. John Fisher (NY) (21-5) / *Hartwick (NY) (21-6)
- *Rowan (NJ) (24-2) / Frostburg State (MD) (23-2) — *Rowan 77-47 Atlantic William Paterson 81-69
- Gallaudet (DC) (19-8) / *William Paterson (NJ) (22-4)
- *Binghamton (NY) (23-3) / Ithaca (NY) (19-7) — Ithaca 73-66 East *William Smith 84-62
- Geneseo State (NY) (21-6) / *William Smith (NY) (24-0)
- *Colby-Sawyer (NH) (23-4) / New Jersey (17-8) — New Jersey 80-71 Atlantic *Marymount 79-58
- Staten Island (NY) (22-5) / *Marymount (VA) (26-1)

Sectionals (March 14-15)

- *New York University 75-46
- William Paterson 60-58
- William Smith 81-57
- Marymount 64-52

Semifinals (March 21)

- New York University 84-74
- William Smith 80-75

Final (March 22)

- *New York University 75-53

MID-ATLANTIC

First Round (March 5) / Second Round (March 8)

- *Clark (MA) (24-3) / Emmanuel (MA) (21-6) — Emmanuel 88-81 Northeast *W. Conn. State 86-65
- *W.Conn. State (23-4) / Bates (ME) (20-4)
- *Elizabethtown (PA) (20-7) / Allentown (PA) (21-6) — *Elizabethtown 69-61 Mid-Atlantic Johns Hopkins 66-45
- Cabrini (PA) (21-4) / *Johns Hopkins (MD) (22-4)
- *Salem State (MA) (23-3) / Williams (MA) (19-4) — Williams 80-66 Northeast *Southern Maine 53-51
- Trinity (CT) (18-5) / *Southern Maine (23-3)
- *Alvernia (PA) (21-5) / Lycoming (PA) (17-9) — Alvernia 63-45 Mid-Atlantic *Scranton 83-54
- Muhlenberg (PA) (18-7) / *Scranton (PA) (24-3)

Sectionals (March 14-15)

- W. Conn. State 76-52
- Johns Hopkins 64-57
- Southern Maine 68-61
- *Scranton 66-63

Semifinals (March 21)

- Johns Hopkins 76-66
- Scranton 70-61

Final (March 22)

- Scranton 65-54

Final (March 22)

- New York University 72-70 — National Champion
- New York University 84-72
- Capital / Scranton — March 22 — Capital 70-48 — Third Place

*Rounds will be conducted on campus

GREAT LAKES

First Round (March 5) / Second Round (March 8)

- *Defiance (OH) (25-0) / Hanover (IN) (17-9) — *Defiance 92-51 Great Lakes Alma 66-59
- Kenyon (OH) (26-1) / *Alma (MI) (22-5)
- *Buena Vista (IA) (21-4) / Bethel (MN) (16-8) — *Buena Vista 88-77 OT West UC San Diego 74-50
- Pomona-Pitzer (CA) (19-6) / *UC San Diego (19-5)
- *Baldwin Wallace (OH) (23-4) / Calvin (MI) (22-3) — Calvin 58-55 Great Lakes *Capital 80-46
- Bethany (WV) (22-3) / *Capital (OH) (24-3)
- *St. Benedict (MN) (20-5) / Chapman (CA) (19-6) — St. Benedict 97-59 West *St. Thomas 89-47
- Luther (IA) (17-7) / *St. Thomas (MN) (24-1)

Sectionals (March 14-15)

- *Defiance 85-72
- Buena Vista 80-77
- Capital 66-44
- St. Thomas 95-67

Semifinals (March 21)

- Defiance 90-80
- Capital 70-64

Final (March 22)

- Capital 79-62

CENTRAL

First Round (March 5) / Second Round (March 8)

- *Millikin (IL) (22-2) / Washington (MO) (19-6) — *Millikin 61-53 Central Wisconsin-Stout 65-60
- Wheaton (IL) (21-4) / *Wisconsin-Stout (18-7)
- *Emory (GA) (18-6) / Greensboro (NC) (19-8) — *Emory 70-51 South Hendrix 76-54
- Savannah A&D (GA) (20-5) / *Hendrix (AR) (22-3)
- *Wisconsin-Oshkosh (22-3) / Blackburn (IL) (13-12) — Wisconsin-Oshkosh 89-52 Central *Wisconsin-Eau Claire 78-57
- Beloit (WI) (20-4) / *Wisconsin-Eau Claire (22-3)
- *Bridgewater (VA) (21-5) / Christopher Newport (VA) (20-6) — *Bridgewater 82-72 South Thomas More 80-76
- Thomas More (KY) (18-6) / *Roanoke (VA) (25-2)

Sectionals (March 14-15)

- *Millikin 81-77
- Emory 40-36
- Wisconsin-Eau Claire 63-56
- Thomas More 83-81

Semifinals (March 21)

- Millikin 51-43
- Wisconsin-Eau Claire 90-55

Final (March 22)

- Wisconsin-Eau Claire 77-63
- Wisconsin-Eau Claire 67-63

NCAA/3/9/97/pjw

1998 NCAA Division III Women's BASKETBALL CHAMPIONSHIP

NORTHEAST

First Round March 4 / **Second Round** March 7 / **Sectionals** March 13-14

- *Allentown (PA) (20-7) vs Muhlenberg (PA) (17-9) — Mid-Atlantic Muhlenberg (53-45)
- *Salem State (MA) (22-4) vs Clark (MA) (20-7) — Northeast Salem State (89-76)
- *John's Hopkins (MD) (22-4) — Mid-Atlantic
- *Bates (ME) (21-3) — Northeast
- John's Hopkins (68-44) vs Bates (71-67)
- John's Hopkins (69-56)
- *Scranton (PA) (20-5) — Mid-Atlantic
- *Alvernia (PA) (21-5) vs Wash. & Jeff. (PA) (16-7) — Mid-Atlantic Alvernia (83-65)
- *W. Conn. State (21-6) vs Middlebury (VT) (20-4) — Northeast W. Conn. State (67-45)
- *Southern Maine (25-2) — Northeast
- Scranton (68-52) vs *Southern Maine (79-62)
- Southern Maine (76-72)
- *Southern Maine (81-72)

WEST

- *Mount Union (OH) (25-2) — Great Lakes
- *Calvin College (MI) (22-4) vs Wittenberg (OH) (22-5) — Great Lakes Calvin College (56-47)
- *UC San Diego (22-3) vs Cal Lutheran (17-7) — UC San Diego (62-56)
- *St. Benedict (MN) (24-1) — West
- Mt. Union (57-56) vs St. Benedict (73-47)
- Mt. Union (79-74)
- *De Pauw (IN) (22-4) — Great Lakes
- *Baldwin-Wallace (OH) vs Hope (MI) (16-10) — Great Lakes Baldwin-Wallace (75-71)
- *Luther (IA) (20-5) vs Central (IA) (17-7) — Central (65-51)
- *St. Thomas (MN) (24-1) — West
- De Pauw (70-63) vs *St. Thomas (85-56)
- St. Thomas (80-61)
- Mt. Union (67-63)

Semifinals March 20: 8 p.m. EST at Southern Maine

Final March 21: Washington (77-69) — National Champion — 7 p.m. EST

Southern Maine (79-66) vs Mt. Union (67-63)

Rowan — March 21 — Mt. Union

Mt. Union (68-64) — Third Place

ATLANTIC

First Round March 4 / **Second Round** March 7 / **Sectionals** March 13-14

- *Oneonta (25-2) vs Elmira (20-6) — East Elmira (62-58)
- *Binghamton (NY) (22-2) — East
- Elmira (82-73) vs Wm. Paterson (69-57)
- *Colby-Sawyer (22-4) vs College of New Jersey (63-35) — Atlantic
- *College of New Jersey (18-7)
- *William Paterson (NJ) (23-3) — Atlantic
- Wm. Paterson (60-48)
- *Nazareth (NY) (15-10) vs William Smith (76-52) — East William Smith
- *William Smith (NY) (22-2) — East
- New York University (70-54) vs *Rowan (95-60)
- *New York University (21-4)
- *Mary Washington (20-7) vs Mary Washington (56-43) — Atlantic
- *St. Mary's (MD) (20-7)
- *Rowan (24-2) — Atlantic
- Rowan (57-52)
- Rowan (66-43)

SOUTH

- *Austin (TX) (19-6) vs Southwestern (TX) (15-10)
- Austin (69-51) vs *Randolph-Macon (VA) (21-5) — South
- *Randolph-Macon (VA) (21-5) — South
- Austin (64-52)
- *Wis.-Oshkosh (24-1) — Central
- *Wis.-Eau Claire (21-4) vs Beloit (WI) (23-1)
- Wis.-Eau Claire (86-81) (2 OT) — Central
- Wis. Oskosh (65-49)
- Wis. Oshkosh (57-44)
- *Millikin (IL) (24-0) vs Wheaton (IL) (19-6)
- *Washington (MO) (23-2) — Central Millikin (68-58)
- Washington (66-54)
- *Christopher Newport (23-3) vs Roanoke (VA) (18-9)
- Christopher Newport (77-57) — South
- *Bridgewater (VA) (23-4) — South
- *Bridgewater (90-87)
- Washington (82-36)
- Washington (53-45)

Semifinals March 20: 6 p.m. EST at Southern Maine

All rounds will be conducted on campus

*Host institution

Cindy Smith/3/23/98

1999 National Collegiate Division III Women's BASKETBALL CHAMPIONSHIP

First Round March 3	Second Round March 6	Quarterfinals March 12-13	Semifinals March 19	Final March 20	Semifinals March 19	Quarterfinals March 12-13	Second Round March 6	First Round March 3

Semifinals and Final
O'Neill Center
Danbury, Connecticut
March 19-20

NORTHEAST

*College of New Jersey (25-1)
*St. Mary's (Md.) 20-7
Gallaudet (D.C.) (22-5)
*Southern Maine (24-3)
Babson (Mass.) (19-8)
*Salem State (Mass.) (25-1)

Atlantic: Gallaudet (80-73)
Northeast: Southern Maine (56-43)
Gallaudet (81-71)
Salem State (53-46)
Salem State (75-65)

*Rowan (N.J.) (21-5)
*Colby-Sawyer (N.H.) (24-3)
Hunter (N.Y.) (22-5)
*Bowdoin (Maine) (18-5)
Bates (Maine) (20-4)
*Williams (Mass.) (23-1)

Atlantic: Colby-Sawyer (74-60)
Northeast: Bowdoin (49-44)
Rowan (72-50)
*Williams (72-58)
Williams (62-56)

Salem State (76-60)

WEST

*DePauw (Ind.) (21-4)
*Randolph-Macon (Va.) (23-4)
Austin (Texas) (19-6)
*Wartburg (Iowa) (20-4)
St. Thomas (Minn.) (21-3)
*St. Benedict (Minn.) (24-1)

South: Austin (77-49)
West: St. Thomas (67-41)
De Pauw (67-62)
*St. Benedict (76-68)
St. Benedict (78-67)

*Hardin-Simmons (Texas) (23-3)
*Bridgewater (Va.) (22-5)
North Carolina Wesleyan (18-9)
Cal Lutheran (22-4)
*Pacific Lutheran (Wash.) (19-5)
*Simpson (Iowa) (24-1)

South: N. C. Wesleyan (69-60)
West: Pacific Lutheran (56-54)
Hardin-Simmons (84-62)
Pacific Lutheran (60-57)
Pacific Lutheran (54-34)

St. Benedict (61-55)

6 p.m. ET

WASHINGTON (74-65)

National Champion
7 p.m. Eastern time

St. Benedict (74-54)

Salem
March 20
Scranton

Salem (75-65)
Third Place
5 p.m. ET

Washington (74-65)

8 p.m. ET

MID-ATLANTIC

*New York University (22-3)
St. Lawrence (N.Y.) (22-5)
*Elmira (N.Y.) (21-6)
*Johns Hopkins (Md.) (22-4)
Cabrini (Pa.) (20-7)
*Elizabethtown (Pa.) (24-3)

East: St. Lawrence (61-52)
Mid-Atlantic: Johns Hopkins (61-53)
New York University (59-48)
Elizabethtown (77-53)
New York University (87-70)

*Cortland State (N.Y.) (25-2)
*William Smith (N.Y.) (21-3)
Hartwick (N.Y.) (17-9)
*Susquehana (Pa.) (17-9)
Gwynedd-Mercy (Pa.) (23-4)
*Scranton (Pa.) (25-2)

East: William Smith (62-47)
Mid-Atlantic: Gwynedd-Mercy (66-63) (OT)
William Smith (64-56)
*Scranton (75-64)
Scranton (64-47)

Scranton (81-60)

GREAT LAKES

*Washington (Mo.) (25-0)
*Lakeland (Wis.) (23-3)
Wheaton (Ill.) (18-7)
*Capital (Ohio) (22-4)
Hope (Mich.) (20-6)
*Defiance (Ohio) (22-4)

Central: Wheaton (58-50)
Great Lakes: Capital (86-75)
Washington (75-38)
Capital (82-72)
Washington (77-70) (OT)

*Wisconsin-Oshkosh (25-1)
*Wisconsin-Eau Claire (22-4)
Lawrence (Wis.) (17-7)
*Calvin (Mich.) (22-5)
Ohio Wesleyan (21-6)
*Baldwin-Wallace (Ohio) (26-1)

Central: Wisconsin-EauClaire (82-57)
Great Lakes: Calvin (60-50)
Wisconsin-Oshkosh (70-60)
*Calvin (75-67)
Wisconsin-Oshkosh (61-59)

Washington (56-55)

First and Second Rounds and Quarterfinals will be conducted on campus.

NCAA/3/22/99/cmc

2000 National Collegiate Division III Women's Basketball

* First Round March 1	*Second Round March 4		* Sectionals March 10-11	Semifinals March 17	Final March 18	Semifinals March 17	* Sectionals March 10-11	*Second Round March 4	* First Round March 1
Johns Hopkins (MD)	Allentown	King's (62-54)	Scranton (49-45)	Scranton (72-59)	Semifinals and Final O'Neill Center Danbury, Connecticut March 17-18	So. Maine (65-62)	So. Maine (77-61)	Bates (ME)	Clark (MA)
King's (PA)	**Mid-Atlantic**	King's (60-57)						**Northeast**	Norwich (VT)
Messiah	King's (60-57)	Messiah (71-66)						Clark (63-58)	Salem State (MA)
Bethany (WV)	Messiah (71-66)	Scranton (67-43)						Salem St. (55-48)	Wellesley (MA)
	Mid-Atlantic							**Northeast**	
	Scranton (PA)							Southern Maine	
St. John Fisher (NY)	Cortland St.	SJ Fisher (66-55)	St. Law. (67-62) OT		SouthernMaine (49-42)		Rowan (70-44)	Rowan (NJ)	Salisbury St. (MD)
Mount St. Mary (NY)	**East**	SJ Fisher (66-55)						**Atlantic**	Staten Island (NY)
William Smith (NY)	SJ Fisher (66-55)	Wm Smith (78-52)						Salisbury (80-63)	Richard Stockton (NJ)
Gwynedd Mercy (PA)	Wm Smith (78-52)	St. Lawrence (49-43)						R. Stockton (80-45)	Centenary (NJ)
	East							**Atlantic**	
	St. Lawrence (NY)							Eastern Nazerene (MA)	
Wilmington (OH)	Baldwin-Wallace	Bald-Wall (77-72)	B-W (76-72) 2OT		Washington (79-33) National Champion		St. Thomas (76-64)	St. Thomas (MN)	Pacific Lutheran (CA)
Kenyon (OH)	**Great Lakes**	Wilmington (64-46)						**West**	Whitworth (WA)
Calvin (MI)	Wilmington (64-46)	Calvin (68-42)						P. Lutheran (50-46)	George Fox (OR)
Lake Forest (IL)	Calvin (68-42)	Calvin (64-63)						George Fox (63-51)	Linfield (OR)
	Great Lakes							**West**	
	Capital (OH)							Cal. Lutheran (72-66)	California Lutheran
Wisc. Lutheran	Washington (MO)	Washington (67-46)	Washington (81-63)	Washington (86-71)	Washington (64-30)	St. Thomas (68-56)	Hard-Simm (62-60)	McMurry (62-47)	McMurry (TX)
Wisc. OshKosh	**Central**	Wisc.-Oshkosh (54-38)						**South**	Simpson (CA)
Millikin (IL)	Wisc.-Oshkosh (54-38)	Millikin (77-54)						Hendrix (56-44)	Hendrix (AK)
Fontbonne (MO)	Millikin (77-54)	Wisc-EC (75-38)						Roanoke (69-55)	Maryville (TN)
	Central							**South**	Roanoke (VA)
	Wisc. Eau Claire							Hardin Simmons (TX)	Shenandoah (VA)

Scranton — St. Thomas (66-56) — St. Thomas

March 18 — Third Place

2001 NCAA Division III Women's BASKETBALL CHAMPIONSHIP

First Round February 28	Second Round March 3	Sectionals March 9-10	Semifinals March 16	Final March 17
* Rensselaer (23-4)	* New York U. (24-1)	* New York U. 89-47	Emmanuel 74-70 (ot)	Washington 78-62
Mt. St. Mary (N.Y.) (17-9)	Mt. St. Mary 66-54	New York U. 64-60		
* Eastern Conn. St. (22-3)	Bowdoin 61-53	Bowdoin 72-65 (ot)		
Bowdoin (19-7)	* Salem State (23-3)			
* Springfield (23-4)	* Emmanuel (Mass.) (25-2)	Emmanuel 79-56	Washington 83-71	Washington 67-45
Southern Maine (20-6)	Springfield 60-49	Emmanuel 87-70		
* St. Lawrence (23-4)	Cortland State 62-60	Cortland State 70-64		
Cortland State (25-2)	* Oneonta State (26-1)			
* Fontbonne (19-6)	* Millikin (23-2)	Fontbonne 69-56	Messiah 70-57	
Rockford (17-8)	Fontbonne 83-47	Wartburg 82-78		
* Neb. Wesleyan (14-9)	Neb. Wesleyan 73-51	Wartburg 85-71		
Carleton (22-4)	* Wartburg 86-78			
* Wartburg (23-4)	* George Fox (23-2)	* St. Thomas 64-52	Ohio Wesleyan 70-64	
Chapman (17-8)	St. Thomas 69-59	Washington 65-58		
* St. Thomas (Minn.) (23-3)	* Wis.-Eau Claire (22-5)	Wis.-Eau Claire 71-43		
Claremont-M-S (19-6)	Lakeland (24-3)	Washington 87-67		
* Washington (Mo.) (23-2)				

NATIONAL CHAMPION

Third Place
March 17

Emmanuel
Ohio Wesleyan

Semifinals March 16	Sectionals March 9-10	Second Round March 3	First Round February 28
Messiah 72-61	Col. of New Jersey 68-45	* Col. of New Jersey (23-3)	
	* Col. of New Jersey 68-58	Ithaca 79-61	* Ithaca (19-7)
			New England (17-10)
	Elizabethtown 79-58	Swarthmore 66-55	* Swarthmore (22-4)
			Gwynedd-Mercy (22-5)
		* Elizabethtown (19-5)	
Messiah 97-86 (2 ot)	Messiah 68-61	* King's (Pa.) (19-6)	
		Messiah 70-58	* Messiah (22-4)
			Bethany (W.Va.) (17-9)
	Marymount 64-59	Marymount 85-65	* Marymount (Va.) (21-6)
			Staten Island (20-7)
		* Salisbury State (24-3)	
Ohio Wesleyan 71-64	Ohio Wesleyan 72-71	* Hope (25-2)	
		Ohio Wesleyan 67-55	* Lake Forest (20-4)
			Ohio Wesleyan (21-6)
	Centre 63-57	Centre 87-86	* Centre (20-5)
			Thomas More (13-11)
		* Maryville 77-65	* Maryville (Tenn.) (21-4)
			Chris. Newport (15-11)
Ohio Wesleyan 66-64	Baldwin-Wallace 78-71	* Hardin-Simmons (21-5)	
	Hardin-Simmons 106-77	Guilford 80-57	* Guilford (21-6)
			Meredith (16-5)
	* Baldwin-Wallace 82-63	Defiance 90-59	* Defiance (22-4)
			Penn St.-Behrend (18-7)
		* Baldwin-Wallace (25-2)	

*** - Host Institution**
All preliminary rounds played at campus sites.

2002 NCAA Division III Women's BASKETBALL CHAMPIONSHIP

* First-and second-round & sectional games will be played on the campus of one of the participating institutions.

2003 NCAA Division III Women's BASKETBALL CHAMPIONSHIP

* First-and second-round & sectional games will be played on the campus of one of the participating institutions.

2004 NCAA Division III Women's BASKETBALL CHAMPIONSHIP

First Round March 3	Second Round March 6	Sectionals March 12-13	Semifinals March 19	Final March 20	Semifinals March 19	Sectionals March 12-13	Second Round March 6	First Round March 3
* Union (N.Y.) (23-3)	* New York U. (22-3)	New York U. 69-50	Rochester 77-68	Wilmington 74-63	Bowdoin 71-58	Scranton 68-51	Scranton 60-58	* Scranton (25-2)
Mt. St. Mary (N.Y.) (22-5)	Union 78-47						Gwynedd-Mercy 66-52	* Gwynedd-Mercy (25-3)
* Ithaca (23-3)	Cortland St. 64-60	Rochester 65-50						Widener (18-9)
Cortland St. (24-4)							Wittenberg 81-49	* Wittenberg (23-5)
	* Rochester (21-4)		Rochester 61-57			Wittenberg 51-48		Penn St.-Behrend (25-3)
							* Messiah (23-3)	
	* Marymount (Va.) (24-4)	* Marymount 73-57				Bowdoin 59-55	* Bowdoin (26-0)	
* Johns Hopkins (23-3)	Johns Hopkins 71-53		Marymount 68-64				* Bowdoin 57-44	
Alvernia (21-7)							Salve Regina 61-58	* Salve Regina (24-4)
* McDaniel (23-3)	* McDaniel 71-64	McDaniel 70-65						Emmanuel (Mass.) (24-4)
Pitt.-Greensburg (22-6)							Salem St. 78-67	* Salem St. (23-3)
* TCNJ (18-8)	TCNJ 60-52					Southern Me. 80-57		Clark (Mass.) (21-6)
Hunter (18-10)							* Southern Me. 73-47	Husson (23-5)
				Wilmington 59-53				* Southern Me. (27-1)
	* Franklin (23-4)	Wilmington 75-60					* Wis.-Stevens Point (25-3)	
* Wilmington (Ohio) (21-6)	Wilmington 66-62		Wilmington 78-75			* Wis.-Stevens Point 84-66		
Albion (23-5)							Ripon 69-51	* Ripon (21-4)
* DePauw (25-3)	DePauw 88-44	* Thomas More 68-63				Wis.-Stevens Point 83-76		Wheaton (Ill.) (21-6)
Aurora (11-17)							Millikin 69-53	* Millikin (21-5)
				Bowdoin 64-59		Washington (Mo) 72-59		Maryville (Mo.) (23-2)
	* Thomas More (20-5)						* Washington (Mo.) (21-4)	
			Wilmington 63-60		Wis.-Stevens Point 72-67			
	Puget Sound (21-4)	Puget Sound 61-53					* Hardin-Simmons (25-2)	
* Chapman (20-4)	* Chapman 57-47		Puget Sound 70-66			Hardin-Simmons 96-72		
Claremont-M-S (21-5)							Maryville 101-51	* Maryville (Tenn.) (21-6)
* Carleton (24-3)	Carleton 58-42	Buena Vista 69-61						Mary Baldwin (19-8)
Lakeland (22-5)						Hardin-Simmons 91-64		
				Rochester 64-63			Chris. Newport 61-60	* Bethany (W.V.) (23-4)
	* Buena Vista (26-2)					East. Mennonite 63-62		Chris. Newport (20-8)
							* East. Mennonite (24-3)	

NATIONAL CHAMPION

Third Place
March 20

Rochester
Wis.-Stevens Point

* First-and second-round & sectional games will be played on the campus of one of the participating institutions.

2005 NCAA Division III Women's BASKETBALL CHAMPIONSHIP

Official NCAA® Corporate Champions

The NCAA opposes all sports wagering. This bracket should not be used for sweepstakes, contests, office pools or other gambling activities.
©2004 National Collegiate Athletic Association — No commercial use without the NCAA's written permission.

NCAAsports.com

2006 NCAA Division III Women's Basketball Championship

*First-and second-round & sectional games will be played on the campus of one of the participating institutions.

First Round March 3	Second Round March 4	Sectionals March 10-11	Semifinals March 17	Finals March 18	Semifinals March 17
*Mary Washington(27-1)	Mary Washington(79-41)	Mary Washington(68-48)	Bowdoin(62-54)	Southern Me. 56-53	Southern Me. 74-65
TCNJ(19-8)					
Muhlenberg(24-2)	Muhlenberg(57-50)				
Wesleyan(Conn.)(18-7)					
*Bowdoin(24-2)	Bowdoin(73-54)	Bowdoin(59-56)			
Colby-Sawyer(23-4)					
Brandeis(19-4)	Brandeis (63-59)				
Salem State(23-4)					
*Southern Me.(27-1)	Southern Me.(81-41)	*Southern Me.(72-42)	Southern Me. 68-55		
Maine Maritime(23-5)					
Me.-Farmington(24-4)	Norwich (76-63)				
Norwich(23-4)					
Mt.St.Mary(N.Y.)(25-3)	Baruch (66-64)	Bridgewater (Va.) 72-49			
Baruch(22-6)					
Bates(19-8)	Bridgewater (Va.)(71-69OT)				
Bridgewater(Va.)(22-6)					
*Randolph-Macon(25-2)	Randolph-Macon(83-57)	Randolph-Macon(79-61)	Randolph-Macon 80-71	Hardin-Simmons 72-56	Hope 69-56
Hood(15-10)					
Moravian(21-6)	Greensboro(93-80)				
Greensboro(22-6)					
*Simpson(23-4)	Simpson(73-70)	Wis.-Stout(78-68)			
St. Benedict(21-5)					
Concordia-M'head(21-6)	Wis.-Stout(61-37)				
Wis.-Stout(20-7)					
*Pacific Lutheran(22-3)	Pacific Lutheran(72-54)	*Pacific Lutheran(62-50)	Hardin-Simmons 76-72		
Chapman(19-6)					
Puget Sound(22-5)	Puget Sound(74-62)				
Cal Lutheran(19-6)					
*McMurry(26-2)	Hardin-Simmons(64-53)	Hardin-Simmons(73-64)			
Hardin-Simmons(20-5)					
Howard Payne(23-4)	Howard Payne(71-53)				
Trinity(Texas)(20-7)					

Hope 69-56

National Champion

Springfield, Mass.
3pm ET-CSTV Live

Hope 59-56

Sectionals March 10-11	Second Round March 4	First Round March 3
Baldwin-Wallace(71-65)	*Baldwin-Wallace(73-69)	*Baldwin-Wallace(24-4)
		Oswego St.(21-6)
	William Smith(69-62)	St.John Fisher(25-2)
		William Smith(21-5)
Williams(71-67)	Messiah(70-56)	*Messiah(25-2)
		Springfield(22-6)
	Williams(63-56)	Williams(21-5)
		New York U.(18-7)
*Scranton(80-72)	Scranton(78-55)	*Scranton(26-1)
		Marymount(Va.)(20-8)
	Gwynedd-Mercy(72-68)	Gwynedd-Mercy(24-3)
		Richard Stockton(22-5)
Rochester(57-54)	*Rochester(83-65)	*Rochester(18-1)
		Cortland State(23-4)
	Medaille(73-55)	Medaille(25-1)
		Wash&Jeff(22-4)
*DePauw(86-58)	*DePauw(27-1)	
	Maryville(Tenn)(93-61)	*Maryville(Tenn.)(22-6)
		Oglethorpe(21-6)
Wheaton(Ill.)(75-48)	Wheaton(Ill.)(66-50)	*Wheaton(Ill.)(23-4)
		Rockford(21-6)
	Maryville (Mo.)(48-41)	Lakeland(21-7)
		Maryville(Mo.)(23-4)
Wash.-St.Louis(78-66)	Wash.-St.Louis(70-54)	*Wash.-St.Louis(23-2)
		Manchester(20-7)
	Carroll (Wis.)(64-57)	Carroll(Wis.)(21-4)
		Calvin(23-4)
Hope(75-56)	Hope(72-51)	Hope(27-1)
		Denison(22-6)
	Capital(61-54)	Franklin(24-4)
		*Capital(25-3)

Sectionals March 10-11	Second Round March 4	First Round March 3
Baldwin-Wallace(71-65)	Baldwin-Wallace(71-65)	Scranton 50-41
Scranton 66-63	*Scranton(80-72)	Hope 76-60
DePauw(69-60)	Wheaton(Ill.)(75-48)	Hope(92-89)

*Brackets with a first-round bye will play first-round game on March 1 and second round game on March 4

2007 NCAA Division III Women's BASKETBALL CHAMPIONSHIP

*Brackets with a first-round bye will play first-round game on February 28 and second round game on March 3

First Round March 2	Second Round March 3	Sectionals March 9-10	Semifinals March 16	Final March 17	Semifinals March 16	Sectionals March 9-10	Second Round March 3	First Round March 2
* Bowdoin (26-1)	Bowdoin 74-57	Bowdoin 77-52	Bowdoin 63-53	Mary Washington 64-59	Washington-St. Louis 57-48	Puget Sound 47-44	Howard Payne 76-37	* Howard Payne (27-1)
Mount Holyoke (21-7)								
Maine Maritime (25-3)	Keene State 61-51						Chapman 108-97 OT	* Chapman (22-5)
Keene State (21-6)								La Verne (19-6)
* Cortland State (25-2)	Cortland State 72-67	Rochester 68-51		DePauw 67-61		Puget Sound 51-48	George Fox 61-47	* George Fox (18-6)
Medaille (23-4)								Gustavus Adolphus (22-5)
Rochester (20-5)	Rochester 65-57						Puget Sound 69-57	Puget Sound (21-6)
St. Lawrence (24-3)								McMurry (24-4)
* Mary Washington (26-2)	Mary Washington 66-30	Mary Washington 77-61	Mary Washington 48-45			* Luther 74-50	Luther 72-51	* Luther (22-4)
Notre Dame (Md.) (18-6)								Concordia (WI) (23-3)
Dickinson (22-5)	Chris. Newport 52-49						Carroll 86-59	Carroll (21-4)
Chris. Newport (20-8)								Illinois Wesleyan (22-5)
Mt. St. Mary (N.Y.) (24-4)	Hamilton 58-55	* Scranton 58-52				Washington-St. Louis 59-58	Washington-St. Louis 54-52	Washington-St. Louis (20-5)
Hamilton (19-7)								Manchester (21-6)
Lehman (19-9)	Scranton 64-43					Washington-St. Louis 58-47	Lake Forest 65-61	Maryville (Mo.) (22-5)
* Scranton (25-2)								* Lake Forest (23-2)
* Emmanuel (Mass.) (27-1)	Emmanuel 80-67	* Emmanuel 71-66	DePauw 74-50	DEPAUW 55-52		Kean 89-84	Messiah 77-65	* Messiah (25-2)
Salve Regina (22-6)								Westminster (Pa.) (22-6)
Brandeis (19-5)	Brandeis 90-66						Kean 62-51	Kean (24-3)
Maine-Farmington (25-3)								Keuka (18-7)
* DePauw (25-3)	DePauw 73-54	DePauw 74-66			Kean 68-60		Randolph-Macon 83-68	* Randolph-Macon (24-4)
Transylvania (19-8)								Piedmont (18-7)
Denison (24-4)	Denison 82-66					Randolph-Macon 74-59	William Paterson 69-61	McDaniel (23-3)
Hope (24-3)								William Paterson (22-5)
* Wilmington (Ohio) (24-4)	Wilmington (Ohio) 76-54	Calvin 73-67	DePauw 74-61			Simpson 81-58	Simpson 91-86	* UW-Stout (23-5)
Oglethorpe (21-7)								Simpson (21-6)
Calvin (25-2)	Calvin 53-38						Wheaton (Ill.) 79-75 2OT	St. Benedict (22-5)
Thomas More (22-4)								Wheaton (Ill.) (19-7)
Fitchburg State (25-2)	Fitchburg State 79-60	Southern Maine 66-54	Calvin 60-56			* New York U. 72-60	Gwynedd-Mercy 83-74	Gwynedd-Mercy (25-2)
Norwich (24-3)								Ithaca (16-11)
Williams (20-6)	Southern Maine 68-62						New York U. 84-50	Ursinus (19-9)
* Southern Maine (25-2)								* New York U. (23-2)

NATIONAL CHAMPION

Championship Game- Live CSTV

Washington-St. Louis 72-53

NYU 76-64

Third Place
March 17

* First-and second-round & sectional games will be played on the campus of one of the participating institutions.

2008 NCAA Division III Women's
BASKETBALL CHAMPIONSHIP

First Round March 7	Second Round March 8	Sectionals March 14-15	Semifinals March 21	Final March 22	Semifinals March 21	Sectionals March 14-15	Second Round March 8	First Round March 7
Cabrini (21-6)	Messiah 63-34	*Messiah 64-49	Messiah 73-61	Messiah 80-60	Howard Payne 53-49	Howard Payne 79-64	Howard Payne* (28-0)	
Messiah* (25-2)							McMurry 71-67	Trinity (Tex.) (20-6)
Wm. Paterson (20-6)	St. Lawrence 64-57							McMurry* (24-4)
St. Lawrence (23-4)					Howard Payne 69-42	DesSales 74-55	DeSales 56-48	Muhlenberg (21-6) *
Eastern Conn. St. (24-4)	Rochester 71-66	Rochester 69-50						DeSales (24-3)
Rochester (20-5)							Salem St. 73-63	Salem St. (21-6)
Medaille (25-2)	Medaille 56-54							Marymount (Va.) (23-5)
Scranton* (20-5)			Messiah 55-49			George Fox 72-66	Puget Sound 74-58	La Verne (20-7)
Wheaton (Mass.) (22-6)	Tufts 71-67	Tufts 54-38						Puget Sound* (22-4)
Tufts (23-3)							George Fox 71-55	Chapman (24-3)
Albright (20-6)	Mt. St. Mary (N.Y.) 75-62				Hope 47-40			George Fox (23-4)
Mt. St. Mary (N.Y.)* (25-2)		Tufts 48-45				Hope 68-48	Baldwin-Wallace 83-53	D'Youville (22-5)
Bridgewater (Va.) (15-13)	TCNJ 65-52	Mary Washington 56-50						Baldwin-Wallace* (26-2)
TCNJ (21-6)							Hope 76-47	Juniata (18-9)
Baruch (22-6)	Mary Washington 73-58							Hope (27-0)
Mary Washington* (26-2)				Howard Payne, 68-54		Simpson 70-63	Simpson 73-64	Gust. Adolphus (18-9)
Brandeis (18-7)	Brandeis 74-71	*Kean 95-61						Simpson* (25-2)
Southern Me. (25-3)							Wis.-Eau Claire 61-52	Carleton (19-9)
Utica (17-10)	Kean 83-76							Wis.- Eau Claire (22-6)
Kean* (25-3)		Kean 70-56			Wis.-Whitewater 96-69			
St. Thomas (Minn.) (20-7)	Chicago 62-59	Chicago 65-52				Wis.-Whitewater* 87-63	Wis.-Whitewater 77-60	Manchester (19-8)
Chicago (20-5)								Wis.-Whitewater (24-3)
St. Norbert (21-4)	St. Norbert 71-57						Ill. Wesleyan 111-77	Maryville (Mo.) (24-3)
Wis.-Stevens Point* (24-4)								Ill. Wesleyan* (25-2)
Colby-Sawyer (21-7)	William Smith 76-72	William Smith 78-73	Oglethorpe 98-86		Wis.-Whitewater 83-80	Amherst 61-60	Amherst 78-32	Becker (18-10)
William Smith (23-3) *								Amherst (25-2)
Emmanuel (Mass.) (22-6)	Brockport St. 68-64						Bowdoin 64-49	Bowdoin (18-8)
Brockport St. (24-4)		Oglethorpe 69-63						Bridgewater St.* (22-4)
Piedmont (24-3)	Oglethrope 91-78	Oglethorpe 65-55			DePauw 68-63			
Oglethorpe (23-5)						DePauw 73-66	Washington-St.Louis 73-72	Washington-St.Louis (18-7)
Greensboro (21-7)	Thomas More 76-63							Wilmington (Ohio) (21-7)
Thomas More* (28-0)							DePauw 70-53	Denison (18-10)
								DePauw* (25-3)

NATIONAL CHAMPION

Championship Game- Live CSTV at 6 p.m.

Howard Payne 69-59

Third Place
March 22

Oglethorpe

Wis.-Whitewater 80-67

Wis.-Whitewater

* First-and second-round & sectional games will be played on the campus of one of the participating institutions.

2009 NCAA® Division III Women's BASKETBALL CHAMPIONSHIP

First Round March 4 or 6	Second Round March 7	Sectionals March 13-14	Semifinals March 20	Final March 21	Semifinals March 20	Sectionals March 13-14	Second Round March 7	First Round March 4 or 6
Chapman (19-8)*	George Fox (27-0)	George Fox 83-40	George Fox 71-56	George Fox (67-52)	Washington-St. Louis 58-53	Ill. Wesleyan 77-64	Ill. Wesleyan 80-63**	Ill. Wesleyan 80-51
Occidental (22-5)	Chapman 70-65							Ohio Wesleyan (17-11)
Oglethorpe (25-3)*	Oglethorpe 68-65	Oglethorpe 67-40					Wis.-Eau Claire 62-50	Wis.-Eau Claire (23-5)
Maryville (Tenn.) (19-8)								DePauw (22-5)
Greensboro (26-2)	Greensboro 77-70						Wis.-Stevens Point 78-58	Wis.-Stevens Point 77-62
Mississippi Col. (22-4)								Maryville (Mo.) (22-5)
Messiah (22-4)*	Messiah 81-46	Thomas More 57-50**	Hope 67-51				Concordia (Wis.) 76-72	Concordia-M'head (19-8)
Eastern Conn. St. (25-3)								Concordia (Wis.) (22-5)
Thomas More (26-2)	Thomas More 76-61					St. Benedict 67-59	St. Benedict 55-42	St. Benedict (24-3)*
Randolph-Macon (23-5)								Ripon (17-8)
Hope (25-1)*	Hope 87-64	Hope 69-53					Wis.-Whitewater 69-59	Wis.-Whitewater (22-4)
Wash. & Jeff. (24-4)								Simpson (24-3)
Baldwin-Wallace (21-7)	Baldwin-Wallace 52-44					Washington-St. Louis 56-43	Washington-St. Louis 77-72	Washington-St. Louis (21-4)*
Pitt.-Greensburg (24-2)								Capital (22-5)
Scranton (23-4)*	Scranton 73-42	Scranton 51-45	Scranton 50-46				Washington-St. Louis 83-57	Transylvania 65-52
Keuka (17-7)								Howard Payne (23-5)
St. Lawrence (19-7)	Cortland St. 71-55					Amherst 76-37**	Amherst 77-54	Amherst (25-2)*
Cortland St. (23-4)								Babson (20-8)
York (Pa.) (25-2)*	York (Pa.) 75-61	York (Pa.) 90-73					Emmanuel (Mass.) 55-49	Southern Me. (22-6)
Chris. Newport (22-6)								Emmanuel (21-7)
Cabrini (23-4)	Baruch 72-58					New York U. 71-57	New York U. 80-55	New York U. (21-4)*
Baruch (23-5)								Salve Regina (20-8)
Moravian (21-6)*	Tufts 80-70	TCNJ 57-55	TCNJ 54-48				Stevens Institute 59-50	Mary Washington (23-5)
Tufts (21-4)								Stevens Institute (22-5)
TCNJ (23-4)	TCNJ 64-51					Brandeis 79-52	Brandeis 62-49	Brandeis (17-7)*
DeSales (23-4)								Western Conn. St. (21-5)
Rochester (22-3)*	Rochester 67-56	Rochester 66-59**	TCNJ 70-58				Mt. St. Mary (N.Y.) 56-46	Mt. St. Mary (N.Y.) (23-4)
Widener (18-9)								Brockport (19-9)
Kean (21-7)	Kean 74-60					Muhlenberg 58-57	Bowdoin 72-31	Bowdoin (24-4)*
Marymount (Va.) (20-6)								Castleton (17-11)
							Muhlenberg 80-63	Muhlenberg (24-3)
								Westfield St. (22-4)

Semifinals
De Vos Fieldhouse
Holland, Michigan
Host: Hope College

Semifinals
De Vos Fieldhouse
Holland, Michigan
Host: Hope College

2009 BASKETBALL CHAMPIONSHIP
DIVISION III WOMEN'S BASKETBALL
HOLLAND, MICHIGAN

George Fox
(67-52)

George Fox
NATIONAL CHAMPION
(60-53)

Washington
(65-49)

Final
Live on CBS CSN, 1 p.m.

Amherst 68-54

Amherst 74-51

Brandeis 82-70

· **Host Institution**
* First-/Second-Round Host, March 4 or 6 and 7
** Sectional Host, March 13 and 14

at&t Coca-Cola PONTIAC

Official NCAA® Corporate Champions

The NCAA opposes all sports wagering. This bracket should not be used for sweepstakes, contests, office pools or other gambling activities.

©2009 National Collegiate Athletic Association — No commercial use without the NCAA's written permission. The NCAA trademark is owned or licensed by the National Collegiate Athletic Association. All other licenses or trademarks are property of their respective holders.

NCAA.com

2010 NCAA Division III Women's BASKETBALL CHAMPIONSHIP

First Round March 5	Second Round March 6	Sectionals March 12-13	Semifinals March 19	Final March 20
Amherst (27-0)*	Amherst 68-47	Amherst 76-49*	Amherst 80-65	Washington-St. Louis 86-75
MCLA (18-9)				
Southern Me. (20-8)	Southern Me. 74-63	Amherst 71-66		
Rensselaer (17-10)				
Ithaca (22-5)*	DeSales 62-53	Williams 94-77		
DeSales (18-9)				
Mt. St. Mary (NY) (22-5)	Williams 62-56			
Williams (18-7)				
Moravian (25-2)*	Utica 64-61	Gettysburg 71-55		
Utica (21-6)				
Farmingdale St. (25-1)	Gettysburg 68-57	Babson 71-68		
Gettysburg (22-4)				
Colby (23-4)*	Colby 62-59	Babson 76-73		
Husson (19-8)				
Emmanuel (MA) (22-5)	Babson 76-56			
Babson (25-3)				
George Fox (25-2)*	George Fox 65-45	George Fox 59-37		
Louisiana Col. (24-2)				
Puget Sound (23-4)	Puget Sound 54-42	George Fox 55-48		
Redlands (22-5)				
Wis.-Whitewater (20-7)*	Wis.-Whitewater 91-73	Carthage 79-74		
St. Thomas (MN) (21-7)				
Carthage (22-4)	Carthage 73-60	Washington-St. Louis 76-57	Washington-St. Louis 59-52	
Northland (18-8)				
Washington-St. Louis (23-2)	Washington-St. Louis 81-67	Washington-St. Louis 80-64*		
Maryville (TN) (22-5)				
Thomas More (25-3)*	Thomas More 68-49	Mount Union 62-61		
Fontbonne (18-9)				
Messiah (23-4)*	Messiah 64-55			
Neumann (20-6)				
Mount Union (24-4)	Mount Union 71-48			
Wash. & Jeff. (23-4)				

*indicates host site

NATIONAL CHAMPION

Washington-St. Louis 65-59

3 p.m. Eastern time/2 p.m. Central
CBS College Sports Network

Hope 76-65

Third Place
March 20

Amherst — Amherst 56-44 — Rochester (NY)

Noon Eastern time/11 a.m. Central time

* First-and second-round & sectional games will are played on the campus of one of the participating institutions.

Semifinals March 19	Sectionals March 12-13	Second Round March 6	First Round March 5
Rochester (NY) 68-65	Kean 62-51	Kean 75-56*	Kean 105-68
			Kean (26-1)*
			Penn St.-Berks (19-9)
		Tufts 71-59	Tufts (20-5)
			Muhlenberg (21-5)
		Bowdoin 65-43	Bowdoin 67-53
			Bowdoin (20-6)*
			Baruch (23-5)
		Western Conn. St. 59-41	Western Conn. St. (22-5)
			U New England (23-5)
	Rochester (NY) 74-69	Chris. Newport 72-48	Chris. Newport 68-51
			Chris. Newport (28-0)*
			Wash. & Lee (18-9)
		Roanoke 77-66	Roanoke (23-3)
			McDaniel (20-6)
		Rochester (NY) 61-54	Mary Washington 84-53
			Wm. Paterson (25-2)
			Mary Washington (21-5)
		Rochester (NY) 66-47	Rochester (NY) (19-6)*
			SUNY Cortland (25-3)
Hope 71-64	Wis.-Stevens Point 77-76	Ill. Wesleyan 83-53*	Ill. Wesleyan 76-52
			Ill. Wesleyan (26-1)*
			Franklin (21-6)
		Simpson 66-53	Simpson (22-5)
			Chicago (19-6)
		Wis.-Stevens Point 71-58	Wis.-Stevens Point 86-64
			Wis.-Stevens Point (21-6)
			Minn.-Morris (19-7)
		St. Norbert 78-67	St. Norbert (22-3)*
			Calvin (24-4)
	Hope 53-46	Hope 68-54	Hope 68-40
			Hope (27-1)*
			Denison (21-7)
		DePauw 79-46	DePauw (25-3)
			Lakeland (22-6)
		Marymount (VA) 74-44	Marymount (VA) 57-41
			Marymount (VA) (26-1)*
			Scranton (22-5)
		Medaille 64-63	Lebanon Valley (23-4)
			Medaille (25-2)

2011 NCAA Division III Women's BASKETBALL CHAMPIONSHIP

First Round March 4	Second Round March 5	Sectionals March 11-12	Semifinals March 18	Final March 19
***Chapman (22-5)**	Louisiana College 61-60			
Louisiana College (24-3)		George Fox 63-47		
George Fox (22-5)	George Fox 53-46			
Occidental (19-8)			George Fox 71-63	
***Wis.-Stevens Point (25-2)**	Wis.-Stevens Point 79-69			
St. Norbert (23-2)		***Wis.-Stevens Point 82-75**		
Simpson (21-6)	Simpson 59-56			
Concordia-Moorhead (21-6)				Illinois Wesleyan 61-60
***Coe (24-3)**	Coe 78-53			
Minnesota-Morris (21-6)		Coe 79-56		
Lewis & Clark (21-6)	Howard Payne 84-66			
Howard Payne (21-7)			Illinois Wesleyan 77-74	
***Illinois Wesleyan (23-4)**	Illinois Wesleyan 82-70			
Webster (17-10)		Illinois Wesleyan 84-69		
Wis.-La Crosse (20-7)	Wisconsin Lutheran 73-59			
Wisconsin Lutheran (25-3)				Washington-St. Louis
***Thomas More (28-0)**	Thomas More 53-44			
Piedmont (20-8)		***Thomas More 76-63**		
Wis.-Whitewater (21-6)	Mount Union 69-55			
Mount Union (25-3)			Washington-St. Louis 72-53	
***Hope (26-2)**	Hope 77-65			
DePauw (25-3)		Washington-St. Louis 56-52		
Denison (28-0)	Washington-St. Louis			
Washington-St. Louis (20-5)				Washington-St. Louis 63-58
***Calvin (24-4)**	Calvin 73-37			
LaRoche (23-4)		Chicago 67-62		
Chicago (22-3)	Chicago 76-62			
Hanover (25-1)			Chicago 87-61	
***Juniata (21-6)**	Juniata 62-45			
Gallaudet (24-3)		Greensboro 57-55		
Greensboro (26-2)	Greensboro 83-66			
St. Vincent (24-4)				

Semifinals March 18	Sectionals March 11-12	Second Round March 5	First Round March 4
			***William Paterson (24-3)**
		William Paterson 81-47	
	William Paterson 58-53		Keuka (24-2)
			Colby (21-5)
		Colby 58-48	
			Stevens Institute (21-6)
Lebanon Valley 83-61			***Lebanon Valley (25-2)**
		Lebanon Valley 83-68	
	***Lebanon Valley 73-56**		Neumann (20-7)
			Randolph-Macon (22-6)
		Randolph-Macon 80-69	
			Bridgewater St. (19-7)
Christopher Newport 62-50			***Christopher Newport (25-3)**
		Christopher Newport 81-52	
	Christopher Newport 81-62		York (PA) (16-12)
			Johns Hopkins (21-5)
		Johns Hopkins 76-68	
			Richard Stockton (17-9)
Christopher Newport 80-76			***Kean (22-4)**
		Kean 80-49	
	Kean 82-64		Vassar (16-11)
			Messiah (19-7)
		Western Conn. St. 65-44	
			Western Conn. St. (23-3)
			***Amherst (26-1)**
		Amherst 102-44	
	***Amherst 76-54**		Husson (16-11)
			Baruch (23-5)
		Eastern Conn. St. 76-65	
			Eastern Conn. St. (20-8)
Amherst 79-60			***Rochester (NY) (20-5)**
		Rochester 70-52	
	Muhlenberg 74-69		Daniel Webster (18-10)
			Williams (21-5)
		Muhlenberg 64-63	
			Muhlenberg (21-5)
			***Bowdoin (22-5)**
		Bowdoin 74-64	
	Bowdoin 61-53		Salve Regina (25-3)
			Emmanuel (MA) (21-7)
		Mt. St. Mary (NY) 73-50	
			Mt. St. Mary (NY) (25-2)
			***SUNY Geneseo (26-3)**
		SUNY Geneseo 62-51	
	Babson 65-53		DeSales (19-8)
			Medaille (22-4)
		Babson 78-58	
			Babson (27-0)

Amherst 64-55

NATIONAL CHAMPION

Amherst

Amherst 68-49

Third Place
March 19

Illinois Wesleyan

Chris. Newport 64-58

Christopher Newport

* First-and second-round & sectional games will be played on the campus of one of the participating institutions.

2012 NCAA Division III Women's BASKETBALL CHAMPIONSHIP

First Round March 2	Second Round March 3	Sectionals March 9-10	Semifinals March 16	Final March 17
*Amherst (27-0)	Amherst 84-30	*Amherst 61-48	Amherst 79-55	Amherst 84-61
St. Joseph's (Brkln) (13-13)				
Babson (25-2)	Babson 68-59			
Bridgewater St. (19-7)				
*Juniata (25-2)	Juniata 84-57	York (PA) 90-81		
Castleton (22-5)				
St. Vincent (22-6)	York (PA) 86-66			
York (PA) (22-5)				
*Rhode Island Col. (24-3)	Rhode Island Col. 69-54	Emmanuel (MA) 57-52	Emmanuel (MA) 67-56	George Fox 76-69
Baruch (19-9)				
Hartwick (22-5)	Emmaunuel (MA) 68-61			
Emmanuel (MA) (22-6)				
Wm. Paterson (25-2)	Wm. Paterson 79-44	King's (PA) 64-63		
Salve Regina (19-9)				
*King's (PA) (22-5)	King's (PA) 56-42			
SUNY Oneonta (19-8)				
*Mary Washington (27-0)	Mary Washington 39-32	*Mary Washington 53-50	Mary Washington 46-41	Ill. Wesleyan 57-48
Keuka (20-5)				
Messiah (21-5)	Messiah 73-50			
Kean (22-5)				
*Lebanon Valley (24-3)	Lebanon Valley 73-68	Lebanon Valley 70-53		
Vassar (18-9)				
Mt. St. Mary (NY) (24-3)	Mt. St. Mary (NY) 63-62			
Gwynedd-Mercy (20-7)				
*Ithaca (23-4)	Ithaca 84-37	Bowdoin 55-51	George Fox 71-55	George Fox 68-45
Elms (20-8)				
Southern Me. (21-6)	Bowdoin 75-68			
Bowdoin (19-7)				
*George Fox (27-0)	George Fox 58-35	George Fox 52-50		
Cal Lutheran (18-9)				
Lewis & Clark (24-3)	Lewis & Clark 83-65			
Concordia (TX) (23-4)				

Semifinals March 16	Sectionals March 9-10	Second Round March 3	First Round March 2
Ill. Wesleyan 77-69	Carthage 71-61	Carthage 53-48	DePauw 66-46	*DePauw (26-1)
				Westminster (MO) (22-4)
		Carthage 74-68	Wis.-Whitewater (22-6)
			Carthage (20-7)
		Centre 57-55	Centre 59-47	*Centre (24-3)
				Guilford (22-6)
			Washington-St. Louis 79-64	Washington-St. Louis (20-5)
				Ferrum (23-5)
	Ill. Wesleyan 70-69	Ill. Wesleyan 87-50	Thomas More 94-91	*Thomas More (24-4)
				Louisiana Col. (24-4)
			Ill. Wesleyan 84-42	Maryville (TN) (21-6)
				Ill. Wesleyan (22-5)
		*Mount Union 61-55	Mount Union 73-63	*Mount Union (26-1)
				La Roche (22-5)
			Muhlenberg 63-54	Muhlenberg (22-5)
				Catholic (22-5)
St. Thomas (MN) 83-72	St. Thomas (MN) 50-47	St. Thomas (MN) 51-45	St. Thomas (MN) 71-58	*St. Thomas (MN) (26-1)
				Martin Luther (20-7)
			Coe 72-61	Coe (20-7)
				Wis.-River Falls (21-6)
		Tufts 55-46	Tufts 61-57	*Tufts (21-6)
				Misericordia (17-10)
			Johns Hopkins 53-51	Johns Hopkins (23-4)
				U New England (22-5)
	Calvin 68-50	Calvin 76-71	Calvin 59-47	*Calvin (25-1)
				Wis.-Lutheran (24-4)
			Wis. Stevens Point 61-58	Wis.-Stevens Point (23-4)
				Franklin (25-2)
		*Chicago 56-52	Chicago 75-68	*Chicago (25-0)
				Monmouth (IL) (16-9)
			Wis.-Eau Claire 69-61	Simpson (21-6)
				Wis.-Eau Claire (20-6)

NATIONAL CHAMPION

7 p.m. EST

Ill. Wesleyan 67-53

Third Place
March 17

Amherst

St. Thomas (MN)

St. Thomas (MN) 87-60

4 p.m. EST

* First-and second-round & sectional games will will be played on the campus of one of the participating institutions.

2013 NCAA Division III Women's BASKETBALL CHAMPIONSHIP

First Round March 1	Second Round March 2	Sectionals March 8-9	Semifinals March 15	Final March 16	Semifinals March 15	Sectionals March 8-9	Second Round March 2	First Round March 1
*Catholic (26-1)	Catholic 52-44	Widener 57-56	Amherst 59-45	Wis.-Whitewater 64-62	DePauw 76-55	*DePauw 78-51	DePauw 73-43	*DePauw (28-0)
Cabrini (24-3)								La Roche (24-2)
FDU-Florham (24-3)	Widener 56-52						Maryville (TN) 68-61	Maryville (TN) (23-4)
Widener (21-5)		Widener 67-52			DePauw 59-42			Otterbein (21-6)
*Messiah (23-4)	Messiah 84-51	Messiah 78-70				Washington-St. Louis 78-75	Rhodes 59-58	Louisiana Coll. (24-4)
Lancaster Bible (22-4)								*Rhodes (24-3)
Gettysburg (21-6)	Wm. Paterson 71-64						Washington-St. Louis 45-40	Washington-St. Louis (20-5)
Wm. Paterson (20-7)								Texas-Dallas (20-8)
*Amherst (26-1)	Amherst 67-39	*Amherst 71-34				Chris. Newport 55-50	Chris. Newport 66-47	*Chris. Newport (26-2)
Farmingdale St. (12-12)								Guilford (24-4)
Bridgewater St. (23-3)	U New England 67-58						Marymount (VA) 55-42	Marymount (VA) (23-4)
U New England (24-4)		Amherst 49-42			Chris. Newport 55-50			East. Mennonite (21-6)
*Tufts (23-2)	Tufts 57-32	Tufts 53-35	Hope College Holland, Michigan 5:30 p.m. ET			Montclair St. 71-51	Montclair St. 87-47	Montclair St. (27-0)
St. Lawrence (19-8)								Regis (MA) (23-4)
SUNY New Paltz (24-3)	Babson 61-45						Lebanon Valley 59-53	*Lebanon Valley (23-4)
Babson (25-2)				DePauw 69-51				Baruch (26-2)
*Cornell College (24-1)	Cornell College 76-54	St. Thomas (MN) 53-52				*Williams 68-60	Rochester (NY) 70-66	*Rochester (NY) (19-6)
St. Scholastica (13-14)								Emmanuel (MA) (23-5)
St. Thomas (MN) (22-5)	St. Thomas (MN) 64-62						Williams 79-59	Scranton (19-8)
Calvin (23-3)		Hope 71-61			Williams 64-60			Williams (22-5)
Ohio Northern (26-1)	Ohio Northern 86-68	Hope 63-48				Ithaca 73-50	Ithaca 56-43	Ithaca (25-2)
Hanover (21-7)								Colby-Sawyer (23-5)
*Hope (26-1)	Hope 64-37			DePauw 59-56			Smith 80-58	*Southern Me. (26-1)
Wheaton (IL) (22-5)								Smith (22-4)
*Simpson (25-2)	Simpson 91-58	Simpson 88-84	Wis.-Whitewater 65-60		Williams 63-53	Whitman 66-57	Lewis & Clark 78-49	*Lewis & Clark (24-3)
Westminster (MO) (17-10)								Trinity (TX) (23-4)
Wis.-Stevens Point (23-5)	Wis.-Stevens Point 72-64						Whitman 61-37	Whitman (20-5)
Concordia-M'head (21-6)		Wis.-Whitewater 76-63			Whitman 66-57			Cal Lutheran (23-4)
*Wis.-Whitewater (21-6)	Wis.-Whitewater 68-48	*Wis.-Whitewater 71-51				Emory 88-62	Huntingdon 84-67	Ferrum (24-4)
Wis. Lutheran (25-2)								Huntingdon (17-9)
Carthage (23-4)	Carthage 72-55						Emory 72-65	Whitworth (21-6)
Thomas More (27-1)								*Emory (22-3)

NATIONAL CHAMPION

Hope College
Holland, Michigan
7 p.m. ET

Third Place
March 16

Williams
Amherst
Williams 57-53

Hope College
Holland, Michigan
4 p.m. EST

Hope College
Holland, Michigan
7:30 p.m. ET

* First-and second-round & sectional games will will be played on the campus of one of the participating institutions.

2014 NCAA Division III Women's BASKETBALL CHAMPIONSHIP

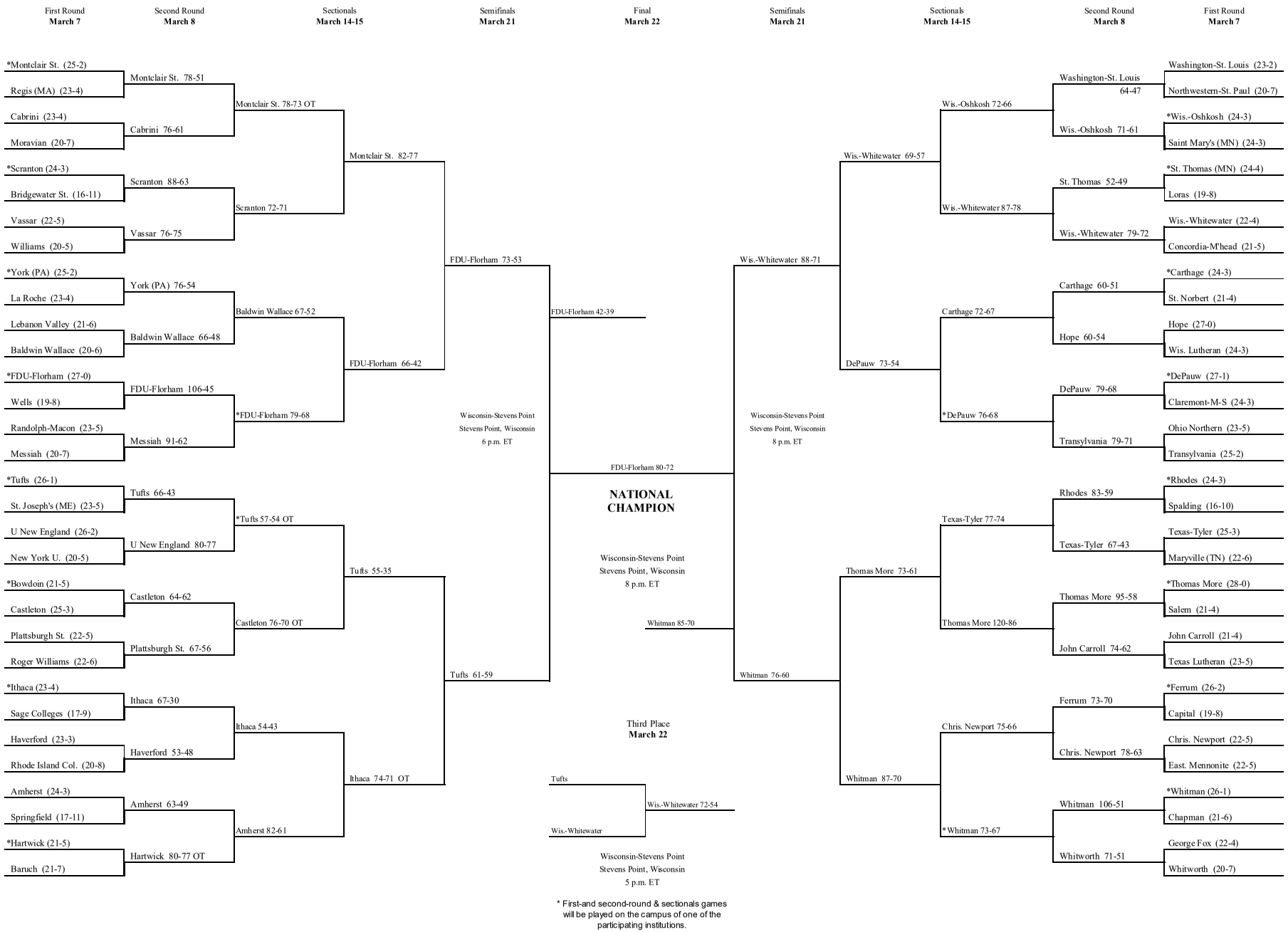

* First-and second-round & sectionals games will be played on the campus of one of the participating institutions.

2015 NCAA Division III Women's Basketball Championship

First Round March 6	Second Round March 7	Sectionals March 13	Sectionals March 14	Semifinals March 20	Championship March 21
*George Fox (27-0)	George Fox 83-25				
Penn St.-Abington (22-5)		George Fox 67-49			
Puget Sound (23-4)	Puget Sound 61-56				
Claremont-M-S (24-3)			George Fox 77-73		
*Texas-Dallas (24-4)	Texas-Dallas 63-38				
Rhodes (20-8)		Texas-Dallas 67-65			
Texas-Tyler (26-2)	Texas-Tyler 75-47				
Southwestern (TX) (15-12)				George Fox 78-63	
*Calvin (27-0)	Calvin 80-66				
Baldwin Wallace (22-6)		*Calvin 91-71			
North Central (IL) (22-5)	Wis.-Oshkosh 87-82				
Wis.-Oshkosh (24-3)			Calvin 71-62		
*DePauw (24-2)	DePauw 83-57				
Hanover (19-8)		DePauw 76-53			
Maryville (TN) (25-3)	Maryville 66-56				
John Carroll (22-4)				Calvin College Grand Rapids, Michigan 7:30 p.m.	
*Montclair St. (26-1)	Montclair St. 78-45				
Regis (MA) (22-5)		*Montclair St. 53-48			
Stevenson (23-3)	Stevenson 67-55				
Williams (20-6)			Montclair St. 61-54		
*Bowdoin (23-4)	Bowdoin 70-57				
Babson (20-8)		Bowdoin 71-66			
Ithaca (22-5)	Ithaca 82-72				
Mt. St. Vincent (22-5)				Montclair St. 68-44	
*Salisbury (25-2)	Salisbury 66-63				
Bridgewater St. (16-10)		Salisbury 61-54			
Stockton (21-6)	Stockton 68-49				
McDaniel (24-3)			Salisbury 63-58		
*NYU (21-4)	NYU 51-50				
Va. Wesleyan (19-9)		Amherst 70-47			
Amherst (23-3)	Amherst 68-51				
Eastern (22-5)					

Semifinals March 20	Sectionals March 14	Sectionals March 13	Second Round March 7	First Round March 6
				*Tufts (26-1)
			Tufts 87-46	
				Pine Manor (13-9)
		*Tufts 72-67 OT		
			St. John Fisher 62-60	St. John Fisher (21-6)
				Skidmore (17-10)
	Tufts 46-31			
			Eastern Conn. St. 50-48	*Scranton (24-3)
		Eastern Conn. St. 71-62		
				Eastern Conn. St. (20-8)
			Baruch 70-59	Stevens (22-4)
				Baruch (24-4)
Tufts 58-52				
			FDU-Florham 84-40	*FDU-Florham (26-1)
				Johnson & Wales (RI) (19-9)
		FDU-Florham 91-75		
			Univ. of New England 54-50	Univ. of New England (23-5)
				Catholic (19-8)
	FDU-Florham 68-54			
			SUNY Geneseo 84-40	*SUNY Geneseo (23-4)
				Castleton (23-4)
		SUNY Geneseo 69-54		
			Muhlenberg 60-57	Cabrini (24-3)
				Muhlenberg (20-7)
Calvin College Grand Rapids, Michigan 5 p.m.				
			Thomas More 83-61	*Thomas More (27-0)
				Greensboro (24-4)
		*Thomas More 85-65		
			East. Mennonite 77-76	East. Mennonite (22-4)
				La Roche (22-5)
	Thomas More 103-90			
			Washington-St. Louis 75-64	*Washington-St. Louis (23-2)
		Washington-St. Louis 80-58		
				Spalding (22-4)
			Wittenberg 80-73	Transylvania (25-2)
				Wittenberg (23-6)
Thomas More 75-58				
			St. Thomas (MN) 70-31	*St. Thomas (MN) (27-0)
				Minn.-Morris (16-11)
		St. Thomas (MN) 60-57		
			Luther 72-61	St. Norbert (22-3)
				Luther (22-5)
	St. Thomas (MN) 55-47			
			Wis. Lutheran 70-67 OT	*Wheaton (IL) (24-3)
				Wis. Lutheran (24-4)
		Hope 72-47		
			Hope 75-63	Hope (23-4)
				Bethel (MN) (21-6)

Championship March 21
George Fox 70-58
Thomas More 83-63
NATIONAL CHAMPION
Calvin College Grand Rapids, Michigan 7:30 p.m.
Thomas More 62-52

Third Place March 21

Montclair St.

Montclair St. 56-43

Tufts

Calvin College Grand Rapids, Michigan 4 p.m.

* Host Institution

All times are Eastern time.

Information subject to change.

First-and second-round & quarterfinals games will be played on the campus of one of the participating institutions.

Second semifinal game will begin 30 minutes after the conclusion of the first game.

© 2015 National Collegiate Athletic Association. No commercial use without the NCAA's written permission.
The NCAA opposes all forms of sports wagering.

NCAA
2016 DIVISION III WOMEN'S
BASKETBALL CHAMPIONSHIP
First Round March 4
Second Round March 5
Sectionals March 11-12
Semifinals March 19
Final April 4
Semifinals March 19
Sectionals March 11-12
Second Round March 5
First Round March 4
*Thomas More (27-0)
La Roche (24-3)
Guilford (21-5)
Mount Union (20-7)
Lynchburg (24-4)
Birmingham-So. (24-3)
*Maryville (TN) (24-3)
Mary Washington (24-4)
*Hope (26-1)
Carnegie Mellon (19-6)
Ohio Northern (22-4)
Denison (23-4)
*Washington-St. Louis (20-5)
Greenville (20-7)
Wis.-Whitewater (19-7)
Bluffton (25-2)
Amherst (26-1)
Eastern Conn. St. (22-6)
*Rowan (22-5)
SUNY New Paltz (21-6)
*Stevens (21-6)
Old Westbury (23-5)
SUNY Geneseo (20-7)
FDU-Florham (21-6)
*Bowdoin (20-6)
Westfield St. (20-7)
NYU (18-7)
Lehman (20-7)
*Rochester (NY) (20-5)
Johnson & Wales (RI) (24-3)
Stockton (21-6)
Clarkson (22-5)
Thomas More 102-67
Guilford 62-57
Birmingham-So. 56-50
Maryville (TN) 67-56
Carnegie Mellon 73-72
Ohio Northern 62-53
Washington-St. Louis 87-48
Wis.-Whitewater 66-54
Amherst 65-47
Rowan 93-75
Stevens 75-50
SUNY Geneseo 51-45
Bowdoin 75-49
NYU 70-63
Rochester (NY) 79-49
Stockton 60-59
*Thomas More 92-49
Maryville (TN) 63-56
Carnegie Mellon 68-65
Washington-St. Louis 62-45
*Amherst 78-57
Stevens 56-60
Bowdoin 62-48
Rochester (NY) 60-59
Thomas More 75-46
Washington-St. Louis 75-69
Amherst 82-48
Rochester (NY) 60-53
Thomas More 88-72
Amherst 78-50
Capital University Columbus, Ohio
Thomas More 74-65
Thomas More 63-51
NATIONAL CHAMPION
Indianapolis
Tufts 63-50
Tufts 57-48
Wartburg 80-74
Capital University Columbus, Ohio
Scranton 82-46
Tufts 62-49
Texas-Tyler 81-77
Wartburg 70-66
*Scranton (60-44
Chris. Newport 65-42
Albright 69-66 OT
Tufts 65-45
George Fox 62-59
Texas-Tyler 80-58
Wartburg 66-56
*St. Thomas (MN) 67-46
Scranton 67-42
Maryvmount 60-49
Muhlenberg 81-72
Chris. Newport 65-47
Montclair St. 55-48
Albright 76-46
Tufts 61-49
Moravian 70-60
George Fox 64-54
Wis.-Stevens Point 65-50
Texas-Tyler 83-64
Claremont-M-S 63-57
Wis.-Oshkosh 63-53
Wartburg 65-49
St. Thomas (MN) 76-68 OT
Wis.-River Falls 81-56
*Scranton (27-0)
WPI (24-4)
Maryvmount (VA) (23-5)
Cabrini (19-9)
*Muhlenberg (24-2)
St. John Fisher (22-4)
St. Joseph's (ME) (23-5)
Chris. Newport (22-4)
*Montclair St. (21-6)
SUNY Poly (23-5)
Albright (25-2)
Husson (21-6)
Tufts (23-3)
Regis (MA) (24-3)
*U New England (25-3)
Moravian (19-7)
George Fox (27-0)
St. Norbert (21-4)
*Wis.-Stevens Point (20-7)
DePauw (22-6)
*Texas-Tyler (27-1)
UC Santa Cruz (15-11)
Claremont-M-S (22-5)
Trinity (TX) (22-5)
*Wis.-Oshkosh (22-5)
Wis.-Superior (24-3)
Wartburg (19-7)
Wis. Lutheran (20-7)
St. Thomas (MN) (24-8)
Loras (19-8)
*Wis.-River Falls (22-5)
Wheaton (IL) (22-5)
* First-and second-round & sectionals games will be played on the campus of one of the participating institutions.

2017 DIVISION III WOMEN'S BASKETBALL CHAMPIONSHIP

GRAND RAPIDS, MI

First Round March 3	Second Round March 4	Sectionals March 10-11	Semifinals March 17	Final March 18	Semifinals March 17	Sectionals March 10-11	Second Round March 4	First Round March 3
*Amherst (27-0)	Amherst 65-37	*Amherst 60-51	Amherst 73-33	Amherst 66-51	St. Thomas (MN) 65-48	St. Thomas (MN) 73-69	St. Thomas (MN) 98-56	*St. Thomas (MN) (27-0)
Regis (MA) (22-6)								Wis.-Superior (23-4)
Mary Washington (23-4)	Mary Washington 62-57						Chicago 67-63	Chicago (18-7)
Sage Colleges (20-8)								Wartburg (25-2)
*FDU-Florham (24-3)	FDU-Florham 58-46	Babson 62-61			St. Thomas (MN) 65-48	Marymount (VA) 68-59	Marymount (VA) 74-70	*Guilford (24-3)
Gwynedd Mercy (18-10)								Marymount (VA) (22-5)
Babson (22-5)	Babson 59-53						Albright 64-54	Albright (22-5)
Messiah (25-2)								Piedmont (21-7)
*Montclair St. (25-2)	Montclair St. 81-73	UMass Dartmouth 71-63			Whitman 69-59	Whitman 69-67	Puget Sound 93-74	*Puget Sound (25-2)
Westfield St. (19-8)								UC Santa Cruz (13-10)
UMass Dartmouth (22-5)	UMass Dartmouth 71-64						Whitman 76-72	Whitman (23-4)
La Roche (23-4)								George Fox (21-5)
*Ithaca (24-3)	Ithaca 65-62	SUNY New Paltz 83-80				Trinity (TX) 77-66	Trinity (TX) 82-74	Trinity (TX) (26-1)
RIT (19-8)								Hendrix (18-10)
Bowdoin (21-4)	SUNY New Paltz 62-61						Claremont-M-S 79-63	*Texas-Dallas (25-3)
SUNY New Paltz (18-8)								Claremont-M-S (19-8)
*Ohio Northern (27-0)	Ohio Northern 68-36	*Ohio Northern 55-48				Tufts 64-44	Tufts 65-44	*Tufts (25-2)
Lakeland (20-7)								St. Joseph's (ME) (24-4)
Trine (24-2)	Trine 63-56						Husson 74-72	DeSales (20-7)
Ill. Wesleyan (18-9)								Husson (22-4)
*SUNY Geneseo (26-1)	SUNY Geneseo 65-53	SUNY Geneseo 78-72			Tufts 65-48	Scranton 76-65	Scranton 49-48	*Scranton (24-3)
Muhlenberg (20-8)								U New England (23-5)
Rochester (NY) (17-8)	Rochester (NY) 67-55						SUNY Poly 80-72	Eastern Conn. St. (20-8)
Keene St. (21-7)								SUNY Poly (25-2)
*Chris. Newport (25-2)	Chris. Newport 98-56	Chris. Newport 69-51			Wash.-St. Louis 68-56	Wis.-Oshkosh 64-49	Wis.-Oshkosh 63-55	*Wis.-Oshkosh (24-2)
Staten Island (22-6)								Calvin (22-5)
Catholic (23-4)	Lynchburg 69-64						DePauw 67-57	DePauw (26-2)
Lynchburg (22-6)								Gust. Adolphus (25-2)
*Thomas More (27-0)	Thomas More 97-58	Hope 74-67				*Wash.-St. Louis 83-74	Wash.-St. Louis 73-54	*Wash.-St. Louis (23-2)
Eureka (20-7)								St. Norbert (20-5)
Hope (22-4)	Hope 78-71						Wheaton (IL) 57-54	Wheaton (IL) (23-4)
Wis.-Whitewater (21-5)								Rose-Hulman (24-3)

Amherst 63-39

Umass Dartmouth 67-57

Ohio Northern 72-55

Chris. Newport 79-74

Calvin College
Grand Rapids, Michigan
7:30 p.m. Eastern time

Chris. Newport 79-74

Amherst 52-29

NATIONAL CHAMPION

Calvin College
Grand Rapdis, Michigan
7:30 p.m. Eastern time

Tufts 60-57

Tufts 57-43

Calvin College
Grand Rapids, Michigan
5 p.m. Eastern time

* First-and second-round & sectionals games will be played on the campus of one of the participating institutions.

2018 DIVISION III WOMEN'S BASKETBALL CHAMPIONSHIP

ROCHESTER, MN

First Round March 2	Second Round March 3	Sectionals March 9-10	Semifinals March 16	Final March 17
*Amherst (27-0) 7 p.m. Becker (18-10)	Amherst 61-12	*Amherst 53-47	Amherst 62-38	Amherst 66-48
St. Joseph's (ME) (27-1) 5 p.m. UMass Boston (25-3)	St. Joseph's (ME) 61-56			
*Montclair St. (23-3) 7 p.m. Old Westbury (23-3)	Montclair St. 90-69	Montclair St. 70-45		
Gettysburg (25-2) 5 p.m. Albright (20-7)	Gettysburg 74-65			
*Rochester (NY) (21-4) 7:30 p.m. Stevens (15-12)	Rochester (NY) 69-57	Rochester (NY) 53-42		
Marymount (VA) (24-3) 5 p.m. MIT (18-9)	Marymount (VA) 58-54			
RIT (21-6) 5 p.m. U New England (23-5)	RIT 76-63	RIT 79-76		
*TCNJ (21-6) 7 p.m. Hilbert (21-6)	TCNJ 61-42			
*Hope (26-1) 7:30 p.m. Cornell College (20-5)	Hope 75-50	*Hope 85-69	Thomas More 72-57	Amherst 65-45
Washington-St. Louis (18-7) 5:30 p.m. Wheaton (IL) (22-5)	Washington-St. Louis 75-57			
*Randolph-Macon (22-5) 7 p.m. Valley Forge (15-8)	Randolph-Macon 67-56	Chris. Newport 84-58		
Chris. Newport (23-4) 5 p.m. Haverford (21-6)	Chris. Newport 63-50			
*Thomas More (26-1) 7 p.m. Oglethorpe (21-7)	Thomas More 84-58	Thomas More 83-50		
Piedmont (23-5) 5 p.m. Juniata (22-5)	Juniata 63-52			
Rose-Hulman (24-3) 5 p.m. Gust. Adolphus (22-6)	Gust. Adolphus 60-52	Gust. Adolphus 74-60		
*Wis.-Whitewater (24-3) 7 p.m. Wis.-Superior (23-4)	Wis.-Whitewater 81-46			

Sectionals March 9-10	Second Round March 3	First Round March 2
*Scranton (26-1) 7 p.m. Keuka (21-5)	Scranton 68-48	
Brooklyn (24-3) 5 p.m. Cabrini (25-2)	Cabrini 65-52	
*Bowdoin (24-2) 7 p.m. Husson (19-9)	Bowdoin 94-32	
Skidmore (18-9) 5 p.m. FDU-Florham (21-6)	FDU-Florham 70-66	
*Messiah (25-2) 7:30 p.m. Oberlin (21-7)	Messiah 64-54	
Emory & Henry (22-6) 5:30 p.m. Roger Williams (23-5)	Emory & Henry 66-55	
Ithaca (20-7) 5 p.m. SUNY Geneseo (25-2)	Ithaca 54-47	
*Tufts (23-4) 7 p.m. Westfield St. (19-7)	Tufts 71-54	
*Wartburg (27-0) 10 p.m. Webster (20-6)	Wartburg 86-45	
George Fox (24-3) 7:30 p.m. Saint Benedict (22-4)	George Fox 79-63	
*Ill. Wesleyan (24-3) 9 p.m. Marietta (24-4)	Ill. Wesleyan 83-77	
DePauw (25-2) 7 p.m. Trine (24-3)	Trine 65-50	
*Texas-Dallas (23-4) 10 p.m. Trinity (TX) (23-3)	Texas-Dallas 79-70	
East Tex. Baptist (22-6) 8 p.m. Whitman (22-4)	East Tex. Baptist 65-59	
Chicago (23-2) 7 p.m. Wis. Lutheran (24-3)	Chicago 70-46	
*St. Thomas (MN) (25-2) 10 p.m. Chapman (23-4)	St. Thomas (MN) 81-51	

Semifinals March 16	Final March 17
Bowdoin 66-48	Bowdoin 90-62
Wartburg 65-61	

NATIONAL CHAMPION

Saint Mary's (MN)
Rochester, Minnesota
8:30 p.m. ET

Saint Mary's (MN)
Rochester, Minnesota
6 p.m. ET

Saint Mary's (MN)
Rochester, Minnesota
8:30 p.m. ET

Semifinals March 16	Sectionals March 9-10	Second Round March 3
Bowdoin 66-54	*Scranton 55-46	
Bowdoin 79-57		
Tufts 70-39	Messiah 62-49	
Tufts 61-39		
Wartburg 78-54	*Wartburg 82-58	
Trine 79-70		
East Tex. Baptist 61-58 OT	East Tex. Baptist 64-51	
St. Thomas (MN) 68-62		

#All times listed are Eastern time

* First-and second-round & sectionals games will be played on the campus of one of the participating institutions.



* First-and second-round & sectionals games will will be played on the campus of one of the participating institutions.



* First-and second-round & sectionals games will will be played on the campus of one of the participating institutions.