

**Official 2005
NCAA® Women's
Final Four®
Records Book**

Individual and Team Records

Records for All Rounds of
the Tournament

Coaching Records

Includes Records of Every
Head Coach in the
Tournament

Complete Tournament
Brackets, Sites, Dates,
Seeds and Scores
Since 1982

Records



Records

Official 2005 NCAA® Women's Final Four® Records Book

Individual and Team Records

Records for All Rounds of
the Tournament

Coaching Records

Includes Records of Every
Head Coach in the
Tournament

Complete Tournament
Brackets, Sites, Dates,
Seeds and Scores
Since 1982



NCAA®



THE NATIONAL COLLEGIATE ATHLETIC ASSOCIATION

P.O. Box 6222, Indianapolis, Indiana 46206-6222

317/917-6222

<http://www.ncaa.org>

January 2005

Researched and Compiled By:

Scottie Rodgers, Associate Director for the Division I Women's Basketball Championship.

Distributed to Division I women's basketball sports information directors and conference publicity directors.

NCAA, NCAA logo and National Collegiate Athletic Association are registered marks of the Association and use in any manner is prohibited unless prior approval is obtained from the Association.

Copyright, 2005, by the National Collegiate Athletic Association.
Printed in the United States of America.

ISSN 0267-1017
NCAA 311-1/05

Contents

The Final Four	5
The Early Rounds	25
The Tournament	57
The Coaches	91
Attendance and Sites	109
The Tournament Field	123



Photo courtesy of Kansas State Sports Information



The Final Four

Women's Final Four Results.....	6
Women's Final Four Game Records	7
Championship Game Records.....	11
Semifinals Game Records	13
Women's Final Four Two-Game Records	15
Women's Final Four Cumulative Records.....	17
Women's Final Four Outstanding Players.....	17
Final Polls of No. 1 Team.....	18
Seeds at the Women's Final Four	18
Path to the Championship.....	19
Women's Final Four All-Tournament Teams	19
Kodak All-Americans at the Women's Final Four.....	20
Women's Final Four Game Officials.....	20
All-Time Women's Final Four Participants	21
Division I Women's Basketball Committee Chairs	23
Division I Women's Basketball Committee Roster	23



Women's Final Four Results

Year	Champion (Tournament Seed)	Runner-Up (Tournament Seed)	Semifinalists (Tournament Seed)		Championship Game Score
	Conference (Coach)	Conference (Coach)	Conference (Coach)		
	Final Won-Lost	Final Won-Lost	Finals Won-Lost		
1982	Louisiana Tech (1) Independent (Sonja Hogg) 35-1	Cheyney (2) Independent (Vivian Stringer) 29-3	Maryland (2) Atlantic Coast (Chris Weller) 22-10	Tennessee (2) Southeastern (Pat Summitt) 25-7	76-62
1983	Southern California (1) Western Collegiate (Linda Sharp) 31-2	Louisiana Tech (1) Independent (Leon Barmore & Sonja Hogg) 31-2	Georgia (2) Southeastern (Andy Landers) 27-7	Old Dominion (2) Sun Belt (Marianne Stanley) 29-6	69-67
1984	Southern California (1) Western Collegiate (Linda Sharp) 29-4	Tennessee (3) Southeastern (Pat Summitt) 23-10	Cheyney (3) Independent (Winthrop McGriff) 25-5	Louisiana Tech (1) Independent (Leon Barmore & Sonja Hogg) 30-3	72-61
1985	Old Dominion (1) Sun Belt (Marianne Stanley) 31-3	Georgia (2) Southeastern (Andy Landers) 29-5	La.-Monroe (2) Southland (Linda Harper) 30-2	Western Ky. (4) Sun Belt (Paul Sanderford) 28-6	70-65
1986	Texas (1) Southwest (Jody Conradt) 34-0	Southern California (1) Pacific West (Linda Sharp) 31-5	Tennessee (4) Southeastern (Pat Summitt) 24-10	Western Ky. (4) Sun Belt (Paul Sanderford) 32-4	97-81
1987	Tennessee (2) Southeastern (Pat Summitt) 28-6	Louisiana Tech (1) Independent (Leon Barmore) 30-3	Long Beach St. (1) Big West (Joan Bonvicini) 33-3	Texas (1) Southwest (Jody Conradt) 31-2	67-44
1988	Louisiana Tech (2) American South (Leon Barmore) 32-2	Auburn (1) Southeastern (Joe Ciampi) 32-3	Long Beach St. (2) Big West (Joan Bonvicini) 28-6	Tennessee (1) Southeastern (Pat Summitt) 31-3	56-54
1989	Tennessee (1) Southeastern (Pat Summitt) 35-2	Auburn (1) Southeastern (Joe Ciampi) 32-2	Louisiana Tech (1) American South (Leon Barmore) 32-4	Maryland (1) Atlantic Coast (Chris Weller) 29-3	76-60
1990	Stanford (1) Pacific-10 (Tara VanDerveer) 32-1	Auburn (2) Southeastern (Joe Ciampi) 28-7	Louisiana Tech (1) American South (Leon Barmore) 32-1	Virginia (2) Atlantic Coast (Debbie Ryan) 29-6	88-81
1991	Tennessee (1) Southeastern (Pat Summitt) 30-5	Virginia (1) Atlantic Coast (Debbie Ryan) 31-3	Connecticut (3) Big East (Geno Auriemma) 29-5	Stanford (2) Pacific-10 (Tara VanDerveer) 26-6	70-67 (ot)
1992	Stanford (1) Pacific-10 (Tara VanDerveer) 30-3	Western Ky. (4) Sun Belt (Paul Sanderford) 27-8	Southwest Mo. St. (8) Gateway (Cheryl Burnett) 31-3	Virginia (1) Atlantic Coast (Debbie Ryan) 32-2	78-62
1993	Texas Tech (2) Southwest (Marsha Sharp) 31-3	Ohio St. (1) Big Ten (Nancy Darsch) 28-4	Iowa (2) Big Ten (Vivian Stringer) 27-4	Vanderbilt (1) Southeastern (Jim Foster) 30-3	84-82
1994	North Carolina (3) Atlantic Coast (Sylvia Hatchell) 33-2	Louisiana Tech (4) Sun Belt (Leon Barmore) 31-4	Alabama (6) Southeastern (Rick Moody) 26-7	Purdue (1) Big Ten (Lin Dunn) 29-5	60-59
1995	Connecticut (1) Big East (Geno Auriemma) 35-0	Tennessee (1) Southeastern (Pat Summitt) 34-3	Georgia (3) Southeastern (Andy Landers) 28-5	Stanford (2) Pacific-10 (Tara VanDerveer) 30-3	70-64
1996	Tennessee (1) Southeastern (Pat Summitt) 32-4	Georgia (2) Southeastern (Andy Landers) 28-5	Connecticut (1) Big East (Geno Auriemma) 34-4	Stanford (1) Pacific-10 (Amy Tucker and Marianne Stanley) 29-3	83-65
1997	Tennessee (3) Southeastern (Pat Summitt) 29-10	Old Dominion (1) Colonial (Wendy Larry) 34-2	Notre Dame (6) Big East (Muffet McGraw) 31-7	Stanford (1) Pacific-10 (Tara VanDerveer) 34-2	68-59
1998	Tennessee (1) Southeastern (Pat Summitt) 39-0	Louisiana Tech (3) Sun Belt (Leon Barmore) 31-4	Arkansas (9) Southeastern (Gary Blair) 22-11	North Carolina St. (4) Atlantic Coast (Kay Yow) 25-7	93-75
1999	Purdue (1) Big Ten (Carolyn Peck) 34-1	Duke (3) Atlantic Coast (Gail Goestenkors) 29-7	Georgia (3) Southeastern (Andy Landers) 27-7	Louisiana Tech (1) Sun Belt (Leon Barmore) 30-3	62-45
2000	Connecticut (1) Big East (Geno Auriemma) 36-1	Tennessee (1) Southeastern (Pat Summitt) 33-4	Penn St. (2) Big Ten (Rene Portland) 30-5	Rutgers (2) Big East (Vivian Stringer) 26-8	71-52

Year	Champion (Tournament Seed) Conference (Coach) Final Won-Lost	Runner-Up (Tournament Seed) Conference (Coach) Final Won-Lost	Semifinalists (Tournament Seed) Conference (Coach) Finals Won-Lost	Championship Game Score	
2001	Notre Dame (1) Big East (Muffet McGraw) 34-2	Purdue (3) Big Ten (Kristy Curry) 31-7	Connecticut (1) Big East (Geno Auriemma) 32-3	Southwest Mo. St. (5) Missouri Valley (Cheryl Burnett) 29-6	68-66
2002	Connecticut (1) Big East (Geno Auriemma) 39-0	Oklahoma (1) Big 12 (Sherri Coale) 32-4	Duke (1) Atlantic Coast (Gail Goestenkors) 31-4	Tennessee (2) Southeastern (Pat Summitt) 29-5	82-70
2003	Connecticut (1) Big East (Geno Auriemma) 37-1	Tennessee (1) Southeastern (Pat Summitt) 33-5	Duke (1) Atlantic Coast (Gail Goestenkors) 35-2	Texas (2) Big 12 (Jody Conradt) 29-6	73-68
2004	Connecticut (2) Big East (Geno Auriemma) 31-4	Tennessee (1) Southeastern (Pat Summitt) 31-4	LSU (4) Southeastern (Sue Gunter) 27-8	Minnesota (7) Big Ten (Pam Borton) 25-9	70-61

Women's Final Four Game Records

A national championship game is indicated by (CH), a national semifinal game by (NSF) and record later vacated by (*).

Single Game, Individual

MOST POINTS

- 47 - Sheryl Swoopes, Texas Tech vs. Ohio St., CH, 4-4-93
- 37 - Chasity Melvin, North Carolina St. vs. Louisiana Tech, NSF, 3-27-98
- 35 - Mary Ostrowski, Tennessee vs. Cheyney, NSF, 3-30-84
- 32 - Clarissa Davis, Texas vs. Louisiana Tech, NSF, 3-28-86
- 31 - Sheryl Swoopes, Texas Tech vs. Vanderbilt, NSF, 4-3-93
- 31 - Kara Walters, Connecticut vs. Stanford, NSF, 4-1-95
- 31 - Chamique Holdsclaw, Tennessee vs. Notre Dame, NSF, 3-28-97
- 30 - Venus Lacy, Louisiana Tech vs. Auburn, NSF, 3-31-89
- 30 - Kim Pehlke, Western Ky. vs. Southwest Mo. St., NSF, 4-4-92
- 29 - Teresa Edwards, Georgia vs. Western Ky., NSF, 3-29-85
- 29 - Alana Beard, Duke vs. Tennessee, NSF, 4-6-03

MOST POINTS IN ONE HALF

- 24 - Sheryl Swoopes, Texas Tech vs. Ohio St., CH, 2nd Half, 4-4-93
- 23 - Sheryl Swoopes, Texas Tech vs. Ohio St., CH, 1st Half, 4-4-93
- 22 - Margaret Diaz, Cheyney vs. Tennessee, NSF, 2nd Half, 3-30-84
- 22 - Clarissa Davis, Texas vs. Western Ky., NSF, 2nd Half, 3-28-86
- 22 - Kim Pehlke, Western Ky. vs. Southwest Mo. St., NSF, 2nd Half, 4-4-92
- 21 - Kate Starbird, Stanford vs. Old Dominion, NSF, 1st Half, 3-28-97
- 21 - Chasity Melvin, North Carolina St. vs. Louisiana Tech, NSF, 2nd Half, 3-27-98
- 20 - Katie Smith, Ohio St. vs. Texas Tech, CH, 2nd Half, 4-4-93
- 19 - Charlotte Smith, North Carolina vs. Louisiana Tech, CH, 2nd Half, 4-3-94
- 18 - Six tied (Most recent: Ukari Figgs, Purdue vs. Duke, CH, 2nd Half, 3-28-99)

MOST FIELD GOALS MADE

- 16 - Sheryl Swoopes, Texas Tech vs. Ohio St., CH, 4-4-93

- 14 - Venus Lacy, Louisiana Tech vs. Auburn, NSF, 3-31-89
- 14 - Chasity Melvin, North Carolina St. vs. Louisiana Tech, NSF, 3-27-98
- 13 - Mary Ostrowski, Tennessee vs. Cheyney, NSF, 3-30-84
- 13 - Chamique Holdsclaw, Tennessee vs. Notre Dame, NSF, 3-28-97
- 12 - Clarissa Davis, Texas vs. Western Ky., NSF, 3-28-86
- 12 - Erica Westbrooks, Louisiana Tech vs. Auburn, CH, 4-3-88
- 12 - Heidi Gillingham, Vanderbilt vs. Texas Tech, NSF, 4-3-93
- 12 - Alana Beard, Duke vs. Tennessee, NSF, 4-6-03
- 11 - Seven tied (Most recent: Chamique Holdsclaw, Tennessee vs. Louisiana Tech, CH, 3-29-98; and Tamicha Jackson, Louisiana Tech vs. Tennessee, CH, 3-29-98)

MOST FIELD GOALS ATTEMPTED

- 27 - Margaret Diaz, Cheyney vs. Tennessee, NSF, 3-30-84
- 27 - Yolanda Laney, Cheyney vs. Tennessee, NSF, 3-30-84
- 26 - Chasity Melvin, North Carolina St. vs. Louisiana Tech, NSF, 3-27-98
- 26 - Dawn Staley, Virginia vs. Tennessee, CH, 3-31-91
- 25 - Penny Toler, Long Beach St. vs. Tennessee, NSF, 3-27-87
- 25 - Deanna Tate, Maryland vs. Tennessee, NSF, 3-31-89
- 25 - Tonya Sampson, North Carolina vs. Louisiana Tech, CH, 4-3-94
- 25 - Chamique Holdsclaw, Tennessee vs. Notre Dame, NSF, 3-28-97
- 25 - Chamique Holdsclaw, Tennessee vs. Louisiana Tech, CH, 3-29-98
- 25 - Tamicha Jackson, Louisiana Tech vs. Tennessee, CH, 3-29-98

HIGHEST FIELD GOAL PERCENTAGE

(Min. eight made)

- 100.0% (8-8) - Kristin Folk, Stanford vs. Old Dominion, NSF, 3-28-97
- 88.9% (8-9) - Jennifer White, Louisiana Tech vs. Southern California, CH, 4-3-83
- 83.3% (10-12) - Katrina McClain, Georgia vs. Western Ky., NSF, 3-29-85
- 80.0% (8-10) - Nyree Roberts, Old Dominion vs. Stanford, NSF, 3-28-97
- 76.9% (10-13) - Janice Lawrence, Louisiana Tech vs. Southern California, NSF, 3-30-84
- 72.7% (8-11) - Marion Jones, North Carolina vs. Purdue, NSF, 4-2-94
- 72.7% (8-11) - Tracy Henderson, Georgia vs. Stanford, NSF, 3-29-96
- 70.6% (12-17) - Erica Westbrooks, Louisiana Tech vs. Auburn, CH, 4-3-88
- 69.2% (9-13) - Ruth Riley, Notre Dame vs. Purdue, CH, 4-1-01
- 66.7% (16-24) - Sheryl Swoopes, Texas Tech vs. Ohio St., CH, 4-4-93


- 66.7% (8-12) - Paula McGee, Southern California vs. Louisiana Tech, CH, 4-3-83

MOST THREE-POINT FIELD GOALS MADE

- 6 - Katy Steding, Stanford vs. Auburn, CH, 4-1-90
- 5 - Ukari Figgs, Purdue vs. Louisiana Tech, 3-26-99
- 5 - Sue Bird, Connecticut vs. Penn St., NSF, 3-31-00
- 4 - 21 tied (Most recent: Diana Taurasi, Connecticut vs. Tennessee, CH, 4-8-03)

MOST THREE-POINT FIELD GOALS ATTEMPTED

- 15 - Katy Steding, Stanford vs. Auburn, CH, 4-1-90
- 12 - Tamicha Jackson, Louisiana Tech vs. Tennessee, CH, 3-29-98
- 11 - Audrey Burcy, Ohio St. vs. Texas Tech, CH, 4-4-93
- 11 - Sue Bird, Connecticut vs. Notre Dame, NSF, 3-30-01
- 11 - Diana Taurasi, Connecticut vs. Notre Dame, NSF, 3-30-01



NCAA Photo by Ryan McKee

Chasity Melvin's 37 points were not enough to propel North Carolina State to its first national championship in 1998, although she banked 21 in the final half. No player has ever scored more points in a national semifinal game.



Connecticut center Kelly Schumacher set the record for most blocked shots in a Women's Final Four with nine rejections against Tennessee in the 2000 championship game.

- 11 - Diana Taurasi, Connecticut vs. Texas, NSF, 4-6-03
- 10 - Wendy Davis, Connecticut vs. Virginia, NSF, 3-30-91
- 10 - Kedra Holland, Georgia vs. Tennessee, NSF, 4-1-95
- 10 - Kate Paye, Stanford vs. Connecticut, NSF, 4-1-95
- 10 - Aubrey Eblin, Old Dominion vs. Tennessee, CH, 3-30-97
- 10 - Rosalind Ross, Oklahoma vs. Connecticut, CH, 3-31-02

HIGHEST THREE-POINT FIELD GOAL PERCENTAGE (Min. four made)

- 80.0% (4-5) - Abby Conklin, Tennessee vs. Georgia, CH, 3-31-96
- 80.0% (4-5) - Nykesha Sales, Connecticut vs. Tennessee, NSF, 3-29-96
- 80.0% (4-5) - Kellie Jolly, Tennessee vs. Louisiana Tech, CH, 3-29-98
- 80.0% (4-5) - Alicia Ratay, Notre Dame vs. Connecticut, NSF, 3-30-01
- 71.4% (5-7) - Ukari Figgs, Purdue vs. Louisiana Tech, NSF, 3-26-99
- 71.4% (5-7) - Sue Bird, Connecticut vs. Penn St., NSF, 3-31-00
- 66.7% (4-6) - Sheryl Swoopes, Texas Tech vs. Ohio St., CH, 4-4-93
- 66.7% (4-6) - Betsy Harris, Alabama vs. Louisiana Tech, NSF, 4-2-94
- 50.0% (4-8) - Jennifer Azzi, Stanford vs. Auburn, CH, 4-1-90
- 50.0% (4-8) - Kim Pehlke, Western Ky. vs. Stanford, CH, 4-5-92

MOST FREE THROWS

- 12 - Pam Kelly, Louisiana Tech vs. Tennessee, NSF, 3-26-82
- 12 - Cheryl Miller, Southern California vs. Texas, CH, 3-30-86
- 11 - Cheryl Miller, Southern California vs. Louisiana Tech, CH, 4-3-83
- 11 - Tonya Edwards, Tennessee vs. Long Beach St., NSF, 3-27-87
- 11 - Carolyn Jones, Auburn vs. Louisiana Tech, NSF, 3-30-90
- 11 - Sheryl Swoopes, Texas Tech vs. Ohio St., CH, 4-4-93
- 11 - Kim Pehlke, Western Ky. vs. Southwest Mo. St., NSF, 4-4-92
- 11 - Tamika Catchings, Tennessee vs. Louisiana Tech, CH, 3-29-98
- 10 - Four tied (Most recent: Gwen Jackson, Tennessee vs. Duke, NSF, 4-6-03)

MOST FREE THROWS ATTEMPTED

- 15 - Chasity Melvin, North Carolina St. vs. Louisiana Tech, NSF, 3-27-98
- 14 - Pam Kelly, Louisiana Tech vs. Tennessee, NSF, 3-26-82
- 14 - Cheryl Miller, Southern California vs. Louisiana Tech, CH, 4-3-83
- 14 - Venus Lacy, Louisiana Tech vs. Auburn, NSF, 3-30-90
- 14 - Ruth Riley, Notre Dame vs. Purdue, CH, 4-1-01
- 14 - Dena Head, Tennessee vs. Virginia, CH, 3-31-91
- 13 - Seven tied (Most recent: Tamika Catchings, Tennessee vs. Louisiana Tech, CH, 3-29-98)

HIGHEST FREE THROW PERCENTAGE (Min. six made)

- 100.0% (11-11) - Sheryl Swoopes, Texas Tech vs. Ohio St., CH, 4-4-93
- 100.0% (9-9) - Mary Ostrowski, Tennessee vs. Cheyney, NSF, 3-30-84
- 100.0% (9-9) - Tonya Baucom, Southwest Mo. St. vs. Western Ky., NSF, 4-4-92
- 100.0% (9-9) - Saudia Roundtree, Georgia vs. Stanford, NSF, 3-29-96
- 100.0% (8-8) - Ruthie Bolton, Auburn vs. Long Beach St., NSF, 4-1-88
- 100.0% (8-8) - Kate Starbird, Stanford vs. Old Dominion, NSF, 3-28-97
- 100.0% (8-8) - Katryna Gaither, Notre Dame vs. Tennessee, NSF, 3-28-97
- 100.0% (8-8) - Niele Ivey, Notre Dame vs. Connecticut, NSF, 3-30-01
- 100.0% (8-8) - Diana Taurasi, Connecticut vs. Tennessee, CH, 4-8-03
- 100.0% (7-7) - Nikki Keyton, Ohio St. vs. Texas Tech, CH, 4-4-93

MOST REBOUNDS

- 23 - Charlotte Smith, North Carolina vs. Louisiana Tech, CH, 4-3-94
- 20 - Tracy Claxton, Old Dominion vs. Georgia, CH, 3-31-85
- 18 - Clarissa Davis, Texas vs. Western Ky., NSF, 3-28-86
- 18 - Cindy Brown, Long Beach St. vs. Tennessee, NSF, 3-27-87
- 18 - Racquel Spurlock, Louisiana Tech vs. Alabama, NSF, 4-2-94
- 17 - Tracy Claxton, Old Dominion vs. La.-Monroe, NSF, 3-29-85
- 17 - Yolanda Watkins, Alabama vs. Louisiana Tech, NSF, 4-2-94
- 17 - Kelly Schumacher, Connecticut vs. Notre Dame, NSF, 3-30-01
- 16 - La' Keshia Frett, Georgia vs. Tennessee, CH, 3-31-96
- 15 - Medina Dixon, Old Dominion vs. Georgia, CH, 3-31-85
- 15 - Rachel Hemmer, Stanford vs. Western Ky., CH, 4-5-92
- 15 - Gwen Jackson, Tennessee vs. Duke, NSF, 4-6-03

MOST REBOUNDS IN ONE HALF

- 14 - Clarissa Davis, Texas vs. Western Ky., NSF, 2nd Half, 3-28-86
- 13 - Yolanda Watkins, Alabama vs. Louisiana Tech, NSF, 2nd Half, 4-2-94
- 13 - Charlotte Smith, North Carolina vs. Louisiana Tech, CH, 2nd Half, 4-3-94
- 12 - Tracy Claxton, Old Dominion vs. Georgia, CH, 2nd Half, 3-31-85
- 12 - Cindy Brown, Long Beach St. vs. Tennessee, NSF, 2nd Half, 3-27-87
- 11 - Venus Lacy, Louisiana Tech vs. Auburn, NSF, 2nd Half, 3-30-90
- 11 - Racquel Spurlock, Louisiana Tech vs. Alabama, NSF, 1st Half, 4-2-94
- 11 - La' Keshia Frett, Georgia vs. Tennessee, CH, 2nd Half, 3-31-96
- 10 - Charlotte Smith, North Carolina vs. Louisiana Tech, CH, 1st Half, 4-3-94
- 9 - Six tied (Most recent: Katie Smith, Ohio St. vs. Texas Tech, CH, 2nd Half, 4-4-93)

MOST ASSISTS (Since 1985)

- 11 - Teresa Weatherspoon, Louisiana Tech vs. Texas, NSF, 3-27-87

- 11 - Kellie Jolly, Tennessee vs. Old Dominion, CH, 3-30-97
- 10 - Kamie Ethridge, Texas vs. Southern California, CH, 3-30-86
- 10 - Kamie Ethridge, Texas vs. Western Ky., NSF, 3-28-86
- 10 - Melissa McCray, Tennessee vs. Auburn, CH, 4-2-89
- 10 - Michelle Marciniak, Tennessee vs. Georgia, NSF, 4-1-95
- 9 - Eight tied (Most recent: Helen Darling, Penn St. vs. Connecticut, NSF, 3-31-00)

NOTE: Rhonda Windham, Southern California vs. Georgia, NSF, 4-1-83, recorded 14 assists and Kim Mulkey, Louisiana Tech vs. Southern California, CH, 4-3-83, recorded 11 assists before it became an official statistic.

MOST STEALS (Since 1988)

- 10 - Ruthie Bolton, Auburn vs. Long Beach St., NSF, 4-1-88
- 8 - Ticha Penicheiro, Old Dominion vs. Tennessee, CH, 3-30-97
- 8 - Averrill Roberts, Ohio St. vs. Iowa, NSF, 4-3-93
- 6 - Erica Westbrooks, Louisiana Tech vs. Auburn, CH, 4-3-88
- 6 - Marion Jones, North Carolina vs. Purdue, NSF, 4-2-94
- 6 - Shea Ralph, Connecticut vs. Tennessee, CH, 4-2-00
- 6 - Niele Ivey, Notre Dame vs. Purdue, CH, 4-1-01
- 5 - 10 tied (Most recent: Katie Douglas, Purdue vs. Notre Dame, CH, 4-1-01)

MOST BLOCKED SHOTS (Since 1988)

- 9 - Kelly Schumacher, Connecticut vs. Tennessee, CH, 4-2-00
- 7 - Michelle Snow, Tennessee vs. Rutgers, NSF, 3-31-00
- 7 - Ruth Riley, Notre Dame vs. Purdue, CH, 4-1-01
- 6 - Kara Wolters, Connecticut vs. Tennessee, NSF, 3-29-96
- 5 - Sheila Frost, Tennessee vs. Auburn, CH, 4-2-89
- 5 - Teresa Geter, Tennessee vs. Arkansas, NSF, 3-27-98
- 5 - Ruth Riley, Notre Dame vs. Connecticut, NSF, 3-30-01
- 5 - Asjha Jones, Connecticut vs. Oklahoma, CH, 3-31-02
- 4 - Eight tied (Most recent: Janel McCarville, Minnesota vs. Connecticut, NSF, 4-4-04)

Single Game, Team

MOST POINTS

- 97 - Texas vs. Southern California (81), CH, 3-30-86
- 93 - Tennessee vs. Louisiana Tech (75), CH, 3-29-98
- 91 - Georgia vs. Western Ky. (78), NSF, 3-29-85
- 90 - Texas vs. Western Ky. (65), NSF, 3-28-86
- 90 - Notre Dame vs. Connecticut (75), NSF, 3-30-01
- 89 - North Carolina vs. Purdue (74), NSF, 4-2-94
- 89 - Connecticut vs. Penn St. (67), NSF, 3-31-00
- 88 - Stanford vs. Auburn (81), CH, 4-1-90
- 84 - Texas Tech vs. Ohio St. (82), CH, 4-4-93
- 83 - Tennessee vs. Georgia (65), CH, 3-31-96

MOST POINTS IN ONE HALF

- 57 - Georgia vs. Western Ky., NSF, 2nd Half, 3-29-85
- 55 - Tennessee vs. Louisiana Tech, CH, 1st Half, 3-29-98
- 53 - Notre Dame vs. Connecticut, NSF, 2nd Half, 3-30-01
- 52 - Texas vs. Southern California, CH, 2nd Half, 3-30-86
- 52 - Connecticut vs. Penn St., NSF, 2nd Half, 3-31-00
- 51 - Texas vs. Western Ky., NSF, 2nd Half, 3-28-86
- 51 - Western Ky. vs. Southwest Mo. St., NSF, 2nd Half, 4-4-92
- 51 - Ohio St. vs. Texas Tech, CH, 2nd Half, 4-4-93
- 51 - Tennessee vs. Notre Dame, NSF, 2nd Half, 3-28-97
- 47 - Stanford vs. Auburn, CH, 2nd Half, 4-1-90

MOST POINTS, BOTH TEAMS

- 178 - Texas (97) vs. Southern California (81), CH, 3-30-86
 171 - Tennessee (88) vs. Connecticut (83), NSF, 3-29-96
 169 - Georgia (91) vs. Western Ky. (78), NSF, 3-29-85
 169 - Stanford (88) vs. Auburn (81), CH, 4-1-90
 168 - Tennessee (93) vs. Louisiana Tech (75), CH, 3-29-98
 166 - Texas Tech (84) vs. Ohio St. (82), CH, 4-4-93
 165 - Old Dominion (83) vs. Stanford (82), NSF, 3-28-97
 165 - Notre Dame (90) vs. Connecticut (75), NSF, 3-30-01
 163 - North Carolina (89) vs. Purdue (74), NSF, 4-2-94
 152 - Connecticut (82) vs. Oklahoma (70), NSF, 3-31-02

MOST POINTS, BOTH TEAMS, ONE HALF

- 101 - Georgia (57) vs. Western Ky. (44), NSF, 2nd Half, 3-29-85
 98 - Texas (52) vs. Southern California (46), CH, 2nd Half, 3-30-86
 98 - Western Ky. (51) vs. Southwest Mo. St. (47), NSF, 2nd Half, 4-4-92
 95 - Ohio St. (51) vs. Texas Tech (44), CH, 2nd Half, 4-4-93
 91 - Connecticut (52) vs. Penn St. (39), NSF, 2nd Half, 3-31-00
 90 - Cheyney (45) vs. Tennessee (45), NSF, 2nd Half, 3-30-84
 89 - Tennessee (51) vs. Notre Dame (38), NSF, 2nd Half, 3-28-97
 89 - Oklahoma (46) vs. Duke (43), NSF, 2nd Half, 3-29-02
 87 - Stanford (47) vs. Auburn (40), CH, 2nd Half, 4-1-90
 87 - North Carolina (50) vs. Purdue (37), NSF, 2nd Half, 4-2-94
 87 - Tennessee (55) vs. Louisiana Tech (32), CH, 1st Half, 3-29-98

FEWEST POINTS

- 44 - Louisiana Tech vs. Tennessee, CH, 3-29-87
 45 - Duke vs. Purdue, CH, 3-28-99
 46 - Tennessee vs. Louisiana Tech (69), NSF, 3-26-82
 46 - Vanderbilt vs. Texas Tech (60), NSF, 4-3-93
 47 - La.-Monroe vs. Old Dominion (57), NSF, 3-29-85
 50 - LSU vs. Tennessee (52), NSF, 4-4-04
 51 - Georgia vs. Tennessee (73), NSF, 4-1-95
 52 - Tennessee vs. Connecticut, CH, 4-2-00
 52 - Tennessee vs. LSU (50), NSF, 4-4-04
 54 - Rutgers vs. Tennessee (54), NSF, 3-31-00
 54 - Auburn vs. Louisiana Tech, CH, 4-3-88

FEWEST POINTS IN ONE HALF

- 17 - Purdue vs. Duke, CH, 1st Half, 3-28-99
 19 - Louisiana Tech vs. Auburn, CH, 1st Half, 4-3-88
 19 - Tennessee vs. Connecticut, CH, 1st Half, 4-2-00
 19 - Tennessee vs. LSU (25), NSF, 1st Half, 4-4-04
 20 - Louisiana Tech vs. Tennessee, CH, 2nd Half, 3-29-87
 20 - Vanderbilt vs. Texas Tech (32), NSF, 2nd Half, 4-3-93
 20 - Stanford vs. Connecticut (44), NSF, 1st Half, 4-1-95
 21 - Tennessee vs. Louisiana Tech (30), NSF, 2nd Half, 3-26-82
 21 - Tennessee vs. Stanford (28), NSF, 1st Half, 3-30-91
 22 - Three tied (Most recent: Duke vs. Purdue, CH, 1st Half, 3-28-99)

FEWEST POINTS, BOTH TEAMS

- 102 - Tennessee (52) vs. LSU (50), NSF, 4-4-04
 104 - Old Dominion (57) vs. La.-Monroe (47), NSF, 3-29-85
 106 - Texas Tech (60) vs. Vanderbilt (46), NSF, 4-3-93
 107 - Purdue (62) vs. Duke (45), CH, 3-28-99
 110 - Louisiana Tech (56) vs. Auburn (54), CH, 4-3-88
 111 - Tennessee (67) vs. Louisiana Tech (44), CH, 3-29-87
 115 - Louisiana Tech (69) vs. Tennessee (46), NSF, 3-26-82
 116 - Virginia (61) vs. Connecticut (55), NSF, 3-30-91
 119 - Southern California (62) vs. Louisiana Tech (57), NSF, 3-30-84
 119 - North Carolina (60) vs. Louisiana Tech (59), CH, 4-3-94

FEWEST POINTS, BOTH TEAMS, ONE HALF

- 39 - Duke (22) vs. Purdue (17), CH, 1st Half, 3-28-99

- 44 - LSU (25) vs. Tennessee (19), NSF, 1st Half, 4-4-04
 49 - Stanford (28) vs. Tennessee (21), NSF, 1st Half, 3-30-91
 50 - Auburn (31) vs. Louisiana Tech (19), CH, 1st Half, 4-3-88
 51 - Louisiana Tech (30) vs. Tennessee (21), NSF, 1st Half, 3-26-82
 51 - Connecticut (32) vs. Tennessee (19), CH, 1st Half, 4-2-00
 52 - Old Dominion (27) vs. La.-Monroe (25), NSF, 1st Half, 3-29-85
 52 - Old Dominion (30) vs. La.-Monroe (22), NSF, 2nd Half, 3-29-85
 52 - Texas Tech (32) vs. Vanderbilt (20), NSF, 2nd Half, 4-3-93
 53 - Tennessee (27) vs. Virginia (26), CH, 1st Half, 3-31-91

LARGEST WINNING MARGIN

- 28 - Tennessee (86) vs. Arkansas (58), NSF, 3-27-98
 27 - Connecticut (87) vs. Stanford (60), NSF, 4-1-95
 25 - Texas (90) vs. Western Ky. (65), NSF, 3-28-86
 24 - Southern California (83) vs. Tennessee (59), NSF, 3-28-86
 23 - Louisiana Tech (69) vs. Tennessee (46), NSF, 3-26-82
 23 - Tennessee (67) vs. Louisiana Tech (44), CH, 3-29-87
 23 - Connecticut (79) vs. Tennessee (56), NSF, 3-31-02
 19 - Connecticut (71) vs. Tennessee (52), CH, 4-2-00
 18 - Tennessee (83) vs. Georgia (65), CH, 3-31-96
 18 - Tennessee (93) vs. Louisiana Tech (75), CH, 3-29-98

SMALLEST WINNING MARGIN

- 1 - Stanford (66) vs. Virginia (65), NSF, 4-4-92
 1 - Ohio St. (73) vs. Iowa (72) (ot), NSF, 4-3-93
 1 - North Carolina (60) vs. Louisiana Tech (59), CH, 4-3-94
 1 - Old Dominion (83) vs. Stanford (82) (ot), NSF, 3-28-97
 2 - Southern California (69) vs. Louisiana Tech (67), CH, 4-3-83
 2 - Louisiana Tech (56) vs. Auburn (54), CH, 4-3-88
 2 - Texas Tech (84) vs. Ohio St. (82), CH, 4-4-93
 2 - Notre Dame (68) vs. Purdue (66), CH, 4-1-01
 2 - Connecticut (71) vs. Texas (69), NSF, 4-6-03
 2 - Tennessee (52) vs. Connecticut (50), NSF, 4-4-04

LARGEST MARGIN OVERCOME

- 15 - Old Dominion (83) vs. Stanford (82) (ot), NSF, 3-28-97 (Old Dominion trailed, 31-16, with 7:48 remaining in the first half.)
 15 - Notre Dame (90) vs. Connecticut (75), NSF, 3-30-01 (Notre Dame trailed, 54-39, with 19:13 remaining in the game.)
 14 - Louisiana Tech (56) vs. Auburn (54), CH, 4-3-88 (Louisiana Tech trailed, 37-23, with 15:21 remaining in the game.)
 13 - Southern California (69) vs. Louisiana Tech (67), CH, 4-3-83 (Southern California trailed, 35-22, with 3:04 remaining in the first half.)
 9 - Old Dominion (70) vs. Georgia (65), CH, 3-31-85 (Old Dominion trailed, 31-22, with 2:18 remaining in the first half.)
 9 - Stanford (88) vs. Auburn (81), CH, 4-1-90 (Stanford trailed, 41-32, with 1:47 remaining in the first half.)
 9 - Connecticut (70) vs. Tennessee (64), CH, 4-2-95 (Connecticut trailed, 43-34, with 18:43 remaining in the game.)
 9 - Connecticut (71) vs. Texas (69), NSF, 4-6-03 (Connecticut trailed, 50-41, with 12:25 remaining in the game.)
 8 - Auburn (76) vs. Louisiana Tech (71), NSF, 3-31-89 (Auburn trailed, 59-51, with 9:53 remaining in the game.)
 8 - Stanford (66) vs. Virginia (65), NSF, 4-4-92 (Stanford trailed, 50-42, with 9:09 remaining in the game.)

MOST FIELD GOALS

- 40 - Texas vs. Southern California, CH, 3-30-86
 37 - Southern California vs. Georgia, NSF, 4-1-83
 36 - Texas vs. Western Ky., NSF, 3-28-86
 35 - Louisiana Tech vs. Texas, NSF, 3-27-87
 35 - North Carolina vs. Purdue, NSF, 4-2-94
 35 - Old Dominion vs. Stanford, NSF, 3-28-97
 35 - Tennessee vs. Louisiana Tech, CH, 3-29-98
 32 - Tennessee vs. Georgia, CH, 3-31-96
 32 - Louisiana Tech vs. Tennessee, CH, 3-29-98
 31 - Southern California vs. Tennessee, CH, 4-1-84
 31 - Connecticut vs. Tennessee, CH, 4-2-00

FEWEST FIELD GOALS

- 16 - Tennessee vs. Louisiana Tech, NSF, 3-26-82
 16 - Louisiana Tech vs. Tennessee, CH, 3-29-87
 16 - Tennessee vs. Connecticut, CH, 4-2-00
 18 - Arkansas vs. Tennessee, NSF, 3-27-98
 18 - Duke vs. Purdue, CH, 3-28-99
 18 - Tennessee vs. LSU, NSF, 4-4-04
 19 - Tennessee vs. Rutgers, NSF, 3-31-00
 19 - LSU vs. Tennessee, NSF, 4-4-04
 20 - Connecticut vs. Virginia, NSF, 3-30-91

MOST FIELD GOALS ATTEMPTED

- 82 - Cheyney vs. Tennessee, NSF, 3-30-84
 82 - Western Ky. vs. Georgia, NSF, 3-29-85
 81 - Stanford vs. Connecticut, NSF, 4-1-95
 77 - Connecticut vs. Notre Dame, NSF, 3-30-01
 76 - Old Dominion vs. Georgia, CH, 3-31-85
 76 - Tennessee vs. Southern California, NSF, 3-28-86
 73 - Tennessee vs. Georgia, CH, 3-31-96
 73 - Louisiana Tech vs. Tennessee, CH, 3-29-98
 71 - Western Ky. vs. Stanford, CH, 4-5-92
 71 - Georgia vs. Tennessee, CH, 3-31-96

FEWEST FIELD GOALS ATTEMPTED

- 47 - Old Dominion vs. Louisiana Tech, NSF, 4-1-83
 48 - Louisiana Tech vs. Tennessee, CH, 3-29-87
 49 - Tennessee vs. Old Dominion, CH, 3-30-97
 49 - Tennessee vs. Rutgers, NSF, 3-31-00
 49 - Connecticut vs. Tennessee, CH, 4-8-03
 50 - Louisiana Tech vs. Southern California, NSF, 3-30-84
 50 - Southwest Mo. St. vs. Western Ky., NSF, 4-4-92
 50 - Texas Tech vs. Vanderbilt, NSF, 4-3-93
 50 - Connecticut vs. Stanford, NSF, 4-1-95
 50 - LSU vs. Tennessee, NSF, 4-4-04
 50 - Tennessee vs. LSU, NSF, 4-4-04

HIGHEST FIELD GOAL PERCENTAGE

- 59.2% (29-49) - Tennessee vs. Old Dominion, CH, 3-30-97
 58.8% (40-68) - Texas vs. Southern California, CH, 3-30-86
 58.5% (31-53) - Georgia vs. Western Ky., NSF, 3-29-85
 58.3% (35-60) - Louisiana Tech vs. Texas, NSF, 3-27-87
 56.1% (37-66) - Southern California vs. Georgia, NSF, 4-1-83
 55.6% (30-54) - Louisiana Tech vs. Cheyney, CH, 3-28-82
 54.7% (29-53) - Texas Tech vs. Ohio St., CH, 4-4-93
 53.0% (35-66) - North Carolina vs. Purdue, NSF, 4-2-94
 52.6% (30-57) - Connecticut vs. Oklahoma, CH, 3-31-02
 51.6% (33-64) - Georgia vs. Stanford, NSF, 3-29-96

LOWEST FIELD GOAL PERCENTAGE

- 28.4% (21-74) - La.-Monroe vs. Old Dominion, NSF, 3-29-85
 29.6% (21-71) - Western Ky. vs. Stanford, CH, 4-5-92
 30.2% (16-53) - Tennessee vs. Louisiana Tech, NSF, 3-26-82
 30.5% (18-59) - Arkansas vs. Tennessee, NSF, 3-27-98
 30.9% (25-81) - Stanford vs. Connecticut, NSF, 4-1-95
 31.4% (16-51) - Tennessee vs. Connecticut, CH, 4-2-00
 31.4% (22-70) - Tennessee vs. Connecticut, NSF, 3-29-02
 32.4% (23-71) - Georgia vs. Southern California, NSF, 4-1-83
 32.7% (18-55) - Duke vs. Purdue, CH, 3-28-99
 33.3% (16-48) - Louisiana Tech vs. Tennessee, CH, 3-29-87

Question...

What was the only year the national championship game went to overtime?

Answer...

1991. (Tennessee defeated Virginia 70-67 in overtime).

MOST THREE-POINT FIELD GOALS

- 11 - Stanford vs. Auburn, CH, 4-1-90
- 10 - Connecticut vs. Tennessee, CH, 4-8-03
- 9 - Duke vs. Georgia, NSF, 3-26-99
- 9 - Oklahoma vs. Duke, NSF, 3-29-02
- 8 - Notre Dame vs. Connecticut, NSF, 3-30-01
- 8 - Oklahoma vs. Connecticut, CH, 3-31-02
- 7 - Western Ky. vs. Stanford, CH, 4-5-92
- 7 - Texas Tech vs. Ohio St., CH, 4-4-93
- 7 - Ohio St. vs. Texas Tech, CH, 4-4-93
- 7 - Purdue vs. Notre Dame, CH, 4-1-01
- 7 - Stanford vs. Connecticut, NSF, 4-1-95
- 7 - Connecticut vs. Tennessee, NSF, 3-29-96
- 7 - Purdue vs. Louisiana Tech, NSF, 3-26-99
- 7 - Connecticut vs. Tennessee, NSF, 3-29-02
- 7 - Texas vs. Connecticut, NSF, 4-6-03
- 7 - Connecticut vs. Tennessee, CH, 4-6-04

FEWEST THREE-POINT FIELD GOALS

- 0 - Auburn vs. Long Beach St., NSF, 4-1-88
- 0 - Louisiana Tech vs. Auburn, CH, 4-3-88
- 0 - Auburn vs. Louisiana Tech, NSF, 3-31-89
- 0 - Tennessee vs. Maryland, NSF, 3-31-89
- 0 - Tennessee vs. Auburn, CH, 4-2-89
- 0 - Auburn vs. Tennessee, CH, 4-2-89
- 0 - Tennessee vs. Virginia, CH, 3-31-91
- 0 - Virginia vs. Stanford, NSF, 4-4-92
- 0 - Connecticut vs. Oklahoma, CH, 3-31-02
- 0 - LSU vs. Tennessee, NSF, 4-4-04

MOST THREE-POINT FIELD GOALS ATTEMPTED

- 30 - Connecticut vs. Notre Dame, NSF, 3-30-01
- 27 - Stanford vs. Connecticut, NSF, 4-1-95
- 26 - Stanford vs. Auburn, CH, 4-1-90
- 26 - Vanderbilt vs. Texas Tech, NSF, 4-3-93
- 26 - Oklahoma vs. Duke, NSF, 3-29-02
- 24 - Georgia vs. Tennessee, CH, 3-31-96
- 23 - Louisiana Tech vs. Auburn, NSF, 3-30-90
- 22 - Ohio St. vs. Texas Tech, CH, 4-4-93
- 21 - Duke vs. Purdue, CH, 3-28-99
- 21 - Connecticut vs. Tennessee, CH, 4-8-03

FEWEST THREE-POINT FIELD GOALS ATTEMPTED

- 0 - Auburn vs. Louisiana Tech, NSF, 3-31-89
- 0 - Tennessee vs. Maryland, NSF, 3-31-89
- 0 - Tennessee vs. Auburn, CH, 4-2-89
- 1 - Louisiana Tech vs. Auburn, CH, 4-3-88
- 2 - Iowa vs. Ohio St., NSF, 4-3-93
- 3 - Five tied (Most recent: LSU vs. Tennessee, NSF, 4-4-04)

HIGHEST THREE-POINT FIELD GOAL PERCENTAGE (Min. four made)

- 72.7% (8-11) - Notre Dame vs. Connecticut, NSF, 3-30-01
- 62.5% (5-8) - Stanford vs. Virginia, NSF, 3-30-90
- 57.1% (4-7) - Tennessee vs. Connecticut, CH, 4-2-00
- 56.3% (9-16) - Duke vs. Georgia, NSF, 3-26-99
- 50.0% (7-14) - Connecticut vs. Tennessee, CH, 4-6-04
- 50.0% (6-12) - Connecticut vs. Penn St., NSF, 3-31-00
- 50.0% (6-12) - Auburn vs. Stanford, CH, 4-1-90
- 50.0% (4-8) - Virginia vs. Tennessee, CH, 3-31-91
- 47.6% (10-21) - Connecticut vs. Tennessee, CH, 4-8-03
- 45.5% (5-11) - Purdue vs. Southwest Mo. St., NSF, 3-30-01

LOWEST THREE-POINT FIELD GOAL PERCENTAGE (Min. 10 att.)

- 0.0% (0-1) - Virginia vs. Stanford, NSF, 4-4-92
- 7.7% (1-13) - Purdue vs. Duke, CH, 3-28-99
- 8.3% (1-12) - Old Dominion vs. Stanford, NSF, 3-28-97
- 10.0% (1-10) - Notre Dame vs. Purdue, CH, 4-1-01
- 11.5% (3-26) - Vanderbilt vs. Texas Tech, NSF, 4-3-93
- 11.8% (2-17) - Stanford vs. Georgia, NSF, 3-29-96
- 13.3% (2-15) - Georgia vs. Tennessee, NSF, 4-1-95

MOST FREE THROWS

- 34 - Connecticut vs. Stanford, NSF, 4-1-95
- 31 - Stanford vs. Western Ky., CH, 4-5-92
- 29 - Georgia vs. Western Ky., NSF, 3-29-85
- 29 - Auburn vs. Louisiana Tech, NSF, 3-30-90
- 29 - Western Ky. vs. Southwest Mo. St., NSF, 4-4-92
- 28 - Notre Dame vs. Connecticut, NSF, 3-30-01
- 23 - Southern California vs. Texas, CH, 3-30-86
- 22 - Tennessee vs. Virginia, CH, 3-31-91
- 21 - Stanford vs. Auburn, CH, 4-1-90
- 20 - Tennessee vs. Auburn, CH, 4-2-89

FEWEST FREE THROWS

- 1 - Vanderbilt vs. Texas Tech, NSF, 4-3-93
- 3 - Tennessee vs. Southern California, NSF, 3-28-86
- 3 - Stanford vs. Connecticut, NSF, 4-1-95
- 4 - Louisiana Tech vs. Auburn, CH, 4-3-88
- 4 - Duke vs. Purdue, CH, 3-28-99
- 5 - Six tied (Most recent: Duke vs. Tennessee, NSF, 4-6-03)

MOST FREE THROWS ATTEMPTED

- 46 - Connecticut vs. Stanford, NSF, 4-1-95
- 38 - Auburn vs. Louisiana Tech, NSF, 3-30-90
- 38 - Western Ky. vs. Southwest Mo. St., NSF, 4-4-92
- 37 - Georgia vs. Western Ky., NSF, 3-29-85
- 37 - Southwest Mo. St. vs. Western Ky., NSF, 4-4-92
- 37 - Stanford vs. Western Ky., CH, 4-5-92
- 35 - Tennessee vs. Virginia, CH, 3-31-91
- 31 - Stanford vs. Auburn, CH, 4-1-90
- 29 - Southern California vs. Texas, CH, 3-30-86
- 28 - Purdue vs. Duke, CH, 3-28-99

FEWEST FREE THROWS ATTEMPTED

- 5 - Vanderbilt vs. Texas Tech, NSF, 4-3-93
- 5 - Stanford vs. Connecticut, NSF, 4-1-95
- 6 - Tennessee vs. Southern California, NSF, 3-28-86
- 6 - Duke vs. Purdue, CH, 3-28-99
- 6 - Duke vs. Tennessee, NSF, 4-6-03
- 7 - Cheyney vs. Louisiana Tech, CH, 3-28-82
- 8 - Six tied (Most recent: Louisiana Tech vs. Purdue, NSF, 3-26-99)

HIGHEST FREE THROW PERCENTAGE**(Min. nine made)**

- 100.0% (9-9) - Tennessee vs. Southern California, CH, 4-1-84
- 91.7% (11-12) - Cheyney vs. Tennessee, NSF, 3-30-84
- 88.0% (22-25) - Connecticut vs. Oklahoma, CH, 3-31-02
- 87.5% (14-16) - Tennessee vs. Louisiana Tech, NSF, 3-26-82
- 87.5% (21-24) - Oklahoma vs. Duke, NSF, 3-29-02
- 86.4% (19-22) - Ohio St. vs. Texas Tech, CH, 4-4-93
- 86.4% (19-22) - Connecticut vs. Penn St., NSF, 3-31-00
- 85.7% (18-21) - Stanford vs. Old Dominion, NSF, 3-28-97
- 85.7% (12-14) - Notre Dame vs. Tennessee, NSF, 3-28-97
- 84.2% (16-19) - Connecticut vs. Tennessee, NSF, 3-29-96

LOWEST FREE THROW PERCENTAGE

- 36.8% (7-19) - Virginia vs. Tennessee, CH, 3-31-91
- 46.7% (7-15) - Georgia vs. Tennessee, NSF, 4-1-95
- 47.4% (9-19) - Louisiana Tech vs. Tennessee, NSF, 4-1-88
- 50.0% (7-14) - Stanford vs. Tennessee, NSF, 3-30-91
- 50.0% (5-10) - Georgia vs. Duke, NSF, 3-26-99
- 50.0% (5-10) - Louisiana Tech vs. Tennessee, CH, 3-29-98
- 50.0% (4-8) - Louisiana Tech vs. Auburn, CH, 4-3-88
- 53.3% (8-15) - Connecticut vs. Tennessee, CH, 4-2-00
- 53.8% (7-13) - Tennessee vs. Old Dominion, CH, 3-30-97

MOST REBOUNDS

- 57 - Old Dominion vs. La.-Monroe, NSF, 3-29-85
- 57 - Old Dominion vs. Georgia, NSF, 3-31-85
- 54 - Tennessee vs. Georgia, CH, 3-31-96
- 51 - Southern California vs. Georgia, NSF, 4-1-83
- 51 - Tennessee vs. Cheyney, NSF, 3-30-84
- 51 - Tennessee vs. Georgia, NSF, 4-1-95
- 51 - Stanford vs. Western Ky., CH, 4-5-92
- 51 - Connecticut vs. Notre Dame, NSF, 3-30-01
- 49 - Stanford vs. Auburn, CH, 4-1-90
- 49 - Tennessee vs. Virginia, CH, 3-31-91

FEWEST REBOUNDS

- 22 - Connecticut vs. Tennessee, CH, 4-8-03
- 24 - Texas Tech vs. Ohio St., CH, 4-4-93
- 25 - Oklahoma vs. Connecticut, CH, 3-31-02
- 25 - Minnesota vs. Connecticut, NSF, 4-4-04
- 27 - Vanderbilt vs. Texas Tech, NSF, 4-3-93
- 29 - Tennessee vs. Louisiana Tech, NSF, 3-26-82
- 29 - Southern California vs. Louisiana Tech, CH, 4-3-83
- 29 - Louisiana Tech vs. Southern California, NSF, 3-30-84
- 29 - Tennessee vs. Old Dominion, CH, 3-30-97
- 29 - Southwest Mo. St. vs. Purdue, NSF, 3-30-01

LARGEST REBOUND MARGIN

- 27 - Old Dominion (57) vs. Georgia (30), CH, 3-31-85
- 19 - Louisiana Tech (50) vs. Auburn (31), NSF, 3-31-89
- 19 - Connecticut (44) vs. Oklahoma (25), CH, 3-31-02
- 18 - Tennessee (51) vs. Georgia (33), NSF, 4-1-95
- 18 - Purdue (47) vs. Southwest Mo. St. (29), NSF, 3-30-01
- 18 - Tennessee (40) vs. Connecticut (22), CH, 4-8-03
- 17 - Southern California (51) vs. Georgia (34), NSF, 4-1-83
- 17 - Ohio St. (41) vs. Texas Tech (24), CH, NSF, 4-4-93
- 15 - Six tied (Most recent: Tennessee (54) vs. Georgia (39), CH, 3-31-96)

MOST ASSISTS (Since 1985)

- 23 - Texas vs. Western Ky., NSF, 3-28-86
- 22 - Texas vs. Southern California, CH, 3-30-86
- 22 - Tennessee vs. Connecticut, NSF, 4-1-95
- 21 - Connecticut vs. Stanford, NSF, 4-1-95
- 21 - Tennessee vs. Georgia, CH, 3-31-96
- 21 - Connecticut vs. Tennessee, CH, 4-2-00
- 21 - Louisiana Tech vs. North Carolina St., NSF, 3-27-98
- 20 - Duke vs. Georgia, NSF, 3-26-99
- 20 - Penn St. vs. Connecticut, NSF, 3-31-00
- 20 - Connecticut vs. Tennessee, NSF, 3-29-02

NOTE: Southern California vs. Georgia, NSF, 4-1-83, recorded 23 assists before it became an official statistic.

MOST BLOCKED SHOTS (Since 1988)

- 11 - Connecticut vs. Tennessee, CH, 4-2-00
- 11 - Notre Dame vs. Purdue, CH, 4-1-01
- 9 - Tennessee vs. Rutgers, NSF, 3-31-00
- 9 - Connecticut vs. Oklahoma, CH, 3-31-02
- 7 - Tennessee vs. Auburn, CH, 4-2-89
- 7 - Stanford vs. Tennessee, NSF, 3-30-91
- 7 - Connecticut vs. Tennessee, NSF, 3-29-96
- 7 - Tennessee vs. Arkansas, NSF, 3-27-98
- 7 - Louisiana Tech vs. Tennessee, CH, 3-29-98
- 7 - Louisiana Tech vs. Purdue, NSF, 3-26-99
- 7 - LSU vs. Tennessee, NSF, 4-4-04

NOTE: Southern California vs. Tennessee, CH, 4-1-84, Louisiana Tech vs. Tennessee, NSF, 3-26-82 and Georgia vs. Western Ky., NSF, 3-29-85, recorded nine blocked shots each before it became an official statistic.

MOST STEALS (Since 1988)

- 18 - Western Ky. vs. Southwest Mo. St., NSF, 4-4-92
- 17 - North Carolina vs. Purdue, NSF, 4-2-94
- 17 - Old Dominion vs. Stanford, NSF, 3-28-97
- 16 - Auburn vs. Long Beach St., NSF, 4-1-88
- 16 - Old Dominion vs. Tennessee, CH, 3-30-97
- 15 - Tennessee vs. Notre Dame, NSF, 3-28-97
- 12 - Louisiana Tech vs. Auburn, CH, 4-3-88
- 12 - Louisiana Tech vs. North Carolina, CH, 4-3-94
- 12 - Tennessee vs. Old Dominion, CH, 3-30-97
- 12 - Connecticut vs. Tennessee, CH, 4-2-00
- 12 - Oklahoma vs. Connecticut, CH, 3-31-02

MOST TURNOVERS

- 32 - Southern California vs. Georgia, NSF, 4-1-83
- 29 - Southwest Mo. St. vs. Western Ky., NSF, 4-4-92
- 29 - Stanford vs. Old Dominion, NSF, 3-28-97
- 28 - Western Ky. vs. Southwest Mo. St., NSF, 4-4-92
- 28 - Purdue vs. North Carolina, NSF, 4-2-94
- 28 - Arkansas vs. Tennessee, NSF, 3-27-98
- 26 - Tennessee vs. Old Dominion, CH, 3-30-97
- 26 - Old Dominion vs. Tennessee, CH, 3-30-97
- 26 - Tennessee vs. Connecticut, CH, 4-2-00
- 23 - Tennessee vs. Virginia, CH, 3-31-91

FEWEST TURNOVERS

- 6 - Auburn vs. Louisiana Tech, NSF, 3-31-89
- 8 - Texas vs. Western Ky., NSF, 3-28-86
- 9 - Cheyney vs. Maryland, NSF, 3-26-82
- 8 - Purdue vs. Duke, CH, 3-28-99
- 9 - Auburn vs. Stanford, CH, 4-1-90
- 9 - Stanford vs. Georgia, NSF, 3-29-96
- 9 - Georgia vs. Duke, NSF, 3-26-99
- 10 - Connecticut vs. Tennessee, CH, 4-6-04
- 11 - Southern California vs. Tennessee, CH, 4-1-84
- 11 - Connecticut vs. Tennessee, CH, 4-8-03
- 11 - Tennessee vs. Connecticut, CH, 4-6-04

MOST PERSONAL FOULS

- 32 - Western Ky. vs. Southwest Mo. St., NSF, 4-4-92
- 31 - Louisiana Tech vs. Auburn, NSF, 3-30-90
- 31 - Southwest Mo. St. vs. Western Ky., NSF, 4-4-92

- 31 - Stanford vs. Connecticut, NSF, 4-1-95
- 28 - Western Ky. vs. Georgia, NSF, 3-29-85
- 28 - Connecticut vs. Notre Dame, NSF, 3-30-01
- 27 - Texas vs. Southern California, CH, 3-30-86
- 27 - Virginia vs. Tennessee, CH, 3-31-91
- 27 - Western Ky. vs. Stanford, CH, 4-5-92
- 25 - Auburn vs. Stanford, CH, 4-1-90
- 25 - Ohio St. vs. Texas Tech, CH, 4-4-93

FEWEST PERSONAL FOULS

- 8 - Texas Tech vs. Vanderbilt, NSF, 4-3-93
- 10 - Connecticut vs. Tennessee, CH, 4-6-04
- 11 - Louisiana Tech vs. Auburn, CH, 4-3-88
- 11 - Tennessee vs. Maryland, NSF, 3-31-89
- 11 - Purdue vs. Louisiana Tech, NSF, 3-26-99
- 12 - Louisiana Tech vs. Old Dominion, NSF, 4-1-83
- 12 - Southern California vs. Louisiana Tech, NSF, 3-30-84
- 12 - Southern California vs. Tennessee, NSF, 3-28-86
- 13 - Five tied (Most recent: Tennessee vs. Duke, NSF, 4-6-03)

MOST PLAYERS DISQUALIFIED

- 4 - Western Ky. vs. Southwest Mo. St., NSF, 4-4-92
- 3 - Louisiana Tech vs. Auburn, NSF, 3-30-90
- 3 - Virginia vs. Tennessee, CH, 3-31-91
- 3 - Southwest Mo. St. vs. Western Ky., NSF, 4-4-92
- 3 - Virginia vs. Stanford, NSF, 4-4-92
- 2 - 13 tied (Most recent: Old Dominion vs. Tennessee, CH, 3-30-97)

Championship Game Records

Single Game, Individual

MOST POINTS

- 47 - Sheryl Swoopes, Texas Tech vs. Ohio St., 4-4-93
- 28 - Dena Head, Tennessee vs. Virginia, 3-31-91
- 28 - Dawn Staley, Virginia vs. Tennessee, 3-31-91
- 28 - Katie Smith, Ohio St. vs. Texas Tech, 4-4-93
- 28 - Ruth Riley, Notre Dame vs. Purdue, 4-1-01
- 28 - Diana Taurasi, Connecticut vs. Tennessee, 4-8-03
- 27 - Four tied (Most recent: Tamika Catchings, Tennessee vs. Louisiana Tech, 3-29-98)

MOST POINTS IN ONE HALF

- 24 - Sheryl Swoopes, Texas Tech vs. Ohio St., 2nd Half, 4-4-93
- 23 - Sheryl Swoopes, Texas Tech vs. Ohio St., 1st Half, 4-4-93
- 20 - Katie Smith, Ohio St. vs. Texas Tech, 2nd Half, 4-4-93
- 19 - Charlotte Smith, North Carolina vs. Louisiana Tech, 2nd Half, 4-3-94
- 18 - Six tied (Most recent: Ukari Figgs, Purdue vs. Duke, 2nd Half, 3-28-99)

MOST FIELD GOALS MADE

- 16 - Sheryl Swoopes, Texas Tech vs. Ohio St., 4-4-93
- 12 - Erica Westbrooks, Louisiana Tech vs. Auburn, 4-3-88
- 11 - Seven tied (Most recent: Chamique Holdsclaw, Tennessee vs. Louisiana Tech and Tamicha Jackson, Louisiana Tech vs. Tennessee, 3-29-98)

MOST FIELD GOALS ATTEMPTED

- 26 - Dawn Staley, Virginia vs. Tennessee, 3-31-91
- 25 - Tonya Sampson, North Carolina vs. Louisiana Tech, 4-3-94
- 25 - Chamique Holdsclaw, Tennessee vs. Louisiana Tech, 3-29-98
- 25 - Tamicha Jackson, Louisiana Tech vs. Tennessee, 3-29-98
- 24 - Sheryl Swoopes, Texas Tech vs. Ohio St., 4-4-93

HIGHEST FIELD GOAL PERCENTAGE (Min. eight made)

- 88.9% (8-9) - Jennifer White, Louisiana Tech vs. Southern California, 4-3-83
- 70.6% (12-17) - Erica Westbrooks, Louisiana Tech vs. Auburn, 4-3-88
- 69.2% (9-13) - Ruth Riley, Notre Dame vs. Purdue, 4-1-01

66.7% (16-24) - Sheryl Swoopes, Texas Tech vs. Ohio St., 4-4-93

66.7% (8-12) - Paula McGee, Southern California vs. Louisiana Tech, 4-3-83

MOST THREE-POINT FIELD GOALS MADE

- 6 - Katy Steding, Stanford vs. Auburn, 4-1-90
- 4 - Eight tied (Most recent: Diana Taurasi, Connecticut vs. Tennessee, 4-8-03)

MOST THREE-POINT FIELD GOALS ATTEMPTED

- 15 - Katy Steding, Stanford vs. Auburn, 4-1-90
- 12 - Tamicha Jackson, Louisiana Tech vs. Tennessee, 3-29-98
- 11 - Audrey Burcy, Ohio St. vs. Texas Tech, 4-4-93
- 10 - Aubrey Eblin, Old Dominion vs. Tennessee, 3-30-97
- 10 - Rosalind Ross, Oklahoma vs. Connecticut, 3-31-02

HIGHEST THREE-POINT FIELD GOAL PERCENTAGE (Min. four made)

- 80.0% (4-5) - Abby Conklin, Tennessee vs. Georgia, 3-31-96
- 80.0% (4-5) - Kellie Jolly, Tennessee vs. Louisiana Tech, 3-29-98
- 66.7% (4-6) - Sheryl Swoopes, Texas Tech vs. Ohio St., 4-4-93
- 50.0% (4-8) - Jennifer Azzi, Stanford vs. Auburn, 4-1-90
- 50.0% (4-8) - Kim Pehlke, Western Ky. vs. Stanford, 4-5-92

MOST FREE THROWS

- 12 - Cheryl Miller, Southern California vs. Texas, 3-30-86
- 11 - Cheryl Miller, Southern California vs. Louisiana Tech, 4-3-83
- 11 - Sheryl Swoopes, Texas Tech vs. Ohio St., 4-4-93
- 11 - Tamika Catchings, Tennessee vs. Louisiana Tech, 3-29-98
- 10 - Dena Head, Tennessee vs. Virginia, 3-31-91
- 10 - Ruth Riley, Notre Dame vs. Purdue, 4-1-01
- 10 - Swin Cash, Connecticut vs. Oklahoma, 3-31-02

MOST FREE THROWS ATTEMPTED

- 14 - Cheryl Miller, Southern California vs. Louisiana Tech, 4-3-83
- 14 - Ruth Riley, Notre Dame vs. Purdue, 4-1-01
- 14 - Dena Head, Tennessee vs. Virginia, 3-31-91
- 13 - Cheryl Miller, Southern California vs. Texas, 3-30-86
- 13 - Tamika Catchings, Tennessee vs. Louisiana Tech, 3-29-98
- 12 - Liesa Lang, Western Ky. vs. Stanford, 4-5-92
- 12 - Swin Cash, Connecticut vs. Oklahoma, 3-31-02

HIGHEST FREE THROW PERCENTAGE (Min. five made)

- 100.0% (11-11) - Sheryl Swoopes, Texas Tech vs. Ohio St., 4-4-93
- 100.0% (8-8) - Diana Taurasi, Connecticut vs. Tennessee, 4-8-03
- 100.0% (7-7) - Nikki Keyton, Ohio St. vs. Texas Tech, 4-4-93
- 100.0% (6-6) - Mary Ostrowski, Tennessee vs. Southern California, 4-1-84
- 100.0% (6-6) - Tasha Butts, Tennessee vs. Connecticut, 4-6-04
- 100.0% (5-5) - Julie Zeilstra, Stanford vs. Auburn, 4-1-90
- 100.0% (5-5) - Kara Lawson, Tennessee vs. Connecticut, 4-8-03
- 92.3% (12-13) - Cheryl Miller, Southern California vs. Texas, 3-30-86

MOST REBOUNDS

- 23 - Charlotte Smith, North Carolina vs. Louisiana Tech, 4-3-94
- 20 - Tracy Claxton, Old Dominion vs. Georgia, 3-31-85
- 16 - La' Keshia Frett, Georgia vs. Tennessee, 3-31-96
- 15 - Medina Dixon, Old Dominion vs. Georgia, 3-31-85
- 15 - Rachel Hemmer, Stanford vs. Western Ky., 4-5-92

MOST REBOUNDS IN ONE HALF

- 13 - Charlotte Smith, North Carolina vs. Louisiana Tech, 2nd Half, 4-3-94
- 12 - Tracy Claxton, Old Dominion vs. Georgia, 2nd Half, 3-31-85
- 11 - La' Keshia Frett, Georgia vs. Tennessee, 2nd Half, 3-31-96
- 10 - Charlotte Smith, North Carolina vs. Louisiana Tech, 1st Half, 4-3-94



Photo courtesy of Notre Dame Sports Information

The 2001 Women's Final Four most outstanding player, Ruth Riley, posted 28 points in the national title game. The Irish needed two free throws from the senior in the final seconds of the season to defeat Purdue 68-66. Only one player has managed more points in the title tilt.

- 9 - Six tied (Most recent: Katie Smith, Ohio St. vs. Texas Tech, 2nd Half, 4-4-93)

MOST ASSISTS (Since 1985)

- 11 - Kellie Jolly, Tennessee vs. Old Dominion, 3-30-97
- 10 - Kamie Ethridge, Texas vs. Southern California, 3-30-86
- 10 - Melissa McCray, Tennessee vs. Auburn, 4-2-89
- 9 - Ruthie Bolton, Auburn vs. Tennessee, 4-2-89
- 9 - LaQuan Stallworth, Louisiana Tech vs. Tennessee, 3-29-98

NOTE: Kim Mulkey, Louisiana Tech vs. Southern California, 4-3-83, recorded 11 assists before it became an official statistic.

MOST STEALS (Since 1988)

- 8 - Ticha Penicheiro, Old Dominion vs. Tennessee, 3-30-97
- 6 - Erica Westbrooks, Louisiana Tech vs. Auburn, 4-3-88
- 6 - Shea Ralph, Connecticut vs. Tennessee, 4-2-00
- 6 - Niele Ivey, Notre Dame vs. Purdue, 4-1-01
- 5 - Kellie Jolly, Tennessee vs. Old Dominion, 3-30-97
- 5 - Katie Douglas, Purdue vs. Notre Dame, 4-1-01

MOST BLOCKED SHOTS (Since 1988)

- 9 - Kelly Schumacher, Connecticut vs. Tennessee, 4-2-00
- 7 - Ruth Riley, Notre Dame vs. Purdue, 4-1-01
- 5 - Sheila Frost, Tennessee vs. Auburn, 4-2-89
- 5 - Asjha Jones, Connecticut vs. Oklahoma, 3-31-02
- 4 - Erica Westbrooks, Louisiana Tech vs. Auburn, 4-3-88
- 4 - Vickie Orr, Auburn vs. Tennessee, 4-2-89
- 4 - Teresa Geter, Tennessee vs. Louisiana Tech, 3-29-98

Single Game, Team

MOST POINTS

- 97 - Texas vs. Southern California (81), 3-30-86
- 93 - Tennessee vs. Louisiana Tech (75), 3-29-98
- 88 - Stanford vs. Auburn (81), 4-1-90
- 84 - Texas Tech vs. Ohio St. (82), 4-4-93
- 83 - Tennessee vs. Georgia (65), 3-31-96

MOST POINTS IN ONE HALF

- 55 - Tennessee vs. Louisiana Tech, 1st Half, 3-29-98
- 52 - Texas vs. Southern California, 2nd Half, 3-30-86
- 51 - Ohio St. vs. Texas Tech, 2nd Half, 4-4-93
- 47 - Stanford vs. Auburn, 2nd Half, 4-1-90
- 46 - Southern California vs. Tennessee, 2nd Half, 4-1-84
- 46 - Southern California vs. Texas, 2nd Half, 3-30-86

MOST POINTS, BOTH TEAMS

- 178 - Texas (97) vs. Southern California (81), 3-30-86
- 169 - Stanford (88) vs. Auburn (81), 4-1-90
- 168 - Tennessee (93) vs. Louisiana Tech (75), 3-29-98
- 166 - Texas Tech (84) vs. Ohio St. (82), 4-4-93
- 152 - Connecticut (82) vs. Oklahoma (70), 3-31-02

MOST POINTS, BOTH TEAMS, ONE HALF

- 98 - Texas (52) vs. Southern California (46), 2nd Half, 3-30-86
- 95 - Ohio St. (51) vs. Texas Tech (44), 2nd Half, 4-4-93
- 87 - Stanford (47) vs. Auburn (40), 2nd Half, 4-1-90
- 87 - Tennessee (55) vs. Louisiana Tech (32), 1st Half, 3-29-98
- 82 - Stanford (41) vs. Auburn (41), 1st Half, 4-1-90

FEWEST POINTS

- 44 - Louisiana Tech vs. Tennessee, 3-29-87
- 45 - Duke vs. Purdue, 3-28-99
- 54 - Auburn vs. Louisiana Tech, 4-3-88
- 52 - Tennessee vs. Connecticut, 4-2-00
- 56 - Louisiana Tech vs. Auburn, 4-3-88

FEWEST POINTS IN ONE HALF

- 17 - Purdue vs. Duke, 1st Half, 3-28-99
- 19 - Louisiana Tech vs. Auburn, 1st Half, 4-3-88
- 19 - Tennessee vs. Connecticut, 1st Half, 4-2-00
- 20 - Louisiana Tech vs. Tennessee, 2nd Half, 3-29-87
- 22 - Old Dominion vs. Tennessee, 1st Half, 3-30-97
- 22 - Duke vs. Purdue, 1st Half, 3-28-99

FEWEST POINTS, BOTH TEAMS

- 107 - Purdue (62) vs. Duke (45), 3-28-99
- 110 - Louisiana Tech (56) vs. Auburn (54), 4-3-88
- 111 - Tennessee (67) vs. Louisiana Tech (44), 3-29-87
- 119 - North Carolina (60) vs. Louisiana Tech (59), 4-3-94
- 123 - Connecticut (71) vs. Tennessee (52), 4-2-00

FEWEST POINTS, BOTH TEAMS, ONE HALF

- 39 - Duke (22) vs. Purdue (17), 1st Half, 3-28-99
- 50 - Auburn (31) vs. Louisiana Tech (19), 1st Half, 4-3-88
- 51 - Connecticut (32) vs. Tennessee (19), 1st Half, 4-2-00
- 53 - Tennessee (27) vs. Virginia (26), 1st Half, 3-31-91
- 54 - Tennessee (28) vs. Southern California (26), 1st Half, 4-1-84
- 54 - Tennessee (34) vs. Louisiana Tech (20), 2nd Half, 3-29-87
- 54 - Connecticut (30) vs. Tennessee (24), 1st Half, 4-6-04

LARGEST WINNING MARGIN

- 23 - Tennessee (67) vs. Louisiana Tech (44), 3-29-87
- 19 - Connecticut (71) vs. Tennessee (52), 4-2-00
- 18 - Tennessee (83) vs. Georgia (65), 3-31-96
- 18 - Tennessee (93) vs. Louisiana Tech (75), 3-29-98
- 17 - Purdue (62) vs. Duke (45), 3-28-99
- 16 - Three tied (Most recent: Stanford (78) vs. Western Ky. (62), 4-5-92)

SMALLEST WINNING MARGIN

- 1 - North Carolina (60) vs. Louisiana Tech (59), 4-3-94
- 2 - Southern California (69) vs. Louisiana Tech (67), 4-3-83
- 2 - Louisiana Tech (56) vs. Auburn (54), 4-3-88
- 2 - Texas Tech (84) vs. Ohio St. (82), 4-4-93
- 2 - Notre Dame (68) vs. Purdue (66), 4-1-01
- 3 - Tennessee (70) vs. Virginia (67), 3-31-91

LARGEST MARGIN OVERCOME

- 14 - Louisiana Tech (56) vs. Auburn (54), 4-3-88 (Louisiana Tech trailed, 37-23, with 15:21 left in the game.)
- 13 - Southern California (69) vs. Louisiana Tech (67), 4-3-83 (Southern California trailed, 35-22, with 3:04 left in the first half.)
- 9 - Old Dominion (70) vs. Georgia (65), 3-31-85 (Old Dominion trailed, 31-22, with 2:18 left in the first half.)
- 9 - Stanford (88) vs. Auburn (81), 4-1-90 (Stanford trailed, 41-32, with 1:47 left in the first half.)

- 9 - Connecticut (70) vs. Tennessee (64), 4-2-95 (Connecticut trailed, 43-34, with 18:43 left in the game.)

MOST FIELD GOALS

- 40 - Texas vs. Southern California, 3-30-86
- 35 - Tennessee vs. Louisiana Tech, 3-29-98
- 32 - Tennessee vs. Georgia, 3-31-96
- 32 - Louisiana Tech vs. Tennessee, 3-29-98
- 31 - Southern California vs. Tennessee, 4-1-84
- 31 - Connecticut vs. Tennessee, 4-2-00

FEWEST FIELD GOALS

- 16 - Louisiana Tech vs. Tennessee, 3-29-87
- 16 - Tennessee vs. Connecticut, 4-2-00
- 18 - Duke vs. Purdue, 3-28-99
- 21 - Auburn vs. Louisiana Tech, 4-3-88
- 21 - North Carolina vs. Louisiana Tech, 4-3-94
- 21 - Purdue vs. Duke, 3-28-99

MOST FIELD GOALS ATTEMPTED

- 76 - Old Dominion vs. Georgia, 3-31-85
- 73 - Tennessee vs. Georgia, 3-31-96
- 73 - Louisiana Tech vs. Tennessee, 3-29-98
- 71 - Western Ky. vs. Stanford, 4-5-92
- 71 - Georgia vs. Tennessee, 3-31-96

FEWEST FIELD GOALS ATTEMPTED

- 48 - Louisiana Tech vs. Tennessee, 3-29-87
- 49 - Tennessee vs. Old Dominion, 3-30-97
- 49 - Connecticut vs. Tennessee, 4-8-03
- 51 - Auburn vs. Louisiana Tech, 4-3-88
- 51 - Tennessee vs. Connecticut, 4-2-00
- 51 - Connecticut vs. Tennessee, 4-6-04

HIGHEST FIELD GOAL PERCENTAGE

- 59.2% (29-49) - Tennessee vs. Old Dominion, 3-30-97
- 58.8% (40-68) - Texas vs. Southern California, 3-30-86
- 55.6% (30-54) - Louisiana Tech vs. Cheyney, 3-28-82
- 54.7% (29-53) - Texas Tech vs. Ohio St., 4-4-93
- 52.6% (30-57) - Connecticut vs. Oklahoma, 3-31-02

LOWEST FIELD GOAL PERCENTAGE

- 29.6% (21-71) - Western Ky. vs. Stanford, 4-5-92
- 31.4% (16-51) - Tennessee vs. Connecticut, 4-2-00
- 32.7% (18-55) - Duke vs. Purdue, 3-28-99
- 33.3% (16-48) - Louisiana Tech vs. Tennessee, 3-29-87
- 34.4% (21-61) - North Carolina vs. Louisiana Tech, 4-3-94

MOST THREE-POINT FIELD GOALS

- 11 - Stanford vs. Auburn, 4-1-90
- 10 - Connecticut vs. Tennessee, 4-8-03
- 8 - Oklahoma vs. Connecticut, 3-31-02
- 7 - Western Ky. vs. Stanford, 4-5-92
- 7 - Texas Tech vs. Ohio St., 4-4-93
- 7 - Ohio St. vs. Texas Tech, 4-4-93
- 7 - Purdue vs. Notre Dame, 4-1-01
- 7 - Connecticut vs. Tennessee, 4-6-04

FEWEST THREE-POINT FIELD GOALS

- 0 - Louisiana Tech vs. Auburn, 4-3-88
- 0 - Tennessee vs. Auburn, 4-2-89
- 0 - Auburn vs. Tennessee, 4-2-89
- 0 - Tennessee vs. Virginia, 3-31-91
- 0 - Connecticut vs. Oklahoma, 3-31-02

MOST THREE-POINT FIELD GOALS ATTEMPTED

- 26 - Stanford vs. Auburn, 4-1-90
- 24 - Georgia vs. Tennessee, 3-31-96
- 22 - Ohio St. vs. Texas Tech, 4-4-93
- 21 - Duke vs. Purdue, 3-28-99
- 21 - Connecticut vs. Tennessee, 4-8-03

FEWEST THREE-POINT FIELD GOALS ATTEMPTED

- 0 - Tennessee vs. Auburn, 4-2-89
- 1 - Louisiana Tech vs. Auburn, 4-3-88

HIGHEST THREE-POINT FIELD GOAL PERCENTAGE (Min. four made)

- 57.1% (4-7) - Tennessee vs. Connecticut, 4-2-00
- 50.0% (7-14) - Connecticut vs. Tennessee, 4-6-04
- 50.0% (6-12) - Auburn vs. Stanford, 4-1-90
- 50.0% (4-8) - Virginia vs. Tennessee, 3-31-91
- 47.6% (10-21) - Connecticut vs. Tennessee, 4-8-03

LOWEST THREE-POINT FIELD GOAL PERCENTAGE

- 0% (0-9) - Connecticut vs. Oklahoma, 3-31-02
- 0% (0-4) - Auburn vs. Tennessee, 4-2-89
- 0% (0-3) - Tennessee vs. Virginia, 3-31-91
- 0% (0-1) - Louisiana Tech vs. Auburn, 4-3-88

- 7.7% (1-13) - Purdue vs. Duke, 3-28-99
- 10.0% (1-10) - Notre Dame vs. Purdue, 4-1-01

MOST FREE THROWS

- 31 - Stanford vs. Western Ky., 4-5-92
- 23 - Southern California vs. Texas, 3-30-86
- 22 - Tennessee vs. Virginia, 3-31-91
- 22 - Connecticut vs. Oklahoma, 3-31-02
- 21 - Stanford vs. Auburn, 4-1-90

FEWEST FREE THROWS

- 4 - Louisiana Tech vs. Auburn, 4-3-88
- 4 - Duke vs. Purdue, 3-28-99
- 5 - Louisiana Tech vs. Tennessee, 3-29-98
- 6 - Cheyney vs. Louisiana Tech, 3-28-82
- 6 - Georgia vs. Tennessee, 3-31-96

MOST FREE THROWS ATTEMPTED

- 37 - Stanford vs. Western Ky., 4-5-92
- 35 - Tennessee vs. Virginia, 3-31-91
- 31 - Stanford vs. Auburn, 4-1-90
- 29 - Southern California vs. Texas, 3-30-86
- 28 - Purdue vs. Duke, 3-28-99

FEWEST FREE THROWS ATTEMPTED

- 6 - Duke vs. Purdue, 3-28-99
- 7 - Cheyney vs. Louisiana Tech, 3-28-82
- 8 - Louisiana Tech vs. Auburn, 4-3-88
- 8 - Georgia vs. Tennessee, 3-31-96
- 9 - Tennessee vs. Southern California, 4-1-84

HIGHEST FREE THROW PERCENTAGE (Min. nine made)

- 100.0% (9-9) - Tennessee vs. Southern California, 4-1-84
- 88.0% (22-25) - Connecticut vs. Oklahoma, 3-31-02
- 86.4% (19-22) - Ohio St. vs. Texas Tech, 4-4-93
- 83.8% (31-37) - Stanford vs. Western Ky., 4-5-92
- 82.6% (19-23) - Texas Tech vs. Ohio St., 4-4-93

LOWEST FREE THROW PERCENTAGE

- 36.8% (7-19) - Virginia vs. Tennessee, 3-31-91
- 50.0% (5-10) - Louisiana Tech vs. Tennessee, 3-29-98
- 50.0% (4-8) - Louisiana Tech vs. Auburn, 4-3-88
- 53.3% (8-15) - Connecticut vs. Tennessee, 4-2-00
- 53.8% (7-13) - Tennessee vs. Old Dominion, 3-30-97

MOST REBOUNDS

- 57 - Old Dominion vs. Georgia, 3-31-85
- 54 - Tennessee vs. Georgia, 3-31-96
- 51 - Stanford vs. Western Ky., 4-5-92
- 49 - Stanford vs. Auburn, 4-1-90
- 49 - Tennessee vs. Virginia, 3-31-91

FEWEST REBOUNDS

- 22 - Connecticut vs. Tennessee, 4-8-03
- 24 - Texas Tech vs. Ohio St., 4-4-93
- 25 - Oklahoma vs. Connecticut, 3-31-02
- 29 - Southern California vs. Louisiana Tech, 4-3-83
- 29 - Tennessee vs. Old Dominion, 3-30-97

LARGEST REBOUND MARGIN

- 27 - Old Dominion (57) vs. Georgia (30), 3-31-85
- 19 - Connecticut (44) vs. Oklahoma (25), 3-31-02
- 18 - Tennessee (40) vs. Connecticut (22), 4-8-03
- 17 - Ohio St. (41) vs. Texas Tech (24), 4-4-93
- 15 - Tennessee (45) vs. Auburn (30), 4-2-89
- 15 - Tennessee (54) vs. Georgia (39), 3-31-96

MOST ASSISTS (Since 1985)

- 22 - Texas vs. Southern California, 3-30-86
- 21 - Tennessee vs. Georgia, 3-31-96
- 21 - Connecticut vs. Tennessee, 4-2-00
- 18 - Tennessee vs. Old Dominion, 3-30-97
- 17 - Ohio St. vs. Texas Tech, 4-4-93
- 17 - Louisiana Tech vs. Tennessee, 3-29-98

MOST BLOCKED SHOTS (Since 1988)

- 11 - Connecticut vs. Tennessee, 4-2-00
- 11 - Notre Dame vs. Purdue, 4-1-01
- 9 - Connecticut vs. Oklahoma, 3-31-02
- 7 - Tennessee vs. Auburn, 4-2-89
- 7 - Louisiana Tech vs. Tennessee, 3-29-98

NOTE: Southern California vs. Tennessee, 4-1-84, recorded nine blocked shots before it became an official statistic.

MOST STEALS (Since 1988)

- 16 - Old Dominion vs. Tennessee, 3-30-97
- 12 - Louisiana Tech vs. Auburn, 4-3-88
- 12 - Louisiana Tech vs. North Carolina, 4-3-94
- 12 - Tennessee vs. Old Dominion, 3-30-97
- 12 - Connecticut vs. Tennessee, 4-2-00
- 12 - Oklahoma vs. Connecticut, 3-31-02

MOST TURNOVERS

- 26 - Tennessee vs. Old Dominion, 3-30-97
- 26 - Old Dominion vs. Tennessee, 3-30-97
- 26 - Tennessee vs. Connecticut, 4-2-00
- 23 - Tennessee vs. Virginia, 3-31-91
- 21 - North Carolina vs. Louisiana Tech, 4-3-94
- 21 - Connecticut vs. Oklahoma, 3-31-02

FEWEST TURNOVERS

- 8 - Purdue vs. Duke, 3-28-99
- 9 - Auburn vs. Stanford, 4-1-90
- 10 - Connecticut vs. Tennessee, 4-6-04
- 11 - Southern California vs. Tennessee, 4-1-84
- 11 - Connecticut vs. Tennessee, 4-8-03
- 11 - Tennessee vs. Connecticut, 4-6-04

MOST PERSONAL FOULS

- 27 - Texas vs. Southern California, 3-30-86
- 27 - Virginia vs. Tennessee, 3-31-91
- 27 - Western Ky. vs. Stanford, 4-5-92
- 25 - Auburn vs. Stanford, 4-1-90
- 25 - Ohio St. vs. Texas Tech, 4-4-93

FEWEST PERSONAL FOULS

- 10 - Connecticut vs. Tennessee, 4-6-04
- 11 - Louisiana Tech vs. Auburn, 4-3-88
- 13 - Stanford vs. Western Ky., 4-5-92
- 13 - Tennessee vs. Georgia, 3-31-96
- 13 - Tennessee vs. Old Dominion, 3-30-97
- 13 - Tennessee vs. Louisiana Tech, 3-29-98

MOST PLAYERS DISQUALIFIED

- 3 - Virginia vs. Tennessee, 3-31-91
- 2 - Seven tied (Most recent: Old Dominion vs. Tennessee, 3-30-97)

Semifinals Game Records

Record later vacated by (*)

Single Game, Individual

MOST POINTS

- 37 - Chasity Melvin, North Carolina St. vs. Louisiana Tech, 3-27-98
- 35 - Mary Ostrowski, Tennessee vs. Cheyney, 3-30-84
- 32 - Clarissa Davis, Texas vs. Louisiana Tech, 3-28-86
- 31 - Sheryl Swoopes, Texas Tech vs. Vanderbilt, 4-3-93
- 31 - Kara Wolters, Connecticut vs. Stanford, 4-1-95
- 31 - Chamique Holdsclaw, Tennessee vs. Notre Dame, 3-28-97
- 30 - Venus Lacy, Louisiana Tech vs. Auburn, 3-31-89
- 30 - Kim Pehlke, Western Ky. vs. Southwest Mo. St., 4-4-92
- 29 - Teresa Edwards, Georgia vs. Western Ky., 3-29-85
- 29 - Alana Beard, Duke vs. Tennessee, 4-6-03

MOST POINTS IN ONE HALF

- 22 - Margaret Diaz, Cheyney vs. Tennessee, 2nd Half, 3-30-84
- 22 - Clarissa Davis, Texas vs. Western Ky., 2nd Half, 3-28-86
- 22 - Kim Pehlke, Western Ky. vs. Southwest Mo. St., 2nd Half, 4-4-92
- 21 - Kate Starbird, Stanford vs. Old Dominion, 1st Half, 3-28-97
- 21 - Chasity Melvin, North Carolina St. vs. Louisiana Tech, 2nd Half, 3-27-98

MOST FIELD GOALS MADE

- 14 - Venus Lacy, Louisiana Tech vs. Auburn, 3-31-89
- 14 - Chasity Melvin, North Carolina St. vs. Louisiana Tech, 3-27-98
- 13 - Mary Ostrowski, Tennessee vs. Cheyney, 3-30-84
- 13 - Chamique Holdsclaw, Tennessee vs. Notre Dame, 3-28-97
- 12 - Clarissa Davis, Texas vs. Western Ky., 3-28-86
- 12 - Heidi Gillingham, Vanderbilt vs. Texas Tech, 4-3-93
- 12 - Alana Beard, Duke vs. Tennessee, 4-6-03

MOST FIELD GOALS ATTEMPTED

- 27 - Margaret Diaz, Cheyney vs. Tennessee, 3-30-84
- 27 - Yolanda Laney, Cheyney vs. Tennessee, 3-30-84
- 26 - Chasity Melvin, North Carolina St. vs. Louisiana Tech, 3-27-98

- 25 - Penny Toler, Long Beach St. vs. Tennessee, 3-27-87
- 25 - Deanna Tate, Maryland vs. Tennessee, 3-31-89
- 25 - Chamique Holdsclaw, Tennessee vs. Notre Dame, 3-28-97

HIGHEST FIELD GOAL PERCENTAGE

(Min. eight made)

- 83.3% (10-12) - Katrina McClain, Georgia vs. Western Ky., 3-29-85
- 80.0% (8-10) - Nyree Roberts, Old Dominion vs. Stanford, 3-28-97
- 76.9% (10-13) - Janice Lawrence, Louisiana Tech vs. Southern California, 3-30-84
- 72.7% (8-11) - Marion Jones, North Carolina vs. Purdue, 4-2-94
- 72.7% (8-11) - Tracy Henderson, Georgia vs. Stanford, 3-29-96

MOST THREE-POINT FIELD GOALS MADE

- 5 - Ukari Figgs, Purdue vs. Louisiana Tech, 3-26-99
- 5 - Sue Bird, Connecticut vs. Penn St., 3-31-00
- 4 - 13 tied (Most recent: Diana Taurasi, Connecticut vs. Texas, 4-6-03; Jamie Carey, Texas vs. Connecticut, 4-6-03)

MOST THREE-POINT FIELD GOALS ATTEMPTED

- 11 - Sue Bird, Connecticut vs. Notre Dame, 3-30-01
- 11 - Diana Taurasi, Connecticut vs. Notre Dame, 3-30-01
- 11 - Diana Taurasi, Connecticut vs. Texas, 4-6-03
- 10 - Wendy Davis, Connecticut vs. Virginia, 3-30-91
- 10 - Kedra Holland, Georgia vs. Tennessee, 4-1-95
- 10 - Kate Paye, Stanford vs. Connecticut, 4-1-95

HIGHEST THREE-POINT FIELD GOAL PERCENTAGE (Min. four made)

- 80.0% (4-5) - Nykeshia Sales, Connecticut vs. Tennessee, 3-29-96
- 80.0% (4-5) - Sue Bird, Connecticut vs. Notre Dame, 3-30-01
- 71.4% (5-7) - Ukari Figgs, Purdue vs. Louisiana Tech, 3-26-99
- 71.4% (5-7) - Sue Bird, Connecticut vs. Penn St., 3-31-00
- 66.7% (4-6) - Betsy Harris, Alabama vs. Louisiana Tech, 4-2-94

MOST FREE THROWS MADE

- 12 - Pam Kelly, Louisiana Tech vs. Tennessee, 3-26-82
- 11 - Tonya Edwards, Tennessee vs. Long Beach St., 3-27-87
- 11 - Carolyn Jones, Auburn vs. Louisiana Tech, 3-30-90
- 11 - Kim Pehlke, Western Ky. vs. Southwest Mo. St., 4-4-92
- 10 - Val Whiting, Stanford vs. Virginia, 4-4-92
- 10 - Gwen Jackson, Tennessee vs. Duke, 4-6-03

MOST FREE THROWS ATTEMPTED

- 15 - Chasity Melvin, North Carolina St. vs. Louisiana Tech, 3-27-98
- 14 - Pam Kelly, Louisiana Tech vs. Tennessee, 3-26-82
- 14 - Venus Lacy, Louisiana Tech vs. Auburn, 3-30-90
- 13 - Five tied (Most recent: Kara Wolters, Connecticut vs. Stanford, 4-1-95)

HIGHEST FREE THROW PERCENTAGE

(Min. six made)

- 100.0% (9-9) - Mary Ostrowski, Tennessee vs. Cheyney, 3-30-84
- 100.0% (9-9) - Tonya Baucom, Southwest Mo. St. vs. Western Ky., 4-4-92
- 100.0% (9-9) - Saudia Roundtree, Georgia vs. Stanford, 3-29-96
- 100.0% (8-8) - Ruthie Bolton, Auburn vs. Long Beach St., 4-1-88
- 100.0% (8-8) - Kristin Folk, Stanford vs. Old Dominion, 3-28-97
- 100.0% (8-8) - Kate Starbird, Stanford vs. Old Dominion, 3-28-97
- 100.0% (8-8) - Katryna Gaither, Notre Dame vs. Tennessee, 3-28-97
- 100.0% (8-8) - Niele Ivey, Notre Dame vs. Connecticut, 3-30-01

MOST REBOUNDS

- 18 - Clarissa Davis, Texas vs. Western Ky., 3-28-86
- 18 - Cindy Brown, Long Beach St. vs. Tennessee, 3-27-87

- 18 - Racquel Spurlock, Louisiana Tech vs. Alabama, 4-2-94
- 17 - Tracy Claxton, Old Dominion vs. La.-Monroe, 3-29-85
- 17 - Yolanda Watkins, Alabama vs. Louisiana Tech, 4-2-94
- 17 - Kelly Schumacher, Connecticut vs. Notre Dame, 3-30-01

MOST REBOUNDS IN ONE HALF

- 14 - Clarissa Davis, Texas vs. Western Ky., 2nd Half, 3-28-86
- 13 - Yolanda Watkins, Alabama vs. Louisiana Tech, 2nd Half, 4-2-94
- 12 - Cindy Brown, Long Beach St. vs. Tennessee, 2nd Half, 3-27-87
- 11 - Venus Lacy, Louisiana Tech vs. Auburn, 2nd Half, 3-30-90
- 11 - Racquel Spurlock, Louisiana Tech vs. Alabama, 1st Half, 4-2-94

MOST ASSISTS (Since 1985)

- 11 - Teresa Weatherspoon, Louisiana Tech vs. Texas, 3-27-87
- 10 - Kamie Ethridge, Texas vs. Western Ky., 3-28-86
- 10 - Michelle Marciniak, Tennessee vs. Georgia, 4-1-95
- 9 - Six tied (Most recent: Helen Darling, Penn St. vs. Connecticut, 3-31-00)

NOTE: Rhonda Windham, Southern California vs. Georgia, 4-1-83, recorded 14 assists before it became an official statistic.

MOST STEALS (Since 1988)

- 10 - Ruthie Bolton, Auburn vs. Long Beach St., 4-1-88
- 8 - Averill Roberts, Ohio St. vs. Iowa, 4-3-93
- 6 - Marion Jones, North Carolina vs. Purdue, 4-2-94
- 5 - Eight tied (Most recent: Niele Ivey, Notre Dame vs. Connecticut, 3-30-01)

MOST BLOCKED SHOTS (Since 1988)

- 7 - Michelle Snow, Tennessee vs. Rutgers, 3-31-00
- 6 - Kara Wolters, Connecticut vs. Tennessee, 3-29-96
- 5 - Teresa Geter, Tennessee vs. Arkansas, 3-27-98
- 5 - Ruth Riley, Notre Dame vs. Connecticut, 3-30-01
- 4 - Five tied (Most recent: Janel McCarville, Minnesota vs. Connecticut, 4-4-04)

NOTE: Katrina McClain, Georgia vs. Western Ky., 3-29-85, recorded seven blocked shots before it became an official statistic.



Stanford guard Kate Starbird scored 21 first-half points and hit all eight of her free-throw attempts in a 1997 semifinal game versus Old Dominion.

Photo by Jim Gaud/NCAA Photos

Single Game, Team

MOST POINTS

- 91 - Georgia vs. Western Ky. (78), 3-29-85
- 90 - Texas vs. Western Ky. (65), 3-28-86
- 90 - Notre Dame vs. Connecticut (75), 3-30-01
- 89 - North Carolina vs. Purdue (74), 4-2-94
- 89 - Connecticut vs. Penn St. (67), 3-31-00

MOST POINTS IN ONE HALF

- 57 - Georgia vs. Western Ky., 2nd Half, 3-29-85
- 53 - Notre Dame vs. Connecticut, 2nd Half, 3-30-01
- 52 - Connecticut vs. Penn St., 2nd Half, 3-31-00
- 51 - Texas vs. Western Ky., 2nd Half, 3-28-86
- 51 - Western Ky. vs. Southwest Mo. St., 2nd Half, 4-4-92
- 51 - Tennessee vs. Notre Dame, 2nd Half, 3-28-97

MOST POINTS, BOTH TEAMS

- 171 - Tennessee (88) vs. Connecticut (83), 3-29-96
- 169 - Georgia (91) vs. Western Ky. (78), 3-29-85
- 165 - Old Dominion (83) vs. Stanford (82), 3-28-97
- 165 - Notre Dame (90) vs. Connecticut (75), 3-30-01
- 163 - North Carolina (89) vs. Purdue (74), 4-2-94

MOST POINTS, BOTH TEAMS, ONE HALF

- 101 - Georgia (57) vs. Western Ky. (44), 2nd Half, 3-29-85
- 98 - Western Ky. (51) vs. Southwest Mo. St. (47), 2nd Half, 4-4-92
- 91 - Connecticut (52) vs. Penn St. (39), 2nd Half, 3-31-00
- 90 - Cheyney (45) vs. Tennessee (45), 2nd Half, 3-30-84
- 89 - Tennessee (51) vs. Notre Dame (38), 2nd Half, 3-28-97
- 89 - Oklahoma (46) vs. Duke (43), 2nd Half, 3-29-02

FEWEST POINTS

- 46 - Tennessee vs. Louisiana Tech (69), 3-26-82
- 46 - Vanderbilt vs. Texas Tech (60), 4-3-93
- 47 - La.-Monroe vs. Old Dominion (57), 3-29-85
- 50 - LSU vs. Tennessee (52), 4-4-04
- 51 - Georgia vs. Tennessee (73), 4-1-95

FEWEST POINTS IN ONE HALF

- 19 - Tennessee vs. LSU (25), 1st Half, 4-4-04
- 20 - Vanderbilt vs. Texas Tech (32), 2nd Half, 4-3-93
- 20 - Stanford vs. Connecticut (44), 1st Half, 4-1-95
- 21 - Tennessee vs. Louisiana Tech (30), 2nd Half, 3-26-82
- 21 - Tennessee vs. Stanford (28), 1st Half, 3-30-91

FEWEST POINTS, BOTH TEAMS

- 102 - Tennessee (52) vs. LSU (50), 4-4-04
- 104 - Old Dominion (57) vs. La.-Monroe (47), 3-29-85
- 106 - Texas Tech (60) vs. Vanderbilt (46), 4-3-93
- 115 - Louisiana Tech (69) vs. Tennessee (46), 3-26-82
- 116 - Virginia (61) vs. Connecticut (55), 3-30-91

FEWEST POINTS, BOTH TEAMS, ONE HALF

- 44 - LSU (25) vs. Tennessee (19), 1st Half, 4-4-04
- 49 - Stanford (28) vs. Tennessee (21), 1st Half, 3-30-91
- 51 - Louisiana Tech (30) vs. Tennessee (21), 1st Half, 3-26-82
- 52 - Old Dominion (27) vs. La.-Monroe (25), 1st Half, 3-29-85
- 52 - Old Dominion (30) vs. La.-Monroe (22), 2nd Half, 3-29-85

- 52 - Texas Tech (32) vs. Vanderbilt (20), 2nd Half, 4-3-93

LARGEST WINNING MARGIN

- 28 - Tennessee (86) vs. Arkansas (58), 3-27-98
- 27 - Connecticut (87) vs. Stanford (60), 4-1-95
- 25 - Texas (90) vs. Western Ky. (65), 3-28-86
- 24 - Southern California (83) vs. Tennessee (59), 3-28-86
- 23 - Louisiana Tech (69) vs. Tennessee (46), 3-26-82
- 23 - Connecticut (79) vs. Tennessee (56), 3-31-02

SMALLEST WINNING MARGIN

- 1 - Stanford (66) vs. Virginia (65), 4-4-92
- 1 - Ohio St. (73) vs. Iowa (72) (ot), 4-3-93
- 1 - Old Dominion (83) vs. Stanford (82) (ot), 3-28-97
- 2 - Connecticut (71) vs. Texas (69), 4-6-03
- 2 - Tennessee (52) vs. Connecticut (50), 4-4-04

LARGEST MARGIN OVERCOME

- 15 - Old Dominion (83) vs. Stanford (82) (ot), 3-28-97 (Old Dominion trailed, 31-16, with 7:48 remaining in the first half.)
- 15 - Notre Dame (90) vs. Connecticut (75), 3-30-01 (Notre Dame trailed, 54-39, with 19:13 remaining in the game.)
- 9 - Connecticut (71) vs. Texas (69), 4-6-03 (Connecticut trailed, 50-41, with 12:25 remaining in the game.)
- 8 - Auburn (76) vs. Louisiana Tech (71), 3-31-89 (Auburn trailed, 59-51, with 9:53 remaining in the game.)
- 8 - Stanford (66) vs. Virginia (65), 4-4-92 (Stanford trailed, 50-42, with 9:09 remaining in the game.)

MOST FIELD GOALS

- 37 - Southern California vs. Georgia, 4-1-83
- 36 - Texas vs. Western Ky., 3-28-86
- 35 - Louisiana Tech vs. Texas, 3-27-87
- 35 - North Carolina vs. Purdue, 4-2-94
- 35 - Old Dominion vs. Stanford, 3-28-97

FEWEST FIELD GOALS

- 16 - Tennessee vs. Louisiana Tech, 3-26-82
- 18 - Arkansas vs. Tennessee, 3-27-98
- 18 - Tennessee vs. LSU, 4-4-04
- 19 - Tennessee vs. Rutgers, 3-31-00
- 19 - LSU vs. Tennessee, 4-4-04

MOST FIELD GOALS ATTEMPTED

- 82 - Cheyney vs. Tennessee, 3-30-84
- 82 - Western Ky. vs. Georgia, 3-29-85
- 81 - Stanford vs. Connecticut, 4-1-95
- 77 - Connecticut vs. Notre Dame, 3-30-01
- 76 - Tennessee vs. Southern California, 3-28-86

FEWEST FIELD GOALS ATTEMPTED

- 47 - Old Dominion vs. Louisiana Tech, 4-1-83
- 49 - Tennessee vs. Rutgers, 3-31-00
- 50 - Louisiana Tech vs. Southern California, 3-30-84
- 50 - Southwest Mo. St. vs. Western Ky., 4-4-92
- 50 - Texas Tech vs. Vanderbilt, 4-3-93
- 50 - Connecticut vs. Stanford, 4-1-95
- 50 - LSU vs. Tennessee, 4-4-04
- 50 - Tennessee vs. LSU, 4-4-04

HIGHEST FIELD GOAL PERCENTAGE

- 58.5% (31-53) - Georgia vs. Western Ky., 3-29-85
- 58.3% (35-60) - Louisiana Tech vs. Texas, 3-27-87
- 56.1% (37-66) - Southern California vs. Georgia, 4-1-83
- 53.0% (35-66) - North Carolina vs. Purdue, 4-2-94
- 51.6% (33-64) - Georgia vs. Stanford, 3-29-96

LOWEST FIELD GOAL PERCENTAGE

- 28.4% (21-74) - La.-Monroe vs. Old Dominion, 3-29-85
- 30.2% (16-53) - Tennessee vs. Louisiana Tech, 3-26-82
- 30.5% (18-59) - Arkansas vs. Tennessee, 3-27-98
- 30.9% (25-81) - Stanford vs. Connecticut, 4-1-95
- 31.4% (22-70) - Tennessee vs. Connecticut, 3-29-02

MOST THREE-POINT FIELD GOALS

- 9 - Duke vs. Georgia, 3-26-99
- 9 - Oklahoma vs. Duke, 3-29-02
- 8 - Notre Dame vs. Connecticut, 3-30-01
- 7 - Stanford vs. Connecticut, 4-1-95
- 7 - Connecticut vs. Tennessee, 3-29-96
- 7 - Purdue vs. Louisiana Tech, 3-26-99
- 7 - Connecticut vs. Tennessee, 3-29-02
- 7 - Texas vs. Connecticut, 4-6-03

FEWEST THREE-POINT FIELD GOALS

- 0 - Auburn vs. Long Beach St., 4-1-88
- 0 - Auburn vs. Louisiana Tech, 3-31-89
- 0 - Tennessee vs. Maryland, 3-31-89
- 0 - Virginia vs. Stanford, 4-4-92
- 0 - LSU vs. Tennessee, 4-4-04

MOST THREE-POINT FIELD GOALS ATTEMPTED

- 27 - Stanford vs. Connecticut, 4-1-95
- 26 - Vanderbilt vs. Texas Tech, 4-3-93
- 26 - Oklahoma vs. Duke, 3-29-02
- 23 - Louisiana Tech vs. Auburn, 3-30-90
- 20 - Duke vs. Oklahoma, 3-29-02

FEWEST THREE-POINT FIELD GOALS ATTEMPTED

- 0 - Auburn vs. Louisiana Tech, 3-31-89
- 0 - Tennessee vs. Maryland, 3-31-89
- 2 - Iowa vs. Ohio St., 4-3-93
- 3 - Five tied (Most recent: LSU vs. Tennessee, 4-4-04)

HIGHEST THREE-POINT FIELD GOAL PERCENTAGE (Min. five made)

- 72.7% (8-11) - Notre Dame vs. Connecticut, 3-30-01
- 62.5% (5-8) - Stanford vs. Virginia, 3-30-90
- 56.3% (9-16) - Duke vs. Georgia, 3-26-99
- 50.0% (6-12) - Connecticut vs. Penn St., 3-31-00
- 45.5% (5-11) - Purdue vs. Southwest Mo. St., 3-30-01

LOWEST THREE-POINT FIELD GOAL PERCENTAGE (Min. 10 att.)

- 0.0% (0-11) - Virginia vs. Stanford, 4-4-92
- 8.3% (1-12) - Old Dominion vs. Stanford, 3-28-97
- 11.5% (3-26) - Vanderbilt vs. Texas Tech, 4-3-93
- 11.8% (2-17) - Stanford vs. Georgia, 3-29-96
- 13.3% (2-15) - Georgia vs. Tennessee, 4-1-95

MOST FREE THROWS

- 34 - Connecticut vs. Stanford, 4-1-95
- 29 - Georgia vs. Western Ky., 3-29-85
- 29 - Auburn vs. Louisiana Tech, 3-30-90
- 29 - Western Ky. vs. Southwest Mo. St., 4-4-92
- 28 - Notre Dame vs. Connecticut, 3-30-01

FEWEST FREE THROWS

- 1 - Vanderbilt vs. Texas Tech, 4-3-93
- 3 - Tennessee vs. Southern California, 3-28-86
- 3 - Stanford vs. Connecticut, 4-1-95
- 5 - Five tied (Most recent: Duke vs. Tennessee, 4-6-03)

MOST FREE THROWS ATTEMPTED

- 46 - Connecticut vs. Stanford, 4-1-95
- 38 - Auburn vs. Louisiana Tech, 3-30-90
- 38 - Western Ky. vs. Southwest Mo. St., 4-4-92
- 37 - Georgia vs. Western Ky., 3-29-85
- 37 - Southwest Mo. St. vs. Western Ky., 4-4-92

FEWEST FREE THROWS ATTEMPTED

- 5 - Vanderbilt vs. Texas Tech, 4-3-93
- 5 - Stanford vs. Connecticut, 4-1-95
- 6 - Tennessee vs. Southern California, 3-28-86
- 6 - Duke vs. Tennessee, 4-6-03
- 8 - Four tied (Most recent: Louisiana Tech vs. Purdue, 3-26-99)

HIGHEST FREE THROW PERCENTAGE (Min. 10 made)

- 91.7% (11-12) - Cheyney vs. Tennessee, 3-30-84
- 87.5% (14-16) - Tennessee vs. Louisiana Tech, 3-26-82
- 87.5% (21-24) - Oklahoma vs. Duke, 3-29-02
- 86.4% (19-22) - Connecticut vs. Penn St., 3-31-00
- 85.7% (18-21) - Stanford vs. Old Dominion, 3-28-97
- 85.7% (12-14) - Notre Dame vs. Tennessee, 3-28-97

LOWEST FREE THROW PERCENTAGE (Min. 10 att.)

- 46.7% (7-15) - Georgia vs. Tennessee, 4-1-95
- 47.4% (9-19) - Louisiana Tech vs. Tennessee, 4-1-88
- 50.0% (7-14) - Stanford vs. Tennessee, 3-30-91
- 50.0% (5-10) - Georgia vs. Duke, 3-26-99

MOST REBOUNDS

- 57 - Old Dominion vs. La.-Monroe, 3-29-85
- 51 - Southern California vs. Georgia, 4-1-83
- 51 - Tennessee vs. Cheyney, 3-30-84
- 51 - Tennessee vs. Georgia, 4-1-95
- 51 - Connecticut vs. Notre Dame, 3-30-01

FEWEST REBOUNDS

- 25 - Minnesota vs. Connecticut, 4-4-04
- 27 - Vanderbilt vs. Texas Tech, 4-3-93
- 29 - Tennessee vs. Louisiana Tech, 3-26-82
- 29 - Louisiana Tech vs. Southern California, 3-30-84
- 29 - Southwest Mo. St. vs. Purdue, 3-30-01

Question...

Name the five Atlantic Coast Conference schools that have had both their men's and women's teams advance to the Final Four?

Answer...

Duke, Maryland, North Carolina, North Carolina State, and Virginia.

LARGEST REBOUND MARGIN

- 19 - Louisiana Tech (50) vs. Auburn (31), 3-31-89
- 18 - Tennessee (51) vs. Georgia (33), 4-1-95
- 18 - Purdue (47) vs. Southwest Mo. St. (29), 3-30-01
- 17 - Southern California (51) vs. Georgia (34), 4-1-83
- 15 - Louisiana Tech (44) vs. Tennessee (29), 3-26-82
- 15 - Tennessee (51) vs. Cheyney (36), 3-30-84
- 15 - Virginia (50) vs. Stanford (35), 4-4-92
- 15 - Texas Tech (42) vs. Vanderbilt (27), 4-3-93

MOST ASSISTS (Since 1985)

- 23 - Texas vs. Western Ky., 3-28-86
- 22 - Stanford vs. Connecticut, 4-1-95
- 21 - Connecticut vs. Stanford, 4-1-95
- 21 - Louisiana Tech vs. North Carolina St., 3-27-98
- 20 - Duke vs. Georgia, 3-26-99
- 20 - Penn. St vs. Connecticut, 3-31-00
- 20 - Connecticut vs. Tennessee, 3-29-02

NOTE: Southern California vs. Georgia, 4-1-83, recorded 23 assists before it became an official statistic.

MOST BLOCKED SHOTS (Since 1988)

- 9 - Tennessee vs. Rutgers, 3-31-00
- 7 - Stanford vs. Tennessee, 3-30-91
- 7 - Connecticut vs. Tennessee, 3-29-96
- 7 - Tennessee vs. Arkansas, 3-27-98
- 7 - Louisiana Tech vs. Purdue, 3-26-99
- 7 - LSU vs. Tennessee, 4-4-04

NOTE: Louisiana Tech vs. Tennessee, 3-26-82, and Georgia vs. Western Ky., 3-29-85, recorded nine blocked shots each before it became an official statistic.

MOST STEALS (Since 1988)

- 18 - Western Ky. vs. Southwest Mo. St., 4-4-92
- 17 - North Carolina vs. Purdue, 4-2-94
- 17 - Old Dominion vs. Stanford, 3-28-97
- 16 - Auburn vs. Long Beach St., 4-1-88
- 15 - Tennessee vs. Notre Dame, 3-28-97

MOST TURNOVERS

- 32 - Southern California vs. Georgia, 4-1-83
- 29 - Southwest Mo. St. vs. Western Ky., 4-4-92
- 29 - Stanford vs. Old Dominion, 3-28-97
- 28 - Western Ky. vs. Southwest Mo. St., 4-4-92
- 28 - Purdue vs. North Carolina, 4-2-94
- 28 - Arkansas vs. Tennessee, 3-27-98

FEWEST TURNOVERS

- 6 - Auburn vs. Louisiana Tech, 3-31-89
- 8 - Texas vs. Western Ky., 3-28-86
- 9 - Cheyney vs. Maryland, 3-26-82
- 9 - Stanford vs. Georgia, 3-29-96
- 9 - Georgia vs. Duke, 3-26-99
- 9 - LSU vs. Tennessee, 4-4-04

MOST PERSONAL FOULS

- 32 - Western Ky. vs. Southwest Mo. St., 4-4-92
- 31 - Louisiana Tech vs. Auburn, 3-30-90
- 31 - Southwest Mo. St. vs. Western Ky., 4-4-92
- 31 - Stanford vs. Connecticut, 4-1-95
- 28 - Western Ky. vs. Georgia, 3-29-85
- 28 - Connecticut vs. Notre Dame, 3-30-01

FEWEST PERSONAL FOULS

- 8 - Texas Tech vs. Vanderbilt, 4-3-93
- 11 - Tennessee vs. Maryland, 3-31-89
- 11 - Purdue vs. Louisiana Tech, 3-26-99
- 12 - Louisiana Tech vs. Old Dominion, 4-1-83
- 12 - Southern California vs. Louisiana Tech, 3-30-84
- 12 - Southern California vs. Tennessee, 3-28-86
- 12 - Connecticut vs. Minnesota, 4-4-04

MOST PLAYERS DISQUALIFIED

- 4 - Western Ky. vs. Southwest Mo. St., 4-4-92
- 4 - Louisiana Tech vs. Auburn, 3-30-90
- 3 - Southwest Mo. St. vs. Western Ky., 4-4-92
- 3 - Virginia vs. Stanford, 4-4-92
- 2 - Six tied (Most recent: Old Dominion vs. Stanford, 3-28-97)

Women's Final Four Two-Game Records

Individual

MOST POINTS

- 78 - Sheryl Swoopes, Texas Tech, 1993
- 56 - Clarissa Davis, Texas, 1986
- 55 - Chamique Holdsclaw, Tennessee, 1997
- 54 - Diana Taurasi, Connecticut, 2003
- 53 - Mary Ostrowski, Tennessee, 1984
- 51 - Bridgette Gordon, Tennessee, 1989
- 48 - Chamique Holdsclaw, Tennessee, 1998
- 47 - La' Keshia Frett, Georgia, 1996
- 46 - Kim Pehlke, Western Ky., 1992
- 46 - Ruth Riley, Notre Dame, 2001
- 45 - Carolyn Jones, Auburn, 1990

MOST FIELD GOALS

- 27 - Sheryl Swoopes, Texas Tech, 1993
- 24 - Chamique Holdsclaw, Tennessee, 1997
- 22 - Bridgette Gordon, Tennessee, 1989
- 21 - Clarissa Davis, Texas, 1986
- 20 - Erica Westbrooks, Louisiana Tech, 1988

MOST FIELD GOALS ATTEMPTED

- 48 - Sheryl Swoopes, Texas Tech, 1993
- 45 - Chamique Holdsclaw, Tennessee, 1997
- 42 - Bridgette Gordon, Tennessee, 1989
- 42 - Dawn Staley, Virginia, 1991
- 41 - Chamique Holdsclaw, Tennessee, 1998
- 41 - Tamicha Jackson, Louisiana Tech, 1998

HIGHEST FIELD GOAL PERCENTAGE

- (Min. 15 made)
- 64.5% (20-31) - Erica Westbrooks, Louisiana Tech, 1988
- 62.5% (15-24) - Paula McGee, Southern California, 1983
- 61.8% (21-34) - Clarissa Davis, Texas, 1986
- 61.5% (16-26) - Tracy Henderson, Georgia, 1996
- 59.3% (16-27) - Fran Harris, Texas, 1986

MOST THREE-POINT FIELD GOALS

- 8 - Katy Steding, Stanford, 1990
- 8 - Rosalind Ross, Oklahoma, 2002
- 8 - Diana Taurasi, Connecticut, 2003
- 7 - Jennifer Azzi, Stanford, 1990
- 7 - Kim Pehlke, Western Ky., 1992
- 6 - Audrey Burcy, Ohio St., 1993
- 6 - Nicole Erickson, Duke, 1999
- 6 - Katie Douglas, Purdue, 2001

MOST THREE-POINT FIELD GOALS ATTEMPTED

- 20 - Diana Taurasi, Connecticut, 2003
- 18 - Katy Steding, Stanford, 1990
- 18 - Rosalind Ross, Oklahoma, 2002
- 16 - Audrey Burcy, Ohio St., 1993
- 16 - Aubrey Eblin, Old Dominion, 1997
- 15 - Tamicha Jackson, Louisiana Tech, 1998

HIGHEST THREE-POINT FIELD GOAL PERCENTAGE (Min. five made)

- 83.3% (5-6) - Abby Conklin, Tennessee, 1997
- 71.4% (5-7) - Kelly Jolly, Tennessee, 1998
- 55.6% (5-9) - Sheryl Swoopes, Texas Tech, 1993
- 54.5% (6-11) - Katie Douglas, Purdue, 2001
- 53.8% (7-13) - Jennifer Azzi, Stanford, 1990
- 53.8% (7-13) - Kim Pehlke, Western Ky., 1992

MOST FREE THROWS

- 19 - Carolyn Jones, Auburn, 1990
- 19 - Sheryl Swoopes, Texas Tech, 1993
- 18 - Val Whiting, Stanford, 1992
- 17 - Cheryl Miller, Southern California, 1986
- 16 - Tonya Edwards, Tennessee, 1987
- 16 - Ruth Riley, Notre Dame, 2001

MOST FREE THROWS ATTEMPTED

- 24 - Ruth Riley, Notre Dame, 2001
- 22 - Dena Head, Tennessee, 1991
- 21 - Tonya Edwards, Tennessee, 1987
- 21 - Carolyn Jones, Auburn, 1990
- 21 - Val Whiting, Stanford, 1992

HIGHEST FREE THROW PERCENTAGE

- (Min. 12 made)
- 100.0% (15-15) - Mary Ostrowski, Tennessee, 1984
- 95.0% (19-20) - Sheryl Swoopes, Texas Tech, 1993
- 90.5% (19-21) - Carolyn Jones, Auburn, 1990
- 89.5% (17-19) - Cheryl Miller, Southern California, 1986

MOST REBOUNDS

- 37 - Tracy Claxton, Old Dominion, 1985
- 32 - Clarissa Davis, Texas, 1986
- 31 - Charlotte Smith, North Carolina, 1994
- 25 - Mary Ostrowski, Tennessee, 1984
- 25 - Sheila Frost, Tennessee, 1989
- 25 - Lisa Harrison, Tennessee, 1991
- 25 - Val Whiting, Stanford, 1992
- 24 - Medina Dixon, Old Dominion, 1985
- 24 - Racquel Spurlock, Louisiana Tech, 1994
- 24 - La' Keshia Frett, Georgia, 1996
- 24 - Gwen Jackson, Tennessee, 2003

MOST ASSISTS (Since 1985)

- 20 - Kamie Ethridge, Texas, 1986
- 20 - Kellie Jolly, Tennessee, 1997
- 18 - Melissa McCray, Tennessee, 1989
- 18 - LaQuan Stallworth, Louisiana Tech, 1998
- 15 - Michelle Marciniak, Tennessee, 1995

MOST STEALS (Since 1988)

- 11 - Ruthie Bolton, Auburn, 1988
- 11 - Averill Roberts, Ohio St., 1993
- 11 - Niele Ivey, Notre Dame, 2001
- 9 - Ticha Penicheiro, Old Dominion, 1997
- 8 - LaNeisha Caufield, Oklahoma, 2002

MOST BLOCKED SHOTS (Since 1988)

- 12 - Ruth Riley, Notre Dame, 2001
- 11 - Kelly Schumacher, Connecticut, 2000
- 9 - Teresa Geter, Tennessee, 1998
- 9 - Michelle Snow, Tennessee, 2000
- 8 - Sheila Frost, Tennessee, 1989

NOTE: Katrina McClain, Georgia, 1985, had nine blocks before it became an official statistic.

Team

MOST POINTS

- 187 - Texas, 1986
- 179 - Tennessee, 1998
- 171 - Tennessee, 1996
- 164 - Southern California, 1986
- 163 - Stanford, 1990
- 162 - Auburn, 1990



Tennessee center Abby Conklin holds the Women's Final Four two-game record for highest three-point field-goal percentage.

161 - Connecticut, 2002
 160 - Connecticut, 2000
 159 - Louisiana Tech, 1998
 158 - Notre Dame, 2001
 157 - Connecticut, 1995

FEWEST POINTS

113 - Tennessee, 2004
 116 - Tennessee, 2000
 122 - Auburn, 1988
 123 - Louisiana Tech, 1987
 124 - Louisiana Tech, 1988

MOST FIELD GOALS

76 - Texas, 1986
 66 - Tennessee, 1998
 66 - Louisiana Tech, 1998
 65 - Southern California, 1983
 64 - Tennessee, 1996

FEWEST FIELD GOALS

35 - Tennessee, 2000
 40 - Tennessee, 2004
 45 - Stanford, 1992
 46 - Duke, 1999
 47 - Auburn, 1988
 47 - Tennessee, 1991
 47 - Western Ky., 1992

MOST FIELD GOALS ATTEMPTED

146 - Old Dominion, 1985
 142 - Louisiana Tech, 1998
 141 - Texas, 1986
 140 - Cheyney, 1982
 140 - Tennessee, 1996

FEWEST FIELD GOALS ATTEMPTED

100 - Tennessee, 2000
 103 - Texas Tech, 1993
 103 - Connecticut, 1995
 105 - Connecticut, 2003
 105 - Connecticut, 2004

HIGHEST FIELD GOAL PERCENTAGE

53.9% (76-141) - Texas, 1986
 53.7% (65-121) - Southern California, 1983
 51.8% (57-110) - Georgia, 1985
 50.0% (53-106) - Louisiana Tech, 1982
 50.0% (63-126) - Connecticut, 2000

LOWEST FIELD GOAL PERCENTAGE

33.9% (40-118) - Tennessee, 2004
 35.0% (35-100) - Tennessee, 2000
 36.7% (47-128) - Western Ky., 1992
 37.7% (55-146) - Old Dominion, 1985
 38.1% (48-126) - Louisiana Tech, 1994

MOST THREE-POINT FIELD GOALS

17 - Oklahoma, 2002
 16 - Stanford, 1990
 16 - Connecticut, 2003
 14 - Duke, 1999
 13 - Ohio St., 1993

FEWEST THREE-POINT FIELD GOALS

0 - Auburn, 1989
 0 - Tennessee, 1989
 1 - Louisiana Tech, 1988
 1 - Tennessee, 1991
 2 - Louisiana Tech, 1994

MOST THREE-POINT FIELD GOALS ATTEMPTED

46 - Oklahoma, 2002
 37 - Ohio St., 1993
 37 - Duke, 1999
 35 - Connecticut, 2003
 34 - Stanford, 1990
 34 - Georgia, 1996

FEWEST THREE-POINT FIELD GOALS ATTEMPTED

0 - Tennessee, 1989
 4 - Louisiana Tech, 1988
 4 - Auburn, 1989
 7 - Auburn, 1988
 9 - Tennessee, 1991

HIGHEST THREE-POINT FIELD GOAL PERCENTAGE (Min. six made)

50.0% (8-16) - Auburn, 1990
 47.1% (16-34) - Stanford, 1990
 46.2% (6-13) - Tennessee, 1996
 45.7% (16-35) - Connecticut, 2003
 43.8% (7-16) - Tennessee, 1997
 42.9% (9-21) - Notre Dame, 2001
 42.9% (12-28) - Purdue, 2001

LOWEST THREE-POINT FIELD GOAL PERCENTAGE (Min. nine att.)

11.1% (1-9) - Tennessee, 1991
 15.4% (2-13) - Louisiana Tech, 1994
 16.7% (5-30) - Old Dominion, 1997
 23.5% (8-34) - Georgia, 1996
 25.0% (7-28) - Tennessee, 2004

MOST FREE THROWS

52 - Connecticut, 1995
 47 - Stanford, 1992
 44 - Auburn, 1990
 43 - Tennessee, 1991
 43 - Notre Dame, 2001

FEWEST FREE THROWS

13 - Louisiana Tech, 1988
 16 - Louisiana Tech, 1998
 17 - Old Dominion, 1985
 17 - Virginia, 1991
 19 - Old Dominion, 1997

MOST FREE THROWS ATTEMPTED

73 - Connecticut, 1995
 67 - Tennessee, 1991
 62 - Auburn, 1990
 62 - Stanford, 1992
 58 - Western Ky., 1992
 58 - Tennessee, 1998

FEWEST FREE THROWS ATTEMPTED

27 - Louisiana Tech, 1988
 27 - Louisiana Tech, 1998
 27 - Duke, 1999
 28 - Cheyney, 1982
 29 - Old Dominion, 1985

HIGHEST FREE THROW PERCENTAGE

82.9% (34-41) - Texas Tech, 1993
 79.5% (35-44) - Oklahoma, 2002
 79.4% (27-34) - Tennessee, 1984
 78.8% (41-52) - Tennessee, 1989
 78.3% (36-46) - Connecticut, 2002

LOWEST FREE THROW PERCENTAGE

48.1% (13-27) - Louisiana Tech, 1988
 53.1% (17-32) - Virginia, 1991
 55.6% (20-36) - Southern California, 1984
 58.3% (21-36) - Louisiana Tech, 1987
 58.6% (17-29) - Old Dominion, 1985

MOST REBOUNDS

114 - Old Dominion, 1985
 100 - Tennessee, 1996
 96 - Tennessee, 1991
 95 - Tennessee, 1998

93 - Connecticut, 1995

FEWEST REBOUNDS

59 - Connecticut, 2003
 61 - Auburn, 1989
 66 - Southern California, 1986
 66 - Texas Tech, 1993
 67 - Louisiana Tech, 1983
 67 - Southern California, 1984
 67 - Oklahoma, 2002
 67 - Connecticut, 2004

MOST ASSISTS (Since 1985)

45 - Texas, 1986
 38 - Louisiana Tech, 1998
 38 - Connecticut, 2000
 36 - Connecticut, 1995
 35 - Tennessee, 1996
 35 - Connecticut, 2002

FEWEST ASSISTS (Since 1985)

13 - Louisiana Tech, 1994
 17 - Tennessee, 1991
 17 - Tennessee, 2004
 18 - Texas Tech, 1993
 20 - Purdue, 1999
 21 - Western Ky., 1992
 21 - Tennessee, 2003

MOST BLOCKED SHOTS (Since 1988)

16 - Notre Dame, 2001
 14 - Connecticut, 2000
 12 - Tennessee, 1989
 12 - Tennessee, 2000
 12 - Tennessee, 1998
 11 - North Carolina, 1994

NOTE: Southern California, 1984, and Georgia, 1985, recorded 12 blocks before it became an official statistic.

MOST STEALS (Since 1988)

33 - Old Dominion, 1997
 29 - Western Ky., 1992
 27 - Tennessee, 1997
 23 - Auburn, 1988
 23 - Oklahoma, 2002

MOST TURNOVERS

44 - Tennessee, 2000
 44 - Southern California, 1983
 42 - Western Ky., 1992
 40 - Old Dominion, 1997
 38 - Connecticut, 1995
 38 - Tennessee, 1997

FEWEST TURNOVERS

19 - Purdue, 1999
 21 - Texas, 1986
 22 - Auburn, 1990
 24 - Auburn, 1989
 24 - Georgia, 1996
 24 - Connecticut, 2004
 24 - Tennessee, 2004

MOST PERSONAL FOULS

59 - Western Ky., 1992
 45 - Auburn, 1990
 45 - Virginia, 1991
 45 - Ohio St., 1993
 43 - Three tied (Most recent: Auburn, 1989)

FEWEST PERSONAL FOULS

22 - Connecticut, 2004
 25 - Tennessee, 1989
 25 - Purdue, 1999
 26 - Southern California, 1984
 26 - Tennessee, 1996
 27 - Louisiana Tech, 1988
 27 - Texas Tech, 1993

MOST DISQUALIFICATIONS

6 - Western Ky., 1992
 4 - Auburn, 1990
 4 - Old Dominion, 1997
 3 - Southern California, 1983
 3 - Tennessee, 1991
 3 - Virginia, 1991

Question...

What Women's Final Four Most Outstanding Player averaged the most points in leading her team to the national championship?

Answer...

Texas' Clarissa Davis averaged 28.0 points in two games (32 points vs. Western Kentucky and 24 points vs. Southern California) to lead the Longhorns to their first national title in 1986.

Women's Final Four Cumulative Records

*does not include vacated years

Team Records

NCAA CHAMPIONSHIPS

- 6 - Tennessee, 1987-98
- 5 - Connecticut, 1995-2004
- 2 - Southern California, 1983-84
- 2 - Stanford, 1990-92

WOMEN'S FINAL FOUR APPEARANCES

- 15 - Tennessee, 1982-2004
- 9 - Louisiana Tech, 1983-99
- 8 - Connecticut, 1989-2004
- 5 - Georgia, 1982-99
- 5 - Stanford, 1990-97
- 3 - Auburn, 1988-90
- 3 - Virginia, 1990-92
- 3 - Western Ky., 1985-92
- 3 - Southern California, 1983-1986
- 3 - Duke, 1999-2003
- 3 - Texas, 1986-2003

CONSECUTIVE WOMEN'S FINAL FOUR APPEARANCES

- 5 - Connecticut, 2000-04
- 4 - Tennessee, 1986-89
- 4 - Louisiana Tech, 1987-90
- 4 - Tennessee, 1995-98

- 3 - Louisiana Tech, 1982-84
- 3 - Auburn, 1988-90
- 3 - Virginia, 1990-92

WOMEN'S FINAL FOUR WINS

- 17 - Tennessee, 1982-2004
- 10 - Connecticut, 1989-2004
- 6 - Louisiana Tech, 1983-99
- 4 - Stanford, 1990-97
- 4 - Western Ky., 1985-92

WOMEN'S FINAL FOUR-WINNING PERCENTAGE (Min. three games)

- .833 (5-1) - Southern California, 1983-1986
- .833 (10-2) - Connecticut, 1989-2004
- .667 (2-1) - Notre Dame, 1997-2001
- .654 (17-9) - Tennessee, 1982-2004
- .600 (3-2) - Old Dominion, 1983-1997
- .600 (3-2) - Purdue, 1994-2001

Women's Final Four Most Outstanding Players and Their Statistics

Year	Player, Institution	Cl.	G	FG-A	3FG-A	FT-A	Reb.	Ast.	Blk.	Stl.	PF	Pts.
1982	Janice Lawrence, Louisiana Tech	So.	NSF	5-7		5-6	2	1	0	0	4	15
			CH	7-13		6-10	6	2	0	1	2	20
1983	Cheryl Miller, Southern California	Fr.	NSF	7-16		2-4	14	3	2	3	4	16
			CH	8-13		11-14	9	2	4	4	3	27
1984	Cheryl Miller, Southern California	So.	NSF	7-14		8-13	10	1	1	4	1	22
			CH	8-15		0-0	6	7	2	2	3	16
1985	Tracy Claxton, Old Dominion	Sr.	NSF	5-14		1-2	17	0	4	2	2	11
			CH	7-17		3-4	20	1	0	1	3	17
1986	Clarissa Davis, Texas	Fr.	NSF	12-20		8-9	18	2	4	4	3	32
			CH	9-14		6-8	14	1	0	0	2	24
1987	Tonya Edwards, Tennessee	Fr.	NSF	5-12		11-13	7	2	0	1	2	21
			CH	4-13		5-8	7	4	0	3	4	13
1988	Erica Westbrooks, Louisiana Tech	Sr.	NSF	8-14	0-0	2-4	7	1	3	1	3	18
			CH	12-17	0-0	1-3	7	0	4	6	3	25
1989	Bridgette Gordon, Tennessee	Sr.	NSF	11-21	0-0	2-2	8	1	1	3	1	24
			CH	11-21	0-0	5-6	11	1	0	1	3	27
1990	Jennifer Azzi, Stanford	Sr.	NSF	5-9	3-5	2-4	6	5	0	3	3	15
			CH	5-10	4-8	3-5	4	5	0	0	5	17
1991	Dawn Staley, Virginia	Jr.	NSF	3-16	1-4	4-4	8	5	0	3	2	11
			CH	11-26	3-5	3-4	11	6	0	3	5	28
1992	Molly Goodenbour, Stanford	Jr.	NSF	6-12	4-7	0-1	4	6	0	5	4	16
			CH	3-10	1-7	5-6	3	6	0	1	2	12
1993	Sheryl Swoopes, Texas Tech	Sr.	NSF	11-24	1-3	8-9	11	0	2	3	0	31
			CH	16-24	4-6	11-11	5	3	1	2	4	47
1994	Charlotte Smith, North Carolina	Jr.	NSF	9-16	1-3	4-5	8	8	2	1	3	23
			CH	7-19	1-3	5-7	23	2	2	0	2	20
1995	Rebecca Lobo, Connecticut	Sr.	NSF	5-9	2-3	5-6	9	3	2	3	1	17
			CH	5-10	0-2	7-8	8	3	2	0	4	17
1996	Michelle Marciniak, Tennessee	Sr.	NSF	5-8	2-3	9-12	7	6	0	3	0	21
			CH	5-13	0-2	0-1	4	5	0	2	1	10
1997	Chamique Holdsclaw, Tennessee	So.	NSF	13-25	0-1	5-6	5	3	2	4	2	31
			CH	11-20	0-0	2-3	7	3	1	2	2	24
1998	Chamique Holdsclaw, Tennessee	Jr.	NSF	8-16	0-1	7-11	10	2	2	1	3	23
			CH	11-25	0-0	3-4	10	6	0	1	0	25
1999	Ukari Figgs, Purdue	Sr.	NSF	8-14	5-7	3-4	10	4	0	1	1	24
			CH	5-15	0-5	8-9	3	1	0	3	1	18



Purdue's Ukari Figgs earned the Most Outstanding Player award at the 1999 Women's Final Four after totaling 42 points and 13 rebounds.

Year	Player, Institution	Cl.	G	FG-A	3FG-A	FT-A	Reb.	Ast.	Blk.	Stl.	PF	Pts.
2000	Shea Ralph, Connecticut	Jr.	NSF	2-5	1-1	4-4	4	3	0	2	3	9
			CH	7-8	0-0	1-2	3	7	1	6	3	15
2001	Ruth Riley, Notre Dame	Sr.	NSF	6-13	0-0	6-10	7	0	5	0	4	18
			CH	9-13	0-0	10-14	13	1	7	0	3	28
2002	Swin Cash, Connecticut	Sr.	NSF	4-10	0-1	5-7	4	5	4	1	1	13
			CH	5-9	0-0	10-12	13	4	1	2	2	20
2003	Diana Taurasi, Connecticut	Jr.	NSF	10-22	4-11	2-5	4	4	1	0	2	26
			CH	8-15	4-9	8-8	4	1	1	0	2	28
2004	Diana Taurasi, Connecticut	Sr.	NSF	6-17	2-7	4-5	6	3	3	0	2	18
			CH	6-11	3-7	2-4	3	2	0	0	1	17

Final Polls' No. 1 Team

Year	AP Poll	Coaches' Poll*	NCAA Champion	Champion's Final Rank	
				AP	Coaches'
1982	Louisiana Tech		Louisiana Tech	1	-
1983	Southern California		Southern California	1	-
1984	Texas		Southern California	5	-
1985	Texas		Old Dominion	5	-
1986	Texas	Texas	Texas	1	1
1987	Texas	Tennessee	Tennessee	7	1
1988	Tennessee	Louisiana Tech	Louisiana Tech	5	1
1989	Tennessee	Tennessee	Tennessee	1	1
1990	Louisiana Tech	Stanford	Stanford	2	1
1991	Penn St.	Tennessee	Tennessee	4	1
1992	Virginia	Stanford	Stanford	3	1
1993	Vanderbilt	Texas Tech	Texas Tech	5	1
1994	Tennessee	North Carolina	North Carolina	4	1
1995	Connecticut	Connecticut	Connecticut	1	1
1996	Louisiana Tech	Tennessee	Tennessee	4	1
1997	Connecticut	Tennessee	Tennessee	10	1
1998	Tennessee	Tennessee	Tennessee	1	1
1999	Purdue	Purdue	Purdue	1	1
2000	Connecticut	Connecticut	Connecticut	1	1
2001	Connecticut	Notre Dame	Notre Dame	2	1
2002	Connecticut	Connecticut	Connecticut	1	1
2003	Connecticut	Connecticut	Connecticut	1	1
2004	Duke	Connecticut	Connecticut	6	1

*Beginning with the 1985-86 season, the coaches' poll, sponsored by USA Today, began circulating weekly rankings. Every year, the final coaches' poll is voted on following the NCAA championship game.

In 1993, USA Today joined with Cable News Network (CNN) to compile the poll. In 1998, ESPN joined USA Today to compile the poll.

The current USA Today/ESPN coaches' poll voting panel consists of 40 coaches representing a geographical mix of the nation and representing the nine districts of the Women's Basketball Coaches Association (WBCA).

Seeds At the Final Four

Year	Seeds	Teams
1982	1, 2, 2, 2 (7)	Louisiana Tech , Cheyney, Maryland, Tennessee
1983	1, 1, 2, 2 (6)	Louisiana Tech, Southern California , Georgia, Old Dominion
1984	1, 1, 3, 3 (8)	Louisiana Tech, Southern California , Cheyney, Tennessee
1985	1, 2, 2, 4 (9)	Old Dominion , Georgia, La.-Monroe, Western Ky.
1986	1, 1, 4, 4 (10)	Southern California, Texas , Tennessee, Western Ky.
1987	1, 1, 1, 2 (5)	Long Beach St., Louisiana Tech, Texas, Tennessee
1988	1, 1, 2, 2 (6)	Auburn, Tennessee, Long Beach St., Louisiana Tech
1989	1, 1, 1, 1 (4)	Auburn, Louisiana Tech, Maryland, Tennessee
1990	1, 1, 2, 2 (6)	Louisiana Tech, Stanford , Auburn, Virginia
1991	1, 1, 2, 3 (7)	Tennessee , Virginia, Stanford, Connecticut
1992	1, 1, 4, 8 (14)	Stanford , Virginia, Western Ky., Southwest Mo. St.
1993	1, 1, 2, 2 (6)	Ohio St., Vanderbilt, Iowa, Texas Tech
1994	1, 3, 4, 6 (14)	Purdue, North Carolina , Louisiana Tech, Alabama
1995	1, 1, 2, 3 (7)	Connecticut , Tennessee, Stanford, Georgia
1996	1, 1, 1, 2 (5)	Connecticut, Stanford, Tennessee , Georgia
1997	1, 1, 3, 6 (11)	Old Dominion, Stanford, Tennessee , Notre Dame
1998	1, 3, 4, 9 (17)	Tennessee , Louisiana Tech, North Carolina St., Arkansas
1999	1, 1, 3, 3 (8)	Purdue , Louisiana Tech, Duke, Georgia
2000	1, 1, 2, 2 (6)	Connecticut , Tennessee, Penn St., Rutgers
2001	1, 1, 3, 5 (10)	Connecticut, Notre Dame , Purdue, Southwest Mo. St.
2002	1, 1, 1, 2 (5)	Connecticut , Duke, Oklahoma, Tennessee
2003	1, 1, 1, 2 (5)	Connecticut , Duke, Tennessee, Texas
2004	1, 2, 4, 7 (14)	Tennessee, Connecticut , LSU, Minnesota

Tournament trivia

Question...

What was the lowest seed ever to advance to the Women Final Four?

Answer...

No. 9. Arkansas reached the 1998 Women's Final Four as the West Region's ninth seed.

The Path to the Championship

Did the champion play the highest-seeded team along the way?

		Champion's Seed	1st	2nd	RSF	RF	NSF	CH
1982	Louisiana Tech	1	(8)		Y(4)	Y(2)	N(2)	N(2)
1983	Southern California	1	(8)		Y(4)	Y(2)	N(2)	Y(1)
1984	Southern California	1	(8)		Y(4)	Y(2)	Y(1)	N(3)
1985	Old Dominion	1	(8)		Y(4)	Y(2)	N(2)	N(2)
1986	Texas	1		N(9)	Y(4)	Y(2)	N(4)	Y(1)
1987	Tennessee	2		Y(7)	Y(3)	Y(1)	Y(1)	Y(1)
1988	Louisiana Tech	2		Y(7)	Y(3)	Y(1)	Y(1)	Y(1)
1989	Tennessee	1		N(9)	Y(4)	Y(2)	Y(1)	Y(1)
1990	Stanford	1		N(9)	N(5)	N(7)	N(2)	N(2)
1991	Tennessee	1		Y(8)	Y(4)	N(3)	N(2)	Y(1)
1992	Stanford	1		N(9)	Y(4)	N(3)	Y(1)	N(4)
1993	Texas Tech	2		(NS)	Y(3)	N(4)	Y(1)	Y(1)
1994	North Carolina	3	(14)		Y(6)	Y(1)	Y(1)	N(4)
1995	Clarissa Davis, Connecticut	1	(16)		Y(8)	Y(4)	N(3)	Y(1)
1996	Tennessee	1	(16)		N(9)	Y(4)	N(3)	Y(1)
1997	Tennessee	3	(14)		Y(6)	Y(1)	N(6)	Y(1)
1998	Tennessee	1	(16)		Y(8)	N(5)	Y(2)	N(3)
1999	Purdue	1	(16)		N(9)	Y(4)	N(3)	Y(1)
2000	Connecticut	1	(16)		N(9)	N(5)	N(3)	Y(1)
2001	Notre Dame	1	(16)		Y(8)	N(5)	N(3)	N(3)
2002	Connecticut	1	(16)		N(9)	Y(4)	N(7)	Y(1)
2003	Connecticut	1	(16)		N(9)	N(5)	N(2)	Y(1)
2004	Connecticut	2	(15)		Y(7)	N(11)	Y(1)	Y(1)

Y:Yes; N-No; Opponent's seed in parentheses

(NS) No seed - no teams were seeded below four in 1993

All-Tournament Teams

(First player listed each year was the Most Outstanding Player.)

1982

Janice Lawrence, Louisiana Tech, So.
Pam Kelly, Louisiana Tech, Sr.
Kim Mulkey, Louisiana Tech, So.
Yolanda Laney, Cheyney, So.
Valerie Walker, Cheyney, Sr.

1983

Cheryl Miller, Southern California, Fr.
Paula McGee, Southern California, Fr.
Janice Lawrence, Louisiana Tech, Sr.
Jennifer White, Louisiana Tech, Sr.
Anne Donovan, Old Dominion, Sr.

1984

Cheryl Miller, Southern California, So.
Pam McGee, Southern California, Sr.
Paula McGee, Southern California, Sr.
Janice Lawrence, Louisiana Tech, Sr.
Mary Ostrowski, Tennessee, Sr.

1985

Tracy Claxton, Old Dominion, Sr.
Medina Dixon, Old Dominion, Sr.
Teresa Edwards, Georgia, Jr.
Katrina McClain, Georgia, So.
Lillie Mason, Western Ky., Jr.

1986

Clarissa Davis, Texas, Fr.
Fran Harris, Texas, So.
Cheryl Miller, Southern California, Sr.
Cynthia Cooper, Southern California, Sr.
Clemette Haskins, Western Ky., Jr.

1987

Tonya Edwards, Tennessee, Fr.
Bridgette Gordon, Tennessee, So.
Cindy Brown, Long Beach St., Sr.
Ruthie Bolton, Auburn, Jr.
Teresa Weatherspoon, Louisiana Tech, Jr.

1988

Erica Westbrooks, Louisiana Tech, Sr.
Teresa Weatherspoon, Louisiana Tech, Sr.
Ruthie Bolton, Auburn, Jr.
Diann McNeil, Auburn, Sr.
Penny Toler, Long Beach St., Jr.

1989

Bridgette Gordon, Tennessee, Sr.
Sheila Frost, Tennessee, Sr.
Vickie Orr, Auburn, Sr.
Venus Lacy, Louisiana Tech, Jr.
Deanna Tate, Maryland, Sr.

1990

Jennifer Azzi, Stanford, Sr.
Katy Steding, Stanford, Sr.
Carolyn Jones, Auburn, Jr.
Chantel Tremetiere, Auburn, Jr.
Venus Lacy, Louisiana Tech, Sr.

1991

Dawn Staley, Virginia, Jr.
Tonya Cardoza, Virginia, Sr.
Daedra Charles, Tennessee, Sr.
Dena Head, Tennessee, Jr.
Sonja Henning, Stanford, Sr.

1992

Molly Goodenbour, Stanford, Jr.
Rachel Hemmer, Stanford, Jr.
Val Whiting, Stanford, Jr.
Kim Pehlke, Western Ky., Sr.
Dawn Staley, Virginia, Sr.

1993

Sheryl Swoopes, Texas Tech, Sr.
Krista Kirkland, Texas Tech, Sr.
Nikki Keyton, Ohio State, Sr.
Katie Smith, Ohio State, Fr.
Heidi Gillingham, Vanderbilt, Jr.

1994

Charlotte Smith, North Carolina, Jr.
Tonya Sampson, North Carolina, Sr.
Nikki Johnson, Louisiana Tech, So.
Pam Thomas, Louisiana Tech, Sr.
Betsy Harris, Alabama, Sr.

1995

Rebecca Lobo, Connecticut, Sr.
Janelle Elliott, Connecticut, Jr.
Jennifer Rizzotti, Connecticut, Jr.
Kara Wolters, Connecticut, So.
Nikki McCray, Tennessee, Sr.

1996

Michelle Marciniak, Tennessee, Sr.
Chamique Holdsclaw, Tennessee, Fr.
Tiffani Johnson, Tennessee, So.
La' Keisha Frett, Georgia, Jr.
Saudia Roundtree, Georgia, Sr.

1997

Chamique Holdsclaw, Tennessee, So.
Kellie Jolly, Tennessee, So.
Ticha Penicheiro, Old Dominion, Jr.
Nyree Roberts, Old Dominion, Jr.
Clarisse Machanguana, Old Dominion, Sr.

1998

Chamique Holdsclaw, Tennessee, Jr.
Tamika Catchings, Tennessee, Fr.
Kellie Jolly, Tennessee, Jr.
Tamicha Jackson, Louisiana Tech, So.
Chasity Melvin, North Carolina St., Sr.

1999

Ukari Figgs, Purdue, Sr.
Stephanie White-McCarty, Purdue, Sr.
Katie Douglas, Purdue, So.
Michele VanGorp, Duke, Sr.
Nicole Erickson, Duke, Sr.

2000

Shea Ralph, Connecticut, Jr.
Svetlana Abrosimova, Connecticut, Jr.
Sue Bird, Connecticut, So.
Asjha Jones, Connecticut, So.
Tamika Catchings, Tennessee, Jr.

2001

Ruth Riley, Notre Dame, Sr.
Niele Ivey, Notre Dame, Sr.
Katie Douglas, Purdue, Sr.
Shalicia Hurns, Purdue, Fr.
Shereka Wright, Purdue, Fr.

2002

Swin Cash, Connecticut, Sr.
Sue Bird, Connecticut, Sr.
Asjha Jones, Connecticut, Sr.
Stacey Dales, Oklahoma, Sr.
Rosalind Ross, Oklahoma, Sr.

2003

Diana Taurasi, Connecticut, Jr.
Ann Strother, Connecticut, Fr.
Alana Beard, Duke, Jr.
Gwen Jackson, Tennessee, Sr.
Kara Lawson, Tennessee, Sr.

2004

Diana Taurasi, Connecticut, Sr.
Jessica Moore, Connecticut, Jr.
Ann Strother, Connecticut, So.
Janel McCarville, Minnesota, Jr.
Shanna Zolman, Tennessee, So.

Kodak All-Americans in the Women's Final Four

(Players who were Kodak All-Americans the year their team played in the Women's Final Four. Injured and did not play in the Women's Final Four is indicated by [#].)

1982

Valerie Walker, Cheyney
Pam Kelly, Louisiana Tech
Mary Ostrowski, Tennessee

1983

Janet Harris, Georgia
Janice Lawrence, Louisiana Tech
Pam McGee, Southern California
Cheryl Miller, Southern California

1984

Yolanda Laney, Cheyney
Janice Lawrence, Louisiana Tech
Pam McGee, Southern California
Cheryl Miller, Southern California

1985

Teresa Edwards, Georgia
Janet Harris, Georgia
Eun Jung Lee, La.-Monroe
Medina Dixon, Old Dominion

1986

Cheryl Miller, Southern California
Kamie Ethridge, Texas
Lillie Mason, Western Ky.

1987

Cindy Brown, Long Beach St.
Teresa Weatherspoon, Louisiana Tech
Clarissa Davis, Texas
Andrea Lloyd, Texas

1988

Vickie Orr, Auburn
Penny Toler, Long Beach St.
Teresa Weatherspoon, Louisiana Tech
Bridgette Gordon, Tennessee

1989

Vickie Orr, Auburn
Nora Lewis, Louisiana Tech
Vicky Bullett, Maryland
Bridgette Gordon, Tennessee

1990

Carolyn Jones, Auburn
Venus Lacey, Louisiana Tech
Jennifer Azzi, Stanford
Dawn Staley, Virginia

1991

Kerry Bascom, Connecticut
Sonja Henning, Stanford
Daedra Charles, Tennessee
Dawn Staley, Virginia

1992

Val Whiting, Stanford
Tammi Reiss, Virginia
Dawn Staley, Virginia

1993

Toni Foster, Iowa
Katie Smith, Ohio St.
Sheryl Swoopes, Texas Tech
Heidi Gillingham, Vanderbilt

1994

Niesa Johnson, Alabama

1995

Rebecca Lobo, Connecticut
Jennifer Rizzotti, Connecticut
Nikki McCray, Tennessee

1996

Jennifer Rizzotti, Connecticut
Saudia Roundtree, Georgia
Kate Starbird, Stanford
Chamique Holdscraw, Tennessee

1997

Clarisse Machanguana, Old Dominion
Ticha Penicheiro, Old Dominion
Kate Starbird, Stanford
Chamique Holdscraw, Tennessee

1998

Nykesha Sales, Connecticut
Chasity Melvin, North Caro. St.
Tamika Catchings, Tennessee
Chamique Holdscraw, Tennessee

1999

Michele VanGorp, Duke
Kelly Miller, Georgia
Stephanie White-McCarty, Purdue
Amanda Wilson, Louisiana Tech

2000

Svetlana Abrosimova, Connecticut
Shea Ralph, Connecticut
Tamika Catchings, Tennessee
Semeka Randall, Tennessee

2001

Svetlana Abrosimova, Connecticut#
Ruth Riley, Notre Dame
Katie Douglas, Purdue
Jackie Stiles, Southwest Mo. St.

2002

Alana Beard, Duke
Sue Bird, Connecticut
Swin Cash, Connecticut
Diana Taurasi, Connecticut
Stacey Dales, Oklahoma

2003

Diana Taurasi, Connecticut
Alana Beard, Duke
Iciss Tillis, Duke
Kara Lawson, Tennessee

2004

Diana Taurasi, Connecticut
Simone Augustus, LSU
Janel McCarville, Minnesota
Lindsay Whalen, Minnesota
Shyra Ely, Tennessee

Game Officials

1982

David Sell (NSF)
Pete Stewart (NSF)
Marcy Weston (NSF & CH)
Dan Woolridge (NSF & CH)

1983

Jan Donahue (NSF)
Skip Gill (NSF)
Kit Robinson (NSF & CH)
Pete Stewart (NSF & CH)

1984

Tommie Salerno (NSF)
Larry Sheppard (NSF)
Bob Olsen (NSF & CH)
Marcy Weston (NSF & CH)

1985

Bob Olsen (NSF)
John Schleyer (NSF)
June Courteau (NSF & CH)
Bill Stokes (NSF & CH)

1986

Kit Robinson (NSF)
June Courteau (NSF & CH)
Bob Olsen (NSF & CH)
Bill Stokes (NSF)

1987

Larry Sheppard (NSF)
Bill Stokes (NSF)
June Courteau (NSF & CH)
Patty Broderick (NSF & CH)

1988

June Courteau (NSF)
Larry Sheppard (NSF)
Art Bomengen (NSF & CH)
Patty Broderick (NSF & CH)

1989

Sally Bell (NSF)
John Morningstar (NSF)
Larry Sheppard (NSF)
Bill Stokes (NSF)

Patty Broderick (CH)
June Courteau (CH)

1990

Patty Broderick (NSF)
June Courteau (NSF)
Sue Kennedy (NSF)
Bob Trammel (NSF)
Sally Bell (CH)
Art Bomengen (CH)

1991

Mike Brooks (NSF)
June Courteau (NSF)
Art Bomengen (NSF)
John Morningstar (NSF)
Patty Broderick (CH)
Lou Pitt (CH)

1992

Patty Broderick (CH)
Bill Stokes (CH)
Art Bomengen (NSF)
Douglas Cloud (NSF)
Dee Kantner (NSF)
Bob Trammel (NSF)

1993

June Courteau (NSF)
Larry Sheppard (NSF)
Bob Gallagher (NSF)
Carla Fujimoto (NSF)
Sally Bell (CH)
Dee Kantner (CH)

1994

Dee Kantner (NSF)
Violet Palmer (NSF)
Sally Bell (NSF)
Sidney Bunch (NSF)
June Courteau (CH)
John Morningstar (CH)

1995

Sally Bell (NSF)
Art Bomengen (NSF)
Violet Palmer (NSF)
Bob Trammel (NSF)
Dee Kantner (CH)
Larry Sheppard (CH)

1996

Art Bomengen (NSF)
Doug Cloud (NSF)
Wes Dean (NSF)
John Morningstar (NSF)
Bob Trammel (NSF)
Scott Yarborough (NSF)
Sally Bell (CH)
Dee Kantner (CH)
Violet Palmer (CH)

1997

Sally Bell (NSF)
Carla Fujimoto (NSF)
Ray Bomeli (NSF)
John Morningstar (NSF)
Scott Yarborough (NSF)
Judy Schneider (NSF)
Dee Kantner (CH)
Violet Palmer (CH)
Yvette McKinney (CH)

1998

Art Bomengen (NSF)
Melissa Barlow (NSF)
Karen Wilhite (NSF)
Scott Yarborough (NSF)
Dennis Mayer (NSF)
Teresa Dahlem (NSF)
Sally Bell (CH)
Bob Trammel (CH)
Wesley Dean (CH)

1999

Scott Yarborough (NSF)
Karen Balque-Moreno (NSF)
Dennis DeMayo (NSF)
Sally Bell (NSF)
Stan Gaxiola (NSF)
Lisa Mattingly (NSF)
Bob Trammel (CH)
Melissa Barlow (CH)
Teresa Dahlem (CH)

2000

Scott Yarborough (NSF)
Ron Dressander (NSF)
Carla Fujimoto (NSF)
Bob Trammel (NSF)
Wesley Dean (NSF)

Lisa Mattingly (NSF)
Sally Bell (CH)
Art Bomengen (CH)
Dennis DeMayo (CH)

2001

Dennis DeMayo (NSF)
Wesley Dean (NSF)
Nan Sisk (NSF)
June Courteau (NSF)
Melissa Barlow (NSF)
Greg Small (NSF)
Sally Bell (CH)
Scott Yarborough (CH)
Lisa Mattingly (CH)

2002

Dennis DeMayo (NSF)
Barb Smith (NSF)
Bryan Enterline (NSF)
Sally Bell (NSF)
Lawson Newton (NSF)
Angie Lewis (NSF)
Scott Yarborough (CH)
Lisa Mattingly (CH)
Melissa Barlow (CH)

2003

Scott Yarborough (NSF)
Sally Bell (NSF)
Joe Cunningham (NSF)
June Courteau (NSF)
Dee Kantner (NSF)
Eric Larson (NSF)
Lisa Mattingly (CH)
Melissa Barlow (CH)
Wesley Dean (CH)

2004

Sally Bell (NSF)
Scott Yarborough (NSF)
Tina Napier (NSF)
Melissa Barlow (NSF)
Greg Small (NSF)
Bill Titus (NSF)
Lisa Mattingly (CH)
Dee Kantner (CH)
Bryan Enterline (CH)

All-Time Participants

(32 Institutions - 669 Players TEAM (Appearances - Players)

ALABAMA (1 Team - 11 Players)

Sharrona Alexander 94
Camillia Crenshaw 94
Consuelo Daniels 94
Betsy Harris 94
Niesha Johnson 94
Carla Koonce 94
Sarah Smith 94
Marlene Stevenson 94
Madonna Thompson 94
Yolanda Watkins 94
Ayca Yeniley 94

ARKANSAS (1 Team - 12 Players)

Celia Anderson 98
Tennille Adams 98
Lonniya Bragg 98
Treva Christensen 98
Karen Jones 98
Karyn Karlin 98
Sytia Messer 98
Carrie Satterfield 98
Christy Smith 98
Kamara Stancle 98
Wendi Willis 98
Tiffany Wright 98

AUBURN (3 Teams - 20 Players)

Mae Ola Bolton 88
Ruthie Bolton 88, 89
Lisa Ciampi 90
Tracie Crawford 90
Lauretta Freeman 90
Linda Godby 88, 89, 90
C. C. Hayden 90
Carolyn Jones 89, 90
Angie Kennan 90
Kendall Mago 89, 90
Jocelyn McGillberry 88, 89
Diann McNeil 88
Tonda Moore 90
Vickie Orr 88, 89
Terryland Robinson 90
Patrena Scruggs 88, 89
Lynn Stevenson 89, 90
Sharon Stewart 88
Evelyn Thompson 89, 90
Chantel Tremiere 89, 90

CHEYNEY (2 Teams - 12 Players)

Eileen Dabney 82
Margaret Diaz 84
Karen Draughn 82, 84
Sandra Giddins 82, 84
Rosetta Guilford 82
Yolanda Laney 82, 84
Ann Strong 82, 84
Sharon Taylor 82, 84
Deborah Thomas 84
Debra Walker 82
Valerie Walker 82
Faith Wilds 82

CONNECTICUT (8 Teams - 49 Players)

Svetlana Abrosimova 00, 01
Tammy Arnold 96
Debbie Baer 91
Kerry Bascom 91
Ashley Battle 01, 02, 03, 04
Carla Berube 95, 96
Kim Better 95
Sue Bird 00, 01, 02
Wendy Davis 91
Amy Duran 96
Swin Cash 00, 01, 02
Maria Conlon 01, 02, 03, 04
Willnett Crockett 03, 04
Marc Czel 00, 01
Janelle Elliott 95, 96
Jill Gelfenbien 95
Orly Grossman 91
Stacey Hansmeyer 00
Kelley Hunt 95, 96
Kennitra Johnson 00, 01
Asjha Jones 00, 01, 02

Heidi Law 91
Laura Lishness 91
Rebecca Lobo 95
Brenda Marquis 95
Stacey Marron 02, 03, 04
Jessica Moore 02, 03, 04
Meghan Pattysyn 91
Shea Ralph 00, 01
Christine Rigby 00, 01
Jennifer Rizzotti 95, 96
Kiana Robinson 04
Missy Rose 95
Nykesha Sales 95, 96
Paige Sauer 00
Shannon Saunders 91
Kelly Schumacher 00, 01
Liz Sherwood 04
Ann Strother 03, 04
Diana Taurasi 01, 02, 03, 04
Barbara Turner 03, 04
Ashley Valley 02, 03, 04
Morgan Valley 01, 02, 03, 04
Keirsten Walters, 01
Pam Webber 95
Rita Williams 96
Tamika Williams 00, 01, 02
Nicole Wolff 03, 04
Kara Walters 95, 96

DUKE (3 Teams - 20 players)

Mistie Bass 03
Alana Beard 02, 03
Payton Black 99
Peppi Browne 99
Monique Currie 02
Nicole Erickson 99
Jessica Foley 03
Krista Gingrich 99, 02
Lindsey Harding 03
Hilary Howard 99
Vicki Krapohl 02, 03
Michele Matyasovsky 02, 03
Sheana Mosch 02, 03
Rochelle Parent 99
Lauren Rice 99
Georgia Schweitzer 99
Brooke Smith 03
Iciss Tillis 02, 03
Michele VanGorp 99
Wynter Whitley 02, 03

GEORGIA (5 Teams - 37 Players)

Amanda Abrams 83, 85
Signe Antvorskov 96
Angie Ball 99
Barbara Bootz 85
Kiesha Brown 99
Latrese Bush 95, 96
Alisa Carrandi 83
Cynthia Collins 83
Brandi Decker 95, 96
Sheila Easley 83
Teresa Edwards 83, 85
La'Keshia Frett 95, 96
Susie Gardner 83, 85
Janet Harris 83, 85
Tracy Henderson 95, 96
Kedra Holland 95, 96
Wanda Holloway 83
Pam Irwin-Osbolt 96, 99
Rhonda Malone 83
Katrina McClain 85
Tawana McDonald 99
Coco Miller 99
Kelly Miller 99
Camille Murphy 99
Deana Nolan 99
Lisa O'Connor 83, 85
Rachel Powell 95, 96
Saudia Roundtree 95, 96
Dorothy Sanders 95
Lou Sims 83
Kendi Taylor 96
Kim Thompson 95, 96
Elena Vishniakova 99
Traci Waites 85
Tiffany Walker 95, 96
Tracy Walls 95, 96
Shavonda Willis 99

IOWA (1 Team - 10 Players)

Laurie Aaron 93
Karen Clayton 93
Virgie Dillingham 93

Toni Foster 93
Andrea Harmon 93
Tia Jackson 93
Cathy Marx 93
Molly Tideback 93
Necole Tunsil 93
Armeda Yarbrough 93

LONG BEACH ST. (2 Teams - 14 Players)

Carol Brandt 88
Cindy Brown 87
Shameil Coleman 87, 88
Scheron Douglas 87
Cheryl Dowell 87, 88
Lisa Ellis 87
Angelique Lee 88
Margaret Mohr 87
Lisa Reslock 88
Shannon Smith 87, 88
Penny Toler 87, 88
Bettina Turner 87
Traci Waites 88
Dana Wilkerson 88

LA.-MONROE (1 Team - 7 Players)

Chris Hailey 85
Jocelyn Hill 85
Lisa Ingram 85
Brenda Jordan 85
Eun Jung Lee 85
Chana Perry 85
Joel Tillis 85

LSU (1 Team - 13 Players)

Seimone Augustus 04
Hanna Biernacka 04
Treyne Clavelle
Doneeka Hodges 04
Scholanda Hoston 04
Temeka Johnson 04
Wendlyn Jones 04
Amber Long 04
Khalilah Mitchell 04
Crystal White 04
Marian Whitfield 04
Florence Williams 04
Tillie Willis 04

LOUISIANA TECH (10 Teams - 65 Players)

Barbara Bolden 90
Melshika Bowman 98
Amy Brown 94
Lashawn Brown 94
Tatia Brown 89
Nicole Burn 98
Alisa Burras 98
Danielle Butler 98
Melinda Chambless 87, 88
Katie Cochran 98
Pam Crawford 84
Stacey Davis 87
Sheila Ethridge 88, 89, 90
Sandra Felton 82
Priya Gilmore 98, 99
Pam Gant 82, 83, 84
Cara Gullion 90
Shantel Hardison 89, 90
Tori Harrison 84, 87
Tamicha Jackson 98, 99
Vickie Johnson 94
Pam Kelly 82
Kay Konerza 83, 84
Venus Lacy 88, 89, 90
Brooke Lassiter 99
Janice Lawrence 82, 83, 84
Angela Lawson 87, 88
Betty Lennox 99
Nora Lewis 87, 88, 89
Takeisha Lewis 99
Annie Lockett 90
Michelle Martin 90
Shaka Massey 99
Monica Maxwell 98, 99
Sherry McDonald 87
Terri Meyer 90
Kim Mulkey 82, 83, 84
Kendra Neal 94
Ann Pendergrass 82
Debbie Primeaux 83
Joletha Riser 94
Debra Rodman 82, 83, 84



Photo courtesy of LSU Sports Information

Seimone Augustus made the most of LSU's first trip to the Women's Final Four in 2004, where she finished as the individual statistical leader in scoring average (24.2) and total points (121).

Rita Rust 82
Jamie Scheppmann 98
Lori Scott 82, 83
Christie Sides 99
Sebrena Smith 90
Anna Snider 98
Tia Sossamon 82, 83
Racquel Spurlock 94
Paulette Stall 87, 89
LaQuan Stallworth 98, 99
Pam Thomas 94
Angela Turner 82
Ayana Walker 99
Maquisha Walker 94
Jocelyn Watson 89, 90
Teresa Weatherspoon 87, 88
Pam Wells 89, 90
Erica Westbrooks 87, 88
Jennifer White 82, 83
Danielle Whitehurst 90
Julie Wilkerson 83
Debra Williams 94
Amanda Wilson 98, 99

MARYLAND (2 Teams - 14 Players)

Vicky Bullett 89
Carla Holmes 89
Dwuanna Lee 89
Debbie Lytle 82
Kaisa Maine 89
Lydia McAliley 82
Sue Panek 89
Belinda Pearman 82
Jasmina Perazic 82
Marcia Richardson 82
Subrena Rivers 89
Deanna Tate 89
Myra Waters 82
Christy Winters 89

MINNESOTA (1 Team - 12 Players)

Kadija Andersson 04
Shannon Bolden 04
Jamie Broback 04
Christina Collison 04
Lori Dimitroff 04
Hannah Garry 04
Leslie Hill 04
Janel McCarville 04
Liz Podominick 04
Kelly Roysland 04
Shannon Schonrock 04
Lindsay Whalen 04



Stanford's two-sport (volleyball and basketball) standout, Kristin Folk appeared in two Women's Final Four national semifinal games. She scored 18 points and grabbed 10 rebounds for the Cardinal in the 83-82 overtime loss to Old Dominion.

NORTH CAROLINA (1 Team - 12 Players)

Tonya Cooper 94
Sylvia Crawley 94
Lori Gear 94
Gwendolyn Gillingham 94
Tonya Jackson 94
Marion Jones 94
Stephanie Lawrence 94
Carrie McKee 94
Kim Rouse 94
Tonya Sampson 94
Charlotte Smith 94
Jill Suddreth 94

NORTH CAROLINA ST. (1 Team - 11 Players)

Monica Bates 98
Summer Erb 98
Kristen Gillespie 98
LySchale Jones 98
Tynesha Lewis 98
Rosalyn McLendon 98
Chasity Melvin 98
Constance Poteat 98
Peace Shepard 98
Nailah Wallace 98
Kenyatta Williams 98

OKLAHOMA (1 Team - 12 Players)

Lindsey Casey 02
LaNeishea Caufield 02
Stacey Dales 02
Caton Hill 02
Dionnah Jackson 02
Stephanie Luce 02
Rosalind Ross 02
Kate Scott 02
Lauren Shousch 02
Shannon Selmon 02
Stephanie Simon 02
Jamie Talbert 02

OLD DOMINION (3 Teams - 24 Players)

Mery Andrade 97
Lisa Blais 83, 85

Kelly Bradley 97
Marie Christian 85
Tracy Claxton 85
Dawn Cullen 83, 85
Natalie Diaz 97
Medina Dixon 83, 85
Anne Donovan 83
Aubrey Eblin 97
Amber Eller 97
Pam Elliott 83
Adrienne Goodson 85
Donna Harrington 85
Stacy Himes 97
Alphelia Jenkins 83, 85
Bridget Jenkins 85
Clarisse Machanguana 97
Helen Malone 83
Regina Miller 83
Ticha Penicheiro 97
Nyree Roberts 97
LaToya Small 97
Beth Wilkerson 83

PENN ST. (1 Team - 10 Players)

Nicole Anaejionu 00
Rashana Barnes 00
Katrena Carr 00
Helen Darling 00
Chrissy Falcone 00
Marissa Graby 00
Andrea Garner 00
Ashley Luke 00
Lisa Shepard 00
Maren Walseth 00

PURDUE (3 Teams - 28 Players)

Camille Cooper 99, 01
Candi Crawford 99, 01
Katie Douglas 99, 01
Michelle Duhart 99
Ukari Figgs 99
Melina Griffin 94
Lindsey Hicks 01
Andrea Hildebrand 94
Shalicia Hurns 01
Jennifer Jacoby 94
Leslie Johnson 94
Beth Jones 01
Tonya Kirk 94
Kelly Komara 99, 01
Cindy Lamping 94
Mo-nique Langston 01
Shannon Lindsey 94
Stacey Lovelace 94
Danielle McCulley 94
Laura Meadows 01
Mary Jo Noon 01
Shinika Parks 01
Jannon Roland 94
Nicki Taggart 94
Erika Valek 01
Stephanie White-McCarty 99
Shereka Wright 01
Tiffany Young 99

RUTGERS (1 Team - 15 Players)

Dana Boonen 00
Jennifer Clemente 00
Davalyn Cunningham 00
Coko Eggleston 00
Christina Fowler 00
Usha Gilmore 00
Shauntai Hall 00
Mauri Horton 00
LaTana Lillard 00
Linda Miles 00
Shawnetta Stewart 00
Tammy Sutton-Brown 00
Tasha Pointer 00
Kourtney Walton 00
Karlita Washington 00

SOUTHERN CALIFORNIA (3 Teams - 21 Players)

Amy Alkek 84
JaMaiia Bond 83, 84, 86
Donna Carter 84
Cynthia Cooper 83, 84, 86
Kathy Doyle 83
Yolanda Fletcher 83, 84
Holly Ford 86
Liz Hirn 86
Karen Howell 86

Tracy Longo 84
Pam McGee 83, 84
Paula McGee 83, 84
Cheryl Miller 83, 84, 86
Cherie Nelson 86
Timi Pitzer 83
Paula Pyers 86
Juliette Robinson 83, 84
Le Anne Sera 83, 84
Melissa Ward 83, 84, 86
Rhonda Windham 83, 86
Kalen Wright 86

SOUTHWEST MO. ST. (2 Teams - 22 Players)

Tonya Baucom 92
Stephanie Busby 01
Melody Campbell 01
Ann Cavey 01
Carly Deer 01
Chrissy Ediger 92
Morgan Hohenberger 01
Julie Howard 92
Melody Howard 92
Dzenata Kadic 01
Kinga Kiss 01
Tara Mitchem 01
Tiny McMorris 01
Heidi Muller 92
Erika Rante 01
Karen Rapiere 92
Tina Robbins 92
Charity Shira 92
Jackie Stiles 01
Angenette Sumrall 92
Erica Vicente 01
Secelia Winkfield 92

STANFORD (6 Teams - 31 Players)

Ann Adkins 91, 92
Jennifer Azzi 90
Kelly Dougherty 91, 92
Milena Flores, 97
Kristin Folk 95, 97
Regan Freuen 95
Molly Goodenbour 91, 92
Tara Harrington 95, 96
Christy Hedgpeth 91, 92
Rachel Hemmer 92, 95
Sonja Henning 90, 91
Anita Kaplan 92, 95
Bobbie Kelsey 95
Chris MacMurdo 91, 92
Naomi Mulitauaopele 95, 96, 97
Vanessa Nygaard 95, 96, 97
Heather Owen 95, 96, 97
Stacy Parson 90
Kate Paye 92, 95
Martha Richards 90, 91
Tanda Rucker 92
Olympia Scott 95, 96, 97
Niki Sevillian 92
Charmin Smith 95, 96, 97
Kate Starbird 95, 96, 97
Katy Steding 90
Trisha Stevens 90
Angela Taylor 91, 92
Val Whiting 90, 91, 92
Jamila Wideman 95, 96, 97
Julie Zeilstra 90

TENNESSEE (15 Teams - 79 Players)

Jody Adams 91
Sherry Bostic 86
Niya Butts 97, 98, 00
Tasha Butts 02, 03, 04
Nikki Caldwell 91
Amanda Canon 00, 02
Kelli Casteel 89, 91
Tamika Catchings 98, 00
Daedra Charles 89, 91
Regina Clark 89, 91
Kristen Clement 98, 00
Susan Clower 82
Lynne Collins 82, 84
Sheila Collins 82, 84
Abby Conklin 95, 96, 97
Latina Davis 95, 96
LaToya Davis 02, 03, 04
Kris Durham 88
Sarah Edwards 00

Tonya Edwards 87, 88
Shyra Ely 02, 03, 04
Kyra Elzy 97, 98, 00
Peggy Evans 91
Tye'sha Fluker 03, 04
Valerie Freeman 84
Sheila Frost 86, 87, 88, 89
Amy Gamble 84
Teresa Geter 98
Bridgette Gordon 86, 87, 88, 89
Misty Greene 96, 97, 98
Tanya Haave 82, 84
Lisa Harrison 91
Pat Hatmaker 82, 84
Debbie Hawhee 89, 91
Dena Head 89, 91
Lea Henry 82
Chamique Holdsclaw 96, 97, 98
Karla Horton 86, 87
Brittany Jackson 02, 03, 04
Gwen Jackson 00, 02, 03
Dana Johnson 95
Michelle Johnson 95
Tiffani Johnson 95, 96, 97
Kellie Jolly 96, 97, 98
Tammy Larkey 82
Kara Lawson 00, 02, 03
Brynae Laxton 96, 97, 98
Cheryl Littlejohn 84, 86, 87
Michelle Marciniak 95, 96
Pam Marr 84, 86
Dawn Marsh 86, 87, 88
Melissa McCray 86, 87, 88, 89
Nikki McCray 95
Courtney McDaniel 02, 03
April McDivitt 00, 02
Carla McGhee 87, 89
Laurie Milligan 95, 96, 97, 98
Loree Moore 02, 03, 04
Tasheika Morris 00
Michelle Muñoz 02
Mary Ostrowski 82, 84
Shalon Pillow 00, 02
Semeka Randall 98, 00
Dominique Redding 04
Ashley Robinson 02, 03, 04
Debbie Scott 89
Shelley Sexton 84, 86, 87
Kim Smallwood 96
Tanika Smith 95
Michelle Snow 00, 02
Sidney Spencer 04
Kathy Spinks 86, 87, 88
LaShonda Stephens 97, 98, 00
Pashen Thompson 95, 96, 97
Paula Towns 82, 84
Jennifer Tuggle 87, 88
Vonda Ward 95
Lisa Webb 84, 87, 88
Shanna Zolman 03, 04

TEXAS (3 Teams - 30 Players)

Susan Anderson 87
Ellen Bayer 87
Jody Bell 03
Kala Bowers 03
Jamie Carey 03
Tamra Cobbins 03
Clarissa Davis 86, 87
Tai Dillard 03
Kamie Ethridge 86
Pennee Hall 87
Fran Harris 86
Annis Hastings 03
Gay Hemphill 86
Janna Jespersen 03
C. J. Jones 86, 87
Andrea Lloyd 86, 87
Lyssa McBride 87
Paulette Moegle 86, 87
Nina Norman 03
Cara Priddy 86
Coco Reed 03
Alisha Sare 03
Heather Schreiber 03
Annette Smith 86
Audrey Smith 86
Stacy Stephens 03
Stephanie Thiel 03
Beverly Williams 86, 87
Mercedes Williams 03
Yulonda Wimbish 86, 87

TEXAS TECH (1 Team - 7 Players)

Michi Atkins 93
Cynthia Clinger 93
Janice Farris 93
Noel Johnson 93
Krista Kirkland 93
Stephanie Scott 93
Sheryl Swoopes 93

VANDERBILT (1 Team - 9 Players)

Renee Allen 93
Rhonda Blades 93
Mara Cunningham 93
Heidi Gillingham 93
Ginger Jared 93
Shelley Jarrard 93
Lisa King 93

Misty Lamb 93
Julie Powell 93

VIRGINIA (3 Teams - 13 Players)

Charleata Beale 92
Heather Burge 90, 91, 92
Heidi Burge 90, 91, 92
Tonya Cardoza 91
Dena Evans 90, 91, 92
Carmela Franklin 90
Amy Lofstedt 92
Tammi Reiss 90, 91, 92
Fran Scott 90
Audra Smith 90, 91, 92
Dawn Staley 90, 91, 92
Melanee Wagener 91, 92
Teshika Ward 90, 91

WESTERN KY. (3 Teams - 28 Players)

Jennifer Berryman 92
Ida Bowen 92
Gina Brown 85
Melinda Carlson 85, 86
Bridgette Combs 86
Veronica Cook 92
Dana Cunningham 85, 86
Clemette Haskins 85, 86
Debbie Houk 92
Sheronda Jenkins 85
Annette Jones 85, 86
Kristie Jordan 92
Liesa Lang 92
Linda Martin 85
Lillie Mason 85, 86

Paulette Monroe 92
Debbie O'Connell 86
Laura Ogles 85, 86
Sharon Ottens 85, 86
Traci Patton 86
Kim Pehlke 92
Lea Robinson 92
Debbie Scott 92
Susie Starks 86
Kim Taylor 86
Kami Thomas 85, 86
Renee Westmoreland 92
Trina Wilson 92

Division I Women's Basketball Committee All-Time Roster**Committee Chairs**

Name	Affiliation(s)	Years
Nora Lynn Finch	North Carolina State University	1982-1988
Judith Holland	University of California, Los Angeles	1989-1993
Linda Bruno	Big East Conference/ Atlantic 10 Conference	1994-1996

Committee Members

Name	Affiliation(s)	Years
Ieschechia Allen	North Carolina A&T State University	2003-Present
Phyllis Bailey	Ohio State University	1988-1994
Jean Berger	Drake University	2000-Present
Linda Bruno	Big East Conference/ Atlantic 10 Conference	1990-1996
Sandra Bullman	University of Pittsburgh	1981-1984
Jackie Campbell	Atlantic 10 Conference	2001-2002
Joni Comstock	Purdue University	1999
Deborah Corum	University of North Carolina, Asheville/ American University	2001-Present
Dana Craft	Louisiana State University/ Southeastern Conference	1998-2002
Rudy Davalos	Southwest Texas State University	1993-1999
Cedric Dempsey	University of New Mexico	2004-Present
Cynthia DuPont-Jones	University of Houston	1981-1983
O. Dean Ehlers	Florida A&M University	2002-2003
Carolyn Schlie Femovich	James Madison University	1989-1994
Nora Lynn Finch	University of Pennsylvania	1984-1990
Fern Gardner	North Carolina State University	1981-1984
Alfreeda Goff	University of Utah	1981-1987
E. Kaye Hart	Virginia Commonwealth	1989-1994
Cindy Hartmann	Austin Peay State University	1996-1997
J. Elaine Hieber	University of Dayton	2002-Present
Sarah Hill	Iowa State University	1994-2000
Judith Holland	Florida A&M University	1987-1988
Constance Hurlbut	University of California, Los Angeles	1987-1993
Jim Jarrett	Patriot League	1996-1997
Maryalyce Jeremiah	Old Dominion University	1981-1988
Charlene Johnson	California State University, Fullerton	1998-2002
Susie Jones	South Carolina State University	2003
	Northern Illinois University/ George Washington University	1984-1991 1989-1991

Name	Affiliation(s)	Years
Jean Ponsetto	DePaul University	1996-1998
Bernadette McGlade	Georgia Institute of Technology/ Atlantic Coast Conference	1998-2000
Maryalyce Jeremiah	California State University, Fullerton	2000-2002
Cheryl Marra	University of Wisconsin, Madison	2002-2004
Lynn Parkes	University of Memphis	2004-Present

Name	Affiliation(s)	Years
John Kasser	University of Houston	1983-1987
Cheryl Marra	University of Wisconsin, Madison	2000-2004
Richard Mazzuto	St. Mary's College	1991-1997
Brenda McCoy	Mid-Eastern Athletic Conference	1995-2000
Sandra McCullough	Northwestern University	1981-1984
Margie McDonald	Western Athletic Conference	1992-1997
Bernadette McGlade	Georgia Institute of Technology/ Atlantic Coast Conference	1994-2000
Jeannine McHaney	Texas Tech University	1986-1992
Karen Morrison	University of Colorado, Boulder	2000-Present
Stanley Morrison	University of California, Santa Barbara	1988-1989
Katherine Noble	Big Sky Conference	1997-1999
Lisa Parker	Boise State University	2004-Present
Lynn Parkes	University of Memphis	2000-Present
Deborah Polca	Ohio Valley Conference/ Eastern Illinois University	1997-2001
Jean Ponsetto	DePaul University	1992-1998
Janice Ruggiero	University of New Mexico	2002-2004
Calli Sanders	Montana State University	1999-2001
Frances Schaafsma	Long Beach State University	1981-1984
Judy Southard	Louisiana State University	2004-Present
Carol Sprague	University of Pittsburgh	1999-2004
June Stewart	Vanderbilt University	1990-1996
Pamela Strathairn	Stanford University	1984-1987
Marie Tuite	University of Washington	2001-Present
Suzanne Tyler	America East Conference/ University of Maine, Orono	1997-2001
Patty Viverito	Gateway Conference	1986-1992
Shirley Walker	Alcorn State University	1981-1986
Betty Werner Miles	Drake University	1982-1986
Sarah Yates	Florida A&M University	1987-1989

Did You Know? Former NCAA President Cedric Dempsey served on the first Division I Women's Basketball Committee in 1981-83, while serving as director of athletics at the University of Houston.



The Early Rounds

Regional Appearances and Leaders	26
Regional Game Records	27
East Regional Game Records.....	29
Mideast Regional Game Records.....	31
Midwest Regional Game Records.....	33
West Regional Game Records	35
First- and Second-Rounds	
Game Records	37
East Region First- and Second-Rounds	
Game Records	40
Mideast Region First- and	
Second-Rounds Game Records.....	42
Midwest Region First- and	
Second-Rounds Game Records.....	44
West Region First- and Second-	
Rounds Game Records.....	46
East Regional All-Tournament Teams	48
Mideast Regional	
All-Tournament Teams	48
Midwest Regional	
All-Tournament Teams	49
West Regional	
All-Tournament Teams	49
East Regional History	50
Mideast Regional History	50
Midwest Regional History	51
West Regional History	51
East Regional Participants	52
Mideast Regional Participants	53
Midwest Regional Participants	54
West Regional Participants	55



All-Time Regional Appearances

(79 Teams)

TEAM (Years in Regionals)	Total Regionals	Regionals Won
Alabama (1984-94-95-96-97-98)	6	1
UAB (2000)	1	0
Arizona (1998)	1	0
Arizona St. (1982-83)	2	0
Arkansas (1990-91-98)	3	1
Auburn (1983-85-86-87-88-89-90-91-93-96)	10	3
Baylor (2004)	1	0
Boston College (2003-04)	2	0
Brigham Young (2002)	1	0
UCLA (1985-1992-99)	3	0
UC Santa Barb. (2004)	1	0
Cheyney (1982-83-84)	3	2
Clemson (1989-90-91-99)	4	0
Colorado (1993-94-95-97-2002-03)	6	0
Colorado St. (1999)	1	0
Connecticut (1991-94-95-96-97-98-99-2000-01-02-03-04)	12	8
Drake (1982-2002)	2	0
Duke (1998-99-2000-01-02-03-04)	7	3
Florida (1997-98)	2	0
George Washington (1995-97)	2	0
Georgetown (1993)	1	0
Georgia (1983-84-85-86-87-88-91-95-96-97-99-2000-03-04)	14	5
Illinois (1997-98)	2	0
Indiana (1983)	1	0
Iowa (1987-88-89-93-96)	5	1
Iowa St. (1999-2000-01)	3	0
James Madison (1986-87-88-91)	4	0
Kansas (1996-98)	2	0
Kansas St. (1982-83-2002)	3	0
Kentucky (1982)	1	0
Lamar (1991)	1	0
Long Beach St. (1982-83-84-85-86-87-88-89-91)	9	2
La.-Monroe (1984-85)	2	1
LSU (1984-86-89-97-99-2000-03-04)	8	1
Louisiana Tech (1982-83-84-85-86-87-88-89-90-93-94-95-96-97-98-99-2000-01-03-04)	20	10
Maryland (1982-83-88-89-92)	5	2
Memphis (1982)	1	0
Miami (Fla.) (1992)	1	0
Minnesota (2003-04)	2	1
Mississippi (1983-84-85-86-87-88-89-90-92)	9	0
Missouri (1982-2001)	2	0
Montana (1984)	1	0
UNLV (1989)	1	0
New Mexico (2003)	1	0
North Carolina (1984-86-93-94-95-97-98-99-2002)	9	1
North Carolina St. (1982-84-85-87-89-90-91-95-98-2001)	10	1
Notre Dame (1997-98-2001-03-04)	5	2
Ohio St. (1985-86-87-88-89-93)	6	1
Oklahoma (1986-2001-02)	3	1
Oklahoma St. (1991)	1	0
Old Dominion (1982-83-84-85-87-96-97-98-99-2000-02)	11	3
Oregon St. (1983)	1	0

TEAM (Years in Regionals)	Total Regionals	Regionals Won
Penn St. (1982-83-85-86-92-94-96-2000-02-03-04)	11	1
Providence (1990)	1	0
Purdue (1990-92-94-95-98-99-2001-03-04)	9	3
Rutgers (1986-87-88-98-99-2000)	6	1
San Diego St. (1984-85)	2	0
San Francisco (1996)	1	0
Seton Hall (1994)	1	0
South Carolina (1982-90-2002)	3	0
Southern California (1982-83-84-85-86-87-88-92-93-94)	10	3
Southern Ill. (1987)	1	0
Southern Miss. (1994)	1	0
Southwest Mo. St. (1992-93-2001)	3	2
Stanford (1988-89-90-91-92-93-94-95-96-97-2002-04)	12	6
Stephen F. Austin (1989-90-92-93-96)	5	0
Tennessee (1982-83-84-85-86-87-88-89-90-91-92-93-94-95-96-97-98-99-2000-01-02-03-04)	23	15
Texas (1983-84-85-86-87-88-89-90-2002-03-04)	11	3
Texas A&M (1994)	1	0
Texas Tech (1992-93-94-95-96-99-2000-01-02-03)	10	1
Utah (2001)	1	0
Vanderbilt (1990-91-92-93-94-95-96-97-2001-02-04)	11	1
Villanova (2003)	1	0
Virginia (1987-88-89-90-91-92-93-94-95-96-97-2000)	12	3
Virginia Tech (1999)	1	0
Washington (1988-90-91-95-2001)	5	0
West Virginia (1992)	1	0
Western Ky. (1985-86-91-92-93-95)	6	3
Xavier (2001)	1	0
TOTALS	365	92

Most Regionals

Tennessee	23
Louisiana Tech	20
Georgia	14
Connecticut	12
Stanford	12
Virginia	12
Old Dominion	11
Penn St.	11
Texas	11
Vanderbilt	11

Consecutive Regionals (current)

Tennessee	23 (1982)
Connecticut	11 (1994)
Duke	7 (1999)

Consecutive Regionals (all-time)

Tennessee	23 (1982-Present)
Virginia	11 (1987-1997)
Connecticut	11 (1994-Present)
Stanford	10 (1988-1997)
Louisiana Tech	9 (1982-1990)
Louisiana Tech	8 (1993-2001)
Long Beach St.	8 (1982-1989)
Mississippi	8 (1983-1990)
Texas	8 (1983-1990)
Duke	7 (1999-Present)

Tournament trivia

Question...

What school has appeared in the most regionals without ever advancing to the Women's Final Four?

Answer...

Mississippi with nine regional appearances (1983-90 and 1992).

Regional Game Records

Single Game, Individual

MOST POINTS

- 50 - Lorri Bauman, Drake vs. Maryland, West F, 3-21-82
- 41 - Jackie Stiles, Southwest Mo. St. vs. Duke, West SF, 3-24-01
- 40 - Cindy Brown, Long Beach St. vs. Ohio St., West F, 3-21-87
- 39 - Portia Hill, Stephen F. Austin vs. Arkansas, West SF, 3-22-90
- 39 - Delmonica DeHorney, Arkansas vs. Stanford, West F, 3-24-90
- 37 - LaTaunya Pollard, Long Beach St. vs. Southern California, West F, 3-26-83
- 37 - Teresa Edwards, Georgia vs. Tennessee, Mideast SF, 3-20-86
- 37 - Saudia Roundtree, Georgia vs. Louisiana Tech, Midwest SF, 3-25-96
- 36 - Lisa Ingram, La.-Monroe vs. Texas, Midwest SF, 3-23-84
- 36 - Sheryl Swoopes, Texas Tech vs. Colorado, West F, 3-27-93
- 36 - Beth Morgan, Notre Dame vs. Alabama, East SF, 3-22-97

MOST FIELD GOALS

- 21 - Lorri Bauman, Drake vs. Maryland, West F, 3-21-82
- 17 - Lisa Ingram, La.-Monroe vs. Texas, Midwest SF, 3-23-84
- 17 - Portia Hill, Stephen F. Austin vs. Arkansas, West SF, 3-22-90
- 16 - Chantelle Anderson, Vanderbilt vs. Iowa St., Midwest SF, 3-24-01
- 15 - LaTaunya Pollard, Long Beach St. vs. Drake, West SF, 3-19-82
- 15 - Cindy Brown, Long Beach St. vs. Ohio St., West F, 3-21-87
- 15 - Delmonica DeHorney, Arkansas vs. Stanford, West F, 3-24-90
- 15 - Jackie Stiles, Southwest Mo. St. vs. Duke, West SF, 3-24-01

MOST FIELD GOALS ATTEMPTED

- 35 - Lorri Bauman, Drake vs. Maryland, West F, 3-21-82
- 32 - Betty Lennox, Louisiana Tech vs. Old Dominion, Midwest SF, 3-25-00
- 30 - Tina Hutchinson, San Diego St. vs. Long Beach St., West SF, 3-22-84
- 28 - Medina Dixon, Old Dominion vs. Cheyney, East F, 3-24-84
- 28 - Teresa Edwards, Georgia vs. Tennessee, Mideast SF, 3-20-86
- 28 - Portia Hill, Stephen F. Austin vs. Arkansas, West SF, 3-22-90

HIGHEST FIELD GOAL PERCENTAGE (Min. 10 made)

- 87.5% (14-16) - Pam Kelly, Louisiana Tech vs. Kentucky, Midwest F, 3-20-82
- 87.5% (14-16) - Delmonica DeHorney, Arkansas vs. Stephen F. Austin, West SF, 3-22-90
- 86.7% (13-15) - Trisha Stevens, Stanford vs. Iowa, Midwest SF, 3-23-89
- 84.6% (11-13) - Dottie Van Gheem, Providence vs. Virginia, East SF, 3-22-90
- 83.3% (10-12) - Heidi Burge, Virginia vs. West Virginia, East SF, 3-26-92
- 83.3% (10-12) - Jennifer Rizzotti, Connecticut vs. Alabama, East SF, 3-23-95

MOST THREE-POINT FIELD GOALS

- 6 - 10 tied (Most recent: Diana Taurasi, Connecticut vs. North Carolina St., East SF, 3-24-01)

MOST THREE-POINT FIELD GOALS ATTEMPTED

- 13 - Tora Suber, Virginia vs. Stanford, West SF, 3-22-97
- 13 - Katie Cronin, Colorado St. vs. UCLA, West SF, 3-20-99

- 12 - Debra Williams, Louisiana Tech vs. Georgia, Midwest F, 3-25-96
- 12 - Tamicha Jackson, Louisiana Tech vs. Penn St., Midwest F, 3-27-00
- 12 - Nicole Levandusky, Xavier vs. Purdue, Mideast F, 3-26-01

HIGHEST THREE-POINT FIELD GOAL PERCENTAGE (Min. five made)

- 85.7% (6-7) - Jennifer Howard, North Carolina St. vs. Georgia, Midwest SF, 3-23-95
- 83.3% (5-6) - Vicki Hall, Texas vs. UNLV, West SF, 3-23-89
- 83.3% (5-6) - Ashley McElhiney, Vanderbilt vs. Iowa St., Midwest SF, 3-24-01
- 75.0% (6-8) - Kelly Miller, Georgia vs. Iowa St., Mideast F, 3-22-99
- 75.0% (6-8) - Diana Taurasi, Connecticut vs. North Carolina St., East SF, 3-24-01

MOST FREE THROWS

- 17 - Bridgette Gordon, Tennessee vs. Long Beach St., East F, 3-25-89
- 15 - Sheryl Swoopes, Texas Tech vs. Colorado, West F, 3-27-93
- 14 - Lorri Bauman, Drake vs. Long Beach St., West SF, 3-19-82
- 14 - Shelia Collins, Tennessee vs. Georgia, Mideast F, 3-25-84
- 14 - Chantelle Anderson, Vanderbilt vs. North Carolina, Midwest SF, 3-23-02

MOST FREE THROWS ATTEMPTED

- 20 - Bridgette Gordon, Tennessee vs. Long Beach St., East F, 3-25-89
- 18 - Tonya Edwards, Tennessee vs. Virginia, East F, 3-24-90
- 16 - Janet Harris, Georgia vs. Indiana, Mideast SF, 3-23-83
- 16 - Eugenia Conner, Mississippi vs. Georgia, Mideast SF, 3-23-84
- 16 - Shelia Collins, Tennessee vs. Georgia, Mideast F, 3-25-84
- 16 - Venus Lacy, Louisiana Tech vs. LSU, Midwest SF, 3-23-89
- 16 - Sheryl Swoopes, Texas Tech vs. Colorado, West F, 3-27-93
- 16 - Chantelle Anderson, Vanderbilt vs. North Carolina, Midwest SF, 3-23-02

HIGHEST FREE THROW PERCENTAGE (Min. 10 made)

- 100.0% (11-11) - Nicole Erickson, Duke vs. Old Dominion, East SF, 3-20-99
- 100.0% (10-10) - Katie Smith, Ohio St. vs. Western Ky., East SF, 3-25-93
- 100.0% (9-9) - Tera Bjorkland, Colorado vs. Stanford, West SF, 3-23-02
- 93.8% (15-16) - Sheryl Swoopes, Texas Tech vs. Colorado, West F, 3-27-93
- 93.3% (14-15) - Lorri Bauman, Drake vs. Long Beach St., West SF, 3-19-82
- 92.9% (13-14) - Chamique Holdsclaw, Tennessee vs. North Carolina, Mideast F, 3-23-98

MOST REBOUNDS

- 20 - Shelda Arceneaux, San Diego St. vs. Long Beach St., West SF, 3-22-84
- 19 - Sheila Foster, South Carolina vs. Kentucky, Midwest SF, 3-18-82
- 19 - Delisha Milton, Florida vs. Old Dominion, Mideast F, 3-24-97
- 18 - Kirsten Cummings, Long Beach St. vs. Oregon St., West SF, 3-24-83
- 18 - Eugenia Conner, Mississippi vs. Tennessee, Mideast SF, 3-22-85
- 18 - Andrea Lloyd, Texas vs. Western Ky., Mideast SF, 3-22-85
- 18 - Janel McCarville, Minnesota vs. Duke, Mideast F, 3-30-04
- 17 - Shelia Collins, Tennessee vs. Mississippi, Mideast SF, 3-22-85
- 17 - Shanda Berry, Iowa vs. Southern California, West SF, 3-24-88
- 17 - Raquel Spurlock, Louisiana Tech vs. Texas Tech, Midwest SF, 3-23-96
- 17 - Takeisha Lewis, Louisiana Tech vs. Missouri, East SF, 3-24-01



Photo by Jamie Schwaberow/NCAA Photos

Southwest Missouri State guard Jackie Stiles scored 41 points against Duke in the 2001 West Regional semifinal to rank second in most points in a single regional game.

- 17 - Plenette Pierson, Texas Tech vs. Duke, Midwest F, 3-31-03
- 17 - Nicole Powell, Stanford vs. Vanderbilt, Midwest SF, 3-28-04

MOST ASSISTS (Since 1985)

- 17 - Suzie McConnell, Penn St. vs. Rutgers, East SF, 3-20-86
- 13 - Amber Nicholas, Arkansas vs. Stanford, West F, 3-24-90
- 13 - Sonja Henning, Stanford vs. Arkansas, West F, 3-24-90
- 13 - Temeka Johnson, LSU vs. Texas, West SF, 3-20-04
- 12 - Suzie McConnell, Penn St. vs. Ohio St., East SF, 3-21-85
- 12 - Dawn Marsh, Tennessee vs. Georgia, Mideast SF, 3-20-86
- 12 - Amber Nicholas, Arkansas vs. Stephen F. Austin, West SF, 3-22-90
- 12 - Dawn Staley, Virginia vs. Oklahoma St., Midwest SF, 3-21-91
- 12 - Dawn Staley, Virginia vs. Lamar, Midwest F, 3-23-91
- 12 - Helen Darling, Penn St. vs. Louisiana Tech, Midwest F, 3-27-00

MOST STEALS (Since 1988)

- 8 - Carla Holmes, Maryland vs. Stephen F. Austin, West SF, 3-23-89
- 8 - Natalie Williams, UCLA vs. Southwest Mo. St., Midwest SF, 3-26-92
- 7 - Deanna Tate, Maryland vs. Stephen F. Austin, West SF, 3-23-89
- 7 - Hamchetou Maiga, Old Dominion vs. Louisiana Tech, Midwest SF, 3-25-00
- 6 - 12 tied (Most recent: LeTania Severe, Notre Dame vs. Penn St., SF, 3-27-04)

MOST BLOCKED SHOTS (Since 1988)

- 7 - Martha Williams, George Washington vs. Colorado, Midwest SF, 3-23-95
- 7 - Janel McCarville, Minnesota vs. Boston College, Mideast SF, 3-28-04
- 6 - Heidi Gillingham, Vanderbilt vs. Virginia, East F, 3-28-92
- 6 - Yolanda Watkins, Alabama vs. Penn St., Midwest F, 3-26-94
- 6 - Rebecca Lobo, Connecticut vs. Virginia, East F, 3-25-95

- 6 - Angela Gorsica, Vanderbilt vs. Georgia, West SF, 3-22-97
 6 - Tajama Abraham, George Washington vs. Notre Dame, East F, 3-24-97
 6 - Takeisha Lewis, Louisiana Tech vs. Old Dominion, Midwest SF, 3-25-00
 6 - Jana Rediger, Villanova vs. Colorado, East SF, 3-29-03

NOTE: Anne Donovan, Old Dominion vs. Penn St., East F, 3-26-83, recorded 12 blocked shots before blocks became an official statistic.

Single Game, Team

MOST POINTS

- 114 - Stanford vs. Arkansas (87), West F, 3-24-90
 104 - Long Beach St. vs. Washington (78), West SF, 3-24-88
 104 - Southwest Mo. St. vs. Washington (87), West F, 3-26-01
 103 - Auburn vs. Maryland (74), Mideast F, 3-26-88
 103 - Virginia vs. West Virginia (83), East SF, 3-26-92

MOST POINTS IN ONE HALF

- 63 - Texas vs. La.-Monroe, 1st Half, Midwest SF, 3-23-84
 62 - Auburn vs. Maryland, 2nd Half, Mideast F, 3-26-88
 58 - Drake vs. Long Beach St., 2nd Half, West SF, 3-19-82
 58 - Southern California vs. Arizona St., 2nd Half, West SF, 3-24-83
 58 - Stanford vs. Iowa, 2nd Half, Midwest SF, 3-23-89

FEWEST POINTS

- 42 - UCLA vs. Georgia (78), West SF, 3-21-85
 42 - Texas Tech vs. Rutgers (53), Midwest SF, 3-20-99
 43 - Southwest Mo. St. vs. Louisiana Tech (59), Midwest SF, 3-25-93
 44 - San Francisco vs. Connecticut (72), Mideast SF, 3-23-96
 44 - Texas Tech vs. Tennessee (57), Mideast F, 3-27-00

FEWEST POINTS IN ONE HALF

- 11 - Texas Tech vs. Rutgers, 1st Half, Midwest SF, 3-20-99
 13 - Penn St. vs. Connecticut, 1st Half, East F, 3-29-04
 14 - UCLA vs. Georgia, 1st Half, West SF, 3-21-85
 14 - Texas Tech vs. Louisiana Tech, 1st Half, Midwest SF, 3-23-96
 14 - Tennessee vs. Virginia, 1st Half, East F, 3-25-96

LARGEST WINNING MARGIN

- 44 - Louisiana Tech (91) vs. Purdue (47), Midwest SF, 3-22-90
 39 - Long Beach St. (94) vs. Mississippi (55), West SF, 3-19-87
 38 - Louisiana Tech (92) vs. Arizona St. (54), Midwest SF, 3-18-82
 37 - Southern California (96) vs. Arizona St. (59), West SF, 3-24-83
 36 - Georgia (78) vs. UCLA (42), West SF, 3-21-85

MOST POINTS SCORED BY LOSING TEAM

- 91 - La.-Monroe vs. Texas (99), Midwest SF, 3-23-84
 90 - Southern California vs. Tennessee (91), Mideast F, 3-21-82
 90 - Texas vs. Western Ky. (92), Mideast SF, 3-22-85
 87 - Arkansas vs. Stanford (114), West F, 3-24-90
 87 - Washington vs. Southwest Mo. St. (104), West F, 3-26-01

MOST FIELD GOALS

- 45 - Long Beach St. vs. Ohio St., West F, 3-21-87
 45 - Stanford vs. Arkansas, West F, 3-24-90
 44 - Auburn vs. Maryland, Mideast F, 3-26-88
 42 - Cheyney vs. Kansas St., East F, 3-20-82
 42 - Georgia vs. Long Beach St., West F, 3-23-85

FEWEST FIELD GOALS

- 15 - Purdue vs. Louisiana Tech, Midwest SF, 3-22-90
 15 - Southwest Mo. St. vs. Louisiana Tech, Midwest SF, 3-25-93
 15 - Texas Tech vs. Rutgers, Midwest SF, 3-20-99
 16 - Vanderbilt vs. Auburn, Mideast SF, 3-21-91
 16 - Vanderbilt vs. Louisiana Tech, Midwest F, 3-27-93
 16 - UAB vs. Rutgers, West SF, 3-25-00
 16 - Penn St. vs. Connecticut, East F, 3-29-04

MOST FIELD GOALS ATTEMPTED

- 89 - San Diego St. vs. Long Beach St., West SF, 3-22-84
 84 - Louisiana Tech vs. Georgia, Midwest F, 3-25-96
 82 - Cheyney vs. North Carolina, East SF, 3-22-84
 82 - Long Beach St. vs. Ohio St., West F, 3-21-87
 82 - Louisiana Tech vs. UCLA, West F, 3-22-99

FEWEST FIELD GOALS ATTEMPTED

- 40 - Connecticut vs. Clemson, East F, 3-23-91
 41 - Kansas St. vs. Old Dominion, Mideast SF, 3-23-02
 42 - Texas Tech vs. Rutgers, Midwest SF, 3-20-99
 42 - Connecticut vs. Penn St., East F, 3-29-04
 44 - Duke vs. Old Dominion, East SF, 3-20-99
 44 - UAB vs. Rutgers, West SF, 3-25-00

HIGHEST FIELD GOAL PERCENTAGE

- 65.5% (38-58) - Old Dominion vs. Kansas St., Mideast SF, 3-23-02
 63.8% (30-47) - Connecticut vs. Old Dominion, Mideast F, 3-25-02
 63.5% (33-52) - Texas vs. James Madison, East SF, 3-19-87
 63.2% (36-57) - Virginia vs. West Virginia, East SF, 3-26-92
 62.5% (35-56) - Southwest Mo. St. vs. Washington, West F, 3-26-01

LOWEST FIELD GOAL PERCENTAGE

- 26.4% (19-72) - Alabama vs. Connecticut, East SF, 3-23-95
 26.8% (15-56) - Purdue vs. Louisiana Tech, Midwest SF, 3-22-90
 28.1% (16-57) - Penn St. vs. Connecticut, East F, 3-29-04
 28.6% (16-56) - Louisiana Tech vs. Connecticut, East F, 3-26-01
 28.8% (19-66) - North Carolina vs. George Washington, East SF, 3-22-97
 28.8% (17-59) - Georgia vs. Stanford, West F, 3-24-97

MOST THREE-POINT FIELD GOALS

- 12 - Stanford vs. Southern California, West F, 3-28-92
 12 - Xavier vs. Purdue, Mideast F, 3-26-01
 11 - Penn St. vs. Alabama, Midwest F, 3-26-94
 11 - Colorado St. vs. UCLA, West SF, 3-20-99
 10 - Four tied (Most recent: Penn St. vs. Auburn, West SF, 3-23-96)

FEWEST THREE-POINT FIELD GOALS

- 0 - 31 tied (Most recent: Notre Dame vs. Purdue, East SF, 3-30-03)

MOST THREE-POINT FIELD GOALS ATTEMPTED

- 34 - Colorado St. vs. UCLA, West SF, 3-20-99
 33 - Xavier vs. Purdue, Mideast F, 3-26-01
 30 - Penn St. vs. Alabama, Midwest F, 3-26-94
 27 - Southern California vs. Texas Tech, West SF, 3-25-93
 27 - Alabama vs. Connecticut, East SF, 3-23-95
 27 - Alabama vs. Notre Dame, East SF, 3-22-97
 27 - Brigham Young vs. Tennessee, Midwest SF, 3-23-02

FEWEST THREE-POINT FIELD GOALS ATTEMPTED

- 0 - Louisiana Tech vs. Mississippi, Midwest SF, 3-24-88
 0 - Tennessee vs. James Madison, East SF, 3-24-88
 0 - Texas vs. Stanford, Midwest SF, 3-24-88
 0 - Texas vs. Louisiana Tech, Midwest F, 3-26-88
 0 - Tennessee vs. Virginia, East SF, 3-23-89
 0 - Georgia vs. Long Beach St., West SF, 3-21-91

HIGHEST THREE-POINT FIELD GOAL PERCENTAGE (Min. five made)

- 85.7% (6-7) - Texas vs. UNLV, West SF, 3-23-89
 80.0% (8-10) - Stanford vs. Iowa, Midwest SF, 3-23-89
 75.0% (9-12) - Purdue vs. Vanderbilt, West SF, 3-23-95
 71.4% (10-14) - North Carolina St. vs. Georgia, Midwest SF, 3-23-95
 66.7% (8-12) - Notre Dame vs. Alabama, East SF, 3-22-97
 66.7% (6-9) - Lamar vs. Arkansas, Midwest SF, 3-21-91

LOWEST THREE-POINT FIELD GOAL PERCENTAGE (Min. 10 att.)

- 0.0% (0-11) - Stanford vs. Colorado, West SF, 3-24-94
 7.1% (1-14) - UCLA vs. Southwest Mo. St., Midwest SF, 3-26-92
 7.1% (1-14) - Old Dominion vs. Duke, East SF, 3-20-99

- 8.3% (1-12) - Washington vs. Long Beach St., West SF, 3-24-88
 9.1% (2-22) - Virginia vs. Tennessee, East F, 3-25-96
 9.1% (1-11) - Duke vs. Arkansas, West F, 3-23-98

MOST FREE THROWS

- 38 - Tennessee vs. Long Beach St., East F, 3-25-89
 35 - Tennessee vs. Southern California, Mideast F, 3-21-82
 33 - Long Beach St. vs. Iowa, West F, 3-26-88
 31 - Drake vs. Long Beach St., West SF, 3-19-82
 31 - Southwest Mo. St. vs. Mississippi, Midwest F, 3-28-92

FEWEST FREE THROWS

- 0 - Villanova vs. Tennessee, Mideast F, 3-31-03
 1 - Stanford vs. Tennessee, Midwest F, 3-20-04
 2 - Texas vs. Louisiana Tech, Midwest F, 3-27-83
 2 - UCLA vs. Georgia, West SF, 3-21-85
 2 - Alabama vs. Louisiana Tech, Midwest SF, 3-21-98
 2 - Tennessee vs. Virginia Tech, East SF, 3-20-99
 2 - Iowa St. vs. Vanderbilt, Midwest SF, 3-24-01

MOST FREE THROWS ATTEMPTED

- 48 - Tennessee vs. Long Beach St., East F, 3-25-89
 46 - Purdue vs. Rutgers, Midwest F, 3-22-99
 43 - Virginia vs. West Virginia, East SF, 3-26-92
 42 - Long Beach St. vs. Iowa, West F, 3-26-88
 42 - Louisiana Tech vs. LSU, Midwest SF, 3-23-89

FEWEST FREE THROWS ATTEMPTED

- 1 - Villanova vs. Tennessee, Mideast F, 3-31-03
 2 - Texas vs. Louisiana Tech, Midwest F, 3-27-83
 3 - Alabama vs. Louisiana Tech, Midwest SF, 3-21-98
 3 - Iowa St. vs. Vanderbilt, Midwest SF, 3-24-01
 3 - Stanford vs. Tennessee, Midwest F, 3-20-04

HIGHEST FREE THROW PERCENTAGE

(Min. 12 made)

- 100.0% (12-12) - Utah vs. Notre Dame, Midwest SF, 3-24-01
 93.9% (31-33) - Drake vs. Long Beach St., West SF, 3-19-82
 93.8% (15-16) - Duke vs. Louisiana Tech, Mideast SF, 3-28-04
 93.3% (14-15) - Purdue vs. Connecticut, East F, 4-1-03
 92.9% (13-14) - Tennessee vs. Villanova, Mideast F, 3-31-03

LOWEST FREE THROW PERCENTAGE

(Min. 10 att.)

- 28.6% (6-21) - Louisiana Tech vs. Kentucky, Midwest F, 3-20-82
 30.0% (3-10) - George Washington vs. Notre Dame, East F, 3-24-97
 35.3% (6-17) - George Washington vs. North Carolina, East SF, 3-22-97
 35.7% (5-14) - Washington vs. Auburn, Mideast F, 3-24-90
 36.4% (4-11) - Mississippi vs. Louisiana Tech, Midwest SF, 3-24-88

MOST REBOUNDS

- 57 - Tennessee vs. Virginia, East SF, 3-23-89
 56 - Louisiana Tech vs. LSU, Midwest SF, 3-23-89
 56 - Louisiana Tech vs. Texas, Midwest F, 3-24-90
 56 - Colorado vs. George Washington, Midwest SF, 3-23-95
 55 - Old Dominion vs. LSU, Mideast SF, 3-22-97

FEWEST REBOUNDS

- 16 - Vanderbilt vs. Auburn, Mideast SF, 3-22-90
 16 - Kansas St. vs. Old Dominion, Mideast SF, 3-23-02
 17 - Villanova vs. Tennessee, Mideast F, 3-31-03
 18 - Maryland vs. Old Dominion, East SF, 3-24-83
 21 - Mississippi vs. Stanford, West SF, 3-22-90
 22 - Iowa vs. Georgia, Midwest SF, 3-19-87
 22 - Virginia vs. Tennessee, East SF, 3-23-89

LARGEST REBOUND MARGIN

- 35 - Tennessee (57) vs. Virginia (22), East SF, 3-23-89
 30 - Tennessee (54) vs. Penn St. (24), Mideast SF, 3-29-03
 28 - Stanford (49) vs. Mississippi (21), West SF, 3-22-90
 23 - Auburn (48) vs. Maryland (25), Mideast F, 3-26-88
 23 - Colorado (56) vs. George Washington (33), Midwest SF, 3-23-95

- 21 - Stanford (49) vs. Washington (28), West SF, 3-21-91
 21 - Louisiana Tech (49) vs. Missouri (28), East SF, 3-24-01

MOST ASSISTS (Since 1985)

- 37 - Stanford vs. Arkansas, West F, 3-24-90
 30 - Ohio St. vs. Penn St., East SF, 3-21-85
 29 - Arkansas vs. Stephen F. Austin, West SF, 3-22-90
 28 - Vanderbilt vs. Iowa St., Midwest SF, 3-24-01
 27 - Western Ky. vs. Rutgers, East F, 3-22-86

FEWEST ASSISTS (Since 1985)

- 3 - Vanderbilt vs. Stephen F. Austin, Midwest SF, 3-25-93
 4 - North Carolina St. vs. Rutgers, East SF, 3-19-87
 4 - Virginia vs. Old Dominion, East SF, 3-23-96
 5 - Five tied (Most recent: Colorado vs. Oklahoma, West F, 3-25-02)

MOST STEALS (Since 1988)

- 25 - Maryland vs. Stephen F. Austin, West SF, 3-23-89
 21 - Connecticut vs. Oklahoma, East SF, 3-25-00
 19 - UCLA vs. Southwest Mo. St., Midwest SF, 3-26-92
 17 - Duke vs. Texas, East SF, 3-23-02
 16 - Virginia vs. Rutgers, East SF, 3-24-88
 16 - South Carolina vs. Drake, East SF, 3-23-02

MOST BLOCKED SHOTS (Since 1988)

- 12 - Duke vs. Texas Tech, Midwest F, 3-31-03
 11 - George Washington vs. Colorado, Midwest SF, 3-23-95
 11 - Connecticut vs. Virginia, East F, 3-25-95
 11 - Connecticut vs. Old Dominion, Mideast F, 3-25-02
 11 - Duke vs. Louisiana Tech, Mideast SF, 3-28-04
 9 - Louisiana Tech vs. Old Dominion, Midwest SF, 3-25-00
 9 - Duke vs. South Carolina, East F, 3-25-02
 9 - Minnesota vs. Boston College, Mideast SF, 3-28-04

NOTE: Old Dominion vs. Penn St., East F, 3-26-83, recorded 15 blocked shots before blocks became an official statistic.

MOST TURNOVERS

- 39 - Stephen F. Austin vs. Maryland, West SF, 3-23-89
 34 - Kansas St. vs. Texas, Midwest SF, 3-25-83
 33 - Oklahoma vs. Connecticut, East SF, 3-25-00
 32 - UCLA vs. Georgia, West SF, 3-21-85
 30 - Connecticut vs. North Carolina, East F, 3-26-94

FEWEST TURNOVERS

- 5 - Tennessee vs. Villanova, Mideast F, 3-31-03
 5 - Texas vs. LSU, West F, 4-1-03
 6 - Southern California vs. Louisiana Tech, West F, 3-22-86
 6 - Colorado vs. Villanova, Mideast SF, 3-29-03
 6 - Duke vs. Georgia, Midwest SF, 3-29-03

MOST PERSONAL FOULS

- 34 - LSU vs. Louisiana Tech, Midwest SF, 3-23-89
 34 - West Virginia vs. Virginia, East SF, 3-26-92
 33 - Mississippi vs. Tennessee, Mideast SF, 3-23-83
 33 - Long Beach St. vs. Tennessee, East F, 3-25-89
 32 - Rutgers vs. Purdue, Midwest F, 3-22-99

FEWEST PERSONAL FOULS

- 5 - Tennessee vs. Villanova, Mideast F, 3-31-03
 8 - Southern California vs. Louisiana Tech, West F, 3-22-86
 8 - Texas vs. James Madison, East SF, 3-19-87
 8 - Maryland vs. Stephen F. Austin, West SF, 3-23-89
 9 - Texas vs. North Carolina St., Midwest SF, 3-22-90
 9 - Virginia vs. Vanderbilt, East F, 3-28-92

MOST DISQUALIFICATIONS

- 5 - Mississippi vs. Tennessee, Mideast SF, 3-23-83
 4 - Washington vs. Long Beach St., West SF, 3-24-88
 4 - Iowa vs. Long Beach St., West F, 3-26-88
 4 - LSU vs. Louisiana Tech, Midwest SF, 3-23-89
 4 - Long Beach St. vs. Tennessee, East F, 3-25-89

East Regional Records

(SF = regional semifinals; F = regional championship)

Single Game, Individual

MOST POINTS

- 36 - Beth Morgan, Notre Dame vs. Alabama, SF, 3-22-97
 33 - Sue Wicks, Rutgers vs. North Carolina St., SF, 3-19-87
 33 - Nikita Lowry, Ohio St. vs. Long Beach St., SF, 3-23-89
 33 - Bridgette Gordon, Tennessee vs. Long Beach St., F, 3-25-89
 32 - Heather Burge, Virginia vs. West Virginia, SF, 3-26-92

MOST FIELD GOALS

- 14 - Medina Dixon, Old Dominion vs. Penn St., F, 3-26-83
 14 - Francine Lewis, Ohio St. vs. Penn St., SF, 3-21-85
 13 - Medina Dixon, Old Dominion vs. Cheyney, F, 3-24-84
 13 - Heather Burge, Virginia vs. Vanderbilt, F, 3-28-92
 13 - Beth Morgan, Notre Dame vs. Alabama, SF, 3-22-97
 13 - Chamique Holdsclaw, Tennessee vs. Virginia Tech, SF, 3-20-99

MOST FIELD GOALS ATTEMPTED

- 28 - Medina Dixon, Old Dominion vs. Cheyney, F, 3-24-84
 26 - Chamique Holdsclaw, Tennessee vs. Virginia Tech, SF, 3-20-99
 25 - Medina Dixon, Old Dominion vs. Penn St., F, 3-26-83
 25 - Yolanda Laney, Cheyney vs. North Carolina, SF, 3-22-84
 24 - Francine Lewis, Ohio St. vs. Penn St., SF, 3-21-85

HIGHEST FIELD GOAL PERCENTAGE (Min. 10 made)

- 84.6% (11-13) - Dottie Van Gheem, Providence vs. Virginia, SF, 3-22-90
 83.3% (10-12) - Heidi Burge, Virginia vs. West Virginia, SF, 3-26-92
 83.3% (10-12) - Jennifer Rizzotti, Connecticut vs. Alabama, SF, 3-23-95
 73.3% (11-15) - Kristen Foley, Rutgers vs. Penn St., SF, 3-20-86
 73.3% (11-15) - Kara Wolters, Connecticut vs. North Carolina, F, 3-26-94

MOST THREE-POINT FIELD GOALS

- 6 - Beth Morgan, Notre Dame vs. Alabama, SF, 3-22-97
 6 - Lisa Griffith, Arizona vs. Connecticut, SF, 3-21-98
 6 - Diana Taurasi, Connecticut vs. North Carolina St., SF, 3-24-01
 5 - Shalonda Enis, Alabama vs. Notre Dame, SF, 3-22-97
 5 - April Brown, LSU vs. Connecticut, F, 3-27-00
 5 - April McDivitt, UC Santa Barb. vs. Connecticut, SF, 3-27-04

MOST THREE-POINT FIELD GOALS ATTEMPTED

- 11 - Lisa Cermignano, George Washington vs. Notre Dame, F, 3-24-97
 11 - Rita Williams, Connecticut vs. North Carolina St., F, 3-23-98
 10 - Tora Suber, Virginia vs. Tennessee, F, 3-25-96
 10 - Beth Morgan, Notre Dame vs. Alabama, SF, 3-22-97
 10 - April McDivitt, UC Santa Barb. vs. Connecticut, SF, 3-27-04

HIGHEST THREE-POINT FIELD GOAL PERCENTAGE (Min. four made)

- 100.0% (4-4) - April Brown, LSU vs. Connecticut, F, 3-27-00
 80.0% (4-5) - Phylesha Whaley, Oklahoma vs. Connecticut, SF, 3-25-00
 80.0% (4-5) - Barbara Turner, Connecticut vs. Penn St., F, 3-29-04
 75.0% (6-8) - Diana Taurasi, Connecticut vs. North Carolina St., SF, 3-24-01
 66.7% (6-9) - Lisa Griffith, Arizona vs. Connecticut, SF, 3-21-98
 66.7% (4-6) - Orly Grossman, Connecticut vs. North Carolina St., SF, 3-21-91
 66.7% (4-6) - Misty Lamb, Vanderbilt vs. Virginia, F, 3-28-92
 66.7% (4-6) - Monick Foote, Virginia vs. Louisiana Tech, SF, 3-23-95
 66.7% (4-6) - Sue Bird, Connecticut vs. LSU, F, 3-27-00

MOST FREE THROWS

- 17 - Bridgette Gordon, Tennessee vs. Long Beach St., F, 3-25-89
 13 - Tonya Edwards, Tennessee vs. Virginia, F, 3-24-90
 11 - Seven tied (Most recent: LaNeishea Caufield, Oklahoma vs. Connecticut, SF, 3-25-00)

MOST FREE THROWS ATTEMPTED

- 20 - Bridgette Gordon, Tennessee vs. Long Beach St., F, 3-25-89
 18 - Tonya Edwards, Tennessee vs. Virginia, F, 3-24-90
 15 - Sue Wicks, Rutgers vs. North Carolina St., SF, 3-19-87
 15 - Heather Burge, Virginia vs. West Virginia, SF, 3-26-92
 14 - Angie Bonner, Kansas St. vs. Cheyney, F, 3-20-82
 14 - Rosemary Kosiorek, West Virginia vs. Virginia, SF, 3-26-92
 14 - LaNeishea Caufield, Oklahoma vs. Connecticut, SF, 3-25-00

HIGHEST FREE THROW PERCENTAGE (Min. 10 made)

- 100.0% (11-11) - Nicole Erickson, Duke vs. Old Dominion, SF, 3-20-99
 100.0% (10-10) - Katie Smith, Ohio St. vs. Western Ky., SF, 3-25-93
 91.7% (11-12) - Margaret Diaz, Cheyney vs. Old Dominion, F, 3-24-84
 91.7% (11-12) - Tammi Reiss, Virginia vs. West Virginia, SF, 3-26-92
 90.9% (10-11) - Lillie Mason, Western Ky. vs. James Madison, SF, 3-20-86

MOST REBOUNDS

- 17 - Takeisha Lewis, Louisiana Tech vs. Missouri, SF, 3-24-01
 16 - Anne Donovan, Old Dominion vs. Maryland, SF, 3-24-83
 16 - Lillie Mason, Western Ky. vs. Rutgers, F, 3-22-86
 16 - Frances Savage, Miami (Fla.) vs. Vanderbilt, SF, 3-26-92
 16 - Wendy Palmer, Virginia vs. Louisiana Tech, SF, 3-23-95
 16 - Katryna Gaither, Notre Dame vs. George Washington, F, 3-24-97

MOST ASSISTS (Since 1985)

- 17 - Suzie McConnell, Penn St. vs. Rutgers, SF, 3-20-86
 12 - Suzie McConnell, Penn St. vs. Ohio St., SF, 3-21-85
 11 - Clemette Haskins, Western Ky. vs. James Madison, SF, 3-20-86
 11 - Clemette Haskins, Western Ky. vs. Rutgers, F, 3-22-86
 11 - Mollie Peirick, Notre Dame vs. Alabama, SF, 3-22-97

MOST STEALS (Since 1988)

- 6 - Dawn Staley, Virginia vs. Providence, SF, 3-22-90
 6 - Audrey Burcy, Ohio St. vs. Western Ky., SF, 3-25-93

- 6 - Tonya Sampson, North Carolina vs. Connecticut, F, 3-26-94
 6 - Jocelyn Penn, South Carolina vs. Drake, SF, 3-23-02
 6 - Alana Beard, Duke vs. Texas, SF, 3-23-02
 6 - Le'Tania Severe, Notre Dame vs. Penn St., SF, 3-27-04

NOTE: Suzie McConnell, Penn St., had six steals vs. Ohio St., SF, 3-21-85, and vs. Rutgers, SF, 3-20-86, before steals became an official statistic.

MOST BLOCKED SHOTS (Since 1988)

- 6 - Heidi Gillingham, Vanderbilt vs. Virginia, F, 3-28-92
 6 - Rebecca Lobo, Connecticut vs. Virginia, F, 3-25-95
 6 - Tajama Abraham, George Washington vs. Notre Dame, F, 3-24-97
 5 - Five tied (Most recent: Teresa Borton, Notre Dame vs. Purdue, SF, 3-30-03)

NOTE: Anne Donovan, Old Dominion, recorded 12 blocked shots vs. Penn St., F, 3-26-83, before blocks became an official statistic.

Single Game, Team

MOST POINTS

- 103 - Virginia vs. West Virginia (83), SF, 3-26-92
 102 - Connecticut vs. Oklahoma (80), SF, 3-25-00
 94 - Tennessee vs. Long Beach St. (80), F, 3-25-89
 93 - Cheyney vs. Kansas St. (71), F, 3-20-82
 92 - Tennessee vs. Kansas (71), SF, 3-23-96

MOST POINTS IN ONE HALF

- 57 - Connecticut vs. Oklahoma, SF, 3-25-00
 55 - Western Ky. vs. Rutgers, 2nd Half, F, 3-22-86
 55 - Texas vs. Rutgers, 2nd Half, F, 3-21-87
 55 - Tennessee vs. Long Beach St., 2nd Half, F, 3-25-89
 55 - Notre Dame vs. Alabama, 2nd Half, SF, 3-22-97

FEWEST POINTS

- 46 - Virginia vs. Tennessee (52), F, 3-25-96
 46 - North Carolina vs. George Washington (55), SF, 3-22-97
 46 - Texas vs. Duke, SF, 3-23-02
 47 - Virginia vs. Tennessee (80), SF, 3-23-89
 47 - Notre Dame vs. Purdue (66), SF, 3-30-03

FEWEST POINTS IN ONE HALF

- 13 - Penn St. vs. Connecticut, 1st Half, F, 3-29-04
 14 - Tennessee vs. Virginia, 1st Half, F, 3-25-96



Photo by Matt Cashore

Notre Dame's Le'Tania Severe earned a spot as a co-leader for most steals in a single game after nabbing six steals in last year's East Regional semifinal game against Penn State.

- 16 - Texas vs. Duke, 1st Half, SF, 3-23-02
 18 - James Madison vs. Western Ky., 1st Half, SF, 3-20-86
 18 - Virginia vs. Tennessee, 1st Half, SF, 3-23-89
 18 - Notre Dame vs. Purdue, 2nd Half, SF, 3-30-03

LARGEST WINNING MARGIN

- 34 - Texas (91) vs. James Madison (57), SF, 3-19-87
 33 - Tennessee (80) vs. Virginia (47), SF, 3-23-89
 31 - Connecticut (87) vs. Alabama (56), SF, 3-23-95
 22 - Cheyney (93) vs. Kansas St. (71), F, 3-20-82
 22 - Connecticut (102) vs. Oklahoma (80), SF, 3-25-00

MOST POINTS SCORED BY LOSING TEAM

- 83 - Ohio St. vs. Long Beach St. (89), SF, 3-23-89
 83 - West Virginia vs. Virginia (103), SF, 3-26-92
 80 - Long Beach St. vs. Tennessee (94), F, 3-25-89
 80 - Oklahoma vs. Connecticut (102), SF, 3-25-00

MOST FIELD GOALS

- 42 - Cheyney vs. Kansas St., F, 3-20-82
 40 - Connecticut vs. Oklahoma, SF, 3-25-00
 37 - Long Beach St. vs. Ohio St., SF, 3-23-89
 36 - Texas vs. Rutgers, F, 3-21-87
 36 - Virginia vs. West Virginia, SF, 3-26-92

FEWEST FIELD GOALS

- 16 - Penn St. vs. Connecticut, F, 3-29-04
 18 - Connecticut vs. Clemson, F, 3-23-91
 18 - Penn St. vs. Notre Dame, SF, 3-27-04
 19 - Eight tied (Most recent: UC Santa Barb. vs. Connecticut, SF, 3-27-04; Notre Dame vs. Penn St., SF, 3-27-04)

MOST FIELD GOALS ATTEMPTED

- 82 - Cheyney vs. North Carolina, SF, 3-22-84
 79 - Old Dominion vs. Cheyney, F, 3-24-84
 77 - Cheyney vs. Kansas St., F, 3-20-82
 76 - Long Beach St. vs. Ohio St., SF, 3-23-89
 76 - Georgetown vs. Virginia, SF, 3-25-93

FEWEST FIELD GOALS ATTEMPTED

- 40 - Connecticut vs. Clemson, F, 3-23-91
 42 - Connecticut vs. Penn St., F, 3-29-04
 44 - Duke vs. Old Dominion, SF, 3-20-99
 45 - Old Dominion vs. North Carolina St., SF, 3-21-98
 46 - Western Ky. vs. James Madison, SF, 3-20-86

HIGHEST FIELD GOAL PERCENTAGE

- 63.5% (33-52) - Texas vs. James Madison, SF, 3-19-87
 63.2% (36-57) - Virginia vs. West Virginia, SF, 3-26-92
 59.3% (32-54) - Notre Dame vs. Alabama, SF, 3-22-97
 59.0% (36-61) - Texas vs. Rutgers, F, 3-21-87
 58.3% (35-60) - Tennessee vs. Virginia, F, 3-26-88

LOWEST FIELD GOAL PERCENTAGE

- 26.4% (19-72) - Alabama vs. Connecticut, SF, 3-23-95
 28.1% (16-57) - Penn St. vs. Connecticut, F, 3-29-04
 28.6% (16-56) - Louisiana Tech vs. Connecticut, F, 3-26-01
 28.8% (19-66) - North Carolina vs. George Washington, SF, 3-22-97
 29.4% (20-68) - Virginia vs. Tennessee, F, 3-25-96

MOST THREE-POINT FIELD GOALS

- 10 - Vanderbilt vs. Virginia, F, 3-28-92
 9 - Connecticut vs. North Carolina St., SF, 3-21-91
 9 - Kansas vs. Tennessee, SF, 3-23-96
 9 - Connecticut vs. LSU, SF, 3-27-00
 8 - Ohio St. vs. Virginia, F, 3-27-93
 8 - Notre Dame vs. Alabama, SF, 3-22-97
 8 - Arizona vs. Connecticut, SF, 3-21-98
 8 - Connecticut vs. North Carolina St., SF, 3-24-01
 8 - UC Santa Barb. vs. Connecticut, SF, 3-27-04

FEWEST THREE-POINT FIELD GOALS

- 0 - 11 times (Most recent: Notre Dame vs. Purdue, SF, 3-30-03)

MOST THREE-POINT FIELD GOALS ATTEMPTED

- 27 - Alabama vs. Connecticut, SF, 3-23-95
 27 - Alabama vs. Notre Dame, SF, 3-22-97
 24 - North Carolina vs. Connecticut, F, 3-26-94
 23 - North Carolina vs. George Washington, SF, 3-27-97
 22 - Five tied (Most recent: UC Santa Barb. vs. Connecticut, SF, 3-27-04)

FEWEST THREE-POINT FIELD GOALS ATTEMPTED

- 0 - Tennessee vs. James Madison, SF, 3-24-88
 0 - Tennessee vs. Virginia, SF, 3-23-89
 1 - Tennessee vs. Virginia, F, 3-26-88
 1 - Tennessee vs. Long Beach St., F, 3-25-89

HIGHEST THREE-POINT FIELD GOAL PERCENTAGE (Min. five made)

- 66.7% (8-12) - Notre Dame vs. Alabama, SF, 3-27-97
 60.0% (6-10) - Western Ky. vs. Ohio St., SF, 3-25-93
 57.1% (8-14) - Connecticut vs. North Carolina St., SF, 3-24-01
 56.3% (9-16) - Connecticut vs. North Carolina St., SF, 3-21-91
 56.3% (9-16) - Connecticut vs. LSU, F, 3-27-00

LOWEST THREE-POINT FIELD GOAL PERCENTAGE (Min. 10 att.)

- 7.1% (1-14) - Old Dominion vs. Duke, SF, 3-20-99
 9.1% (2-22) - Virginia vs. Tennessee, F, 3-25-96
 13.0% (3-23) - North Carolina vs. George Washington, SF, 3-22-97
 13.6% (3-22) - Georgetown vs. Virginia, SF, 3-25-93
 16.7% (2-12) - Notre Dame vs. Penn St., SF, 3-27-04
 19.0% (4-21) - Missouri vs. Louisiana Tech, SF, 3-24-01

MOST FREE THROWS

- 38 - Tennessee vs. Long Beach St., F, 3-25-89
 30 - Kansas St. vs. Old Dominion, SF, 3-18-82
 30 - Virginia vs. West Virginia, SF, 3-26-92
 29 - Ohio St. vs. Western Ky., SF, 3-25-93
 25 - Western Ky. vs. Rutgers, F, 3-22-86
 25 - Texas vs. James Madison, SF, 3-19-87
 25 - Rutgers vs. North Carolina St., SF, 3-19-87

FEWEST FREE THROWS

- 2 - Tennessee vs. Virginia Tech, SF, 3-20-99
 3 - James Madison vs. Texas, SF, 3-19-87
 3 - George Washington vs. Notre Dame, F, 3-24-97
 3 - Texas vs. Duke, SF, 3-23-02
 4 - Vanderbilt vs. Virginia, F, 3-28-92
 4 - Virginia vs. Tennessee, F, 3-25-96

MOST FREE THROWS ATTEMPTED

- 48 - Tennessee vs. Long Beach St., F, 3-25-89
 43 - Virginia vs. West Virginia, SF, 3-26-92
 41 - Rutgers vs. North Carolina, SF, 3-19-87
 36 - Old Dominion vs. North Carolina, SF, 3-22-84
 35 - Tennessee vs. Virginia, F, 3-24-90

FEWEST FREE THROWS ATTEMPTED

- 4 - James Madison vs. Texas, SF, 3-19-87
 4 - Texas vs. Duke, SF, 3-23-02
 5 - Old Dominion vs. Cheyney, F, 3-24-84
 6 - Virginia vs. Tennessee, F, 3-25-96
 6 - Boston College vs. Connecticut, SF, 3-30-03

HIGHEST FREE THROW PERCENTAGE (Min. 10 made)

- 93.3% (14-15) - Purdue vs. Connecticut, F, 4-1-03
 92.3% (12-13) - Alabama vs. Connecticut, SF, 3-23-95
 91.7% (11-12) - Virginia vs. Tennessee, F, 3-26-88
 88.9% (16-18) - Penn St. vs. Old Dominion, F, 3-26-83
 88.9% (16-18) - Virginia vs. Connecticut, F, 3-25-95

LOWEST FREE THROW PERCENTAGE (Min. 10 att.)

- 30.0% (3-10) - George Washington vs. Notre Dame, F, 3-24-97
 35.3% (6-17) - George Washington vs. North Carolina, SF, 3-22-97
 44.7% (8-18) - Tennessee vs. Duke, F, 3-22-99
 45.5% (5-11) - Three tied (Most recent: North Carolina vs. George Washington, SF, 3-22-97)

MOST REBOUNDS

- 57 - Tennessee vs. Virginia, SF, 3-23-89
 54 - Connecticut vs. Alabama, SF, 3-23-95
 53 - Notre Dame vs. George Washington, F, 3-24-97
 52 - Connecticut vs. Southern Miss., SF, 3-24-94
 51 - Connecticut vs. Arizona, SF, 3-21-98

FEWEST REBOUNDS

- 18 - Maryland vs. Old Dominion, SF, 3-24-83
 22 - Virginia vs. Tennessee, SF, 3-23-89
 23 - James Madison vs. Texas, SF, 3-19-87
 26 - LSU vs. Connecticut, F, 3-27-00
 27 - Kansas St. vs. Cheyney, F, 3-20-82
 27 - Cheyney vs. Old Dominion, F, 3-24-84
 27 - Providence vs. Virginia, SF, 3-22-90
 27 - Vanderbilt vs. Virginia, F, 3-28-92

LARGEST REBOUND MARGIN

- 35 - Tennessee (57) vs. Virginia (22), SF, 3-23-89
 21 - Louisiana Tech (49) vs. Missouri (28), SF, 3-24-01

- 19 - Old Dominion (46) vs. Cheyney (27), F, 3-24-84
 19 - Old Dominion (49) vs. North Carolina St. (30), SF, 3-21-85
 19 - Notre Dame (53) vs. George Washington (34), F, 3-24-97

MOST ASSISTS (Since 1985)

- 30 - Ohio St. vs. Penn St., SF, 3-21-85
 27 - Western Ky. vs. Rutgers, F, 3-22-86
 26 - Penn St. vs. Rutgers, SF, 3-20-86
 26 - Rutgers vs. Penn St., SF, 3-20-86
 26 - Connecticut vs. North Carolina, F, 3-26-94

FEWEST ASSISTS (Since 1985)

- 4 - North Carolina St. vs. Rutgers, SF, 3-19-87
 4 - Virginia vs. Old Dominion, SF, 3-23-96
 6 - James Madison vs. Texas, SF, 3-19-87
 6 - Texas vs. Rutgers, F, 3-21-87
 6 - Tennessee vs. Virginia, F, 3-25-96
 6 - Penn St. vs. Connecticut, F, 3-29-04

MOST STEALS (Since 1988)

- 21 - Connecticut vs. Oklahoma, SF, 3-25-00
 17 - Duke vs. Texas, SF, 3-23-02
 16 - South Carolina vs. Drake, SF, 3-23-02
 16 - Virginia vs. Rutgers, SF, 3-24-88
 13 - Tennessee vs. Virginia, F, 3-24-90
 13 - Clemson vs. James Madison, SF, 3-21-91
 13 - North Carolina vs. Connecticut, F, 3-26-94
 13 - Alabama vs. Notre Dame, SF, 3-22-97
 13 - Old Dominion vs. Duke, SF, 3-20-99

MOST BLOCKED SHOTS (Since 1988)

- 11 - Connecticut vs. Virginia, F, 3-25-95
 9 - Duke vs. South Carolina, F, 3-25-02
 9 - Notre Dame vs. Purdue, SF, 3-30-03
 8 - Clemson vs. Tennessee, SF, 3-11-90
 7 - Six tied (Most recent: Connecticut vs. Penn St., F, 3-29-04)

NOTE: Old Dominion vs. Penn St., East F, 3-26-83, recorded 15 blocked shots before blocks became an official statistic.

MOST TURNOVERS

- 33 - Oklahoma vs. Connecticut, SF, 3-25-00
 30 - Connecticut vs. North Carolina, F, 3-26-94
 26 - Virginia Tech vs. Tennessee, SF, 3-20-99
 25 - Rutgers vs. Virginia, SF, 3-24-88
 25 - Virginia vs. Providence, SF, 3-22-90

FEWEST TURNOVERS

- 8 - Duke vs. LSU, SF, 3-25-00
 9 - Clemson vs. Connecticut, F, 3-23-91
 9 - Virginia vs. Vanderbilt, F, 3-28-92
 9 - Georgetown vs. Virginia, SF, 3-25-93
 10 - Six tied (Most recent: Notre Dame vs. Penn St., SF, 3-27-04)

MOST PERSONAL FOULS

- 34 - West Virginia vs. Virginia, SF, 3-26-92
 33 - Long Beach St. vs. Tennessee, F, 3-25-89
 29 - North Carolina St. vs. Rutgers, SF, 3-19-87
 28 - Western Ky. vs. Ohio St., SF, 3-25-93
 27 - Virginia vs. Tennessee, F, 3-24-90

FEWEST PERSONAL FOULS

- 8 - Texas vs. James Madison, SF, 3-19-87
 9 - Virginia vs. Vanderbilt, F, 3-28-92
 9 - Duke vs. South Carolina, F, 3-25-02
 11 - Five tied (Most recent: Connecticut vs. Boston College, SF, 3-30-03)

MOST DISQUALIFICATIONS

- 4 - Long Beach St. vs. Tennessee, F, 3-25-89
 3 - Old Dominion vs. Kansas St., SF, 3-18-82
 3 - North Carolina St. vs. Cheyney, SF, 3-18-82
 3 - Rutgers vs. Western Ky., F, 3-22-86
 3 - Tennessee vs. Duke, F, 3-22-99

Mideast Regional Records

(SF = regional semifinals; F = regional championship)

Single Game, Individual

MOST POINTS

- 37 - Teresa Edwards, Georgia vs. Tennessee, SF, 3-20-86
 33 - Bridgette Gordon, Tennessee vs. Auburn, F, 3-21-87
 33 - Vicky Bullett, Maryland vs. Ohio St., SF, 3-24-88
 33 - Kelly Miller, Georgia vs. Iowa St., F, 3-22-99
 30 - Jennifer Gillom, Mississippi vs. Georgia, SF, 3-23-84
 30 - Sheri Sam, Vanderbilt vs. Iowa, SF, 3-23-96
 30 - Lucienne Berthieu, Old Dominion vs. Kansas St., SF, 3-23-02

MOST FIELD GOALS

- 14 - Teresa Edwards, Georgia vs. Tennessee, SF, 3-20-86
 14 - Vicky Bullett, Maryland vs. Ohio St., SF, 3-24-88
 13 - Jennifer Gillom, Mississippi vs. Georgia, SF, 3-23-84
 13 - Lucienne Berthieu, Old Dominion vs. Kansas St., SF, 3-23-02
 12 - Five tied (Most recent: Tamika Catchings, Tennessee vs. Virginia, SF, 3-25-00)

MOST FIELD GOALS ATTEMPTED

- 28 - Teresa Edwards, Georgia vs. Tennessee, SF, 3-20-86
 26 - Chamique Holdscaw, Tennessee vs. North Carolina, F, 3-23-98
 25 - Jennifer Gillom, Mississippi vs. Georgia, SF, 3-23-84
 24 - Bridgette Gordon, Tennessee vs. Auburn, F, 3-21-87
 24 - Debra Williams, Louisiana Tech vs. Southern California, F, 3-26-94

HIGHEST FIELD GOAL PERCENTAGE (Min. 10 made)

- 77.8% (14-18) - Vicky Bullett, Maryland vs. Ohio St., SF, 3-24-88
 73.3% (11-15) - Kelly Miller, Georgia vs. Iowa St., F, 3-22-99
 72.2% (13-18) - Lucienne Berthieu, Old Dominion vs. Kansas St., SF, 3-23-02
 71.4% (10-14) - Kim Pehlke, Western Ky. vs. Tennessee, SF, 3-26-92
 70.6% (12-17) - Mary Ostrowski, Tennessee vs. Alabama, SF, 3-23-84
 70.6% (12-17) - Sheri Sam, Vanderbilt vs. Iowa, SF, 3-23-96

MOST THREE-POINT FIELD GOALS

- 6 - Kelly Miller, Georgia vs. Iowa St., F, 3-22-99
 5 - Nicole Levandusky, Xavier vs. Purdue, F, 3-26-01
 5 - Katie Davis, Villanova vs. Colorado, SF, 3-29-03
 4 - Teena Bender, Mississippi vs. Auburn, F, 3-25-89
 4 - Talatha Bingham, Florida vs. Louisiana Tech, SF, 3-22-97
 4 - Jess Strom, Penn St. vs. Connecticut, SF, 3-23-02
 4 - Sue Bird, Connecticut vs. Penn St., SF, 3-23-02
 4 - Okeisha Howard, Old Dominion vs. Connecticut, F, 3-25-02
 4 - Diana Taurasi, Connecticut vs. Old Dominion, F, 3-25-02

MOST THREE-POINT FIELD GOALS ATTEMPTED

- 12 - Nicole Levandusky, Xavier vs. Purdue, F, 3-26-01
 11 - Nadine Domond, Iowa vs. Vanderbilt, SF, 3-23-96
 11 - Talatha Bingham, Florida vs. Louisiana Tech, SF, 3-22-97
 11 - Aubrey Eblin, Old Dominion vs. Florida, F, 3-24-97




Photo by Jim Gund/NCAA Photos

Tennessee's Chamique Holdscaw (23) ranks among Mideast Regional single-game leaders in most field goals attempted, most free throws, most free throws attempted and highest free-throw percentage.

- 10 - Stacy Frese, Iowa St. vs. Georgia, F, 3-22-99
 9 - Four tied (Most recent: Kara Lawson, Tennessee vs. Xavier, SF, 3-24-01)

HIGHEST THREE-POINT FIELD GOAL PERCENTAGE (Min. three made)

- 80.0% (4-5) - Jess Strom, Penn St. vs. Connecticut, SF, 3-23-02
 75.0% (6-8) - Kelly Miller, Georgia vs. Iowa St., F, 3-22-99
 75.0% (3-4) - Jody Adams, Tennessee vs. Auburn, F, 3-23-91
 75.0% (3-4) - Jody Adams, Tennessee vs. Western Ky., SF, 3-26-92
 75.0% (3-4) - Dawn Warner, Western Ky. vs. Tennessee, SF, 3-23-95
 75.0% (3-4) - Sheri Sam, Vanderbilt vs. Iowa, SF, 3-23-96
 75.0% (3-4) - Kendra Wecker, Kansas St. vs. Old Dominion, SF, 3-23-02

MOST FREE THROWS

- 14 - Shelia Collins, Tennessee vs. Georgia, F, 3-25-84
 13 - Chamique Holdscaw, Tennessee vs. North Carolina, F, 3-23-98
 12 - Paula Towns, Tennessee vs. Southern California, F, 3-21-82
 11 - Denise Jackson, Indiana vs. Georgia, SF, 3-23-83
 11 - Janet Harris, Georgia vs. Indiana, SF, 3-23-83
 11 - Katie Douglas, Purdue vs. Xavier, F, 3-26-01

MOST FREE THROWS ATTEMPTED

- 16 - Janet Harris, Georgia vs. Indiana, SF, 3-23-83
 16 - Eugenia Conner, Mississippi vs. Georgia, SF, 3-23-84
 16 - Shelia Collins, Tennessee vs. Georgia, F, 3-25-84
 15 - Jennifer Gillom, Mississippi vs. Tennessee, SF, 3-22-85
 14 - Chamique Holdscaw, Tennessee vs. North Carolina, F, 3-23-98

HIGHEST FREE-THROW PERCENTAGE (Min. nine made)

- 100.0% (9-9) - Carolyn Jones, Auburn vs. Tennessee, F, 3-23-91
 92.9% (13-14) - Chamique Holdscaw, Tennessee vs. North Carolina, F, 3-23-98

92.3% (12-13) - Paula Towns, Tennessee vs. Southern California, F, 3-21-82
 91.7% (11-12) - Katie Douglas, Purdue vs. Xavier, F, 3-26-01
 90.0% (9-10) - Five tied (Most recent: Tera Bjorklund, Colorado vs. Villanova, SF, 3-29-03)

MOST REBOUNDS

19 - Delisha Milton, Florida vs. Old Dominion, F, 3-24-97
 18 - Eugenia Conner, Mississippi vs. Tennessee, SF, 3-22-85
 18 - Andrea Lloyd, Texas vs. Western Ky., SF, 3-22-85
 18 - Janel McCarville, Minnesota vs. Duke, F, 3-30-04
 17 - Shelia Collins, Tennessee vs. Mississippi, SF, 3-22-85
 16 - Daedra Charles, Tennessee vs. Auburn, F, 3-23-91
 16 - Lisa Leslie, Southern California vs. Virginia, SF, 3-24-94
 16 - Tamika Catchings, Tennessee vs. Texas Tech, F, 3-27-00

MOST ASSISTS (Since 1985)

12 - Dawn Marsh, Tennessee vs. Georgia, SF, 3-20-86
 11 - Sue Bird, Connecticut vs. Old Dominion, F, 3-25-02
 10 - Kelly Miller, Georgia vs. Iowa St., F, 3-22-99
 10 - Lindsay Whalen, Minnesota vs. Boston College, SF, 3-28-04
 9 - Dawn Marsh, Tennessee vs. Auburn, F, 3-21-87
 9 - Ruthie Bolton, Auburn vs. Mississippi, F, 3-25-89
 9 - Renee Westmoreland, Western Ky. vs. Maryland, F, 3-28-92
 9 - Tabitha Truesdale, Texas Tech vs. Tennessee, F, 3-25-95

MOST STEALS (Since 1988)

6 - Niele Ivey, Notre Dame vs. Texas Tech, SF, 3-27-00
 5 - Nikita Lowry, Ohio St. vs. Maryland, SF, 3-24-88
 5 - Diann McNeil, Auburn vs. Maryland, F, 3-26-88
 5 - Tabitha Truesdale, Texas Tech vs. Tennessee, F, 3-25-95
 5 - Katrina Hibbert, LSU vs. Old Dominion, SF, 3-22-97
 5 - Ticha Penicheiro, Old Dominion vs. Florida, F, 3-24-97
 5 - Deana Nolan, Georgia vs. Clemson, SF, 3-20-99
 5 - KATRISA O'NEAL, Texas Tech vs. Purdue, SF, 3-24-01
 5 - Diana Taurasi, Connecticut vs. Old Dominion, F, 3-25-02

NOTE: Shelia Collins, Tennessee vs. Southern California, F, 3-21-82; Helene Baroody, Auburn vs. Old Dominion, SF, 3-19-87, recorded seven steals each, before it became an official statistic.



Photo by Jamie Schwaberow/NCAA Photos

Notre Dame guard Niele Ivey (33) set the Mideast Regional record for most steals in a game with six in a 2000 semifinal game versus Texas Tech.

MOST BLOCKED SHOTS (Since 1988)

7 - Janel McCarville, Minnesota vs. Boston College, SF, 3-28-04
 6 - Jana Rediger, Villanova vs. Colorado, SF, 3-29-03
 5 - Tammye Jenkins, Georgia vs. Auburn, SF, 3-24-88
 5 - Lisa Leslie, Southern California vs. Louisiana Tech, F, 3-26-94
 5 - Teresa Geter, Tennessee vs. Rutgers, SF, 3-21-98
 5 - Asjha Jones, Connecticut vs. Old Dominion, F, 3-25-02
 4 - Four tied (Most recent: Ruth Riley, Notre Dame vs. Texas Tech, SF, 3-25-00)

NOTE: Katrina McLain, Georgia vs. Tennessee, SF, 3-20-86, recorded five blocks, before it became an official statistic.

Single Game, Team

MOST POINTS

103 - Auburn vs. Maryland (74), F, 3-26-88
 92 - Western Ky. vs. Texas (90), SF, 3-22-85
 92 - Tennessee vs. Rutgers (60), SF, 3-21-98
 91 - Tennessee vs. Southern California (90), F, 3-21-82
 90 - Three tied (Most recent: Texas vs. Western Ky. (92), SF, 3-22-85)

MOST POINTS IN ONE HALF

62 - Auburn vs. Maryland, 2nd Half, F, 3-26-88
 55 - Connecticut vs. Old Dominion, 1st Half, F, 3-25-02
 54 - Tennessee vs. Rutgers, 2nd Half, SF, 3-21-98
 54 - Purdue vs. Xavier, 2nd Half, F, 3-26-01
 53 - Tennessee vs. Western Ky., 2nd Half, SF, 3-23-95

FEWEST POINTS

44 - San Francisco vs. Connecticut (72), SF, 3-23-96
 44 - Texas Tech vs. Tennessee (57), F, 3-25-00
 45 - Vanderbilt vs. Auburn (58), SF, 3-21-91
 49 - LSU vs. Old Dominion, SF, 3-22-97
 49 - Villanova vs. Tennessee (73), F, 3-31-03
 49 - Louisiana Tech vs. Duke (63), SF, 3-28-04

FEWEST POINTS IN ONE HALF

15 - Vanderbilt vs. Auburn, 1st Half, SF, 3-21-91
 16 - Iowa vs. Vanderbilt, 1st Half, SF, 3-23-96
 16 - San Francisco vs. Connecticut, 2nd Half, SF, 3-23-96
 19 - Texas Tech vs. Tennessee, 2nd Half, F, 3-25-00
 20 - LSU vs. Old Dominion, 1st Half, SF, 3-22-97
 20 - Louisiana Tech vs. Florida, 1st Half, SF, 3-22-97
 20 - Villanova vs. Tennessee, 2nd Half, F, 3-31-03

LARGEST WINNING MARGIN

32 - Tennessee (92) vs. Rutgers (60), SF, 3-21-98
 29 - Auburn (103) vs. Maryland (74), F, 3-26-88
 28 - Connecticut (72) vs. San Francisco (44), SF, 3-23-96
 26 - Auburn (77) vs. Mississippi (51), F, 3-25-89
 26 - Auburn (76) vs. Washington (50), F, 3-24-90
 26 - Old Dominion (88) vs. Kansas St. (62), SF, 3-23-02

MOST POINTS SCORED BY LOSING TEAM

90 - Southern California vs. Tennessee (91), F, 3-21-82
 90 - Texas vs. Western Ky. (92), SF, 3-22-85
 83 - Mississippi vs. Tennessee (90), SF, 3-23-83
 82 - Georgia vs. Tennessee (85), SF, 3-20-86
 80 - Ohio St. vs. LSU (81), SF, 3-20-86

MOST FIELD GOALS

44 - Auburn vs. Maryland, F, 3-26-88
 38 - Tennessee vs. Georgia, SF, 3-20-86
 38 - Old Dominion vs. Kansas St., SF, 3-23-02
 37 - Southern California vs. Tennessee, F, 3-21-82
 37 - Western Ky. vs. Texas, SF, 3-22-85
 37 - Texas vs. Western Ky., SF, 3-22-85
 37 - Auburn vs. Vanderbilt, SF, 3-22-90

FEWEST FIELD GOALS

16 - Vanderbilt vs. Auburn, SF, 3-21-91
 17 - San Francisco vs. Connecticut, SF, 3-23-96
 17 - Villanova vs. Colorado, SF, 3-29-03
 19 - Mississippi vs. Auburn, F, 3-25-89
 19 - Auburn vs. Iowa, SF, 3-25-93

MOST FIELD GOALS ATTEMPTED

80 - Mississippi vs. Tennessee, SF, 3-23-83
 78 - Southern California vs. Tennessee, F, 3-21-82

77 - Tennessee vs. Georgia, SF, 3-20-86
 76 - Louisiana Tech vs. Southern California, F, 3-26-94
 76 - Iowa vs. Vanderbilt, SF, 3-23-96

FEWEST FIELD GOALS ATTEMPTED

41 - Kansas St. vs. Old Dominion, SF, 3-23-02
 45 - Vanderbilt vs. Auburn, SF, 3-22-90
 46 - Vanderbilt vs. Auburn, SF, 3-21-91
 46 - Auburn vs. Tennessee, F, 3-23-91
 48 - Four tied (Most recent: Villanova vs. Colorado, SF, 3-29-03)

HIGHEST FIELD GOAL PERCENTAGE

65.5% (38-58) - Old Dominion vs. Kansas St., SF, 3-23-02
 63.8% (30-47) - Connecticut vs. Old Dominion, F, 3-25-02
 62.2% (28-45) - Vanderbilt vs. Auburn, SF, 3-22-90
 61.1% (44-72) - Auburn vs. Maryland, F, 3-26-88
 60.0% (30-50) - Georgia vs. Mississippi, SF, 3-23-84
 57.8% (37-64) - Auburn vs. Vanderbilt, SF, 3-22-90
 56.0% (28-50) - Tennessee vs. Southern California, F, 3-21-82

LOWEST FIELD GOAL PERCENTAGE

29.2% (19-65) - Mississippi vs. Auburn, F, 3-25-89
 29.9% (20-67) - LSU vs. Old Dominion, SF, 3-22-97
 29.9% (20-67) - Connecticut vs. Iowa St., SF, 3-20-99
 30.0% (21-70) - Tennessee vs. Mississippi, SF, 3-22-85
 30.3% (20-66) - Tennessee vs. Iowa, F, 3-27-93
 30.3% (20-66) - Louisiana Tech vs. Duke, SF, 3-28-04

MOST THREE-POINT FIELD GOALS

12 - Xavier vs. Purdue, F, 3-26-01
 9 - Georgia vs. Iowa St., F, 3-22-99
 9 - Kansas St. vs. Old Dominion, SF, 3-23-02
 9 - Villanova vs. Tennessee, F, 3-31-03
 8 - Iowa St. vs. Connecticut, SF, 3-20-99
 8 - Connecticut vs. Penn St., SF, 3-23-02
 8 - Villanova vs. Colorado, SF, 3-29-03

FEWEST THREE-POINT FIELD GOALS

0 - Maryland vs. Purdue, SF, 3-26-92
 0 - Iowa vs. Tennessee, F, 3-27-93
 0 - Tennessee vs. North Carolina, F, 3-23-98
 1 - 14 tied (Most recent: Colorado vs. Villanova, SF, 3-29-03)

MOST THREE-POINT FIELD GOALS ATTEMPTED

33 - Xavier vs. Purdue, F, 3-26-01
 26 - Iowa St. vs. Connecticut, SF, 3-20-99
 26 - Connecticut vs. Iowa St., SF, 3-20-99
 25 - Iowa vs. Vanderbilt, SF, 3-23-96
 23 - Iowa St. vs. Georgia, F, 3-22-99
 23 - Tennessee vs. Xavier, SF, 3-24-01

FEWEST THREE-POINT FIELD GOALS ATTEMPTED

1 - Maryland vs. Ohio St., SF, 3-24-88
 1 - Auburn vs. Maryland, F, 3-26-88
 1 - Iowa vs. Tennessee, F, 3-27-93
 2 - Iowa vs. Auburn, SF, 3-25-93
 3 - Seven tied (Most recent: Texas Tech vs. Washington, SF, 3-23-95)

HIGHEST THREE-POINT FIELD GOAL PERCENTAGE (Min. five made)

62.5% (5-8) - Western Ky. vs. Tennessee, SF, 3-26-92
 55.6% (5-9) - North Carolina vs. Tennessee, SF, 3-25-93
 54.5% (6-11) - Vanderbilt vs. Auburn, SF, 3-21-91
 54.5% (6-11) - Tennessee vs. Auburn, F, 3-23-91

LOWEST THREE-POINT FIELD GOAL PERCENTAGE (Min. nine att.)

0.0% (0-9) - Tennessee vs. North Carolina, F, 3-23-98
 11.1% (1-9) - Southern California vs. Louisiana Tech, F, 3-26-94
 11.1% (1-9) - Tennessee vs. Texas Tech, F, 3-27-00
 11.1% (1-9) - Colorado vs. Villanova, SF, 3-29-03
 11.5% (3-26) - Connecticut vs. Iowa St., SF, 3-20-99

MOST FREE THROWS

35 - Tennessee vs. Southern California, F, 3-21-82
 28 - Indiana vs. Georgia, SF, 3-23-83
 28 - Iowa vs. Tennessee, F, 3-27-93
 28 - Tennessee vs. North Carolina, F, 3-23-98
 28 - Purdue vs. Xavier, F, 3-26-01

FEWEST FREE THROWS

0 - Villanova vs. Tennessee, F, 3-31-03
 1 - Texas Tech vs. Tennessee, F, 3-27-00

- 4 - Auburn vs. Georgia, SF, 3-24-88
- 5 - North Carolina St. vs. Mississippi, SF, 3-23-89
- 5 - Clemson vs. Auburn, SF, 3-23-89
- 5 - Washington vs. Auburn, F, 3-24-90

MOST FREE THROWS ATTEMPTED

- 41 - Tennessee vs. Southern California, F, 3-21-82
- 40 - Tennessee vs. Mississippi, SF, 3-23-83
- 40 - Mississippi vs. Tennessee, SF, 3-22-85
- 37 - Indiana vs. Georgia, SF, 3-23-83
- 37 - Tennessee vs. Georgia, F, 3-25-84
- 37 - Tennessee vs. Western Ky., SF, 3-21-91

FEWEST FREE THROWS ATTEMPTED

- 1 - Villanova vs. Tennessee, F, 3-31-03
- 4 - Texas Tech vs. Tennessee, F, 3-27-00
- 6 - Auburn vs. Georgia, SF, 3-24-88
- 6 - North Carolina St. vs. Mississippi, SF, 3-23-89
- 7 - Ohio St. vs. Maryland, SF, 3-24-88

HIGHEST FREE THROW PERCENTAGE**(Min. 10 made)**

- 93.8% (15-16) - Duke vs. Louisiana Tech, SF, 3-28-04
- 92.9% (13-14) - Kansas St. vs. Old Dominion, SF, 3-23-02
- 92.9% (13-14) - Tennessee vs. Villanova, F, 3-31-03
- 90.9% (10-11) - Maryland vs. Auburn, F, 3-26-88
- 90.9% (10-11) - Purdue vs. Maryland, SF, 3-26-92

LOWEST FREE THROW PERCENTAGE**(Min. 10 att.)**

- 35.7% (5-14) - Washington vs. Auburn, F, 3-24-90
- 46.7% (7-15) - Washington vs. Texas Tech, SF, 3-23-95
- 46.7% (7-15) - Louisiana Tech vs. Florida, SF, 3-22-97
- 47.5% (19-40) - Mississippi vs. Tennessee, SF, 3-22-85
- 50.0% - Five tied (Most recent: Louisiana Tech vs. Tennessee, SF, 3-24-94)

MOST REBOUNDS

- 55 - Old Dominion vs. LSU, SF, 3-22-97
- 54 - Tennessee vs. Penn St., SF, 3-29-03
- 52 - Auburn vs. Washington, F, 3-24-90
- 52 - Tennessee vs. Texas Tech, F, 3-25-95
- 51 - Connecticut vs. Vanderbilt, F, 3-25-96

FEWEST REBOUNDS

- 16 - Vanderbilt vs. Auburn, SF, 3-22-90
- 16 - Kansas St. vs. Old Dominion, SF, 3-23-02
- 17 - Villanova vs. Tennessee, F, 3-31-03
- 24 - San Francisco vs. Connecticut, SF, 3-23-96
- 25 - Maryland vs. Auburn, F, 3-26-88
- 25 - Old Dominion vs. Connecticut, F, 3-25-02

LARGEST REBOUND MARGIN

- 30 - Tennessee (54) vs. Penn St. (24), SF, 3-29-03
- 23 - Auburn (48) vs. Maryland (25), F, 3-26-88
- 20 - Iowa St. (49) vs. Georgia (29), F, 3-22-99
- 19 - Tennessee (52) vs. Texas Tech (33), F, 3-25-95
- 18 - Tennessee (48) vs. Western Ky. (30), SF, 3-21-91
- 18 - Tennessee (46) vs. Western Ky. (28), SF, 3-23-95

MOST ASSISTS (Since 1985)

- 25 - Old Dominion vs. Kansas St., SF, 3-23-02
- 25 - Connecticut vs. Old Dominion, F, 3-25-02
- 22 - Tennessee vs. Georgia, SF, 3-20-86
- 22 - Connecticut vs. Penn St., SF, 3-23-02
- 22 - Maryland vs. Ohio St., SF, 3-24-88

FEWEST ASSISTS (Since 1985)

- 5 - Auburn vs. Iowa, SF, 3-25-93
- 6 - Tennessee vs. Mississippi, SF, 3-22-85
- 6 - Virginia vs. Tennessee, SF, 3-19-87
- 6 - Mississippi vs. Auburn, F, 3-25-89
- 6 - Western Ky. vs. Tennessee, SF, 3-21-91
- 6 - North Carolina vs. Tennessee, SF, 3-25-93
- 6 - Tennessee vs. Iowa, F, 3-27-93

NOTE: Southern California recorded 4 assists vs. Penn St., SF, 3-19-82, before assists became an official statistic.

MOST STEALS (Since 1988)

- 14 - Auburn vs. Maryland, F, 3-26-88
- 14 - Maryland vs. Purdue, SF, 3-26-92
- 14 - Old Dominion vs. LSU, SF, 3-22-97
- 14 - North Carolina vs. Illinois, SF, 3-21-98
- 14 - Tennessee vs. Virginia, SF, 3-25-00

NOTE: Penn St. recorded 15 steals vs. Southern California, SF, 3-19-82, before steals became an official statistic.

MOST BLOCKED SHOTS (Since 1988)

- 11 - Connecticut vs. Old Dominion, F, 3-25-02
- 11 - Duke vs. Louisiana Tech, SF, 3-28-04
- 10 - Villanova vs. Colorado, SF, 3-29-03
- 9 - Minnesota vs. Boston College, SF, 3-28-04
- 8 - Connecticut vs. Penn St., SF, 3-23-02
- 7 - Notre Dame vs. Texas Tech, SF, 3-25-00
- 6 - Seven tied (Most recent: Tennessee vs. Xavier, SF, 3-24-01)

NOTE: Georgia recorded eight blocked shots vs. Tennessee, SF, 3-20-86, before blocks became an official statistic.

MOST TURNOVERS

- 28 - Old Dominion vs. Auburn, SF, 3-19-87
- 27 - Rutgers vs. Tennessee, SF, 3-21-98
- 27 - Virginia vs. Tennessee, SF, 3-25-00
- 26 - Tennessee vs. Southern California, F, 3-21-82
- 25 - Notre Dame vs. Texas Tech, SF, 3-25-00

FEWEST TURNOVERS

- 5 - Tennessee vs. Villanova, F, 3-31-03
- 6 - Colorado vs. Villanova, SF, 3-29-03
- 7 - Louisiana Tech vs. Southern California, F, 3-26-94
- 7 - Villanova vs. Tennessee, F, 3-31-03
- 7 - Minnesota vs. Boston College, SF, 3-28-04

MOST PERSONAL FOULS

- 33 - Mississippi vs. Tennessee, SF, 3-23-83
- 30 - Georgia vs. Indiana, SF, 3-23-83
- 30 - Tennessee vs. Mississippi, SF, 3-22-85
- 29 - Tennessee vs. Iowa, F, 3-27-93

FEWEST PERSONAL FOULS

- 5 - Tennessee vs. Villanova, F, 3-31-03
- 11 - Maryland vs. Ohio St., SF, 3-24-88
- 11 - Auburn vs. Maryland, F, 3-26-88
- 11 - Mississippi vs. North Carolina St., SF, 3-23-89
- 11 - Connecticut vs. Penn St., SF, 3-23-02
- 11 - Tennessee vs. Penn St., SF, 3-29-03

MOST DISQUALIFICATIONS

- 5 - Mississippi vs. Tennessee, SF, 3-23-83
- 3 - Tennessee vs. Mississippi, SF, 3-23-83
- 3 - Tennessee vs. Georgia, F, 3-25-83
- 3 - Old Dominion vs. Auburn, SF, 3-19-87
- 3 - Tennessee vs. Western Ky., SF, 3-26-92

Midwest Regional Records

(SF = regional semifinals; F = regional championship)

Single Game, Individual

MOST POINTS

- 37 - Saudia Roundtree, Georgia vs. Louisiana Tech, F, 3-25-96
- 36 - Lisa Ingram, La.-Monroe vs. Texas, SF, 3-23-84
- 35 - Isabelle Fijalkowski, Colorado vs. Georgia, F, 3-25-95
- 35 - Chantelle Anderson, Vanderbilt vs. Tennessee, F, 3-25-02
- 34 - Janice Lawrence, Louisiana Tech vs. Texas, F, 3-25-84
- 34 - Chantelle Anderson, Vanderbilt vs. Iowa St., SF, 3-24-01

MOST FIELD GOALS

- 17 - Lisa Ingram, La.-Monroe vs. Texas, SF, 3-23-84
- 16 - Chantelle Anderson, Vanderbilt vs. Iowa St., SF, 3-24-01
- 14 - Pam Kelly, Louisiana Tech vs. Kentucky, F, 3-20-82
- 14 - Janice Lawrence, Louisiana Tech vs. Texas, F, 3-25-84
- 14 - Tori Harrison, Louisiana Tech vs. La.-Monroe, F, 3-24-85
- 14 - Delmonica DeHorney, Arkansas vs. Lamar, SF, 3-21-91
- 14 - Nicole Powell, Stanford vs. Tennessee, F, 3-30-04

MOST FIELD GOALS ATTEMPTED

- 32 - Betty Lennox, Louisiana Tech vs. Old Dominion, SF, 3-25-00



Photo by Jim Guncel/NCAA Photos

Georgia guard Saudia Roundtree (with ball) owns the Midwest Regional single-game record for most points (37) and ranks among the leaders in most field goals attempted, most free throws and highest free-throw percentage.

- 27 - Andrea Stinson, North Carolina St. vs. Texas, SF, 3-22-90
- 27 - Debra Williams, Louisiana Tech vs. Georgia, F, 3-25-96
- 25 - Fran Harris, Texas vs. La.-Monroe, SF, 3-23-84
- 25 - Katrina Price, Stephen F. Austin vs. Georgia, SF, 3-23-96
- 25 - Saudia Roundtree, Georgia vs. Louisiana Tech, F, 3-25-96

HIGHEST FIELD GOAL PERCENTAGE**(Min. 10 made)**

- 87.5% (14-16) - Pam Kelly, Louisiana Tech vs. Kentucky, F, 3-20-82
- 86.7% (13-15) - Trisha Stevens, Stanford vs. Iowa, SF, 3-23-89
- 81.3% (13-16) - Isabelle Fijalkowski, Colorado vs. Georgia, F, 3-25-95
- 73.9% (17-23) - Lisa Ingram, La.-Monroe vs. Texas, SF, 3-23-84
- 73.7% (14-19) - Delmonica DeHorney, Arkansas vs. Lamar, SF, 3-21-91

MOST THREE-POINT FIELD GOALS

- 6 - Brenda Hatcher, Lamar vs. Arkansas, SF, 3-21-91
- 6 - Jennifer Howard, North Carolina St. vs. Georgia, SF, 3-23-95
- 6 - Sheila McMillen, Notre Dame vs. Purdue, SF, 3-21-98
- 5 - Krista Reinking, Illinois vs. Connecticut, SF, 3-22-97
- 5 - Ashley McElhiney, Vanderbilt vs. Iowa St., SF, 3-24-01

MOST THREE-POINT FIELD GOALS ATTEMPTED

- 12 - Debra Williams, Louisiana Tech vs. Georgia, F, 3-25-96
- 12 - Tamicha Jackson, Louisiana Tech vs. Penn St., F, 3-27-00
- 11 - Katie Coleman, Illinois vs. Connecticut, SF, 3-22-97
- 11 - Shawnetta Stewart, Rutgers vs. Purdue, F, 3-22-99
- 11 - Betty Lennox, Louisiana Tech vs. Old Dominion, SF, 3-25-00

HIGHEST THREE-POINT FIELD GOAL PERCENTAGE (Min. four made)

- 85.7% (6-7) - Jennifer Howard, North Carolina vs. Georgia, SF, 3-23-95
- 83.3% (5-6) - Ashley McElhiney, Vanderbilt vs. Iowa St., SF, 3-24-01
- 80.0% (4-5) - Jennifer Azzi, Stanford vs. Louisiana Tech, F, 3-25-89
- 71.4% (5-7) - Krista Reinking, Illinois vs. Connecticut, SF, 3-22-97



George Washington's Martha Williams set a Midwest Regional record in 1995 by blocking seven shots in the semifinal game against Colorado. The Colonials lost the game, though, 78-64 to Colorado.

- 66.7% (6-9) - Brenda Hatchett, Lamar vs. Arkansas, SF, 3-21-91
- 66.7% (4-6) - Katy Steding, Stanford vs. Iowa, SF, 3-23-89
- 66.7% (4-6) - Lisa Shepard, Penn St. vs. Louisiana Tech, F, 3-27-00

MOST FREE THROWS

- 14 - Chantelle Anderson, Vanderbilt vs. North Carolina, SF, 3-23-02
- 13 - Venus Lacy, Louisiana Tech vs. LSU, SF, 3-23-89
- 12 - Saudia Roundtree, Georgia vs. Louisiana Tech, F, 3-25-96
- 12 - Alana Beard, Duke vs. Texas Tech, F, 3-31-03
- 11 - Janice Lawrence, Louisiana Tech vs. Texas, F, 3-27-83
- 11 - Ukari Figgs, Purdue vs. Rutgers, F, 3-22-99
- 11 - Chantelle Anderson, Vanderbilt vs. Tennessee, F, 3-25-02

MOST FREE THROWS ATTEMPTED

- 16 - Venus Lacy, Louisiana Tech vs. LSU, SF, 3-23-89
- 16 - Chantelle Anderson, Vanderbilt vs. North Carolina, SF, 3-23-02
- 15 - Ukari Figgs, Purdue vs. Rutgers, F, 3-22-99
- 14 - Janice Lawrence, Louisiana Tech vs. Texas, F, 3-27-83
- 14 - Alana Beard, Duke vs. Texas Tech, F, 3-31-03

HIGHEST FREE THROW PERCENTAGE (Min. nine made)

- 100.0% (9-9) - Isabelle Fijalkowski, Colorado vs. Georgia, F, 3-25-95
- 92.3% (12-13) - Saudia Roundtree, Georgia vs. Louisiana Tech, F, 3-25-96
- 91.7% (11-12) - Chantelle Anderson, Vanderbilt vs. Tennessee, F, 3-25-02
- 90.0% (9-10) - Olivia Jones, Arizona St. vs. Louisiana Tech, SF, 3-18-82
- 90.0% (9-10) - Eun Jung Lee, La.-Monroe vs. Auburn, SF, 3-22-85
- 90.0% (9-10) - Teresa Weatherspoon, Louisiana Tech vs. Mississippi, SF, 3-24-88
- 90.0% (9-10) - Tasha Butts, Tennessee vs. Baylor, SF, 3-28-04

MOST REBOUNDS

- 19 - Sheila Foster, South Carolina vs. Kentucky, SF, 3-18-82
- 17 - Raquel Spurlock, Louisiana Tech vs. Texas Tech, SF, 3-23-96
- 17 - Plenette Pierson, Texas Tech vs. Duke, F, 3-31-03
- 17 - Nicole Powell, Stanford vs. Vanderbilt, SF, 3-28-04
- 16 - Doreatha Conwell, Texas vs. Stanford, SF, 3-24-88

- 16 - La'Keshia Frett, Georgia vs. Louisiana Tech, F, 3-25-96
- 16 - Alisa Burras, Louisiana Tech vs. Purdue, F, 3-23-98

MOST ASSISTS (Since 1985)

- 12 - Dawn Staley, Virginia vs. Oklahoma St., SF, 3-21-91
- 12 - Dawn Staley, Virginia vs. Lamar, F, 3-23-91
- 12 - Helen Darling, Penn St. vs. Louisiana Tech, F, 3-27-00
- 11 - Eun Jung Lee, La.-Monroe vs. Louisiana Tech, F, 3-24-85
- 11 - Teresa Weatherspoon, Louisiana Tech vs. Southern Ill., SF, 3-19-87
- 11 - LaQuan Stallworth, Louisiana Tech vs. Purdue, F, 3-23-98

NOTE: Eun Jung Lee, La.-Monroe, recorded 15 assists vs. Texas, SF, 3-23-84, before assists became an official statistic.

MOST STEALS (Since 1988)

- 8 - Natalie Williams, UCLA vs. Southwest Mo. St., SF, 3-26-92
- 7 - Hamchetou Maiga, Old Dominion vs. Louisiana Tech, SF, 3-25-00
- 6 - Stephanie White, Purdue vs. Notre Dame, SF, 3-21-98
- 5 - Seven tied (Most recent: Jia Perkins, Texas Tech vs. New Mexico, SF, 3-29-03)

MOST BLOCKED SHOTS (Since 1988)

- 7 - Martha Williams, George Washington vs. Colorado, SF, 3-23-95
- 6 - Yolanda Watkins, Alabama vs. Penn St., F, 3-26-94
- 6 - Takeisha Lewis, Louisiana Tech vs. Old Dominion, SF, 3-25-00
- 4 - Eight tied (Most recent: Jordan Adams, New Mexico vs. Texas Tech, SF, 3-29-03; Alana Beard, Duke vs. Texas Tech, F, 3-31-03)

Single Game, Team

MOST POINTS

- 99 - Texas vs. La.-Monroe (91), SF, 3-23-84
- 98 - Stanford vs. Iowa (74), SF, 3-23-89
- 98 - Georgia vs. North Carolina St. (79), SF, 3-23-95
- 96 - Alabama vs. Penn St. (82), F, 3-26-94
- 94 - Louisiana Tech vs. San Diego St. (64), SF, 3-22-85
- 94 - Southwest Mo. St. vs. Mississippi (71), F, 3-28-92

MOST POINTS IN ONE HALF

- 63 - Texas vs. La.-Monroe, 1st Half, SF, 3-23-84
- 58 - Stanford vs. Iowa, 2nd Half, SF, 3-23-89
- 53 - La.-Monroe vs. Texas, 1st Half, SF, 3-23-84
- 53 - Georgia vs. North Carolina St., 2nd Half, SF, 3-23-95
- 52 - Georgia vs. Louisiana Tech, 2nd Half, F, 3-25-96

FEWEST POINTS

- 42 - Texas Tech vs. Rutgers (53), SF, 3-20-99
- 43 - Southwest Mo. St. vs. Louisiana Tech (59), SF, 3-25-93
- 47 - Purdue vs. Louisiana Tech (91), SF, 3-22-90
- 48 - New Mexico vs. Texas Tech (71), SF, 3-29-03
- 53 - Southern Ill. vs. Louisiana Tech (66), SF, 3-19-87
- 53 - Louisiana Tech vs. Vanderbilt (58), F, 3-27-93
- 53 - Texas Tech vs. Rutgers (42), SF, 3-20-99

FEWEST POINTS IN ONE HALF

- 11 - Texas Tech vs. Rutgers, 1st Half, SF, 3-20-99
- 14 - Texas Tech vs. Louisiana Tech, 1st Half, SF, 3-23-96
- 15 - Auburn vs. Mississippi, 2nd Half, SF, 3-20-86
- 15 - Purdue vs. Louisiana Tech, 2nd Half, SF, 3-22-90
- 16 - Texas vs. Louisiana Tech, 2nd Half, F, 3-25-84

LARGEST WINNING MARGIN

- 44 - Louisiana Tech (91) vs. Purdue (47), SF, 3-22-90
- 38 - Louisiana Tech (92) vs. Arizona St. (54), SF, 3-18-82
- 30 - Louisiana Tech (94) vs. San Diego St. (64), SF, 3-22-85
- 27 - Louisiana Tech (81) vs. Auburn (54), SF, 3-25-83
- 26 - Texas (85) vs. Oklahoma (59), SF, 3-20-86
- 26 - Southwest Mo. St. (83) vs. UCLA (57), SF, 3-26-92

MOST POINTS SCORED BY LOSING TEAM

- 91 - La.-Monroe vs. Texas (99), SF, 3-23-84
- 82 - Penn St. vs. Alabama (96), F, 3-26-94
- 81 - Connecticut vs. Tennessee (91), F, 3-24-97
- 80 - Texas vs. Louisiana Tech (83), F, 3-26-88

MOST FIELD GOALS

- 41 - Texas vs. La.-Monroe, SF, 3-23-84

- 41 - Louisiana Tech vs. San Diego St., SF, 3-22-85
- 40 - La.-Monroe vs. Texas, SF, 3-23-84
- 39 - Louisiana Tech vs. Arizona St., SF, 3-18-82
- 39 - Louisiana Tech vs. LSU, SF, 3-23-84

FEWEST FIELD GOALS

- 15 - Purdue vs. Louisiana Tech, SF, 3-22-90
- 15 - Southwest Mo. St. vs. Louisiana Tech, SF, 3-25-93
- 15 - Texas Tech vs. Rutgers, SF, 3-20-99
- 16 - Vanderbilt vs. Louisiana Tech, F, 3-27-93
- 17 - New Mexico vs. Texas Tech, SF, 3-29-03

MOST FIELD GOALS ATTEMPTED

- 84 - Louisiana Tech vs. Georgia, F, 3-25-96
- 81 - Texas vs. La.-Monroe, SF, 3-23-84
- 78 - Old Dominion vs. Louisiana Tech, SF, 3-25-00
- 77 - North Carolina St. vs. Texas, SF, 3-22-90
- 77 - Louisiana Tech vs. Penn St., F, 3-27-00

FEWEST FIELD GOALS ATTEMPTED

- 42 - Texas Tech vs. Rutgers, SF, 3-20-99
- 45 - Purdue vs. Rutgers, F, 3-22-99
- 45 - Vanderbilt vs. North Carolina, SF, 3-23-02
- 45 - Vanderbilt vs. Tennessee, F, 3-25-02
- 46 - Rutgers vs. Texas Tech, SF, 3-20-99

HIGHEST FIELD GOAL PERCENTAGE

- 62.0% (31-50) - Purdue vs. North Carolina, SF, 3-20-99
- 61.4% (35-57) - Stanford vs. Iowa, SF, 3-23-89
- 61.2% (30-49) - Southwest Mo. St. vs. Mississippi, F, 3-28-92
- 59.4% (38-64) - Lamar vs. Arkansas, SF, 3-21-91
- 59.1% (39-66) - Louisiana Tech vs. LSU, SF, 3-23-84

LOWEST FIELD GOAL PERCENTAGE

- 26.8% (15-56) - Purdue vs. Louisiana Tech, SF, 3-22-90
- 30.6% (15-49) - Southwest Mo. St. vs. Louisiana Tech, SF, 3-25-93
- 31.7% (20-63) - Tennessee vs. Brigham Young, SF, 3-23-02
- 32.4% (24-74) - Stephen F. Austin vs. Georgia, SF, 3-23-96
- 32.5% (25-77) - Louisiana Tech vs. Penn St., F, 3-24-90

MOST THREE-POINT FIELD GOALS

- 11 - Penn St. vs. Alabama, F, 3-26-94
- 10 - North Carolina St. vs. Georgia, SF, 3-23-95
- 9 - Vanderbilt vs. Iowa St., SF, 3-24-01
- 9 - Iowa St. vs. Vanderbilt, SF, 3-24-01
- 9 - Duke vs. Georgia, SF, 3-29-03
- 9 - Stanford vs. Vanderbilt, SF, 3-28-04

FEWEST THREE-POINT FIELD GOALS

- 0 - Louisiana Tech vs. Mississippi, SF, 3-24-88
- 0 - Texas vs. Stanford, SF, 3-24-88
- 0 - Texas vs. Louisiana Tech, F, 3-26-88
- 0 - Iowa vs. Stanford, SF, 3-23-89
- 0 - Louisiana Tech vs. LSU, SF, 3-23-89
- 0 - Louisiana Tech vs. Southwest Mo. St., SF, 3-25-93
- 0 - Seton Hall vs. Penn St., SF, 3-24-94

MOST THREE-POINT FIELD GOALS ATTEMPTED

- 30 - Penn St. vs. Alabama, F, 3-26-94
- 27 - Brigham Young vs. Tennessee, SF, 3-23-02
- 26 - Louisiana Tech vs. Penn St., F, 3-27-00
- 25 - Duke vs. Georgia, SF, 3-29-03
- 23 - Iowa St. vs. Penn St., SF, 3-25-00
- 23 - Iowa St. vs. Vanderbilt, SF, 3-24-01

FEWEST THREE-POINT FIELD GOALS ATTEMPTED

- 0 - Louisiana Tech vs. Mississippi, SF, 3-24-88
- 0 - Texas vs. Stanford, SF, 3-24-88
- 0 - Texas vs. Louisiana Tech, F, 3-26-88
- 1 - Louisiana Tech vs. Texas, F, 3-26-88

HIGHEST THREE-POINT FIELD GOAL PERCENTAGE (Min. five made)

- 80.0% (8-10) - Stanford vs. Iowa, SF, 3-23-89
- 71.4% (10-14) - North Carolina St. vs. Georgia, SF, 3-23-95
- 66.7% (6-9) - Lamar vs. Arkansas, SF, 3-21-91
- 56.2% (9-16) - Vanderbilt vs. Iowa St., SF, 3-24-01
- 55.6% (5-9) - Tennessee vs. Connecticut, F, 3-24-97

LOWEST THREE-POINT FIELD GOAL PERCENTAGE (Min. 10 att.)

- 7.1% (1-14) - UCLA vs. Southwest Mo. St., SF, 3-26-92
- 15.4% (2-13) - Stephen F. Austin vs. Georgia, SF, 3-23-96
- 16.7% (2-12) - Vanderbilt vs. Stephen F. Austin, SF, 3-25-93
- 16.7% (2-12) - Louisiana Tech vs. Vanderbilt, F, 3-27-93
- 17.6% (3-17) - Mississippi vs. Southwest Mo. St., F, 3-28-92

MOST FREE THROWS

- 31 - Southwest Mo. St. vs. Mississippi, F, 3-28-92
- 30 - Purdue vs. Rutgers, F, 3-22-99
- 29 - Louisiana Tech vs. LSU, SF, 3-23-89
- 28 - Louisiana Tech vs. Stanford, F, 3-25-89
- 26 - Three tied (Most recent: Tennessee vs. Connecticut, F, 3-24-97)

FEWEST FREE THROWS

- 1 - Stanford vs. Tennessee, F, 3-20-04
- 2 - Texas vs. Louisiana Tech, F, 3-27-83
- 2 - Alabama vs. Louisiana Tech, SF, 3-24-01
- 2 - Iowa St. vs. Vanderbilt, SF, 3-24-01
- 4 - Mississippi vs. Louisiana Tech, SF, 3-24-88
- 4 - Purdue vs. Louisiana Tech, F, 3-23-98

MOST FREE THROWS ATTEMPTED

- 46 - Purdue vs. Rutgers, F, 3-22-99
- 42 - Louisiana Tech vs. LSU, SF, 3-23-89
- 39 - Louisiana Tech vs. Stanford, F, 3-25-89
- 39 - Southwest Mo. St. vs. Mississippi, F, 3-28-92
- 39 - Tennessee vs. Connecticut, F, 3-24-97

FEWEST FREE THROWS ATTEMPTED

- 2 - Texas vs. Louisiana Tech, F, 3-27-83
- 3 - Alabama vs. Louisiana Tech, SF, 3-21-98
- 3 - Iowa St. vs. Vanderbilt, SF, 3-24-01
- 3 - Stanford vs. Tennessee, F, 3-20-04
- 6 - Purdue vs. Louisiana Tech, F, 3-23-98
- 6 - Duke vs. Georgia, SF, 3-20-03

HIGHEST FREE THROW PERCENTAGE

- (Min. 10 made)
- 100.0% (12-12) - Utah vs. Notre Dame, SF, 3-24-01
 - 92.3% (12-13) - Tennessee vs. Vanderbilt, F, 3-25-02
 - 87.5% (14-16) - Stephen F. Austin vs. Georgia, SF, 3-23-96
 - 85.7% (18-21) - Georgia vs. Iowa, SF, 3-19-87
 - 85.7% (18-21) - Duke vs. Texas Tech, F, 3-31-03

LOWEST FREE THROW PERCENTAGE

- (Min. 10 att.)
- 28.6% (6-21) - Louisiana Tech vs. Kentucky, F, 3-20-82
 - 36.4% (4-11) - Mississippi vs. Louisiana Tech, SF, 3-24-88
 - 41.2% (7-17) - Louisiana Tech vs. Southwest Mo. St., SF, 3-25-93
 - 43.8% (7-16) - Kentucky vs. South Carolina, SF, 3-18-82
 - 46.2% (12-26) - San Diego St. vs. Louisiana Tech, SF, 3-22-85
 - 46.2% (6-13) - UCLA vs. Southwest Mo. St., SF, 3-26-92

MOST REBOUNDS

- 56 - Louisiana Tech vs. LSU, SF, 3-23-89
- 56 - Louisiana Tech vs. Texas, F, 3-24-90
- 56 - Colorado vs. George Washington, SF, 3-23-95
- 54 - Texas vs. North Carolina St., SF, 3-22-90
- 53 - Alabama vs. Texas Tech, SF, 3-24-94
- 53 - Louisiana Tech vs. Old Dominion, SF, 3-25-00

FEWEST REBOUNDS

- 22 - Iowa vs. Georgia, SF, 3-19-87
- 24 - Mississippi vs. Louisiana Tech, SF, 3-24-88
- 24 - Texas Tech vs. Rutgers, SF, 3-20-99
- 25 - Kentucky vs. Louisiana Tech, F, 3-20-82
- 25 - Southern Ill. vs. Louisiana Tech, SF, 3-19-87

LARGEST REBOUND MARGIN

- 23 - Colorado (56) vs. George Washington (33), SF, 3-23-95
- 18 - Louisiana Tech (43) vs. Southern Ill. (25), SF, 3-19-87
- 17 - Louisiana Tech (42) vs. Kentucky (25), F, 3-20-82
- 17 - Louisiana Tech (52) vs. San Diego St. (35), SF, 3-22-85
- 17 - Louisiana Tech (47) vs. Iowa (30), F, 3-21-87
- 17 - Alabama (53) vs. Texas Tech (36), SF, 3-24-94

MOST ASSISTS (Since 1985)

- 28 - Vanderbilt vs. Iowa St., SF, 3-24-01
- 24 - Virginia vs. Oklahoma St., SF, 3-21-91
- 23 - Stanford vs. Iowa, SF, 3-23-89
- 23 - Purdue vs. North Carolina, SF, 3-20-99
- 22 - Georgia vs. Louisiana Tech, F, 3-25-96
- 22 - Texas Tech vs. New Mexico, SF, 3-29-03

NOTE: Louisiana Tech recorded 27 assists vs. LSU, SF, 3-23-84, before assists became an official statistic.

FEWEST ASSISTS (Since 1985)

- 3 - Vanderbilt vs. Stephen F. Austin, SF, 3-25-93
- 5 - Texas vs. Louisiana Tech, F, 3-24-90
- 5 - Southwest Mo. St. vs. Louisiana Tech, SF, 3-25-93
- 5 - Seton Hall vs. Penn St., SF, 3-24-94
- 6 - Purdue vs. Louisiana Tech, F, 3-23-98
- 6 - New Mexico vs. Texas Tech, SF, 3-29-03

MOST STEALS (Since 1988)

- 19 - UCLA vs. Southwest Mo. St., SF, 3-26-92
- 15 - Old Dominion vs. Louisiana Tech, SF, 3-25-00
- 14 - Louisiana Tech vs. Old Dominion, SF, 3-24-00
- 13 - Louisiana Tech vs. Mississippi, SF, 3-24-88
- 13 - Penn St. vs. Seton Hall, SF, 3-24-94
- 13 - Georgia vs. North Carolina St., SF, 3-23-95
- 13 - Louisiana Tech vs. Penn St., F, 3-27-00

NOTE: Texas recorded 23 steals vs. Kansas St., SF, 3-25-83, before steals became an official statistic.

MOST BLOCKED SHOTS (Since 1988)

- 12 - Duke vs. Texas Tech, F, 3-31-03
- 11 - George Washington vs. Colorado, SF, 3-23-95
- 9 - Louisiana Tech vs. Old Dominion, SF, 3-25-00
- 8 - Louisiana Tech vs. Purdue, SF, 3-22-90
- 8 - Notre Dame vs. Purdue, SF, 3-21-98

NOTE: Louisiana Tech recorded 11 blocked shots vs. San Diego St., SF, 3-22-85, before blocks became an official statistic.

MOST TURNOVERS

- 34 - Kansas St. vs. Texas, SF, 3-25-83
- 29 - Arizona St. vs. Louisiana Tech, SF, 3-18-82
- 28 - Auburn vs. Mississippi, SF, 3-20-86
- 28 - Southwest Mo. St. vs. UCLA, SF, 3-26-92
- 27 - Louisiana Tech vs. San Diego St., SF, 3-22-85

FEWEST TURNOVERS

- 6 - Duke vs. Georgia, SF, 3-29-03
- 7 - Georgia vs. Colorado, F, 3-25-95
- 8 - Vanderbilt vs. Stanford, F, 3-28-04
- 9 - Louisiana Tech vs. Stanford, F, 3-25-89
- 9 - Georgia vs. Louisiana Tech, F, 3-25-96
- 9 - Purdue vs. Rutgers, F, 3-22-99
- 9 - Utah vs. Notre Dame, SF, 3-24-01

MOST PERSONAL FOULS

- 34 - LSU vs. Louisiana Tech, SF, 3-23-89
- 32 - Rutgers vs. Purdue, F, 3-22-99
- 31 - Stanford vs. Louisiana Tech, F, 3-25-89
- 28 - Texas vs. Louisiana Tech, F, 3-25-84
- 27 - Three tied (Most recent: Connecticut vs. Tennessee, F, 3-24-97)

FEWEST PERSONAL FOULS

- 9 - Texas vs. North Carolina St., SF, 3-22-90
- 10 - Louisiana Tech vs. LSU, SF, 3-23-84
- 10 - Vanderbilt vs. Louisiana Tech, F, 3-27-93
- 10 - Georgia vs. Louisiana Tech, F, 3-25-96
- 10 - Louisiana Tech vs. Alabama, SF, 3-21-98
- 10 - Vanderbilt vs. Iowa St., SF, 3-24-01
- 10 - Georgia vs. Duke, SF, 3-29-03
- 10 - Tennessee vs. Stanford, F, 3-30-04

MOST DISQUALIFICATIONS

- 4 - LSU vs. Louisiana Tech, SF, 3-23-89
- 3 - Texas vs. Louisiana Tech, F, 3-25-84
- 3 - Stanford vs. Louisiana Tech, F, 3-25-89
- 3 - Mississippi vs. Southwest Mo. St., F, 3-28-92

West Regional Records

(SF = regional semifinals; F = regional championship)

Single Game, Individual

MOST POINTS

- 50 - Lorri Bauman, Drake vs. Maryland, F, 3-21-82
- 41 - Jackie Stiles, Southwest Mo. St. vs. Duke, SF, 3-24-01
- 40 - Cindy Brown, Long Beach St. vs. Ohio St., F, 3-21-87
- 39 - Portia Hill, Stephen F. Austin vs. Arkansas, SF, 3-22-90
- 39 - Delmonica DeHorney, Arkansas vs. Stanford, F, 3-24-90




Photo courtesy of Maryland Sports Information

Ten free throws from Carla Holmes pushed Maryland past Texas, 79-71, in the West Regional final. Holmes was named all-regional for boosting her team to the 1989 Women's Final Four.

Only 26 different teams have earned a No. 1 seed in the tournament. Of those 26, Texas Tech in 1993 and Notre Dame in 2001 are the only two teams to win the NCAA championship in their first and only time as a top seed.

Here's a look at the all-time occurrences as No. 1 seeds:

Tennessee.....	16
Louisiana Tech	10
Connecticut	9
Stanford	6
Old Dominion	5
Texas	5
Duke	4
Georgia	4
Southern California	4
Auburn.....	3
Long Beach St.	3
Vanderbilt	3
Virginia	3
Penn St.	3
Iowa	2
Purdue	2
Cheyney.....	1
Colorado	1
LSU	1
Maryland	1
North Carolina	1
Notre Dame	1
Ohio St.....	1
Oklahoma	1
Washington	1
Texas Tech	1

Tournament fact

THE EARLY ROUNDS

MOST FIELD GOALS

- 21 - Lorri Bauman, Drake vs. Maryland, F, 3-21-82
 17 - Portia Hill, Stephen F. Austin vs. Arkansas, SF, 3-22-90
 15 - LaTaunya Pollard, Long Beach St. vs. Drake, SF, 3-19-82
 15 - Cindy Brown, Long Beach St. vs. Ohio St., F, 3-21-87
 15 - Delmonica DeHorney, Arkansas vs. Stanford, F, 3-24-90
 15 - Jackie Stiles, Southwest Mo. St. vs. Duke, SF, 3-24-01

MOST FIELD GOALS ATTEMPTED

- 35 - Lorri Bauman, Drake vs. Maryland, F, 3-21-82
 30 - Tina Hutchinson, San Diego St. vs. Long Beach St., SF, 3-22-84
 28 - Portia Hill, Stephen F. Austin vs. Arkansas, SF, 3-22-90
 26 - Cindy Brown, Long Beach St. vs. Ohio St., F, 3-21-87
 26 - Connie Cole, Stephen F. Austin vs. Arkansas, SF, 3-22-90

HIGHEST FIELD GOAL PERCENTAGE**(Min. 10 made)**

- 87.5% (14-16) - Delmonica DeHorney, Arkansas vs. Stephen F. Austin, SF, 3-22-90
 78.6% (11-14) - Val Whiting, Stanford vs. Georgia, F, 3-23-91
 76.5% (13-17) - Cindy Brown, Long Beach St. vs. Mississippi, SF, 3-19-87
 73.7% (14-19) - Seimone Augustus, LSU vs. Texas, SF, 3-27-04
 73.3% (11-15) - Penny Toler, Long Beach St. vs. Mississippi, SF, 3-19-87
 73.3% (11-15) - Amanda Wilson, Louisiana Tech vs. UCLA, F, 3-22-99

MOST THREE-POINT FIELD GOALS

- 6 - Molly Goodenbour, Stanford vs. Southern California, F, 3-28-92
 6 - Tiffany Longworth, Penn St. vs. Auburn, SF, 3-23-96
 6 - Katie Cronin, Colorado St. vs. UCLA, SF, 3-20-99
 5 - Seven tied (Most Recent: Jamie Carey, Texas vs. LSU, SF, 3-27-04)

MOST THREE-POINT FIELD GOALS ATTEMPTED

- 13 - Tora Suber, Virginia vs. Stanford, SF, 3-22-97
 13 - Katie Cronin, Colorado St. vs. UCLA, SF, 3-20-99
 11 - Molly Goodenbour, Stanford vs. Texas Tech, SF, 3-26-92
 10 - Five tied (Most recent: Jamie Carey, Texas vs. LSU, SF, 3-27-04)



Photo courtesy of Texas Sports Information

Texas guard Jamie Carey hit five out of 10 three pointers in last year's West Regional semi-final against LSU.

HIGHEST THREE-POINT FIELD GOAL PERCENTAGE (Min. four made)

- 83.3% (5-6) - Vicki Hall, Texas vs. UNLV, SF, 3-23-89
 80.0% (4-5) - Katy Steding, Stanford vs. Arkansas, F, 3-24-90
 71.4% (5-7) - Jennifer Jacoby, Purdue vs. Vanderbilt, SF, 3-23-95
 71.4% (5-7) - LaNeishea Caufield, Oklahoma vs. Colorado, F, 3-25-02
 66.7% (6-9) - Molly Goodenbour, Stanford vs. Southern California, F, 3-28-92
 66.7% (4-6) - Amber Nicholas, Arkansas vs. Stephen F. Austin, SF, 3-22-90

MOST FREE THROWS

- 15 - Sheryl Swoopes, Texas Tech vs. Colorado, F, 3-27-93
 14 - Lorri Bauman, Drake vs. Long Beach St., SF, 3-19-82
 11 - Laticia Morris, Auburn vs. Penn St., SF, 3-23-96
 10 - Cindy Brown, Long Beach St. vs. Ohio St., F, 3-21-87
 10 - Carla Holmes, Maryland vs. Texas, F, 3-25-89
 10 - Stephanie Mack, Colorado vs. Stanford, SF, 3-25-93
 10 - Jennifer Jacoby, Purdue vs. Stanford, F, 3-26-94
 10 - Jackie Stiles, Southwest Mo. St. vs. Duke, SF, 3-24-01

MOST FREE THROWS ATTEMPTED

- 16 - Sheryl Swoopes, Texas Tech vs. Colorado, F, 3-27-93
 15 - Lorri Bauman, Drake vs. Long Beach St., SF, 3-19-82
 13 - LaTaunya Pollard, Long Beach St. vs. Southern California, F, 3-26-83
 13 - Delmonica DeHorney, Arkansas vs. Stanford, F, 3-24-90
 13 - Jackie Stiles, Southwest Mo. St. vs. Duke, SF, 3-24-01

HIGHEST FREE THROW PERCENTAGE**(Min. nine made)**

- 100.0% (9-9) - Jasmira Perazic, Maryland vs. Missouri, SF, 3-19-82
 100.0% (9-9) - Tera Bjorkland, Colorado vs. Stanford, SF, 3-23-02
 93.8% (15-16) - Sheryl Swoopes, Texas Tech vs. Colorado, F, 3-27-93
 93.3% (14-15) - Lorri Bauman, Drake vs. Long Beach St., SF, 3-19-82
 91.7% (11-12) - Laticia Morris, Auburn vs. Penn St., SF, 3-23-96

MOST REBOUNDS

- 20 - Shelda Arceneaux, San Diego St. vs. Long Beach St., SF, 3-22-84
 18 - Kirsten Cummings, Long Beach St. vs. Oregon St., SF, 3-24-83
 17 - Shanda Berry, Iowa vs. Southern California, SF, 3-24-88
 16 - Tracy Henderson, Georgia vs. Vanderbilt, SF, 3-22-97
 16 - Maylana Martin, UCLA vs. Colorado St., SF, 3-20-99

MOST ASSISTS (Since 1985)

- 13 - Amber Nicholas, Arkansas vs. Stanford, F, 3-24-90
 13 - Sonja Henning, Stanford vs. Arkansas, F, 3-24-90
 13 - Temeka Johnson, LSU vs. Texas, SF, 3-20-04
 12 - Amber Nicholas, Arkansas vs. Stephen F. Austin, 3-22-90
 11 - Jollette Law, Iowa vs. Southern California, SF, 3-24-88
 11 - Amy Claborn, Texas vs. UNLV, SF, 3-23-89

MOST STEALS (Since 1988)

- 8 - Carla Holmes, Maryland vs. Stephen F. Austin, SF, 3-23-89
 7 - Deanna Tate, Maryland vs. Stephen F. Austin, SF, 3-23-89
 6 - Christy Hedgpeth, Stanford vs. Georgia, F, 3-23-91
 6 - Sheryl Swoopes, Texas Tech vs. Colorado, F, 3-27-93
 6 - Kate Starbird, Stanford vs. North Carolina, SF, 3-23-95

MOST BLOCKED SHOTS (Since 1988)

- 6 - Angela Gorsica, Vanderbilt vs. Georgia, SF, 3-22-97
 5 - Tammye Jenkins, Georgia vs. Stanford, F, 3-23-91
 4 - Vicky Bulleit, Maryland vs. Stephen F. Austin, SF, 3-23-89

- 4 - Lisa Leslie, Southern California vs. Texas Tech, SF, 3-25-93
 4 - Tracy Henderson, Georgia vs. Vanderbilt, SF, 3-22-97

Single Game, Team**MOST POINTS**

- 114 - Stanford vs. Arkansas (87), F, 3-24-90
 104 - Long Beach St. vs. Washington (78), SF, 3-24-88
 104 - Southwest Mo. St. vs. Washington (87), F, 3-26-01
 102 - Long Beach St. vs. Ohio St. (82), F, 3-21-87
 98 - Long Beach St. vs. Iowa (78), F, 3-26-88

MOST POINTS IN ONE HALF

- 58 - Drake vs. Long Beach St., 2nd Half, SF, 3-19-82
 58 - Southern California vs. Arizona St., 2nd Half, SF, 3-24-83
 57 - Stanford vs. Arkansas, 1st Half, F, 3-24-90
 57 - Stanford vs. Arkansas, 2nd Half, F, 3-24-90
 57 - Oklahoma vs. Colorado, 2nd Half, F, 3-25-02
 56 - Long Beach St. vs. Ohio St., 2nd Half, F, 3-21-87

FEWEST POINTS

- 42 - UCLA vs. Georgia (78), SF, 3-21-85
 45 - UAB vs. Rutgers (60), SF, 3-25-00
 47 - Washington vs. Stanford (73), SF, 3-21-91
 47 - Georgia vs. Stanford (82), F, 3-24-97
 51 - Montana vs. Southern California (76), SF, 3-22-84
 51 - Georgia vs. Rutgers (59), F, 3-27-00

FEWEST POINTS IN ONE HALF

- 14 - UCLA vs. Georgia, 1st Half, SF, 3-21-85
 15 - Montana vs. Southern California, 1st Half, SF, 3-22-84
 17 - Washington vs. Stanford, 2nd Half, SF, 3-23-91
 20 - Southern California vs. Long Beach St., 1st Half, SF, 3-21-85
 21 - Texas Tech vs. Stanford, 1st Half, SF, 3-26-92
 21 - Colorado vs. Texas Tech, 1st Half, F, 3-27-93

LARGEST WINNING MARGIN

- 39 - Long Beach St. (94) vs. Mississippi (55), SF, 3-19-87
 37 - Southern California (96) vs. Arizona St. (59), SF, 3-24-83
 36 - Georgia (78) vs. UCLA (42), SF, 3-21-85
 35 - Maryland (89) vs. Stephen F. Austin (54), SF, 3-23-89
 35 - Stanford (82) vs. Georgia (47), F, 3-24-97

MOST POINTS SCORED BY LOSING TEAM

- 87 - Arkansas vs. Stanford (114), F, 3-24-90
 87 - Washington vs. Southwest Mo. St. (104), F, 3-26-01
 82 - Long Beach St. vs. Georgia (97), F, 3-23-85
 82 - Ohio St. vs. Long Beach St. (102), F, 3-21-87
 82 - Stephen F. Austin vs. Arkansas (87), SF, 3-22-90

MOST FIELD GOALS

- 45 - Long Beach St. vs. Ohio St., F, 3-21-87
 45 - Stanford vs. Arkansas, F, 3-24-90
 42 - Georgia vs. Long Beach St., F, 3-23-85
 40 - Southern California vs. Arizona St., SF, 3-24-83
 39 - Long Beach St. vs. Oregon St., SF, 3-24-83
 39 - Long Beach St. vs. Mississippi, SF, 3-19-87

FEWEST FIELD GOALS

- 16 - UAB vs. Rutgers, 3-25-00
 17 - Georgia vs. Stanford, F, 3-24-97
 20 - UCLA vs. Georgia, SF, 3-21-85
 20 - Washington vs. Stanford, SF, 3-23-91
 20 - Texas A&M vs. Purdue, SF, 3-24-94
 20 - Purdue vs. Stanford, F, 3-25-95
 20 - Rutgers vs. Georgia, F, 3-27-00
 20 - Georgia vs. Rutgers, F, 3-27-00
 20 - Texas vs. LSU, SF, 3-27-04
 20 - Georgia vs. LSU, F, 3-29-04

MOST FIELD GOALS ATTEMPTED

- 89 - San Diego St. vs. Long Beach St., SF, 3-22-84
 82 - Long Beach St. vs. Ohio St., F, 3-21-87
 82 - Louisiana Tech vs. UCLA, F, 3-22-99
 80 - Stanford vs. North Carolina, SF, 3-23-95
 77 - Georgia vs. Long Beach St., F, 3-23-85
 77 - Stanford vs. Arkansas, F, 3-24-90

FEWEST FIELD GOALS ATTEMPTED

- 44 - UAB vs. Rutgers, SF, 3-25-00
 46 - Rutgers vs. Georgia, F, 3-27-00

- 50 - Colorado vs. Stanford, SF, 3-25-93
- 50 - Texas A&M vs. Purdue, SF, 3-24-94
- 50 - Stanford vs. Auburn, F, 3-25-96
- 50 - Colorado vs. Oklahoma, F, 3-25-02

HIGHEST FIELD GOAL PERCENTAGE

- 62.5% (35-56) - Southwest Mo. St. vs. Washington, F, 3-26-01
- 61.5% (32-52) - Maryland vs. Missouri, SF, 3-19-82
- 61.0% (36-59) - Arkansas vs. Stephen F. Austin, SF, 3-22-90
- 60.4% (32-53) - Long Beach St. vs. Southern California, SF, 3-21-85
- 60.0% (39-65) - Long Beach St. vs. Mississippi, SF, 3-19-87

LOWEST FIELD GOAL PERCENTAGE

- 28.8% (17-59) - Georgia vs. Stanford, F, 3-24-97
- 29.3% (22-75) - Mississippi vs. Long Beach St., SF, 3-19-87
- 31.5% (28-89) - San Diego St. vs. Long Beach St., SF, 3-22-84
- 32.0% (24-75) - North Carolina vs. Georgia, SF, 3-25-00
- 33.3% (23-69) - Southern California vs. Texas Tech, SF, 3-25-93

MOST THREE-POINT FIELD GOALS

- 12 - Stanford vs. Southern California, F, 3-28-92
- 11 - Colorado St. vs. UCLA, SF, 3-20-99
- 10 - Stanford vs. Arkansas, F, 3-24-90
- 10 - Penn St. vs. Auburn, SF, 3-23-96
- 9 - Purdue vs. Vanderbilt, SF, 3-23-95
- 9 - Oklahoma vs. Colorado, F, 3-25-02

FEWEST THREE-POINT FIELD GOALS

- 0 - 10 tied (Most recent: Colorado vs. Oklahoma, F, 3-25-02)

MOST THREE-POINT FIELD GOALS ATTEMPTED

- 34 - Colorado St. vs. UCLA, SF, 3-20-99
- 27 - Southern California vs. Texas Tech, SF, 3-25-93
- 26 - Virginia vs. Stanford, SF, 3-22-97
- 26 - Oklahoma vs. Washington, SF, 3-24-01
- 24 - Washington vs. Oklahoma, SF, 3-24-01

FEWEST THREE-POINT FIELD GOALS ATTEMPTED

- 0 - Georgia vs. Long Beach St., SF, 3-21-91
- 1 - Iowa vs. Southern California, SF, 3-24-88
- 1 - Long Beach St. vs. Washington, SF, 3-24-88
- 2 - Stephen F. Austin vs. Maryland, SF, 3-23-89
- 2 - Arkansas vs. Stanford, F, 3-24-90
- 2 - Louisiana Tech vs. LSU, SF, 3-30-03
- 2 - LSU vs. Georgia, F, 3-29-04

HIGHEST THREE-POINT FIELD GOAL PERCENTAGE (Min. five made)

- 85.7% (6-7) - Texas vs. UNLV, SF, 3-23-89
- 75.0% (9-12) - Purdue vs. Vanderbilt, SF, 3-23-95
- 62.5% (10-16) - Stanford vs. Arkansas, F, 3-24-90
- 62.5% (5-8) - Texas Tech vs. Stanford, SF, 3-26-92
- 62.5% (5-8) - Purdue vs. Georgia, SF, 3-27-04

LOWEST THREE-POINT FIELD GOAL PERCENTAGE (Min. nine att.)

- 0.0% (0-11) - Stanford vs. Colorado, SF, 3-24-94
- 8.3% (1-12) - Washington vs. Long Beach St., SF, 3-24-88
- 9.1% (1-11) - Duke vs. Arkansas, F, 3-23-98
- 11.1% (1-9) - Stanford vs. Purdue, F, 3-25-95
- 12.5% (2-16) - UAB vs. Rutgers, SF, 3-25-00

MOST FREE THROWS

- 33 - Long Beach St. vs. Iowa, F, 3-26-88
- 31 - Drake vs. Long Beach St., SF, 3-19-82
- 30 - Long Beach St. vs. Washington, SF, 3-24-88
- 30 - Texas Tech vs. Southern California, SF, 3-25-93
- 29 - Colorado vs. Stanford, SF, 3-25-93

FEWEST FREE THROWS

- 2 - UCLA vs. Georgia, SF, 3-21-85
- 3 - Montana vs. Southern California, SF, 3-22-84
- 3 - Louisiana Tech vs. Long Beach St., SF, 3-20-86
- 4 - Vanderbilt vs. Georgia, SF, 3-22-97
- 5 - Four tied (Most recent: Georgia vs. Rutgers, F, 3-27-00)

MOST FREE THROWS ATTEMPTED

- 42 - Long Beach St. vs. Iowa, F, 3-26-88
- 40 - Long Beach St. vs. Washington, SF, 3-24-88
- 39 - Texas Tech vs. Southern California, SF, 3-25-93
- 38 - Colorado vs. Stanford, SF, 3-25-93
- 37 - Long Beach St. vs. San Diego St., SF, 3-22-84

FEWEST FREE THROWS ATTEMPTED

- 6 - Montana vs. Southern California, SF, 3-22-84
- 6 - Louisiana Tech vs. Long Beach St., SF, 3-20-86

- 6 - Louisiana Tech vs. Southern California, F, 3-22-86
- 6 - Southern California vs. Ohio St., SF, 3-19-87

HIGHEST FREE THROW PERCENTAGE (Min. 10 made)

- 93.9% (31-33) - Drake vs. Long Beach St., SF, 3-19-82
- 93.3% (14-15) - Stanford vs. Colorado, SF, 3-24-94
- 90.9% (10-11) - LSU vs. Louisiana Tech, SF, 3-30-03
- 90.9% (10-11) - Texas vs. LSU, F, 4-1-03
- 90.0% (18-20) - Missouri vs. Maryland, SF, 3-19-82

LOWEST FREE THROW PERCENTAGE (Min. 10 att.)

- 40.0% (4-10) - Vanderbilt vs. Georgia, SF, 3-22-97
- 47.8% (11-23) - Long Beach St. vs. Southern California, SF, 3-21-85
- 50.0% (8-16) - Purdue vs. Vanderbilt, SF, 3-23-95
- 52.4% (11-21) - Iowa vs. Long Beach St., F, 3-26-88
- 53.8% (14-26) - Long Beach St. vs. Oregon St., SF, 3-24-83

MOST REBOUNDS

- 54 - Long Beach St. vs. San Diego St., SF, 3-22-84
- 54 - Stanford vs. Virginia, SF, 3-22-97
- 52 - Southern California vs. Long Beach St., F, 3-26-83
- 52 - Long Beach St. vs. Washington, SF, 3-24-88
- 52 - UCLA vs. Colorado St., SF, 3-20-99

FEWEST REBOUNDS

- 21 - Mississippi vs. Stanford, SF, 3-22-90
- 23 - LSU vs. Louisiana Tech, SF, 3-30-03
- 24 - Maryland vs. Missouri, SF, 3-19-82
- 24 - Purdue vs. Vanderbilt, SF, 3-23-95
- 25 - Texas Tech vs. Stanford, SF, 3-26-92
- 25 - Georgia vs. Rutgers, F, 3-27-00
- 25 - Purdue vs. Georgia, SF, 3-27-04

LARGEST REBOUND MARGIN

- 28 - Stanford (49) vs. Mississippi (21), SF, 3-22-90
- 21 - Stanford (49) vs. Washington (28), SF, 3-21-91
- 19 - Long Beach St. (52) vs. Washington (33), SF, 3-24-88
- 19 - Vanderbilt (43) vs. Purdue (24), SF, 3-23-95
- 19 - Louisiana Tech (49) vs. UCLA (30), F, 3-22-99

MOST ASSISTS (Since 1985)

- 37 - Stanford vs. Arkansas, F, 3-24-90
- 29 - Arkansas vs. Stephen F. Austin, SF, 3-22-90
- 26 - Arkansas vs. Stanford, F, 3-24-90
- 25 - Southwest Mo. St. vs. Washington, F, 3-26-01
- 24 - Iowa vs. Southern California, SF, 3-24-88
- 24 - Stanford vs. Mississippi, SF, 3-22-90

FEWEST ASSISTS (Since 1985)

- 5 - Colorado vs. Oklahoma, F, 3-25-02
- 6 - Stephen F. Austin vs. Southern California, SF, 3-26-92
- 7 - Mississippi vs. Long Beach St., SF, 3-19-87
- 7 - Purdue vs. Stanford, F, 3-25-95
- 7 - Virginia vs. Stanford, SF, 3-22-97
- 7 - Georgia vs. Stanford, F, 3-24-97
- 7 - UAB vs. Rutgers, SF, 3-25-00

MOST STEALS (Since 1988)

- 25 - Maryland vs. Stephen F. Austin, SF, 3-23-89
- 15 - Texas A&M vs. Purdue, SF, 3-24-94
- 14 - Mississippi vs. Stanford, SF, 3-22-90
- 13 - Purdue vs. Vanderbilt, SF, 3-23-95
- 13 - Louisiana Tech vs. UCLA, F, 3-22-99
- 13 - LSU vs. Louisiana Tech, SF, 3-30-03

MOST BLOCKED SHOTS (Since 1988)

- 6 - Purdue vs. Vanderbilt, SF, 3-23-95
- 6 - Auburn vs. Stanford, F, 3-25-96
- 6 - Vanderbilt vs. Georgia, SF, 3-22-97
- 6 - LSU vs. Louisiana Tech, SF, 3-30-03
- 6 - LSU vs. Georgia, F, 3-29-04
- 5 - Seven tied (Most recent: Stanford vs. Colorado, SF, 3-23-02)

NOTE: Long Beach St. had nine blocked shots vs. San Diego St., SF, 3-22-84, before blocks became an official statistic.

MOST TURNOVERS

- 39 - Stephen F. Austin vs. Maryland, SF, 3-23-89
- 32 - UCLA vs. Georgia, SF, 3-21-85
- 29 - Texas A&M vs. Purdue, SF, 3-24-94
- 29 - Colorado vs. Oklahoma, F, 3-25-02
- 26 - Ohio St. vs. Long Beach St., F, 3-21-87

FEWEST TURNOVERS

- 5 - Texas vs. LSU, F, 4-1-03
- 6 - Southern California vs. Louisiana Tech, F, 3-22-86
- 7 - Stanford vs. Colorado, SF, 3-24-94
- 8 - Seven tied (Most recent: Purdue vs. Georgia, SF, 3-27-04; Georgia vs. LSU, F, 3-29-04)



Ohio State's Jessica Davenport was a perfect 10 for 10 from the field in a 2004 Mideast Region first-round game versus West Virginia.

MOST PERSONAL FOULS

- 30 - Washington vs. Long Beach St., SF, 3-24-88
- 30 - Iowa vs. Long Beach St., F, 3-26-88
- 29 - San Diego St. vs. Long Beach St., SF, 3-22-84
- 29 - Southern California vs. Texas Tech, SF 3-25-93
- 29 - Stanford vs. Colorado, SF, 3-25-93

FEWEST PERSONAL FOULS

- 8 - Southern California vs. Louisiana Tech, F, 3-22-86
- 8 - Maryland vs. Stephen F. Austin, SF, 3-23-89
- 10 - Ohio St. vs. Southern California, SF, 3-19-87
- 10 - Stanford vs. Colorado, SF, 3-24-94
- 10 - Auburn vs. Penn St., SF, 3-23-96
- 10 - Texas vs. LSU, SF, 3-27-04

MOST DISQUALIFICATIONS

- 4 - Washington vs. Long Beach St., SF, 3-24-88
- 4 - Iowa vs. Long Beach St., F, 3-26-88
- 3 - Long Beach St. vs. Southern California, SF, 3-21-85
- 3 - Southern California vs. Texas Tech, SF, 3-25-93
- 3 - Stanford vs. Colorado, SF, 3-25-93

First- and Second-Round Game Records

(OR = opening round; 1st = first round; 2nd = second round)

Single Game, Individual

MOST POINTS

- 43 - Barbara Kennedy, Clemson vs. Penn St., Mideast 1st, 3-12-82
- 40 - LaTaunya Pollard, Long Beach St. vs. Howard, West 1st, 3-12-82
- 40 - Tamika Whitmore, Memphis vs. Youngstown St., East 1st, 3-13-98
- 40 - Tara Mitchem, Southwest Mo. St. vs. Toledo, West 1st, 3-17-01
- 39 - Kerry Bascom, Connecticut vs. Toledo, East 2nd, 3-16-91
- 39 - Sheri Sam, Vanderbilt vs. Harvard, Mideast 1st, 3-15-96
- 39 - Alicia Thompson, Texas Tech vs. Grambling, Midwest 1st, 3-13-98
- 39 - Chamique Holdsclaw, Tennessee vs. Boston College, East 2nd, 3-15-99

Photo courtesy of Kansas State Sports Information



Kansas State center Nicole Ohlde made 21 trips to the charity stripe in last year's Mideast first-round match-up against Valparaiso to tie the individual-game record for most free throws attempted.

- 38 - Connie Swift, Tennessee St. vs. Oregon St., Mideast 1st, 3-17-95
37 - Alison Day, Duke vs. Alabama, East 2nd, 3-18-95

MOST FIELD GOALS

- 20 - Barbara Kennedy, Clemson vs. Penn St., Mideast 1st, 3-12-82
17 - Tamika Whitmore, Memphis vs. Youngstown St., East 1st, 3-13-98
16 - Clinette Jordan, Oklahoma St. vs. Miami (Fla.), Midwest 1st, 3-15-89
16 - Shannon Cate, Montana vs. Iowa, West 1st, 3-13-91
16 - Beth Hasenmiller, DePaul vs. Oklahoma St., Midwest 1st, 3-13-91
16 - Summer Erb, North Carolina St. vs. Mississippi St., Midwest 1st, 3-13-99

MOST FIELD GOALS ATTEMPTED

- 33 - Jamie Redd, Washington vs. Purdue, Midwest 1st, 3-14-98
32 - Barbara Kennedy, Clemson vs. Penn St., Mideast 1st, 3-12-82
32 - Tina Hutchinson, San Diego St. vs. Oregon, West 1st, 3-16-84
32 - Termika Mitchell, Grambling vs. Alabama, Midwest 1st, 3-12-99
30 - Three tied (Most recent: Carolyn Aldridge, Tennessee St. vs. Oregon St., Mideast 1st, 3-17-95)

HIGHEST FIELD GOAL PERCENTAGE (Min. 10 made)

- 100.0% (11-11) - Terry Carmichael, St. Joseph's (Pa.) vs. North Carolina St., East 1st, 3-15-85
100.0% (10-10) - Genia Miller, Cal St. Fullerton vs. Louisiana Tech, West 1st, 3-13-91
100.0% (10-10) - Jessica Davenport, Ohio St. vs. West Virginia, Mideast 1st, 3-20-04
100.0% (10-10) - Beth Swink, St. Francis (Pa.) vs. Purdue, West 1st, 3-21-04
93.8% (15-16) - Lea Wise, Kentucky vs. Illinois, Midwest 1st, 3-14-82

MOST THREE-POINT FIELD GOALS

- 8 - Julie Krommenhoek, Utah vs. Louisville, West 1st, 3-14-98
7 - Monick Foote, Virginia vs. Florida, East 2nd, 3-18-95
7 - Danielle Viglione, Texas vs. Southwest Mo. St., East 1st, 3-16-96
7 - Katrina Price, Stephen F. Austin vs. Toledo, Midwest 1st, 3-14-97
7 - Jillian Danker, Vanderbilt vs. Idaho St., Midwest 1st, 3-17-01
7 - Brandi McCain, Florida vs. Washington, West 2nd, 3-18-01

- 7 - Erin Thorn, Brigham Young vs. Florida, Midwest 1st, 3-16-02
7 - Laurie Koehn, Kansas St. vs. Notre Dame, East 2nd, 3-25-03

MOST THREE-POINT FIELD GOALS ATTEMPTED

- 26 - Brandi McCain, Florida vs. Washington, West 2nd, 3-18-01
21 - Jamie Craighead, Oregon vs. Iowa, Midwest 1st, 3-17-01
18 - Niesha Johnson, Alabama vs. Duke, East 2nd, 3-18-95
17 - Carolyn Aldridge, Tennessee St. vs. Oregon St., Mideast 1st, 3-17-95
17 - Laurie Koehn, Kansas St. vs. Notre Dame, East 2nd, 3-25-03

HIGHEST THREE-POINT FIELD GOAL PERCENTAGE (Min. five made)

- 100.0% (6-6) - Heather Haanen, Colorado St. vs. Maryland, 1st, 3-17-01
100.0% (6-6) - Mary Cofield, Iowa St. vs. Temple, Midwest 1st, 3-16-02
100.0% (5-5) - Donna Holt, Virginia vs. St. John's (N.Y.), East 2nd, 3-19-88
100.0% (5-5) - Karen Middleton, South Carolina vs. Northwestern, Mideast 2nd, 3-17-90
100.0% (5-5) - Hillary Hager, Vanderbilt vs. Boston College, East 2nd, 3-24-03

MOST FREE THROWS

- 16 - Lorri Bauman, Drake vs. Ohio St., West 1st, 3-14-82
16 - Amy Wetzel, Virginia Tech vs. Wisconsin, West 1st, 3-14-98
16 - Becky Hammon, Colorado St. vs. Cal St. Northridge, West 1st, 3-12-99
16 - Becky Hammon, Colorado St. vs. Southwest Mo. St., West 2nd, 3-14-99
16 - Jackie Stiles, Southwest Mo. St. vs. Rutgers, West 2nd, 3-19-01

MOST FREE THROWS ATTEMPTED

- 21 - Allison Feaster, Harvard vs. Stanford, West 1st, 3-13-98
21 - Nicole Ohlde, Kansas St. vs. Valparaiso, Mideast 1st, 3-21-04
20 - Becky Hammon, Colorado St. vs. Cal St. Northridge, West 1st, 3-12-99
19 - Tracy Reid, North Carolina vs. Howard, Mideast 1st, 3-13-98
19 - Lucienne Berthieu, Old Dominion vs. Southern Methodist, Midwest 2nd, 3-20-00
19 - Jackie Stiles, Southwest Mo. St. vs. Rutgers, West 2nd, 3-19-01
19 - Lucienne Berthieu, Old Dominion vs. Georgia, Mideast 1st, 3-16-02

HIGHEST FREE THROW PERCENTAGE (Min. nine made)

- 100.0% - 31 tied (Most recent: 10-10, Lindsay Whalen, Minnesota vs. Kansas St., Mideast 2nd, 3-23-04; 9-9, Janel McCarville, Minnesota vs. UCLA, Mideast 1st, 3-21-04; 9-9, Leah Rush, Oklahoma vs. Marist, West 1st, 3-20-04)
Best Perfect Game: 16-16, Lorri Bauman, Drake vs. Ohio St., West 1st, 3-14-82

MOST REBOUNDS

- 23 - Cheryl Taylor, Tennessee Tech vs. Georgia, West 1st, 3-16-85
22 - Daedra Charles, Tennessee vs. Southwest Mo. St., Mideast 2nd, 3-16-91
21 - Cherie Nelson, Southern California vs. Western Ky., West 2nd, 3-15-87
20 - Alison Lang, Oregon vs. Missouri, West 1st, 3-13-82
20 - Brigitte Combs, Western Ky. vs. West Virginia, East 1st, 3-15-89
20 - Tandreia Green, Western Ky. vs. West Virginia, East 1st, 3-15-89
20 - Hamchetou Maiga, Old Dominion vs. Southern Methodist, Midwest 2nd, 3-20-00
20 - Naomi Mobley, Florida vs. Holy Cross, West 1st, 3-16-01

MOST ASSISTS (Since 1985)

- 18 - Tasha Pointer, Rutgers vs. Stephen F. Austin, West 1st, 3-17-01

- 17 - Suzie McConnell, Penn St. vs. North Carolina St., East 1st, 3-17-85
17 - Melinda Schmucker, Texas Tech vs. Grambling, Midwest 1st, 3-13-98
16 - MaChelle Joseph, Purdue vs. Northern Ill., Mideast 2nd, 3-22-92
15 - Tabitha Truesdale, Texas Tech vs. Tulane, Mideast 1st, 3-16-95
15 - Ticha Penicheiro, Old Dominion vs. St. Francis (Pa.), East 1st, 3-13-98
15 - Sheila Lambert, Baylor vs. Drake, East 2nd, 3-17-02

NOTE: Anne Troyan, Penn St. vs. North Carolina St., East 1st, 3-19-83, recorded 19 assists before it became an official statistic.

MOST STEALS (Since 1988)

- 14 - Ticha Penicheiro, Old Dominion vs. St. Francis (Pa.), East 1st, 3-13-98
10 - Natalie Diaz, Old Dominion vs. Maine, East 2nd, 3-14-99
9 - Tomika Young, Brigham Young vs. UC Santa Barb., West 1st, 3-17-93
9 - Marion Jones, North Carolina vs. Western Ill., West 1st, 3-16-95
9 - Nykeshia Sales, Connecticut vs. Lehigh, Midwest 1st, 3-15-97

NOTE: Tina Hutchinson, San Diego St. vs. Oregon, West 1st, 3-16-84, and Stephanie Edwards, Louisville vs. Georgia, Mideast 1st, 3-17-84, recorded 10 steals each before it became an official statistic.

MOST BLOCKED SHOTS (Since 1988)

- 11 - Pauline Jordan, UNLV vs. Colorado, West 2nd, 3-18-89
10 - Tracy Henderson, Georgia vs. Louisville, Midwest 2nd, 3-19-95
9 - Meribeth Feenstra, Liberty vs. Georgia, 1st, 3-16-01
8 - Dee Dee Franklin, LSU vs. Purdue, Midwest 2nd, 3-19-89
8 - Delmonica DeHorney, Arkansas vs. UCLA, West 1st, 3-14-90
8 - Tajama Abraham, George Washington vs. Northwestern, East 1st, 3-15-97
8 - Jordan Adams, New Mexico vs. Miami (Fla.), Midwest 1st, 3-22-03

NOTE: Anne Donovan, Old Dominion vs. St. Peter's, East 1st, 3-13-82, recorded eight blocked shots before it became an official statistic.

Single Game, Team

MOST POINTS

- 121 - Alabama vs. Duke (120), East 2nd, 3-18-95
120 - Duke vs. Alabama (121), East 2nd, 3-18-95
116 - Ohio St. vs. Syracuse (75), Mideast 2nd, 3-20-88
116 - Connecticut vs. Hampton (45), East 1st, 3-17-00
114 - Louisiana Tech vs. Tennessee Tech (53), Midwest 1st, 3-12-82

MOST POINTS IN ONE HALF

- 65 - Louisiana Tech vs. Tennessee Tech, 1st Half, Midwest 1st, 3-12-82
65 - Connecticut vs. Hampton, 1st Half, East 1st, 3-17-00
64 - Kentucky vs. Nebraska, 2nd Half, West 1st, 3-13-99
63 - Georgia vs. Louisville, 2nd Half, Mideast 1st, 3-17-84
63 - Ohio St. vs. Syracuse, 2nd Half, Mideast 2nd, 3-20-88
62 - Long Beach St. vs. Brigham Young, 1st Half, West 1st, 3-16-85

FEWEST POINTS

- 29 - Long Island vs. Connecticut, East 1st, 3-17-01
33 - Holy Cross vs. Penn St., Mideast 1st, 3-23-03
34 - Southwest Mo. St. vs. Colorado (78), Midwest 2nd, 3-18-95
35 - Monmouth vs. Cheyney (107), East 1st, 3-18-83
35 - Lehigh vs. Connecticut (103), Midwest 1st, 3-15-97
35 - Arizona St. vs. Vanderbilt, Midwest 2nd, 3-18-02

FEWEST POINTS IN ONE HALF

- 10 - Long Island vs. Connecticut, East 1st, 3-17-01
11 - Southwest Mo. St. vs. Colorado, 1st Half, Midwest 2nd, 3-18-95

- 11 - New Mexico vs. Notre Dame, 2nd Half, Midwest 1st, 3-15-02
 12 - Stephen F. Austin vs. Rutgers, 1st Half, West 1st, 3-17-01
 12 - Michigan St. vs. TCU, 1st Half, East 1st, 3-23-03

LARGEST WINNING MARGIN

- 74 - Tennessee (111) vs. N.C. A&T (37), Mideast 1st, 3-16-94
 72 - Cheyney (107) vs. Monmouth (35), East 1st, 3-18-83
 72 - Connecticut (101) vs. Long Island (29), East 1st, 3-17-01
 71 - Connecticut (116) vs. Hampton (45), East 1st, 3-17-00
 68 - Connecticut (103) vs. Lehigh (35), Midwest 1st, 3-15-97

MOST POINTS SCORED BY LOSING TEAM

- 120 - Duke vs. Alabama (121), East 2nd, 3-18-95
 95 - Southern Miss. vs. Southern Methodist (96), West 1st, 3-16-95
 94 - Michigan St. vs. Oklahoma St. (96), Midwest 2nd, 3-16-91
 93 - Drake vs. George Washington (96), Midwest 2nd, 3-19-95
 92 - Nebraska vs. Kentucky (98), West 1st, 3-13-99

MOST FIELD GOALS

- 50 - Georgia vs. Louisville, Mideast 1st, 3-17-84
 48 - Duke vs. Alabama, East 2nd, 3-18-95
 47 - Long Beach St. vs. Brigham Young, West 1st, 3-16-85
 47 - Maryland vs. Appalachian St., East 1st, 3-14-90
 45 - Ohio St. vs. Syracuse, Mideast 2nd, 3-20-88

FEWEST FIELD GOALS

- 10 - Clemson vs. Connecticut, East 2nd, 3-19-00
 10 - Long Island vs. Connecticut, East 1st, 3-17-01
 11 - Southwest Mo. St. vs. Colorado, Midwest 2nd, 3-18-95
 12 - Northwestern vs. George Washington, East 1st, 3-15-97
 12 - Indiana vs. TCU, East 1st, 3-15-02
 12 - Colorado vs. UC Santa Barb., East 1st, 3-20-04

MOST FIELD GOALS ATTEMPTED

- 114 - Alabama vs. Duke, East 2nd, 3-18-95
 93 - Duke vs. Alabama, East 2nd, 3-18-95
 91 - Southern Methodist vs. Southern Miss., West 1st, 3-16-95
 90 - Southern Miss. vs. Southern Methodist, West 1st, 3-16-95
 88 - Georgia vs. St. Francis (Pa.), Midwest 1st, 3-15-96
 88 - Grambling vs. Alabama, Midwest 1st, 3-12-99

FEWEST FIELD GOALS ATTEMPTED

- 38 - George Washington vs. Virginia, East 2nd, 3-17-96
 39 - Southern Ill. vs. Auburn, Midwest 2nd, 3-14-86
 40 - Vanderbilt vs. Iowa, Mideast 2nd, 3-17-90
 40 - Southwest Mo. St. vs. Iowa, Midwest 2nd, 3-22-92
 40 - Montana vs. San Diego St., West 1st, 3-16-95
 40 - Iowa St. vs. Rutgers, Mideast 2nd, 3-16-98

HIGHEST FIELD GOAL PERCENTAGE

- 75.0% (42-56) - Texas vs. Missouri, Midwest 2nd, 3-14-86
 71.0% (44-62) - Connecticut vs. Hampton, East 1st, 3-17-00
 68.9% (42-61) - Texas vs. Drake, Midwest 1st, 3-15-84
 68.1% (32-47) - Maryland vs. Southwest Mo. St., Midwest 2nd, 3-20-93
 67.8% (40-59) - Arizona St. vs. Georgia, Midwest 1st, 3-12-82

LOWEST FIELD GOAL PERCENTAGE

- 15.4% (10-65) - Long Island vs. Connecticut, East 1st, 3-17-01
 20.3% (13-64) - Furman vs. Tennessee, Mideast 1st, 3-18-00
 20.4% (11-54) - Southwest Mo. St. vs. Colorado, Midwest 2nd, 3-18-95
 20.4% (10-49) - Clemson vs. Connecticut, East 2nd, 3-19-00
 21.1% (15-71) - Alcorn St. vs. Notre Dame, Midwest 1st, 3-17-01

MOST THREE-POINT FIELD GOALS

- 16 - Harvard vs. Vanderbilt, Mideast 1st, 3-15-96
 15 - Iowa St. vs. St. Francis (Pa.), Midwest 1st, 3-17-00
 14 - Xavier vs. Louisville, Mideast 1st, 3-16-01
 14 - Colorado St. vs. Maryland, East 1st, 3-17-01
 14 - Connecticut vs. Auburn, East 2nd, 3-23-04

FEWEST THREE-POINT FIELD GOALS

- 0 - 70 tied (Most recent: Texas Tech vs. Maine, Mideast 1st, 3-20-04; TCU vs. Temple, West 1st, 3-20-04; North Carolina vs. Middle Tennessee, East 1st, 3-21-04)

MOST THREE-POINT FIELD GOALS ATTEMPTED

- 52 - Alabama vs. Duke, East 2nd, 3-18-95
 41 - Alcorn St. vs. Notre Dame, Midwest 1st, 3-17-01
 34 - Alabama vs. Western Ky., Mideast 2nd, 3-21-92
 33 - Grambling vs. Vanderbilt, East 1st, 3-16-94
 33 - Santa Clara vs. Oregon, West 1st, 3-16-94
 32 - Four tied (Most recent: Florida vs. Washington, West 2nd, 3-18-01)

FEWEST THREE-POINT FIELD GOALS ATTEMPTED

- 0 - 22 teams (Most recent: Maryland vs. Appalachian St., East 1st, 3-14-90)

HIGHEST THREE-POINT FIELD GOAL PERCENTAGE (Min. six made)

- 87.5% (7-8) - Virginia Tech vs. Iowa, East 1st, 3-21-04
 85.7% (6-7) - Virginia vs. St. John's (N.Y.), East 2nd, 3-19-88
 77.8% (7-9) - Southwest Mo. St. vs. Oklahoma St., Midwest 1st, 3-17-93
 77.8% (7-9) - Vanderbilt vs. Harvard, Mideast 1st, 3-15-96
 76.9% (10-13) - Southern Methodist vs. DePaul, Mideast 1st, 3-15-96

LOWEST THREE-POINT FIELD GOAL PERCENTAGE (Min. 10 att.)

- 0.0% (0-14) - Southwest Mo. St. vs. Colorado, Midwest 2nd, 3-18-95
 0.0% (0-13) - Duke vs. San Francisco, Mideast 2nd, 3-18-96
 0.0% (0-13) - North Carolina vs. Middle Tennessee, East 1st, 3-21-04
 0.0% (0-10) - Southern Ill. vs. Mississippi, Midwest 2nd, 3-21-92
 0.0% (0-10) - Southern Miss. vs. Western Ky., East 2nd, 3-19-94
 7.1% (1-14) - Four tied (Most recent: Arizona St. vs. Vanderbilt, Midwest 2nd, 3-18-02)

MOST FREE THROWS

- 39 - Purdue vs. Washington, Midwest 1st, 3-14-98
 38 - Western Ky. vs. Oregon St., Mideast 2nd, 3-19-95
 38 - Colorado St. vs. Southwest Mo. St., West 2nd, 3-14-99
 37 - Oklahoma St. vs. DePaul, Midwest 1st, 3-13-91
 37 - North Carolina vs. Ga. Southern, East 1st, 3-16-94

FEWEST FREE THROWS

- 0 - Kentucky vs. Drake, Midwest 1st, 3-12-86
 0 - Oklahoma St. vs. Texas, Midwest 1st, 3-16-94
 0 - Fordham vs. Penn St., Midwest 1st, 3-16-94
 0 - Stephen F. Austin vs. Xavier, East 1st, 3-17-00
 0 - Villanova vs. St. Francis (Pa.), Mideast 1st, 3-23-03

MOST FREE THROWS ATTEMPTED

- 48 - North Carolina vs. Ga. Southern, East 1st, 3-16-94
 48 - Western Ky. vs. Oregon St., Mideast 2nd, 3-19-95
 48 - Alabama vs. Grambling, Midwest 1st, 3-12-99
 48 - Colorado St. vs. Southwest Mo. St., West 2nd, 3-14-99
 45 - South Carolina vs. Alabama, Midwest 1st, 3-16-88
 45 - Notre Dame vs. George Washington, Mideast 2nd, 3-19-00

FEWEST FREE THROWS ATTEMPTED

- 0 - Villanova vs. St. Francis (Pa.), Mideast 1st, 3-23-03
 1 - Kentucky vs. Drake, Midwest 1st, 3-12-86
 1 - St. Joseph's (Pa.) vs. Maryland, Mideast 2nd, 3-19-88
 1 - Oklahoma St. vs. Texas, Midwest 1st, 3-16-94
 1 - Fordham vs. Penn St., Midwest 1st, 3-16-94

HIGHEST FREE THROW PERCENTAGE (Min. 10 made)

- 100.0% (15-15) - Rhode Island vs. Oklahoma St., Midwest 1st, 3-15-96
 100.0% (14-14) - Virginia vs. Memphis, Mideast 2nd, 3-15-87
 100.0% (14-14) - Tennessee Tech vs. Texas Tech, Mideast 1st, 3-18-00
 100.0% (14-14) - Temple vs. Iowa St, Midwest 1st, 3-16-02
 100.0% (10-10) - Auburn vs. Penn St., Midwest 2nd, 3-19-00

LOWEST FREE THROW PERCENTAGE (Min. 10 att.)

- 26.7% (4-15) - Rutgers vs. Ohio St., East 2nd, 3-21-93
 29.4% (5-17) - Tennessee Tech vs. Louisiana Tech, Midwest 1st, 3-12-82

- 30.0% (3-19) - Connecticut vs. Vanderbilt, East 2nd, 3-21-92

- 30.8% (4-13) - Holy Cross vs. Ohio St., East 1st, 3-17-85

- 31.6% (6-19) - Western Ky. vs. Southern Miss., East 2nd, 3-19-94

MOST REBOUNDS

- 67 - Duke vs. Alabama, East 2nd, 3-18-95
 66 - Clemson vs. Providence, East 2nd, 3-16-91
 64 - Tennessee vs. South Carolina, Mideast 1st, 3-19-83
 64 - UCLA vs. Notre Dame, Midwest 1st, 3-18-92
 63 - Washington vs. Vanderbilt, West 1st, 3-15-97

FEWEST REBOUNDS

- 14 - Southwest Mo. St. vs. Maryland, Midwest 2nd, 3-20-93
 14 - Idaho St. vs. Vanderbilt, Midwest 1st, 3-17-01
 18 - Monmouth vs. Cheyney, East 1st, 3-18-83
 18 - Montana vs. Florida, West 1st, 3-14-98
 18 - Holy Cross vs. Duke, East 1st, 3-13-99
 18 - Wis.-Green Bay vs. Old Dominion, Midwest 1st, 3-18-00

LARGEST REBOUND MARGIN

- 42 - Cheyney (60) vs. Monmouth (18), East 1st, 3-18-83
 41 - Tennessee (64) vs. South Carolina (23), Mideast 1st, 3-19-83
 36 - Clemson (66) vs. Providence (30), East 2nd, 3-16-91
 35 - Connecticut (58) vs. Lehigh (23), Midwest 1st, 3-15-97
 35 - North Carolina St. (60) vs. Youngstown St. (25), East 2nd, 3-15-98

MOST ASSISTS (Since 1985)

- 35 - Stanford vs. Howard, West 1st, 3-15-97
 32 - Texas Tech vs. Grambling, Midwest 1st, 3-13-98
 31 - Tennessee vs. Tennessee Tech, Mideast 2nd, 3-15-87
 31 - Maryland vs. Appalachian St., East 1st, 3-14-90
 31 - Vanderbilt vs. Minnesota, East 2nd, 3-19-94
 31 - Tennessee vs. Florida A&M, Mideast 1st, 3-16-95

NOTE: Georgia vs. Louisville, Mideast 1st, 3-17-84, recorded 35 assists, Arizona St. vs. Georgia, Midwest 1st, 3-12-82, recorded 32 assists and Penn St. vs. North Carolina St., East 1st, 3-19-83, recorded 34 assists before it became an official statistic.

FEWEST ASSISTS (Since 1985)

- 3 - LSU vs. Southern Ill., Midwest 2nd, 3-15-87
 3 - Montana vs. Stanford, Midwest 2nd, 3-20-88
 3 - Marquette vs. Florida Int'l, Mideast 1st, 3-13-98
 3 - Austin Peay vs. Tennessee, Mideast 1st, 3-16-01
 3 - Hampton vs. Texas, West 1st, 3-23-03

NOTE: South Carolina St. vs. Tennessee, Mideast 1st, 3-19-83, and Middle Tenn. vs. Tennessee, Mideast 1st, 3-17-84, recorded two assists each before it became an official statistic.

MOST STEALS (Since 1988)

- 25 - Old Dominion vs. Tennessee Tech, East 1st, 3-12-99
 24 - Stephen F. Austin vs. Mississippi, Midwest 1st, 3-13-91
 23 - Tennessee vs. Radford, East 1st, 3-16-96
 22 - Tennessee vs. N.C. A&T, Mideast 1st, 3-16-94
 21 - Four tied (Most recent: Purdue vs. UC Santa Barb., Mideast 1st, 3-16-01)

MOST BLOCKED SHOTS (Since 1988)

- 15 - UNLV vs. Colorado, West 2nd, 3-18-89
 13 - North Carolina vs. Western Ill., West 1st, 3-16-95
 13 - Georgia vs. Louisville, Midwest 2nd, 3-19-95
 12 - Connecticut vs. Long Island, East 1st, 3-17-01
 12 - Old Dominion vs. Purdue, Mideast 2nd, 3-18-02
 12 - Tennessee vs. Colgate, Midwest 1st, 3-20-04

MOST TURNOVERS

- 34 - Mississippi vs. Stephen F. Austin, Midwest 1st, 3-13-91
 34 - Appalachian St. vs. Florida St., Mideast 1st, 3-13-91
 34 - Manhattan vs. Virginia, East 1st, 3-15-96
 34 - Howard vs. Connecticut, Mideast 1st, 3-16-96
 33 - Appalachian St. vs. Tennessee, East 1st, 3-13-99

FEWEST TURNOVERS

- 3 - Louisiana Tech vs. UC Santa Barb., East 1st, 3-15-02
 4 - South Carolina St. vs. La Salle, Mideast OR, 3-16-83
 5 - Stanford vs. Montana, West 2nd, 3-19-94

- 5 - Villanova vs. Drake, East 1st, 3-16-01
 5 - Chattanooga vs. Rutgers, Midwest 1st, 3-20-04
 5 - Houston vs. UC Santa Barb., East 2nd, 3-22-04

MOST PERSONAL FOULS

- 36 - Southwest Mo. St. vs. Colorado St., West, 2nd, 3-14-99
 35 - Florida St. vs. Mississippi, Mideast 1st, 3-18-83
 34 - Jackson St. vs. Middle Tenn., Midwest OR, 3-15-83
 33 - Four tied (Most recent: Washington vs. Purdue, Midwest 1st, 3-14-98)

FEWEST PERSONAL FOULS

- 4 - St. Francis (Pa.) vs. Villanova, Mideast 1st, 3-23-03
 6 - Penn St. vs. Fordham, Midwest 1st, 3-16-94
 7 - North Carolina St. vs. Mississippi St., Midwest 1st, 3-13-99
 7 - Minnesota vs. UNLV, Midwest 1st, 3-16-02
 7 - Chattanooga vs. Rutgers, Midwest 1st, 3-20-04

MOST DISQUALIFICATIONS

- 5 - Oregon St. vs. Western Ky., Mideast 2nd, 3-19-95
 4 - Alabama vs. South Carolina, Midwest 1st, 3-16-88
 4 - UC Santa Barb. vs. Stanford, West 2nd, 3-21-92
 4 - Old Dominion vs. Iowa, Mideast 2nd, 3-20-93
 4 - Rutgers vs. Western Ky., East 1st, 3-16-94
 4 - San Francisco vs. Southern California, Mideast 1st, 3-15-97
 4 - George Washington vs. Connecticut, East 2nd, 3-15-98
 4 - Rutgers vs. Georgia, Midwest 2nd, 3-24-03

East First- and Second-Round Game Records

Single Game, Individual

(OR = opening round; 1st = first round; 2nd = second round)

MOST POINTS

- 40 - Tamika Whitmore, Memphis vs. Youngstown St., 1st, 3-13-98




Photo courtesy of Duke Sports Information

Only three players have poured in more points in an East first- and second-round game than Duke's Alison Day. Day scored 37 in Duke's 1995 121-120 loss in quadruple overtime to Alabama.

- 39 - Kerry Bascom, Connecticut vs. Toledo, 2nd, 3-16-91

- 39 - Chamique Holdsclaw, Tennessee vs. Boston College, 2nd, 3-15-99

- 37 - Alison Day, Duke vs. Alabama, 2nd, 3-18-95

- 35 - Kim Foley, St. Joseph's (Pa.) vs. Vanderbilt, 1st, 3-15-89

- 35 - Dale Hodges, St. Joseph's (Pa.) vs. Long Beach St., 2nd, 3-19-89

- 35 - Diana Taurasi, Connecticut vs. TCU, 2nd, 3-25-03

MOST FIELD GOALS

- 17 - Tamika Whitmore, Memphis vs. Youngstown St., 1st, 3-13-98

- 15 - Chamique Holdsclaw, Tennessee vs. Boston College, 2nd, 3-15-99

- 14 - Rosetta Guilford, Cheyney vs. Monmouth, 1st, 3-18-83

- 14 - Mary K. Nordling, George Washington vs. Vermont, 1st, 3-18-92

- 14 - Alison Day, Duke vs. Alabama, 2nd, 3-18-95

- 14 - Danielle Crockrom, Baylor vs. Drake, 2nd, 3-17-02

MOST FIELD GOALS ATTEMPTED

- 28 - Jayne Daigle, Dartmouth vs. Monmouth, OR, 3-15-83

- 28 - Missy Dudley, James Madison vs. Ohio St., 2nd, 3-19-89

- 27 - Bridget Pettis, Florida vs. Virginia, 2nd, 3-21-93

- 27 - Niesha Johnson, Alabama vs. Duke, 2nd, 3-18-95

- 27 - Merlakia Jones, Florida vs. Virginia, 2nd, 3-18-95

HIGHEST FIELD GOAL PERCENTAGE**(Min. 10 made)**

- 100.0% (11-11) - Terry Carmichael, St. Joseph's (Pa.) vs. North Carolina St., 1st, 3-15-85

- 90.9% (10-11) - Chequita Wood, Maryland vs. Cheyney, 1st, 3-17-84

- 90.9% (10-11) - Kara Wolters, Connecticut vs. Auburn, 2nd, 3-20-94

- 90.9% (10-11) - Michelle Houseright, Virginia Tech vs. St. Peter's, 1st, 3-13-99

- 84.6% (11-13) - Shonda Deberry, Old Dominion vs. St. Joseph's (Pa.), 1st, 3-16-94

MOST THREE-POINT FIELD GOALS

- 7 - Monick Foote, Virginia vs. Florida, 2nd, 3-18-95

- 7 - Danielle Viglione, Texas vs. Southwest Mo. St., 1st, 3-16-96

- 7 - Laurie Koehn, Kansas St. vs. Notre Dame, 2nd, 3-25-03

- 6 - Erin Alexander, UC Santa Barb. vs. Tulane, 1st, 3-15-97

- 6 - Lindsay Yamasaki, Stanford vs. Maine, 1st, 3-12-99

- 6 - Cady Williams, Brigham Young vs. Oklahoma, 1st, 3-18-00

- 6 - Heather Haanen, Colorado St. vs. Maryland, 1st, 3-17-01

MOST THREE-POINT FIELD GOALS ATTEMPTED

- 18 - Niesha Johnson, Alabama vs. Duke, 2nd, 3-18-95

- 17 - Laurie Koehn, Kansas St. vs. Notre Dame, 2nd, 3-25-03

- 16 - Kim Mac Millan, Long Island vs. Connecticut, 1st, 3-17-01

- 16 - Brooke Lassiter, Louisiana Tech vs. UC Santa Barb., 1st, 3-15-02

- 15 - Bridget Pettis, Florida vs. Virginia, 2nd, 3-21-93

- 15 - Denise Goins, Grambling vs. Vanderbilt, 1st, 3-16-94

HIGHEST THREE-POINT FIELD GOAL PERCENTAGE (Min. five made)

- 100.0% (6-6) - Heather Haanen, Colorado St. vs. Maryland, 1st, 3-17-01

- 100.0% (5-5) - Donna Holt, Virginia vs. St. John's (N.Y.), 2nd, 3-19-88

- 100.0% (5-5) - Hillary Hager, Vanderbilt vs. Boston College, 2nd, 3-24-03

- 87.5% (7-8) - Danielle Viglione, Texas vs. Southwest Mo. St., 1st, 3-16-96

- 83.3% (5-6) - Jackie Campbell, Colorado St. vs. Maryland, 1st, 3-17-01

- 83.3% (5-6) - Rachel Stockdale, North Carolina St. vs. Auburn, 1st, 3-21-04

MOST FREE THROWS

- 15 - Patty Stoffey, Loyola (Md.) vs. Oklahoma, 1st, 3-16-95

- 14 - Beth Morgan, Notre Dame vs. Texas, 2nd, 3-17-97

- 13 - Jane Roman, Toledo vs. Rutgers, 1st, 3-13-91

- 12 - Tonya Cardoza, Virginia vs. West Virginia, 2nd, 3-19-89

- 12 - Tracy Lis, Providence vs. Fairfield, 1st, 3-13-91

- 12 - Dena Evans, Virginia vs. Florida, 2nd, 3-21-93

- 12 - Paige Sauer, Connecticut vs. George Washington, 2nd, 3-15-98

MOST FREE THROWS ATTEMPTED

- 18 - Beth Morgan, Notre Dame vs. Texas, 2nd, 3-17-97

- 16 - Patty Stoffey, Loyola (Md.) vs. Oklahoma, 1st, 3-16-95

- 15 - Tonya Cardoza, Virginia vs. West Virginia, 2nd, 3-19-89

- 15 - Tracy Lis, Providence vs. Fairfield, 1st, 3-13-91

- 15 - Dena Evans, Virginia vs. Florida, 2nd, 3-21-93

HIGHEST FREE THROW PERCENTAGE**(Min. 10 made)**

- 100.0% (11-11) - Katie Smith, Ohio St. vs. Memphis, 1st, 3-16-96

- 100.0% (11-11) - Sheana Mosch, Duke vs. Western Ky., 2nd, 3-20-00

- 100.0% (10-10) - Laurie Carter, Virginia vs. St. John's (N.Y.), 2nd, 3-19-88

- 100.0% (10-10) - Keeta Matthews, Memphis vs. Ohio St., 1st, 3-16-96

- 100.0% (10-10) - Karen Blair, Southern Methodist vs. Virginia, 1st, 3-13-98

- 100.0% (10-10) - Mery Andrade, Old Dominion vs. Nebraska, 2nd, 3-15-98

- 100.0% (10-10) - Courtney Mix, Villanova vs. North Carolina St., 2nd, 3-18-01

MOST REBOUNDS

- 20 - Brigitte Combs, Western Ky. vs. West Virginia, 1st, 3-15-89

- 20 - Tandreia Green, Western Ky. vs. West Virginia, 1st, 3-15-89

- 19 - Anne Donovan, Old Dominion vs. St. Peter's, 1st, 3-13-82

- 19 - Debra Walker, Cheyney vs. Monmouth, 1st, 3-18-83

- 19 - Jackie Farmer, Clemson vs. Providence, 2nd, 3-16-91

MOST ASSISTS (Since 1985)

- 17 - Suzie McConnell, Penn St. vs. North Caro., 1st, 3-17-85

- 15 - Ticha Penicheiro, Old Dominion vs. St. Francis (Pa.), 1st, 3-13-98

- 15 - Sheila Lambert, Baylor vs. Drake, 2nd, 3-17-02

- 14 - Shanya Evans, Providence vs. James Madison, 1st, 3-15-89

- 14 - Niesha Johnson, Alabama vs. Duke, 2nd, 3-18-95

NOTE: Anne Troyan, Penn St. vs. North Carolina St., 1st, 3-19-83, recorded 19 assists before it became an official statistic.

MOST STEALS (Since 1988)

- 14 - Ticha Penicheiro, Old Dominion vs. St. Francis (Pa.), 1st, 3-13-98

- 10 - Natalie Diaz, Old Dominion vs. Maine, 2nd, 3-14-99

- 7 - Ticha Penicheiro, Old Dominion vs. Holy Cross, 1st, 3-16-96

- 7 - Allison Feaster, Harvard vs. North Carolina, 1st, 3-14-97

- 6 - 13 tied (Most recent: Shawntinice Polk, Arizona vs. Notre Dame, 1st, 3-23-03)

MOST BLOCKED SHOTS (Since 1988)

- 9 - Meribeth Feenstra, Liberty vs. Georgia, 1st, 3-16-01

- 8 - Tajama Abraham, George Washington vs. Northwestern, 1st, 3-15-97

- 7 - Tajama Abraham, George Washington vs. Maine, 1st, 3-15-96

- 6 - Heidi Gillingham, Vanderbilt vs. Minnesota, 2nd, 3-19-94

- 6 - Amanda Brown, Penn St. vs. Hampton, 1st, 3-21-04

NOTE: Anne Donovan, Old Dominion vs. St. Peter's, 1st, 3-13-82, recorded eight blocked shots before it became an official statistic.

Single Game, Team

MOST POINTS

- 121 - Alabama vs. Duke (120), 2nd, 3-18-95

- 120 - Duke vs. Alabama (121), 2nd, 3-18-95

- 105 - Connecticut vs. Hampton (45), 1st, 3-17-00

- 113 - Tennessee vs. Appalachian St. (54) 1st, 3-13-99

- 107 - Cheyney vs. Monmouth (35), 1st, 3-18-83

MOST POINTS IN ONE HALF

- 65 - Connecticut vs. Hampton, 1st Half, 1st, 3-17-00
- 61 - Cheyney vs. Monmouth, 1st Half, 1st, 3-18-83
- 61 - Western Ky. vs. Rutgers, 2nd Half, 1st, 3-16-94
- 60 - Tennessee vs. Appalachian St., 2nd Half, 1st, 3-13-99
- 56 - Maryland vs. Appalachian St., 2nd Half, 1st, 3-14-90

FEWEST POINTS

- 29 - Long Island vs. Connecticut, 1st, 3-17-01
- 35 - Monmouth vs. Cheyney (107), 1st, 3-18-83
- 36 - Oklahoma vs. Louisiana Tech (48), 2nd, 3-18-95
- 38 - Southwest Tex. St. vs. Texas (66), 1st, 3-15-97
- 39 - St. Francis (Pa.) vs. Old Dominion (92), 1st, 3-13-98

FEWEST POINTS IN ONE HALF

- 10 - Long Island vs. Connecticut, 2nd Half, 1st, 3-17-01
- 12 - Michigan St. vs. TCU, 1st Half, 1st, 3-23-03
- 13 - Oklahoma vs. Louisiana Tech, 2nd Half, 2nd, 3-18-95
- 14 - Campbell vs. Duke, 1st Half, 1st, 3-18-00
- 14 - Stephen F. Austin vs. LSU, 2nd Half, 2nd, 3-19-00
- 14 - Hampton vs. Penn St., 1st Half, 1st, 3-21-04

LARGEST WINNING MARGIN

- 72 - Cheyney (107) vs. Monmouth (35), 1st, 3-18-83
- 72 - Connecticut (101) vs. Long Island (29), 1st, 3-17-01
- 71 - Connecticut (116) vs. Hampton (45), 1st, 3-17-00
- 59 - Tennessee (113) vs. Appalachian St. (54), 1st, 3-13-99
- 53 - Old Dominion (92) vs. St. Francis (Pa.) (39), 1st, 3-13-98

MOST POINTS SCORED BY LOSING TEAM

- 120 - Duke vs. Alabama (121), 2nd, 3-18-95
- 91 - Providence vs. Clemson (103), 2nd, 3-16-91
- 87 - Fairfield vs. Providence (88), 1st, 3-13-91
- 85 - Grambling vs. Vanderbilt (95), 1st, 3-16-94
- 85 - Vanderbilt vs. Boston College (86), 2nd, 3-24-03

MOST FIELD GOALS

- 48 - Duke vs. Alabama, 2nd, 3-18-95
- 47 - Maryland vs. Appalachian St., 1st, 3-14-90
- 44 - Cheyney vs. Monmouth, 1st, 3-18-83
- 44 - Alabama vs. Duke, 2nd, 3-18-95
- 44 - Tennessee vs. Appalachian St., 1st, 3-13-99
- 44 - Connecticut vs. Hampton, 1st, 3-17-00
- 44 - Connecticut vs. Hampton, 1st, 3-17-00
- 44 - Connecticut vs. Long Island, 1st, 3-17-01

FEWEST FIELD GOALS

- 10 - Clemson vs. Connecticut, 2nd, 3-19-00
- 10 - Long Island vs. Connecticut, 1st, 3-17-01
- 12 - Northwestern vs. George Washington, 1st, 3-15-97
- 12 - Indiana vs. TCU, 1st, 3-15-02
- 12 - Colorado vs. UC Santa Barb., 1st, 3-20-04

MOST FIELD GOALS ATTEMPTED

- 114 - Alabama vs. Duke, 2nd, 3-18-95
- 93 - Duke vs. Alabama, 2nd, 3-18-95
- 84 - Tennessee vs. Radford, 1st, 3-16-96
- 83 - Penn St. vs. Old Dominion, 1st, 3-16-84
- 81 - Stephen F. Austin vs. Kansas St., 1st, 3-13-82

FEWEST FIELD GOALS ATTEMPTED

- 38 - George Washington vs. Virginia, 2nd, 3-17-96
- 42 - Xavier vs. Stephen F. Austin, 1st, 3-17-00
- 42 - Colorado vs. UC Santa Barb., 1st, 3-20-04
- 43 - James Madison vs. Virginia, 2nd, 3-15-86
- 43 - Western Ky. vs. St. Joseph's (Pa.), 2nd, 3-16-86
- 43 - Miami (Fla.) vs. North Carolina, 2nd, 3-21-92
- 43 - St. Peter's vs. Miami (Fla.), 1st, 3-17-93
- 43 - Manhattan vs. Virginia, 1st, 3-15-96
- 43 - Maine vs. Old Dominion, 2nd, 3-14-99
- 43 - North Carolina St. vs. Villanova, 2nd, 3-18-01

HIGHEST FIELD GOAL PERCENTAGE

- 71.0% (44-62) - Connecticut vs. Hampton, 1st, 3-17-00
- 67.4% (29-43) - Western Ky. vs. St. Joseph's (Pa.), 2nd, 3-16-86
- 67.2% (39-58) - Penn St. vs. North Carolina St., 1st, 3-19-83
- 66.1% (39-59) - North Carolina St. vs. Maine, 1st, 3-13-98
- 65.1% (28-43) - Miami (Fla.) vs. North Carolina, 2nd, 3-21-92

LOWEST FIELD GOAL PERCENTAGE

- 15.4% (10-65) - Long Island vs. Connecticut, 1st, 3-17-01
- 20.4% (10-49) - Clemson vs. Connecticut, 2nd, 3-19-00
- 22.2% (12-54) - Northwestern vs. George Washington, 1st, 3-15-97
- 23.3% (17-73) - Arizona vs. Notre Dame, 1st, 3-23-03
- 23.5% (12-51) - Indiana vs. TCU, 1st, 3-15-02

MOST THREE-POINT FIELD GOALS

- 14 - Colorado St. vs. Maryland, 1st, 3-17-01
- 14 - Connecticut vs. Auburn, 2nd, 3-23-04
- 13 - Brigham Young vs. Oklahoma, 1st, 3-18-00
- 11 - Nine tied (Most recent: Connecticut vs. Boston U., 1st, 3-23-03; Harvard vs. Kansas St., 1st, 3-23-03)

FEWEST THREE-POINT FIELD GOALS

- 0 - 20 teams (Most recent: North Carolina vs. Middle Tennessee, 1st, 3-21-04)

MOST THREE-POINT FIELD GOALS ATTEMPTED

- 52 - Alabama vs. Duke, 2nd, 3-18-95
- 33 - Grambling vs. Vanderbilt, 1st, 3-16-94
- 32 - Stanford vs. Maine, 1st, 3-12-99
- 31 - Harvard vs. Kansas St., 1st, 3-23-03
- 30 - Kansas St. vs. Notre Dame, 2nd, 3-25-03

FEWEST THREE-POINT FIELD GOALS ATTEMPTED

- 0 - Villanova vs. Wake Forest, 1st, 3-16-88
- 0 - Wake Forest vs. Tennessee, 2nd, 3-19-88
- 0 - Maryland vs. Appalachian St., 1st, 3-14-90
- 1 - Wake Forest vs. Villanova, 1st, 3-16-88
- 1 - Clemson vs. Manhattan, 1st, 3-14-90
- 1 - Miami (Fla.) vs. North Carolina, 2nd, 3-21-92

HIGHEST THREE-POINT FIELD GOAL PERCENTAGE (Min. six made)

- 87.5% (7-8) - Virginia Tech vs. Iowa, 1st, 3-21-04
- 85.7% (6-7) - Virginia vs. St. John's (N.Y.), 2nd, 3-19-88
- 72.7% (8-11) - Purdue vs. Virginia Tech, 2nd, 3-24-03
- 64.3% (9-14) - George Washington vs. Maine, 1st, 3-15-96
- 64.3% (9-14) - Virginia Tech vs. Auburn, 2nd, 3-15-99
- 64.3% (9-14) - Connecticut vs. Hampton, 1st, 3-17-00

LOWEST THREE-POINT FIELD GOAL PERCENTAGE (Min. 10 att.)

- 0.0% (0-13) - North Carolina vs. Middle Tennessee, 1st, 3-21-04
- 0.0% (0-10) - Southern Miss. vs. Western Ky., 2nd, 3-19-94
- 8.0% (2-25) - Arizona vs. Notre Dame, 1st, 3-23-03
- 8.3% (1-12) - Louisiana Tech vs. Oklahoma, 2nd, 3-18-95
- 8.3% (1-12) - Hampton vs. Penn St., 1st, 3-21-04

MOST FREE THROWS

- 37 - North Carolina vs. Ga. Southern, 1st, 3-16-94
- 31 - Virginia vs. George Washington, 2nd, 3-22-92
- 30 - Miami (Fla.) vs. North Carolina, 2nd, 3-21-92
- 30 - Connecticut vs. George Washington, 2nd, 3-15-98
- 28 - Three tied (Most recent: Old Dominion vs. Nebraska, 2nd, 3-15-98)

FEWEST FREE THROWS

- 0 - Stephen F. Austin vs. Xavier, 1st, 3-17-00
- 1 - La Salle vs. Villanova, 1st, 3-12-86
- 2 - Villanova vs. Rutgers, 2nd, 3-15-86
- 2 - Stephen F. Austin vs. LSU, 2nd, 3-19-00
- 2 - Connecticut vs. Long Island, 1st, 3-17-01
- 2 - Virginia Tech vs. Purdue, 2nd, 3-24-03

MOST FREE THROWS ATTEMPTED

- 48 - North Carolina vs. Ga. Southern, 1st, 3-16-94
- 42 - Virginia vs. George Washington, 2nd, 3-17-96
- 41 - Connecticut vs. George Washington, 2nd, 3-15-98
- 39 - Miami (Fla.) vs. North Carolina, 2nd, 3-21-92
- 39 - Virginia vs. George Washington, 2nd, 3-22-92

FEWEST FREE THROWS ATTEMPTED

- 3 - La Salle vs. Villanova, 1st, 3-12-86
- 3 - Villanova vs. Rutgers, 2nd, 3-15-86
- 3 - Stephen F. Austin vs. Xavier, 1st, 3-17-00
- 4 - St. Joseph's (Pa.) vs. North Carolina St., 1st, 3-17-85
- 4 - St. Joseph's (Pa.) vs. Western Ky., 2nd, 3-16-86
- 4 - Connecticut vs. Long Island, 1st, 3-17-01

HIGHEST FREE THROW PERCENTAGE**(Min. 10 made)**

- 95.7% (22-23) - Tennessee vs. Wake Forest, 2nd, 3-19-88
- 95.2% (20-21) - Fairfield vs. Providence, 1st, 3-13-91
- 94.4% (17-18) - Toledo vs. Connecticut, 2nd, 3-16-91
- 93.3% (14-15) - Baylor vs. Bucknell, 1st, 3-15-02
- 93.3% (14-15) - Boston College vs. Old Dominion, 1st, 3-22-03
- 93.3% (14-15) - Middle Tennessee vs. North Carolina, 1st, 3-21-04

LOWEST FREE THROW PERCENTAGE**(Min. 10 att.)**

- 26.7% (4-15) - Rutgers vs. Ohio St., 2nd, 3-21-93
- 30.0% (3-10) - Connecticut vs. Vanderbilt, 2nd, 3-21-92
- 30.8% (4-13) - Holy Cross vs. Ohio St., 1st, 3-17-85
- 31.6% (6-19) - Western Ky. vs. Southern Miss., 2nd, 3-19-94
- 33.3% (4-12) - Oklahoma vs. Louisiana Tech, 2nd, 3-18-95

MOST REBOUNDS

- 67 - Duke vs. Alabama, 2nd, 3-18-95
- 66 - Clemson vs. Providence, 2nd, 3-16-91
- 60 - Cheyney vs. Monmouth, 1st, 3-18-83
- 60 - Western Ky. vs. West Virginia, 1st, 3-15-89
- 60 - Louisiana Tech vs. Oklahoma, 2nd, 3-18-95
- 60 - North Carolina St. vs. Youngstown St., 2nd, 3-15-98

FEWEST REBOUNDS

- 18 - Monmouth vs. Cheyney, 1st, 3-18-83
- 18 - Holy Cross vs. Duke, 1st, 3-13-99
- 19 - Maryland vs. Cheyney, 1st, 3-17-84
- 19 - Maine vs. North Carolina St., 1st, 3-13-98
- 19 - Tulane vs. St. Joseph's 1st, 3-13-99

LARGEST REBOUND MARGIN

- 42 - Cheyney (60) vs. Monmouth (18), 1st, 3-18-83
- 36 - Clemson (66) vs. Providence (30), 2nd, 3-16-91
- 35 - North Carolina St. (60) vs. Youngstown St. (25), 2nd, 3-15-98
- 31 - Western Ky. (60) vs. West Virginia (29), 1st, 3-15-89
- 29 - Cheyney (48) vs. Maryland (19), 1st, 3-17-84

MOST ASSISTS (Since 1985)

- 31 - Maryland vs. Appalachian St., 1st, 3-14-90
- 31 - Vanderbilt vs. Minnesota, 2nd, 3-19-94
- 30 - Connecticut vs. Hampton, 1st, 3-17-00
- 28 - Old Dominion vs. Syracuse, 1st, 3-16-85



Photo courtesy of Penn State Sports Information

Penn State's Amanda Brown (15) rejected six shots in an East first-round game against Hampton last season to rank among single-game individual leaders in most blocked shots. Penn State's total of 11 blocked shots in that game was one short of tying the East first- and second-round team record for most blocked shots.

- 28 - Penn St. vs. North Carolina, 1st, 3-17-85
28 - Tennessee vs. Wake Forest, 2nd, 3-19-88

NOTE: Penn St. vs. North Carolina St., 1st, 3-19-83, recorded 34 assists before it became an official statistic.

FEWEST ASSISTS (Since 1985)

- 4 - Connecticut vs. Vanderbilt, 2nd, 3-21-92
4 - Auburn vs. Connecticut, 2nd, 3-20-94
4 - Clemson vs. Connecticut, 2nd, 3-19-00
4 - Long Island vs. Connecticut, 1st, 3-17-01
4 - Georgia St. vs. Louisiana Tech, 1st, 3-17-01
4 - TCU vs. Louisiana Tech, 2nd, 3-19-01

MOST STEALS (Since 1988)

- 25 - Old Dominion vs. Tennessee Tech, 1st, 3-12-99
23 - Tennessee vs. Radford, 1st, 3-16-96
21 - Oklahoma vs. Loyola (Md.), 1st, 3-16-95
20 - Tennessee vs. Appalachian St., 1st, 3-13-99
20 - Old Dominion vs. Maine, 2nd, 3-14-99

MOST BLOCKED SHOTS (Since 1988)

- 12 - Connecticut vs. Long Island, 1st, 3-17-01
11 - Liberty vs. Georgia, 1st, 3-16-01
11 - TCU vs. Michigan St., 1st, 3-23-03
11 - Penn St. vs. Hampton, 1st, 3-21-04
11 - Virginia Tech vs. Iowa, 1st, 3-21-04

MOST TURNOVERS

- 34 - Manhattan vs. Virginia, 1st, 3-15-96
33 - Appalachian St. vs. Tennessee, 1st, 3-13-99
32 - Tennessee St. vs. Southern Miss., 1st, 3-16-94
32 - Loyola (Md.) vs. Oklahoma, 1st, 3-16-95
32 - Tennessee Tech vs. Old Dominion, 1st, 3-12-99

FEWEST TURNOVERS

- 3 - Louisiana Tech vs. UC Santa Barb., 1st, 3-15-02
5 - Villanova vs. Drake, 1st, 3-16-01
5 - Houston vs. UC Santa Barb., 2nd, 3-22-04
6 - Old Dominion vs. St. Francis (Pa.), 1st, 3-13-98
7 - Western Ky. vs. Marquette, 1st, 3-18-00

MOST PERSONAL FOULS

- 30 - Old Dominion vs. North Carolina, 1st, 3-18-92
30 - North Carolina vs. Miami (Fla.), 2nd, 3-21-92
30 - George Washington vs. Virginia, 2nd, 3-22-92
29 - Six tied (Most recent: Rutgers vs. Western Ky., 1st, 3-16-94)

FEWEST PERSONAL FOULS

- 8 - George Washington vs. Vermont, 1st, 3-18-92
8 - Long Island vs. Connecticut, 1st, 3-17-01
9 - 12 tied (Most recent: Middle Tennessee vs. North Carolina, 1st, 3-21-04; Auburn vs. North Carolina St., 1st, 3-21-04)

MOST DISQUALIFICATIONS

- 4 - Rutgers vs. Western Ky., 1st, 3-16-94
4 - George Washington vs. Connecticut, 2nd, 3-15-98
3 - Seven tied (Most recent: Harvard vs. Kansas St., 1st, 3-23-03)




Photo courtesy of Mississippi Sports Information

Jennifer Gillom was perfect at the free-throw line against Southern Mississippi March 15, 1985. Gillom hit 10 charity shots to help Mississippi win 81-68 in the first round.

Mideast First- and Second-Round Games Records

Single Game, Individual

(OR = opening round; 1st = first round; 2nd = second round)

MOST POINTS

- 43 - Barbara Kennedy, Clemson vs. Penn St., 1st, 3-12-82
39 - Sheri Sam, Vanderbilt vs. Harvard, 1st, 3-15-96
38 - Connie Swift, Tennessee St. vs. Oregon St., 1st, 3-17-95
36 - Shameka Christon, Arkansas vs. Clemson, 1st, 3-15-02
35 - Clarisse Machanguana, Old Dominion vs. Liberty, 1st, 3-14-97
35 - Murriel Page, Florida vs. Southern California, 2nd, 3-17-97

MOST FIELD GOALS

- 20 - Barbara Kennedy, Clemson vs. Penn St., 1st, 3-12-82
15 - Sheri Sam, Vanderbilt vs. Harvard, 1st, 3-15-96
15 - Clarisse Machanguana, Old Dominion vs. Liberty, 1st, 3-14-97
15 - Chamique Holdsclaw, Tennessee vs. Western Ky., 2nd, 3-16-98
14 - Five tied (Most recent: Murriel Page, Florida vs. Southern California, 2nd, 3-17-97)

MOST FIELD GOALS ATTEMPTED

- 32 - Barbara Kennedy, Clemson vs. Penn St., 1st, 3-12-82
30 - Cheryl Taylor, Tennessee Tech vs. Tennessee, 2nd, 3-15-87
30 - Carolyn Aldridge, Tennessee St. vs. Oregon St., 1st, 3-17-95
27 - Chamique Holdsclaw, Tennessee vs. Western Ky., 2nd, 3-16-98
26 - Kelly Mazzante, Penn St. vs. Florida Int'l, 2nd, 3-17-02

HIGHEST FIELD GOAL PERCENTAGE (Min. 10 made)

- 100.0% (10-10) - Jessica Davenport, Ohio St. vs. West Virginia, 1st, 3-20-04
91.7% (11-12) - Alben Branzova, Florida Int'l vs. Old Dominion, 1st, 3-16-95
90.9% (10-11) - Vickie Johnson, Louisiana Tech vs. Mississippi, 2nd, 3-19-94
85.7% (12-14) - Tracey Hall, Ohio St. vs. Syracuse, 2nd, 3-20-88
85.7% (12-14) - Nikita Lowry, Ohio St. vs. Syracuse, 2nd, 3-20-88
85.7% (12-14) - Lisa Leslie, Southern California vs. Portland, 1st, 3-16-94
85.7% (12-14) - Amanda Wilson, Louisiana Tech vs. St. Peter's, 1st, 3-14-97

MOST THREE-POINT FIELD GOALS

- 6 - Eight tied (Most recent: Brooke Armistead, Austin Peay vs. North Carolina, 1st, 3-22-03; Kate Fagan, Colorado vs. Brigham Young, 1st, 3-22-03; Katie Davis, Villanova vs. George Washington, 2nd, 3-25-03)

MOST THREE-POINT FIELD GOALS ATTEMPTED

- 17 - Carolyn Aldridge, Tennessee St. vs. Oregon St., 1st, 3-17-95
15 - Christy Thomaskutty, Tulane vs. Texas Tech, 1st, 3-16-95
14 - Karen Healey, Temple vs. Auburn, 2nd, 3-19-89
13 - Jill Morton, Louisville vs. Illinois, 1st, 3-12-99
13 - India Lewis, Arkansas vs. Kansas St., 2nd, 3-17-02
13 - Kate Bulger, West Virginia vs. Ohio St., 1st, 3-20-04

HIGHEST THREE-POINT FIELD GOAL PERCENTAGE (Min. four made)

- 100.0% (5-5) - Karen Middleton, South Carolina vs. Northwestern, 2nd, 3-17-90
100.0% (4-4) - Melody Howard, Southwest Mo. St. vs. Tennessee Tech, 1st, 3-13-91
100.0% (4-4) - Krista Reinking, Illinois vs. Wis.-Green Bay, 1st, 3-14-98

- 83.3% (5-6) - Cathy Joens, George Washington vs. Oklahoma, 1st, 3-23-03
80.0% (4-5) - Five tied (Most recent: Sabrina Scott, Colorado vs. Brigham Young, 1st, 3-22-03)

MOST FREE THROWS

- 15 - Tracy Reid, North Carolina vs. Howard, 1st, 3-13-98
15 - Nicole Ohlde, Kansas St. vs. Valparaiso, 1st, 3-21-04
14 - Connie Swift, Tennessee St. vs. Oregon St., 1st, 3-17-95
14 - Cindy Blodgett, Maine vs. LSU, 1st, 3-15-97
14 - Marie Ferdinand, LSU vs. Purdue, 2nd, 3-18-01

MOST FREE THROWS ATTEMPTED

- 21 - Nicole Ohlde, Kansas St. vs. Valparaiso, 1st, 3-21-04
19 - Tracy Reid, North Carolina vs. Howard, 1st, 3-13-98
19 - Lucienne Berthieu, Old Dominion vs. Georgia, 1st, 3-16-02
18 - Maureen Holohan, Northwestern vs. Georgia Tech, 1st, 3-17-93
18 - Marie Ferdinand, LSU vs. Purdue, 2nd, 3-18-01

HIGHEST FREE THROW PERCENTAGE (Min. 10 made)

- 100.0% (14-14) - Connie Swift, Tennessee St. vs. Oregon St., 1st, 3-17-95
100.0% (14-14) - Cindy Blodgett, Maine vs. LSU, 1st, 3-15-97
100.0% (10-10) - Jennifer Gillom, Mississippi vs. Southern Miss., 1st, 3-15-85
100.0% (10-10) - Jennifer Phillips, Xavier vs. Clemson, 2nd, 3-18-01
100.0% (10-10) - Lindsay Whalen, Minnesota vs. Kansas St., 2nd, 3-23-04

MOST REBOUNDS

- 22 - Daedra Charles, Tennessee vs. Southwest Mo. St., 2nd, 3-16-91
18 - Pearl Wells, South Carolina St. vs. La Salle, OR, 3-16-83
18 - Sharon Gilmore, South Carolina vs. Middle Tenn., 1st, 3-12-86
18 - Sharon Stewart, Auburn vs. Penn St., 2nd, 3-20-88
18 - Janel McCarville, Minnesota vs. Kansas St., 2nd, 3-23-04

MOST ASSISTS (Since 1985)

- 16 - MacChelle Joseph, Purdue vs. Northern Ill., 2nd, 3-22-92
15 - Tabitha Truesdale, Texas Tech vs. Tulane, 1st, 3-16-95
14 - Andrea Nagy, Florida Int'l vs. Old Dominion, 1st, 3-16-95
14 - Jess Strom, Penn St. vs. Florida Int'l, 2nd, 3-17-02
13 - Debbie Black, St. Joseph's (Pa.) vs. Bowling Green, 1st, 3-16-88
13 - Veronica Ross, DePaul vs. Western Ky., 1st, 3-14-90

MOST STEALS (Since 1988)

- 8 - Joy Holmes, Purdue vs. Vanderbilt, 2nd, 3-17-91
8 - Kelly Komara, Purdue vs. Old Dominion, 2nd, 3-18-02
7 - Laurie Aaron, Iowa vs. Old Dominion, 2nd, 3-20-93
7 - Nikki McCray, Tennessee vs. Northwestern, 2nd, 3-20-93
6 - 10 tied (Most recent: Nicole Levandusky, Xavier vs. Louisville, 1st, 3-16-01; Katie Douglas, Purdue vs. UC Santa Barb., 1st, 3-16-01; Noria Fornis, Clemson vs. Xavier, 2nd, 3-18-01)

NOTE: Stephanie Edwards, Louisville vs. Georgia, 1st, 3-17-84, recorded 10 steals before it became an official statistic.

MOST BLOCKED SHOTS (Since 1988)

- 7 - Getlonda Hardin, Austin Peay vs. Tennessee, 1st, 3-16-01
6 - LaTonya Johnson, Rutgers vs. Vanderbilt, 1st, 3-14-90
6 - Angela Gorsica, Vanderbilt vs. Wisconsin, 2nd, 3-17-96
6 - Ugo Oha, George Washington vs. Oklahoma, 1st, 3-23-03
5 - 14 tied (Most recent: Jessica Davenport, Ohio St. vs. West Virginia, 1st, 3-20-04; Alison Bales, Duke vs. Northwestern St., 1st, 3-21-04)

NOTE: Jonelle Polk, Illinois vs. Bowling Green, 1st, 3-11-87, recorded 6 blocked shots before it became an official statistic.

Single Game, Team

MOST POINTS

- 116 - Ohio St. vs. Syracuse (75), 2nd, 3-20-88
- 112 - Georgia vs. Louisville (69), 1st, 3-17-84
- 111 - Tennessee vs. N.C. A&T (37), 1st, 3-16-94
- 103 - Georgia vs. Illinois (64), 2nd, 3-15-86
- 103 - Duke vs. Northwestern St. (51), 1st, 3-21-04

MOST POINTS IN ONE HALF

- 63 - Georgia vs. Louisville, 2nd Half, 1st, 3-17-84
- 63 - Ohio St. vs. Syracuse, 2nd Half, 2nd, 3-20-88
- 60 - Alabama vs. Tennessee Tech, 2nd Half, 1st, 3-18-92
- 60 - Vanderbilt vs. Harvard, 2nd Half, 1st, 3-15-96
- 59 - Tennessee vs. N.C. A&T, 1st Half, 1st, 3-16-94
- 59 - Connecticut vs. St. Francis (Pa.), 1st Half, 1st, 3-12-99

FEWEST POINTS

- 33 - Holy Cross vs. Penn St., 1st, 3-23-03
- 36 - St. Francis (Pa.) vs. Villanova, 1st, 3-23-03
- 37 - N.C. A&T vs. Tennessee (111), 1st, 3-16-94
- 37 - St. Francis (Pa.) vs. Connecticut, 1st, 3-16-02
- 38 - Furman vs. Tennessee (90), 1st, 3-18-00

FEWEST POINTS IN ONE HALF

- 13 - Florida A&M vs. Clemson, 1st Half, 1st, 3-13-99
- 13 - St. Francis (Pa.) vs. Villanova, 2nd Half, 1st, 3-23-03
- 14 - Florida Int'l vs. Tennessee, 1st Half, 2nd, 3-18-95
- 14 - Furman vs. Tennessee, 1st Half, 1st, 3-18-00
- 15 - Austin Peay vs. Purdue, 1st Half, 1st, 3-16-02
- 15 - Alabama St. vs. Tennessee, 2nd Half, 1st, 3-22-03

LARGEST WINNING MARGIN

- 74 - Tennessee (111) vs. N.C. A&T (37), 1st, 3-16-94
- 52 - Tennessee (90) vs. Furman (38), 1st, 3-18-00
- 52 - Tennessee (95) vs. Alabama St. (43), 1st, 3-22-03
- 52 - Duke (103) vs. Northwestern St. (51), 1st, 3-21-04
- 51 - Connecticut (97) vs. St. Francis (Pa.) (46), 1st, 3-12-99

MOST POINTS SCORED BY LOSING TEAM

- 87 - Tennessee Tech vs. Alabama (100), 1st, 3-18-92
- 85 - La Salle vs. Penn St. (86), 1st, 3-16-88
- 84 - Xavier vs. Connecticut (86), 2nd, 3-14-99
- 83 - Middle Tenn. vs. Western Ky. (90), 1st, 3-17-85
- 83 - Harvard vs. Vanderbilt (100), 1st, 3-15-96

MOST FIELD GOALS

- 50 - Georgia vs. Louisville, 1st, 3-17-84
- 45 - Ohio St. vs. Syracuse, 2nd, 3-20-88
- 44 - Old Dominion vs. Liberty, 1st, 3-14-97
- 42 - Alabama vs. Ga. Southern, 1st, 3-17-93
- 42 - Connecticut vs. St. Francis (Pa.), 1st, 3-12-99

FEWEST FIELD GOALS

- 13 - Furman vs. Tennessee, 1st, 3-18-00
- 13 - Austin Peay vs. Tennessee, 1st, 3-16-01
- 13 - Holy Cross vs. Penn St., 1st, 3-23-03
- 14 - Tennessee Tech vs. Auburn, 2nd, 3-18-90
- 15 - St. Francis (Pa.) vs. Connecticut, 1st, 3-12-99
- 15 - St. Francis (Pa.) vs. Connecticut, 1st, 3-16-02
- 15 - St. Francis (Pa.) vs. Villanova, 1st, 3-23-03

MOST FIELD GOALS ATTEMPTED

- 87 - Georgia vs. Louisville, 1st, 3-17-84
- 87 - Alabama vs. Ga. Southern, 1st, 3-17-93
- 87 - Georgia Tech vs. Northwestern, 1st, 3-17-93
- 87 - Old Dominion vs. Liberty, 1st, 3-14-97
- 83 - Harvard vs. Vanderbilt, 1st, 3-15-96
- 83 - Tennessee vs. Liberty, 1st, 3-14-98

FEWEST FIELD GOALS ATTEMPTED

- 40 - Vanderbilt vs. Iowa, 2nd, 3-17-90
- 40 - Iowa St. vs. Rutgers, 2nd, 3-16-98
- 41 - Tulane vs. Texas Tech, 2nd, 3-20-00
- 41 - Xavier vs. Clemson, 2nd, 3-18-01
- 43 - Iowa St. vs. Kent St., 1st, 3-14-98

HIGHEST FIELD GOAL PERCENTAGE

- 66.2% (45-68) - Ohio St. vs. Syracuse, 2nd, 3-20-88
- 65.5% (38-58) - Purdue vs. Northern Ill., 2nd, 3-22-92
- 64.6% (31-48) - Indiana vs. Kentucky, 1st, 3-18-83
- 63.6% (28-44) - Notre Dame vs. San Diego, 1st, 3-17-00
- 63.5% (33-52) - Vanderbilt vs. Wisconsin, 2nd, 3-17-96

LOWEST FIELD GOAL PERCENTAGE

- 20.3% (13-64) - Furman vs. Tennessee, 1st, 3-18-00

- 22.8% (13-57) - Austin Peay vs. Tennessee, 1st, 3-16-01
- 22.8% (13-57) - Holy Cross vs. Penn St., 1st, 3-23-03
- 24.6% (15-61) - St. Francis (Pa.) vs. Connecticut, 1st, 3-12-99
- 26.0% (19-73) - Creighton vs. Florida Int'l, 1st, 3-15-02

MOST THREE-POINT FIELD GOALS

- 16 - Harvard vs. Vanderbilt, 1st, 3-15-96
- 14 - Xavier vs. Louisville, 1st, 3-16-01
- 12 - Xavier vs. Clemson, 2nd, 3-18-01
- 12 - Colorado vs. Brigham Young, 1st, 3-22-03
- 11 - Six tied (Most recent: Villanova vs. George Washington, 2nd, 3-25-03)

FEWEST THREE-POINT FIELD GOALS

- 0 - 16 tied (Most recent: Texas Tech vs. Maine, 1st, 3-20-04)

MOST THREE-POINT FIELD GOALS ATTEMPTED

- 34 - Alabama vs. Western Ky., 2nd, 3-21-92
- 32 - Toledo vs. Western Ky., 1st, 3-17-95
- 30 - Harvard vs. Vanderbilt, 1st, 3-15-96
- 29 - Alabama vs. Tennessee Tech, 1st, 3-18-92
- 29 - Xavier vs. Louisville, 1st, 3-16-01
- 29 - Creighton vs. Florida Int'l, 1st, 3-15-02
- 29 - Duke vs. Northwestern St., 1st, 3-21-04

FEWEST THREE-POINT FIELD GOALS ATTEMPTED

- 0 - St. Joseph's (Pa.) vs. Bowling Green, 1st, 3-16-88
- 1 - Washington vs. DePaul, 2nd, 3-17-90
- 2 - Six tied

HIGHEST THREE-POINT FIELD GOAL PERCENTAGE (Min. six att.)

- 100.0% (5-5) - South Carolina vs. Northwestern, 2nd, 3-17-90
- 77.8% (7-9) - Vanderbilt vs. Harvard, 1st, 3-15-96
- 76.9% (10-13) - Southern Methodist vs. DePaul, 1st, 3-15-96
- 75.0% (6-8) - Old Dominion vs. Tennessee Tech, 1st, 3-17-93
- 66.7% (12-18) - Xavier vs. Clemson, 2nd, 3-18-01
- 66.7% (6-9) - Louisiana Tech vs. Montana, 1st, 3-20-04

LOWEST THREE-POINT FIELD GOAL PERCENTAGE (Min. nine att.)

- 0.0% (0-13) - Duke vs. San Francisco, 2nd, 3-18-96
- 0.0% (0-9) - Appalachian St. vs. Florida St., 1st, 3-13-91
- 0.0% (0-9) - Illinois vs. Clemson, 2nd, 3-14-99
- 0.0% (0-8) - Texas Tech vs. Maine, 1st, 3-20-04
- 7.1% (1-14) - Louisiana Tech vs. Northern Ill., 1st, 3-18-92
- 7.1% (1-14) - Georgia Tech vs. Northwestern, 1st, 3-17-93
- 7.1% (1-14) - Maryland vs. Purdue, 1st, 3-14-97

MOST FREE THROWS

- 38 - Western Ky. vs. Oregon St., 2nd, 3-19-95
- 33 - Notre Dame vs. George Washington, 2nd, 3-19-00
- 31 - Ohio St. vs. Maryland, 2nd, 3-16-86
- 31 - Colorado vs. North Carolina, 2nd, 3-24-03
- 30 - Minnesota vs. UCLA, 1st, 3-21-04

FEWEST FREE THROWS

- 0 - Villanova vs. St. Francis (Pa.), 1st, 3-23-03
- 1 - St. Joseph's (Pa.) vs. Maryland, 2nd, 3-19-88
- 2 - Purdue vs. Vanderbilt, 2nd, 3-17-91
- 2 - Ohio St. vs. Boston College, 2nd, 3-22-04
- 3 - Seven tied (Most recent: Louisville vs. Xavier, 1st, 3-16-01)

MOST FREE THROWS ATTEMPTED

- 48 - Western Ky. vs. Oregon St., 2nd, 3-19-95
- 45 - Notre Dame vs. George Washington, 2nd, 3-19-00
- 42 - Purdue vs. Old Dominion, 2nd, 3-18-02
- 40 - LSU vs. Middle Tenn., 2nd, 3-16-86
- 40 - Ohio St. vs. Maryland, 2nd, 3-16-86

FEWEST FREE THROWS ATTEMPTED

- 0 - Villanova vs. St. Francis (Pa.), 1st, 3-23-03
- 1 - St. Joseph's (Pa.) vs. Maryland, 2nd, 3-19-88
- 3 - Auburn vs. Louisiana Tech, 2nd, 3-16-97
- 4 - Michigan St. vs. Connecticut, 2nd, 3-18-96
- 4 - St. Francis (Pa.) vs. Villanova, 1st, 3-23-03

HIGHEST FREE THROW PERCENTAGE (Min. 10 made)

- 100.0% (14-14) - Virginia vs. Memphis St., 2nd, 3-15-87

- 100.0% (14-14) - Tennessee Tech vs. Texas Tech, 1st, 3-18-00
- 95.5% (21-22) - Georgia vs. Illinois, 2nd, 3-15-86
- 93.3% (14-15) - Duke vs. Marquette, 2nd, 3-23-04
- 92.9% (13-14) - Purdue vs. Old Dominion, 2nd, 3-16-97

LOWEST FREE THROW PERCENTAGE (Min. 10 att.)

- 37.5% (9-24) - Ohio St. vs. Mississippi, 1st, 3-18-84
- 40.7% (11-27) - South Carolina St. vs. La Salle, OR, 3-16-83
- 41.2% (7-17) - Purdue vs. Austin Peay, 1st, 3-16-02
- 41.7% (10-24) - Old Dominion vs. Liberty, 1st, 3-14-97
- 42.3% (11-26) - Old Dominion vs. Tennessee Tech, 1st, 3-17-93
- 42.3% (11-26) - Washington vs. Ohio, 1st, 3-16-95

MOST REBOUNDS

- 64 - Tennessee vs. South Carolina St., 1st, 3-19-83
- 59 - Alabama vs. Ga. Southern, 1st, 3-17-93
- 59 - Tennessee vs. Austin Peay, 1st, 3-16-01
- 58 - Old Dominion vs. Liberty, 1st, 3-14-97
- 57 - Connecticut vs. St. Francis (Pa.) 1st, 3-12-99

FEWEST REBOUNDS

- 19 - San Diego vs. Notre Dame, 1st, 3-17-00
- 20 - Kent St. vs. Southern California, 1st, 3-13-82
- 21 - Arizona St. vs. LSU, 3-16-01
- 22 - N.C. A&T vs. Tennessee, 1st, 3-16-94
- 22 - Florida A&M vs. Tennessee, 1st, 3-16-95

LARGEST REBOUND MARGIN

- 41 - Tennessee (64) vs. South Carolina St. (23), 1st, 3-19-83
- 33 - Connecticut (57) vs. St. Francis (Pa.) (24), 1st, 3-12-99
- 29 - Auburn (56) vs. Penn. St. (27), 2nd, 3-20-88
- 29 - Tennessee (51) vs. N.C. A&T (22), 1st, 3-16-94
- 26 - Southern California (46) vs. Kent St. (20), 1st, 3-13-82

MOST ASSISTS (Since 1985)

- 31 - Tennessee vs. Tennessee Tech, 2nd, 3-15-87
- 31 - Tennessee vs. Florida A&M, 1st, 3-16-95
- 30 - Duke vs. Northwestern St., 1st, 3-21-04
- 29 - Kansas St. vs. Kent St., 1st, 3-15-02
- 28 - Rutgers vs. Southern Miss., 1st, 3-18-92
- 28 - Purdue vs. Northern Ill., 2nd, 3-22-92
- 28 - Texas Tech vs. Tulane, 1st, 3-16-95

NOTE: Georgia vs. Louisville, 1st, 3-17-84, recorded 35 assists before it became an official statistic.

FEWEST ASSISTS (Since 1985)

- 3 - Marquette vs. Florida Int'l, 1st, 3-13-98
- 3 - Austin Peay vs. Tennessee, 1st, 3-16-01
- 4 - Southern Methodist vs. Louisiana Tech, 1st, 3-16-94
- 5 - Six tied (Most recent: Alabama St. vs. Tennessee, 1st, 3-22-03; Illinois vs. Virginia, 1st, 3-22-03)

NOTE: South Carolina St. vs. Tennessee, 1st, 3-19-83, and Middle Tenn. vs. Tennessee, 1st, 3-17-84, recorded two assists each before it became an official statistic.

MOST STEALS (Since 1988)

- 22 - Tennessee vs. N.C. A&T, 1st, 3-16-94
- 21 - Florida St. vs. Appalachian St., 1st, 3-13-91
- 21 - Purdue vs. UC Santa Barb., 1st, 3-16-01
- 20 - Marquette vs. LSU, 2nd, 3-17-97
- 19 - Connecticut vs. Howard, 1st, 3-16-96

MOST BLOCKED SHOTS (Since 1988)

- 12 - Old Dominion vs. Purdue, 2nd, 3-18-02
- 11 - Connecticut vs. Iowa, 2nd, 3-18-02
- 11 - Tennessee vs. Liberty, 1st, 3-14-98
- 10 - Vanderbilt vs. Wisconsin, 2nd, 3-17-96
- 10 - Tennessee vs. Alabama St., 1st, 3-22-03

MOST TURNOVERS

- 34 - Appalachian St. vs. Florida St., 1st, 3-13-91
- 34 - Howard vs. Connecticut, 1st, 3-16-96
- 32 - North Carolina St. vs. Rutgers, 2nd, 3-18-89
- 32 - Xavier vs. Clemson, 2nd, 3-18-01
- 31 - Illinois vs. Georgia, 2nd, 3-15-86

FEWEST TURNOVERS

- 4 - South Carolina St. vs. La Salle, OR, 3-16-83
- 6 - Tennessee Tech vs. Richmond, 1st, 3-14-90
- 6 - Toledo vs. Southern Methodist, 1st, 3-13-99
- 6 - Villanova vs. George Washington, 2nd, 3-25-03
- 7 - Louisiana Tech vs. Southern Methodist, 1st, 3-16-94

- 7 - Purdue vs. LSU, 2nd, 3-18-01
7 - Arkansas vs. Kansas St., 2nd, 3-17-02

MOST PERSONAL FOULS

- 35 - Florida St. vs. Mississippi, 1st, 3-18-83
33 - Oregon St. vs. Western Ky., 2nd, 3-19-95
31 - Middle Tenn. vs. LSU, 2nd, 3-16-86
30 - Georgia vs. Clemson, 2nd, 3-18-89
30 - DePaul vs. Washington, 2nd, 3-17-90
30 - George Washington vs. Notre Dame, 2nd, 3-19-00

FEWEST PERSONAL FOULS

- 4 - St. Francis (Pa.) vs. Villanova, 1st, 3-23-03
8 - Villanova vs. St. Francis (Pa.), 1st, 3-23-03
9 - Western Mich. vs. Texas, 1st, 3-14-85
9 - Tennessee Tech vs. Richmond, 1st, 3-14-90
9 - Vanderbilt vs. Purdue, 2nd, 3-17-91
9 - Michigan St. vs. Massachusetts, 1st, 3-16-96
9 - Xavier vs. Louisville, 1st, 3-16-01
9 - Connecticut vs. St. Francis (Pa.), 1st, 3-16-02

MOST DISQUALIFICATIONS

- 5 - Oregon St. vs. Western Ky., 2nd, 3-19-95
4 - Old Dominion vs. Iowa, 2nd, 3-20-93
4 - San Francisco vs. Southern California, 1st, 3-15-97
3 - 12 times (Most recent: Vanderbilt vs. UC Santa Barb., 1st, 3-14-98)

Midwest First- and Second-Round Game Records

(OR = opening round; 1st = first round; 2nd = second round)

Single Game, Individual

MOST POINTS

- 39 - Alicia Thompson, Texas Tech vs. Grambling, 1st, 3-13-98
35 - Wanda Ford, Drake vs. Kentucky, 1st, 3-12-86
35 - Eileen Shea, Michigan St. vs. Oklahoma St., 2nd, 3-16-91
35 - Latasha Byears, DePaul vs. George Washington, 1st, 3-17-95
35 - Kim Smith, Utah vs. DePaul, 1st, 3-23-03

MOST FIELD GOALS

- 16 - Clinette Jordan, Oklahoma St. vs. Miami (Fla.), 1st, 3-15-89
16 - Beth Hasenmiller, DePaul vs. Oklahoma St., 1st, 3-13-91
16 - Summer Erb, North Carolina St. vs. Mississippi St., 1st, 3-13-99
15 - Four tied (Most recent: Alicia Thompson, Texas Tech vs. Grambling, 1st, 3-13-98)



In 1986, Drake got 35 points from Wanda Ford in the first round against Kentucky. The No. 10 seed triumphed 73-70.

MOST FIELD GOALS ATTEMPTED

- 33 - Jamie Redd, Washington vs. Purdue, 1st, 3-14-98
32 - Termika Mitchell, Grambling vs. Alabama, 1st, 3-12-99
29 - Telisha Quarles, Virginia vs. Michigan, 1st, 3-17-01
29 - LaToya Thomas, Mississippi St. vs. New Mexico, 2nd, 3-24-03
27 - Eileen Shea, Michigan St. vs. Oklahoma St., 2nd, 3-16-91
27 - Jamillah Lang, Colorado vs. Southern Ill., 1st, 3-18-92
27 - Schuye LaRue, Virginia vs. Michigan, 1st, 3-17-01

HIGHEST FIELD GOAL PERCENTAGE**(Min. 10 made)**

- 93.8% (15-16) - Lea Wise, Kentucky vs. Illinois, 1st, 3-14-82
84.6% (11-13) - Cynthia Autry, Mississippi vs. Houston, 2nd, 3-19-88
84.6% (11-13) - Mindy Henry, Colorado vs. Southern Ill., 1st, 3-18-92
83.3% (10-12) - Five tied (Most recent: Alana Beard, Duke vs. Utah, 2nd, 3-25-03)

MOST THREE-POINT FIELD GOALS

- 7 - Katrina Price, Stephen F. Austin vs. Toledo, 1st, 3-14-97
7 - Jillian Danker, Vanderbilt vs. Idaho St., 1st, 3-17-01
7 - Erin Thorn, Brigham Young vs. Florida, 1st, 3-16-02
6 - 12 tied (Most recent: Mary Cofield, Iowa St. vs. Temple, 1st, 3-16-02)

MOST THREE-POINT FIELD GOALS ATTEMPTED

- 21 - Jamie Craighead, Oregon vs. Iowa, 1st, 3-17-01
16 - Julie Krommenhoek, Utah vs. Southern Miss., 1st, 3-16-96
15 - Courtney Banghart, Dartmouth vs. Rutgers, 1st, 3-12-99
15 - Termika Mitchell, Grambling vs. Alabama, 1st, 3-12-99
14 - Danielle Viglione, Texas vs. Oklahoma St., 1st, 3-16-94
14 - Demetrice Smith, Grambling vs. Tennessee, 1st, 3-15-97
14 - Telisha Quarles, Virginia vs. Michigan, 1st, 3-17-01

HIGHEST THREE-POINT FIELD GOAL PERCENTAGE (Min. five made)

- 100.0% (6-6) - Mary Cofield, Iowa St. vs. Temple, 1st, 3-16-02
83.3% (5-6) - Melody Howard, Southwest Mo. St. vs. Oklahoma St., 1st, 3-17-93
83.3% (5-6) - Marla Inman, Louisville vs. Oregon, 1st, 3-17-95
71.4% (5-7) - April Traylor, Florida St. vs. Tulane, 1st, 3-16-01
70.0% (7-10) - Jillian Danker, Vanderbilt vs. Idaho St., 1st, 3-17-01

MOST FREE THROWS

- 15 - Ukari Figgs, Purdue vs. Washington, 1st, 3-14-98
14 - Shondra Johnson, Alabama vs. Grambling, 1st, 3-12-99
13 - Stephanie White, Purdue vs. Washington, 1st, 3-14-98
12 - Four tied (Most recent: Lucienne Berthieu, Old Dominion vs. Southern Methodist, 2nd, 3-20-00; D-dra Rucker, Southern Methodist vs. Old Dominion, 2nd, 3-20-00)

MOST FREE THROWS ATTEMPTED

- 19 - Lucienne Berthieu, Old Dominion vs. Southern Methodist, 2nd, 3-20-00
16 - Tanja Kostic, Oregon St. vs. Alabama, 1st, 3-16-94
16 - Alicia Thompson, Texas Tech vs. Grambling, 1st, 3-13-98
16 - Shondra Johnson, Alabama vs. Grambling, 1st, 3-12-99
15 - Carol Owens, Northern Ill. vs. Purdue, 2nd, 3-18-90
15 - Ukari Figgs, Purdue vs. Washington, 1st, 3-14-98

HIGHEST FREE THROW PERCENTAGE (Min. 10 made)

- 100.0% (15-15) - Ukari Figgs, Purdue vs. Washington, 1st, 3-14-98
100.0% (11-11) - Angie Bonner, Kansas St. vs. Illinois St., 1st, 3-19-83
100.0% (11-11) - Delmonica DeHorney, Arkansas vs. Northwestern, 2nd, 3-16-91

- 100.0% (11-11) - Lori Nero, Auburn vs. Southwest Mo. St. 1st, 3-17-00
100.0% (10-10) - Four tied (Most recent: Alexis Kendrick, Georgia vs. Rutgers, 2nd, 3-24-03)

MOST REBOUNDS

- 20 - Hamchetou Maiga, Old Dominion vs. Southern Methodist, 2nd, 3-20-00
19 - Brantley Southers, South Carolina vs. East Caro., 1st, 3-14-82
19 - Sheila Foster, South Carolina vs. East Caro., 1st, 3-14-82
19 - Erin Scholz, Colorado vs. Southwest Mo. St., 2nd, 3-18-95
18 - Renee Kelly, Missouri vs. La.-Monroe, 1st, 3-14-85
18 - Brandy Reed, Southern Miss. vs. Louisiana Tech, 2nd, 3-18-96
18 - Summer Erb, North Carolina St. vs. Mississippi St., 1st, 3-13-99

MOST ASSISTS (Since 1985)

- 17 - Melinda Schmucker, Texas Tech vs. Grambling, 1st, 3-13-98
13 - Teresa Weatherspoon, Louisiana Tech vs. Kansas, 2nd, 3-19-88
13 - Amy Fordham, Missouri vs. Texas Tech, 1st, 3-16-94
12 - Eun Jung Lee, La.-Monroe vs. Missouri, 1st, 3-14-85
12 - Nancy Kennelly, Northwestern vs. Washington St., 1st, 3-13-91
12 - Melody Campbell, Southwest Mo. St. vs. Auburn, 1st, 3-17-00

MOST STEALS (Since 1988)

- 9 - Nykeshia Sales, Connecticut vs. Lehigh, 1st, 3-15-97
7 - Niele Ivey, Notre Dame vs. Southwest Mo. St., 1st, 3-13-98
7 - Kari Koch, Southwest Mo. St. vs. Texas Tech, 1st, 3-23-03
6 - 13 tied (Most recent: Cappie Pointdexter, Rutgers vs. Western Ky., 1st, 3-22-03)

MOST BLOCKED SHOTS (Since 1988)

- 10 - Tracy Henderson, Georgia vs. Louisville, 2nd, 3-19-95
8 - Dee Dee Franklin, LSU vs. Purdue, 2nd, 3-19-89
8 - Jordan Adams, New Mexico vs. Miami (Fla.), 1st, 3-22-03
7 - Lisa Tate, Kansas vs. Penn St., 2nd, 3-19-94
6 - Four tied (Most recent: Carla Thomas, Vanderbilt vs. Chattanooga, 2nd, 3-22-04)

Single Game, Team

MOST POINTS

- 114 - Louisiana Tech vs. Tennessee Tech (53), 1st, 3-12-82
108 - Texas vs. Missouri (67), 2nd, 3-14-86
105 - Stanford vs. Illinois St. (77), 2nd, 3-18-89
105 - Arkansas vs. Northwestern (68), 2nd, 3-16-91
103 - Louisiana Tech vs. Oklahoma St. (78), 2nd, 3-19-89
103 - Connecticut vs. Lehigh (35), 1st, 3-15-97

MOST POINTS IN ONE HALF

- 65 - Louisiana Tech vs. Tennessee Tech, 1st Half, 1st, 3-12-82
60 - Tennessee vs. Georgia St., 2nd Half, 1st, 3-15-02
58 - Illinois St. vs. Northwestern St., 1st Half, 1st, 3-15-89
57 - Stanford vs. Illinois St., 1st Half, 2nd, 3-18-89
56 - UCLA vs. Notre Dame, 2nd Half, 1st, 3-18-92
56 - Oregon St. vs. Alabama, 2nd Half, 1st, 3-16-94

FEWEST POINTS

- 34 - Southwest Mo. St. vs. Colorado (78), 2nd, 3-18-95
35 - Lehigh vs. Connecticut (103), 1st, 3-15-97
35 - Arizona St. vs. Vanderbilt, 2nd, 3-18-02
39 - Southern Ill. vs. Auburn (61), 2nd, 3-14-86
41 - Fordham vs. Penn St. (94), 1st, 3-16-94
41 - Central Fla. vs. Louisiana Tech (98), 1st, 3-16-96
41 - Kansas vs. Purdue (55), 2nd, 3-15-99

FEWEST POINTS IN ONE HALF

- 11 - Southwest Mo. St. vs. Colorado, 1st Half, 2nd, 3-18-95
11 - New Mexico vs. Notre Dame, 2nd Half, 1st, 3-15-02
14 - East Caro. vs. South Carolina, 1st Half, 1st, 3-14-82

- 14 - Manhattan vs. Mississippi St., 1st Half, 1st, 3-22-03
 15 - Fordham vs. Penn St., 1st Half, 1st, 3-16-94
 15 - Arizona St. vs. Vanderbilt, 2nd, 3-18-02

LARGEST WINNING MARGIN

- 68 - Connecticut (103) vs. Lehigh (35), 1st, 3-15-97
 61 - Louisiana Tech (114) vs. Tennessee Tech (53), 1st, 3-12-82
 57 - Louisiana Tech (98) vs. Central Fla. (41), 1st, 3-16-96
 53 - Penn St. (94) vs. Fordham (41), 1st, 3-16-94
 48 - Alabama (94) vs. UNC Greensboro (46), 1st, 3-13-98

MOST POINTS SCORED BY LOSING TEAM

- 94 - Michigan St. vs. Oklahoma St. (96), 2nd, 3-16-91
 93 - Drake vs. George Washington (96), 2nd, 3-19-95
 88 - Clemson vs. Stephen F. Austin (93), 2nd, 3-18-96
 86 - Oregon St. vs. Alabama (96), 1st, 3-16-94
 85 - Miami (Fla.) vs. New Mexico (91), 1st, 3-22-03

MOST FIELD GOALS

- 44 - Stanford vs. Illinois St., 2nd, 3-18-89
 43 - Arkansas vs. Northwestern, 2nd, 3-16-91
 42 - Louisiana Tech vs. Tennessee Tech, 1st, 3-12-82
 42 - Texas vs. Drake, 1st, 3-15-84
 42 - Texas vs. Missouri, 2nd, 3-14-86
 42 - Connecticut vs. Lehigh, 1st, 3-15-97

FEWEST FIELD GOALS

- 11 - Southwest Mo. St. vs. Colorado, 2nd, 3-18-95
 13 - Miami (Fla.) vs. Clemson, 1st, 3-14-98
 14 - Kansas vs. California, 1st, 3-17-93
 15 - Seven tied (Most recent: Marist vs. Oklahoma, 1st, 3-20-04; Oklahoma vs. Stanford, 2nd, 3-22-04)

MOST FIELD GOALS ATTEMPTED

- 88 - Georgia vs. St. Francis (Pa.), 1st, 3-15-96
 88 - Grambling vs. Alabama, 1st, 3-12-99
 85 - Florida vs. Arizona, 1st, 3-12-99
 84 - La.-Monroe vs. Missouri, 1st, 3-14-85
 83 - Three tied (Most recent: Washington vs. Purdue, 1st, 3-14-98)

FEWEST FIELD GOALS ATTEMPTED

- 39 - Southern Ill. vs. Auburn, 2nd, 3-14-86
 40 - Southwest Mo. St. vs. Iowa, 2nd, 3-22-92
 41 - Oklahoma vs. Marist, 1st, 3-20-04
 42 - Arizona St. vs. DePaul, 1st, 3-18-92
 42 - Marshall vs. Colorado, 1st, 3-14-97

HIGHEST FIELD GOAL PERCENTAGE

- 75.0% (42-56) - Texas vs. Missouri, 2nd, 3-14-86
 68.9% (42-61) - Texas vs. Drake, 1st, 3-15-84
 68.1% (32-47) - Maryland vs. Southwest Mo. St., 2nd, 3-20-93
 67.8% (40-59) - Arizona St. vs. Georgia, 1st, 3-12-82
 65.1% (41-63) - Louisiana Tech vs. Texas Tech, 1st, 3-16-84

LOWEST FIELD GOAL PERCENTAGE

- 20.4% (11-54) - Southwest Mo. St. vs. Colorado, 2nd, 3-18-95
 21.1% (15-71) - Alcorn St. vs. Notre Dame, 1st, 3-17-01
 23.0% (14-61) - Kansas vs. California, 1st, 3-17-93
 23.3% (17-73) - Southern Miss. vs. Louisiana Tech, 2nd, 3-18-96
 23.8% (15-63) - Lehigh vs. Connecticut, 1st, 3-15-97
 23.8% (15-63) - Marist vs. Oklahoma, 1st, 3-20-04

MOST THREE-POINT FIELD GOALS

- 15 - Iowa St. vs. St. Francis (Pa.), 1st, 3-17-00
 13 - New Mexico vs. Mississippi St., 2nd, 3-24-03
 12 - Youngstown St. vs. Penn St., 1st, 3-17-00
 12 - Iowa St. vs. Florida St., 2nd, 3-18-01
 11 - Colorado St. vs. Purdue, 2nd, 3-16-98

FEWEST THREE-POINT FIELD GOALS

- 0 - 15 tied (Most recent: Penn St. vs. North Carolina, 2nd, 3-19-95)

MOST THREE-POINT FIELD GOALS ATTEMPTED

- 41 - Alcorn St. vs. Notre Dame, 1st, 3-17-01
 32 - Grambling vs. Alabama, 1st, 3-12-99
 31 - Iowa St. vs. St. Francis (Pa.), 1st, 3-17-00
 31 - St. Francis (Pa.) vs. Iowa St., 1st, 3-17-00
 30 - Duke vs. Illinois, 2nd, 3-16-97
 30 - New Mexico vs. Mississippi St., 2nd, 3-24-03

FEWEST THREE-POINT FIELD GOALS ATTEMPTED

- 0 - Texas vs. South Carolina, 2nd, 3-20-88
 0 - Louisiana Tech vs. Oklahoma St., 2nd, 3-19-89

- 1 - Louisiana Tech vs. Kansas, 2nd, 3-19-88
 1 - Purdue vs. Arkansas, 1st, 3-15-89
 1 - Iowa vs. Tennessee Tech, 2nd, 3-18-89
 1 - Texas vs. Lamar, 1st, 3-13-91

HIGHEST THREE-POINT FIELD GOAL PERCENTAGE (Min. six made)

- 77.8% (7-9) - Southwest Mo. St. vs. Oklahoma St., 1st, 3-17-93
 75.0% (9-12) - Rutgers vs. Arizona, 2nd, 3-14-99
 69.2% (9-13) - Stanford vs. Illinois St., 2nd, 3-18-89
 66.7% (8-12) - Southwest Mo. St. vs. Maryland, 2nd, 3-20-93
 66.7% (6-9) - Oklahoma St. vs. Michigan St., 2nd, 3-16-91

LOWEST THREE-POINT FIELD GOAL PERCENTAGE (Min. 10 att.)

- 0.0% (0-14) - Southwest Mo. St. vs. Colorado, 2nd, 3-18-95
 0.0% (0-10) - Southern Ill. vs. Mississippi, 2nd, 3-21-92
 7.1% (1-14) - Arizona St. vs. Vanderbilt, 2nd, 3-18-02
 7.7% (1-13) - Oklahoma vs. Marist, 1st, 3-20-04
 8.3% (1-12) - Clemson vs. Louisiana Tech, 2nd, 3-16-98
 8.3% (1-12) - North Carolina St. vs. Southern Methodist, 1st, 3-18-00
 8.3% (1-12) - George Washington vs. DePaul, 1st, 3-20-04

MOST FREE THROWS

- 39 - Purdue vs. Washington, 1st, 3-14-98
 37 - Oklahoma St. vs. DePaul, 1st, 3-13-91
 35 - Alabama vs. Grambling, 1st, 3-12-99
 34 - Penn St. vs. Kansas, 2nd, 3-19-94
 33 - Illinois vs. Duke, 2nd, 3-16-97

FEWEST FREE THROWS

- 0 - Kentucky vs. Drake, 1st, 3-12-86
 0 - Oklahoma St. vs. Texas, 1st, 3-16-94
 0 - Fordham vs. Penn St., 1st, 3-16-94
 1 - UNLV vs. Minnesota, 1st, 3-16-02
 2 - Five tied (Most recent: Vanderbilt vs. Chattanooga, 2nd, 3-22-04)

MOST FREE THROWS ATTEMPTED

- 48 - Alabama vs. Grambling, 1st, 3-12-99
 45 - South Carolina vs. Alabama, 1st, 3-16-88
 44 - Louisiana Tech vs. Kansas, 2nd, 3-19-88
 43 - LSU vs. Missouri, 1st, 3-18-84
 43 - Oklahoma St. vs. DePaul, 1st, 3-13-91
 43 - Purdue vs. Washington, 1st, 3-14-98
 43 - Old Dominion vs. Southern Methodist, 2nd, 3-20-00

FEWEST FREE THROWS ATTEMPTED

- 1 - Kentucky vs. Drake, 1st, 3-12-86
 1 - Fordham vs. Penn St., 1st, 3-16-94
 1 - Oklahoma St. vs. Texas, 1st, 3-16-94
 2 - DePaul vs. Duke, 1st, 3-14-97
 3 - Holy Cross vs. Colorado, 1st, 3-16-95

HIGHEST FREE THROW PERCENTAGE (Min. 10 made)

- 100.0% (15-15) - Rhode Island vs. Oklahoma St., 1st, 3-15-96
 100.0% (14-14) - Temple vs. Iowa St., 1st, 3-16-02
 100.0% (10-10) - Auburn vs. Penn St., 2nd, 3-19-00
 96.3% (26-27) - Auburn vs. Southwest Mo. St., 1st, 3-17-00
 95.8% (23-24) - Oklahoma vs. Marist, 3-20-04

LOWEST FREE THROW PERCENTAGE (Min. 10 att.)

- 29.4% (5-17) - Tennessee Tech vs. Louisiana Tech, 1st, 3-12-82
 33.3% (4-12) - UCF vs. Louisiana Tech, 1st, 3-16-96
 35.7% (5-14) - Kansas vs. Georgia, 2nd, 3-14-87
 37.5% (6-16) - LSU vs. Purdue, 2nd, 3-19-89
 38.9% (7-18) - Louisville vs. Texas, 1st, 3-17-83

MOST REBOUNDS

- 64 - UCLA vs. Notre Dame, 1st, 3-18-92
 62 - Notre Dame vs. Alcorn St., 1st, 3-17-01
 59 - Louisiana Tech vs. Southern Miss., 2nd, 3-18-96
 59 - Alabama vs. Grambling, 1st, 3-12-99
 59 - Florida vs. Arizona, 1st, 3-12-99

FEWEST REBOUNDS

- 14 - Southwest Mo. St. vs. Maryland, 2nd, 3-20-93
 14 - Idaho St. vs. Vanderbilt, 1st, 3-17-01
 18 - Wis.-Green Bay vs. Old Dominion, 1st, 3-18-00
 19 - Drake vs. Texas, 1st, 3-15-84
 19 - San Diego St. vs. Oregon, 1st, 3-15-97




Photo courtesy of Louisiana-Monroe Sports Information

En route to helping Louisiana-Monroe to the 1985 Women's Final Four, Eun Jung Lee opened the tournament with 12 assists in the Lady Indians' 85-84 overtime win in the first round against Missouri.

LARGEST REBOUND MARGIN

- 35 - Connecticut (58) vs. Lehigh (23), 1st, 3-15-97
 28 - Notre Dame (62) vs. Alcorn St. (34), 1st, 3-17-01
 27 - Louisiana Tech (51) vs. Tennessee Tech (24), 1st, 3-12-82
 27 - UCLA (64) vs. Notre Dame (37), 1st, 3-18-92
 27 - Penn St. (54) vs. Fordham (27), 1st, 3-16-94
 27 - Louisiana Tech (53) vs. Holy Cross (26), 1st, 3-14-98

MOST ASSISTS (Since 1985)

- 32 - Texas Tech vs. Grambling, 1st, 3-13-98
 30 - Arkansas vs. Northwestern, 2nd, 3-16-91
 29 - Oklahoma St. vs. Miami (Fla.), 1st, 3-15-89
 29 - Stanford vs. Illinois St., 2nd, 3-18-89
 29 - Iowa St. vs. St. Francis (Pa.), 1st, 3-17-00

NOTE: Arizona St. vs. Georgia, 1st, 3-12-82, recorded 32 assists before it became an official statistic.

FEWEST ASSISTS (Since 1985)

- 3 - LSU vs. Southern Ill., 2nd, 3-15-87
 3 - Montana vs. Stanford, 2nd, 3-20-88
 4 - Stanford vs. Montana, 2nd, 3-20-88
 5 - Central Fla. vs. Louisiana Tech, 1st, 3-16-96
 5 - Southern Miss. vs. Louisiana Tech, 2nd, 3-18-96
 5 - Harvard vs. North Carolina, 1st, 3-16-02
 5 - Florida vs. Brigham Young, 1st, 3-16-02
 5 - Arizona St. vs. Vanderbilt, 2nd, 3-18-02

MOST STEALS (Since 1988)

- 24 - Stephen F. Austin vs. Mississippi, 1st, 3-13-91
 20 - Notre Dame vs. Southwest Mo. St., 1st, 3-13-98
 18 - Drake vs. George Washington, 2nd, 3-19-95
 18 - UCLA vs. Michigan, 1st, 3-13-98
 17 - Stanford vs. Illinois St., 2nd, 3-18-89
 17 - Louisiana Tech vs. UCF, 1st, 3-16-96

MOST BLOCKED SHOTS (Since 1988)

- 13 - Georgia vs. Louisville, 2nd, 3-19-95
 12 - Tennessee vs. Colgate, 1st, 3-20-04
 10 - Clemson vs. Austin Peay, 1st, 3-16-96
 10 - Penn St. vs. Youngstown St., 1st, 3-17-00
 9 - Five tied (Most recent: Texas Tech vs. Grambling, 1st, 3-13-98)

MOST TURNOVERS

- 34 - Mississippi vs. Stephen F. Austin, 1st, 3-13-91
 31 - Louisiana Tech vs. Illinois St., 1st, 3-15-85
 31 - Washington St. vs. Northwestern, 1st, 3-13-91
 30 - Five tied (Most recent: Alabama vs. Grambling, 1st, 3-12-99)

FEWEST TURNOVERS

- 5 - Chattanooga vs. Rutgers, 1st, 3-20-04
 5 - Colorado vs. Holy Cross, 1st, 3-16-95
 6 - Brigham Young vs. Florida, 1st, 3-16-02
 7 - Louisiana Tech vs. Kansas, 2nd, 3-19-88
 7 - St. Francis (Pa.) vs. Iowa St., 1st, 3-17-00

- 7 - Colorado vs. Vanderbilt, 2nd, 3-19-01
- 7 - Florida vs. Brigham Young, 1st, 3-16-02
- 7 - Xavier vs. UC Santa Barb., 1st, 3-23-03
- 7 - Baylor vs. Florida, 2nd, 3-22-04

MOST PERSONAL FOULS

- 34 - Jackson St. vs. Middle Tenn., OR, 3-15-83
- 33 - Ohio St. vs. Texas, 2nd, 3-18-90
- 33 - Washington vs. Purdue, 1st, 3-14-98
- 31 - Missouri vs. LSU, 1st, 3-18-84
- 31 - Alabama vs. South Carolina, 1st, 3-16-88
- 31 - Kansas vs. Penn St., 2nd, 3-19-94
- 31 - Iowa vs. Utah, 2nd, 3-19-01

FEWEST PERSONAL FOULS

- 6 - Penn St. vs. Fordham, 1st, 3-16-94
- 7 - North Carolina St. vs. Mississippi St., 1st, 3-13-99
- 7 - Minnesota vs. UNLV, 1st, 3-16-02
- 7 - Chattanooga vs. Rutgers, 1st, 3-20-04
- 8 - Penn St. vs. DePaul, 2nd, 3-21-92
- 8 - Vanderbilt vs. California, 2nd, 3-20-93
- 8 - Chattanooga vs. Vanderbilt, 2nd, 3-22-04

MOST DISQUALIFICATIONS

- 4 - Alabama vs. South Carolina, 1st, 3-16-88
- 4 - Rutgers vs. Georgia, 2nd, 3-24-03
- 3 - Stanford vs. Montana, 2nd, 3-20-88
- 3 - Clemson vs. Stephen F. Austin, 2nd, 3-18-96
- 3 - Grambling vs. Tennessee, 1st, 3-15-97
- 3 - Duke vs. Illinois, 2nd, 3-16-97
- 3 - Washington vs. Purdue, 1st, 3-14-98


West First- and Second-Round Game Records

(OR = opening round; 1st = first round; 2nd = second round)

Single Game, Individual

MOST POINTS

- 40 - LaTaunya Pollard, Long Beach St. vs. Howard, 1st, 3-12-82
- 40 - Tara Mitchem, Southwest Mo. St. vs. Toledo, 1st, 3-17-01
- 36 - Shannon Cate, Montana vs. Iowa, 1st, 3-13-91
- 35 - Vicki Link, Penn St. vs. Mississippi, 2nd, 3-13-87
- 35 - Trisha Stevens, Stanford vs. Hawaii, 2nd, 3-17-90
- 35 - Allison Feaster, Harvard vs. Stanford, 1st, 3-13-98



Austin Peay's Kera Bergeron earned a spot in West first- and second-round game records for most three-point field goals and most three-point field goals attempted by hitting six of 14 shots against LSU in the 2004 tournament.

MOST FIELD GOALS

- 16 - Shannon Cate, Montana vs. Iowa, 1st, 3-13-91
- 15 - Lisa Ingram, La.-Monroe vs. Montana, OR, 3-15-83
- 15 - Tina Hutchinson, San Diego St. vs. Oregon, 1st, 3-16-84
- 15 - Vicki Link, Penn St. vs. Mississippi, 2nd, 3-13-87
- 15 - Shannon Cate, Montana vs. Wisconsin, 1st, 3-18-92

MOST FIELD GOALS ATTEMPTED

- 32 - Tina Hutchinson, San Diego St. vs. Oregon, 1st, 3-16-84
- 30 - Shannon Cate, Montana vs. Iowa, 1st, 3-13-91
- 29 - Vicky Bullett, Maryland vs. Bowling Green, 2nd, 3-18-89
- 29 - Brandi McClain, Florida vs. Washington, 2nd, 3-18-01
- 27 - Jamie Redd, Washington vs. Vanderbilt, 1st, 3-15-97
- 27 - Jacklyn Winfield, Southern U. vs. Colorado, 1st, 3-15-02

HIGHEST FIELD GOAL PERCENTAGE**(Min. 10 made)**

- 100.0% (10-10) - Genia Miller, Cal St. Fullerton vs. Louisiana Tech, 1st, 3-13-91
- 100.0% (10-10) - Beth Swink, St. Francis (Pa.) vs. Purdue, 1st, 3-21-04
- 90.9% (10-11) - Bethany Donaphin, Stanford vs. Tulane, 2nd, 3-18-02
- 84.6% (11-13) - Kim Calhoun, Penn St. vs. Youngstown St., 1st, 3-15-96
- 83.3% (10-12) - Robyn Clark, Oregon St. vs. UCLA, 1st, 3-19-83
- 83.3% (10-12) - Tammy Sutton-Brown, Rutgers vs. Stephen F. Austin, 1st, 3-17-01

MOST THREE-POINT FIELD GOALS

- 8 - Julie Krommenhoek, Utah vs. Louisville, 1st, 3-14-98
- 7 - Brandi McCain, Florida vs. Washington, 2nd, 3-18-01
- 6 - Mozell Brooks, Stephen F. Austin vs. LSU, 1st, 3-16-88
- 6 - Wendi Willits, Arkansas vs. Harvard, 2nd, 3-15-98
- 6 - Anna Kinne, Holy Cross vs. Rutgers, 1st, 3-17-00
- 6 - Kera Bergeron, Austin Peay vs. LSU, 1st, 3-21-04

MOST THREE-POINT FIELD GOALS ATTEMPTED

- 26 - Brandi McCain, Florida vs. Washington, 2nd, 3-18-01
- 14 - Julie Krommenhoek, Utah vs. Louisville, 1st, 3-14-98
- 14 - Kera Bergeron, Austin Peay vs. LSU, 1st, 3-21-04
- 13 - Colette Chiamparino, Santa Clara vs. Oregon, 1st, 3-16-94
- 13 - Regan Freuen, Stanford vs. Harvard, 1st, 3-13-98
- 12 - Six tied (Most recent: Mandy Nightingale, Colorado vs. LSU, 2nd, 3-17-02)

HIGHEST THREE-POINT FIELD GOAL PERCENTAGE (Min. five made)

- 83.3% (5-6) - Lisa Griffith, Arizona vs. Western Ky., 1st, 3-14-97
- 83.3% (5-6) - Samantha Tomlinson, Troy St. vs. Virginia, 1st, 3-14-97
- 83.3% (5-6) - Talatha Bingham, Florida vs. Virginia Tech, 2nd, 3-16-98
- 71.4% (5-7) - Jamie Carey, Texas vs. Michigan St., 2nd, 3-23-04
- 62.5% (5-8) - Carly Deer, Southwest Mo. St. vs. Toledo, 1st, 3-17-01

MOST FREE THROWS

- 16 - Lorri Bauman, Drake vs. Ohio St., 1st, 3-14-82
- 16 - Amy Wetzel, Virginia Tech vs. Wisconsin, 1st, 3-14-98
- 16 - Becky Hammon, Colorado St. vs. Cal St. Northridge, 1st, 3-12-99
- 16 - Becky Hammon, Colorado St. vs. Southwest Mo. St., 2nd, 3-14-99
- 16 - Jackie Stiles, Southwest Mo. St. vs. Rutgers, 2nd, 3-19-01

MOST FREE THROWS ATTEMPTED

- 21 - Allison Feaster, Harvard vs. Stanford, 1st, 3-13-98
- 20 - Becky Hammon, Colorado St. vs. Cal St. Northridge, 1st, 3-12-99
- 19 - Jackie Stiles, Southwest Mo. St. vs. Rutgers, 2nd, 3-19-01
- 18 - LaTaunya Pollard, Long Beach St. vs. Howard, 1st, 3-12-82
- 18 - Jackie Stiles, Southwest Mo. St. vs. Colorado, 2nd, 3-14-99

HIGHEST FREE THROW PERCENTAGE**(Min. 10 made)**

- 100.0% (16-16) - Lorri Bauman, Drake vs. Ohio St., 1st, 3-14-82
- 100.0% (15-15) - Maylana Martin, UCLA vs. Kentucky, 2nd, 3-15-99
- 100.0% (12-12) - Alison Lang, Oregon vs. Missouri, 1st, 3-13-82
- 100.0% (12-12) - Tara Mitchem, Southwest Mo. St. vs. Toledo, 1st, 3-17-01
- 100.0% (11-11) - Ayesha Brooks, Hawaii vs. Washington, 1st, 3-15-89
- 100.0% (11-11) - Cori Close, UC Santa Barb. vs. Houston, 1st, 3-18-92
- 100.0% (11-11) - LaNeishea Caufield, Oklahoma vs. Villanova, 2nd, 3-18-02
- 100.0% (10-10) - Olivia Jones, Arizona St. vs. Utah, 1st, 3-20-83

MOST REBOUNDS

- 23 - Cheryl Taylor, Tennessee Tech vs. Georgia, 1st, 3-16-85
- 21 - Cherie Nelson, Southern California vs. Western Ky., 2nd, 3-15-87
- 20 - Alison Lang, Oregon vs. Missouri, 1st, 3-13-82
- 20 - Naomi Mabley, Florida vs. Holy Cross, 1st, 3-16-01
- 18 - Vicky Bullett, Maryland vs. Bowling Green, 2nd, 3-18-89
- 18 - Merlakia Jones, Florida vs. Texas A&M, 1st, 3-16-94

MOST ASSISTS (Since 1985)

- 18 - Tasha Pointer, Rutgers vs. Stephen F. Austin, 1st, 3-17-01
- 13 - Teresa Edwards, Georgia vs. Tennessee Tech, 1st, 3-16-85
- 12 - Tina Nicholson, Penn St. vs. Youngstown St., 1st, 3-15-96
- 12 - Temeka Johnson, LSU vs. Austin Peay, 1st, 3-21-04
- 12 - Temeka Johnson, LSU vs. Maryland, 2nd, 3-23-04

NOTE: Debbie Lytle, Maryland vs. Stanford, 1st, 3-14-82, recorded 13 assists before it became an official statistic.

MOST STEALS (Since 1988)

- 9 - Tomika Young, Brigham Young vs. UC Santa Barb., 1st, 3-17-93
- 9 - Marion Jones, North Carolina vs. Western Ill., 1st, 3-16-95
- 8 - Billie Jean Smith-Goldman, Kent St. vs. Texas A&M, 1st, 3-15-96
- 7 - Five tied (Most recent: Alana Beard, Duke vs. Wis.-Milwaukee, 1st, 3-17-01)

NOTE: Tina Hutchinson, San Diego St. vs. Oregon, 1st, 3-16-84, recorded 10 steals before it became an official statistic.

MOST BLOCKED SHOTS (Since 1988)

- 11 - Pauline Jordan, UNLV vs. Colorado, 2nd, 3-18-89
- 8 - Delmonica DeHorney, Arkansas vs. UCLA, 1st, 3-14-90
- 7 - Kim Calhoun, Penn St. vs. Youngstown St., 1st, 3-15-96
- 6 - Four tied (Most recent: Vanessa Hayden, Florida vs. Holy Cross, 1st, 3-16-01; Cori Enghusen, Stanford vs. Oklahoma, 2nd, 3-19-01)

Single Game, Team

MOST POINTS

- 112 - Long Beach St. vs. Brigham Young (85), 1st, 3-16-85
- 111 - Stanford vs. Howard (59), 1st, 3-15-97
- 106 - Stanford vs. Hawaii (76), 2nd, 3-17-90
- 103 - Long Beach St. vs. Colorado (64), 2nd, 3-19-88
- 103 - Purdue vs. Radford (56), 1st, 3-16-94

MOST POINTS IN ONE HALF

- 64 - Kentucky vs. Nebraska, 2nd Half, 1st, 3-13-99
- 62 - Long Beach St. vs. Brigham Young, 1st Half, 1st, 3-16-85
- 58 - Washington vs. New Mexico St., 2nd Half, 2nd, 3-19-88
- 58 - Stanford vs. Howard, 2nd Half, 1st, 3-15-97
- 58 - Southwest Mo. St. vs. Toledo, 1st, 3-17-01

FEWEST POINTS

- 39 - St. Joseph's vs. Rutgers, 2nd, 3-19-00
- 42 - Villanova vs. Purdue (60), 2nd, 3-23-04
- 43 - Grambling vs. Stanford (82), 1st, 3-16-96
- 43 - Stephen F. Austin vs. Rutgers, 1st, 3-17-01

44 - Northern Ill. vs. Vanderbilt (90), 1st, 3-17-95
 44 - Kansas vs. Vanderbilt (51), 2nd, 3-16-97
 44 - Weber St. vs. Ohio St. (66), 1st, 3-23-03

FEWEST POINTS IN ONE HALF

12 - Stephen F. Austin vs. Rutgers, 1st Half, 1st, 3-17-01
 14 - Villanova vs. Purdue, 2nd Half, 2nd, 3-23-04
 15 - Iowa vs. Washington, 1st Half, 2nd, 3-16-91
 15 - Weber St. vs. Ohio St., 1st Half, 1st, 3-23-03
 16 - Northern Ill. vs. Vanderbilt, 1st half, 1st, 3-17-95
 16 - Grambling vs. Stanford, 2nd Half, 1st, 3-16-96
 16 - Montana vs. Georgia, 1st, 3-18-00
 16 - Pepperdine vs. Villanova, 1st, 3-16-02

LARGEST WINNING MARGIN

52 - Stanford (111) vs. Howard (59), 1st, 3-15-97
 47 - Purdue (103) vs. Radford (56), 1st, 3-16-94
 44 - Vanderbilt (90) vs. Northern Ill. (44), 1st, 3-17-95
 44 - Texas (90) vs. Hampton (46), 1st, 3-23-03
 42 - Louisiana Tech (90) vs. Central Fla. (48), 1st, 3-12-99

MOST POINTS SCORED BY LOSING TEAM

95 - Southern Miss. vs. Southern Methodist (96), 1st, 3-16-95
 92 - Nebraska vs. Kentucky (98), 1st, 3-13-99
 85 - La.-Monroe vs. Southern California (99), 1st, 3-18-83
 85 - Brigham Young vs. Long Beach St. (112), 1st, 3-16-85
 85 - Miami (Fla.) vs. Maryland (86), 1st, 3-21-04

MOST FIELD GOALS

47 - Long Beach St. vs. Brigham Young, 1st, 3-16-85
 43 - Southern California vs. La.-Monroe, 1st, 3-18-83
 43 - Long Beach St. vs. Colorado, 2nd, 3-19-88
 42 - Stanford vs. Howard, 1st, 3-15-97
 41 - Southern California vs. Brigham Young, 1st, 3-16-84

FEWEST FIELD GOALS

13 - UCF vs. Louisiana Tech, 1st, 3-12-99
 14 - Hampton vs. Texas, 1st, 3-23-03
 15 - Oregon vs. Missouri, 1st, 3-13-82
 15 - Grambling vs. Stanford, 1st, 3-16-96
 16 - Four tied (Most recent: Stephen F. Austin vs. Rutgers, 1st, 3-17-01)

MOST FIELD GOALS ATTEMPTED

91 - Southern Methodist vs. Southern Miss., 1st, 3-16-95
 90 - Southern Miss. vs. Southern Methodist, 1st, 3-16-95
 86 - Nebraska vs. San Diego, 1st, 3-17-93
 84 - Long Beach St. vs. Brigham Young, 1st, 3-16-85
 83 - Three tied (Most recent: Louisiana Tech vs. UCF 1st, 3-12-99)

FEWEST FIELD GOALS ATTEMPTED

40 - Montana vs. San Diego St., 1st, 3-16-95
 41 - Montana St. vs. Washington, 1st, 3-17-93
 41 - Southwest Mo. St. vs. Rutgers, 2nd, 3-19-01
 41 - Purdue vs. Villanova, 2nd, 3-23-04
 42 - Oregon vs. Missouri, 1st, 3-13-82
 43 - Oregon vs. Santa Clara, 1st, 3-16-94

HIGHEST FIELD GOAL PERCENTAGE

64.5% (40-62) - Duke vs. Wis.-Milwaukee, 1st, 3-17-01
 64.4% (38-59) - Vanderbilt vs. Northern Ill., 1st, 3-17-95
 63.3% (31-49) - LSU vs. Wis.-Green Bay, 2nd, 3-24-03
 60.9% (28-46) - Florida vs. Montana, 1st, 3-14-98
 60.8% (31-51) - Stanford vs. Western Mich., 1st, 3-22-03

LOWEST FIELD GOAL PERCENTAGE

22.4% (15-67) - Grambling vs. Stanford, 1st, 3-16-96
 22.6% (14-62) - Hampton vs. Texas, 1st, 3-23-03
 25.5% (13-51) - UCF vs. Louisiana Tech, 1st, 3-12-99
 25.8% (17-66) - Louisville vs. Duke, 2nd, 3-16-98
 26.2% (17-65) - Montana vs. Purdue, 2nd, 3-16-95
 26.2% (17-65) - Montana vs. Georgia, 1st, 3-18-00
 26.2% (16-61) - Western Ill. vs. North Carolina, 1st, 3-16-95

MOST THREE-POINT FIELD GOALS

11 - Southern Miss. vs. Southern Methodist, 1st, 3-16-95
 11 - Stanford vs. Howard, 1st, 3-15-97
 11 - Austin Peay vs. LSU, 1st, 3-21-04
 10 - Six tied (Most recent: Holy Cross vs. Rutgers, 1st, 3-17-00)

FEWEST THREE-POINT FIELD GOALS

0 - 19 teams (Most recent: TCU vs. Temple, 1st, 3-20-04)

MOST THREE-POINT FIELD GOALS ATTEMPTED

33 - Santa Clara vs. Oregon, 1st, 3-16-94
 32 - Florida vs. Washington, 2nd, 3-18-01
 29 - Wisconsin vs. Montana, 1st, 3-18-92
 28 - Marquette vs. Colorado, 1st, 3-16-94
 28 - Southern Miss. vs. Southern Methodist, 1st, 3-16-95

FEWEST THREE-POINT FIELD GOALS ATTEMPTED

0 - Montana vs. Cal St. Fullerton, 1st, 3-15-89
 1 - Long Beach St. vs. Colorado, 2nd, 3-19-88
 1 - Long Beach St. vs. California, 1st, 3-14-90
 1 - Stephen F. Austin vs. Creighton, 2nd, 3-22-92
 1 - UC Santa Barb. vs. Brigham Young, 1st, 3-17-93
 1 - Boise St. vs. Washington, 1st, 3-16-94

HIGHEST THREE-POINT FIELD GOAL PERCENTAGE (Min. six made)

75.0% (6-8) - Santa Clara vs. Texas Tech, 2nd, 3-20-92
 72.7% (8-11) - Colorado vs. Southern U., 1st, 3-15-02
 66.7% (6-9) - Villanova vs. Pepperdine, 1st, 3-16-02
 63.6% (7-11) - Penn St. vs. Louisiana Tech, 2nd, 3-14-99
 60.0% (6-10) - Stanford vs. UC Santa Barb., 2nd, 3-21-92
 60.0% (6-10) - Colorado vs. UC Santa Barb., 2nd, 3-20-93
 60.0% (9-15) - Alabama vs. North Carolina St., 2nd, 3-17-96
 60.0% (9-15) - Texas vs. Michigan St., 2nd, 3-23-04

LOWEST THREE-POINT FIELD GOAL PERCENTAGE (Min. nine att.)

7.7% (1-13) - Southwest Mo. St. vs. Colorado St., 2nd, 3-14-99
 9.1% (1-11) - Stephen F. Austin vs. Seton Hall, 1st, 3-16-95
 10.0% (1-10) - Vanderbilt vs. Memphis, 2nd, 3-19-95
 10.0% (1-10) - Temple vs. TCU, 1st, 3-20-04
 10.0% (2-20) - Colorado vs. Auburn, 2nd, 3-17-96
 10.0% (2-20) - Stanford vs. Oklahoma, 2nd, 3-19-01

MOST FREE THROWS

38 - Colorado St. vs. Southwest Mo. St., 2nd, 3-14-99
 32 - UCLA vs. Kentucky, 2nd, 3-15-99
 31 - Colorado vs. UNLV, 2nd, 3-18-89
 31 - Long Beach St. vs. California, 1st, 3-14-90
 31 - Kentucky vs. Nebraska, 1st, 3-13-99

FEWEST FREE THROWS

2 - Stanford vs. Maryland, 1st, 3-14-82
 2 - Washington vs. UCLA, 1st, 3-15-85
 2 - Long Beach St. vs. Stephen F. Austin, 2nd, 3-17-90
 2 - Seton Hall vs. North Carolina, 2nd, 3-18-95
 2 - Montana vs. Texas Tech, 1st, 3-15-97
 2 - Tulane vs. Minnesota, 1st, 3-22-03

MOST FREE THROWS ATTEMPTED

48 - Colorado St. vs. Southwest Mo. St., 2nd, 3-14-99
 42 - Long Beach St. vs. Howard, 1st, 3-12-82
 42 - North Carolina vs. Western Ill., 1st, 3-16-95
 40 - Long Beach St. vs. California, 1st, 3-14-90
 40 - Penn St. vs. Virginia, 1st, 3-12-99
 40 - Kentucky vs. Nebraska, 1st, 3-13-99

FEWEST FREE THROWS ATTEMPTED

3 - Stanford vs. Maryland, 1st, 3-14-82
 3 - Montana vs. Texas Tech, 1st, 3-15-97
 4 - Eastern Wash. vs. Oregon, 1st, 3-11-87
 4 - Tulane vs. Minnesota, 1st, 3-22-03
 5 - Seton Hall vs. North Carolina, 2nd, 3-18-95

HIGHEST FREE THROW PERCENTAGE (Min. 10 made)

94.1% (16-17) - Long Beach St. vs. Colorado, 2nd, 3-19-88
 93.8% (15-16) - Stanford vs. Georgia, 2nd, 3-20-00
 92.3% (12-13) - Louisville vs. Duke, 2nd, 3-16-98
 92.0% (23-25) - Texas A&M vs. Kent St., 1st, 3-15-96
 92.0% (23-25) - Stanford vs. Colorado St., 2nd, 3-18-96

LOWEST FREE THROW PERCENTAGE (Min. 10 made)

33.3% (5-15) - Utah vs. Louisville, 1st, 3-14-98
 35.7% (5-14) - Rice vs. UC Santa Barb., 1st, 3-18-00
 36.4% (4-11) - North Texas vs. Washington, 1st, 3-16-95

36.4% (4-11) - San Diego St. vs. Montana, 1st, 3-16-95

36.8% (7-19) - Western Ky. vs. Southern California, 2nd, 3-15-87

MOST REBOUNDS

63 - Washington vs. Vanderbilt, 1st, 3-15-97
 61 - Louisiana Tech vs. UCF, 1st, 3-12-99
 60 - Western Ky. vs. Southern California, 2nd, 3-15-87
 60 - Colorado vs. Marquette, 1st, 3-16-94
 59 - Southern California vs. Brigham Young, 1st, 3-16-84

FEWEST REBOUNDS

18 - Montana vs. Florida, 1st, 3-14-98
 21 - Texas vs. St. Joseph's, 1st, 3-17-00
 23 - Wis.-Green Bay vs. Stanford, 1st, 3-16-94
 23 - Virginia Tech vs. Florida, 2nd, 3-16-98
 23 - Stephen F. Austin vs. Texas Tech, 1st, 3-15-02
 23 - Villanova vs. Purdue, 2nd, 3-23-04

LARGEST REBOUND MARGIN

30 - Purdue (58) vs. Radford (28), 1st, 3-16-94
 27 - Louisiana Tech (61) vs. Central Fla. (34), 1st, 3-12-99
 25 - San Diego St. (49) vs. Hawaii (24), 1st, 3-16-94
 24 - Long Beach St. (58) vs. Howard (34), 1st, 3-12-82
 24 - UCLA (55) vs. Washington (31), 1st, 3-15-85

MOST ASSISTS (Since 1985)

35 - Stanford vs. Howard, 1st, 3-15-97
 29 - Virginia vs. Troy St., 1st, 3-14-97
 29 - Rutgers vs. Stephen F. Austin, 1st, 3-17-01
 29 - Texas vs. Hampton, 1st, 3-23-03
 28 - Georgia vs. Tennessee Tech, 1st, 3-16-85
 28 - Stanford vs. UC Irvine, 2nd, 3-15-85

FEWEST ASSISTS (Since 1985)

3 - Hampton vs. Texas, 1st, 3-23-03
 4 - Western Ky. vs. Southern California, 2nd, 3-15-87
 4 - Central Fla. vs. Louisiana Tech, 1st, 3-12-99
 4 - Texas vs. St. Joseph's, 1st, 3-17-00
 5 - Grambling vs. Stanford, 1st, 3-16-96
 5 - Penn St. vs. Louisiana Tech, 2nd, 3-14-99

MOST STEALS (Since 1988)

21 - Purdue vs. Radford, 1st, 3-16-94
 20 - Colorado vs. UNLV, 2nd, 3-18-89
 19 - Five tied (Most recent: Georgia vs. Eastern Ky., 1st, 3-14-97)

MOST BLOCKED SHOTS (Since 1988)

15 - UNLV vs. Colorado, 2nd, 3-18-89
 13 - North Carolina vs. Western Ill., 1st, 3-16-95
 11 - Purdue vs. Radford, 1st, 3-16-94
 11 - Stanford vs. Oklahoma, 2nd, 3-19-01
 11 - Colorado vs. Southern U., 1st, 3-15-02

MOST TURNOVERS

32 - Eastern Ky. vs. Georgia, 1st, 3-14-97
 31 - Oregon vs. Missouri, 1st, 3-13-82
 31 - Brigham Young vs. Long Beach St., 1st, 3-16-85
 31 - Radford vs. Purdue, 1st, 3-16-94
 31 - Purdue vs. Washington, 2nd, 3-20-

FEWEST TURNOVERS

5 - Stanford vs. Montana, 2nd, 3-19-94
 6 - Texas A&M vs. Florida, 1st, 3-16-94
 7 - Arkansas vs. Cincinnati, 1st, 3-23-03
 7 - Purdue vs. St. Francis (Pa.), 1st, 3-21-04
 7 - Michigan St. vs. Texas, 2nd, 3-23-04

MOST PERSONAL FOULS

36 - Southwest Mo. St. vs. Colorado St., 2nd, 3-14-99
 33 - Howard vs. Long Beach St., 1st, 3-12-82
 31 - Ohio St. vs. Drake, 1st, 3-14-82
 31 - Santa Clara vs. Oregon, 1st, 3-16-94
 29 - Four tied (Most recent: Nebraska vs. Kentucky, 1st, 3-13-99)

FEWEST PERSONAL FOULS

8 - La.-Monroe vs. Montana, OR, 3-15-83
 8 - Oregon vs. Eastern Wash., 1st, 3-11-87
 8 - San Diego vs. Nebraska, 1st, 3-17-93
 9 - Oklahoma vs. Stanford, 2nd, 3-19-01
 9 - Ohio St. vs. Weber St., 1st, 3-23-03

MOST DISQUALIFICATIONS

4 - UC Santa Barb. vs. Stanford, 2nd, 3-21-92
 3 - Nine tied (Most recent: Florida vs. Washington, 2nd, 3-18-01)

East Regional All-Tournament Teams

Most outstanding player is indicated by (*)

1982

*Valerie Walker, Cheyney
Yolanda Laney, Cheyney
Rosetta Guilford, Cheyney
Priscilla Gary, Kansas St.
Ginger Rouse, North Carolina St.

1983

*Medina Dixon, Old Dominion
Anne Donovan, Old Dominion
Helen Malone, Old Dominion
Kahadeejah Herbert, Penn St.
Anne Troyan, Penn St.

1984

*Yolanda Laney, Cheyney
Margaret Diaz, Cheyney
Medina Dixon, Old Dominion
Tracy Claxton, Old Dominion
Linda Page, North Carolina St.

1985

*Medina Dixon, Old Dominion
Tracy Claxton, Old Dominion
Donna Harrington, Old Dominion
Francine Lewis, Ohio St.
Suzie McConnell, Penn St.

1986

*Lillie Mason, Western Ky.
Clemette Haskins, Western Ky.
Kami Thomas, Western Ky.
Kristen Foley, Rutgers
Sue Wicks, Rutgers

1987

*Andrea Lloyd, Texas
Clarissa Davis, Texas
Beverly Williams, Texas
Regina Howard, Rutgers
Sue Wicks, Rutgers

1988

*Dawn Marsh, Tennessee
Bridgette Gordon, Tennessee
Telicher Austin, Rutgers
Daphne Hawkins, Virginia
Donna Holt, Virginia

1989

*Bridgette Gordon, Tennessee, Sr.
Sheila Frost, Tennessee, Sr.
Nikita Lowry, Ohio St., Sr.
Penny Toler, Long Beach St., Sr.
Traci Waites, Long Beach St., Sr.

1990

*Dawn Staley, Virginia, So.
Tammi Reiss, Virginia, So.
Daedra Charles, Tennessee, Jr.
Dena Head, Tennessee, So.
Dottie Van Gheem, Providence, Sr.

1991

*Kerry Bascom, Connecticut, Sr.
Wendy Davis, Connecticut, Jr.
Laura Lishness, Connecticut, Sr.
Paula Schuler, James Madison, Sr.
Cheron Wells, Clemson, Jr.

1992

*Dawn Staley, Virginia, Sr.
Heather Burge, Virginia, Jr.
Shelley Jarrard, Vanderbilt, Jr.
Rosemary Kosiorek, West Virginia, Sr.
Vicki Plowden, Miami (Fla.), Jr.

1993

*Audrey Burcy, Ohio St., Sr.
Averill Roberts, Ohio St., Sr.
Katie Smith, Ohio St., Fr.
Dena Evans, Virginia, Sr.
Heather Burge, Virginia, Sr.

1994

*Tonya Sampson, North Carolina, Sr.
Sylvia Crawley, North Carolina, Sr.
Carla Berube, Connecticut, Fr.
Rebecca Lobo, Connecticut, Jr.
Kara Wolters, Connecticut, Fr.

1995

*Jennifer Rizzotti, Connecticut, Jr.
Kara Wolters, Connecticut, So.
Rebecca Lobo, Connecticut, Sr.
Wendy Palmer, Virginia, Jr.
Tora Suber, Virginia, So.

1996

*Latina Davis, Tennessee, Sr.
Chamique Holdscaw, Tennessee, Fr.
Michelle Marciniak, Tennessee, Sr.
Tora Suber, Virginia, Jr.
De Mya Walker, Virginia, Fr.

1997

*Katryna Gaiher, Notre Dame, Sr.
Beth Morgan, Notre Dame, Sr.
Tajama Abraham, George Washington, Sr.
Noelia Gomez, George Washington, Jr.
Tracey Reid, North Carolina, Jr.

1998

*Chasity Melvin, North Carolina St., Sr.
Tynasha Lewis, North Carolina St., Fr.
Summer Erb, North Carolina St., So.
Paige Sauer, Connecticut, So.
Lisa Griffith, Arizona, So.

1999

*Georgia Schweitzer, Duke, So.
Nicole Erickson, Duke, Sr.
Michele VanGorp, Duke, Jr.
Chamique Holdscaw, Tennessee, Sr.
Tamika Catchings, Tennessee, Fr.

2000

*Svetlana Abrosimova, Connecticut, Jr.
Sue Bird, Connecticut, So.
Shea Ralph, Connecticut, Jr.
April Brown, LSU, Jr.
Marie Ferdinand, LSU, Jr.

2001

*Diana Taurasi, Connecticut, Fr.
Sue Bird, Connecticut, Jr.
Swin Cash, Connecticut, Jr.
Takeisha Lewis, Louisiana Tech, Jr.
Tynasha Lewis, North Carolina St., Sr.

2002

*Alana Beard, Duke, So.
Michele Matyasovsky, Duke, Jr.
Sheana Mosch, Duke, Jr.
Shaunzinski Gortman, South Carolina, Sr.
Jocelyn Penn, South Carolina, Jr.

2003

*Diana Taurasi, Connecticut, Jr.
Jessica Moore, Connecticut, So.
Barbara Turner, Connecticut, Fr.
Erika Valek, Purdue, Jr.
Shereka Wright, Purdue, Jr.

2004

*Diana Taurasi, Connecticut, Sr.
Barbara Turner, Connecticut, So.
April McDivitt, UC Santa Barb., Sr.
Jacqueline Batteast, Notre Dame, Jr.
Kelly Mazzante, Penn St., Sr.

Mideast Regional All-Tournament Teams

Most outstanding player is indicated by (*)

1982

*Sheila Collins, Tennessee
Paula Towns, Tennessee
Paula McGee, Southern California

Pam McGee, Southern California
Carol Waldeman, Penn St.

1983

*Janet Harris, Georgia
Teresa Edwards, Georgia
Tanya Haave, Tennessee
Denise Jackson, Indiana
Sandra Newborn, Mississippi

1984

*Mary Ostrowski, Tennessee
Tanya Haave, Tennessee
Paula Towns, Tennessee
Teresa Edwards, Georgia
Janet Harris, Georgia

1985

*Lillie Mason, Western Ky.
Clemette Haskins, Western Ky.
Andrea Lloyd, Texas
Sheila Collins, Tennessee
Jennifer Gillom, Mississippi

1986

*Shelley Sexton, Tennessee
Sheila Frost, Tennessee
Bonita Branch, LSU
Alisha Jones, LSU
Teresa Edwards, Georgia

1987

*Bridgette Gordon, Tennessee
Sheila Frost, Tennessee
Helene Baroody, Auburn
Vickie Orr, Auburn
Donna Harrington, Old Dominion

1988

*Diann McNeil, Auburn
Mae Ola Bolton, Auburn
Ruthie Bolton, Auburn
Lisa Brown, Maryland
Vicky Bullett, Maryland

1989

*Vickie Orr, Auburn, Sr.
Ruthie Bolton, Auburn, Sr.
Linda Godby, Auburn, Jr.
Cynthia Autry, Mississippi, Sr.
Andrea Stinson, North Carolina St., So.

1990

*Carolyn Jones, Auburn, Jr. (Tie MOP)
*Karen Deden, Washington, Jr. (Tie MOP)
C.C. Hayden, Auburn, So. (Tie)
Evelyn Thompson, Auburn, Sr.
Wendy Scholtens, Vanderbilt, Jr. (Tie)
Beth Hunt, South Carolina, Jr.

1991

*Kelli Casteel, Tennessee, Jr.
Jody Adams, Tennessee, So.
Daedra Charles, Tennessee, Sr.
C.C. Hayden, Auburn, Jr.
Chantel Tremithiere, Auburn, Sr.

1992

*Kim Pehlke, Western Ky., Sr.
Donna Gill, Purdue, Sr.
Jessie Hicks, Maryland, Jr.
Paulette Monroe, Western Ky., Jr.
Debbie Scott, Western Ky., Jr.

1993

*Laurie Aaron, Iowa, Sr.
Tia Jackson, Iowa, Jr.
Necole Tunsil, Iowa, Jr.
Tiffany Woosley, Tennessee, So.
Lisa Harrison, Tennessee, Sr.

1994

*Debra Williams, Louisiana Tech, So.
Pam Thomas, Louisiana Tech, Sr.
Lisa Leslie, Southern California, Sr.
Tina Thompson, Southern California, Fr.
Nikki McCrary, Tennessee, Jr.

1995

*Nikki McCrary, Tennessee, Sr.
Michelle Marciniak, Tennessee, Jr.
Dana Johnson, Tennessee, Sr.
Tabitha Truesdale, Texas Tech, Sr.
Gwen Doyle, Western Ky., Sr.

1996

*Jennifer Rizzotti, Connecticut, Sr.
Janelle Elliott, Connecticut, Sr.

Nykesha Sales, Connecticut, So.
Kara Wolters, Connecticut, Jr.
Sheri Sam, Vanderbilt, Sr.

1997

*DeLisha Milton, Florida, Sr.
Murriel Page, Florida, Jr.
Mery Andrade, Old Dominion, Jr.
Aubrey Eblin, Old Dominion, So.
Ticha Penicheiro, Old Dominion, Jr.

1998

*Chamique Holdsclaw, Tennessee, Jr.
Semeka Randall, Tennessee, Fr.
Nikki Teasley, North Carolina, Fr.
Chanel Wright, North Carolina, Jr.
Tracy Reid, North Carolina, Sr.

1999

*Kelly Miller, Georgia, So.
Pam Irwin-Osbolt, Georgia, Sr.
Stacy Frese, Iowa St., Jr.
Tracy Gahan, Iowa St., Fr.
Tamika Williams, Connecticut, Fr.

2000

*Tamika Catchings, Tennessee, Jr.
Semeka Randall, Tennessee, Jr.
Aleah Johnson, Texas Tech, Sr.
Plenette Pierson, Texas Tech, Fr.
Ruth Riley, Notre Dame, Jr.

2001

*Kelly Komara, Purdue, Jr.
Camille Cooper, Purdue, Sr.
Nicole Levandusky, Xavier, Sr.
Taru Tuukkanen, Xavier, Sr.
Jia Perkins, Texas Tech, Fr.

2002

*Sue Bird, Connecticut, Sr.
Asjha Jones, Connecticut, Sr.
Diana Taurasi, Connecticut, So.
Tamika Williams, Connecticut, Sr.
Lucienne Berthieu, Old Dominion, Sr.

2003

*Gwen Jackson, Tennessee, Sr.
Shyra Ely, Tennessee, So.
Kara Lawson, Tennessee, Sr.
Trish Juhline, Villanova, Sr.
Courtney Mix, Villanova, Jr.

2004

*Lindsay Whalen, Minnesota, Sr.
Kadidja Andersson, Minnesota, Sr.
Janel McCarville, Minnesota, Jr.
Alana Beard, Duke, Sr.
Monique Currie, Duke, So.

Midwest Regional All-Tournament Teams

Most outstanding player is indicated by ()*

1982

*Pam Kelly, Louisiana Tech
Janice Lawrence, Louisiana Tech
Valerie Still, Kentucky
Patty Jo Hedges, Kentucky
Sheila Foster, South Carolina

1983

*Janice Lawrence, Louisiana Tech
Lori Scott, Louisiana Tech
Priscilla Gary, Kansas St.
Terry Mackey, Texas
Annette Smith, Texas

1984

*Janice Lawrence, Louisiana Tech
Pam Gant, Louisiana Tech
Joyce Walker, LSU
Lisa Ingram, La.-Monroe
Andrea Lloyd, Texas

1985

*Chana Perry, La.-Monroe
Eun Jung Lee, La.-Monroe
Lisa Ingram, La.-Monroe
Pam Gant, Louisiana Tech
Tori Harrison, Louisiana Tech

1986

*Jennifer Gillom, Mississippi
Alisa Scott, Mississippi
Clarissa Davis, Texas
Kamie Ethridge, Texas
Beverly Williams, Texas

1987

*Tori Harrison, Louisiana Tech
Nora Lewis, Louisiana Tech
Teresa Weatherspoon, Louisiana Tech
Katrina McClain, Georgia
Michelle Edwards, Iowa

1988

*Teresa Weatherspoon, Louisiana Tech
Venus Lacy, Louisiana Tech
Sonja Henning, Stanford
Doreatha Conwell, Texas
Beverly Williams, Texas

1989

*Venus Lacy, Louisiana Tech, Jr.
Nora Lewis, Louisiana Tech, Sr.
Jennifer Azzi, Stanford, Jr.
Trisha Stevens, Stanford, So.
Patricia Woods, LSU, Sr.

1990

*Shantel Hardison, Louisiana Tech, Jr.
Venus Lacy, Louisiana Tech, Sr.
Edna Campbell, Texas, Jr.
Vicki Hall, Texas, So.
Andrea Stinson, North Carolina St., Jr.

1991

*Dawn Staley, Virginia, Jr.
Tonya Cardoza, Virginia, Sr.
Tammi Reiss, Virginia, Jr.
Brenda Hatchett, Lamar, So.
Delmonica DeHorney, Arkansas, Sr.

1992

*Tina Robbins, Southwest Mo. St., So.
Melody Howard, Southwest Mo. St., So.
Karen Rapier, Southwest Mo. St., Sr.
Jackie Martin, Mississippi, Sr.
Susan Robinson, Penn St., Sr.

1993

*Danielle Whitehurst, Louisiana Tech, Sr.
Pam Thomas, Louisiana Tech, Jr.
Shelley Jarrard, Vanderbilt, Sr.
Mara Cunningham, Vanderbilt, So.
Trenia Tillis, Stephen F. Austin, Jr.

1994

*Betsy Harris, Alabama, Sr.
Niesa Johnson, Alabama, Jr.
Yolanda Watkins, Alabama, So.
Helen Holloway, Penn St., Sr.
Jodi Brooks, Seton Hall, Sr.

1995

*Isabelle Fijalkowski, Colorado, Sr.
Shelley Sheetz, Colorado, Sr.
Saudia Roundtree, Georgia, Jr.
Kedra Holland, Georgia, So.
Jennifer Howard, North Carolina St., So.

1996

*Saudia Roundtree, Georgia, Sr.
Tracy Henderson, Georgia, Jr.
Vickie Johnson, Louisiana Tech, Sr.
Raquel Spurlock, Louisiana Tech, Sr.
Debra Williams, Louisiana Tech, Sr.

1997

*Chamique Holdsclaw, Tennessee, So.
Kellie Jolly, Tennessee, So.
Pashen Thompson, Tennessee, Sr.
Nykesha Sales, Connecticut, Jr.
Kara Wolters, Connecticut, Jr.

1998

*Alisa Burras, Louisiana Tech, Sr.
LaQuan Stallworth, Louisiana Tech, Jr.
Tamicha Jackson, Louisiana Tech, So.
Stephanie White, Purdue, Jr.
Ukari Figgs, Purdue, Jr.

1999

*Stephanie White-McCarty, Purdue, Sr.
Camille Cooper, Purdue, So.
Ukari Figgs, Purdue, Sr.
Tasha Pointer, Rutgers, So.
Shawnetta Stewart, Rutgers, Jr.

2000

*Helen Darling, Penn St., Sr.
Andrea Garner, Penn St., Sr.
Lisa Shepherd, Penn St., Jr.
Tamicha Jackson, Louisiana Tech, Sr.
Betty Lennox, Louisiana Tech, Sr.

2001

*Ruth Riley, Notre Dame, Sr.
Alicia Ratay, Notre Dame, So.
Kelly Siemon, Notre Dame, Sr.
Chantelle Anderson, Vanderbilt, So.
Zuzana Klimesova, Vanderbilt, Jr.

2002

*Chantelle Anderson, Vanderbilt, Jr.
Zuzi Klimesova, Vanderbilt, Sr.
Shyra Ely, Tennessee, Fr.
Gwen Jackson, Tennessee, Jr.
Melanie Pearson, Brigham Young, Sr.

2003

*Alana Beard, Duke, Jr.
Iciss Tillis, Duke, Jr.
Christi Thomas, Georgia, Jr.
Jordan Adams, New Mexico, Sr.
Plenette Pierson, Texas Tech, Sr.

2004

*Nicole Powell, Stanford, Sr.
Susan Borchart, Stanford, Jr.
Jessica Stratton, Baylor, Sr.
Tasha Butts, Tennessee, Sr.
LaToya Davis, Tennessee, Sr.
Shyra Ely, Tennessee, Jr.

West Regional All-Tournament Teams

Most outstanding player is indicated by ()*

1982

*Lorri Bauman, Drake
Myra Waters, Maryland
Debbie Lytle, Maryland
Jasmina Perazic, Maryland
LaTaunya Pollard, Long Beach St.

1983

*LaTaunya Pollard, Long Beach St.
Pam McGee, Southern California
Paula McGee, Southern California
Cheryl Miller, Southern California
Judy Spoelstra, Oregon St.

1984

*Paula McGee, Southern California
Cynthia Cooper, Southern California
Cheryl Miller, Southern California
Kirsten Cummings, Long Beach St.
Janet Harris, Georgia
Tina Hutchinson, San Diego St.

1985

*Teresa Edwards, Georgia
Cheryl Miller, Southern California
Cindy Brown, Long Beach St.
Jackie White, Long Beach St.
Roslind Boger, Long Beach St.

1986

*Cheryl Miller, Southern California
Cynthia Cooper, Southern California
Cindy Brown, Long Beach St.
Tori Harrison, Louisiana Tech
Angela Lawson, Louisiana Tech

1987

*Cindy Brown, Long Beach St.
Penny Toler, Long Beach St.
Margaret Mohr, Long Beach St.
Monica Lamb, Southern California
Tracey Hall, Ohio St.

1988

*Penny Toler, Long Beach St.
Traci Waites, Long Beach St.
Shanda Berry, Iowa
Michelle Edwards, Iowa
Cherie Nelson, Southern California

1989

*Deanna Tate, Maryland, Sr.
Vicky Bullett, Maryland, Sr.
Carla Holmes, Maryland, So.
Clarissa Davis, Texas, Sr.
Vicki Hall, Texas, Fr.

1990

*Jennifer Azzi, Stanford, Sr.
Trisha Stevens, Stanford, Jr.
Delmonica DeHorney, Arkansas, Jr.
Portia Hill, Stephen F. Austin, Sr.
Kimsey O'Neal, Mississippi, Sr.

1991

*Val Whiting, Stanford, So.
Sonja Henning, Stanford, Sr.
Julie Zeilstra, Stanford, Jr.
Stacey Ford, Georgia, Sr.
Lady Hardmon, Georgia, Jr.

1992

*Molly Goodenbour, Stanford, Jr.
Joni Easterly, Southern California, Jr.
Rachel Hemmer, Stanford, Fr.
Lisa Leslie, Southern California, So.
Sheryl Swoopes, Texas Tech, Jr.

1993

*Sheryl Swoopes, Texas Tech, Sr.
Krista Kirkland, Texas Tech, Sr.
Noel Johnson, Texas Tech, So.
Shelley Sheetz, Colorado, So.
Val Whiting, Stanford, Sr.

1994

*Leslie Johnson, Purdue, Fr.

Tonya Kirk, Purdue, So.
Christy Hedgpeth, Stanford, Sr.
Anita Kaplan, Stanford, Jr.
Jamillah Lang, Colorado, So.

1995

*Anita Kaplan, Stanford, Sr.
Kristin Folk, Stanford, Fr.
Jennifer Jacoby, Purdue, Sr.
Jannon Roland, Purdue, So.
Marion Jones, North Carolina, So.

1996

*Kate Starbird, Stanford, Jr.
Naomi Mulitauaoepele, Stanford, So.
Vanessa Nygaard, Stanford, So.
Shalonda Enis, Alabama, Jr.
Laticia Morris, Auburn, Jr.

1997

*Jamila Wideman, Stanford, Sr.
Kate Starbird, Stanford, Sr.
Kristin Folk, Stanford, So.
Olympia Scott, Stanford, Jr.
Kedra Holland-Corn, Georgia, Sr.

1998

*Sytia Messer, Arkansas, Jr.
Treva Christensen, Arkansas, Sr.
Christy Smith, Arkansas, Sr.
Peppi Browne, Duke, So.
Nicole Erickson, Duke, Jr.

1999

*Amanda Wilson, Louisiana Tech, Sr.
Monica Maxwell, Louisiana Tech, Sr.
Betty Lennox, Louisiana Tech, Jr.

Michelle Greco, UCLA, Fr.
Maylana Martin, UCLA, Jr.

2000

*Shawnetta Stewart, Rutgers, Sr.
Tasha Pointer, Rutgers, Jr.
Tammy Sutton-Brown, Rutgers, Jr.
Coco Miller, Georgia, Jr.
Kelly Miller, Georgia, Jr.

2001

*Jackie Stiles, Southwest Mo. St., Sr.
Tara Michem, Southwest Mo. St., Sr.
Andrea Lalum, Washington, Fr.
Alana Beard, Duke, Fr.
Caton Hill, Oklahoma, So.

2002

*Stacey Dales, Oklahoma, Sr.
LaNeishea Caufield, Oklahoma, Sr.
Caton Hill, Oklahoma, Jr.
Eisha Bohman, Colorado, Sr.
Nicole Powell, Stanford, So.

2003

*Heather Schreiber, Texas, So.
Jamie Carey, Texas, Jr.
Stacy Stephens, Texas, Jr.
Aiysha Smith, LSU, Sr.
Cheryl Ford, Louisiana Tech, Sr.

2004

*Seimone Augustus, LSU, So.
Temeka Johnson, LSU, Sr.
Jenese Hardrick, Georgia, Jr.
Christi Thomas, Georgia, Sr.
Jamie Carey, Texas, Jr.

East Regional History

Dates	Site	Facility	Semifinals Attendance	Final Attendance
March 18 & 20, 1982	Raleigh, NC	Raleigh Coliseum	1,048	1,560
March 24 & 26, 1983	University Park	Recreation Hall	2,260	2,976
March 22 & 24, 1984	Norfolk, VA	ODU Fieldhouse	3,505	4,039
March 21 & 23, 1985	Norfolk, VA	ODU Fieldhouse	2,812	3,086
March 20 & 22, 1986	Philadelphia	Palestra	2,287	2,121
March 19 & 21, 1987	Fayetteville, NC	Cumberland County Memorial Arena	2,738	2,389
March 24 & 26, 1988	Norfolk, VA	ODU Fieldhouse	3,247	3,489
March 23 & 25, 1989	Bowling Green, KY	E.A. Diddle Arena	2,500	2,200
March 22 & 24, 1990	Norfolk, VA	ODU Fieldhouse	2,439	2,636
March 21 & 23, 1991	Philadelphia	Palestra	2,267	2,082
March 26 & 28, 1992	Charlottesville, VA	University Hall	8,185	8,715
March 25 & 27, 1993	Richmond, VA	Richmond Coliseum	7,488	7,859
March 24 & 26, 1994	Piscataway, NJ	Louis Brown Athletic Ctr.	4,278	4,351
March 23 & 25, 1995	Storrs, CT	Harry A. Gampel Pavilion	8,241	8,241
March 23 & 25, 1996	Charlottesville, VA	University Hall	7,860	8,379
March 22 & 24, 1997	Columbia, SC	Frank McGuire Arena	4,011	2,678
March 21 & 23, 1998	Dayton, OH	Dayton Arena	7,243	7,220
March 20 & 22, 1999	Greensboro, NC	Greensboro Coliseum	13,204	12,235
March 25 & 27, 2000	Richmond, VA	Stuart Siegel Center	5,702	5,872
March 24 & 26, 2001	Pittsburgh	Mellon Arena	9,021	9,397
March 23 & 25, 2002	Raleigh, NC	Entertainment & Sports Arena	4,613	8,107
March 30 & April 1, 2003	Dayton, OH	University of Dayton Arena	9,552	8,503
March 27 & 29, 2004	Hartford, CT	Hartford Civic Center	14,253	14,855

Mideast Regional History

Dates	Site	Facility	Semifinals Attendance	Final Attendance
March 19 & 21, 1982	Knoxville, TN	Stokely Athletics Center	3,413	3,279
March 23 & 25, 1983	Notre Dame, IN	Joyce Athletic & Convention Center	851	381
March 23 & 25, 1984	Knoxville, TN	Stokely Athletics Center	2,235	3,796
March 22 & 24, 1985	Bowling Green, KY	E. A. Diddle Arena	4,900	6,500
March 20 & 22, 1986	Iowa City, IA	Carver-Hawkeye Arena	1,612	1,669
March 19 & 21, 1987	Knoxville, TN	Stokely Center	5,420	7,533
March 24 & 26, 1988	Athens, GA	Georgia Coliseum	2,116	1,011
March 23 & 25, 1989	Auburn, AL	Beard-Eaves Memorial Coliseum	4,500	5,074

Dates	Site	Facility	Semifinals Attendance	Final Attendance
March 22 & 24, 1990	Iowa City, IA	Carver-Hawkeye Arena	4,975	5,030
March 21 & 23, 1991	Knoxville, TN	Thompson-Boling Arena	6,023	6,588
March 26 & 28, 1992	West Lafayette, IN	Mackey Arena	5,802	5,174
March 25 & 27, 1993	Iowa City, IA	Carver-Hawkeye Arena	8,376	12,343
March 24 & 26, 1994	Fayetteville, AR	Bud Walton Arena	3,857	4,704
March 23 & 25, 1995	Knoxville, TN	Thompson-Boling Arena	10,629	13,466
March 23 & 25, 1996	Rosemont, IL	Rosemont Horizon	7,190	6,333
March 22 & 24, 1997	West Lafayette, IN	Mackey Arena	2,901	2,742
March 21 & 23, 1998	Nashville, TN	Memorial Gym	14,711	14,848
March 20 & 22, 1999	Cincinnati	Shoemaker Center	5,772	6,174
March 25 & 27, 2000	Memphis, TN	The Pyramid	8,093	7,814
March 24 & 26, 2001	Birmingham, AL	Birmingham-Jefferson Convention Complex Arena	6,576	4,092
March 23 & 25, 2002	Milwaukee	U.S. Cellular Arena	7,123	6,997
March 29 & 31, 2003	Knoxville, TN	Thompson-Boling Arena	10,507	10,217
March 28 & 30, 2004	Norfolk, VA	Ted Constant Convocation Center	7,703	7,860

Midwest Regional History

Dates	Site	Facility	Semifinals Attendance	Final Attendance
March 18 & 20, 1982	Ruston, LA	Memorial Gym	4,200	4,200
March 25 & 27, 1983	Ruston, LA	Assembly Center	5,650	5,905
March 23 & 25, 1984	Ruston, LA	Assembly Center	7,650	6,840
March 22 & 24, 1985	Monroe, LA	Ewing Coliseum	6,850	7,023
March 20 & 22, 1986	Austin, TX	Frank Erwin Center	7,474	10,064
March 19 & 21, 1987	Monroe, LA	Ewing Coliseum	2,783	3,288
March 24 & 26, 1988	Austin, TX	Frank Erwin Center	8,074	12,288
March 23 & 25, 1989	Ruston, LA	Assembly Center	4,982	5,118
March 22 & 24, 1990	Austin, TX	Frank Erwin Center	7,200	12,390
March 21 & 23, 1991	Austin, TX	Frank Erwin Center	3,625	5,259
March 26 & 28, 1992	Boulder, CO	Coors Events Center	3,532	3,566
March 25 & 27, 1993	Nacogdoches, TX	Johnson Coliseum	7,203	7,203
March 24 & 26, 1994	Austin, TX	Frank Erwin Center	6,166	5,894
March 23 & 25, 1995	Des Moines, IA	Knapp Center	5,239	5,561
March 23 & 25, 1996	Nacogdoches, TX	Johnson Coliseum	7,203	7,203
March 22 & 24, 1997	Iowa City, IA	Carver-Hawkeye Arena	5,107	4,257
March 21 & 23, 1998	Lubbock, TX	Municipal Coliseum	7,823	7,823
March 20 & 22, 1999	Normal, IL	Redbird Arena	9,041	8,844
March 25 & 27, 2000	Kansas City, MO	Kemper Arena	8,195	3,608
March 24 & 26, 2001	Denver, CO	Pepsi Arena	10,559	8,422
March 23 & 25, 2002	Ames, IA	James H. Hilton Coliseum	8,407	8,206
March 29 & 31, 2003	Albuquerque, NM	University Arena/The Pit	16,182	12,413
March 28 & 30, 2004	Norman, OK	Lloyd Noble Center	7,300	6,618

West Regional History

Dates	Site	Facility	Semifinals Attendance	Final Attendance
March 19 & 21, 1982	Stanford, CA	Maples Pavilion	706	250
March 24 & 26, 1983	Los Angeles	Pauley Pavilion	2,319	4,216
March 22 & 24, 1984	Los Angeles	Sports Arena	3,718	5,160
March 21 & 23, 1985	Los Angeles	Pauley Pavilion	4,624	3,247
March 20 & 22, 1986	Long Beach	Long Beach Arena	2,150	3,109
March 19 & 21, 1987	Los Angeles	Pauley Pavilion	2,121	2,670
March 24 & 26, 1988	Long Beach	Campus Gymnasium	2,103	2,179
March 23 & 25, 1989	Austin, TX	Frank Erwin Center	9,701	12,874
March 22 & 24, 1990	Stanford, CA	Maples Pavilion	7,238	7,500
March 21 & 23, 1991	Las Vegas	Thomas & Mack Center	1,237	1,509
March 26 & 28, 1992	Seattle	Edmundson Pavilion	3,623	3,477
March 25 & 27, 1993	Missoula, MT	Dahlberg Arena	6,284	7,131
March 24 & 26, 1994	Stanford, CA	Maples Pavilion	7,000	7,500
March 23 & 25, 1995	Los Angeles	Pauley Pavilion	4,078	4,035
March 23 & 25, 1996	Seattle	Edmundson Pavilion	5,753	4,589
March 22 & 24, 1997	Missoula, MT	Dahlberg Arena	6,348	5,975
March 21 & 23, 1998	Oakland, CA	New Arena	6,564	5,801
March 20 & 22, 1999	Los Angeles	Sports Arena	4,583	5,302
March 25 & 27, 2000	Portland, OR	Memorial Coliseum	6,041	4,209
March 24 & 26, 2001	Spokane, WA	Spokane Arena	10,948	11,144
March 23 & 25, 2002	Boise, ID	Boise State University Pavilion	5,794	6,107
March 30 & April 1, 2003	Stanford, CA	Maples Pavilion	3,678	2,902
March 27 & 29, 2004	Seattle	Bank of America Arena	4,620	4,745

East Regional Participants

YEAR	CHAMPION	RUNNER-UP	CHAMPIONSHIP GAME SCORE	SEMIFINALISTS
1982	Cheyney	Kansas St.	93-71	Old Dominion North Carolina St.
1983	Old Dominion	Penn St.	74-60	Cheyney Maryland
1984	Cheyney	Old Dominion	80-71	North Carolina North Carolina St.
1985	Old Dominion	Ohio St.	72-68	North Carolina St. Penn St.
1986	Western Ky.	Rutgers	89-74	James Madison Penn St.
1987	Texas	Rutgers	85-77	James Madison North Carolina St.
1988	Tennessee	Virginia	84-76	James Madison Rutgers
1989	Tennessee	Long Beach St.	94-80	Ohio St. Virginia
1990	Virginia	Tennessee	79-75	Clemson Providence
1991	Connecticut	Clemson	60-57	James Madison North Carolina St.
1992	Virginia	Vanderbilt	70-58	Miami (Fla.) West Virginia
1993	Ohio St.	Virginia	75-73	Georgetown Western Ky.
1994	North Carolina	Connecticut	81-69	Southern Miss. Vanderbilt
1995	Connecticut	Virginia	67-63	Alabama Louisiana Tech
1996	Tennessee	Virginia	52-46	Kansas Old Dominion
1997	Notre Dame	George Washington	62-52	Alabama North Carolina
1998	North Carolina St.	Connecticut	60-52	Arizona Old Dominion
1999	Duke	Tennessee	69-63	Old Dominion Virginia Tech
2000	Connecticut	LSU	86-71	Duke Oklahoma
2001	Connecticut	Louisiana Tech	67-48	Missouri North Carolina St.
2002	Duke	South Carolina	77-68	Drake Texas
2003	Connecticut	Purdue	73-64	Boston College Notre Dame
2004	Connecticut	Penn St.	66-49	UC Santa Barb. Penn St.

Mideast Regional Participants

YEAR	CHAMPION	RUNNER-UP	CHAMPIONSHIP GAME SCORE	SEMIFINALISTS
1982	Tennessee	Southern California	91-90	Memphis Penn St.
1983	Georgia	Tennessee	67-63	Indiana Mississippi
1984	Tennessee	Georgia	73-61	Alabama Mississippi
1985	Western Ky.	Mississippi	72-68	Tennessee Texas
1986	Tennessee	LSU	67-65	Georgia Ohio St.
1987	Tennessee	Auburn	77-61	Old Dominion Virginia
1988	Auburn	Maryland	103-74	Georgia Ohio St.
1989	Auburn	Mississippi	77-51	Clemson North Carolina St.
1990	Auburn	Washington	76-50	South Carolina Vanderbilt
1991	Tennessee	Auburn	69-65	Vanderbilt Western Ky.
1992	Western Ky.	Maryland	75-70	Purdue Tennessee
1993	Iowa	Tennessee	72-56	Auburn North Carolina
1994	Louisiana Tech	Southern California	75-66	Tennessee Virginia
1995	Tennessee	Texas Tech	80-59	Washington Western Ky.
1996	Connecticut	Vanderbilt	67-57	Iowa San Francisco
1997	Old Dominion	Florida	53-51	LSU Louisiana Tech
1998	Tennessee	North Carolina	76-70	Illinois Rutgers
1999	Georgia	Iowa St.	89-71	Clemson Connecticut
2000	Tennessee	Texas Tech	57-44	Notre Dame Virginia
2001	Purdue	Xavier	88-78	Tennessee Texas Tech
2002	Connecticut	Old Dominion	85-64	Kansas St. Penn St.
2003	Tennessee	Villanova	73-49	Colorado Penn St.
2004	Minnesota	Duke	82-75	Boston College Louisiana Tech

Midwest Regional Participants

YEAR	CHAMPION	RUNNER-UP	CHAMPIONSHIP GAME SCORE	SEMIFINALISTS
1982	Louisiana Tech	Kentucky	82-60	Arizona St. South Carolina
1983	Louisiana Tech	Texas	72-58	Auburn Kansas St.
1984	Louisiana Tech	Texas	85-60	LSU La.-Monroe
1985	La.-Monroe	Louisiana Tech	85-76	Auburn San Diego St.
1986	Texas	Mississippi	66-63	Auburn Oklahoma
1987	Louisiana Tech	Iowa	66-65	Georgia Southern Ill.
1988	Louisiana Tech	Texas	83-80	Mississippi Stanford
1989	Louisiana Tech	Stanford	85-75	Iowa LSU
1990	Louisiana Tech	Texas	71-57	North Carolina St. Purdue
1991	Virginia	Lamar	85-70	Arkansas Oklahoma St.
1992	Southwest Mo. St.	Mississippi	94-71	Penn St. UCLA
1993	Vanderbilt	Louisiana Tech	58-53	Southwest Mo. St. Stephen F. Austin
1994	Alabama	Penn St.	96-82	Seton Hall Texas Tech
1995	Georgia	Colorado	82-79	George Washington North Carolina St.
1996	Georgia	Louisiana Tech	90-76	Stephen F. Austin Texas Tech
1997	Tennessee	Connecticut	91-81	Colorado Illinois
1998	Louisiana Tech	Purdue	72-65	Alabama Notre Dame
1999	Purdue	Rutgers	75-62	North Carolina Texas Tech
2000	Penn St.	Louisiana Tech	86-65	Iowa St. Old Dominion
2001	Notre Dame	Vanderbilt	72-64	Iowa St. Utah
2002	Tennessee	Vanderbilt	68-63	Brigham Young North Carolina
2003	Duke	Texas Tech	57-51	Georgia New Mexico
2004	Tennessee	Stanford	62-60	Baylor Vanderbilt

West Regional Participants

YEAR	CHAMPION	RUNNER-UP	CHAMPIONSHIP GAME SCORE	SEMIFINALISTS
1982	Maryland	Drake	89-78	Long Beach St. Missouri
1983	Southern California	Long Beach St.	81-74	Arizona St. Oregon St.
1984	Southern California	Long Beach St.	90-74	Montana San Diego St.
1985	Georgia	Long Beach St.	97-82	Southern California UCLA
1986	Southern California	Louisiana Tech	80-64	Long Beach St. North Carolina
1987	Long Beach St.	Ohio St.	102-82	Mississippi Southern California
1988	Long Beach St.	Iowa	98-78	Southern California Washington
1989	Maryland	Texas	79-71	UNLV Stephen F. Austin
1990	Stanford	Arkansas	114-87	Mississippi Stephen F. Austin
1991	Stanford	Georgia	75-67	Long Beach St. Washington
1992	Stanford	Southern California	82-62	Stephen F. Austin Texas Tech
1993	Texas Tech	Colorado	79-54	Southern California Stanford
1994	Purdue	Stanford	82-65	Colorado Texas A&M
1995	Stanford	Purdue	69-58	North Carolina Vanderbilt
1996	Stanford	Auburn	71-57	Alabama Penn St.
1997	Stanford	Georgia	82-47	Virginia Vanderbilt
1998	Arkansas	Duke	77-72	Florida Kansas
1999	Louisiana Tech	UCLA	88-62	Colorado St. LSU
2000	Rutgers	Georgia	59-51	North Carolina UAB
2001	Southwest Mo. St.	Washington	104-87	Duke Oklahoma
2002	Oklahoma	Colorado	94-60	Stanford Texas Tech
2003	Texas	LSU	73-60	Louisiana Tech Minnesota
2004	LSU	Georgia	62-60	Purdue Texas

Question...

Which state has hosted the most regional games in tournament history?

Answer...

California with 39.



The Tournament

Tournament Records.....	58
Series Records.....	62
Career Records	63
Overtime Records.....	64
One-Point Games.....	65
Two-Point Games	65
Three-Point Games	66
Tournament History Facts	66
Individual Statistical Leaders.....	68
Tournament Scoring Leaders.....	70
Conference Won-Lost Records	77
Year-by-Year Automatic Conference Bids	81
Tournament Television Ratings History.....	82
Financial History	82
Tournament History	83
Team-By-Team Won-Lost Records.....	86



Tournament Records

[OR = opening round; 1st = first round; 2nd = second round; RSF = regional semifinal; RF = regional final; SF = national semifinals; CH = championship]

Single Game, Individual

MOST POINTS

- 50 - Lorri Bauman, Drake vs. Maryland, West RF, 3-21-82
- 47 - Sheryl Swoopes, Texas Tech vs. Ohio St., CH, 4-4-93
- 43 - Barbara Kennedy, Clemson vs. Penn St., Mideast 1st, 3-12-82
- 41 - Jackie Stiles, Southwest Mo. St. vs. Duke, West RSF, 3-24-01
- 40 - LaTaunya Pollard, Long Beach St. vs. Howard, West 1st, 3-12-82
- 40 - Cindy Brown, Long Beach St. vs. Ohio St., West RF, 3-21-87
- 40 - Tamika Whitmore, Memphis vs. Youngstown St., East 1st, 3-13-98
- 40 - Tara Mitchem, Southwest Mo. St. vs. Toledo, West 1st, 3-17-01
- 39 - Portia Hill, Stephen F. Austin vs. Arkansas, West RSF, 3-22-90
- 39 - Delmonica DeHorney, Arkansas vs. Stanford, West RF, 3-24-90
- 39 - Kerry Bascom, Connecticut vs. Toledo, East 2nd, 3-16-91
- 39 - Sheri Sam, Vanderbilt vs. Harvard, Mideast 1st, 3-15-96
- 39 - Alicia Thompson, Texas Tech vs. Grambling, Midwest 1st, 3-13-98
- 39 - Chamique Holdsclaw, Tennessee vs. Boston College, East 2nd, 3-15-99

MOST FIELD GOALS

- 21 - Lorri Bauman, Drake vs. Maryland, West RF, 3-21-82
- 20 - Barbara Kennedy, Clemson vs. Penn St., Mideast 1st, 3-12-82
- 17 - Lisa Ingram, La.-Monroe vs. Texas, Midwest RSF, 3-23-84
- 17 - Portia Hill, Stephen F. Austin vs. Arkansas, West RSF, 3-22-90



Photo courtesy of Florida Sports Information

Seven three pointers from Brandi McCain were not enough to help Florida past Washington in the second-round match-up. Washington won that game 86-75 and advanced to the regional finals in 2001.

- 17 - Tamika Whitmore, Memphis vs. Youngstown St., East 1st, 3-13-98
- 16 - Clinette Jordan, Oklahoma St. vs. Miami (Fla.), Midwest 1st, 3-15-89
- 16 - Shannon Cate, Montana vs. Iowa, West 1st, 3-13-91
- 16 - Beth Hasenmiller, DePaul vs. Oklahoma St., Midwest 1st, 3-13-91
- 16 - Sheryl Swoopes, Texas Tech vs. Ohio St., CH, 4-4-93
- 16 - Summer Erb, North Carolina St. vs. Mississippi St., Midwest 1st, 3-13-99
- 16 - Chantelle Anderson, Vanderbilt vs. Iowa St., Midwest RSF, 3-24-01

MOST FIELD GOALS ATTEMPTED

- 35 - Lorri Bauman, Drake vs. Maryland, West RF, 3-21-82
- 33 - Jamie Redd, Washington vs. Purdue, Midwest 1st, 3-14-98
- 32 - Barbara Kennedy, Clemson vs. Penn St., Mideast 1st, 3-12-82
- 32 - Tina Hutchinson, San Diego St. vs. Oregon, West 1st, 3-16-84
- 32 - Termika Mitchell, Grambling vs. Alabama, Midwest 1st, 3-12-99
- 32 - Betty Lennox, Louisiana Tech vs. Old Dominion, Midwest RSF, 3-25-00
- 30 - Tina Hutchinson, San Diego St. vs. Long Beach St., West RSF, 3-22-84
- 30 - Cheryl Taylor, Tennessee Tech vs. Tennessee, Mideast 2nd, 3-15-87
- 30 - Shannon Cate, Montana vs. Iowa, West 1st, 3-13-91
- 30 - Carolyn Aldridge, Tennessee St. vs. Oregon St., Mideast 1st, 3-17-95

HIGHEST FIELD GOAL PERCENTAGE

(Min. 10 made)

- 100.0% (11-11) - Terry Carmichael, St. Joseph's (Pa.) vs. North Carolina St., East 1st, 3-15-85
- 100.0% (10-10) - Genia Miller, Cal St. Fullerton vs. Louisiana Tech, West 1st, 3-13-91
- 100.0% (10-10) - Jessica Davenport, Ohio St. vs. West Virginia, Mideast 1st, 3-20-04
- 100.0% (10-10) - Beth Swink, St. Francis (Pa.) vs. Purdue, West 1st, 3-21-04
- 93.8% (15-16) - Lea Wise, Kentucky vs. Illinois, Midwest 1st, 3-14-82
- 91.7% (11-12) - Albena Branzova, Florida Int'l vs. Old Dominion, Mideast 1st, 3-16-95
- 90.9% (10-11) - Chequita Wood, Maryland vs. Cheyney, East 1st, 3-17-84
- 90.9% (10-11) - Vickie Johnson, Louisiana Tech vs. Mississippi, Mideast 2nd, 3-19-94
- 90.9% (10-11) - Kara Wolters, Connecticut vs. Auburn, East 2nd, 3-20-94
- 90.9% (10-11) - Bethany Donaphin, Stanford vs. Tulane, West 2nd, 3-18-02
- 87.5% (14-16) - Pam Kelly, Louisiana Tech vs. Kentucky, Midwest RF, 3-20-82
- 87.5% (14-16) - Delmonica DeHorney, Arkansas vs. Stephen F. Austin, West RSF, 3-22-90

MOST THREE-POINT FIELD GOALS

- 8 - Julie Krommenhoek, Utah vs. Louisville, West 1st, 3-14-98
- 7 - Monick Foote, Virginia vs. Florida, East 2nd, 3-18-95
- 7 - Danielle Viglione, Texas vs. Southwest Mo. St., East 1st, 3-16-96
- 7 - Katrina Price, Stephen F. Austin vs. Toledo, Midwest 1st, 3-14-97
- 7 - Jillian Danker, Vanderbilt vs. Idaho St., Midwest 1st, 3-17-01
- 7 - Brandi McCain, Florida vs. Washington, West 2nd, 3-18-01
- 7 - Erin Thorn, Brigham Young vs. Florida, Midwest 1st, 3-16-02
- 7 - Laurie Koehn, Kansas St. vs. Notre Dame, East 2nd, 3-25-03
- 6 - 45 tied (Most recent: Kera Bergeron, Austin Peay vs. LSU, West 1st, 3-21-04)

MOST THREE-POINT FIELD GOALS ATTEMPTED

- 26 - Brandi McCain, Florida vs. Washington, West 2nd, 3-18-01
- 21 - Jamie Craighead, Oregon vs. Iowa, Midwest 1st, 3-17-01

- 18 - Niesa Johnson, Alabama vs. Duke, East 2nd, 3-18-95
- 17 - Carolyn Aldridge, Tennessee St. vs. Oregon St., Mideast 1st, 3-17-95
- 17 - Laurie Koehn, Kansas St. vs. Notre Dame, East 2nd, 3-25-03
- 16 - Julie Krommenhoek, Utah vs. Southern Miss., Midwest 1st, 3-16-96
- 16 - Kim Mac Millan, Long Island vs. Connecticut, East 1st, 3-17-01
- 16 - Brooke Lassiter, Louisiana Tech vs. UC Santa Barb, East 1st, 3-15-02
- 15 - Katy Steding, Stanford vs. Auburn, CH, 4-1-90
- 15 - Bridgett Pettis, Florida vs. Virginia, East 2nd, 3-21-93
- 15 - Denise Goins, Grambling vs. Vanderbilt, East 1st, 3-16-94
- 15 - Termika Mitchell, Grambling vs. Alabama, Midwest 1st, 3-12-99
- 15 - Courtney Banghart, Dartmouth vs. Rutgers, Midwest 1st, 3-12-99

HIGHEST THREE-POINT FIELD GOAL PERCENTAGE

(Min. five made)

- 100.0% (6-6) - Heather Haanen, Colorado St. vs. Maryland, 1st, 3-17-01
- 100.0% (6-6) - Mary Cofield, Iowa St. vs. Temple, Midwest 1st, 3-16-02
- 100.0% (5-5) - Donna Holt, Virginia vs. St. John's (N.Y.), East 2nd, 3-19-88
- 100.0% (5-5) - Karen Middleton, South Carolina vs. Northwestern, Mideast 2nd, 3-17-90
- 100.0% (5-5) - Hillary Hager, Vanderbilt vs. Boston College, East 2nd, 3-24-03
- 87.3% (7-8) - Danielle Viglione, Texas vs. Southwest Mo. St., East 1st, 3-16-96
- 85.7% (6-7) - Mozell Brooks, Stephen F. Austin vs. LSU, West 1st, 3-16-88
- 85.7% (6-7) - Jennifer Howard, North Carolina vs. Georgia, Midwest RSF, 3-23-95
- 83.3% (5-6) - Vicki Hall, Texas vs. UNLV, West RSF, 3-23-89
- 83.3% (5-6) - Melody Howard, Southwest Mo. St. vs. Oklahoma St., Midwest 1st, 3-17-93
- 83.3% (5-6) - Marla Inman, Louisville vs. Oregon, Midwest 1st, 3-17-95
- 83.3% (5-6) - Samantha Tomlinson, Troy St. vs. Virginia, West 1st, 3-14-97
- 83.3% (5-6) - Lisa Griffith, Arizona vs. Western Ky., West 1st, 3-14-97
- 83.3% (5-6) - Talatha Bingham, Florida vs. Virginia Tech, West 2nd, 3-16-98
- 83.3% (5-6) - Jackie Campbell, Colorado St. vs. Maryland, East 1st, 3-17-01
- 83.3% (5-6) - Ashley McElhiney, Vanderbilt vs. Iowa St., Midwest RSF, 3-24-01
- 83.3% (5-6) - Rachel Stockdale, North Carolina St. vs. Auburn, East 1st, 3-21-04

MOST FREE THROWS

- 17 - Bridgette Gordon, Tennessee vs. Long Beach St., East RF, 3-25-89
- 16 - Lorri Bauman, Drake vs. Ohio St., West 1st, 3-14-82
- 16 - Amy Wetzel, Virginia Tech vs. Wisconsin, West 1st, 3-14-98
- 16 - Becky Hammon, Colorado St. vs. Cal St. Northridge, West 1st, 3-12-99
- 16 - Becky Hammon, Colorado St. vs. Southwest Mo. St., West 2nd, 3-14-99
- 16 - Jackie Stiles, Southwest Mo. St. vs. Rutgers, West 2nd, 3-19-01
- 15 - Sheryl Swoopes, Texas Tech vs. Colorado, West RF, 3-27-93
- 15 - Patty Stoffey, Loyola (Md.) vs. Oklahoma, East 1st, 3-16-95
- 15 - Tracy Reid, North Carolina vs. Howard, Mideast 1st, 3-13-98
- 15 - Ukari Figgs, Purdue vs. Washington, Midwest 1st, 3-14-98
- 15 - Chasity Melvin, North Carolina St. vs. Louisiana Tech, NSF, 3-27-98
- 15 - Maylana Martin, UCLA vs. Kentucky, West 2nd, 3-15-99
- 15 - Nicole Ohlde, Kansas St. vs. Valparaiso, Mideast 1st, 3-21-04

MOST FREE THROWS ATTEMPTED

- 21 - Allison Feaster, Harvard vs. Stanford, West 1st, 3-13-98
 21 - Nicole Ohlde, Kansas St. vs. Valparaiso, Mideast 1st, 3-21-04
 20 - Bridgette Gordon, Tennessee vs. Long Beach St., East RF, 3-25-89
 20 - Becky Hammon, Colorado St. vs. Cal St. Northridge, West 1st, 3-12-99
 19 - Tracy Reid, North Carolina vs. Howard, Mideast 1st, 3-13-98
 19 - Lucienne Berthieu, Old Dominion vs. Southern Methodist, Midwest 2nd, 3-20-00
 19 - Jackie Stiles, Southwest Mo. St. vs. Rutgers, West 2nd, 3-19-01
 19 - Lucienne Berthieu, Old Dominion vs. Georgia, Mideast 1st, 3-16-02
 18 - LaTaunya Pollard, Long Beach St. vs. Howard, West 1st, 3-12-82
 18 - Tonya Edwards, Tennessee vs. Virginia, East RF, 3-24-90
 18 - Maureen Holohan, Northwestern vs. Georgia Tech, Mideast 1st, 3-17-93
 18 - Beth Morgan, Notre Dame vs. Texas, East 2nd, 3-17-97
 18 - Jackie Stiles, Southwest Mo. St. vs. Colorado St., West 2nd, 3-14-99

HIGHEST FREE THROW PERCENTAGE (Min. 10 made)

- 100.0% - 34 tied (Most recent: 10-10, Lindsay Whalen, Minnesota vs. Kansas St., Mideast 2nd, 3-23-04)
 Best Perfect Game: 16-16, Lorri Bauman, Drake vs. Ohio St., West 1st, 3-14-82

MOST REBOUNDS

- 23 - Cheryl Taylor, Tennessee Tech vs. Georgia, West 1st, 3-16-85
 23 - Charlotte Smith, North Carolina vs. Louisiana Tech, CH, 4-3-94
 22 - Daedra Charles, Tennessee vs. Southwest Mo. St., Mideast 2nd, 3-16-91
 21 - Cherie Nelson, Southern California vs. Western Ky., West 2nd, 3-15-87
 20 - Alison Lang, Oregon vs. Missouri, West 1st, 3-13-82
 20 - Shelda Arceneaux, San Diego St. vs. Long Beach St., West RSF, 3-22-84
 20 - Tracy Claxton, Old Dominion vs. Georgia, CH, 3-31-85
 20 - Brigitte Combs, Western Ky. vs. West Va., East 1st, 3-15-89



Old Dominion guard Ticha Penicheiro (21) got a rare double-double in a 1998 first-round game against St. Francis. Penicheiro set the single-game tournament record for steals with 14 and finished the game among all-time leaders in assists with 15.

- 20 - Tandreia Green, Western Ky. vs. West Va., East 1st, 3-15-89
 20 - Hamchetou Maiga, Old Dominion vs. Southern Methodist, Midwest 2nd, 3-20-00
 20 - Naomi Mobley, Florida vs. Holy Cross, West 1st, 3-16-01

MOST ASSISTS (Since 1985)

- 18 - Tasha Pointer, Rutgers vs. Stephen F. Austin, West 1st, 3-17-01
 17 - Suzie McConnell, Penn St. vs. North Carolina St., East 1st, 3-17-85
 17 - Suzie McConnell, Penn St. vs. Rutgers, East RSF, 3-20-86
 17 - Melinda Schmucker, Texas Tech vs. Grambling, Midwest 1st, 3-13-98
 16 - MaChelle Joseph, Purdue vs. Northern Ill., Mideast 2nd, 3-22-92
 15 - Tabitha Truesdale, Texas Tech vs. Tulane, Mideast 1st, 3-16-95
 15 - Ticha Penicheiro, Old Dominion vs. St. Francis (Pa.), East 1st, 3-13-98
 15 - Sheila Lambert, Baylor vs. Drake, East 2nd, 3-17-02
 14 - Shanya Evans, Providence vs. James Madison, East 1st, 3-15-89
 14 - Andrea Nagy, Florida Int'l vs. Old Dominion, Mideast 1st, 3-16-95
 14 - Niesha Johnson, Alabama vs. Duke, East 2nd, 3-18-95
 14 - Jess Strom, Penn St. vs. Florida Int'l, Mideast 2nd, 3-17-02

NOTE: Anne Troyan, Penn St. vs. North Carolina St., East 1st, 3-19-83, recorded 19 assists, and Rhonda Windham, Southern California vs. Georgia, 4-1-83, recorded 14 assists before it became an official statistic.

MOST STEALS (Since 1988)

- 14 - Ticha Penicheiro, Old Dominion vs. St. Francis (Pa.), East 1st, 3-13-98
 10 - Ruthie Bolton, Auburn vs. Long Beach St., NSF, 4-1-88
 10 - Natalie Diaz, Old Dominion vs. Maine, East 2nd, 3-14-99
 9 - Tomika Young, Brigham Young vs. UC Santa Barb., West 1st, 3-17-93
 9 - Marion Jones, North Carolina vs. Western Ill., West 1st, 3-16-95
 9 - Nykesha Sales, Connecticut vs. Lehigh, Midwest 1st, 3-15-97
 8 - Seven tied (Most recent: Kelly Komara, Purdue vs. Old Dominion, Mideast 2nd, 3-18-02)

MOST BLOCKED SHOTS (Since 1988)

- 11 - Pauline Jordan, UNLV vs. Colorado, West 2nd, 3-18-89
 10 - Tracy Henderson, Georgia vs. Louisville, Midwest 2nd, 3-19-95
 9 - Kelly Schumacher, Connecticut vs. Tennessee, CH, 4-2-00
 9 - Meribeth Feenstra, Liberty vs. Georgia, 1st, 3-16-01
 8 - Dee Dee Franklin, LSU vs. Purdue, Midwest 2nd, 3-19-89
 8 - Delmonica DeHorney, Arkansas vs. UCLA, West 1st, 3-14-90
 8 - Tajama Abraham, George Washington vs. Northwestern, East 1st, 3-15-97
 8 - Jordan Adams, New Mexico vs. Miami (Fla.), Midwest 1st, 3-22-03
 7 - Lisa Tate, Kansas vs. Penn St., Midwest 2nd, 3-19-94
 7 - Martha Williams, George Washington vs. Colorado, Midwest RSF, 3-23-95
 7 - Tajama Abraham, George Washington vs. Maine, East 1st, 3-15-96
 7 - Kim Calhoun, Penn St. vs. Youngstown St., West 1st, 3-15-96
 7 - Michelle Snow, Tennessee vs. Rutgers, NSF, 3-31-00
 7 - Ruth Riley, Notre Dame vs. Purdue, CH, 4-1-01
 7 - Janel McCarville, Minnesota vs. Boston College, Mideast NSF, 3-28-04

NOTE: Anne Donovan, Old Dominion vs. Penn St., East F, 3-26-83, recorded 12 blocked shots, Anne Donovan, Old Dominion vs. St. Peter's, East 1st, 3-13-82, recorded eight blocked shots and Katrina McClain, Georgia vs. Western Ky., 3-29-85, recorded seven blocked shots before it became an official statistic.

Single Game, Team**MOST POINTS**

- 121 - Alabama vs. Duke (120), East 2nd, 3-18-95
 120 - Duke vs. Alabama (121), East 2nd, 3-18-95
 116 - Ohio St. vs. Syracuse (75), Mideast 2nd, 3-20-88
 116 - Connecticut vs. Hampton (45), East 1st, 3-17-00
 114 - Louisiana Tech vs. Tennessee Tech (53), Midwest 1st, 3-12-82
 114 - Stanford vs. Arkansas (87), West RF, 3-24-90
 113 - Tennessee vs. Appalachian St. (54), East 1st, 3-13-99
 112 - Georgia vs. Louisville (69), Mideast 1st, 3-17-84
 112 - Long Beach St. vs. Brigham Young (85), West 1st, 3-16-85
 111 - Tennessee vs. North Carolina A&T (37), Mideast 1st, 3-16-94

MOST POINTS IN ONE HALF

- 65 - Louisiana Tech vs. Tennessee Tech, 1st Half, Midwest 1st, 3-12-82
 65 - Connecticut vs. Hampton, 1st Half, East 1st, 3-17-00
 64 - Kentucky vs. Nebraska, West 1st, 3-13-99
 63 - Georgia vs. Louisville, 2nd Half, Mideast 1st, 3-17-84
 63 - Texas vs. La.-Monroe, 1st Half, Midwest RSF, 3-23-84
 63 - Ohio St. vs. Syracuse, 2nd Half, Mideast 2nd, 3-20-88
 62 - Long Beach St. vs. Brigham Young, 1st Half, West 1st, 3-16-85
 62 - Auburn vs. Maryland, 2nd Half, Mideast RF, 3-26-88
 61 - Cheyney vs. Monmouth (N.J.), 1st Half, East 1st, 3-18-83

FEWEST POINTS

- 29 - Long Island vs. Connecticut, East 1st, 3-17-01
 33 - Holy Cross vs. Penn St., Mideast 1st, 3-23-03
 34 - Southwest Mo. St. vs. Colorado (78), Midwest 2nd, 3-18-95
 35 - Monmouth (N.J.) vs. Cheyney (107), East 1st, 3-18-83
 35 - Lehigh vs. Connecticut (103), Midwest 1st, 3-15-97
 35 - Arizona St. vs. Vanderbilt, Midwest 2nd, 3-18-02
 36 - Oklahoma vs. Louisiana Tech (48), East 2nd, 3-18-95
 36 - St. Francis (Pa.) vs. Villanova, Mideast 1st, 3-23-03
 37 - St. Francis (Pa.) vs. Connecticut, Mideast 1st, 3-16-02
 38 - Southwest Tex. St. vs. Texas (66), East 1st, 3-15-97
 38 - Oakland vs. Vanderbilt, Midwest 1st, 3-16-02

FEWEST POINTS IN ONE HALF

- 10 - Long Island vs. Connecticut, East 1st, 3-17-01
 11 - Southwest Mo. St. vs. Colorado, 1st Half, Midwest 2nd, 3-18-95
 11 - Texas Tech vs. Rutgers, 1st Half, Midwest RSF, 3-20-99
 11 - New Mexico vs. Notre Dame, 2nd Half, Midwest 1st, 3-15-02
 12 - Stephen F. Austin vs. Rutgers, 1st Half, West 1st, 3-17-01
 12 - Michigan St. vs. TCU, 1st Half, East 1st, 3-23-03
 13 - Oklahoma vs. Louisiana Tech, 2nd Half, East 2nd, 3-18-95
 13 - Florida A&M vs. Clemson, 1st Half, Mideast 1st, 3-13-99
 13 - St. Francis (Pa.) vs. Villanova, 2nd Half, Mideast 1st, 3-23-03
 13 - Penn St. vs. Connecticut, 1st Half, East F, 3-29-04

LARGEST WINNING MARGIN

- 74 - Tennessee (111) vs. North Carolina A&T (37), Mideast 1st, 3-16-94
 72 - Cheyney (107) vs. Monmouth (N.J.) (35), East 1st, 3-18-83
 72 - Connecticut (101) vs. Long Island (29), East 1st, 3-17-01
 71 - Connecticut (116) vs. Hampton (45), East 1st, 3-17-00
 68 - Connecticut (103) vs. Lehigh (35), Midwest 1st, 3-15-97
 61 - Louisiana Tech (114) vs. Tennessee Tech (53), Midwest 1st, 3-12-82
 59 - Tennessee (113) vs. Appalachian St. (54), East 1st, 3-13-99

- 57 - Louisiana Tech (98) vs. Central Fla. (41), Midwest 1st, 3-16-96
 53 - Penn St. (94) vs. Fordham (41), Midwest 1st, 3-16-94
 52 - Tennessee (95) vs. Alabama St. (43), Mideast 1st, 3-22-03

MOST POINTS SCORED BY LOSING TEAM

- 120 - Duke vs. Alabama (121), East 2nd, 3-18-95
 94 - Michigan State vs. Oklahoma St. (96), Midwest 2nd, 3-16-91
 93 - Drake vs. George Washington (96), Midwest 2nd, 3-19-95
 92 - Nebraska vs. Kentucky (98), West 1st, 3-13-99
 91 - La.-Monroe vs. Texas (99), Midwest RSF, 3-23-84
 91 - Providence vs. Clemson (103), East 2nd, 3-16-91
 90 - Southern California vs. Tennessee (91), Mideast RF, 3-21-82
 90 - Texas vs. Western Ky. (92), Mideast RSF, 3-22-85
 87 - Arkansas vs. Stanford (114), West RF, 3-24-90
 87 - Fairfield vs. Providence (88), East 1st, 3-13-91
 87 - Tennessee Tech vs. Alabama (100), Mideast 1st, 3-18-92
 87 - Washington vs. Southwest Mo. St. (104), West RF, 3-26-01

MOST FIELD GOALS

- 50 - Georgia vs. Louisville, Mideast 1st, 3-17-84
 48 - Duke vs. Alabama, East 2nd, 3-18-95
 47 - Long Beach St. vs. Brigham Young, West 1st, 3-16-85
 47 - Maryland vs. Appalachian St., East 1st, 3-14-90
 45 - Long Beach St. vs. Ohio St., West RF, 3-21-87
 45 - Ohio St. vs. Syracuse, Mideast 2nd, 3-20-88
 45 - Stanford vs. Arkansas, West RF, 3-24-90
 44 - Cheyney vs. Monmouth (N.J.), East 1st, 3-18-83
 44 - Auburn vs. Maryland, Mideast RF, 3-26-88
 44 - Stanford vs. Illinois, Midwest 2nd, 3-18-89
 44 - Connecticut vs. Long Island, East 1st, 3-17-01

FEWEST FIELD GOALS

- 10 - Clemson vs. Connecticut, East 2nd, 3-19-00
 10 - Long Island vs. Connecticut, East 1st, 3-17-01
 11 - Southwest Mo. St. vs. Colorado, Midwest 2nd, 3-18-95
 12 - Northwestern vs. George Washington, East 1st, 3-15-97
 12 - Indiana vs. TCU, East 1st, 3-15-02
 12 - Colorado vs. UC Santa Barb., East 1st, 3-20-04
 13 - Loyola (Md.) vs. Oklahoma, East 1st, 3-16-95
 13 - Miami (Fla.) vs. Clemson, Midwest 1st, 3-14-98
 13 - Central Fla. vs. Louisiana Tech, West 1st, 3-12-99
 13 - Furman vs. Tennessee, Mideast 1st, 3-18-00
 13 - Austin Peay vs. Tennessee, Mideast 1st, 3-16-01
 13 - Colorado St. vs. Connecticut, East 2nd, 3-19-01
 13 - Holy Cross vs. Penn St., Mideast 1st, 3-23-03

MOST FIELD GOALS ATTEMPTED

- 114 - Alabama vs. Duke, East 2nd, 3-18-95
 93 - Duke vs. Alabama, East 2nd, 3-18-95
 91 - Southern Methodist vs. Southern Miss., West 1st, 3-16-95
 90 - Southern Miss. vs. Southern Methodist, West 1st, 3-16-95
 89 - San Diego St. vs. Long Beach St., West RSF, 3-22-84
 88 - Georgia vs. St. Francis (Pa.), Midwest 1st, 3-15-96
 88 - Grambling vs. Alabama, Midwest 1st, 3-12-99
 87 - Georgia vs. Louisville, Mideast 1st, 3-17-84
 87 - Alabama vs. Ga. Southern, Mideast 1st, 3-17-93
 87 - Georgia Tech vs. Northwestern, Mideast 1st, 3-17-93

FEWEST FIELD GOALS ATTEMPTED

- 38 - George Washington vs. Virginia, East 2nd, 3-17-96
 39 - Southern Ill. vs. Auburn, Midwest 2nd, 3-14-86
 40 - Vanderbilt vs. Iowa, Mideast 2nd, 3-17-90
 40 - Connecticut vs. Clemson, East RF, 3-23-91
 40 - Southwest Mo. St. vs. Iowa, Midwest 2nd, 3-22-92
 40 - Montana vs. San Diego St., West 1st, 3-16-95
 40 - Iowa St. vs. Rutgers, Mideast 2nd, 3-16-98
 41 - Montana St. vs. Washington, West 1st, 3-17-93
 41 - Xavier vs. Clemson, Mideast 2nd, 3-18-01
 41 - Southwest Mo. St. vs. Rutgers, West 2nd, 3-19-01
 41 - Kansas St. vs. Old Dominion, Mideast RSF, 3-23-02
 41 - Oklahoma vs. Marist, Midwest 1st, 3-20-04
 41 - Purdue vs. Villanova, West 2nd, 3-23-04

HIGHEST FIELD GOAL PERCENTAGE

- 75.0% (42-56) - Texas vs. Missouri, Midwest 2nd, 3-14-86
 71.0% (44-62) - Connecticut vs. Hampton, East 1st, 3-17-00
 68.9% (42-61) - Texas vs. Drake, Midwest 1st, 3-15-84
 68.1% (32-47) - Maryland vs. Southwest Mo. St., Midwest 2nd, 3-20-93
 67.8% (40-59) - Arizona St. vs. Georgia, Midwest 1st, 3-12-82
 67.4% (29-43) - Western Ky. vs. St. Joseph's (Pa.), East 2nd, 3-16-86
 67.2% (39-58) - Penn St. vs. North Carolina St., East 1st, 3-19-83
 66.2% (45-68) - Ohio St. vs. Syracuse, Mideast 2nd, 3-20-88
 65.5% (38-58) - Old Dominion vs. Kansas St., Mideast RSF, 3-23-02
 65.1% (41-63) - Louisiana Tech vs. Texas Tech, Midwest 1st, 3-16-84

LOWEST FIELD GOAL PERCENTAGE

- 15.4% (10-65) - Long Island vs. Connecticut, East 1st, 3-17-01
 20.3% (13-64) - Furman vs. Tennessee, Mideast 1st, 3-18-00
 20.4% (11-54) - Southwest Mo. St. vs. Colorado, Midwest 2nd, 3-18-95
 20.4% (10-49) - Clemson vs. Connecticut, East 2nd, 3-19-00
 21.1% (15-71) - Alcorn St. vs. Notre Dame, Midwest 1st, 3-17-01
 22.2% (12-54) - Northwestern vs. George Washington, East 1st, 3-15-97
 22.4% (15-67) - Grambling vs. Stanford, West 1st, 3-16-96
 22.6% (14-62) - Hampton vs. Texas, West 1st, 3-23-03
 23.0% (14-61) - Kansas vs. California, Midwest 1st, 3-17-93
 23.3% (17-73) - Southern Miss. vs. Louisiana Tech, Midwest 2nd, 3-18-96

MOST THREE-POINT FIELD GOALS

- 16 - Harvard vs. Vanderbilt, Mideast 1st, 3-15-96
 15 - Iowa St. vs. St. Francis (Pa.), Midwest 1st, 3-17-00
 14 - Xavier vs. Louisville, Mideast 1st, 3-16-01
 14 - Colorado St. vs. Maryland, East 1st, 3-17-01
 14 - Connecticut vs. Auburn, East 2nd, 3-23-04
 13 - Brigham Young vs. Oklahoma, East 1st, 3-18-00
 13 - New Mexico vs. Mississippi St., Midwest 2nd, 3-24-03
 12 - Stanford vs. Southern California, West RF, 3-28-92
 12 - Youngstown St. vs. Penn St., Midwest 1st, 3-17-00
 12 - Iowa St. vs. Florida St., Midwest 2nd, 3-18-01
 12 - Xavier vs. Clemson, Mideast 2nd, 3-18-01
 12 - Xavier vs. Purdue, Mideast RF, 3-26-01
 12 - Colorado vs. Brigham Young, Mideast 1st, 3-22-03

FEWEST THREE-POINT FIELD GOALS

- 0 - 111 tied (Most recent: Texas Tech vs. Maine, Mideast 1st, 3-20-04; TCU vs. Temple, West 1st, 3-20-04; North Carolina vs. Middle Tennessee, East 1st, 3-21-04; LSU vs. Tennessee, NSF, 4-4-04)

MOST THREE-POINT FIELD GOALS ATTEMPTED

- 52 - Alabama vs. Duke, East 2nd, 3-18-95
 41 - Alcorn St. vs. Notre Dame, Midwest 1st, 3-17-01
 34 - Alabama vs. Western Ky., Mideast 2nd, 3-21-92
 34 - Colorado St. vs. UCLA, West RSF, 3-20-99
 33 - Grambling vs. Vanderbilt, East 1st, 3-16-94
 33 - Santa Clara vs. Oregon, West 1st, 3-16-94
 33 - Xavier vs. Purdue, Mideast RF, 3-26-01
 32 - Toledo vs. Western Ky., Mideast 1st, 3-17-95
 32 - Stanford vs. Maine, East 1st, 3-12-99
 32 - Grambling vs. Alabama, Midwest 1st, 3-12-99
 32 - Florida vs. Washington, West 2nd, 3-18-01

FEWEST THREE-POINT FIELD GOALS ATTEMPTED

- 0 - 31 tied (Most recent: Georgia vs. Long Beach St., West RSF, 3-21-91)

HIGHEST THREE-POINT FIELD GOAL PERCENTAGE (Min. five made)

- 100.0% (5-5) - South Carolina vs. Northwestern, Midwest 2nd, 3-17-90
 87.5% (7-8) - Virginia Tech vs. Iowa, East 1st, 3-21-04
 85.7% (6-7) - Virginia vs. St. John's (N.Y.), East 2nd, 3-19-88
 85.7% (6-7) - Texas vs. UNLV, West RSF, 3-23-89
 80.0% (8-10) - Stanford vs. Iowa, Midwest RSF, 3-23-89

- 77.8% (7-9) - Southwest Mo. St. vs. Oklahoma St., Midwest 1st, 3-17-93
 77.8% (7-9) - Vanderbilt vs. Harvard, Mideast 1st, 3-15-96
 76.9% (10-13) - Southern Methodist vs. DePaul, Mideast 1st, 3-15-96
 75.0% (9-12) - Purdue vs. Vanderbilt, West RSF, 3-23-95
 75.0% (9-12) - Rutgers vs. Arizona, Midwest 2nd, 3-14-99
 75.0% (6-8) - Santa Clara vs. Texas Tech, West 2nd, 3-20-92
 75.0% (6-8) - Old Dominion vs. Tennessee Tech, Mideast 1st, 3-17-93

LOWEST THREE-POINT FIELD GOAL PERCENTAGE (Min. 10 att.)

- 0.0% (0-14) - Southwest Mo. St. vs. Colorado, Midwest 2nd, 3-18-95
 0.0% (0-13) - Duke vs. San Francisco, Mideast 2nd, 3-18-96
 0.0% (0-13) - North Carolina vs. Middle Tennessee, East 1st, 3-21-04
 0.0% (0-11) - Virginia vs. Stanford, NSF, 4-4-92
 0.0% (0-11) - Stanford vs. Colorado, West RSF, 3-24-94
 0.0% (0-10) - Southern Ill. vs. Mississippi, Midwest 2nd, 3-21-92
 0.0% (0-10) - Southern Miss. vs. Western Ky., East 2nd, 3-19-94
 7.1% (1-14) - Louisiana Tech vs. Northern Ill., Mideast 1st, 3-18-92
 7.1% (1-14) - UCLA vs. Southwest Mo. St., Midwest RSF, 3-26-92
 7.1% (1-14) - Georgia Tech vs. Northwestern, Mideast 1st, 3-17-93
 7.1% (1-14) - Maryland vs. Purdue, Mideast 1st, 3-14-97
 7.1% (1-14) - Old Dominion vs. Duke, East RSF, 3-20-99
 7.1% (1-14) - Arizona St. vs. Vanderbilt, Midwest 2nd, 3-18-02

MOST FREE THROWS

- 39 - Purdue vs. Washington, Midwest 1st, 3-14-98
 38 - Tennessee vs. Long Beach St., East RF, 3-25-89
 38 - Western Ky. vs. Oregon St., Mideast 2nd, 3-19-95
 38 - Colorado St. vs. Southwest Mo. St., West 2nd, 3-14-99
 37 - Oklahoma St. vs. DePaul, Midwest 1st, 3-13-91
 37 - North Carolina vs. Ga. Southern, East 1st, 3-16-94
 35 - Tennessee vs. Southern California, Mideast RF, 3-21-82
 34 - Penn St. vs. Kansas, Midwest 2nd, 3-19-94
 34 - Connecticut vs. Stanford, NSF, 4-1-95
 33 - Illinois vs. Duke, Midwest 2nd, 3-16-97

FEWEST FREE THROWS

- 0 - Kentucky vs. Drake, Midwest 1st, 3-12-86
 0 - Oklahoma St. vs. Texas, Midwest 1st, 3-16-94
 0 - Fordham vs. Penn St., Midwest 1st, 3-16-94
 0 - Stephen F. Austin vs. Xavier, East 1st, 3-17-00
 0 - Villanova vs. St. Francis (Pa.), Mideast 1st, 3-23-03
 0 - Villanova vs. Tennessee, Mideast F, 3-31-03
 1 - La Salle vs. Villanova, East 1st, 3-12-86
 1 - St. Joseph's (Pa.) vs. Maryland, Mideast 2nd, 3-19-88
 1 - Vanderbilt vs. Texas Tech, NSF, 4-3-93
 1 - UNLV vs. Minnesota, Midwest 1st, 3-16-02
 1 - Stanford vs. Tennessee, Midwest RF, 3-20-04
 2 - 18 tied (Most recent: Ohio St. vs. Boston College, Mideast 2nd, 3-22-04; Vanderbilt vs. Chattanooga, Midwest 2nd, 3-22-04)

MOST FREE THROWS ATTEMPTED

- 48 - Tennessee vs. Long Beach St., East RF, 3-25-89
 48 - North Carolina vs. Ga. Southern, East 1st, 3-16-94
 48 - Western Ky. vs. Oregon St., Mideast 2nd, 3-19-95
 48 - Alabama vs. Grambling, Midwest 1st, 3-12-99
 48 - Colorado St. vs. Southwest Mo. St., West 1st, 3-14-99
 46 - Connecticut vs. Stanford, NSF, 4-1-95
 46 - Purdue vs. Rutgers, Midwest RF, 3-22-99
 45 - South Carolina vs. Alabama, Midwest 1st, 3-16-88
 45 - Notre Dame vs. George Washington, Mideast 2nd, 3-19-00
 44 - Louisiana Tech vs. Kansas, Midwest 2nd, 3-19-88

FEWEST FREE THROWS ATTEMPTED

- 0 - Villanova vs. St. Francis (Pa.), Mideast 1st, 3-23-03
- 1 - Kentucky vs. Drake, Midwest 1st, 3-12-86
- 1 - St. Joseph's (Pa.) vs. Maryland, Mideast 2nd, 3-19-88
- 1 - Fordham vs. Penn St., Midwest 1st, 3-16-94
- 1 - Oklahoma St. vs. Texas, Midwest 1st, 3-16-94
- 1 - Villanova vs. Tennessee, Mideast F, 3-31-03
- 2 - Texas vs. Louisiana Tech, Midwest RF, 3-27-83
- 2 - DePaul vs. Duke, Midwest 1st, 3-14-97
- 3 - Nine tied (Most recent: Stanford vs. Tennessee, Midwest RF, 3-20-04)

HIGHEST FREE THROW PERCENTAGE**(Min. 10 Made)**

- 100.0% (15-15) - Rhode Island vs. Oklahoma St., Midwest 1st, 3-15-96
- 100.0% (14-14) - Virginia vs. Memphis St., Mideast 2nd, 3-15-87
- 100.0% (14-14) - Tennessee Tech vs. Texas Tech, Mideast 1st, 3-18-00
- 100.0% (14-14) - Temple vs. Iowa St., Midwest 1st, 3-16-02
- 100.0% (12-12) - Utah vs. Notre Dame, Midwest RSF, 3-24-01
- 100.0% (10-10) - Auburn vs. Penn St., Midwest 2nd, 3-19-00
- 95.8% (23-24) - Oklahoma vs. Marist, Midwest 1st, 3-20-04
- 95.7% (22-23) - Tennessee vs. Wake Forest, East 2nd, 3-19-88
- 95.5% (21-22) - Georgia vs. Illinois, Mideast 2nd, 3-15-86
- 95.5% (21-22) - Rutgers vs. Arizona, Midwest 2nd, 3-14-99

LOWEST FREE THROW PERCENTAGE**(Min. 10 att.)**

- 26.7% (4-15) - Rutgers vs. Ohio St., East 2nd, 3-21-93
- 28.6% (6-21) - Louisiana Tech vs. Kentucky, Midwest RF, 3-20-82
- 29.4% (5-17) - Tennessee Tech vs. Louisiana Tech, Midwest 1st, 3-12-82
- 30.0% (3-10) - Connecticut vs. Vanderbilt, East 2nd, 3-21-92
- 30.0% (3-10) - George Washington vs. Notre Dame, East RF, 3-24-97
- 30.8% (4-13) - Holy Cross vs. Ohio St., East 1st, 3-17-85
- 31.6% (6-19) - Western Ky. vs. Southern Miss., East 2nd, 3-19-94
- 35.3% (6-17) - George Washington vs. North Carolina, East RSF, 3-22-97
- 35.7% (5-14) - Kansas vs. Georgia, Midwest 2nd, 3-14-87
- 35.7% (5-14) - Washington vs. Auburn, Mideast RF, 3-24-90

MOST REBOUNDS

- 67 - Duke vs. Alabama, East 2nd, 3-18-95
- 66 - Clemson vs. Providence, East 2nd, 3-16-91
- 64 - Tennessee vs. South Carolina St., Mideast 1st, 3-19-83
- 64 - UCLA vs. Notre Dame, Midwest 1st, 3-18-92
- 63 - Washington vs. Vanderbilt, West 1st, 3-15-97
- 62 - Notre Dame vs. Alcorn St., Midwest 1st, 3-17-01
- 60 - Cheyney vs. Monmouth (N.J.), East 1st, 3-18-83
- 60 - Western Ky. vs. Southern California, West 2nd, 3-15-87
- 60 - Western Ky. vs. West Va., East 1st, 3-15-89
- 60 - Colorado vs. Marquette, West 1st, 3-16-94
- 60 - Louisiana Tech vs. Oklahoma, East 2nd, 3-18-95

FEWEST REBOUNDS

- 14 - Southwest Mo. St. vs. Maryland, Midwest 2nd, 3-20-93
- 14 - Idaho St. vs. Vanderbilt, Midwest 1st, 3-17-01
- 16 - Vanderbilt vs. Auburn, Mideast RSF, 3-22-90
- 16 - Kansas St. vs. Old Dominion, Mideast RSF, 3-23-02
- 17 - Villanova vs. Tennessee, Mideast F, 3-31-03
- 18 - Monmouth (N.J.) vs. Cheyney, East 1st, 3-18-83
- 18 - Maryland vs. Old Dominion, East RSF, 3-24-83
- 18 - Montana vs. Florida, West 1st, 3-14-98
- 18 - Holy Cross vs. Duke, East 1st, 3-13-99
- 18 - Wis.-Green Bay vs. Old Dominion, Midwest 1st, 3-18-00

LARGEST REBOUND MARGIN

- 42 - Cheyney (60) vs. Monmouth (N.J.) (18), East 1st, 3-18-83
- 41 - Tennessee (64) vs. South Carolina St. (23), Mideast 1st, 3-19-83
- 36 - Clemson (66) vs. Providence (30), East 2nd, 3-16-91
- 35 - Tennessee (57) vs. Virginia (22), East RSF, 3-23-89
- 35 - Connecticut (58) vs. Lehigh (23), Midwest 1st, 3-15-97
- 35 - North Carolina St. (60) vs. Youngstown St. (25), East 2nd, 3-15-98
- 31 - Western Ky. (60) vs. West Va. (29), East 1st, 3-15-89
- 30 - Purdue (58) vs. Radford (28), West 1st, 3-16-94
- 30 - Tennessee (54) vs. Penn St. (24), Mideast NSF, 3-29-03
- 29 - Cheyney (48) vs. Maryland (19), East 1st, 3-17-84
- 29 - Auburn (56) vs. Penn St. (27), Mideast 2nd, 3-20-88

MOST ASSISTS (Since 1985)

- 37 - Stanford vs. Arkansas, West RF, 3-24-90
- 35 - Stanford vs. Howard, West 1st, 3-15-97
- 31 - Tennessee vs. Tennessee Tech, Mideast 2nd, 3-15-87
- 31 - Maryland vs. Appalachian St., East 1st, 3-14-90
- 31 - Vanderbilt vs. Minnesota, East 2nd, 3-19-94
- 31 - Tennessee vs. Florida A&M, Mideast 1st, 3-16-95
- 30 - Ohio St. vs. Penn St., East RSF, 3-21-85
- 30 - Arkansas vs. Northwestern, Midwest 2nd, 3-16-91
- 30 - Duke vs. Northwestern St., Mideast 1st, 3-21-04
- 29 - Six tied (Most recent: Texas vs. Hampton, West 1st, 3-23-03)

NOTE: Georgia vs. Louisville, Mideast 1st, 3-17-84, recorded 35 assists, Arizona St. vs. Georgia, Midwest 1st, 3-12-82, recorded 32 assists and Penn St. vs. North Carolina St., East 1st, 3-19-83, recorded 34 assists before it became an official statistic.

FEWEST ASSISTS (Since 1985)

- 3 - LSU vs. Southern Ill., Midwest 2nd, 3-15-87
- 3 - Montana vs. Stanford, Midwest 2nd, 3-20-88
- 3 - Vanderbilt vs. Stephen F. Austin, Midwest RSF, 3-25-93
- 3 - Marquette vs. Florida Int'l, Mideast 1st, 3-13-98
- 3 - Austin Peay vs. Tennessee, Mideast 1st, 3-16-01
- 3 - Hampton vs. Texas, West 1st, 3-23-03
- 4 - 14 tied (Most recent: Tennessee vs. LSU, NSF, 4-4-04)

NOTE: South Carolina St. vs. Tennessee, Mideast 1st, 3-19-83 and Middle Tenn. vs. Tennessee, Mideast 1st, 3-17-84, recorded two assists each before it became an official statistic.

MOST STEALS (Since 1988)

- 25 - Maryland vs. Stephen F. Austin, West RSF, 3-23-89
- 25 - Old Dominion vs. Tennessee Tech, East 1st, 3-12-99
- 24 - Stephen F. Austin vs. Mississippi, Midwest 1st, 3-13-91
- 23 - Tennessee vs. Radford, East 1st, 3-16-96
- 22 - Tennessee vs. North Carolina A&T, Mideast 1st, 3-16-94
- 21 - Florida St. vs. Appalachian St., Mideast 1st, 3-13-91
- 21 - Purdue vs. Radford, West 1st, 3-16-94
- 21 - Oklahoma vs. Loyola (Md.), East 1st, 3-16-95
- 21 - Purdue vs. UC Santa Barb., Mideast 1st, 3-16-01
- 20 - Colorado vs. UNLV, West 2nd, 3-18-89

MOST BLOCKED SHOTS (Since 1988)

- 15 - UNLV vs. Colorado, West 2nd, 3-18-89
- 13 - North Carolina vs. Western Ill., West 1st, 3-16-95
- 13 - Georgia vs. Louisville, Midwest 2nd, 3-19-95
- 12 - Connecticut vs. Long Island, East 1st, 3-17-01
- 12 - Old Dominion vs. Purdue, Mideast 2nd, 3-18-02
- 12 - Duke vs. Texas Tech, Midwest RF, 3-31-03
- 12 - Tennessee vs. Colgate, Midwest 1st, 3-20-04
- 11 - Purdue vs. Radford, West 1st, 3-16-94
- 11 - George Washington vs. Colorado, Midwest RSF, 3-23-95
- 11 - Connecticut vs. Virginia, East RF, 3-25-95
- 11 - Tennessee vs. Liberty, Mideast 1st, 3-14-98
- 11 - Connecticut vs. Tennessee, CH, 4-2-00
- 11 - Liberty vs. Georgia, East 1st, 3-16-01

- 11 - Stanford vs. Oklahoma, West 2nd, 3-19-01
- 11 - Notre Dame vs. Purdue, CH, 4-1-01
- 11 - TCU vs. Michigan St., East 1st, 3-23-03

NOTE: Old Dominion vs. Penn St., East RF, 3-26-83, recorded 15 blocked shots before it became an official statistic.

MOST TURNOVERS

- 39 - Stephen F. Austin vs. Maryland, West RSF, 3-23-89
- 34 - Kansas St. vs. Texas, Midwest RSF, 3-25-83
- 34 - Mississippi vs. Stephen F. Austin, Midwest 1st, 3-13-91
- 34 - Appalachian St. vs. Florida St., Mideast 1st, 3-13-91
- 34 - Manhattan vs. Virginia, East 1st, 3-15-96
- 34 - Harvard vs. Connecticut, Mideast 1st, 3-16-96
- 33 - Appalachian St. vs. Tennessee, East 1st, 3-13-99
- 32 - Seven tied (Most recent: Xavier vs. Clemson, Mideast 2nd, 3-18-01)

FEWEST TURNOVERS

- 3 - Louisiana Tech vs. UC Santa Barb., East 1st, 3-15-02
- 4 - South Carolina St. vs. La Salle, Mideast OR, 3-16-83
- 5 - Stanford vs. Montana, West 2nd, 3-19-94
- 5 - Villanova vs. Drake, East 1st, 3-16-01
- 5 - Tennessee vs. Villanova, Mideast F, 3-31-03
- 5 - Texas vs. LSU, West F, 4-1-03
- 5 - Chattanooga vs. Rutgers, Midwest 1st, 3-20-04
- 5 - Houston vs. UC Santa Barb., East 2nd, 3-22-04
- 6 - 11 tied (Most recent: Villanova vs. George Washington, Mideast 2nd, 3-25-03; Colorado vs. Villanova, Mideast NSF, 3-29-03; Duke vs. Georgia, Midwest NSF, 3-29-03)

MOST PERSONAL FOULS

- 36 - Southwest Mo. St. vs. Colorado St., West 2nd, 3-14-99
- 35 - Florida St. vs. Mississippi, Mideast 1st, 3-18-83
- 34 - Jackson St. vs. Middle Tenn., Midwest OR, 3-15-83
- 34 - LSU vs. Louisiana Tech, Midwest RSF, 3-23-89
- 34 - West Va. vs. Virginia, East RSF, 3-26-92
- 33 - Howard vs. Long Beach St., West 1st, 3-12-82
- 33 - Mississippi vs. Tennessee, Mideast RSF, 3-23-83
- 33 - Long Beach St. vs. Tennessee, East RF, 3-25-89
- 33 - Ohio St. vs. Texas, Midwest 2nd, 3-18-90
- 33 - Oregon St. vs. Western Ky., Mideast 2nd, 3-19-95
- 33 - Washington vs. Purdue, Midwest 1st, 3-14-98

FEWEST PERSONAL FOULS

- 4 - St. Francis (Pa.) vs. Villanova, Mideast 1st, 3-23-03
- 5 - Tennessee vs. Villanova, Mideast F, 3-31-03
- 6 - Penn St. vs. Fordham, Midwest 1st, 3-16-94
- 7 - North Carolina St. vs. Mississippi St., Midwest 1st, 3-13-99
- 7 - Minnesota vs. UNLV, Midwest 1st, 3-16-02
- 7 - Chattanooga vs. Rutgers, Midwest 1st, 3-20-04
- 8 - 12 tied (Most recent: Long Island vs. Connecticut, East 1st, 3-17-01)

MOST DISQUALIFICATIONS

- 5 - Mississippi vs. Tennessee, Mideast RSF, 3-23-83
- 5 - Oregon St. vs. Western Ky., Mideast 2nd, 3-19-95
- 4 - 12 tied (Most recent: Rutgers vs. Georgia, Midwest 2nd, 3-24-03)

Question...

How many teams participated in the first NCAA Division I women's basketball championship in 1982?

Answer...

32

Series Records

Individual

(Three-Game Minimum for Averages and Percentages)

MOST POINTS

- 177 - Sheryl Swoopes, Texas Tech, 1993 (5 games)
- 158 - Chamique Holdscraw, Tennessee, 1998 (6)
- 157 - Diana Taurasi, Connecticut, 2003 (6)
- 140 - Jackie Stiles, Southwest Mo. St., 2001 (5)
- 139 - Ruth Riley, Notre Dame, 2001 (6)
- 136 - Chamique Holdscraw, Tennessee, 1997 (6)
- 134 - Bridgette Gordon, Tennessee, 1989 (5)
- 132 - Katryna Gaiher, Notre Dame, 1997 (5)
- 124 - Tonya Sampson, North Carolina, 1994 (6)
- 121 - Seimone Augustus, LSU, 2004 (5)

HIGHEST SCORING AVERAGE

- 36.7 (110 points in 3 games) - Lorri Bauman, Drake, 1982
- 35.4 (177 in 5) - Sheryl Swoopes, Texas Tech, 1993
- 29.3 (88 in 3) - LaTaunya Pollard, Long Beach St., 1983
- 28.3 (113 in 4) - Sheri Sam, Vanderbilt, 1996
- 28.0 (112 in 4) - Janice Lawrence, Louisiana Tech, 1984
- 28.0 (140 in 5) - Jackie Stiles, Southwest Mo. St., 2001
- 27.7 (83 in 3) - Shalunda Enis, Alabama, 1996
- 27.5 (110 in 4) - Delmonica DeHorney, Arkansas, 1990
- 27.3 (109 in 4) - Cindy Brown, Long Beach St., 1987
- 27.0 (81 in 3) - Medina Dixon, Old Dominion, 1984

MOST FIELD GOALS

- 64 - Chamique Holdscraw, Tennessee, 1998 (6 games)
- 59 - Chamique Holdscraw, Tennessee, 1997 (6)
- 56 - Sheryl Swoopes, Texas Tech, 1993 (5)
- 55 - Seimone Augustus, LSU, 2004 (5)
- 53 - Bridgette Gordon, Tennessee, 1989 (5)
- 53 - Diana Taurasi, Connecticut, 2003 (6)
- 51 - Tracy Henderson, Georgia, 1996 (6)
- 50 - Katryna Gaiher, Notre Dame, 1997 (5)
- 50 - Clarisse Machanguana, Old Dominion, 1997 (6)
- 48 - Ruth Riley, Notre Dame, 2001 (6)

MOST FIELD GOALS ATTEMPTED

- 131 - Chamique Holdscraw, Tennessee, 1998 (6 games)
- 110 - Sheryl Swoopes, Texas Tech, 1993 (5)
- 108 - Chamique Holdscraw, Tennessee, 1997 (6)
- 101 - Tonya Sampson, North Carolina, 1994 (6)
- 100 - Debra Williams, Louisiana Tech, 1994 (6)
- 96 - Diana Taurasi, Connecticut, 2003 (6)



Photo courtesy of Georgia Sports Information

Enroute to Georgia's appearance in the 1996 national championship game, Tracy Henderson hit 51 field goals over six games.

- 95 - Saudia Roundtree, Georgia, 1996 (6)
- 94 - Seimone Augustus, LSU, 2004 (5)
- 93 - Jackie Stiles, Southwest Mo. St., 2001 (5)
- 92 - Bridgette Gordon, Tennessee, 1989 (5)

HIGHEST FIELD GOAL PERCENTAGE (Min. five made per game)

- 73.7% (42-57) - Delmonica DeHorney, Arkansas, 1990 (4 games)
- 73.3% (22-30) - Peppi Brown, Duke, 1998 (4)
- 73.2% (30-41) - Kara Wolters, Connecticut, 1994 (4)
- 72.2% (39-54) - Michele VanGorp, Duke, 1999 (6)
- 71.4% (15-21) - Jessie Hicks, Maryland, 1992 (3)
- 71.4% (15-21) - Sarah Smith, Alabama, 1995 (3)
- 71.4% (20-28) - Nicole Ohlde, Kansas St., 2002 (3)
- 71.2% (42-59) - Pam McGee, Southern California, 1983 (5)
- 70.8% (17-24) - Angie Welle, Iowa St., 2000 (3)
- 69.6% (32-46) - Katrina McClain, Georgia, 1985 (5)
- 69.6% (16-23) - Kim Calhoun, Penn St., 1996 (3)

MOST THREE-POINT FIELD GOALS

- 20 - Betsy Harris, Alabama, 1994 (5 games)
- 20 - Diana Taurasi, Connecticut, 2003 (6)
- 18 - Molly Goodenbour, Stanford, 1992 (5)
- 18 - Nicole Levandusky, Xavier, 2001 (4)
- 17 - Alicia Ratay, Notre Dame, 2001 (6)
- 17 - Diana Taurasi, Connecticut, 2004 (6)
- 15 - Kim Pehlke, Western Ky., 1992 (5)
- 15 - Monick Foote, Virginia, 1995 (4)
- 15 - Beth Morgan, Notre Dame, 1997 (5)
- 15 - Sue Bird, Connecticut, 2002 (6)
- 15 - Katie Davis, Villanova, 2003 (4)

MOST THREE-POINT FIELD GOALS ATTEMPTED

- 47 - Aubrey Eblin, Old Dominion, 1997 (6 games)
- 46 - Diana Taurasi, Connecticut, 2004 (6)
- 44 - Diana Taurasi, Connecticut, 2003 (6)
- 42 - Tamicha Jackson, Louisiana Tech, 1998 (6)
- 40 - Betsy Harris, Alabama, 1994 (5)
- 39 - Diana Taurasi, Connecticut, 2001 (5)
- 38 - Diana Taurasi, Connecticut, 2002 (6)
- 37 - Kedra Holland, Georgia, 1995 (5)
- 37 - Ukari Figgs, Purdue, 1999 (6)
- 34 - Molly Goodenbour, Stanford, 1992 (5)
- 34 - Kedra Holland, Georgia, 1996 (6)

HIGHEST THREE-POINT FIELD GOAL PERCENTAGE (Min. 1.5 made per game)

- 81.8% (9-11) - Jennifer Azzi, Stanford, 1989 (3 games)
- 80.0% (8-10) - Nykesha Sales, Connecticut, 1996 (5)
- 73.3% (11-15) - Amber Nicholas, Arkansas, 1990 (4)
- 66.7% (8-12) - Melody Howard, Southwest Mo. St., 1993 (3)
- 66.7% (6-9) - Kendra Wecker, Kansas St., 2002 (3)
- 66.7% (10-15) - Doneeka Hodges, LSU, 2003 (4)
- 64.7% (11-17) - Mandi Moore, New Mexico, 2003 (4)
- 64.3% (9-14) - Amber Tarr, Texas Tech, 2000 (4)
- 63.6% (7-11) - Talatha Bingham, Florida, 1998 (3)
- 63.6% (7-11) - Jennifer Parr, Xavier, 2001 (4)

MOST FREE THROWS

- 57 - Sheryl Swoopes, Texas Tech, 1993 (5 games)
- 43 - Ruth Riley, Notre Dame, 2001 (6)
- 42 - Jackie Stiles, Southwest Mo. St., 2001 (5)
- 41 - Carolyn Jones, Auburn, 1990 (5)
- 40 - Beck Hammon, Colorado St., 1999 (3)
- 39 - Katie Douglas, Purdue, 2001 (6)
- 38 - Lorri Bauman, Drake, 1982 (3)
- 37 - Lindsay Whalen, Minnesota, 2004 (5)
- 35 - Chantelle Anderson, Vanderbilt, 2002 (4)
- 34 - Dana Johnson, Tennessee, 1995 (6)
- 34 - Ukari Figgs, Purdue, 1999 (6)
- 34 - LaNeishea Caufield, Oklahoma, 2002 (6)

MOST FREE THROWS ATTEMPTED

- 61 - Sheryl Swoopes, Texas Tech, 1993, (5 games)
- 54 - Ruth Riley, Notre Dame, 2001 (6)
- 49 - Jackie Stiles, Southwest Mo. St., 2001 (5)
- 48 - Katie Douglas, Purdue, 2001 (6)
- 47 - Becky Hammon, Colorado St., 1999 (3)
- 46 - Carolyn Jones, Auburn, 1990 (5)
- 44 - Janice Lawrence, Louisiana Tech, 1983 (5)
- 42 - Lorri Bauman, Drake, 1982 (3)
- 42 - Cheryl Miller, Southern California, 1983 (5)
- 41 - Venus Lacy, Louisiana Tech, 1989 (4)
- 41 - Dana Johnson, Tennessee, 1995 (6)
- 41 - Saudia Roundtree, Georgia, 1996 (6)
- 41 - Chamique Holdscraw, Tennessee, 1998 (6)
- 41 - Lindsay Whalen, Minnesota, 2004 (5)

HIGHEST FREE THROW PERCENTAGE (Min. 2.5 made per game and 10 total)

- 100.0% (20-20) - Sue Bird, Connecticut, 2002 (6 games)
- 100.0% (17-17) - Kate Starbird, Stanford, 1997 (5)
- 100.0% (14-14) - Laurie Carter, Virginia, 1988 (3)
- 100.0% (14-14) - Nicole Erickson, Duke, 1998 (4)
- 100.0% (13-13) - Sheana Mosch, Duke, 2000 (3)
- 100.0% (12-12) - Amber Nicholas, Arkansas, 1990 (4)
- 100.0% (12-12) - Jennifer Leitner, Brigham Young, 2002 (3)
- 100.0% (12-12) - Shanna Zolman, Tennessee, 2004 (6)
- 100.0% (11-11) - Julie Lake, Texas Tech, 1996 (3)
- 100.0% (10-10) - Six tied

[Most recent: Maria Billingsley, Colorado, 2003 (3); Megan Duffy, Notre Dame, 2003 (3); Amber Jacobs, Boston College, 2003 (3); Mary Jo Noon, Purdue, 2003 (4)]

MOST REBOUNDS

- 75 - Janel McCarville, Minnesota, 2004 (5 games)
- 72 - Tracy Claxton, Old Dominion, 1985 (5)
- 69 - Charlotte Smith, North Carolina, 1994 (5)
- 67 - Daedra Charles, Tennessee, 1991 (5)
- 64 - La'Keshia Freit, Georgia, 1996 (6)
- 63 - Chamique Holdscraw, Tennessee, 1998 (6)
- 61 - Katryna Gaiher, Notre Dame, 1997 (5)
- 60 - Wendy Palmer, Virginia, 1995 (4)
- 60 - Gwen Jackson, Tennessee, 2003 (6)
- 59 - Cheryl Miller, Southern California, 1983 (5)
- 59 - Mary Ostrowski, Tennessee, 1984 (5)
- 59 - Dana Johnson, Tennessee, 1995 (6)
- 59 - Tamika Catchings, Tennessee, 2000 (6)

HIGHEST REBOUND AVERAGE (Min. three games)

- 15.0 (75 rebounds in 5 games) - Janel McCarville, Minnesota, 2004
- 15.0 (60 in 4) - Wendy Palmer, Virginia, 1995
- 14.4 (72 in 5) - Tracy Claxton, Old Dominion, 1985
- 14.3 (43 in 3) - Pauline Jordan, UNLV, 1989
- 14.0 (42 in 3) - Shanda Berry, Iowa, 1988
- 14.0 (42 in 3) - Franthea Price, Iowa, 1988
- 14.0 (42 in 3) - Cheryl Ford, Louisiana Tech, 2003
- 13.8 (69 in 5) - Charlotte Smith, North Carolina, 1994
- 13.7 (41 in 3) - Amisha Carter, Louisiana Tech, 2004
- 13.5 (54 in 4) - Venus Lacy, Louisiana Tech, 1989
- 13.4 (67 in 5) - Daedra Charles, Tennessee, 1991

MOST ASSISTS (Since 1985)

- 50 - Temeka Johnson, LSU, 2004 (5 games)
- 47 - LaQuan Stallworth, Louisiana Tech, 1998 (6)
- 44 - Helen Darling, Penn St., 2000 (5)



Photo courtesy of Minnesota Sports Information

Minnesota center Janel McCarville owns the individual series records for most rebounds (75) and highest rebound average (15.0).

- 42 - Teresa Weatherspoon, Louisiana Tech, 1987 (5)
- 40 - Dawn Staley, Virginia, 1991 (5)
- 39 - Teresa Weatherspoon, Louisiana Tech, 1988 (5)
- 39 - Michelle Marciniak, Tennessee, 1995 (6)
- 39 - Saudia Roundtree, Georgia, 1996 (6)
- 39 - Lindsay Whalen, Minnesota, 2004 (5)
- 38 - Niesha Johnson, Alabama, 1994 (5)
- 38 - Niele Ivey, Notre Dame, 2001 (6)

MOST STEALS (Since 1988)

- 23 - Ticha Penicheiro, Old Dominion, 1998 (3 games)
- 22 - Ticha Penicheiro, Old Dominion, 1997 (6)
- 20 - Katie Douglas, Purdue, 2001 (6)
- 20 - Niele Ivey, Notre Dame, 2001 (6)
- 19 - Laurie Aaron, Iowa, 1993 (4)
- 19 - Natalie Diaz, Old Dominion, 1999 (3)
- 17 - Kate Starbird, Stanford, 1995 (5)
- 17 - Marie Ferdinand, LSU, 2000 (4)
- 17 - Alana Beard, Duke, 2002 (5)
- 16 - Ruthie Bolton, Auburn, 1988 (5)
- 16 - Marion Jones, North Carolina, 1994 (6)
- 16 - Latina Davis, Tennessee, 1996 (6)
- 16 - Michelle Marciniak, Tennessee, 1996 (6)

MOST BLOCKS (Since 1988)

- 22 - Rebecca Lobo, Connecticut, 1995 (6 games)
- 19 - Ruth Riley, Notre Dame, 2001 (6)
- 18 - Tajama Abraham, George Washington, 1997 (4)
- 18 - Teresa Geter, Tennessee, 1998 (6)
- 18 - Asijha Jones, Connecticut, 2002 (6)
- 17 - Tracy Henderson, Georgia, 1996 (6)
- 17 - Jordan Adams, New Mexico, 2003 (3)
- 16 - Kelly Schumacher, Connecticut, 2000 (6)
- 13 - Heidi Gillingham, Vanderbilt, 1992(3)
- 13 - Lisa Leslie, Southern California, 1994 (4)
- 13 - Rebecca Lobo, Connecticut, 1994 (4)
- 13 - Yolanda Watkins, Alabama, 1994 (5)

Team

(Three-Game Minimum for Averages and Percentages)

MOST POINTS

- 547 - Connecticut, 2000 (6 games)
- 531 - Tennessee, 1998 (6)
- 509 - Tennessee, 1996 (6)
- 507 - Connecticut, 1995 (6)
- 500 - Connecticut, 2002 (6)

MOST FIELD GOALS

- 203 - Connecticut, 2000 (6 games)
- 198 - Tennessee, 1996 (6)
- 196 - Georgia, 1998 (6)



Tennessee guard Tasha Butts (right) is one of six Lady Volunteer players who have played in at least 20 tournament games.

- 196 - Tennessee, 1998 (6)
- 192 - Connecticut, 2002 (6)

MOST FIELD GOALS ATTEMPTED

- 431 - Georgia, 1996 (6 games)
- 430 - Louisiana Tech, 1994 (6)
- 427 - Tennessee, 1998 (6)
- 423 - Louisiana Tech, 1998 (6)
- 418 - Tennessee, 1996 (6)

HIGHEST FIELD GOAL PERCENTAGE

- 56.1% (203-362) - Connecticut, 2000 (6 games)
- 52.7% (117-222) - LSU, 2000 (4)
- 52.6% (80-152) - Notre Dame, 2000 (3)
- 52.6% (81-154) - Kansas St., 2002 (3)
- 51.8% (86-166) - Drake, 2002 (3)

MOST THREE-POINT FIELD GOALS

- 44 - Xavier, 2001 (4 games)
- 44 - Connecticut, 2004 (6)
- 43 - Oklahoma, 2002 (6)
- 43 - Connecticut, 2003 (6)
- 38 - Connecticut, 2001 (5)
- 36 - Connecticut, 2000 (6)

MOST THREE-POINT FIELD GOALS ATTEMPTED

- 116 - Connecticut, 2004 (6 games)
- 113 - Oklahoma, 2002 (6)
- 109 - Connecticut, 2003 (6)
- 107 - Connecticut, 2001 (5)
- 99 - Stanford, 1996 (5)
- 99 - Xavier, 2001 (4)

HIGHEST THREE-POINT FIELD GOAL PERCENTAGE

- 66.7% (22-33) - Stanford, 1989 (3 games)
- 52.2% (12-23) - Purdue, 2004 (3)
- 50.0% (21-42) - Texas, 2004 (3)
- 48.3% (14-29) - LSU, 2003 (4)
- 46.9% (30-64) - Vanderbilt, 2001 (4)

MOST FREE THROWS

- 125 - Tennessee, 1998 (6 games)
- 118 - Purdue, 1999 (6)
- 114 - Connecticut, 1995 (6)
- 110 - North Carolina, 1994 (6)
- 110 - Purdue, 2001 (6)

MOST FREE THROWS ATTEMPTED

- 175 - Tennessee, 1998 (6 games)
- 168 - Purdue, 1999 (6)
- 161 - Connecticut, 1995 (6)
- 159 - North Carolina, 1994 (6)
- 154 - Tennessee, 2000 (6)

HIGHEST FREE THROW PERCENTAGE (Min. 75 made)

- 81.2% (108-133) - Texas Tech, 1993 (5 games)
- 79.8% (103-129) - Southwest Mo. St., 2001 (5)
- 79.1% (91-115) - Tennessee, 2002 (5)
- 78.6% (81-103) - Penn St., 2000 (5)
- 78.4% (105-134) - Oklahoma, 2002 (5)

MOST REBOUNDS

- 284 - Connecticut, 1995 (6 games)
- 284 - Tennessee, 1998 (6)
- 282 - Tennessee, 1996 (6)
- 280 - Tennessee, 1995 (6)
- 270 - Georgia, 1996 (6)

MOST ASSISTS (Since 1985)

- 128 - Connecticut, 2002 (6 games)
- 118 - Connecticut, 1995 (6)
- 117 - Connecticut, 2000 (6)
- 115 - Tennessee, 1995 (6)
- 114 - Stanford, 1995 (5)

MOST STEALS (Since 1988)

- 81 - Connecticut, 2000 (6 games)
- 75 - Old Dominion, 1997 (6)
- 67 - Tennessee, 1998 (6)
- 66 - North Carolina, 1994 (6)
- 65 - Tennessee, 1997 (6)

MOST BLOCKS (Since 1988)

- 53 - Connecticut, 2002 (6 games)
- 41 - Connecticut, 1995 (6)
- 36 - Notre Dame, 2001 (6)
- 35 - Tennessee, 1998 (6)
- 34 - Connecticut, 2001 (5)



NCAA Photo by Jamie Schwaberow

Only five players in the history of the Division I Women's Basketball Championship have scored more points in tournament play than Katie Douglas. The guard scored 318 points, or an average of 14.5, for Purdue, helping the Boilermakers to two championship games (1999 and 2001) in her career.

Career Records

Individual

MOST POINTS

- 479 - Chamique Holdsclaw, Tennessee, 1996-99 (22 games)
- 428 - Diana Taurasi, Connecticut, 2001-04 (23)
- 388 - Bridgette Gordon, Tennessee, 1986-89 (18)
- 352 - Alana Beard, Duke, 2001-04 (19)
- 333 - Cheryl Miller, Southern California, 1983-86 (16)
- 318 - Katie Douglas, Purdue, 1998-2001 (22)
- 312 - Janice Lawrence, Louisiana Tech, 1982-84 (14)
- 291 - Penny Toler, San Diego St./Long Beach St., 1985, 1987-89 (13)
- 287 - Alana Beard, Duke, 2001-03 (15)
- 276 - Ruth Riley, Notre Dame, 1998-2001 (14)

HIGHEST SCORING AVERAGE

- 22.5 (270 in 12 games) - Chantelle Anderson, Vanderbilt, 2000-03
- 22.4 (291 in 13) - Penny Toler, San Diego St./Long Beach St., 1985, 1987-89
- 22.3 (312 in 14) - Janice Lawrence, Louisiana Tech, 1982-84
- 21.9 (263 in 12) - Cindy Brown, Long Beach St., 1984-87
- 21.8 (479 in 22) - Chamique Holdsclaw, Tennessee, 1996-99
- 21.8 (261 in 12) - Clarissa Davis, Texas, 1986-89

MOST FIELD GOALS

- 195 - Chamique Holdsclaw, Tennessee, 1996-99 (22 games)
- 155 - Bridgette Gordon, Tennessee, 1986-89 (18)
- 151 - Diana Taurasi, Connecticut, 2001-04 (23)
- 130 - Alana Beard, Duke, 2001-04 (19)
- 128 - Penny Toler, San Diego St./Long Beach St., 1985, 1987-89 (13)

MOST REBOUNDS

- 196 - Chamique Holdsclaw, Tennessee, 1996-99 (22 games)
- 170 - Cheryl Miller, Southern California, 1983-86 (16)
- 162 - Sheila Frost, Tennessee, 1986-89 (18)

- 161 - Val Whiting, Stanford, 1990-93 (16)
 148 - Venus Lacy, Louisiana Tech, 1988-90 (13)
 142 - Bridgette Gordon, Tennessee, 1986-89 (18)
 142 - Tamika Catchings, Tennessee, 1998-2000 (18)
 136 - Kirsten Cummings, Long Beach St., 1982-85 (13)
 133 - Swin Cash, Connecticut, 1999-2002 (20)
 133 - Gwen Jackson, Tennessee, 2000-03 (20)

HIGHEST REBOUND AVERAGE

- 12.9 (129 rebounds in 10 games) - Janel McCarville, Minnesota, 2002-04
 11.4 (148 in 13) - Venus Lacy, Louisiana Tech, 1988-90
 10.6 (170 in 16) - Cheryl Miller, Southern California, 1983-86
 10.5 (136 in 13) - Kirsten Cummings, Long Beach St., 1982-85
 10.1 (161 in 16) - Val Whiting, Stanford, 1990-93
 9.8 (127 in 13) - Pam McGee, Southern California, 1982-84

GAMES PLAYED

- 24 - Laurie Milligan, Tennessee, 1995-98
 23 - Diana Taurasi, Connecticut, 2001-04
 22 - Chamique Holdsclaw, Tennessee, 1996-99
 22 - Katie Douglas, Purdue, 1998-2001
 20 - Swin Cash, Connecticut, 1999-2002
 20 - Asjha Jones, Connecticut, 1999-2002
 20 - Tamika Williams, Connecticut, 1999-2002
 20 - Gwen Jackson, Tennessee, 2000-03
 20 - Kara Lawson, Tennessee, 2000-03
 20 - Tasha Butts, Tennessee, 2001-04
 20 - Ashley Robinson, Tennessee, 2001-04

Overtime Records

Team**MOST OVERTIMES**

- 4 - Alabama (121) vs. Duke (120), East 2nd, 3-18-95
 3 - Tennessee (90) vs. Mississippi (83), Mideast RF, 3-25-83
 3 - Oklahoma St. (96) vs. Michigan St. (94), Midwest RSF, 3-21-91

MOST POINTS IN OVERTIME

- 40 - Alabama vs. Duke, East 2nd (4ot), 3-18-95
 39 - Duke vs. Alabama, East 2nd (4ot), 3-18-95
 28 - Oklahoma St. vs. Michigan St., Midwest RSF (3ot), 3-21-91
 26 - Tennessee vs. Mississippi, Mideast RF (3ot), 3-25-83
 26 - Michigan St. vs. Oklahoma St., Midwest RSF (3ot), 3-21-91

MOST POINTS IN ONE OVERTIME PERIOD

- 22 - Long Beach St. vs. San Diego St., West RSF, 3-22-84
 19 - Oregon St. vs. Tennessee St., Mideast 1st, 3-17-95
 18 - Drake vs. Mississippi, Midwest 1st, 3-17-95
 18 - North Carolina vs. Michigan St., East 2nd, 3-16-97
 17 - Stanford vs. Michigan, West 1st, 3-18-00
 17 - Cincinnati vs. St. Peter's, East 1st, 3-16-02

FEWEST POINTS IN OVERTIME

- 2 - Montana vs. Stanford, Midwest 2nd, 3-20-88
 2 - Alabama vs. Stanford, West RSF, 3-23-96
 2 - Portland vs. Michigan St., East 1st, 3-14-97
 4 - Seven tied (Most recent: Vanderbilt vs. UC Santa Barb., Mideast 1st, 3-14-98)
 4 - Eight tied (Most recent: St. Peter's vs. Cincinnati, East 1st, 3-16-02)

LARGEST POINT DIFFERENTIAL IN OVERTIME

- 18 - Long Beach St. (22) vs. San Diego St. (4), West RSF, 3-22-84
 13 - Oregon St. (19) vs. Tennessee St. (6), Mideast 1st, 3-17-95
 13 - Cincinnati (17) vs. St. Peter's (3), East 1st, 3-16-02
 10 - Arkansas (15) vs. UCLA (5), West 1st, 3-14-90
 10 - North Carolina (18) vs. Michigan St. (8), East 2nd, 3-16-97

MOST POINTS, BOTH TEAMS IN OVERTIME

- 79 - Alabama (40) vs. Duke (39), East 2nd (4 ot), 3-18-95
 54 - Oklahoma St. (28) vs. Michigan St. (26), Midwest RSF (3 ot), 3-21-91

- 45 - Tennessee (26) vs. Mississippi (19), Mideast RSF (3 ot), 3-25-83
 30 - Duke (18) vs. Mississippi (12), Midwest 1st, 3-17-95
 27 - Two tied (Most recent: Stanford (17) vs. Michigan (10), West 1st, 3-18-00)

MOST POINTS, BOTH TEAMS IN ONE OVERTIME PERIOD

- 30 - Drake (18) vs. Mississippi (12), Midwest 1st, 3-17-95
 27 - Southern Methodist (14) vs. Southern Miss. (13), West 1st, 3-16-95
 27 - Stanford (17) vs. Michigan (10), West 1st, 3-18-00
 26 - Long Beach St. (22) vs. San Diego St. (4), West RSF, 3-22-84
 26 - Southern Ill. (15) vs. Colorado (11), Midwest 1st, 3-18-92
 26 - North Carolina (18) vs. Michigan St. (8), East 2nd, 3-16-97

FEWEST POINTS, BOTH TEAMS IN OVERTIME

- 6 - Stanford (4) vs. Montana (2), Midwest 2nd, 3-20-88
 6 - Stanford (4) vs. Alabama (2), West RSF, 3-23-96
 9 - Northwestern (5) vs. Kansas St. (4), Midwest 1st, 3-11-87
 9 - Michigan St. (7) vs. Portland (2), East 1st, 3-14-97

Overtime Games In Tournament Play (47)

1982 (1)

- Tennessee 91, Southern California 90
 Mideast Final, March 21

1983 (1)

- Tennessee 90, Mississippi 83 (3ot)
 Mideast Semifinal, March 25

1984 (3)

- North Carolina 81, St. John's (N.Y.) 79
 East First Round, March 16
 Old Dominion 73, North Carolina St. 71
 East Semifinal, March 22
 Long Beach St. 91, San Diego St. 73
 West Semifinal, March 22

1985 (1)

- La.-Monroe 85, Missouri 84
 Midwest First Round, March 14

1986 (3)

- Middle Tenn. 78, South Carolina 77
 Mideast First Round, March 12
 Long Beach St. 78, Texas Tech 73
 West Second Round, March 15
 Mississippi 56, Auburn 55
 Midwest Semifinal, March 20

1987 (1)

- Northwestern 62, Kansas St. 61
 Midwest First Round, March 11

1988 (2)

- Stanford 74, Montana 72
 Midwest Second Round, March 20
 Louisiana Tech 83, Texas 80
 Midwest Regional Final, March 26

1989 (0)

- None

1990 (2)

- Arkansas 90, UCLA 80
 West First Round, March 14
 Virginia 79, Tennessee 75
 East Regional Final, March 24

1991 (2)

- Oklahoma St. 96, Michigan St. 94 (3ot)
 Midwest Second Round, March 16
 Tennessee 70, Virginia 67
 National Championship, March 31

1992 (3)

- Notre Ill. 77, Louisiana Tech 71
 Mideast First Round, March 18

- Southern Ill. 84, Colorado 80
 Midwest First Round, March 18
 Southwest Mo. St. 61, Iowa 60
 Midwest Second Round, March 22

1993 (2)

- North Carolina 74, Alabama 73
 Mideast Second Round, March 21
 Ohio St. 73, Iowa 72
 National Semifinal, April 3

1994 (1)

- Texas A&M 75, San Diego St. 72
 West Second Round, March 20

1995 (5)

- Southern Methodist 96, Southern Miss. 95
 West First Round, March 16
 Drake 87, Mississippi 81
 Midwest First Round, March 17
 Oregon St. 88, Tennessee St. 75
 Mideast First Round, March 17
 Alabama 121, Duke 120 (4ot)
 East Second Round, March 18
 George Washington 96, Drake 93
 Midwest Second Round, March 19

1996 (5)

- Michigan St. 60, Massachusetts 57
 Mideast First Round, March 16
 Auburn 68, Colorado 61
 West Second Round, March 17
 Stephen F. Austin 93, Clemson 88
 Midwest Second Round, March 18
 Stanford, 78, Alabama 76
 West Regional Semifinal, March 23
 Tennessee 88, Connecticut 83
 National Semifinal, March 29

1997 (4)

- Michigan St. 75, Portland 70
 East First Round, March 14
 North Carolina 81, Michigan St. 71
 East Second Round, March 16
 Old Dominion 69, Purdue 65
 Mideast Second Round, March 16
 Old Dominion 83, Stanford 82
 National Semifinal, March 28

1998 (1)

- UC Santa Barb. 76, Vanderbilt 71
 Mideast First Round, March 14

1999 (1)

- Arizona 87, Florida 84
 Midwest Second Round, March 14

2000 (3)

- Vanderbilt 71, Kansas 69 (2ot)
 Midwest First Round, March 18
 Stanford 81, Michigan 74
 West First Round, March 18
 UAB 80, Oregon 79
 West First Round, March 17

2001 (1)

- Iowa 89, Oregon 82
 Midwest First Round, March 17

2002 (2)

- Cincinnati 76, St. Peter's 63
 East First Round, March 16
 Old Dominion 74, Purdue 70
 Mideast Second Round, March 18

2003 (2)

- New Mexico 91, Miami (Fla.) 85
 West First Round, March 22
 Boston College 86, Vanderbilt 85
 East Second Round, March 24

2004 (1)

- Notre Dame 69, Southwest Mo. St. 65
 East First Round, March 21

One-Point Games In Tournament Play (49)

- 1982 (1)**
Tennessee 91, Southern California 90 (ot)
Midwest Final, March 21
- 1983 (1)**
Penn St. 73, Cheyney 72
East Semifinal, March 24
- 1984 (1)**
Cheyney 73, North Carolina 72
East Semifinal, March 22
- 1985 (1)**
La.-Monroe 85, Missouri 84 (ot)
Midwest First Round, March 14
- 1986 (5)**
Middle Tenn. 78, South Carolina 77 (ot)
Midwest First Round, March 12
Illinois 69, Ohio 68
Midwest First Round, March 12
Missouri 66, Arkansas 65
Midwest First Round, March 12
LSU 81, Ohio St. 80
Midwest Semifinal, March 20
Mississippi 56, Auburn 55 (ot)
Midwest Semifinal, March 20
- 1987 (4)**
Northwestern 62, Kansas St. 61 (ot)
Midwest First Round, March 11
North Carolina St. 68, Villanova 67
East Second Round, March 14
Virginia 76, Memphis St. 75
Midwest Second Round, March 15
Louisiana Tech 66, Iowa 65
Midwest Final, March 21
- 1988 (1)**
Penn St. 86, La Salle 85
Midwest First Round, March 16
- 1989 (1)**
LSU 54, Purdue 53
Midwest Second Round, March 19
- 1990 (0)**
None
- 1991 (3)**
Providence 88, Fairfield 87
East First Round, March 13
Oklahoma St. 81, DePaul 80
Midwest First Round, March 13
Connecticut 81, Toledo 80
East Second Round, March 16
- 1992 (6)**
George Washington 70, Vermont 69
East First Round, March 18
West Va. 73, Clemson 72
East Second Round, March 22
Southwest Mo. St. 61, Iowa 60 (ot)
Midwest Second Round, March 22
UCLA 82, Texas 81
Midwest Second Round, March 22
Stephen F. Austin 75, Creighton 74
West Second Round, March 22
Stanford 66, Virginia 65
National Semifinal, April 4
- 1993 (3)**
Georgetown 68, Penn St. 67
East Second Round, March 20
North Carolina 74, Alabama 73 (ot)
Midwest Second Round, March 21
Ohio St. 73, Iowa 72 (ot)
National Semifinal, April 3
- 1994 (3)**
Old Dominion 56, St. Joseph's (Pa.) 55
East First Round, March 16
Clemson 65, Florida Int'l 64
Midwest First Round, March 16
North Carolina 60, Louisiana Tech 59
National Championship, April 3
- 1995 (5)**
Southern Methodist 96, Southern Miss. 95 (ot)
West First Round, March 16

- Wisconsin 73, Kansas 72
Midwest First Round, March 16
Alabama 121, Duke 120 (4ot)
East Second Round, March 18
Virginia 63, Louisiana Tech 62
East Semifinal, March 23
Purdue 67, Vanderbilt 66
West Semifinal, March 23
- 1996 (1)**
Iowa 72, DePaul 71
Midwest Second Round, March 17
- 1997 (1)**
Old Dominion 83, Stanford 82 (ot)
National Semifinal, March 28
- 1998 (3)**
Alabama 75, UCLA 74
Midwest Second Round, March 15
Rutgers 62, Iowa St. 61
Midwest Second Round, March 16
North Carolina St. 55, Old Dominion 54
East Semifinal, March 21
- 1999 (0)**
None
- 2000 (5)**
Stephen F. Austin 73, Xavier 72
East First Round, March 17
Southern Methodist 64, North Carolina St 63
Midwest First Round, March 18
UAB 80, Oregon 79 (ot)
West First Round, March 17
Louisiana Tech 66, Vanderbilt 65
Midwest Second Round, March 20
Penn St. 66, Iowa St. 65
Midwest Semifinal, March 25
- 2001 (0)**
None
- 2002 (1)**
UC Santa Barb. 57, Louisiana Tech 56
- 2003 (2)**
Boston College 73, Old Dominion 72
East First Round, March 22
Boston College 86, Vanderbilt 85 (ot)
East Second Round, March 24
- 2004 (1)**
Maryland 86, Miami (Fla.) 85
West First Round, March 21

Two-Point Games In Tournament Play (57)

- 1982 (1)**
Memphis 72, Mississippi 70
Midwest First Round, March 12
- 1983 (2)**
Georgia 72, North Carolina 70
Midwest First Round, March 19
Southern California 69, Louisiana Tech 67
National Championship, April 3
- 1984 (2)**
North Carolina 81, St. John's (N.Y.) 79 (ot)
East First Round, March 16
Old Dominion 73, North Carolina St. 71 (ot)
Midwest Semifinal, March 22
- 1985 (1)**
Western Ky. 92, Texas 90
Midwest Semifinal, March 22
- 1986 (1)**
James Madison 55, Providence 53
East First Round, March 12
- 1987 (1)**
Iowa 62, Georgia 60
Midwest Semifinal, March 19
- 1988 (4)**
Wake Forest 53, Villanova 51
East First Round, March 16
St. Joseph's 68, Bowling Green 66
Midwest First Round, March 16
- Stanford 74, Montana 72 (ot)
Midwest Second Round, March 20
Louisiana Tech 56, Auburn 54
National Championship, April 3
- 1989 (2)**
North Carolina St. 75, Rutgers 73
Midwest Second Round, March 18
Iowa 77, Tennessee Tech 75
Midwest Second Round, March 18
- 1990 (1)**
Providence 77, Maryland 75
East Second Round, March 17
- 1991 (4)**
James Madison 73, Penn St. 71
East Second Round, March 16
Oklahoma St. 96, Michigan St. 94 (3ot)
Midwest Second Round, March 16
Virginia 74, Stephen F. Austin 72
Midwest Second Round, March 17
Clemson 57, James Madison 55
East Semifinal, March 21
- 1992 (2)**
DePaul 67, Arizona St. 65
Midwest First Round, March 18
Santa Clara 73, California 71
West First Round, March 18
- 1993 (4)**
Georgetown 76, Northern Ill. 74
East First Round, March 17
Florida 69, Bowling Green 67
East First Round, March 17
Ohio St. 75, Virginia 73
East Final, March 27
Texas Tech 84, Ohio St. 82
National Championship, April 4
- 1994 (1)**
Texas A&M 78, Florida 76
West First Round, March 16
- 1995 (4)**
Southwest Mo. St. 49, Utah 47
Midwest First Round, March 16
Louisville 67, Oregon 65
Midwest First Round, March 17
Memphis 74, Southern California 72
West First Round, March 17
North Carolina St. 76, Penn St. 74
Midwest Second Round, March 19



NCAA Photo Jamie Schwaberow

Center Stacy Stephens (41) and Texas pushed defending and eventual national champion Connecticut to the brink in the 2003 national semifinal game. Stephens finished with 16 points and 10 rebounds in the 71-69 loss.

1996 (2)

Stephen F. Austin 67, Oregon St. 65
Midwest First Round, March 16
Stanford 78, Alabama 76 (ot)
West Semifinal, March 23

1997 (2)

Texas Tech 47, Montana 45
West First Round, March 15
Old Dominion 53, Florida 51
Mideast Final, March 24

1998 (1)

George Washington 74, Georgia 72
East First Round, March 13

1999 (3)

Maine 60, Stanford 58
East First Round, March 12
Illinois 69, Louisville 67
Mideast First Round, March 12
Southwest Mo. St. 72, UC Santa Barb. 70
West First Round, March 12

2000 (2)

Vanderbilt 71, Kansas 69 (2 ot)
Midwest First Round, March 18
Oklahoma 76, Purdue 74
East First Round, March 20

2001 (6)

Clemson 51, Chattanooga 49
Mideast First Round, March 16
Florida St. 72, Tulane 70
Midwest First Round, March 16
Washington 67, Old Dominion 65
West First Round, March 16
TCU 77, Penn St. 75
East First Round, March 17
Purdue 74, Texas Tech 72
Mideast Semifinal, March 24
Notre Dame 68, Purdue 66
National Championship, April 1

2002 (0)

None

2003 (4)

North Carolina 72, Austin Peay 70
Mideast First Round, March 22
Virginia Tech 61, Georgia Tech 59
West First Round, March 22
Villanova 53, Colorado 51
Mideast Semifinal, March 29
Connecticut 71, Texas 69
National Semifinal, April 6

2004 (7)

Boston College 58, Eastern Mich. 56
Mideast First Round, March 20
Georgia 66, Purdue 64
West Semifinal, March 27
Stanford 57, Vanderbilt 55
Midwest Semifinal, March 28
Tennessee 71, Baylor 69
Midwest Semifinal, March 28
LSU 62, Georgia 60
West Final, March 29
Tennessee 62, Stanford 60
Midwest Final, March 30
Tennessee 52, LSU 50
National Semifinal, April 4

Three-Point Games In Tournament Play (42)

1982 (2)

Kansas St. 78, Stephen F. Austin 72
East First Round, March 13
Southern California 73, Penn St. 70
Mideast Semifinal, March 19

1983 (2)

Middle Tenn. 64, Jackson St. 61
Midwest Opening Round, March 15
Texas 73, Kansas St. 70
Midwest Semifinal, March 25

1984 (0)**1985 (3)**

Ohio St. 81, Penn St. 78
East Semifinal, March 21
Long Beach St. 75, Southern California 72
West Semifinal, March 21
Mississippi 63, Tennessee 60
Mideast Semifinal, March 22

1986 (1)

Drake 73, Kentucky 70
Midwest First Round, March 12

1987 (0)

None

1988 (2)

Auburn 68, Georgia 65
Mideast Semifinal, March 24
Louisiana Tech 83, Texas 80 (ot)
Midwest Final, March 26

1989 (0)**1990 (2)**

Vanderbilt 78, Rutgers 75
Mideast First Round, March 14
Long Beach St. 87, California 84
West First Round, March 14

1991 (2)

Connecticut 60, Clemson 57
East Final, March 23
Tennessee 60, Virginia 67 (ot)
National Championship, March 31

1992 (1)

Mississippi 75, Penn St. 72
Midwest Semifinal, March 26

1993 (2)

Louisville 74, Connecticut 71
Mideast First Round, March 17
Vanderbilt 59, Stephen F. Austin 56
Midwest Semifinal, March 25

1994 (5)

Colorado 77, Marquette 74
West First Round, March 16

Southern Miss. 72, West Ky. 69
East Second Round, March 19
Texas A&M 75, San Diego St. 72 (ot)
West Second Round, March 20
Louisiana Tech 71, Tennessee 68
Mideast Semifinal, March 24
Louisiana Tech 69, Alabama 66
National Semifinal, April 2

1995 (3)

Virginia 71, Dartmouth 68
East First Round, March 16
George Washington 96, Drake 93 (ot)
Midwest Second Round, March 19
Georgia 82, Colorado 79
Midwest Final, March 25

1996 (1)

Michigan St. 60, Massachusetts 57 (ot)
Mideast First Round, March 16

1997 (2)

Auburn 68, Louisville 65
Mideast First Round, March 14
Tulane 72, UC Santa Barb. 69
East First Round, March 15

1998 (1)

Rutgers 79, Oregon 76
Mideast First Round, March 14

1999 (1)

Arizona 87, Florida 84 (ot)
Midwest First Round, March 12

2000 (2)

Western Ky. 68, Marquette 65
East First Round, March 18
Rice 67, UC Santa Barb. 64
West First Round, March 18

2001 (2)

Missouri 71, Wisconsin 68
East First Round, March 16
Purdue 73, LSU 70
Mideast Second Round, March 18

2002 (4)

Cincinnati 63, St. Peter's 63 (ot)
East First Round, March 16
Arizona St. 73, Wisconsin 70
Midwest First Round, March 16
North Carolina 72, Minnesota 69
Midwest Second Round, March 18
Colorado 62, Minnesota 59
West Semifinal, March 23

2003 (2)

TCU 50, Michigan 47
East First Round, March 23
Duke 66, Georgia 63
Midwest Semifinal, March 29

2004 (2)

Marquette 67, Old Dominion 64
Mideast First Round, March 21
Villanova 66, Mississippi 63
West First Round, March 21

Tournament History Facts

TOURNAMENT APPEARANCES

23, Louisiana Tech, 1982-2004
23, Tennessee, 1982-2004
21, Georgia, 1982-2004
21, Old Dominion, 1982-2004
20, Virginia, 1984-2003
20, Penn St., 1982-2004
20, Texas, 1983-2004
18, Stanford, 1982-2004
17, Stephen F. Austin, 1982-2002
17, North Carolina St., 1982-2004
17, Texas Tech, 1984-2004
17, Vanderbilt, 1986-2004

CONSECUTIVE TOURNAMENT APPEARANCES

23, Louisiana Tech, 1982-2004
23, Tennessee, 1982-2004
20, Virginia, 1984-2003
17, Stanford, 1988-2004
16, Connecticut, 1989-2004
15, Stephen F. Austin, 1988-2002
15, Texas Tech, 1990-2004
13, Old Dominion, 1992-2004
12, Texas, 1983-94
11, Long Beach St., 1982-92
11, Mississippi, 1982-92
11, Western Ky., 1985-95
11, Purdue, 1994-2004

CURRENT CONSECUTIVE TOURNAMENT APPEARANCES

23, Louisiana Tech, 1982-2004
23, Tennessee, 1982-2004

17, Stanford, 1988-2004
16, Connecticut, 1989-2004
15, Texas Tech, 1990-2004
11, Purdue, 1994-2004
10, Duke, 1995-2004
10, Georgia, 1995-2004
9, Notre Dame, 1996-2004
8, UC Santa Barb., 1997-2004
8, Liberty, 1997-2004

TOURNAMENT GAMES

102, Tennessee, 1982-2004
86, Louisiana Tech, 1982-2004
64, Connecticut, 1989-2004
62, Georgia, 1982-2004
56, Stanford, 1982-2004
52, Old Dominion, 1982-2004
50, Virginia, 1984-2003
49, Texas, 1983-2004

46, Penn St., 1982-2004
 44, Auburn, 1982-2004
 44, Texas Tech, 1984-2004

TOURNAMENT WINS

85, Tennessee, 1982-2004
 65, Louisiana Tech, 1982-2004
 53, Connecticut, 1989-2004
 41, Georgia, 1982-2004
 40, Stanford, 1982-2004
 32, Old Dominion, 1982-2004

32, Purdue, 1989-2004
 30, Texas, 1983-2004
 30, Virginia, 1984-2003
 28, Auburn, 1982-2004
 28, Texas Tech, 1984-2004

**TOURNAMENT WINNING PERCENTAGE
 (Min. 20 games)**

.833 (85-17), Tennessee, 1982-2004
 .828 (53-11), Connecticut, 1989-2004
 .756 (65-21), Louisiana Tech, 1982-2004

.714 (40-16), Stanford, 1982-2004
 .711 (27-11), Southern California, 1982-97
 .711 (27-11), Duke, 1987-2004
 .696 (32-14), Purdue, 1989-2004
 .677 (21-10), Notre Dame, 1992-2004
 .661 (41-21), Georgia, 1982-2004
 .636 (28-16), Auburn, 1982-2004
 .636 (28-16), Texas Tech, 1984-2004

Farthest Seeds Have Advanced in the Tournament

Seed Farthest Finish

- #1 CH-Louisiana Tech 1982; Southern California 1983, 1984; Old Dominion 1985; Texas 1986; Tennessee 1989, 1991, 1996, 1998; Stanford 1990 & 1992; Connecticut 1995, 2000, 2002, 2003; Purdue 1999; Notre Dame 2001
- #2 CH-Tennessee 1987; Louisiana Tech 1988; Texas Tech 1993; Connecticut 2004
- #3 CH-North Carolina 1994; Tennessee 1997
- #4 CH- Western Ky. 1992; Louisiana Tech 1994
- #5 Tied 3rd-Southwest Mo. St. 2001
- #6 Tied 3rd-Notre Dame 1997
- #7 Tied 3rd-Minnesota 2004
- #8 Tied 3rd-Southwest Mo. St. 1992
- #9 Tied 3rd-Arkansas 1998
- #10 RF-Lamar 1991
- #11 RSF-Stephen F. Austin 1996; UAB 2000; BYU 2002; Notre Dame 2003; UC Santa Barb. 2004
- #12 RSF-San Francisco 1996
- #13 RSF-Texas A&M 1994
- #14 —
- #15 —
- #16 2nd round-Harvard 1998

**Year-By-Year Tournament Won-Lost By
 Tournament Seeding**

(1982 - 2004)

SEED #	82	83	84	85	86	87	88	89	90	91	92	93	94	95
1	9-3	12-3	12-3	10-3	10-3	12-4	11-4	15-3	12-3	11-3	9-3	10-4	12-4	16-3
2	12-4	10-4	6-4	11-4	8-4	10-3	12-3	7-4	8-4	4-4	6-4	10-3	10-4	10-4
3	3-4	3-4	7-4	3-4	4-4	5-4	4-4	4-4	4-4	7-4	6-4	2-4	11-3	11-4
4	6-4	2-4	3-4	5-4	8-4	2-4	3-4	4-4	1-4	4-4	6-4	5-4	9-4	9-4
5	0-4	3-4	1-4	1-4	0-4	2-4	1-4	3-4	7-4	5-4	4-4	*	3-4	3-4
6	1-4	1-4	2-4	1-4	0-4	0-4	0-4	4-4	5-4	2-4	1-4	*	7-4	3-4
7	0-4	0-4	0-4	0-4	2-4	4-4	4-4	2-4	5-4	1-4	2-4	*	2-4	3-4
8	0-4	0-4	0-4	0-4	4-4	3-4	2-4	1-4	3-4	5-4	6-4	*	1-4	2-4
9	-	-	-	-	1-4	1-4	2-4	3-4	1-4	0-4	1-4	*	3-4	2-4
10	-	-	-	-	2-4	0-4	0-4	2-4	1-4	6-4	2-4	*	2-4	2-4
11	-	-	-	-	-	-	-	1-4	0-4	2-4	3-4	*	0-4	1-4
12	-	-	-	-	-	-	-	1-4	0-4	0-4	1-4	*	1-4	1-4
13	-	-	-	-	-	-	-	-	-	-	-	-	2-4	0-4
14	-	-	-	-	-	-	-	-	-	-	-	-	0-4	0-4
15	-	-	-	-	-	-	-	-	-	-	-	-	0-4	0-4
16	-	-	-	-	-	-	-	-	-	-	-	-	0-4	0-4
Opening Round	-	4-4	-	-	-	-	-	-	-	-	-	-	-	-
Unseeded	-	-	-	-	-	-	-	-	-	-	-	20-32	-	-
TOTALS	31-31	35-35	31-31	31-31	39-39	39-39	39-39	47-47	47-47	47-47	47-47	47-47	63-63	63-63

#Tied for third

**Women's
 Final Four
 Appearances**

SEED #	96	97	98	99	00	01	02	03	04	W	L	PCT.	1st	2nd	3rd
1	17-3	14-4	9-3	15-3	17-3	14-3	18-3	18-3	13-4	296	75	.798	17	13	17
2	1-4	9-4	11-4	8-4	12-4	7-4	8-4	13-4	11-3	214	88	.709	4	4	14
3	8-4	11-3	11-4	15-4	9-4	12-4	9-4	4-4	7-4	160	90	.640	2	4	4
4	7-4	7-4	9-4	9-4	5-4	7-4	8-4	5-4	7-4	131	92	.587	0	2	5
5	2-4	5-4	4-4	4-4	5-4	8-4	2-4	7-4	5-4	75	88	.460	0	0	1
6	5-4	8-4	2-4	2-4	2-4	5-4	3-4	6-4	5-4	65	88	.425	0	0	2
7	2-4	4-4	2-4	2-4	2-4	2-4	6-4	4-4	6-4	55	88	.385	0	0	1
8	1-4	3-4	1-4	3-4	1-4	1-4	1-4	3-4	2-4	43	88	.328	0	0	1
9	3-4	1-4	7-4	1-4	3-4	3-4	3-4	1-4	2-4	38	72	.345	0	0	1
10	2-4	0-4	2-4	2-4	2-4	3-4	1-4	0-4	1-4	30	72	.294	0	0	0
11	2-4	0-4	2-4	2-4	3-4	1-4	2-4	2-4	2-4	23	60	.288	0	0	0
12	3-4	1-4	2-4	0-4	1-4	0-4	2-4	0-4	1-4	14	60	.189	0	0	0
13	0-4	0-4	0-4	0-4	1-4	0-4	0-4	0-4	1-4	4	44	.008	0	0	0
14	0-4	0-4	0-4	0-4	0-4	0-4	0-4	0-4	0-4	0	44	.000	0	0	0
15	0-4	0-4	0-4	0-4	0-4	0-4	0-4	0-4	0-4	0	44	.000	0	0	0
16	0-4	0-4	1-4	0-4	0-4	0-4	0-4	0-4	0-4	1	44	.002	0	0	0
Opening Round	-	-	-	-	-	-	-	-	-	4	4	.500	0	0	0
Unseeded	-	-	-	-	-	-	-	-	-	20	32	.385	0	0	0
TOTALS	63-63	63-63	63-63	63-63	63-63	63-63	63-63	63-63	63-63	1,173	1,173	.500	23	23	46

*No teams seeded below four

THE TOURNAMENT

How the Seeds Fared

Seed	1st	2nd	RSF	RF	NSF	CH
#1	59-1	83-8	66-17	46-20	31-15	17-14
#2	72-0	80-12	38-42	16-22	8-8	4-4
#3	67-5	48-39	27-21	9-18	6-3	2-4
#4	53-7	57-28	13-44	6-7	2-4	0-2
#5	54-26	21-45	2-19	1-1	0-1	
#6	49-31	15-47	6-9	2-4	0-2	
#7	47-45	5-42	3-2	1-2	0-1	
#8	38-50	3-35	1-2	1-0	0-1	
#9	36-40	2-34	1-1	1-0	0-1	
#10	24-36	3-21	1-2	0-1		
#11	18-42	5-13	0-5			
#12	14-46	1-13	0-1			
#13	3-41	1-2	0-1			
#14	0-44					
#15	0-44					
#16	1-43	0-1				

Individual Stats Leaders

Highest Scoring Average

Player, Institution	G	FG	3FG	FT	Pts.	Avg.
1982 Lorri Bauman, Drake	3	36	0	42	110	36.7
1983 LaTaunya Pollard, Long Beach St.	3	35	0	18	88	29.3
1984 Janice Lawrence, Louisiana Tech	4	45	0	22	112	28.0
1985 Tori Harrison, Louisiana Tech	3	33	0	5	71	23.7
1986 Wanda Ford, Drake	2	27	0	13	67	33.5
1987 Cindy Brown, Long Beach St.	4	41	0	27	109	27.2
1988 Michelle Edwards, Iowa	3	33	0	12	78	26.0
1989 Bridgette Gordon, Tennessee	5	53	0	28	134	26.8
1990 Delmonica DeHorney, Arkansas	4	42	0	26	110	27.5
1991 Kerry Bascom, Connecticut	4	35	8	20	98	24.5
1992 Kim Pehlke, Western Ky.	5	40	15	19	114	22.8
1993 Sheryl Swoopes, Texas Tech	5	56	8	57	177	35.4
1994 Jodi Brooks, Seton Hall	3	27	1	17	74	24.7
1995 Darlene Saar, George Washington	3	28	0	14	70	23.3
1996 Sheri Sam, Vanderbilt	4	47	5	14	113	28.3
1997 Katryna Gaither, Notre Dame	5	50	0	32	132	26.4
1998 Chamique Holdsclaw, Tennessee	6	64	0	30	158	26.3
1999 Becky Hammon, Colorado St.	3	15	8	40	78	26.0
2000 LaNeishea Caufield, Oklahoma	3	26	1	18	71	23.7
2001 Jackie Stiles, Southwest Mo. St.	5	46	6	42	140	28.0
2002 Chantelle Anderson, Vanderbilt	4	32	0	35	99	24.8
2003 Diana Taurasi, Connecticut	6	53	20	31	157	26.2
2004 Seimone Augustus, LSU	5	55	2	9	121	24.2

Most Total Points

Player, Institution	G	FG	3FG	FT	Pts.	Avg.
1982 Lorri Bauman, Drake	3	36	0	38	110	36.7
1983 Janice Lawrence, Louisiana Tech	5	41	0	32	114	22.8
1984 Mary Ostrowski, Tennessee	5	43	0	27	113	22.6
1985 Lillie Mason, Western Ky.	4	34	0	25	93	23.3
1986 Clarissa Davis, Texas	5	43	0	17	103	20.6
1987 Bridgette Gordon, Tennessee	5	41	0	29	111	22.2
1988 Penny Toler, Long Beach St.	4	41	0	17	99	24.8
1989 Bridgette Gordon, Tennessee	5	53	0	28	134	26.8
1990 Delmonica DeHorney, Arkansas	4	42	0	26	110	27.5
Trisha Stevens, Stanford	5	46	0	18	110	22.0
1991 Kerry Bascom, Connecticut	4	35	8	20	98	24.5
1992 Kim Pehlke, Western Ky.	5	40	15	19	114	22.8
1993 Sheryl Swoopes, Texas Tech	5	56	8	57	177	35.4
1994 Tonya Sampson, North Carolina	6	42	12	28	124	20.7
1995 Dana Johnson, Tennessee	6	41	0	34	116	19.3

Player, Institution	G	FG	3FG	FT	Pts.	Avg.
1996 Sheri Sam, Vanderbilt	4	47	5	14	113	28.3
Saudia Roundtree, Georgia	6	39	3	32	113	18.8
1997 Chamique Holdsclaw, Tennessee	6	59	0	18	136	22.7
1998 Chamique Holdsclaw, Tennessee	6	64	0	30	158	26.3
1999 Ukari Figgs, Purdue	6	30	14	34	108	18.0
2000 Tamika Catchings, Tennessee	6	37	8	17	99	16.5
2001 Jackie Stiles, Southwest Mo. St.	5	46	6	42	140	28.0
2002 LaNeishea Caufield, Oklahoma	6	35	8	34	112	18.7
2003 Diana Taurasi, Connecticut	6	53	20	31	157	26.2
2004 Seimone Augustus, LSU	5	55	2	9	121	24.2

Highest Field Goal Percentage

Player, Institution	G	FG	FGA	Pct.
1982 Janice Lawrence, Louisiana Tech	5	32	47	68.1
1983 Pam McGee, Southern California	5	42	59	71.2
1984 Janice Lawrence, Louisiana Tech	4	45	67	67.2
1985 Katrina McClain, Georgia	5	32	46	69.6
1986 Wanda Ford, Drake	2	27	42	64.3
1987 Clarissa Davis, Texas	4	38	61	62.3
1988 Vicky Bullet, Maryland	3	26	40	65.0
1989 Jennifer Azzi, Stanford	3	23	35	65.7
1990 Delmonica DeHorney, Arkansas	4	42	57	73.7
1991 Barbara Hickey, Lamar	3	23	35	65.7
1992 Jessie Hicks, Maryland	3	15	21	71.4
1993 Heather Burge, Virginia	3	27	40	67.5
1994 Kara Wolters, Connecticut	4	30	41	73.1
1995 Sarah Smith, Alabama	3	15	21	71.4
1996 Kim Calhoun, Penn St.	3	16	23	69.6
1997 Kara Wolters, Connecticut	4	25	39	64.1
1998 Peppi Brown, Duke	4	22	30	73.3
1999 Michelle VanGorp, Duke	6	39	54	72.2
2000 Hamchetou Maiga, Old Dominion	3	24	37	64.9
2001 Alana Beard, Duke	3	25	37	67.6
2002 Nicole Ohlde, Kansas St.	3	20	28	71.4
2003 Jordan Adams, New Mexico	3	25	44	56.8
Aiysha Smith, LSU	4	21	37	56.8
2004 Ashley Earley, Vanderbilt	3	17	26	65.4

Highest Three-Point Field Goal Percentage

Player, Institution	G	3FG	3FGA	Pct.
1988 Dona Holt, Virginia	3	7	14	50.0
1989 Jennifer Azzi, Stanford	3	9	11	81.8
1990 Amber Nicholas, Arkansas	4	11	15	73.3
1991 Brenda Hatchett, Lamar	3	14	28	50.0
1992 Kim Pehlke, Western Ky.	5	15	27	55.6

	Player, Institution	G	3FG	3FGA	Pct.
1993	Melody Howard, Southwest Mo. St.	3	8	12	66.7
1994	Madonna Thompson, Alabama	5	8	15	53.3
1995	Jennifer Howard, North Carolina St.	3	12	19	63.2
1996	Nykesha Sales, Connecticut	5	8	10	80.0
1997	Abby Conklin, Connecticut	6	12	20	60.0
1998	Talatha Bingham, Florida	3	7	11	63.6
1999	Jacque Johnson, Colorado St.	3	9	9	100.0
2000	Amber Tarr, Texas Tech	4	9	14	64.3
2001	Jennifer Parr, Xavier	4	4	7	63.6
2002	Kendra Wecker, Kansas St.	3	6	9	66.7
2003	Mandi Moore, New Mexico	3	11	17	64.7
2004	Jamie Carey, Texas	3	14	21	66.7

Most Three-Point Field Goals

	Player, Institution	G	3FG	3FGA
1988	Mozell Brooks, Stephen F. Austin	2	10	16
1989	Jennifer Azzi, Stanford	3	9	11
1990	Jennifer Azzi, Stanford	5	14	30
1991	Brenda Hatchett, Lamar	4	14	28
1992	Molly Goodenbour, Stanford	5	18	39
1993	Audrey Burcy, Ohio St.	5	13	32
1994	Betsy Harris, Alabama	5	20	40
1995	Monick Foote, Virginia	4	15	30
1996	Kedra Holland, Georgia	6	13	34
1997	Beth Morgan, Notre Dame	5	15	32
1998	Lisa Griffith, Arizona	3	14	26
1999	Ukari Figgs, Purdue	6	14	37
2000	Sue Bird, Connecticut	6	14	29
2001	Nicole Levandusky, Xavier	4	18	42
2002	Sue Bird, Connecticut	6	14	32
2003	Diana Taurasi, Connecticut	6	20	44
2004	Diana Taurasi, Connecticut	6	17	46

Highest Free Throw Percentage

	Player, Institution	G	FT	FTA	Pct.
1982	Lorri Bauman, Drake	3	38	42	90.5
1983	Jennifer White, Louisiana Tech	5	10	10	100.0
1984	Medina Dixon, Old Dominion	4	3	3	100.0
1985	Chana Perry, La.-Monroe	4	16	19	84.2
1986	Betsy Witman, James Madison	3	12	13	92.3
1987	Angie McClellan, Illinois	2	10	11	90.9
1988	Laurie Carter, Virginia	3	14	14	100.0
1989	Shameil Coleman, Long Beach St.	3	8	8	100.0
1990	Amber Nicholas, Arkansas	4	11	15	73.3
1991	Jodi Fisher, Oklahoma St.	3	10	10	100.0
1992	Kim Gessig, Southern California	3	8	8	100.0
1993	Shelly Sheetz, Colorado	3	8	8	100.0
1994	Jodi Brooks, Seton Hall	3	17	18	94.4
1995	Niesa Johnson, Alabama	3	18	19	94.7
1996	Julie Lake, Texas Tech	3	11	11	100.0
1997	Kate Starbird, Stanford	5	17	17	100.0
1998	Nicole Erickson, Duke	4	14	14	100.0
1999	Tomora Young, Rutgers	3	6	6	100.0
2000	Becky Hammon, Colorado St.	3	40	47	85.1
2001	Ashley McElhiney, Vanderbilt	4	10	10	100.0
2002	Sue Bird, Connecticut	6	20	20	100.0
2003	Corrin Von Wald, Minnesota	3	19	22	90.5
2004	Shanna Zolman, Tennessee	6	12	12	100.0

Highest Rebound Average

	Player, Institution	G	Rbs.	Avg.
1982	Paula McGee, Southern California	3	36	12.0
1983	Anne Donovan, Old Dominion	4	53	13.3
1984	Medina Dixon, Old Dominion	3	40	13.3
1985	Tracy Claxton, Old Dominion	5	72	14.4
1986	Wanda Ford, Drake	2	30	15.0
1987	Sue Wicks, Rutgers	3	39	13.0
1988	Franthes Price, Iowa	3	42	14.0
	Shanda Berry, Iowa	3	42	14.0
1989	Pauline Jordan, UNLV	3	43	14.0
1990	Venus Lacy, Louisiana Tech	4	48	12.0
1991	Daedra Charles, Tennessee	5	67	13.4
1992	Natalie Williams, UCLA	3	39	13.0
1993	Sheryl Swoopes, Texas Tech	5	48	9.6
1994	Charlotte Smith, North Carolina	5	69	13.8
1995	Wendy Palmer, Virginia	4	60	15.0
1996	La'Keisha Frett, Georgia	6	64	10.7
1997	Katryna Gaither, Notre Dame	5	61	12.2
1998	Nyree Roberts, Old Dominion	3	39	13.0




Photo courtesy of Duke Sports Information

Hitting 100 percent of her free throw attempts in the 1998 tournament, Nicole Erickson gave Duke 14 charity shots over four games. The Blue Devils advanced to the regional finals before losing to Arkansas 77-72.

	Player, Institution	G	Rbs.	Avg.
1999	Maylana Martin, UCLA	4	41	10.3
2000	Hamchetou Maiga, Old Dominion	3	37	12.3
2001	Caton Hill, Oklahoma	3	36	12.0
2002	Jennifer Leitner, Brigham Young	3	37	12.3
2003	Cheryl Ford, Louisiana Tech	3	42	14.0
2004	Janel McCarville, Minnesota	5	75	15.0

Most Total Rebounds

	Player, Institution	G	Rbs.	Avg.
1982	Debra Walker, Cheyney	5	44	8.8
1983	Cheryl Miler, Southern California	5	59	11.8
1984	Mary Ostrowski, Tennessee	5	59	11.8
1985	Tracy Claxton, Old Dominion	5	72	14.4
1986	Clarissa Davis, Texas	5	56	11.2
1987	Sheila Frost, Tennessee	5	45	9.0
1988	Nora Lewis, Louisiana Tech	5	52	10.4
1989	Venus Lacy, Louisiana Tech	4	54	13.5
1990	Venus Lacy, Louisiana Tech	4	48	12.0
1991	Daedra Charles, Tennessee	5	67	13.4
1992	Val Whiting, Stanford	5	58	11.6
1993	Sheryl Swoopes, Texas Tech	5	48	9.6
1994	Charlotte Smith, North Carolina	5	69	13.8
1995	Wendy Palmer, Virginia	4	60	15.0
1996	La' Keshia Frett, Georgia	6	64	10.7
1997	Katryna Gaither, Notre Dame	5	61	12.2
1998	Chamique Holdsclaw, Tennessee	6	63	10.5
1999	Monica Maxwell, Louisiana Tech	5	42	8.4
2000	Tamika Catchings, Tennessee	6	59	9.8
2001	Swin Cash, Connecticut	5	56	11.2
2002	Tamika Williams, Connecticut	6	53	8.8
2003	Gwen Jackson, Tennessee	6	60	10.0
2004	Janel McCarville, Minnesota	5	75	15.0

Individual Assists Leaders

	Player, Institution	G	Asts.
1985	Teresa Edwards, Georgia	5	32
1986	Kamie Ethridge, Texas	5	37
1987	Tersa Weatherspoon, Louisiana Tech	5	42
1988	Tersa Weatherspoon, Louisiana Tech	5	39
1989	Ruthie Bolton, Auburn	5	35
1990	Jennifer Azzi, Stanford	5	35
1991	Dawn Staley, Virginia	5	40
1992	Tina Robbins, Southwest Mo. St.	5	29



Photo by Jamie Schwaberow/NCAA Photos

Tennessee center Ashley Robinson (33) blocks the shot of Connecticut center Barbara Turner during last year's championship game. Robinson totaled 10 blocks in six games to tie Minnesota's Janel McCarville as the 2004 tournament leader in blocked shots.

Player, Institution	G	Asts.
1993 Audrey Burcy, Ohio St.	5	23
1994 Niesa Johnson, Alabama	5	38
1995 Michelle Marciniak, Tennessee	6	39
1996 Saudia Roundtree, Georgia	6	39
1997 Ticha Penicheiro, Old Dominion	6	36
1998 LaQuan Stallworth, Louisiana Tech	6	47
1999 Tasha Pointer, Rutgers	5	26
Hilary Howard, Duke	6	26
2000 Helen Darling, Penn St.	5	44
2001 Niele Ivey, Notre Dame	6	38
2002 Diana Taurasi, Connecticut	6	37

Player, Institution	G	Asts.
2003 Temeka Johnson, LSU	4	28
2004 Temeka Johnson, LSU	5	50

Individual Steals Leaders

Player, Institution	G	Stls.
1988 Ruthie Bolton, Auburn	5	16
1989 Bridgette Gordon, Tennessee	5	13
1990 Jennifer Azzi, Stanford	5	14
1991 Dawn Staley, Virginia	5	14
1992 Tina Robbins, Southwest Mo. St.	5	13
1993 Laurie Aaron, Iowa	4	19
1994 Marion Jones, North Carolina	6	16
1995 Kate Starbird, Stanford	5	17
1996 Latina Davis, Tennessee	6	16
Michelle Marciniak, Tennessee	6	16
1997 Ticha Penicheiro, Old Dominion	6	22
1998 Ticha Penicheiro, Old Dominion	3	23
1999 Natalie Diaz, Old Dominion	3	19
2000 Marie Ferdinand, LSU	4	17
2001 Katie Douglas, Purdue	6	20
Niele Ivey, Notre Dame	6	20
2002 Alana Beard, Duke	5	17
2003 Loree Moore, Tennessee	6	13
2004 LaToya Davis, Tennessee	6	12

Individual Blocks Leaders

Player, Institution	G	Blks.
1988 Erica Westbrook, Louisiana Tech	5	8
1989 Dee Dee Franklin, LSU	2	12
1990 Venus Lacy, Louisiana Tech	4	12
1991 Heather Burge, Virginia	5	9
Daedra Charles, Tennessee	5	9
1992 Heidi Gillingham, Vanderbilt	3	13
1993 Kristine Grazzini, UC Santa Barb.	2	8
1994 Lisa Leslie, Southern California	4	13
Rebecca Lobo, Connecticut	4	13
Yolanda Watkins, Alabama	5	13
1995 Rebecca Lobo, Connecticut	6	22
1996 Tracy Henderson, Georgia	6	17
1997 Tajama Abraham, George Washington	4	18
1998 Teresa Geter, Tennessee	6	18
1999 Ayana Walker, Louisiana Tech	5	12
2000 Kelly Schumacher, Connecticut	6	16
2001 Ruth Riley, Notre Dame	6	19
2002 Asjha Jones, Connecticut	6	18
2003 Jordan Adams, New Mexico	3	17
2004 Janel McCarville, Minnesota	5	10
Ashley Robinson, Tennessee	6	10

Tournament Scoring Leaders

Departmental leader indicated by (*)

1982 TOURNAMENT SCORING LEADERS

Player, Institution	G	FG	FGA	Pct.	FT	FTA	Pct.	Reb.	Avg.	PF	Pts.	Avg.
Lorri Bauman, Drake	3	36	66	54.5	*38	*42	90.5	25	8.3	8	*110	*36.7
Pam Kelly, Louisiana Tech	5	38	57	66.7	23	33	69.7	39	7.8	13	99	19.8
Valerie Walker, Cheyney	5	*40	*84	47.6	13	18	72.2	31	6.2	13	93	18.6
Janice Lawrence, Louisiana Tech	5	32	47	*68.1	22	33	66.7	31	6.2	*17	86	17.2
Yolanda Laney, Cheyney	5	35	69	50.7	13	21	61.9	22	4.4	15	83	16.6
Paula McGee, Southern California	3	31	56	55.4	15	19	78.9	36	*12.0	9	77	25.7
Rosetta Guilford, Cheyney	5	28	65	43.1	17	25	68.0	23	4.6	13	73	14.6
Paula Towns, Tennessee	4	24	43	55.8	24	31	77.4	33	8.3	16	72	18.0
Jasmina Perazic, Maryland	4	28	50	56.0	15	16	*93.8	15	3.8	13	71	17.8
Valerie Still, Kentucky	3	31	51	60.8	8	16	50.0	36	*12.0	9	70	23.3

1983 TOURNAMENT SCORING LEADERS

Player, Institution	G	FG	FGA	Pct.	FT	FTA	Pct.	Reb.	Avg.	PF	Pts.	Avg.
Janice Lawrence, Louisiana Tech	5	41	77	53.2	*32	*44	72.8	45	9.0	*19	*114	22.8
Cheryl Miller, Southern California	5	39	*84	46.4	33	42	73.8	*59	11.8	*19	109	21.8
Anne Donovan, Old Dominion	4	38	60	63.3	19	25	76.0	53	*13.3	13	95	23.8
Pam McGee, Southern California	5	*42	59	*71.2	11	23	47.8	43	8.6	*19	95	19.0
Janet Harris, Georgia	4	35	62	56.5	19	28	67.9	36	9.0	12	89	19.8
LaTaunya Pollard, Long Beach St.	3	35	64	54.7	18	24	75.0	22	7.3	12	88	*29.3
Paula McGee, Southern California	5	37	67	55.2	4	8	50.0	54	10.8	10	78	15.6

Player, Institution	G	FG	FGA	Pct.	FT	FTA	Pct.	Reb.	Avg.	PF	Pts.	Avg.
Medina Dixon, Old Dominion.....	4	34	63	54.0	3	3	100.0	24	6.0	12	71	17.8
Kahadeejah Herbert, Penn St.....	3	23	38	60.5	17	23	73.9	21	7.0	11	63	21.0
Helen Malone, Old Dominion.....	4	29	56	51.8	5	7	71.4	20	5.0	12	63	15.8

1984 TOURNAMENT SCORING LEADERS

Player, Institution	G	FG	FGA	Pct.	FT	FTA	Pct.	Reb.	Avg.	PF	Pts.	Avg.
Mary Ostrowski, Tennessee.....	5	43	75	57.3	*27	*30	90.0	*59	11.8	12	*113	22.6
Janice Lawrence, Louisiana Tech.....	4	*45	67	*67.2	22	24	*92.0	36	9.0	13	*112	*28.0
Cheryl Miller, Southern California.....	5	38	69	55.1	18	26	69.2	48	9.6	12	94	18.8
Margaret Diaz, Cheyney.....	4	35	84	41.7	17	20	85.0	29	7.3	9	87	21.8
Yolanda Laney, Cheyney.....	4	33	*89	37.1	20	23	87.0	45	11.3	13	86	21.5
Paula McGee, Southern California.....	5	34	56	60.7	14	22	63.6	35	7.0	*18	82	16.4
Medina Dixon, Old Dominion.....	3	34	62	54.8	13	16	81.3	40	*13.3	9	81	27.0
Tanya Haave, Tennessee.....	5	32	74	43.2	14	19	73.7	29	5.8	16	78	15.6
Pam Gant, Louisiana Tech.....	4	34	57	59.6	8	11	72.7	15	3.8	5	76	19.0
Pam McGee, Southern California.....	5	34	63	54.0	5	13	38.5	53	10.6	14	73	14.6

1985 TOURNAMENT SCORING LEADERS

Player, Institution	G	FG	FGA	Pct.	FT	FTA	Pct.	Reb.	Avg.	PF	Pts.	Avg.
Lillie Mason, Western Ky.....	4	34	56	60.7	25	32	78.1	42	10.5	15	*93	23.3
Lisa Ingram, La.-Monroe.....	4	36	78	46.2	20	29	69.0	53	13.3	14	92	23.0
Janet Harris, Georgia.....	5	*41	69	54.9	9	17	52.9	37	7.4	15	91	18.2
Teresa Edwards, Georgia.....	5	39	79	49.4	13	17	76.5	18	3.6	17	91	18.2
Chana Perry, La.-Monroe.....	4	33	64	51.6	16	19	*84.2	48	12.0	10	82	20.5
Katrina McClain, Georgia.....	5	32	46	*69.6	15	22	68.2	44	8.8	*20	79	15.8
Eun Jung Lee, La.-Monroe.....	4	24	65	37.0	*26	*36	72.2	12	3.0	7	74	18.5
Tracy Claxton, Old Dominion.....	5	31	67	46.3	12	20	60.0	*72	*14.4	12	74	14.8
Medina Dixon, Old Dominion.....	5	33	*80	41.3	7	12	58.3	47	9.4	14	73	14.6
Tori Harrison, Louisiana Tech.....	3	33	54	61.1	5	11	45.5	31	10.3	11	71	*23.7

1986 TOURNAMENT SCORING LEADERS

Player, Institution	G	FG	FGA	Pct.	FT	FTA	Pct.	Reb.	Avg.	PF	Pts.	Avg.
Clarissa Davis, Texas.....	5	*43	67	64.2	17	22	77.3	*56	11.2	6	*103	20.6
Cynthia Cooper, Southern California.....	5	38	*70	54.3	19	22	86.4	21	4.2	17	95	19.0
Cheryl Miller, Southern California.....	4	28	53	52.8	*28	*33	84.8	39	9.8	16	84	21.0
Fran Harris, Texas.....	5	31	56	55.4	19	24	79.2	20	4.0	7	81	16.2
Lillie Mason, Western Ky.....	4	25	44	56.8	*28	31	90.3	41	10.3	5	78	19.5
Wanda Ford, Drake.....	2	27	42	*64.3	13	20	65.0	30	*15.0	3	67	*33.5
Bridgette Gordon, Tennessee.....	4	28	62	45.2	11	16	68.8	22	5.5	3	67	16.8
Clemette Haskins, Western Ky.....	4	25	51	49.0	15	22	68.2	15	3.8	33	65	16.3
Jennifer Gillom, Mississippi.....	3	28	55	50.9	8	13	61.5	29	9.7	0	64	21.3
Teresa Edwards, Georgia.....	2	23	42	54.8	16	19	84.2	11	5.5	10	62	31.0

1987 TOURNAMENT SCORING LEADERS

Player, Institution	G	FG	FGA	Pct.	FT	FTA	Pct.	Reb.	Avg.	PF	Pts.	Avg.
Bridgette Gordon, Tennessee.....	5	41	84	48.8	*29	34	85.3	*41	8.2	9	*111	22.2
Cindy Brown, Long Beach St.....	4	41	78	52.6	27	37	73.0	40	10.0	11	109	*27.2
Penny Toler, Long Beach St.....	4	*47	*89	52.8	7	11	63.6	13	3.2	23	101	25.2
Nora Lewis, Louisiana Tech.....	5	39	74	52.7	19	28	67.8	31	6.2	8	97	19.4
Tori Harrison, Louisiana Tech.....	5	40	75	53.3	14	27	51.8	34	6.8	3	94	18.8
Clarissa Davis, Texas.....	4	38	61	62.3	14	18	77.8	35	8.8	5	90	22.5
Sue Wicks, Rutgers.....	3	26	49	53.1	28	*38	73.7	39	*13.0	5	80	26.7
Beverly Williams, Texas.....	4	32	48	*66.7	10	13	76.9	18	4.5	11	74	18.5
Tonya Edwards, Tennessee.....	5	21	52	40.3	24	37	67.6	27	5.4	17	67	13.4
Teresa Weatherspoon, Louisiana Tech.....	5	23	49	46.9	19	22	*86.4	27	5.4	*42	65	13.0

1988 TOURNAMENT SCORING LEADERS

Player, Institution	G	FG-FGA	Pct.	3FG-3FGA	Pct.	FT-FTA	Pct.	Reb.-Avg.	Ast.	Pts.-Avg.
Penny Toler, Long Beach St.....	4	*41-*85	48.2	0-1	00.0	7-24	70.8	20.5-0	16	*99-24.8
Erica Westbrook, Louisiana Tech.....	5	37-64	57.8	0-0	00.0	12-19	63.2	26.5-2	2	86-17.2
Diann McNeil, Auburn.....	5	30-61	49.2	5-8	62.5	13-17	76.5	36.7-2	11	78-15.6
Michelle Edwards, Iowa.....	3	33-61	54.1	0-0	00.0	12-19	63.2	13.4-3	17	78-*26.0
Bridgette Gordon, Tennessee.....	4	33-56	58.9	0-0	00.0	10-17	58.8	27-6.8	9	76-19.0
Ruthie Bolton, Auburn.....	5	31-56	55.4	2-3	66.7	10-11	90.9	20.4-0	32	74-14.8
Venus Lacy, Louisiana Tech.....	5	27-54	50.0	0-0	00.0	11-18	61.1	46-9.2	4	65-13.0
Vickie Orr, Auburn.....	5	28-59	47.5	0-0	00.0	9-12	75.0	29.5-8	4	65-13.0
Teresa Weatherspoon, Louisiana Tech.....	5	22-39	56.4	2-5	40.0	*18-*27	66.7	20.4-0	*39	64-12.8
Vicky Bullett, Maryland.....	3	26-40	*65.0	0-0	00.0	12-13	92.3	27.9-0	6	64-21.3
Doreatha Conwell, Texas.....	3	27-52	51.9	0-0	00.0	10-17	58.8	36-12.0	3	64-21.3

1989 TOURNAMENT SCORING LEADERS

Player, Institution	G	FG-FGA	Pct.	3FG-3FGA	Pct.	FT-FTA	Pct.	Reb.-Avg.	Ast.	Pts.-Avg.
Bridgette Gordon, Tennessee.....	5	*53-*92	57.6	0-1	00.0	*28-*36	77.8	52-10.4	8	*134-*26.8
Deanna Tate, Maryland.....	4	44-84	52.4	1-5	20.0	17-18	94.4	13.3-3	18	106-26.5
Venus Lacy, Louisiana Tech.....	4	38-70	54.3	0-0	00.0	27-41	65.9	*54-13.5	2	103-25.8
Vickie Orr, Auburn.....	5	36-65	55.4	0-0	00.0	19-26	73.1	49-9.8	2	91-18.2
Vicky Bullett, Maryland.....	4	33-73	45.2	0-1	00.0	20-24	83.3	42-10.5	6	86-21.5
Nora Lewis, Louisiana Tech.....	4	26-59	44.1	0-0	00.0	20-26	76.9	47-11.8	3	72-18.0
Sheila Frost, Tennessee.....	5	26-50	52.0	0-0	00.0	16-20	80.0	44-8.8	2	68-13.6
Clarissa Davis, Texas.....	3	27-51	52.9	2-2	100.0	12-22	54.5	25-8.3	1	68-22.7
Pauline Jordan, UNLV.....	3	24-47	51.1	0-0	00.0	17-25	68.0	*43-14.3	5	65-21.7
Linda Godby, Auburn.....	5	28-45	62.2	0-0	00.0	7-9	77.8	18-3.6	0	63-12.6

THE TOURNAMENT

1990 TOURNAMENT SCORING LEADERS

Player, Institution	G	FG-FGA	Pct.	3FG-3FGA	Pct.	FT-FTA	Pct.	Reb.-Avg.	Ast.	Pts.-Avg.
Trisha Stevens, Stanford	5	*46-83	55.4	0-1	00.0	18-23	78.3	33-6.6	6	*110-22.0
Delmonica DeHorney, Arkansas	4	42-57	*73.7	0-0	00.0	26-36	72.2	29-7.3	0	*110-27.5
Carolyn Jones, Auburn	5	27-64	42.2	10-18	55.6	*41-46	89.1	38-7.6	9	105-21.0
Dawn Staley, Virginia	4	35-65	53.8	5-15	33.3	24-29	82.8	27-6.8	15	99-24.8
Venus Lacy, Louisiana Tech	4	37-63	58.7	1-3	33.3	20-32	62.5	*48-12.0	1	95-23.8
Evelyn Thompson, Auburn	5	30-70	42.9	2-3	66.7	14-22	63.6	11-2.2	15	76-15.2
Katy Steding, Stanford	5	23-57	40.4	12-27	44.4	15-20	75.0	36-7.2	18	73-14.6
Sonja Henning, Stanford	5	21-41	51.2	1-3	33.3	26-35	74.3	27-5.4	30	69-13.8
Linda Godby, Auburn	5	30-45	66.7	0-1	00.0	7-10	70.0	21-4.2	0	67-13.4
Wendy Scholtens, Vanderbilt	3	25-37	67.6	0-0	00.0	16-20	80.0	26-8.7	7	66-22.0
Vicki Hall, Texas	3	26-51	51.0	4-11	36.4	10-15	66.7	26-8.7	2	66-22.0

1991 TOURNAMENT SCORING LEADERS

Player, Institution	G	FG-FGA	Pct.	3FG-3FGA	Pct.	FT-FTA	Pct.	Reb.-Avg.	Ast.	Pts.-Avg.
Kerry Bascom, Connecticut	4	*35-61	57.4	8-16	50.0	20-23	87.0	37-9.3	9	*98-24.5
Dawn Staley, Virginia	5	34-80	42.5	5-13	38.5	18-20	90.0	34-6.8	*40	91-18.2
Daedra Charles, Tennessee	5	33-61	54.1	0-0	00.0	*22-36	61.1	*67-13.4	4	88-17.6
Tonya Cardoza, Virginia	5	28-57	49.1	3-5	60.0	16-19	84.2	25-5.0	10	75-15.0
Dena Head, Tennessee	5	25-49	51.0	2-6	33.3	21-34	61.8	20-4.0	15	73-14.6
Val Whiting, Stanford	4	22-63	34.9	0-1	00.0	8-15	53.3	45-11.3	10	68-17.0
Tammi Reiss, Virginia	5	23-50	46.0	5-13	38.5	13-19	68.4	17-3.4	12	64-12.8
Lisa McGill, Oklahoma St.	3	26-50	52.0	0-0	00.0	12-17	70.6	21-7.0	6	64-21.3
Delmonica DeHorney, Arkansas	2	24-33	72.7	0-0	00.0	16-19	84.2	13-6.5	0	64-32.0
Stacey Ford, Georgia	3	26-44	59.1	0-0	00.0	11-15	73.3	24-8.0	3	63-21.0

1992 TOURNAMENT SCORING LEADERS

Player, Institution	G	FG-FGA	Pct.	3FG-3FGA	Pct.	FT-FTA	Pct.	Reb.-Avg.	Ast.	Pts.-Avg.
Kim Pehlke, Western Ky.	5	*40-78	51.3	15-27	55.6	19-24	79.2	9-1.8	22	*114-22.8
Heather Burge, Virginia	4	35-66	53.0	0-0	00.0	16-24	66.7	39-9.8	10	86-21.5
Val Whiting, Stanford	5	30-70	42.9	0-0	00.0	25-31	80.6	*58-11.6	8	82-16.4
Molly Goodenbour, Stanford	5	26-55	47.3	*18-39	46.2	11-17	64.7	19-3.8	18	81-16.2
Tina Robbins, Southwest Mo. St.	5	20-37	54.1	7-9	77.8	24-31	77.4	19-3.8	*29	71-14.2
Melody Howard, Southwest Mo. St.	5	20-39	51.3	7-13	53.8	21-25	84.0	14-2.8	9	69-13.8
Rachel Hemmer, Stanford	5	21-45	46.7	0-0	00.0	*26-32	81.3	41-8.2	4	68-13.6
Christy Hedgpeth, Stanford	5	23-52	44.2	10-27	37.0	10-12	83.3	19-3.8	11	66-13.2
Natalie Williams, UCLA	3	26-56	46.4	0-0	00.0	11-16	68.8	39-13.0	5	63-21.0
Tammy Reiss, Virginia	4	19-47	40.4	4-12	33.3	21-23	91.3	15-3.8	11	63-15.8

1993 TOURNAMENT SCORING LEADERS

Player, Institution	G	FG-FGA	Pct.	3FG-3FGA	Pct.	FT-FTA	Pct.	Reb.-Avg.	Ast.	Pts.-Avg.
Sheryl Swoopes, Texas Tech	5	*56-110	50.9	8-16	50.0	*57-61	93.4	*48-9.6	11	*177-35.4
Katie Smith, Ohio St.	5	29-62	46.8	3-8	37.5	29-38	76.3	32-6.4	*23	90-18.0
Averill Roberts, Ohio St.	5	32-64	50.0	7-20	35.0	15-18	83.3	18-3.6	9	86-17.2
Tia Jackson, Iowa	4	32-56	57.1	2-4	50.0	13-14	92.9	28-7.0	7	79-19.8
Krista Kirkland, Texas Tech	5	26-51	51.0	12-28	42.9	15-23	65.2	29-5.8	19	79-15.8
Audrey Burcy, Ohio St.	5	27-65	41.5	*13-32	40.6	9-14	64.3	32-6.4	*23	76-15.2
Danielle Whitehurst, Louisiana Tech	4	30-54	55.6	0-0	00.0	13-15	86.7	31-7.8	4	73-18.3
Laurie Aaron, Iowa	4	19-46	41.3	3-5	60.0	26-31	83.9	22-5.5	16	67-16.8
Nikki Keyton, Ohio St.	5	24-51	47.1	2-9	22.2	17-23	73.9	31-6.2	7	67-13.4
Heather Burge, Virginia	3	27-40	*67.5	0-0	00.0	12-19	63.2	26-8.7	4	66-22.0

1994 TOURNAMENT SCORING LEADERS

Player, Institution	G	FG-FGA	Pct.	3FG-3FGA	Pct.	FT-FTA	Pct.	Reb.-Avg.	Ast.	Pts.-Avg.
Tonya Sampson, North Carolina	6	42-101	41.6	12-31	38.7	*28-35	80.0	44-7.3	17	*124-20.7
Debra Williams, Louisiana Tech	6	*43-100	43.0	12-30	40.0	14-19	73.4	26-4.3	9	112-18.9
Betsy Harris, Alabama	5	34-67	50.7	*20-40	50.0	15-22	68.2	19-3.8	6	103-20.6
Pam Thomas, Louisiana Tech	6	37-75	49.3	2-3	66.7	20-34	58.8	21-3.5	25	96-16.0
Charlotte Smith, North Carolina	5	36-80	45.0	2-9	22.2	20-32	62.5	*69-13.8	15	94-18.8
Leslie Johnson, Purdue	5	37-56	66.1	0-0	00.0	17-24	70.8	26-5.2	3	91-18.2
Lisa Leslie, Southern California	4	37-66	56.1	0-2	00.0	17-24	70.8	46-11.5	12	91-22.8
Vickie Johnson, Louisiana Tech	6	37-73	50.7	0-2	00.0	13-18	72.2	51-8.5	10	87-14.5
Sylvia Crawley, North Carolina	6	30-61	49.2	0-0	00.0	26-34	76.5	28-4.7	4	86-14.3
Helen Holloway, Penn St.	4	28-58	48.3	6-15	40.0	23-27	85.2	41-10.3	5	85-21.3

1995 TOURNAMENT SCORING LEADERS

Player, Institution	G	FG-FGA	Pct.	3FG-3FGA	Pct.	FT-FTA	Pct.	Reb.-Avg.	Ast.	Pts.-Avg.
Dana Johnson, Tennessee	6	41-69	59.4	0-0	00.0	*34-41	82.9	59-9.8	4	*116-19.3
Kara Wolters, Connecticut	6	*45-69	65.2	0-0	00.0	18-25	72.0	37-6.2	5	108-18.0
Rebecca Lobo, Connecticut	6	35-74	47.3	5-12	41.7	21-31	67.7	39-6.5	19	96-16.0
La'Keshia Freit, Georgia	5	41-73	56.2	0-0	00.0	13-20	65.0	18-3.6	15	95-19.0
Isabelle Fijalkowski, Colorado	4	37-57	64.9	0-0	00.0	18-21	85.7	44-11.0	6	92-23.0
Jamelle Elliott, Connecticut	6	27-45	60.0	0-0	00.0	33-37	89.2	47-7.8	15	89-14.8
Nikki McCray, Tennessee	6	37-72	51.4	0-1	00.0	15-20	75.0	43-7.2	26	89-14.8
Jennifer Rizzotti, Connecticut	6	33-60	55.0	10-23	43.5	13-20	65.0	30-5.0	27	89-14.8
Saudia Roundtree, Georgia	5	33-76	43.4	2-4	50.0	15-18	83.3	22-4.4	35	83-16.6
Kristin Folk, Stanford	5	34-56	60.7	7-12	58.3	5-9	55.6	42-8.4	13	80-16.0

1996 TOURNAMENT SCORING LEADERS

Player, Institution	G	FG-FGA	Pct.	3FG-3FGA	Pct.	FT-FTA	Pct.	Reb.-Avg.	Ast.	Pts.-Avg.
Sheri Sam, Vanderbilt	4	47-71	66.2	5-10	50.0	14-20	70.0	37-9.3	12	*113-28.3
Shalonda Enis, Alabama	3	30-52	57.7	3-6	50.0	20-25	80.0	21-7.0	3	83-27.7
Michi Atkins, Texas Tech	3	24-47	51.1	0-0	00.0	21-29	72.4	24-8.0	7	69-23.0

Player, Institution	G	FG-FGA	Pct.	3FG-3FGA	Pct.	FT-FTA	Pct.	Reb.-Avg.	Ast.	Pts.-Avg.
Katricia Price, Stephen F. Austin	3	25-61	41.0	10-30	33.3	9-14	64.3	10-3.3	3	69-23.0
Tora Suber, Virginia	4	27-65	41.5	9-27	33.3	22-27	81.5	16-4.0	9	85-21.3
Dominique Canty, Alabama	3	26-54	48.1	0-0	00.0	12-14	85.7	27-9.0	5	64-21.3
Kate Starbird, Stanford	5	37-79	46.8	11-32	34.4	20-21	95.2	26-5.2	12	105-21.0
Nykesha Sales, Connecticut	5	39-77	50.6	8-10	*80.0	12-16	75.0	26-5.2	17	98-19.6
Saudia Roundtree, Georgia	6	39-*95	41.1	3-12	25.0	*32-*41	78.0	34-5.7	*39	*113-18.8
Alicia Thompson, Texas Tech	3	25-57	43.9	0-2	00.0	5-10	50.0	26-8.7	9	55-18.3

1997 TOURNAMENT SCORING LEADERS

Player, Institution	G	FG-FGA	Pct.	3FG-3FGA	Pct.	FT-FTA	Pct.	Reb.-Avg.	Ast.	Pts.-Avg.
Katryna Gaither, Notre Dame	5	50-82	61.0	0-0	00.0	*32-*38	82.1	*61-*12.2	7	132-*26.4
Chamique Holdscraw, Tennessee	6	*59-*108	54.6	0-0	00.0	18-27	66.7	50-8.3	17	*136-22.7
Beth Morgan, Notre Dame	5	35-82	42.7	*15-*32	46.9	28-37	75.7	33-6.6	11	113-22.6
Tracy Reid, North Carolina	3	26-54	48.1	0-1	00.0	12-22	54.5	34-11.3	3	64-21.3
Alisa Burras, Louisiana Tech	3	23-43	53.5	0-0	00.0	15-19	78.9	29-9.7	1	61-20.3
Clarisse Machanguana, Old Dominion	6	50-86	58.1	0-0	00.0	14-22	63.6	57-9.5	9	114-19.0
Shalonda Enis, Alabama	3	22-42	52.4	5-11	45.5	8-8	100.0	29-9.7	7	57-19.0
Noelia Gomez, George Washington	4	36-65	55.4	0-2	00.0	3-5	60.0	29-7.3	7	75-18.8
Murriel Page, Florida	4	33-53	62.3	0-0	00.0	9-19	47.4	47-11.8	4	75-18.8
Tajama Abraham, George Washington	4	31-66	47.0	0-0	00.0	11-20	55.0	40-10.0	1	73-18.3
Kedra Holland-Corn, Georgia	4	21-52	40.4	9-28	32.1	22-28	78.6	22-5.5	8	73-18.3

1998 TOURNAMENT SCORING LEADERS

Player, Institution	G	FG-FGA	Pct.	3FG-3FGA	Pct.	FT-FTA	Pct.	Reb.-Avg.	Ast.	Pts.-Avg.
Chamique Holdscraw, Tennessee	6	*64-131	48.9	0-4	00.0	*30-*41	73.2	*63-10.5	16	*158-*26.3
Stephanie White, Purdue	4	33-76	43.4	4-17	23.5	25-28	89.3	35-8.8	16	95-23.8
Dominique Canty, Alabama	3	28-59	47.5	0-4	00.0	14-17	82.4	16-5.3	12	70-23.3
Tracy Reid, North Carolina	4	31-62	50.0	0-0	00.0	28-39	71.8	45-11.3	10	90-22.5
Adia Barnes, Arizona	3	24-45	53.3	0-1	00.0	15-19	78.9	25-8.3	6	63-21.0
Chasity Melvin, North Carolina St.	5	40-77	51.9	0-0	00.0	23-35	65.7	48-9.6	11	103-20.6
Ukari Figgs, Purdue	4	24-52	46.2	8-21	38.1	26-29	89.7	26-6.5	16	82-20.5
Ashley Berggren, Illinois	3	22-40	55.0	0-2	00.0	17-21	81.0	18-6.0	8	61-20.3
Tomora Young, Rutgers	3	20-50	40.0	10-21	47.6	6-6	100.0	11-3.7	6	56-18.7
Tamika Catchings, Tennessee	6	39-81	48.1	3-17	17.6	*30-40	75.0	52-8.7	17	111-18.5

1999 TOURNAMENT SCORING LEADERS

Player, Institution	G	FG-FGA	Pct.	3FG-3FGA	Pct.	FT-FTA	Pct.	Reb.-Avg.	Ast.	Pts.-Avg.
Becky Hammon, Colorado St.	3	15-40	37.5	8-23	34.8	*40-*47	85.1	10-3.3	20	78-*26.0
Chamique Holdscraw, Tennessee	4	39-*82	47.6	0-2	00.0	19-26	73.1	34-8.5	6	97-24.3
Kelly Miller, Georgia	5	38-72	52.8	13-27	48.1	17-23	73.9	39-7.8	24	106-21.2
Amanda Wilson, Louisiana Tech	5	*41-64	64.1	1-1	100.0	12-15	80.0	37-7.4	5	95-19.0
Stacy Frese, Iowa St.	4	22-60	36.7	9-30	30.0	23-29	79.3	12-3.0	23	76-19.0
Lucienne Berthieu, Old Dominion	3	22-33	66.7	0-0	00.0	9-17	52.9	28-9.3	2	55-18.3
Ukari Figgs, Purdue	6	30-75	40.0	*14-*37	37.8	34-40	85.0	30-5.0	19	*108-18.0
Katie Cronin, Colorado St.	3	17-38	44.7	10-21	47.6	10-13	76.9	21-7.0	2	54-18.0
Natasha Anderson, Clemson	3	22-43	51.2	0-0	00.0	10-18	55.6	24-8.0	4	54-18.0
Angie Braziel, Texas Tech	3	23-50	46.0	0-0	00.0	6-7	85.7	22-7.3	6	52-17.3

2000 TOURNAMENT SCORING LEADERS

Player, Institution	G	FG-FGA	Pct.	3FG-3FGA	Pct.	FT-FTA	Pct.	Reb.-Avg.	Ast.	Pts.-Avg.
LaNeisha Caufield, Oklahoma	3	26-43	60.5	1-3	33.3	18-22	81.8	23-6.0	5	71-*23.7
Deanna Jackson, UAB	3	27-55	49.1	2-12	16.7	13-21	61.9	28-9.3	1	69-23.0
Phylesha Whatley, Oklahoma	3	24-41	58.5	5-9	55.6	15-16	*93.8	14-4.7	4	68-22.7
Lucienne Berthieu, Old Dominion	3	19-36	52.8	0-0	00.0	22-32	68.8	23-7.7	2	60-20.0
LaQuanda Barksdale, North Carolina	3	20-43	46.5	1-3	33.3	15-18	83.3	29-9.7	4	56-18.7
Hamchetou Maiga, Old Dominion	3	24-37	64.9	0-0	00.0	7-13	53.8	37-*12.3	6	55-18.7
Marie Ferdinand, LSU	4	32-58	55.2	0-2	00.0	8-11	72.7	20-5.0	23	72-18.0
Tamicha Jackson, Louisiana Tech	4	27-45	41.5	8-24	33.3	9-12	75.0	14-3.5	11	71-17.8
April Brown, LSU	4	29-53	54.7	7-12	58.3	5-9	55.6	24-6.0	17	70-17.5
Natalie Diaz, Old Dominion	3	21-45	46.7	4-8	50.0	5-11	45.5	19-6.3	13	51-17.0
Telisha Quarles, Virginia	3	18-43	41.9	10-23	43.5	5-6	83.3	15-5.0	7	51-17.0

2001 TOURNAMENT SCORING LEADERS

Player, Institution	G	FG-FGA	Pct.	3FG-3FGA	Pct.	FT-FTA	Pct.	Reb.-Avg.	Ast.	Pts.-Avg.
Jackie Stiles, Southwest Mo. St.	5	46-*93	49.5	6-17	35.3	42-49	85.7	20-4.0	8	*140-*28.0
Ruth Riley, Notre Dame	6	*48-76	63.3	0-0	00.0	*43-*54	79.6	54-9.8	8	139-23.2
Angie Welle, Iowa St.	3	29-47	61.7	0-1	00.0	11-13	84.6	30-10.0	5	69-23.0
Alana Beard, Duke	3	25-37	*67.6	1-5	20.0	12-14	85.7	14-4.7	10	63-21.0
Amanda Lassiter, Missouri	3	23-56	41.1	10-20	50.0	5-10	50.0	15-5.0	2	61-20.3
Katie Douglas, Purdue	6	32-78	41.0	12-25	48.0	39-48	81.2	34-5.7	27	115-19.2
Zuzana Klimesova, Vanderbilt	4	32-59	54.2	1-2	50.0	12-17	70.6	40-10.0	20	77-19.2
Nicole Levandusky, Xavier	4	24-55	43.6	*18-*42	42.9	9-13	69.2	25-6.2	8	75-18.8
Tara Mitchem, Southwest Mo. St.	5	32-54	59.3	8-16	50.0	21-22	95.5	24-4.8	13	93-18.6
Caton Hill, Oklahoma	3	23-41	56.1	2-4	50.0	5-7	71.4	36-*12.0	3	53-17.7

2002 TOURNAMENT SCORING LEADERS

Player, Institution	G	FG-FGA	Pct.	3FG-3FGA	Pct.	FT-FTA	Pct.	Reb.-Avg.	Ast.	Pts.-Avg.
Chantelle Anderson, Vanderbilt	4	32-57	56.1	0-0	00.0	*35-*39	89.7	42-10.5	5	99-*24.8
Kelly Mazzante, Penn St.	3	27-65	41.5	10-28	35.7	9-11	81.8	6-2.0	5	73-24.3
Coretta Brown, North Carolina	3	23-49	46.9	11-26	42.3	9-11	81.8	15-5.0	6	66-22.0

Player, Institution	G	FG-FGA	Pct.	3FG-3FGA	Pct.	FT-FTA	Pct.	Reb.-Avg.	Ast.	Pts.-Avg.
Alana Beard, Duke	4	*43*81	53.1	2-10	20.0	21-26	80.8	31-6.2	15	109-21.8
Nicole Ohlde, Kansas St.	3	20-28	*71.4	0-0	00.0	24-28	85.7	23-7.7	9	64-21.3
Carla Bennett, Drake	3	25-27	67.6	0-0	00.0	14-20	70.0	18-6.0	4	64-21.3
Tanisha Wright, Penn St.	3	24-42	57.1	0-0	00.0	15-18	83.3	9-3.0	10	63-21.0
Laurie Koehn, Kansas St.	3	22-45	48.9	10-26	38.5	9-9	100.0	6-2.0	9	63-21.0
LaNeisha Caulfield, Oklahoma	6	35-72	48.6	8-18	44.4	34*39	87.2	29-4.8	16	*112-18.7
Sue Bird, Connecticut	6	38-73	52.1	*15*33	45.5	20-20	*100.0	20-3.3	36	111-18.5

2003 TOURNAMENT SCORING LEADERS

Player, Institution	G	FG-FGA	Pct.	3FG-3FGA	Pct.	FT-FTA	Pct.	Reb.-Avg.	Ast.	Pts.-Avg.
Diana Taurasi, Connecticut	6	*53*96	55.2	*20*44	45.5	31-40	77.5	34-5.7	18	*157*26.2
Tera Bjorklund, Colorado	3	23-44	52.3	0-0	00.0	28-35	80.0	27-3.0	9	74-24.7
Alana Beard, Duke	5	40-78	51.3	5-13	38.5	30-37	81.1	29-5.8	11	115-23.0
Jordan Adams, New Mexico	3	25-44	*56.8	2-5	40.0	14-25	56.0	22-7.3	8	66-22.0
Kelly Mazzante, Penn St.	3	27-54	50.0	10-22	45.5	2-3	66.7	15-5.0	6	66-22.0
Christi Thomas, Georgia	3	25-47	53.2	1-3	33.3	10-17	58.8	28-9.3	0	61-20.3
Heather Schreiber, Texas	5	39-70	55.7	6-20	30.0	12-13	92.3	37-7.4	7	96-19.2
Trina Frierson, Louisiana Tech	3	23-43	53.5	0-0	00.0	11-12	91.7	18-6.0	1	57-19.0
Erika Valek, Purdue	4	28-57	49.1	4-11	36.4	14-15	93.3	13-3.2	12	74-18.5
Plenette Pierson, Texas Tech	4	27-55	49.1	0-0	00.0	19-31	61.3	47-11.8	14	73-18.2

2004 TOURNAMENT SCORING LEADERS

Player, Institution	G	FG-FGA	Pct.	3FG-3FGA	Pct.	FT-FTA	Pct.	Reb.-Avg.	Ast.	Pts.-Avg.
Seimone Augustus, LSU	5	*55*94	58.5	2-5	40.0	9-11	81.8	29-5.8	9	*121*24.2
Erica Smith-Taylor, Louisiana Tech	3	26-48	54.2	9-17	52.9	9-10	90.0	20-6.7	13	70-23.3
Jacqueline Bateast, Notre Dame	3	28-58	48.3	1-5	20.0	9-13	69.2	35-11.7	5	66-22.0
Nicole Powell, Stanford	4	32-67	47.8	9-24	37.5	14-17	82.4	47-11.8	25	87-21.8
Sophia Young, Baylor	3	21-49	42.9	0-0	00.0	18-24	75.0	27-9.0	7	60-20.0
Lindsay Whalen, Minnesota	5	28-75	37.3	6-20	30.0	37-41	90.2	27-5.4	39	99-19.8
Diana Taurasi, Connecticut	6	41-87	47.1	*17*46	37.0	19-25	76.0	27-4.5	28	118-19.7
Janel McCarville, Minnesota	5	32-54	59.3	0-0	00.0	33-41	80.5	*75*15.0	22	97-19.4
Jamie Carey, Texas	3	16-28	57.1	14-21	*66.7	9-10	90.0	9-3.0	7	55-18.3
Heather Schreiber, Texas	3	17-27	63.0	6-14	42.9	12-17	70.6	12-4.0	7	52-17.3

Entering the NCAA Tournament, These Teams...

...WERE UNDEFEATED (9)

Year	Team (Coach)	Record	How It Did
1986	Texas (Jody Conradt)	29-0	5-0 CHAMPION
1990	Louisiana Tech (Leon Barmore)	29-0	3-1 Final Four—T-Third
1992	Vermont (Cathy Ingles)	29-0	0-1 First Round
1993	Vermont (Cathy Ingles)	28-0	0-1 First Round
1995	Connecticut (Geno Auriemma)	29-0	6-0 CHAMPION



David Gonzales/Stanford Athletics Photography

Stanford's Nicole Powell averaged a double-double in four 2004 tournament games with 11.8 rebounds and 21.8 points.

Year	Team (Coach)	Record	How It Did
1997	Connecticut (Geno Auriemma)	30-0	3-1 Regional Final
1998	Tennessee (Pat Summitt)	33-0	6-0 CHAMPION
	Liberty (Rick Reeves)	28-0	0-1 First Round
2002	Connecticut (Geno Auriemma)	33-0	6-0 CHAMPION

...HAD ONE LOSS (24)

Year	Team (Coach)	Record	How It Did
1982	Louisiana Tech (Sonja Hogg)	30-1	5-0 CHAMPION
1983	Louisiana Tech (Hogg & Barmore)	27-1	4-1 Final Four—Second
1985	Idaho (Pat Dobratz)	28-1	0-1 First Round
	La.-Monroe (Linda Harper)	27-1	3-1 Final Four—T-Third
	Washington (Joyce Sake)	26-1	0-1 First Round
1986	Georgia (Andy Landers)	29-1	1-1 Regional Semifinals
1987	Auburn (Joe Ciampi)	29-1	2-1 Regional Final
	Texas (Jody Conradt)	28-1	3-1 Final Four—T-Third
1988	Montana (Robin Selvig)	28-1	0-1 First Round
	Iowa (Vivian Stringer)	27-1	2-1 Regional Final
1989	Auburn (Joe Ciampi)	28-1	4-1 Final Four—Second
1990	Stanford (Tara VanDerveer)	27-1	5-0 CHAMPION
1991	Penn St. (Rene Portland)	29-1	0-1 First Round
1992	Miami [Fla.] (Ferne Labati)	29-1	1-1 Regional Semifinals
	Virginia (Debbie Ryan)	29-1	3-1 Final Four—T-Third
1994	Tennessee (Pat Summitt)	29-1	2-1 Regional Semifinals
1996	Louisiana Tech (Leon Barmore)	28-1	3-1 Regional Final
1997	Old Dominion (Wendy Larry)	29-1	5-1 Final Four—Second
	Stanford (Tara VanDerveer)	30-1	4-1 Final Four—T-Third
1998	Florida International (Cindy Russo)	28-1	1-1 Second Round
1999	Purdue (Carolyn Peck)	28-1	6-0 CHAMPION
2000	Connecticut (Geno Auriemma)	30-1	6-0 CHAMPION
2003	Connecticut (Geno Auriemma)	31-1	6-0 CHAMPION
	Duke (Gail Goestenkors)	31-1	4-1 Final Four—T-Third

...HAD TWO LOSSES (66)

Year	Team (Coach)	Record	How It Did
1982	Cheyney (Vivian Stringer)	24-2	4-1 Final Four—Second
1983	Texas (Jody Conradt)	28-2	2-1 Regional Final
	Cheyney (Vivian Stringer)	26-2	1-1 Regional Semifinals
	Southern California (Linda Sharp)	25-2	5-0 CHAMPION
1984	Texas (Jody Conradt)	30-2	2-1 Regional Final
	Georgia (Andy Landers)	28-2	2-1 Regional Final
	Central Mich. (Laura Golden)	27-2	0-1 First Round
	Louisiana Tech (Hogg & Barmore)	27-2	3-1 Final Four—T-Third
1985	Mississippi (Van Chancellor)	27-2	2-1 Regional Final
	Texas (Jody Conradt)	27-2	1-1 Regional Semifinals
	Long Beach St. (Joan Bonvicini)	26-2	2-1 Regional Final
	Ohio St. (Tara VanDerveer)	26-2	2-1 Regional Final
1986	Ohio U. (Amy Pritchard)	26-2	0-1 First Round
	Virginia (Debbie Ryan)	26-2	0-1 First Round

Year	Team (Coach)	Record	How It Did
1987	Long Beach St. (Joan Bonvicini)	30-2	3-1 Final Four—T-Third
	Rutgers (Theresa Grentz)	28-2	2-1 Regional Final
	Bowling Green (Fran Voll)	27-2	0-1 First Round
	Southern Ill. (Cindy Scott)	27-2	1-1 Regional Semifinals
1988	Louisiana Tech (Leon Barmore)	26-2	4-1 Final Four—Second
	Texas (Jody Conradt)	30-2	2-1 Regional Final
	Auburn (Joe Ciampi)	28-2	4-1 Final Four—Second
	Tennessee (Pat Summitt)	28-2	3-1 Final Four—T-Third
	Louisiana Tech (Leon Barmore)	27-2	5-0 CHAMPION
	New Mexico St. (Joe McKeown)	26-2	0-1 First Round
1989	Tennessee (Pat Summitt)	30-2	5-0 CHAMPION
	La Salle (John Miller)	27-2	1-1 Second Round
	Maryland (Chris Weller)	26-2	3-1 Final Four—T-Third
	Stanford (Tara VanDerveer)	26-2	2-1 Regional Final
1990	Montana (Robin Selvig)	27-2	0-1 First Round
	UNLV (Jim Bolla)	27-2	0-1 First Round
	Stephen F. Austin (Gary Blair)	27-2	1-1 Regional Semifinals
	Washington (Chris Gobrecht)	26-2	2-1 Regional Final
1991	Western Ky. (Paul Sanderford)	28-2	1-1 Regional Semifinals
	Virginia (Debbie Ryan)	27-2	4-1 Final Four—Second
	Purdue (Lin Dunn)	26-2	0-1 First Round
1992	Mississippi (Van Chancellor)	27-2	2-1 Regional Final
	Southwest Mo. St. (Cheryl Burnett)	27-2	4-1 Final Four—T-Third
	Stephen F. Austin (Gary Blair)	27-2	1-1 Regional Semifinals
	Tennessee (Pat Summitt)	27-2	1-1 Regional Semifinals
1993	Tennessee (Pat Summitt)	27-2	2-1 Regional Final
	Vanderbilt (Jim Foster)	27-2	3-1 Final Four—T-Third
1994	Connecticut (Geno Auriemma)	27-2	3-1 Regional Final
	North Carolina (Sylvia Hatchell)	27-2	6-0 CHAMPION
	Penn St. (Rene Portland)	25-2	3-1 Regional Final
1995	Colorado (Ceal Barry)	27-2	3-1 Regional Final
	Stanford (Tara Van Derveer)	26-2	4-1 Final Four—T-Third
	Tennessee (Pat Summitt)	29-2	5-1 Final Four—Second
1996	Old Dominion (Wendy Larry)	27-2	2-1 Regional Semifinals
	Stanford (Marianne Stanley and Amy Tucker)	25-2	4-1 Final Four—T-Third
1997	North Carolina (Sylvia Hatchell)	27-2	2-1 Regional Semifinals
	Portland (Jim Sollars)	27-2	0-1 First Round
1998	Connecticut (Geno Auriemma)	31-2	3-1 Regional Final
	Old Dominion (Wendy Larry)	27-2	2-1 Regional Semifinals
	Youngstown St. (Ed DiGregorio)	27-2	1-1 Second Round
1999	Colorado St. (Tom Collen)	31-2	2-1 Regional Semifinals
	Louisiana Tech (Leon Barmore)	26-2	4-1 Final Four—T-Third

Year	Team (Coach)	Record	How It Did
	Tennessee (Pat Summitt)	28-2	3-Regional Final
	Virginia Tech (Bonnie Henrickson)	26-2	2-1 Regional Semifinals
2000	Louisiana Tech (Leon Barmore)	28-2	3-1 Regional Final
2001	Connecticut (Geno Auriemma)	28-2	4-1 Final Four—T-Third
	Notre Dame (Muffet McGraw)	28-2	6-0 CHAMPION
	Tennessee (Pat Summitt)	29-2	2-1 Regional Semifinals
	Xavier (Melanie Balcomb)	28-2	3-1 Regional Final
2002	Stanford (Tara Van Derveer)	30-2	2-1 Regional Semifinals
2003	Louisiana Tech (Kurt Budke)	29-2	2-1 Regional Semifinals
2004	Chattanooga (Wes Moore)	28-2	1-1 Second Round
	Louisiana Tech (Kurt Budke)	27-2	2-1 Regional Semifinals

...HAD A .500 RECORD (2)

Year	Team (Coach)	Record	How It Did
1983	Monmouth (N.J.) (Milton Parker)	14-14	1-1 First Round
1999	Appalachian St. (Barbie Breedlove)	14-14	0-1 First Round

...HAD A LOSING RECORD (2)

Year	Team (Coach)	Record	How It Did
1992	Notre Dame (Muffett McGraw)	14-16	0-1 First Round
1994	Missouri (Joann Rutherford)	12-17	0-1 First Round

...HAD A LOSING CONFERENCE RECORD AS AN AT-LARGE SELECTIONS (14)

Year	Team (Coach)	Conf. Record	Overall Record	How It Did
1986	Kentucky (Terry Hall)	4-5	18-10	0-1 First Round
	Vanderbilt (Phil Lee)	4-5	22-8	0-1 Second Round
1987	Vanderbilt (Phil Lee)	4-5	23-9	0-1 Second Round
1989	Mississippi (Van Chancellor)	4-5	21-7	2-1 Regional Final
1990	LSU (Sue Gunter)	4-5	21-8	0-1 First Round
1991	Kentucky (Sharon Fanning)	4-5	20-8	0-1 First Round
	Mississippi (Van Chancellor)	4-5	20-8	0-1 First Round
	Vanderbilt (Ada Gee)	4-5	17-11	2-1 Regional Semifinals
1993	Georgia (Andy Landers)	4-7	20-12	1-1 Second Round
1999	Florida (Carol Ross)	6-8	19-13	0-1 First Round
2001	Arkansas (Gary Blair)	6-8	19-12	1-1 Second Round
	Texas (Jody Conradt)	7-9	20-12	0-1 First Round
2002	Georgia (Andy Landers)	6-8	19-11	0-1 First Round
2004	Missouri (Cindy Stein)	7-9	17-13	0-1 First Round

At-Large Selections History

MOST LOSSES FOR AT-LARGE TEAMS

Team	Year	Won	Lost	Pct.
Monmouth (N.J.)	1983	14	14	.500
North Carolina St.	2004	17	14	.548
Virginia	2003	16	13	.552
Mississippi	2004	17	13	.567
Virginia	2001	18	13	.581
Florida	1999	19	13	.594
Iowa	2004	16	12	.571
Virginia	2002	17	12	.586
UCLA	2004	17	12	.586
Maryland	2004	17	12	.586
Missouri	2004	17	12	.586
Nebraska	2000	18	12	.600
North Carolina	2000	18	12	.600
Syracuse	2002	18	12	.600
Miami (Fla.)	2003	18	12	.600
UAB	2000	19	12	.613
Oklahoma	2003	19	12	.613
Arkansas	2001	19	12	.613
Georgia	1993	20	12	.625
Ohio St.	1996	20	12	.625
Vanderbilt	2000	20	12	.625
Texas	2000	21	12	.636

FEWEST WINS FOR AT-LARGE TEAMS

Team	Year	Won	Lost	Pct.
Monmouth (N.J.)	1983	14	14	.500
Stephen F. Austin	1982	15	8	.652
Virginia	2003	16	13	.552
La Salle	1983	16	12	.571
Iowa	2004	16	12	.571

Team	Year	Won	Lost	Pct.
Washington	1993	16	11	.593
Texas	1999	16	11	.593
Purdue	1997	16	10	.615
South Carolina St.	1983	16	7	.696
North Carolina St.	2004	17	14	.548
Mississippi	2004	17	13	.567
Virginia	2002	17	12	.586
UCLA	2004	17	12	.586
Maryland	2004	17	12	.586
Missouri	2004	17	12	.586
California	1990	17	11	.607
Ohio St.	1990	17	11	.607
Western Ky.	1990	17	11	.607
Southern California	1991	17	11	.607
Oklahoma St.	1995	17	11	.607
Iowa St.	1997	17	11	.607
Ohio St.	1999	17	11	.607
Maryland	2001	17	11	.607
Oregon	2001	17	11	.607
Clemson	2002	17	11	.607
LSU	2002	17	11	.607
Illinois	2003	17	11	.607
Michigan St.	2003	17	11	.607
Minnesota	1994	17	10	.630
Oregon St.	1994	17	10	.630
Michigan St.	1996	17	10	.630
Northwestern	1997	17	10	.630
Washington	1997	17	10	.630
Georgia	1998	17	10	.630
Iowa	1998	17	10	.630
Arizona	1999	17	10	.630
Iowa	2002	17	10	.630
Oregon	1998	17	9	.654

LOWEST WINNING PERCENTAGE FOR AT-LARGE TEAMS

Team	Year	Won	Lost	Pct.
Monmouth (N.J.)	1983	14	14	.500
North Carolina St.	2004	17	14	.548
Virginia	2003	16	13	.552
Mississippi	2004	17	13	.567
La Salle	1983	16	12	.571
Iowa	2004	16	12	.571
Virginia	2001	18	13	.581
Virginia	2002	17	12	.586
UCLA	2004	17	12	.586
Maryland	2004	17	12	.586
Missouri	2004	17	12	.586
Washington	1993	16	11	.593
Texas	1999	16	11	.593
Florida	1999	19	13	.594
Nebraska	2000	18	12	.600
North Carolina	2000	18	12	.600
Miami (Fla.)	2003	18	12	.600
California	1990	17	11	.607
Ohio St.	1990	17	11	.607
Western Ky.	1990	17	11	.607
Southern California	1991	17	11	.607
Oklahoma St.	1995	17	11	.607
Iowa St.	1997	17	11	.607
Ohio St.	1999	17	11	.607
Maryland	2001	17	11	.607
Oregon	2001	17	11	.607
Clemson	2002	17	11	.607
LSU	2002	17	11	.607
Illinois	2003	17	11	.607
Michigan St.	2003	17	11	.607

FEWEST LOSSES FOR TEAMS NOT TO COMPETE IN THE TOURNAMENT

Team (Coach)	Year	Won	Lost	Pct.	How It Did
Oral Roberts (Debbie Yow)	1983	24	0	1.000	2-1 in WNIT
Canisius (Sr. Maria Pares)	1982	24	2	.923	1-3 in AIAW
Holy Cross (Togo Palazzi)	1983	22	2	.917	1-2 in AIAW

MOST WINS FOR TEAMS NOT TO COMPETE IN THE TOURNAMENT

Team (Coach)	Year	Won	Lost	Pct.	How It Did
Valparaiso (Keith Freeman)	2002	26	7	.788	2-1 WNIT
Hawaii (Vince Goo)	2001	26	8	.765	3-1 WNIT
Houston (Joe Curl)	2001	26	8	.765	0-1 WNIT
Oral Roberts (Debbie Yow)	1983	24	0	1.000	2-1 in WNIT
Canisius (Sr. Maria Pares)	1982	24	2	.923	1-3 in AIAW
Tennessee Tech (Bill Worrell)	2001	24	6	.800	No Postseason Play
Siena (Gina Castelli)	2003	24	7	.774	1-1 WNIT
Ball St. (Tracy Roller)	2002	24	8	.750	1-1 WNIT
St. Joseph's (Cindy Anderson)	2002	24	8	.750	1-1 WNIT

AIAW - Association of Intercollegiate Athletics for Women
 WNIT - Women's National Invitational Tournament

Photo courtesy of Penn State Sports Information



Kelly Mazzante averaged 22 points in three tournament games for Penn State in 2003. The Nittany Lions lost to Tennessee in the regional semifinals, 86-58.

By the Numbers

(Year-by-year Numbers. AA-Teams in Division I Women's Basketball; BB-Number of automatic qualifiers in the NCAA tournament; CC-Number of teams entered into the tournament; DD-Tournament games played)

	AA	BB	CC	DD
1982	273	13	32	31
1983	268	14	35	34
1984	267	17	32	31
1985	277	17	32	31
1986	275	18	40	39
1987	283	19	40	39
1988	281	18	40	39
1989	281	19	48	47
1990	279	21	48	47
1991	284	22	48	47
1992	288	23	48	47
1993	289	23	48	47
1994	292	32	64	63
1995	293	32	64	63
1996	298	31	64	63
1997	300	30	64	63
1998	301	30	64	63
1999	306	30	64	63
2000	317	30	64	63
2001	316	31	64	63
2002	318	31	64	63
2003	322	31	64	63
2004	324	31	64	63
2005	324	31	64	63

Conference Won-Lost Records— Through 2004

Using Current Conference Membership

Conference	App.	Won	Lost	Pct.	1st	2nd	Tied 3rd
America East.....	14	1	14	.067	0	0	0
Atlantic Coast.....	99	128	98	.566	1	2	7
Atlantic Sun.....	7	0	7	.000	0	0	0
Atlantic 10.....	39	24	39	.381	0	0	0
Big East.....	84	147	78	.653	6	0	5
Big Sky.....	20	6	20	.231	0	0	0
Big South.....	11	0	11	.000	0	0	0
Big Ten.....	100	116	99	.540	1	2	4
Big 12.....	107	127	105	.547	2	1	2
Big West.....	26	26	26	.500	0	0	2
Colonial.....	28	39	27	.591	1	1	1
Conference USA.....	62	26	62	.295	0	0	0
Horizon.....	13	2	13	.133	0	0	0
Ivy.....	12	1	12	.077	0	0	0
Metro Atlantic.....	19	0	19	.000	0	0	0
Mid-American.....	31	7	31	.184	0	0	0
Mid-Continent.....	6	0	6	.000	0	0	0
Mid-Eastern.....	13	1	13	.071	0	0	0
Missouri Valley.....	32	25	32	.439	0	0	2
Mountain West.....	40	14	40	.259	0	0	0
Northeast.....	12	1	12	.077	0	0	0
Ohio Valley.....	19	3	19	.136	0	0	0
Pacific-10.....	76	95	72	.569	4	1	4
Patriot.....	13	1	13	.071	0	0	0
Southeastern.....	152	268	146	.647	6	10	11
Southern.....	15	1	15	.063	0	0	0
Southland.....	26	18	26	.409	0	0	1
Southwestern.....	13	0	13	.000	0	0	0
Sun Belt.....	34	23	34	.404	0	1	2
West Coast.....	20	4	20	.167	0	0	0
Western Athletic.....	36	70	34	.673	2	4	4
Independents.....	0	0	0	.000	0	0	0
*Others.....	3	8	3	.727	0	1	1
TOTAL.....	1,195	1,173	1,173	.500	23	23	46

*No longer in Division I

Using Actual Conference Membership

Conference	App.	Won	Lost	Pct.	1st	2nd	Tied 3rd
America East; North							
Atlantic, 1990-2004.....	15	1	15	.063	0	0	0
*American South, 1988-91.....	5	14	4	.778	1	0	2
Atlantic Coast, 1978-2004.....	96	127	95	.572	1	2	7
Atlantic Sun; New South Women's; Trans America, 1985-2004.....	11	2	11	.154	0	0	0
Atlantic 10, 1983-2004.....	53	42	53	.442	0	0	0
Big East, 1983-2004.....	67	111	61	.645	6	0	5
*Big Eight, 1976-96.....	36	26	36	.419	0	0	0
Big Sky, 1983-2004.....	17	4	17	.190	0	0	0
Big South, 1987-2004.....	11	0	11	.000	0	0	0
Big Ten, 1983-2004.....	90	108	89	.548	1	2	4
Big 12, 1996-2004.....	47	65	47	.580	0	1	3
Big West, 1984-2004.....	30	23	30	.434	0	1	0
Colonial; ECAC South, 1986-2004..	21	25	21	.543	0	0	0
Conference USA, 1995-2004.....	34	16	34	.320	0	0	0
*Cosmopolitan, 1984-86.....	1	1	1	.500	0	0	0
*East Coast, 1984.....	1	0	1	.000	0	0	0
*Great Midwest, 1992-95.....	7	2	7	.222	0	0	0
*High Country, 1984-89.....	8	0	8	.000	0	0	0
Horizon; Midwestern							
Collegiate, 1987-2004.....	13	1	13	.071	0	0	0
Ivy, 1975-2004.....	12	1	12	.077	0	0	0
*Metro, 1984-95.....	26	11	26	.297	0	0	0
Metro Atlantic, 1982-2004.....	24	1	24	.040	0	0	0
Mid-American, 1982-2004.....	25	5	25	.167	0	0	0

Conference	App.	Won	Lost	Pct.	1st	2nd	Tied 3rd
Mid-Continent, 1984-2004	13	1	13	.071	0	0	0
Mid-Eastern, 1984-2004	13	1	13	.071	0	0	0
Missouri Valley, 1983-2004	32	24	32	.429	0	0	2
Mountain West, 2000-04	12	8	12	.400	0	0	0
*Mountain West Athletic, 1984-88	6	2	6	.250	0	0	0
*North Star, 1984-92	4	3	4	.429	0	0	0
Northeast; ECAC Metro, 1987-2004	11	0	11	.000	0	0	0
*Northern California, 1982	1	0	1	.000	0	0	0
*Northern Pacific, 1984-86	5	2	5	.286	0	0	0
Ohio Valley, 1984-2004	25	5	25	.167	0	0	0
Pacific-10, 1987-2004	68	81	66	.551	2	0	4
*Pacific West, 1986	1	4	1	.800	0	1	0
Patriot, 1991-2004	12	1	12	.077	0	0	0
Southeastern, 1980-2004	142	260	136	.657	6	10	11
Southern, 1984-2004	16	1	16	.059	0	0	0
Southland, 1983-2004	24	15	24	.385	0	0	1
*Southwest, 1983-96	33	41	31	.569	2	0	1
Southwestern, 1982-2004	13	0	13	.000	0	0	0
Sun Belt, 1983-2004	37	62	36	.633	1	3	4
West Coast, 1952-2004	20	4	20	.167	0	0	0
Western Athletic, 1990-2004	24	15	24	.385	0	0	0
*Western Collegiate, 1984-85	14	25	12	.676	2	0	0
Independents	20	32	19	.627	1	3	2
TOTAL	1,195	1,173	1,173	.500	23	23	46

*No longer an active women's conference

Year-by-Year Tournament Won-Lost By Conference

Decade Look at Conference Teams in the Tournament

1982-89

Conference	82	83	84	85	86	87	88	89	TOTAL
America East	-	-	-	-	-	-	-	-	-
Atlantic Coast	3:4-3	3:1-3	4:2-4	3:1-3	4:1-4	4:3-4	4:5-4	4:6-4	29:23-29
Atlantic Sun	-	-	-	-	-	-	-	-	-
Atlantic 10	-	1:2-1	1:0-1	2:1-2	3:3-3	3:3-3	3:3-3	4:4-4	17:16-17
Big East	-	1:0-1	1:0-1	1:0-1	2:1-2	1:0-1	3:1-3	3:0-3	12:2-12
Big Sky	-	-	-	-	-	-	-	1:1-1	1:1-1
Big South	-	-	-	-	-	-	-	-	-
Big Ten	3:0-3	1:1-1	1:0-1	1:2-1	3:2-3	4:6-4	2:3-2	3:3-3	18:17-18
Big 12	-	-	-	-	-	-	-	-	-
Big West	-	-	-	1:0-1	2:1-2	1:3-1	1:3-1	4:4-4	9:11-9
Colonial	-	-	-	-	1:2-1	1:1-1	1:1-1	1:1-1	4:5-4
Conference USA	-	-	-	-	-	-	-	-	-
Horizon	-	-	-	-	-	-	-	-	-
Ivy	-	1:0-1	-	-	-	-	-	-	-
Metro Atlantic	1:0-1	-	-	1:0-1	1:0-1	1:0-1	2:0-2	2:1-2	8:1-8
Mid-American	1:0-1	1:0-1	1:0-1	1:0-1	1:0-1	1:0-1	1:0-1	1:1-1	8:1-8
Mid-Continent	-	-	-	-	-	-	-	-	-
Mid-Eastern	1:0-1	1:1-1	-	-	-	-	-	-	2:1-2
Missouri Valley	1:2-1	1:0-1	1:0-1	1:0-1	2:1-2	1:1-1	1:0-1	1:1-1	9:5-9
Mountain West	-	-	-	-	-	-	-	-	-
Northeast	-	-	-	-	-	-	-	-	-
Ohio Valley	1:0-1	1:1-1	1:0-1	2:0-2	1:1-1	1:1-1	1:0-1	1:1-1	9:4-9
Pacific-10	-	-	-	-	-	3:3-3	3:3-3	2:3-2	8:9-8
Patriot	-	-	-	-	-	-	-	-	-
Southeastern	5:5-5	5:7-5	5:9-5	4:8-4	7:9-7	6:9-5	6:9-6	6:13-5	44:69-42
Southern	-	-	-	-	-	-	-	1:0-1	1:0-1
Southland	-	1:1-1	1:1-1	1:3-1	1:0-1	1:0-1	1:1-1	2:1-2	8:7-8
Southwestern	1:0-1	1:0-1	-	-	-	-	-	-	2:0-2
Sun Belt	-	1:3-1	1:2-1	2:8-1	1:3-1	3:1-3	2:0-2	2:1-2	12:18-11
West Coast	-	-	-	-	-	-	-	-	-
Western	-	-	-	-	-	-	-	-	-
Independents	8:12-7	3:5-3	3:6-3	1:2-1	1:2-1	2:4-2	-	1:0-1	19:31-18
*American South	-	-	-	-	-	-	1:5-0	1:3-1	2:8-1
*Big Eight	2:3-2	2:1-2	2:0-2	1:0-1	2:2-2	2:1-2	3:2-3	2:1-2	16:10-16

Conference	82	83	84	85	86	87	88	89	TOTAL
*Cosmopolitan	-	1:1-1	-	-	-	-	-	-	1:1-1
*East Coast	-	1:0-1	-	-	-	-	-	-	1:0-1
*Great Midwest	-	-	-	-	-	-	-	-	-
*High Country	-	1:0-1	1:0-1	1:0-1	1:0-1	1:0-1	1:0-1	1:0-1	7:0-7
*Metro	1:1-1	2:0-2	1:0-1	2:0-2	1:0-1	2:0-2	1:1-1	3:0-3	13:2-13
*Mountain West	-	1:0-1	1:1-1	1:0-1	1:1-1	1:0-1	1:0-1	-	6:2-6
*North Star	-	-	-	-	-	-	-	-	-
*Northern California	1:0-1	-	-	-	-	-	-	-	1:0-1
*Northern Pacific	-	1:1-1	2:0-2	1:0-1	1:1-1	-	-	-	5:2-5
*Pacific West	-	-	-	-	1:4-1	-	-	-	1:4-1
*Southwest	-	1:2-1	2:2-2	1:1-1	3:5-2	1:3-1	2:2-2	2:2-2	12:17-11
*Western Collegiate	3:4-3	4:8-3	3:8-2	4:5-4	-	-	-	-	14:25-12

1990-99

Conference	90	91	92	93	94	95	96	97	98	99	TOTAL
America East	-	-	1:0-1	1:0-1	1:0-1	1:0-1	1:0-1	1:0-1	1:0-1	2:1-2	9:1-9
Atlantic Coast	4:7-4	4:7-4	4:7-4	5:4-5	3:9-2	4:8-4	4:6-4	6:5-6	5:12-5	5:10-5	44:75-43
Atlantic Sun	-	-	-	-	1:0-1	1:1-1	1:0-1	1:0-1	1:1-1	1:0-1	6:2-6
Atlantic 10	3:1-3	3:1-3	3:3-3	1:1-1	3:1-3	2:2-2	3:1-3	2:4-2	3:2-3	3:4-3	26:20-26
Big East	2:1-2	2:4-2	3:2-3	3:3-3	2:5-2	2:7-1	2:5-2	2:7-2	4:7-4	4:7-4	26:48-25
Big Sky	1:0-1	1:0-1	1:1-1	1:0-1	2:1-2	1:1-1	1:0-1	1:0-1	1:0-1	1:0-1	11:3-11
Big South	-	-	-	-	1:0-1	1:0-1	1:0-1	1:0-1	1:0-1	1:0-1	6:0-6
Big Ten	5:3-5	4:2-4	3:1-3	4:8-4	5:9-5	4:5-4	6:7-6	5:5-5	5:6-5	4:8-3	45:54-44
Big 12	-	-	-	-	-	-	-	6:5-6	4:5-4	5:6-5	15:16-15
Big West	3:2-3	3:3-3	2:1-2	1:1-1	2:0-2	1:0-1	1:0-1	1:0-1	1:1-1	1:0-1	16:8-16
Colonial	1:0-1	2:2-2	1:0-1	1:1-1	1:1-1	1:0-1	2:2-2	1:5-1	1:2-1	1:2-1	12:15-12
Conference USA	-	-	-	-	-	-	4:2-4	5:2-5	4:1-4	4:0-4	17:5-17
Horizon	-	-	1:0-1	1:0-1	1:0-1	1:0-1	1:0-1	1:0-1	1:0-1	1:0-1	8:0-8
Ivy	-	-	-	-	1:0-1	1:0-1	1:0-1	1:0-1	1:1-1	1:0-1	6:1-6
Metro Atlantic	1:0-1	1:0-1	1:0-1	1:0-1	1:0-1	1:0-1	1:0-1	1:0-1	1:0-1	1:0-1	10:0-10
Mid-American	1:0-1	1:1-1	1:1-1	1:0-1	1:0-1	2:0-2	2:2-2	1:0-1	1:0-1	1:0-1	12:4-12
Mid-Continent	-	-	-	1:0-1	2:0-2	1:0-1	1:0-1	1:0-1	1:1-1	1:0-1	8:1-8
Mid-Eastern	-	-	-	-	1:0-1	1:0-1	1:0-1	1:0-1	1:0-1	1:0-1	6:0-6
Missouri Valley	1:0-1	1:1-1	2:5-2	1:2-1	2:2-2	2:2-2	1:0-1	1:0-1	2:0-2	2:1-2	15:13-15
Mountain West	-	-	-	-	-	-	-	-	-	-	-
Northeast	-	-	-	-	1:0-1	1:0-1	1:0-1	1:0-1	1:0-1	1:0-1	6:0-6
Ohio Valley	1:1-1	1:0-1	1:0-1	1:0-1	1:0-1	1:0-1	2:0-2	1:0-1	1:0-1	1:0-1	11:1-11
Pacific-10	3:7-3	4:5-4	5:9-4	4:4-4	5:8-5	5:7-5	3:4-3	5:7-5	5:3-5	4:5-4	43:59-43
Patriot	-	1:1-1	-	-	1:0-1	1:0-1	1:0-1	1:0-1	1:0-1	1:0-1	7:1-7
Southeastern	6:10-6	7:11-6	4:6-4	6:9-6	6:10-6	7:15-7	7:19-6	7:19-6	6:14-5	8:12-8	64:125-60
Southern	1:0-1	1:0-1	1:0-1	1:0-1	1:0-1	1:0-1	1:0-1	1:0-1	1:0-1	1:0-1	10:0-10
Southland	1:1-1	1:1-1	1:1-1	1:1-1	1:0-1	1:0-1	1:2-1	2:1-2	1:0-1	1:0-1	11:7-11
Southwestern	-	-	-	-	1:0-1	1:0-1	1:0-1	1:0-1	1:0-1	1:0-1	6:0-6
Sun Belt	2:1-2	1:1-1	2:4-2	2:4-2	2:6-2	2:4-2	1:3-1	2:2-2	2:6-2	2:4-2	18:35-18
West Coast	-	-	1:1-1	1:0-1	2:0-2	2:0-2	2:2-2	2:0-2	1:0-1	2:0-2	13:3-13
Western	-	1:0-1	1:1-1	2:0-2	1:1-1	2:0-2	2:1-2	2:1-2	5:1-5	2:3-2	18:8-18
Independents	-	-	1:1-1	-	-	-	-	-	-	-	1:1-1
*American South	1:3-1	2:3-2	-	-	-	-	-	-	-	-	3:6-3
*Big Eight	1:0-1	1:2-1	2:0-2	4:3-4	4:3-4	4:4-4	4:4-4	-	-	-	20:16-20
*Cosmopolitan	-	-	-	-	-	-	-	-	-	-	-
*East Coast	-	-	-	-	-	-	-	-	-	-	-
*Great Midwest	-	-	1:1-1	1:0-1	2:0-2	3:1-3	-	-	-	-	7:2-7
*High Country	1:0-1	-	-	-	-	-	-	-	-	-	1:0-1
*Metro	3:3-3	2:1-2	1:0-1	1:1-1	2:2-2	4:2-4	-	-	-	-	13:9-13
*Mountain West	-	-	-	-	-	-	-	-	-	-	-
*North Star	2:2-2	1:0-1	1:1-1	-	-	-	-	-	-	-	4:3-4
*Northern California	-	-	-	-	-	-	-	-	-	-	-
*Northern Pacific	-	-	-	-	-	-	-	-	-	-	-
*Pacific West	-	-	-	-	-	-	-	-	-	-	-
*Southwest	3:5-3	3:1-3	3:1-3	2:5-1	4:5-4	2:4-2	4:3-4	-	-	-	21:24-20
*Western Collegiate	-	-	-	-	-	-	-	-	-	-	-

*No longer an active women's conference

2000-04

Conference	00	01	02	03	04	TOTAL
America East	2:0-2	1:0-1	1:0-1	1:0-1	1:0-1	6:0-6
Atlantic Coast	5:7-5	6:6-6	4:6-4	4:6-4	4:4-4	23:29-23
Atlantic Sun	1:0-1	1:0-1	1:0-1	1:0-1	1:0-1	5:0-5
Atlantic 10	3:2-3	2:3-2	0:0-1	2:1-2	2:0-2	10:6-10
Big East	4:13-3	5:13-4	5:8-4	7:15-6	8:12-7	29:61-24
Big Sky	1:0-1	1:0-1	1:0-1	1:0-1	1:0-1	5:0-5
Big South	1:0-1	1:0-1	1:0-1	1:0-1	1:0-1	5:0-5
Big Ten	4:6-4	5:7-5	6:5-6	6:8-6	6:11-6	27:37-27
Big 12	6:7-6	7:9-7	7:16-7	5:10-5	7:7-7	32:49-32
Big West	1:0-1	1:0-1	1:1-1	1:1-1	1:2-1	5:4-5
Colonial	1:2-1	1:0-1	1:3-1	1:0-1	1:0-1	5:5-5
Conference USA	3:3-3	2:0-2	3:3-3	5:1-5	4:4-4	17:11-17
Horizon	1:0-1	1:0-1	1:0-1	1:1-1	1:0-1	5:1-5
Ivy	1:0-1	1:0-1	1:0-1	1:0-1	1:0-1	5:0-5
Metro Atlantic	1:0-1	2:0-2	1:0-1	1:0-1	1:0-1	6:0-6
Mid-American	1:0-1	1:0-1	1:0-1	1:0-1	1:0-1	5:0-5
Mid-Continent	1:0-1	1:0-1	1:0-1	1:0-1	1:0-1	5:0-5
Mid-Eastern	1:0-1	1:0-1	1:0-1	1:0-1	1:0-1	5:0-5

Conference	00	01	02	03	04	TOTAL
Missouri Valley	2:0-2	2:4-2	2:2-2	1:0-1	1:0-1	8:6-8
Mountain West	2:0-2	2:3-2	4:2-4	3:3-3	1:0-1	12:8-12
Northeast	1:0-1	1:0-1	1:0-1	1:0-1	1:0-1	5:0-5
Ohio Valley	1:0-1	1:0-1	1:0-1	1:0-1	1:0-1	5:0-5
Pacific-10	4:2-4	4:4-4	2:3-2	3:1-3	3:3-3	16:13-16
Patriot	1:0-1	1:0-1	1:0-1	1:0-1	1:0-1	5:0-5
Southeastern	6:14-6	6:9-6	8:13-8	7:14-7	7:16-7	34:66-34
Southern	1:0-1	1:0-1	1:0-1	1:0-1	1:1-1	5:1-5
Southland	1:1-1	1:0-1	1:0-1	1:0-1	1:0-1	5:1-5
Southwestern	1:0-1	1:0-1	1:0-1	1:0-1	1:0-1	5:0-5
Sun Belt	2:4-2	2:3-2	1:1-1	1:0-1	1:1-1	7:9-7
West Coast	2:0-2	1:1-1	2:0-2	1:0-1	1:0-1	7:1-7
Western Athletic	2:2-2	1:1-1	1:0-1	1:2-1	1:2-1	6:7-6

Decade-By-Decade Records

Conference	1980s	1990s	2000s	Total
America East	-	9:1-9	6:0-6	15:1-15
Atlantic Coast	29:23-29	44:75-43	23:29-23	96:127-95
Atlantic Sun	-	6:2-6	5:0-5	11:2-11
Atlantic 10	17:16-17	26:20-26	10:6-10	53:42-53
Big East	12:2-12	26:48-25	29:61-24	67:111-61
Big Sky	1:1-1	11:3-11	5:0-5	17:4-17
Big South	-	6:0-6	5:0-5	11:0-11
Big Ten	18:17-18	45:54-44	27:37-27	90:108-89
Big 12	-	15:16-15	32:49-32	47:65-47
Big West	9:11-9	16:8-16	5:4-5	30:23-30
Colonial	4:5-4	12:15-12	5:5-5	21:25-21
Conference USA	-	17:5-17	17:11-17	34:16-34
Horizon	-	8:0-8	5:1-5	13:1-13
Ivy	1:0-1	6:1-6	5:0-5	12:1-12
Metro Atlantic	8:1-8	10:0-10	6:0-6	24:1-24
Mid-American	8:1-8	12:4-12	5:0-5	25:5-25
Mid-Continent	-	8:1-8	5:0-5	13:1-13
Mid-Eastern	2:1-2	6:0-6	5:0-5	13:1-13
Missouri Valley	9:5-9	15:13-15	8:6-8	32:24-32
Mountain West	-	-	12:8-12	12:8-12
Northeast	-	6:0-6	5:0-5	11:0-11
Ohio Valley	9:4-9	11:1-11	5:0-5	25:5-25
Pacific-10	8:9-8	43:59-42	16:13-16	68:81-66
Patriot	-	7:1-7	5:0-5	12:1-12
Southeastern	44:69-42	64:125-60	34:66-34	142:260-136
Southern	1:0-1	10:0-10	5:1-5	16:1-16
Southland	8:7-8	11:7-11	5:1-5	24:15-24
Southwestern	2:0-2	6:0-6	5:0-5	13:0-13
Sun Belt	12:18-11	18:35-18	7:9-7	37:62-36
West Coast	-	13:3-13	7:1-7	20:4-20
Western Athletic	-	18:8-18	6:7-6	24:15-24
Independents	19:31-18	1:1-1	-	20:32-19
*American South	2:8-1	3:6-3	-	5:14-4
*Big Eight	16:10-16	20:16-20	-	36:26-36
*Cosmopolitan	1:1-1	-	-	1:1-1
*East Coast	1:0-1	-	-	1:0-1
*Great Midwest	-	7:2-7	-	7:2-7
*High Country	7:0-7	1:0-1	-	8:0-8
*Metro	13:2-13	13:9-13	-	26:11-26
*Mountain West Athletic	6:2-6	-	-	6:2-6
*North Star	-	4:3-4	-	4:3-4
*Northern California	1:0-1	-	-	1:0-1
*Northern Pacific	5:2-5	-	-	5:2-5
*Pacific West	1:4-1	-	-	1:4-1
*Southwest	12:17-11	21:24-20	-	33:41-31
*Western Collegiate	13:25-12	-	-	13:25-12

*No longer an active women's conference

Year-By-Year Automatic Conference Bids

	82	83	84	85	86	87	88	89	90	91	92	93	94	95	96	97	98	99	00	01	02	03	04	05
America East	-	-	-	-	-	-	-	-	-	-	-	-	x	x	x	x	x	x	x	x	x	x	x	x
Atlantic Coast	x	x	x	x	x	x	x	x	x	x	x	x	x	x	x	x	x	x	x	x	x	x	x	x
Atlantic 10	-	x	x	x	x	x	x	x	x	x	x	-	x	x	x	x	x	x	x	x	x	x	x	x
Atlantic Sun	-	-	-	-	-	-	-	-	-	-	-	-	x	x	x	x	x	x	x	x	x	x	x	x
Big East	-	x	x	x	x	x	x	x	x	x	x	x	x	x	x	x	x	x	x	x	x	x	x	x
Big Sky	-	-	-	-	-	-	-	x	x	x	x	x	x	x	x	x	x	x	x	x	x	x	x	x
Big South	-	-	-	-	-	-	-	-	-	-	-	-	x	x	x	x	x	x	x	x	x	x	x	x
Big Ten	x	x	x	x	x	x	x	x	x	x	x	x	x	x	x	x	x	x	x	x	x	x	x	x
Big 12	-	-	-	-	-	-	-	-	-	-	-	-	-	-	-	-	x	x	x	x	x	x	x	x
Big West	-	-	-	-	x	x	x	x	x	x	x	x	x	x	x	x	x	x	x	x	x	x	x	x
Colonial	-	-	-	-	-	x	x	x	x	x	x	x	x	x	x	x	x	x	x	x	x	x	x	x
Conference USA	-	-	-	-	-	-	-	-	-	-	-	-	-	-	x	x	x	x	x	x	x	x	x	x
Horizon	-	-	-	-	-	-	-	-	-	-	-	-	x	x	x	x	x	x	x	x	x	x	x	x
Ivy	-	-	-	-	-	-	-	-	-	-	-	-	x	x	x	x	x	x	x	x	x	x	x	x
Metro Atlantic	x	-	-	-	x	x	x	x	x	x	x	x	x	x	x	x	x	x	x	x	x	x	x	x
Mid-American	x	x	x	x	x	x	x	x	x	x	x	x	x	x	x	x	x	x	x	x	x	x	x	x
Mid-Continent	-	-	-	-	-	-	-	-	-	-	-	-	x	x	x	x	x	x	x	x	x	x	x	x
Mid-Eastern	x	-	-	-	-	-	-	-	-	-	-	-	x	x	x	x	x	x	x	x	x	x	x	x
Missouri Valley	x	x	x	x	x	x	x	x	x	x	x	x	x	x	x	x	x	x	x	x	x	x	x	x
Mountain West	-	-	-	-	-	-	-	-	-	-	-	-	-	-	-	-	-	-	-	x	x	x	x	x
Northeast	-	-	-	-	-	-	-	-	-	-	-	-	x	x	x	x	x	x	x	x	x	x	x	x
Ohio Valley	x	-	x	x	x	x	x	x	x	x	x	x	x	x	x	x	x	x	x	x	x	x	x	x
Pacific-10	-	-	-	-	-	x	x	x	x	x	x	x	x	x	x	x	x	x	x	x	x	x	x	x
Patriot	-	-	-	-	-	-	-	-	-	-	-	-	x	x	x	x	x	x	x	x	x	x	x	x
Southeastern	x	x	x	-	x	x	x	x	x	x	x	x	x	x	x	x	x	x	x	x	x	x	x	x
Southern	-	-	-	-	-	-	-	x	x	x	x	x	x	x	x	x	x	x	x	x	x	x	x	x
Southland	-	-	x	x	x	x	-	x	x	x	x	x	x	x	x	x	x	x	x	x	x	x	x	x
Southwestern	x	-	-	-	-	-	-	-	-	-	-	-	x	x	x	x	x	x	x	x	x	x	x	x
Sun Belt	-	x	x	x	x	x	x	x	x	x	x	x	x	x	x	x	x	x	x	x	x	x	x	x
West Coast	-	-	-	-	-	-	-	-	-	-	-	-	x	x	x	x	x	x	x	x	x	x	x	x
Western Athletic	-	-	-	-	-	-	-	-	-	x	x	x	x	x	x	x	x	x	x	x	x	x	x	x
*American South	-	-	-	-	-	-	-	-	x	x	x	-	-	-	-	-	-	-	-	-	-	-	-	-
*Big Eight	x	x	x	x	x	x	x	x	x	x	x	x	x	x	x	-	-	-	-	-	-	-	-	-
*Great Midwest	-	-	-	-	-	-	-	-	-	-	-	-	x	x	-	-	-	-	-	-	-	-	-	-
*High Country	-	x	x	x	x	x	x	x	x	-	-	-	-	-	-	-	-	-	-	-	-	-	-	-
*Metropolitan	x	x	x	x	x	x	x	x	x	x	x	x	x	x	-	-	-	-	-	-	-	-	-	-
*Mountain West Athletic	-	-	x	x	x	x	x	-	-	-	-	-	-	-	-	-	-	-	-	-	-	-	-	-
*Northern California	x	-	-	-	-	-	-	-	-	-	-	-	-	-	-	-	-	-	-	-	-	-	-	-
*North Star	-	-	-	-	-	-	-	-	x	x	-	-	-	-	-	-	-	-	-	-	-	-	-	-
*Northern Pacific	-	x	x	x	x	-	-	-	-	-	-	-	-	-	-	-	-	-	-	-	-	-	-	-
*Southwest	-	x	x	x	x	x	x	x	x	x	x	x	x	x	x	-	-	-	-	-	-	-	-	-
*Western Collegiate	x	x	x	x	-	-	-	-	-	-	-	-	-	-	-	-	-	-	-	-	-	-	-	-
TOTALS	13	14	17	17	18	19	18	19	21	22	22	23	32	32	31	30	30	30	30	31	31	31	31	31

*No longer an active women's conference

THE TOURNAMENT

Tournament Television Ratings History

ESPN HIGHEST-RATED GAMES

	Date	Games	Round	Rating/ Share	Homes
1.	4/06/2004	Connecticut vs. Tennessee	CH	4.3/7	3,801,000
1.	3/28/1999	Duke vs. Purdue	CH	4.3/7	3,238,000
3.	3/31/2002	Connecticut vs. Oklahoma	CH	4.1/7	3,487,000
4.	3/30/1997	Old Dominion vs. Tennessee	CH	4.0/6	2,879,000
5.	3/29/1998	Louisiana Tech vs. Tennessee	CH	3.7/6	2,717,000
5.	3/31/1996	Tennessee vs. Georgia	CH	3.7/6	2,497,000
7.	4/04/2004	Minnesota vs. Connecticut	NSF	3.5/5	3,083,000
7.	4/08/2003	Tennessee vs. Connecticut	CH	3.5/5	3,013,000
7.	4/02/2000	Tennessee vs. Connecticut	CH	3.5/5	2,676,000
10.	4/01/2001	Purdue vs. Notre Dame	CH	3.3/5	2,724,000

ESPN2 HIGHEST-RATED GAMES

	Date	Games	Round	Rating/ Share	Homes
1.	3/28/2004	Baylor vs. Tennessee	RSF	1.0/2	857,000
1.	3/26/2001	Southwest Mo. St. vs. Washington	RF	1.0/2	727,000
3.	3/15/1998	George Washington vs. Connecticut	2d	0.9/1	485,000
4.	3/30/2003	Minnesota vs. Texas	RSF	0.8/1	680,000
4.	3/21/2004	Four games regionalized	1st	0.8/1	658,000
4.	3/28/2004	Stanford vs. Vanderbilt	RSF	0.8/1	662,000
4.	3/14/1999	Xavier vs. Connecticut	2d	0.8/1	524,000
8.	3/17/2002	Notre Dame vs. Tennessee	2d	0.7/1	594,000
8.	3/17/2002	UC Santa Barb. vs. Texas	2d	0.7/1	577,000
8.	3/19/2001	Stanford vs. Oklahoma	2d	0.7/1	511,000
8.	3/18/2001	St. Mary's (Cal.) vs. Tennessee	2d	0.7/1	503,000
8.	3/16/1997	Auburn vs. Louisiana Tech	2d	0.7/1	297,000
8.	3/23/1996	Connecticut vs. San Francisco	RSF	0.7/1	225,000

CBS HIGHEST-RATED GAMES

	Date	Games	Round	Rating/ Share	Homes
1.	3/28/1982	Louisiana Tech vs. Cheyney	CH	7.3/22	5,950,000
2.	4/03/1983	Southern California vs. Louisiana Tech	CH	7.0/20	5,830,000
3.	3/30/1986	Texas vs. Southern California	CH	6.5/24	5,580,000
4.	4/01/1984	Tennessee vs. Southern California	CH	6.4/17	5,360,000
5.	4/04/1992	Southwest Mo. St. vs. Western Ky.	NSF	6.2/19	5,710,000
6.	3/29/1987	Tennessee vs. Louisiana Tech	CH	6.0/19	5,240,000
7.	4/02/1995	Tennessee vs. Connecticut	CH	5.7/15	5,438,000
8.	3/31/1985	Georgia vs. Old Dominion	CH	5.6/15	4,750,000
9.	4/04/1993	Ohio St. vs. Texas Tech	CH	5.5/14	5,121,000
10.	4/02/1989	Auburn vs. Tennessee	CH	5.4/15	4,880,000

NOTE: CBS broadcasted the national championship game from 1982-95 and the national semifinals from 1991-95.

Beginning in 2003, ESPN began broadcasting all 63 games of the championship with the first- and second-round games offered in a whiparound-styled coverage to most of the nation and regionalized/protected coverage in the home markets of the competing teams. The regional semifinals, regional finals, national semifinals and national championship game are televised.

CH-national championship game; NSF-national semifinal game; RF-regional final game; RSF-regional semifinal game; 2d-second-round game

Financial History

(1982-2004)

Year	Teams	Sessions	Paid Att.	Avg.Att.	Avg. Price Per Ticket	Television Revenue	Ticket Sales	Other Revenue	Gross Receipts
1982	32	26	56,320	2,166	\$4.07	\$125,300	\$229,311	\$5,945	\$360,556
1983	36	30	62,020	2,067	4.55	125,000	281,936	8,647	415,583
1984	32	25	77,497	3,100	5.43	127,800	420,998	18,955	567,753
1985	32	26	98,569	3,791	5.58	310,000	559,137	14,638	874,775
1986	40	34	90,177	2,652	6.53	385,700	589,078	17,741	992,519
1987	40	34	104,412	3,071	6.92	422,850	722,434	37,731	1,183,015
1988	40	34	122,165	3,593	6.51	516,700	795,811	119,888	1,432,399
1989	48	42	154,651	3,682	6.43	617,500	994,661	124,497	1,736,658
1990	48	42	177,820	4,234	7.44	725,500	1,323,836	260,108	2,309,444
1991	48	42	153,014	3,643	6.34	1,000,000#	969,749	110,712	1,080,461
1992	48	42	187,417	4,462	7.02	1,000,000#	1,315,534	168,577	1,484,111
1993	48	42	217,910	5,188	7.45	1,000,000#	1,624,208	184,962	1,809,170
1994	64	58	266,154	4,589	8.04	1,000,000#	2,139,946	342,861	2,482,807
1995	64	42	248,924	5,927	9.89	1,000,000#	2,461,649	421,876	2,883,525
1996	64	42	256,852	6,116	10.82	1,000,000#	2,779,817	450,940	3,230,757

Year	Teams	Sessions	Paid Att.	Avg.Att.	Avg. Price Per Ticket	Television Revenue	Ticket Sales	Other Revenue	Gross Receipts
1997	64	42	209,856	4,997	12.29	1,000,000#	2,579,146	217,705	2,796,851
1998	64	42	262,989	6,262	15.02	1,000,000#	3,950,910	227,313	4,178,223
1999	64	42	277,474	6,607	14.91	1,060,000#	4,135,695	107,211	4,242,906
2000	64	42	273,261	6,506	13.91	1,123,600#	4,219,363	130,476	4,349,839
2001	64	42	301,703	7,183	16.71	1,191,000#	5,040,246	163,991	5,204,237
2002	64	42	309,073	7,359	19.54	1,262,477#	6,039,278	141,977	6,181,255
2003	64	42	284,846	6,782	20.55	0*	5,853,204	90,312	5,943,516
2004	64	42	300,875	7,164	20.41	0*	6,139,947	52,063	6,192,010

Year	Game Expense	Gross Net Receipts	Team Expense	Net Receipts	Retained By NCAA	Absorbed By NCAA	Distribution To Teams
1982	\$223,538	\$137,018	\$298,018	(\$161,757)	-	\$161,757	-
1983	240,417	175,166	282,660	(107,495)	-	107,495	-
1984	305,232	262,521	238,841	23,680	\$11,848	-	\$11,832
1985	306,710	568,065	317,555	250,510	125,254	-	125,256
1986	348,081	644,438	449,450	194,988	97,496	-	97,492
1987	370,392	812,623	452,395	360,228	144,084	-	216,144
1988	460,503	971,896	458,285	513,611	-	69,525	583,136
1989	560,894	1,175,763	635,171	540,592	-	164,856	705,448
1990	874,745	1,434,699	739,945	694,754	-	166,073	860,828
1991	792,160	288,301	1,485,050	(1,196,749)	-	1,196,749	-
1992	1,076,419	407,692	1,560,013	(1,152,321)	-	1,152,321	-
1993	1,302,587	506,583	1,724,342	(1,217,759)	-	1,217,759	-
1994	1,643,964	838,843	3,014,174	(2,175,331)	-	2,175,331	-
1995	1,515,642	1,158,847	3,271,024	(2,112,177)	-	2,112,177	-
1996	2,118,741	1,112,016	5,006,242	(3,894,226)	-	3,894,226	-
1997	2,023,272	773,579	6,258,203	(5,484,623)	-	5,484,623	-
1998	2,979,914	1,165,827	6,366,808	(5,168,499)	-	5,168,499	-
1999	3,350,240	1,084,485	5,978,389	(4,893,904)	-	4,893,904	-
2000	3,666,361	683,478	6,050,565	(5,367,087)	-	5,367,087	-
2001	3,970,761	1,253,822	7,332,089	(6,098,613)	-	6,098,613	-
2002	4,216,483	2,285,771	6,802,323	(4,837,551)	-	4,837,551	-
2003	4,534,631	1,408,885	7,217,646	(5,808,761)	-	5,808,761	-
2004	4,297,048	1,894,962	8,003,286	(6,108,324)	-	6,108,324	-

#—Beginning in 1991, television rights fees were no longer included in gross receipts for specific championships, per action of NCAA Executive Committee. The former revenue payments from ESPN for the Division I Women's Basketball Championship were from 1996 through 2002.

*—In the ESPN/NCAA contract beginning with the 2003 championship, the revenue from television rights were combined with 21 championships, including the Division I Women's Basketball Championship.

Tournament History

1982 The first NCAA Division I Women's Basketball Championship was conducted with a field of 32 teams, 13 of which were champions of automatic-qualifying conferences.

Women's Final Four: Norfolk, Virginia. Teams: Louisiana Tech, Cheyney State, Maryland and Tennessee. Louisiana Tech (35-1) defeated Cheyney State, 76-62, to claim the first NCAA women's basketball championship in front a crowd of 9,531 and a national television audience on CBS.

1983 The championship bracket remained at 32 teams and automatic qualification was awarded to 14 conferences. However, on a one-year basis only, an additional eight conferences played opening-round games to determine the four additional conference representatives that would compete in the first-round games.

Women's Final Four: Norfolk, Virginia. Teams: Southern California, Louisiana Tech, Georgia and Old Dominion. Southern California (31-2) defeated Louisiana Tech, 69-67, to win its first NCAA women's basketball championship.

1984 The championship format returned to the original format conducted in 1982, with a total of 17 automatic-qualifying conferences.

Women's Final Four: Los Angeles. Teams: Southern California, Tennessee, Cheyney State and Louisiana Tech. Southern California (29-4) defeated Tennessee, 72-61, to win its second NCAA women's basketball championship.

1985 The bracket was comprised of 32 teams, with 17 automatic qualifiers. The Division I Women's Basketball Committee seeded teams No. 1 through 8 on a national basis, with No. 1 and 8 in one bracket, No. 2 and 7 in another, No. 3 and 6 in a third and No. 4 and 5 in the fourth. The remaining teams were seeded No. 1 through 8 within their respective regions; teams were moved outside their natural geographical region only insofar as was necessary to balance the four regional brackets.

ESPN televised its first NCAA women's tournament games – the East Regional final in Norfolk, Virginia (Old Dominion 72, Ohio State 68) and the West Regional final in Los Angeles (Georgia 97, Long Beach State 82) and the national semifinals in Austin, Texas (Georgia 91, Western Kentucky 78 and Old Dominion 57, Louisiana-Monroe 47; the Old Dominion vs. Louisiana-Monroe game was shown on a tape-delayed basis).

Women's Final Four: Austin, Texas. Teams: Old Dominion, Georgia, Northeast Louisiana and Western Kentucky. Old Dominion (31-3) defeated Georgia, 70-65, to win its first NCAA women's basketball championship.

1986 ESPN televised all four regional finals and the national semifinals while CBS continued to broadcast the national championship game.

The NCAA and Host Communications teamed to form the NCAA Radio Network to produce radio broadcasts of the Women's Final Four games. The network consisted of 26 affiliates.

The championship was expanded to 40 teams and the number of automatic qualifiers increased from 17 to 18.

Women's Final Four: Lexington, Kentucky. Teams: Texas, Southern California, Tennessee and Western Kentucky. Undefeated Texas (34-0) beat Southern Cal, 97-81, to win its first NCAA women's basketball championship. Rupp Arena became the first facility to host the Men's and Women's Final Fours in consecutive years.

1987 The tournament remained at 40 teams, with 19 automatic qualifiers. The tournament consisted of four regional brackets of 10 teams each. The women's basketball committee seeded No. 1 through 8 on a national basis and placed them in the four brackets accordingly. The remaining 32 teams were seeded within their geographical regions. A team could be moved outside its region if necessary to balance the bracket numerically, or if the proximity of an opponent outside its region would be comparable and a better competitive match-up would result.

Women's Final Four: Austin, Texas. Teams: Tennessee, Louisiana Tech, Long Beach State and Texas. Tennessee (28-6) defeated Louisiana Tech, 67-44, to win its first NCAA women's basketball championship. The Women's Final Four sold out for the first time with 15,615 in attendance for each session.

1988 The bracket remained at 40 teams, with 18 automatic qualifiers. The seeding policy was changed from seeding teams No. 1 through 8, to seeding two tiers of four teams each. Teams in the first tier were the No. 1 seeded teams in each of the four regions. Teams in the second tier were placed in the regional brackets to achieve competitive balance and, when possible, to preserve geographical identity.

Women's Final Four: Tacoma, Washington. Teams: Louisiana Tech, Auburn, Long Beach State and Tennessee. Louisiana Tech (32-2) defeated Auburn, 56-54, to win its second NCAA women's basketball championship.

1989 The championship bracket expanded from 40 to 48 teams with 19 automatic qualifiers.

Women's Final Four: Tacoma, Washington. Teams: Tennessee, Auburn, Louisiana Tech and Maryland. Tennessee (35-2) defeated Auburn, 76-60, to win its second NCAA women's basketball championship.

1990 The championship bracket remained at 48 teams, with 21 automatic qualifiers.

Women's Final Four: Knoxville, Tennessee. Teams: Stanford, Auburn, Louisiana Tech and Virginia. Stanford (32-1) defeated Auburn, 88-81, to win its first NCAA women's basketball championship in front of the first 20,000+ person crowd (20,023) in Women's Final Four history.

- 1991** The championship bracket remained at 48 teams, with 22 automatic qualifiers.

Women's Final Four: New Orleans, Louisiana. Teams: Tennessee, Virginia, Connecticut and Stanford. The three Women's Final Four games were all televised on CBS for first time in a Saturday/Sunday format. Tennessee (30-5) defeated Virginia, 70-67 in overtime, to win its third NCAA women's basketball championship.

- 1992** The championship bracket remained at 48 teams, with 23 automatic qualifiers.

Women's Final Four: Los Angeles, California. Teams: Stanford, Western Kentucky, Southwest Missouri State and Virginia. Stanford (30-3) defeated Western Kentucky, 78-62, to win its second NCAA women's basketball championship.

- 1993** The championship bracket remained at 48 teams, with 23 automatic qualifiers.

Women's Final Four: Atlanta, Georgia. Teams: Texas Tech, Ohio State, Iowa and Vanderbilt. Texas Tech (31-3) defeated Ohio State, 84-82, to win its first NCAA women's basketball championship. The Women's Final Four sold out for the second time with 16,141 in attendance for each session. It marked the first time the event was sold out in advance.

- 1994** The championship bracket was expanded from 48 to 64 teams, and all 32 eligible conferences were awarded automatic qualification. The women's basketball committee seeded 16 teams nationally (i.e., four No. 1 seeds, four No. 2 seeds, four No. 3 seeds and four No. 4 seeds), and the remaining teams were placed in each regional bracket.

Women's Final Four: Richmond, Virginia. Teams: North Carolina, Louisiana Tech, Alabama and Purdue. North Carolina (33-2) hit a three-pointer at the buzzer to defeat Louisiana Tech, 60-59, and win its first NCAA women's basketball championship. The Women's Final Four sold out for the third (second consecutive) time with 11,966 in attendance for each session.

In December, the NCAA announced a seven-year agreement with ESPN, Inc. to become the exclusive television home of the Division I Women's Basketball Championship and 18 other NCAA championships beginning with the 1995-96 season. As part of the agreement, the Women's Final Four moved a Friday-Sunday format, effective with the 1996 championship.

- 1995** The championship bracket remained at 64 teams, and all 32 eligible conferences were awarded automatic qualification. First and second-round sessions were conducted at the sites of the 16 highest-seeded teams; four teams, including the host institution, were assigned to each site. The women's basketball committee seeded 16 teams nationally (i.e., four No. 1 seeds, four No. 2 seeds, four No. 3 seeds and four No. 4 seeds), and the remaining teams were placed in each regional bracket.

Women's Final Four: Minneapolis, Minnesota. Teams: Connecticut, Tennessee, Georgia and Stanford. Connecticut (35-0) defeated Tennessee, 70-64, to win its first NCAA women's basketball championship. The Women's Final Four sold out for the fourth (third consecutive) time with 18,038 in attendance for each session.

In July, the women's basketball committee selected the Women's Final Four sites for 1999 and 2000: San Jose, California (San Jose Arena) in 1999 and Philadelphia (First Union Center) in 2000. The committee also awarded the 1998 and 1999 regional sites: 1998 - East (Dayton, Ohio); Mideast (Nashville, Tennessee); Midwest (Lubbock, Texas) and West (Oakland, California). 1999 - East (Greensboro, North Carolina); Mideast (Cincinnati); Midwest (Normal, Illinois) and West (Los Angeles).

- 1996** ESPN purchased the exclusive broadcasting rights to the women's championship and televised 24 championship games (15 on ESPN; 9 on ESPN2).

For the first time, all 64 teams were seeded nationally. Each region in the bracket included 16 teams, and each team was placed in the bracket in order of the following seeds: No. 1 vs. No. 16; No. 8 vs. No. 9; No. 5 vs. No. 12 and No. 4 vs. No. 13 in the top half of each bracket; No. 6 vs. No. 11; No. 3 vs. No. 14; No. 7 vs. No. 10 and No. 2 vs. No. 15 in the lower half of each bracket.

The NCAA went to three-person officiating crews for all tournament games for the first time.

Women's Final Four: Charlotte, North Carolina. Teams: Tennessee, Georgia, Connecticut and Stanford. Tennessee (32-4) defeated Georgia, 83-65, to win its fourth NCAA women's basketball championship. The Women's Final Four sold out for the fifth (fourth consecutive) time with 23,291 in attendance for each session. This marked the highest Women's Final Four attendance in the history of the tournament.

The championship game earned a 3.7 rating (or 2.52 million households) on ESPN, the network's fourth-highest-rated college basketball game (men's or women's) in the previous five years.

The women's basketball committee began initial discussions about the concept of predetermined sites for the first- and second-rounds of the championship.

- 1997** The championship bracket remained at 64 teams, with 30 eligible conferences awarded automatic qualification.

ESPN televised 26 championship games (15 on ESPN; 11 on ESPN2). The national championship game attracted a 4.0 rating (2.85 million homes) on

ESPN, which was the highest rating for any game on ESPN (men's or women's) since 1990.

Women's Final Four: Cincinnati. Teams: Tennessee, Old Dominion, Notre Dame and Stanford. Tennessee (29-10) defeated Old Dominion, 68-59, to win its fifth NCAA women's basketball championship. Women's Final Four tickets sold out in four hours. That marked the sixth (fifth consecutive) sellout with 16,714 in attendance for each session.

In February, the women's basketball committee sent a survey to all Division I directors of athletics and commissioners asking input on the predetermined sites concept.

In June, the women's basketball committee reviewed results of the surveys received from the Division I directors of athletics and commissioners.

In July and August, the NCAA used a general public ticket drawing for the first time to allot tickets for the 1998 Women's Final Four.

- 1998** The NCAA used a general public ticket drawing for the first time to allot Women's Final Four tickets. The championship bracket remained at 64 teams, with 30 eligible conferences awarded automatic qualification.

ESPN televised 27 tournament games (14 on ESPN; 13 on ESPN2).

Women's Final Four: Kansas City, Missouri. Teams: Tennessee, Louisiana Tech, Arkansas and North Carolina State. Tennessee (39-0) defeated Louisiana Tech, 93-75, to win its record third consecutive and sixth overall NCAA championship. The Women's Final Four sold out for the seventh (sixth consecutive) time with 17,976 in attendance for each session.

In June, the women's basketball committee voted to forward proposal for first- and second-round sessions to be conducted at predetermined sites. The committee also awarded the 2000 and 2001 regionals to the following sites: 2000 - East (Richmond, Virginia); Mideast (Memphis, Tennessee); Midwest (Kansas City, Missouri) and West (Portland, Oregon). 2001 - East (Pittsburgh, Pennsylvania); Mideast (Birmingham, Alabama); Midwest (Denver) and West (Spokane, Washington).

- 1999** The championship bracket remained at 64 teams, with 30 eligible conferences awarded automatic qualification.

For the second year, ESPN televised 27 tournament games (14 on ESPN; 13 on ESPN2). The national championship game recorded the highest household rating (4.3) on ESPN.

Women's Final Four: San Jose, California. Teams: Purdue, Duke, Georgia and Louisiana Tech. Purdue (34-1) defeated Duke, 62-45, to win its first NCAA championship. The Women's Final Four sold out for the eighth (seventh consecutive) time with 17,773 in attendance for each session.

In March, the women's basketball committee shared the initial proposal with the Division I coaches at the Women's Basketball Coaches Association (WBCA) convention during the Women's Final Four in San Jose.

- 2000** The championship bracket remained at 64 teams, with 30 eligible conferences awarded automatic qualification.

For the third year, ESPN televised 27 tournament games (14 on ESPN; 13 on ESPN2).

Women's Final Four: Philadelphia. Teams: Connecticut, Tennessee, Penn State and Rutgers. Connecticut (36-1) defeated Tennessee, 71-52, to win its second NCAA championship. The Women's Final Four sold out for the ninth (eighth consecutive) time with 20,060 in attendance for each session. A record 692 media credentials were issued to media representatives covering the Women's Final Four.

In January, the Division I Division I Championships/Competition Cabinet reviewed the proposal from the women's basketball committee to implement predetermined first- and second-round sites for the 2001 championship. The cabinet approved the proposal, but it was given a low priority in the budget process.

In April, the Division I Management Council reviewed the predetermined sites proposal and denied the request for implementation in 2001 but asked for additional financial information for future consideration.

In June, the women's basketball committee agreed to resubmit the predetermined sites proposal to the Division I Championships/Competition Cabinet for implementation for the 2002 championship.

- 2001** The championship bracket remained at 64 teams, with 31 eligible conferences awarded automatic qualification.

ESPN increased its tournament coverage to 30 games (16 on ESPN; 14 on ESPN2). The national semifinals achieved its highest household rating (2.3) in the six years the tournament has been on ESPN.

The Women's Final Four received coverage on ABC's Good Morning America the morning of the national semifinals, ESPN studio host Robin Roberts and Southwest Missouri State's Jackie Stiles. The national semifinals and championship game were shown live on the Jumbotron at Times Square in New York.

Women's Final Four: St. Louis. Teams: Connecticut, Notre Dame, Purdue and Southwest Missouri State. Notre Dame (36-2) defeated Purdue 68-66 to capture its first NCAA championship in Division I women's basketball. The Women's Final Four sold out for the 10th (ninth consecutive) time with 20,551 in attendance for each session.

For the first time, the national championship team was presented its trophy in a live-for-television ceremony on ESPN.

In January, the Division I Championships/Competition Cabinet reviewed revised predetermined sites proposal. The recommendation was approved in

concept, but not given a high priority in the 2001-02 NCAA budget. The recommendation was moved to the agenda for the September 2001 meeting for consideration for inclusion in the 2002-03 budget.

In July, the NCAA signed a new 11-year agreement with ESPN, granting television rights for 21 NCAA championships, including all 63 games of the Division I Women's Basketball Championship beginning with the 2003 championship. The women's basketball committee awarded the Women's Final Four sites for 2005-07: Indianapolis (Conseco Fieldhouse or RCA Dome) in 2005, Boston (FleetCenter) in 2006 and Cleveland (Gund Arena) in 2007.

In August, a record-number of over 14,000 tickets was allotted to the general public in the 2002 Women's Final Four random computerized ticket drawing.

In September, the Division I Championships/Competition Cabinet approved a format change to move the women's basketball tournament to a Saturday-Monday and Sunday-Tuesday format, beginning in 2003. However, the cabinet tabled review of all budgetary agenda items to its February 2002 meeting because a large portion of its meeting was cancelled because of the September 11 terrorist attacks.

In October, the women's basketball committee decided to the 2003 regionals would be conducted on the following days: Mideast (Knoxville, Tennessee) and Midwest (Albuquerque, New Mexico) on Saturday and Monday; East (Dayton, Ohio) and West (Stanford, California) on Sunday and Tuesday.

2002 The championship bracket remained at 64 teams, with 31 eligible conferences awarded automatic qualification.

ESPN increased its tournament coverage to 31 games (15 on ESPN; 16 on ESPN2). The Women's Final Four attracted its highest number of television viewers, over 18 million, in its seven-year history on ESPN. The national championship game attained its highest household rating with a 4.1, which represented 3,487,000 households.

The Women's Final Four again received coverage on ABC's Good Morning America and was also featured on ABC's World News Tonight with a piece's on Connecticut's bid for an undefeated season. For the second year in a row, the national semifinals and championship game were shown live on the Jumbotron at Times Square in New York.

Women's Final Four: San Antonio. Teams: Connecticut, Duke, Oklahoma and Tennessee. Connecticut (39-0) defeated Oklahoma, 82-70, to capture its third NCAA Division I women's basketball championship. With the win, Connecticut became the first women's team to achieve multiple undefeated seasons (2), the second women's team to accomplish a 39-0 record (Tennessee also went 39-0 in 1998), the fourth women's team to go undefeated and the 10th Division I men's or women's basketball to record a perfect season. The Women's Final Four set its all-time attendance mark of 29,619 in the Alamodome, the first 20,000+ seat domed facility to host the event. The Women's Final Four sold out for the 11th (10th consecutive) time with 29,619 in attendance for each session.

In February, the Division I Championships/Competition Cabinet forwarded the proposal for predetermined sites for the first- and second-rounds of the 2003 championship to the Division I Management Council and Board of Directors for budgetary consideration.

In April, the Division I Management Council and Board of Directors approved the predetermined first- and second-round sites proposal. Shortly after approval, bid specifications were sent to every Division I school and conference to submit to the committee for review.

In June, the women's basketball committee selected the following institutions to serve as the 16 first- and second-round host sites for the 2003 championship: University of Cincinnati; University of Colorado, Boulder; University of Connecticut; University of Georgia; Kansas State University; Louisiana Tech University; North Carolina State University; Old Dominion University; University of Oklahoma; University of Oregon; Pennsylvania State University; Purdue University; University of New Mexico; Stanford University; University of Tennessee, Knoxville; and Texas Tech University.

In addition, the women's basketball committee awarded the 2004, 2005 and 2006 regionals to the following sites: 2004 - East (Hartford, Connecticut); Mideast (Norfolk, Virginia); Midwest (Norman, Oklahoma) and West (Tempe, Arizona). 2005 - East (Philadelphia); Mideast (Chattanooga, Tennessee); Midwest (Kansas City, Missouri) and West (Seattle). 2006 - (Fairfield, Connecticut); Mideast (Cleveland); Midwest (San Antonio) and West (Albuquerque).

The women's basketball committee also determined the RCA Dome would be the competition venue for the 2005 Women's Final Four.

In October, the women's basketball committee distributed the bid specifications for the 2008-10 Women's Final Fours. For the first time, the Women's Final Four bid specifications were sent in a coordinated, joint effort with the Division I Men's Basketball Committee and its Men's Final Four bid specifications.

In December, the women's basketball committee identified the following seven cities as potential sites for the 2008-10 Women's Final Fours: Denver (Pepsi Center), Minneapolis (Hubert Humphrey Metrodome), Philadelphia (First Union Center), San Antonio (Alamodome), St. Louis (Edward Jones Dome or Savvis Center), San Jose, California (HP Pavilion at San Jose), and Tampa, Florida (St. Pete Times Forum or Tropicana Field).

2003 The championship bracket remained at 64 teams, with 31 eligible conferences awarded automatic qualification.

All 63 games, played under the new Saturday-Monday and Sunday-Tuesday format, were televised live on ESPN and ESPN2 for the first time in the cham-

ampionship's history. ESPN offered whiparound-styled coverage of the first- and second-round games to most of the nation with regionalized/protected coverage in the home markets of the competing teams. All first- and second-round games were available in their entirety on ESPN's FullCourt pay-per-view package. Beginning with the regional semifinals, the remaining 15 games were televised nationally on ESPN and ESPN2. The overall tournament (55.4 million viewers) and the Women's Final Four (19.7 million viewers) were the most viewed in eight years on ESPN. The Texas-Connecticut national semifinal game was the most-viewed national semifinal game in ESPN history. The Tennessee-Connecticut national championship game was the fourth most-viewed basketball game (men's or women's) ever on ESPN or ESPN2.

The Women's Final Four again received coverage on ABC's Good Morning America, and for the third consecutive year, the national semifinals and championship game were shown live on the Jumbotron at Times Square in New York.

Women's Final Four: Atlanta. Teams: Connecticut, Duke, Tennessee and Texas. Connecticut (37-1) defeated Tennessee, 73-68, to capture its second straight and fourth overall NCAA Division I women's basketball championship. Connecticut became the first team to repeat as champion since Tennessee won three in a row from 1996-98. The Georgia Dome completed the unique double dip becoming the second facility to host the Men's and Women's Final Fours in back-to-back years. The Women's Final Four sold out for the 12th (11th consecutive) time with 28,210 in attendance for each session.

In May, the women's basketball committee narrowed the pool to the following four cities to host the 2008-10 Women's Final Fours: Denver (Pepsi Center), St. Louis (Edward Jones Dome or Savvis Center), San Antonio (Alamodome), and Tampa, Florida (St. Pete Times Forum).

In June, the women's basketball committee voted to submit a revised predetermined sites proposal to the Division I Championships/Competition Cabinet that would allow the first- and second-round sessions to be conducted at eight, rather than 16, predetermined sites beginning with the 2005 championship. The committee also selected the following institutions to serve as the 16 first- and second-round hosts for the 2004 championship: Arizona State University; University of California, Santa Barbara; Duke University; Fairfield University; Florida State University; Iowa State University; Louisiana State University; University of Minnesota, Twin Cities; University of Montana; University of New Mexico; University of Notre Dame; Ohio State University; Temple University; University of Tennessee at Chattanooga; University of Texas at Austin; and Virginia Polytechnic Institute and State University.

In July, the women's basketball committee awarded the Women's Final Four sites for 2008-10: Tampa, Florida (St. Pete Times Forum) in 2008, St. Louis (Edward Jones Dome) in 2009 and San Antonio (Alamodome) in 2010.

In September, the Division I Championships/Competition Cabinet approved that effective with the 2005 championship, the format for first- and second-round sessions be revised to conduct the sessions at eight, rather than 16, predetermined sites.

2004 The championship bracket remained at 64 teams, with 31 eligible conferences awarded automatic qualification.

For the second consecutive year, all 63 games in 31 broadcast windows were televised live on ESPN and ESPN2. Overall, the tournament was the most-viewed (estimated 72.1 million viewers) and highest-rated (1.47 on ESPN and 0.51 on ESPN2) ever. The games on ESPN averaged of 1,300,000 households while the games on ESPN2 averaged of 445,000 households.

Women's Final Four: New Orleans. Teams: Connecticut, LSU, Minnesota and Tennessee. Connecticut (31-4) defeated Tennessee, 70-61, to capture its third straight and fifth overall NCAA Division I women's basketball championship. Connecticut became the first team to capture three consecutive national titles since Tennessee won three straight from 1996-98. New Orleans became the third city to host the Men's and Women's Final Fours in back-to-back years (Lexington, Ky.: 1985 men's, 1986 women's and Atlanta: 2002 men's, 2003 women's). The Women's Final Four sold out for the 13th (12th consecutive) time with 18,211 in attendance for each session.

The three games of the Women's Final Four averaged the most viewers (3,801,000 households) and the highest rating (3.4) ever on ESPN. The number of households was a 16 percent increase from 2,583,000 and the rating was a 13 percent increase from 3.0 in 2003. The two national semifinal games averaged 2,545,000 households and a 2.9 rating to break the highs set in 2003 as ESPN's most-viewed and highest-rated Women's Final Four semifinals. The Connecticut-Tennessee national championship game was ESPN's second most-viewed basketball game - men's or women's, college or professional - in the network's 25-year history, averaging 3,801,000 households. This mark surpassed the previous high of 3,487,000 households for Connecticut's victory over Oklahoma in the 2002 national championship game. The game also marked ESPN's highest-rated women's basketball telecast with a 4.3 average rating.

For the second year in a row, the Women's Final Four telecasts of the three games and studio coverage were presented in high-definition television on ESPN HD. The Women's Final Four again received coverage on ABC's Good Morning America, and for the third consecutive year, the national semifinals and championship game were shown live on the Jumbotron at Times Square in New York.

In June, the women's basketball committee selected the following first- and second-round sites for the 2005 and 2006 championships: 2005 - Reunion

Arena, Dallas (University of Texas at Austin and Texas Tech University, hosts); Dean E. Smith Center, Chapel Hill, North Carolina (University of North Carolina, Chapel Hill, host); Comcast Center, College Park, Md.(University of Maryland, College Park, host); Save Mart Center, Fresno, California (California State University, Fresno, host); Thompson-Boling Arena, Knoxville, Tennessee (University of Tennessee, Knoxville, host); Williams Arena, Minneapolis (University of Minnesota, Twin Cities, host); Bank of America Arena, Seattle (University of Washington, host); and Harry A. Gampel Pavilion, Storrs, Connecticut (University of Connecticut, host). 2006 - Allstate Arena, Chicago (DePaul University, host); Pepsi Center, Denver (University of Colorado, Boulder, host); Memorial Gymnasium, Nashville, Tennessee (Vanderbilt University, host); Ted Constant Convocation Center, Norfolk, Virginia (Old Dominion University, host); Sovereign Bank Arena, Trenton, New Jersey (Rider University and Metro Atlantic Athletic Conference, hosts); McKale Center, Tucson, Arizona (University of Arizona, host); Bryce Jordan Center, University Park, Pennsylvania (Pennsylvania State University, host); and Mackey Arena, West Lafayette, Indiana (Purdue University, host).

The women's basketball committee voted to change the names for the first and second round and regional sites from region designations (East, Mideast, Midwest and West) to city name designations (i.e., Dallas First and Second Rounds, Philadelphia Regional).

The committee designated the competition dates for the 2005 regional sites: games at the Chattanooga and Tempe regionals will be Saturday, March 26 and Monday, March 28; games at the Kansas City and Philadelphia regionals will be Sunday, March 27 and Tuesday, March 29.

Effective with the 2005 championship, the committee established the format for the first and second rounds to be four games (two two-game sessions) on one day for the first round and two games (one two-game session) for the second round and increased the minimum ticket prices for first and second rounds and regionals to \$35 for adults, \$20 for all children, high school and college students for all-session tickets and \$20 for adults, \$25 for all children, high school and college students for single-session tickets.

In September, the Division I Championships/Competition Cabinet approved the women's basketball committee's proposals to conduct regional sessions of the tournament at neutral sites and for regional bid specifications include the opportunity for a host to bid for one year or two consecutive years, beginning with the 2007 championship.

In October, the women's basketball committee designated the competition dates for the 2006 regional sites: games at the Albuquerque and San Antonio regionals will be Saturday, March 25 and Monday, March 27; games at the Bridgeport and Cleveland regionals will be Sunday, March 26 and Tuesday, March 28.

In November, the women's basketball committee and ESPN announced the bracket announcements for the Division I Women's Basketball Championship will be moved from Sunday to the Monday prior to the start of competition at 7 p.m. Eastern time, beginning in 2006.

Team-By-Team Won-And-Lost Records In Tournament Play

(209 TEAMS)

Team (Years Participated)	App.	G	Won	Tied Lost	Pct.	1st	2nd	*3rd
Alabama (1984-88-92-93-94-95-96-97-98-99)	10	26	16	10	.615	0	0	1
UAB (1994-2000)	2	4	2	2	.500	0	0	0
Alabama St. (2003)	1	1	0	1	.000	0	0	0
Alcorn St. (2000-01).....	2	2	0	2	.000	0	0	0
Appalachian St. (1990-91-96-99)	4	4	0	4	.000	0	0	0
Arizona (1997-98-99-2000-03-04)	6	11	5	6	.455	0	0	0
Arizona St. (1982-83-92-2001-02)	4	6	2	4	.333	0	0	0
Arkansas (1986-89-90-91-95-98-2001-02-03)	9	21	12	9	.600	0	0	1
Auburn (1982-83-85-86-87-88-89-90-91-93-94-96-97-99-2000-04)	16	44	28	16	.636	0	3	0
Austin Peay (1996-2001-02-03-04)	5	5	0	5	.000	0	0	0
Baylor (2001-02-04)	3	6	3	3	.500	0	0	0
Boise St. (1994)	1	1	0	1	.000	0	0	0
Boston College (1999-2000-02-03-04).....	5	11	6	5	.545	0	0	0
Boston U. (2003)	1	1	0	1	.000	0	0	0
Bowling Green (1987-88-89-90-93-94)	6	7	1	6	.143	0	0	0
Brigham Young (1984-85-93-2000-02-03)	6	8	2	6	.250	0	0	0
Brown (1994).....	1	1	0	1	.000	0	0	0
Bucknell (2002)	1	1	0	1	.000	0	0	0
Butler (1996)	1	1	0	1	.000	0	0	0
California (1990-92-93)	3	4	1	3	.250	0	0	0
UC Irvine (1995)	1	1	0	1	.000	0	0	0
UCLA (1983-85-90-92-98-99-2000-04)	8	15	7	8	.467	0	0	0
UC Santa Barb. (1992-93-97-98-99-2000-01-02-03-04)	10	17	7	10	.412	0	0	0
Cal St. Fullerton (1989-91)	2	3	1	2	.333	0	0	0
Cal St. Northridge (1999).....	1	1	0	1	.000	0	0	0
Campbell (2000)	1	1	0	1	.000	0	0	0
UCF (1996-99).....	2	2	0	2	.000	0	0	0
Central Mich. (1983-84)	2	2	0	2	.000	0	0	0
Charlotte (2003).....	1	1	0	1	.000	0	0	0
Chattanooga (1989-92-2001-02-03-04).....	6	7	1	6	.143	0	0	0
Cheyney (1982-83-84)	3	11	8	3	.727	0	1	1
Cincinnati (1989-99-2002-03).....	4	5	1	4	.200	0	0	0
Clemson (1982-88-89-90-91-92-93-94-96-97-98-99-2000-01-02)	15	29	14	15	.483	0	0	0
Colgate (2004)	1	1	0	1	.000	0	0	0
Colorado (1988-89-92-93-94-95-96-97-2001-02-03-04).....	12	29	17	12	.586	0	0	0
Connecticut (1989-90-91-92-93-94-95-96-97-98-99-2000-01-02-03-04)	16	64	53	11	.828	5	0	3
Creighton (1992-94-2002)	3	5	2	3	.400	0	0	0
Dartmouth (1983-95-99-2000).....	4	4	0	4	.000	0	0	0
Delaware (2001)	1	1	0	1	.000	0	0	0
Denver (2001)	1	1	0	1	.000	0	0	0

Tournament trivia

Question...

Name the first year three-person officiating crews were used in all rounds of the championship.

Answer...

1996.

Team (Years Participated)	App.	G	Won	Tied Lost	Pct.	1st	2nd	*3rd
DePaul (1990-91-92-93-95-96-97-2003-04)	9	13	4	9	.308	0	0	0
Detroit (1997)	1	1	0	1	.000	0	0	0
Drake (1982-84-86-95-97-98-2000-01-02)	9	15	6	9	.400	0	0	0
Duke (1987-95-96-97-98-99-2000-01-02-03-04)	11	38	27	11	.711	0	1	2
East Caro. (1982)	1	1	0	1	.000	0	0	0
Eastern Ill. (1988)	1	1	0	1	.000	0	0	0
Eastern Ky. (1997)	1	1	0	1	.000	0	0	0
Eastern Mich. (2004)	1	1	0	1	.000	0	0	0
Eastern Wash. (1987)	1	1	0	1	.000	0	0	0
Evansville (1999)	1	1	0	1	.000	0	0	0
Fairfield (1988-91-98-2001)	4	4	0	4	.000	0	0	0
Florida (1993-94-95-96-97-98-99-2001-02-04)	10	19	9	10	.474	0	0	0
Florida A&M (1995-99)	2	2	0	2	.000	0	0	0
Florida Int'l (1994-95-97-98-99-2002)	6	9	3	6	.333	0	0	0
Florida St. (1983-90-91-2001)	4	6	2	4	.333	0	0	0
Fordham (1994)	1	1	0	1	.000	0	0	0
Furman (1995-2000)	2	2	0	2	.000	0	0	0
George Washington (1991-92-94-95-96-97-98-2000-01-03-04)	11	23	12	11	.522	0	0	0
Georgetown (1993)	1	3	2	1	.667	0	0	0
Georgia (1982-83-84-85-86-87-88-89-90-91-93-95-96-97-98-99-2000-01-02-03-04)	21	62	41	21	.661	0	2	3
Ga. Southern (1993-94)	2	2	0	2	.000	0	0	0
Georgia St. (2001-02-03)	3	3	0	3	.000	0	0	0
Georgia Tech (1993-2003)	2	2	0	2	.000	0	0	0
Grambling (1994-96-97-98-99)	5	5	0	5	.000	0	0	0
Hampton (2000-03-04)	3	3	0	3	.000	0	0	0
Hartford (2002)	1	1	0	1	.000	0	0	0
Harvard (1996-97-98-2002-03)	5	6	1	5	.167	0	0	0
Hawaii (1989-90-94-96-98)	5	6	1	5	.167	0	0	0
Holy Cross (1985-89-91-95-96-98-99-2000-01-03)	10	11	1	10	.091	0	0	0
Houston (1988-92-2004)	3	3	0	3	.000	0	0	0
Howard (1982-96-97-98-2001)	5	5	0	5	.000	0	0	0
Idaho (1985)	1	1	0	1	.000	0	0	0
Idaho St. (2001)	1	1	0	1	.000	0	0	0
Illinois (1982-86-87-97-98-99-2000-03)	8	16	8	8	.500	0	0	0
Illinois St. (1983-85-89)	3	4	1	3	.250	0	0	0
Indiana (1983-94-95-2002)	4	5	1	4	.200	0	0	0
Iowa (1986-87-88-89-90-91-92-93-94-96-97-98-2001-02-04)	15	31	16	15	.516	0	0	1
Iowa St. (1997-98-99-2000-01-02)	6	15	9	6	.600	0	0	0
Jackson St. (1982-83-95)	3	3	0	3	.000	0	0	0
James Madison (1986-87-88-89-91-96)	6	13	7	6	.538	0	0	0
Kansas (1987-88-92-93-94-95-96-97-98-99-2000)	11	20	9	11	.450	0	0	0
Kansas St. (1982-83-84-87-97-2002-03-04)	8	15	7	8	.467	0	0	0
Kent St. (1982-96-98-2000-02)	5	6	1	5	.167	0	0	0
Kentucky (1982-83-86-91-99)	5	8	3	5	.375	0	0	0
La Salle (1983-86-88-89)	4	5	1	4	.200	0	0	0
Lamar (1991)	1	4	3	1	.750	0	0	0
Lehigh (1997)	1	1	0	1	.000	0	0	0
Liberty (1997-98-99-2000-01-02-03-04)	8	8	0	8	.000	0	0	0
Lipscomb (2004)	1	1	0	1	.000	0	0	0
Long Beach St. (1982-83-84-85-86-87-88-89-90-91-92)	11	29	18	11	.621	0	0	2
Long Island (2001)	1	1	0	1	.000	0	0	0
La-Monroe (1983-84-85-87)	4	9	5	4	.556	0	0	1
LSU (1984-86-87-88-89-90-91-97-99-2000-01-02-03-04)	14	34	20	14	.588	0	0	1
Louisiana Tech (1982-83-84-85-86-87-88-89-90-91-92-93-94-95-96-97-98-99-2000-01-02-03-04)	23	86	65	21	.759	2	4	4
Louisville (1983-84-93-95-97-98-99-2001)	8	11	3	8	.273	0	0	0
Loyola (Md.) (1994-95)	2	2	0	2	.000	0	0	0
Loyola Marymount (2004)	1	1	0	1	.000	0	0	0
Maine (1995-96-97-98-99-2000-04)	7	8	1	7	.125	0	0	0
Manhattan (1987-90-96-2003)	4	4	0	4	.000	0	0	0
Marist (2004)	1	1	0	1	.000	0	0	0
Marquette (1994-95-97-98-99-2000-04)	7	9	2	7	.222	0	0	0
Marshall (1997)	1	1	0	1	.000	0	0	0
Maryland (1982-83-84-86-88-89-90-91-92-93-97-2001-04)	13	26	13	13	.500	0	0	2
Massachusetts (1996-98)	2	2	0	2	.000	0	0	0
#Memphis (1982-85-87-95-96-97-98)	7	9	2	7	.222	0	0	0
Miami (Fla.) (1989-92-93-98-2003-04)	6	8	2	6	.250	0	0	0
Michigan (1990-98-2000-01)	4	6	2	4	.333	0	0	0
Michigan St. (1991-96-97-2003-04)	5	8	3	5	.375	0	0	0
Middle Tenn. (1983-84-85-86-88-96-98-2004)	8	11	3	8	.273	0	0	0
Minnesota (1994-2002-03-04)	4	12	8	4	.667	0	0	1
Mississippi (1982-83-84-85-86-87-88-89-90-91-92-94-95-96-2004)	15	30	15	15	.500	0	0	0
Mississippi St. (1999-2000-02-03)	4	7	3	4	.429	0	0	0
Missouri (1982-83-84-85-86-94-2001-04)	8	12	4	8	.333	0	0	0
Monmouth (N.J.) (1983)	1	2	1	1	.500	0	0	0
Montana (1983-84-86-88-89-90-91-92-94-95-96-97-98-2000-04)	15	21	6	15	.286	0	0	0

Team (Years Participated)	App.	G	Won	Tied Lost	Pct.	1st	2nd	*3rd
Montana St. (1993)	1	1	0	1	.000	0	0	0
Mt. St. Mary's (Md.) (1994-95)	2	2	0	2	.000	0	0	0
Nebraska (1988-93-96-98-99-2000)	6	8	2	6	.250	0	0	0
UNLV (1984-85-86-89-90-91-94-2002)	8	11	3	8	.214	0	0	0
New Mexico (1998-2002-03-04)	4	6	2	4	.333	0	0	0
New Mexico St. (1987-88)	2	2	0	2	.000	0	0	0
New Orleans (1987)	1	1	0	1	.000	0	0	0
Norfolk St. (2002)	1	1	0	1	.000	0	0	0
North Carolina (1983-84-85-86-87-92-93-94-95-97-98-99-2000-02-03-04)	16	39	24	15	.615	1	0	0
N.C. A&T (1994)	1	1	0	1	.000	0	0	0
UNC Greensboro (1998)	1	1	0	1	.000	0	0	0
North Carolina St. (1982-83-84-85-86-87-89-90-91-95-96-97-98-99-2000-01-04)	17	34	17	17	.500	0	0	1
North Texas (1986)	1	1	0	1	.000	0	0	0
Northeastern (1999)	1	1	0	1	.000	0	0	0
Northern Ill. (1990-92-93-94-95)	5	7	2	5	.286	0	0	0
Northwestern (1982-87-90-91-93-97)	6	9	3	6	.333	0	0	0
Northwestern St. (1989-2004)	2	2	0	2	.000	0	0	0
Notre Dame (1992-94-96-97-98-99-2000-01-02-03-04)	11	31	21	10	.677	1	0	1
Oakland (2002)	1	1	0	1	.000	0	0	0
Ohio (1986-95)	2	2	0	2	.000	0	0	0
Ohio St. (1982-84-85-86-87-88-89-90-93-96-99-2003-04)	13	28	15	13	.536	0	1	0
Oklahoma (1986-95-2000-01-02-03-04)	7	19	12	7	.632	0	1	0
Oklahoma St. (1989-90-91-93-94-95-96)	7	11	4	7	.364	0	0	0
Old Dominion (1982-83-84-85-87-88-89-90-92-93-94-95-96-97-98-99-2000-01-02-03-04)	21	52	32	20	.615	1	1	1
Oral Roberts (1999-2001)	2	2	0	2	.000	0	0	0
Oregon (1982-84-87-94-95-96-97-98-99-2000-01)	11	15	4	11	.267	0	0	0
Oregon St. (1983-84-94-95-96)	5	7	2	5	.286	0	0	0
Pennsylvania (2001-04)	2	2	0	2	.000	0	0	0
Penn St. (1982-83-84-85-86-87-88-90-91-92-93-94-95-96-99-2000-01-02-03-04)	20	46	26	20	.565	0	0	1
Pepperdine (2000-02-03)	3	3	0	3	.000	0	0	0
Portland (1994-95-96-97)	4	4	0	4	.000	0	0	0
Providence (1986-89-90-91-92)	5	7	2	5	.286	0	0	0
Purdue (1989-90-91-92-94-95-96-97-98-99-2000-01-02-03)	15	46	32	14	.696	1	1	1
Radford (1994-95-96)	3	3	0	3	.000	0	0	0
Rhode Island (1996)	1	1	0	1	.000	0	0	0
Rice (2000)	1	1	1	1	.500	0	0	0
Richmond (1990-91)	2	2	0	2	.000	0	0	0
Rutgers (1986-87-88-89-90-91-92-93-94-98-99-2000-01-03-04)	15	34	19	15	.559	0	0	1
St. Francis (Pa.) (1996-97-98-99-2000-02-03-04)	8	8	0	8	.000	0	0	0
St. John's (N.Y.) (1983-84-88)	3	4	1	3	.250	0	0	0
St. Joseph's (1985-86-87-88-89-90-94-95-97-99-2000)	11	17	6	11	.353	0	0	0
St. Mary's (Cal.) (1999-2001)	2	3	1	2	.333	0	0	0
St. Peter's (1982-92-93-97-99-2000-02)	7	7	0	7	.000	0	0	0
San Diego (1993-2000)	2	2	0	2	.000	0	0	0
San Diego St. (1984-85-93-94-95-97)	6	9	3	6	.333	0	0	0
San Francisco (1995-96-97)	3	5	2	3	.400	0	0	0
Santa Clara (1992-94-98-99-2002)	5	6	1	5	.167	0	0	0
Siena (2001)	1	1	0	1	.000	0	0	0
Seton Hall (1994-95)	2	5	3	2	.600	0	0	0
South Ala. (1987)	1	1	0	1	.000	0	0	0
South Carolina (1982-86-88-89-90-91-2002-03)	8	16	8	8	.500	0	0	0
South Carolina St. (1983)	1	2	1	1	.500	0	0	0
Southern California (1982-83-84-85-86-87-88-91-92-93-94-95-97)	13	38	27	11	.711	2	1	0
Southern Ill. (1986-87-90-92)	4	6	2	4	.333	0	0	0
Southern Methodist (1994-95-96-98-99-2000)	6	9	3	6	.333	0	0	0
Southern Miss. (1985-87-89-90-92-94-95-96)	8	12	4	8	.333	0	0	0
Southern U. (2002-04)	2	2	0	2	.000	0	0	0
Southwest Mo. St. (1991-92-93-94-95-96-98-99-2000-01-03-04)	12	26	14	12	.538	0	0	2
Stanford (1982-88-89-90-91-92-93-94-95-96-97-98-99-2000-01-02-03)	18	56	40	16	.714	2	0	4
Stephen F. Austin (1982-83-88-89-90-91-92-93-94-95-96-97-98-99-2001-02)	17	27	10	17	.370	0	0	0
Syracuse (1985-88-2002)	3	3	0	3	.000	0	0	0
Temple (1989-2002-04)	3	4	1	3	.250	0	0	0
Tennessee (1982-83-84-85-86-87-88-89-90-91-92-93-94-95-96-97-98-99-2000-01-02-03-04)	23	102	85	17	.833	6	5	4
Tennessee St. (1994-95)	2	2	0	2	.000	0	0	0
Tennessee Tech (1982-85-87-89-90-91-92-93-99-2000)	10	13	3	10	.231	0	0	0
Texas (1983-84-85-86-87-88-89-90-91-92-93-94-96-97-99-2000-01-02-03-04)	20	49	30	19	.612	1	0	2
Texas A&M (1994-96)	2	4	2	2	.500	0	0	0
TCU (2001-02-03-04)	4	8	4	4	.500	0	0	0
Texas St. (1997-2003)	2	2	0	2	.000	0	0	0
Texas Tech (1984-86-90-91-92-93-94-95-96-97-98-99-2000-01-02-03-04)	17	44	28	16	.636	1	0	0

Team (Years Participated)	App.	G	Won	Tied Lost	Pct.	1st	2nd	*3rd
Toledo (1991-92-95-96-97-99-2001)	7	10	3	7	.300	0	0	0
Troy St. (1997)	1	1	0	1	.000	0	0	0
Tulane (1995-96-97-98-99-2000-01-02-03)	9	12	3	9	.250	0	0	0
Utah (1983-86-89-90-91-95-96-97-98-2000-01-03)	12	16	4	12	.250	0	0	0
Valparaiso (2003-4)	2	2	0	2	.000	0	0	0
Vanderbilt (1986-87-89-90-91-92-93-94-95-96-97-98-2000-01-02-03-04)	17	45	28	17	.622	0	0	1
Vermont (1992-93-94-2000)	4	4	0	4	.000	0	0	0
Villanova (1986-87-88-89-2001-02-03-04)	8	15	7	8	.467	0	0	0
Virginia (1984-85-86-87-88-89-90-91-92-93-94-95-96-97-98-99-2000-01-02-03)	20	50	30	20	.600	0	1	2
Virginia Tech (1994-95-98-99-2001-03-04)	7	14	7	7	.500	0	0	0
Wake Forest (1988)	1	2	1	1	.500	0	0	0
Washington (1985-86-87-88-89-90-91-93-94-95-97-98-2001-03)	14	28	14	14	.500	0	0	0
Washington St. (1991)	1	1	0	1	.000	0	0	0
Weber St. (2002-03)	2	2	0	2	.000	0	0	0
West Virginia (1989-92-2004)	3	5	2	3	.400	0	0	0
Western Ill. (1995)	1	1	0	1	.000	0	0	0
Western Ky. (1985-86-87-88-89-90-91-92-93-94-95-97-98-2000-03)	15	32	17	15	.531	0	1	2
Western Mich. (1985-2003)	2	2	0	2	.000	0	0	0
Wisconsin (1992-95-96-98-2001-02)	6	8	2	6	.250	0	0	0
Wis.-Green Bay (1994-98-99-2000-02-03-04)	7	8	1	7	.125	0	0	0
Wis.-Milwaukee (2001)	1	1	0	1	.000	0	0	0
Xavier (Ohio) (1993-99-2000-01-03)	5	9	4	5	.444	0	0	0
Youngstown St. (1996-98-2000)	3	4	1	3	.250	0	0	0
TOTALS	1,068	1,047	1,047	.500	21	21	42	

#TEAMS VACATING NCAA TOURNAMENT ACTION

Team	Years	Record	Placing	Conference
Memphis	1985	0-1		Metro

#OFFICIAL NCAA TOURNAMENT RECORDS

Team (Years Participated)	App.	G	Won	Tied Lost	Pct.	1st	2nd	3rd
Memphis (1982-87-95-96-97-98)	6	8	2	6	.250	0	0	0

*Tied for third.



The Coaches

Coaches Records.....	92
Coaches with Accomplished Records..	93
Coaches Who Have Played and Coached in the Final Four and Tournament	94
All-Time Tournament Coaches	94



NCAA Photo by Jay Clendenin



Connecticut claimed its fifth national title in 2004 under head coach Geno Auriemma.

Coaches Records

Won-Lost Records of Champions

Year	National Champion (Seed)	Coach	W-L	Pct.
1982	Louisiana Tech (1)	Sonja Hogg	35-1	.972
1983	Southern California (1)	Linda Sharp	31-2	.939
1984	Southern California (1)	Linda Sharp	29-4	.879
1985	Old Dominion (1)	Marianne Stanley	31-3	.911
1986	Texas (1)	Jody Conradt	34-0	1.000
1987	Tennessee (2)	Pat Summitt	28-6	.824
1988	Louisiana Tech (2)	Leon Barmore	32-2	.941
1989	Tennessee (1)	Pat Summitt	35-2	.946
1990	Stanford (1)	Tara VanDerveer	32-1	.970
1991	Tennessee (1)	Pat Summitt	30-5	.857
1992	Stanford (1)	Tara VanDerveer	30-3	.909
1993	Texas Tech (2)	Marsha Sharp	31-3	.912
1994	North Carolina (3)	Sylvia Hatchell	33-2	.943
1995	Connecticut (1)	Geno Auriemma	35-0	1.000
1996	Tennessee (1)	Pat Summitt	32-4	.889
1997	Tennessee (3)	Pat Summitt	29-10	.743
1998	Tennessee (1)	Pat Summitt	39-0	1.000
1999	Purdue (1)	Carolyn Peck	34-1	.971
2000	Connecticut (1)	Geno Auriemma	36-1	.973
2001	Notre Dame (1)	Muffett McGraw	34-2	.944
2002	Connecticut (1)	Geno Auriemma	39-0	1.000
2003	Connecticut (1)	Geno Auriemma	37-1	.974
2004	Connecticut (2)	Geno Auriemma	31-4	.886

Women's Final Four Records

NCAA CHAMPIONSHIPS

- 6 - Pat Summitt, Tennessee, 1987-89-91-96-97-98
- 5 - Geno Auriemma, Connecticut, 1995-2000-02-03-04
- 2 - Linda Sharp, Southern California, 1983-84
- 2 - Tara VanDerveer, Stanford, 1990-92

WOMEN'S FINAL FOUR APPEARANCES

- 15 - Pat Summitt, Tennessee, 1982-2004
- 9 - Leon Barmore, Louisiana Tech, 1983-2002
- 8 - Geno Auriemma, Connecticut, 1989-2004
- 5 - Andy Landers, Georgia, 1982-2003
- 5 - Tara VanDerveer, Ohio St., 1982-1985, and Stanford, 1988-95, 1997-2003
- 3 - Joe Ciampi, Auburn, 1982-2003
- 3 - Sonja Hogg, Louisiana Tech, 1982-1985
- 3 - Debbie Ryan, Virginia, 1984-2003
- 3 - Paul Sanderford, Western Ky., 1985-97
- 3 - Linda Sharp, Southern California, 1982-1988
- 3 - Vivian Stringer, Cheyney, 1982-1983, Iowa, 1986-1994, and Rutgers, 1998-2003
- 3 - Jody Conradt, Texas, 1986-2003
- 3 - Gail Goestenkors, Duke, 1999-2003

CONSECUTIVE WOMEN'S FINAL FOUR APPEARANCES

- 5 - Geno Auriemma, Connecticut, 2000-04
- 4 - Pat Summitt, Tennessee, 1986-89
- 4 - Leon Barmore, Louisiana Tech, 1987-90
- 4 - Pat Summitt, Tennessee, 1995-98
- 3 - Sonja Hogg, Louisiana Tech, 1982-84
- 3 - Joe Ciampi, Auburn, 1988-90
- 3 - Debbie Ryan, Virginia, 1990-92
- 3 - Pat Summitt, Tennessee, 2002-04

WOMEN'S FINAL FOUR WINS

- 17 - Pat Summitt, Tennessee, 1982-2004
- 10 - Geno Auriemma, Connecticut, 1989-2004
- 6 - Leon Barmore, Louisiana Tech, 1983-2002
- 4 - Tara VanDerveer, Stanford 1988-95, 1997-2003
- 4 - Paul Sanderford, Western Ky., 1985-2002

WOMEN'S FINAL FOUR-WINNING PERCENTAGE

(Minimum of six games)

- .833 - (5-1) Linda Sharp, Southern California, 1982-1988
- .833 - (10-2) Geno Auriemma, Connecticut, 1989-2004
- .654 - (17-9) Pat Summitt, Tennessee, 1982-2004
- .571 - (4-3) Tara VanDerveer, Ohio St., 1982-1985 and Stanford 1988-95, 1997-2003
- .428 - (6-8) Leon Barmore, Louisiana Tech, 1983-2002

Tournament Records

TOURNAMENT APPEARANCES

- 23 - Pat Summitt, Tennessee, 1982-2004
- 21 - Andy Landers, Georgia, 1982-2004
- 21 - Debbie Ryan, Virginia, 1984-2004
- 20 - Leon Barmore, Louisiana Tech, 1983-2002
- 20 - Rene Portland, Penn St., 1982-2004
- 20 - Jody Conradt, Texas, 1983-2004
- 19 - Tara VanDerveer, Ohio St., 1982-1985, and Stanford, 1988-95, 1997-2004
- 18 - Jim Foster, St. Joseph's, 1985-1990, Vanderbilt, 1992-2002, and Ohio St., 2003-04
- 17 - Vivian Stringer, Cheyney, 1982-1983, Iowa, 1986-1994, and Rutgers, 1998-2004
- 17 - Kay Yow, North Carolina St., 1982-2004
- 17 - Marsha Sharp, Texas Tech, 1984-2004
- 16 - Joan Bonvicini, Long Beach St., 1982-1991, and Arizona, 1997-2004
- 16 - Joe Ciampi, Auburn, 1982-2004
- 16 - Wendy Larry, Old Dominion, 1988-2004
- 16 - Geno Auriemma, Connecticut, 1989-2004
- 15 - Robin Selvig, Montana, 1983-2004
- 15 - Paul Sanderford, Western Ky., 1985-97, and Nebraska, 1998-2002
- 14 - Van Chancellor, Mississippi, 1982-1996
- 14 - Theresa Grentz, Rutgers, 1986-94, and Illinois, 1997-2003
- 14 - Jim Davis, Clemson, 1988-2003
- 14 - Sue Gunter, LSU, 1991-2004

TOURNAMENT GAMES

- 102 - Pat Summitt, Tennessee, 1982-2004
- 75 - Leon Barmore, Louisiana Tech, 1983-2002
- 64 - Geno Auriemma, Connecticut, 1989-2004
- 62 - Andy Landers, Georgia, 1982-2004
- 55 - Tara VanDerveer, Ohio St., 1982-1985, and Stanford, 1988-95, 1997-2004
- 50 - Debbie Ryan, Virginia, 1984-2003
- 49 - Jody Conradt, Texas, 1983-2004
- 46 - Rene Portland, Penn St., 1982-2004
- 44 - Marsha Sharp, Texas Tech, 1984-2004
- 44 - Joe Ciampi, Auburn, 1982-2004
- 44 - Jim Foster, St. Joseph's, 1985-1990, Vanderbilt, 1992-2002, and Ohio St., 2003-04
- 43 - Vivian Stringer, Cheyney, 1982-1983, Iowa, 1986-1994, and Rutgers, 1998-2004
- 39 - Joan Bonvicini, Long Beach, 1982-1991, and Arizona, 1997-2004
- 36 - Wendy Larry, Old Dominion, 1988-2004
- 36 - Gail Goestenkors, Duke, 1995-2004
- 34 - Kay Yow, North Carolina St., 1982-2004
- 34 - Sue Gunter, LSU, 1984-2004
- 33 - Sylvia Hatchell, North Carolina, 1987-2004

- 31 - Paul Sanderford, Western Ky., 1985-97, and Nebraska, 1998-2002
- 31 - Muffett McGraw, Notre Dame, 1992-2004
- 29 - Van Chancellor, Mississippi, 1982-1996

TOURNAMENT WINS

- 85 - Pat Summitt, Tennessee, 1982-2004
- 56 - Leon Barmore, Louisiana Tech, 1983-2002
- 53 - Geno Auriemma, Connecticut, 1989-2004
- 41 - Andy Landers, Georgia, 1982-2004
- 38 - Tara VanDerveer, Ohio St., 1982-1985, and Stanford, 1988-95, 1997-2004
- 30 - Jody Conradt, Texas, 1983-2004
- 30 - Debbie Ryan, Virginia, 1984-2003
- 28 - Joe Ciampi, Auburn, 1982-2004
- 28 - Marsha Sharp, Texas Tech, 1984-2004
- 26 - Vivian Stringer, Cheyney, 1982-1983, Iowa, 1986-1994, and Rutgers, 1998-2004
- 26 - Rene Portland, Penn St., 1982-2004
- 26 - Jim Foster, St. Joseph's 1985-1990, Vanderbilt, 1992-2002, and Ohio St., 2003-04
- 26 - Gail Goestenkors, Duke, 1995-2004
- 23 - Joan Bonvicini, Long Beach St., 1982-1991, and Arizona, 1997-2004
- 22 - Sylvia Hatchell, North Carolina, 1987-2004
- 21 - Muffett McGraw, Notre Dame, 1992-2004
- 20 - Marianne Stanley, Old Dominion, 1982-1987, Southern California, 1991-1993, and Stanford, 1996
- 20 - Sue Gunter, LSU, 1984-2004
- 20 - Wendy Larry, Old Dominion 1988-2004
- 19 - Linda Sharp, Southern California, 1982-1988 and Texas St. 1990-97

TOURNAMENT WINNING PERCENTAGE

(Min. 20 games)

- .833 (85-17) - Pat Summitt, Tennessee, 1982-2004
- .828 (53-11) - Geno Auriemma, Connecticut, 1989-2004
- .760 (19-6) - Linda Sharp, Southern California, 1982-1988 and Texas St. 1990-97
- .747 (56-19) - Leon Barmore, Louisiana Tech, 1983-2002
- .722 (26-10) - Gail Goestenkors, Duke, 1995-2004
- .714 (20-8) - Marianne Stanley, Old Dominion, 1982-1987, Southern California 1991-1993, and Stanford 1996
- .691 (38-17) - Tara VanDerveer, Ohio St., 1982-1985, and Stanford 1988-95, 1997-2004
- .677 (21-10) - Muffett McGraw, Notre Dame, 1992-2004
- .667 (22-11) - Sylvia Hatchell, North Carolina, 1987-2004
- .661 (41-21) - Andy Landers, Georgia, 1982-2004

Tournament Records - Active Coaches

TOURNAMENT APPEARANCES

- 23 - Pat Summitt, Tennessee, 1982-2004
- 21 - Andy Landers, Georgia, 1982-2004
- 21 - Debbie Ryan, Virginia, 1984-2004
- 20 - Rene Portland, Penn St., 1982-2004
- 20 - Jody Conradt, Texas, 1983-2004
- 19 - Tara VanDerveer, Ohio St., 1982-1985, and Stanford, 1988-95, 1997-2004
- 18 - Jim Foster, St. Joseph's, 1985-1990, Vanderbilt, 1992-2002, and Ohio St., 2003-04
- 17 - Vivian Stringer, Cheyney, 1982-1983, Iowa, 1986-1994, and Rutgers, 1998-2004
- 17 - Kay Yow, North Carolina St., 1982-2004
- 17 - Marsha Sharp, Texas Tech, 1984-2004
- 16 - Joan Bonvicini, Long Beach St., 1982-1991, and Arizona, 1997-2004
- 16 - Wendy Larry, Old Dominion, 1988-2004
- 16 - Geno Auriemma, Connecticut, 1989-2004
- 15 - Robin Selvig, Montana, 1983-2004
- 14 - Theresa Grentz, Rutgers, 1986-94, and Illinois, 1997-2003
- 14 - Jim Davis, Clemson, 1988-2003
- 13 - Joe McKeown, New Mexico St., 1987-88, and George Washington, 1991-2004
- 12 - Sylvia Hatchell, North Carolina, 1987-2004
- 12 - Ceal Barry, Colorado, 1988-2003
- 11 - Elaine Elliott, Utah, 1986-2003
- 11 - Gary Blair, Stephen F. Austin, 1988-93, and Arkansas, 1995-2003

TOURNAMENT GAMES

- 102 - Pat Summitt, Tennessee, 1982-2004
- 64 - Geno Auriemma, Connecticut, 1989-2004

- 62 - Andy Landers, Georgia, 1982-2004
- 55 - Tara VanDerveer, Ohio St., 1982-1985, and Stanford, 1988-95, 1997-2004
- 50 - Debbie Ryan, Virginia, 1984-2003
- 49 - Jody Conradt, Texas, 1983-2004
- 46 - Rene Portland, Penn St., 1982-2004
- 44 - Marsha Sharp, Texas Tech, 1984-2004
- 44 - Jim Foster, St. Joseph's, 1985-1990, Vanderbilt, 1992-2002, and Ohio St., 2003-04
- 43 - Vivian Stringer, Cheyney, 1982-1983, Iowa, 1986-1994, and Rutgers, 1998-2004
- 39 - Joan Bonvicini, Long Beach, 1982-1991, and Arizona, 1997-2004
- 36 - Wendy Larry, Old Dominion, 1988-2004
- 36 - Gail Goestenkers, Duke, 1995-2004
- 34 - Kay Yow, North Carolina St., 1982-2004
- 33 - Sylvia Hatchell, North Carolina, 1987-2004
- 31 - Muffet McGraw, Notre Dame, 1992-2004
- 29 - Ceal Barry, Colorado, 1988-2003
- 28 - Jim Davis, Clemson, 1988-2003
- 28 - Theresa Grentz, Rutgers, 1986-94, and Illinois, 1997-2003
- 25 - Joe McKeown, New Mexico St., 1987-88, and George Washington, 1991-2004
- 25 - Gary Blair, Stephen F. Austin, 1988-93, and Arkansas, 1995-2003

TOURNAMENT WINS

- 85 - Pat Summitt, Tennessee, 1982-2004
- 53 - Geno Auriemma, Connecticut, 1989-2004
- 41 - Andy Landers, Georgia, 1982-2004
- 38 - Tara VanDerveer, Ohio St., 1982-1985, and Stanford, 1988-95, 1997-2004
- 30 - Jody Conradt, Texas, 1983-2004
- 30 - Debbie Ryan, Virginia, 1984-2003
- 28 - Marsha Sharp, Texas Tech, 1984-2004
- 26 - Vivian Stringer, Cheyney, 1982-1983, Iowa, 1986-1994, and Rutgers, 1998-2004

- 26 - Rene Portland, Penn St., 1982-2004
- 26 - Jim Foster, St. Joseph's 1985-1990, Vanderbilt, 1992-2002, and Ohio St., 2003-04
- 26 - Gail Goestenkers, Duke, 1995-2004
- 23 - Joan Bonvicini, Long Beach St., 1982-1991, and Arizona, 1997-2004
- 22 - Sylvia Hatchell, North Carolina, 1987-2004
- 21 - Muffet McGraw, Notre Dame, 1992-2004
- 20 - Wendy Larry, Old Dominion 1988-2004
- 17 - Ceal Barry, Colorado, 1988-2004
- 17 - Kay Yow, North Carolina St., 1982-2004
- 15 - Rick Moody, Alabama, 1992-1999
- 14 - Theresa Grentz, Rutgers, 1986-94, and Illinois, 1997-2003
- 14 - Gary Blair, Stephen F. Austin, 1988-93, and Arkansas, 1995-2003
- 14 - Jim Davis, Clemson, 1988-2003
- 14 - Cheryl Burnett, Southwest Mo. St., 1991-2001

TOURNAMENT WINNING PERCENTAGE

(Min. 20 games)

- .833 (85-17) - Pat Summitt, Tennessee, 1982-2004
- .828 (53-11) - Geno Auriemma, Connecticut, 1989-2004
- .722 (26-10) - Gail Goestenkers, Duke, 1995-2004
- .691 (38-17) - Tara VanDerveer, Ohio St., 1982-1985, and Stanford 1988-95, 1997-2004
- .677 (21-10) - Muffet McGraw, Notre Dame, 1992-2004
- .667 (22-11) - Sylvia Hatchell, North Carolina, 1987-2004
- .661 (41-21) - Andy Landers, Georgia, 1982-2004
- .652 (15-8) - Rick Moody, Alabama, 1992-1999
- .636 (28-16) - Marsha Sharp, Texas Tech, 1984-2004
- .612 (30-19) - Jody Conradt, Texas, 1983-2004

Coaches with Accomplished Records

Three Different Teams to the Women's Final Four

Coach	First Team	Second Team	Third Team
Vivian Stringer	Cheyney	Iowa	Rutgers

Two Different Teams to the Women's Final Four

Coach	First Team	Second Team
Marianne Stanley	Old Dominion	Stanford

Three Different Teams Taken to the Tournament

Coach	First Team	Second Team	Third Team
Jim Foster	St. Joseph's	Vanderbilt	Ohio St.
Marianne Stanley	Old Dominion	Southern California	Stanford
Vivian Stringer	Cheyney	Iowa	Rutgers

Two Different Teams Taken to the Tournament

Coach	First Team	Second Team
Jane Albright	Northern Ill.	Wisconsin
Melanie Balcomb	Xavier	Vanderbilt
Kathi Bennett	Evansville	Indiana
Gary Blair	Stephen F. Austin	Arkansas
Lisa Bluder	Drake	Iowa
Joan Bonvicini	Long Beach St.	Arizona
Pam Borton	Vermont	Minnesota
Beth Burns	San Diego St.	Ohio St.
Patricia Cage-Bibbs	Grambling	Hampton
Joe Curl	Stephen F. Austin	Houston
June Daugherty	Boise St.	Washington
Mark Ehlen	Xavier	Toledo
Sharon Fanning	Kentucky	Mississippi St.
Bill Fennelly	Toledo	Iowa St.
Brenda Oldfield Frese	Minnesota	Maryland
Stephanie Gaitley	Richmond	St. Joseph's
Laura Golden	Central Mich.	Illinois
Theresa Grentz	Rutgers	Illinois
Lynn Hickey	Kansas St.	Texas A&M
Cathy Inglesse	Vermont	Boston College
Larry Inman	Middle Tenn.	Eastern Ky.
Maryalce Jeremiah	Indiana	Cal St. Fullerton
Joanne P. McCallie	Maine	Michigan St.
Maura McHugh	Oklahoma	Arizona St.
Joe McKeown	New Mexico St.	George Washington
Marynell Meadors	Tennessee Tech	Florida St.
Regina Miller	Western Ill.	UNLV
Carolyn Peck	Purdue	Florida
Don Perrelli	St. John's (N.Y.)	Northwestern
Carol Ross	Florida	Mississippi
Paul Sanderford	Western Ky.	Nebraska
Linda Sharp	Southern California	Southwest Tex. St.
Judy Spoelstra	Montana St.	Oregon St.
Tara VanDerveer	Ohio St.	Stanford
Greg Williams	Houston	Colorado St.

Coaches Who Have Played and Coached in the NCAA Tournament

Coach	Played for	Played in NCAA Years	G	FG-A	3FG-A	FT-A	Pts.	RB	A	B	Team			Finish
											S	PF	W-L	
Katie Abrahamson-Henderson	Georgia/Iowa	1986-87, 89	6	7-30	0-0	2-3	36	18	5	1	1	17	3-3	86-RSF, 87-RSF, 89-RSF
Mary Taylor Cowles	Western Ky.	1988-91	5	14-31	0-0	3-6	31	22	1	2	4	12	1-4	88-2nd round, 89-2nd round, 90-1st round, 91-RSF
Susie Gardner	Georgia	1983-86	12	23-47		5-6	51	10	9	0	6	4	10-4	83-T3rd, 84-RF, 85-2nd, 86-RSF
Kelly Greenberg	La Salle	1986, 88-89	4	8-26	3-9	1-2	20	14	19	0	4	9	1-3	
Lea Henry	Tennessee	1982-83	7	15-46		3-6	33	14	29	0	10	13	5-2	82-T3rd, 83-RF
Frozena Jerro	Arizona St.	1992	1	2-7	0-0	0-0	4	3	2	0	1	3	0-1	
Joanie O'Brien	Penn St.	1983-86	8	30-60		9-11	69	16	18	2	4	17	4-4	83-RF, 85-RSF, 86-RSF
Katie Meier	Duke	1987	2	9-28		9-11	27	15	14	0	5	5	1-1	
Regina Miller	Old Dominion	1983-84	7	31-64		14-22	76	27	16	3	3	17	5-2	83-T3rd, 84-RF
Kim Mulkey-Robertson	Louisiana Tech	1982-84	14	31-71		23-36	85	30	96	2	16	20	12-2	82-CH, 83-2nd, 84-T3rd, 83-RSF
Jennifer Rizzotti	Connecticut	1993-96	16	77-156	28-66	28-46	210	66	81	0	36	39	13-3	94-RF, 95-CH, 96-T3rd
Dawn Staley	Virginia	1989-92	15	102-213	11-37	59-72	274	103	92	5	42	46	11-4	89-RSF, 90-T3rd, 91-2nd, 92-T3rd
Charli Turner Thorne	Stanford	1988	2	0-0	0-0	0-0	0	1	0	0	0	0	1-1	88-RSF

All-Time Tournament Coaches

(297 coaches in alphabetical order)

Coach (Alma Mater) School (Years)	Yrs.	Tourn. Record		Pct.	Women's Final Four		
		Won	Lost		CH	2nd	3rd
Tim Abney (Lincoln [Pa.] '78) North Carolina A&T (1994)	1	0	1	.000	0	0	0
Katie Abrahamson-Henderson (Iowa '90) Southwest Mo. St. (2003-04)	2	0	2	.000	0	0	0
Lynne Agee (Longwood '71) UNC Greensboro (1998)	1	0	1	.000	0	0	0
Jane Albright (Appalachian St. '77) Northern Ill. (1990-92-93-94) Wisconsin (1995-96-98-2001-02)	9	4	9	.308	0	0	0
Carol Alfano (Morris Harvey '71) Virginia Tech (1994-95)	2	1	2	.333	0	0	0
Jennifer Alley (Appalachian St. '59) North Carolina (1983-84-85-86)	4	2	4	.333	0	0	0
Cathy Andruzzi (Queens [N.C.] '68) East Carolina (1982)	1	0	1	.000	0	0	0
Geno Auriemma (West Chester '81) Connecticut (1989-90-91-92-93-94-95-96-97- 98-99-2000-01-02-03-04)	16	53	11	.828	5	0	3

*Co-Head Coach

Coach (Alma Mater) School (Years)	Tourn. Record			Pct.	Women's Final Four		
	Yrs.	Won	Lost		CH	2nd	3rd
Melanie Balcomb (TCNJ '84)	5	7	5	.583	0	0	0
Xavier (1999-2000-01)							
Vanderbilt (2003-04)							
Al Barbre (Stephen F. Austin '69)	1	3	1	.750	0	0	0
Lamar (1991)							
*Leon Barmore (Louisiana Tech '67)	20	56	19	.747	1	4	4
Louisiana Tech (1983-84-85-86-87-88-89-90-91-92-93-94-95-96-97-98-99-2000-01-02)							
Geal Barry (Kentucky '77)	12	17	12	.586	0	0	0
Colorado (1988-89-92-93-94-95-96-97-2001-02-03-04)							
Carole Baumgarten (Northern Iowa '70)	3	3	3	.500	0	0	0
Drake (1982-84-86)							
Angela Beck (Millikin '79)	3	1	3	.250	0	0	0
Nebraska (1988-93-96)							
Frank Bennett (Lipscomb '73)	1	0	1	.000	0	0	0
Lipscomb (2004)							
Kathi Bennett (Wis.-Green Bay '86)	2	0	2	.000	0	0	0
Evansville (1999)							
Indiana (2002)							
Agnus Berenato (Mount St. Mary's [Md.] '80)	2	0	2	.000	0	0	0
Georgia Tech (1993-2003)							
Lewis Bivens (Tenn. Wesleyan '74)	2	0	2	.000	0	0	0
Middle Tenn. (1988-96)							
Andy Blackston (Lipscomb '98)	1	0	1	.000	0	0	0
Austin Peay (2004)							
Gary Blair (Texas Tech '72)	11	14	11	.560	0	0	1
Stephen F. Austin (1988-89-90-91-92-93)							
Arkansas (95-98-2001-02-03)							
*Kittie Blakemore (James Madison '50)	2	2	2	.500	0	0	0
West Virginia (1989-92)							
Lisa Bluder (Northern Iowa '83)	7	3	7	.300	0	0	0
Drake (1995-97-98-2000)							
Iowa (2001-02-04)							
*Jim Bolla (Pittsburgh '75)	7	3	7	.333	0	0	0
UNLV (1984-85-86-89-90-91-94)							
*Sheila Strike Bolla (Laurentian '75)	3	0	3	.000	0	0	0
UNLV (1984-85-86-95)							
Joan Bonvicini (Southern Conn. St. '75)	16	23	16	.590	0	0	2
Long Beach St. (1982-83-84-85-86-87-88-89-90-91)							
Arizona (1997-98-99-2000-03-04)							
Kevin Borseth (Lake Superior St. '76)	5	1	5	.167	0	0	0
Wis.-Green Bay (1999-2000-02-03-04)							
Pam Borton (Defiance '87)	3	6	3	.667	0	0	1
Vermont (1994)							
Minnesota (2003-04)							
Sarah Botham (Notre Dame '88)	1	0	1	.000	0	0	0
Wis.-Milwaukee (2001)							
Tony Bozzella (Seton Hall '88)	1	0	1	.000	0	0	0
Long Island (2001)							
Charles Branum (West Ala. '64)	1	0	1	.000	0	0	0
South Ala. (1987)							
Barbie Breedlove (Springfield '79)	1	0	1	.000	0	0	0
Appalachian St. (1999)							
Lynn Bria (Charleston [W. Va.] '90)	1	0	1	.000	0	0	0
UCF (1999)							
Doug Bruno (DePaul '73)	9	4	9	.308	0	0	0
DePaul (1990-91-92-93-95-96-97-2003-04)							
Kurt Budke (Washburn '84)	2	4	2	.667	0	0	0
Louisiana Tech (2003-04)							
Cheryl Burnett (Kansas '81)	10	14	10	.583	0	0	2
Southwest Mo. St. (1991-92-93-94-95-96-98-99-2000-01)							
Beth Burns (Ohio Wesleyan '79)	5	1	5	.167	0	0	0
San Diego St. (1993-94-95-97)							
Ohio St. (1999)							
Jean Marie Burr (New Hampshire '77)	1	0	1	.000	0	0	0
Brown (1994)							
Sal Buscaglia (Canisius '76)	1	0	1	.000	0	0	0
Manhattan (2003)							
Patricia Cage-Bibbs (Grambling '72)	6	0	6	.000	0	0	0
Grambling (1994-96-97)							
Hampton (2000-03-04)							
Mike Carey (Salem '80)	1	0	1	.000	0	0	0
West Virginia (2004)							
Sherry Carter (South Carolina '74)	2	0	2	.000	0	0	0
Furman (1995-2000)							
Gina Castelli (Canisius College '86)	1	0	1	.000	0	0	0
Siena (2001)							
Royce Chadwick (Southwestern Okla. '80)	6	4	6	.400	0	0	0
Stephen F. Austin (1995-96-97-98-99-2000)							
Van Chancellor (Mississippi St. '66)	14	15	14	.517	0	0	0
Mississippi (1982-83-84-85-86-87-88-89-90-91-92-94-95-96)							

*Co-Head Coach



NCAA Photo by Jamie Schaberow

Michigan coach Cheryl Burnett took her former team, Southwest Missouri State, to the Women's Final Four twice and owns a 14-10 record in tournament play.

Question...

Name the former Division I women's basketball committee chair who also coached a school to an NCAA tournament appearance?

Answer...

Maryalyce Jeremiah. She coached Indiana to the 1983 tournament then led Cal St. Fullerton to two appearances in 1989 and 1991.

Tournament trivia

THE COACHES

NCAA Photo by Jamie Schaberow



Jody Conradt led Texas to the 2003 Women's Final Four. The coach was last on the national championship stage in 1987 and was victorious in 1986. Conradt has won more than 60 percent of her tournament games.

Coach (Alma Mater)	Yrs.	Tourn. Record		Pct.	Women's Final Four		
School (Years)		Won	Lost		CH	2nd	3rd
Bud Childers (Charleston So. '79)	3	2	3	.400	0	0	0
Louisville (1993-95-97)							
Joe Ciampi (Mansfield '68)	16	28	16	.636	0	3	0
Auburn (1982-83-85-86-87-88-89-90-91-92-94-96-97-99-2000-04)							
Keith Cieplicki (William & Mary '85)	1	0	1	.000	0	0	0
Vermont (2000)							
*Martin Clapp (Murray St. '89)	3	1	3	.250	0	0	0
Louisville (1998-99-2001)							
Jaci Clark (Wis.-Milwaukee '84)	2	0	2	.000	0	0	0
Bowling Green (1993-94)							
Sherri Coale (Oklahoma Christian '87)	5	10	5	.667	0	1	0
Oklahoma (2000-01-02-03-04)							
Tom Collen (Bowling Green '77)	4	4	4	.500	0	0	0
Colorado St. (1998-99-2001-02)							
Beth Combs (Illinois '92)	1	0	1	.000	0	0	0
Colgate (2004)							
Jody Conradt (Baylor '63)	20	30	19	.612	1	0	2
Texas (1983-84-85-86-87-88-89-90-91-92-93-94-96-97-99-2000-01-02-03-04)							
Mary Taylor Cowles (Western Ky. '92)	1	0	1	.000	0	0	0
Western Ky. (2003)							
Pat Coyle (Rutgers '82)	2	0	2	.000	0	0	0
Loyola (Md.) (1994-95)							
Joe Curl (Wayne St. [Neb.] '78)	2	1	2	.333	0	0	0
Stephen F. Austin (94)							
Houston (2004)							
Kristy Curry (La.-Monroe '78)	5	12	5	.706	0	1	0
Purdue (2000-01-02-03-04)							
Nancy Darsch (Springfield '73)	7	11	7	.611	0	1	0
Ohio St. (1986-87-88-89-90-93-96)							
June Daugherty (Ohio St. '78)	5	3	5	.375	0	0	0
Boise St. (1994)							
Washington (1997-98-2001-03)							
Jim Davis (Tenn. Wesleyan '70)	14	14	14	.500	0	0	0
Clemson (1988-89-90-91-92-93-94-96-97-98-99-2000-01-02)							
Kathy Delaney-Smith (Bridgewater St. '71)	5	1	5	.167	0	0	0
Harvard (1996-97-98-2002-03)							
Chris Denker (Oregon '90)	1	0	1	.000	0	0	0
Santa Clara (2002)							
Ed DiGregorio (Mt. Union '51)	3	1	3	.250	0	0	0
Youngstown St. (1996-98-2000)							
Pat Dobratz (South Dakota '73)	1	0	1	.000	0	0	0
Idaho (1985)							
Lin Dunn (Tenn.-Martin '69)	7	10	7	.588	0	0	1
Purdue (1989-90-91-92-94-95-96)							
Janice Dykehouse-Allen (Grand Valley St. '76) ..	1	0	1	.000	0	0	0
Florida St. (1983)							
Mark Ehlen (Ohio St. '75)	5	1	5	.166	0	0	0
Xavier (1993)							
Toledo (1996-97-99-2001)							
Elaine Elliott (Boise St. '77)	11	4	11	.267	0	0	0
Utah (1986-89-90-91-95-96-97-98-2000-01-03)							
Sarah Evans-Moore (Stanford '86)	1	0	1	.000	0	0	0
Marshall (1997)							
Sharon Fanning (Chattanooga '75)	5	3	5	.375	0	0	0
Kentucky (1991)							
Mississippi St. (1999-2000-02-03)							
Claudette Farmer (Florida A&M '79)	2	0	2	.000	0	0	0
Florida A&M (1995-99)							
Joey Favalaro (Tulane '73)	1	0	1	.000	0	0	0
New Orleans (1987)							
Kathy Fedorjaka (Fairfield '90)	1	0	1	.000	0	0	0
Bucknell (2002)							
Bill Fennelly (William Penn '79)	9	11	9	.550	0	0	0
Toledo (1991-92-95)							
Iowa St. (1997-98-99-2000-01-02)							
Jerry Finkbeiner (Southern Naz. '80)	2	0	2	.000	0	0	0
Oral Roberts (1999-2001)							
Peggy Fiehrer (Spalding '72)	2	0	2	.000	0	0	0
Louisville (1983-84)							
*Melinda Fischer (Illinois St. '72)	2	0	2	.000	0	0	0
Illinois St. (1983-85)							
Don Flanagan (Fort Lewis '71)	4	2	4	.333	0	0	0
New Mexico (1998-2002-03-04)							
Bob Foley (Villanova '74)	5	2	5	.286	0	0	0
Providence (1986-89-90-91-92)							
Nell Fortner (Texas '82)	1	1	1	.500	0	0	0
Purdue (1997)							
Jim Foster (Temple '80)	18	26	18	.591	0	0	1
St. Joseph's (1985-86-87-88-89-90)							
Vanderbilt (1992-93-94-95-96-97-98-2000-01-02)							
Ohio St. (2003-04)							

*Co-Head Coach

Question...

Name the coach who won the NCAA championship as a player and led a team to the 2002 NCAA tournament as a coach?

Answer...

Jennifer Rizzotti. She played a key role in Connecticut's 35-0 undefeated title run in 1995 and, in 2002, guided Hartford to its first-ever NCAA tournament berth.

Tournament trivia

Coach (Alma Mater) School (Years)	Tourn. Record			Pct.	Women's Final Four		
	Yrs.	Won	Lost		CH	2nd	3rd
Gooch Foster (Peabody '63) California (1990-92-93)	3	1	3	.250	0	0	0
Suzanne Fox (Abilene Christian '90) Texas St. (2003)	1	0	1	.000	0	0	0
Beckie Francis (Colgate '87) Oakland (2002)	1	0	1	.000	0	0	0
Keith Freeman (Huntington [Ind.] '86) Valparaiso (2003-04)	2	0	2	.000	0	0	0
Freda Freeman-Jackson (Alabama St. '84) Alabama St. (2003)	1	0	1	.000	0	0	0
Mark French (UC Santa Barb. '73) UC Santa Barb. (1992-93-97-98-99-2000-01-02-03-04)	10	7	10	.412	0	0	0
Marianna Freeman (Cheyney '79) Syracuse (2002)	1	0	1	.000	0	0	0
Brenda Oldfield Frese (Arizona '93) Minnesota (2002) Maryland (2004)	2	2	2	.500	0	0	0
Stephanie Gaitley (Villanova '82) Richmond (1990-91) St. Joseph's (1994-95-97-99-2000)	7	3	7	.300	0	0	0
Kevin Gallagher (Rider '72) La Salle (1983)	1	0	1	.000	0	0	0
Liz Galloway-McQuitter (UNLV '78) Northern Ill. (1995)	1	0	1	.000	0	0	0
Fern Gardner (Utah St. '61) Utah (1983)	1	0	1	.000	0	0	0
Susie Gardner (Georgia '86) Austin Peay St. (2001-02-03)	3	0	3	.000	0	0	0
Ada Gee (Colorado Col. '83) Vanderbilt (1991)	1	2	1	.667	0	0	0
Bill Gibbons, Jr. (Clark [Mass.] '81) Holy Cross (1989-91-95-96-98-99-2000-01-03)	9	1	9	.100	0	0	0
Brian Giorgis (Cortland St. '77) Marist (2004)	1	0	1	.000	0	0	0
Chris Gobrecht (Southern California '77) Washington (1986-87-88-89-90-91-93-94-95)	9	11	9	.550	0	0	0
Gail Goestenkers (Saginaw Valley '85) Duke (1995-96-97-98-99-2000-01-02-03-04)	10	26	10	.722	0	1	2
Laura Golden (Florida St. '64) Central Mich. (1983-84) Illinois (1986-87)	4	2	4	.333	0	0	0
Vince Goo (Southern Ore. '69) Hawaii (1989-90-94-96-98)	5	1	5	.167	0	0	0
Mike Granelli (Mt. St. Mary's '61) St. Peter's (1982-92-93-97-99-2000-02)	7	0	7	.000	0	0	0
Kelly Graves (New Mexico '88) St. Mary's (Cal.) (1999)	1	0	1	.000	0	0	0
Carey Green (Coastal Caro. '79) Liberty (2000-01-02-03-04)	5	0	5	.000	0	0	0
Kelly Greenberg (La Salle '89) Pennsylvania (2001-04)	2	0	2	.000	0	0	0
Drema Greer (Clemson '79) Ga. Southern (1993-94)	2	0	2	.000	0	0	0
Theresa Greutz (Immaculata '74) Rutgers (1986-87-88-89-90-91-92-93-94) Illinois (1997-98-99-2000-03)	14	14	14	.500	0	0	0
Sue Guevara (Saginaw Valley '82) Michigan (1998-2000-01)	3	1	3	.250	0	0	0
Sue Gunter (Peabody '62) LSU (1984-86-87-88-89-90-91-97-99-2000-01-02-03-04)	14	20	14	.588	0	0	1
Terry Hall (Indiana St. '66) Kentucky (1982-83-86)	3	2	3	.400	0	0	0
Dick Halterman (Truman '74) Oklahoma St. (1989-90-91-93-94-95-96)	7	4	7	.364	0	0	0
Carol Hammerle (Northern Mich. '70) Wis.-Green Bay (1994-98)	2	0	2	.000	0	0	0
Linda Harper (Northwestern St. '65) La. Monroe (1985-87)	4	5	4	.556	0	0	1
*Scott Harrelson (Texas St. '79) West Virginia (1989-92)	2	2	2	.500	0	0	0
Candi Harvey (Ouachita Baptist '79) Texas A&M (1996)	1	0	1	.000	0	0	0
Sylvia Hatchell (Carson-Newman '74) North Carolina (1987-92-93-94-95-97-98-99-2000-02-03-04)	12	22	11	.667	1	0	0
Elwin Heiny (German Sports U. '69) Oregon (1982-84-87)	3	1	3	.250	0	0	0
Bonnie Hendrickson (St. Cloud St. '86) Virginia Tech (1998-99-2001-03-04)	5	6	5	.545	0	0	0
Lea Henry (Tennessee '83) Georgia St. (2001-02-03)	3	0	3	.000	0	0	0
Jim Hess (Eastern Mich. '85) Western Mich. (1985)	1	0	1	.000	0	0	0

*Co-Head Coach

Question...

Among active coaches, Tennessee's Pat Summitt has led the Lady Vols to every NCAA tournament appearance (23). What coach ranks behind her for NCAA tournament appearances among active coaches?

Answer...

See photo on page 98.

Tournament trivia

THE COACHES

NCAA Photo by Jim Gund



In 21 NCAA tournament appearances, Andy Landers and Georgia are 41-21 and have played twice for the national title.

Coach (Alma Mater) School (Years)	Yrs.	Tourn. Record		Pct.	Women's Final Four		
		Won	Lost		CH	2nd	3rd
Jerry Hester (Troy '75)..... Troy (1997)	1	0	1	.000	0	0	0
Lynn Hickey (Ouachita Baptist '73) Kansas St. (1982-83-84) Texas A&M (1994)	4	5	4	.556	0	0	0
*Mary Hile-Nepfel (San Francisco '81) San Francisco (1995-96-97)	3	2	3	.400	0	0	0
Barbara Hilke (Western Ore. '74) Eastern Ill. (1988)	1	0	1	.000	0	0	0
Aki Hill (Japan AAU, UCLA John Wooden Program '72) Oregon St. (1983-84-94-95)	4	2	4	.333	0	0	0
Myndi Hill (Heidelberg '91) St. Francis (Pa.) (2000-02-03)	3	0	3	.000	0	0	0
Linda Hill-MacDonald (West Chester '70)..... Minnesota (1994)	1	1	1	.500	0	0	0
*Sonja Hogg (Louisiana Tech '68) Louisiana Tech (1982-83-84-85)	4	14	3	.824	1	1	1
Caren Horstmeyer (Santa Clara '84) Santa Clara (1992-94-98-99)	4	1	4	.200	0	0	0
*Jill Hutchison (New Mexico '68) Illinois St. (1983-85-89)	3	1	3	.250	0	0	0
Cathy Inglesse (Southern Conn. St. '80)..... Vermont (92-93) Boston College (99-2000-02-03-04)	7	6	7	.462	0	0	0
Larry Inman (Austin Peay '70) Middle Tenn. (1983-84-85-86) Eastern Ky. (1997)	5	2	5	.286	0	0	0
Jim Izard (Mississippi '70) Indiana (1994-95)	2	0	2	.000	0	0	0
Jim Jabir (Nazareth '84) Marquette (1994-95)	2	0	2	.000	0	0	0
Barbara Jacobs (Wis.-La Crosse '71) Syracuse (1985-88)	2	0	2	.000	0	0	0
Michelle Jacoby (Pacific '89) St. Mary's (Cal.) (2001)	1	1	1	.500	0	0	0
Kay James (Mississippi-Women '69) Southern Miss. (1985-87-89-90-92-94-95-96)	8	4	8	.333	0	0	0
Maryalce Jeremiah (Cedarville '65) Indiana (1983) Cal St. Fullerton (1989-91)	3	2	3	.400	0	0	0
Frozena Jerro (Arizona St. '93) Cal St. Northridge (1999)	1	0	1	.000	0	0	0
Mary Lou Johns (Memphis '64) Memphis (1982-85-87)	3	1	3	.250	0	0	0
Jeff Judkins (Utah '78) Brigham Young (2002-03)	2	2	2	.500	0	0	0
Terry Kelly (Covenant '76)..... South Carolina (1982)	1	1	1	.500	0	0	0
Jessie Kenlaw (Savannah St. '75) Houston (1992)	1	0	1	.000	0	0	0
Patrick Knapp (Widener '75)..... Georgetown (1993)	1	2	1	.667	0	0	0
Ferne Labati (East Stroudsburg '66) Miami (Fla.) (1989-92-93-98-2003-04)	6	2	6	.250	0	0	0
Andy Landers (Tennessee Tech '74) Georgia (82-83-84-85-86-87-88-89- 90-91-93-95-96-97-98-99-2000-01-02-03-04)	21	41	21	.661	0	2	3
Karen Langeland (Calvin '70) Michigan St. (1991-96-97)	3	2	3	.400	0	0	0
Wendy Larry (Old Dominion '77) Old Dominion (1988-89-90-92-93-94-95-96- 97-98-99-2000-01-02-03-04)	16	20	16	.556	0	1	0
Teresa Lawrence-Phillips (Vanderbilt '80) Tennessee St. (1994-95)	2	0	2	.000	0	0	0
Angie Lee (Iowa '84) Iowa (1996-97-98)	3	4	3	.571	0	0	0
Phil Lee (Campbell '70)..... Vanderbilt (1986-87-89-90)	4	2	4	.333	0	0	0
Joye Lee-McNelis (Southern Miss. '86) Memphis (1995-96-97-98)	4	1	4	.200	0	0	0
Courtney Leishman (Utah St. '76)..... Brigham Young (1984-85)	2	0	2	.000	0	0	0
Debbie Leonard (High Point '74) Duke (1987)	1	1	1	.500	0	0	0
Lubomyr Lichonczak (Idaho '78) Radford (1994-95-96)	3	0	3	.000	0	0	0
Bob Lindsay (Massachusetts '76) Kent St. (1996-98-2000-02)	4	1	4	.200	0	0	0
Nikita Lowry (Ohio St. '90) Detroit (1997)	1	0	1	.000	0	0	0
Annette Lynch (Illinois St. '68) Northwestern (1982)	1	0	1	.000	0	0	0
Linda MacDonald (West Chester '70) Temple (1989)	1	1	1	.500	0	0	0

*Co-Head Coach

Tournament trivia

Question...

Who are the three coaches who have led their alma maters to the Women's Final Four?

Answer...

Leon Barmore (Louisiana Tech),
Sonia Hogg (Louisiana Tech) and
Wendy Larry (Old Dominion).

Coach (Alma Mater) School (Years)	Tourn. Record			Pct.	Women's Final Four		
	Yrs.	Won	Lost		CH	2nd	3rd
Sadie Magee (Alcorn St. '52)	2	0	2	.000	0	0	0
Jackson St. (1982-83)							
Joy Malchodi (Ithaca '70)	1	0	1	.000	0	0	0
Northeastern (1999)							
Phyllis Mangina (Seton Hall '81)	2	3	2	.600	0	0	0
Seton Hall (1994-95)							
Kathy Marpe (Minnesota '71)	2	0	2	.000	0	0	0
San Diego (1993-2000)							
Tina Martin (Lock Haven '86)	1	0	1	.000	0	0	0
Delaware (2001)							
Colleen Matsuhara (Cal St. Sacramento '74) ..	1	0	1	.000	0	0	0
UC Irvine (1995)							
Bernadette Mattox (Georgia '81)	1	1	1	.500	0	0	0
Kentucky (1999)							
Joanne P. McCallie (Northwestern '87)	8	2	8	.200	0	0	0
Maine (95-96-97-98-99-2000)							
Michigan St. (2003-04)							
LaDonna McClain (Mo. Southern St. '87)	1	0	1	.000	0	0	0
Austin Peay (1996)							
Dotty McCrea (Monmouth '73)	1	0	1	.000	0	0	0
Stanford (1982)							
Glenn McDonald (Long Beach St. '84)	1	0	1	.000	0	0	0
Long Beach St. (1992)							
Muffet McGraw (St. Joseph's '77)	11	21	10	.677	1	0	1
Notre Dame (1992-94-96-97-98-99-2000-01-02-03-04)							
Winthrop McGriff (Wisconsin '62)	1	3	1	.750	0	0	1
Cheyney (1984)							
Kevin McGuff (St. Joseph's [Ind.] '92)	1	0	1	.000	0	0	0
Xavier (2003)							
Maura McHugh (Old Dominion '75)	2	1	2	.333	0	0	0
Oklahoma (1986)							
Arizona St. (1992)							
Ardie McInelly (Boise St. '82)	1	0	1	.000	0	0	0
Idaho State (2001)							
Margaret McKeon [St. John's (N.Y.) '91]	1	0	1	.000	0	0	0
Boston U. (2003)							
Joe McKeown (Kent St. '78)	13	12	13	.480	0	0	0
New Mexico St. (87-88)							
George Washington (91-92-94-95-96-97-98-2000-01-03-04)							
Christy McKinney (North Carolina St.)	1	0	1	.000	0	0	0
Rice (2000)							
Marynell Meadors (Middle Tenn. '65)	4	1	4	.200	0	0	0
Tennessee Tech (1982-85)							
Florida St. (1990-91)							
Katie Meier (Duke '89)	1	0	1	.000	0	0	0
Charlotte (2003)							
Suzy Merchant (Central Mich. '91)	1	0	1	.000	0	0	0
Eastern Mich. (2004)							
Cheryl Miller (Southern California '86)	2	3	2	.600	0	0	0
Southern California (1994-95)							
John Miller (St. Charles Seminary '69)	2	1	2	.333	0	0	0
La Salle (1988-89)							
Regina Miller (Old Dominion '84)	2	0	2	.000	0	0	0
Western Ill. (1995)							
UNLV (2002)							
Jeannie Milling (South Ala. '72)	2	2	2	.500	0	0	0
UAB (1994-2000)							
Terri Mitchell (Duquesne '89)	4	2	4	.333	0	0	0
Marquette (1997-98-99-2004)							
Jeff Mittie (Mo. Western St. '89)	4	4	4	.500	0	0	0
TCU (2001-02-03-04)							
Rick Moody (Troy '76)	8	15	8	.652	0	0	1
Alabama (1992-93-94-95-96-97-98-99)							
Billie Moore (Washburn '66)	4	3	4	.429	0	0	0
UCLA (1983-85-90-92)							
Wes Moore (Tennessee '86)	4	1	4	.200	0	0	0
Chattanooga (2001-02-03-04)							
Sheila Moorman (Brigham Young '68)	6	7	6	.538	0	0	0
James Madison (1986-87-88-89-91-96)							
Bill "Speedy" Morris (St. Joseph's '73)	1	0	1	.000	0	0	0
La Salle (1986)							
Kevin Morris (Scranton '86)	1	0	1	.000	0	0	0
Fordham (1994)							
Matilda Mossman (Western Ky. '79)	1	0	1	.000	0	0	0
Kansas St. (1987)							
Kim Mulkey-Robertson (Louisiana Tech '84)	3	3	3	.500	0	0	0
Baylor (2001-02-04)							
Joe Mullaney, Jr. (Providence '78)	1	1	1	.500	0	0	0
St. John's (N.Y.) (1988)							
Mary Murphy (Northwestern '80)	1	0	1	.000	0	0	0
Wisconsin (1992)							
Lois Myers (Ga. Southern '75)	1	0	1	.000	0	0	0
Alabama (1988)							

*Co-Head Coach



NCAA Photo by Jim Gund

The 2001 national championship coach, Muffet McGraw, has taken Notre Dame to two Women's Final Fours and boasts a 21-10 tournament record.

Question...

Name the five schools that have been taken to the NCAA tournament by four different coaches.

Answer...

Brigham Young, Ohio St., Purdue, Southern California and Stephen F. Austin.

Tournament trivia

THE COACHES

Coach (Alma Mater) School (Years)	Yrs.	Tourn. Record		Pct.	Women's Final Four		
		Won	Lost		CH	2nd	3rd
Judy Nelson (Oklahoma '72).....	1	0	1	.000	0	0	0
North Texas (1986)							
San Francisco (1995-96-97)							
*Bill Nefel (Cortland St. '74).....	3	2	3	.400	0	0	0
San Francisco (1995-96-97)							
Dianne Nolan (Rowan '73).....	4	0	4	.000	0	0	0
Fairfield (1988-91-98-2001)							
Joanie O'Brien (Penn St. '86).....	2	0	2	.000	0	0	0
Massachusetts (1996-98)							
Kathy Olivier (UNLV '82).....	4	4	4	.500	0	0	0
UCLA (1998-99-2000-04)							
June Olkowski (Rutgers '82).....	1	0	1	.000	0	0	0
Butler (1996)							
Mary Ann Otwell (Ouachita Baptist '64).....	2	0	2	.000	0	0	0
Stephen F. Austin (1982-83)							
Togo Palazzi (Holy Cross '54).....	1	0	1	.000	0	0	0
Holy Cross (1985)							
Milton Parker (N.C. Central '65).....	1	1	1	.500	0	0	0
Monmouth (1983)							
Craig Parrott (Southern Miss. '79).....	2	0	2	.000	0	0	0
Chattanooga (1989-92)							
Cathy Parson (West Virginia '84).....	1	0	1	.000	0	0	0
Howard (2001)							
Debbie Patterson (Rockford '79).....	4	4	4	.500	0	0	0
Kansas St. (1997-2002-03-04)							
Carolyn Peck (Vanderbilt '88).....	3	10	2	.833	1	0	0
Purdue (1998-99)							
Florida (2004)							
Andrew Pennington (Tougaloo '73).....	1	0	1	.000	0	0	0
Jackson St. (1995)							
Don Perrelli (Southern Conn. St. '61).....	7	3	7	.300	0	0	0
St. John's (N.Y.) (1983-84)							
Northwestern (1987-90-91-93-97)							
Harry Perretta (Lycoming '78).....	8	7	8	.467	0	0	0
Villanova (1986-87-88-89-2001-02-03-04)							
Laurie Pirtle (Ohio St. '80).....	4	1	4	.200	0	0	0
Cincinnati (1989-99-2002-03)							
Burl Plunkett (Centenary, [La.] '55).....	1	1	1	.500	0	0	0
Oklahoma (1995)							
David Ponton (Southern U. '85).....	2	0	2	.000	0	0	0
Grambling (1998-99)							
Jill Poe (West Virginia '89).....	1	0	1	.000	0	0	0
St. Francis (Pa.) (2004)							
Rene Portland (Immaculata '75).....	20	26	20	.565	0	0	1
Penn St. (1982-83-84-85-86-87-88-90-91-92-93-94-95-96-99-2000-01-02-03-04)							
Amy Pritchard (Northwestern '83).....	1	0	1	.000	0	0	0
Ohio (1986)							
Jenny Przekwas (Wyoming '86).....	4	0	4	.000	0	0	0
St. Francis (Pa.) (1996-97-98-99)							
Sandy Pugh (Northwestern St. '87).....	2	0	2	.000	0	0	0
Southern U. (2002-04)							
Bruce Rasmussen (Northern Iowa '71).....	1	1	1	.500	0	0	0
Creighton (1992)							
Marsha Reall (Ohio St. '75).....	1	0	1	.000	0	0	0
Ohio (1995)							
Rick Reeves (Indiana St. '81).....	3	0	3	.000	0	0	0
Liberty (1997-98-99)							
Harold Rhodes (Washington St. '77).....	1	0	1	.000	0	0	0
Washington St. (1991)							
Jerry Richardson (Northwestern St. '79).....	1	0	1	.000	0	0	0
UCF (1996)							
Earnest Riggins (Mississippi Val. '58).....	2	2	2	.500	0	0	0
San Diego St. (1984-85)							
Lee Ann Riley (Baylor '85).....	1	0	1	.000	0	0	0
Stephen F. Austin (2002)							
Jennifer Rizzotti (Connecticut '96).....	1	0	1	.000	0	0	0
Hartford (2002)							
Linda Robinson (Mars Hill '78).....	3	0	3	.000	0	0	0
Appalachian St. (1990-91-96)							
Rhonda Rompolo (Southern Methodist '83).....	6	3	6	.333	0	0	0
Southern Methodist (1994-95-96-98-99-2000)							
Carol Ross (Mississippi '82).....	10	8	10	.444	0	0	0
Florida (1993-94-95-96-97-98-99-2001-02)							
Mississippi (2004)							
Jody Runge (Kentucky '85).....	8	3	8	.273	0	0	0
Oregon (1994-95-96-97-98-99-2000-01)							
Cindy Russo (Old Dominion '75).....	6	3	6	.333	0	0	0
Florida Int'l (1994-95-97-98-99-2002)							
Joann Rutherford (Pittsburg St. '71).....	6	2	6	.250	0	0	0
Missouri (1982-83-84-85-86-94)							
Debbie Ryan (Ursinus '75).....	20	30	20	.600	0	1	2
Virginia (1984-85-86-87-88-89-90-91-92-93-94-95-96-97-98-99-2000-01-02-03)							

*Co-Head Coach

Coach (Alma Mater) School (Years)	Tourn. Record			Pct.	Women's Final Four		
	Yrs.	Won	Lost		CH	2nd	3rd
Joyce Sake (San Diego St. '85) Washington (1985)	1	0	1	.000	0	0	0
Joe Sanchez (Texas A&M-Corpus Christi '71) Wake Forest (1988)	1	1	1	.500	0	0	0
Paul Sanderford (Methodist '72) Western Ky. (1985-86-87-88-89-90-91-92-93-94-95-97) Nebraska (1998-99-2000)	15	16	15	.516	0	1	2
Jane Schroeder (Kansas St. '71) Illinois (1982)	1	0	1	.000	0	0	0
Cindy Scott (Memphis '75) Southern Ill. (1986-87-90-92)	4	2	4	.333	0	0	0
Robin Selvig (Montana '74) Montana (1983-84-86-88-89-90-91-92-94-95-96-97-98-2000-04)	15	6	15	.286	0	0	0
Sue Semrau (UC San Diego '85) Florida St. (2001)	1	1	1	.500	0	0	0
Linda Sharp (Cal St. Fullerton '73) Southern California (1982-83-84-85-86-87-88) Texas St. (1997)	8	19	6	.760	2	1	0
Marsha Sharp (Wayland Baptist '74) Texas Tech (1984-86-90-91-92-93-94-95-96-97-98-99-2000-01-02-03-04)	17	28	16	.636	1	0	0
Michele Sharp (West Chester '80) Manhattan (1996)	1	0	1	.000	0	0	0
Bill Sheahan (Georgetown '60) Mt. St. Mary's (1994-95)	2	0	2	.000	0	0	0
Trent Shippen (Colorado St. '90) Brigham Young (2000)	1	0	1	.000	0	0	0
Willie Simon (Allen '58) South Carolina St. (1983)	1	1	1	.500	0	0	0
Julienne Simpson (John Kennedy '74) Arizona St. (1982-83)	2	2	2	.500	0	0	0
Steve Small (Campbellsville '70) Western Ky. (1998-2000)	2	2	2	.500	0	0	0
James Smith (La.-Monroe '75) Northwestern St. (1989-2004)	2	0	2	.000	0	0	0
Stephany Smith (Harding '88) Middle Tenn. (1998-2004)	2	1	2	.333	0	0	0
Bill Smithpeters (Otterbein '57) Eastern Wash. (1987)	1	0	1	.000	0	0	0
Kathy Solano (Cortland St. '78) Manhattan (1987-90)	2	0	2	.000	0	0	0
Jim Sollars (Seattle Pacific '66) Portland (1994-95-96-97)	4	0	4	.000	0	0	0
Judy Spoelstra (Oregon St. '83) Montana St. (1993) Oregon St. (1996)	2	0	2	.000	0	0	0
Dawn Staley (Virginia '92) Temple (2002-04)	2	0	2	.000	0	0	0
*Marianne Stanley (Immaculata '76) Old Dominion (1982-83-84-85-87) Southern California (1991-92-93) Stanford (1996)	9	20	8	.714	1	0	2
Cindy Stein (Illinois '84) Missouri (2001-04)	2	2	2	.500	0	0	0
Ron Stewart (Indiana '71) Western Mich. (2003)	1	0	1	.000	0	0	0
Lisa Stockton (Wake Forest '86) Tulane (1995-96-97-98-99-2000-01-02-03)	9	3	9	.250	0	0	0
Lisa Stone (Iowa '84) Drake (2001-02)	2	2	2	.500	0	0	0
Vivian Stringer (Slippery Rock '70) Cheyney (82-83) Iowa (1986-87-88-89-90-91-92-93-94) Rutgers (1998-99-2000-01-03-04)	17	26	17	.605	0	1	2
Pat Summitt (Tenn.-Martin '74) Tennessee (1982-83-84-85-86-87-88-89-90-91-92-93-94-95-96-97-98-99-2000-01-02-03-04)	23	85	17	.833	6	5	4
John Sutherland (Kent St. '81) Arkansas (1986-89-90-91)	4	4	4	.500	0	0	0
James Sweat (Virginia St. '59) Norfolk St. (2002)	1	0	1	.000	0	0	0
Pam Tanner (Illinois St. '89) Denver (2001)	1	0	1	.000	0	0	0
Carla Taylor (Weber St. '84) Weber St. (2002-03)	2	0	2	.000	0	0	0
Mark Trakh (Long Beach St. '80) Pepperdine (2000-02-03)	3	0	3	.000	0	0	0
Annie Tribble (Clemson '66) Clemson (1982)	1	0	1	.000	0	0	0
Sue Troyan (Dickinson '88) Lehigh (1997)	1	0	1	.000	0	0	0
*Amy Tucker (Ohio St. '82) Stanford (1996)	1	4	1	.800	0	0	1

*Co-Head Coach

Question...

Who are the two Women's Final Four Most Outstanding players who also coached a team to the NCAA tournament?

Answer...

Cheryl Miller and Dawn Staley. Miller won back-to-back Women's Final Four MOP awards in 1983 and 1984 leading Southern California to consecutive national championships. Miller then coached her alma mater to NCAA tournament appearances in 1994 and 1995. Staley earned 1991 Women's Final Four MOP honors in leading Virginia to the title game. The Philadelphia native entered the coaching ranks at Temple in 2002 and led the Owls to their first tournament berth in 2002.

Tournament trivia

Question...

Name the coach whose last game at a school was winning the national championship.

Answer...

Carolyn Peck. Peck guided Purdue to the 1999 title then left the college ranks to become head coach and general manager of the WNBA's Orlando Miracle. She returned to a collegiate helm for the 2002-03 season as head coach at the University of Florida.

Coach (Alma Mater) School (Years)	Yrs.	Tourn. Record		Pct.	Women's Final Four		
		Won	Lost		CH	2nd	3rd
Charli Turner Thorne (Stanford '88)	2	0	2	.000	0	0	0
Arizona St. (2001-02)							
Sanya Tyler (Howard '79)	4	0	4	.000	0	0	0
Howard (1982-96-97-98)							
Bud Van De Wege (Michigan '80)	1	1	1	.500	0	0	0
Michigan (1990)							
Tara VanDerveer (Indiana '75)	19	38	17	.691	2	0	3
Ohio St. (82-84-85)							
Stanford (88-89-90-91-92-93-94-95-97-98-99-2000-01-02-03-04)							
Sharon Versyp (Purdue '89)	1	0	1	.000	0	0	0
Maine (2004)							
Fran Voll (Bowling Green '68)	4	1	4	.200	0	0	0
Bowling Green (1987-88-89-90)							
Shirley Walker (Alcorn St. '68)	2	0	2	.000	0	0	0
Alcorn St. (2000-01)							
Susan Walvius (Virginia Tech '80)	2	4	2	.667	0	0	0
South Carolina (2002-03)							
Laurel Wartluff (John Kennedy '75)	1	0	1	.000	0	0	0
Kent St. (1982)							
Marian Washington (West Chester '70)	11	9	11	.450	0	0	0
Kansas (1987-88-92-93-94-95-96-97-98-99-2000)							
Wanda Watkins (Campbell '79)	1	0	1	.000	0	0	0
Campbell (2000)							
Ken Weeks (Mississippi St. '67)	1	1	1	.500	0	0	0
Alabama (1984)							
Chris Weller (Maryland '66)	12	12	12	.500	0	0	2
Maryland (1982-83-84-86-88-89-90-91-92-93-97-2001)							
*Sara White (Wake Forest '91)	2	1	2	.333	0	0	0
Louisville (1998-99)							
Chris Wielgus (Springfield '74)	4	0	4	.000	0	0	0
Dartmouth (1983-95-99-2000)							
Julie Wilhoit [Marian College (Ind.) '85]	1	0	1	.000	0	0	0
Loyola Marymount (2004)							
Fred Williams (Boise St. '80)	1	1	1	.500	0	0	0
Southern California (1997)							
Greg Williams (Rice '70)	2	1	2	.333	0	0	0
Houston (1988)							
Colorado St. (1996)							
Jeanie Wilson (Brigham Young '74)	1	0	1	.000	0	0	0
Brigham Young (1993)							
Nancy Wilson (Coker '73)	5	3	5	.375	0	0	0
South Carolina (1986-88-89-90-91)							
Bill Worrell (Tennessee Tech '68)	8	3	8	.273	0	0	0
Tennessee Tech (1987-89-90-91-92-93-99-2000)							
Connie Yori (Creighton '86)	2	1	2	.333	0	0	0
Creighton (1994-2002)							
Kay Yow (East Caro. '64)	17	17	17	.500	0	0	1
North Carolina St. (1982-83-84-85-86-87-89-90-91-95-96-97-98-99-2001-04)							
Linda Ziemke (West Chester '73)	1	0	1	.000	0	0	0
Rhode Island (1996)							

***Co-Head Coaches In NCAA Tournament Play**

Team	Years (Record)	Coaches
Illinois St.	1983 (0-1), 85 (0-1)	Melinda Fischer and Jill Hutchison
Louisiana Tech	1983 (4-1), 84 (3-1), 85 (2-1)	Leon Barmore and Sonja Hogg
Louisville	1998 (1-1), 99 (0-1)	Martin Clapp and Sara White
UNLV	1984 (0-1), 85 (0-1), 86 (0-1)	Jim and Sheila Bolla
San Francisco	1995 (0-1), 96 (2-1), 97 (0-1)	Bill Nefel and Mary Hile-Nefel
Stanford	1996 (4-1)	Marianne Stanley and Amy Tucker
West Virginia	1989 (1-1), 92 (1-1)	Kittie Blakemore and Scott Harrelson

All-Time Tournament Coaches By School

(209 TEAMS, 297 COACHES)

	Tournament Record				Women's Final Four		
	Yrs.	Won	Lost	Pct.	CH	2nd	3rd
ALABAMA							
Ken Weeks (1984)	1	1	1	.500	0	0	0
Lois Myers (1988)	1	0	1	.000	0	0	0
Rick Moody (1992-93-94-95-96-97-98-99)	8	15	8	.652	0	0	1
TOTAL	10	16	10	.615	0	0	1

	Tournament Record				Women's Final Four		
	Yrs.	Won	Lost	Pct.	CH	2nd	3rd
UAB							
Jeannie Milling (1994-2000)	2	2	2	.500	0	0	0
TOTAL	2	2	2	.500	0	0	0
ALABAMA ST.							
Freda Freeman-Jackson (2003)	1	0	1	.000	0	0	0
TOTAL	1	0	1	.000	0	0	0
ALCORN ST.							
Shirley Walker (2000-01)	2	0	2	.000	0	0	0
TOTAL	2	0	2	.000	0	0	0

	Tournament Record				Women's Final Four		
	Yrs.	Won	Lost	Pct.	CH	2nd	3rd
APPALACHIAN ST.							
Linda Robinson (1990-91-96)	3	0	3	.000	0	0	0
Barbie Breedlove (1999)	1	0	1	.000	0	0	0
TOTAL	4	0	4	.000	0	0	0
ARIZONA							
Joan Bonvicini (1997-98-99-2000-03-04)	6	5	6	.455	0	0	0
TOTAL	6	5	6	.455	0	0	0
ARIZONA ST.							
Juliene Simpson (1982-83)	2	2	2	.500	0	0	0
Maura McHugh (1992)	1	0	1	.000	0	0	0
Charli Turner Thorne (2001-02)	2	0	2	.000	0	0	0
TOTAL	5	3	5	.375	0	0	0
ARKANSAS							
John Sutherland (1986-89-90-91)	4	4	4	.500	0	0	0
Gary Blair (1995-98-2001-02-03)	5	8	5	.615	0	0	1
TOTAL	9	12	9	.600	0	0	1
AUBURN							
Joe Ciampi (1982-83-85-86-87-88-89-90-91-93-94-96-97-99-2000-04)	16	28	16	.636	0	3	0
TOTAL	16	28	16	.636	0	3	0
AUSTIN PEAY							
LaDonna McClain (1996)	1	0	1	.000	0	0	0
Susie Gardner (2001-02-03)	3	0	3	.000	0	0	0
Andy Blackston (2004)	1	0	1	.000	0	0	0
TOTAL	5	0	5	.000	0	0	0
BAYLOR							
Kim Mulkey-Robertson (2001-02-04)	3	3	3	.500	0	0	0
TOTAL	3	3	3	.500	0	0	0
BOISE ST.							
June Daugherty (1994)	1	0	1	.000	0	0	0
TOTAL	1	0	1	.000	0	0	0
BOSTON COLLEGE							
Cathy Inglesse (1999-2000-02-03-04)	5	6	5	.545	0	0	0
TOTAL	5	6	5	.545	0	0	0
BOSTON U.							
Margaret McKeon (2003)	1	0	1	.000	0	0	0
TOTAL	1	0	1	.000	0	0	0
BOWLING GREEN							
Fran Voll (1987-88-89-90)	4	1	4	.200	0	0	0
Jaci Clark (1993-94)	2	0	2	.000	0	0	0
TOTAL	6	1	6	.143	0	0	0
BRIGHAM YOUNG							
Courtney Leishman (1984-85)	2	0	2	.000	0	0	0
Jeanie Wilson (1993)	1	0	1	.000	0	0	0
Trent Shippen (2000)	1	0	1	.000	0	0	0
Jeff Judkins (2002-03)	2	2	2	.500	0	0	0
TOTAL	6	2	6	.250	0	0	0
BROWN							
Jean Marie Burr (1994)	1	0	1	.000	0	0	0
TOTAL	1	0	1	.000	0	0	0
BUCKNELL							
Kathy Fedorjaka (2002)	1	0	1	.000	0	0	0
TOTAL	1	0	1	.000	0	0	0
BUTLER							
June Olkowski (1996)	1	0	1	.000	0	0	0
TOTAL	1	0	1	.000	0	0	0
CALIFORNIA							
Gooch Foster (1990-92-93)	3	1	3	.250	0	0	0
TOTAL	3	1	3	.250	0	0	0
UC IRVINE							
Colleen Matsuhara (1995)	1	0	1	.000	0	0	0
TOTAL	1	0	1	.000	0	0	0
UCLA							
Billie Moore (1983-85-90-92)	4	3	4	.429	0	0	0
Kathy Olivier (1998-99-2000-04)	4	4	4	.500	0	0	0
TOTAL	8	7	8	.467	0	0	0

	Tournament Record				Women's Final Four		
	Yrs.	Won	Lost	Pct.	CH	2nd	3rd
UC SANTA BARB.							
Mark French (1992-93-97-98-99-2000-01-02-03-04)	10	7	10	.412	0	0	0
TOTAL	10	7	10	.412	0	0	0
CAL ST. FULLERTON							
Maryalyce Jeremiah (1989-91)	2	1	2	.333	0	0	0
TOTAL	2	1	2	.333	0	0	0
CAL ST. NORTHRIDGE							
Frozena Jerro (1999)	1	0	1	.000	0	0	0
TOTAL	1	0	1	.000	0	0	0
CAMPBELL							
Wanda Watkins (2000)	1	0	1	.000	0	0	0
TOTAL	1	0	1	.000	0	0	0
UCF							
Jerry Richardson (1996)	1	0	1	.000	0	0	0
Lynn Bria (1999)	1	0	1	.000	0	0	0
TOTAL	2	0	2	.000	0	0	0
CENTRAL MICH.							
Laura Golden (1983-84)	2	0	2	.000	0	0	0
TOTAL	2	0	2	.000	0	0	0
CHARLOTTE							
Katie Meier (2003)	1	0	1	.000	0	0	0
TOTAL	1	0	1	.000	0	0	0
CHATTANOOGA							
Craig Parrott (1989-92)	2	0	2	.000	0	0	0
Wes Moore (2001-02-03-04)	4	1	4	.200	0	0	0
TOTAL	6	1	6	.143	0	0	0
CHEYNEY							
Vivian Stringer (1982-83)	2	5	2	.714	0	1	0
Winthrop McGriff (1984)	1	3	1	.750	0	0	1
TOTAL	3	8	3	.727	0	1	1
CINCINNATI							
Laurie Pirtle (1989-99-2002-03)	4	1	4	.200	0	0	0
TOTAL	4	1	4	.200	0	0	0
CLEMSON							
Annie Tribble (1982)	1	0	1	.000	0	0	0
Jim Davis (1988-89-90-91-92-93-94-96-97-98-99-2000-01-02)	14	14	14	.500	0	0	0
TOTAL	15	14	15	.483	0	0	0
COLGATE							
Beth Combs (2004)	1	0	1	.000	0	0	0
TOTAL	1	0	1	.000	0	0	0
COLORADO							
Ceal Barry (1988-89-92-93-94-95-96-97-2001-02-03-04)	12	17	12	.586	0	0	0
TOTAL	12	17	12	.586	0	0	0
COLORADO ST.							
Greg Williams (1996)	1	1	1	.500	0	0	0
Tom Cullen (1998-99-2001-02)	4	4	4	.500	0	0	0
TOTAL	5	5	5	.500	0	0	0
CONNECTICUT							
Geno Auriemma (1989-90-91-92-93-94-95-96-97-98-99-2000-01-02-03)	16	53	11	.828	5	0	3
TOTAL	16	53	11	.828	5	0	3
CREIGHTON							
Bruce Rasmussen (1992)	1	1	1	.500	0	0	0
Connie Yori (1994-2002)	2	1	2	.333	0	0	0
TOTAL	3	2	3	.400	0	0	0
DARTMOUTH							
Chris Wielgus (1983-95-99-2000)	4	0	4	.000	0	0	0
TOTAL	4	0	4	.000	0	0	0
DELAWARE							
Tina Martin (2001)	1	0	1	.000	0	0	0
TOTAL	1	0	1	.000	0	0	0
DENVER							
Pam Tanner (2001)	1	0	1	.000	0	0	0
TOTAL	1	0	1	.000	0	0	0

	Tournament Record				Women's Final Four				Tournament Record				Women's Final Four		
	Yrs.	Won	Lost	Pct.	CH	2nd	3rd		Yrs.	Won	Lost	Pct.	CH	2nd	3rd
DEPAUL															
Doug Bruno (1990-91-92-93-95-96-97-2003-04)	9	4	9	.308	0	0	0								
TOTAL	9	4	9	.308	0	0	0								
DETROIT															
Nikita Lowry (1997)	1	0	1	.000	0	0	0								
TOTAL	1	0	1	.000	0	0	0								
DRAKE															
Carole Baumgarten (1982-84-86)	3	3	3	.500	0	0	0								
Lisa Bluder (1995-97-98-2000)	4	1	4	.200	0	0	0								
Lisa Stone (2001-02)	2	2	2	.500	0	0	0								
TOTAL	9	6	9	.400	0	0	0								
DUKE															
Debbie Leonard (1987)	1	1	1	.500	0	0	0								
Gail Goestenkors (1995-96-97-98-99-2000-01-02-03-04)	10	26	10	.722	0	1	2								
TOTAL	11	27	11	.711	0	1	2								
EAST CARO.															
Cathy Andruzzi (1982)	1	0	1	.000	0	0	0								
TOTAL	1	0	1	.000	0	0	0								
EASTERN ILL.															
Barbara Hilke (1988)	1	0	1	.000	0	0	0								
TOTAL	1	0	1	.000	0	0	0								
EASTERN KY.															
Larry Inman (1997)	1	0	1	.000	0	0	0								
TOTAL	1	0	1	.000	0	0	0								
EASTERN MICH.															
Suzy Merchant (2004)	1	0	1	.000	0	0	0								
TOTAL	1	0	1	.000	0	0	0								
EASTERN WASH.															
Bill Smithpeters (1987)	1	0	1	.000	0	0	0								
TOTAL	1	0	1	.000	0	0	0								
EVANSVILLE															
Kathi Bennett (1999)	1	0	1	.000	0	0	0								
TOTAL	1	0	1	.000	0	0	0								
FAIRFIELD															
Dianne Nolan (1988-91-98-2001)	4	0	4	.000	0	0	0								
TOTAL	4	0	4	.000	0	0	0								
FLORIDA															
Carol Ross (1993-94-95-96-97-98-99-2001-02)	9	8	9	.471	0	0	0								
Carolyn Peck (2004)	1	1	1	.500	0	0	0								
TOTAL	10	9	10	.474	0	0	0								
FLORIDA A&M															
Claudette Farmer (1995-99)	2	0	2	.000	0	0	0								
TOTAL	2	0	2	.000	0	0	0								
FLORIDA INT'L															
Cindy Russo (1994-95-97-98-99-2002)	6	3	6	.333	0	0	0								
TOTAL	6	3	6	.333	0	0	0								
FLORIDA ST.															
Janice Dykehouse-Allen (1983)	1	0	1	.000	0	0	0								
Marynell Meadors (1990-91)	2	1	2	.333	0	0	0								
Sue Semrau (2001)	1	1	1	.500	0	0	0								
TOTAL	4	2	4	.333	0	0	0								
FORDHAM															
Kevin Morris (1994)	1	0	1	.000	0	0	0								
TOTAL	1	0	1	.000	0	0	0								
FURMAN															
Sherry Carter (1995-2000)	2	0	2	.000	0	0	0								
TOTAL	2	0	2	.000	0	0	0								
GEORGE WASHINGTON															
Joe McKeown (1991-92-94-95-96-97-98-2000-01-03-04)	11	12	11	.522	0	0	0								
TOTAL	11	12	11	.522	0	0	0								
GEORGETOWN															
Patrick Knapp (1993)	1	2	1	.667	0	0	0								
TOTAL	1	2	1	.667	0	0	0								
GEORGIA															
Andy Landers (1982-83-84-85-86-87-88-89-90-91-93-95-96-97-98-99-2000-01-02-03-04)	21	41	21	.661	0	2	3								
TOTAL	21	41	21	.661	0	2	3								
GA. SOUTHERN															
Drema Greer (1993-94)	2	0	2	.000	0	0	0								
TOTAL	2	0	2	.000	0	0	0								
GEORGIA ST.															
Lea Henry (2001-02-03)	3	0	3	.000	0	0	0								
TOTAL	3	0	3	.000	0	0	0								
GEORGIA TECH															
Agnus Berenato (1993-2003)	2	0	2	.000	0	0	0								
TOTAL	2	0	2	.000	0	0	0								
GRAMBLING															
Patricia Cage-Bibbs (1994-96-97)	3	0	3	.000	0	0	0								
David Ponton (1998-99)	2	0	2	.000	0	0	0								
TOTAL	5	0	5	.000	0	0	0								
HAMPTON															
Patricia Cage-Bibbs (2000-03-04)	3	0	3	.000	0	0	0								
TOTAL	3	0	3	.000	0	0	0								
HARTFORD															
Jennifer Rizzotti (2002)	1	0	1	.000	0	0	0								
TOTAL	1	0	1	.000	0	0	0								
HARVARD															
Kathy Delaney-Smith (1996-97-98-2002-03)	5	1	5	.167	0	0	0								
TOTAL	5	1	5	.167	0	0	0								
HAWAII															
Vince Goo (1989-90-94-96-98)	5	1	5	.167	0	0	0								
TOTAL	5	1	5	.167	0	0	0								
HOLY CROSS															
Togo Palazzi (1985)	1	0	1	.000	0	0	0								
Bill Gibbons Jr. (1989-91-95-96-98-99-2000-01-03)	9	1	9	.100	0	0	0								
TOTAL	10	1	10	.091	0	0	0								
HOUSTON															
Greg Williams (1988)	1	0	1	.000	0	0	0								
Jessie Kenlaw (1992)	1	0	1	.000	0	0	0								
Joe Curl (2004)	1	0	1	.000	0	0	0								
TOTAL	3	0	3	.000	0	0	0								
HOWARD															
Sanya Tyler (1982-96-97-98)	4	0	4	.000	0	0	0								
Cathy Parson (2001)	1	0	1	.000	0	0	0								
TOTAL	5	0	5	.000	0	0	0								
IDAHO															
Pat Dobratz (1985)	1	0	1	.000	0	0	0								
TOTAL	1	0	1	.000	0	0	0								
IDAHO ST.															
Ardie McInelly (2001)	1	0	1	.000	0	0	0								
TOTAL	1	0	1	.000	0	0	0								
ILLINOIS															
Jane Schroeder (1982)	1	0	1	.000	0	0	0								
Laura Golden (1986-87)	2	2	2	.500	0	0	0								
Theresa Grentz (1997-98-99-2000-03)	5	6	5	.545	0	0	0								
TOTAL	8	8	8	.500	0	0	0								
ILLINOIS ST.															
*Melinda Fischer (1983-85)	2	0	2	.000	0	0	0								
*Jill Hutchison (1983-85-89)	3	1	3	.250	0	0	0								
TOTAL	3	1	3	.250	0	0	0								
INDIANA															
Maryalycce Jeremiah (1983)	1	1	1	.500	0	0	0								
Jim Iazard (1994-95)	2	0	2	.000	0	0	0								
Kathi Bennett (2002)	1	0	1	.000	0	0	0								
TOTAL	4	1	4	.200	0	0	0								
IOWA															
Vivian Stringer (1986-87-88-89-90-91-92-93-94)	9	10	9	.526	0	0	1								

	Tournament Record			Pct.	Women's Final Four		
	Yrs.	Won	Lost		CH	2nd	3rd
IOWA ST.							
Bill Fennelly (1997-98-99-2000-01-02)	6	9	6	.600	0	0	0
TOTAL	6	9	6	.600	0	0	0
JACKSON ST.							
Sadie Magee (1982-83)	2	0	2	.000	0	0	0
Andrew Pennington (1995)	1	0	1	.000	0	0	0
TOTAL	3	0	3	.000	0	0	0
JAMES MADISON							
Sheila Moorman (1986-87-88-89-91-96)	6	7	6	.538	0	0	0
TOTAL	6	7	6	.538	0	0	0
KANSAS							
Marian Washington (1987-88-92-93-94-95-96-97-98-99-2000)	11	9	11	.450	0	0	0
TOTAL	11	9	11	.450	0	0	0
KANSAS ST.							
Lynn Hickey (1982-83-84)	3	3	3	.500	0	0	0
Matilda Mossman (1987)	1	0	1	.000	0	0	0
Debbie Patterson (1997-2002-03-04)	4	4	4	.500	0	0	0
TOTAL	8	7	8	.467	0	0	0
KENT ST.							
Laurel Wartluft (1982)	1	0	1	.000	0	0	0
Bob Lindsay (1996-98-2000-02)	4	1	4	.200	0	0	0
TOTAL	5	1	5	.167	0	0	0
KENTUCKY							
Terry Hall (1982-83-86)	3	2	3	.400	0	0	0
Sharon Fanning (1991)	1	0	1	.000	0	0	0
Bernadette Mattox (1999)	1	1	1	.500	0	0	0
TOTAL	5	3	5	.375	0	0	0
LA SALLE							
Kevin Gallagher (1983)	1	0	1	.000	0	0	0
Bill "Speedy" Morris (1986)	1	0	1	.000	0	0	0
John Miller (1988-89)	2	1	2	.333	0	0	0
TOTAL	4	1	4	.200	0	0	0
LAMAR							
Al Barbre (1991)	1	3	1	.750	0	0	0
TOTAL	1	3	1	.750	0	0	0
LEHIGH							
Sue Troyan (1997)	1	0	1	.000	0	0	0
TOTAL	1	0	1	.000	0	0	0
LIBERTY							
Rick Reeves (1997-98-99)	3	0	3	.000	0	0	0
Carey Green (2000-01-02-03-04)	5	0	5	.000	0	0	0
TOTAL	8	0	8	.000	0	0	0
LIPSCOMB							
Frank Bennett (2004)	1	0	1	.000	0	0	0
TOTAL	1	0	1	.000	0	0	0
LONG BEACH ST.							
Joan Bonvicini (1982-83-84-85-86-87-88-89-90-91)	10	18	10	.643	0	0	2
Glenn McDonald (1992)	1	0	1	.000	0	0	0
TOTAL	11	18	11	.621	0	0	2
LONG ISLAND							
Tony Bozzella (2001)	1	0	1	.000	0	0	0
TOTAL	1	0	1	.000	0	0	0
LA.-MONROE							
Linda Harper (1983-84-85-87)	4	5	4	.556	0	0	1
TOTAL	4	5	4	.556	0	0	1
LSU							
Sue Gunter (1984-86-87-88-89-90-91-97-99-2000-01-02-03-04)	14	20	14	.588	0	0	1
TOTAL	14	20	14	.588	0	0	1
LOUISIANA TECH							
*Sonja Hogg (1982-83-84-85)	4	14	3	.824	1	1	1
*Leon Barmore (1983-84-85-86-87-88-89-90-91-92-93-94-95-96-97-98-99-2000-01-02)	20	56	19	.747	1	4	4
Kurt Budke (2003-04)	2	4	2	.667	0	0	0
TOTAL	23	65	21	.756	2	4	4

	Tournament Record			Pct.	Women's Final Four		
	Yrs.	Won	Lost		CH	2nd	3rd
LOUISVILLE							
Peggy Fiehrer (1983-84)	2	0	2	.000	0	0	0
Bud Childers (1993-95-97)	3	2	3	.400	0	0	0
*Sara White (1998-99)	2	1	2	.333	0	0	0
*Martin Clapp (1998-99-2001)	3	1	3	.250	0	0	0
TOTAL	8	3	8	.275	0	0	0
LOYOLA (MD.)							
Pat Coyle (1994-95)	2	0	2	.000	0	0	0
TOTAL	2	0	2	.000	0	0	0
LOYOLA MARYMOUNT							
Julie Wilhoit (2004)	1	0	1	.000	0	0	0
TOTAL	1	0	1	.000	0	0	0
MAINE							
Joanne P. McCallie (1995-96-97-98-99-2000)	6	1	6	.143	0	0	0
Sharon Versyp (2004)	1	0	1	.000	0	0	0
TOTAL	7	1	7	.125	0	0	0
MANHATTAN							
Kathy Solano (1987-90)	2	0	2	.000	0	0	0
Michelle Sharp (1996)	1	0	1	.000	0	0	0
Sal Buscaglia (2003)	1	0	1	.000	0	0	0
TOTAL	4	0	4	.000	0	0	0
MARIST							
Brian Giorgis (2004)	1	0	1	.000	0	0	0
TOTAL	1	0	1	.000	0	0	0
MARQUETTE							
Jim Jabir (1994-95)	2	0	2	.000	0	0	0
Terri Mitchell (1997-98-99-2000-04)	5	2	5	.286	0	0	0
TOTAL	7	2	7	.222	0	0	0
MARSHALL							
Sarah Evans-Moore (1997)	1	0	1	.000	0	0	0
TOTAL	1	0	1	.000	0	0	0
MARYLAND							
Chris Weller (1982-83-84-86-88-89-90-91-92-93-97-2001)	12	12	12	.500	0	0	2
Brenda Oldfield Frese (2004)	1	1	1	.500	0	0	0
TOTAL	13	13	13	.500	0	0	2
MASSACHUSETTS							
Joanie O'Brien (1996-98)	2	0	2	.000	0	0	0
TOTAL	2	0	2	.000	0	0	0
MEMPHIS							
Mary Lou Johns (1982-85-87)	3	1	3	.250	0	0	0
Joye Lee-McNelis (1995-96-97-98)	4	1	4	.200	0	0	0
TOTAL	7	2	7	.222	0	0	0
MIAMI (FLA.)							
Ferne Labati (1989-92-93-98-2003-04)	6	2	6	.250	0	0	0
MICHIGAN							
Bud Van De Wege (1990)	1	1	1	.500	0	0	0
Sue Guevara (1998-2000)	3	1	3	.250	0	0	0
TOTAL	4	2	4	.333	0	0	0
MICHIGAN ST.							
Karen Langeland (1991-96-97)	3	2	3	.400	0	0	0
Joanne P. McCallie (2003-04)	2	1	2	.333	0	0	0
TOTAL	5	3	5	.375	0	0	0
MIDDLE TENN.							
Larry Inman (1983-84-85-86)	4	2	4	.333	0	0	0
Lewis Bivens (1988-96)	2	0	2	.000	0	0	0
Stephany Smith (1998-2004)	2	1	2	.500	0	0	0
TOTAL	8	3	8	.273	0	0	0
MINNESOTA							
Linda Hill-MacDonald (1994)	1	1	1	.500	0	0	0
Brenda Oldfield Frese (2002)	1	1	1	.500	0	0	0
Pam Borton (2003-04)	2	6	2	.750	0	0	1
TOTAL	4	8	4	.667	0	0	1
MISSISSIPPI							
Van Chancellor (1982-83-84-85-86-87-88-89-90-91-92-94-95-96)	14	15	14	.517	0	0	0
Carol Ross (2004)	1	0	1	.000	0	0	0
TOTAL	15	15	15	.500	0	0	0

	Tournament Record			Pct.	Women's Final Four		
	Yrs.	Won	Lost		CH	2nd	3rd
MISSISSIPPI ST.							
Sharon Fanning (1999-2000-02-03)	4	3	4	.429	0	0	0
TOTAL	4	3	4	.429	0	0	0
MISSOURI							
Joann Rutherford (1982-83-84-85-86-94)	6	2	6	.250	0	0	0
Cindy Stein (2001-04)	2	2	2	.500	0	0	0
TOTAL	8	4	8	.333	0	0	0
MONMOUTH							
Milton Parker (1983)	1	1	1	.500	0	0	0
TOTAL	1	1	1	.500	0	0	0
MONTANA							
Robin Selvig (1983-84-86-88-89-90-91-92-94-95-96-97-98-2000-04)	15	6	15	.286	0	0	0
TOTAL	15	6	15	.286	0	0	0
MONTANA ST.							
Judy Spoelstra (1993)	1	0	1	.000	0	0	0
TOTAL	1	0	1	.000	0	0	0
MT. ST. MARY'S (MD.)							
Bill Sheahan (1994-95)	2	0	2	.000	0	0	0
TOTAL	2	0	2	.000	0	0	0
NEBRASKA							
Angela Beck (1988-93-96)	3	1	3	.250	0	0	0
Paul Sanderford (1998-99-2000)	3	1	3	.250	0	0	0
TOTAL	6	2	6	.250	0	0	0
UNLV							
*Sheila Strike Bolla (1984-85-86)	3	0	3	.000	0	0	0
*Jim Bolla (1984-85-86-89-90-91-94)	7	3	7	.300	0	0	0
Regina Miller (2002)	1	0	1	.000	0	0	0
TOTAL	8	3	8	.272	0	0	0
NEW MEXICO							
Don Flanagan (1998-2002-03-04)	4	2	4	.333	0	0	0
TOTAL	4	2	4	.333	0	0	0
NEW MEXICO ST.							
Joe McKeown (1987-88)	2	0	2	.000	0	0	0
TOTAL	2	0	2	.000	0	0	0
NEW ORLEANS							
Joey Favaloro (1987)	1	0	1	.000	0	0	0
TOTAL	1	0	1	.000	0	0	0
NORFOLK ST.							
James Sweat (2002)	1	0	1	.000	0	0	0
TOTAL	1	0	1	.000	0	0	0
NORTH CAROLINA							
Jennifer Alley (1983-84-85-86)	4	2	4	.333	0	0	0
Sylvia Hatchell (1987-92-93-94-95-97-98-99-2000-02-03-04)	12	22	11	.667	1	0	0
TOTAL	16	24	15	.615	1	0	0
N.C. A&T							
Tim Abney (1994)	1	0	1	.000	0	0	0
TOTAL	1	0	1	.000	0	0	0
UNC GREENSBORO							
Lynne Agee (1998)	1	0	1	.000	0	0	0
TOTAL	1	0	1	.000	0	0	0
NORTH CAROLINA ST.							
Kay Yow (1982-83-84-85-86-87-89-90-91-95-96-97-98-99-2000-01-04)	17	17	17	.500	0	0	1
TOTAL	17	17	17	.500	0	0	1
NORTH TEXAS							
Judy Nelson (1986)	1	0	1	.000	0	0	0
TOTAL	1	0	1	.000	0	0	0
NORTHEASTERN							
Joy Malchodi (1999)	1	0	1	.000	0	0	0
TOTAL	1	0	1	.000	0	0	0
NORTHERN ILL.							
Jane Albright (1990-92-93-94)	4	2	4	.333	0	0	0
Liz Galloway-McQuitter (1995)	1	0	1	.000	0	0	0
TOTAL	5	2	5	.286	0	0	0
NORTHWESTERN							
Annette Lynch (1982)	1	0	1	.000	0	0	0
Don Perrelli (1987-90-91-93-97)	5	3	5	.375	0	0	0
TOTAL	6	3	6	.333	0	0	0
NORTHWESTERN ST.							
James Smith (1989-2004)	2	0	2	.000	0	0	0
TOTAL	2	0	2	.000	0	0	0
NOTRE DAME							
Muffet McGraw (1992-94-96-97-98-99-2000-01-02-03-04)	11	21	10	.677	1	0	1
TOTAL	11	21	10	.677	1	0	1
OAKLAND							
Beckie Francis (2002)	1	0	1	.000	0	0	0
TOTAL	1	0	1	.000	0	0	0
OHIO							
Amy Pritchard (1986)	1	0	1	.000	0	0	0
Marsha Reall (1995)	1	0	1	.000	0	0	0
TOTAL	2	0	2	.000	0	0	0
OHIO ST.							
Tara VanDerveer (1982-84-85)	3	2	3	.400	0	0	0
Nancy Darsch (1986-87-88-89-90-93-96)	7	11	7	.611	0	1	0
Beth Burns (1999)	1	0	1	.000	0	0	0
Jim Foster (2003-04)	2	2	2	.500	0	0	0
TOTAL	13	15	13	.536	0	1	0
OKLAHOMA							
Maura McHugh (1986)	1	1	1	.500	0	0	0
Burl Plunkett (1995)	1	1	1	.500	0	0	0
Sherril Coale (2000-01-02-03-04)	5	10	5	.667	0	1	0
TOTAL	7	12	7	.632	0	1	0
OKLAHOMA ST.							
Dick Halterman (1989-90-91-93-94-95-96)	7	4	7	.364	0	0	0
TOTAL	7	4	7	.364	0	0	0
OLD DOMINION							
Marianne Stanley (1982-83-84-85-87)	5	12	4	.750	1	0	1
Wendy Larry (1988-89-90-92-93-94-95-96-97-98-99-2000-01-02-03-04)	16	20	16	.556	0	1	0
TOTAL	21	32	20	.615	1	1	1
ORAL ROBERTS							
Jerry Finkbeiner (1999-2001)	2	0	2	.000	0	0	0
TOTAL	2	0	2	.000	0	0	0
OREGON							
Elwin Heiny (1982-84-87)	3	1	3	.250	0	0	0
Jody Runge (1994-95-96-97-98-99-2000-01)	8	3	8	.273	0	0	0
TOTAL	11	4	11	.267	0	0	0
OREGON ST.							
Aki Hill (1983-84-94-95)	4	2	4	.333	0	0	0
Judy Spoelstra (1996)	1	0	1	.000	0	0	0
TOTAL	5	2	5	.286	0	0	0
PENNSYLVANIA							
Kelly Greenberg (2001-04)	2	0	2	.000	0	0	0
TOTAL	2	0	2	.000	0	0	0
PENN ST.							
Rene Portland (1982-83-84-85-86-87-88-90-91-92-93-94-95-96-99-2000-01-02-03-04)	20	26	20	.565	0	0	1
TOTAL	20	26	20	.565	0	0	1
PEPPERDINE							
Mark Trakh (2000-02-03)	3	0	3	.000	0	0	0
TOTAL	3	0	3	.000	0	0	0

	Tournament Record				Women's Final Four				Tournament Record				Women's Final Four		
	Yrs.	Won	Lost	Pct.	CH	2nd	3rd		Yrs.	Won	Lost	Pct.	CH	2nd	3rd
PORTLAND															
Jim Sollars (1994-95-96-97)	4	0	4	.000	0	0	0								
TOTAL	4	0	4	.000	0	0	0								
PROVIDENCE															
Bob Foley (1986-89-90-91-92)	5	2	5	.286	0	0	0								
TOTAL	5	2	5	.286	0	0	0								
PURDUE															
Lin Dunn (1989-90-91-92-94-95-96)	7	10	7	.588	0	0	1								
Nell Fortner (1997)	1	1	1	.500	0	0	0								
Carolyn Peck (1998-99)	2	9	1	.900	1	0	0								
Kristy Curry (2000-01-02-03-04)	5	12	5	.706	0	1	0								
TOTAL	15	32	14	.696	1	1	1								
RADFORD															
Lubomyr Lichonczak (1994-95-96)	3	0	3	.000	0	0	0								
TOTAL	3	0	3	.000	0	0	0								
RHODE ISLAND															
Linda Ziemke (1996)	1	0	1	.000	0	0	0								
TOTAL	1	0	1	.000	0	0	0								
RICE															
Kristy McKinney (2000)	1	0	1	.000	0	0	0								
TOTAL	1	0	1	.000	0	0	0								
RICHMOND															
Stephanie Gaitley (1990-91)	2	0	2	.000	0	0	0								
TOTAL	2	0	2	.000	0	0	0								
RUTGERS															
Theresa Grentz (1986-87-88-89-90-91-92-93-94)	9	8	9	.471	0	0	0								
Vivian Stringer (1998-99-2000-01-03-04)	6	11	6	.647	0	0	1								
TOTAL	15	19	15	.559	0	0	1								
ST. FRANCIS (PA.)															
Jenny Przekwas (1996-97-98-99)	4	0	4	.000	0	0	0								
Myndi Hill (2000-02-03)	3	0	3	.000	0	0	0								
Jill Poe (2004)	1	0	1	.000	0	0	0								
TOTAL	8	0	8	.000	0	0	0								
ST. JOHN'S (N.Y.)															
Don Perrelli (1983-84)	2	0	2	.000	0	0	0								
Joe Mullaney (1988)	1	1	1	.500	0	0	0								
TOTAL	3	1	3	.250	0	0	0								
ST. JOSEPH'S															
Jim Foster (1985-86-87-88-89-90)	6	3	6	.333	0	0	0								
Stephanie Gaitley (1994-95-97-99-2000)	5	3	5	.375	0	0	0								
TOTAL	11	6	11	.333	0	0	0								
ST. MARY'S (CAL.)															
Kelly Graves (1999)	1	0	1	.000	0	0	0								
Michelle Jacoby (2001)	1	1	1	.500	0	0	0								
TOTAL	2	1	2	.333	0	0	0								
ST. PETER'S															
Mike Granelli (1982-92-93-97-99-2000-02)	7	0	7	.000	0	0	0								
TOTAL	7	0	7	.000	0	0	0								
SAN DIEGO															
Kathy Marpe (1993-2000)	2	0	2	.000	0	0	0								
TOTAL	2	0	2	.000	0	0	0								
SAN DIEGO ST.															
Earnest Riggins (1984-85)	2	2	2	.500	0	0	0								
Beth Burns (1993-94-95-97)	4	1	4	.200	0	0	0								
TOTAL	6	3	6	.333	0	0	0								
SAN FRANCISCO															
*Mary Hille-Nepfel (1995-96-97)	3	2	3	.400	0	0	0								
*Bill Nepfel (1995-96-97)	3	2	3	.400	0	0	0								
TOTAL	3	2	3	.400	0	0	0								
SANTA CLARA															
Caren Horstmeyer (1992-94-98-99)	4	1	4	.200	0	0	0								
Chris Denker (2002)	1	0	1	.000	0	0	0								
TOTAL	5	1	5	.167	0	0	0								
SIENA															
Gina Castelli (2001)	1	0	1	.000	0	0	0								
TOTAL	1	0	1	.000	0	0	0								
SETON HALL															
Phyllis Mangina (1994-95)	2	3	2	.600	0	0	0								
TOTAL	2	3	2	.600	0	0	0								
SOUTH ALA.															
Charles Branum (1987)	1	0	1	.000	0	0	0								
TOTAL	1	0	1	.000	0	0	0								
SOUTH CAROLINA															
Terry Kelly (1982)	1	1	1	.500	0	0	0								
Nancy Wilson (1986-88-89-90-91)	5	3	5	.375	0	0	0								
Susan Walvius (2002-03)	2	4	2	.667	0	0	0								
TOTAL	8	8	8	.500	0	0	0								
SOUTH CAROLINA ST.															
Willie Simon (1983)	1	1	1	.500	0	0	0								
TOTAL	1	1	1	.500	0	0	0								
SOUTHERN CALIFORNIA															
Linda Sharp (1982-83-84-85-86-87-88)	7	19	5	.792	2	1	0								
Marianne Stanley (1991-92-93)	3	4	3	.571	0	0	0								
Cheryl Miller (1994-95)	2	3	2	.600	0	0	0								
Fred Williams (1997)	1	1	1	.500	0	0	0								
TOTAL	13	27	11	.711	2	1	0								
SOUTHERN ILL.															
Cindy Scott (1986-87-90-92)	4	2	4	.333	0	0	0								
TOTAL	4	2	4	.333	0	0	0								
SOUTHERN METHODIST															
Rhonda Rompola (1994-95-96-98-99-2000)	6	3	6	.333	0	0	0								
TOTAL	6	3	6	.333	0	0	0								
SOUTHERN MISS.															
Kay James (1985-87-89-90-92-94-95-96)	8	4	8	.333	0	0	0								
TOTAL	8	4	8	.333	0	0	0								
SOUTHERN U.															
Sandy Pugh (2002-04)	2	0	2	.000	0	0	0								
TOTAL	2	0	2	.000	0	0	0								
SOUTHWEST MO. ST.															
Cheryl Burnett (1991-92-93-94-95-96-98-99-2000-01)	10	14	10	.583	0	0	2								
Katie Abrahamson-Henderson (2003-04)	2	0	2	.000	0	0	0								
TOTAL	12	14	12	.538	0	0	2								
STANFORD															
Dotty McCrea (1982)	1	0	1	.000	0	0	0								
Tara VanDerveer (1988-89-90-91-92-93-94-95-97-98-99-2000-01-02-03-04)	16	36	14	.720	2	0	3								
*Marianne Stanley (1996)	1	4	1	.800	0	0	1								
*Amy Tucker (1996)	1	4	1	.800	0	0	1								
TOTAL	18	40	16	.714	2	0	4								
STEPHEN F. AUSTIN															
Mary Ann Otwell (1982-83)	2	0	2	.000	0	0	0								
Gary Blair (1988-89-90-91-92-93)	6	6	6	.500	0	0	0								
Joe Curl (1994)	1	0	1	.000	0	0	0								
Royce Chadwick (1995-96-97-98-99-2000-01)	7	4	7	.364	0	0	0								
Lee Ann Riley (2002)	1	0	1	.000	0	0	0								
TOTAL	17	10	17	.370	0	0	0								
SYRACUSE															
Barbara Jacobs (1985-88)	2	0	2	.000	0	0	0								
Marianna Freeman (2002)	1	0	1	.000	0	0	0								
TOTAL	3	0	3	.000	0	0	0								
TEMPLE															
Linda MacDonald (1989)	1	1	1	.500	0	0	0								
Dawn Staley (2002-04)	2	0	2	.000	0	0	0								
TOTAL	3	1	3	.250	0	0	0								
TENNESSEE															
Pat Summitt (1982-83-84-85-86-87-88-89-90-91-92-93-94-95-96-97-98-99-2000-01-02-03-04)	23	85	17	.833	6	5	4								
TOTAL	23	85	17	.833	6	5	4								

	Tournament Record				Women's Final Four				Tournament Record				Women's Final Four		
	Yrs.	Won	Lost	Pct.	CH	2nd	3rd		Yrs.	Won	Lost	Pct.	CH	2nd	3rd
TENNESSEE ST.															
Teresa Lawrence-Phillips (1994-95)	2	0	2	.000	0	0	0								
TOTAL	2	0	2	.000	0	0	0								
TENNESSEE TECH															
Marynell Meadors (1982-85)	2	0	2	.000	0	0	0								
Bill Worrell (1987-89-90-91-92-93-99-2000)	8	3	8	.273	0	0	0								
TOTAL	10	3	10	.231	0	0	0								
TEXAS															
Jody Conradt (1983-84-85-86-87-88-89-90-91-92-93-94-96-97-99-2000-01-02-03-04)	20	30	19	.612	1	0	2								
TOTAL	20	30	19	.612	1	0	2								
TEXAS A&M															
Lynn Hickey (1994)	1	2	1	.667	0	0	0								
Candi Harvey (1996)	1	0	1	.000	0	0	0								
TOTAL	2	2	2	.500	0	0	0								
TCU															
Jeff Mittie (2001-02-03-04)	4	4	4	.500	0	0	0								
TOTAL	4	4	4	.500	0	0	0								
TEXAS ST.															
Linda Sharp (1997)	1	0	1	.000	0	0	0								
Suzanne Fox (2003)	1	0	1	.000	0	0	0								
TOTAL	2	0	2	.000	0	0	0								
TEXAS TECH															
Marsha Sharp (1984-86-90-91-92-93-94-95-96-97-98-99-2000-01-02-03-04)	17	28	16	.636	1	0	0								
TOTAL	17	28	16	.636	1	0	0								
TOLEDO															
Bill Fennelly (1991-92-95)	3	2	3	.400	0	0	0								
Mark Ehlen (1996-97-99-2001)	4	1	4	.250	0	0	0								
TOTAL	7	3	7	.300	0	0	0								
TROY															
Jerry Hester (1997)	1	0	1	.000	0	0	0								
TOTAL	1	0	1	.000	0	0	0								
TULANE															
Lisa Stockton (1995-96-97-98-99-2000-01-02-03)	9	3	9	.250	0	0	0								
TOTAL	9	3	9	.250	0	0	0								
UTAH															
Fern Gardner (1983)	1	0	1	.000	0	0	0								
Elaine Elliott (1986-89-90-91-95-96-97-98-2000-01-03)	11	4	11	.267	0	0	0								
TOTAL	12	4	12	.250	0	0	0								
VALPARAISO															
Keith Freeman (2003-04)	2	0	2	.000	0	0	0								
TOTAL	2	0	2	.000	0	0	0								
VANDERBILT															
Phil Lee (1986-87-89-90)	4	2	4	.333	0	0	0								
Ada Gee (1991)	1	2	1	.667	0	0	0								
Jim Foster (1992-93-94-95-96-97-98-2000-01-02)	10	21	10	.677	0	0	1								
Melanie Balcomb (2003-04)	2	3	2	.600	0	0	0								
TOTAL	17	28	17	.622	0	0	1								
VERMONT															
Cathy Inglese (1992-93)	2	0	2	.000	0	0	0								
Pam Borton (1994)	1	0	1	.000	0	0	0								
Keith Cieplicki (2000)	1	0	1	.000	0	0	0								
TOTAL	4	0	4	.000	0	0	0								
VILLANOVA															
Harry Perretta (1986-87-88-89-2001-02-03-04)	8	7	8	.467	0	0	0								
TOTAL	8	7	8	.467	0	0	0								
VIRGINIA															
Debbie Ryan (1984-85-86-87-88-89-90-91-92-93-94-95-96-97-98-99-2000-01-02-03)	20	30	20	.600	0	1	2								
TOTAL	20	30	20	.600	0	1	2								
VIRGINIA TECH															
Carol Alfano (1994-95)	2	1	2	.333	0	0	0								
Bonnie Henrickson (1998-99-2001-03-04)	5	6	5	.545	0	0	0								
TOTAL	7	7	7	.500	0	0	0								
WAKE FOREST															
Joe Sanchez (1988)	1	1	1	.500	0	0	0								
TOTAL	1	1	1	.500	0	0	0								
WASHINGTON															
Joyce Sake (1985)	1	0	1	.000	0	0	0								
Chris Gobrecht (1986-87-88-89-90-91-93-94-95)	9	11	9	.550	0	0	0								
June Daugherty (1997-98-2001-03)	4	3	4	.429	0	0	0								
TOTAL	14	14	14	.500	0	0	0								
WASHINGTON ST.															
Harold Rhodes (1991)	1	0	1	.000	0	0	0								
TOTAL	1	0	1	.000	0	0	0								
WEBER ST.															
Carla Taylor (2002-03)	2	0	2	.000	0	0	0								
TOTAL	2	0	2	.000	0	0	0								
WEST VIRGINIA															
*Kittie Blakemore (1989-92)	2	2	2	.500	0	0	0								
*Scott Harrelson (1989-92)	2	2	2	.500	0	0	0								
Mike Carey (2004)	1	0	1	.000	0	0	0								
TOTAL	3	2	3	.400	0	0	0								
WESTERN ILL.															
Regina Miller (1995)	1	0	1	.000	0	0	0								
TOTAL	1	0	1	.000	0	0	0								
WESTERN KY.															
Paul Sanderford (1985-86-87-88-89-90-91-92-93-94-95-97)	12	15	12	.556	0	1	2								
Steve Small (1998-2000)	2	2	2	.500	0	0	0								
Mary Taylor Cowles (2003)	1	0	1	.000	0	0	0								
TOTAL	15	17	15	.531	0	0	0								
WESTERN MICH.															
Jim Hess (1985)	1	0	1	.000	0	0	0								
Ron Stewart (2003)	1	0	1	.000	0	0	0								
TOTAL	2	0	2	.000	0	0	0								
WISCONSIN															
Mary Murphy (1992)	1	0	1	.000	0	0	0								
Jane Albright (1995-96-98-2001-02)	5	2	5	.286	0	0	0								
TOTAL	6	2	6	.250	0	0	0								
WIS.-GREEN BAY															
Carol Hammerle (1994-98)	2	0	2	.000	0	0	0								
Kevin Borseth (1999-2000-02-03-04)	5	1	5	.167	0	0	0								
TOTAL	7	1	7	.125	0	0	0								
WIS.-MILWAUKEE															
Sarah Botham (2001)	1	0	1	.000	0	0	0								
TOTAL	1	0	1	.000	0	0	0								
XAVIER															
Mark Ehlen (1993)	1	0	1	.000	0	0	0								
Melanie Balcomb (1999-2000-01)	3	4	3	.571	0	0	0								
Kevin McGuff (2003)	1	0	1	.000	0	0	0								
TOTAL	5	4	5	.444	0	0	0								
YOUNGSTOWN ST.															
Ed DiGregorio (1996-98-2000)	3	1	3	.250	0	0	0								
TOTAL	3	1	3	.250	0	0	0								

*Co-Head Coach (see page 102 for records)



Attendance and Sites

Attendance History.....	110
Attendance Records.....	110
All-Time Site and Arena History.....	111
Tournament Game Arenas By State ..	112
Future Dates and Sites	120



Attendance History

(1982 - 2004)

YEAR	FIRST/SECOND ROUND			REGIONALS			FINALS			TOTALS		
	SESSIONS	TOTAL *ATTEND.	AVG. SESSION	SESSIONS	TOTAL	AVG. *ATTEND.	SESSION	TOTAL	AVG. *ATTEND.	SESSION	TOTAL	AVG. *ATTEND.
1982	16	32,737	2,046	8	18,656	2,332	2	15,531	7,766	26	66,924	2,574
1983	20	32,876	1,644	8	24,558	3,070	2	16,253	8,127	30	73,687	2,456
1984	15	36,678	2,445	8	36,943	4,618	2	11,537	5,769	25	85,158	3,406
1985	16	44,517	2,782	8	39,042	4,880	2	15,245	7,623	26	98,804	3,800
1986	24	50,780	2,116	8	30,486	3,811	2	15,556	7,778	34	96,822	2,848
1987	24	61,740	2,573	8	28,942	3,618	2	31,230	15,615	34	121,912	3,586
1988	24	82,068	3,420	8	34,507	4,313	2	17,167	8,584	34	133,742	3,934
1989	32	101,848	3,183	8	46,949	5,869	2	18,788	9,394	42	167,585	3,990
1990	32	102,621	3,207	8	49,408	6,176	2	39,490	19,745	42	191,519	4,560
1991	32	109,553	3,424	8	28,590	3,574	2	15,796	7,898	42	153,939	3,665
1992	32	131,097	4,097	8	42,074	5,259	2	24,493	12,247	42	197,664	4,706
1993	32	135,198	4,225	8	63,887	7,986	2	32,282	16,141	42	231,367	5,509
1994	48	212,812	4,434	8	43,750	5,469	2	23,932	11,966	58	280,494	4,836
1995	32	152,968	4,780	8	59,490	7,436	2	36,076	18,038	42	248,534	5,917
1996	32	173,284	5,415	8	54,510	6,814	2	46,582	23,291	42	274,376	6,533
1997	32	158,476	4,952	8	34,019	4,252	2	33,428	16,714	42	225,923	5,379
1998	32	177,423	5,544	8	72,053	9,007	2	35,952	17,976	42	285,428	6,796
1999	32	199,866	6,246	8	65,155	8,144	2	35,506	17,753	42	300,527	7,155
2000	32	199,793	6,244	8	49,534	6,192	2	40,120	20,060	42	269,387	6,414
2001	32	208,801	6,525	8	70,159	8,770	2	41,102	20,551	42	320,062	7,621
2002	32	212,175	6,655	8	55,354	6,919	2	59,238	29,619	42	326,767	7,778
2003	32	204,213	6,382	8	73,954	9,244	2	56,420	28,210	42	334,587	7,966
2004	32	214,290	6,697	8	67,954	8,494	2	36,422	18,211	42	318,666	7,587
TOTALS	667	3,035,814	4,551	184	1,089,974	5,924	46	698,146	15,177	897	4,803,874	5,355

* Figures taken from official box scores



NCAA Photo by Jamie Schwaberow

The Women's Final Four drew its largest crowd to date with 29,619 at the Alamodome in 2002.

Attendance Records

TOURNAMENT

- 29,619 - National semifinals at Alamodome, San Antonio, 3-29-02
- 29,619 - National championship at Alamodome, San Antonio, 3-31-02

28,210 - National semifinals at Georgia Dome, Atlanta, 4-6-03

28,210 - National championship at Georgia Dome, Atlanta, 4-8-03

23,291 - National semifinals at Charlotte Coliseum, Charlotte, NC, 3-29-96

23,291 - National championship at Charlotte Coliseum, Charlotte, NC, 3-31-96

20,551 - National semifinals at Savvis Center, St. Louis, 3-31-01

20,551 - National championship at Savvis Center, St. Louis, 4-1-01

20,060 - National semifinals at First Union Center, Philadelphia, 3-31-00

20,060 - National championship at First Union Center, Philadelphia, 4-2-00

NATIONAL CHAMPIONSHIP

29,619 - at Alamodome, San Antonio, 3-31-02

28,210 - at Georgia Dome, Atlanta, 4-8-03

23,291 - at Charlotte Coliseum, Charlotte, NC, 3-31-96

20,551 - at Savvis Center, St. Louis, 4-1-01

20,060 - at First Union Center, Philadelphia, 4-2-00

NATIONAL SEMIFINALS

29,619 - at Alamodome, San Antonio, 3-29-02

28,210 - at Georgia Dome, Atlanta, 4-6-03

23,291 - at Charlotte Coliseum, Charlotte, NC, 3-29-96

20,551 - at Savvis Center, St. Louis, 3-31-01

20,060 - at First Union Center, Philadelphia, 3-30-00

REGIONALS, SINGLE-SESSION

16,182 - Midwest semifinals at University Arena/The Pit, Albuquerque, NM, 3-29-03

14,855 - East final at Hartford Civic Center, Hartford, CT, 3-29-04

14,848 - Mideast final at Memorial Gym, Nashville, TN, 3-23-98

14,711 - Mideast semifinals at Memorial Gym, Nashville, TN, 3-21-98

14,253 - East semifinals at Hartford Civic Center, Hartford, CT, 3-27-04

13,466 - Mideast final at Thompson-Boling Arena, Knoxville, TN, 3-25-95

13,204 - East semifinals at Greensboro Coliseum, Greensboro, NC, 3-20-99

12,874 - West final at Frank Erwin Special Events Center, Austin, TX, 3-25-89

12,413 - Midwest final at University Arena/The Pit, Albuquerque, NM, 3-31-03

12,235 - East final at Greensboro Coliseum, Greensboro, NC, 3-22-99

REGIONALS, BOTH SESSIONS

29,559 - Mideast at Memorial Gym, Nashville, TN, 3-21 & 23-98

29,108 - East at Hartford Civic Center, Hartford, CT, 3-27 & 29-04

28,595 - Midwest at University Arena/The Pit, Albuquerque, NM, 3-29 & 31-03

25,439 - East at Greensboro Coliseum, Greensboro, NC, 3-20 & 22-99

24,095 - Mideast at Thompson-Boling Arena, Knoxville, TN, 3-23 & 25-95

22,575 - West at Frank Erwin Special Events Center, Austin, TX, 3-23 & 25-89

22,092 - West at Spokane Arena, Spokane, WA, 3-24 & 26-01

20,724 - Mideast at Thompson-Boling Arena, Knoxville, TN, 3-29 & 31-03

20,719 - Mideast at Carver-Hawkeye Arena, Iowa City, IA, 3-25 & 27-95

20,362 - Midwest at Frank Erwin Center, Austin, TX, 3-24 & 26-88

EAST REGIONAL

14,855 - Final at Hartford Civic Center, Hartford, CT, 3-29-04

14,253 - Semifinals at Hartford Civic Center, Hartford, CT, 3-27-04

13,204 - Semifinals at Greensboro Coliseum, Greensboro, NC, 3-20-99

12,235 - Final at Greensboro Coliseum, Greensboro, NC, 3-22-99

9,552 - Semifinals at University of Dayton Arena, Dayton, OH, 3-30-03

9,397 - Final at Mellon Arena, Pittsburgh, PA, 3-26-01

9,021 - Semifinals at Mellon Arena, Pittsburgh, PA, 3-24-01

8,715 - Final at University Hall, Charlottesville, VA, 3-28-92

- 8,503 - Final at University of Dayton Arena, Dayton, OH, 4-1-03
8,379 - Final at University Hall, Charlottesville, VA, 3-25-96

MIDEAST REGIONAL

- 14,848 - Final at Memorial Gym, Nashville, TN, 3-23-98
14,711 - Semifinals at Memorial Gym, Nashville, TN, 3-21-98
13,466 - Final at Thompson-Boling Arena, Knoxville, TN, 3-25-95
12,343 - Final at Carver-Hawkeye Arena, Iowa City, IA, 3-27-93
10,629 - Semifinals at Thompson-Boling Arena, Knoxville, TN, 3-23-95
10,507 - Semifinals at Thompson-Boling Arena, Knoxville, TN, 3-29-03
10,217 - Final at Thompson-Boling Arena, Knoxville, TN, 3-31-03
8,376 - Semifinals at Carver-Hawkeye Arena, Iowa City, IA, 3-25-93
8,093 - Semifinals at The Pyramid, Memphis, TN, 3-25-00
7,814 - Final at The Pyramid, Memphis, TN, 3-27-00

MIDWEST REGIONAL

- 16,182 - Semifinals at University Arena/The Pit, Albuquerque, NM, 3-29-03
12,413 - Final at University Arena/The Pit, Albuquerque, NM, 3-31-03
12,390 - Final at Frank Erwin Center, Austin, TX, 3-24-90
12,288 - Final at Frank Erwin Center, Austin, TX, 3-26-88
10,559 - Semifinals at Pepsi Arena, Denver, 3-24-01
10,064 - Frank Erwin Center, Final at Austin, TX, 3-22-86
9,041 - Semifinals at Redbird Arena, Normal, IL, 3-20-99
8,844 - Final at Redbird Arena, Normal, IL, 3-22-99
8,422 - Final at Pepsi Arena, Denver, 3-26-01
8,407 - Semifinals at James H. Hilton Coliseum, Ames, IA, 3-23-02
8,206 - Final at James H. Hilton Coliseum, Ames, IA, 3-25-02

WEST REGIONAL

- 12,874 - Final at Frank Erwin Center, Austin, TX, 3-25-89
11,144 - Final at Spokane Arena, Spokane, WA, 3-26-01
10,948 - Semifinals at Spokane Arena, Spokane, WA, 3-24-01
9,701 - Semifinals at Erwin Center, Austin, TX, 3-23-89
7,500 - Final at Maples Pavilion, Stanford, CA, 3-24-90
7,500 - Final at Maples Pavilion, Stanford, CA, 3-26-94
7,238 - Semifinals at Maples Pavilion, Stanford, CA, 3-22-90
7,131 - Final at Dahlberg Arena, Missoula, MT, 3-27-93

- 7,000 - Semifinals at Maples Pavilion, Stanford, CA, 3-24-94
6,348 - Final at Dahlberg Arena, Missoula, MT, 3-22-97

FIRST/SECOND ROUNDS

- 16,214 - at University Arena/The Pit, Albuquerque, NM, Midwest 2nd, 3-24-03
16,151 - at University Arena/The Pit, Albuquerque, NM, Midwest 1st, 3-22-03
16,029 - at University Arena/The Pit, Albuquerque, NM, Midwest 1st, 3-20-04
15,544 - at University Arena/The Pit, Albuquerque, NM, Midwest 2nd, 3-22-04
13,617 - at James H. Hilton Coliseum, Ames, IA, Midwest 1st, 3-17-00
13,478 - at James H. Hilton Coliseum, Ames, IA, Midwest 2nd, 3-19-00
13,425 - at Williams Arena, Minneapolis, MN, Mideast 2nd, 3-23-04
12,577 - at Thompson-Boling Arena, Knoxville, TN, Mideast 1st, 3-14-98
12,357 - at Williams Arena, Minneapolis, MN, Mideast 1st, 3-21-04
12,337 - at James H. Hilton Coliseum, Ames, IA, Mideast 1st, 3-12-99

EAST FIRST/SECOND ROUNDS

- 12,000 - at St. John's Arena, Columbus, OH, 2nd, 3-21-93
11,534 - at Bramlage Coliseum, Manhattan, KS, 2nd, 3-25-03
11,190 - at Thompson-Boling Arena, Knoxville, TN, 1st, 3-13-99
10,732 - at Bramlage Coliseum, Manhattan, KS, 1st, 3-23-03
10,052 - at Cassell Coliseum, Blacksburg, VA, 1st, 3-13-99
10,027 - at Harry A. Gampel Pavilion, Storrs, CT, 1st, 3-13-98
10,027 - at Harry A. Gampel Pavilion, Storrs, CT, 2nd, 3-15-98
10,027 - at Harry A. Gampel Pavilion, Storrs, CT, 1st, 3-17-00
10,027 - at Harry A. Gampel Pavilion, Storrs, CT, 2nd, 3-19-00
10,027 - at Harry A. Gampel Pavilion, Storrs, CT, 1st, 3-17-01
10,027 - at Harry A. Gampel Pavilion, Storrs, CT, 2nd, 3-19-01

MIDEAST FIRST/SECOND ROUNDS

- 13,425 - at Williams Arena, Minneapolis, MN, 2nd, 3-23-04
12,577 - at Thompson-Boling Arena, Knoxville, TN, 1st, 3-14-98
12,357 - at Williams Arena, Minneapolis, MN, 1st, 3-21-04
12,337 - at James H. Hilton Coliseum, Ames, IA, 1st, 3-12-99
12,161 - at United Spirit Arena, Lubbock, TX, 2nd, 3-18-01

- 11,895 - at United Spirit Arena, Lubbock, TX, 1st, 3-18-00
11,786 - at Bramlage Coliseum, Manhattan, KS, 2nd, 3-17-02
11,719 - at James H. Hilton Coliseum, Ames, IA, 2nd, 3-14-99
11,631 - at United Spirit Arena, Lubbock, TX, 2nd, 3-20-00
10,893 - at United Spirit Arena, Lubbock, TX, 1st, 3-16-01

MIDWEST FIRST/SECOND ROUNDS

- 16,214 - at University Arena/The Pit, Albuquerque, NM, 2nd, 3-24-03
16,151 - at University Arena/The Pit, Albuquerque, NM, 1st, 3-22-03
16,029 - at University Arena/The Pit, Albuquerque, NM, 1st, 3-20-04
15,544 - at University Arena/The Pit, Albuquerque, NM, 2nd, 3-22-04
13,617 - at James H. Hilton Coliseum, Ames, IA, 1st, 3-17-00
13,478 - at James H. Hilton Coliseum, Ames, IA, 2nd, 3-19-00
11,756 - at James H. Hilton Coliseum, Ames, IA, 2nd, 3-18-01
11,462 - at James H. Hilton Coliseum, Ames, IA, 1st, 3-16-01
11,080 - at United Spirit Arena, Lubbock, TX, 2nd, 3-25-03
11,072 - at Coors Events/Conference Center, Boulder, CO, 1st, 3-16-95
11,072 - at Coors Events/Conference Center, Boulder, CO, 2nd, 3-18-95

WEST FIRST/SECOND ROUNDS

- 11,336 - at Carver-Hawkeye Arena, Iowa City, IA, 2nd, 3-20-88
11,245 - at Lloyd Noble Center, Norman, OK, 2nd, 3-18-02
11,200 - at Lloyd Noble Center, Norman, OK, 1st, 3-16-02
11,199 - at Coors Events/Conference Center, Boulder, CO, 2nd, 3-19-94
11,050 - at Lloyd Noble Center, Norman, OK, 2nd, 3-19-01
10,923 - at Lloyd Noble Center, Norman, OK, 1st, 3-17-01
9,531 - at Coors Events/Conference Center, Boulder, CO, 2nd, 3-20-93
9,203 - at Bryce Jordan Center, University Park, PA, 2nd, 3-17-96
8,741 - at Moby Arena, Ft. Collins, CO, 1st, 3-12-99
8,741 - at Moby Arena, Ft. Collins, CO, 2nd, 3-14-99

All-Time Site and Arena History

TOURNAMENT GAMES BY ARENA

- 48 - Thompson-Boling Arena, Knoxville, TN, 1988-2003
45 - Thomas Assembly Center, Ruston, LA, 1983-2003
44 - Frank Erwin Center, Austin, TX, 1983-2004
38 - Maples Pavilion, Stanford, CA, 1982-2003
37 - Harry A. Gampel Pavilion, Storrs, CT, 1990-2003
35 - ODU Field House, Norfolk, VA, 1982-2000

REGIONAL GAMES BY ARENA

- 18 - Frank Erwin Center, Austin, TX, 1986-88-89-90-91-94
12 - Pauley Pavilion, Los Angeles, 1983-85-87-95
12 - ODU Field House, Norfolk, VA, 1984-85-88-90
12 - Carver-Hawkeye Arena, Iowa City, IA, 1986-90-93-97
12 - Maples Pavilion, Stanford, CA, 1982-90-94-2003

WOMEN'S FINAL FOUR GAMES BY ARENA

- 6 - The Scope, Norfolk, VA, 1982-83
6 - Frank Erwin Center, Austin, TX, 1985-87
6 - Tacoma Dome, Tacoma, WA, 1987-88

TOURNAMENT GAMES BY CITY

- 63 - Knoxville, TN, 1982-2003
49 - Ruston, LA, 1982-2003
47 - Norfolk, VA, 1982-2004
44 - Austin, TX, 1983-2004
41 - Los Angeles, 1982-99

REGIONAL GAMES BY CITY

- 18 - Austin, TX, 1986-88-89-90-91-94
18 - Los Angeles, 1983-84-85-87-95-99
18 - Knoxville, TN, 1982-84-87-91-95-2003
15 - Norfolk, VA, 1984-85-88-90-2004
12 - Iowa City, IA, 1986-90-93-97
12 - Ruston, LA, 1982-83-84-89

WOMEN'S FINAL FOUR GAMES BY CITY

- 6 - Norfolk, VA, 1982-83
- 6 - Austin, TX, 1985-87
- 6 - Tacoma, WA, 1987-88
- 6 - Los Angeles, 1984-92
- 6 - Atlanta, 1993-2003
- 6 - New Orleans, 1991-2004

TOURNAMENT GAMES BY STATE

- 115 - California, 1982-2004
- 102 - Virginia, 1982-2004

- 95 - Tennessee, 1982-2004
- 95 - Texas, 1983-2004
- 80 - Louisiana, 1982-2004

REGIONAL GAMES BY STATE

- 39 - California, 1982-2003
- 27 - Texas, 1985-96
- 27 - Virginia, 1984-2004
- 24 - Tennessee, 1982-2003
- 18 - Louisiana, 1985-91

WOMEN'S FINAL FOUR GAMES BY STATE

- 9 - California (Los Angeles, 1984-92; San Jose, 1999)
- 9 - Virginia (Norfolk, 1982-83; Richmond, 1994)
- 9 - Texas (Austin, 1985-87; San Antonio, 2002)

Tournament Game Sites By State

Number of games is indicated by (G), number of sessions by (S), opening round by (OR), first round by (1st), second round by (2d), regional by (Rgnl), East region by (E), Mideast region by (ME), Midwest region by (MW), West region by (W) and non-campus arena by (#).

ALABAMA

G	S	Yr.	Round	City	Facility
1	1	1983	MW 1st	Auburn	Memorial Coliseum
1	1	1985	MW 1st	Auburn	Memorial Coliseum
1	1	1986	MW 2d	Auburn	Memorial Coliseum
1	1	1987	ME 2d	Auburn	Memorial Coliseum
1	1	1988	ME 2d	Auburn	Joel H. Eaves Memorial Coliseum (name change)
1	1	1989	ME 2d	Auburn	Joel H. Eaves Memorial Coliseum
3	2	1989	ME Rgnl	Auburn	Joel H. Eaves Memorial Coliseum
1	1	1990	ME 2d	Auburn	Joel H. Eaves Memorial Coliseum
1	1	1991	ME 2d	Auburn	Joel H. Eaves Memorial Coliseum
1	1	1993	ME 2d	Auburn	Joel H. Eaves Memorial Coliseum (now named Beard-Eaves-Memorial Coliseum)
3	2	2001	ME Rgnl	Birmingham	#Birmingham-Jefferson Convention Complex Arena
1	1	1992	ME 1st	Tuscaloosa	Coleman Coliseum
1	1	1993	ME 1st	Tuscaloosa	Coleman Coliseum
3	2	1995	E 1st-2d	Tuscaloosa	Coleman Coliseum
3	2	1996	W 1st-2d	Tuscaloosa	Coleman Coliseum
3	2	1997	E 1st-2d	Tuscaloosa	Coleman Coliseum
3	2	1998	MW 1st-2d	Tuscaloosa	Coleman Coliseum

ARKANSAS

G	S	Yr.	Round	City	Facility
1	1	1990	W 1st	Fayetteville	Barnhill Arena
1	1	1991	MW 2d	Fayetteville	Barnhill Arena
3	2	1994	ME Rgnl	Fayetteville	Bud Walton Arena

ARIZONA

G	S	Yr.	Round	City	Facility
1	1	1982	MW 1st	Tempe	University Activity Center
1	1	1983	W 1st	Tempe	University Activity Center
3	2	2004	MW 1st-2d	Tempe	Wells Fargo Arena (name change)
3	2	1998	E 1st-2d	Tucson	McKale Center

CALIFORNIA

G	S	Yr.	Round	City	Facility
1	1	1992	W 1st	Berkeley	Harmon Gym
1	1	1988	W 2d	Carson	Torodome
1	1	1991	W 1st	Fullerton	Titan Gym
1	1	1982	W 1st	Long Beach	University Gym
1	1	1983	W 1st	Long Beach	University Gym
1	1	1985	W 1st	Long Beach	University Gym
3	2	1988	W Rgnl	Long Beach	University Gym
1	1	1986	W 2d	Long Beach	University Gym
1	1	1987	W 2d	Long Beach	University Gym
1	1	1988	W 2d	Long Beach	University Gym
1	1	1989	E 2d	Long Beach	University Gym
1	1	1990	W 1st	Long Beach	University Gym
1	1	1991	W 2d	Long Beach	University Gym
3	2	1986	W Rgnl	Long Beach	#Long Beach Arena
1	1	1982	ME 1st	Los Angeles	Los Angeles Memorial Sports Arena
1	1	1983	W 1st	Los Angeles	Los Angeles Memorial Sports Arena
2	1	1984	W 1st	Los Angeles	Los Angeles Memorial Sports Arena
3	2	1984	W Rgnl	Los Angeles	Los Angeles Memorial Sports Arena
1	1	1985	W 1st	Los Angeles	Los Angeles Memorial Sports Arena
1	1	1986	W 2d	Los Angeles	Los Angeles Memorial Sports Arena
1	1	1987	W 2d	Los Angeles	Los Angeles Memorial Sports Arena
1	1	1992	MW 2d	Los Angeles	Los Angeles Memorial Sports Arena
3	2	1992	Final Four	Los Angeles	Los Angeles Memorial Sports Arena
1	1	1993	W 2d	Los Angeles	Los Angeles Memorial Sports Arena
3	2	1994	ME 1st-2d	Los Angeles	Los Angeles Memorial Sports Arena
3	2	1999	W Rgnl	Los Angeles	Los Angeles Memorial Sports Arena
1	1	1991	W 1st	Los Angeles	Lyon Center
3	2	1983	W Rgnl	Los Angeles	Pauley Pavilion

G	S	Yr.	Round	City	Facility
3	2	1984	Final Four	Los Angeles	Pauley Pavilion
3	2	1985	W Rgnl	Los Angeles	Pauley Pavilion
3	2	1987	W Rgnl	Los Angeles	Pauley Pavilion
1	1	1992	MW 1st	Los Angeles	Pauley Pavilion
3	2	1995	W Rgnl	Los Angeles	Pauley Pavilion
3	2	1999	W 1st-2d	Los Angeles	Pauley Pavilion
3	2	1998	W Rgnl	Oakland	#New Arena
1	1	1992	W 1st	Santa Barbara	UCSB Events Center
1	1	1993	W 1st	Santa Barbara	UCSB Events Center
3	2	2000	W 1st-2d	Santa Barbara	The Thunderdome (name change)
3	2	2004	E 1st-2d	Santa Barbara	The Thunderdome
1	1	1984	W 1st	San Diego	Peterson Gym
3	2	1995	W 1st-2d	San Diego	Peterson Gym
3	2	1999	Final Four	San Jose	#San Jose Arena
3	2	1982	W Rgnl	Stanford	Maples Pavilion
1	1	1989	MW 2d	Stanford	Maples Pavilion
1	1	1990	W 2d	Stanford	Maples Pavilion
3	2	1990	W Rgnl	Stanford	Maples Pavilion
1	1	1991	W 2d	Stanford	Maples Pavilion
1	1	1992	MW 2d	Stanford	Maples Pavilion
1	1	1993	W 2d	Stanford	Maples Pavilion
3	2	1994	W 1st-2d	Stanford	Maples Pavilion
3	2	1994	W Rgnl	Stanford	Maples Pavilion
3	2	1995	W 1st-2d	Stanford	Maples Pavilion
3	2	1996	W 1st-2d	Stanford	Maples Pavilion
3	2	1997	W 1st-2d	Stanford	Maples Pavilion
3	2	1998	W 1st-2d	Stanford	Maples Pavilion
3	2	2002	W 1st-2d	Stanford	Maples Pavilion
3	2	2003	W 1st-2d	Stanford	Maples Pavilion
3	2	2003	W Rgnl	Stanford	Maples Pavilion

COLORADO

G	S	Yr.	Round	City	Facility
1	1	1989	W 2d	Boulder	CU Events Center
1	1	1992	MW 1st	Boulder	Coors Events Center (name change)
3	2	1992	MW Rgnl	Boulder	Coors Events Center
1	1	1993	W 2d	Boulder	Coors Events Center
3	2	1994	W 1st-2d	Boulder	Coors Events Center
3	2	1995	MW 1st-2d	Boulder	Coors Events Center
3	2	1996	W 1st-2d	Boulder	Coors Events Center
3	2	1997	MW 1st-2d	Boulder	Coors Events Center
3	2	2002	W 1st-2d	Boulder	Coors Events Center
3	2	2003	ME 1st-2d	Boulder	Coors Events Center
3	2	2001	MW Rgnl	Denver	#Pepsi Arena
3	2	1999	W 1st-2d	Fort Collins	Moby Arena

CONNECTICUT

G	S	Yr.	Round	City	Facility
3	2	2004	E 1st-2d	Bridgeport	Bridgeport Arena at Harbor Yard
3	2	2004	E Rgnl	Hartford	#Hartford Civic Center
1	1	1989	E 1st	Storrs	Storrs Field House
1	1	1990	E 2d	Storrs	Harry A. Gampel Pavilion
1	1	1991	E 2d	Storrs	Harry A. Gampel Pavilion
1	1	1992	E 1st	Storrs	Harry A. Gampel Pavilion
1	1	1993	ME 1st	Storrs	Harry A. Gampel Pavilion
3	2	1994	E 1st-2d	Storrs	Harry A. Gampel Pavilion
3	2	1995	E 1st-2d	Storrs	Harry A. Gampel Pavilion
3	2	1995	E Rgnl	Storrs	Harry A. Gampel Pavilion
3	2	1996	ME 1st-2d	Storrs	Harry A. Gampel Pavilion
3	2	1997	MW 1st-2d	Storrs	Harry A. Gampel Pavilion
3	2	1998	E 1st-2d	Storrs	Harry A. Gampel Pavilion
3	2	1999	ME 1st-2d	Storrs	Harry A. Gampel Pavilion
3	2	2000	E 1st-2d	Storrs	Harry A. Gampel Pavilion
3	2	2001	E 1st-2d	Storrs	Harry A. Gampel Pavilion
3	2	2002	ME 1st-2d	Storrs	Harry A. Gampel Pavilion
3	2	2003	E 1st-2d	Storrs	Harry A. Gampel Pavilion

DISTRICT OF COLUMBIA

G	S	Yr.	Round	City	Facility
1	1	1992	E 1st	Washington	Charles E. Smith Center
3	2	1995	MW 1st-2d	Washington	Charles E. Smith Center
3	2	1997	E 1st-2d	Washington	Charles E. Smith Center
1	1	1993	E 1st	Washington	McDonough Arena

FLORIDA

G	S	Yr.	Round	City	Facility
1	1	1992	E 2d	Coral Gables	Knight Sports Complex
1	1	1993	E 1st	Coral Gables	Knight Sports Complex
3	2	1994	W 1st-2d	Gainesville	Stephen C. O'Connell Center
3	2	1997	ME 1st-2d	Gainesville	Stephen C. O'Connell Center
3	2	1998	W 1st-2d	Gainesville	Stephen C. O'Connell Center
3	2	2001	W 1st-2d	Gainesville	Stephen C. O'Connell Center
1	1	1990	E 1st	Tallahassee	Tully Gymnasium
1	1	1991	ME 1st	Tallahassee	Tully Gymnasium
3	2	2004	MW 1st-2d	Tallahassee	Tallahassee Leon County Civic Center

GEORGIA

G	S	Yr.	Round	City	Facility
1	1	1983	ME 1st	Athens	Georgia Coliseum
1	1	1984	ME 1st	Athens	Georgia Coliseum
1	1	1985	W 1st	Athens	Georgia Coliseum
1	1	1986	ME 2d	Athens	Georgia Coliseum
1	1	1987	MW 2d	Athens	Georgia Coliseum
1	1	1988	ME 2d	Athens	Georgia Coliseum
3	2	1988	ME Rgnl	Athens	Georgia Coliseum
1	1	1989	ME 1st	Athens	Georgia Coliseum
1	1	1990	W 2d	Athens	Georgia Coliseum
1	1	1991	W 2d	Athens	Georgia Coliseum
1	1	1993	W 1st	Athens	Georgia Coliseum
3	2	1995	MW 1st-2d	Athens	Georgia Coliseum
3	2	1996	MW 1st-2d	Athens	Stegeman Coliseum (name change)
3	2	1997	W 1st-2d	Athens	Stegeman Coliseum
3	2	1999	ME 1st-2d	Athens	Stegeman Coliseum
3	2	2000	W 1st-2d	Athens	Stegeman Coliseum
3	2	2001	E 1st-2d	Athens	Stegeman Coliseum
3	2	2003	MW 1st-2d	Athens	Stegeman Coliseum
3	2	1993	Final Four	Atlanta	#The Omni
3	2	2003	Final Four	Atlanta	#Georgia Dome

IDAHO

G	S	Yr.	Round	City	Facility
3	2	2002	W Rgnl	Boise	Boise State University Pavilion

ILLINOIS

G	S	Yr.	Round	City	Facility
1	1	1987	ME 1st	Champaign	Assembly Hall
3	2	1998	ME 1st-2d	Champaign	Assembly Hall
1	1	1988	W 1st	Charleston	Lantz Gym
3	2	1997	MW 1st-2d	Champaign	Huff Hall
1	1	1990	ME 1st	Chicago	Alumni Hall
1	1	1992	MW 1st	Chicago	Alumni Hall
1	1	1990	MW 1st	DeKalb	Evans Field House
1	1	1992	ME 1st	DeKalb	Evans Field House
1	1	1987	MW 1st	Evanston	Welsh-Ryan Arena
1	1	1990	ME 2d	Evanston	Welsh-Ryan Arena
1	1	1991	MW 1st	Evanston	Welsh-Ryan Arena
1	1	1993	ME 1st	Evanston	Welsh-Ryan Arena
1	1	1989	MW 1st	Normal	Redbird Arena
3	2	1999	MW Rgnl	Normal	Redbird Arena
3	2	1996	ME Rgnl	Rosemont	#Rosemont Horizon

INDIANA

G	S	Yr.	Round	City	Facility
3	2	1983	ME Rgnl	South Bend	Athletic & Convocation Center
3	2	2000	ME 1st-2d	South Bend	Joyce Center (name change)
3	2	2001	MW 1st-2d	South Bend	Joyce Center
3	2	2004	E 1st-2d	South Bend	Joyce Center
1	1	1989	MW 1st	West Lafayette	Mackey Arena
1	1	1989	MW 2d	West Lafayette	Mackey Arena
1	1	1990	MW 2d	West Lafayette	Mackey Arena
1	1	1991	ME 2d	West Lafayette	Mackey Arena
1	1	1992	ME 2d	West Lafayette	Mackey Arena
3	2	1992	ME Rgnl	West Lafayette	Mackey Arena
3	2	1994	W 1st-2d	West Lafayette	Mackey Arena
3	2	1997	ME Rgnl	West Lafayette	Mackey Arena
3	2	1998	MW 1st-2d	West Lafayette	Mackey Arena
3	2	1999	MW 1st-2d	West Lafayette	Mackey Arena
3	2	2000	E 1st-2d	West Lafayette	Mackey Arena
3	2	2001	ME 1st-2d	West Lafayette	Mackey Arena
3	2	2002	ME 1st-2d	West Lafayette	Mackey Arena
3	2	2003	E 1st-2d	West Lafayette	Mackey Arena

IOWA

G	S	Yr.	Round	City	Facility
3	2	1998	ME 1st-2d	Ames	James H. Hilton Coliseum
3	2	1999	ME 1st-2d	Ames	James H. Hilton Coliseum
3	2	2000	MW 1st-2d	Ames	James H. Hilton Coliseum
3	2	2001	MW 1st-2d	Ames	James H. Hilton Coliseum
3	2	2002	MW 1st-2d	Ames	James H. Hilton Coliseum
3	2	2002	MW Rgnl	Ames	James H. Hilton Coliseum
3	2	2004	W 1st-2d	Ames	James H. Hilton Coliseum
1	1	1982	W 1st	Des Moines	Drake Fieldhouse
1	1	1986	MW 1st	Des Moines	Drake Fieldhouse
3	2	1995	MW Rgnl	Des Moines	Knapp Center
3	2	1986	ME Rgnl	Iowa City	Carver-Hawkeye Arena
1	1	1987	MW 2d	Iowa City	Carver-Hawkeye Arena
1	1	1988	W 2d	Iowa City	Carver-Hawkeye Arena
1	1	1989	MW 2d	Iowa City	Carver-Hawkeye Arena
1	1	1990	ME 2d	Iowa City	Carver-Hawkeye Arena
3	2	1990	ME Rgnl	Iowa City	Carver-Hawkeye Arena
1	1	1992	W 2d	Iowa City	Carver-Hawkeye Arena
3	2	1993	ME Rgnl	Iowa City	Carver-Hawkeye Arena
3	2	1994	MW 1st-2d	Iowa City	Carver-Hawkeye Arena
3	2	1996	ME 1st-2d	Iowa City	Carver-Hawkeye Arena
3	2	1997	MW Rgnl	Iowa City	Carver-Hawkeye Arena
3	2	1998	W 1st-2d	Iowa City	Carver-Hawkeye Arena

KANSAS

G	S	Yr.	Round	City	Facility
1	1	1988	MW 1st	Lawrence	Allen Field House
1	1	1993	MW 1st	Lawrence	Allen Field House
3	2	1996	E 1st-2d	Lawrence	Allen Field House
3	2	1997	W 1st-2d	Lawrence	Allen Field House
1	1	1982	E 1st	Manhattan	Ahearn Field House
1	1	1983	MW 1st	Manhattan	Ahearn Field House
3	2	2002	ME 1st-2d	Manhattan	Bramlage Coliseum
3	2	2003	E 1st-2d	Manhattan	Bramlage Coliseum

KENTUCKY

G	S	Yr.	Round	City	Facility
1	1	1985	ME 1st	Bowling Green	E.A. Diddle Arena
3	2	1985	ME Rgnl	Bowling Green	E.A. Diddle Arena
1	1	1986	E 2d	Bowling Green	E.A. Diddle Arena
1	1	1989	E 1st	Bowling Green	E.A. Diddle Arena
3	2	1989	E Rgnl	Bowling Green	E.A. Diddle Arena
1	1	1991	ME 2d	Bowling Green	E.A. Diddle Arena
1	1	1992	ME 2d	Bowling Green	E.A. Diddle Arena
1	1	1993	E 2d	Bowling Green	E.A. Diddle Arena
3	2	1995	ME 1st-2d	Bowling Green	E.A. Diddle Arena
1	1	1982	MW 1st	Lexington	Memorial Coliseum
1	1	1983	ME 1st	Lexington	Memorial Coliseum
3	2	1986	Final Four	Lexington	#Rupp Arena

LOUISIANA

G	S	Yr.	Round	City	Facility
1	1	1984	MW 1st	Baton Rouge	LSU Assembly Center
1	1	1986	ME 2d	Baton Rouge	LSU Assembly Center
1	1	1987	MW 2d	Baton Rouge	LSU Assembly Center
3	2	1997	ME 1st-2d	Baton Rouge	Pete Maravich Assembly Center (name change)
3	2	1999	W 1st-2d	Baton Rouge	Pete Maravich Assembly Center
3	2	2000	E 1st-2d	Baton Rouge	Pete Maravich Assembly Center
3	2	2004	W 1st-2d	Baton Rouge	Pete Maravich Assembly Center
1	1	1983	W OR	Monroe	Wilson Ewing Coliseum
1	1	1984	MW 1st	Monroe	Wilson Ewing Coliseum
1	1	1985	MW 1st	Monroe	Wilson Ewing Coliseum
3	2	1985	MW Rgnl	Monroe	Wilson Ewing Coliseum
1	1	1987	MW 1st	Monroe	Wilson Ewing Coliseum
3	2	1987	MW Rgnl	Monroe	Wilson Ewing Coliseum
3	2	1991	Final Four	New Orleans	Kiefer UNO Lakefront Arena
3	2	2004	Final Four	New Orleans	#New Orleans Arena
1	1	1982	MW 1st	Ruston	Memorial Gym
3	2	1982	MW Rgnl	Ruston	Memorial Gym
1	1	1983	MW 1st	Ruston	Thomas Assembly Center
3	2	1983	MW Rgnl	Ruston	Thomas Assembly Center
1	1	1984	MW 1st	Ruston	Thomas Assembly Center
3	2	1984	MW Rgnl	Ruston	Thomas Assembly Center
1	1	1985	MW 1st	Ruston	Thomas Assembly Center
1	1	1986	W 2d	Ruston	Thomas Assembly Center
1	1	1987	MW 2d	Ruston	Thomas Assembly Center
1	1	1988	MW 2d	Ruston	Thomas Assembly Center
1	1	1989	MW 2d	Ruston	Thomas Assembly Center
3	2	1989	MW Rgnl	Ruston	Thomas Assembly Center
1	1	1990	MW 2d	Ruston	Thomas Assembly Center
1	1	1993	MW 1st	Ruston	Thomas Assembly Center
3	2	1994	ME 1st-2d	Ruston	Thomas Assembly Center
3	2	1995	E 1st-2d	Ruston	Thomas Assembly Center
3	2	1996	MW 1st-2d	Ruston	Thomas Assembly Center
3	2	1997	ME 1st-2d	Ruston	Thomas Assembly Center
3	2	1998	MW 1st-2d	Ruston	Thomas Assembly Center
3	2	1999	W 1st-2d	Ruston	Thomas Assembly Center
3	2	2000	MW 1st-2d	Ruston	Thomas Assembly Center
3	2	2001	E 1st-2d	Ruston	Thomas Assembly Center
3	2	2003	W 1st-2d	Ruston	Thomas Assembly Center

MARYLAND

G	S	Yr.	Round	City	Facility
1	1	1982	W 1st	College Park	Cole Field House
1	1	1983	E 1st	College Park	Cole Field House
1	1	1988	ME 2d	College Park	Cole Field House
1	1	1989	W 2d	College Park	Cole Field House
1	1	1990	E 1st	College Park	Cole Field House
1	1	1992	ME 2d	College Park	Cole Field House
1	1	1993	MW 2d	College Park	Cole Field House

MASSACHUSETTS

G	S	Yr.	Round	City	Facility
1	1	1991	ME 1st	Worcester	Hart Center

MICHIGAN

G	S	Yr.	Round	City	Facility
1	1	1984	ME 1st	Mt. Pleasant	Daniel P. Rose Arena

MINNESOTA

G	S	Yr.	Round	City	Facility
3	2	1995	Final Four	Minneapolis	#Target Center
3	2	2004	ME 1st-2d	Minneapolis	Williams Arena



With an anticipated sellout of the RCA Dome, the 2005 Women's Final Four in Indianapolis will record the 14th sellout in the event's history. A sellout of 28,937 at the RCA Dome would mark the second highest single-session attendance in tournament history, behind the 29,619 in attendance for the 2002 Women's Final Four at the Alamodome in San Antonio.

The 24th edition of the Women's Final Four comes to Indianapolis and the RCA Dome for the first time in the event's history.

However, Indianapolis is no stranger to Final Fours, hosting the Men's Final Four four times previously (1980, 1991, 1997 and 2000). With Indianapolis playing host to the 2006 Men's Final Four, it becomes the fourth city to host the Men's and Women's Final Four in back-to-back years (Lexington, Ky., 1985 men's and 1986 women's; Atlanta, 2002 men's and 200 women's and New Orleans, 2003 men's and 2004 women's).

Tournament fact

G	S	Yr.	Round	City	Facility
3	2	1996	Final Four	Charlotte	#Charlotte Coliseum
1	1	1987	E 1st	Durham	Cameron Indoor Stadium
3	2	1996	ME 1st-2d	Durham	Cameron Indoor Stadium
3	2	1998	W 1st-2d	Durham	Cameron Indoor Stadium
3	2	1999	E 1st-2d	Durham	Cameron Indoor Stadium
3	2	2000	E 1st-2d	Durham	Cameron Indoor Stadium
3	2	2001	W 1st-2d	Durham	Cameron Indoor Stadium
3	2	2002	E 1st-2d	Durham	Cameron Indoor Stadium
3	2	2004	ME 1st-2d	Durham	Cameron Indoor Stadium
3	2	1987	E Rgnl	Fayetteville	Cumberland County Memorial Arena
3	2	1999	E Rgnl	Greensboro	#Greensboro Coliseum
1	1	1982	E 1st	Raleigh	William Neal Reynolds Coliseum
3	2	1982	E Rgnl	Raleigh	William Neal Reynolds Coliseum
1	1	1983	E 1st	Raleigh	William Neal Reynolds Coliseum
1	1	1984	E 1st	Raleigh	William Neal Reynolds Coliseum
1	1	1985	E 1st	Raleigh	William Neal Reynolds Coliseum
1	1	1989	ME 2d	Raleigh	William Neal Reynolds Coliseum
1	1	1990	MW 2d	Raleigh	William Neal Reynolds Coliseum
1	1	1991	E 2d	Raleigh	William Neal Reynolds Coliseum
3	2	1998	E 1st-2d	Raleigh	William Neal Reynolds Coliseum
3	2	2001	E 1st-2d	Raleigh	William Neal Reynolds Coliseum
3	2	2003	MW 1st-2d	Raleigh	William Neal Reynolds Coliseum
3	2	2002	E Rgnl	Raleigh	#Entertainment & Sports Arena
OHIO					
G	S	Yr.	Round	City	Facility
1	1	1986	ME 1st	Athens	Convocation Center
1	1	1989	W 1st	Bowling Green	Anderson Arena
1	1	1993	E 1st	Bowling Green	Anderson Arena
1	1	1984	ME 1st	Columbus	St. John Arena
1	1	1985	E 1st	Columbus	St. John Arena
1	1	1986	ME 2d	Columbus	St. John Arena
1	1	1988	ME 2d	Columbus	St. John Arena
1	1	1989	E 2d	Columbus	St. John Arena
1	1	1990	MW 1st	Columbus	St. John Arena
1	1	1993	E 2d	Columbus	St. John Arena
3	2	2004	ME 1st-2d	Columbus	St. John Arena
3	2	2001	ME 1st-2d	Cincinnati	Cintas Center
3	2	1997	Final Four	Cincinnati	#Riverfront Coliseum
3	2	1999	ME Rgnl	Cincinnati	Shoemaker Center
3	2	2003	W 1st-2d	Cincinnati	Fifth Third Arena at Shoemaker Center (name change)
3	2	1998	E Rgnl	Dayton	University of Dayton Arena
3	2	2003	E Rgnl	Dayton	University of Dayton Arena
OKLAHOMA					
G	S	Yr.	Round	City	Facility
1	1	1986	MW 2d	Norman	Lloyd Noble Center
3	2	2001	W 1st-2d	Norman	Lloyd Noble Center
3	2	2002	W 1st-2d	Norman	Lloyd Noble Center
3	2	2003	ME 1st-2d	Norman	Lloyd Noble Center
3	2	2004	MW Rgnl	Norman	Lloyd Noble Center
1	1	1989	MW 1st	Stillwater	Gallagher-Iba Arena
1	1	1990	MW 1st	Stillwater	Gallagher-Iba Arena
1	1	1991	MW 1st	Stillwater	Gallagher-Iba Arena
1	1	1991	MW 2d	Stillwater	Gallagher-Iba Arena
OREGON					
G	S	Yr.	Round	City	Facility
1	1	1983	W 1st	Corvallis	Gill Coliseum
1	1	1982	W 1st	Eugene	McArthur Court
1	1	1987	W 1st	Eugene	McArthur Court
1	1	1987	W 2d	Eugene	McArthur Court
3	2	2000	W 1st-2d	Eugene	McArthur Court
3	2	2003	W 1st-2d	Eugene	McArthur Court
3	2	2000	W Rgnl	Portland	Memorial Coliseum
PENNSYLVANIA					
G	S	Yr.	Round	City	Facility
1	1	1982	E 1st	Cheyney	Cope Hall
1	1	1983	E 1st	Cheyney	Cope Hall
1	1	1984	E 1st	Cheyney	Cope Hall
1	1	1987	E 1st	Philadelphia	Alumni Memorial Fieldhouse
1	1	1988	ME 1st	Philadelphia	Alumni Memorial Fieldhouse
3	2	2000	Final Four	Philadelphia	#First Union Center (now named Wakovia Center)
1	1	1983	ME OR	Philadelphia	Hayman Hall
1	1	1988	ME 1st	Philadelphia	Hayman Hall
1	1	1989	ME 1st	Philadelphia	McGonigle Hall
1	1	1986	E 1st	Philadelphia	#Palestra
3	2	1986	E Rgnl	Philadelphia	#Palestra
3	2	1991	E Rgnl	Philadelphia	#Palestra
3	2	2004	E 1st-2d	Philadelphia	The Liacouras Center
3	2	2001	E Rgnl	Pittsburgh	#Mellon Arena
1	1	1982	ME 1st	University Park	Recreation Hall
3	2	1983	E Rgnl	University Park	Recreation Hall

Question...

How many fans were in attendance for the 1993 Women's Final Four in Atlanta when it was held at the Omni?

Answer...

16,141. The attendance number marked the first year of the current 12-year consecutive sellout streak and the first time the Women's Final Four was sold out in advance.

G	S	Yr.	Round	City	Facility
1	1	1985	E 1st	University Park	Recreation Hall
1	1	1986	E 2d	University Park	Recreation Hall
1	1	1991	E 2d	University Park	Recreation Hall
1	1	1992	W 2d	University Park	Recreation Hall
1	1	1993	E 2d	University Park	Recreation Hall
3	2	1994	MW 1st-2d	University Park	Recreation Hall
3	2	1995	MW 1st-2d	University Park	Recreation Hall
3	2	1996	W 1st-2d	University Park	Recreation Hall
3	2	2000	MW 1st-2d	University Park	Bryce Jordan Center
3	2	2002	ME 1st-2d	University Park	Bryce Jordan Center
3	2	2003	ME 1st-2d	University Park	Bryce Jordan Center
1	1	1987	E 2d	Villanova	John E. duPont Pavilion
1	1	1988	E 1st	Villanova	John E. duPont Pavilion
RHODE ISLAND					
G	S	Yr.	Round	City	Facility
1	1	1986	E 1st	Providence	Alumni Hall
1	1	1990	E 2d	Providence	Alumni Hall
1	1	1991	E 1st	Providence	Alumni Hall
1	1	1992	ME 1st	Providence	Alumni Hall
SOUTH CAROLINA					
G	S	Yr.	Round	City	Facility
1	1	1989	ME 2d	Clemson	Littlejohn Coliseum
1	1	1990	E 1st	Clemson	Littlejohn Coliseum
1	1	1991	E 2d	Clemson	Littlejohn Coliseum
1	1	1992	E 1st	Clemson	Littlejohn Coliseum
1	1	1993	MW 1st	Clemson	Littlejohn Coliseum
3	2	1996	MW 1st-2d	Clemson	Littlejohn Coliseum
3	2	1999	ME 1st-2d	Clemson	Littlejohn Coliseum
1	1	1982	MW 1st	Columbia	Carolina Coliseum
1	1	1986	ME 1st	Columbia	Carolina Coliseum
1	1	1988	MW 1st	Columbia	Carolina Coliseum
1	1	1989	MW 1st	Columbia	Carolina Coliseum
1	1	1990	ME 1st	Columbia	Frank McGuire Arena (name change)
3	2	1997	E Rgnl	Columbia	Frank McGuire Arena
3	2	1997	E 1st-2d	Columbia	Frank McGuire Arena
TENNESSEE					
G	S	Yr.	Round	City	Facility
3	2	2004	MW 1st-2d	Chattanooga	McKenzie Arena
1	1	1987	ME 1st	Cookeville	Eblen Center
1	1	1990	ME 1st	Cookeville	Eblen Center
1	1	1982	ME 1st	Knoxville	Stokely Athletics Center
3	2	1982	ME Rgnl	Knoxville	Stokely Athletics Center
1	1	1983	ME 1st	Knoxville	Stokely Athletics Center
1	1	1984	ME 1st	Knoxville	Stokely Athletics Center
3	2	1984	ME Rgnl	Knoxville	Stokely Athletics Center
1	1	1985	ME 1st	Knoxville	Stokely Athletics Center
1	1	1986	ME 2d	Knoxville	Stokely Athletics Center
1	1	1987	ME 2d	Knoxville	Stokely Athletics Center
3	2	1987	ME Rgnl	Knoxville	Stokely Athletics Center
1	1	1988	E 2d	Knoxville	Thompson-Boling Arena
1	1	1989	E 2d	Knoxville	Thompson-Boling Arena
1	1	1990	E 2d	Knoxville	Thompson-Boling Arena
3	2	1990	Final Four	Knoxville	Thompson-Boling Arena
1	1	1991	ME 2d	Knoxville	Thompson-Boling Arena
3	2	1991	ME Rgnl	Knoxville	Thompson-Boling Arena
1	1	1992	ME 2d	Knoxville	Thompson-Boling Arena
1	1	1993	ME 2d	Knoxville	Thompson-Boling Arena
3	2	1994	ME 1st-2d	Knoxville	Thompson-Boling Arena
3	2	1995	ME 1st-2d	Knoxville	Thompson-Boling Arena
3	2	1995	ME Rgnl	Knoxville	Thompson-Boling Arena
3	2	1996	E 1st-2d	Knoxville	Thompson-Boling Arena
3	2	1997	MW 1st-2d	Knoxville	Thompson-Boling Arena
3	2	1998	ME 1st-2d	Knoxville	Thompson-Boling Arena
3	2	1999	E 1st-2d	Knoxville	Thompson-Boling Arena
3	2	2000	ME 1st-2d	Knoxville	Thompson-Boling Arena
3	2	2001	ME 1st-2d	Knoxville	Thompson-Boling Arena
3	2	2002	MW 1st-2d	Knoxville	Thompson-Boling Arena
3	2	2003	ME 1st-2d	Knoxville	Thompson-Boling Arena
3	2	2003	ME Rgnl	Knoxville	Thompson-Boling Arena
1	1	1982	ME 1st	Memphis	MSU Fieldhouse
3	2	2000	ME Rgnl	Memphis	#The Pyramid
1	1	1989	E 1st	Nashville	Alumni Memorial Fieldhouse
1	1	1990	ME 1st	Nashville	Memorial Gym (name change)
1	1	1991	ME 1st	Nashville	Memorial Gym
1	1	1992	E 2d	Nashville	Memorial Gym
3	2	1994	E 1st-2d	Nashville	Memorial Gym
3	2	1995	W 1st-2d	Nashville	Memorial Gym
3	2	1996	ME 1st-2d	Nashville	Memorial Gym
3	2	1998	ME Rgnl	Nashville	Memorial Gym
3	2	2001	MW 1st-2d	Nashville	Memorial Gym
3	2	2002	MW 1st-2d	Nashville	Memorial Gym
1	1	1993	MW 2d	Nashville	#Striplin Gymnasium

TEXAS

G	S	Yr.	Round	City	Facility
1	1	1983	MW 1st	Austin	Frank Erwin Center
1	1	1984	MW 1st	Austin	Frank Erwin Center
1	1	1985	ME 1st	Austin	Frank Erwin Center
3	2	1985	Final Four	Austin	Frank Erwin Center
1	1	1986	MW 2d	Austin	Frank Erwin Center
3	2	1986	MW Rgnl	Austin	Frank Erwin Center
1	1	1987	E 2d	Austin	Frank Erwin Center
3	2	1987	Final Four	Austin	Frank Erwin Center
1	1	1988	MW 2d	Austin	Frank Erwin Center
3	2	1988	MW Rgnl	Austin	Frank Erwin Center
1	1	1989	W 2d	Austin	Frank Erwin Center
3	2	1989	W Rgnl	Austin	Frank Erwin Center
1	1	1990	MW 2d	Austin	Frank Erwin Center
3	2	1990	MW Rgnl	Austin	Frank Erwin Center
1	1	1991	MW 1st	Austin	Frank Erwin Center
3	2	1991	MW Rgnl	Austin	Frank Erwin Center
1	1	1992	W 2d	Austin	Frank Erwin Center
1	1	1993	MW 2d	Austin	Frank Erwin Center
3	2	1994	MW Rgnl	Austin	Frank Erwin Center
3	2	1997	E 1st-2d	Austin	Frank Erwin Center
3	2	2002	E 1st-2d	Austin	Frank Erwin Center
3	2	2004	W 1st-2d	Austin	Frank Erwin Center
1	1	1991	MW 2d	Beaumont	Montagne Center
1	1	1992	MW 2d	Lubbock	Lubbock Municipal Coliseum
1	1	1993	W 2d	Lubbock	Lubbock Municipal Coliseum
3	2	1994	MW 1st-2d	Lubbock	Lubbock Municipal Coliseum
3	2	1995	ME 1st-2d	Lubbock	Lubbock Municipal Coliseum
3	2	1996	MW 1st-2d	Lubbock	Lubbock Municipal Coliseum
3	2	1998	MW 1st-2d	Lubbock	Lubbock Municipal Coliseum
3	2	1998	MW Rgnl	Lubbock	Lubbock Municipal Coliseum
3	2	1999	MW 1st-2d	Lubbock	Lubbock Municipal Coliseum
3	2	2000	ME 1st-2d	Lubbock	United Spirit Arena
3	2	2001	ME 1st-2d	Lubbock	United Spirit Arena
3	2	2002	W 1st-2d	Lubbock	United Spirit Arena
3	2	2003	MW 1st-2d	Lubbock	United Spirit Arena
1	1	1988	W 1st	Nacogdoches	Stephen F. Austin Coliseum
1	1	1989	W 2d	Nacogdoches	Stephen F. Austin Coliseum
1	1	1990	W 2d	Nacogdoches	Stephen F. Austin Coliseum
1	1	1991	MW 1st	Nacogdoches	Stephen F. Austin Coliseum
1	1	1992	MW 2d	Nacogdoches	Johnson Coliseum (name change)
1	1	1993	MW 2d	Nacogdoches	Johnson Coliseum
3	2	1993	MW Rgnl	Nacogdoches	Johnson Coliseum
3	2	1996	MW Rgnl	Nacogdoches	Johnson Coliseum
3	2	2002	Final Four	San Antonio	#Alamodome
3	2	2002	E 1st-2d	Waco	Ferrell Center

UTAH

G	S	Yr.	Round	City	Facility
3	2	2001	MW 1st-2d	Salt Lake City	Jon M. Huntsman Center

VERMONT

G	S	Yr.	Round	City	Facility
1	1	1993	E 1st	Burlington	Patrick Gym

VIRGINIA

G	S	Yr.	Round	City	Facility
3	2	1999	E 1st-2d	Blacksburg	Cassell Coliseum
3	2	2004	E 1st-2d	Blacksburg	Cassell Coliseum
1	1	1986	E 2d	Charlottesville	University Hall
1	1	1987	ME 2d	Charlottesville	University Hall
1	1	1988	E 2d	Charlottesville	University Hall
1	1	1989	E 2d	Charlottesville	University Hall
1	1	1990	E 2d	Charlottesville	University Hall
1	1	1991	MW 2d	Charlottesville	University Hall
1	1	1992	E 2d	Charlottesville	University Hall
3	2	1992	E Rgnl	Charlottesville	University Hall
1	1	1993	E 2d	Charlottesville	University Hall
3	2	1994	ME 1st-2d	Charlottesville	University Hall
3	2	1995	E 1st-2d	Charlottesville	University Hall
3	2	1996	E 1st-2d	Charlottesville	University Hall
3	2	1996	E Rgnl	Charlottesville	University Hall
3	2	1997	W 1st-2d	Charlottesville	University Hall
3	2	2000	ME 1st-2d	Charlottesville	University Hall
1	1	1987	E 2d	Harrisonburg	JMU Convocation Center
1	1	1988	E 2d	Harrisonburg	JMU Convocation Center
1	1	1989	E 1st	Harrisonburg	JMU Convocation Center
1	1	1991	E 1st	Harrisonburg	JMU Convocation Center
1	1	1982	E 1st	Norfolk	ODU Field House
1	1	1983	E 1st	Norfolk	ODU Field House
1	1	1984	E 1st	Norfolk	ODU Field House
3	2	1984	E Rgnl	Norfolk	ODU Field House
1	1	1985	E 1st	Norfolk	ODU Field House
3	2	1985	E Rgnl	Norfolk	ODU Field House
3	2	1988	E Rgnl	Norfolk	ODU Field House
1	1	1989	ME 1st	Norfolk	ODU Field House
1	1	1990	E 1st	Norfolk	ODU Field House
3	2	1990	E Rgnl	Norfolk	ODU Field House
1	1	1993	ME 1st	Norfolk	ODU Field House

Question...

Name the five cities that have hosted the Women's Final Four more than once (including 2004).

Answer...

Atlanta (1993, 2003); Austin, Texas (1985, 1987); Los Angeles (1984, 1992); New Orleans (1991, 2004); Norfolk, Virginia (1982, 1983); and Tacoma, Washington (1987, 1988).



The 2005 Seattle first and second rounds will be held at the Bank of America Arena. The facility is host of a tournament round for the second year in a row.

G	S	Yr.	Round	City	Facility
1	1	1993	ME 2d	Norfolk	ODU Field House
3	2	1996	E 1st-2d	Norfolk	ODU Field House
3	2	1997	ME 1st-2d	Norfolk	ODU Field House
3	2	1998	E 1st-2d	Norfolk	ODU Field House
3	2	1999	E 1st-2d	Norfolk	ODU Field House
3	2	2000	MW 1st-2d	Norfolk	ODU Field House
3	2	1982	Final Four	Norfolk	#The Scope
3	2	1983	Final Four	Norfolk	#The Scope
3	2	2003	E 1st-2d	Norfolk	Ted Constant Convocation Center
3	2	2004	ME Rgnl	Norfolk	Ted Constant Convocation Center
3	2	1984	Final Four	Richmond	Richmond Coliseum
3	2	1993	E Rgnl	Richmond	Richmond Coliseum
1	1	1991	E 1st	Richmond	Robins Center
3	2	2000	E Rgnl	Richmond	Stuart Siegel Center
WASHINGTON					
G	S	Yr.	Round	City	Facility
1	1	1985	W 1st	Seattle	Hec Edmundson Pavilion
1	1	1986	W 1st	Seattle	Hec Edmundson Pavilion
1	1	1987	W 1st	Seattle	Hec Edmundson Pavilion
1	1	1988	W 2d	Seattle	Hec Edmundson Pavilion
1	1	1989	W 1st	Seattle	Hec Edmundson Pavilion
1	1	1990	ME 2d	Seattle	Hec Edmundson Pavilion
1	1	1991	W 2d	Seattle	Hec Edmundson Pavilion
3	2	1992	W Rgnl	Seattle	Hec Edmundson Pavilion
1	1	1993	W 1st	Seattle	Hec Edmundson Pavilion
3	2	1995	ME 1st-2d	Seattle	Hec Edmundson Pavilion
3	2	1996	W Rgnl	Seattle	Hec Edmundson Pavilion
3	2	2004	W Rgnl	Seattle	Bank of America Arena at Hec Edmundson Pavilion (name change)
3	2	2001	W Rgnl	Spokane	#Spokane Arena
3	2	1988	Final Four	Tacoma	#Tacoma Dome
3	2	1989	Final Four	Tacoma	#Tacoma Dome
WEST VIRGINIA					
G	S	Yr.	Round	City	Facility
1	1	1992	E 2d	Morgantown	WVU Coliseum
WISCONSIN					
G	S	Yr.	Round	City	Facility
1	1	1992	W 1st	Madison	UW Field House
3	2	2002	ME Rgnl	Milwaukee	#U.S. Cellular Arena

Future Dates and Sites

Tournament

Year	First Round	Second Round	Regionals	Women's Final Four
2006	March 18-19	March 20-21	March 25-28	April 2 & 4
2007	March 17-18	March 19-20	March 24-27	April 1 & 3
2008	March 22-23	March 24-25	March 29-April 1	April 6 & 8
2009	March 21-22	March 23-24	March 28-31	April 5 & 7
2010	March 20-21	March 22-23	March 27-30	April 4 & 6
2011	March 19-20	March 21-22	March 26-29	April 3 & 5

2005

FIRST AND SECOND ROUNDS

MARCH 19 AND 21

- Reunion Arena (17,767), Dallas, Texas
Hosts: University of Texas at Austin and Texas Tech University
- Save Mart Center (15,621), Fresno, California
Host: California State University, Fresno
- Williams Arena (14,625), Minneapolis
Host: University of Minnesota, Twin Cities
- Bank of America Arena (9,394), Seattle
Host: University of Washington

MARCH 20 AND 22

- Dean E. Smith Center (21,000), Chapel Hill, North Carolina
Host: University of North Carolina, Chapel Hill
- Comcast Center (17,950), College Park, Maryland
Host: University of Maryland, College Park
- Thompson-Boling Arena (25,000), Knoxville, Tennessee
Host: University of Tennessee, Knoxville
- Harry A. Gampel Pavilion (10,167), Storrs, Connecticut
Host: University of Connecticut

REGIONALS

MARCH 26 AND 28

- CHATTANOOGA — McKenzie Arena (12,000), Chattanooga, Tennessee
Host: University of Tennessee at Chattanooga
- TEMPE — Wells Fargo Arena (14,141), Tempe, Arizona
Host: Arizona State University

MARCH 27 AND 29

- KANSAS CITY — Municipal Auditorium (9,827), Kansas City, Missouri
Host: University of Missouri, Kansas City
- PHILADELPHIA — The Liacouras Center (10,206), Philadelphia
Host: Temple University, host

2006

FIRST AND SECOND ROUNDS

MARCH 18 AND 20 OR MARCH 19 AND 21

- Allstate Arena (17,216), Chicago
Host: DePaul University
- Pepsi Center (19,699), Denver
Host: University of Colorado, Boulder
- Memorial Gymnasium (14,107), Nashville, Tennessee
Host: Vanderbilt University
- Ted Constant Convocation Center (8,639), Norfolk, Virginia
Host: Old Dominion University
- Sovereign Bank Arena (8,500), Trenton, New Jersey
Hosts: Rider University and Metro Atlantic Athletic Conference
- McKale Center (14,545), Tucson, Arizona
Host: University of Arizona
- Bryce Jordan Center (15,261), University Park, Pennsylvania
Host: Pennsylvania State University
- Mackey Arena (14,123), West Lafayette, Indiana
Host: Purdue University

REGIONALS**MARCH 25 AND 27**

ALBUQUERQUE — The Pit/Bob King Court (15,983), Albuquerque, New Mexico
Host: University of New Mexico

SAN ANTONIO — SBC Center (18,500), San Antonio
Host: University of Texas at San Antonio

MARCH 26 AND 28

BRIDGEPORT — Bridgeport Arena at Harbor Yard (8,754),
Bridgeport, Connecticut
Host: Fairfield University

CLEVELAND — Gund Arena (20,000), Cleveland
Hosts: Cleveland State University and
Mid-American Conference
Host: University of New Mexico

Women's Final Four

Year	Dates	Site & Hosts
2005	April 3 & 5	RCA Dome (28,937), Indianapolis Hosts: Butler University and Horizon League
2006	April 2 & 4	Fleet Center (18,560), Boston Hosts: Harvard University and Northeastern University
2007	April 1 & 3	Gund Arena (20,000), Cleveland Hosts: Cleveland State University and Mid-American Conference
2008	April 6 & 8	St. Pete Times Forum (21,497), Tampa, Florida Host: University of South Florida
2009	April 5 & 7	Edward Jones Dome (43,000), St. Louis Host: Missouri Valley Conference
2010	April 4 & 6	Alamodome (30,000), San Antonio Host: University of Texas at San Antonio
2011	April 3 & 5	RCA Dome (28,937), Indianapolis Hosts: Butler University and Horizon League

Photo by Jay L. Clendenin/NCAA Photos



The Tournament Field

Team Champions	124
The Brackets	136



Team Champions

1982 CHAMPIONSHIP GAME LOUISIANA TECH 76, CHEYNEY 62

Louisiana Tech	FG-FGA	FT-FTA	REB	PF	TP
Scott	2-4	4-4	0	1	8
Lawrence	7-13	6-10	6	2	20
Kelly	6-12	2-2	10	4	14
Turner	5-11	0-0	2	2	10
Mulkey	2-3	2-5	3	1	6
White	1-2	0-0	1	0	2
Gant	0-0	0-0	0	1	0
Felton	0-0	0-0	0	0	0
Pendergrass	0-0	0-0	0	0	0
Rodman	6-8	2-4	11	3	14
Sossamon	1-1	0-0	0	0	2
Rust	0-0	0-0	1	0	0
Team			4		
Totals	30-54	16-25	38	14	76
Cheyney	FG-FGA	FT-FTA	REB	PF	TP
Walker	10-16	0-0	3	3	20
Laney	5-16	0-0	4	4	10
Taylor	2-5	4-4	7	1	8
Guilford	4-8	2-3	1	5	10
Walker	6-15	0-0	11	4	12
Giddins	0-1	0-0	0	0	0
Draughn	0-2	0-0	0	2	0
Dabney	0-0	0-0	0	0	0
Wilds	0-1	0-0	0	1	0
Strong	1-1	0-0	2	3	2
Team			2		
Totals	28-65	6-7	30	23	62



The 1981-82 Louisiana Tech Lady Techsters. Front Row (L-R): Kim Mulkey, Debbie Primeaux, Pam Gant, Head Coach Sonja Hogg, Angela Turner, Julie Wilkerson, Sandra Felton. Back Row: Assoc. Coach Leon Barmore, Rita Rust, Jennifer White, Lori Scott, Tia Sossamon, Janice Lawrence, Debra Rodman, Pam Kelly, Ann Pendergrass, Grad. Asst. Sue Donohue, Asst. Coach Gary Blair.

Site: Norfolk, Va. Attendance: 9,531. Halftime: Louisiana Tech 40, Cheyney 26. Officials: Marcy Weston, Bob Krall. Semifinals: Cheyney 76, Maryland 66; Louisiana Tech 69, Tennessee 46.

1983 CHAMPIONSHIP GAME SOUTHERN CALIFORNIA 69, LOUISIANA TECH 67

Southern California	FG-FGA	FT-FTA	REB	PF	TP
McGee, Paula	8-12	1-2	6	2	17
Miller	8-13	11-14	9	3	27
McGee, Pam	4-8	0-0	6	4	8
Windham	3-5	0-0	2	5	6
Cooper	5-15	1-2	4	3	11
Fletcher	0-1	0-0	0	1	0
Doyle	0-1	0-0	1	2	0
Team			1		
Totals	28-55	13-18	29	20	69
Louisiana Tech	FG-FGA	FT-FTA	REB	PF	TP
Scott	2-5	0-0	11	4	4
Rodman	5-10	3-4	10	3	13
Lawrence	8-17	4-7	7	5	20
White	8-9	2-2	2	3	18
Mulkey	1-4	2-2	3	4	4
Gant	2-7	2-2	3	2	6
Sossamon	1-5	0-0	1	1	2
Team			0		
Totals	27-57	13-17	37	22	67



The 1982-83 Southern California Women of Troy. Front Row (L-R): Asst. Coach Jean Agee, Head Coach Linda Sharp, Asst. Coach Bruce Victor, Grad. Asst. Kathy Hammond. Middle Row: Trainer Leah Putnam, Rhonda Windham, Shontel Sherwood, Melissa Ward, Cynthia Cooper, Juliette Robinson, Yoland Fletcher, LeAnne Sera. Back Row: Kathy Doyle, Cheryl Miller, Paula McGee, Jamaia Bond, Pam McGee, Tracy Longo, Timi Pitzer, Trainer Sue Schneider.

Site: Norfolk, Va. Attendance: 7,387. Halftime: Louisiana Tech 37, Southern California 26. Officials: Robinson and Stewart. Semifinals: Southern California 81, Georgia 57; Louisiana Tech 71, Old Dominion 55.

1984 CHAMPIONSHIP GAME SOUTHERN CALIFORNIA 72, TENNESSEE 61



The Women of Troy celebrate their second-straight national championship.

Southern California	FG-FGA	FT-FTA	REB	PF	TP
McGee, Pam	8-16	1-2	12	3	17
Miller	8-15	0-0	6	3	16
McGee, Paula	7-13	3-4	5	4	17
Robinson	1-4	1-2	2	2	3
Alkek	4-8	3-4	3	1	11
Fletcher	0-2	0-0	1	0	0
Carter	0-0	0-0	0	0	0
Sera	0-0	0-0	0	0	0
Ward	0-0	0-0	0	0	0
Bond	0-0	0-0	0	0	0
Longo	0-0	0-0	0	1	0
Cooper	3-5	2-6	2	0	8
Team			6		
Totals	31-63	10-18	37	14	72
Tennessee	FG-FGA	FT-FTA	REB	PF	TP
Ostrowski	6-13	6-6	9	2	18
Haave	8-16	2-2	5	4	18
Towns	3-5	1-1	10	4	7
Hatmaker	1-5	0-0	1	3	2
Collins	3-7	0-0	1	2	6
Marr	0-0	0-0	1	0	0
Sexton	0-1	0-0	0	0	0
Collins	4-16	0-0	4	4	8
Webb	0-0	0-0	0	0	0
Freeman	1-1	0-0	1	0	2
Littlejohn	0-0	0-0	0	0	0
Gamble	0-0	0-0	0	0	0
Team			9		
Totals	26-64	9-9	41	19	61

Site: Los Angeles. Attendance: 5,365. Halftime: Tennessee 28, Southern California 26. Officials: Bob Olsen, Marcy Weston. Semifinals: Tennessee 82, Cheyney 73; Southern California 62, Louisiana Tech 57.

1985 CHAMPIONSHIP GAME OLD DOMINION 70, GEORGIA 65



The 1984-85 Old Dominion Lady Monarchs. Front Row (L-R): Mgr. Trish Vantucci, Mgr. Beth Calder, Joann Beatty, Bridget Jenkins, Marie Christian, Lisa Blais, Mgr. Lisa Hendrick. Back Row: Liz Connahan, Tracy Claxton, Medina Dixon, Dawn Cullen, Donna Harrington, Adrienne Goodson, Alphelia Jenkins.

Old Dominion	FG-FGA	FT-FTA	REB	PF	TP
Claxton	7-17	3-4	20	3	17
Goodson	3-10	3-4	6	0	9
Dixon	9-21	0-3	15	3	18
Christian	4-9	3-4	2	5	11
Jenkins	2-7	2-2	4	1	6
Cullen	2-7	1-2	3	1	5
Blais	0-0	0-0	0	1	0
Harrington	2-5	0-2	5	3	4
Jenkins, A.	0-0	0-0	0	0	0
Team			2		
Totals	29-76	12-21	57	17	70
Georgia	FG-FGA	FT-FTA	REB	PF	TP
Harris	6-10	1-3	6	3	13
O'Connor	4-8	2-2	5	3	10
McClain	3-7	2-3	8	5	8
Abrams	0-1	4-4	0	1	4
Edwards	5-15	1-2	1	5	11
Waites	8-14	3-4	3	2	19
Bootz	0-2	0-0	3	4	0
Team			4		
Totals	26-57	13-18	30	23	65

Site: Austin, Texas. Attendance: 7,597. Halftime: Georgia 31, Old Dominion 30. Officials: June Courteau, Bill Stokes. Semifinals: Old Dominion 57, La.-Monroe 47; Georgia 91, Western Ky. 78.

1986 CHAMPIONSHIP GAMETEXAS 97, SOUTHERN CALIFORNIA 81

Texas	FG-FGA	FT-FTA	REB	PF	TP
Harris	7-13	0-0	4	4	14
Lloyd	2-6	1-1	4	3	5
Smith, Annette	2-4	0-0	4	4	4
Williams	6-7	1-2	1	5	13
Ethridge	1-5	1-2	7	2	3
Smith, Audrey	0-3	0-0	0	0	0
Hemphill	3-4	2-2	2	4	8
Davis	9-14	6-8	14	2	24
Jones	0-0	1-2	0	0	1
Wimbish	4-4	2-3	1	1	10
Priddy	6-8	3-4	5	2	15
Team			0		
Totals	29-65	23-29	32	21	81
Southern California	FG-FGA	FT-FTA	REB	PF	TP
Ford	4-7	1-2	5	3	9
Miller	2-11	12-13	6	5	16
Nelson	5-11	3-4	6	4	13
Windham	5-9	2-3	2	0	12
Cooper	11-22	5-6	4	5	27
Howell	1-3	0-1	3	2	2
Wright	1-1	0-0	1	0	2
Pyers	0-1	0-0	1	0	0
Ward	0-0	0-0	0	0	0
Bond	0-0	0-0	1	2	0
Team			3		
Totals	40-68	17-24	42	27	97



The 1985-86 Texas Lady Longhorns. Front Row (L-R): Pennee Hall, Beverly Williams, Audrey Smith, Kamie Ethridge. Second Row: Wanda Gardner, Yulonda Wimbish, Paulette Moegle, C.J. Jones, Fran Harris. Back Row: Annette Smith, Cara Priddy, Michele Eglinger, Andrea Lloyd, Clarissa Davis, Gay Hemphill.

Site: Lexington, Ky. Attendance: 5,662. Halftime: Texas 45, Southern California 35. Officials: June Courteau, Bob Olsen. Semifinals: Texas 90, Western Ky. 65; Southern California 83, Tennessee 59.

1987 CHAMPIONSHIP GAMETENNESSEE 67, LOUISIANA TECH 44

Tennessee	FG-FGA	FT-FTA	REB	PF	TP
Gordon	5-19	3-4	12	3	13
Horton	4-8	1-2	5	3	9
Spinks	1-3	0-0	1	2	2
Sexton	4-8	0-0	2	3	8
Edwards	4-13	5-8	7	4	13
Marsh	1-2	4-4	3	1	6
Frost	6-10	1-5	8	2	13
McCray	0-0	0-0	0	2	0
Webb	1-3	1-1	2	1	3
Littlejohn	0-1	0-0	1	0	0
Tuggle	0-0	0-0	0	0	0
McGhee	0-0	0-0	0	0	0
Team			6		
Totals	26-67	15-24	47	21	67
Louisiana Tech	FG-FGA	FT-FTA	REB	PF	TP
Davis	0-0	1-3	6	1	1
Lewis	4-11	4-6	7	3	12
Harrison	3-11	2-5	8	5	8
Weatherspoon	4-11	3-3	3	5	11
Lawson	1-4	0-0	1	2	2
Stall	3-7	2-3	7	4	8
Westbrooks	0-3	0-2	3	0	0
Chambless	0-0	0-0	0	0	0
McDonald	1-1	0-0	0	0	2
Team			1		
Totals	16-48	12-22	36	20	44



The 1986-87 Tennessee Lady Volunteers. Front Row (L-R): Shelley Sexton, Tonya Edwards, Dawn Marsh, Lisa Webb, Sabrina Mott, Melissa McCray. Back Row: Bridgette Gordon, Kathy Spinks, Carla McGhee, Sheila Frost, Cheryl Littlejohn, Karla Horton, Jennifer Tuggle.

Site: Austin, Texas. Attendance: 9,823. Halftime: Tennessee 33, Louisiana Tech 24. Officials: June Courteau, Paity Broderick. Semifinals: Tennessee 74, Long Beach St. 64; Louisiana Tech 79, Texas 75.

1988 CHAMPIONSHIP GAME LOUISIANA TECH 56, AUBURN 54



The 1987-88 Louisiana Tech Lady Techsters. Front Row (L-R): Sheila Ethridge, Lisa Harvey, Melinda Chambless, Teresa Weatherspoon, Angela Lawson, Phoebe Dunn, Terri Meyer. Back Row: Asst. Coach Kim Mulkey-Robertson, Head Coach Leon Barmore, Beanie Lincoln, Tatia Brown, Jocelyn Watson, Venus Lacy, Erica Westbrooks, Nora Lewis, Paulette Stall, Asst. Coach Mary Kay Hungate, Asst. Coach Jennifer White, Mgr. Amy Ringheim.

Louisiana Tech	FG-FGA	FT-FTA	REB	PF	TP
Lewis	3-14	0-0	12	3	6
Westbrooks	12-17	1-3	7	3	25
Lacy	2-7	0-0	8	0	4
Weatherspoon	2-4	1-3	3	2	5
Lawson	4-9	2-2	1	0	10
Ethridge	3-7	0-0	1	3	6
Team			1		
Totals	26-58	4-8	33	11	56
Auburn	FG-FGA	FT-FTA	REB	PF	TP
M. Bolton	2-7	2-2	3	2	6
Stewart	1-6	1-2	3	4	3
Orr	5-12	1-2	2	2	11
McNeil	5-11	5-6	11	3	16
R. Bolton	7-11	0-0	4	2	16
Godby	1-3	0-0	2	3	2
Scruggs	0-1	0-0	0	0	0
McGilberry	0-0	0-0	0	1	0
Team			5		
Totals	21-51	9-12	30	17	54

Site: Tacoma, Wash. Attendance: 8,448. Halftime: Auburn 31, Louisiana Tech 19. Three-point field goals: Louisiana Tech 0-1 (Weatherspoon 0-1); Auburn 3-4 (R. Bolton 2-2, McNeil 1-2). Officials: Patty Broderick, Art Bomengen. Semifinals: Louisiana Tech 68, Tennessee 59; Auburn 68, Long Beach St. 55.

1989 CHAMPIONSHIP GAME TENNESSEE 76, AUBURN 60



The 1988-89 Tennessee Lady Volunteers. Front Row (L-R): Debbie Hawhee, Melissa McCray, Tonya Edwards, Debbie Scott, Regina Clark. Back Row: Bridgette Gordon, Carla McGhee, Sheila Frost, Daedra Charles, Kelli Casteel, Dena Head.

Tennessee	FG-FGA	FT-FTA	REB	PF	TP
Gordon	11-21	5-6	11	3	27
McGhee	1-3	1-2	4	0	3
Frost	2-8	2-3	12	4	6
Head	6-12	7-9	3	4	19
McCray	2-10	2-2	6	1	6
Charles	5-7	3-4	7	2	13
Scott	1-4	0-0	1	0	2
Casteel	0-0	0-0	0	0	0
Hawhee	0-0	0-0	0	0	0
Clark	0-1	0-0	0	0	0
Team			1		
Totals	28-66	20-26	45	14	76
Auburn	FG-FGA	FT-FTA	REB	PF	TP
McGilberry	0-2	0-1	4	2	0
Scruggs	2-9	2-3	0	4	6
Orr	8-15	0-0	11	1	16
Jones	5-10	2-2	4	3	12
Bolton	5-11	0-0	6	4	10
Godby	5-11	3-4	3	4	13
Tremittiere	1-1	0-0	1	2	2
Stevenson	0-1	1-2	0	2	1
Mago	0-0	0-0	0	0	0
Thompson	0-0	0-0	1	2	0
Ciampi	0-0	0-0	0	0	0
Team			0		
Totals	26-60	8-12	30	24	60

Site: Tacoma, Wash. Attendance: 9,758. Halftime: Tennessee 35, Auburn 27. Officials: Patty Broderick, June Courteau. Semifinals: Auburn 76, Louisiana Tech 71; Tennessee 77, Maryland 65.

THE TOURNAMENT FIELD

1990 CHAMPIONSHIP GAMESTANFORD 88, AUBURN 81

Stanford	FG-FGA	FT-FTA	REB	PF	TP
Steding	6-18	0-0	7	3	18
Zeilstra	2-8	5-5	6	2	9
Stevens	6-13	4-5	10	4	16
Azzi	5-10	3-5	4	5	17
Henning	6-11	8-11	9	0	21
Whiting	3-6	1-5	4	1	7
Richards	0-0	0-0	0	1	0
Parson	0-0	0-0	0	0	0
Team			9		
Totals	28-66	21-31	49	16	88
Auburn	FG-FGA	FT-FTA	REB	PF	TP
Thompson	3-11	2-2	2	5	10
Mago	2-6	0-2	5	3	4
Hayden	6-8	3-6	5	3	15
Tremittiere	7-9	1-2	5	1	17
Jones	7-17	8-9	9	4	24
Godby	4-10	1-3	4	5	9
Stevenson	1-2	0-0	3	3	2
Freeman	0-0	0-0	1	1	0
Team			2		
Totals	30-63	15-24	36	25	81

Site: Knoxville, Tenn. Attendance: 20,023. Halftime: Auburn 41, Stanford 41. Three-point field goals: Auburn 6-12 (Thompson 2-2, Tremittiere 2-2, Jones 2-6, Godby 0-1, Stevenson 0-1); Stanford 11-26 (Steding 6-15, Azzi 4-8, Henning 1-3). Officials: Art Bomengen, Sally Bell. Semifinals: Auburn 81, Louisiana Tech 69; Stanford 75, Virginia 66.



The 1989-90 Stanford Cardinal. Front Row (L-R): Molly Goodenbour, Sonja Henning, Stacy Parson, Jennifer Azzi, Katy Steding, Martha Richards, Angela Taylor, Chris MacMurdo. Back Row: Trainer Patti Millson, Asst. Trainer Ann Adkins, Mgr. Leslie Crandell, Assoc. Coach Amy Tucker, Julie Zeilstra, Val Whiting, Trisha Stevens, Mgr. Chris Jones, Asst. Coach Renee Brown, Head Coach Tara VanDerveer, Asst. Coach Julie Plank, Head Mgr. Marla Tuchinsky.

1991 CHAMPIONSHIP GAMETENNESSEE 70, VIRGINIA 67

Tennessee	FG-FGA	FT-FTA	REB	PF	TP
Adams	0-7	2-4	2	3	2
Clark	0-1	0-0	0	0	0
Head	9-17	10-14	9	3	28
Evans	3-5	1-3	2	5	7
Harrison	3-10	2-3	13	3	8
Charles	7-13	5-7	12	5	19
Caldwell	1-1	0-1	3	2	2
Casteel	1-7	2-3	5	2	4
Team			3		
Totals	24-61	22-35	49	23	70
Virginia	FG-FGA	FT-FTA	REB	PF	TP
Evans	0-0	0-0	0	1	0
Ward	0-0	1-2	1	0	1
Wagner	1-1	0-1	6	3	2
Cardoza	4-11	2-2	1	5	11
Staley	11-26	3-4	11	5	28
Burge, Heather	5-11	0-3	11	4	10
Reiss	3-12	1-4	1	2	7
Burge, Heidi	4-5	0-1	6	5	8
Smith	0-0	0-2	5	2	0
Team			3		
Totals	28-66	7-19	45	27	67

Site: New Orleans. Attendance: 7,865. Halftime: Tennessee 27, Virginia 26. Three-point field goals: Virginia 4-8 (Staley 3-5, Cardoza 1-2, Reiss 0-1); Tennessee 0-3 (Adams 0-3). Officials: Patti Broderick, Lou Pitt. Semifinals: Virginia 61, Connecticut 55; Tennessee 68, Stanford 60.



The 1990-91 Tennessee Lady Volunteers. Front Row (L-R): Jody Adams, Dena Head, Nikki Caldwell, Lisa Harrison, Regina Clark. Back Row: Peggy Evans, Debbie Hawhee, Daedra Charles, Kelli Casteel, Marlene Jeter.

1992 CHAMPIONSHIP GAMESTANFORD 78, WESTERN KY. 62



The 1991-92 Stanford Cardinal. Front Row (L-R): Bobbie Kelsey, Molly Goodenbour, Christy Hedgpeth, Angela Taylor, Ann Adkins, Tanda Rucker, Niki Sevillian, Kate Paye. Back Row: Trainer Karen Middleton, Asst. Coach Julie Plank, Head Coach Tara VanDerveer, Asst. Coach Lisa McNamee, Asst. Mgr. Raymond John, Chris MacMurdo, Val Whiting, Anita Kaplan, Rachel Hemmer, Kelly Dougherty, Asst. Mgr. Art Romero, Assoc. Coach Amy Tucker, Asst. Coach Carolyn Jenkins, Mgr. Angela Young, Assoc. Mgr. Marla Tuchinsky.

Stanford	FG-FGA	FT-FTA	REB	PF	TP
MacMurdo	3-5	3-4	11	1	9
Hemmer	5-12	8-11	15	3	18
Whiting	4-10	8-9	13	1	16
Goodenbour	3-10	5-6	3	2	12
Hedgpeth	6-15	3-3	2	2	17
Kaplan	1-3	0-0	1	1	2
Rucker	0-0	0-0	1	0	0
Dougherty	0-0	0-0	1	0	0
Paye	0-0	4-4	0	2	4
Taylor	0-0	0-0	0	1	0
Adkins	0-0	0-0	0	0	0
Sevillian	0-0	0-0	0	0	0
Team			4		
Totals	22-55	31-37	51	13	78
Western Ky.	FG-FGA	FT-FTA	REB	PF	TP
Scott	1-7	0-0	4	3	2
Lang	5-11	8-12	12	5	18
Monroe	3-12	2-2	6	3	8
Westmoreland	2-10	0-0	1	5	6
Pehlke	6-16	0-0	3	3	16
Houk	0-1	0-0	1	1	0
Wilson	1-3	0-2	3	1	2
Jordan	2-4	0-0	4	2	5
Robinson	0-1	0-0	0	1	0
Berryman	0-2	2-2	1	2	2
Cook	1-4	1-2	3	1	3
Team			4		
Totals	21-71	13-20	42	27	62

Site: Los Angeles. Attendance: 12,072. Halftime: Stanford 37, Western Ky. 27. Three-point field goals: Stanford 3-14 (Hedgpeth 2-7, Goodenbour 1-7); Western Ky. 7-19 (Pehlke 4-8, Westmoreland 2-5, Jordan 1-3, Robinson 0-1, Cook 0-2). Officials: Patty Broderick, Bill Stokes. Semifinals: Stanford 66, Virginia 65; Western Ky. 84, Southwest Mo. St. 72.

1993 CHAMPIONSHIP GAMETEXAS TECH 84, OHIO ST. 82



The 1992-93 Texas Tech Lady Raiders. Front Row (L-R): Melinda White, Diana Kersey, Sheryl Swoopes, Krista Kirkland, Cynthia Clinger, Nikki Heath. Back Row: Michelle Thomas, Patrice Conwright, Stephanie Scott, Noel Johnson, Janice Farris, Kim Pruitt, Michi Atkins.

Texas Tech	FG-FGA	FT-FTA	REB	PF	TP
Kirkland	5-10	1-5	3	2	14
Swoopes	16-24	11-11	5	4	47
Clinger	3-5	1-1	5	5	7
Johnson	2-7	4-4	0	1	8
Scott	2-3	0-0	3	3	4
Atkins	1-3	2-2	6	2	4
Farris	0-1	0-0	0	2	0
Team			2		
Totals	29-53	19-23	24	19	84
Ohio St.	FG-FGA	FT-FTA	REB	PF	TP
Smith	11-20	5-7	11	3	28
Keyton	6-12	7-7	8	4	19
Howard	0-0	2-2	1	1	2
Burcy	3-15	3-4	5	4	12
Roberts	5-11	1-1	3	4	13
Negri	2-2	1-1	5	3	5
Ingwersen	0-0	0-0	0	0	0
Johnson	0-0	0-0	0	0	0
Sebastian	0-1	0-0	0	2	0
Bond	1-3	0-0	2	4	3
Team			6		
Totals	28-64	19-22	41	25	82

Site: Atlanta. Attendance: 16,141. Halftime: Texas Tech 40, Ohio St. 31. Three-point field goals: Texas Tech 7-17 (Swoopes 4-6, Kirkland 3-6, Scott 0-1, Johnson 0-4); Ohio St. 7-22 (Burcy 3-11, Roberts 2-5, Bond 1-2, Smith 1-2, Keyton 0-2). Officials: Sally Bell, Dee Kantner. Semifinals: Ohio St. 73, Iowa 72 (ot); Texas Tech 60, Vanderbilt 46.

THE TOURNAMENT FIELD

1994 CHAMPIONSHIP GAME NORTH CAROLINA 60, LOUISIANA TECH 59

North Carolina	FG-FGA	FT-FTA	REB	PF	TP
Cooper	0-2	0-1	0	0	0
Smith	7-19	5-7	23	2	20
Crawley	4-7	6-8	4	2	14
Jones	0-5	2-3	2	3	2
Sampson	9-25	0-0	8	4	21
Lawrence	1-2	0-0	4	1	3
McKee	0-0	0-0	0	0	0
Suddreth	0-0	0-0	0	1	0
Gear	0-1	0-0	1	1	0
Team			6		
Totals	21-61	13-19	48	14	60
Louisiana Tech	FG-FGA	FT-FTA	REB	PF	TP
Brown, A.	2-6	0-0	2	3	4
Johnson	6-15	0-0	10	2	12
Spurlock	1-4	0-0	6	4	2
Thomas	6-14	2-2	4	3	15
Williams	4-19	0-1	6	0	8
Neal	0-3	6-8	2	2	6
Brown, L.	1-2	0-0	2	5	2
Riser	0-0	0-0	1	0	0
Walker	5-7	0-0	5	0	10
Team			6		
Totals	25-70	8-11	44	19	59

Site: Richmond, Va. Attendance: 11,966. Halftime: Louisiana Tech 32, North Carolina 32. Three-point field goals: Louisiana Tech 1-8 (Thomas 1-1, Williams 0-4, Johnson 0-2, A. Brown 0-1); North Carolina 5-13 (Sampson 3-7, Smith 1-3, Lawrence 1-1, Cooper 0-1, Jones 0-1). Officials: June Courteau, John Morningstar. Semifinals: Louisiana Tech 69, Alabama 66; North Carolina 89, Purdue 74.



The 1993-94 North Carolina Tar Heels. Front Row (L-R): Mgr. Lynn Glover, Stud. Asst. Toni Montgomery, Carrie McKee, Maja Vukojicic, Gwendlyn Gillingham, Sylvia Crawley, Tonya Sampson, Asst. Coach Emily Johnson, Mgr. Carla Chapman. Back Row: Asst. Coach Andrew Calder, Academic Counselor Jan Boxill, Jill Suddreth, Marion Jones, Tonya Jackson, Charlotte Smith, Stephanie Lawrence, Tonya Cooper, Lori Gear, Kim Rouse, Strength Coach George Smith, Head Coach Sylvia Hatchell, Asst. Coach Ann Hancock.

1995 CHAMPIONSHIP GAME CONNECTICUT 70, TENNESSEE 64

Connecticut	FG-FGA	FT-FTA	REB	PF	TP
Elliott	5-7	3-4	7	3	13
Lobo	5-10	7-8	8	4	17
Walters	4-9	2-4	3	4	10
Rizzotti	6-8	2-2	3	3	15
Webber	0-1	0-0	1	1	0
Berube	1-6	3-5	3	0	5
Sales	4-12	1-4	6	3	10
Team			12		
Totals	25-53	18-27	43	18	70
Tennessee	FG-FGA	FT-FTA	REB	PF	TP
McCray	3-12	1-2	5	2	7
Thompson	1-1	2-2	3	2	4
D. Johnson	3-11	3-3	10	2	9
Davis	5-12	0-1	5	4	11
Marciniak	3-11	1-3	0	3	8
M. Johnson	2-3	0-0	3	2	5
T. Johnson	3-7	1-1	5	3	7
Milligan	1-3	2-2	0	0	4
Ward	2-5	2-2	2	3	6
Conklin	1-1	0-0	1	1	3
Team			3		
Totals	24-66	12-16	37	22	64

Site: Minneapolis. Attendance: 18,038. Halftime: Tennessee 38, Connecticut 32. Three-point field goals: Tennessee 4-14 (Conklin 1-1, M. Johnson 1-2, Davis 1-4, Marciniak 1-6, McCray 0-1); Connecticut 2-10 (Rizzotti 1-2, Sales 1-4, Berube 0-1, Webber 0-1, Lobo 0-2). Officials: Dee Kantner, Larry Sheppard. Semifinals: Tennessee 73, Georgia 51; Connecticut 87, Stanford 60.



The 1994-95 Connecticut Huskies. Front Row (L-R): Kim Better, Carla Berube, Pam Webber, Rebecca Lobo, Jennifer Rizzotti, Missy Rose. Back Row: Head Coach Geno Auriemma, Asst. Coach Tonya Cardoza, Nykesha Sales, Kelley Hunt, Kara Walters, Brena Marquis, Jamelle Elliott, Asst. Coach Meghan Pattyson, Assoc. Coach Chris Dailey.

1996 CHAMPIONSHIP GAME TENNESSEE 83, GEORGIA 65



The 1995-96 Tennessee Lady Volunteers. Front Row (L-R): Laurie Milligan, Michelle Marciniak, Latina Davis, Misty Greene, Kim Smallwood. Back Row: Brynae Laxton, Pashen Thompson, Tiffani Johnson, Abby Conklin, Chamique Holdsclaw, Kellie Jolly.

Tennessee	FG-FGA	FT-FTA	REB	PF	TP
Marciniak	5-13	0-1	4	1	10
Johnson	7-10	2-2	5	2	16
Davis	2-10	4-8	7	2	8
Smallwood	0-0	1-2	1	0	1
Milligan	0-1	0-0	0	0	0
Greene	0-1	0-0	0	0	0
Jolly	1-1	0-1	0	2	2
Holdsclaw	6-16	4-5	14	0	16
Laxton	2-7	0-0	3	1	4
Thompson	4-6	4-6	11	3	12
Conklin	5-8	0-0	4	2	14
Team			5		
Totals	32-73	15-25	54	13	83
Georgia	FG-FGA	FT-FTA	REB	PF	TP
Frett	10-18	4-4	16	1	25
Irwin	1-3	0-0	2	0	3
Roundtree	3-14	1-2	5	1	8
Powell	0-1	0-0	0	1	0
Antvorskov	0-0	0-0	0	2	0
Thompson	0-0	0-0	1	0	0
Taylor	0-1	0-0	1	0	0
Holland	4-12	1-1	1	4	11
Bush	1-4	0-0	2	4	2
Henderson	8-15	0-1	7	4	16
Walker	0-1	0-0	2	0	0
Decker	0-2	0-0	2	4	0
Walls	0-0	0-0	0	1	0
Team			0		
Totals	27-71	6-8	39	22	65

Site: Charlotte, N.C. Attendance: 23,291. Halftime: Tennessee 42, Georgia 37. Three-point field goals: Georgia 5-24 (Frett 1-1, Irwin 1-3, Roundtree 1-7, Powell 0-1, Taylor 0-1, Holland 2-8, Bush 0-2, Decker 0-1); Tennessee 4-9 (Marciniak 0-2, Johnson 0-1, Davis 0-1, Conklin 4-5). Officials: Sally Bell, Dee Kantner, Violet Palmer. Semifinals: Georgia 86, Stanford 76; Tennessee 88, Connecticut 83 (ot).

THE TOURNAMENT FIELD

1997 CHAMPIONSHIP GAME TENNESSEE 68, OLD DOMINION 59



The 1996-97 Tennessee Lady Vols. Front Row (L-R): Chamique Holdsclaw, Brynae Laxton, Laurie Milligan, Niya Butts, Misty Greene. Back Row: Kyra Elzy, Tiffani Johnson, LaShonda Stephens, Abby Conklin, Pashen Thompson, Kellie Jolly.

Tennessee	FG-FGA	FT-FTA	REB	PF	TP
Johnson	4-4	0-0	3	2	8
Holdsclaw	11-20	2-3	7	2	24
Thompson	4-4	0-3	6	2	8
Elzy	1-3	0-1	3	2	2
Jolly	1-5	2-2	0	2	5
Butts	4-7	0-0	2	0	8
Milligan	0-0	0-0	0	0	0
Greene	0-1	1-2	1	0	1
Laxton	0-0	0-0	0	0	0
Stephens	0-0	0-0	0	1	0
Conklin	4-5	2-2	1	2	12
Team			6		
Totals	29-49	7-13	29	13	68
Old Dominion	FG-FGA	FT-FTA	REB	PF	TP
Andrade	2-7	0-0	0	5	4
Machanguana	7-13	2-2	10	5	16
Roberts	6-8	1-2	9	2	13
Himes	0-1	0-0	0	0	0
Penicheiro	4-13	2-2	6	2	10
Eller	2-4	0-0	3	0	5
Eblin	3-11	2-4	1	0	11
Small	0-0	0-0	3	1	0
Diaz	0-5	0-0	0	1	0
Bradley	0-0	0-0	0	0	0
Team			2		
Totals	24-62	7-10	34	16	59

Site: Cincinnati. Attendance: 16,714. Halftime: Tennessee 34, Old Dominion 22. Three-point field goals: Old Dominion 4-18 (Eller 1-2, Eblin 3-10, Penicheiro 0-1, Diaz 0-2, Andrade 0-3); Tennessee 3-5 (Conklin 2-2, Jolly 1-3). Officials: Dee Kantner, Yvette McKinney, Violet Palmer. Semifinals: Old Dominion 83, Stanford 82 (ot); Tennessee 80, Notre Dame 66.

1998 CHAMPIONSHIP GAME TENNESSEE 93, LOUISIANA TECH 75

Tennessee	FG-FGA	FT-FTA	REB	PF	TP
Holdsclaw	11-25	3-4	10	2	25
Catchings	8-16	11-13	7	3	27
Stephens	0-2	0-0	2	2	0
Jolly	7-10	2-2	4	2	20
Randall	4-9	2-4	8	2	10
Butts	1-1	0-0	1	0	2
Elzy	0-1	0-0	0	0	0
Milligan	0-0	0-0	0	0	0
Greene	0-0	0-0	0	0	0
Laxton	0-0	0-0	1	0	0
Clement	3-4	0-0	1	1	6
Geter	1-1	1-2	7	3	3
Team			6		
Totals	35-69	19-25	47	13	93
Louisiana Tech	FG-FGA	FT-FTA	REB	PF	TP
Maxwell	7-12	0-0	8	3	15
Wilson	2-6	0-0	5	4	4
Burras	9-16	1-5	10	3	19
Stallworth	0-6	2-2	1	0	2
Jackson	11-25	0-0	4	2	26
Cochran	0-0	0-0	0	0	0
Scheppmann	1-5	0-0	0	2	3
Gilmore	0-0	2-2	1	0	2
Bowman	2-3	0-1	0	2	4
Team			5		
Totals	32-73	5-10	34	16	75

Site: Kansas City, Mo. Attendance: 17,976. Halftime: Tennessee 55, Louisiana Tech 32. Three-point field goals: Louisiana Tech 6-18 (Jackson 4-12, Scheppman 1-2, Maxwell 1-3, Stallworth 0-1); Tennessee 4-9 (Jolly 4-5, Catchings 0-4). Officials: Sally Bell, Bob Trammell, Wesley Dean. Semifinals:



The 1997-98 Tennessee Lady Vols. Front Row (L-R): Brynae Laxton, Kristen Clement, Niya Butts, Laurie Milligan, Misty Greene, Semeka Randall. Back Row: Kyra Elzy, Teresa Geter, LaShonda Stephens, Tamika Catchings, Chamiqwe Holdsclaw, Kellie Jolly.

1999 CHAMPIONSHIP GAME PURDUE 62, DUKE 45


Purdue	FG-FGA	FT-FTA	REB	PF	TP
White-McCarty	6-17	0-1	1	3	12
Duhart	2-3	1-2	5	3	5
Cooper	5-9	3-6	7	3	13
Figs	5-15	8-9	3	1	18
Douglas	3-9	6-8	5	3	13
Crawford	0-0	0-0	0	1	0
Young	0-2	0-0	2	0	0
Komara	0-0	1-2	2	0	1
Team			8		
Totals	21-55	19-28	33	14	62
Duke	FG-FGA	FT-FTA	REB	PF	TP
Browne	2-13	1-2	9	2	5
Schweitzer	0-3	0-0	4	3	0
VanGorp	7-10	1-2	5	4	15
Howard	3-7	0-0	3	2	9
Erickson	3-9	0-0	2	5	8
Parent	2-3	2-2	5	3	6
Rice	1-5	0-0	8	3	2
Black	0-0	0-0	0	0	0
Gingrich	0-5	0-0	0	1	0
Team			2		
Totals	18-55	4-6	38	23	45

Site: San Jose, Calif. Attendance: 17,773. Halftime: Duke 22, Purdue 17. Three-point field goals: Duke 5-21 (Howard 3-6, Erickson 2-6, Rice 0-4, Gingrich 0-2, Browne 0-1, Schweitzer 0-1, VanGorp 0-1); Purdue 1-13 (Douglas 1-3, Figs 0-5, White-McCarty 0-4, Young 0-1). Officials: Bob Trammell, Melissa Barlow, Teresa Dahlem. Semifinals: Purdue 77, Louisiana Tech 63; Duke 81, Georgia 69.



The 1998-99 Purdue Boilermakers. Front Row (L-R): Shayla Potter, Danielle Bird, Tiffany Young, Stephanie White-McCarty, Head Coach Carolyn Peck, Ukari Figs, Michelle Duhart, Katie Douglas, Kelly Komara. Back Row: Stud. Trainer Michele Hayden, Mgr. Brandon Patchett, Mgr. Heather Scott, Mgr. Blake Morris, Mo-nique Langston, Amy Shaffer, Connie Murdock, Mary Jo Noon, Camille Cooper, Mackenzie Curless, Candi Crawford, Beth Lapaich, Asst. Coach Kerry Cremeans, Asst. Coach Seth Kushkin, Asst. Coach Pam Stackhouse.

2000 CHAMPIONSHIP GAME CONNECTICUT 71, TENNESSEE 52



The 1999-2000 Connecticut Huskies. Front Row (L-R): Marci Czel, Keirsten Walters, Stacy Hansmeyer, Paige Sauer, Shea Ralph, Sue Bird, Kennitra Johnson. Back Row: Asst. Coach Tonya Cardoza, Head Coach Geno Auriemma, Swin Cash, Svetlana Abrosimova, Christine Rigby, Kelly Schumacher, Tamika Williams, Asjha Jones, Asst. Coach Jamelle Elliott, Assoc. Head Coach Chris Dailey.

Connecticut	FG-FGA	FT-FTA	REB	PF	TP
Abrosimova	5-9	3-4	5	2	14
Cash	4-8	1-2	3	4	9
Schumacher	3-4	0-0	6	2	6
Bird	2-8	0-0	3	1	4
Ralph	7-8	1-2	3	3	15
Williams	3-4	0-0	2	4	6
Jones	5-14	2-3	8	1	12
Johnson	1-3	1-2	1	2	3
Hansmeyer	0-1	0-2	0	1	0
Sauer	1-1	0-0	1	0	2
Czel	0-0	0-0	0	0	0
Rigby	0-1	0-0	0	0	0
Team			2		
Totals	31-61	8-15	34	20	71
Tennessee	FG-FGA	FT-FTA	REB	PF	TP
Randall	1-11	4-6	8	1	6
Catchings	4-6	5-10	4	4	16
Snow	2-9	1-2	4	4	5
Elzy	3-5	2-2	5	2	8
Lawson	3-13	0-0	6	2	6
McDivitt	1-2	2-2	0	2	5
Jackson	2-4	0-0	7	0	4
Pillow	0-1	2-2	2	1	2
Butts	0-0	0-0	0	1	0
Team			3		
Totals	16-51	16-24	39	17	52

Site: Philadelphia. Attendance: 20,060. Halftime: Connecticut 32, Tennessee 19. Three-point field goals: Tennessee 4-7 (Catchings 3-3, Lawson 0-2, McDivitt 1-2); Connecticut 1-9 (Abrosimova 1-3, Bird 0-3, Johnson 0-2, Hansmeyer 0-1). Officials: Sally Bell, Dennis DeMayo, Art Bomengen. Semifinals: Tennessee 64, Rutgers 54; Connecticut 89, Penn St. 67.

2001 CHAMPIONSHIP GAME NOTRE DAME 68, PURDUE 66



The 2000-01 Notre Dame Fighting Irish. Front Row (L-R): Karen Swanson, Jeneka Joyce, Le'Tania Severe, Ericka Haney, Niele Ivey, Imani Dunbar, Monique Hernandez, Alicia Ratay. Back Row: Mgr. Gretchen Schumer, Marketing and Promotions Asst. Heather Maxwell, Strength Coach Tony Rolinski, Trainer Mike Miller, Asst. Coach Kevin McGuff, Asst. Coach Carol Owens, Meaghan Leahy, Ruth Riley, Kelley Siemon, Amanda Barksdale, Director of Basketball Operations Letitia Bowen, Stud. Asst. Ryan Becker, Head Coach Muffet McGraw, Asst. Coach Coquese Washington, Mgr. Jaime Morales.

Notre Dame	FG-FGA	FT-FTA	REB	PF	TP
Haney	6-11	1-2	5	3	13
Siemon	5-11	0-0	9	3	10
Riley	9-13	10-14	13	3	28
Ratay	1-6	0-0	4	4	3
Ivey	5-13	2-3	5	0	12
Joyce	0-2	2-2	0	1	2
Barksdale	0-0	0-0	2	0	0
Team			0		
Totals	26-56	15-21	38	14	68
Purdue	FG-FGA	FT-FTA	REB	PF	TP
Hurns	7-13	3-5	7	0	17
Wright	6-15	3-5	4	2	17
Cooper	3-9	0-0	6	4	6
Douglas	6-15	3-3	7	2	18
Komara	3-9	0-0	2	1	8
Hicks	0-0	0-0	0	0	0
Parks	0-3	0-0	2	1	0
Crawford	0-2	0-2	4	4	0
Noon	0-1	0-0	0	2	0
Team			9		
Totals	25-67	9-15	41	16	66

Site: St. Louis. Attendance: 20,551. Halftime: Purdue 32, Notre Dame 26. Three-point field goals: Purdue 7-17 (Wright 2-4, Douglas 3-6, Komara 2-5, Parks 0-2); Notre Dame 1-10 (Ratay 1-4, Ivey 0-4, Joyce 0-2). Officials: Sally Bell, Scott Yarbrough, Lisa Mattingly. Semifinals: Purdue 81, Southwest Mo. St. 64; Notre Dame 90, Connecticut 75.

2002 CHAMPIONSHIP GAME CONNECTICUT 82, OKLAHOMA 70

Oklahoma	FG-FGA	FT-FTA	REB	PF	TP
Hill	3-10	1-2	8	4	9
Caufield	3-10	8-9	3	3	14
Dales	7-15	2-3	3	5	18
Ross	6-13	1-2	4	1	17
Talbert	2-6	2-2	4	2	6
Jackson	3-8	0-2	0	1	6
Selmon	0-0	0-0	0	1	0
Team			3		
Totals	24-62	14-20	25	17	70
Connecticut	FG-FGA	FT-FTA	REB	PF	TP
Taurasi	5-16	3-3	3	3	13
Bird	3-9	8-8	3	3	14
Jones	9-14	1-2	9	4	19
Cash	5-9	10-12	13	2	20
Williams	6-7	0-0	9	2	12
Conlon	0-0	0-0	2	1	0
Marron	0-0	0-0	0	0	0
Battle	1-1	0-0	0	1	2
Moore	1-1	0-0	1	0	2
Team			4		
Totals	30-57	22-25	44	16	82

Site: San Antonio. Attendance: 29,619. Halftime: Connecticut 42, Oklahoma 30. Three-point field goals: Oklahoma 8-20 (Hill 2-3, Caufield 0-1, Dales 2-4, Ross 4-10, Jackson 0-2); Connecticut 0-9 (Taurasi 0-6, Bird 0-3). Disqualifications: Dales. Officials: Scott Yarbrough, Lisa Mattingly, Melissa Barlow. Semifinals: Oklahoma 86, Duke 71; Connecticut 79, Tennessee 56.



Front Row (L to R): Tamika Williams, Swin Cash, Stacey Marron, Sue Bird, Maria Conlon, Jessica Moore, Asjha Jones; Back Row (L to R): Ashley Battle, Morgan Valley, assistant coach Jamelle Elliott, head coach Geno Auriemma, associate head coach Chris Dailey, assistant coach Tonya Cardoza, Diana Taurasi, Ashley Valley.

2003 CHAMPIONSHIP GAME CONNECTICUT 73, OKLAHOMA 68

Tennessee	FG-FGA	FT-FTA	REB	PF	TP
G. Jackson	6-14	3-6	9	3	15
Ely	3-6	0-0	2	1	6
Butts	2-4	0-0	1	3	4
Lawson	5-13	5-5	5	1	18
Moore	2-4	0-0	2	1	5
Zolman	0-0	0-0	2	2	0
B. Jackson	4-10	2-2	5	3	13
Robinson	1-2	1-6	8	2	3
McDaniel	1-3	0-0	2	2	2
Fluker	1-1	0-0	1	0	2
Team			3		
Totals	25-57	11-19	40	18	68
Connecticut	FG-FGA	FT-FTA	REB	PF	TP
Taurasi	8-15	8-8	4	2	28
Turner	5-7	0-0	1	3	10
Moore	2-5	0-0	4	2	4
Conlon	3-7	2-4	4	2	11
Strother	6-11	2-2	3	2	17
Battle	0-3	0-0	0	0	0
Crockett	1-1	1-2	6	5	3
Team			0		
Totals	25-49	13-16	22	16	73

Site: Atlanta. Attendance: 28,210. Halftime: Connecticut 35, Tennessee 30. Three-point field goals: Tennessee 7-18 (G. Jackson 0-2, Lawson 3-8, Moore 1-1, B. Jackson 3-7); Connecticut 10-21 (Taurasi 4-9, Conlon 3-5, Strother 3-7). Officials: Lisa Mattingly, Melissa Barlow, Wesley Dean. Semifinals: Tennessee 66, Duke 56; Connecticut 71, Texas 69.



Front Row (L-R): Barbara Turner, Diana Taurasi, Ashley Valley, Head Coach Geno Auriemma, Stacey Marron, Ashley Battle, Maria Conlon. Back Row: Asst. Coach Jamelle Elliott, Assoc. Head Coach Chris Dailey, Morgan Valley, Ann Strother, Jessica Moore, Willnett Crockett, Nicole Wolff, Asst. Coach Tonya Cardoza, Dir. of Basketball Operations Jack Eisenmann.


2004 CHAMPIONSHIP GAME CONNECTICUT 70, TENNESSEE 61



Connecticut		FG-FGA	FT-FTA	REB	PF	TP
Turner		4-12	3-6	9	2	12
Moore		6-9	2-2	9	3	14
Taurasi		6-11	2-4	3	1	17
Conlon		1-4	4-4	2	0	7
Strother		1-2	3-3	2	1	14
Battle		1-4	0-0	1	1	3
Crockett		0-0	1-1	2	2	3
Team				3		
Totals		24-51	15-20	31	10	70
Tennessee		FG-FGA	FT-FTA	REB	PF	TP
Davis		3-8	0-0	1	5	6
Ely		4-10	2-4	7	2	10
Robinson		6-10	1-4	7	1	13
Butts		1-10	6-6	6	2	8
Zolman		6-11	4-4	9	2	19
Spencer		0-1	0-0	1	4	0
Redding		0-1	0-0	0	0	0
B. Jackson		1-7	0-0	1	2	3
Fluker		1-3	0-0	1	0	2
Team				6		
Totals		22-61	13-18	39	18	61


Site: New Orleans. Attendance: 18,211. Halftime: Connecticut 30, Tennessee 24. Three-point field goals: Connecticut 7-14 (Turner 1-2, Taurasi 3-7, Conlon 1-2, Strother 1-2, Battle 1-1); Tennessee 4-16 (Butts 0-6, Zolman 3-6, B. Jackson 1-4). Officials: Lisa Mattingly, Dee Kantner, Bryan Enterline. Semifinals: Tennessee 52, LSU 50; Connecticut 67, Minnesota 58.

1982 Championship Bracket



*Automatic Selection


1983 Championship Bracket



* Automatic selection
at Salem, OR


THE TOURNAMENT FIELD

1984 Championship Bracket



* Automatic selection


1985 Championship Bracket



* Automatic selection
Appearance later vacated


THE TOURNAMENT FIELD

1986 Championship Bracket




* Automatic selection
at the Palestra, Philadelphia, PA

1988 Championship Bracket



*Automatic selection


1989 Championship Bracket



*Automatic selection


THE TOURNAMENT FIELD

1990 Championship Bracket



*Automatic selection

1991 Championship Bracket




* Automatic selection

THE TOURNAMENT FIELD


1992 Championship Bracket

First Round Second Round Regional Semifinals Regional Finals National Semifinals National Championship



*Automatic selection


1993 Championship Bracket



*Automatic selection


THE TOURNAMENT FIELD

1994 Championship Bracket



*Automatic selection


1995 Championship Bracket



*Automatic selection

THE TOURNAMENT FIELD

1997 Championship Bracket




*Automatic selection

THE TOURNAMENT FIELD


NATIONAL CHAMPION

1998 Championship Bracket



*Automatic selection


1999 Championship Bracket



*Automatic selection


THE TOURNAMENT FIELD

2002 Championship Bracket



*Automatic selection


2003 Championship Bracket



THE TOURNAMENT FIELD

*Automatic selection

2004 Championship Bracket



*Automatic Selection

provide

We are committed to
providing a

quality
education to
student-athletes

