

ATTENDANCE AND SITES

Attendance History.....	159
All-Time Site and Arena History	161
Future Dates and Sites.....	178



Bridgestone Arena, site of the 2014 Women's Final Four


ATTENDANCE HISTORY

1982-2015

Year	First/Second Round			Regionals			Finals			Totals		
	Sessions	Total *Attend.	Avg. Session	Sessions	Total *Attend.	Avg. Session	Sessions	Total *Attend.	Avg. Session	Sessions	Total *Attend.	Avg. Session
1982	16	32,737	2,046	8	18,656	2,332	2	15,531	7,766	26	66,924	2,574
1983	20	32,876	1,644	8	24,558	3,070	2	16,253	8,127	30	73,687	2,456
1984	15	36,678	2,445	8	36,943	4,618	2	11,537	5,769	25	85,158	3,406
1985	16	44,517	2,782	8	39,042	4,880	2	15,245	7,623	26	98,804	3,800
1986	24	50,780	2,116	8	30,486	3,811	2	15,556	7,778	34	96,822	2,848
1987	24	61,740	2,573	8	28,942	3,618	2	31,230	15,615	34	121,912	3,586
1988	24	82,068	3,420	8	34,507	4,313	2	17,167	8,584	34	133,742	3,934
1989	32	101,848	3,183	8	46,949	5,869	2	18,788	9,394	42	167,585	3,990
1990	32	102,621	3,207	8	49,408	6,176	2	39,490	19,745	42	191,519	4,560
1991	32	109,553	3,424	8	28,590	3,574	2	15,796	7,898	42	153,939	3,665
1992	32	131,097	4,097	8	42,074	5,259	2	24,493	12,247	42	197,664	4,706
1993	32	135,198	4,225	8	63,887	7,986	2	32,282	16,141	42	231,367	5,509
1994	48	212,812	4,434	8	43,750	5,469	2	23,932	11,966	58	280,494	4,836
1995	32	152,968	4,780	8	59,490	7,436	2	36,076	18,038	42	248,534	5,917
1996	32	173,284	5,415	8	54,510	6,814	2	46,582	23,291	42	274,376	6,533
1997	32	158,476	4,952	8	34,019	4,252	2	33,428	16,714	42	225,923	5,379
1998	32	177,423	5,544	8	72,053	9,007	2	35,952	17,976	42	285,428	6,796
1999	32	199,866	6,246	8	65,155	8,144	2	35,506	17,753	42	300,527	7,155
2000	32	199,793	6,244	8	49,534	6,192	2	40,120	20,060	42	269,387	6,414
2001	32	208,801	6,525	8	70,159	8,770	2	41,102	20,551	42	320,062	7,621
2002	32	212,175	6,655	8	55,354	6,919	2	59,238	29,619	42	326,767	7,778
2003	32	204,213	6,382	8	73,954	9,244	2	56,420	28,210	42	334,587	7,966
2004	32	214,290	6,697	8	67,954	8,494	2	36,422	18,211	42	318,666	7,587
2005	24	135,591	5,650	8	39,601	4,950	2	57,874	28,937	34	233,066	6,855
2006	24	90,483	3,770	8	61,562	7,695	2	37,284	18,642	34	189,329	5,569
2007	24	114,932	4,502	8	43,592	5,449	2	41,408	20,704	34	199,932	5,880
2008	24	140,429	5,851	8	52,725	6,591	2	43,310	21,655	34	236,464	6,955
2009	32	131,156	4,099	8	49,865	6,233	2	37,099	18,550	42	218,120	5,194
2010	32	141,460	4,421	8	41,432	5,179	2	48,752	24,376	42	231,644	5,516
2011	32	146,787	4,587	8	68,021	8,503	2	33,894	16,947	42	248,702	5,922
2012	32	124,580	3,893	8	41,152	5,144	2	38,056	19,028	42	203,788	4,852
2013	32	155,212	4,568	8	56,800	7,100	2	35,090	17,545	42	247,102	5,883
2014	32	132,277	4,134	8	72,246	9,031	2	35,096	17,548	42	239,619	5,705
2015	32	150,686	4,709	8	49,520	6,190	2	39,540	19,770	42	239,746	5,708
TOTALS	987	4,499,407	4,559	272	1,666,490	6,127	68	1,146,510	16,860	1,327	7,291,386	5,495

*Figures taken from official box scores.

ATTENDANCE RECORDS



Venus Lacy led Louisiana Tech to the 1988 national title.

TOURNAMENT

- 29,619—National semifinals at Alamodome, San Antonio, 3-29-02
- 29,619—National championship at Alamodome, San Antonio, 3-31-02
- 28,937—National semifinals at RCA Dome, Indianapolis, 4-3-05
- 28,937—National championship at RCA Dome, Indianapolis, 4-5-05
- 28,210—National semifinals at Georgia Dome, Atlanta, 4-6-03
- 28,210—National championship at Georgia Dome, Atlanta, 4-8-03
- 25,816—National semifinals at Alamodome, San Antonio, 4-4-10
- 23,291—National semifinals at Charlotte Coliseum, Charlotte, NC, 3-29-96
- 23,291—National championship at Charlotte Coliseum, Charlotte, NC, 3-31-96
- 22,936—National championship at Alamodome, San Antonio, 4-6-10
- 21,655—National semifinals at St. Pete Times Forum, Tampa, FL, 4-6-08
- 21,655—National championship at St. Pete Times Forum, Tampa, FL, 4-8-08
- 20,704—National semifinals at Quicken Loans Arena, Cleveland, 4-1-07
- 20,704—National championship at Quicken Loans Arena, Cleveland, 4-3-07
- 20,551—National semifinals at Savvis Center, St. Louis, 3-31-01
- 20,551—National championship at Savvis Center, St. Louis, 4-1-01
- 20,060—National semifinals at First Union Center, Philadelphia, 3-31-00
- 20,060—National championship at First Union Center, Philadelphia, 4-2-00

- 20,023—National championship at Thompson-Boling Arena, Knoxville, TN, 4-1-90
- 19,810—National championship at Amalie Arena, Tampa Bay, 4-7-15
- 19,730—National semifinals at Amalie Arena, Tampa Bay, 4-5-15
- 19,467—National semifinals at Thompson-Boling Arena, Knoxville, TN, 3-30-90
- 19,028—National semifinals at Pepsi Center, Denver, 4-1-12
- 19,028—National championship at Pepsi Center, Denver, 4-3-12
- 18,642—National semifinals at TD Banknorth Garden, Boston, 4-2-06
- 18,642—National championship at TD Banknorth Garden, Boston, 4-4-06

NATIONAL CHAMPIONSHIP

- 29,619—at Alamodome, San Antonio, 3-31-02
- 28,937—at RCA Dome, Indianapolis, 4-5-05
- 28,210—at Georgia Dome, Atlanta, 4-8-03
- 23,291—at Charlotte Coliseum, Charlotte, NC, 3-31-96
- 22,936—at Alamodome, San Antonio, 4-6-10
- 21,655—at St. Pete Times Forum, Tampa, FL, 4-8-08
- 20,704—at Quicken Loans Arena, Cleveland, 4-3-07
- 20,551—at Savvis Center, St. Louis, 4-1-01

NATIONAL SEMIFINALS

- 29,619—at Alamodome, San Antonio, 3-29-02
- 28,937—at RCA Dome, Indianapolis, 4-3-05
- 28,210—at Georgia Dome, Atlanta, 4-6-03
- 25,816—at Alamodome, San Antonio, 4-4-10
- 23,291—at Charlotte Coliseum, Charlotte, NC, 3-29-96
- 21,655—at St. Pete Times Forum, Tampa, FL, 4-8-08
- 20,704—at Quicken Loans Arena, Cleveland, 4-1-07
- 20,551—at Savvis Center, St. Louis, 3-31-01

REGIONALS, SINGLE-SESSION

- 16,182—Midwest semifinals at University Arena/The Pit, Albuquerque, NM, 3-29-03
- 14,855—East final at Hartford Civic Center, Hartford, CT, 3-29-04
- 14,848—Midwest final at Memorial Gym, Nashville, TN, 3-23-98
- 14,711—Midwest semifinals at Memorial Gym, Nashville, TN, 3-21-98
- 14,253—East semifinals at Hartford Civic Center, Hartford, CT, 3-27-04
- 14,002—East Final at KFC Yum! Center, Louisville, KY, 4-1-12
- 13,466—Midwest final at Thompson-Boling Arena, Knoxville, TN, 3-25-95
- 13,204—East semifinals at Greensboro Coliseum, Greensboro, NC, 3-20-99
- 12,874—West final at Frank Erwin Special Events Center, Austin, TX, 3-25-89
- 12,413—Midwest final at University Arena/The Pit, Albuquerque, NM, 3-31-03
- 12,390—Midwest final at Frank Erwin Center, Austin, TX, 3-24-90
- 12,343—Midwest final at Carver-Hawkeye Arena, Iowa City, IA, 3-27-93

- 12,288—Midwest final at Frank Erwin Center, Austin, TX, 3-26-88
- 12,235—East final at Greensboro Coliseum, Greensboro, NC, 3-22-99
- 11,646 — Spokane final at Spokane Veterans Memorial Arena, Spokane, WA, 3-28-11
- 11,529—Oklahoma City final at Ford Center, Oklahoma City, OK, 3-31-09
- 11,508 —Dallas final at American Airlines Center, Dallas, TX, 3-29-11
- 11,144—West final at Spokane Arena, Spokane, WA, 3-26-01
- 11,097—East Semifinal at KFC Yum! Center, Louisville, KY 3-3-14
- 10,948—West semifinals at Spokane Arena, Spokane, WA, 3-24-01
- 10,629—Midwest semifinals at Thompson-Boling Arena, Knoxville, TN, 3-23-95
- 10,559—Midwest semifinals at Pepsi Arena, Denver, 3-24-01
- 10,507—Midwest semifinals at Thompson-Boling Arena, Knoxville, TN, 3-29-03
- 10,343—Oklahoma City semifinals at Ford Center, Oklahoma City, OK, 3-29-09

REGIONALS, BOTH SESSIONS

- 29,559—Midwest at Memorial Gym, Nashville, TN, 3-21 & 23-98
- 29,108—East at Hartford Civic Center, Hartford, CT, 3-27 & 29-04
- 28,595—Midwest at University Arena/The Pit, Albuquerque, NM, 3-29 & 31-03
- 25,439—East at Greensboro Coliseum, Greensboro, NC, 3-20 & 22-99
- 25,097 East at KFC Yum! Center, Louisville, KY 3-30 and 4-1-14
- 24,095—Midwest at Thompson-Boling Arena, Knoxville, TN, 3-23 & 25-95
- 22,575—West at Frank Erwin Special Events Center, Austin, TX, 3-23 & 25-89
- 22,363—Spokane Regional at Spokane Veterans Memorial Arena, Spokane, WA, 3-26 & 28-11
- 22,092—West at Spokane Arena, Spokane, WA, 3-24 & 26-01
- 21,872—Oklahoma City Regional at Ford Center, Oklahoma City, OK, 3-29 & 31-09
- 20,724—Midwest at Thompson-Boling Arena, Knoxville, TN, 3-29 & 31-03
- 20,719—Midwest at Carver-Hawkeye Arena, Iowa City, IA, 3-25 & 27-95

FIRST/SECOND ROUNDS

- 21,129—at Colonial Life Arena, Columbia, SC, 3-20 & 22-15
- 16,955 —at Thompson-Boling Arena, Knoxville, TN, 3-19 & 21-11
- 16,804 —at Ferrel Center, Waco, TX, 3-20 & 22-11
- 16,214—at University Arena/The Pit, Albuquerque, NM, Midwest 2nd, 3-24-03
- 16,151—at University Arena/The Pit, Albuquerque, NM, Midwest 1st, 3-22-03
- 16,029—at University Arena/The Pit, Albuquerque, NM, Midwest 1st, 3-20-04
- 15,742—at Comcast Center, College Park, MD, 3-21 & 23-15
- 15,544—at University Arena/The Pit, Albuquerque, NM, Midwest 2nd, 3-22-04

13,617—at James H. Hilton Coliseum, Ames, IA, Midwest 1st, 3-17-00
 13,478—at James H. Hilton Coliseum, Ames, IA, Midwest 2nd, 3-19-00
 13,425—at Williams Arena, Minneapolis, Mideast 2nd, 3-23-04
 13,188—at Thompson-Boling Arena, Knoxville, TN, 2nd, 3-22-05
 13,170—at Reed Arena, College Station, TX, 3-23 & 25-14
 13,089—at Thompson-Boling Arena, Knoxville, TN, 3-22 & 24-14
 12,577—at Thompson-Boling Arena, Knoxville, TN, Mideast 1st, 3-14-98
 12,422—at Maples Pavilion, Stanford, CA, 3-19 & 21-11
 12,357—at Williams Arena, Minneapolis, Mideast 1st, 3-21-04
 12,337—at James H. Hilton Coliseum, Ames, IA, Mideast 1st, 3-12-99
 12,161—at United Spirit Arena, Lubbock, TX, Mideast 2nd, 3-18-01
 12,151—at Thompson-Boling Arena, Knoxville, TN, 3-21 & 23-15
 12,000—at St. John's Arena, Columbus, OH, East 2nd, 3-21-93
 11,895—at United Spirit Arena, Lubbock, TX, Mideast 1st, 3-18-00
 11,856—at Joyce Center, Notre Dame, IN, 3-20 & 22-15
 11,855—at Ferrell Center, Waco, TX, 3-22 & 24, 14
 11,786—at Bramlage Coliseum, Manhattan, KS, Mideast 2nd, 3-17-02
 11,756—at James H. Hilton Coliseum, Ames, IA, Midwest 2nd, 3-18-01
 11,719—at James H. Hilton Coliseum, Ames, IA, Mideast 2nd, 3-14-99

11,631—at United Spirit Arena, Lubbock, TX, Mideast 2nd, 3-20-00

FIRST ROUND, SINGLE SESSION

16,151—at University Arena/The Pit, Albuquerque, NM, Midwest, 3-22-03
 16,029—at University Arena/The Pit, Albuquerque, NM, Midwest, 3-20-04
 13,617—at James H. Hilton Coliseum, Ames, IA, Midwest, 3-17-00
 12,577—at Thompson-Boling Arena, Knoxville, TN, Mideast, 3-14-98
 12,357—at Williams Arena, Minneapolis, Mideast, 3-21-04
 12,337—at James H. Hilton Coliseum, Ames, IA, Mideast, 3-12-99
 11,895—at United Spirit Arena, Lubbock, TX, Mideast, 3-18-00
 11,462—at James H. Hilton Coliseum, Ames, IA, Midwest, 3-16-01
 11,312—at Williams Arena, Minneapolis, 2nd session, 3-19-05
 11,200—at Lloyd Noble Center, Norman, OK, West, 3-16-02

FIRST ROUND, BOTH SESSIONS

19,676—at Thompson-Boling Arena, Knoxville, TN, 3-20-05
 18,722—at Williams Arena, Minneapolis, 3-19-05
 15,720—at University Arena/The Pit, Albuquerque, NM, 3-22-08
 14,271—at Wells Fargo Arena, Des Moines, IA, 3-22-08
 13,600—at Comcast Center, College Park, MD, 3-23-08
 13,457—at Hartford Civic Center, Hartford, CT, 3-18-07

13,284—at Breslin Student Events Center, East Lansing, MI, 3-18-07
 12,405—at Harry A. Gampel Pavilion, Storrs, CT, 3-20-05
 12,390—at Peterson Events Center, Pittsburgh, 3-18-07
 11,254—at Reunion Arena, Dallas, 3-19-05
 11,187—at Arena at Harbor Yard, Bridgeport, CT, 3-23-08
 10,644—at Colonial Life Arena, Columbia, SC, 3-20-15
 9,532—at Maples Pavilion, Stanford, CA, 3-22-08
 9,049—at Ted Constant Convocation Center, Norfolk, VA, 3-23-08
 8,299—at RBC Center, Raleigh, NC, 3-18-07

SECOND ROUND

16,214—at University Arena/The Pit, Albuquerque, NM, Midwest, 3-24-03
 15,544—at University Arena/The Pit, Albuquerque, NM, Midwest, 3-22-04
 13,478—at James H. Hilton Coliseum, Ames, IA, Midwest, 3-19-00
 13,425—at Williams Arena, Minneapolis, Mideast, 3-23-04
 13,188—at Thompson-Boling Arena, Knoxville, TN, 3-22-05
 12,161—at United Spirit Arena, Lubbock, TX, Mideast, 3-18-01
 12,000—at St. John's Arena, Columbus, OH, East, 3-21-93
 11,786—at Bramlage Coliseum, Manhattan, KS, Mideast, 3-17-02
 11,756—at James H. Hilton Coliseum, Ames, IA, Midwest, 3-18-01

ALL-TIME SITE AND ARENA HISTORY

TOURNAMENT GAMES BY ARENA

66—Thompson-Boling Arena, Knoxville, TN, 1988-2015
 62—Maples Pavilion, Stanford, CA, 1982-2015
 53—Frank Erwin Center, Austin, TX, 1983-2010
 56—Harry A. Gampel Pavilion, Storrs, CT, 1990-2015
 49—Mackey Arena, West Lafayette, IN, 1989-2014
 45—Thomas Assembly Center, Ruston, LA, 1983-2003
 43—Ted Constant Convocation Center, Norfolk, VA, 1982-2013

REGIONAL GAMES BY ARENA

18—Frank Erwin Center, Austin, TX, 1986-88-89-90-91-94
 15—Maples Pavilion, Stanford, CA, 1982-90-94-2003-14
 12—Pauley Pavilion, Los Angeles, 1983-85-87-95
 12—ODU Field House, Norfolk, VA, 1984-85-88-90
 12—Carver-Hawkeye Arena, Iowa City, IA, 1986-90-93-97

WOMEN'S FINAL FOUR GAMES BY ARENA

6—The Scope, Norfolk, VA, 1982-83
 6—Frank Erwin Center, Austin, TX, 1985-87
 6—Tacoma Dome, Tacoma, WA, 1987-88
 6—Scottrade Center, St. Louis, MO, 2001-09
 6—New Orleans Arena, New Orleans, LA 2004-13

TOURNAMENT GAMES BY CITY

82—Knoxville, TN, 1982-2015
 67—Norfolk, VA, 1982-2013
 62—Stanford, CA 1982-2015
 53—Austin, TX, 1983-2010
 56—Storrs, CT, 1990-2015
 52—Los Angeles, 1982-2014
 49—Ruston, LA, 1982-2003

REGIONAL GAMES BY CITY

18—Austin, TX, 1986-88-89-90-91-94
 18—Los Angeles, 1983-84-85-87-95-99
 18—Knoxville, TN, 1982-84-87-91-95-2003
 18—Norfolk, VA, 1984-85-88-90-2004-13
 15—Stanford, CA, 1982-90-94-2003-14

12—Iowa City, IA, 1986-90-93-97
 12—Ruston, LA, 1982-83-84-89

WOMEN'S FINAL FOUR GAMES BY CITY

9—New Orleans, 1991-2013
 6—Norfolk, VA, 1982-83
 6—Austin, TX, 1985-87
 6—Tacoma, WA, 1987-88
 6—Los Angeles, 1984-92
 6—Atlanta, 1993-2003
 6—St. Louis, 2001-09
 6—Tampa Bay, FL, 2008-15
 6—San Antonio, 2002-10
 6—Indianapolis, 2005-11

TOURNAMENT GAMES BY STATE

166—California, 1982-2014
 138—Texas, 1983-2014
 131—Tennessee, 1982-2014
 122—Virginia, 1982-2013
 114—North Carolina, 1982-2014

REGIONAL GAMES BY STATE

54—California, 1982-2014
 34—Texas, 1985-2011
 30—Tennessee, 1982-2010
 30—Virginia, 1984-2013
 21—Louisiana, 1985-2008

WOMEN'S FINAL FOUR GAMES BY STATE

10—Texas (Austin, 1985-87; San Antonio, 2002-10)
 9—California (Los Angeles, 1984-92; San Jose, 1999)
 9—Virginia (Norfolk, 1982-83; Richmond, 1994)
 9—Louisiana (New Orleans 1991-2004-13)
 9—Missouri (St. Louis, 2001-09; Kansas City, 1998)

TOURNAMENT GAME SITES BY STATE

Number of games is indicated by (G), number of sessions by (S), opening round by (OR), first round by (1st), second round by (2nd), regional by (Rgnl), East region by (E), Mideast region by (ME), Midwest region by (MW), West region by (W) and non-campus arena by (#).

ALABAMA


G	S	Yr.	Round	City	Facility
1	1	1983	MW 1st	Auburn	Memorial Coliseum
1	1	1985	MW 1st	Auburn	Memorial Coliseum
1	1	1986	MW 2nd	Auburn	Memorial Coliseum
1	1	1987	ME 2nd	Auburn	Memorial Coliseum
1	1	1988	ME 2nd	Auburn	Joel H. Eaves Memorial Coliseum (name change)
1	1	1989	ME 2nd	Auburn	Joel H. Eaves Memorial Coliseum
3	2	1989	ME Rgnl	Auburn	Joel H. Eaves Memorial Coliseum
1	1	1990	ME 2nd	Auburn	Joel H. Eaves Memorial Coliseum
1	1	1991	ME 2nd	Auburn	"Joel H. Eaves Memorial Coliseum (now named Beard-Eaves-Memorial Coliseum)"
1	1	1993	ME 2nd	Auburn	Joel H. Eaves Memorial Coliseum
3	2	2011	1st-2nd	Auburn	Beard-Eaves Memorial Coliseum
3	2	2001	ME Rgnl	Birmingham	#Birmingham-Jefferson Convention Complex Arena
1	1	1992	ME 1st	Tuscaloosa	Coleman Coliseum
1	1	1993	ME 1st	Tuscaloosa	Coleman Coliseum
3	2	1995	E 1st-2nd	Tuscaloosa	Coleman Coliseum
3	2	1996	W 1st-2nd	Tuscaloosa	Coleman Coliseum
3	2	1997	E 1st-2nd	Tuscaloosa	Coleman Coliseum
3	2	1998	MW 1st-2nd	Tuscaloosa	Coleman Coliseum

ARKANSAS

G	S	Yr.	Round	City	Facility
1	1	1990	W 1st	Fayetteville	Barnhill Arena
1	1	1991	MW 2nd	Fayetteville	Barnhill Arena
3	2	1994	ME Rgnl	Fayetteville	Bud Walton Arena
3	2	2012	1st-2nd	Little Rock	Jack Stephens Center

ARIZONA

G	S	Yr.	Round	City	Facility
1	1	1982	MW 1st	Tempe	University Activity Center
1	1	1983	W 1st	Tempe	University Activity Center
3	2	2004	MW 1st-2nd	Tempe	Wells Fargo Arena (name change)
3	2	2005	Rgnl	Tempe	Wells Fargo Arena
3	2	2010	1st-2nd	Tempe	Wells Fargo Arena
3	2	2015	1st-2nd	Tempe	Wells Fargo Arena
3	2	1998	E 1st-2nd	Tucson	McKale Center




Quicken Loans Arena in Cleveland was the site of the 2007 Women's Final Four

G	S	Yr.	Round	City	Facility
6	3	2006	1st-2nd	Tucson	McKale Center

CALIFORNIA

G	S	Yr.	Round	City	Facility
1	1	1992	W 1st	Berkeley	Harmon Gym
3	2	2009	Regional	Berkeley	Haas Pavilion
3	2	2010	1st-2nd	Berkeley	Haas Pavilion
3	2	2015	1st-2nd	Berkeley	Haas Pavilion
1	1	1988	W 2nd	Carson	Torodome
6	3	2005	1st-2nd	Fresno	Save Mart Center
3	2	2007	Regional	Fresno	Save Mart Center
3	2	2012	Regional	Fresno	Save Mart Center
1	1	1991	W 1st	Fullerton	Titan Gym
1	1	1982	W 1st	Long Beach	University Gym
1	1	1983	W 1st	Long Beach	University Gym
1	1	1985	W 1st	Long Beach	University Gym
3	2	1988	W Rgnl	Long Beach	University Gym
1	1	1986	W 2nd	Long Beach	University Gym
1	1	1987	W 2nd	Long Beach	University Gym
1	1	1988	W 2nd	Long Beach	University Gym
1	1	1989	E 2nd	Long Beach	University Gym
1	1	1990	W 1st	Long Beach	University Gym
1	1	1991	W 2nd	Long Beach	University Gym
3	2	1986	W Rgnl	Long Beach	#Long Beach Arena
3	2	2007	1st-2nd	Los Angeles	Galen Center
3	2	2009	1st-2nd	Los Angeles	Galen Center
1	1	1982	ME 1st	Los Angeles	Los Angeles Memorial Sports Arena
1	1	1983	W 1st	Los Angeles	Los Angeles Memorial Sports Arena
2	1	1984	W 1st	Los Angeles	Los Angeles Memorial Sports Arena
3	2	1984	W Rgnl	Los Angeles	Los Angeles Memorial Sports Arena
1	1	1985	W 1st	Los Angeles	Los Angeles Memorial Sports Arena
1	1	1986	W 2nd	Los Angeles	Los Angeles Memorial Sports Arena
1	1	1987	W 2nd	Los Angeles	Los Angeles Memorial Sports Arena
1	1	1992	MW 2d	Los Angeles	Los Angeles Memorial Sports Arena
3	2	1992	Final Four	Los Angeles	Los Angeles Memorial Sports Arena
1	1	1993	W 2nd	Los Angeles	Los Angeles Memorial Sports Arena
2	2	1994	ME 1st-2nd	Los Angeles	Los Angeles Memorial Sports Arena
3	2	1999	W Rgnl	Los Angeles	Los Angeles Memorial Sports Arena
1	1	1991	W 1st	Los Angeles	Lyon Center
3	2	1983	W Rgnl	Los Angeles	Pauley Pavilion
3	2	1984	Final Four	Los Angeles	Pauley Pavilion
3	2	1985	W Rgnl	Los Angeles	Pauley Pavilion
3	2	1987	W Rgnl	Los Angeles	Pauley Pavilion
1	1	1992	MW 1st	Los Angeles	Pauley Pavilion
3	2	1995	W Rgnl	Los Angeles	Pauley Pavilion
3	2	1999	W 1st-2nd	Los Angeles	Pauley Pavilion
3	2	2014	1st-2nd	Los Angeles	Pauley Pavilion
3	2	1998	W Rgnl	Oakland	#New Arena
3	2	2010	Regional	Sacramento	ARCO Arena
1	1	1992	W 1st	Santa Barbara	UCSB Events Center
1	1	1993	W 1st	Santa Barbara	UCSB Events Center
3	2	2000	W 1st-2nd	Santa Barbara	The Thunderdome (name change)
3	2	2004	E 1st-2nd	Santa Barbara	The Thunderdome
1	1	1984	W 1st	San Diego	Peterson Gym
3	2	1995	W 1st-2nd	San Diego	Peterson Gym
3	2	2009	1st-2nd	San Diego	Cox Arena
3	2	1999	Final Four	San Jose	#San Jose Arena
3	2	1982	W Rgnl	Stanford	Maples Pavilion
1	1	1989	MW 2nd	Stanford	Maples Pavilion
1	1	1990	W 2nd	Stanford	Maples Pavilion
3	2	1990	W Rgnl	Stanford	Maples Pavilion
1	1	1991	W 2nd	Stanford	Maples Pavilion



Vanderbilt's Heidi Gillingham

G	S	Yr.	Round	City	Facility
1	1	1992	MW 2nd	Stanford	Maples Pavilion
1	1	1993	W 2nd	Stanford	Maples Pavilion
2	2	1994	W 1st-2nd	Stanford	Maples Pavilion
3	2	1994	W Rgnl	Stanford	Maples Pavilion
3	2	1995	W 1st-2nd	Stanford	Maples Pavilion
3	2	1996	W 1st-2nd	Stanford	Maples Pavilion
3	2	1997	W 1st-2nd	Stanford	Maples Pavilion
3	2	1998	W 1st-2nd	Stanford	Maples Pavilion
3	2	2002	W 1st-2nd	Stanford	Maples Pavilion
3	2	2003	W 1st-2nd	Stanford	Maples Pavilion
3	2	2003	W Rgnl	Stanford	Maples Pavilion
6	3	2007	1st-2nd	Stanford	Maples Pavilion
6	3	2008	1st-2nd	Stanford	Maples Pavilion
3	2	2010	1st-2nd	Stanford	Maples Pavilion
3	2	2011	1st-2nd	Stanford	Maples Pavilion
3	2	2013	1st-2nd	Stanford	Maples Pavilion
3	2	2014	Regional	Stanford	Maples Pavilion
3	2	2015	1st-2nd	Stanford	Maples Pavilion

COLORADO

G	S	Yr.	Round	City	Facility
1	1	1989	W 2nd	Boulder	CU Events Center
1	1	1992	MW 1st	Boulder	Coors Events Center (name change)
3	2	1992	MW Rgnl	Boulder	Coors Events Center
1	1	1993	W 2nd	Boulder	Coors Events Center
2	2	1994	W 1st-2nd	Boulder	Coors Events Center
3	2	1995	MW 1st-2nd	Boulder	Coors Events Center
3	2	1996	W 1st-2nd	Boulder	Coors Events Center
3	2	1997	MW 1st-2nd	Boulder	Coors Events Center
3	2	2002	W 1st-2nd	Boulder	Coors Events Center
3	2	2003	ME 1st-2nd	Boulder	Coors Events Center
3	2	2013	1st-2nd	Boulder	Coors Events Center
3	2	2001	MW Rgnl	Denver	#Pepsi Arena
6	3	2006	1st-2nd	Denver	#Pepsi Arena
3	2	2012	Final Four	Denver	Pepsi Center
3	2	1999	W 1st-2nd	Fort Collins	Moby Arena

CONNECTICUT

G	S	Yr.	Round	City	Facility
3	2	2004	E 1st-2nd	Bridgeport	#Bridgeport Arena at Harbor Yard
3	2	2006	Regional	Bridgeport	#Bridgeport Arena at Harbor Yard
6	3	2008	1st-2nd	Bridgeport	#Bridgeport Arena at Harbor Yard
3	2	2012	1st-2nd	Bridgeport	Webster Bank Arena
3	2	2013	Regional	Bridgeport	Webster Bank Arena
3	2	2004	E Rgnl	Hartford	#Hartford Civic Center
6	3	2007	1st-2nd	Hartford	#Hartford Civic Center
1	1	1989	E 1st	Storrs	Storrs Field House
1	1	1990	E 2nd	Storrs	Harry A. Gampel Pavilion
1	1	1991	E 2nd	Storrs	Harry A. Gampel Pavilion
1	1	1992	E 1st	Storrs	Harry A. Gampel Pavilion
1	1	1993	ME 1st	Storrs	Harry A. Gampel Pavilion
2	2	1994	E 1st-2nd	Storrs	Harry A. Gampel Pavilion
3	2	1995	E 1st-2nd	Storrs	Harry A. Gampel Pavilion
3	2	1995	E Rgnl	Storrs	Harry A. Gampel Pavilion
3	2	1996	ME 1st-2nd	Storrs	Harry A. Gampel Pavilion
3	2	1997	MW 1st-2nd	Storrs	Harry A. Gampel Pavilion
3	2	1998	E 1st-2nd	Storrs	Harry A. Gampel Pavilion
3	2	1999	ME 1st-2nd	Storrs	Harry A. Gampel Pavilion
3	2	2000	E 1st-2nd	Storrs	Harry A. Gampel Pavilion
3	2	2001	E 1st-2nd	Storrs	Harry A. Gampel Pavilion
3	2	2002	ME 1st-2nd	Storrs	Harry A. Gampel Pavilion
3	2	2003	E 1st-2nd	Storrs	Harry A. Gampel Pavilion



North Carolina's LaToya Pringle.

G	S	Yr.	Round	City	Facility
6	3	2005	1st-2nd	Storrs	Harry A. Gampel Pavilion
3	2	2009	1st-2nd	Storrs	Harry A. Gampel Pavilion
3	2	2011	1st-2nd	Storrs	Harry A. Gampel Pavilion
3	2	2013	1st-2nd	Storrs	Harry A. Gampel Pavilion
3	2	2014	1st-2nd	Storrs	Harry A. Gampel Pavilion
3	2	2015	1st-2nd	Storrs	Harry A. Gampel Pavilion

DELAWARE

G	S	Yr.	Round	City	Facility
3	2	2013	1st-2nd	Newark	Bob Carpenter Center

DISTRICT OF COLUMBIA

G	S	Yr.	Round	City	Facility
1	1	1992	E 1st	Washington	Charles E. Smith Center
3	2	1995	MW 1st-2nd	Washington	Charles E. Smith Center
3	2	1997	E 1st-2nd	Washington	Charles E. Smith Center
1	1	1993	E 1st	Washington	McDonough Arena

FLORIDA

G	S	Yr.	Round	City	Facility
1	1	1992	E 2nd	Coral Gables	Knight Sports Complex
1	1	1993	E 1st	Coral Gables	Knight Sports Complex
1	1	1994	W 1st	Gainesville	Stephen C. O'Connell Center
3	2	1997	ME 1st-2nd	Gainesville	Stephen C. O'Connell Center
3	2	1998	W 1st-2nd	Gainesville	Stephen C. O'Connell Center
3	2	2001	W 1st-2nd	Gainesville	Stephen C. O'Connell Center
1	1	1994	ME 1st	Miami	Golden Panther Arena
1	1	1990	E 1st	Tallahassee	Tully Gymnasium
1	1	1991	ME 1st	Tallahassee	Tully Gymnasium
3	2	2004	MW 1st-2nd	Tallahassee	Tallahassee Leon County Civic Center
3	2	2010	1st-2nd	Tallahassee	Donald L. Tucker Center
3	2	2012	1st-2nd	Tallahassee	Donald L. Tucker Center
3	2	2015	1st-2nd	Tallahassee	Donald L. Tucker Center
3	2	2015	1st-2nd	Tampa	USF Sun Dome
3	2	2008	Final Four	Tampa Bay	#St. Pete Times Forum
3	2	2015	Final Four	Tampa Bay	#Amalie Arena

GEORGIA

G	S	Yr.	Round	City	Facility
1	1	1983	ME 1st	Athens	Georgia Coliseum
1	1	1984	ME 1st	Athens	Georgia Coliseum
1	1	1985	W 1st	Athens	Georgia Coliseum
1	1	1986	ME 2nd	Athens	Georgia Coliseum
1	1	1987	MW 2nd	Athens	Georgia Coliseum
1	1	1988	ME 2nd	Athens	Georgia Coliseum
3	2	1988	ME Rgnl	Athens	Georgia Coliseum
1	1	1989	ME 1st	Athens	Georgia Coliseum
1	1	1990	W 2nd	Athens	Georgia Coliseum
1	1	1991	W 2nd	Athens	Georgia Coliseum
1	1	1993	W 1st	Athens	Georgia Coliseum
3	2	1995	MW 1st-2nd	Athens	Georgia Coliseum
3	2	1996	MW 1st-2nd	Athens	Stegeman Coliseum (name change)
3	2	1997	W 1st-2nd	Athens	Stegeman Coliseum
3	2	1999	ME 1st-2nd	Athens	Stegeman Coliseum
3	2	2000	W 1st-2nd	Athens	Stegeman Coliseum
3	2	2001	E 1st-2nd	Athens	Stegeman Coliseum
3	2	2003	MW 1st-2nd	Athens	Stegeman Coliseum
3	2	1993	Final Four	Atlanta	#The Omni
3	2	2003	Final Four	Atlanta	#Georgia Dome

Tournament Trivia

Question...

How many times have the NCAA Division I tournament semifinals and championship game been attended by at least 20,000 spectators?

Answer...

Sixteen, including a record 29,619 for both sessions at the Alamodome in San Antonio in 2002.



Long Beach St.'s Cindy Brown earned Women's Final Four All-Tournament honors in 1987.

G	S	Yr.	Round	City	Facility
3	2	2009	1st-2nd	Duluth	#Arena at Gwinnett

IDAHO

G	S	Yr.	Round	City	Facility
3	2	2002	W Rgnl	Boise	Boise State University Pavilion

ILLINOIS

G	S	Yr.	Round	City	Facility
1	1	1987	ME 1st	Champaign	Assembly Hall
3	2	1998	ME 1st-2nd	Champaign	Assembly Hall
3	2	1997	MW 1st-2nd	Champaign	Huff Hall
1	1	1988	W 1st	Charleston	Lantz Gym
1	1	1990	ME 1st	Chicago	Alumni Hall
1	1	1992	MW 1st	Chicago	Alumni Hall
3	2	1996	ME Rgnl	Chicago	#Rosemont Horizon
6	3	2006	1st-2nd	Chicago	#Rosemont Horizon
3	2	2012	1st-2nd	Chicago	Allstate Arena
1	1	1990	MW 1st	DeKalb	Evans Field House
1	1	1992	ME 1st	DeKalb	Evans Field House
1	1	1987	MW 1st	Evanston	Welsh-Ryan Arena
1	1	1990	ME 2nd	Evanston	Welsh-Ryan Arena
1	1	1991	MW 1st	Evanston	Welsh-Ryan Arena
1	1	1993	ME 1st	Evanston	Welsh-Ryan Arena
1	1	1989	MW 1st	Normal	Redbird Arena
3	2	1999	MW Rgnl	Normal	Redbird Arena

INDIANA

G	S	Yr.	Round	City	Facility
3	2	2005	Final Four	Indianapolis	#RCA Dome
3	2	2011	Final Four	Indianapolis	Conseco Fieldhouse
3	2	1983	ME Rgnl	South Bend	Athletic & Convocation Center
1	1	1994	E 1st	South Bend	Joyce Center (name change)
3	2	2000	ME 1st-2nd	South Bend	Joyce Center
3	2	2001	MW 1st-2nd	South Bend	Joyce Center
3	2	2004	E 1st-2nd	South Bend	Joyce Center
3	2	2009	1st-2nd	South Bend	Joyce Center
3	2	2010	1st-2nd	South Bend	Joyce Center
3	2	2012	1st-2nd	South Bend	Joyce Center
3	2	2014	Regional	South Bend	Joyce Center
3	2	2015	1st-2nd	South Bend	Joyce Center
1	1	1989	MW 1st	West Lafayette	Mackey Arena
1	1	1989	MW 2nd	West Lafayette	Mackey Arena
1	1	1990	MW 2nd	West Lafayette	Mackey Arena
1	1	1991	ME 2nd	West Lafayette	Mackey Arena
1	1	1992	ME 2nd	West Lafayette	Mackey Arena
3	2	1992	ME Rgnl	West Lafayette	Mackey Arena
2	2	1994	W 1st-2nd	West Lafayette	Mackey Arena
3	2	1997	ME Rgnl	West Lafayette	Mackey Arena
3	2	1998	MW 1st-2nd	West Lafayette	Mackey Arena
3	2	1999	MW 1st-2nd	West Lafayette	Mackey Arena
3	2	2000	E 1st-2nd	West Lafayette	Mackey Arena
3	2	2001	ME 1st-2nd	West Lafayette	Mackey Arena
3	2	2002	ME 1st-2nd	West Lafayette	Mackey Arena
3	2	2003	E 1st-2nd	West Lafayette	Mackey Arena
6	3	2006	1st-2nd	West Lafayette	Mackey Arena
6	3	2008	1st-2nd	West Lafayette	Mackey Arena
3	2	2012	1st-2nd	West Lafayette	Mackey Arena
3	2	2014	1st-2nd	West Lafayette	Mackey Arena



Indianapolis played host to the 2005 Women's Final Four at the RCA Dome.

Iowa


G	S	Yr.	Round	City	Facility
3	2	1998	ME 1st-2nd	Ames	James H. Hilton Coliseum
3	2	1999	ME 1st-2nd	Ames	James H. Hilton Coliseum
3	2	2000	MW 1st-2nd	Ames	James H. Hilton Coliseum
3	2	2001	MW 1st-2nd	Ames	James H. Hilton Coliseum
3	2	2002	MW 1st-2nd	Ames	James H. Hilton Coliseum
3	2	2002	MW Rgnl	Ames	James H. Hilton Coliseum
3	2	2004	W 1st-2nd	Ames	James H. Hilton Coliseum
3	2	2010	1st-2nd	Ames	James H. Hilton Coliseum
3	2	2012	1st-2nd	Ames	James H. Hilton Coliseum
3	2	2014	1st-2nd	Ames	James H. Hilton Coliseum
1	1	1982	W 1st	Des Moines	Drake Fieldhouse
1	1	1986	MW 1st	Des Moines	Drake Fieldhouse
3	2	1995	MW Rgnl	Des Moines	Knapp Center
6	3	2008	1st-2nd	Des Moines	#Wells Fargo Arena
3	2	2012	Regional	Des Moines	Wells Fargo Arena
3	2	1986	ME Rgnl	Iowa City	Carver-Hawkeye Arena
1	1	1987	MW 2nd	Iowa City	Carver-Hawkeye Arena
1	1	1988	W 2nd	Iowa City	Carver-Hawkeye Arena
1	1	1989	MW 2nd	Iowa City	Carver-Hawkeye Arena
1	1	1990	ME 2nd	Iowa City	Carver-Hawkeye Arena
3	2	1990	ME Rgnl	Iowa City	Carver-Hawkeye Arena
1	1	1992	W 2nd	Iowa City	Carver-Hawkeye Arena
3	2	1993	ME Rgnl	Iowa City	Carver-Hawkeye Arena
2	2	1994	MW 1st-2nd	Iowa City	Carver-Hawkeye Arena
3	2	1996	ME 1st-2nd	Iowa City	Carver-Hawkeye Arena
3	2	1997	MW Rgnl	Iowa City	Carver-Hawkeye Arena
3	2	1998	W 1st-2nd	Iowa City	Carver-Hawkeye Arena
3	2	2009	1st-2nd	Iowa City	Carver-Hawkeye Arena
3	2	2013	1st-2nd	Iowa City	Carver-Hawkeye Arena
3	2	2014	1st-2nd	Iowa City	Carver-Hawkeye Arena
3	2	2015	1st-2nd	Iowa City	Carver-Hawkeye Arena

KANSAS

G	S	Yr.	Round	City	Facility
1	1	1988	MW 1st	Lawrence	Allen Field House
1	1	1993	MW 1st	Lawrence	Allen Field House
3	2	1996	E 1st-2nd	Lawrence	Allen Field House
3	2	1997	W 1st-2nd	Lawrence	Allen Field House
1	1	1982	E 1st	Manhattan	Ahearn Field House
1	1	1983	MW 1st	Manhattan	Ahearn Field House
3	2	2002	ME 1st-2nd	Manhattan	Bramlage Coliseum
3	2	2003	E 1st-2nd	Manhattan	Bramlage Coliseum
3	2	2011	1st-2nd	Wichita	INTRUST Bank Arena

KENTUCKY

G	S	Yr.	Round	City	Facility
1	1	1985	ME 1st	Bowling Green	E.A. Diddle Arena
3	2	1985	ME Rgnl	Bowling Green	E.A. Diddle Arena
1	1	1986	E 2nd	Bowling Green	E.A. Diddle Arena
1	1	1989	E 1st	Bowling Green	E.A. Diddle Arena
3	2	1989	E Rgnl	Bowling Green	E.A. Diddle Arena
1	1	1991	ME 2nd	Bowling Green	E.A. Diddle Arena
1	1	1992	ME 2nd	Bowling Green	E.A. Diddle Arena
1	1	1993	E 2nd	Bowling Green	E.A. Diddle Arena
3	2	1995	ME 1st-2nd	Bowling Green	E.A. Diddle Arena
3	2	2009	1st-2nd	Bowling Green	E.A. Diddle Arena
1	1	1982	MW 1st	Lexington	Memorial Coliseum
1	1	1983	ME 1st	Lexington	Memorial Coliseum
3	2	1986	Final Four	Lexington	#Rupp Arena
3	2	2014	1st-2nd	Lexington	Memorial Coliseum



UConn's Diana Taurasi at the 2002 Women's Final Four in San Antonio, won by the Huskies.


G	S	Yr.	Round	City	Facility
3	2	2015	1st-2nd	Lexington	Memorial Coliseum
3	2	2010	1st-2nd	Louisville	Freedom Hall
3	2	2013	1st-2nd	Louisville	Freedom Hall
3	2	2014	Regional	Louisville	KFC Yum! Center

LOUISIANA

G	S	Yr.	Round	City	Facility
1	1	1984	MW 1st	Baton Rouge	LSU Assembly Center
1	1	1986	ME 2nd	Baton Rouge	LSU Assembly Center
1	1	1987	MW 2nd	Baton Rouge	LSU Assembly Center
3	2	1997	ME 1st-2nd	Baton Rouge	Pete Maravich Assembly Center (name change)
3	2	1999	W 1st-2nd	Baton Rouge	Pete Maravich Assembly Center
3	2	2000	E 1st-2nd	Baton Rouge	Pete Maravich Assembly Center
3	2	2004	W 1st-2nd	Baton Rouge	Pete Maravich Assembly Center
6	3	2008	1st-2nd	Baton Rouge	Pete Maravich Assembly Center
3	2	2009	1st-2nd	Baton Rouge	Pete Maravich Assembly Center
3	2	2012	1st-2nd	Baton Rouge	Pete Maravich Assembly Center
3	2	2013	1st-2nd	Baton Rouge	Pete Maravich Assembly Center
3	2	2014	1st-2nd	Baton Rouge	Pete Maravich Assembly Center
1	1	1983	W OR	Monroe	Wilson Ewing Coliseum
1	1	1984	MW 1st	Monroe	Wilson Ewing Coliseum
1	1	1985	MW 1st	Monroe	Wilson Ewing Coliseum
3	2	1985	MW Rgnl	Monroe	Wilson Ewing Coliseum
1	1	1987	MW 1st	Monroe	Wilson Ewing Coliseum
3	2	1987	MW Rgnl	Monroe	Wilson Ewing Coliseum
3	2	1991	Final Four	New Orleans	Lakefront Kiefer UNO Arena
3	2	2004	Final Four	New Orleans	#New Orleans Arena
3	2	2008	Regional	New Orleans	#New Orleans Arena
3	2	2013	Final Four	New Orleans	#New Orleans Arena
1	1	1982	MW 1st	Ruston	Memorial Gym
3	2	1982	MW Rgnl	Ruston	Memorial Gym
1	1	1983	MW 1st	Ruston	Thomas Assembly Center
3	2	1983	MW Rgnl	Ruston	Thomas Assembly Center
1	1	1984	MW 1st	Ruston	Thomas Assembly Center
3	2	1984	MW Rgnl	Ruston	Thomas Assembly Center
1	1	1985	MW 1st	Ruston	Thomas Assembly Center
1	1	1986	W 2nd	Ruston	Thomas Assembly Center
1	1	1987	MW 2nd	Ruston	Thomas Assembly Center
1	1	1988	MW 2nd	Ruston	Thomas Assembly Center
1	1	1989	MW 2nd	Ruston	Thomas Assembly Center
3	2	1989	MW Rgnl	Ruston	Thomas Assembly Center
1	1	1990	MW 2nd	Ruston	Thomas Assembly Center
1	1	1993	MW 1st	Ruston	Thomas Assembly Center
2	2	1994	ME 1st-2nd	Ruston	Thomas Assembly Center
3	2	1995	E 1st-2nd	Ruston	Thomas Assembly Center
3	2	1996	MW 1st-2nd	Ruston	Thomas Assembly Center
3	2	1997	ME 1st-2nd	Ruston	Thomas Assembly Center
3	2	1998	MW 1st-2nd	Ruston	Thomas Assembly Center
3	2	1999	W 1st-2nd	Ruston	Thomas Assembly Center
3	2	2000	MW 1st-2nd	Ruston	Thomas Assembly Center
3	2	2001	E 1st-2nd	Ruston	Thomas Assembly Center
3	2	2003	W 1st-2nd	Ruston	Thomas Assembly Center
3	2	2011	1st-2nd	Shreveport	CenturyTel Center

MARYLAND

G	S	Yr.	Round	City	Facility
1	1	1982	W 1st	College Park	Cole Field House
1	1	1983	E 1st	College Park	Cole Field House
1	1	1988	ME 2nd	College Park	Cole Field House
1	1	1989	W 2nd	College Park	Cole Field House
1	1	1990	E 1st	College Park	Cole Field House



Arkansas' Delmonica DeHorney.

G	S	Yr.	Round	City	Facility
1	1	1992	ME 2nd	College Park	Cole Field House
1	1	1993	MW 2nd	College Park	Cole Field House
6	3	2005	1st-2nd	College Park	Comcast Center
6	3	2008	1st-2nd	College Park	Comcast Center
3	2	2009	1st-2nd	College Park	Comcast Center
3	2	2011	1st-2nd	College Park	Comcast Center
3	2	2012	1st-2nd	College Park	Comcast Center
3	2	2013	1st-2nd	College Park	Comcast Center
3	2	2014	1st-2nd	College Park	Comcast Center
3	2	2015	1st-2nd	College Park	Comcast Center

MASSACHUSETTS

G	S	Yr.	Round	City	Facility
3	2	2006	Final Four	Boston	#TD Banknorth Garden
1	1	1991	ME 1st	Worcester	Hart Center

MICHIGAN

G	S	Yr.	Round	City	Facility
6	3	2007	1st-2nd	East Lansing	Breslin Student Events Center
3	2	2009	1st-2nd	East Lansing	Breslin Student Events Center
1	1	1984	ME 1st	Mt. Pleasant	Daniel P. Rose Arena

MINNESOTA

G	S	Yr.	Round	City	Facility
3	2	1995	Final Four	Minneapolis	#Target Center
3	2	2004	ME 1st-2nd	Minneapolis	Williams Arena
6	3	2005	1st-2nd	Minneapolis	Williams Arena
6	3	2007	1st-2nd	Minneapolis	Williams Arena
3	2	2010	1st-2nd	Minneapolis	Williams Arena

MISSISSIPPI

G	S	Yr.	Round	City	Facility
1	1	1990	MW 1st	Hattiesburg	Reed Green Coliseum
2	2	1994	E 1st-2nd	Hattiesburg	Reed Green Coliseum
1	1	1983	MW OR	Jackson	JSU Athletics and Assembly Center
1	1	1983	ME 1st	Oxford	C.M. "Tad" Smith Coliseum
1	1	1985	ME 1st	Oxford	C.M. "Tad" Smith Coliseum
1	1	1986	MW 2nd	Oxford	C.M. "Tad" Smith Coliseum
1	1	1987	W 2nd	Oxford	C.M. "Tad" Smith Coliseum
1	1	1988	MW 2nd	Oxford	C.M. "Tad" Smith Coliseum
1	1	1989	ME 2nd	Oxford	C.M. "Tad" Smith Coliseum
1	1	1990	W 1st	Oxford	C.M. "Tad" Smith Coliseum
1	1	1992	W 2nd	Oxford	C.M. "Tad" Smith Coliseum
1	1	1994	ME 1st	Oxford	C.M. "Tad" Smith Coliseum

MISSOURI

G	S	Yr.	Round	City	Facility
1	1	1986	MW 1st	Columbia	Hearnes Center
3	2	1998	Final Four	Kansas City	#Kemper Arena
3	2	2000	MW Rgnl	Kansas City	#Municipal Auditorium
3	2	2005	Regional	Kansas City	#Municipal Auditorium
3	2	2010	Regional	Kansas City	#Sprint Center
3	2	2001	Final Four	St. Louis	#Savvis Center
3	2	2009	Final Four	St. Louis	#Scottrade Center
1	1	1991	ME 1st	Springfield	Hammonds Student Center
1	1	1992	MW 1st	Springfield	Hammonds Student Center
1	1	1993	MW 1st	Springfield	Hammonds Student Center

Tournament Trivia

Question...

Name the nine cities that have hosted the Women's Final Four more than once.

Answer...

Atlanta (1993, 2003); Austin, Texas (1985, 1987); Indianapolis (2005, 2011); Los Angeles (1984, 1992); New Orleans (1991, 2004, 2013); Norfolk, Virginia (1982, 1983); San Antonio (2002, 2010); Tacoma, Washington (1987, 1988); and Tampa Bay, Florida (2008, 2015).

MONTANA

G	S	Yr.	Round	City	Facility
1	1	1984	W 1st	Missoula	Dahlberg Arena
1	1	1986	W 1st	Missoula	Dahlberg Arena
1	1	1988	MW 2nd	Missoula	Dahlberg Arena
1	1	1989	W 1st	Missoula	Dahlberg Arena
1	1	1990	W 1st	Missoula	Dahlberg Arena
1	1	1991	W 1st	Missoula	Dahlberg Arena
3	2	1993	W Rgnl	Missoula	Dahlberg Arena
3	2	1997	W Rgnl	Missoula	Dahlberg Arena
3	2	2004	ME 1st-2nd	Missoula	Adams Center/Dahlberg Arena (name change)

NEBRASKA

G	S	Yr.	Round	City	Facility
1	1	1993	W 1st	Lincoln	Bob Devaney Sports Center
3	2	2014	Regional	Lincoln	Pinacle Bank Arena
1	1	1992	W 1st	Omaha	Omaha Civic Auditorium

NEVADA

G	S	Yr.	Round	City	Facility
1	1	1989	W 1st	Las Vegas	South Gym
1	1	1990	W 2nd	Las Vegas	South Gym
1	1	1985	MW 1st	Las Vegas	Thomas and Mack Center
1	1	1991	W 1st	Las Vegas	Thomas and Mack Center
3	2	1991	W Rgnl	Las Vegas	Thomas and Mack Center

NEW HAMPSHIRE

G	S	Yr.	Round	City	Facility
1	1	1983	E OR	Hanover	Alumni Hall

NEW JERSEY

G	S	Yr.	Round	City	Facility
1	1	1986	E 2nd	Piscataway	Louis Brown Athletic Center
1	1	1987	E 2nd	Piscataway	Louis Brown Athletic Center
1	1	1988	E 2nd	Piscataway	Louis Brown Athletic Center
1	1	1989	ME 1st	Piscataway	Louis Brown Athletic Center
1	1	1991	E 1st	Piscataway	Louis Brown Athletic Center
1	1	1992	ME 1st	Piscataway	Louis Brown Athletic Center
1	1	1994	E 1st	Piscataway	Louis Brown Athletic Center
3	2	1994	E Rgnl	Piscataway	Louis Brown Athletic Center
3	2	1999	MW 1st-2nd	Piscataway	Louis Brown Athletic Center
3	2	2000	W 1st-2nd	Piscataway	Louis Brown Athletic Center
3	2	2001	W 1st-2nd	Piscataway	Louis Brown Athletic Center
3	2	2009	1st-2nd	Piscataway	Louis Brown Athletic Center
3	2	1994	MW 1st-2nd	South Orange	Walsh Gym
6	3	2006	1st-2nd	Trenton	#Sovereign Bank Arena
3	2	2009	Regional	Trenton	#Sovereign Bank Arena

NEW MEXICO

G	S	Yr.	Round	City	Facility
3	2	2003	MW 1st-2nd	Albuquerque	University Arena/The Pit
3	2	2003	MW Rgnl	Albuquerque	University Arena/The Pit
3	2	2004	MW 1st-2nd	Albuquerque	University Arena/The Pit
3	2	2006	Regional	Albuquerque	University Arena/The Pit
6	3	2008	1st-2nd	Albuquerque	University Arena/The Pit
3	2	2009	1st-2nd	Albuquerque	University Arena/The Pit
3	2	2011	1st-2nd	Albuquerque	University Arena/The Pit



UConn's Tina Charles

Tournament Trivia

Question...

How many times has the Women's Final Four been hosted by the same city in consecutive years?

Answer...

Twice: Norfolk, Virginia, hosted the Women's Final Four in 1982 and 1983, and Tacoma Washington, did the honors in 1987 and 1988.

NEW YORK

G	S	Yr.	Round	City	Facility
3	2	2015	Regional	Albany	#Times Union Center
1	1	1988	E 1st	Jamaica	Alumni Hall
3	2	2013	1st-2nd	Queens	Carmessec Arena

NORTH CAROLINA

G	S	Yr.	Round	City	Facility
1	1	1984	E 1st	Chapel Hill	Carmichael Auditorium
1	1	1986	W 2nd	Chapel Hill	Carmichael Auditorium
1	1	1987	ME 2nd	Chapel Hill	Carmichael Auditorium
1	1	1992	E 1st	Chapel Hill	Carmichael Auditorium
1	1	1993	ME 2nd	Chapel Hill	Carmichael Auditorium
2	2	1994	E 1st-2nd	Chapel Hill	Carmichael Auditorium
3	2	1995	W 1st-2nd	Chapel Hill	Carmichael Auditorium
3	2	1997	E 1st-2nd	Chapel Hill	Carmichael Auditorium
3	2	1998	ME 1st-2nd	Chapel Hill	Carmichael Auditorium
3	2	1999	MW 1st-2nd	Chapel Hill	Carmichael Auditorium
3	2	2002	MW 1st-2nd	Chapel Hill	Carmichael Auditorium
3	2	2012	1st-2nd	Chapel Hill	Carmichael Auditorium
3	2	2014	1st-2nd	Chapel Hill	Carmichael Auditorium
3	2	2015	1st-2nd	Chapel Hill	Carmichael Auditorium
6	3	2005	1st-2nd	Chapel Hill	Dean E. Smith Center
3	2	1996	Final Four	Charlotte	#Charlotte Coliseum
1	1	1987	E 1st	Durham	Cameron Indoor Stadium
3	2	1996	ME 1st-2nd	Durham	Cameron Indoor Stadium
3	2	1998	W 1st-2nd	Durham	Cameron Indoor Stadium
3	2	1999	E 1st-2nd	Durham	Cameron Indoor Stadium
3	2	2000	E 1st-2nd	Durham	Cameron Indoor Stadium
3	2	2001	W 1st-2nd	Durham	Cameron Indoor Stadium
3	2	2002	E 1st-2nd	Durham	Cameron Indoor Stadium
3	2	2004	ME 1st-2nd	Durham	Cameron Indoor Stadium
3	2	2010	1st-2nd	Durham	Cameron Indoor Stadium
3	2	2011	1st-2nd	Durham	Cameron Indoor Stadium
3	2	2013	1st-2nd	Durham	Cameron Indoor Stadium
3	2	2014	1st-2nd	Durham	Cameron Indoor Stadium
3	2	1987	E Rgnl	Fayetteville	Cumberland County Memorial Arena
3	2	1999	E Rgnl	Greensboro	#Greensboro Coliseum
3	2	2007	Regional	Greensboro	#Greensboro Coliseum
3	2	2008	Regional	Greensboro	#Greensboro Coliseum
3	2	2015	Regional	Greensboro	#Greensboro Coliseum
3	2	2002	E Rgnl	Raleigh	#Entertainment & Sports Arena
6	3	2007	1st-2nd	Raleigh	#RBC Center (name change)
3	2	2009	Regional	Raleigh	#RBC Center
3	2	2012	Regional	Raleigh	PNC Arena
1	1	1982	E 1st	Raleigh	William Neal Reynolds Coliseum
3	2	1982	E Rgnl	Raleigh	William Neal Reynolds Coliseum
1	1	1983	E 1st	Raleigh	William Neal Reynolds Coliseum
1	1	1984	E 1st	Raleigh	William Neal Reynolds Coliseum
1	1	1985	E 1st	Raleigh	William Neal Reynolds Coliseum
1	1	1989	ME 2nd	Raleigh	William Neal Reynolds Coliseum
1	1	1990	MW 2nd	Raleigh	William Neal Reynolds Coliseum
1	1	1991	E 2d	Raleigh	William Neal Reynolds Coliseum
3	2	1998	E 1st-2nd	Raleigh	William Neal Reynolds Coliseum
3	2	2001	E 1st-2nd	Raleigh	William Neal Reynolds Coliseum
3	2	2003	MW 1st-2nd	Raleigh	William Neal Reynolds Coliseum
3	2	2012	Regional	Raleigh	William Neal Reynolds Coliseum

OHIO

G	S	Yr.	Round	City	Facility
1	1	1986	ME 1st	Athens	Convocation Center
1	1	1989	W 1st	Bowling Green	Anderson Arena

G	S	Yr.	Round	City	Facility
1	1	1993	E 1st	Bowling Green	Anderson Arena
3	2	2012	1st-2nd	Bowling Green	Stroh Center
3	2	2001	ME 1st-2nd	Cincinnati	Cintas Center
3	2	1997	Final Four	Cincinnati	#Riverfront Coliseum
3	2	1999	ME Rgnl	Cincinnati	Shoemaker Center
3	2	2003	W 1st-2nd	Cincinnati	Fifth Third Arena at Shoemaker Center (name change)
3	2	2010	1st-2nd	Cincinnati	Cintas Center
3	2	2011	1st-2nd	Cincinnati	Cintas Center
3	2	2006	Regional	Cleveland	#Quicken Loans Arena
3	2	2007	Final Four	Cleveland	#Quicken Loans Arena
1	1	1984	ME 1st	Columbus	St. John Arena
1	1	1985	E 1st	Columbus	St. John Arena
1	1	1986	ME 2nd	Columbus	St. John Arena
1	1	1988	ME 2nd	Columbus	St. John Arena
1	1	1989	E 2nd	Columbus	St. John Arena
1	1	1990	MW 1st	Columbus	St. John Arena
1	1	1993	E 2nd	Columbus	St. John Arena
3	2	2004	ME 1st-2nd	Columbus	St. John Arena
3	2	2009	1st-2nd	Columbus	Nationwide Arena
3	2	2013	1st-2nd	Columbus	St. John Arena
3	2	1998	E Rgnl	Dayton	University of Dayton Arena
3	2	2003	E Rgnl	Dayton	University of Dayton Arena
3	2	2007	Rgnl	Dayton	University of Dayton Arena
3	2	2010	Rgnl	Dayton	University of Dayton Arena
3	2	2011	Rgnl	Dayton	University of Dayton Arena
3	2	2014	1st-2nd	Toledo	Savage Arena

OKLAHOMA

G	S	Yr.	Round	City	Facility
1	1	1986	MW 2nd	Norman	Lloyd Noble Center
3	2	2001	W 1st-2nd	Norman	Lloyd Noble Center
3	2	2002	W 1st-2nd	Norman	Lloyd Noble Center
3	2	2003	ME 1st-2nd	Norman	Lloyd Noble Center
3	2	2004	MW Rgnl	Norman	Lloyd Noble Center
3	2	2010	1st-2nd	Norman	Lloyd Noble Center
3	2	2012	1st-2nd	Norman	Lloyd Noble Center
3	2	2008	Regional	Oklahoma City	#Ford Center
3	2	2009	Regional	Oklahoma City	#Ford Center
3	2	2013	Regional	Oklahoma City	#Chesapeake Energy Arena
3	2	2015	Regional	Oklahoma City	#Chesapeake Energy Arena
1	1	1989	MW 1st	Stillwater	Gallagher-Iba Arena
1	1	1990	MW 1st	Stillwater	Gallagher-Iba Arena
1	1	1991	MW 1st	Stillwater	Gallagher-Iba Arena
1	1	1991	MW 2nd	Stillwater	Gallagher-Iba Arena

OREGON

G	S	Yr.	Round	City	Facility
1	1	1983	W 1st	Corvallis	Gill Coliseum
3	2	2015	1st-2nd	Corvallis	Gill Coliseum
1	1	1982	W 1st	Eugene	McArthur Court
1	1	1987	W 1st	Eugene	McArthur Court
1	1	1987	W 2d	Eugene	McArthur Court
3	2	2000	W 1st-2nd	Eugene	McArthur Court
3	2	2003	W 1st-2nd	Eugene	McArthur Court
3	2	2000	W Rgnl	Portland	Memorial Coliseum

PENNSYLVANIA

G	S	Yr.	Round	City	Facility
1	1	1982	E 1st	Cheyney	Cope Hall
1	1	1983	E 1st	Cheyney	Cope Hall



Maryland's Kristi Toliver.

G	S	Yr.	Round	City	Facility
1	1	1984	E 1st	Cheyney	Cope Hall
1	1	1987	E 1st	Philadelphia	Alumni Memorial Fieldhouse
1	1	1988	ME 1st	Philadelphia	Alumni Memorial Fieldhouse
3	2	2000	Final Four	Philadelphia	#First Union Center (now named Wachovia Center)
1	1	1983	ME OR	Philadelphia	Hayman Hall
1	1	1988	ME 1st	Philadelphia	Hayman Hall
1	1	1989	ME 1st	Philadelphia	McGonigle Hall
1	1	1986	E 1st	Philadelphia	#Palestra
3	2	1986	E Rgnl	Philadelphia	#Palestra
3	2	1991	E Rgnl	Philadelphia	#Palestra
3	2	2004	E 1st-2nd	Philadelphia	The Liacouras Center
3	2	2005	Rgnl	Philadelphia	The Liacouras Center
3	2	2011	Rgnl	Philadelphia	The Liacouras Center
3	2	2001	E Rgnl	Pittsburgh	#Mellon Arena
6	3	2007	1st-2nd	Pittsburgh	Petersen Events Center
3	2	2010	1st-2nd	Pittsburgh	Petersen Events Center
1	1	1982	ME 1st	University Park	Recreation Hall
3	2	1983	E Rgnl	University Park	Recreation Hall
1	1	1985	E 1st	University Park	Recreation Hall
1	1	1986	E 2nd	University Park	Recreation Hall
1	1	1991	E 2nd	University Park	Recreation Hall
1	1	1992	W 2nd	University Park	Recreation Hall
1	1	1993	E 2nd	University Park	Recreation Hall
2	2	1994	MW 1st-2nd	University Park	Recreation Hall
3	2	1995	MW 1st-2nd	University Park	Recreation Hall
3	2	1996	W 1st-2nd	University Park	Recreation Hall
3	2	2000	MW 1st-2nd	University Park	Bryce Jordan Center
3	2	2002	ME 1st-2nd	University Park	Bryce Jordan Center
3	2	2003	ME 1st-2nd	University Park	Bryce Jordan Center
6	3	2006	1st-2nd	University Park	Bryce Jordan Center
3	2	2011	1st-2nd	University Park	Bryce Jordan Center
3	2	2014	1st-2nd	University Park	Bryce Jordan Center
1	1	1987	E 2nd	Villanova	John E. duPont Pavilion
1	1	1988	E 1st	Villanova	John E. duPont Pavilion

RHODE ISLAND

G	S	Yr.	Round	City	Facility
1	1	1986	E 1st	Providence	Alumni Hall
1	1	1990	E 2nd	Providence	Alumni Hall
1	1	1991	E 1st	Providence	Alumni Hall
1	1	1992	ME 1st	Providence	Alumni Hall
3	2	2012	Regional	Kingston	The Ryan Center

SOUTH CAROLINA

G	S	Yr.	Round	City	Facility
1	1	1989	ME 2nd	Clemson	Littlejohn Coliseum
1	1	1990	E 1st	Clemson	Littlejohn Coliseum
1	1	1991	E 2nd	Clemson	Littlejohn Coliseum
1	1	1992	E 1st	Clemson	Littlejohn Coliseum
1	1	1993	MW 1st	Clemson	Littlejohn Coliseum
3	2	1996	MW 1st-2nd	Clemson	Littlejohn Coliseum
3	2	1999	ME 1st-2nd	Clemson	Littlejohn Coliseum
1	1	1982	MW 1st	Columbia	Carolina Coliseum
1	1	1986	ME 1st	Columbia	Carolina Coliseum
1	1	1988	MW 1st	Columbia	Carolina Coliseum
1	1	1989	MW 1st	Columbia	Carolina Coliseum
1	1	1990	ME 1st	Columbia	Frank McGuire Arena (name change)
3	2	1997	E Rgnl	Columbia	Frank McGuire Arena
3	2	2002	E 1st-2nd	Columbia	Frank McGuire Arena
3	2	2015	1st-2nd	Columbia	Colonial Life Arena

TENNESSEE

G	S	Yr.	Round	City	Facility
3	2	2004	MW 1st-2nd	Chattanooga	McKenzie Arena
3	2	2005	Rgnl	Chattanooga	McKenzie Arena
3	2	2009	1st-2nd	Chattanooga	McKenzie Arena
1	1	1987	ME 1st	Cookeville	Eblen Center
1	1	1990	ME 1st	Cookeville	Eblen Center
1	1	1982	ME 1st	Knoxville	Stokely Athletics Center
3	2	1982	ME Rgnl	Knoxville	Stokely Athletics Center
1	1	1983	ME 1st	Knoxville	Stokely Athletics Center
1	1	1984	ME 1st	Knoxville	Stokely Athletics Center
3	2	1984	ME Rgnl	Knoxville	Stokely Athletics Center
1	1	1985	ME 1st	Knoxville	Stokely Athletics Center
1	1	1986	ME 2nd	Knoxville	Stokely Athletics Center
1	1	1987	ME 2nd	Knoxville	Stokely Athletics Center
3	2	1987	ME Rgnl	Knoxville	Stokely Athletics Center
1	1	1988	E 2nd	Knoxville	Thompson-Boling Arena
1	1	1989	E 2nd	Knoxville	Thompson-Boling Arena
1	1	1990	E 2nd	Knoxville	Thompson-Boling Arena
3	2	1990	Final Four	Knoxville	Thompson-Boling Arena
1	1	1991	ME 2nd	Knoxville	Thompson-Boling Arena
3	2	1991	ME Rgnl	Knoxville	Thompson-Boling Arena
1	1	1992	ME 2nd	Knoxville	Thompson-Boling Arena
1	1	1993	ME 2nd	Knoxville	Thompson-Boling Arena
2	2	1994	ME 1st-2nd	Knoxville	Thompson-Boling Arena
3	2	1995	ME 1st-2nd	Knoxville	Thompson-Boling Arena
3	2	1995	ME Rgnl	Knoxville	Thompson-Boling Arena
3	2	1996	E 1st-2nd	Knoxville	Thompson-Boling Arena
3	2	1997	MW 1st-2nd	Knoxville	Thompson-Boling Arena
3	2	1998	ME 1st-2nd	Knoxville	Thompson-Boling Arena
3	2	1999	E 1st-2nd	Knoxville	Thompson-Boling Arena
3	2	2000	ME 1st-2nd	Knoxville	Thompson-Boling Arena
3	2	2001	ME 1st-2nd	Knoxville	Thompson-Boling Arena
3	2	2002	MW 1st-2nd	Knoxville	Thompson-Boling Arena
3	2	2003	ME 1st-2nd	Knoxville	Thompson-Boling Arena
3	2	2003	ME Rgnl	Knoxville	Thompson-Boling Arena
6	3	2005	1st-2nd	Knoxville	Thompson-Boling Arena
3	2	2010	1st-2nd	Knoxville	Thompson-Boling Arena
3	2	2011	1st-2nd	Knoxville	Thompson-Boling Arena
3	2	2013	1st-2nd	Knoxville	Thompson-Boling Arena
3	2	2014	1st-2nd	Knoxville	Thompson-Boling Arena
3	2	2015	1st-2nd	Knoxville	Thompson-Boling Arena
1	1	1982	ME 1st	Memphis	MSU Fieldhouse
3	2	2000	ME Rgnl	Memphis	#The Pyramid
3	2	2010	Regional	Memphis	#FedEx Forum
1	1	1989	E 1st	Nashville	Alumni Memorial Fieldhouse
1	1	1990	ME 1st	Nashville	Memorial Gym (name change)
1	1	1991	ME 1st	Nashville	Memorial Gym
1	1	1992	E 2nd	Nashville	Memorial Gym
2	2	1994	E 1st-2nd	Nashville	Memorial Gym
3	2	1995	W 1st-2nd	Nashville	Memorial Gym
3	2	1996	ME 1st-2nd	Nashville	Memorial Gym
3	2	1998	ME Rgnl	Nashville	Memorial Gym
3	2	2001	MW 1st-2nd	Nashville	Memorial Gym
3	2	2002	MW 1st-2nd	Nashville	Memorial Gym
6	3	2006	1st-2nd	Nashville	Memorial Gym
3	2	2012	1st-2nd	Nashville	Memorial Gym
1	1	1993	MW 2nd	Nashville	#Striplin Gymnasium
3	2	2014	Final Four	Nashville	Bridgestone Arena

TEXAS

G	S	Yr.	Round	City	Facility
1	1	1983	MW 1st	Austin	Frank Erwin Center

G	S	Yr.	Round	City	Facility
1	1	1984	MW 1st	Austin	Frank Erwin Center
1	1	1985	ME 1st	Austin	Frank Erwin Center
3	2	1985	Final Four	Austin	Frank Erwin Center
1	1	1986	MW 2nd	Austin	Frank Erwin Center
3	2	1986	MW Rgnl	Austin	Frank Erwin Center
1	1	1987	E 2nd	Austin	Frank Erwin Center
3	2	1987	Final Four	Austin	Frank Erwin Center
1	1	1988	MW 2nd	Austin	Frank Erwin Center
3	2	1988	MW Rgnl	Austin	Frank Erwin Center
1	1	1989	W 2nd	Austin	Frank Erwin Center
3	2	1989	W Rgnl	Austin	Frank Erwin Center
1	1	1990	MW 2nd	Austin	Frank Erwin Center
3	2	1990	MW Rgnl	Austin	Frank Erwin Center
1	1	1991	MW 1st	Austin	Frank Erwin Center
3	2	1991	MW Rgnl	Austin	Frank Erwin Center
1	1	1992	W 2nd	Austin	Frank Erwin Center
1	1	1993	MW 2nd	Austin	Frank Erwin Center
1	1	1994	MW 1st	Austin	Frank Erwin Center
3	2	1994	MW Rgnl	Austin	Frank Erwin Center
3	2	1997	E 1st-2nd	Austin	Frank Erwin Center
3	2	2002	E 1st-2nd	Austin	Frank Erwin Center
3	2	2004	W 1st-2nd	Austin	Frank Erwin Center
6	3	2007	1st-2nd	Austin	Frank Erwin Center
3	2	2010	1st-2nd	Austin	Frank Erwin Center
1	1	1991	MW 2nd	Beaumont	Montagne Center
3	2	2012	1st-2nd	College Station	Reed Arena
3	2	2013	1st-2nd	College Station	Reed Arena
3	2	2014	1st-2nd	College Station	Reed Arena
6	3	2005	1st-2nd	Dallas	#Reunion Arena
3	2	2007	Rgnl	Dallas	#Reunion Arena
3	2	2011	Rgnl	Dallas	American Airlines Center
1	1	1992	W 2nd	Lubbock	Lubbock Municipal Coliseum
1	1	1993	W 2nd	Lubbock	Lubbock Municipal Coliseum
2	2	1994	MW 1st-2nd	Lubbock	Lubbock Municipal Coliseum
3	2	1995	ME 1st-2nd	Lubbock	Lubbock Municipal Coliseum
3	2	1996	MW 1st-2nd	Lubbock	Lubbock Municipal Coliseum
3	2	1998	MW 1st-2nd	Lubbock	Lubbock Municipal Coliseum
3	2	1998	MW Rgnl	Lubbock	Lubbock Municipal Coliseum
3	2	1999	MW 1st-2nd	Lubbock	Lubbock Municipal Coliseum
3	2	2000	ME 1st-2nd	Lubbock	United Spirit Arena
3	2	2001	ME 1st-2nd	Lubbock	United Spirit Arena
3	2	2002	W 1st-2nd	Lubbock	United Spirit Arena
3	2	2003	MW 1st-2nd	Lubbock	United Spirit Arena
3	2	2009	1st-2nd	Lubbock	United Spirit Arena
3	2	2013	1st-2nd	Lubbock	United Spirit Arena
1	1	1988	W 1st	Nacogdoches	Stephen F. Austin Coliseum
1	1	1989	W 2nd	Nacogdoches	Stephen F. Austin Coliseum
1	1	1990	W 2nd	Nacogdoches	Stephen F. Austin Coliseum
1	1	1991	MW 1st	Nacogdoches	Stephen F. Austin Coliseum
1	1	1992	MW 2nd	Nacogdoches	Johnson Coliseum (name change)
1	1	1993	MW 2nd	Nacogdoches	Johnson Coliseum
3	2	1993	MW Rgnl	Nacogdoches	Johnson Coliseum
3	2	1996	MW Rgnl	Nacogdoches	Johnson Coliseum
3	2	2002	Final Four	San Antonio	#Alamodome
3	2	2006	Regional	San Antonio	#AT&T Center
3	2	2010	Final Four	San Antonio	#Alamodome
3	2	2002	E 1st-2nd	Waco	Ferrell Center
3	2	2011	1st-2nd	Waco	Ferrell Center
3	2	2013	1st-2nd	Waco	Ferrell Center
3	2	2014	1st-2nd	Waco	Ferrell Center
3	2	2015	1st-2nd	Waco	Ferrell Center



LSU's Seimone Augustus.

UTAH

G	S	Yr.	Round	City	Facility
3	2	2001	MW 1st-2nd	Salt Lake City	Jon M. Huntsman Center
3	2	2011	1st-2nd	Salt Lake City	Jon M. Huntsman Center

VERMONT

G	S	Yr.	Round	City	Facility
1	1	1993	E 1st	Burlington	Patrick Gym

VIRGINIA

G	S	Yr.	Round	City	Facility
3	2	1994	E 1st-2nd	Blacksburg	Cassell Coliseum
3	2	1999	E 1st-2nd	Blacksburg	Cassell Coliseum
3	2	2004	E 1st-2nd	Blacksburg	Cassell Coliseum
1	1	1986	E 2nd	Charlottesville	University Hall
1	1	1987	ME 2nd	Charlottesville	University Hall
1	1	1988	E 2nd	Charlottesville	University Hall
1	1	1989	E 2nd	Charlottesville	University Hall
1	1	1990	E 2nd	Charlottesville	University Hall
1	1	1991	MW 2nd	Charlottesville	University Hall
1	1	1992	E 2nd	Charlottesville	University Hall
3	2	1992	E Rgnl	Charlottesville	University Hall
1	1	1993	E 2nd	Charlottesville	University Hall
7	2	1994	ME 1st-2nd	Charlottesville	University Hall
3	2	1995	E 1st-2nd	Charlottesville	University Hall
3	2	1996	E 1st-2nd	Charlottesville	University Hall
3	2	1996	E Rgnl	Charlottesville	University Hall
3	2	1997	W 1st-2nd	Charlottesville	University Hall
3	2	2000	ME 1st-2nd	Charlottesville	University Hall
3	2	2011	1st-2nd	Charlottesville	John Paul Jones Arena
1	1	1987	E 2nd	Harrisonburg	JMU Convocation Center
1	1	1988	E 2nd	Harrisonburg	JMU Convocation Center
1	1	1989	E 1st	Harrisonburg	JMU Convocation Center
1	1	1991	E 1st	Harrisonburg	JMU Convocation Center
1	1	1982	E 1st	Norfolk	ODU Field House
1	1	1983	E 1st	Norfolk	ODU Field House
1	1	1984	E 1st	Norfolk	ODU Field House
3	2	1984	E Rgnl	Norfolk	ODU Field House
1	1	1985	E 1st	Norfolk	ODU Field House
3	2	1985	E Rgnl	Norfolk	ODU Field House
3	2	1988	E Rgnl	Norfolk	ODU Field House
1	1	1989	ME 1st	Norfolk	ODU Field House
1	1	1990	E 1st	Norfolk	ODU Field House
3	2	1990	E Rgnl	Norfolk	ODU Field House
1	1	1993	ME 1st	Norfolk	ODU Field House
1	1	1993	ME 2nd	Norfolk	ODU Field House
1	1	1994	E 1st	Norfolk	ODU Field House
3	2	1996	E 1st-2nd	Norfolk	ODU Field House
3	2	1997	ME 1st-2nd	Norfolk	ODU Field House
3	2	1998	E 1st-2nd	Norfolk	ODU Field House
3	2	1999	E 1st-2nd	Norfolk	ODU Field House
3	2	2000	MW 1st-2nd	Norfolk	ODU Field House
3	2	1982	Final Four	Norfolk	#The Scope
3	2	1983	Final Four	Norfolk	#The Scope
3	2	2003	E 1st-2nd	Norfolk	Ted Constant Convocation Center
3	2	2004	ME Rgnl	Norfolk	Ted Constant Convocation Center
6	3	2006	1st-2nd	Norfolk	Ted Constant Convocation Center
6	3	2008	1st-2nd	Norfolk	Ted Constant Convocation Center
3	2	2010	1st-2nd	Norfolk	Ted Constant Convocation Center
3	2	2012	1st-2nd	Norfolk	Ted Constant Convocation Center
3	2	1994	Final Four	Richmond	Richmond Coliseum
3	2	1993	E Rgnl	Richmond	Richmond Coliseum



Former Big East rivals UConn and Notre Dame have faced off in the last three Women's Final Fours, with UConn prevailing each time.

G	S	Yr.	Round	City	Facility
1	1	1991	E 1st	Richmond	Robins Center
3	2	2000	E Rgnl	Richmond	Stuart Siegel Center

WASHINGTON

G	S	Yr.	Round	City	Facility
1	1	1985	W 1st	Seattle	Hec Edmundson Pavilion
1	1	1986	W 1st	Seattle	Hec Edmundson Pavilion
1	1	1987	W 1st	Seattle	Hec Edmundson Pavilion
1	1	1988	W 2nd	Seattle	Hec Edmundson Pavilion
1	1	1989	W 1st	Seattle	Hec Edmundson Pavilion
1	1	1990	ME 2nd	Seattle	Hec Edmundson Pavilion
1	1	1991	W 2nd	Seattle	Hec Edmundson Pavilion
3	2	1992	W Rgnl	Seattle	Hec Edmundson Pavilion
1	1	1993	W 1st	Seattle	Hec Edmundson Pavilion
3	2	1995	ME 1st-2nd	Seattle	Hec Edmundson Pavilion
3	2	1996	W Rgnl	Seattle	Hec Edmundson Pavilion
3	2	2004	W Rgnl	Seattle	Bank of America Arena at Hec Edmundson Pavilion (name change)
6	3	2005	1st-2nd	Seattle	Bank of America Arena at Hec Edmundson Pavilion
6	3	2009	1st-2nd	Seattle	Bank of America Arena at Hec Edmundson Pavilion
3	2	2010	1st-2nd	Seattle	Bank of America Arena at Hec Edmundson Pavilion
3	2	2014	1st-2nd	Seattle	Alaska Airlines Arena
3	2	2001	W Rgnl	Spokane	#Spokane Veterans Memorial Arena
3	2	2008	Regional	Spokane	#Spokane Veterans Memorial Arena
3	2	2011	1st-2nd	Spokane	#Spokane Veterans Memorial Arena
3	2	2013	Regional	Spokane	#Spokane Veterans Memorial Arena
3	2	2015	Regional	Spokane	#Spokane Veterans Memorial Arena
3	2	2011	1st-2nd	Spokane	McCarthy Athletic Center
3	2	2012	1st-2nd	Spokane	McCarthy Athletic Center
3	2	2013	1st-2nd	Spokane	McCarthy Athletic Center
3	2	1988	Final Four	Tacoma	#Tacoma Dome
3	2	1989	Final Four	Tacoma	#Tacoma Dome

WEST VIRGINIA

G	S	Yr.	Round	City	Facility
1	1	1992	E 2nd	Morgantown	WVU Coliseum

WISCONSIN

G	S	Yr.	Round	City	Facility
1	1	1992	W 1st	Madison	UW Field House
3	2	2002	ME Rgnl	Milwaukee	#U.S. Cellular Arena

FUTURE DATES AND SITES

TOURNAMENT

Year	First Round	Second Round	Regionals	Women's Final Four
2016	March 18-19	March 20-21	March 25-28	April 3 & 5

2016

First and Second Rounds

Friday, March 18 & Sunday, March 20 and Saturday, March 19 & Monday, March 21
Non-predetermined sites (Top-16 seeds will host)

Regionals

Friday, March 25 & Sunday, March 27

Lexington Regional

Rupp Arena
Lexington, Kentucky
Hosted by: University of Kentucky

Sioux Falls Regional

Denny Sanford Premier Center
Sioux Falls, South Dakota
Hosted by: The Summit League

Saturday, March 26 & Monday, March 28

Bridgeport Regional

Webster Bank Arena
Bridgeport, Connecticut
Hosted by: Fairfield University and University of Connecticut

Dallas Regional

American Airlines Arena
Dallas
Hosted by: Big 12 Conference

Women's Final Four

Sunday, April 3 & Tuesday, April 5

Bankers Life Fieldhouse
Indianapolis, Indiana
Hosted by: Indiana University-Purdue University, Indianapolis (IUPUI), Horizon League

WOMEN'S FINAL FOUR - FUTURE DATES

Year	Dates	Site and Hosts
2017	March 31 and April 2	American Airlines Center, Dallas, Texas Hosted by Big 12 Conference and Dallas Sports Commission
2018	March 30 and April 1	Nationwide Arena, Columbus, Ohio Hosted by The Ohio State University and Greater Columbus Sports Commission
2019	April 5 and 7	Amalie Arena, Tampa Bay, Florida Host: University of South Florida and Tampa Bay Sports Commission
2020	April 3 and 5	Smoothie King Center, New Orleans, Louisiana Host: Tulane University and Sun Belt Conference



Pat Summitt coached the Tennessee Lady Vols to 31 consecutive NCAA Tournament appearances from 1982 until her retirement in 2012, claiming eight national championships.