

NCAA WOMEN'S FROZEN FOUR RECORDS BOOK

Championship Results.....	2
Frozen Four Facts.....	3
Frozen Four Records.....	4
Women's Frozen Four Most Outstanding Players	9
All-Tournament Teams.....	10
Championship Game Records.....	13
Regional Records.....	17
Tournament Facts.....	22
Tournament History.....	29
Seeding History.....	32
Annual Scoring Leaders.....	33
NCAA Women's Ice Hockey Championship Committee.....	34
Coaching Facts.....	37
Team-By-Team Won-Lost-Tied Records.....	39
All-Time Coaches.....	41
All-Time Champions.....	43
Brackets.....	55

WOMEN'S FROZEN FOUR RECORDS

Championship Results	2
Women's Frozen Four Facts	3
Women's Frozen Four Records	4
Women's Frozen Four Most Outstanding Players	9
All-Tournament Teams	10
Elite 90 Winners	11

CHAMPIONSHIP RESULTS

Year	Champion	Coach	Score	Runner-Up	3rd Place	4th Place	Site
2001	Minn. Duluth (28-5-4)	Shannon Miller	4-2	St. Lawrence	Harvard	Dartmouth	Minneapolis
2002	Minn. Duluth (24-6-4)	Shannon Miller	3-2	Brown	Niagara (tie)	Minnesota (tie)	Durham, N.H.
2003	Minn. Duluth (31-3-2)	Shannon Miller	4-3 (2 OT)	Harvard	Dartmouth	Minnesota	Duluth, Minn.
2004	Minnesota (30-4-2)	Laura Halldorson	6-2	Harvard	St. Lawrence	Dartmouth	Providence, R.I.
2005	Minnesota (36-2-2)	Laura Halldorson	4-3	Harvard	St. Lawrence Semifinalist*	Dartmouth Semifinalist*	Durham, N.H.
2006	Wisconsin (36-4-1)	Mark Johnson	3-0	Minnesota	New Hampshire	St. Lawrence	Minneapolis
2007	Wisconsin (36-1-4)	Mark Johnson	4-1	Minn. Duluth	Boston College	St. Lawrence	Lake Placid, N.Y.
2008	Minn. Duluth (34-4-1)	Shannon Miller	4-0	Wisconsin	Harvard	New Hampshire	Duluth, Minn.
2009	Wisconsin (34-2-5)	Mark Johnson	5-0	Mercyhurst	Minnesota	Minn. Duluth	Boston, Mass.
2010	Minn. Duluth (31-8-2)	Shannon Miller	3-2 (3 OT)	Cornell	Mercyhurst	Minnesota	Minneapolis
2011	Wisconsin (37-2-2)	Mark Johnson	4-1	Boston U.	Boston College	Cornell	Erie, Pa.
2012	Minnesota (34-5-2)	Brad Frost	4-2	Wisconsin	Boston College	Cornell	Duluth, Minn.
2013	Minnesota (41-0)	Brad Frost	6-3	Boston U.	Boston College	Mercyhurst	Minneapolis
2014	Clarkson (31-5-5)	Matt Desrosiers	5-4	Minnesota	Mercyhurst	Wisconsin	Hamden, Conn.
2015	Minnesota (34-3-4)	Brad Frost	4-1	Harvard	Boston College	Wisconsin	Minneapolis
2016	Minnesota (35-4-1)	Brad Frost	3-1	Boston College	Clarkson	Wisconsin	Durham, NH
2017	Clarkson (32-4-5)	Matt Desrosiers	3-0	Wisconsin	Boston College	Minnesota	St. Charles, Mo.
2018	Clarkson (36-4-1)	Matt Desrosiers	2-1 (OT)	Colgate	Ohio St.	Wisconsin	Minneapolis
2019	Wisconsin (35-4-2)	Mark Johnson	2-0	Minnesota	Clarkson	Cornell	Hamden, Conn.
2020	\$No tournament						
2021	Wisconsin (17-3-1)	Mark Johnson	2-1	Northeastern	Minn. Duluth	Ohio St.	Erie, Pa.
2022	Ohio St. (32-6)	Nadine Muzerall	3-2	Minn. Duluth	Yale	Northeastern	University Park, Pa.

*Third-place game discontinued after 2005. Since then, both teams defeated in the semifinals are awarded third place. \$The 2020 tournament was not held due to the COVID-19 pandemic.

FROZEN FOUR FACTS

FROZEN FOUR APPEARANCES

14—Minnesota, 2002-03-04-05-06-09-10-12-13-14-15-16-17-19
 13—Wisconsin, 2006-07-08-09-11-12-14-15-16-17-18-19-21
 9—Minn. Duluth, 2001-02-03-07-08-09-10-21-22
 7—Boston College, 2007-11-12-13-15-16-17
 6—Harvard, 2001-03-04-05-08-15
 5—St. Lawrence, 2001, 04-05-06-07
 5—Clarkson, 2014-16-17-18-19
 4—Dartmouth, 2001-03-04-05
 4—Mercyhurst, 2009-10-13-14
 4—Cornell, 2010-11-12-19
 2—New Hampshire, 2006-08
 2—Boston U., 2011-13

CONSECUTIVE FROZEN FOUR APPEARANCES

7—Wisconsin, 2014-21
 6—Minnesota, 2012-17
 5—Minnesota, 2002-06
 4—St. Lawrence, 2004-07
 4—Wisconsin, 2006-09
 4—Minn. Duluth, 2007-10
 4—Clarkson, 2016-19
 3—Minn. Duluth, 2001-03
 3—Dartmouth, 2003-05
 3—Harvard, 2003-05
 3—Cornell, 2010-12
 3—Boston College, 2011-13
 3—Boston College, 2015-17

FROZEN FOUR WINS

15—Minnesota
 15—Wisconsin
 12—Minn. Duluth
 6—Clarkson
 4—Harvard
 3—St. Lawrence

FROZEN FOUR WINNING PERCENTAGE

(Min. 3 games)

.750—Minn. Duluth, 2001-22 (12-4)
 .750—Clarkson, 2014-19 (6-2)
 .682—Wisconsin, 2006-21 (15-7)
 .620—Minnesota, 2002-19 (15-9-1)
 .500—Boston U., 2011-13 (2-2)
 .500—Ohio St., 2018-22 (2-2)
 .400—Harvard, 2001-15 (4-6)
 .375—St. Lawrence, 2001-07 (3-5)
 .200—Cornell, 2010-19 (1-4)
 .200—Mercyhurst, 2009-14 (1-4)

NCAA CHAMPIONSHIPS

6—Minnesota, 2004, 2005, 2012, 2013, 2015, 2016
 6—Wisconsin, 2006, 2007, 2009, 2011, 2019, 2021
 5—Minn. Duluth, 2001, 2002, 2003, 2008, 2010
 3—Clarkson, 2014, 2017, 2018

FROZEN FOUR RECORDS

The following records include game, year and career marks set during the Frozen Four, which consists of the two national semifinal games, the national third-place game (from 2001 through 2005) and the national championship game. A national semifinal game is indicated by (NSF), a national third-place game by (N3d) and a national championship game by (CH). Any national semifinal game records not included in the listings are specifically noted below that category. The 2020 tournament was not held due to the COVID-19 pandemic.

INDIVIDUAL, GAME

GOALS

- 4—Bobbi Ross, Minnesota vs. New Hampshire, NSF, March 24, 2006
- 3—Maria Rooth, Minn. Duluth vs. Harvard, NSF, March 23, 2001
- 3—Natalie Darwitz, Minnesota vs. Harvard, CH, March 28, 2004
- 3—Krissy Wendell, Minnesota vs. Dartmouth, NSF, March 26, 2004
- 3—Sarah Vaillancourt, Harvard vs. St. Lawrence, NSF, March 25, 2005
- 3—Rebecca Russell, St. Lawrence vs. Dartmouth, N3d, March 27, 2005
- 3—Breanne Wilson-Bennett, Colgate vs. Wisconsin, NSF, March 16, 2018

FASTEST GAME-OPENING GOAL

- :13—Natalie Darwitz, Minnesota vs. Dartmouth, NSF, March 25, 2005
- :13—Jenelle Kohanchuk, Boston U. vs. Mercyhurst, NSF, March 22, 2013
- :13—Sarah Potomak, Minnesota vs. Boston College, CH, March 20, 2016
- :46—Bobbi Ross, Minnesota vs. New Hampshire, NSF, March 24, 2006
- :57—Emily Field, Boston College vs. Wisconsin, NSF, March 16, 2012

FASTEST GOAL, START OF PERIOD

- :09—Natalie Darwitz, Minnesota vs. Harvard, CH, March 28, 2004 (third)
- :13—Natalie Darwitz, Minnesota vs. Dartmouth, NSF, March 25, 2005 (first)
- :13—Jenelle Kohanchuk, Boston U. vs. Mercyhurst, NSF, March 22, 2013 (first)
- :13—Sarah Potomak, Minnesota vs. Boston College, CH, March 20, 2016 (first)
- :18—Erika Lawler, Wisconsin vs. Harvard, NSF, March 20, 2008 (second)
- :21—Jennifer Botterill, Harvard vs. Minn. Duluth, CH, March 23, 2003 (second)

FASTEST CONSECUTIVE GOALS

- 1:59—Natalie Darwitz, Minnesota vs. Dartmouth, NSF, March 25, 2005
- 2:20—Cayley Mercer, Clarkson vs. Wisconsin, CH, March 19, 2017
- 4:07—Kelly Stephens, Minnesota vs. Dartmouth, NSF, March 26, 2004
- 4:53—Annie Pankowski, Wisconsin vs. Clarkson, NSF, March 22, 2019
- 5:01—Maria Rooth, Minn. Duluth vs. Harvard, NSF, March 23, 2001

FASTEST HAT TRICK

- 16:07—Maria Rooth, Minn. Duluth vs. Harvard, NSF, March 23, 2001
- 22:53—Krissy Wendell, Minnesota vs. Dartmouth, NSF, March 26, 2004
- 26:45—Sarah Vaillancourt, Harvard vs. St. Lawrence, NSF, March 25, 2005
- 28:07—Natalie Darwitz, Minnesota vs. Harvard, CH, March 28, 2004
- 29:53—Bobbi Ross, Minnesota vs. New Hampshire, NSF, March 24, 2006

ASSISTS

- 3—Krissy Wendell, Minnesota vs. Harvard, CH, March 28, 2004
- 3—Caitlin Cahow, Harvard vs. St. Lawrence, NSF, March 25, 2005
- 3—Natalie Darwitz, Minnesota vs. Dartmouth, NSF, March 25, 2005
- 3—Natalie Darwitz, Minnesota vs. Harvard, CH, March 27, 2005
- 3—Sara Bauer, Wisconsin vs. St. Lawrence, NSF, March 16, 2007
- 3—Sara O'Toole, Minn. Duluth vs. Boston College, March 16, 2007
- 3—Meghan Duggan, Wisconsin vs. Minn. Duluth, NSF, March 20, 2009

- 3—Jesse Scanzano, Mercyhurst vs. Minnesota, NSF, March 20, 2009
- 3—Erika Lawler, Wisconsin vs. Mercyhurst, CH, March 22, 2009
- 3—Maryanne Menefee, Minnesota vs. Boston U., CH, March 24, 2013
- 3—Alex Carpenter, Boston College vs. Clarkson, NSF, March 18, 2016

POINTS

- 5—Natalie Darwitz, Minnesota vs. Dartmouth, NSF, March 25, 2005
- 5—Rebecca Russell, St. Lawrence vs. Dartmouth, N3d, March 27, 2005
- 4—Maria Rooth, Minn. Duluth vs. Harvard, NSF, March 23, 2001
- 4—Julie Chu, Harvard vs. Minnesota, NSF, March 21, 2003
- 4—Krissy Wendell, Minnesota vs. Dartmouth, NSF, March 26, 2004
- 4—Natalie Darwitz, Minnesota vs. Harvard, CH, March 28, 2004
- 4—Krissy Wendell, Minnesota vs. Harvard, CH, March 28, 2004
- 4—Krissy Wendell, Minnesota vs. Dartmouth, NSF, March 25, 2005
- 4—Natalie Darwitz, Minnesota vs. Harvard, CH, March 27, 2005
- 4—Bobbi Ross, Minnesota vs. New Hampshire, NSF, March 24, 2006
- 4—Meghan Duggan, Wisconsin vs. St. Lawrence, NSF, March 16, 2007
- 4—Hilary Knight, Wisconsin vs. Minn. Duluth, NSF, March 20, 2009
- 4—Gigi Marvin, Minnesota vs. Mercyhurst, NSF, March 20, 2009
- 4—Amanda Kessel, Minnesota vs. Boston U., CH, March 24, 2013
- 4—Breanne Wilson-Bennett, Colgate vs. Wisconsin, NSF, March 16, 2018

PENALTIES

- 5—Angela Ruggiero, Harvard vs. Minn. Duluth, CH, March 23, 2003
- 4—Nora Tallus, Minn. Duluth vs. Harvard, CH, March 23, 2003
- 3—Lindsay Weaver, Harvard vs. Minnesota, CH, March 28, 2004
- 3—Leah Craig, New Hampshire vs. Minnesota, NSF, March 24, 2006
- 3—Elin Holmlöv, Minn. Duluth vs. Wisconsin, NSF, March 20, 2009
- 3—Anne Schleper, Minnesota vs. Mercyhurst, NSF, March 20, 2009

SAVES

- 61—Amanda Mazzotta, Cornell vs. Minn. Duluth, CH, March 21, 2010 (3 OT)
- 49—Jennifer Harss, Minn. Duluth vs. Cornell, CH, March 21, 2010 (3 OT)
- 48—Aerin Frankel, Northeastern vs. Minn. Duluth, NSF, March 18, 2022 (2 OT)
- 47—Molly Schaus, Boston College vs. Minn. Duluth, NSF, March 16, 2007
- 46—Amy Ferguson, Dartmouth vs. Minn. Duluth, NSF, March 21, 2003
- 46—Emma Soderberg, Minn. Duluth vs. Northeastern, NSF, March 18, 2022

SHUTOUTS

- Jessie Vetter, Wisconsin vs. St. Lawrence, NSF, March 24, 2006
- Jessie Vetter, Wisconsin vs. Minnesota, CH, March 26, 2006
- Jessie Vetter, Wisconsin vs. St. Lawrence, NSF, March 16, 2007
- Kim Martin, Minn. Duluth vs. Wisconsin, CH, March 22, 2008
- Jessie Vetter, Wisconsin vs. Mercyhurst, CH, March 22, 2009
- Ann-Renee Desbiens, Wisconsin vs. Boston College, NSF, March 17, 2017
- Shea Tiley, Clarkson vs. Wisconsin, CH, March 19, 2017
- Shea Tiley, Clarkson vs. Ohio St., NSF, March 16, 2018
- Alex Gulstene, Minnesota vs. Cornell, NSF, March 22, 2019
- Kristen Campbell, Wisconsin vs. Clarkson, NSF, March 22, 2019
- Kristen Campbell, Wisconsin vs. Minnesota, CH, March 24, 2019

INDIVIDUAL, YEAR

GOALS

- 4—Maria Rooth, Minn. Duluth, 2001
- 4—Krissy Wendell, Minnesota, 2004
- 4—Sarah Vaillancourt, Harvard, 2005

- 4—Bobbi Ross, Minnesota, 2006
- 3—Tammy Shewchuk, Harvard, 2001
- 3—Kristy Zamora, Brown, 2002
- 3—Hanne Sikio, Minn. Duluth, 2003
- 3—Kelly Stephens, Minnesota, 2004
- 3—Natalie Darwitz, Minnesota, 2004
- 3—Natalie Darwitz, Minnesota, 2005
- 3—Krissy Wendell, Minnesota, 2005
- 3—Jinelle Zaugg, Wisconsin, 2007
- 3—Hilary Knight, Wisconsin, 2009
- 3—Emmanuelle Blais, Minn. Duluth, 2010
- 3—Breanne Wilson-Bennett, Colgate, 2018
- 3—Annie Pankowski, Wisconsin, 2019

ASSISTS

- 6—Natalie Darwitz, Minnesota, 2005
- 5—Sara Bauer, Wisconsin, 2007
- 4—Meghan Duggan, Wisconsin, 2009
- 4—Kelly Stephens, Minnesota, 2005
- 4—Genevieve Bannon, Clarkson, 2017

POINTS

- 9—Natalie Darwitz, Minnesota, 2005
- 8—Krissy Wendell, Minnesota, 2004
- 6—Maria Rooth, Minn. Duluth, 2001
- 6—Natalie Darwitz, Minnesota, 2004
- 6—Rebecca Russell, St. Lawrence, 2005
- 6—Sara Bauer, Wisconsin, 2007
- 6—Hilary Knight, Wisconsin, 2009

PENALTIES

- 5—Angela Ruggiero, Harvard, 2003
- 5—Nora Tallus, Minn. Duluth, 2003
- 4—Gillian Apps, Dartmouth, 2003
- 4—Lindsay Weaver, Harvard, 2004
- 4—Laurie Ross, St. Lawrence, 2005
- 4—Cassea Schols, Mercyhurst, 2009

SAVES

- 89—Amanda Mazzotta, Cornell, 2010
- 82—Emma Sodererg, Minn. Duluth, 2022
- 80—Julia Vandyk, Colgate, 2018
- 76—Jennifer Harss, Minn. Duluth, 2010
- 74—Tania Pinelli, Niagara, 2002

SAVE PERCENTAGE

(Min. two games)

- 1.000—Jessie Vetter, Wisconsin, 2006 (0 goals allowed, 58 saves)
- 1.000—Kristen Campbell, Wisconsin, 2019 (0 goals allowed, 41 saves)
- .986—Shea Tiley, Clarkson, 2018 (1 goal allowed, 68 saves)
- .985—Jessie Vetter, Wisconsin, 2009 (1 goal allowed, 65 saves)
- .975—Jessie Vetter, Wisconsin, 2007 (1 goal allowed, 39 saves)

GOALS-AGAINST AVERAGE

(Minimum 110 minutes)

- 0.00—Jessie Vetter, Wisconsin, 2006 (0 goals allowed)
- 0.00—Kristen Campbell, Wisconsin, 2019 (0 goals allowed)
- 0.42—Shea Tiley, Clarkson, 2018 (1 goal allowed)
- 0.50—Jessie Vetter, Wisconsin, 2007 (1 goal allowed)
- 0.50—Jessie Vetter, Wisconsin, 2009 (1 goal allowed)

TEAM, GAME

GOALS

- 7—Minnesota vs. Dartmouth (2), NSF, March 25, 2005
- 6—Minn. Duluth vs. Harvard (3), NSF, March 23, 2001
- 6—Harvard vs. Minnesota (1), NSF, March 21, 2003
- 6—Minnesota vs. Harvard (2), CH, March 28, 2004
- 6—Wisconsin vs. Boston College (2), NSF, March 16, 2012
- 6—Minnesota vs. Boston U. (3), CH, March 24, 2013

GOALS, BOTH TEAMS

- 9—Minn. Duluth (6) vs. Harvard (3), NSF, March 23, 2001
- 9—Minnesota (7) vs. Dartmouth (2), NSF, March 25, 2005
- 9—Minnesota (5) vs. New Hampshire (4), NSF, March 24, 2006
- 9—Mercyhurst (5) vs. Minnesota (4), NSF, March 20, 2009
- 9—Minnesota (6) vs. Boston U. (3), CH, March 24, 2013
- 9—Minnesota (6) vs. Boston U. (3), CH, March 24, 2013

GOALS, PERIOD

- 5—Minn. Duluth vs. Harvard, NSF, March 23, 2001 (third)
- 5—Minnesota vs. Dartmouth, NSF, March 25, 2005 (first)
- 4—Minnesota vs. Dartmouth, NSF, March 26, 2004 (third)
- 4—Minnesota vs. Harvard, CH, March 28, 2004 (third)
- 4—Wisconsin vs. Clarkson, NSF, March 22, 2019 (third)

GOALS, PERIOD, BOTH TEAMS

- 7—Minn. Duluth (5) vs. Harvard (2), NSF, March 23, 2001 (third)
- 7—Minnesota (5) vs. Dartmouth (2), NSF, March 25, 2005 (first)
- 5—Minn. Duluth (3) vs. Dartmouth (2), NSF, March 21, 2003 (second)
- 5—Minnesota (3) vs. Wisconsin (2), CH, March 18, 2012 (first)
- 4—12 times.

GOALS, LOSING TEAM

- 4—New Hampshire vs. Minnesota (5), NSF, March 24, 2006
- 4—Minnesota vs. Mercyhurst (5), NSF, March 20, 2009
- 4—Minnesota vs. Clarkson (5), CH, March 23, 2014
- 3—Harvard vs. Minn. Duluth (6), NSF, March 23, 2001
- 3—Harvard vs. Minn. Duluth (4), CH, March 23, 2003
- 3—Harvard vs. Minnesota (4), CH, March 27, 2005
- 3—Boston College vs. Minn. Duluth (4), NSF, March 16, 2007 (2 OT)
- 3—Boston U. vs. Minnesota (6), CH, March 24, 2013
- 3—Wisconsin vs. Minnesota (5), NSF, March 21, 2014
- 3—Minnesota vs. Clarkson (4), NSF, March 17, 2017
- 3—Wisconsin vs. Colgate (4), NSF, March 16, 2018

FEWEST GOALS

- 0—St. Lawrence vs. Wisconsin (1), NSF, March 24, 2006
- 0—Minnesota vs. Wisconsin (3), CH, March 26, 2006
- 0—St. Lawrence vs. Wisconsin (4), NSF, March 16, 2007
- 0—Wisconsin vs. Minn. Duluth (4), CH, March 22 2008
- 0—Mercyhurst vs. Wisconsin (5), CH, March 22, 2009
- 0—Boston College vs. Wisconsin (1), NSF, March 17, 2017
- 0—Wisconsin vs. Clarkson (3), CH, March 19, 2017
- 0—Ohio St. vs. Clarkson (1), NSF, March 16, 2018
- 0—Cornell vs. Minnesota (2), NSF, March 22, 2019
- 0—Clarkson vs. Wisconsin (5), NSF, March 22, 2019
- 0—Minnesota vs Wisconsin (2), CH, March 24, 2019

FEWEST GOALS, BOTH TEAMS

- 1—Wisconsin (1) vs. St. Lawrence (0), NSF, March 24, 2006
- 1—Wisconsin (1) vs. Boston College (0), NSF, March 17, 2017

1—Clarkson (1) vs. Ohio St. (0), NSF, March 16, 2018
 2—Minnesota (2) vs. Cornell (0), NSF, March 22, 2019
 2—Wisconsin (2) vs. Minnesota (0), CH, March 24, 2019

FASTEST CONSECUTIVE GOALS

:23—Harvard (Julie Chu and Lauren McAuliffe) vs. Minnesota, NSF, March 21, 2003

:23—Harvard (Jennifer Botterill and Lauren McAuliffe) vs. Minn. Duluth, CH, March 23, 2003 (2 OT)

:25—Wisconsin (Annie Pankowski and Presley Norby) vs. Clarkson, NSF, March 22, 2019

:30—Wisconsin (Jinelle Zaugg and Grace Hutchings) vs. Minnesota, CH, March 26, 2006

:32—Minnesota (Natalie Darwitz and Kelly Stephens) vs. Harvard, CH, March 28, 2004

FASTEST CONSECUTIVE GOALS BY OPPOSING TEAMS

:10—Minn. Duluth (Emmanuelle Blais), then Wisconsin (Jasmine Giles), CH, March 18, 2007

:16—Minnesota (Hannah Brandt), then Boston U. (Sarah Lefort), CH, March 24, 2013

:24—Wisconsin (Brooke Ammerman), then Boston U. (Marie-Philip Poulin), CH, March 20, 2011

:35—Clarkson (Shannon MacAulay), then Minnesota (Baylee Gillanders), CH, March 23, 2014

:39—Wisconsin (Makenna Webster), then Northeastern (Chloe Aurard), CH, March 20, 2021

WINNING MARGIN

5—Harvard (6) vs. Minnesota (1), NSF, March 21, 2003
 5—Minnesota (7) vs. Dartmouth (2), NSF, March 25, 2005
 5—Wisconsin (5) vs. Mercyhurst (0), CH, March 22, 2009
 5—Wisconsin (5) vs. Clarkson (0), NSF, March 22, 2019
 4—Minnesota (5) vs. Dartmouth (1), NSF, March 26, 2004
 4—Minnesota (6) vs. Harvard (2), CH, March 28, 2004
 4—St. Lawrence (5) vs. Dartmouth (1), N3d, March 27, 2005
 4—Wisconsin (4) vs. St. Lawrence (0), NSF, March 16, 2007
 4—Minn. Duluth (4) vs. Wisconsin (0), CH, March 22, 2008
 4—Wisconsin (5) vs. Minn. Duluth (1), NSF, March 20, 2009
 4—Wisconsin (6) vs. Boston College (2), NSF, March 16, 2012
 4—Clarkson (5) vs. Mercyhurst (1), NSF, March 21, 2014

LARGEST MARGIN OVERCOME TO WIN

2—Boston College vs. Clarkson, NSF, March 18, 2016 (trailed 2-0, won 3-2 OT); Northeastern vs. Minn. Duluth, NSF, March 18, 2021 (trailed 2-0, won 3-2 OT)

ASSISTS

10—Minnesota vs. Dartmouth, NSF, March 25, 2005 (7 goals)
 10—Minnesota vs. Boston U., CH, March 24, 2013 (6 goals)
 9—Minn. Duluth vs. Harvard, NSF, March 23, 2001 (6 goals)
 9—Wisconsin vs. Mercyhurst, CH, March 22, 2009 (5 goals)
 9—Wisconsin vs. Boston College, NSF, March 16, 2012 (6 goals)

ASSISTS, BOTH TEAMS

16—Minnesota (10) vs. Boston U. (6), CH, March 24, 2013 (9 goals)
 13—Minn. Duluth (9) vs. Harvard (4), NSF, March 23, 2001 (9 goals)
 13—Clarkson (7) vs. Minnesota (6), CH, March 23, 2014 (9 goals)
 13—Colgate (8) vs. Ohio St. (5), NSF, March 16, 2018 (OT) (7 goals)
 12—Minn. Duluth (8) vs. Boston College (4), NSF, March 16, 2007 (2 OT) (7 goals)
 12—Wisconsin (9) vs. Boston College (3), NSF, March 16, 2012 (8 goals)
 12—Clarkson (8) vs. Minnesota (4), NSF, March 17, 2017 (7 goals)

FEWEST ASSISTS (EXCLUDING SHUTOUTS)

0—Wisconsin vs. St. Lawrence, NSF, March 24, 2006 (1 goal)
 0—Boston College vs. Wisconsin, NSF, March 18, 2011 (2 goals)
 0—Boston U. vs. Wisconsin, CH, March 20, 2011 (1 goal)
 1—15 times.

FEWEST ASSISTS, BOTH TEAMS

0—Wisconsin vs. St. Lawrence, NSF, March 24, 2006 (1 goal)
 2—Wisconsin (2) vs. Boston College (0), NSF, March 17, 2017 (1 goal)
 2—Clarkson (2) vs. Ohio St. (0), NSF, March 16, 2018 (1 goal)
 2—Minnesota (2) vs. Cornell (0), NSF, March 22, 2019 (2 goals)

POINTS

17—Minnesota vs. Dartmouth, NSF, March 25, 2005
 16—Minnesota vs. Boston U., CH, March 24, 2013
 15—Minn. Duluth vs. Harvard, NSF, March 23, 2001
 15—Wisconsin vs. Boston College, NSF, March 16, 2012
 15—Minnesota vs. Boston College, NSF, March 22, 2013

POINTS, BOTH TEAMS

25—Minnesota (6 goals, 10 assists) vs. Boston U. (3 goals, 6 assists), CH, March 24, 2013
 22—Minn. Duluth (6 goals, 9 assists) vs. Harvard (3 goals, 4 assists), NSF, March 23, 2001
 22—Clarkson (5 goals, 7 assists) vs. Minnesota (4 goals, 6 assists), CH, March 23, 2014
 20—Minnesota (7 goals, 10 assists) vs. Dartmouth (2 goals, 1 assist), NSF, March 25, 2005
 20—Minnesota (5 goals, 5 assists) vs. New Hampshire (4 goals, 6 assists), NSF, March 24, 2006
 20—Mercyhurst (5 goals, 7 assists) vs. Minnesota (4 goals, 4 assists), NSF, March 20, 2009
 20—Wisconsin (6 goals, 9 assists) vs. Boston College (2 goals, 3 assists), NSF, March 16, 2012
 20—Colgate (4 goals, 8 assists) vs. Wisconsin (3 goals, 5 assists), NSF, March 16, 2018

FEWEST POINTS (EXCLUDING SHUTOUTS)

1—Wisconsin vs. St. Lawrence, NSF, March 24, 2006 (1 goal, 0 assists)
 1—Boston U. vs. Wisconsin, CH, March 20, 2011 (1 goal, 0 assists)
 2—10 times

FEWEST POINTS, BOTH TEAMS

1—Wisconsin (1 goal, 0 assists) vs. St. Lawrence (0 goals, 0 assists), NSF, March 24, 2006
 3—Wisconsin (1 goal, 2 assists) vs. Boston College (0 goals, 0 assists), NSF, March 17, 2017
 4—Minnesota (2 goals, 2 assists) vs. Cornell (0 goals, 0 assists), NSF, March 22, 2019
 5—Wisconsin (2 goals, 3 assists) vs. Minnesota (0 goals, 0 assists), NSF, March 24, 2019

SHOTS ON GOAL

64—Minn. Duluth vs. Cornell, CH, March 21, 2010 (3 OT) (3 goals)
 51—Minn. Duluth vs. Dartmouth, NSF, March 21, 2003 (5 goals)
 51—Minn. Duluth vs. Boston College, NSF, March 16, 2007 (2 OT) (4 goals)
 51—Cornell vs. Minn. Duluth, CH, March 21, 2010 (3 OT) (2 goals)
 50—Minn. Duluth vs. Northeastern, NSF, March 18, 2022 (2 OT) (2 goals)

SHOTS ON GOAL, BOTH TEAMS

115—Minn. Duluth (64) vs. Cornell (51), CH, March 21, 2010 (3 OT) (5 goals)
 97—Minn. Duluth (50) vs. Northeastern (47), NSF, March 18, 2022 (2 OT) (3 goals)

85—Harvard (44) vs. Minn. Duluth (41), CH, March 23, 2003 (2 OT) (7 goals)
 83—Minn. Duluth (51) vs. Boston College (32), NSF, March 16, 2007 (7 goals)

81—Minn. Duluth (51) vs. Dartmouth (30), NSF, March 21, 2003 (7 goals)

SHOTS ON GOAL, PERIOD

27—Ohio St. vs. Boston College, QF, March 16, 2021 (second)
 21—Minnesota vs. Cornell, NSF, March 16, 2012 (first)
 20—Wisconsin vs. Minnesota, CH, March 18, 2012 (third)
 20—Ohio St. vs. Minn. Duluth, CH, March 20, 2022 (second)
 19—Harvard vs. St. Lawrence, NSF, March 25, 2005 (third)
 19—Wisconsin vs. Boston College, NSF, March 16, 2012 (third)
 19—Wisconsin vs. Boston College, NSF, March 17, 2017 (second)
 19—Ohio St. vs. Wisconsin, NSF, March 18, 2021 (second)

SHOTS ON GOAL, PERIOD, BOTH TEAMS

31—Minn. Duluth (18) vs. Dartmouth (13), NSF, March 21, 2003 (second)
 31—Ohio St. (27) vs. Boston College (4), QF, March 16, 2021 (second)
 29—Minn. Duluth (18) vs. Niagara (11), NSF, March 22, 2002 (second)
 29—Minn. Duluth (18) vs. Dartmouth (11), NSF, March 23, 2003 (first)
 29—Wisconsin (20) vs. Minnesota (9), CH, March 18, 2012 (third)
 29—Boston College (14) vs. Minnesota (15), CH, March 20, 2016 (second)

FEWEST SHOTS ON GOAL

10—Dartmouth vs. Minnesota, NSF, March 25, 2005
 12—Providence vs. Wisconsin, QF, March 16, 2021
 13—Boston College vs. Ohio St., QF, March 16, 2021
 14—Clarkson vs. Wisconsin, NSF, March 22, 2019
 15—Minn. Duluth vs. New Hampshire, NSF, March 20, 2008
 15—Cornell vs. Boston U., NSF, March 18, 2011
 15—Cornell vs. Minnesota, NSF, March 22, 2019

FEWEST SHOTS ON GOAL, BOTH TEAMS

34—Minnesota (24) vs. Dartmouth (10), NSF, March 25, 2005 (9 goals)
 42—Wisconsin (24) vs. Minn. Duluth (18), CH, March 18, 2007 (5 goals)
 42—Cornell (15) vs. Minnesota (27), NSF, March 22, 2019 (2 goals)
 46—Dartmouth (23) vs. St. Lawrence (23), N3d, March 28, 2004 (3 goals)
 46—Wisconsin (24) vs. St. Lawrence (22), NSF, March 16, 2007 (4 goals)
 46—Boston U. (31) vs. Cornell (15), NSF, March 18, 2011 (5 goals)

FEWEST SHOTS ON GOAL, REGULATION PERIOD

0—Dartmouth vs. Minnesota, NSF, March 25, 2005 (third)
 0—Minn. Duluth vs. New Hampshire, NSF, March 20, 2008 (second)
 0—Providence vs. Wisconsin, QF, March 16, 2021 (first)
 1—St. Lawrence vs. Dartmouth, NSF, March 23, 2001 (third)
 2—St. Lawrence vs. Minn. Duluth, CH, March 25, 2001 (second)
 2—Dartmouth vs. Minnesota, NSF, March 26, 2004 (third)
 2—Cornell vs. Boston U., NSF, March 18, 2011 (second)

FEWEST SHOTS ON GOAL, REGULATION PERIOD, BOTH TEAMS

6—Dartmouth (3) vs. Minnesota (3), NSF, March 25, 2005 (second)
 8—Wisconsin (4) vs. Minn. Duluth (4), CH, March 18, 2007 (third)
 9—Minnesota (9) vs. Dartmouth (0), NSF, March 25, 2005 (second)
 9—Harvard (5) vs. Minnesota (4), CH, March 27, 2005 (third)
 9—Clarkson (3) vs. Wisconsin (6), CH, March 19, 2017 (first)

PENALTIES

12—Harvard vs. St. Lawrence, NSF, March 25, 2005
 11—Minn. Duluth vs. Wisconsin, CH, March 22, 2008
 10—St. Lawrence vs. Harvard, NSF, March 25, 2005
 9—Minn. Duluth vs. New Hampshire, NSF, March 20, 2008

9—Minn. Duluth vs. Wisconsin, NSF, March 20, 2009
 9—Wisconsin vs. Mercyhurst, CH, March 22, 2009
 9—Cornell vs. Minn. Duluth, CH, March 21, 2010 (3 OT)

PENALTIES, BOTH TEAMS

22—Harvard (12) vs. St. Lawrence (10), NSF, March 25, 2005
 18—Minn. Duluth (11) vs. Wisconsin (7), CH, March 22, 2008
 17—Minn. Duluth (9) vs. New Hampshire (8), NSF, March 20, 2008
 16—Harvard (8) vs. Minn. Duluth (8), CH, March 23, 2003
 16—Mercyhurst (8) vs. Minnesota (8), NSF, March 20, 2009

FEWEST PENALTIES

0—Clarkson vs. Minnesota, NSF, March 17, 2017
 0—Northeastern vs. Minn. Duluth, NSF, March 18, 2022
 0—Ohio St. vs. Minn. Duluth, CH, March 20, 2022
 1—many times

FEWEST PENALTIES, BOTH TEAMS

1—Minnesota (1) vs. Clarkson (0), NSF, March 17, 2017
 1—Northeastern (1) vs. Minn. Duluth (0), NSF, March 18, 2022
 1—Minn. Duluth (1) vs. Ohio St. (0), CH, March 20, 2022
 3—Harvard (2) vs. Minn. Duluth (1), NSF, March 23, 2001
 3—Wisconsin (2) vs. Minnesota (1), NSF, March 20, 2015
 3—Minnesota (1) vs. Wisconsin (2), CH, March 24, 2019

LONGEST GAME

119:26—Minn. Duluth (3) vs. Cornell (2), CH, March 21, 2010 (3 OT)
 98:15—Minn. Duluth (2) vs. Northeastern (1), NSF, March 18, 2022 (2 OT)
 96:03—Colgate (4) vs. Wisconsin (3), NSF, March 16, 2018 (2 OT)
 94:19—Minn. Duluth (4) vs. Boston College (3), NSF, March 16, 2007 (2 OT)
 84:19—Minn. Duluth (4) vs. Harvard (3), CH, March 23, 2003 (2 OT)

TEAM, YEAR

GOALS

11—Minnesota, 2004
 11—Minnesota, 2005
 10—Minn. Duluth, 2001
 10—Wisconsin, 2009
 10—Clarkson, 2014

FEWEST GOALS

(Minimum two games)

1—Wisconsin, 2017
 2—Dartmouth, 2004
 2—Minnesota, 2019
 3—Dartmouth, 2001
 3—Minnesota, 2002
 3—Minnesota, 2003
 3—St. Lawrence, 2004
 3—Dartmouth, 2005
 3—Harvard, 2015
 3—Clarkson, 2018

FEWEST GOALS ALLOWED

(Minimum two games)

0—Wisconsin, 2006
 0—Wisconsin, 2019
 1—Wisconsin, 2007
 1—Wisconsin, 2009
 1—Clarkson, 2018

2—Minn. Duluth, 2008

ASSISTS

16—Minnesota, 2005
16—Minnesota, 2013
16—Wisconsin, 2009
14—Clarkson, 2014
13—Minn. Duluth, 2001
13—Minnesota, 2004
13—Harvard, 2005
13—Minnesota, 2014

POINTS

27—Minnesota, 2005
26—Wisconsin, 2009
25—Minnesota, 2013
24—Minnesota, 2004
24—Clarkson, 2014

SHOTS ON GOAL

92—Minn. Duluth, 2003
88—Minn. Duluth, 2010
82—Wisconsin, 2011
82—Wisconsin, 2012
81—Cornell, 2010

FEWEST SHOTS ON GOAL

(Minimum two games)

36—Dartmouth, 2005
39—Minn. Duluth, 2008
40—St. Lawrence, 2005
41—Harvard, 2015
44—St. Lawrence, 2004
44—Wisconsin, 2006

PENALTIES

20—Minn. Duluth, 2008
15—Minn. Duluth, 2003
15—St. Lawrence, 2005
15—Harvard, 2005
14—Mercyhurst, 2009
14—Wisconsin, 2009
14—Cornell, 2010

FEWEST PENALTIES

(Minimum two games)

2—Clarkson, 2017
2—Northeastern, 2021
2—Ohio St., 2022
2—Minn. Duluth, 2022
3—Minnesota, 2019

WOMEN'S FROZEN FOUR MOST OUTSTANDING PLAYERS

Frozen Four Statistics

Year	Player, Team	Pos.	Cl.	Games	Goals	Assists	GAA	Saves
2001	Maria Rooth, Minn. Duluth	F	So.	2	4	2	—	—
2002	Kristy Zamora, Brown	F	Sr.	2	3	0	—	—
2003	Caroline Ouellette, Minn. Duluth	F	So.	2	2	2	—	—
2004	Krissy Wendell, Minnesota	F	So.	2	4	4	—	—
2005	Natalie Darwitz, Minnesota	F	Jr.	2	3	6	—	—
2006	Jessie Vetter, Wisconsin	G	So.	2	—	—	0.00	58
2007	Sara Bauer, Wisconsin	F	Sr.	2	1	5	—	—
2008	Kim Martin, Minn. Duluth	G	So.	2	—	—	1.00	52
2009	Jessie Vetter, Wisconsin	G	Sr.	2	—	—	0.50	65
2010	Emmanuelle Blais, Minn. Duluth	F	Sr.	2	3	1	—	—
2011	Meghan Duggan, Wisconsin	F	Sr.	2	1	3	—	—
	Hilary Knight, Wisconsin	F	Jr.	2	0	3	—	—
2012	Noora Raty, Minnesota	G	Jr.	2	—	—	1.50	62
2013	Noora Raty, Minnesota	G	Sr.	2	—	—	2.47	47
2014	Jamie Lee Rattray, Clarkson	F	Sr.	2	1	3	—	—
2015	Hannah Brandt, Minnesota	F	Jr.	2	2	2	—	—
2016	Sarah Potomak, Minnesota	F	Fr.	2	2	1	—	—
2017	Cayley Mercer, Clarkson	F	Sr.	2	2	2	—	—
2018	Shea Tiley, Clarkson	G	Sr.	2	—	—	0.42	68
2019	Kristen Campbell, Wisconsin	G	Jr.	2	—	—	0.00	41
2020	No award							
2021	Makenna Webster, Wisconsin	F	Fr.	2	2	1	—	—
2022	Paetyn Levis, Ohio St.	F	Sr.	3	2	2	—	—

ALL-TOURNAMENT TEAMS

2001

G—Tuula Puputti, Minn. Duluth
 D—Isabelle Chartrand, St. Lawrence
 D—Brittany Ralph, Minn. Duluth
 F—Amanda Sargeant, St. Lawrence
 F—Maria Rooth, Minn. Duluth*
 F—Tammy Shewchuk, Harvard

2002

G—Tania Pinelli, Niagara
 D—Larissa Luther, Minn. Duluth
 D—Meredith Ostrander, Brown
 F—Kelly Stephens, Minnesota
 F—Joanne Eustace, Minn. Duluth
 F—Kristy Zamora, Brown*

2003

G—Amy Ferguson, Dartmouth
 D—Angela Ruggiero, Harvard
 F—Jenny Potter, Minn. Duluth
 F—Hanne Sikio, Minn. Duluth
 F—Julie Chu, Harvard
 F—Caroline Ouellette, Minn. Duluth*

2004

G—Jody Horak, Minnesota
 D—Allie Sanchez, Minnesota
 D—Angela Ruggiero, Harvard
 F—Kelly Stephens, Minnesota
 F—Natalie Darwitz, Minnesota
 F—Krissy Wendell, Minnesota*

2005

G—Ali Boe, Harvard
 D—Caitlin Cahow, Harvard
 D—Lyndsay Wall, Minnesota
 F—Sarah Vaillancourt, Harvard
 F—Natalie Darwitz, Minnesota*
 F—Krissy Wendell, Minnesota

2006

G—Jessie Vetter, Wisconsin*
 D—Bobbi-Jo Slusar, Wisconsin
 D—Ashley Albrecht, Minnesota
 F—Jinelle Zaugg, Wisconsin
 F—Bobbi Ross, Minnesota
 F—Jennifer Hitchcock, New Hampshire

2007

G—Jessie Vetter, Wisconsin
 D—Bobbi-Jo Slusar, Wisconsin
 D—Meghan Mikkleson, Wisconsin
 F—Jinelle Zaugg, Wisconsin
 F—Jessica Koizumi, Minn. Duluth
 F—Sara Bauer, Wisconsin*

2008

G—Kim Martin, Minn. Duluth*
 D—Myriam Trepanier, Minn. Duluth
 D—Heidi Peltari, Minn. Duluth
 F—Laura Fridfinnson, Minn. Duluth
 F—Sara O'Toole, Minn. Duluth
 F—Erika Lawler, Wisconsin

2009

G—Jessie Vetter, Wisconsin *
 D—Alycia Matthews, Wisconsin
 D—Malee Windmeier, Wisconsin
 F—Meghan Agosta, Mercyhurst
 F—Hilary Knight, Wisconsin
 F—Erika Lawler, Wisconsin

2010

G—Amanda Mazzotta, Cornell
 D—Laura Fortino, Cornell
 D—Lauriane Rougeau, Cornell
 F—Emmanuelle Blais, Minn. Duluth *
 F—Laura Fridfinnson, Minn. Duluth
 F—Jessica Wong, Minn. Duluth

2011

G—Molly Schaus, Boston College
 D—Catherine Ward, Boston U.
 D—Alev Kelter, Wisconsin
 F—Brooke Ammerman, Wisconsin
 F—Meghan Duggan, Wisconsin *
 F—Hilary Knight, Wisconsin *
 F—Carolyne Prévost, Wisconsin

2012

G—Noora Raty, Minnesota *
 D—Megan Bozek, Minnesota
 F—Brooke Ammerman, Wisconsin
 F—Sarah Erickson, Minnesota
 F—Amanda Kessel, Minnesota
 F—Carolyne Prévost, Wisconsin

2013

G—Noora Raty, Minnesota *
 D—Megan Bozek, Minnesota
 F—Hannah Brandt, Minnesota
 F—Marie-Philip Poulin, Boston U.
 F—Amanda Kessel, Minnesota
 F—Milica McMillen, Minnesota

2014

G—Erica Howe, Clarkson
 D—Baylee Gillanders, Minnesota
 D—Renata Fast, Clarkson
 F—Rachel Bona, Minnesota
 F—Maryanne Menefee, Minnesota
 F—Jamie Lee Rattray, Clarkson*

2015

G—Amanda Leveille, Minnesota
 D—Megan Wolfe, Minnesota
 D—Sarah Edney, Harvard
 F—Hannah Brandt, Minnesota*
 F—Maryanne Menefee, Minnesota
 F—Dani Cameranesi, Minnesota

2016

G—Amanda Leveille, Minnesota
 D—Lee Stecklein, Minnesota
 D—Megan Keller, Boston College
 F—Sarah Potomak, Minnesota*
 F—Amanda Kessel, Minnesota
 F—Haley Skarupa, Boston College

2017

G—Ann-Renee Desbiens, Wisconsin
 D—Mellissa Channell, Wisconsin
 D—Savannah Harmon, Clarkson
 F—Genevieve Bannon, Clarkson
 F—Cayley Mercer, Clarkson*
 F—Annie Pankowski, Wisconsin

2018

G—Shea Tiley, Clarkson*
 D—Savannah Harmon, Clarkson
 D—Olivia Zafuto, Colgate
 F—Loren Gabel, Clarkson
 F—Elizabeth Giguere, Clarkson
 F—Breanne Wilson-Bennett, Colgate

2019

G—Kristen Campbell, Wisconsin*
 D—Maddie Rolfes, Wisconsin
 D—Mekenzie Steffe, Wisconsin
 F—Annie Pankowski, Wisconsin
 F—Abby Roque, Wisconsin
 F—Nicole Schammel, Minnesota

2021

G—Aerin Frankel, Northeastern
 D—Ashton Bell, Minn. Duluth
 D—Skylar Fontaine, Northeastern
 F—Aina Mueller, Northeastern
 F—Caitlin Schneider, Wisconsin
 F—Makenna Webster, Wisconsin*

2022

F—Naomi Rogge, Minn. Duluth
 G—Emma Soderberg, Minn. Duluth
 D—Skylar Fontaine, Northeastern
 F—Paetyn Levis, Ohio St.*
 F—Kenzie Hauswirth, Ohio St.
 D—Sophie Jaques, Ohio St.

**Most Outstanding Player.*

ELITE 90 WINNERS

Year	Winner, School	Yr.	GPA	Major
2010	Vicki Bendus, Mercyhurst	Jr.	3.937	Biology
2011	Rebecca Ruegsegger, Wisconsin	So.	4.00	African Languages and Literature
2012	Carolyne Prevost, Wisconsin	Sr.	3.779	Kinesiology
2013	Gina Buquet, Mercyhurst	Sr.	3.940	Exercise Science
2014	Vanessa Gagnon, Clarkson	Sr.	3.944	Business
2015	Jenny Ryan, Wisconsin	So.	3.902	Kinesiology
2016	Annie Pankowski, Wisconsin	So.	3.857	Zoology
2017	Anna Barlow, Minnesota	So.	3.922	Biology, Society and Environment
2018	Jacyn Reeves, Ohio St.	Jr.	3.895	Human Development and Family Science
2019	Breanna Blesi, Wisconsin	So.	3.960	Chemical Engineering
2021	Megan Carter, Northeastern	So.	4.00	Biology
2022	Megan Carter, Northeastern	Jr.	4.00	Biology

CHAMPIONSHIP GAME RECORDS

Championship Game Records 13

CHAMPIONSHIP GAME RECORDS

The following records are from the NCAA championship game.

INDIVIDUAL

GOALS

- 3—Natalie Darwitz, Minnesota vs. Harvard, March 28, 2004
- 2—Kristy Zamora, Brown vs. Minn. Duluth, March 24, 2002
- 2—Hanne Sikio, Minn. Duluth vs. Harvard, March 23, 2003 (2 OT)
- 2—Jinelle Zaugg, Wisconsin vs. Minnesota, March 26, 2006
- 2—Carolynne Prévost, Wisconsin vs. Boston U., March 20, 2011
- 2—Sarah Erickson, Minnesota vs. Wisconsin, March 18, 2012
- 2—Amanda Kessel, Minnesota vs. Boston U., March 24, 2013
- 2—Cayley Mercer, Clarkson vs. Wisconsin, March 19, 2017

FASTEST GAME-OPENING GOAL

- :13—Sarah Potomak, Minnesota vs. Boston College, March 20, 2016
- 5:17—Caroline Ouellette, Minn. Duluth vs. Harvard, March 23, 2003 (2 OT)
- 8:45—Amanda Kessel, Minnesota vs. Wisconsin, March 18, 2012
- 9:00—Jinelle Zaugg, Wisconsin vs. Minn. Duluth, March 18, 2007
- 9:40—Sarah Davis, Minnesota vs. Clarkson, March 23, 2014

FASTEST CONSECUTIVE GOALS

- 2:20—Cayley Mercer, Clarkson vs. Wisconsin, March 19, 2017
- 12:50—Natalie Darwitz, Minnesota vs. Harvard, March 28, 2004
- 15:18—Natalie Darwitz, Minnesota vs. Harvard, March 28, 2004
- 19:52—Jinelle Zaugg, Wisconsin vs. Minnesota, March 26, 2006
- 22:33—Kristy Zamora, Brown vs. Minn. Duluth, March 24, 2002

FASTEST HAT TRICK

- 28:08—Natalie Darwitz, Minnesota vs. Harvard, March 28, 2004

ASSISTS

- 3—Krissy Wendell, Minnesota vs. Harvard, March 28, 2004
- 3—Natalie Darwitz, Minnesota vs. Harvard, March 27, 2005
- 3—Erika Lawler, Wisconsin vs. Mercyhurst, March 22, 2009

POINTS

- 4—Krissy Wendell, Minnesota vs. Harvard, March 28, 2004
- 4—Natalie Darwitz, Minnesota vs. Harvard, March 28, 2004
- 4—Natalie Darwitz, Minnesota vs. Harvard, March 27, 2005
- 4—Amanda Kessel, Minnesota vs. Boston U., March 24, 2013
- 3—Kelly Stephens, Minnesota vs. Harvard, March 28, 2004
- 3—Sara Bauer, Wisconsin vs. Minn. Duluth, March 18, 2007
- 3—Erika Lawler, Wisconsin vs. Mercyhurst, March 22, 2009
- 3—Angie Keseley, Wisconsin vs. Mercyhurst, March 22, 2009
- 3—Shannon MacAulay, Clarkson vs. Minnesota, March 23, 2014

PENALTIES

- 5—Angela Ruggiero, Harvard vs. Minn. Duluth, March 23, 2003 (2 OT)
- 4—Nora Tallus, Minn. Duluth vs. Harvard, March 23, 2003 (2 OT)
- 4—Angela Ruggiero, Harvard vs. Minn. Duluth, March 23, 2003 (2 OT)
- 3—Lindsay Weaver, Harvard vs. Minnesota, March 28, 2004
- 2—14 times, most recent: Ella Shelton, Clarkson vs. Wisconsin, March 19, 2017

SAVES

- 61—Amanda Mazzotta, Cornell vs. Minn. Duluth, March 21, 2010 (3 OT)
- 49—Jennifer Harss, Minn. Duluth vs. Cornell, March 21, 2010 (3 OT)
- 42—Noora Raty, Minnesota vs. Wisconsin, March 18, 2012

- 41—Patricia Sautter, Minn. Duluth vs. Harvard, March 23, 2003 (2 OT)
- 41—Shea Tiley, Clarkson vs. Wisconsin, March 19, 2017

SAVES, PERIOD

- 20—Noora Raty, Minnesota vs. Wisconsin, March 18, 2012 (third)
- 19—Anna Klein, Minn. Duluth vs. Ohio St., March 20, 2022 (second)
- 18—Jessie Vetter, Wisconsin vs. Mercyhurst, March 22, 2009 (third)
- 18—Shea Tiley, Clarkson vs. Wisconsin, March 19, 2017 (third)
- 17—Shea Tiley, Clarkson vs. Wisconsin, March 19, 2017 (second)

SHUTOUTS

- Jessie Vetter, Wisconsin vs. Minnesota, March 26, 2006
- Kim Martin, Minn. Duluth vs. Wisconsin, March 22, 2008
- Jessie Vetter, Wisconsin vs. Mercyhurst, March 22, 2009
- Shea Tiley, Clarkson vs. Wisconsin, March 19, 2017
- Kristen Campbell, Wisconsin vs. Minnesota, March 24, 2019

TEAM

GOALS

- 6—Minnesota vs. Harvard (2), March 28, 2004
- 6—Minnesota vs. Boston U. (3), March 24, 2013
- 5—Wisconsin vs. Mercyhurst (0), March 22, 2009
- 5—Clarkson vs. Minnesota (4), March 23, 2014
- 4—Minn. Duluth vs. St. Lawrence (2), March 25, 2001
- 4—Minn. Duluth vs. Harvard (3), March 23, 2003 (2 OT)
- 4—Minnesota vs. Harvard (3), March 27, 2005
- 4—Wisconsin vs. Minn. Duluth (1), March 18, 2007
- 4—Minn. Duluth (4) vs. Wisconsin (0), March 22, 2008
- 4—Wisconsin vs. Boston U. (1), March 20, 2011
- 4—Minnesota vs. Wisconsin (2), March 18, 2012
- 4—Minnesota vs. Clarkson (5), March 23, 2014
- 4—Minnesota vs. Harvard (1), March 22, 2015

GOALS, BOTH TEAMS

- 9—Minnesota (6) vs. Boston U. (3), March 24, 2013
- 9—Clarkson (5) vs. Minnesota (4), March 23, 2014
- 8—Minnesota (6) vs. Harvard (2), March 28, 2004
- 7—Minn. Duluth (4) vs. Harvard (3), March 23, 2003 (2 OT)
- 7—Minnesota (4) vs. Harvard (3), March 27, 2005

GOALS, PERIOD

- 4—Minnesota vs. Harvard, March 28, 2004 (third)
- 3—Harvard vs. Minn. Duluth, March 23, 2003 (2 OT) (second)
- 3—Wisconsin vs. Minn. Duluth, March 18, 2007 (second)
- 3—Wisconsin vs. Mercyhurst, March 22, 2009 (second)
- 3—Minnesota vs. Wisconsin, March 18, 2012 (first)
- 3—Minnesota vs. Harvard, March 22, 2015 (third)

GOALS, PERIOD, BOTH TEAMS

- 5—Minnesota (3) vs. Wisconsin (2), March 18, 2012 (first)
- 4—Harvard (3) vs. Minn. Duluth (1), March 23, 2003 (2 OT) (second)
- 4—Minnesota (4) vs. Harvard (0), March 28, 2004 (third)
- 4—Harvard (2) vs. Minnesota (2), March 27, 2005 (second)
- 4—Wisconsin (3) vs. Minn. Duluth (1), March 18, 2007 (second)
- 4—Minnesota (2) vs. Boston U. (2), March 24, 2013 (third)
- 4—Minnesota (3) vs. Harvard (1), March 22, 2015 (third)

GOALS, LOSING TEAM

- 4—Minnesota vs. Clarkson (5), March 23, 2014
- 3—Harvard vs. Minnesota (4), March 27, 2005
- 3—Harvard vs. Minnesota (4), March 27, 2005
- 3—Boston U. vs. Minnesota (6), March 24, 2013

FEWEST GOALS

- 0—Minnesota vs. Wisconsin (3), March 26, 2006
- 0—Wisconsin vs. Minn. Duluth (4), March 22, 2008
- 0—Mercyhurst vs. Wisconsin (5), March 22, 2009
- 0—Wisconsin vs. Clarkson (3), March 19, 2017
- 0—Minnesota vs. Wisconsin (2), March 24, 2019

FEWEST GOALS, BOTH TEAMS

- 2—Wisconsin (2) vs. Minnesota (0), March 24, 2019
- 3—Wisconsin (3) vs. Minnesota (0), March 26, 2006
- 3—Clarkson (3) vs. Wisconsin (0), March 19, 2017
- 3—Clarkson (2) vs. Colgate (1), March 18, 2018
- 3—Wisconsin (2) vs. Northeastern (1), March 20, 2021

FASTEST CONSECUTIVE GOALS

- :23—Harvard (Jennifer Botterill and Lauren McAuliffe) vs. Minn. Duluth, March 23, 2003 (2 OT)
- :30—Wisconsin (Jinelle Zaugg and Grace Hutchins) vs. Minnesota, March 26, 2006
- :32—Minnesota (Natalie Darwitz and Kelly Stephens) vs. Harvard, March 28, 2004
- 1:03—Clarkson (Christine Lambert and Shelby Nisbet) vs. Minnesota, March 23, 2014
- 1:18—Minnesota (Meghan Lorence and Rachael Bona) vs. Harvard, March 22, 2015

FASTEST CONSECUTIVE GOALS, OPPOING TEAMS

- :10—Wisconsin (Emmanuelle Blais), then Minn. Duluth (Jasmine Giles), March 18, 2007
- :16—Minnesota (Hannah Brandt), then Boston U. (Sarah Lefort), CH, March 24, 2013
- :24—Wisconsin (Brooke Ammerman), then Boston U. (Marie-Philip Poulin), March 20, 2011
- :35—Clarkson (Shannon MacAulay), then Minnesota (Baylee Gillanders), March 23, 2014
- :39—Wisconsin (Makenna Webster), then Northeastern (Chloe Aurard), March 20, 2021

WINNING MARGIN

- 5—Wisconsin (5) vs. Mercyhurst (0), March 22, 2009
- 4—Minnesota (6) vs. Harvard (2), March 28, 2004
- 4—Minn. Duluth (4) vs. Wisconsin (0), March 22, 2008
- 3—Wisconsin (3) vs. Minnesota (0), March 26, 2006
- 3—Wisconsin (4) vs. Minn. Duluth (1), March 18, 2007
- 3—Wisconsin (4) vs. Boston U. (1), March 20, 2011
- 3—Minnesota (6) vs. Boston U. (3), March 24, 2013
- 3—Minnesota (4) vs. Harvard (1), March 22, 2015
- 3—Clarkson (3) vs. Wisconsin (0), March 19, 2017

LARGEST MARGIN OVERCOME TO WIN

- 1—Six times, most recently: Clarkson vs. Minnesota, March 23, 2014 (trailed 1-0, then won 5-4)

ASSISTS

- 10—Minnesota vs. Boston U., March 24, 2013 (6 goals)
- 9—Wisconsin vs. Mercyhurst, March 22, 2009 (5 goals)
- 8—Minnesota vs. Harvard, March 28, 2004 (6 goals)
- 7—Clarkson vs. Minnesota, March 23, 2014 (5 goals)
- 6—Minnesota vs. Harvard, March 27, 2005 (4 goals)

- 6—Minn. Duluth vs. Wisconsin, March 22, 2008 (4 goals)
- 6—Minn. Duluth vs. Cornell, March 21, 2010 (3 OT) (3 goals)
- 6—Boston U. vs. Minnesota, March 24, 2013 (3 goals)
- 6—Minnesota vs. Clarkson, March 23, 2014 (4 goals)

ASSISTS, BOTH TEAMS

- 16—Minnesota (10) vs. Boston U. (6), March 24, 2013 (9 goals)
- 13—Clarkson (7) vs. Minnesota (6), March 23, 2014 (9 goals)
- 11—Minnesota (8) vs. Harvard (3), March 28, 2004 (8 goals)
- 11—Minnesota (6) vs. Harvard (5), March 27, 2005 (7 goals)
- 10—Minn. Duluth (6) vs. Cornell (4), March 21, 2010 (3 OT) (5 goals)

FEWEST ASSISTS

- (Excluding shutouts)
- 0—Boston U. vs. Wisconsin, March 20, 2011 (1 goal)
- 1—Harvard vs. Minnesota, March 22, 2015 (1 goal)
- 1—Clarkson vs. Colgate, March 18, 2018 (2 goals)
- 2—Minn. Duluth vs. Brown, March 24, 2002 (3 goals)
- 2—Minn. Duluth vs. Wisconsin, March 18, 2007 (1 goal)
- 2—Boston College vs. Minnesota, March 20, 2016 (1 goal)
- 2—Colgate vs. Clarkson, March 18, 2018 (1 goal)
- 2—Wisconsin vs. Northeastern, March 20, 2021 (2 goals)
- 2—Northeastern vs. Wisconsin, March 20, 2021 (1 goal)

FEWEST ASSISTS, BOTH TEAMS

- 3—Clarkson (1) vs. Colgate (2), March 18, 2018 (3 goals)
- 3—Minnesota (3) vs. Wisconsin (0), March 24, 2019 (2 goals)
- 4—Clarkson (4) vs. Wisconsin (0), March 19, 2017 (3 goals)
- 4—Wisconsin (2) vs. Northeastern (2), March 20, 2021 (3 goals)
- 5—Brown (3) vs. Minn. Duluth (2), March 24, 2002 (5 goals)
- 5—Wisconsin (5) vs. Minnesota (0), March 26, 2006 (3 goals)
- 5—Wisconsin (5) vs. Boston U. (0), March 20, 2011 (5 goals)

POINTS

- 16—Minnesota vs. Boston U., March 24, 2013
- 14—Minnesota vs. Harvard, March 28, 2004
- 14—Wisconsin vs. Mercyhurst, March 22, 2009
- 12—Clarkson vs. Minnesota, March 23, 2014

POINTS, BOTH TEAMS

- 25—Minnesota (6 goals, 10 assists) vs. Boston U. (3 goals, 6 assists), March 24, 2013
- 22—Clarkson (5 goals, 7 assists) vs. Minnesota (4 goals, 6 assists), March 23, 2014
- 19—Minnesota (6 goals, 8 assists) vs. Harvard (2 goals, 3 assists), March 28, 2004

SHOTS ON GOAL

- 64—Minn. Duluth vs. Cornell, March 21, 2010 (3 OT) (3 goals)
- 51—Cornell vs. Minn. Duluth, March 21, 2010 (3 OT) (2 goals)
- 44—Harvard vs. Minn. Duluth, March 23, 2003 (2 OT) (3 goals)
- 44— Wisconsin vs. Minnesota, March 18, 2012 (2 goals)
- 41—Minn. Duluth vs. Harvard, March 23, 2003 (2 OT) (4 goals)
- 41—Wisconsin vs. Clarkson, March 19, 2017 (3 goals)

SHOTS ON GOAL, BOTH TEAMS

- 115—Minn. Duluth (64) vs. Cornell (51), March 21, 2010 (3 OT) (5 goals)
- 85—Harvard (44) vs. Minn. Duluth (41), March 23, 2003 (2 OT) (7 goals)
- 73—Minnesota (40) vs. Harvard (33), March 28, 2004 (8 goals)
- 69—Wisconsin (32) vs. Mercyhurst (37), March 22, 2009 (5 goals)
- 69— Wisconsin (44) vs. Minnesota (25), March 18, 2012 (6 goals)

SHOTS ON GOAL, PERIOD

- 20—Ohio St. vs. Minn. Duluth, March 20, 2022 (second)
- 20—Wisconsin vs. Minnesota, March 18, 2012 (third)
- 18—Mercyhurst vs. Wisconsin, March 22, 2009 (third)
- 18—Wisconsin vs. Boston U., March 20, 2011 (second)
- 18—Wisconsin vs. Clarkson, March 19, 2017 (third)

SHOTS ON GOAL, PERIOD, BOTH TEAMS

- 29—Wisconsin (20) vs. Minnesota (9), March 18, 2012 (third)
- 29—Minnesota (15) vs. Boston College (14), March 18, 2012 (second)
- 28—Minnesota (16) vs. Harvard (12), March 28, 2004 (second)
- 28—Wisconsin (17) vs. Clarkson (11), March 19, 2017 (second)
- 27—Minn. Duluth (15) vs. St. Lawrence (12), March 25, 2001 (first)
- 27— Mercyhurst (18) vs. Wisconsin (9), March 22, 2009 (third)

FEWEST SHOTS ON GOAL

- 16—Boston U. vs. Wisconsin, March 20, 2011
- 18—Minn. Duluth vs. Wisconsin, March 18, 2007
- 19—Wisconsin vs. Minnesota, March 26, 2006
- 19—Ohio St. vs. Minn. Duluth, March 20, 2022
- 20—Harvard vs. Minnesota, March 22, 2015
- 20—Clarkson vs. Wisconsin, March 19, 2017

FEWEST SHOTS ON GOAL, BOTH TEAMS

- 42—Wisconsin (24) vs. Minn. Duluth (18), March 18, 2007
- 50—Harvard (26) vs. Minnesota (24), March 27, 2005
- 50—Minnesota (31) vs. Wisconsin (19), March 26, 2006
- 52—Wisconsin (28) vs. Minn. Duluth (24), March 22, 2008
- 52—Wisconsin (36) vs. Boston U. (16), March 20, 2011

FEWEST SHOTS ON GOAL, REGULATION PERIOD

- 2—St. Lawrence vs. Minn. Duluth, March 25, 2001 (second)
- 3—Clarkson vs. Wisconsin, March 19, 2017 (first)
- 4—Minnesota vs. Harvard, March 27, 2005 (third)
- 4—Wisconsin vs. Minnesota, March 26, 2006 (third)
- 4—Minn. Duluth vs. Wisconsin, March 18, 2007 (third)
- 4—Wisconsin vs. Minn. Duluth, March 18, 2007 (third)
- 4—Boston U. vs. Wisconsin, March 20, 2011 (first and second)

FEWEST SHOTS ON GOAL, REGULATION PERIOD, BOTH TEAMS

- 8—Wisconsin (4) vs. Minn. Duluth (4), March 18, 2007 (third)
- 9—Harvard (5) vs. Minnesota (4), March 27, 2005 (third)
- 9—Clarkson (3) vs. Wisconsin (6), March 19, 2017 (first)
- 10—Harvard (5) vs. Minn. Duluth (5), March 23, 2003 (2 OT) (first)
- 12—Minnesota (7) vs. Wisconsin (5), March 26, 2006 (second)

PENALTIES

- 11—Minn. Duluth vs. Wisconsin, March 22, 2008
- 9—Wisconsin vs. Mercyhurst, March 22, 2009
- 9—Cornell vs. Minn. Duluth, March 21, 2010 (3 OT)
- 8—Harvard vs. Minn. Duluth, March 23, 2003 (2 OT)
- 8—Minn. Duluth vs. Harvard, March 23, 2003 (2 OT)

PENALTIES, BOTH TEAMS

- 18—Minn. Duluth (11) vs. Wisconsin (7), March 22, 2008
- 16—Harvard (8) vs. Minn. Duluth (8), March 23, 2003 (2 OT)
- 15—Wisconsin (9) vs. Mercyhurst (6), March 22, 2009
- 15—Cornell (9) vs. Minn. Duluth (6), March 21, 2010 (3 OT)
- 11—Wisconsin (6) vs. Minnesota (5), March 26, 2006

FEWEST PENALTIES

- 0—Ohio St. vs. Minn. Duluth, March 20, 2022
- 1—Minn. Duluth vs. Ohio St., March 20, 2022
- 1—Wisconsin vs. Boston U., March 20, 2011
- 1—Minnesota vs. Wisconsin, March 24, 2019
- 1—Northeastern vs. Wisconsin, March 20, 2021

FEWEST PENALTIES, BOTH TEAMS

- 1—Ohio St. vs. Minn. Duluth, March 20, 2022
- 4— Boston U. (3) vs. Wisconsin (1), March 20, 2011
- 5—Clarkson (2) vs. Wisconsin (3), March 19, 2017
- 5—Wisconsin (4) vs. Northeastern (1), March 20, 2021
- 7—Minn. Duluth (4) vs. St. Lawrence (3), March 25, 2001
- 7—Minnesota (5) vs. Wisconsin (2), March 18, 2012
- 7—Clarkson (5) vs. Minnesota (2), March 23, 2014
- 7—Minnesota (4) vs. Harvard (3), March 22, 2015
- 7—Minnesota (4) vs. Boston College (3), March 20, 2016
- 7—Colgate (4) vs. Clarkson (3), March 18, 2018

LONGEST GAME

- 119:26—Minn. Duluth (3) vs. Cornell (2), March 21, 2010 (3 OT)

REGIONAL RECORDS

Regional Records.....17

REGIONAL RECORDS

In 2005, the tournament was expanded to eight teams, and a regional format was added. The following records include game marks set during the quarter-finals regionals (2005-19).

INDIVIDUAL, GAME

GOALS

- 4—Nicole Corriero, Harvard vs. Mercyhurst, March 19, 2005 (3 OT)
- 3—Angie Keseley, Wisconsin vs. Dartmouth, March 14, 2009
- 3—Rebecca Johnston, Cornell vs. Boston U., March 10, 2012 (3 OT)
- 3—Kelly Terry, Minnesota vs. Boston U., March 15, 2014
- 3—Amanda Kessel, Minnesota vs. Princeton, March 12, 2016
- 3—Loren Gabel, Clarkson vs. Cornell, March 11, 2017
- 3—Gabbie Hughes, Minn. Duluth vs. Harvard, March 10, 2022

FASTEST GAME-OPENING GOAL

- :10—Renata Fast, Clarkson vs. Quinnipiac, March 12, 2016
- :22—Meghan Agosta, Mercyhurst vs. Minn. Duluth, March 15, 2008
- :24—Ashley Motherwell, Boston College vs. Minnesota, March 12, 2011
- :29—Jaimie McDonell, Princeton vs. Minnesota, March 12, 2016
- :46—Gigi Marvin, Minnesota vs. Boston College, March 14, 2009

FASTEST GOAL, START OF PERIOD

- :10—Whitney Graft, Minnesota vs. Princeton, March 17, 2006 (third)
- :10—Rebecca Johnston, Cornell vs. Boston U., March 10, 2012 (3 OT) (second)
- :10—Renata Fast, Clarkson vs. Quinnipiac, March 12, 2016
- :14—Hilary Knight, Wisconsin vs. Minnesota, March 15, 2008 (third)
- :18—Rebecca Johnston, Cornell vs. Boston U., March 10, 2012 (3 OT) (third)

FASTEST CONSECUTIVE GOALS

- 0:16—Abby Roque, Wisconsin vs. Minnesota, March 10, 2018
- 1:11—Loren Gabel, Clarkson vs. Cornell, March 11, 2017
- 2:29—Gigi Marvin, Minnesota vs. Boston College, March 14, 2009
- 2:37—Hilary Knight, Wisconsin vs. Dartmouth, March 14, 2009
- 3:21—Rebecca Johnston, Cornell vs. Boston U., March 10, 2012 (3 OT)

FASTEST HAT TRICK

- 12:07—Nicole Corriero, Harvard vs. Mercyhurst, March 19, 2005 (3 OT)
- 20:08—Rebecca Johnston, Cornell vs. Boston U., March 10, 2012 (3 OT)
- 31:01—Amanda Kessel, Minnesota vs. Princeton, March 12, 2016
- 31:41—Gabbie Hughes, Minn. Duluth vs. Harvard, March 10, 2022
- 35:00—Kelly Terry, Minnesota vs. Boston U., March 15, 2014

ASSISTS

- 4—Haley Irwin, Minn. Duluth vs. Mercyhurst, March 15, 2008
- 4—Hilary Knight, Wisconsin vs. Dartmouth, March 14, 2009
- 4—Jillian Saulnier, Cornell vs. Boston U., March 10, 2012 (3 OT)
- 3—13 times, most recent: Elizabeth Giguere, Minn. Duluth vs. Harvard, March 10, 2022

POINTS

- 6—Hilary Knight, Wisconsin vs. Dartmouth, March 14, 2009
- 5—Nicole Corriero, Harvard vs. Mercyhurst, March 19, 2005 (3 OT)
- 5—Angie Keseley, Wisconsin vs. Dartmouth, March 14, 2009
- 5—Rebecca Johnston, Cornell vs. Boston U., March 10, 2012 (3 OT)
- 4—14 times, most recent: Sarah Potomak, Minnesota vs. Princeton, March 16, 2019

PENALTIES

- 6—Dina McCumber, Princeton vs. Minnesota, March 17, 2006
- 4—Marykate Oakley, Princeton vs. Minnesota, March 17, 2006
- 4—Sam Faber, New Hampshire vs. Minn. Duluth, March 14, 2009
- 3—Teresa Marchese, Mercyhurst vs. Harvard, March 19, 2005 (3 OT)
- 3—Krista Johnson, Minnesota vs. Princeton, March 17, 2006
- 3—Allie Sanchez, Minnesota vs. Princeton, March 17, 2006
- 3—Juliane Jubinville, Minn. Duluth vs. St. Lawrence, March 18, 2006
- 3—Abbie Bullard, St. Lawrence vs. Minn. Duluth, March 18, 2006
- 3—Molly Byrne, Mercyhurst vs. Cornell, March 16, 2013
- 3—Kaliegh Fratkin, Boston U. vs. Minnesota, March 15, 2014
- 3—Maddi Wheeler, Wisconsin vs. Clarkson, March 10, 2022

SAVES

- 78—Desirae Clark, Mercyhurst vs. Harvard, March 19, 2005 (3 OT)
- 73—Corinne Schroeder, Quinnipiac vs. Ohio St., March 12, 2022 (2 OT)
- 67—Brittany Martin, Harvard vs. Wisconsin, March 10, 2007 (4 OT)
- 58—Kerrin Sperry, Boston U. vs. Cornell, March 10, 2012 (3 OT)
- 57—Shelby Amsley-Benzie, North Dakota vs. Minnesota, March 16, 2013 (3 OT)

SHUTOUTS

- Brittany Chartier, Minnesota vs. Princeton, March 17, 2006
- Jessica Moffat, St. Lawrence vs. Minn. Duluth, March 18, 2006
- Jessie Vetter, Wisconsin vs. Harvard, March 10, 2007 (4 OT)
- Jessie Vetter, Wisconsin vs. Dartmouth, March 14, 2009
- Emerance Maschmeyer, Harvard vs. Quinnipiac, March 14, 2015
- Shea Tiley, Clarkson vs. Quinnipiac, March 12, 2016
- Ann-Renee Desbiens, Wisconsin vs. Mercyhurst, March 12, 2016
- Katie Burt, Boston College vs. St. Lawrence, March 11, 2017
- Ann-Renee Desbiens, Wisconsin vs. Robert Morris, March 11, 2017
- Sidney Peters, Minnesota vs. Minn. Duluth, March 11, 2017
- Kassidy Sauve, Ohio St. vs. Boston College, March 10, 2018
- Kristen Campbell, Wisconsin vs. Minnesota, March 10, 2018
- Kristen Campbell, Wisconsin vs. Syracuse, March 16, 2019
- Emma Soderberg, Minn. Duluth vs. Colgate, March 15, 2021 (OT)
- Kennedy Blair, Wisconsin vs. Providence, March 16, 2021
- Emma Soderberg, Minn. Duluth vs. Harvard, March 10, 2022
- Corinne Schroeder, Quinnipiac vs. Syracuse, March 10, 2022

TEAM, GAME

GOALS

- 8—Cornell vs. Boston U. (7), March 10, 2012 (3 OT)
- 7—Wisconsin vs. Dartmouth (0), March 14, 2009
- 7—Cornell vs. Dartmouth (1), March 12, 2011
- 7—Boston U. vs. Cornell (8), March 10, 2012 (3 OT)
- 7—Wisconsin vs. Robert Morris (0), March 11, 2017

GOALS, BOTH TEAMS

- 15—Cornell (8) vs. Boston U. (7), March 10, 2012 (3 OT)
- 9—Harvard (5) vs. Mercyhurst (4), March 19, 2005 (3 OT)
- 9—Minn. Duluth (5) vs. Mercyhurst (4), March 15, 2008
- 9—Boston College (6) vs. St. Lawrence (3), March 10, 2012
- 8—St. Lawrence (6) vs. New Hampshire (2), March 10, 2007
- 8—Cornell (6) vs. Harvard (2), March 12, 2010
- 8—Cornell (7) vs. Dartmouth (1), March 12, 2011
- 8—Boston U. (5) vs. Clarkson (3), March 16, 2013

8—Minnesota (6) vs. Rochester Inst. (2), March 14, 2015
8—Minnesota (6) vs. Princeton (2), March 12, 2016

GOALS, PERIOD

4—Cornell vs. Boston U., March 10, 2012 (second)
4—Minnesota vs. Boston College, March 14, 2009 (first)
4—Minn. Duluth vs. New Hampshire, March 14, 2009 (third)
4—Cornell vs. Harvard, March 12, 2010 (second)
4—Boston College vs. Minnesota, March 12, 2011 (first)
4—Boston College vs. St. Lawrence, March 11, 2017 (second)
4—Wisconsin vs. Robert Morris, March 11, 2017 (second)

GOALS, PERIOD, BOTH TEAMS

5—Wisconsin (3) vs. Dartmouth (2), March 19, 2005 (first)
5—Minn. Duluth (3) vs. Mercyhurst (2), March 15, 2008 (third)
5—Minnesota (4) vs. Boston College (1), March 14, 2009 (first)
5—Minn. Duluth (4) vs. New Hampshire (1), March 14, 2009 (third)
5—Cornell (4) vs. Harvard (1), March 12, 2010 (second)
5—Cornell (4) vs. Boston U. (1), March 10, 2012 (second)
5—Boston U. (3) vs. Cornell (2), March 10, 2012 (third)
5—St. Lawrence (3) vs. Boston College (2), March 10, 2012 (second)
5—Boston U. (3) vs. Clarkson (2), March 16, 2013 (third)

GOALS, LOSING TEAM

7—Boston U. vs. Cornell (8), March 10, 2012 (3 OT)
4—Mercyhurst vs. Harvard (5), March 19, 2005 (3 OT)
4—Mercyhurst vs. Minn. Duluth (5), March 15, 2008
3—Wisconsin vs. Dartmouth (4), March 19, 2005
3—Boston College vs. Minnesota (4), March 14, 2009
3—St. Lawrence vs. Boston College (6), March 10, 2012
3—Clarkson vs. Boston U. (5), March 16, 2013
3—Quinnipiac vs. Ohio St. (4), March 12, 2022 (2 OT)

FEWEST GOALS

0—Princeton vs. Minnesota (4), March 17, 2006
0—Minn. Duluth vs. St. Lawrence (1), March 18, 2006
0—Harvard vs. Wisconsin (1), March 10, 2007 (4 OT)
0—Dartmouth vs. Wisconsin (7), March 14, 2009
0—Quinnipiac vs. Harvard (5), March 14, 2015
0—Quinnipiac vs. Clarkson (1), March 12, 2016
0—Mercyhurst vs. Wisconsin (6), March 12, 2016
0—Robert Morris vs. Wisconsin (7), March 11, 2017
0—St. Lawrence vs. Boston College (6), March 11, 2017
0—Minn. Duluth vs. Minnesota (1), March 11, 2017
0—Boston College vs. Ohio St. (2), March 10, 2018
0—Minnesota vs. Wisconsin (4), March 10, 2018
0—Syracuse vs. Wisconsin (4), March 16, 2019
0—Colgate vs. Minn. Duluth (1), March 15, 2021 (OT)
0—Providence vs. Wisconsin (3), March 16, 2021
0—Harvard vs. Minn. Duluth (4), March 10, 2022
0—Syracuse vs. Quinnipiac (4) March 10, 2022

FEWEST GOALS, BOTH TEAMS

1—St. Lawrence (1) vs. Minn. Duluth (0), March 18, 2006
1—Wisconsin (1) vs. Harvard (0), March 10, 2007 (4 OT)
1—Clarkson (1) vs. Quinnipiac (0), March 12, 2016
1—Minn. Duluth (1) vs. Colgate (0), March 15, 2021
2—Ohio St. (2) vs. Boston College (0), March 10, 2018
3—Wisconsin (2) vs. Mercyhurst (1), March 17, 2006 (2 OT)
3—Minn. Duluth (2) vs. New Hampshire (1), March 13, 2010
3—Wisconsin (2) vs. Minn. Duluth (1), March 12, 2011
3—Wisconsin (2) vs. Harvard (1), March 15, 2014

3—Clarkson (2) vs. Mercyhurst (1), March 10, 2018 (OT)
3—Clarkson (2) vs. Boston College (1), March 16, 2019 (OT)
3—Wisconsin (3) vs. Providence (0), March 16, 2021
3—Minn. Duluth (2) vs. Minnesota (1), March 12, 2022
3—Yale (2) vs. Colgate (1), March 12, 2022

FASTEST CONSECUTIVE GOALS

:16—Wisconsin (Abby Roque) vs. Minnesota, March 10, 2018,
:20—St. Lawrence (Karell Emard and Michelle Ng) vs. Boston College, March 10, 2012
:26—Boston U. (Sarah Lefort and Louise Warren) vs. Clarkson, March 16, 2013
:26—Minnesota (Dani Cameranesi and Amanda Kessel) vs. Princeton, March 12, 2016
:34—Boston U. (Marie-Philip Poulin and Kayla Tutino) vs. Cornell, March 10, 2012 (3 OT)

FASTEST CONSECUTIVE GOALS BY OPPOSING TEAMS

:10—Boston U. (Tara Watchorn), then Mercyhurst (Bailey Bram), March 13, 2010)
:12—Boston U. (Louise Warren), then Clarkson (Christine Lambert), March 16, 2013
:12—Clarkson (Loren Gabel), then Cornell (Lenka Serdar), March 11, 2017
:17—Mercyhurst (Caroline Luczak), then Cornell (Jillian Saulnier), March 16, 2013
:21—Minnesota (Kelly Terry), then Boston U. (Sarah Lefort), March 15, 2014

WINNING MARGIN

7—Wisconsin (7) vs. Dartmouth (0), March 14, 2009
7—Wisconsin (7) vs. Robert Morris (0), March 11, 2017
6—Cornell (7) vs. Dartmouth (1), March 12, 2011
6—Wisconsin (6) vs. Mercyhurst (0), March 12, 2016
6—Boston College vs. St. Lawrence (0), March 11, 2017

LARGEST MARGIN OVERCOME TO WIN

3—Cornell vs. Boston U., March 10, 2012 [trailed 3-0, won 8-07 (3 OT)]
2—Harvard vs. Mercyhurst, March 19, 2005 [trailed 3-1, won 5-4 (3 OT)]
2—Boston College vs. St. Lawrence, QF, March 10, 2012 [trailed 3-1, won 6-3]

ASSISTS

13—Boston U. vs. Cornell, March 10, 2012 (3 OT) (7 goals)
12—Minnesota vs. Princeton, March 12, 2016 (6 goals)
12—Wisconsin vs. Mercyhurst, March 12, 2016 (6 goals)
11—Wisconsin vs. Dartmouth, March 14, 2009 (7 goals)
11—Cornell vs. Dartmouth, March 12, 2011 (7 goals)
11—Cornell vs. Boston U., March 10, 2012 (3 OT) (8 goals)

ASSISTS, BOTH TEAMS

24— Boston U. (13) vs. Cornell (11), March 10, 2012 (3 OT) (15 goals)
16—Minnesota (12) vs. Princeton (4), March 12, 2016 (8 goals)
14—Minn. Duluth (8) vs. Mercyhurst (6), March 15, 2008 (9 goals)
13—Cornell (11) vs. Dartmouth (2), March 12, 2011 (8 goals)
12—Minnesota (10) vs. Providence (2), March 18, 2005 (7 goals)
12—Dartmouth (7) vs. Wisconsin (5), March 19, 2005 (7 goals)
12—St. Lawrence (8) vs. New Hampshire (4), March 10, 2007 (8 goals)
12—Cornell (9) vs. Harvard (3), March 12, 2010 (8 goals)
12—Minnesota (10) vs. Rochester Inst. (2), March 14, 2015 (8 goals)
12—Wisconsin (12) vs. Mercyhurst (0), March 12, 2016 (6 goals)
12—Northeastern (8) vs. Wisconsin (4), March 12, 2022 (6 goals)

FEWEST ASSISTS

(Excluding shutouts)

0—St. Lawrence vs. Minn. Duluth, March 18, 2006 (1 goal)
0—Dartmouth vs. Harvard, March 15, 2008 (1 goal)
0—Clarkson vs. Quinnipiac, March 12, 2016 (1 goal)
0—Minn. Duluth vs. Colgate, March 15, 2021 (OT) (1 goal)
1—9 times

FEWEST ASSISTS, BOTH TEAMS

0—St. Lawrence (0) vs. Minn. Duluth (0), March 18, 2006 (1 goal)
0—Clarkson (0) vs. Quinnipiac (0), March 12, 2016 (1 goal)
0—Minn. Duluth (0) vs. Colgate (0), March 15, 2021 (OT) (1 goal)
2—Wisconsin (2) vs. Harvard (0), March 10, 2007 (4 OT) (1 goal)
2—Minnesota (2) vs. Minn. Duluth (0), March 11, 2017 (1 goal)

POINTS

20—Boston U. vs. Cornell, March 10, 2012 (3 OT) (7 goals, 13 assists)
19—Cornell vs. Boston U., March 10, 2012 (3 OT) (8 goals, 11 assists)
18—Wisconsin vs. Dartmouth, March 14, 2009 (7 goals, 11 assists)
18—Cornell vs. Dartmouth, March 12, 2011 (7 goals, 11 assists)
18—Minnesota vs. Princeton, March 12, 2016 (6 goals, 12 assists)
18—Wisconsin vs. Mercyhurst, March 12, 2016 (6 goals, 12 assists)

POINTS, BOTH TEAMS

39—Boston U. (7 goals, 13 assists) vs. Cornell (8 goals, 11 assists), March 10, 2012 (3 OT)
24—Minnesota (6 goals, 12 assists) vs. Princeton (2 goals, 4 assists), March 12, 2016
23—Minn. Duluth (5 goals, 8 assists) vs. Mercyhurst (4 goals, 6 assists), March 15, 2008
21—Cornell (7 goals, 11 assists) vs. Dartmouth (1 goal, 2 assists), March 12, 2011
20—Harvard (5 goals, 9 assists) vs. Mercyhurst (4 goals, 2 assists) (3 OT), March 19, 2005
20—St. Lawrence (6 goals, 8 assists) vs. New Hampshire (2 goals, 4 assists), March 10, 2007
20—Cornell (6 goals, 9 assists) vs. Harvard (2 goals, 3 assists), March 12, 2010
20—Minnesota vs. Rochester Inst. (6 goals, 10 assists) vs. Rochester Inst. (2 goals, 2 assists), March 14, 2015

FEWEST POINTS (EXCLUDING SHUTOUTS)

1—St. Lawrence vs. Minn. Duluth, March 18, 2006 (1 goal, 0 assists)
1—Dartmouth vs. Harvard, March 15, 2008 (1 goal, 0 assists)
1—Clarkson vs. Quinnipiac, March 12, 2016 (1 goal, 0 assists)
1—Minn. Duluth vs. Colgate, March 15, 2021 (OT) (1 goal, 0 assists)
2—Harvard vs. New Hampshire, March 17, 2006 (1 goal, 1 assist)
2—Mercyhurst vs. Wisconsin, March 17, 2006 (2 OT) (1 goal, 1 assist)
2—Boston U. vs. Minnesota, March 15, 2014 (1 goal, 1 assist)
2—Harvard vs. Wisconsin, March 15, 2014 (1 goal, 1 assist)
2—Clarkson vs. Boston College, March 14, 2015 (1 goal, 1 assist)
2—Boston U. vs. Wisconsin, March 14, 2015 (1 goal, 1 assist)
2—Boston College vs. Clarkson, March 16, 2019 (1 goal, 1 assist)

FEWEST POINTS, BOTH TEAMS

1—St. Lawrence (1 goal, 0 assists) vs. Minn. Duluth (0 goals), March 18, 2006
1—Clarkson (1 goal, 0 assists) vs. Quinnipiac (0 goals), March 12, 2016
1—Minn. Duluth (1 goal, 0 assists) vs. Colgate (0 goals) (OT), March 15, 2021
3—Wisconsin (1 goal, 2 assists) vs. Harvard (0 goals) (4 OT), March 10, 2007
3—Minnesota (1 goal, 2 assists) vs. Minn. Duluth (0 goals), March 11, 2017

SHOTS ON GOAL

83—Harvard vs. Mercyhurst, March 19, 2005 (3 OT) (5 goals)
77—Ohio St. vs. Quinnipiac, March 12, 2022 (2 OT) (4 goals)
68—Wisconsin vs. Harvard, March 10, 2007 (4 OT) (1 goal)
66—Cornell vs. Boston U., March 10, 2012 (3 OT) (8 goals)
60—Mercyhurst vs. Harvard, March 19, 2005 (3 OT) (4 goals)
60—Minnesota vs. North Dakota, March 16, 2013 (3 OT) (3 goals)

SHOTS ON GOAL, BOTH TEAMS

143—Harvard (83) vs. Mercyhurst (60), March 19, 2005 (3 OT) (9 goals)
113—Cornell (66) vs. Boston U. (47), March 10, 2012 (3 OT) (15 goals)
112—Minnesota (60) vs. North Dakota (52), March 16, 2013 (3 OT) (5 goals)
104—Wisconsin (68) vs. Harvard (36), March 10, 2007 (4 OT) (1 goal)
99—Ohio St. (77) vs. Quinnipiac (22), March 12, 2022 (2 OT) (7 goals)

SHOTS ON GOAL, REGULATION PERIOD

27—Ohio St. vs. Boston College, March 16, 2021 (second)
25—Wisconsin vs. Robert Morris, March 11, 2017 (second)
23—Boston College vs. Ohio St., March 10, 2018 (third)
22—St. Lawrence vs. Minn. Duluth, March 18, 2006 (OT) (first)
22—Minnesota vs. Rochester Inst., March 14, 2015 (first)

SHOTS ON GOAL, REGULATION PERIOD, BOTH TEAMS

33—Wisconsin (20) vs. Mercyhurst (13), March 10, 2012 (third)
32—Mercyhurst (17) vs. Harvard (15), March 19, 2005 (3 OT) (first)
32—Minnesota (22) vs. Rochester Inst. (10), March 14, 2015 (first)
32—Boston College (23) vs. Ohio St.. (9), March 10, 2018 (third)
31—Minnesota (17) vs. Boston College (14), March 14, 2009 (second)
31—Ohio St. (27) vs. Boston College (4), March 16, 2021 (second)

FEWEST SHOTS ON GOAL

12—Minnesota vs. Wisconsin, March 10, 2018 (0 goals)
12—Providence vs. Wisconsin, March 16, 2021 (0 goals)
13—St. Lawrence vs. Mercyhurst, March 14, 2009 (1 goal)
13—Boston College vs. Ohio St., March 16, 2021 (1 goal)
14—Quinnipiac vs. Clarkson, March 12, 2016 (0 goals)

FEWEST SHOTS ON GOAL, BOTH TEAMS

43—Harvard (23) vs. Quinnipiac (20), March 14, 2015 (5 goals)
43—Quinnipiac (14) vs. Clarkson (29), March 12, 2016 (1 goal)
46—Quinnipiac (30) vs. Syracuse (16), March 10, 2022 (4 goals)
47—Minn. Duluth (25) vs. New Hampshire (22), March 14, 2009 (5 goals)
47—Cornell (26) vs. Dartmouth (21), March 12, 2011 (8 goals)

FEWEST SHOTS ON GOAL, REGULATION PERIOD

0—Providence vs. Wisconsin, March 16, 2021 (first)
1—Minnesota vs. Wisconsin, March 10, 2008 (third)
2—St. Lawrence vs. New Hampshire, March 10, 2007 (third)
2—Boston U. vs. Mercyhurst, March 13, 2010 (first)
2—Quinnipiac vs. Clarkson, March 12, 2016 (first)
2—Robert Morris vs. Wisconsin, March 11, 2017 (second)

FEWEST SHOTS ON GOAL, REGULATION PERIOD, BOTH TEAMS

9— Clarkson (3) vs. Mercyhurst (6), March 10, 2018 (third)
10—Ohio St. (5) vs. Boston College (5), March 16, 2021 (first)
11— Boston College (7) vs. Minnesota (4), March 14, 2009 (third)
11—Boston U. (6) vs. Cornell (5), March 10, 2012 (3 OT) (second OT)
11—Quinnipiac (7) vs. Syracuse (4), March 10, 2022 (first)

PENALTIES

- 15—Princeton vs. Minnesota, March 17, 2006
- 13—Minnesota vs. Princeton, March 17, 2006
- 12—Mercyhurst vs. Harvard, March 19, 2005 (3 OT)
- 10—Mercyhurst vs. Wisconsin, March 18, 2006 (2 OT)
- 10—Minn. Duluth vs. St. Lawrence, March 18, 2006
- 10—Boston College vs. Dartmouth, March 10, 2007 (2 OT)
- 10—Boston U. vs. Cornell, March 10, 2012 (3 OT)

PENALTIES, BOTH TEAMS

- 28—Princeton (15) vs. Minnesota (13), March 17, 2006
- 19—Mercyhurst (12) vs. Harvard (7), March 19, 2005 (3 OT)
- 18—Boston U. (10) vs. Cornell (8), March 10, 2012 (3 OT)
- 17—Minn. Duluth (10) vs. St. Lawrence (7), March 18, 2006
- 16—Minnesota (8) vs. North Dakota (8), March 10, 2012

FEWEST PENALTIES

- 0—Princeton vs. Minnesota, March 16, 2019
- 0—Colgate vs. Minn. Duluth, March 15, 2021 (OT)
- 0—Harvard vs. Minn. Duluth, March 10, 2022
- 1—Minnesota vs. Boston College, March 12, 2011
- 1—Boston U. vs. Mercyhurst, March 12, 2011
- 1—Wisconsin vs. Harvard, March 15, 2014
- 1—Quinnipiac vs. Harvard, March 14, 2015
- 1—Minnesota vs. Minn. Duluth, March 11, 2017
- 1—Clarkson vs. Cornell, March 11, 2017
- 1—Minnesota vs. Princeton, March 16, 2019
- 1—Syracuse vs. Wisconsin, March 16, 2019
- 1—Clarkson vs. Boston College, March 16, 2019
- 1—Robert Morris vs. Northeastern, March 15, 2021
- 1—Wisconsin vs. Providence, March 16, 2021
- 1—Minn. Duluth vs. Harvard, March 10, 2022
- 1—Minnesota vs. Minn. Duluth, March 12, 2022
- 1—Colgate vs. Yale, March 12, 2022

FEWEST PENALTIES, BOTH TEAMS

- 1—Princeton (0) vs. Minnesota (1), March 16, 2019
- 1—Colgate (0) vs. Minn. Duluth (1), March 15, 2021 (OT)
- 1—Harvard (0) vs. Minn. Duluth (1), March 10, 2022
- 3—Minnesota (1) vs. Minn. Duluth (2), March 11, 2017
- 3—Robert Morris (1) vs. Northeastern (2), March 15, 2021
- 3—Minn. Duluth (2) vs. Minnesota (1), March 12, 2022
- 3—Yale (2) vs. Colgate (1), March 12, 2022

LONGEST GAME

- 127:09—Wisconsin (1) vs. Harvard (0), March 10, 2007 (4 OT)
- 119:50—Cornell (8) vs. Boston U. (7), March 10, 2012 (3 OT)
- 118:51—Minnesota (3) vs. North Dakota (2), March 16, 2013 (3 OT)
- 112:28—Harvard (5) vs. Mercyhurst (4), March 19, 2005 (3 OT)
- 90:10—Wisconsin (2) vs. Mercyhurst (1), March 18, 2006 (2 OT)

TOURNAMENT FACTS AND HISTORY

Tournament Facts	22
Tournament Records	22
Tournament History	29
Seeding History	32
Annual Scoring Leaders	33
Women’s Ice Hockey Committee History	34

TOURNAMENT FACTS

TOURNAMENT APPEARANCES

19—Minnesota, 2002-03-04-05-06-08-09-10-11-12-13-14-15-16-17-18-19-20-22

16—Wisconsin, 2005-06-07-08-09-11-12-14-15-16-17-18-19-20-21-22

13—Mercyhurst, 2005-06-07-08-09-10-11-12-13-14-16-18-20

13—Minn. Duluth, 2001-02-03-05-06-07-08-09-10-11-17-21-22

12—Boston College, 2007-09-11-12-13-14-15-16-17-18-19-21

12—Harvard, 2001-03-04-05-06-07-08-10-13-14-15-22

10—Clarkson, 2010-13-14-15-16-17-18-19-20-22

9—St. Lawrence, 2001-04-05-06-07-08-09-12-17

8—Dartmouth, 2001-03-04-05-07-08-09-11

8—Cornell, 2010-11-12-13-14-17-19-20

CONSECUTIVE TOURNAMENT APPEARANCES

13—Minnesota, 2008-20

10—Mercyhurst, 2005-14

9—Boston College, 2011-19

9—Wisconsin, 2014-22

8—Clarkson, 2013-20

7—Minn. Duluth, 2005-11

6—Harvard, 2003-08

6—St. Lawrence, 2004-09

6—Boston U., 2010-15

5—Wisconsin, 2005-09

5—New Hampshire, 2006-10

5—Minnesota, 2002-06

5—Cornell, 2010-14

TOURNAMENT WINS

29—Wisconsin, 2005-22

26—Minnesota, 2002-19

19—Minn. Duluth, 2001-22

11—Clarkson, 2010-19

8—Harvard, 2001-15

8—Boston College, 2007-17

6—St. Lawrence, 2001-09

NCAA CHAMPIONSHIPS

6—Minnesota, 2004-05-12-13-15-16

6—Wisconsin, 2006-07-09-11-19-21

5—Minn. Duluth, 2001-02-03-08-10

3—Clarkson, 2014-18

TOURNAMENT RECORDS

The following records include game, year and career marks set during the National Collegiate Women's Ice Hockey Championship, which consists of seven regional contests (starting in 2022), the two national semifinal games, the national third-place game (2001-05) and the national championship game. A regional game is indicated by (RG), a quarterfinal game is indicated by (QF), a national semifinal game by (NSF), a national third-place game by (N3d) and a national championship game by (CH). The 2020 tournament was not held due to the COVID-19 pandemic.

INDIVIDUAL, GAME

GOALS

4—Nicole Corriero, Harvard vs. Mercyhurst, QF, March 19, 2005 (3 OT)

4—Bobbi Ross, Minnesota vs. New Hampshire, NSF, March 24, 2006

3—Maria Rooth, Minn. Duluth vs. Harvard, NSF, March 23, 2001

3—Natalie Darwitz, Minnesota vs. Harvard, CH, March 28, 2004

3—Krissy Wendell, Minnesota vs. Dartmouth, NSF, March 26, 2004

3—Sarah Vaillancourt, Harvard vs. St. Lawrence, NSF, March 25, 2005

3—Rebecca Russell, St. Lawrence vs. Dartmouth, N3d, March 27, 2005

3—Angie Keseley, Wisconsin vs. Dartmouth, QF, March 14, 2009

3—Rebecca Johnston, Cornell vs. Boston U., QF, March 10, 2012 (3 OT)

3—Kelly Terry, Minnesota vs. Boston U., QF, March 15, 2014

3—Amanda Kessel, Minnesota vs. Princeton, QF, March 12, 2016

3—Loren Gabel, Clarkson vs. Cornell, March 11, 2017

3—Breanne Wilson-Bennett, Colgate vs. Wisconsin, NSF, March 16, 2018

3—Gabbie Hughes, Minn. Duluth vs. Harvard, RG, March 10, 2022

FASTEST GAME-OPENING GOAL

:10—Renata Fast, Clarkson vs. Quinnipiac, QF, March 12, 2016

:13—Natalie Darwitz, Minnesota vs. Dartmouth, NSF, March 25, 2005

:13—Jenelle Kohanchuk, Boston U. vs. Mercyhurst, NSF, March 22, 2013

:13—Sarah Potomak, Minnesota vs. Boston College, CH, March 20, 2016

:22—Meghan Agosta, Mercyhurst vs. Minn. Duluth, QF, March 15, 2008

FASTEST GOAL, START OF PERIOD

:09—Natalie Darwitz, Minnesota vs. Harvard, CH, March 28, 2004 (third)

:10—Whitney Graft, Minnesota vs. Princeton, QF, March 17, 2006 (third)

:10—Rebecca Johnston, Cornell vs. Boston U., QF, March 10, 2012 (3 OT) (second)

:10—Renata Fast, Clarkson vs. Quinnipiac, QF, March 12, 2016 (first)

:13—Natalie Darwitz, Minnesota vs. Dartmouth, NSF, March 25, 2005 (first)

:13—Jenelle Kohanchuk, Boston U. vs. Mercyhurst, NSF, March 22, 2013 (first)

:13—Sarah Potomak, Minnesota vs. Boston College, CH, March 20, 2016 (first)

FASTEST CONSECUTIVE GOALS

:16—Abby Roque, Wisconsin vs. Minnesota, QF, March 10, 2018

1:11—Loren Gabel, Clarkson vs. Cornell, March 11, 2017

1:59—Natalie Darwitz, Minnesota vs. Dartmouth, NSF, March 25, 2005

2:20—Cayley Mercer, Clarkson vs. Wisconsin, CH, March 19, 2017

2:29—Gigi Marvin, Minnesota vs. Boston College, QF, March 14, 2009

FASTEST HAT TRICK

12:07—Nicole Corriero, Harvard vs. Mercyhurst, QF, March 19, 2005 (3 OT)

16:07—Maria Rooth, Minn. Duluth vs. Harvard, NSF, March 23, 2001

20:08—Rebecca Johnston, Cornell vs. Boston U., QF, March 10, 2012 (3 OT)

22:53—Krissy Wendell, Minnesota vs. Dartmouth, NSF, March 26, 2004

26:45—Sarah Vaillancourt, Harvard vs. St. Lawrence, NSF, March 25, 2005

ASSISTS

4—Haley Irwin, Minn. Duluth vs. Mercyhurst, QF, March 15, 2008

4—Hilary Knight, Wisconsin vs. Dartmouth, QF, March 14, 2009

4—Jillian Saulnier, Cornell vs. Boston U., QF, March 10, 2012 (3 OT)

3—23 times, most recent: Elizabeth Giguere, Minn. Duluth vs. Harvard, RG, March 10, 2022

POINTS

6—Hilary Knight, Wisconsin vs. Dartmouth, QF, March 14, 2009

5—Nicole Corriero, Harvard vs. Mercyhurst, QF, March 19, 2005 (3 OT)

5—Natalie Darwitz, Minnesota vs. Dartmouth, NSF, March 25, 2005

5—Rebecca Russell, St. Lawrence vs. Dartmouth, N3d, March 27, 2005

5—Angie Keseley, Wisconsin vs. Dartmouth, QF, March 14, 2009

5—Rebecca Johnston, Cornell vs. Boston U., QF, March 10, 2012 (3 OT)

PENALTIES

6—Dina McCumber, Princeton vs. Minnesota, QF, March 17, 2006

5—Angela Ruggiero, Harvard vs. Minn. Duluth, CH, March 23, 2003 (2 OT)

4—Nora Tallus, Minn. Duluth vs. Harvard, CH, March 23, 2003 (2 OT)

4—Marykate Oakley, Princeton vs. Minnesota, QF, March 17, 2006

4—Sam Faber, New Hampshire vs. Minn. Duluth, QF, March 14, 2009

SAVES

78—Desirae Clark, Mercyhurst vs. Harvard, QF, March 19, 2005 (3 OT)

73—Corinne Schroeder, Quinnipiac vs. Ohio St., RG, March 12, 2022 (2 OT)

67—Brittany Martin, Harvard vs. Wisconsin, QF, March 10, 2007 (4 OT)

61—Amanda Mazzotta, Cornell vs. Minn. Duluth, CH, March 21, 2010 (3 OT)

58—Kerrin Sperry, Boston U. vs. Cornell, QF, March 10, 2012 (3 OT)

SAVES, PERIOD

25—Abigail Levy, Boston College vs. Ohio St., QF, March 16, 2021 (second)

22—Riitta Schaublin, Minn. Duluth vs. St. Lawrence, QF, March 18, 2006 (first)

20—Noora Rätý, Minnesota vs. Wisconsin, CH, March 18, 2012 (third)

20—Corinne Schroeder, Quinnipiac vs. Ohio St., RG, March 12, 2022 (second) (2 OT)

19—Desirae Clark, Mercyhurst vs. Harvard, QF, March 19, 2005 (3 OT) (second)

19—Amanda Mazzotta, Cornell vs. Minnesota, NSF, March 16, 2012 (first)

19—Ali Binnington, Rochester Inst. vs. Minnesota, QF, March 14, 2015 (first)

19—Corinne Schroeder, Quinnipiac vs. Ohio St., RG, March 12, 2022 (first) (2 OT)

19—Corinne Schroeder, Quinnipiac vs. Ohio St., RG, March 12, 2022 (1st OT) (2 OT)

19—Emma Soderberg, Minn. Duluth vs. Ohio St., CH, March 20, 2022 (second)

SHUTOUTS

Brittony Chartier, Minnesota vs. Princeton, QF, March 17, 2006

Jessica Moffat, St. Lawrence vs. Minn. Duluth, QF, March 18, 2006

Jessie Vetter, Wisconsin vs. St. Lawrence, NSF, March 24, 2006

Jessie Vetter, Wisconsin vs. Minnesota, CH, March 26, 2006

Jessie Vetter, Wisconsin vs. Harvard, QF, March 10, 2007 (4 OT)

Jessie Vetter, Wisconsin vs. St. Lawrence, NSF, March 16, 2007

Kim Martin, Minn. Duluth vs. Wisconsin, CH, March 22, 2008

Jessie Vetter, Wisconsin vs. Dartmouth, QF, March 14, 2009

Jessie Vetter, Wisconsin vs. Mercyhurst, CH, March 22, 2009

Emerance Maschmeyer, Harvard vs. Quinnipiac, QF, March 14, 2015

Ann-Renee Desbiens, Wisconsin vs. Mercyhurst, QF, March 12, 2016

Shea Tiley, Clarkson vs. Quinnipiac, QF, March 12, 2016

Katie Burt, Boston College vs. St. Lawrence, March 11, 2017

Ann-Renee Desbiens, Wisconsin vs. Robert Morris, March 11, 2017

Sidney Peters, Minnesota vs. Minn. Duluth, March 11, 2017

Ann-Renee Desbiens, Wisconsin vs. Boston College, NSF, March 17, 2017

Shea Tiley, Clarkson vs. Wisconsin, CH, March 19, 2017

Kassidy Suave, Ohio St. vs. Boston College, QF, March 10, 2018

Kristen Campbell, Wisconsin vs. Minnesota, QF, March 10, 2018

Shea Tiley, Clarkson vs. Ohio St., NSF, March 16, 2018

Kristen Campbell, Wisconsin vs. Syracuse, QF, March 16, 2019

Alex Gulstene, Minnesota vs. Cornell, NSF, March 22, 2019

Kristen Campbell, Wisconsin vs. Clarkson, NSF, March 22, 2019

Kristen Campbell, Wisconsin vs. Minnesota, CH, March 24, 2019

Emma Soderberg, Minn. Duluth vs. Colgate, QF, March 15, 2021

Kennedy Blair, Wisconsin vs. Providence, QF, March 16, 2021

Emma Soderberg, Minn. Duluth vs. Harvard, RG, March 10, 2022

Corinne Schroeder, Quinnipiac vs. Syracuse, RG, March 10, 2022

INDIVIDUAL, YEAR

GOALS

5—Nicole Corriero, Harvard, 2005

5—Hilary Knight, Wisconsin, 2009

5—Amanda Kessel, Minnesota, 2016

5—Annie Pankowski, Wisconsin, 2019

4—13 times, most recent: Gabbie Hughes, Minn. Duluth, 2022

ASSISTS

9—Natalie Darwitz, Minnesota, 2005

7—Julie Chu, Harvard, 2005

7—Hilary Knight, Wisconsin, 2009

6—Krissy Wendell, Minnesota, 2005

6—Sara Bauer, Wisconsin, 2007

6—Jamie Lee Rattray, Clarkson, 2014

6—Genevieve Bannon, Clarkson, 2017

POINTS

12—Natalie Darwitz, Minnesota, 2005

12—Hilary Knight, Wisconsin, 2009

9—Krissy Wendell, Minnesota, 2005

8—Krissy Wendell, Minnesota, 2004

8—Julie Chu, Harvard, 2005

8—Nicole Corriero, Harvard, 2005

8—Angie Keseley, Wisconsin, 2009

8—Erika Lawler, Wisconsin, 2009

8—Kelly Terry, Minnesota, 2014

PENALTIES

6—Dina McCumber, Princeton, 2006

5—Angela Ruggiero, Harvard, 2003

5—Nora Tallus, Minn. Duluth, 2003

5—Laurie Ross, St. Lawrence, 2005

5—Maddi Wheeler, Wisconsin, 2022

SAVES

146—Emma Soderberg, Minn. Duluth, 2022

123—Amanda Mazzotta, Cornell, 2010

103—Julia Vandyk, Colgate, 2018

99—Jennifer Harss, Minn. Duluth, 2010

97—Jessie Vetter, Wisconsin, 2009

97—Noora Rätý, Minnesota, 2013

SAVE PERCENTAGE

(Minimum two games)

1.000—Kristen Campbell, Wisconsin, 2019 (0 goals allowed, 56 saves)

.990—Jessie Vetter, Wisconsin, 2009 (1 goal allowed, 97 saves)

.990—Jessie Vetter, Wisconsin, 2006 (1 goal allowed, 95 saves)

.987—Jessie Vetter, Wisconsin, 2007 (1 goal allowed, 75 saves)

.986—Kassidy Suave, Ohio St., 2018 (1 goal allowed, 71 saves)

.983—Katie Burt, Boston College, 2017 (1 goal allowed, 59 saves)

GOALS-AGAINST AVERAGE

(Minimum 110 minutes and two games)

0.00—Kristen Campbell, Wisconsin, 2019 (0 goals allowed)

0.24—Jessie Vetter, Wisconsin, 2007 (1 goal allowed)

0.29—Jessie Vetter, Wisconsin, 2006 (1 goal allowed)

0.33—Jessie Vetter, Wisconsin, 2009 (1 goal allowed)

0.44—Kassidy Suave, Ohio St., 2018 (1 goal allowed)
0.50—Katie Burt, Boston College, 2017 (1 goal allowed)

INDIVIDUAL, CAREER

GOALS

11—Amanda Kessel, Minnesota, 2011-13, 16
10—Hilary Knight, Wisconsin, 2008-12
9—Jinelle Zaugg, Wisconsin, 2006-08
9—Annie Pankowski, Wisconsin, 2015-17, 19
8—Nicole Corriero, Harvard, 2003-05
8—Natalie Darwitz, Minnesota, 2003-05
8—Krissy Wendell, Minnesota, 2003-05
8—Hannah Brandt, Minnesota, 2013-16

ASSISTS

14—Meghan Duggan, Wisconsin, 2007-11
12—Natalie Darwitz, Minnesota, 2003-05
12—Hilary Knight, Wisconsin, 2008-12
11—Krissy Wendell, Minnesota, 2003-05
10—Julie Chu, Harvard, 2003-07
10—Hannah Brandt, Minnesota, 2013-16

POINTS

22—Hilary Knight, Wisconsin, 2008-12 (10 goals, 12 assists)
20—Natalie Darwitz, Minnesota, 2003-05 (8 goals, 12 assists)
19—Meghan Duggan, Wisconsin, 2007-11 (5 goals, 14 assists)
19—Krissy Wendell, Minnesota, 2003-05 (8 goals, 11 assists)
19—Amanda Kessel, Minnesota, 2011-13, 16 (11 goals, 8 assists)

SAVES

341—Jessie Vetter, Wisconsin, 2006-09
269—Noora Raty, Minnesota, 2010-13
255—Shea Tiley, Clarkson, 2015-18
249—Amanda Leveille, Minnesota, 2014-16
223—Katie Burt, Boston College, 2015-18
220—Emma Soderberg, Minn. Duluth, 2019-22

SAVE PERCENTAGE

(Minimum four games, 200 minutes and two years)

.974—Jessie Vetter, Wisconsin, 2006-09 (9 goals allowed, 341 saves)
.965—Emma Soderberg, Minn. Duluth, 2019-22 (8 goals allowed, 220 saves)*
.951—Shea Tiley, Clarkson, 2015-18 (13 goals allowed, 255 saves)
.949—Katie Burt, Boston College, 2015-18 (12 goals allowed, 223 saves)
.947—Jessica Moffatt, St. Lawrence, 2005-06 (7 goals allowed, 126 saves)
.947—Ann-Renee Desbiens, Wisconsin, 2015-17 (9 goals allowed, 161 saves)

**Active player*

GOALS-AGAINST AVERAGE

(Minimum four games, 200 minutes and two years)

0.66—Jessie Vetter, Wisconsin, 2006-09 (9 goals allowed)
1.26—Ann-Renee Desbiens, Wisconsin, 2015-17 (9 goals allowed)
1.34—Shea Tiley, Clarkson, 2015-18 (13 goals allowed)
1.34—Emma Soderberg, Minn. Duluth, 2019-22 (8 goals allowed)*
1.51—Katie Burt, Boston College, 2015-18 (12 goals allowed)
1.59—Kennedy Blair, Wisconsin, 2021-22 (8 goals allowed)

**Active player*

GOALIE VICTORIES

11—Jessie Vetter, Wisconsin, 2006-09 (1 loss)

8—Amanda Leveille, Minnesota, 2014-16 (1 loss)
7—Noora Rätty, Minnesota, 2010-13 (2 losses)
7—Shea Tiley, Clarkson, 2015-18 (2 losses)
5—Jody Horak, Minnesota, 2002-05 (2 losses)
5—Alex Rigsby, Wisconsin, 2011-12 (1 loss)
5—Amanda Leveille, Minnesota, 2014-15 (1 losses)

GOALIE WINNING PERCENTAGE (MINIMUM 4 DECISIONS)

1.000—Patricia Sautter, Minn. Duluth, 2002-03 (4-0)
.917—Jessie Vetter, Wisconsin, 2006-09 (11-1)
.889—Amanda Leveille, Minnesota, 2014-16 (8-1)
.833—Alex Rigsby, Wisconsin, 2011-12 (5-1)
.800—Kennedy Blair, Wisconsin, 2021-22 (4-1)

TEAM, GAME

GOALS

8—Cornell vs. Boston U. (7), QF, March 10, 2012 (3 OT)
7—Minnesota vs. Dartmouth (2), NSF, March 25, 2005
7—Wisconsin vs. Dartmouth (0), QF, March 14, 2009
7—Cornell vs. Dartmouth (1), QF, March 12, 2011
7—Boston U. vs. Cornell (8), QF, March 10, 2012 (3 OT)
7—Wisconsin vs. Robert Morris (0), QF, March 11, 2017

GOALS, BOTH TEAMS

15—Cornell (8) vs. Boston U. (7), QF, March 10, 2012 (3 OT)
9—Minn. Duluth (6) vs. Harvard (3), NSF, March 23, 2001
9—Harvard (5) vs. Mercyhurst (4), QF, March 19, 2005 (3 OT)
9—Minnesota (7) vs. Dartmouth (2), NSF, March 25, 2005
9—Minnesota (5) vs. New Hampshire (4), NSF, March 24, 2006
9—Minn. Duluth (5) vs. Mercyhurst (4), QF, March 15, 2008
9—Mercyhurst (5) vs. Minnesota (4), NSF, March 20, 2009
9—Boston College (6) vs. St. Lawrence (3), QF, March 10, 2012
9—Minnesota (6) vs. Boston U. (3), CH, March 24, 2013

GOALS, PERIOD

5—Minn. Duluth vs. Harvard, NSF, March 23, 2001 (third)
5—Minnesota vs. Dartmouth, NSF, March 25, 2005 (first)
4—Minnesota vs. Dartmouth, NSF, March 26, 2004 (third)
4—Minnesota vs. Harvard, CH, March 28, 2004 (third)
4—Minn. Duluth vs. New Hampshire, QF, March 14, 2009 (third)
4—Minnesota vs. Boston College, QF, March 14, 2009 (first)
4—Cornell vs. Harvard, QF, March 12, 2010 (second)
4—Boston College vs. Minnesota, QF, March 12, 2011 (first)
4—Cornell vs. Boston U., QF, March 10, 2012 (3 OT) (second)
4—Boston College vs. St. Lawrence, March 11, 2017 (second)
4—Wisconsin vs. Robert Morris, March 11, 2017 (second)
4—Wisconsin vs. Clarkson, NSF, March 22, 2019 (third)

GOALS, PERIOD, BOTH TEAMS

7—Minn. Duluth (5) vs. Harvard (2), NSF, March 23, 2001 (third)
7—Minnesota (5) vs. Dartmouth (2), NSF, March 25, 2005 (first)
5—Minn. Duluth (3) vs. Dartmouth (2), NSF, March 21, 2003 (second)
5—Wisconsin (3) vs. Dartmouth (2), QF, March 19, 2005 (first)
5—Minn. Duluth (3) vs. Mercyhurst (2), QF, March 15, 2008 (third)
5—Minn. Duluth (4) vs. New Hampshire (1), QF, March 14, 2009 (third)
5—Minnesota (4) vs. Boston College (1), QF, March 14, 2009 (first)
5—Cornell (4) vs. Harvard (1), QF, March 13, 2010 (second)
5—Cornell (4) vs. Boston U. (1), QF, March 10, 2012 (3 OT) (second)
5—Boston U. (3) vs. Cornell (2), QF, March 10, 2012 (3 OT) (third)

5—St. Lawrence (3) vs. Boston College (2), QF, March 10, 2012 (second)
5—Minnesota (3) vs. Wisconsin (2), CH, March 18, 2012 (first)

GOALS, LOSING TEAM

7—Boston U. vs. Cornell (8), QF, March 10, 2012 (3 OT)
4—Mercyhurst vs. Harvard (5), QF, March 19, 2005 (3 OT)
4—New Hampshire vs. Minnesota (5), NSF, March 24, 2006
4—Mercyhurst vs. Minn. Duluth (5), QF, March 15, 2008
4—Minnesota vs. Mercyhurst (5), NSF, March 20, 2009

FEWEST GOALS

0—Princeton vs. Minnesota (4), QF, March 17, 2006
0—Minn. Duluth vs. St. Lawrence (1), QF, March 18, 2006
0—St. Lawrence vs. Wisconsin (1), NSF, March 24, 2006
0—Minnesota vs. Wisconsin (3), CH, March 26, 2006
0—Harvard vs. Wisconsin (1), QF, March 10, 2007 (4 OT)
0—St. Lawrence vs. Wisconsin (4), NSF, March 16, 2007
0—Wisconsin vs. Minn. Duluth (4), CH, March 22, 2008
0—Dartmouth vs. Wisconsin (7), QF, March 14, 2009
0—Mercyhurst vs. Wisconsin (5), CH, March 22, 2009
0—Mercyhurst vs. Wisconsin (6), QF, March 12, 2016
0—Quinnipiac vs. Clarkson (1), QF, March 12, 2016
0—Robert Morris vs. Wisconsin (7), March 11, 2017
0—St. Lawrence vs. Boston College (6), March 11, 2017
0—Minn. Duluth vs. Minnesota (1), March 11, 2017
0—Boston College vs. Wisconsin (1), NSF, March 17, 2017
0—Wisconsin vs. Clarkson (3), CH, March 19, 2017
0—Boston College vs. Ohio St. (2), QF, March 10, 2018
0—Minnesota vs. Wisconsin (4), QF, March 10, 2018
0—Ohio St. vs. Clarkson (1), NSF, March 16, 2018
0—Syracuse vs. Wisconsin (4), QF, March 16, 2019
0—Cornell vs. Minnesota (2), NSF, March 22, 2019
0—Clarkson vs. Wisconsin (5), NSF, March 22, 2019
0—Minnesota vs. Wisconsin (2), CH, March 24, 2019
0—Colgate vs. Minn. Duluth (1), QF, March 15, 2021
0—Providence vs. Wisconsin (3), QF, March 16, 2021
0—Syracuse vs. Quinnipiac (4), RG, March 10, 2022
0—Harvard vs. Minn. Duluth (4), RG, March 10, 2022

FEWEST GOALS, BOTH TEAMS

1—St. Lawrence (1) vs. Minn. Duluth (0), QF, March 18, 2006
1—Wisconsin (1) vs. St. Lawrence (0), NSF, March 24, 2006
1—Wisconsin (1) vs. Harvard (0), QF, March 10, 2007 (4 OT)
1—Clarkson (1) vs. Quinnipiac (0), QF, March 12, 2016
1—Wisconsin (1) vs. Boston College (0), NSF, March 17, 2017
1—Clarkson (1) vs. Ohio St. (0), NSF, March 16, 2018
1—Minn. Duluth (1) vs. Colgate (0), QF, March 15, 2021

FASTEST CONSECUTIVE GOALS

:18—Wisconsin (Abby Roque) vs. Minnesota, QF, March 10, 2018
:20—St. Lawrence (Karell Emard and Michelle Ng) vs. Boston College, QF, March 10, 2012
:23—Harvard (Julie Chu and Lauren McAuliffe) vs. Minnesota, NSF, March 21, 2003
:23—Harvard (Jennifer Botterill and Lauren McAuliffe) vs. Minn. Duluth, CH, March 23, 2003 (2 OT)
:25—Wisconsin (Annie Pankowski and Presley Norby) vs. Clarkson, NSF, March 22, 2019

FASTEST CONSECUTIVE GOALS BY OPPOSING TEAMS

:10—Minn. Duluth (Emmanuelle Blais), then Wisconsin (Jasmine Giles), CH, March 18, 2007
:10—Boston U. (Tara Watchorn), then Mercyhurst (Bailey Bram), QF, March 13, 2010
:12—Boston U. (Louise Warren), then Clarkson (Christine Lambert), QF, March 16, 2013
:12—Clarkson (Loren Gabel), then Cornell (Lenka Serdar), March 11, 2017
:16—Minnesota (Hannah Brandt), then Boston U. (Sarah Lefort), CH, March 24, 2013

FEWEST PENALTIES

(Minimum two games)

- 2—Minnesota, 2017 (2 games)
- 2—Clarkson, 2019 (2)
- 3—Clarkson, 2017 (3)
- 4—Minnesota, 2002 (2)
- 4—Minnesota, 2019 (3)
- 4—Northeastern, 2021 (3)
- 4—Minn. Duluth, 2021 (2)
- 4—Northeastern, 2022 (2)
- 4—Yale, 2022 (2)

TOURNAMENT HISTORY

TOURNAMENT WON-LOST-TIED RECORDS

(25 Teams)

(Note: Third-place game discontinued after 2005. Since then, both semifinal losers are awarded third place. Selections for the 2020 tournament were held, but prior to competition taking place, the tournament was canceled due to the COVID-19 pandemic.)

Team (Years Participated)	Years	Tournament Record				Tournament Finish			
		Won	Lost	Tied	Pct.	1st	2nd	3rd	4th
Boston College (2007-09-11-12-13-14-15-16-17-18-19-21)	12	8	12	0	.400	0	1	6	0
Boston U. (2010-11-12-13-14-15)	6	4	6	0	.400	0	2	0	0
Brown (2002)	1	1	1	0	.500	0	1	0	0
Clarkson (2010-13-14-15-16-17-18-19-20-22)	10	11	6	0	.353	3	0	2	0
Colgate (2018-21-22)	3	2	3	0	.400	0	1	0	0
Cornell (2010-11-12-13-14-17-19-20)	8	5	7	0	.417	0	1	3	0
Dartmouth (2001-03-04-05-07-08-09-11)	8	2	11	0	.154	0	0	1	3
Harvard (2001-03-04-05-06-07-08-10-13-14-15-22)	12	8	12	0	.400	0	4	2	0
Mercyhurst (2005-06-07-08-09-10-11-12-13-14-16-18-20)	13	5	12	0	.294	0	1	3	0
Minnesota (2002-03-04-05-06-08-09-10-11-12-13-14-15-16-17-18-19-20-22)	19	26	13	1	.663	6	3	4	1
Minn. Duluth (2001-02-03-05-06-07-08-09-10-11-17-21-22)	13	19	8	0	.704	5	2	1	0
New Hampshire (2006-07-08-09-10)	5	2	5	0	.286	0	0	2	0
Niagara (2002)	1	0	1	1	.250	0	0	1	0
North Dakota (2012-13)	2	0	2	0	.000	0	0	0	0
Northeastern (2016-18-19-20-21-22)	6	3	5	0	.375	0	1	1	0
Ohio St. (2018-20-21-22)	4	5	2	0	.714	1	0	2	0
Princeton (2006-19-20)	3	0	2	0	.000	0	0	0	0
Providence (2005-21)	2	0	2	0	.000	0	0	0	0
Quinnipiac (2015-16-22)	3	1	3	0	.250	0	0	0	0
Robert Morris (2017-21)	2	0	2	0	.000	0	0	0	0
RIT (2015)	1	0	1	0	.000	0	0	0	0
St. Lawrence (2001-04-05-06-07-08-09-12-17)	9	6	9	0	.400	0	1	4	0
Syracuse (2019-22)	2	0	2	0	.000	0	0	0	0
Wisconsin (2005-06-07-08-09-11-12-14-15-16-17-18-19-20-21-22)	16	29	9	0	.763	6	4	3	0
Yale (2022)	1	1	1	0	.500	0	0	1	0

TOURNAMENT HIGHLIGHTS

- 2001** A Women's Frozen Four is held for the first time as Minn. Duluth defeats St. Lawrence, 4-2, in Minneapolis to take home the first crown.
- 2002** Minn. Duluth wins its second straight Women's Frozen Four, 3-2, over Brown.
- 2003** Minn. Duluth wins the Women's Frozen Four, its third consecutive, in front of a record crowd of 5,167, in its home arena.
- 2004** Minnesota outscored its two opponents, 11-3, to dominate the Women's Frozen Four in Providence, R.I. The Golden Gophers beat Harvard, 6-2, in the championship game.
- 2005** The field expands to eight teams with Mercyhurst, Providence and Wisconsin all making their first appearances. Minnesota wins its second straight title.
- 2006** Wisconsin claims its first Women's Frozen Four title in Minneapolis after defeating Minnesota, the two-time defending national champion. The Badgers become the first team in tournament history other than the Golden Gophers or Minn. Duluth to win the championship.
- 2007** The Frozen Four is held in historic Lake Placid, N.Y., where the 1980 Olympic Games took place. Wisconsin successfully defends its title, defeating Minn. Duluth, 4-1, in the championship game.
- 2008** Minn. Duluth captures its fourth national championship with a 4-0 shutout of Wisconsin in the final to avenge a loss to the Badgers in the 2007 championship game.
- 2009** Wisconsin rides the most prolific offense in the history of the NCAA women's ice hockey tournament to its third NCAA title, shutting out Mercyhurst, 5-0, in the championship. Mercyhurst becomes the first No. 3 seed to reach the title contest.
- 2010** Minn. Duluth outlasts tournament newcomer Cornell in the longest championship game in NCAA tournament history, capturing its fifth national title with a 3-2 triple-overtime victory. Cornell is the first team to reach the title game in its initial NCAA tournament appearance since Brown in 2002.

- 2011** After missing the tournament in 2010, Wisconsin rebounds to win its second national championship in three years, defeating Boston U. in the title game. It was the fourth championship overall for the Badgers.
- 2012** Minnesota won its third championship and first since 2005, defeating defending champion and top-seeded Wisconsin in the final, 4-2. It was the first time in tournament history that the top seed had lost in the championship game. Wisconsin's Hilary Knight became the tournament's all-time leader in goals and points scored. Cornell's 8-7 triple-overtime win over Boston U. in the quarterfinals was the highest-scoring game in tournament history.
- 2013** Minnesota completed the first undefeated season in NCAA history at 41-0 with a 6-3 victory against Boston U. in the championship game in its home rink.
- 2014** Clarkson becomes the first team from the East, and just fourth different team overall, to win the NCAA title, with a 5-4 win against Minnesota at Quinnipiac.
- 2015** Minnesota wins its record-tying fifth title on its home ice in front of a sellout crowd, 4-1 against Harvard.
- 2016** Minnesota defended its NCAA crown and won for a record-setting sixth time in part thanks to the return of USA Olympian Amanda Kessel.
- 2017** The tournament featured shut outs in five of the seven tournament games, including the national championship game, which saw Clarkson wins its second NCAA title, 3-0 against Wisconsin in St. Charles, Mo.
- 2018** Clarkson needed overtime in all three of its tournament contests, including a 2-1 win over Colgate, to win the NCAA title.
- 2019** Wisconsin became the first team in tournament history to shut out all three of its opponents en route to the NCAA title.
- 2020** *Selections for the tournament were held, but prior to competition taking place, the tournament was canceled due to the COVID-19 pandemic.*
- 2021** Mark Johnson won a tournament record sixth championship with Wisconsin, who tied Minnesota for most NCAA titles.
- 2022** Nadine Muzerall, in only her sixth season, won a program first NCAA title with Ohio St.

ENTERING THE NCAA TOURNAMENT, THESE TEAMS...

...HAD THE MOST WINS

Year	Team (Coach)	Record	Tournament Result
2013	Minnesota (Brad Frost)	38-0-0	3-0, CHAMPION
2016	Boston College (Katie Crowley)	38-0-0	2-1, Second Place
2014	Minnesota (Brad Frost)	36-1-1	2-1, Second Place
2011	Wisconsin (Mark Johnson)	34-2-2	3-0, CHAMPION
2016	Wisconsin (Mark Johnson)	34-3-1	1-1, Third Place (Tied)
2007	Wisconsin (Mark Johnson)	33-1-4	3-0, CHAMPION
2005	Minnesota (Laura Halldorson)	33-2-2	3-0, CHAMPION
2006	Wisconsin (Mark Johnson)	33-4-1	3-0, CHAMPION
2015	Boston College (Katie King-Crowley)	33-2-2	1-1, Third Place (Tied)
2018	Clarkson (Matt Desrosiers)	33-4-1	3-0, CHAMPION

...HAD THE HIGHEST WINNING PERCENTAGES

Year	Team (Coach)	Record	Pct.*	Tournament Result
2013	Minnesota (Brad Frost)	38-0	1.000	3-0, CHAMPION
2016	Boston College (Katie King-Crowley)	38-0	1.000	2-1, Second Place
2008	Harvard (Katey Stone)	31-1	.969	1-1, Third Place (Tied)
2014	Minnesota (Brad Frost)	36-1-1	.961	2-1, Second Place
2021	Northeastern (Dave Flint)	20-1-1	.932	2-1 Second Place
2007	Mercyhurst (Michael Sisti)	32-1-3	.930	0-1
2006	New Hampshire (Brian McCloskey)	32-2-1	.929	1-1, Third Place (Tied)
2011	Cornell (Doug Derraugh)	30-2-1	.924	1-1, Third Place (Tied)
2007	Wisconsin (Mark Johnson)	33-1-4	.921	3-0, CHAMPION
2011	Wisconsin (Mark Johnson)	34-2-2	.921	3-0, CHAMPION

*Ties computed as half won, half lost.

...HAD THE MOST LOSSES

Year	Team (Coach)	Record	Tournament Result
2019	Syracuse (Paul Flanagan)	13-21-3	0-1, First Round
2015	Rochester Inst. (Scott McDonald)	15-18-5	0-1, First Round
2018	Northeastern (Dave Flint)	19-16-3	0-1, First Round
2018	Mercyhurst (Michael Sisti)	18-14-4	0-1, First Round
2012	Boston U. (Brian Durocher)	23-13-1	0-1, First Round

Year	Team (Coach)	Record	Tournament Result
2006	Harvard (Katey Stone)	18-12-4	0-1, First Round
2014	Boston U. (Brian Durocher)	23-12-1	0-1, First Round
2010	Clarkson (Matt & Shannon Desrosiers)	23-11-5	0-1, First Round
2011	Dartmouth (Mark Hudak)	22-11	0-1, First Round
2012	North Dakota (Brian Idalski)	22-11-3	0-1, First Round
2013	North Dakota (Brian Idalski)	26-11-1	0-1, First Round
2019	Boston College (Katie King-Crowley)	16-11-1	0-1, First Round
2022	Minn. Duluth (Maura Crowell)	24-11-1	3-1, Second Place
2022	Clarkson (Matt Desrosiers)	22-11-3	0-1, First Round

...HAD THE LOWEST WINNING PERCENTAGES

Year	Team (Coach)	Record	Pct.*	Tournament Result
2019	Syracuse (Paul Flanagan)	13-21-3	.392	0-1, First Round
2015	Rochester Inst. (Scott McDonald)	15-18-5	.461	0-1, First Round
2018	Northeastern (Dave Flint)	19-16-3	.539	0-1, First Round
2018	Mercyhurst (Michael Sisti)	18-14-4	.556	0-1, First Round
2022	Syracuse (Paul Flanagan)	15-10-6	.581	0-1, First Round
2006	Harvard (Katey Stone)	18-12-4	.588	0-1, First Round
2010	Boston U. (Brian Durocher)	17-8-12	.622	0-1, First Round
2021	Providence (Matt Kelly)	12-7-1	.625	0-1, First Round
2016	Mercyhurst (Michael Sisti)	19-10-5	.632	0-1, First Round
2012	Boston U. (Brian Durocher)	23-13-1	.635	0-1, First Round
2005	Providence (Bob Deraney)	21-10-5	.653	0-1, First Round
2012	North Dakota (Brian Idalski)	22-11-3	.653	0-1, First Round
2014	Boston U. (Brian Durocher)	23-12-1	.653	0-1, First Round
2020	Mercyhurst (Michael Sisti)	21-10-5	.653	No Tournament
2022	Clarkson (Matt Desrosiers)	22-11-3	.653	0-1, First Round

*Ties computed as half won, half lost.

...HAD THE MOST TIES

Year	Team (Coach)	Record	Tournament Result
2010	Boston U. (Brian Durocher)	17-8-12	0-1, First Round
2006	Mercyhurst (Michael Sisti)	23-7-6	0-1, First Round
2008	Dartmouth (Mark Hudak)	18-8-6	0-1, First Round
2010	Cornell (Doug Derraugh)	19-8-6	2-1, Second Place
2011	Boston College (Katie King-Crowley)	23-6-6	1-1, Third Place (Tied)
2017	Robert Morris (Paul Colontino)	24-4-6	0-1, First Round
2019	Cornell (Doug Derraugh)	23-5-6	1-1, Third Place (Tied)
2020	Clarkson (Matt Desrosiers)	25-6-6	No Tournament
2020	Ohio St. (Nadine Muzerall)	24-8-6	No Tournament
2022	Syracuse (Paul Flanagan)	15-10-6	0-1, First Round

SEEDING HISTORY

The National Collegiate Women's Ice Hockey Committee seeded all four teams from 2001 to 2004. After the bracket was extended to eight teams in 2005, only two teams were seeded. In 2007, it went back to a four-team seeding.

FARTHEST SEEDS HAVE ADVANCED

Seed	Best Finish
#1	CH—Minn. Duluth 2003, Minnesota 2004-05, Wisconsin 2007-09-11, Minnesota 2013-15, Clarkson 2018, Wisconsin 2019, Ohio St. 2022
#2	CH—Minn. Duluth 2001-02-08-10, Wisconsin 2006-21, Minnesota 2012, Clarkson 2017
#3	CH—Clarkson 2014, Minnesota 2016
#4	2d—St. Lawrence 2001

HOW THE SEEDS HAVE FARED...

ROUND-BY-ROUND—2001-22

Seed	QF	NSF	N3d	CH	Total
#1	17-0	16-6	0-1-2	11-5	44-12-2
#2	12-5	12-5	0-0	8-4	32-14
#3	12-3	7-8	2-1	2-5	23-17
#4	7-8	1-9	1-1	0-1	9-19
Total	48-16	36-28	3-3-2	21-15	108-62-2

WON-LOST-TIED RECORDS OF SEEDS

Year	#1	#2	#3	#4
2001	0-2	2-0	1-1	1-1
2002	0-2-2	3-1	0-0	0-0
2003	2-0	1-1	0-2	1-1
2004	2-0	1-1	1-1	0-2
2005	3-0	0-1	0-0	0-0
2006	1-1	3-0	0-0	0-0
2007	3-0	0-1	0-1	0-1
2008	1-1	3-0	1-1	0-1
2009	3-0	1-1	2-1	0-1
2010	1-1	3-0	1-1	0-1
2011	3-0	1-1	2-1	1-1
2012	2-1	3-0	1-1	1-1
2013	3-0	0-1	2-1	1-1
2014	2-1	0-1	3-0	1-1
2015	3-0	1-1	2-1	1-1
2016	2-1	1-1	3-0	0-1
2017	2-1	3-0	0-1	1-1
2018	3-0	1-1	2-1	0-1
2019	3-0	2-1	0-1	1-1
2020	N/A	N/A	N/A	N/A
2021	2-1	3-0	1-1	0-1
2022	3-0	0-1	1-1	0-1
Total	44-12-2	32-14	23-17	9-19

ANNUAL SCORING LEADERS

Year	Player, School	Goals	Assists	Points
2001	Maria Rooth, Minn. Duluth	4	2	6
2002	Kristy Zamora, Brown	3	0	3
2003	Caroline Ouellette, Minn. Duluth	2	2	4
	Julie Chu, Harvard	2	2	4
	Hanne Sikio, Minn. Duluth	3	1	4
2004	Krissy Wendell, Minnesota	4	4	8
2005	Natalie Darwitz, Minnesota	3	9	12
2006	Bobbi Ross, Minnesota	4	0	4
2007	Sara Bauer, Wisconsin	1	6	7
2008	Haley Irwin, Minn. Duluth	1	5	6
2009	Hilary Knight, Wisconsin	5	7	12
2010	Emily West, Minnesota	3	2	5
	Emmanuelle Blais, Minn. Duluth	3	2	5
2011	Meghan Duggan, Wisconsin	2	3	5
	Hilary Knight, Wisconsin	1	4	5
2012	Sarah Erickson, Minnesota	3	3	6
	Amanda Kessel, Minnesota	3	3	6
2013	Amanda Kessel, Minnesota	3	3	6
	Marie Philip-Poulin, Boston U.	3	3	6
2014	Kelly Terry, Minnesota	4	4	8
2015	Hannah Brandt, Minnesota	3	4	7
2016	Alex Carpenter, Boston College	2	4	6
	Amanda Kessel, Minnesota	5	1	6
	Haley Skarupa, Boston College	3	3	6
2017	Genevieve Bannon, Clarkson	1	6	7
2018	Breanne Wilson-Bennett, Colgate	4	2	6
2019	Annie Pankowski, Wisconsin	5	0	5
	Sarah Potomak, Minnesota	3	2	5
2020	N/A			
2021	Skylar Fontaine, Northeastern	3	2	5
2022	Elizabeth Giguere, Minn. Duluth	1	5	6

NCAA WOMEN'S ICE HOCKEY CHAMPIONSHIP COMMITTEE

CHAIRS

(Chronological)

Name	Affiliation	Years
Carolyn Campbell-McGovern	Ivy League	2001-04
Steve Metcalf	New Hampshire	2005-06
Zafir Bludevich	Saint Michael's	2007-08
Jeffrey Schulman	Vermont	2009-10
Chris Schneider	Ohio St.	2011-13
Megan McHugo	Ivy League	2014
Jack McDonald	Quinnipiac	2015
Sarah Fraser	Brown	2016-18
Abbey Strong	Minn. Duluth	2019-20
Kate McAfee	Hockey East	2020-21
Anita Brenner	Ivy League	2021-22
*Jeremy Gibson	Merrimack	2022-

*Current chairperson.

ROSTER

(Alphabetical)

Name	Affiliation	Years
Jackie Barto	Ohio St.	2001-05
Josh Berto	Minn. Duluth	2021-22
Zafir Bludevich	Saint Michael's	2005-08
Amanda Braun	Northeastern	2012-13
Anita Brenner	Cornell	2019-22
Carolyn Campbell-McGovern	Ivy League	2001-04
Katie Crowley	Boston College	2018-22
Paul Flanagan	Syracuse	2020-21
Sarah Fraser	Brown	2015-18
*Jeremy Gibson	Merrimack	2022-
Jeffrey Giesen	St. Cloud St.	2012-13
Mike Guastelle	Sacred Heart	2022
Laura Halldorson	Minnesota	2005-08
Nate Handrahan	Robert Morris	2008-11
Mark Johnson	Wisconsin	2013-16
Karen Kay	New Hampshire	2001-02
Kate McAfee	New Hampshire/Hockey East	2020-21
*Shelley Looney	Lindenwood	2022-
*William Martinov	LIU	2022-
Jack McDonald	Quinnipiac	2013-15
Megan McHugo	Ivy League	2011-14
Steve Metcalf	New Hampshire	2002-06
Shannon Miller	Minn. Duluth	2001-04, 2010-12

Name	Affiliation	Years
*Cara Morey	Princeton	2022-
Frank O'Brien	Wis.-Stevens Point	2001
*Janine Oman	Ohio St.	2022-
Nick Reggio	Providence	2016-17
Russell Reilly	Middlebury	2001
Chris Schneider	Ohio St.	2008-13
Jeffrey Schulman	Vermont	2007-10
Rick Seeley	Quinnipiac	2012
Michael Sisti	Mercyhurst	2016-19
Katey Stone	Harvard	2005-08
Abbey Strong	Minn. Duluth	2017-20
Jeff Vizenor	Minn. St. Mankato	2008-09

*Current member.

COACHING RECORDS

Coaching Facts.....	37
Team-By-Team Won-Lost-Tied Records.....	39
All-Time Coaches.....	41

COACHING FACTS

TOURNAMENT APPEARANCES

16—Mark Johnson, Wisconsin, 2005-06-07-08-09-11-12-14-15-16-17-18-19-20-21-22
14—Brad Frost, Minnesota, 2008-09-10-11-12-13-14-15-16-17-18-19-20-22
13—Michael Sisti, Mercyhurst, 2005-06-07-08-09-10-11-12-13-14-16-18-20
12—Katey Stone, Harvard, 2001-03-04-05-06-07-08-10-13-14-15-22
11—Katie King-Crowley, Boston College, 2009-11-12-13-14-15-16-17-18-19-21
10—Shannon Miller, Minn. Duluth, 2001-02-03-05-06-07-08-09-10-11
10—Matt Desrosiers, Clarkson, 2010-13-14-15-16-17-18-19-20-22
8—Doug Derraugh, Cornell, 2010-11-12-13-14-17-19-20
8—Paul Flanagan, St. Lawrence, 2001-04-05-06-07-08; Syracuse 2019-22
6—Brian Durocher, Boston U., 2010-11-12-13-14-15
6—Dave Flint, Northeastern, 2016-18-19-20-21-22
6—Mark Hudak, Dartmouth, 2004-05-07-08-09-11
5—Laura Halldorson, Minnesota, 2002-03-04-05-06
5—Brian McCloskey, New Hampshire, 2006-07-08-09-10

CONSECUTIVE TOURNAMENT APPEARANCES

13—Brad Frost, Minnesota, 2008-20
10—Michael Sisti, Mercyhurst, 2005-16
10—Katie King Crowley, Boston College, 2011-21
9—Mark Johnson, Wisconsin, 2014-22
8—Matt Desrosiers, Clarkson, 2013-20
7—Shannon Miller, Minn. Duluth, 2005-11
6—Katey Stone, Harvard, 2003-08
6—Brian Durocher, Boston U., 2010-15
5—Laura Halldorson, Minnesota, 2002-06
5—Paul Flanagan, St. Lawrence, 2004-08
5—Mark Johnson, Wisconsin, 2005-09
5—Brian McCloskey, New Hampshire, 2006-10
5—Doug Derraugh, Cornell, 2010-14

TOURNAMENT WINS

29—Mark Johnson, Wisconsin, 2006-22
19—Brad Frost, Minnesota, 2008-19
15—Shannon Miller, Minn. Duluth, 2001-11
11—Matt Desrosiers, Clarkson, 2010-22
8—Katey Stone, Harvard, 2001-22
7—Laura Halldorson, Minnesota, 2002-06
7—Katie King Crowley, Boston College, 2009-21
6—Paul Flanagan, St. Lawrence, 2001-08; Syracuse 2022

TOURNAMENT WINNING PERCENTAGE

(Minimum four games)

.763—Mark Johnson, Wisconsin, 2005-21 (29-9)
.750—Shannon Miller, Minn. Duluth, 2001-11 (15-5)
.714—Nadine Muzerall, Ohio St., 2018-22 (5-2)
.679—Brad Frost, Minnesota, 2008-22 (19-9)
.647—Matt Desrosiers, Clarkson 2010-22 (11-6)
.625—Laura Halldorson, Minnesota, 2001-06 (7-4-1)
.600—Shannon Desrosiers, Clarkson 2010-14 (3-2)

FROZEN FOUR APPEARANCES

13—Mark Johnson, Wisconsin, 2006-21
9—Brad Frost, Minnesota, 2009-19
7—Shannon Miller, Minn. Duluth, 2001-10
6—Katie King Crowley, Boston College 2009-21
6—Katey Stone, Harvard, 2001-15
5—Laura Halldorson, Minnesota, 2002-06

5—Paul Flanagan, St. Lawrence, 2001-07

5—Matt Desrosiers, Clarkson, 2010-19

CONSECUTIVE FROZEN FOUR APPEARANCES

7—Mark Johnson, Wisconsin, 2014-21

6—Brad Frost, Minnesota, 2012-17

5—Laura Halldorson, Minnesota, 2002-06

4—Paul Flanagan, St. Lawrence, 2004-07

4—Mark Johnson, Wisconsin, 2006-09

4—Shannon Miller, Minn. Duluth, 2007-10

4—Matt Desrosiers, Clarkson, 2016-19

3—Shannon Miller, Minn. Duluth, 2001-03

3—Katey Stone, Harvard, 2003-05

3—Doug Derraugh, Cornell, 2010-12

3—Katie King Crowley, Boston College, 2011-13

3—Katie King Crowley, Boston College, 2015-17

FROZEN FOUR WINS

15—Mark Johnson, Wisconsin, 2006-21 (15-7)

11—Shannon Miller, Minn. Duluth, 2001-10 (11-2)

10—Brad Frost, Minnesota, 2009-19 (10-5)

6—Matt Desrosiers, Clarkson, 2014-19 (6-2)

5—Laura Halldorson, Minnesota, 2002-06 (5-4-1)

5—Katey Stone, Harvard, 2001-15 (5-6)

3—Paul Flanagan, St. Lawrence, 2001-07 (3-5)

FROZEN FOUR WINNING PERCENTAGE

(Minimum four games)

.846—Shannon Miller, Minn. Duluth, 2001-10 (11-2)

.750—Matt Desrosiers, Clarkson, 2014-19 (6-2)

.682—Mark Johnson, Wisconsin, 2006-21 (15-7)

.667—Brad Frost, Minnesota, 2009-19 (10-5)

.550—Laura Halldorson, Minnesota, 2002-06 (5-4-1)

.500—Brian Durocher, Boston U., 2012-13 (2-2)

.500—Nadine Muzerall, Ohio St., 2018-22 (2-2)

NCAA CHAMPIONSHIPS

6—Mark Johnson, Wisconsin, 2006-07-09-11-19-21

5—Shannon Miller, Minn. Duluth, 2001-02-03-08-10

4—Brad Frost, Minnesota, 2012-13-15-16

3—Matt Desrosiers, Clarkson, 2014-18

2—Laura Halldorson, Minnesota, 2004-05

TEAM-BY-TEAM WON-LOST-TIED RECORDS

(Notes: Third-place game discontinued after 2005. Since then, both teams defeated in the semifinals are awarded third place. In 2020, teams were selected but no games were played. The eight coaches have been awarded a year of participation for this selection, but no records were changed.)

BY COACH

(25 Teams)

Coach (Alma Mater) Years in Tournament	Yrs.	W	L	Ti	CH	2d	3d	4th
BOSTON COLLEGE								
Tom Mutch (Northeastern '92), 2007	1	1	1	0	0	0	1	0
Katie King Crowley (Brown '97), 2009, 11, 12, 13, 14, 15, 16, 17, 18, 19, 21	11	7	11	0	0	1	5	0
TOTAL	12	8	12	0	0	1	6	0
BOSTON U.								
Brian Durocher (Boston U. '78) 2010, 11, 12, 13, 14, 15	6	4	6	0	0	2	0	0
TOTAL	6	4	6	0	0	2	0	0
BROWN								
Digit Murphy (Cornell '93) 2002	1	1	1	0	0	1	0	0
TOTAL	1	1	1	0	0	1	0	0
CLARKSON								
*Matt Desrosiers (St. Lawrence '01) 2010, 13, 14-CH, 15, 16, 17-CH, 18-CH, 19, 20, 22	10	11	6	0	3	0	2	0
*Shannon Desrosiers (St. Lawrence '03) 2010, 13, 14-CH	3	3	2	0	1	0	0	0
TOTAL	13	14	8	0	4	0	2	0
COLGATE								
Greg Fargo (Elmira '06) 2018, 21, 22	3	2	3	0	0	1	0	0
TOTAL	3	2	3	0	0	1	0	0
CORNELL								
Doug Derraugh (Cornell '91) 2010, 11, 12, 13, 14, 17, 19, 20	8	5	7	0	0	1	3	0
TOTAL	8	5	7	0	0	1	3	0
DARTMOUTH								
Judy Oberting (Dartmouth '91) 2001, 03	2	1	3	0	0	0	1	1
Mark Hudak (Army '89) 2004, 05, 07, 08, 09, 11	6	1	8	0	0	0	0	2
TOTAL	8	2	11	0	0	0	1	3
HARVARD								
Katey Stone (New Hampshire '89) 2001, 03, 04, 05, 06, 07, 08, 10, 13, 14, 15, 22	12	8	12	0	0	4	2	0
TOTAL	12	8	12	0	0	4	2	0
MERCYHURST								
Michael Sisti (Canisius '90) 2005, 06, 07, 08, 09, 10, 11, 12, 13, 14, 16, 18, 20	13	5	12	0	0	1	3	0
TOTAL	13	5	12	0	0	1	3	0
MINNESOTA								
Laura Halldorson (Princeton '85) 2002, 03, 04-CH, 05-CH, 06	5	7	4	1	2	1	1	1
Brad Frost (Bethel [MN] '96) 2008, 09, 10, 11, 12-CH, 13-CH, 14, 15-CH, 16-CH, 17, 18, 19, 20, 22	14	19	9	0	4	2	3	0
TOTAL	19	26	13	1	6	3	4	1
MINN. DULUTH								
Shannon Miller (Saskatchewan '85) 2001-CH, 02-CH, 03-CH, 05, 06, 07, 08-CH, 09, 10-CH, 11	10	15	5	0	5	1	1	0
Maura Crowell (Colgate '02) 2017, 21, 22	3	4	3	0	0	1	1	0
TOTAL	13	19	8	0	5	2	2	0
NEW HAMPSHIRE								

Brian McCloskey (Dartmouth '77) 2006, 07, 08, 09, 10	5	2	5	0	0	0	2	0
TOTAL	5	2	5	0	0	0	2	0
NIAGARA								
Margot Page (McMaster '87) 2002	1	0	1	1	0	0	1	0
TOTAL	1	0	1	1	0	0	1	0
NORTH DAKOTA								
Brian Idalski (Wis.-Stevens Point '01) 2012, 13	2	0	2	0	0	0	0	0
TOTAL	2	0	2	0	0	0	0	0
NORTHEASTERN								
Dave Flint (Mass. Liberal Arts '93) 2016, 18, 19, 20, 21, 22	6	3	5	0	0	1	1	0
TOTAL	6	3	5	0	0	1	1	0
OHIO ST.								
Nadine Muzerall (Minnesota '01) 2018, 20, 21, 22-CH	4	5	2	0	1	0	2	0
TOTAL	4	5	2	0	1	0	2	0
PRINCETON								
Jeff Kampersal (Princeton '92) 2006, 16	2	0	2	0	0	0	0	0
Cara Morey (Brown '01) 2019, 20	2	0	1	0	0	0	0	0
TOTAL	4	0	3	0	0	0	0	0
PROVIDENCE								
Bob Deraney (Boston U. '87) 2005	1	0	1	0	0	0	0	0
Matt Kelly (Wayne St. (MI) '07) 2021	1	0	1	0	0	0	0	0
TOTAL	2	0	2	0	0	0	0	0
QUINNIPIAC								
Rick Seeley (Elmira '87) 2015	1	0	1	0	0	0	0	0
Cassandra Turner (Brown '03) 2016, 22	2	1	2	0	0	0	0	0
TOTAL	3	1	3	0	0	0	0	0
ROBERT MORRIS								
Paul Colontino (Mercyhurst '00) 2017, 21	2	0	2	0	0	0	0	0
TOTAL	2	0	2	0	0	0	0	0
RIT								
Scott McDonald (Niagara '00) 2015	1	0	1	0	0	0	0	0
TOTAL	1	0	1	0	0	0	0	0
ST. LAWRENCE								
Paul Flanagan (St. Lawrence '85) 2001, 04, 05, 06, 07, 08	6	6	6	0	0	1	4	0
Chris Wells (St. Lawrence '92) 2009, 12, 17	3	0	3	0	0	0	0	0
TOTAL	9	6	9	0	0	1	4	0
SYRACUSE								
Paul Flanagan (St. Lawrence '85) 2019, 22	2	0	2	0	0	0	0	0
TOTAL	2	0	2	0	0	0	0	0
WISCONSIN								
Mark Johnson (Wisconsin '94) 2005, 06-CH, 07-CH, 08, 09-CH, 11-CH, 12, 14, 15, 16, 17, 18, 19-CH, 20, 21-CH, 22	16	29	9	0	6	3	4	0
TOTAL	16	29	9	0	6	3	4	0
YALE								
Mark Bolding (Norwich '95) 2022	1	1	1	0	0	0	1	0
TOTAL	1	1	1	0	0	0	1	0

CH—NCAA championships. *Co-head coaches until 2014-15 season.

ALL-TIME COACHES

(33 Coaches)

Coach (Alma Mater) School, Years in Tournament	Yrs.	Won	Lost	Tied	Pct.	CH	FF
Mark Bolding (Norwich '95) Yale 2022	1	1	1	0	.500	0	1
Paul Colontino (Mercyhurst '00) Robert Morris 2017, 21	2	0	2	0	.000	0	0
Maura Crowell (Colgate '02) Minn. Duluth 2017, 21, 22	3	4	3	0	.571	0	2
Katie King Crowley (Brown '97) Boston College 2009, 11, 12, 13, 14, 15, 16, 17, 18, 19, 21	11	7	11	0	.389	0	6
Bob Deraney (Boston U. '87) Providence 2005	1	0	1	0	.000	0	0
Doug Derragh (Cornell '91) Cornell 2010, 11, 12, 13, 14, 17, 19, 20	8	5	7	0	.417	0	4
Matt Desrosiers (St. Lawrence '01) Clarkson 2010, 13, 14-CH, 15, 16, 17-CH, 18-CH, 19, 20, 22	10	11	6	0	.647	3	5
Shannon Desrosiers (St. Lawrence '03) Clarkson 2010, 13, 14-CH	3	3	2	0	.600	1	1
Brian Durocher (Boston U. '78) Boston U. 2010, 11, 12, 13, 14, 15	6	4	6	0	.400	0	2
Greg Fargo (Elmira '06) Colgate 2018, 21, 22	3	2	3	0	.400	0	1
Paul Flanagan (St. Lawrence '85) St. Lawrence 2001, 04, 05, 06, 07, 08; Syracuse 2019, 22	8	6	8	0	.429	0	5
Dave Flint (Mass. Liberal Arts '93) Northeastern 2016, 18, 19, 20, 21, 22	6	3	5	0	.375	0	2
Brad Frost (Bethel [MN] '96) Minnesota 2008, 09, 10, 11, 12-CH, 13-CH, 14, 15-CH, 16-CH, 17, 18, 19, 20, 22	14	19	9	0	.679	4	9
Laura Halldorson (Princeton '85) Minnesota 2002, 03, 04-CH, 05-CH, 06	5	7	4	1	.625	2	5
Mark Hudak (Army '89) Dartmouth 2004, 05, 07, 08, 09, 11	6	1	8	0	.111	0	2
Brian Idalski (Wis.-Stevens Point '01) North Dakota 2012, 13	2	0	2	0	.000	0	0
Mark Johnson (Wisconsin '94) Wisconsin 2005, 06-CH, 07-CH, 08, 09-CH, 11-CH, 12, 14, 15, 16, 17, 18, 19-CH, 20, 21-CH, 22	16	29	9	0	.763	6	13
Jeff Kampersal (Princeton '92) Princeton 2006, 16	2	0	2	0	.000	0	0
Matt Kelly (Wayne St. (MI) '07) Providence 2021	1	0	1	0	.000	0	1
Brian McCloskey (Dartmouth '77) New Hampshire 2006, 07, 08, 09, 10	5	2	5	0	.286	0	2
Scott McDonald (Niagara '00) RIT 2015	1	0	1	0	.000	0	0
Shannon Miller (Saskatchewan '85) Minn. Duluth 2001-CH, 02-CH, 03-CH, 05, 06, 07, 08-CH, 09, 10-CH, 11	10	15	5	0	.750	5	7
Cara Morey (Brown '01) Princeton 2019	1	0	1	0	.000	0	0
Digit Murphy (Cornell '93) Brown 2002	1	1	1	0	.500	0	1
Tom Mutch (Northeastern '92) Boston College 2007	1	1	1	0	.500	0	1
Nadine Muzerall (Minnesota '01) Ohio St. 2018, 20, 21, 22	4	5	2	0	.714	1	3
Judy Oberling (Dartmouth '91) Dartmouth 2001, 03	2	1	3	0	.250	0	2
Margot Page (McMaster '87) Niagara 2002	1	0	1	1	.250	0	1
Rick Seeley (Elmira '87) Quinnipiac 2015	1	0	1	0	.000	0	0
Michael Sisti (Canisius '90) Mercyhurst 2005, 06, 07, 08, 09, 10, 11, 12, 13, 14, 16, 18, 20	13	5	12	0	.294	0	4
Katey Stone (New Hampshire '89) Harvard 2001, 03, 04, 05, 06, 07, 08, 10, 13, 14, 15, 22	12	8	12	0	.400	0	6
Cassandra Turner (Brown '03) Quinnipiac 2016, 22	2	1	3	0	.250	0	0
Chris Wells (St. Lawrence '92) St. Lawrence 2009, 12, 17	3	0	3	0	.000	0	0

CH—NCAA championships; FF—Frozen Four appearances.

ALL-TIME TOURNAMENT FIELD

Team Champions.....43

ALL-TIME CHAMPIONS

2001 CHAMPIONSHIP GAME, MARCH 25 AT MINNEAPOLIS

MINN. DULUTH 4, ST. LAWRENCE 2

St. Lawrence	1	0	1	—	2
Minn. Duluth	1	2	1	—	4

First Period: ST — Amanda Sargeant (Jessica Wilson, Shannon Smith), 11:22 (pp); MD — Jenny Hempel (Navada Russell), 17:40. **Penalties:** MD — Hempel (high-sticking), 11:03; ST — Colleen Coakley (holding), 15:13.

Second Period: MD — Maria Rooth (Russell), 5:36; MD — Hanne Sikio (Sanna Peura), 16:05. **Penalties:** ST — Gina Kingsbury (holding), 7:31; MD — Brittny Ralph (hooking), 8:35; ST — Isabelle Chartrand (body checking), 9:29.

Third Period: MD — Laurie Alexander (Rooth), 5:22. ST — Chartrand (Kingsbury), 19:06 (pp). **Penalties:** MD — Bench (delay of game), :00; MD — Russell (interference), 18:30.

Shots on goal: St. Lawrence 12-2-17 — 31; Minn. Duluth 15-13-8 — 36. **Saves:** St. Lawrence (Rachel Barrie) 32; Minn. Duluth (Tuula Puputti) 30. **Total Penalties:** St. Lawrence 3 for 6 minutes; Minn. Duluth 4 for 8 minutes. **Power Plays:** St. Lawrence 2 for 3; Minn. Duluth 0 for 3. **Officials:** Referee — Eric Schmakel. Assistant Referees — Pat Silva, Julie Piacentini. **Attendance:** 3,079.



2001 Minn. Duluth — Team members: Tuula Puputti, Jenny Hempel, Leah Wrazidlo, Erika Holst, Joanne Eustace, Hanne Sikio, Kellie Frick, Navada Russell, Brittny Ralph, Tricia Guest, Laurie Alexander, Sheena Podovinnikoff, Michelle McAteer, Sanna Peura, Shannon Mikel, Maria Rooth, Jessi Flink, Jenni Venho, Satu Kiipele, Riana Burke, Jessica Smith, Pamela Pachal. Head Coach: Shannon Miller. Assistant Coaches: Stacy Wilson, Shawna Davidson, Manon Rheume. Athletic Trainer: Deanna Skandel. Equipment Manager: Rick Menz. Sports Information: Ira Turunen.

2002 CHAMPIONSHIP GAME, MARCH 24 AT DURHAM, N.H.

MINN. DULUTH 3, BROWN 2

Brown	1	1	0	—	2
Minn. Duluth	1	1	1	—	3

First Period: B — Kristy Zamora (Jessica Link), 11:26; MD — Kristina Petrovskaia (Tricia Guest), 13:11. **Penalties:** MD — Petrovskaia (interference), 6:23; B — Marguerite McDonald (charging), 8:24; MD — Jenny Hempel (high-sticking), 15:10; B — Mandy McCurdy (body checking), 17:31.

Second Period: MD — Erika Holst (Laurie Alexander), 11:09; B — Zamora (Kerry Nugent, Link), 13:59. **Penalties:** B — Cassie Turner (roughing), :48; MD — Joanne Eustace (obstruction-interference), 12:19; B — Meredith Ostrander (cross-checking), 13:23.


Third Period: MD — Guest (unassisted), 15:04. **Penalties:** MD — Alexander (holding), 6:54.

Shots on goal: Brown 8-11-16 — 35; Minn. Duluth 14-10-7 — 31. **Saves:** Brown (Pam Dreyer) 28; Minn. Duluth (Patricia Soutter) 33. **Total Penalties:** Brown 4 for 8 minutes; Minn. Duluth 4 for 8 minutes. **Power Plays:** Brown 0 for 4; Minn. Duluth 0 for 4. **Officials:** Referee — Bob Ritchie; Assistant Referees — Lisa Schlatter, Kelli O'Brian. **Attendance:** 3,102.



2002 Minn. Duluth — Front row (left to right): Patricia Sautter, Jessi Flink, Jenny Hempel, Maria Rooth, Tuula Puputti, Navada Russell, Shannon Mikel, Michelle McAteer, Maghan Grah. Middle row: Women's Hockey Sports Information Director Ira Turunen, Athletic Trainer Deanna Peterson, Equipment Manager Rick Menz, Satu Kiipele, Erika Holst, Laurie Alexander, Hanne Sikio, Julianne Vasichuk, Jessica Smith, Tricia Guest, Assistant Coach Shawna Davidson, Assistant Coach Stacy Wilson, Head Coach Shannon Miller. Back row: Nora Tallus, Julie Fearing, Meghan Stotts, Joanne Eustace, Larissa Luther, Leah Kasper, Kristina Petrovskaia, Heather Tudahl.

2003 CHAMPIONSHIP GAME, MARCH 23 AT DULUTH, MINN.



2003 Minn. Duluth — Front row (left to right): Lisa Hagen, Joanne Eustace, Nevada Russell, Maria Rooth, Patricia Sautter, Hanne Sikio, Erika Holst, Michelle McAteer, Jenny Hempel, Shannon Kasperek. Middle row: Women's Hockey Sports Information Director Ira Turunen, Athletic Trainer Deanna Peterson, Equipment Manager Rick Menz, Larissa Luther, Satu Kiipli, Caroline Ouellette, Julianne Vasichek, Tricia Guest, Bethany Petersen, Julie Fearing, Assistant Coach Shawna Davidson, Assistant Coach Stacy Wilson, Head Coach Shannon Miller. Back row: Nora Tallus, Krista McArthur, Amelia Hradsky, Meghan Stotts, Leah Kasper, Kristina Petrovskaia, Jenny Potter.

MINN. DULUTH 4, HARVARD 3 (2 OT)

Harvard	0	3	0	0	0	—	3
Minn. Duluth	2	1	0	0	1	—	4

First Period: MD — Caroline Ouellette (Jenny Potter), 5:17; MD — Hanne Sikio (unassisted), 12:30. **Penalties:** MD — Julianne Vasichek (body checking), 2:08; H — Angela Ruggiero (obstruction-interference), 3:11.

Second Period: H — Jennifer Botterill (unassisted), :21; H — Lauren McAuliffe (Nicole Corriero, Jamie Hagerman), :44; H — Corriero (Hagerman, Ashley Banfield), 14:46; MD — Sikio (Joanne Eustace), 17:34. **Penalties:** H — Ruggiero (roughing), 1:47; MD — Nora Tallus (roughing), 1:47; H — McAuliffe (delay of game), 2:33; MD — Tallus (obstruction-interference), 12:45; H — Hagerman (tripping), 16:17; MD — Tallus (roughing), 17:03; H — Julie Chu (roughing), 18:07; MD — Tricia Guest (roughing), 18:07.

Third Period: No scoring. **Penalties:** MD — Larissa Luther (cross-checking), 1:53; H — Ruggiero (holding), 4:54; MD — Tallus (boarding), 5:55; H — Ruggiero (interference), 15:05; H — Ruggiero (misconduct), 15:05; MD — Vasichek (holding), 15:17.

First Overtime: No Scoring. **Penalties:** None.

Second Overtime: MD — Tallus (Erika Holst, Eustace), 4:19. **Penalties:** None.

Shots on goal: Harvard 5-11-12-14-2 — 44; Minn. Duluth 5-13-10-10-3 — 41. **Saves:** Harvard (Jessica Ruddock) 37; Minn. Duluth (Patricia Sautter) 41. **Total Penalties:** Harvard 8 for 24 minutes; Minn. Duluth 8 for 16 minutes. **Power Plays:** Harvard 0 for 6; Minn. Duluth 0 for 5. **Officials:** Referee — Brad Shepherd; Assistant Referees — Danyel Howard, Pat Silva. **Attendance:** 5,167.

2004 CHAMPIONSHIP GAME, MARCH 28 AT PROVIDENCE, R.I.



2004 Minnesota — Front row (left to right): Jody Horak, Goalie Coach Jeff Moen, Assistant Coach Joel Johnson, La Toya Clarke, Kelsey Bills, Head Coach Laura Halldorson, Assistant Coach Brad Frost, Brenda Reinen. Middle row: Athletic Trainer Amy Hamilton, Natalie Darwitz, Ashley Albrecht, Kelly Stephens, Chelsey Brodt, Melissa Coulombe, Becky Wacker, Stacy Troumbly, Andrea Nichols, Equipment Manager Bonnie Olein. Back row: Lyndsay Wall, Jerilyn Glenn, Krista Johnson, Allie Sanchez, Noelle Sutton, Krissy Wendell, Danielle Ashley, Maggie Souba.

MINNESOTA 6, HARVARD 2

Harvard	1	1	0	—	2
Minnesota	0	2	4	—	6

First Period: H — Katherine Sweet (Caitlin Cahow, Katie Johnston), 12:48. **Penalties:** H — Lindsay Weaver (tripping), 4:27; M — Allie Sanchez (obstruction-holding), 10:45; H — Weaver (high-sticking), 13:40.

Second Period: M — Natalie Darwitz (Kelly Stephens, Krissy Wendell), 4:51; H — Nicole Corriero (Angela Ruggiero), 12:21; M — Andrea Nichols (La Toya Clarke), 17:49. **Penalties:** M — Stephens (obstruction-interference), 11:17; H — Weaver (checking), 14:26; M — Sanchez (high-sticking), 14:26; M — Stephens (checking), 15:05.

Third Period: M — Darwitz (Wendell), :09; M — Stephens (Darwitz, Wendell), :41; M — Wendell (Stephens), 6:54; M — Darwitz (Ashley Albrecht), 12:59. **Penalties:** M — Melissa Coulombe (tripping), 1:56; H — Julie Chu (hooking), 7:44; M — Wendell (tripping), 10:11.

Shots on goal: Harvard 7-12-14 — 33; Minnesota 13-16-11 — 40. **Saves:** Harvard (Ali Boe) 34; Minnesota (Jody Horak) 31. **Total Penalties:** Harvard 4 for 8 minutes; Minnesota 6 for 12 minutes. **Power Plays:** Harvard 1 for 5; Minnesota 0 for 3. **Officials:** Referee — Kevin Keenan; Assistant Referees — Ray Doocy, Ron Storey. **Attendance:** 3,522.

2005 CHAMPIONSHIP GAME, MARCH 27 AT DURHAM, N.H.

MINNESOTA 4, HARVARD 3

Harvard	0	2	1	—	3
Minnesota	1	2	1	—	4

First Period: M — Krissy Wendell (Natalie Darwitz), 17:24. **Penalties:** M — Bobbi Ross (interference), 4:23; M — Ross (checking), 6:37; H — Jennifer Skinner (interference), 7:43.

Second Period: H — Jennifer Sifers (Carrie Schroyer), :46; M — Lyndsay Wall (Darwitz, Kelly Stephens), 7:58; H — Sarah Vaillancourt (Nicole Corriero, Julie Chu), 10:33; M — Ashley Albrecht (Wendell, Darwitz), 18:02. **Penalties:** H — Lindsay Weaver (high-sticking), 6:18; H — Weaver (high-sticking), 8:29; M — Darwitz (high-sticking), 9:29.

Third Period: H — Caitlin Cahow (Chu, Vaillancourt), 13:54; M — Darwitz (Stephens), 18:52. **Penalties:** M — Chelsey Brodt (checking), :57; M — Wendell (checking), 12:28.

Shots on goal: Harvard 9-12-5 — 26; Minnesota 6-14-4 — 24. **Saves:** Harvard (Ali Boe) 20; Minnesota (Jody Horak) 23. **Total Penalties:** Harvard 3 for 6 minutes; Minnesota 5 for 10 minutes. **Power Plays:** Harvard 2 for 5; Minnesota 1 for 3. **Officials:** Referee — Ed Boyle; Assistant Referees — Pat Silva, Kelli O'Brian. **Attendance:** 2,056.



2005 Minnesota — Front row (left to right): Jody Horak, Assistant Coach Charlie Burggraf, Volunteer Assistant Coach Jeff Moen, Kelly Stephens, Krissy Wendell, Head Coach Laura Halldorson, Assistant Coach Brad Frost, Brenda Reinen. Middle row: Athletic Trainer Amy Hamilton, Natalie Darwitz, Jenelle Philipczyk, Chelsey Brodt, Ashley Albrecht, Maggie Souba, Whitney Graft, Becky Wacker, Stacy Troumbly, Andrea Nichols, Natalie Lammé, Equipment Manager Bonnie Olein. Back row: Liz Palkie, Lyndsay Wall, Noelle Sutton, Anya Miller, Allie Sanchez, Krista Johnson, Erica McKenzie, Bobbi Ross.

2006 CHAMPIONSHIP GAME, MARCH 26 AT MINNEAPOLIS

WISCONSIN 3, MINNESOTA 0

Minnesota	0	0	0	—	0
Wisconsin	2	1	0	—	3

First Period: W — Jinelle Zaugg (Cyndy Kenyon, Bobbi-Jo Slusar), 9:56 (pp); W — Grace Hutchins (Nikki Burish), 10:26. **Penalties:** W — Burish (interference), 5:17; M — Anya Miller (holding), 9:17; W — Burish (hooking), 12:26; M — Bobbi Ross (interference), 16:37.

Second Period: W — Zaugg (Sara Bauer, Kenyon), 9:08 (pp). **Penalties:** W — Emily Morris (tripping), 1:04; M — Miller (holding), 2:09; M — Liz Palkie (hooking), 7:23; W — Angie Keseley (hooking), 9:13; M — Andrea Nichols (goaltender interference), 16:21; W — Meaghan Mikkelsen (roughing), 16:21.

Third Period: No scoring. **Penalties:** W — Tia Hanson (hooking), 6:53.

Shots on goal: Minnesota 10-7-14 — 31; Wisconsin 10-5-4 — 19. **Saves:** Minnesota (Brittany Chartier) 16; Wisconsin (Jessie Vetter) 31. **Total Penalties:** Minnesota 5 for 10 minutes; Wisconsin 6 for 12 minutes. **Power Plays:** Minnesota 0 for 5; Wisconsin 2 for 4. **Officials:** Referee — Jay Mendel; Assistant Referees — Tina Simonson, Pat Silva. **Attendance:** 4,701.



2006 Wisconsin — Front row (left to right): Meghan Horras, Nikki Burish, Cyndy Kenyon, Jessie Vetter, Sharon Cole, Phoebe Monteleone, Sara Bauer, Meaghan Mikkelsen. Middle row: Erika Lawler, Mikka Nordby, Rachel Bible, Heidi Kletzien, Angie Keseley, Grace Hutchins, Alycia Matthews, Bobbi-Jo Slusar, Emily Morris. Back row: Christine Dufour, Tia Hanson, Jinelle Zaugg, Kristen Witting, Kayla Hagen.

2007 CHAMPIONSHIP GAME, MARCH 18 AT LAKE PLACID, N.Y.



2007 Wisconsin — Front row (left to right): Jessie Vetter, Kristen Witting, Heidi Kletzien, Bobbi-Jo Slusar, Christine Dufour, Sara Bauer, Phoebe Monteleone, Meaghan Mikkelson, Alannah McCready. Middle row: Undergraduate Assistant Carla MacLeod, Undergraduate Assistant Sharon Cole, Undergraduate Assistant Molly Engstrom, Emily Morris, Angie Keseley, Jasmine Giles, Mikka Nordby, Jinelle Zaugg, Meghan Duggan, Alycia Matthews, Ally Strickler, Rachel Bible, Head Coach Mark Johnson, Assistant Coach Tracey Cornell, Goalie Coach Jeff Sanger. Back row: Manager Katlyn Arnett, Sports Information Director Adam Augustine, Equipment Manager Paul Hickman, Tia Hanson, Maria Evans, Kayla Hagen, Kyla Sanders, Emily Kranz, Erika Lawler, Strength Coach Jim Snider, Athletic Trainer Jen Pepoy, Assistant Coach Dan Koch.

WISCONSIN 4, MINN. DULUTH 1

Minn. Duluth	0	1	0	—	1
Wisconsin	1	3	0	—	4


First Period: W — Jinelle Zaugg (Sara Bauer), 9:00 (pp). **Penalties:** MD — Tawni Mattila (body-checking), 7:02; W — Meaghan Mikkelson (body-checking), 12:44.

Second Period: W — Erika Lawler (Meghan Duggan, Bauer), 7:24; W — Bauer (Mikkelson), 11:56; MD — Emmanuelle Blais (Noemie Marin, Jill Sales), 14:23 (pp); W — Jasmine Giles (Lawler), 14:33. **Penalties:** W — Angie Keseley (interference), 3:50; MD — Bench (Too many players), 8:02; W — Kyla Sanders (interference), 13:27; MD — Jessica Koizumi (interference), 15:06; MD — Marin (diving), 16:31; W — Emily Morris (hooking), 16:31.

Third Period: No scoring. **Penalties:** W — Keseley (hooking), 1:28.

Shots on goal: Minn. Duluth 6-8-4 — 18; Wisconsin 8-12-4 — 24. **Saves:** Minn. Duluth (Kim Martin) 20; Wisconsin (Jessie Vetter) 17. **Total Penalties:** Minn. Duluth 4 for 8 minutes; Wisconsin 5 for 10 minutes. **Power Plays:** Minn. Duluth 1 for 4; Wisconsin 1 for 3. **Officials:** Referee — Dan Lick; Assistant Referees — Larry Legault, Todd Aldous. **Attendance:** 3,355.

2008 CHAMPIONSHIP GAME, MARCH 22 AT DULUTH, MINN.



2008 Minn. Duluth — Front row (left to right): Johanna Ellison, Kim Martin. Second row: Athletic Trainer Brad Kern, Administrative Assistant Jill Sales, Emmanuelle Blais, Karine Demeule, Sara O'Toole. Third row: Myriam Trepanier, Heidi Peltari, Erin Olson, Jocelyne Larocque, Saara Tuominen, Jessica Hawkins, Head Coach Shannon Miller. Fourth row: Elin Holmlöv, Tawni Mattila, Jaime Rasmussen, Amie Meyer, Sara Murray. Back row: Chancellor Kathryn Martin, Goaltender Coach Robb Stauber, Equipment Manager Rick Menz, Assistant Coach Caroline Ouellette, Equipment Manager Andy Rannels, Sports Information Director Kelly Grgas, Strength Coach Justin May, Haley Irwin, Tara Gray, Libby Guzzo, Samantha Hough, Athletics Director Bob Nielson, Laura Fridfinnson, Assistant Coach Julie Chu, Iya Gavrilova, Athletic Trainer Amy Miller.

MINN. DULUTH 4, WISCONSIN 0

Wisconsin	0	0	0	—	0
Minn. Duluth	1	2	1	—	4

First Period: MD — Haley Irwin (Sara O'Toole, Jocelyne Larocque), 19:22. **Penalties:** W — Rachel Bible (tripping), 00:46; MD — Emmanuelle Blais (boarding), 2:16; MD — Laura Fridfinnson (hooking), 5:42; W — Bible (tripping), 8:37; MD — Team (too many players on ice), 17:07.

Second Period: MD — Blais (Fridfinnson, Jaime Rasmussen), 11:48 (pp); MD — O'Toole (unassisted), 18:24 (sh). **Penalties:** W — Meghan Duggan (hooking), 6:15; W — Kyla Sanders (slashing), 10:51; MD — Myriam Trepanier (high sticking), 13:07; MD — Elin Holmlöv (interference), 17:25; MD — O'Toole (hooking), 19:26; W — Hilary Knight (charging), 19:57.

Third Period: MD — Karine Demeule (Tawni Mattila, Trepanier), 17:15 (en). **Penalties:** MD — Heidi Peltari (tripping), 4:39; W — Duggan (interference), 5:21; W — Jasmine Giles (cross-checking), 5:57; MD — Trepanier (diving), 5:57; MD — Sarah Murray (interference), 6:56; MD — Mattila (holding), 13:30; MD — Demeule (elbowing), 18:49.

Shots on goal: Wisconsin 11-10-7 — 28; Minn. Duluth 6-12-6 — 24. **Saves:** Wisconsin (Jessie Vetter) 20; Minn. Duluth (Kim Martin) 28. **Total Penalties:** Wisconsin 7 for 14 minutes; Minn. Duluth 11 for 22 minutes. **Power Plays:** Wisconsin 0 for 10; Minn. Duluth 1 for 6. **Officials:** Referee — Scott Leavitt; Assistant Referees — Ray Doocy, Ron Storey. **Attendance:** 4,031.

2009 CHAMPIONSHIP GAME, MARCH 22 AT BOSTON

WISCONSIN 5, MERCYHURST 0

Brown	1	1	0	—	2
Minn. Duluth	1	1	1	—	3

Mercyhurst	0	0	0	—	0
Wisconsin	0	3	2	—	5

First Period: No scoring. **Penalties:** W — Brooke Ammerman (hooking), 5:33; M — Cassea Schols (checking), 18:44.

Second Period: W — Ammerman (Angie Keseley), 5:28; W — Meghan Duggan (Alycia Matthews, Erika Lawler), 8:48 (pp); W — Keseley (Lawler, Hilary Knight), 10:38. **Penalties:** M — Melissa Lacroix (tripping), :41; W — Olivia Jakiel (interference), 2:46; W — Knight (hooking), 6:25; M — Jesse Scanzano (hooking), 7:30; M — Kelley Steadman (roughing), 14:50; W — Mallory Deluce (roughing), 14:50; M — Schols (hooking), 15:33.

Third Period: W — Malee Windmeier (Jasmine Giles, Duggan), 3:26; W — Knight (Lawler, Keseley), 5:38. **Penalties:** W — Carlyne Prevost (tripping), 7:01; W — Rachel Bible (checking), 12:00; W — Bible (misconduct), 12:00; M — Bailey Bram (slashing), 12:19; W — Windmeier (hooking), 16:49; W — Matthews (hooking), 18:57.

Shots on goal: Mercyhurst 9-10-18 — 37; Wisconsin 7-16-9 — 32. **Saves:** Mercyhurst (Hillary Pattenden) 27; Wisconsin (Jessie Vetter) 37. **Total Penalties:** Mercyhurst 6 for 12 minutes; Wisconsin 9 for 26 minutes. **Power Plays:** Mercyhurst 0 for 7; Wisconsin 1 for 5. **Officials:** Referees — Dean Gilbert, Derek Zuckerman; Assistant Referees — Todd Aldous, Larry Legault. **Attendance:** 2,437.

2010 CHAMPIONSHIP GAME, MARCH 21 AT MINNEAPOLIS

MINN. DULUTH 3, CORNELL 2 (3 OT)

Cornell	0	1	1	0	0	0	—	2
Minn. Duluth	0	0	2	0	0	1	—	3

First Period: No scoring. **Penalties:** MD — Tara Gray (checking), 3:13; C — Karlee Overguard (tripping), 16:33.

Second Period: C — Melanie Jue (Lauriane Rougeau, Laura Fortino), 13:44 (pp). **Penalties:** MD — Vanessa Thibault (cth roughing), 1:22; C — Rougeau (tripping), 1:39; MD — Laura Fridfinnson (hooking), 2:35; C — Amanda Young (hooking), 7:04; MD — Jessica Wong (cross-checking), 11:23; MD — Jocelyne Larocque (cross-checking), 12:48; C — Kendice Ogilvie (checking), 19:11.

Third Period: MD — Emmanuelle Blais (Saara Tuominen, Jaime Rasmussen), :18 (pp); MD — Rasmussen (Tuominen, Audrey Courmoyer), 14:42 (pp); C — Jue (Fortino, Overguard), 16:30. **Penalties:** C — Jue (checking), 6:16; C — Laura Danforth (rth roughing), 13:59; C — Danforth (hooking), 16:42.

First Overtime: No scoring. **Penalties:** MD — Rasmussen (checking), 5:25; C — Chelsea Karpenko (cth elbowing), 6:02.


Second Overtime: No scoring. **Penalties:** None.

Third Overtime: MD — Wong (Gray, Mariia Posa), 19:26. **Penalties:** C — Rougeau (tripping), 17:20.

Shots on goal: Cornell 11-11-8-11-4-6 — 51; Minn. Duluth 9-8-11-12-10-14 — 64. **Saves:** Cornell (Amanda Mazzotta) 61; Minn. Duluth (Jennifer Harss) 49. **Total Penalties:** Cornell 9 for 18 minutes; Minn. Duluth 6 for 12 minutes. **Power Plays:** Cornell 1 for 6; Minn. Duluth 2 for 8. **Officials:** Referees — Derek Zuckerman, Dan Lick; Assistant Referees — Alicia Hanrahan, Kristine Langley. **Attendance:** 1,473.




2009 Wisconsin — Front row (left to right): Alycia Matthews, Jessie Vetter, Angie Keseley. Second row: Carla Pentimone, Jasmine Giles, Erika Lawler, Kayla Hagen. Third row: Kelly Nash, Kyla Sanders, Emily Kranz, Malee Windmeier, Alannah McCready, Rachel Bible, Meghan Duggan. Fourth row: Olivia Jakiel, Maria Evans, Anne Dronen, Hilary Knight, Carlyne Prevost, Brittany Haverstock, Brooke Ammerman, Mallory Deluce, Nikki Kaasa, Assistant Coach Tracey Cornell, Student Manager Phoebe Turner. Back row: Team Doctor Alison Brooks, Student Manager Kate Borman, Team Trainer Jen Pepoy, Assistant Coach Dan Koch, Volunteer Video Assistant Adam Augustine, Volunteer Assistant Coach Mark Greenhalgh, Sports Information Director Jacqueline Boscacci, Director of Operations Paul Hickman, Mascot Bucky the Badger, Associate Athletics Director Sean Frazier, Head Coach Mark Johnson, Athletics Director Barry Alvarez.



2010 Minn. Duluth — Front row (left to right): Lana Steck, Jennifer Harss, Laura Fridfinnson. Second row: Vanessa Thibault, Tara Gray, Saara Tuominen, Emmanuelle Blais, Jaime Rasmussen. Third row: Jessica Wong, Katie Gilderman, Jocelyne Larocque, Sarah Murray. Fourth row: Director of Hockey Operations Jennifer Banford, Amy Gilbertson, Mariia Posa, Stephanie Lenz, Audrey Courmoyer, Kacy Ambroz, Katie Wilson, Kirsti Hakala, Assistant Coach Michelle McAteer, Equipment Manager Julianne Vasichek. Back row: Head Coach Shannon Miller, Libby Guzzo, Video Assistant Myriam Trepanier, Sports Information Director Kelly Grgas-Wheeler, Gina Dodge, Katherine Martin, Assistant Coach Laura Schuler, Goaltender Coach Brant Nicklin.

2011 CHAMPIONSHIP GAME, MARCH 20 AT ERIE, PA.



2011 Wisconsin — Front row (left to right): Anne Dronen, Alex Rigsby, Nikki Kaasa. Second row: Mallory Deluce, Becca Ruegsegger, Hilary Knight, Geena Prough, Meghan Duggan, Derya Kelter, Brianna Decker, Kelly Nash. Third row: Assistant Coach Tracey DeKeyser, Madison Packer, Brooke Ammerman, Alev Kelter, Carla Pentimone, Stefanie McKeough, Carolyne Prevost, Saige Pacholok, Laurel Miller, Head Coach Mark Johnson, Assistant Coach Jackie Friesen, Team Physician Dr. Alison Brooks. Fourth row: Student Athletic Trainer John Badagliacco, Team Manager Nichole Whetter, Kelly Jaminski, Lauren Unser, Breann Frykas, Brittany Haverstock, Brittany Ammerman, Assistant Coach Mark Greenhalgh, Athletic Trainer Denny Helwig, Athletics Communications Assistant Mandy Hansen. Back row: Director of Hockey Operations Paul Hickman, Natalie Berg, Senior Associate Athletics Director Sean Frazier, Strength and Conditioning Coach Jim Snider.

WISCONSIN 4, BOSTON U. 1

Boston U.	0	1	0	—	1
Wisconsin	0	2	2	—	4


First Period: No scoring. **Penalties:** W — Kelly Nash (slashing), 4:48; B — Taylor Holze (hooking), 8:59; B — Lauren Cherewyk (elbowing), 17:33.

Second Period: W — Carolyne Prevost (Alev Kelter, Stefanie McKeough), 2:25; W — Brooke Ammerman (Brianna Decker, Meghan Duggan), 15:36 (pp); B — Marie-Philip Poulin, 16:00. **Penalties:** B — Tara Watchorn (body checking), 14:53.

Third Period: W — Mallory Deluce (Hilary Knight), 16:37; W — Prevost (empty net), 19:42. **Penalties:** None.

Shots on goal: Boston U. 4-4-8 — 16; Wisconsin 10-18-8 — 36. **Saves:** Boston U. (Kerrin Sperry) 32; Wisconsin (Alex Rigsby) 15. **Total Penalties:** Boston U. 3 for 6 minutes; Wisconsin 1 for 2 minutes. **Power Plays:** Boston U. 0 for 1; Wisconsin 1 for 3. **Officials:** Referees — Julie Piacentini, Dan Lick; Assistant Referees — Tim Kerrigan, Chris Leavitt. **Attendance:** 3,965.

2012 CHAMPIONSHIP GAME, MARCH 18 AT DULUTH, MINN.



2012 Minnesota — Front row (left to right): Shyler Sletta, Sarah Erickson, Kelly Seeler, Anne Schleper, Emily West, Alyssa Grogan. Second row: Noora Raty, Sarah Davis, Kelly Terry, Stephanie Anderson, Becky Kortum, Mira Jalosuo, Meghan Lorence. Third row: Ashley Stenerson, Nikki Ludwigson, Rachael Bona, Baylee Gillanders, Katie Frischmann. Fourth row: Jen Schoullis, Amanda Kessel, Rachel Ramsey, Megan Bozek, Bethany Brausen. Back row: Former Athletics Director Joel Maturi, Assistant Coach Nadine Muzerall, Director of Operations Eric Bakke, Assistant Director of Athletic Communications Sara Berhow, Athletic Trainer Amy Hamilton, Team Doctor Dr. Alicia Harrison, Equipment Manager Kate Bockenstedt, Associate Athletics Director Tom McGinnis, Volunteer Coach Andy Kent, Assistant Coach Joel Johnson, Strength and Conditioning Coach Cal Dietz, Head Coach Brad Frost.

MINNESOTA 4, WISCONSIN 2

Minnesota	3	0	1	—	4
Wisconsin	2	0	0	—	2

First Period: M — Amanda Kessel (Baylee Gillanders, Sarah Davis), 8:45; M — Sarah Erickson (Davis, Emily West), 11:23; W — Stefanie McKeough (Hilary Knight, Brooke Ammerman), 14:03 (pp); W — Ammerman (Carolyne Prevost), 15:43; M — West, 18:28 (ps). **Penalties:** M — West (holding), 12:06; M — Kessel (tripping), 15:43; M — Kelly Terry (tripping), 16:42; W — Brittany Haverstock (tripping), 18:28.

Second Period: No scoring. **Penalties:** M — Kelly Seeler (roughing), 16:47.

Third Period: M — Erickson (Seeler), 3:57. **Penalties:** W — Alev Kelter (tripping), 1:02; M — West (holding), 17:05.

Shots on goal: Minnesota 9-7-9 — 25; Wisconsin 10-14-20 — 44. **Saves:** Minnesota (Noora Raty) 42; Wisconsin (Alex Rigsby) 21. **Total Penalties:** Minnesota 5 for 10 minutes; Wisconsin 2 for 4 minutes. **Power Plays:** Minnesota 0 for 1; Wisconsin 1 for 5. **Officials:** Referees — Jay Mendel, Robert Luwig; Assistant Referees — Tom Jerome, Dave Spivey. **Attendance:** 2,439.

2013 CHAMPIONSHIP GAME, MARCH 24 AT MINNEAPOLIS

MINNESOTA 6, BOSTON U. 3

Boston U.	1	0	2	—	3
Minnesota	2	2	2	—	6

First Period: MN — Mira Jalosuo (Rachel Ramsey, Sarah Davis), 11:38 (pp); MN — Hannah Brandt (Amanda Kessel, Baylee Gillanders), 18:32 (sh); BU — Sarah Lefort (Shannon Stoneburgh, Marie-Philip Poulin), 18:48 (pp). **Penalties:** BU — Kaleigh Fratkin (cross-checking), 10:21; MN — Ramsey (hooking), 16:48.

Second Period: MN — Kessel (Maryanne Menefee, Ramsey), 16:02; MN — Milica McMillen (Menefee, Megan Bozek), 19:48 (pp). **Penalties:** MN — Gillanders (checking), 16:37; BU — Jill Cardella (elbowing), 18:13.

Third Period: BU — Poulin (Shannon Doyle, Cardella), 1:48 (pp); MN — Ramsey (Menefee, Kessel), 15:27; BU — Jenelle Kohanchuk (Fratkin, Kathryn Miller), 17:08; MN — Kessel, 19:11 (en). **Penalties:** MN — Davis (slashing), 1:35; MN — McMillen (interference), 3:50; BU — Kayla Tutino (boarding), 7:28; BU — Kohanchuk (hooking), 11:32.

Shots on goal: Boston U. 11-7-6 — 24; Minnesota 11-7-11 — 29. **Saves:** Boston U. (Kerrin Sperry) 23; Minnesota (Noora Raty) 21. **Total Penalties:** Boston U. 4 for 8 minutes; Minnesota 4 for 8 minutes. **Power Plays:** Boston U. 2 for 4; Minnesota 2 for 4. **Officials:** Referees — Bryan Hicks, Cam Lynch; Assistant Referees — Will Harrop, Jamie Colacino. **Attendance:** 3,400.



2013 Minnesota - Front row (left to right): Samantha Downey, Bethany Brausen, Baylee Gillanders, Noora Raty, Rachel Ramsey, Shyler Sletta. Second Row: Amanda Leveille, Katie Frischmann, Becky Kortum, Megan Bozek, Milica McMillen. Third Row: Mira Jalosuo, Sarah Davis, Maryanne Menefee, Hannah Brandt, Brook Garzone, Rachael Bona, Amanda Kessel, Kelly Terry; Fourth Row: Lee Stecklein, Meghan Lorence, Jordyn Burns. Back Row (Staff): Assistant Coach Nadine Muzerall, Athletic Trainer Debbie Dalsin, Equipment Manager Kate Bockenstedt, Dr. Suzanne Hecht, Director of Hockey Operations Eric Bakke, President Eric Kaler, Head Coach Brad Frost, Director of Athletics Norwood Teague, Associate Athletic Director Tom McGinnis, Volunteer Goalie Coach Andy Kent, Communications Director Cory Hall, Goldy, Assistant Coach Joel Johnson, Strength and Conditioning Coach Cal Dietz.

2014 CHAMPIONSHIP GAME, MARCH 23 AT HAMDEN, CONN.

CLARKSON 5, MINNESOTA 4


Clarkson	2	1	2	—	5
Minnesota	1	2	1	—	4

First Period: M — Sarah Davis (Rachael Bona), 9:40; C — Christine Lambert (Shannon MacAulay), 18:37; C — Shelby Nisbet (Jennifer Shields, Cayley Mercer), 19:40. **Penalties:** C — Jamie Lee Rattray (checking), 13:26; M — Rachel Ramsey (hooking), 19:40.

Second Period: C — Rattray (MacAulay, Brittany Styner), 0:38 (pp); M — Maryanne Menefee (Dani Cameranesi, Kelly Terry), 6:09 (pp); M — Bona (Megan Wolfe, Kate Schipper), 7:57. **Penalties:** C — Renata Fast (interference), 5:22; C — Cayley Mercer (cross-checking), 15:17; C — Styner (hooking), 18:16.

Third Period: C — Vanessa Plante (Vanessa Gagnon, Rattray), 11:32; C — MacAulay, 15:44 (pp); M — Baylee Gillanders (Terry), 16:19. **Penalties:** C — Gagnon (tripping), 2:27; M — Kelsey Cline (interference), 7:45.

Shots on goal: Clarkson 10-5-13 — 28; Minnesota 12-14-12 — 38. **Saves:** Clarkson (Erica Howe) 34; Minnesota (Amanda Leveille) 23. **Total Penalties:** Clarkson 5 for 10 minutes; Minnesota 2 for 4 minutes. **Power Plays:** Clarkson 1 for 2; Minnesota 1 for 5. **Officials:** Referees — Tom Quinn, Chris Leavitt; Assistant Referees — Bob Sloper, Tim Daley. **Attendance:** 3,573.



2014 Clarkson — (alphabetical): Alana Alpert (athletic trainer), Erin Ambrose, Genevieve Bannon, Jenna Boss, Matt Desrosiers (co-head coach), Shannon Desrosiers (co-head coach), Renata Fast, Logan Fischer (equipment manager), Vanessa Gagnon, Jessica Gillham, Emily Horn, Erica Howe, Olivia Howe, Corie Jacobson, McKenzie Johnson, Tad Johnson (strength and conditioning coach), Matt Kelly (assistant coach) Christine Lambert, Shannon MacAulay, Daniella Matteucci, Carly Mercer, Cayley Mercer, Shelby Nesbit, Vanessa Plante, Jamie Lee Rattray, Jennifer Shields, Brittany Styner.

2015 CHAMPIONSHIP GAME, MARCH 22 AT MINNEAPOLIS



2015 Minnesota — Front row (L to R): Lee Stecklein, Kate Schipper, Amanda Leveille, Meghan Lorence, Rachel Ramsey, Rachael Bona, Shylar Sletta, Sidney Peters

Second row: Student Manager Kalley Ravndalen, Milica McMillen, Brook Garzone, Hannah Brandt, Paige Haley, Kate Flug, Kelly Pannek, Megan Wolfe

Third row: Cara Piazza, Sydney Baldwin, Dani Cameranesi, Nina Rodgers, Kelsey Cline, Maryanne Menefee, Athletic Communications Assistant Director Mandy Hansen, Athletic Trainer Jaime Hall, Associate Head Coach Joel Johnson

Back row: President Eric Kaler, Head Coach Brad Frost, Volunteer Assistant Coach Andy Kent, Athletic Director Norwood Teague, Assistant Coach Nadine Muzerall, Strength and Conditioning Coach Cal Dietz, Director of Operations Eric Bakke, Goldy Gopher, Associate Athletic Director Tom McGinnis, Equipment Manager Brent Proulx

MINNESOTA 4, HARVARD 1

Harvard	0	0	1	—	1
Minnesota	1	0	3	—	4

First Period: M — Megan Wolfe (Dani Cameranesi, Rachael Bona), 19:09. **Penalties:** M — Kate Schipper (tripping), 1:46; H — Hillary Crowe (checking), 4:14; H — Sydney Daniels (checking), 12:39; M — Cameranesi (hooking), 13:19; M — Brook Garzone (tripping), 16:03.

Second Period: No scoring. **Penalties:** H — Kalley Armstrong (checking), 12:06.

Third Period: M — Hannah Brandt (Maryanne Menefee), 8:50; H — Sarah Edney (Michelle Picard), 15:06; M — Meghan Lorence (Kelly Pannek), 16:54; M — Bona (Lee Stecklein, Amanda Leveille), 18:12 (en). **Penalties:** H — Lyndsey Fry (checking), 18:32.

Shots on goal: Harvard 6-8-6 — 20; Minnesota 14-11-8 — 33. **Saves:** Harvard (Emerance Maschmeyer) 29; Minnesota (Amanda Leveille) 19. **Total Penalties:** Harvard 4 for 8 minutes; Minnesota 3 for 6 minutes. **Power Plays:** Harvard 0 for 3; Minnesota 0 for 4. **Officials:** Referees — Shane Belanger, Tom Quinn; Assistant Referees — Paul Sacco, Adam Staniech. **Attendance:** 3,400.

2016 CHAMPIONSHIP GAME, MARCH 20 AT DURHAM, N.H.



2016 Minnesota — Front row (L to R): Kate Schipper, Milica McMillen, Sophie Skarzynski, Hannah Brandt, Lee Stecklein, Amanda Kessel, Kelsey Cline, Caitlin Riley, Taylor Williamson, Amanda Leveille, Emma May

Second row (L to R): Assistant Coach Nadine Muzerall, Athletic Trainer Jaime Hall, Kelly Pannek, Brook Garzone, Sydney Baldwin, Megan Wolfe, Nina Rodgers, Cara Piazza, Dani Cameranesi, Sierra Smith, Paige Haley, Sarah Potomak, Sidney Peters

Back row (L to R): Goldy Gopher, Tianna Gunderson, Anna Barlow, Strength and Conditioning Coach Cal Dietz, Associate Athletics Director Tom McGinnis, Director of Operations Dean Thibodeau, Athletic Communications Assistant Director Mandy Hansen, Volunteer Assistant Coach Andy Kent, Interim Athletics Director Beth Goetz, Nicole Schammel, Assistant Coach Joel Johnson, Equipment Manager Brent Proulx, Head Coach Brad Frost

MINNESOTA 3, BOSTON COLLEGE 2

Minnesota	1	0	2	—	3
Boston College	0	0	1	—	2

First Period: M — Sarah Potomak (Hannah Brandt, Megan Wolfe), :13. **Penalties:** BC — Grace Bizal (hooking), 8:45.

Second Period: No scoring. **Penalties:** M — Lee Stecklein (interference), 6:21; M — Wolfe (high-sticking), 7:18; BC — Makenna Newkirk (holding), 8:05.

Third Period: M — Amanda Kessel (Potomak), 8:31; M — Kelly Pannek (Stecklein), 13:12; BC — Newkirk (Megan Keller, Andie Anastos), 14:07. **Penalties:** BC — Dana Trivigno (checking), 1:25; M — Taylor Williamson (cross-checking), 4:28; M — Dani Cameranesi (tripping), 9:30.

Shots on goal: Minnesota 12-15-7 — 34; Boston College 12-14-7 — 33. **Saves:** Minnesota (Amanda Leveille) 32; Boston College (Katie Burt) 31. **Total Penalties:** Minnesota 4 for 8 minutes; Boston College 3 for 6 minutes. **Power Plays:** Minnesota 0 for 3; Boston College 0 for 4. **Officials:** Referees — Bryan Hicks, Derek Zuckerman; Assistant Referees — James Shea, Kyle Smiley. **Attendance:** 3,211.

2017 CHAMPIONSHIP GAME, MARCH 19 AT ST. CHARLES, MO.

CLARKSON 3, WISCONSIN 0

Clarkson	0	1	2	—	3
Wisconsin	0	0	0	—	0

First Period: No scoring. **Penalties:** W — Annie Pankowski (hooking), 11:25; W — Mikaela Gardner (tripping), 18:55.

Second Period: C — Savannah Harmon (Genevieve Bannon, Ella Shelton), 0:27. **Penalties:** W — Emily Clark (interference), 10:19.

Third Period: C — Cayley Mercer (Loren Gabel, Bannon), 16:56; C — Mercer, 19:16. **Penalties:** C — Shelton (tripping), 3:18; C — Shelton (tripping), 12:19.

Shots on goal: Clarkson 3-11-6 — 20; Wisconsin 6-17-18 — 41. **Saves:** Clarkson (Shea Tiley) 41; Wisconsin (Ann-Renee Desbiens) 17. **Total Penalties:** Clarkson 2 for 4 minutes; Wisconsin 3 for 6 minutes. **Power Plays:** Clarkson 1 for 3; Wisconsin 0 for 2. **Officials:** Referees — Tom Quinn, Rick Santilli; Assistant Referees — Tim Daley, Paul Sacco. **Attendance:** 3,016.



2017 Clarkson — Front row (L to R): Shea Tiley, Lauren Lefler, Assistant Coach Tony Maci, Cayley Mercer, Head Coach Matt Desrosiers, Savannah Harmon, Assistant Coach Britni Smith, Genevieve Bannon, McKenzie Johnson

Second row (L to R): Strength and Conditioning Coach Tad Johnson, Katelyn Fournier, Jessica Gillham, Rhyen McGill, Cassidy Vinkle, Brielle Bellerive, Ella Shelton, Amanda Titus, Emma Keenan, Corie Jacobson, Manager Logan Fischer

Back row (L to R): Athletic Trainer Alana Alpert, Katherine Beaumier, Kelly Mariani, Taylor Turnquist, Michaela Pejzlova, Loren Gabel, Josiane Pozzebon, Jenna Brenneman, Equipment Manager Jason Smits

2018 CHAMPIONSHIP GAME, MARCH 18 AT MINNEAPOLIS

CLARKSON 2, COLGATE 1 (OT)

Colgate	0	1	0	0	—	1
Clarkson	1	0	0	1	—	2

First Period: CL — Cassidy Vinkle (Kelly Mariani), 16:29. **Penalties:** CO — Annika Zalewski (tripping), 1:19; CO — Malia Schneider (boarding), 18:11.

Second Period: CO — Schneider (Olivia Zafuto, Breanne Wilson-Bennett), 2:27. **Penalties:** CL — Lauren Lefler (tripping), 8:29; CO — Shelby Wood (tripping), 11:31; CL — Josiane Pozzebon (roughing), 15:41.

Third Period: No scoring. **Penalties:** CO — Zafuto (hooking), 5:31; CL — Rhyen McGill (holding), 5:31.

Overtime: CL — Elizabeth Giguere, 7:55. **Penalties:** None.

Shots on goal: Colgate 10-11-7-0 — 28; Clarkson 15-8-13-1 — 37. **Saves:** Colgate (Julia Vandyk) 35; Clarkson (Shea Tiley) 27. **Total Penalties:** Colgate 4 for 8 minutes; Clarkson 3 for 6 minutes. **Power Plays:** Colgate 0 for 2; Clarkson 0 for 3. **Officials:** Referees — Scott Roth, Robert Ludwig; Assistant Referees — Mike Mueller, Glendon Seal. **Attendance:** 2,992.



2018 Clarkson — Front row (l-r): Jenna Brenneman, Lauren Lefler (assistant captain), Tony Maci (assistant coach), Amanda Titus (assistant captain), Matt Desrosiers (head coach), Savannah Harmon (captain), Britni Smith (assistant coach), Cassidy Vinkle (assistant captain), Shea Tiley (assistant captain). Middle row: Alana Alpert (trainer), Tad Johnson (strength & conditioning coach), Loren Gabel, Taylor Turnquist, Rhyen McGill, Kristy Pidgeon, Ella Shelton, Elizabeth Giguere, Katelyn Fournier, Emma Kennan, Bryan Warner (video manager), George Frank (equipment manager). Back row: Michaela Boyle, Katherine Beaumier, Josiane Pozzebon, Avery Mitchell, Michaela Pejzlova, Meaghan Hector, Kelly Mariani, Kia Castonguay, Tia Stoddard

2019 CHAMPIONSHIP GAME, MARCH 24 AT HAMDEN, CONN.

WISCONSIN 2, MINNESOTA 0

Minnesota	0	0	0	—	0
Wisconsin	1	1	0	—	2

First Period: WI — Sophia Shaver (Presley Norby, Nicole LaMantia), 10:20. **Penalties:** none.

Second Period: WI — Annie Pankowski (Abby Roque), 9:15. **Penalties:** WI — Maddie Rolfes (tripping), 2:54; WI — Britta Curl (cross-checking), 7:23.

Third Period: No scoring. **Penalties:** MN — Taylor Heise (interference), 3:24.

Shots on goal: Minnesota 8-9-10 — 27; Wisconsin 9-13-10 — 32. **Saves:** Minnesota (Alex Gulstene) 30; Wisconsin (Kristen Campbell) 27. **Total Penalties:** Minnesota 1 for 2 minutes; Wisconsin 2 for 4 minutes. **Power Plays:** Minnesota 0 for 2; Wisconsin 0 for 1. **Officials:** Referees — Katie Guay, Kelly Cooke; Assistant Referees — Amanda Tassoni, Delaney Harrop. **Attendance:** 3,423.



2019 Wisconsin — Head Coach Mark Johnson, Associate Head Coach Dan Koch, Assistant Coach Jackie Crum, Assistant Coach Mark Greenhalgh, Breanna Blesi, Grace Bowlby, Natalie Buchbinder, Kristen Campbell, Nikki Cece, Emily Clark, Sam Cogan, Britta Curl, Delaney Drake, Mikaela Gardner, Nicole LaMantia, Alexis Mauermann, Presley Norby, Annie Pankowski, Brette Pettet, Maddie Rolfes, Abby Roque, Maddie Rowe, Caitlin Schneider, Sophia Shaver, Sophie Shirley, Mekenzie Steffen.

2021 CHAMPIONSHIP GAME, MARCH 20 AT ERIE, PA.

WISCONSIN 2, NORTHEASTERN 1 (OT)

Northeastern	0	0	1	0	—	1
Wisconsin	0	0	1	1	—	2

First Period: No scoring. **Penalties:** none.

Second Period: No scoring. **Penalties:** WI — Katie Kottowski (tripping), 3:37; NEU — Alina Mueller (holding), 7:37; WI — Lacey Eden (interference), 9:08; WI — Team (too many players on ice), 11:23.

Third Period: WI — Makenna Websiter (Casey O'Brien), 11:00; NEU — Chloe Aurard (Mueller, Brooke Hobson). **Penalties:** WI — Britta Curl (cross-checking), 14:38.

Overtime: WI — Daryl Watts (Nicole LaMantia), 3:16. **Penalties:** none.

Shots on goal: Northeastern 9-6-9-0 — 25; Wisconsin 9-11-13-2 — 37. **Saves:** Northeastern (Aerin Frankel) 35; Wisconsin (Kennedy Blair) 24. **Total Penalties:** Northeastern 1 for 2 minutes; Wisconsin 4 for 8 minutes. **Power Plays:** Northeastern 0 for 4; Wisconsin 0 for 1. **Officials:** Referees — Katie Guay, Derek Zuckerman; Assistant Referees — Coby Munson, Ryan Chauvin. **Attendance:** 778.



2021 Wisconsin — Head Coach Mark Johnson, Associate Head Coach Dan Koch, Assistant Coach Jackie Crum, Volunteer Coach Mark Greenhalgh, Kennedy Blair, Grace Bowlby, Natalie Buchbinder, Britta Curl, Delaney Drake, Lacey Eden, Chayla Edwards, Jane Gervais, Sophie Helgeson, Katie Kottowski, Cami Kronish, Nicole Lamantia, Kendra Nealey, Casey O'Brien, Brette Pettet, Marianne Picard, Maddie Posick, Caitlin Schneider, Grace Shirley, Sophie Shirley, Mayson Toft, Daryl Watts, MaKenna Webster, Maddi Wheeler, Sarah Wozniwicz

2022 CHAMPIONSHIP GAME, MARCH 20 AT UNIVERSITY PARK, PA.

OHIO ST. 3, MINN. DULUTH 2

Minn. Duluth	0	1	1	—	2
Ohio St.	0	1	2	—	3

First Period: No scoring. **Penalties:** None.

Second Period: OSU — Paetyn Levis (Clair DeGeorge), 4:10. UMD — Naomi Rogge (Kailee Skinner, Taylor Anderson), 12:42 **Penalties:** UMD — Anna Klein (hooking), 3:33.

Third Period: OSU — DeGeorge (Levis), :24; UMD — Elizabeth Giguere (Anna Klein), 1:47; OSU — Kenzie Hauswirth, 13:20. **Penalties:** None.

Shots on goal: Minn. Duluth 8-5-6 — 19; Ohio St. 10-20-9 — 39. **Saves:** Minn. Duluth (Emma Soderberg) 36; Ohio St. (Amanda Thiele) 17. **Total Penalties:** Minn. Duluth 1 for 2 minutes; Ohio St. none. **Power Plays:** Minn. Duluth none; Ohio St. 1 for 1. **Officials:** Referees — Mike Kachier, Robert Ludwig; Assistant Referees — Aaron Neville, Glendon Seal. **Attendance:** 2,008.



2022 Ohio St. — Head Coach Nadine Muzerall, Assistant Coach Kelsey Cline, Volunteer Coach Bailey Seagraves, Strength and Conditioning Coach Chris Friend, Athletic Trainer Kevin Lennon, Lauren Bernard, Brooke Bink, Madison Bizal, Andrea Braendli, Riley Brengman, Jenna Buglioni, Emily Curlett, Clair DeGeorge, Jennifer Gardiner, Teagan Grant, Jamie Grinder, Hadley Hartmetz, Kenzie Hauswirth, Sophie Jaques, Raygan Kirk, Quinn Kuntz, Paetyn Levis, Ramsey Parent, Gabby Rosenthal, Sara Saekinen, Eve Savander, Liz Schepers, Lexi Templeman, Amanda Thiele, Madisyn Wiebe

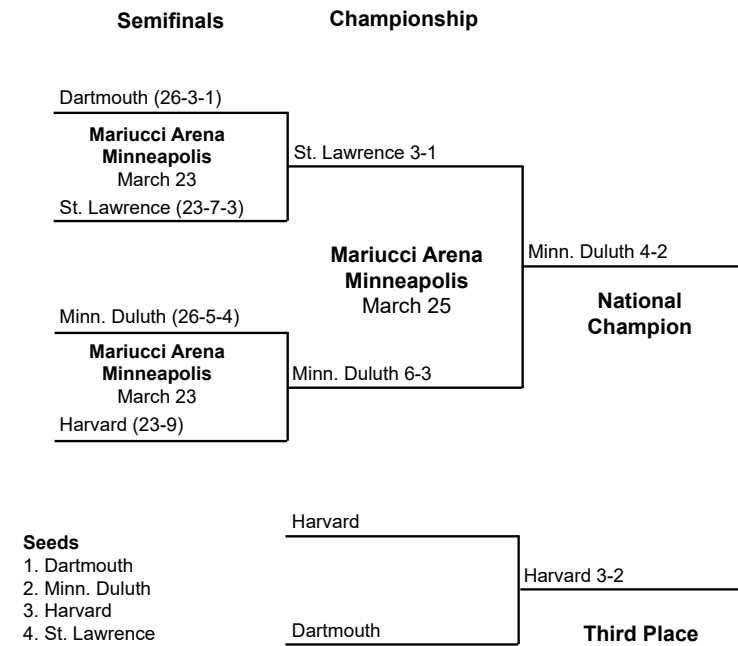
BRACKETS

Brackets 55

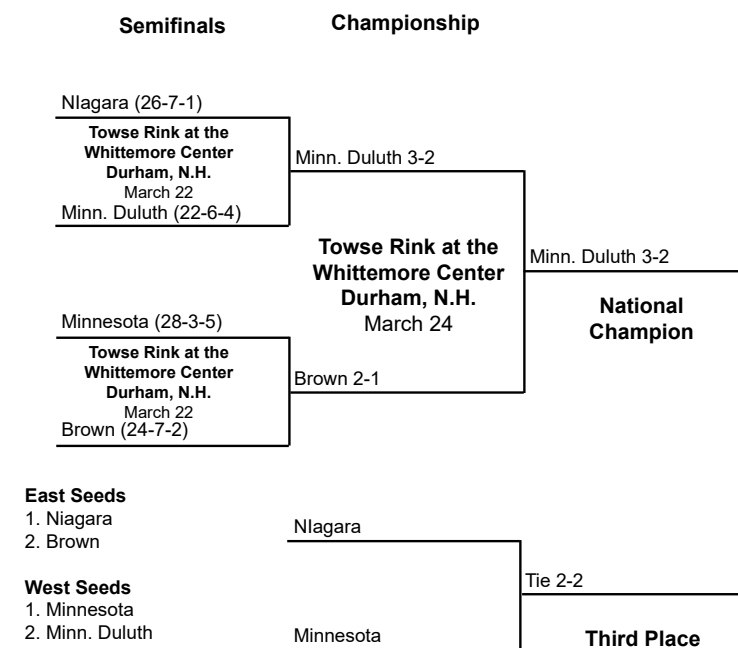
BRACKETS



2001 National Collegiate Women's Ice Hockey Championship

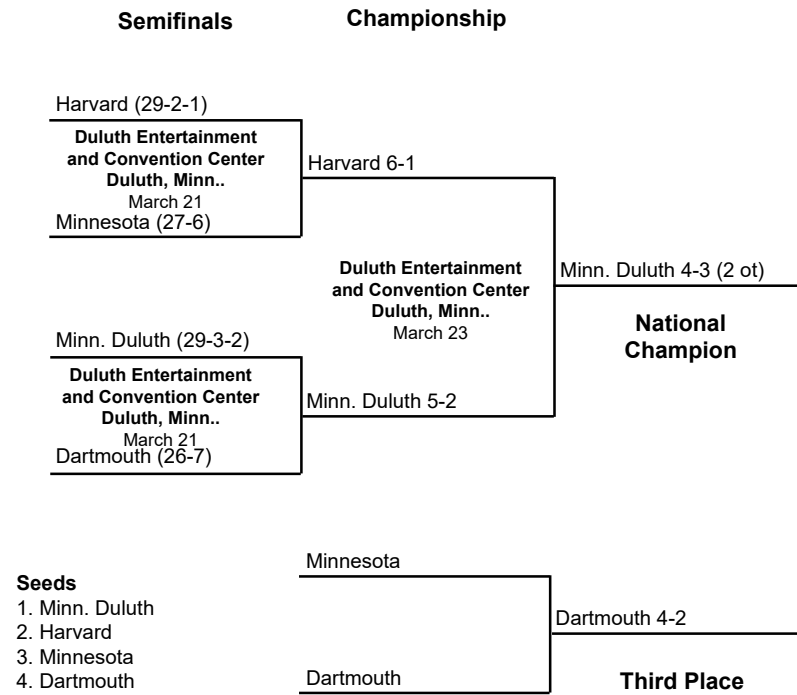


2002 National Collegiate Women's Ice Hockey Championship

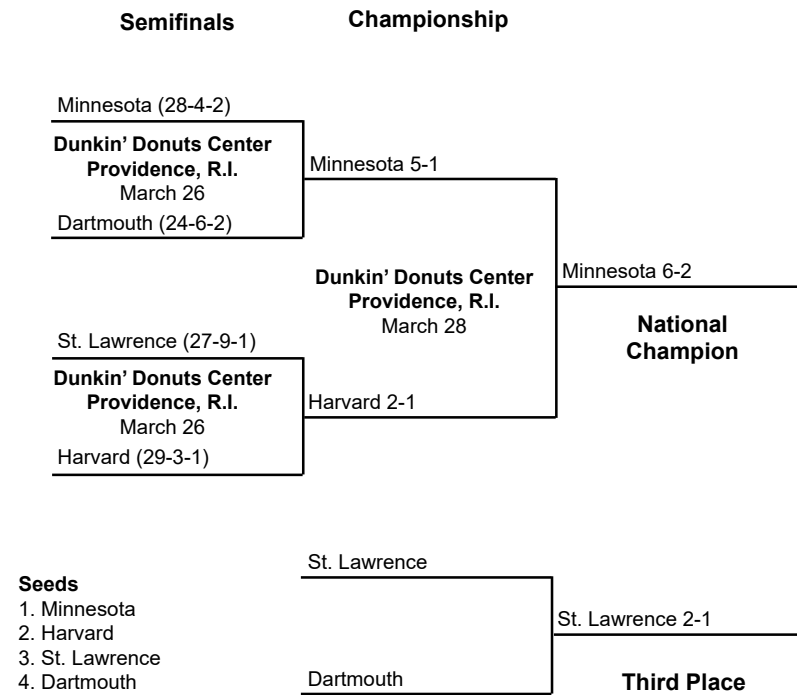




2003 National Collegiate Women's Ice Hockey Championship



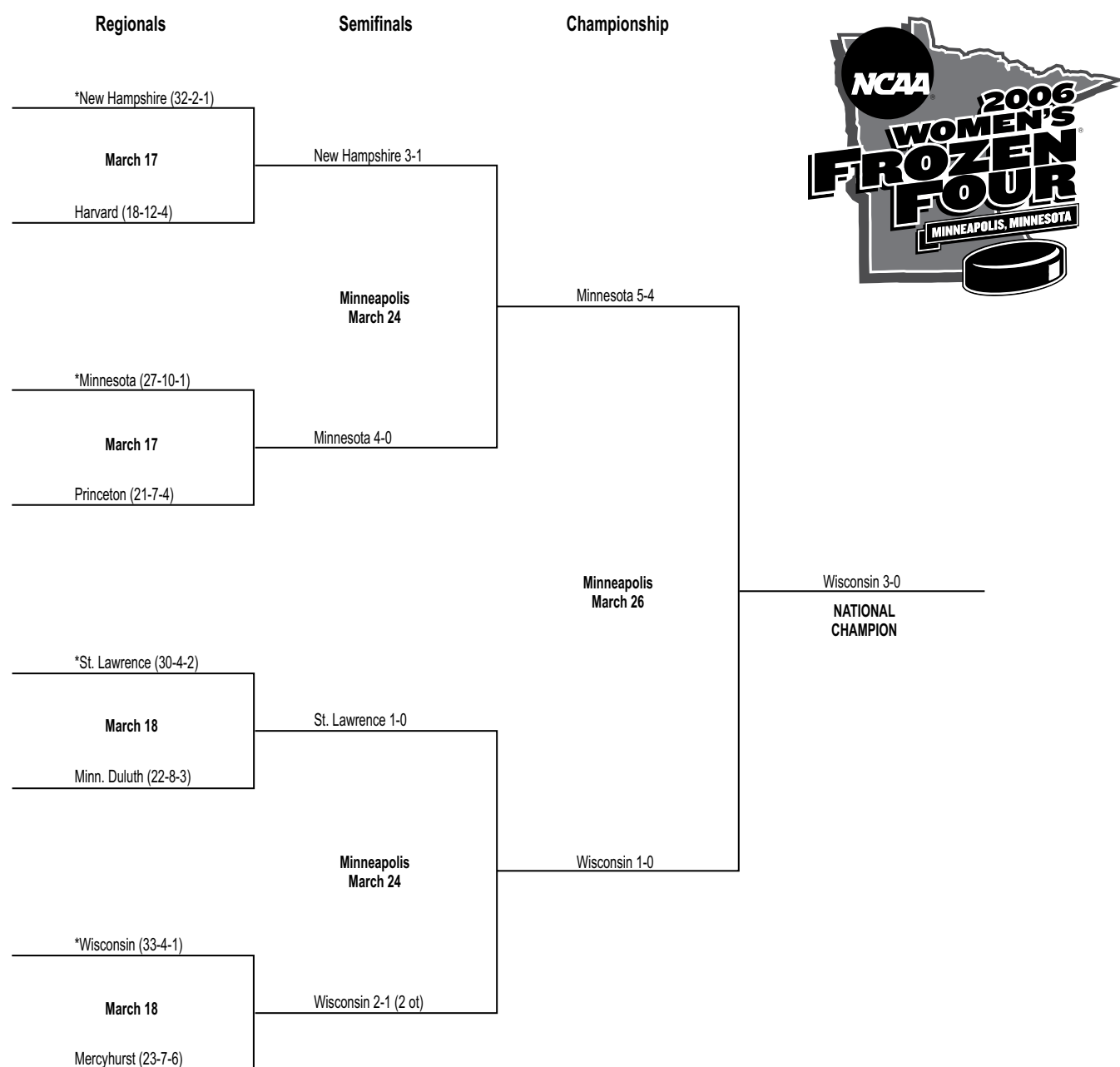
2004 National Collegiate Women's Ice Hockey Championship




2005 National Collegiate Women's Ice Hockey Championship



2006 Women's National Collegiate Championship Bracket



2007 National Collegiate Women's Ice Hockey Championship





2008 National Collegiate Women's
**Ice Hockey
Championship**

Quarterfinals

Semifinals

Championship



2009 National Collegiate Women's
**Ice Hockey
Championship**

Quarterfinals

Semifinals

Championship



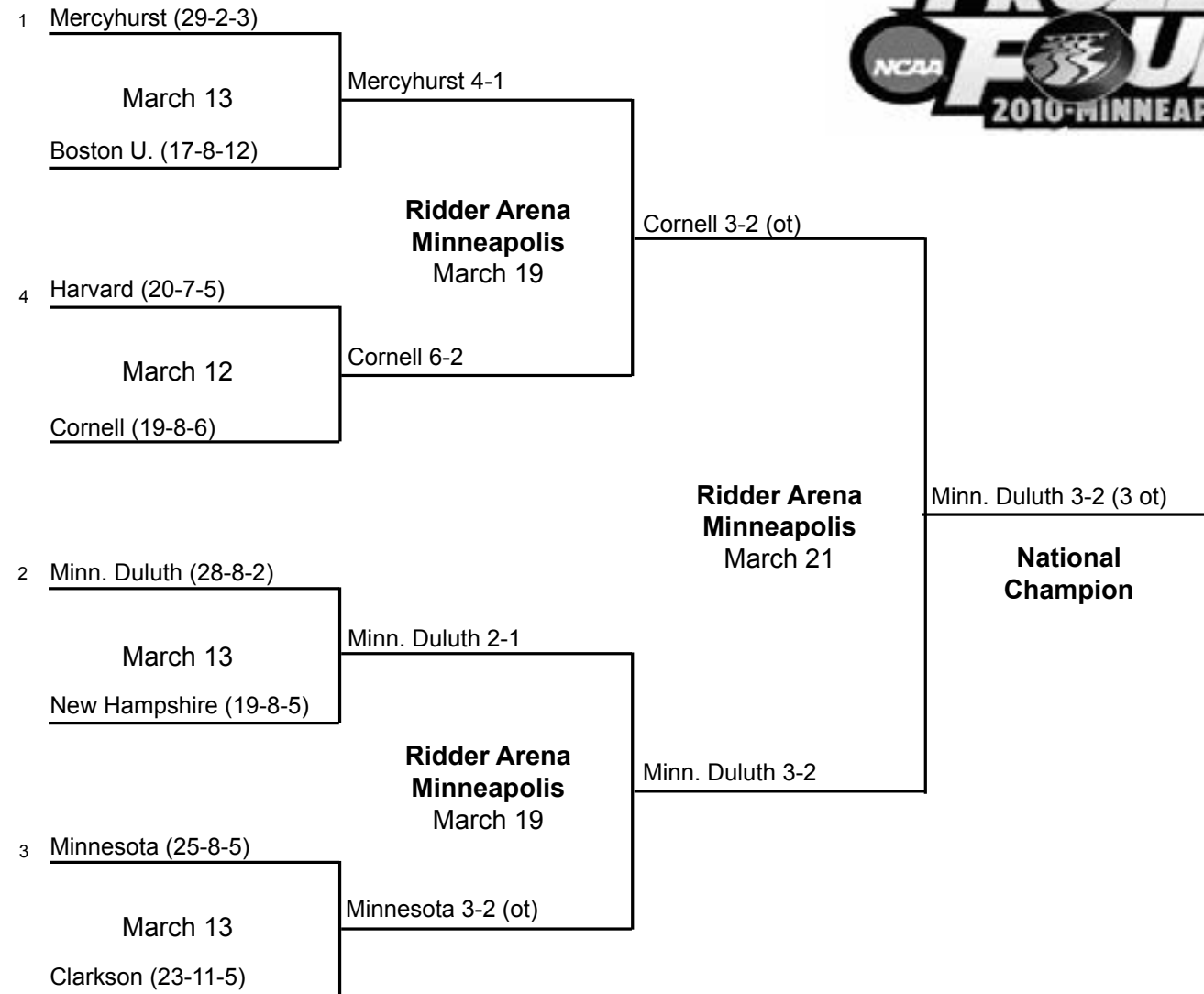


2010 National Collegiate Women's Ice Hockey Championship

Quarterfinals

Semifinals

Championship

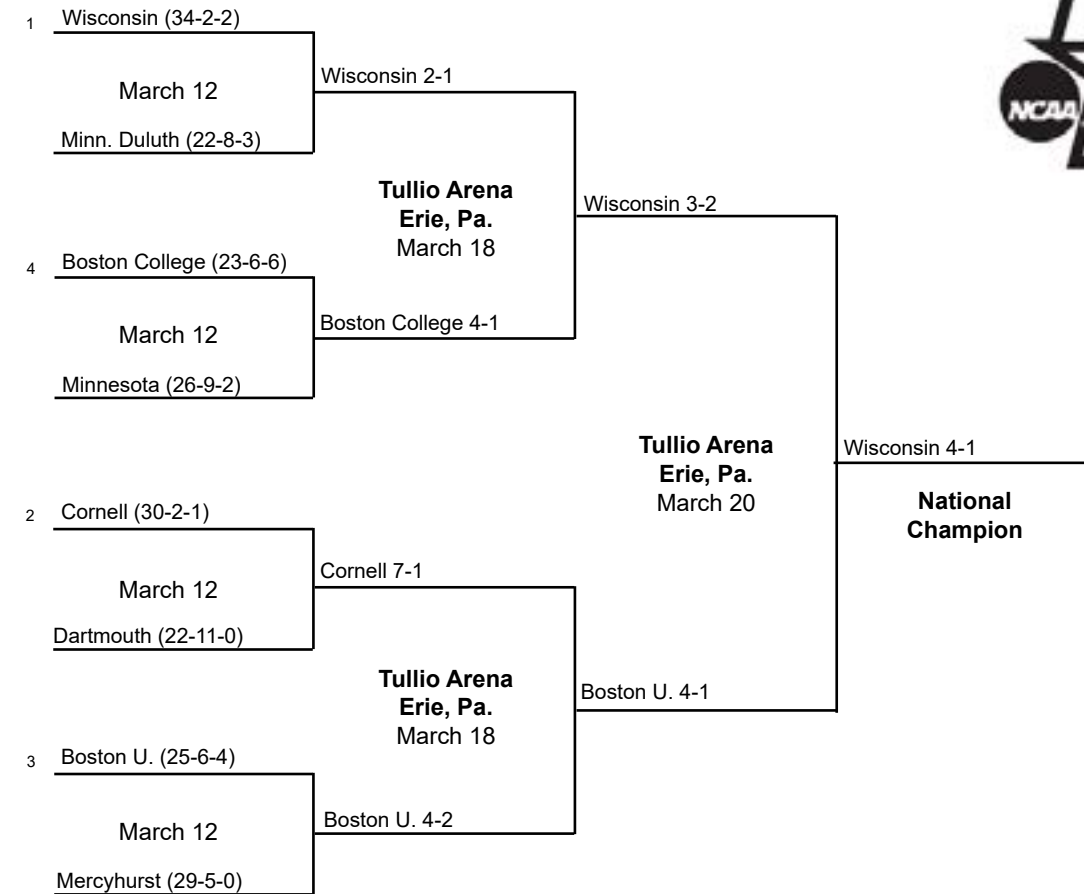


2011 National Collegiate Women's Ice Hockey Championship

Quarterfinals

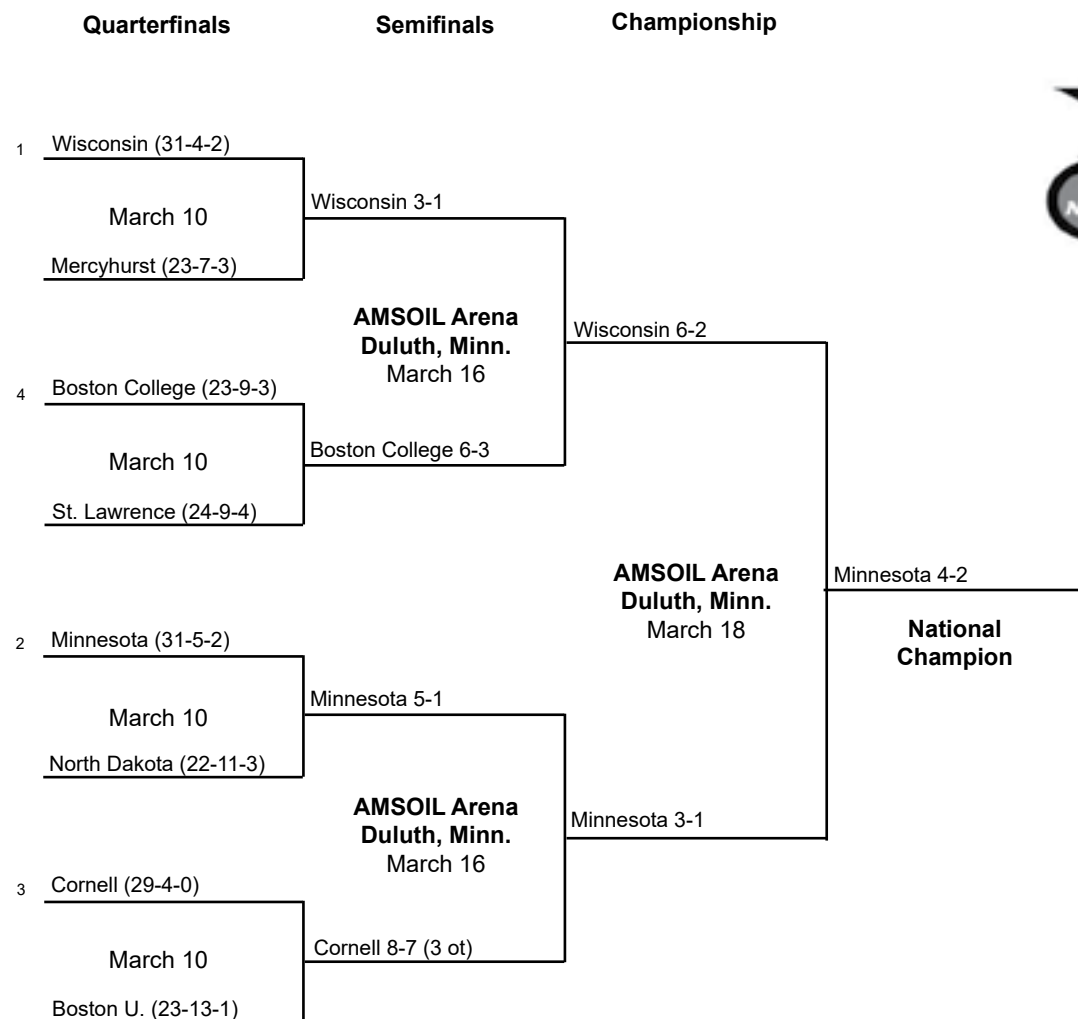
Semifinals

Championship

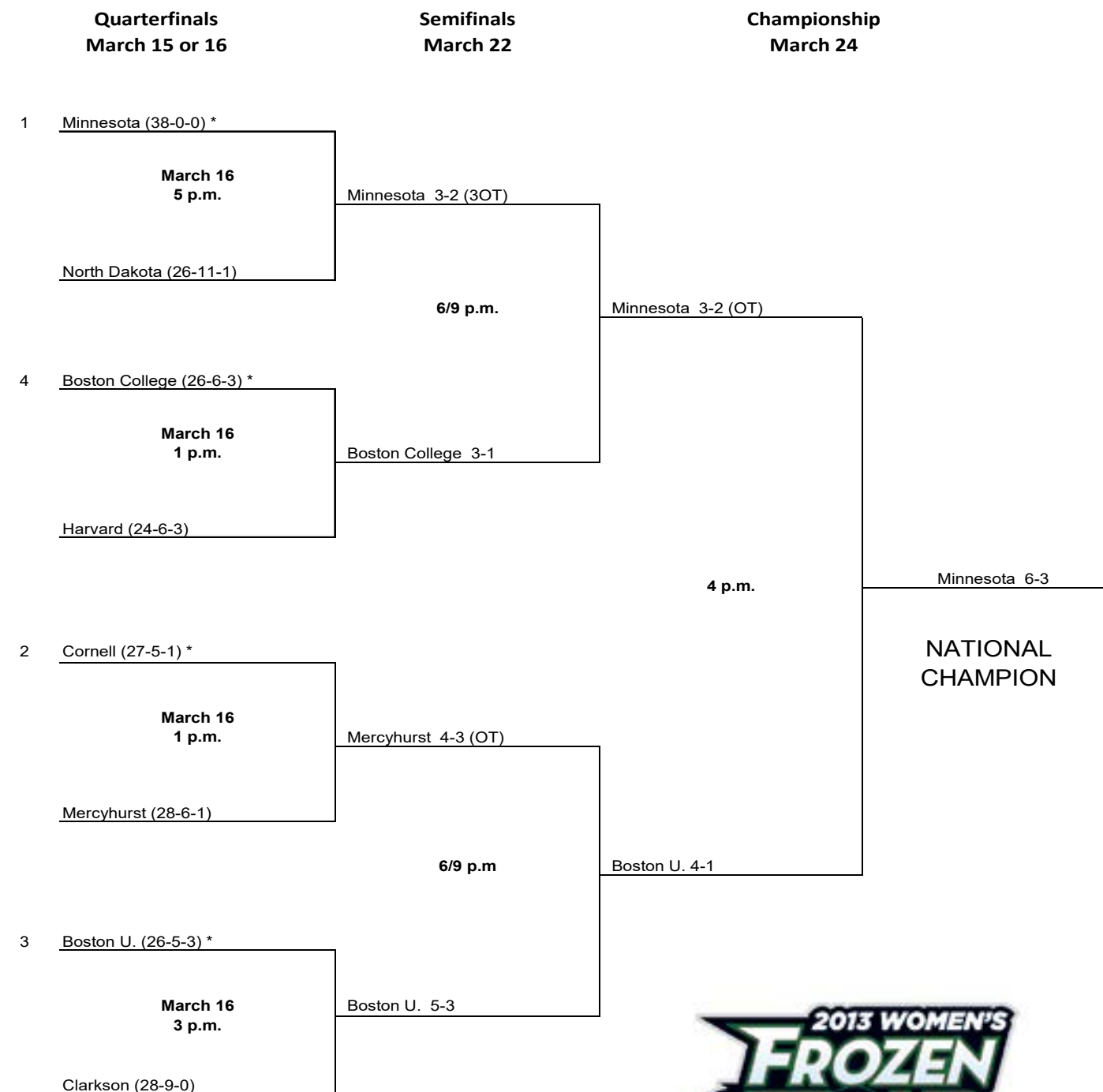




2012 National Collegiate Women's Ice Hockey Championship



2013 National Collegiate Women's ICE HOCKEY CHAMPIONSHIP



Note: All game times are Eastern and subject to change.

* Denotes host institution.



2014 National Collegiate Women's

ICE HOCKEY CHAMPIONSHIP



Note: All game times are Eastern and subject to change.

* Denotes host institution.



2015 National Collegiate Women's Ice Hockey Championship

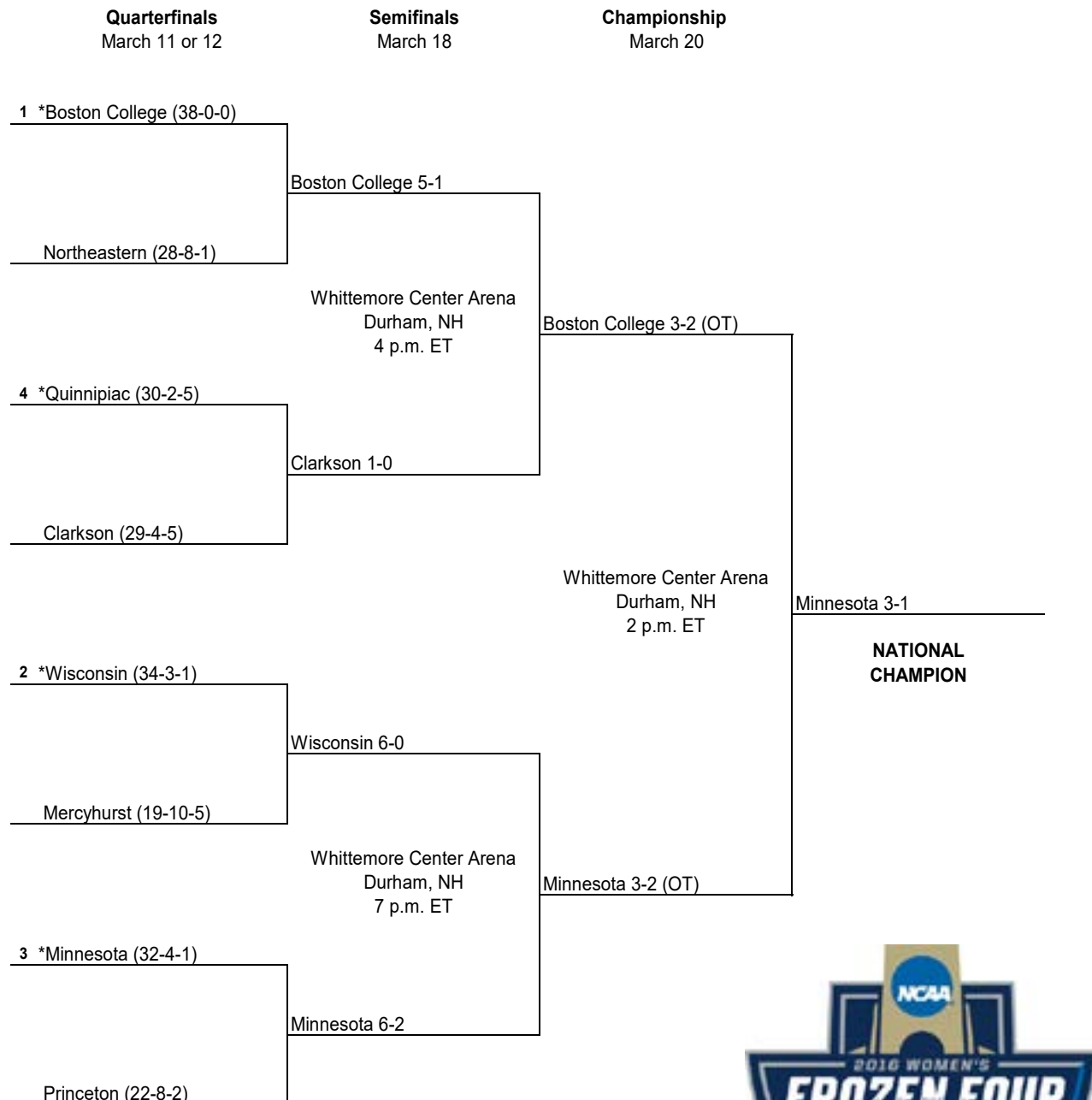


* Host Institution
All times are Eastern time.
Information subject to change.

© 2014 National Collegiate Athletic Association. No commercial use without the NCAA's written permission. The NCAA opposes all forms of sports wagering.



2016 National Collegiate Women's Ice Hockey Championship




* Host Institution
All times are Eastern time.
Information subject to change.

© 2015 National Collegiate Athletic Association. No commercial use without the NCAA's written permission. The NCAA opposes all forms of sports wagering.



2017 National Collegiate Women's Ice Hockey Championship

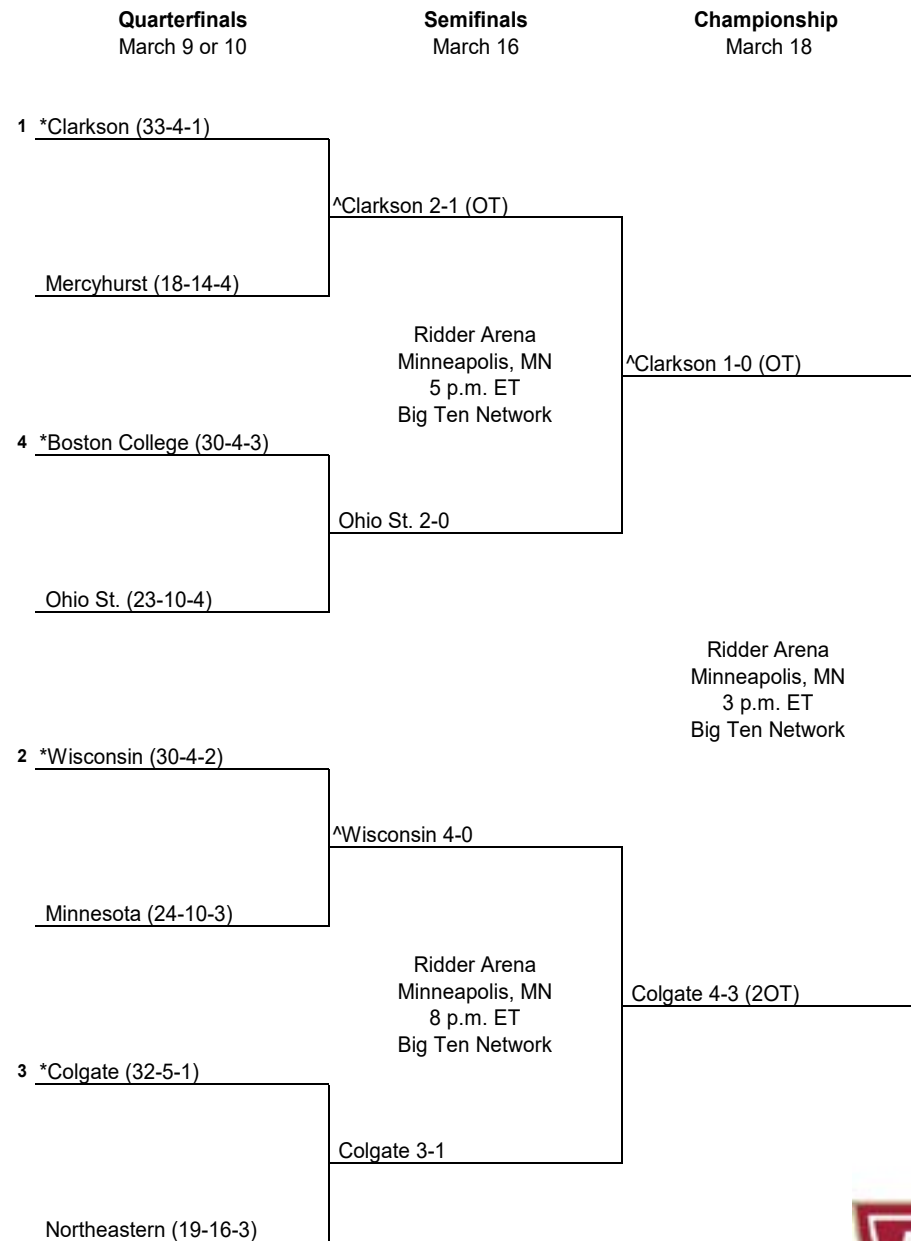


* Host Institution
Home Team
All times are Eastern time.
Information subject to change.

© 2017 National Collegiate Athletic Association. No commercial use without the NCAA's written permission. The NCAA opposes all forms of sports wagering.



2018 National Collegiate Women's Ice Hockey Championship

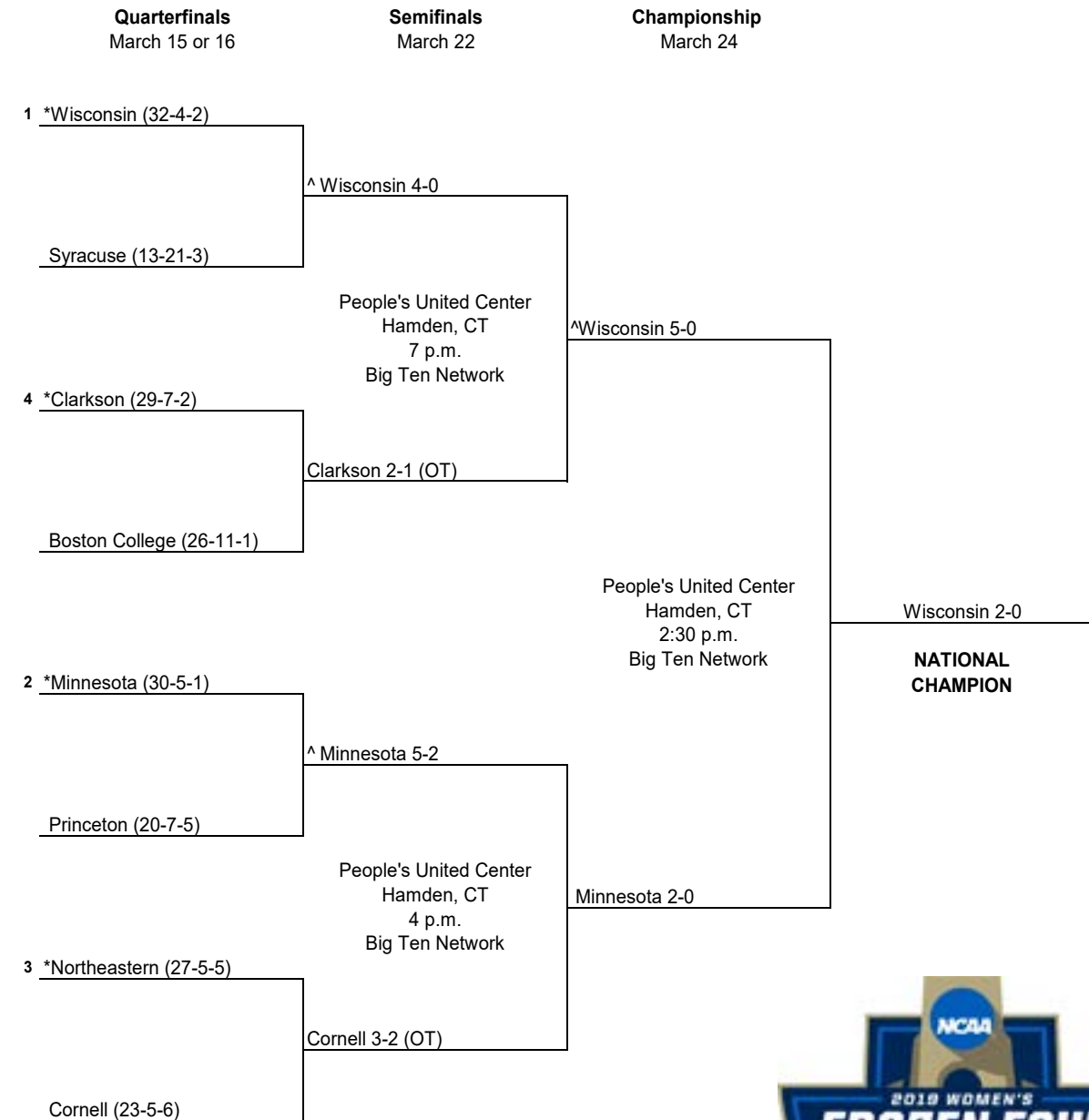


* Host Institution
^ Home Team
All times are Eastern time.
Information subject to change.

© 2017 National Collegiate Athletic Association. No commercial use without the NCAA's written permission. The NCAA opposes all forms of sports wagering.



2019 National Collegiate Women's Ice Hockey Championship



* Host Institution
^ Home Team
All times are Eastern time.
Information subject to change.

© 2019 National Collegiate Athletic Association. No commercial use without the NCAA's written permission. The NCAA opposes all forms of sports wagering.



2020 National Collegiate Women's Ice Hockey Championship

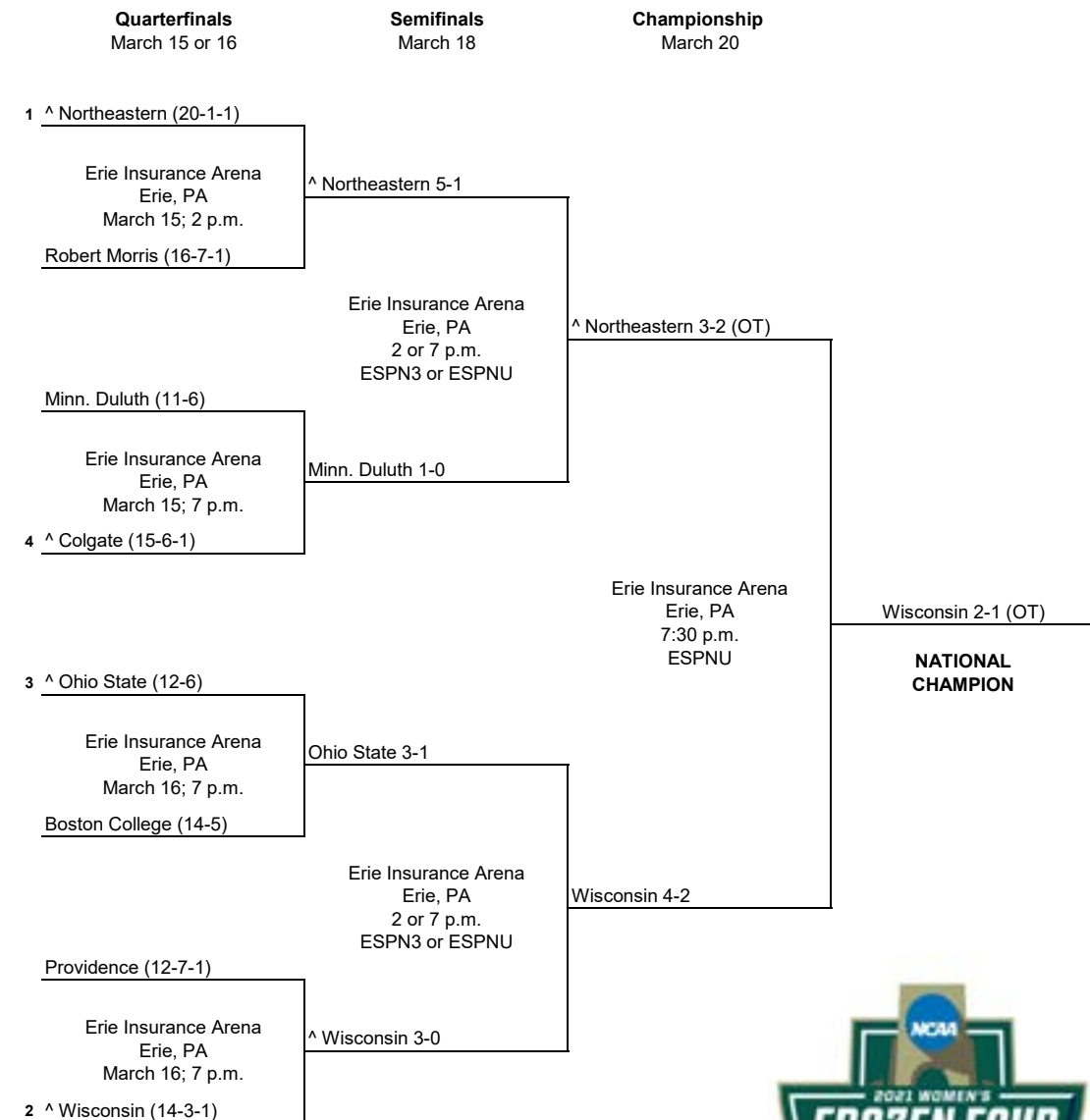


*Host Institution
All times are Eastern time.
Information subject to change.

© 2020 National Collegiate Athletic Association. No commercial use without the NCAA's written permission. The NCAA opposes all forms of sports wagering.



2021 National Collegiate Women's Ice Hockey Championship

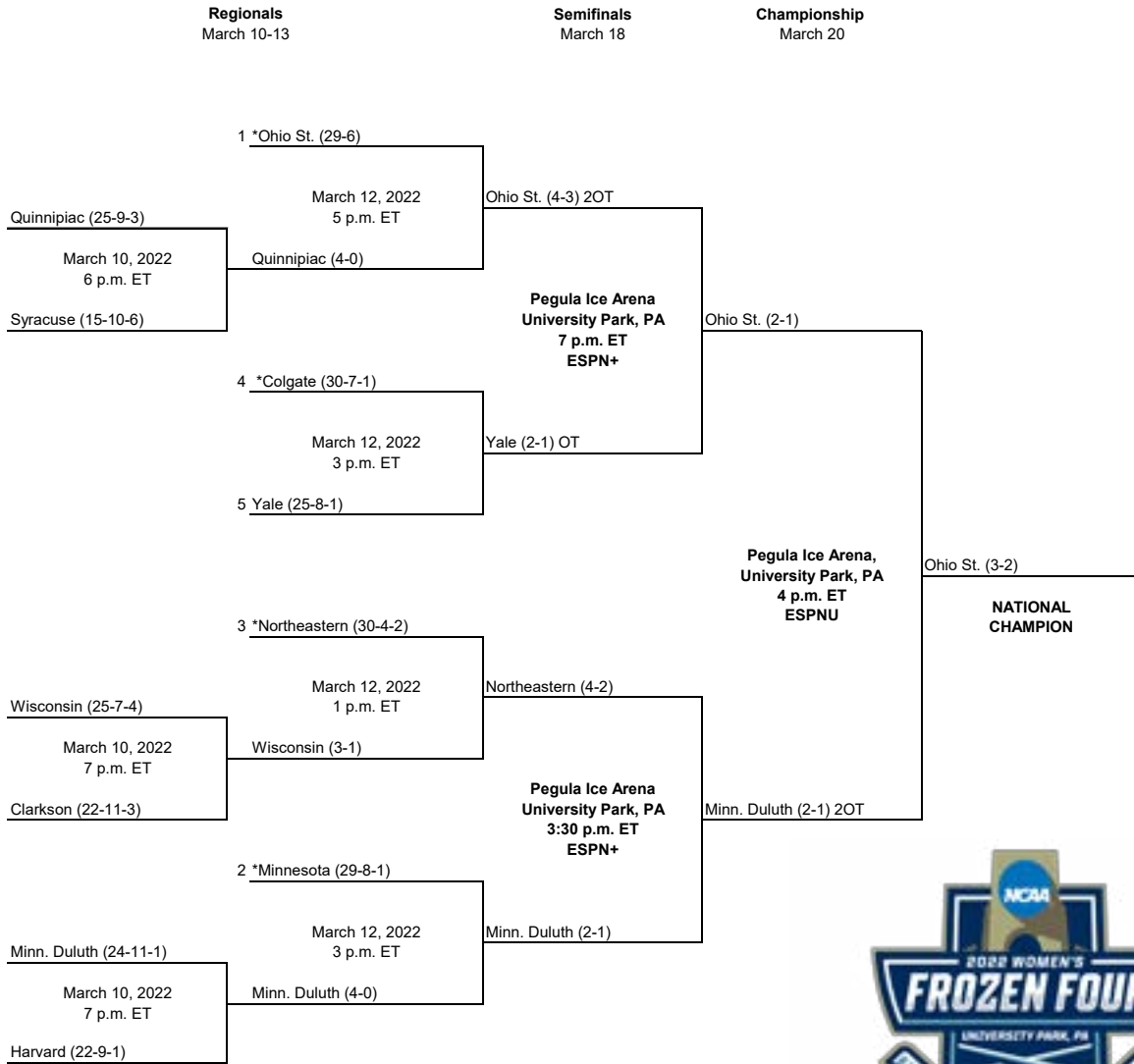


^ Home Team
All times are Eastern time.
Information subject to change.

© 2021 National Collegiate Athletic Association. No commercial use without the NCAA's written permission. The NCAA opposes all forms of sports wagering.



2022 National Collegiate Women's Ice Hockey Championship



Boston Seeds

- 1. Northeastern
- 2. Wisconsin
- 3. Clarkson

Columbus Seeds

- 1. Ohio St.
- 2. Quinnipiac
- 3. Syracuse

Hamilton Seeds

- 1. Colgate
- 2. Yale

Minneapolis Seeds

- 1. Minnesota
- 2. Minn. Duluth
- 3. Harvard

All times are Eastern time.
Information subject to change.
*Host site.

© 2022 National Collegiate Athletic Association. No commercial use without the NCAA's written permission.



Don't Bet On It.