






OFFICIAL 2007 NCAA[®] MEN'S AND WOMEN'S ICE HOCKEY RECORDS BOOK





OFFICIAL 2007 NCAA[®] MEN'S AND WOMEN'S ICE HOCKEY RECORDS BOOK





THE NATIONAL COLLEGIATE ATHLETIC ASSOCIATION
P.O. Box 6222, Indianapolis, Indiana 46206-6222
317/917-6222

www.NCAA.org
www.NCAAsports.com

Compiled By:

J.D. Hamilton, *Assistant Director of Statistics.*
Bonnie Senappe, *Assistant Director of Statistics.*
Jeff Williams, *Assistant Director of Statistics.*

Distributed to sports information directors and conference publicity directors.

NCAA, NCAA logo and National Collegiate Athletic Association are registered marks of the Association and use in any manner is prohibited unless prior approval is obtained from the Association.

Copyright, 2006, by the National Collegiate Athletic Association.
Printed in the United States of America.

ISSN 1089-0092

Front Cover Photos

(all rows left to right)

Top Row: Amy Statz, Wisconsin-Stevens Point; Bill McCurdy, New Hampshire; Cory Schneider and Mike Brennan, Boston College and Robbie Earl, Wisconsin; Richie Fuld, Middlebury.
Second Row: Aaron Johnson, Augsburg; Mark Johnson, Wisconsin; John Rolli, Massachusetts-Dartmouth; Bill Mandigo, Middlebury.
Third Row: Krissy Wendell, Minnesota; Brett Sterling, Colorado College; Laura Hurd, Elmira; Ron Mason, Michigan State.
Bottom Row: Brian Elliott, Wisconsin; Justin Mercier (16) and Head Coach Enrico Blasi, Miami (Ohio); Nikki Burish, Wisconsin; Randi Dumont, Erika Nakamura, Gloria Velez, Shannon Sylvester, Middlebury.

Contents

School Name-Change/Abbreviation Key	4
New to This Book	7
Division I Men's Records	9
Division III Men's Records.....	27
Men's Championship Results.....	43
Men's Award Winners.....	65
Men's Coaching Records.....	77
2006 Men's Statistical Leaders.....	83
2006 Men's Conference Standings.....	93
Men's Attendance Records.....	97
Division I Women's Records	101
Division III Women's Records	115
Women's Championship Results.....	129
Women's Award Winners.....	141
Women's Coaching Records.....	145
2006 Women's Statistical Leaders.....	149
2006 Women's Conference Standings.....	157
Women's Attendance Records.....	159



Photo by Vincent Muzik/NCAA Photos

School Name- Change/ Abbreviation Key

Various schools have changed their name or NCAA tabular style. The current school name or tabular style is listed along with other names or styles by which the schools have been referred. (Note: Not all schools in this list currently sponsor or have sponsored ice hockey.)

SCHOOL name changes

Current school name/tabular style:	Changed from:
Albertson	Col. of Idaho
Alcorn St.	Alcorn A&M
Alliant Int'l	U.S. Int'l; Cal Western
Arcadia	Beaver
Arizona St.	Tempe St.
Ark.-Pine Bluff	Arkansas AM&N
Armstrong Atlantic	Armstrong St.
Auburn	Alabama Poly
Augusta St.	Augusta
Bemidji St.	Bemidji Teachers
Benedictine (Ill.)	Ill. Benedictine
Bradley	Bradley Tech
UC Davis	California Aggies
Cal St. East Bay	Cal St. Hayward
Cal St. Fullerton	Orange County State College; Orange St.
Cal St. L.A.	Cal St. Los Angeles
Cal St. Northridge	San Fernando Valley St.
Carnegie Mellon	Carnegie Tech
Case Reserve	Case Institute of Technology; Case Tech
Central Okla.	Central St. (Okla.)
Charleston So.	Baptist (S.C.)
Charleston (W.V.)	Morris Harvey
Charlotte	UNC Charlotte
Chattanooga	Tenn.-Chatt.
Chicago St.	Chicago Teachers
Cleveland St.	Fenn
Colorado St.	Colorado A&M
Colorado St.-Pueblo	Southern Colo.
Columbus St.	Columbus
Concordia (Calif.)	Christ College-Irvine
Concordia (Ill.)	Concordia Teachers
Crown	St. Paul Bible
Dayton	St. Mary's Institute
DeSales	Allentown
Detroit	Detroit Mercy; Detroit Tech
Dist. of Columbia	D.C. Teachers; Federal City
Dominican (Ill.)	Rosary
Drexel	Drexel Tech
Duke	Trinity (N.C.)
Eastern Conn. St.	Willimantic St.
Eastern Mich.	Michigan Normal
Eckerd	Fla. Presbyterian
Emporia St.	Kansas St. Normal
FDU-Florham	FDU-Madison
Fresno St.	Fresno Pacific
Ga. Southern	Georgia Teachers
Ill.-Chicago	Ill.-Chicago Circle
Illinois St.	Illinois St. Normal; Illinois Normal
Indiana (Pa.)	Indiana St. (Pa.)
Indianapolis	Indiana Central
Iowa	State University of Iowa
Iowa St.	Ames
James Madison	Madison
Johnson C. Smith	Johnson Smith
Kansas St.	Kansas Aggies
Kent St.	Kent
La Sierra	Loma Linda
Lamar	Lamar Tech
Liberty	Lynchburg Baptist; Liberty Baptist
La.-Lafayette	Southwestern La.
La.-Monroe	Northeast La.
Loyola Marymount	St. Vincent's; Loyola U. of L.A.

Current school name/tabular style:

Changed from:

Lycoming	Williamsport Dickinson Seminary
Lynn	College of Boca Raton
Lyon	Arkansas College
Me.-Farmington	Farmington St.
Maritime (N.Y.)	N.Y. Maritime
Martin Luther	Northwestern (Wis.)
Marycrest Int'l	Teikyo Marycrest
Md.-East Shore	Maryland St.
Massachusetts	Massachusetts St.; Massachusetts Agriculture Col.
Mass. Liberal Arts	North Adams St.
Mass.-Dartmouth	Southeastern Mass.
Mass.-Lowell	Lowell; Lowell St.; Lowell Tech
McDaniel	Western Md.
Memphis	Memphis St.; West Tennessee St. Normal
Minn. St. Mankato	Mankato Teachers; Mankato St.
Minn. St. Moorhead	Moorhead St.; Moorhead Teachers
Missouri St.	Southwest Mo. St.
Mont. St.-Billings	Eastern Montana
Montana St.-Northern	Northern Montana
Murray St.	Murray Teachers
Neb.-Kearney	Kearney St.
Current school name:	Changed from:
Neb.-Omaha	Omaha
New England U.	St. Francis (Me.)
New Jersey City	Jersey City St.
N.J. Inst. of Tech.	Newark Engineering
New Mexico St.	New Mexico A&M
New Orleans	Louisiana St. (N.O.)
North Ala.	Florence St.
N.C. Central	North Caro. College
UNC Pembroke	Pembroke St.
North Central (Ill.)	North Central
North Central Texas	Cooke County
North Texas	North Tex. St.
Northeastern St.	Northeastern Okla. St.
Northern Ariz.	Arizona St.-Flagstaff; Flagstaff Teachers
Northern Colo.	Colorado St. College; Colorado St. Teachers
Oklahoma St.	Oklahoma A&M
Old Dominion	William & Mary (Norfolk)
Penn St.-Berks	Penn St.-Lehigh Valley
Penn St.-Harrisburg	Penn St.-Capitol
Pepperdine	George Pepperdine
Phila. Sciences	Philadelphia Pharmacy
Philadelphia U.	Philadelphia Textile
Polytechnic (N.Y.)	New York Poly; Brooklyn Poly
Post	Teikyo Post; Post
Rhodes	Southwestern (Tenn.)
Rice	Rice Institute
Richard Stockton	Stockton St.
Rochester Inst.	Mechanics Institute
Rowan	Glassboro St.
Rutgers-Newark	Newark St.
Salem Int'l	Salem-Teikyo; Salem
Samford	Howard Col.
S.C. Upstate	S.C.-Spartanburg
Southern Ind.	Indiana St.-Evansville
Southern Me.	Maine Portland-Gorham; Gorham St. (Me.)
Southern Miss.	Mississippi Southern College; Mississippi Normal
Southern N.H.	New Hamp. Col.
Southern U.	Southern B.R.
Southwest Minn. St.	Southwest St.
Stevens Institute	Stevens Tech
Taylor-Ft. Wayne	Summit Christian
Tex. A&M-Commerce	East Texas St.
Tex. A&M-Kingsville	Texas A&I
Tex.-Pan American	Pan American
Texas St.	Southwest Tex. St.
Towson	Towson St.
Troy	Troy St.
Truman	Northeast Mo. St.; Truman St.
Tulsa	Henry Kendall
Vanguard	Southern California Col.
Virginia-Wise	Clinch Valley
Washburn	Lincoln College
Washington-St. Louis	Washington (Mo.)
Washington St.	Washington Agricultural College
West Ala.	Livingston
West Tex. A&M	West Texas St.
Western Mich.	Western State Teachers
Western N.M.	New Mexico Western
Western Ore.	Oregon Tech; Oregon College of Education



Photo by Boston College Sports Information

Current school name/tabular style:

Western St.	Colo. Western; Colorado Normal
Westmar	Western Union College; Teikyo Westmar
Wichita St.	Fairmount
Widener	Pennsylvania Military College
Wm. Paterson	Paterson St.
Wis.-Eau Claire	Eau Claire Teachers
Wis.-La Crosse	La Crosse Teachers
Wis.-River Falls	River Falls Teachers
Wis.-Superior	Superior Normal; Superior St. Teachers
Xavier	St. Xavier

Changed from:

SCHOOLS also known as

Current school name/tabular style:

Air Force	U.S. Air Force Academy
Apprentice School	Newport News
Army	U.S. Military Academy; West Point
Baruch	Bernard M. Baruch
Case Reserve	Case Western Reserve
CCNY	City College of New York
City Tech	NYCCT; New York City Tech
Coast Guard	U.S. Coast Guard Academy
GC&SU	Georgia College & State University
Hawthorne	Nathaniel Hawthorne
IPFW	Indiana/Purdue-Ft. Wayne
IUPUI	Indiana/Purdue-Indianapolis
Lehman	Herbert H. Lehman
Lipscomb	David Lipscomb
Long Island	LIU-Brooklyn
LSU	Louisiana St.
Merchant Marine	King's Point; U.S. Merchant Marine Academy
MIT	Massachusetts Institute of Technology
Current school name:	Also known as:
Navy	U.S. Naval Academy
TCNJ	The College of New Jersey (was Trenton St.)
NYIT	New York Institute of Technology; New York Tech
Rochester Inst.	RIT
Sewanee	University of the South
Southampton	LIU-Southampton
SMU	Southern Methodist
TCU	Texas Christian
UAB	Ala.-Birmingham
UCF	Central Fla. (was Florida Tech)
UCLA	University of California, Los Angeles
UMBC	Md.-Balt. County
UMKC	Mo.-Kansas City
UNI	Northern Iowa (was Iowa Teachers)
UNLV	Nevada-Las Vegas (was Nevada Southern)
UTEP	Texas-El Paso (was Texas Western)
UTSA	Texas-San Antonio
VCU	Va. Commonwealth
VMI	Va. Military
WPI	Worcester Poly Inst.; Worcester Tech

Also known as:

SCHOOL MERGERS

Current school name:

Case Reserve	Case Tech & Western Reserve; 1971-72
Mass.-Lowell	Lowell St. & Lowell Tech; 1975-76

Two Schools Merged & Year:

New To this Book

Division I Men

Record	Page(s)
Assists On Game-Winning Goals, Career.....	10
Consecutive Goalie Shutouts.....	10, 14
Consecutive Shutout Minutes, Season (Individual)	10, 14
Conference Winning Streak	18, 24
Conference Unbeaten Streak.....	18, 24
Consecutive Shutouts (Team).....	18, 25
Consecutive Shutout Minutes (Team)	18, 25
Longest Game.....	18, 20

Division III Men

Record	Page(s)
Assists On Game-Winning Goals, Season	28, 30
Assists On Game-Winning Goals, Career.....	28, 33
Goalie Shutouts, Season	28, 31
Goalie Shutouts, Career.....	28, 34
Consecutive Goalie Shutouts.....	28, 31
Consecutive Shutout Minutes, Season (Individual)	28, 31
Conference Winning Streak	35, 40
Conference Unbeaten Streak.....	35, 40
Shutouts, Season (Team).....	36, 41
Consecutive Shutouts (Team).....	36, 41
Consecutive Shutout Minutes (Team)	36, 41
Longest Game.....	36, 37

Men's Coaching

Section	Page(s)
All-Divisions Records	78-79
Winningest Coaches All-Time, Division I	79-80
Winningest Coaches All-Time, Division III.....	81-82

Men's Attendance

Record	Page(s)
All-Time Single-Game Attendance High, Division I	100
All-Time Single-Game Attendance High, Division III.....	100

Division I Women

Record	Page(s)
Goalie Shutouts, Season	102, 104
Goalie Shutouts, Career.....	102, 107
Most Improved Teams From Previous Season.....	114

Division III Women

Record	Page(s)
Goalie Shutouts, Season	116
Goalie Shutouts, Career.....	116, 121
Most Improved Teams From Previous Season.....	127

Women's Attendance

Record	Page(s)
Annual Home Attendance Leaders, Division I	161
Annual Home Attendance Leaders, Division III.....	161



Photo by Vincent Muzik/NCAA Photos

Men's Division I Records

Individual Records	10
Individual Leaders	10
Annual Individual Champions.....	17
Team Records	18
Team Leaders	19
Annual Team Champions.....	25
AHCA Final Polls	26
USCHO Final Polls	26



Individual Records

Official NCAA men's ice hockey records began with the 1947-48 (1948) season and are based on information submitted to the NCAA statistics service by institutions participating in the statistics rankings. In statistical rankings, the rounding of percentages and/or averages may indicate ties where none exist. In these cases, the numerical order of the rankings is accurate.

Offense

POINTS SCORED

Game

13—Gordie Peterkin, Rensselaer vs. Springfield, Dec. 2, 1952 (four goals, nine assists)

Season

116—Tony Hrkac, North Dakota, 1987 (46 goals, 70 assists)

Career

330—Dave Rost, Army, 1974-77 (104 goals, 226 assists)

POINTS PER GAME

Season

4.39—Frank Chiarelli, Rensselaer, 1952 (55 goals, 24 assists in 18 games)

Career

3.38—Abbie Moore, Rensselaer, 1952-54 (102 goals, 104 assists in 61 games)

GOALS

Game

9—Ken Kaiser, Mass.-Lowell vs. American Int'l, Dec. 12, 1981

Season

59—Mike Donnelly, Michigan St., 1986

Career

156—Chuck Delich, Air Force, 1974-77

GOALS PER GAME

Season

3.06—Frank Chiarelli, Rensselaer, 1952 (55 in 18 games)

Career

1.94—Frank Chiarelli, Rensselaer, 1952-55 (155 in 80 games)

ASSISTS

Game

9—Gordie Peterkin, Rensselaer vs. Springfield, Dec. 2, 1952; Don Sennott, Brown vs. Springfield, Jan. 31, 1952

Season

76—Wayne Gagne, Western Mich., 1987

Career

226—Dave Rost, Army, 1974-77

ASSISTS PER GAME

Season

2.33—Paul Midghall, Rensselaer, 1959 (49 in 21 games)

Career

1.98—Dave Rost, Army, 1974-77 (226 in 114 games)

ASSISTS ON GAME-WINNING GOALS

Career

24—Marty Sertich, Colorado Col., 2003-06

POWER-PLAY GOALS

Game

4—Jay Mazur, Maine vs. Mass.-Lowell, Feb. 7, 1987; Tom Cullitz, Vermont vs. Yale, Feb. 3, 1979; Dave Silk, Boston U. vs. Merrimack, Nov. 22, 1977

Season

32—Rob Bryden, Western Mich., 1987

Career

72—Tom Ross, Michigan St. 1973-76

SHORT-HANDED GOALS

Game

3—George Awada, St. Cloud St. vs. Michigan Tech, Feb. 14, 1998; Jayson Greyerbiehl, Colgate vs. Yale, 1989; C.J. Young, Harvard vs. Dartmouth, Dec. 12, 1988; Greg Dreschel, Colgate vs. Rensselaer, 1987; Norm Cherrey, Wisconsin vs. Minn. Duluth, Feb. 17, 1973

Season

10—John Madden, Michigan, 1996

Career

23—John Madden, Michigan, 1994-97

GAME-WINNING GOALS

Season

10—Colin Hemingway, New Hampshire, 2002; Chuck Kobasew, Boston College, 2001; Doug Weight, Lake Superior St., 1991; Tim Barakett, Harvard, 1986; John Newberry, Wisconsin, 1982; Aaron Broten, Minnesota, 1981; Tom Earl, Colgate, 1970



Photo by Casey B. Gibson

Colorado College's Brett Sterling wrapped up his career in 2006 as the Division I career leader in game-winning goals with 23. He also is third in the division with 56 career power-play goals.

Career

23—Brett Sterling, Colorado Col., 2003-06

Defense

SAVES

Game

78—Dick Greenlaw, Rensselaer vs. Boston U., Dec. 14, 1965

Season

1,711—Robb Stauber, Minnesota, 1988

Career

4,434—Robbie Moore, Michigan, 1973-76

SAVE PERCENTAGE

Season

.956—Jimmy Howard, Maine, 2004 (580 saves, 27 goals allowed)

Career

.941—Ryan Miller, Michigan St., 2000-02 (2,600 saves, 164 goals allowed)

GOALS-AGAINST AVERAGE

Season

1.19—Jimmy Howard, Maine, 2004 (1,364 minutes, 27 goals allowed)

Career

1.29—David LeNeveu, Cornell, 2002-03 (2,789 minutes, 60 goals allowed)

Miscellaneous

GOALIE WINNING PERCENTAGE

Season

1.000—Brian Cropper, Cornell, 1970 (29-0-0)

Career

*.944—Ken Dryden, Cornell, 1966-69 (76-4-1)

*Ties computed as half win, half loss.

GOALIE WINS

Career

127—Marty Turco, Michigan, 1995-98

GOALIE SHUTOUTS

Season

12—Greg Gardner, Niagara, 2000

CONSECUTIVE GOALIE SHUTOUTS

Season

5—Blaine Lacher, Lake Superior St., 1994

CONSECUTIVE SHUTOUT MINUTES

Season

375:01—Blaine Lacher, Lake Superior St., Feb. 26-March 2, 1994

Individual Leaders

SINGLE-GAME RECORDS

Offense

POINTS

No.	Player, Team vs. Opponent	Date
13	Gordie Peterkin, Rensselaer vs. Springfield	Dec. 2, 1952
11	Craig MacTavish, Mass.-Lowell vs. Bryant	Feb. 17, 1979
11	Bob Wheeler, Brown vs. Springfield	Jan. 31, 1952
10	Louis Frigon, New Hampshire vs. Colgate	Feb. 27, 1971
10	Bob Cleary, Harvard vs. Tufts	Jan. 8, 1958

No.	Player, Team vs. Opponent	Date
10	Jack Mulhern, Boston College vs. Ft. Devens	Dec. 13, 1948
9	Bob Joyce, North Dakota vs. Michigan Tech	Jan. 2, 1987
9	Steve Forliti, Minn. St. Mankato vs. Wis.-Eau Claire	Dec. 7, 1979
9	Dave Rost, Army vs. Bryant	Dec. 17, 1976
9	George Clark, Army vs. New Haven	Feb. 16, 1974
9	Leo Dupere, Northeastern vs. Norwich	March 2, 1962
9	George Pollack, Merrimack vs. Rutgers	Dec. 17, 1961
9	Real Turcotte, Michigan St. vs. Ohio	Feb. 17, 1961
9	Bob Doyle, Michigan St. vs. Ohio	Feb. 17, 1961
9	Joe Barile, Providence vs. American Int'l	Feb. 15, 1959
9	Tom Humphreys, Merrimack vs. Babson	Jan. 31, 1959
9	Russ Kidd, Massachusetts vs. WPI	1955
9	Bill Reichart, North Dakota vs. Minn. Duluth	Dec. 29, 1954

No.	Player, Team vs. Opponent	Date
9	Bill Meehan, St. Lawrence vs. Dartmouth.....	1953
9	Tony Frasca, Colorado Col. vs. Michigan Tech.....	1952

GOALS

No.	Player, Team vs. Opponent	Date
9	Ken Kaiser, Mass.-Lowell vs. American Int'l.....	Dec. 12, 1981
8	Phil Clark, Yale vs. Connecticut.....	Dec. 1, 1971
8	Bob Wheeler, Brown vs. Springfield.....	Jan. 31, 1952
8	Bill Sullivan, North Dakota vs. North Dakota St.....	Feb. 27, 1948
7	George Clark, Army vs. Wesleyan (Conn.).....	Feb. 5, 1975
7	Dick Chiarelli, Rensselaer vs. Northeastern.....	Jan. 7, 1956
7	Bill Reichart, North Dakota vs. Minn. Duluth.....	Dec. 29, 1954
7	Frank Chiarelli, Rensselaer vs. Champlain.....	Jan. 26, 1952
7	Frank Chiarelli, Rensselaer vs. Loyola.....	Dec. 7, 1951
7	Jack Gary, Boston U. vs. MIT.....	1950
6	Zac Gross, Quinnipiac vs. Scranton.....	Nov. 30, 1997
6	Richard Buckholz, Quinnipiac vs. Scranton.....	Feb. 21, 1987
6	Gary Emmons, Northern Mich. vs. Minnesota.....	Nov. 30, 1985
6	Bob Magnuson, Merrimack vs. Babson.....	March 1980
6	Paul Mattson, Minn. St. Mankato vs. Wis.-Eau Claire.....	Dec. 7, 1979
6	Randy Wilson, Providence vs. Merrimack.....	Nov. 25, 1975
6	George Clark, Army vs. New Haven.....	Feb. 16, 1974
6	Chuck Delich, Air Force vs. Lake Forest.....	Nov. 17, 1973
6	Randy McArthur, Lake Superior St. vs. Ohio St.....	Nov. 29, 1968
6	Doug Ferguson, Cornell vs. Hamilton.....	Jan. 13, 1965
6	Bob Meehan, Colgate vs. Hamilton.....	Feb. 15, 1964
6	Jamie McKinnon, New Hampshire vs. Connecticut.....	Feb. 11, 1961
6	John Gillies, Cornell vs. Lehigh.....	March 8, 1958
6	Ed Mohana, Providence vs. Boston.....	Jan. 31, 1956
6	Jim Reid, Northeastern vs. Norwich.....	Feb. 9, 1948

No.	Player, Team vs. Opponent	Date
3	Tom Nelson, Minn. Duluth vs. Bemidji St.....	Dec. 7, 2001
3	Andy Reiersen, Minn. Duluth vs. Michigan Tech.....	Nov. 11, 2000
3	Chad Power, Ohio St. vs. Guelph.....	Oct. 15, 1994
3	Martin Jiranek, Bowling Green vs. Lake Superior St.....	Jan. 11, 1992
3	Bob Madson, Alas. Anchorage vs. Northern Ariz.....	Jan. 17, 1984
3	Daryl Sellenreich, Denver vs. Northern Mich.....	Oct. 28, 1983
3	Perry Schnarr, Denver vs. Michigan Tech.....	Jan. 21, 1977

SHORT-HANDED GOALS

No.	Player, Team vs. Opponent	Date
3	George Awada, St. Cloud St. vs. Michigan Tech.....	Feb. 14, 1998
3	Jayson Greyerbiehl, Colgate vs. Yale.....	1989
3	C.J. Young, Harvard vs. Dartmouth.....	Dec. 12, 1988
3	Greg Dreschel, Colgate vs. Rensselaer.....	1987
3	Norm Cherrey, Wisconsin vs. Minn. Duluth.....	Feb. 17, 1973

Defense

SAVES

No.	Player, Team vs. Opponent	Date
78	Dick Greenlaw, Rensselaer vs. Boston U.....	Dec. 14, 1965
77	Rick DiPietro, Boston U. vs. St. Lawrence.....	March 26, 2000
77	Bill Halbrehder, Minn. Duluth vs. Michigan.....	Dec. 19, 1964
75	Kirk Daubenspeck, Wisconsin vs. Colorado Col.....	March 8, 1997
74	Jack Noblet, Michigan Tech vs. North Dakota.....	Jan. 18, 1948
73	Ed Schiller, Michigan St. vs. Denver.....	Feb. 6, 1954
72	Derek Gustafson, St. Lawrence vs. Boston U.....	March 26, 2000
72	Ed Mio, Colorado Col. vs. Wisconsin.....	Nov. 17, 1972
72	Geoff McMullen, Colgate vs. Cornell.....	Jan. 26, 1971
68	Mark Kronholm, Notre Dame vs. Michigan St.....	Feb. 16, 1973
67	Tom O'Connor, St. Lawrence vs. Cornell.....	Dec. 5, 1973
67	Torry Smith, Penn vs. Princeton.....	1968
66	Nick Boucher, Dartmouth vs. Colgate.....	March 14, 2003
66	Yann Danis, Brown vs. Harvard.....	March 9, 2002
66	Don Cutts, Rensselaer vs. Boston U.....	Nov. 29, 1973
66	Chuck Hobaica, Ohio St. vs. Western Mich.....	Feb. 22, 1964
66	Gerry Jones, Yale vs. St. Lawrence.....	Dec. 14, 1957
66	Ed Hornstein, Providence vs. Clarkson.....	Feb. 26, 1955
65	John Cole, Yale vs. Cornell.....	Dec. 13, 1969
65	Colin Clark, New Hampshire vs. Boston U.....	March 3, 1965

SEASON RECORDS

Offense

POINTS

Player, Team	Year	Pts.
Tony Hrkac, North Dakota.....	1987	116
Steve Moria, Alas. Fairbanks.....	1985	109
Bill Watson, Minn. Duluth.....	1985	109
Dave Rost, Army.....	1977	108
Dave Taylor, Clarkson.....	1977	108
Dave Merhar, Army.....	1969	107
Aaron Broten, Minnesota.....	1981	106
Tom Ross, Michigan St.....	1976	105
Dan Dorion, Western Mich.....	1986	104
Mike Zike, Michigan Tech.....	1976	104
Kip Miller, Michigan St.....	1990	101
Paul Kariya, Maine.....	1993	100
Dallas Gaume, Denver.....	1986	99
Dave Debol, Michigan.....	1977	99
Mike Donnelly, Michigan St.....	1986	97
Tom Rost, Army.....	1980	97
Tom Ross, Michigan St.....	1975	97
Steve Colp, Michigan St.....	1974	97
Pat Micheletti, Minnesota.....	1985	96
Paul Pooley, Ohio St.....	1984	96
Bill Joyce, Northern Mich.....	1980	96

POINTS PER GAME

(Minimum 50 Points)

Player, Team	Year	GP	G	A	Pts.	PPG
Frank Chiarelli, Rensselaer.....	1952	18	55	24	79	4.39
Mo Mosco, Rensselaer.....	1952	14	24	31	55	3.93
Dave Merhar, Army.....	1969	28	57	50	107	3.82
Dave Rost, Army.....	1977	29	43	65	108	3.72
Paul Midghall, Rensselaer.....	1959	21	29	49	78	3.71
Abbie Moore, Rensselaer.....	1953	20	35	38	73	3.65
Abbie Moore, Rensselaer.....	1952	18	31	34	65	3.61
Steve Moria, Alas. Fairbanks.....	1984	26	36	51	87	3.35



Rensselaer's Gordie Peterkin, shown here scoring the game-winning goal in the 1954 NCAA championship game, holds the Division I records for most points (13) and assists (9) in a game. His record-setting effort took place December 2, 1952, against Springfield.

ASSISTS

No.	Player, Team vs. Opponent	Date
9	Gordie Peterkin, Rensselaer vs. Springfield.....	Dec. 2, 1952
9	Don Sennott, Brown vs. Springfield.....	Jan. 31, 1952
8	Craig MacTavish, Mass.-Lowell vs. Bryant.....	Feb. 17, 1979
8	Joe Barile, Providence vs. American Int'l.....	Feb. 15, 1959
8	Billy Cleary, Harvard vs. Boston U.....	Feb. 16, 1955
8	Malcolm White, Clarkson vs. Middlebury.....	1951
7	Kevin Foster, Vermont vs. Norwich.....	Nov. 5, 1983
7	Brian Hills, Bowling Green vs. Ferris St.....	Jan. 15, 1982
7	Tom Lawler, Merrimack vs. Babson.....	March 1980
7	Tom Rost, Army vs. Bryant.....	Jan. 12, 1980
7	Steve Fisher, Northern Mich. vs. Ill.-Chicago.....	Dec. 7, 1979
7	Steve Forliti, Minn. St. Mankato vs. Wis.-Eau Claire.....	Dec. 7, 1979
7	Rod Hookwith, Lake Superior St. vs. Chicago St.....	Nov. 8, 1975
7	Jim Skalko, Air Force vs. Lake Forest.....	Nov. 17, 1973
7	Ron Anderson, Boston U. vs. Merrimack.....	Jan. 4, 1972
7	Louis Frigon, New Hampshire vs. Colgate.....	Feb. 27, 1971
7	George McManama, Harvard vs. Boston College.....	March 10, 1970
7	Rich Magnusson, Clarkson vs. Guelph.....	Jan. 4, 1969
7	Curt Bennett, Brown vs. Penn.....	Feb. 17, 1968
7	Larry Davenport, Boston U. vs. New Brunswick.....	1968
7	Neal Langill, St. Lawrence vs. Carleton.....	1953

POWER-PLAY GOALS

No.	Player, Team vs. Opponent	Date
4	Jay Mazur, Maine vs. Mass.-Lowell.....	Feb. 7, 1987
4	Tom Cullity, Vermont vs. Yale.....	Feb. 3, 1979
4	Dave Silk, Boston U. vs. Merrimack.....	Nov. 22, 1977
3	Dan Knapp, Ohio St. vs. Sacred Heart.....	Nov. 6, 2005
3	Marco Peluso, Minn. Duluth vs. Colorado Col.....	Dec. 21, 2004

Photo by Rensselaer Sports Information

Player, Team	Year	GP	G	A	Pts.	PPG
Steve Moria, Alas. Fairbanks	1985	34	43	66	109	3.21
Lance Nethery, Cornell	1978	27	23	60	83	3.07
Chuck Delich, Air Force	1976	26	44	35	79	3.04
Tom Rost, Army	1980	32	40	57	97	3.03
Billy Daly, Boston College	1961	25	33	41	74	2.96
Neil Celley, Michigan	1951	27	40	39	79	2.93
Don Sennott, Brown	1951	24	24	46	70	2.92
Steve Moria, Alas. Fairbanks	1983	26	29	46	75	2.88
Tony Curran, Army	1969	28	25	55	80	2.86
Scott Roselius, Alas. Fairbanks	1980	20	32	24	56	2.80
Gordon McMillan, Michigan	1948	23	32	30	62	2.70
Lance Nethery, Cornell	1977	29	32	46	78	2.69
Keith Street, Alas. Fairbanks	1988	31	37	46	83	2.68
Jerry Walker, Denver	1961	32	56	29	85	2.66
Bill Gilligan, Brown	1976	30	25	54	79	2.63
Doug Ferguson, Cornell	1966	27	37	34	71	2.63
Gil Burford, Michigan	1951	27	37	34	71	2.63
Curt Bennett, Brown	1970	24	26	37	63	2.63

GOALS

Player, Team	Year	Games	Goals
Mike Donnelly, Michigan St.	1986	-	59
Dave Merhar, Army	1969	28	57
Jerry Walker, Denver	1961	32	56
Dates Fryberger, Middlebury	1961	-	56
Frank Chiarelli, Rensselaer	1952	18	55
Tim Harrer, Minnesota	1980	-	53
Bob Joyce, North Dakota	1987	-	52
Brett Hull, Minn. Duluth	1986	-	52
Tom Ross, Michigan St.	1976	-	51
Jack Gary, Boston U.	1950	-	51
Ed Beers, Denver	1982	-	50
Bill Watson, Minn. Duluth	1985	-	49
Tom Roe, Williams	1961	-	49
Scott Beattie, Northern Mich.	1991	-	48
Kip Miller, Michigan St.	1990	-	48
Pat Micheletti, Minnesota	1985	-	48
Mark Johnson, Wisconsin	1978	-	48
Ron Ryan, Colby	1961	-	48
Aaron Broten, Minnesota	1981	-	47
George Lyle, Michigan Tech	1976	-	47
Mike Zuke, Michigan Tech	1976	-	47
George Clark, Army	1975	29	47
George Clark, Army	1974	28	47
Bert DeHate, Wisconsin	1968	31	47
Bob McCusker, Colorado Col.	1957	-	47

GOALS PER GAME

(Minimum 25 Goals)

Player, Team	Year	GP	G	GPG
Frank Chiarelli, Rensselaer	1952	18	55	3.06
Dave Merhar, Army	1969	28	57	2.04
Paul Midghall, Rensselaer	1958	21	40	1.90
Bob Brinkworth, Rensselaer	1962	22	41	1.86
Bob Wheeler, Brown	1952	21	38	1.81
Frank Chiarelli, Rensselaer	1953	20	36	1.80
Ray Belasky, Rensselaer	1959	21	37	1.76
Jerry Walker, Denver	1961	32	56	1.75
Abbie Moore, Rensselaer	1953	20	35	1.75
Abbie Moore, Rensselaer	1952	18	31	1.72
Chuck Delich, Air Force	1976	26	44	1.69
George Clark, Army	1974	28	47	1.68
George Clark, Army	1975	29	47	1.62
Dan Keefe, Brown	1955	18	29	1.61
Scott Roselius, Alas. Fairbanks	1980	20	32	1.60
Chuck Delich, Air Force	1974	27	43	1.59
Abbie Moore, Rensselaer	1954	23	36	1.57
Frank Chiarelli, Rensselaer	1954	23	35	1.52
Bert DeHate, Wisconsin	1968	31	47	1.52
Dave Rost, Army	1977	29	43	1.48
Red Berenson, Michigan	1962	29	43	1.48
Neil Celley, Michigan	1951	27	40	1.48
Gil Burford, Michigan	1950	27	40	1.48
Wayne Small, Brown	1967	24	35	1.46
Gordon McMillan, Michigan	1948	23	32	1.39

ASSISTS

Player, Team	Year	Games	Assists
Wayne Gagne, Western Mich.	1987	43	76
Paul Kariya, Maine	1993	-	75
Tony Hrkac, North Dakota	1987	-	70
Jim Dowd, Lake Superior St.	1990	-	67
Dallas Gaume, Denver	1986	-	67

Player, Team	Year	Games	Assists
Dave Taylor, Clarkson	1977	-	67
Dave Taylor, Clarkson	1976	-	67
Steve Moria, Alas. Fairbanks	1985	34	66
Dave Rost, Army	1975	29	66
Craig Norwich, Wisconsin	1977	44	65
Dave Rost, Army	1977	29	65
Paul Pooley, Ohio St.	1984	41	64
Jim Montgomery, Maine	1993	-	63
Dan Dorion, Western Mich.	1986	-	62
Greg Johnson, North Dakota	1991	-	61
Ron Wilson, Providence	1975	-	61
Pat Murray, Michigan St.	1990	-	60
Bill Watson, Minn. Duluth	1985	-	60
Adam Oates, Rensselaer	1984	-	60
Jim Knowlton, Army	1980	32	60
Lance Nethery, Cornell	1978	27	60
Vic Stanfield, Boston U.	1975	-	60

ASSISTS PER GAME

(Minimum 35 Assists)

Player, Team	Year	GP	A	APG
Paul Midghall, Rensselaer	1959	21	49	2.33
Dave Rost, Army	1975	29	66	2.28
Dave Rost, Army	1977	29	65	2.24
Lance Nethery, Cornell	1978	27	60	2.22
Tony Curran, Army	1969	28	55	1.96
Steve Moria, Alas. Fairbanks	1984	26	51	1.96
Steve Moria, Alas. Fairbanks	1985	34	66	1.94
Don Sennott, Brown	1951	24	46	1.92
Abbie Moore, Rensselaer	1953	20	38	1.90
Jim Knowlton, Army	1980	32	60	1.88
Bill Gilligan, Brown	1976	30	54	1.80
Brian Cornell, Cornell	1969	29	52	1.79
Dave Merhar, Army	1969	28	50	1.79
Bob Brinkworth, Rensselaer	1963	23	41	1.78
Tom Rost, Army	1980	32	57	1.78
Steve Moria, Alas. Fairbanks	1983	26	46	1.77
Wayne Gagne, Western Mich.	1987	43	76	1.77
Gordon Wilkie, Michigan	1964	29	51	1.76
Bill Masterton, Denver	1961	32	56	1.75
Bob Dobek, Bowling Green	1975	35	58	1.66
Ryan Equale, Connecticut	1996	25	41	1.64
Lance Nethery, Cornell	1979	29	47	1.62
Martin St. Louis, Vermont	1996	34	55	1.62
Gary Batlinich, Air Force	1977	26	42	1.62
Lance Nethery, Cornell	1977	29	47	1.59

POWER-PLAY GOALS

Player, Team	Year	PPG
Rob Bryden, Western Mich.	1987	32
Tom Ross, Michigan St.	1976	29
Mike Donnelly, Michigan St.	1986	27
Tim Harrer, Minnesota	1980	27
Aaron Broten, Minnesota	1981	26
Stuart Burnie, Western Mich.	1986	25
Pat Micheletti, Minnesota	1985	25
Rod Taylor, Ferris St.	1991	24
Mitch Messier, Michigan St.	1987	23
Perry Pooley, Ohio St.	1984	23
Greg Meredith, Notre Dame	1980	23
Cal Ingraham, Maine	1993	22
Tom Ross, Michigan St.	1975	22
Mike Knuble, Michigan	1994	21
Dwayne Norris, Michigan St.	1992	21
Kip Miller, Michigan St.	1990	21
Mark Vermette, Lake Superior St.	1988	21
Don Barber, Bowling Green	1987	21
Bill Shibicky, Michigan St.	1987	21
Gary Emmons, Northern Mich.	1986	21
Jason Botterill, Michigan	1997	20
Brian Farrell, Harvard	1993	20
Brett Hull, Minn. Duluth	1986	20
Andy Browne, Ohio St.	1983	20

SHORT-HANDED GOALS

Player, Team	Year	SHG
John Madden, Michigan	1996	10
Chris Conner, Michigan Tech	2004	8
John Madden, Michigan	1997	8
Joe Frederick, Northern Mich.	1993	8
Greg Dreschel, Colgate	1989	8
Tony Hrkac, North Dakota	1987	8
Keith Martin, Lake Superior St.	1985	8

Player, Team	Year	SHG
Doug Smail, North Dakota	1980	8
Craig Roehl, Denver	1978	8
Drew Stafford, North Dakota	2006	7
Randy Robitaille, Miami (Ohio)	1997	7
Greg Stone, Fairfield	1995	7
Anson Carter, Michigan St.	1995	7
Bobby Reynolds, Michigan St.	1988	7
Mitch Messier, Michigan St.	1987	7
Dale Krentz, Michigan St.	1985	7
Dale Krentz, Michigan St.	1984	7
Tom Anastos, Michigan St.	1984	7
Bernie Saunders, Western Mich.	1978	7

GAME-WINNING GOALS

Player, Team	Year	GWG
Colin Hemingway, New Hampshire	2002	10
Chuck Kobasew, Boston College	2001	10
Doug Weight, Lake Superior St.	1991	10
Tim Barakett, Harvard	1986	10
John Newberry, Wisconsin	1982	10
Aaron Broten, Minnesota	1981	10
Tom Earl, Colgate	1970	10
T.J. Oshie, North Dakota	2006	9
Joe Zappala, Yale	2004	9
Derek Nesbitt, Ferris St.	2003	9
Todd White, Clarkson	1997	9
Martin St. Louis, Vermont	1996	9
Peter Geronazzo, Colorado Col.	1996	9
Chris Marinucci, Minn. Duluth	1993	9
Scott Fusco, Harvard	1984	9
Mickey Rego, Merrimack	1981	9
Mark Johnson, Wisconsin	1978	9
Steve Alley, Wisconsin	1977	9
Brett Sterling, Colorado Col.	2006	8
Peter Sejna, Colorado Col.	2003	8
R.J. Umberger, Ohio St.	2003	8
Jeff Taffe, Minnesota	2002	8
Bryan Lundbohm, North Dakota	2001	8
Dale Rominski, Michigan	1999	8
Jason Krog, New Hampshire	1998	8
Bill Muckalt, Michigan	1998	8
Tim Leahy, Miami (Ohio)	1997	8
Sean Tallaire, Lake Superior St.	1996	8
Brad Purdie, Maine	1995	8
Mike Knuble, Michigan	1995	8
David Oliver, Michigan	1994	8
Chris Tancill, Wisconsin	1989	8
Bob Joyce, North Dakota	1987	8
Dwight Mathiasen, Denver	1986	8
Bill Watson, Minn. Duluth	1985	8
Perry Pooley, Ohio St.	1984	8
Paul Houck, Wisconsin	1983	8
Phil Sykes, North Dakota	1982	8
Mark Johnson, Wisconsin	1979	8
Mike Zuke, Michigan Tech	1976	8
Jim Young, Wisconsin	1972	8
Jerry Sullivan, Michigan Tech	1961	8

Defense

SAVES

Player, Team	Year	Saves
Robb Stauber, Minnesota	1988	1,711
Chris Terreri, Providence	1985	1,418
Dave Versical, Michigan St.	1976	1,410
Ron Clark, Michigan St.	1975	1,400
Dean Anderson, Wisconsin	1988	1,305
Karl Bagnell, Michigan	1972	1,305
Damian Rhodes, Michigan Tech	1989	1,301
Lance Madson, Notre Dame	1989	1,288
Bob Mason, Minn. Duluth	1983	1,279
Bill Pye, Northern Mich.	1989	1,261
Rick Heinz, Minn. Duluth	1976	1,259
Graham Melanson, Wisconsin	2001	1,254
Robbie Moore, Michigan	1973	1,254
Mike Bales, Ohio St.	1991	1,227
Kirk Daubenspeck, Wisconsin	1995	1,224
Robbie Moore, Michigan	1974	1,203
Chad Erickson, Minn. Duluth	1990	1,198
Rick Palmer, Michigan	1977	1,191
Ron Grahame, Denver	1973	1,187
Eric Heffler, St. Lawrence	1998	1,185
Marty Wakelyn, Colorado Col.	1985	1,184

SAVE PERCENTAGE

(Minimum 100 Saves, Played 33 percent of team's minutes)

Player, Team	Year	GA	Saves	Pct.
Jimmy Howard, Maine	2004	27	580	.956
Ryan Miller, Michigan St.	2001	54	1,024	.950
Joel Laing, Rensselaer	2000	49	877	.947
David McKee, Cornell	2005	44	783	.947
Dov Grumet-Morris, Harvard	2004	52	923	.947
Ken Dryden, Cornell	1967	40	689	.945
Wade Dubielewicz, Denver	2002	41	673	.943
Godfrey Wood, Harvard	1961	-	-	.943
Yann Danis, Brown	2004	55	901	.942
David LeNeveu, Cornell	2003	39	607	.940
Yann Danis, Brown	2002	45	685	.938
Brian Elliott, Wisconsin	2006	55	837	.938
Ken Dryden, Cornell	1968	41	616	.938
Greg Gardner, Niagara	2000	64	937	.936
Derek Gustafson, St. Lawrence	2000	50	731	.936
Ryan Miller, Michigan St.	2002	71	1,039	.936
David LeNeveu, Cornell	2002	21	307	.936
Ken Dryden, Cornell	1969	-	-	.936
Jeff Jakaitis, Lake Superior St.	2004	43	599	.933
Bob Perani, St. Lawrence	1964	-	-	.933
Ryan Miller, Michigan St.	2000	39	537	.932
Jamie Holden, Quinnipiac	2004	50	687	.932
Derek Puppa, Ala.-Huntsville	1996	43	586	.932

GOALS-AGAINST AVERAGE

(Minimum 500 Minutes)

Player, Team	Year	Mins.	GA	Avg.
Jimmy Howard, Maine	2004	1,364	27	1.19
David LeNeveu, Cornell	2003	1,946	39	1.20
David McKee, Cornell	2005	2,125	44	1.24
Godfrey Wood, Harvard	1962	-	-	1.27
Ryan Miller, Michigan St.	2001	2,447	54	1.32
Fred McCreedy, Holy Cross	1969	-	-	1.43
Ken Dryden, Cornell	1967	1,646	40	1.46
David LeNeveu, Cornell	2002	842	21	1.50
Ken Dryden, Cornell	1968	1,620	41	1.52
Greg Gardner, Niagara	2000	2,503	64	1.53
Ryan Miller, Michigan St.	2000	1,525	39	1.53
Brian Elliott, Wisconsin	2006	2,128	55	1.55
Joe Blackburn, Michigan St.	1999	-	-	1.55
Chad Alban, Michigan St.	1998	-	-	1.57
Dov Grumet-Morris, Harvard	2005	1,911	52	1.63
Bob Essensa, Michigan St.	1985	-	-	1.64
Wade Dubielewicz, Denver	2002	1,431	41	1.72
Robert O'Connor, Princeton	1948	-	-	1.72
Matti Kaltiainen, Boston College	2004	2,280	67	1.76
Ryan Miller, Michigan St.	2002	2,411	71	1.77
Cedrick Billequey, Ala.-Huntsville	1998	1,208	36	1.79
Ken Dryden, Cornell	1969	-	-	1.79

Miscellaneous

GOALIE WINNING PERCENTAGE

(Minimum Played 33 percent of team's minutes)

Player, Team	Year	W-L-T	Pct.*
Brian Cropper, Cornell	1970	29-0-0	1.000
Ken Dryden, Cornell	1967	26-0-1	.981
Garth Snow, Maine	1993	21-0-1	.977
Chris Bernard, Clarkson	1998	13-0-1	.964
Daren Puppa, Rensselaer	1985	30-1-1	.953
George Kirkwood, Denver	1961	30-1-1	.953
Ken Dryden, Cornell	1969	25-2-0	.926
Ken Dryden, Cornell	1968	25-2-0	.926
Marc Behrend, Wisconsin	1983	17-1-1	.921
Julian Baretta, Wisconsin	1977	21-2-0	.913
Ernie Glanville, Denver	1978	-	.912
Judd Lambert, Colorado Col.	1996	16-1-2	.895
Jim Baxter, Union (N.Y.)	1976	17-2-0	.895
David LeNeveu, Cornell	2003	28-3-1	.891
Errol McKibbin, Cornell	1966	14-2-0	.875
Paul Cruikshank, Yale	1951	14-2-0	.875
Karl Goehring, North Dakota	1998	23-3-1	.870
Marc Behrend, Wisconsin	1982	21-3-1	.860
Marty Turco, Michigan	1997	32-4-4	.850
Aaron Schweitzer, North Dakota	1997	17-3-0	.850
J.C. Wells, Quinnipiac	1999	21-3-2	.846
J.C. Wells, Quinnipiac	2000	15-2-2	.842
Steve Baker, Union (N.Y.)	1977	16-3-0	.842

*Ties computed as half win, half loss.

GOALIE SHUTOUTS

Player, Team	Year	SHO
Greg Gardner, Niagara	2000	12
David McKee, Cornell	2005	10
Ryan Miller, Michigan St.	2001	10
David LaNeveu, Cornell	2003	9
Brian Elliott, Wisconsin	2006	8
Cory Schneider, Boston College	2006	8
Adam Berkhoe, Denver	2004	7
Mike Ayers, New Hampshire	2003	7
Gerry Powers, Denver	1968	7
Jimmy Howard, Maine	2004	6
Al Montoya, Michigan	2004	6
Joel Laing, Rensselaer	2000	6
Blaine Lacher, Lake Superior St.	1994	6
Dave Caruso, Ohio St.	2006	5
Steve Silverthorn, Colgate	2005	5
Mike Betz, Ohio St.	2002	5
Scott Clemmensen, Boston College	2000	5
Shep Harder, Colgate	2000	5
Brant Nicklin, Minn. Duluth	1998	5
Mark Dekanich, Colgate	2006	4
Matti Kaltianinen, Boston College	2004	4
Mike Brown, Ferris St.	2003	4
Vince Owen, Ferris St.	1999	4
Scott Clemmensen, Boston College	1998	4
Jeff Maund, Ohio St.	1998	4
Bill McKenzie, Ohio St.	1972	4
Bill McKenzie, Ohio St.	1970	4
Kurt Brown, Colgate	1963	4
Barend Van Gerbig, Princeton	1960	4
Dan Giffin, Canisius	2006	3
Tyler Masters, Bowling Green	2001	3
Stephen Fabiilli, Canisius	2000	3
Sean Weaver, Canisius	2000	3
Nick Rankin, Princeton	1999	3



Photo by Lake Superior State Sports Information

Lake Superior State's Blaine Lacher recorded five consecutive shutouts and held opponents scoreless for more than 375 straight minutes in 1994. Both of those marks still stand as Division I records.

CONSECUTIVE GAME SHUTOUTS

Player, Team	Year	SHO
Blaine Lacher, Lake Superior St.	1994	5
Brian Elliott, Wisconsin	2006	3
Cory Schneider, Boston College	2006	3
Peter Mannino, Denver	2005	3
Jimmy Howard, Maine	2002	3
Scott Clemmensen, Boston College	1998	3
Kurt Brown, Colgate	1963	3
Dave Caruso, Ohio St.	2006	2
Dan Giffin, Canisius	2006	2
Bill McKenzie, Ohio St.	1972	2

CONSECUTIVE SHUTOUT MINUTES

Player, Team	Dates	Mins.
Blaine Lacher, Lake Superior St.	Feb. 26-March 2, 1994	375:01
Brian Elliott, Wisconsin	March 17-April 6, 2006	269:52
Scott Clemmensen, Boston College	Jan. 9-24, 1998	254:23
Cory Schneider, Boston College	Jan. 13-27, 2006	242:19
Peter Mannino, Denver	Feb. 26-March 27, 2004	208:42
Joel Laing, Rensselaer	Jan. 3-16, 1999	197:31
Jimmy Howard, Maine	Oct. 26-Nov. 9, 2002	193:45
Dave Caruso, Ohio St.	Nov. 15-25, 2005	167:16
Brian Stankiewicz, Bowling Green	Feb. 18-March 3, 1978	154:43
Dan Giffin, Canisius	Jan. 21-27, 2006	147:34
Dave Caruso, Ohio St.	Jan. 7-14, 2006	147:31
Bill Horn, Western Mich.	Dec. 6-13, 1986	146:47
Mike Brown, Ferris St.	Feb. 16-March 7, 2003	140:13

Player, Team	Dates	Mins.
Jeff Cooper, Colgate	Nov. 5-12, 1983	136:40
Taras Lendzyk, Minn. Duluth	Nov. 24-Dec. 1, 1995	133:49

CAREER RECORDS

Offense

Player, Team	Years	Games	G	A	Pts.
Dave Rost, Army	1974-77	114	104	226	330
Tom Ross, Michigan St.	1973-76	-	138	186	324
Mike Zuke, Michigan Tech	1973-76	163	133	177	310
Jim Montgomery, Maine	1990-93	-	103	198	301
Steve Colp, Michigan St.	1973-76	-	132	168	300
John Mayasich, Minnesota	1952-55	111	144	154	298
Nelson Emerson, Bowling Green	1987-90	178	112	182	294
Dan Dorion, Western Mich.	1983-86	-	115	178	293
Tom Rost, Army	1977-80	115	118	169	287
Dave Delich, Colorado Col.	1976-79	153	111	174	285
Brendan Morrison, Michigan	1994-97	155	102	182	284
Mike Carr, Mass.-Lowell	1980-83	-	134	145	279
Chuck Delich, Air Force	1974-77	109	156	123	279
Jim Dowd, Lake Superior St.	1988-91	-	91	183	274
Greg Johnson, North Dakota	1990-93	-	74	198	272
Paul Polillo, Western Mich.	1987-90	165	82	189	271
Steve Moria, Alas. Fairbanks	1983-85	86	108	163	271
Lance Nethery, Cornell	1976-79	111	91	180	271
Paul Pooley, Ohio St.	1981-84	149	114	156	270
Brian Hills, Bowling Green	1980-83	156	116	154	270
Pat Micheletti, Minnesota	1983-86	162	120	149	269
George McPhee, Bowling Green	1979-82	153	114	153	267
Mike Eaves, Wisconsin	1975-78	160	94	173	267
Dallas Gaume, Denver	1983-86	145	78	188	266
George Clark, Army	1972-75	109	135	131	266

POINTS PER GAME

Player, Team	Years	Games	G	A	Pts.	PPG
Abbie Moore, Rensselaer	1952-54	61	102	104	206	3.38
Paul Midghall, Rensselaer	1956-59	63	93	118	211	3.35
Frank Chiarelli, Rensselaer	1952-55	80	155	110	265	3.31
Steve Moria, Alas. Fairbanks	1983-85	86	108	163	271	3.15
Bob Brinkworth, Rensselaer	1961-64	71	110	106	216	3.04
Dave Merhar, Army	1967-69	79	112	117	229	2.90
Dave Rost, Army	1974-77	114	104	226	330	2.89
Roy Belasky, Rensselaer	1957-60	51	76	66	142	2.78
Chuck Delich, Air Force	1974-77	109	156	123	279	2.55
Gordon MacMillan, Michigan	1948-49	48	56	66	122	2.54
Tom Rost, Army	1977-80	115	118	169	287	2.50
Gil Burford, Michigan	1949-51	79	103	93	196	2.48
Don Sennott, Brown	1950-52	65	66	93	159	2.45
Lance Nethery, Cornell	1976-79	111	91	180	271	2.44
George Clark, Army	1972-75	109	135	131	266	2.44
Tim Sheehy, Boston College	1968-70	80	74	111	185	2.31
Jack Mulhern, Boston College	1949-51	59	64	72	136	2.31
Bob Wheeler, Brown	1950-52	65	86	63	149	2.29
Doug Ferguson, Cornell	1965-67	82	91	96	187	2.28
Bob Miller, New Hampshire	1974-77	65	51	97	148	2.28
Neil Celley, Michigan	1949-51	79	101	78	179	2.27
Warren Lewis, Boston College	1947-50	54	65	57	122	2.26
Tom Earl, Colgate	1968-70	72	97	64	161	2.24
Bill MacFarland, Michigan	1954-56	70	82	74	156	2.23
Tony Curran, Army	1967-69	79	59	117	176	2.23
Brian Cornell, Cornell	1967-69	67	53	95	148	2.21
Bill Masterton, Denver	1959-61	89	66	130	196	2.20
Bill Gilligan, Brown	1975-77	82	68	112	180	2.20

GOALS

Player, Team	Years	Games	Goals
Chuck Delich, Air Force	1974-77	109	156
Frank Chiarelli, Rensselaer	1952-55	80	155
George Clark, Army	1972-75	109	153
John Mayasich, Minnesota	1952-55	111	144
Denny Felsner, Michigan	1989-92	162	139
Tom Ross, Michigan St.	1973-76	-	138
Mike Carr, Mass.-Lowell	1980-83	-	134
Tom Mullen, American Int'l	1975-78	86	134
Mike Zuke, Michigan Tech	1973-76	163	133
Steve Colp, Michigan St.	1973-76	-	132
Ben Cherski, North Dakota	1952-55	-	131
Gary Emmons, Northern Mich.	1984-87	-	130
Tom Kern, Minn. St. Mankato	1980-83	-	129

Player, Team	Years	Games	Goals
Jamie Wansbrough, Bowling Green	1983-86	164	127
Ralph Cox, New Hampshire	1976-79	128	127
Mark Johnson, Wisconsin	1976-79	125	125
Brian Gionta, Boston College	1998-01	163	123
Pat Carroll, Minn. St. Mankato	1981-85	-	123
Mike Torriilo, Canisius	1985-88	-	121
Pat Micheletti, Minnesota	1983-86	162	120
Corey Millen, Minnesota	1984-87	149	119
Lance Murphy, Holy Cross	1968-70	-	119
Tom Rost, Army	1977-80	115	118
Mike Bartley, Bowling Green	1971-74	138	118
John Carter, Rensselaer	1983-86	131	117
Tim Harrer, Minnesota	1977-80	157	117

GOALS PER GAME

Player, Team	Years	Games	G	GPG
Frank Chiarelli, Rensselaer	1952-55	80	155	1.94
Abbie Moore, Rensselaer	1951-54	61	102	1.67
Bob Brinkworth, Rensselaer	1961-64	71	110	1.55
Ray Belasky, Rensselaer	1957-60	51	76	1.49
Paul Midghall, Rensselaer	1956-59	63	93	1.48
Chuck Delich, Air Force	1974-77	109	156	1.43
Dave Merhar, Army	1967-69	79	112	1.42
George Clark, Army	1972-75	109	135	1.40
Tom Earl, Colgate	1968-70	72	97	1.35
Bob Wheeler, Brown	1950-52	65	86	1.32
Jerry Walker, Denver	1960-61	66	87	1.32
Gil Burford, Michigan	1949-51	79	103	1.30
Neil Celley, Michigan	1949-51	79	101	1.28
Steve Moria, Alas. Fairbanks	1983-85	86	108	1.26
Dan Keefe, Brown	1953-55	55	67	1.22
Wally Gacek, Michigan	1948-49	48	58	1.21
Warren Lewis, Boston College	1947-50	54	65	1.20
Gary Butler, Michigan	1963-64	53	63	1.19
Bill McFarland, Michigan	1954-56	70	82	1.17
Gordon McMillan, Michigan	1948-49	48	56	1.17
Bert DeHate, Wisconsin	1967-70	95	108	1.14
Doug Ferguson, Cornell	1965-67	82	91	1.11
Jack Mulhern, Boston College	1949-51	59	64	1.08
Al Renfrew, Michigan	1948-49	46	48	1.04
Tom Rost, Army	1977-80	115	118	1.03
Dan Fridgen, Colgate	1979-82	113	114	1.01
Brock Tredway, Cornell	1978-81	113	113	1.00
Mark Johnson, Wisconsin	1976-79	125	125	1.00
John McKennell, Michigan	1951-53	59	59	1.00

ASSISTS

Player, Team	Years	Games	Assists
Dave Rost, Army	1974-77	114	226
Wayne Gagne, Western Mich.	1984-87	162	199
Jim Montgomery, Maine	1990-93	-	198
Greg Johnson, North Dakota	1990-93	-	198
Theran Welsh, Wisconsin	1978-81	161	194
Paul Polillo, Western Mich.	1987-90	165	189
Dallas Gaume, Denver	1983-86	145	188
Tom Ross, Michigan St.	1973-76	-	186
Jim Dowd, Lake Superior St.	1988-91	-	183
Brendan Morrison, Michigan	1994-97	155	182
Nelson Emerson, Bowling Green	1987-90	178	182
Lance Nethery, Cornell	1976-79	111	180
Dan Dorion, Western Mich.	1983-86	157	178
Mike Zuke, Michigan Tech	1973-76	163	177
Martin St. Louis, Vermont	1994-97	139	176
Dave Delich, Colorado Col.	1976-79	153	174
Mike Eaves, Wisconsin	1975-78	160	173
Jim Knowlton, Army	1979-82	131	172
Ron Wilson, Providence	1974-77	-	172
Tom Rost, Army	1977-80	115	169
Mark Taylor, North Dakota	1977-80	-	168
Steve Colp, Michigan St.	1973-76	-	168
Brian Wiseman, Michigan	1991-94	166	164
Steve Moria, Alas. Fairbanks	1983-85	-	163
Larry Olimb, Minnesota	1989-92	182	159

ASSISTS PER GAME

Player, Team	Years	Games	A	APG
Dave Rost, Army	1974-77	114	226	1.98
Steve Moria, Alas. Fairbanks	1983-85	86	163	1.90
Paul Midghall, Rensselaer	1956-59	63	118	1.87
Abbie Moore, Rensselaer	1952-54	61	104	1.70
Lance Nethery, Cornell	1976-79	111	180	1.62
Adam Oates, Rensselaer	1982-85	98	150	1.53
Bob Brinkworth, Rensselaer	1961-64	71	106	1.49

Player, Team	Years	Games	A	APG
Dave Merhar, Army	1967-69	79	117	1.48
Tony Curran, Army	1967-69	79	117	1.48
Tom Rost, Army	1977-80	115	169	1.47
Bill Masterton, Denver	1959-61	89	130	1.46
Gary Kearns, Rensselaer	1956-58	57	83	1.46
Don Sennott, Brown	1950-52	65	93	1.43
Brian Cornell, Cornell	1967-69	67	95	1.42
Gordon Wilkie, Michigan	1962-64	80	111	1.39
Gordon McMillan, Michigan	1948-49	48	66	1.38
Bill Gilligan, Brown	1975-77	82	112	1.37
Jim Knowlton, Army	1979-82	131	172	1.31
Dallas Gaume, Denver	1983-86	145	188	1.30
Larry Fullan, Cornell	1970-72	85	108	1.27
Murray Eaves, Michigan	1979-80	56	71	1.27
Bob Dobek, Bowling Green	1973-75	108	134	1.24
Dave Skalko, Air Force	1970-73	118	144	1.22
Curt Bennett, Brown	1968-70	70	85	1.21
Theran Welsh, Wisconsin	1977-81	161	194	1.20

POWER-PLAY GOALS

Player, Team	Years	PPG
Tom Ross, Michigan St.	1973-76	72
Denny Felsner, Michigan	1989-92	60
Brett Sterling, Colorado Col.	2003-06	56
Rob Bryden, Western Mich.	1984-87	53
Steve Colp, Michigan St.	1973-76	53
David Oliver, Michigan	1991-94	52
Lane MacDonald, Harvard	1985-89	52
Gary Emmons, Northern Mich.	1984-87	51
Stuart Burnie, Western Mich.	1983-86	51
Jason Botterill, Michigan	1994-97	50
Mike Knuble, Michigan	1992-95	48
Scott Pellerin, Maine	1989-92	47
Mark Johnson, Wisconsin	1977-79	47
Bill Oleksuk, Minn. Duluth	1979-82	46
Brock Tredway, Cornell	1978-81	46
Andy Browne, Ohio St.	1981-84	45
Jeff Napierala, Lake Superior St.	1988-91	44
Paul Lowden, Ferris St.	1984-87	43
Mark Taylor, North Dakota	1977-80	43
Mike Hartman, Bowling Green	1975-78	43
Scott Fusco, Harvard	1983-86	42
Mark Hamway, Michigan St.	1980-83	42
Bill Muckalt, Michigan	1995-98	41
Mike Zuke, Michigan Tech	1973-76	41
Anson Carter, Michigan St.	1993-96	40
Jeff Saterdalen, St. Cloud St.	1990-92	40
Bill Shibicky, Michigan St.	1984-87	40
Perry Pooley, Ohio St.	1981-84	40
Tom Cullity, Penn/Vermont	1977, 1978-80	40
Mike Eaves, Wisconsin	1975-78	40
Daryl Rice, Michigan St.	1973-76	40

SHORT-HANDED GOALS

Player, Team	Years	SHG
John Madden, Michigan	1994-97	23
Joe Frederick, Northern Mich.	1990-93	16
Dale Krentz, Michigan St.	1982-85	14
Martin St. Louis, Vermont	1994-97	13
Keith Martin, Lake Superior St.	1983-86	13
Rob Bonneau, Massachusetts	1994-97	12
Russ Romaniuk, North Dakota	1988-91	12
Bobby Reynolds, Michigan St.	1986-89	12
Rod Schluter, Ferris St.	1986-89	12
Lane MacDonald, Harvard	1986-89	12
John Harrington, Minn. Duluth	1976-79	12

GAME-WINNING GOALS

Player, Team	Years	GWG
Brett Sterling, Colorado Col.	2003-06	23
David Oliver, Michigan	1991-94	21
Mike Zuke, Michigan Tech	1973-76	21
Sean Tallaire, Lake Superior St.	1993-96	20
Mark Johnson, Wisconsin	1977-79	20
Bill Muckalt, Michigan	1995-98	19
Jean-Yves Roy, Maine	1989-92	19
Mike Hartman, Bowling Green	1975-78	19
Jeff Hamilton, Yale	1998-01	18
Todd White, Clarkson	1994-97	18
Eric Perrin, Vermont	1994-97	18
Andy Browne, Ohio St.	1981-84	18
Mike Carr, Mass.-Lowell	1980-83	18

Player, Team	Years	GWG
Mickey Rego, Merrimack	1978-81	18
Mark Taylor, North Dakota	1977-80	18
Tom Earl, Colgate	1967-70	18
Scott Fusco, Harvard	1983-86	17
Pat Carroll, Minn. St. Mankato	1982-85	17
John Markell, Bowling Green	1976-79	17
Jason Zent, Wisconsin	1991-94	16
Brian Wiseman, Michigan	1991-94	16
Denny Felsner, Michigan	1989-92	16
Chris Tancill, Wisconsin	1987-90	16
Jamie Wansbrough, Bowling Green	1983-86	16
Mark Rycroft, Denver	1998-00	15
Martin St. Louis, Vermont	1994-97	15
Derek Plante, Minn. Duluth	1989-93	15
Trent Anderson, Cornell	1988-91	15
Nelson Emerson, Bowling Green	1987-90	15
Dwight Mathiasen, Denver	1984-86	15
Brian Hills, Bowling Green	1980-83	15
Brock Tredway, Cornell	1978-81	15

Defense

SAVES

Player, Team	Years	Saves
Robbie Moore, Michigan	1973-76	4,434
Tim Thomas, Vermont	1994-97	3,950
Glenn Healy, Western Mich.	1982-85	3,933
Rick Heinz, Minn. Duluth	1975-78	3,899
Brant Nicklin, Minn Duluth	1996-00	3,880
Graham Melanson, Wisconsin	1998-01	3,850
Bill Horn, Western Mich.	1986-89	3,826
Marty Wakelyn, Colorado Col.	1983-86	3,630
Bruce Racine, Northeastern	1985-88	3,620
Greg Taylor, Boston College	1994-97	3,605
Derek Pizzey, Colorado Col.	1986-89	3,603
Gary Kruzich, Bowling Green	1984-87	3,580
Ron Grahame, Denver	1970-73	3,565
Warren "Scott" Sharples, Michigan	1987-90	3,534
Lance Madson, Notre Dame	1987-90	3,519
Kirk Daubenspeck, Wisconsin	1994-97	3,517
Brian Leitza, St. Cloud St.	1995-98	3,500
Taras Lendzyk, Minn. Duluth	1993-96	3,491
Pat Tims, Lake Superior St.	1974-77	3,477
Mike Brown, Ferris St.	2002-05	3,409
Jeff Poeschl, Northern Mich.	1981-84	3,403
Dan Murphy, Clarkson	1995-98	3,375
Bill Pye, Northern Mich.	1988-91	3,362
Jamie Ram, Michigan Tech	1991-94	3,336
Mike Betz, Ohio St.	2001-04	3,328



Photo by Michigan State Sports Information

Ryan Miller of Michigan State holds the Division I record for career save percentage at .941. He compiled 2,600 saves while allowing only 164 goals from 2000 to 2002.

SAVE PERCENTAGE

Player, Team	Years	GA	Saves	Pct.
Ryan Miller, Michigan St.	2000-02	164	2,600	.941
Ken Dryden, Cornell	1967-69	128	1,987	.939
David LeNeveu, Cornell	2002-03	60	914	.938
Jimmy Howard, Maine	2002-05	148	1,995	.931
Galen Nagle, Bemidji St.	1981-84	-	-	.931
Brian Stankiewicz, Bowling Green	1977-79	82	819	.931
Joel Laing, Rensselaer	1997-00	231	2,881	.926
Jeff Maund, Ohio St.	1998-99	162	1,893	.921
Joe Blackburn, Michigan St.	1998-01	100	1,156	.920
Brian Cropper, Cornell	1969-70	117	1,347	.920
Jack Shepard, Army	1960-63	-	-	.920
Frank Doyle, Maine	2002-04	82	934	.919
Scott Meyer, St. Cloud St.	1998-01	181	2,059	.919

Player, Team	Years	GA	Saves	Pct.
Dave Caruso, Ohio St.	2003-06	195	2,213	.919
Nathan Marsters, Rensselaer	2001-04	282	3,118	.917
Kurt Brown, Colgate	1962-64	-	-	.917
Steve Silverthorn, Colgate	2002-05	213	2,261	.914
Dean Weasler, St. Cloud St.	1999-02	174	1,839	.914
Morgan Cey, Notre Dame	2002-05	298	3,124	.913
Mark Behrend, Wisconsin	1980-83	-	-	.912
Jason Elliott, Cornell	1995-98	243	2,462	.910
Laing Kennedy, Cornell	1961-63	174	1,754	.910
Graham Melanson, Wisconsin	1998-01	140	3,850	.910
Wayne Thomas, Wisconsin	1968-70	-	-	.909

GOALS-AGAINST AVERAGE

(Minimum 1,500 Minutes)

Player, Team	Years	Goals Allowed	Minutes	GA Avg.
David LeNeveu, Cornell	2002-03	60	2,789	1.29
Ryan Miller, Michigan St.	2000-02	164	6,383	1.54
Ken Dryden, Cornell	1967-69	128	4,830	1.59
Godfrey Wood, Harvard	1960-63	-	-	1.71
Joe Blackburn, Michigan St.	1998-01	100	3,403	1.75
Jimmy Howard, Maine	2002-05	148	4,825	1.84
Frank Doyle, Maine	2002-04	82	2,504	1.96
Galen Nagle, Bemidji St.	1981-84	-	-	2.04
Dave Caruso, Ohio St.	2003-06	195	5,640	2.07
Brian Cropper, Cornell	1969-71	117	3,327	2.11
Ty Conklin, New Hampshire	1999-01	202	5,581	2.17
Phil Osaer, Ferris St.	1999-01	116	3,197	2.18
George Kirkwood, Denver	1960-61	145	-	2.20
Jack Shepard, Army	1960-63	-	-	2.20
Steve Silverthorn, Colgate	2002-05	213	5,743	2.23
Karl Goehring, North Dakota	1998-01	249	6,688	2.23
Josh Blackburn, Michigan	1999-02	341	8,950	2.29
Marty Turco, Michigan	1995-98	361	9,335	2.32
Jeff Maund, Ohio St.	1998-99	162	4,141	2.35
Gerry Powers, Denver	1967-69	225	-	2.35
Scott Meyer, St. Cloud St.	1997-01	181	4,556	2.38
Chad Alban, Michigan St.	1995-98	-	-	2.46
Brian Stankiewicz, Bowling Green	1978-79	82	1,978	2.49
Errol McKibbin, Cornell	1964-66	134	3,165	2.54
Nathan Marsters, Rensselaer	2001-04	282	6,638	2.55

Miscellaneous

GOALIE WINNING PERCENTAGE

Player, Team (Record)	Years	Pct.*
Ken Dryden, Cornell (76-4-1)	1966-69	.944
Brian Cropper, Cornell (50-5-0)	1968-71	.909
Jim Baxter, Union (N.Y.) (22-2-1)	1976-77	.900
Daren Puppa, Rensselaer (54-7-1)	1983-85	.879
Garth Snow, Maine (66-10-3)	1989, 1991-93	.854
Marc Behrend, Wisconsin (49-8-3)	1980-83	.842
Brian Stankiewicz, Bowling Green (27-6-0)	1978-79	.818
Dave Elenbaas, Cornell (48-11-3)	1971-73	.808

*Ties computed as half win, half loss.

GOALIE WINS

Player, Team	Years	Wins
Marty Turco, Michigan	1995-98	127
Steve Shields, Michigan	1991-94	111
Scott Clemmensen, Boston College	1998-01	99
Josh Blackburn, Michigan	1999-02	92
Chad Alban, Michigan St.	1995-98	88
Gary Kruzich, Bowling Green	1984-87	88
Ron Grahame, Denver	1970-73	82
Graham Melanson, Wisconsin	1998-01	81
Duane Derksen, Wisconsin	1989-92	80
Ken Dryden, Cornell	1967-69	76
Gerry Powers, Denver	1967-69	76
Mike Betz, Ohio St.	2001-04	73
Dean Anderson, Wisconsin	1985-88	68
Brian Leitza, St. Cloud St.	1995-98	66
Garth Snow, Maine	1989, 1991-93	66
Mike Brown, Ferris St.	2002-05	63
Wally Charko, Bowling Green	1978-81	61
Taras Lendzyk, Minn. Duluth	1993-96	60
Paul Connell, Bowling Green	1987-90	60
Rick Kost, Minn. Duluth	1983-85	60
Rodney Schneck, Denver	1957-59	60
Stephen Wagner, Denver	1997-00	59
Neil Little, Rensselaer	1991-94	58
Nathan Marsters, Rensselaer	2001-04	57
George Kirkwood, Denver	1960-61	57

Annual Individual Champions

Offense

POINTS PER GAME

Year	Player, Team	Games	Pts.	Avg.
1996	Ryan Equale, Connecticut	25	62	2.48
1997	Brendan Morrison, Michigan	42	85	2.02
1998	Rob Curtis, Fairfield	22	44	2.00
1999	Jason Krog, New Hampshire	41	85	2.07
2000	Steve Reinprecht, Wisconsin	37	66	1.78
2001	Mike Bishaj, Western Mich.	37	68	1.84
2002	Daren Haydar, New Hampshire	40	76	1.90
2003	Peter Sejna, Colorado Col.	42	82	1.95
2004	Jared Ross, Ala.-Huntsville	31	50	1.61
2005	Marty Serlich, Colorado Col.	43	64	1.49
2006	Dave Borelli, Mercyhurst	33	51	1.55

GOALS PER GAME

Year	Player, Team	Games	Goals	Avg.
1996	Pat Lyons, Iona	25	28	1.12
1997	Todd White, Clarkson	37	38	1.03
1998	Rob Curtis, Fairfield	22	27	1.23
1999	Ryan Carter, Iona	33	33	1.00
2000	Brad Tapper, Rensselaer	37	31	0.84
2001	Brian Gionta, Boston College	43	33	0.77
2002	Mark Hartigan, St. Cloud St.	42	37	0.88
2003	Peter Sejna, Colorado Col.	42	36	0.86
2004	Junior Lessard, Minn. Duluth	45	32	0.71
2005	Brett Sterling, Colorado Col.	43	34	0.79
2006	Ryan Potulny, Minnesota	41	38	0.93

ASSISTS PER GAME

Year	Player, Team	Games	Asst.	Avg.
1996	Ryan Equale, Connecticut	25	41	1.64
1997	Brendan Morrison, Michigan	42	55	1.31
1998	Ryan Murray, Fairfield	21	27	1.29
1999	Jason Krog, New Hampshire	41	51	1.24
2000	Shawn Horcof, Michigan St.	42	51	1.21
2001	Mike Bishaj, Western Mich.	37	45	1.22
2002	John Pohl, Minnesota	44	52	1.18
2003	Noah Clarke, Colorado Col.	42	49	1.17
2004	Jared Ross, Ala.-Huntsville	31	31	1.00
2005	Colin Murphy, Michigan Tech	37	42	1.14
2006	Matt Carle, Denver	39	42	1.08

POWER-PLAY GOALS

Year	Player, Team	Games	PPG
1996	Peter Geronazzo, Colorado Col.	42	19
1997	Jason Betterill, Michigan	41	19
1998	Justin Kieffer, Air Force	34	14
1999	Adam Edinger, Bowling Green	38	14
2000	Ben Guite, Maine	40	15
2001	Grant Potulny, Minnesota	42	16
2002	Jeff Taffe, Minnesota	43	14
	John Pohl, Minnesota	44	14
2003	Greg Hogeboom, Miami (Ohio)	41	17
	Tom Preissing, Colorado Col.	42	17
2004	Junior Lessard, Minn. Duluth	45	14
2005	Brett Sterling, Colorado Col.	43	18
2006	Ryan Potulny, Minnesota	41	17
	Brett Sterling, Colorado Col.	41	17

SHORT-HANDED GOALS

Year	Player, Team	Games	SHG
1996	John Madden, Michigan	42	10
1997	John Madden, Michigan	41	8
1998	Derek Bekar, New Hampshire	35	5
1999	Erik Cole, Clarkson	36	6
2000	J.P. Vigier, Northern Mich.	39	6
	Scott Matzka, Michigan	40	6
2001	Brian Gionta, Boston College	43	5
2002	Mark Hartigan, St. Cloud St.	42	6
2003	Billy Collins, Wayne St. (Mich.)	40	5
2004	Chris Conner, Michigan Tech	38	8
2005	Bruce Mulherin, Ala.-Huntsville	31	4
	Mike Iggulden, Cornell	35	4
	Dave Borelli, Mercyhurst	36	4
	Nathan Davis, Miami (Ohio)	38	4
	Stephen Werner, Massachusetts	38	4

Year	Player, Team	Games	SHG
	Andrew Contois, Northern Mich.	39	4
	Adam Mitchell, Colgate	39	4
	Adam Burish, Wisconsin	41	4
2006	Drew Stafford, North Dakota	42	7

GAME-WINNING GOALS

Year	Player, Team	Games	GWG
1996	Martin St. Louis, Vermont	34	9
	Peter Geronazzo, Colorado Col.	42	9
1997	Todd White, Clarkson	37	9
1998	Jason Krog, New Hampshire	38	8
1999	Dale Rominski, Michigan	41	8
2000	Sean Nolan, Colgate	32	7
	Brad Tapper, Rensselaer	37	7
	Kyle Martin, Niagara	42	7
	Lee Goren, North Dakota	44	7
2001	Chuck Kobasew, Boston College	43	10
2002	Colin Hemingway, New Hampshire	40	10
2003	Derek Nesbitt, Ferris St.	42	9
2004	Joe Zappala, Yale	31	9
2005	Dirk Southern, Northern Mich.	32	7
	Brett Hemingway, New Hampshire	42	7
	Brett Sterling, Colorado Col.	43	7
2006	T.J. Oshie, North Dakota	44	9

Defense

SAVE PERCENTAGE

Year	Player, Team	Games	GA	Svs.	Pct.
1996	Jim Thomas, Vermont	37	88	1,157	.924
1997	Trevor Koenig, Union (N.Y.)	28	57	831	.931
1998	Chad Alban, Michigan St.	37	59	801	.926
1999	Eric Heffler, St. Lawrence	37	88	1,273	.931
2000	Joel Laing, Rensselaer	27	49	926	.947
2001	Ryan Miller, Michigan St.	40	54	1,024	.950
2002	Wade Dubielewicz, Denver	41	41	673	.943
2003	David LeNeveu, Cornell	39	39	607	.940
2004	Jimmy Howard, Maine	22	27	580	.956
2005	David McKee, Cornell	35	44	783	.947
2006	Brian Elliott, Wisconsin	35	55	837	.938

GOALS-AGAINST AVERAGE

Year	Player, Team	Games	Mins.	GA	GAAvg.
1996	Judd Lambert, Colorado Col.	19	1,179	42	2.14
1997	Trevor Koenig, Union (N.Y.)	28	1,681	57	2.03
1998	Chad Alban, Michigan St.	37	2,253	59	1.57
1999	Joe Blackburn, Michigan St.	33	2,013	52	1.55
2000	Greg Gardner, Niagara	41	2,503	64	1.53
2001	Ryan Miller, Michigan St.	40	2,447	54	1.32
2002	David LeNeveu, Cornell	14	842	21	1.50
2003	David LeNeveu, Cornell	32	1,946	39	1.20
2004	Jimmy Howard, Maine	22	1,364	27	1.19
2005	David McKee, Cornell	35	2,125	44	1.24
2006	Brian Elliott, Wisconsin	35	2,128	55	1.55

Miscellaneous

GOALIE WINNING PERCENTAGE

Year	Player, Team (Record)	Pct.*
1996	Judd Lambert, Colorado Col. (16-1-2)	.895
1997	Marty Turco, Michigan (32-4-4)	.850
	Aaron Schweitzer, North Dakota (17-3-0)	.850
1998	Chris Bernard, Clarkson (13-0-1)	.964
1999	J.C. Wells, Quinnipiac (21-3-2)	.846
2000	J.C. Wells, Quinnipiac (15-2-2)	.842
2001	Ryan Miller, Michigan St. (31-5-4)	.825
2002	Wade Dubielewicz, Denver (20-4-0)	.833
2003	Dave LeNeveu, Cornell (28-3-1)	.891
2004	Frank Doyle, Maine (19-4-0)	.826
2005	Cory Schneider, Boston College (13-1-4)	.833
2006	Brian Elliott, Wisconsin (27-5-3)	.814

*Ties computed as half win, half loss.

Team Records

Official NCAA men's ice hockey records began with the 1947-48 (1948) season and are based on information submitted to the NCAA statistics service by institutions participating in the statistics rankings. In statistical rankings, the rounding of percentages and/or averages may indicate ties where none exist. In these cases, the numerical order of the rankings is accurate.

Offense

GOALS SCORED

Period

11—Mass.-Lowell vs. Bryant, Feb. 17, 1979 (2nd period); Maine vs. St. Thomas (Minn.), Nov. 11, 1978 (2nd period); Harvard vs. Cornell, Jan. 10, 1959 (3rd period); Northeastern vs. Norwich, Feb. 9, 1948 (2nd period)

Game (Single Team)

23—Ala.-Huntsville vs. Sacred Heart, Nov. 8, 1997

Game (Combined)

28—Northeastern (21) vs. Brown (7), Dec. 17, 1968

Season

292—Maine (45 games, 6.49 per game), 1993

GOALS PER GAME

Season

8.22—Rensselaer (18 games, 148 goals), 1952

MOST ASSISTS

Game (Single Team)

36—Mass.-Lowell vs. Bryant, Feb. 17, 1979

Season

481—Maine (45 games, 10.69 per game), 1993

FEWEST ASSISTS

Season

86—Michigan St. (22 games, 3.91 per game), 1956

POINTS SCORED

Game (Single Team)

57—Mass.-Lowell vs. Bryant, Feb. 17, 1979

Game (Combined)

58—Notre Dame (40) vs. Plattsburgh St. (18), Dec. 31, 1985

Season

773—Maine (45 games, 17.18 per game), 1993

POWER-PLAY GOALS

Game

8—Ala.-Huntsville vs. Canisius, Jan. 8, 1993; Maine vs. Mass.-Lowell, March 3, 1990

Season

99—Minnesota (41 games, 2.41 per game), 1980

POWER-PLAY PERCENTAGE

Season

.402—Boston U. (164 opportunities, 66 goals), 1971

SHORT-HANDED GOALS

Game

6—Wisconsin vs. Wis.-Superior, Nov. 24, 1967

Season

24—Michigan St., 1984 (46 games)

Defense

PENALTY-KILL PERCENTAGE

Season

.920—Michigan St. (187 opportunities, 15 goals allowed), 1999

FEWEST GOALS ALLOWED

Season

39—Colgate, 1963

FEWEST GOALS ALLOWED PER GAME

Season

1.29—Cornell (45 goals allowed in 35 games), 2005

MOST GOALS ALLOWED

Season

232—Miami (Ohio) (39 games), 1987

Miscellaneous

LARGEST MARGIN OF VICTORY

22—Mass.-Lowell (22) vs. American Int'l (0), Dec. 12, 1981

SCORING MARGIN PER GAME

Season

3.56—Ohio St. (178 goals scored, 82 goals allowed, 27 games), 1970

WINNING PERCENTAGE

1.000—Cornell (29-0-0), 1970; Iona (16-0-0), 1967; Clarkson (23-0-0), 1956

WINS

42—Maine (42-1-2, .956), 1993

LOSSES

31—Fairfield, 1998; Colorado Col., 1988; Miami (Ohio), 1987

FEWEST WINS

0—Colorado Col. (0-18-0, .000), 1962; Brown (0-20-0, .000), 1961

FEWEST LOSSES

0—Ala.-Huntsville (26-0-3, .948), 1996; Cornell (29-0-0, 1.000), 1970; Iona (16-0-0, 1.000), 1967; Clarkson (23-0-0, 1.000), 1956

TIES

9—Minnesota (15-19-9, .453), 1998

HOME WINS

25—Minnesota (25-7-1, .758), 1982

ROAD WINS

20—Lake Superior St. (20-6-1, .759), 1995; Michigan St. (20-6-0, .769), 1990

OVERTIME GAMES

14—Wisconsin (43 games), 2004

OVERTIME WINS

6—Michigan (46 games, 7 OT), 1998; Lake Superior St. (45 games, 13 OT), 1995; Michigan St. (45

games, 11 OT), 1987; Cornell (32 games, 11 OT), 1986; Boston College (39 games), 1984; Wisconsin (45 games, 8 OT), 1977

OVERALL WINNING STREAK

36—Mass.-Lowell, Jan. 15, 1981-Jan. 26, 1982

OVERALL UNBEATEN STREAK

38—Rensselaer, Nov. 24, 1984-Nov. 16, 1985

OVERALL LOSING STREAK

29—Colorado Col., 1960-62

OVERALL WINLESS STREAK

29—Colorado Col., 1960-62

HOME WINNING STREAK

63—Cornell, Jan. 14, 1967-Jan. 29, 1972

HOME LOSING STREAK

11—Princeton, 1970-71

ROAD WINNING STREAK

20—Boston U., 1977-78

ROAD LOSING STREAK

35—Air Force, Feb. 11, 1995-Feb. 27, 1998

CONFERENCE WINNING STREAK

(Includes all games vs. conference opponents)

25—Rensselaer (ECAC), Nov. 17, 1984-Nov. 15, 1985

CONFERENCE UNBEATEN STREAK

(Includes all games vs. conference opponents)

34—Maine (31-0-3, Hockey East), Jan. 25, 1992-Feb. 13, 1993

PENALTY MINUTES

Game (Single Team)

150—Ohio St. vs. Northern Mich., Jan. 30, 1981

Game (Combined)

268—Maine (144) vs. Boston U. (124), Jan. 24, 2004

Season

1,353—Ohio St. (40 games, 33.83 per game), 1988

PENALTIES

Game (Single Team)

36—Ferris St. vs. Ohio St., March 7, 1998

Game (Combined)

64—Minn. Duluth (35) vs. North Dakota (29), Oct. 31, 1998; Ferris St. (36) vs. Ohio St. (28), March 7, 1998

FEWEST PENALTY MINUTES

Season

135—Minnesota (24 games, 5.63 per game), 1958

CONSECUTIVE GAME SHUTOUTS

5—Lake Superior St., March 4-19, 1994

CONSECUTIVE SHUTOUT MINUTES

375:01—Lake Superior St., Feb. 26-March 2, 1994

LONGEST GAME

141:35—Yale (3) vs. Union (N.Y.) (2) (5 OT), March 4, 2006

Team Leaders

Official NCAA men's ice hockey records began with the 1948 season and are based on information submitted to the NCAA statistics service by institutions participating in the statistics rankings. In statistical rankings, the rounding of percentages and/or averages may indicate ties where none exist. In these cases, the numerical order of the rankings is accurate.

SINGLE-GAME RECORDS

Offense

GOALS SCORED

Period

No.	Team vs. Opponent	Date
11	Mass.-Lowell vs. Bryant (2nd per.)	Feb. 17, 1979
11	Maine vs. St. Thomas (Minn.) (2nd per.)	Nov. 11, 1978
11	Harvard vs. Cornell (3rd per.)	Jan. 10, 1959
11	Northeastern vs. Norwich (2nd per.)	Feb. 9, 1948
10	Alas. Anchorage vs. Ala.-Huntsville (2nd per.)	Dec. 13, 1991
10	Bowling Green vs. Notre Dame	Nov. 26, 1982
10	Bowling Green vs. Buffalo St.	Feb. 20, 1976
9	Miami (Ohio) vs. Colgate	Nov. 29, 1996
9	Cornell vs. Yale (1st per.)	Jan. 21, 1978
9	Ferris St. vs. Northern Ill. (1st per.)	Dec. 22, 1976
9	Ohio St. vs. Ohio	Feb. 22, 1974
9	Minn. Duluth vs. Minnesota (2nd per.)	Dec. 17, 1971
9	Cornell vs. Yale (2nd per.)	Jan. 27, 1968
9	New Hampshire vs. Connecticut (1st per.)	Jan. 18, 1966
9	Cornell vs. Lehigh (1st per.)	Dec. 14, 1957

Single Team

No.	Team vs. Opponent	Date
23	Ala.-Huntsville vs. Sacred Heart	Nov. 8, 1997
22	Mass.-Lowell vs. American Int'l	Dec. 12, 1981
22	Brown vs. Springfield	Jan. 31, 1952
22	Boston College vs. Ft. Devens St.	Dec. 13, 1948
21	Ohio St. vs. Kent St.	Jan. 27, 1976
21	Northeastern vs. Brown	Dec. 17, 1968
21	Michigan vs. Ohio St.	Feb. 8, 1964
21	American Int'l vs. Nichols	1963-64
21	Rensselaer vs. Hamilton	March 5, 1958
21	Rensselaer vs. Williams	March 7, 1952
21	Harvard vs. Williams	Jan. 31, 1951
21	Boston U. vs. American Int'l	1950-51

Combined

No.	Teams (Goals Scored)	Date
28	Northeastern (21) vs. Brown (7)	Dec. 17, 1968
27	Ala.-Huntsville (23) vs. Sacred Heart (4)	Nov. 8, 1997
25	Harvard (21) vs. Williams (4)	Jan. 31, 1951
24	Brown (22) vs. Springfield (2)	Jan. 31, 1952
24	Northeastern (18) vs. Norwich (6)	Feb. 9, 1948
23	Rensselaer (21) vs. Hamilton (2)	March 5, 1958
23	Denver (20) vs. Rensselaer (3)	Jan. 24, 1958
23	Rensselaer (21) vs. Williams (2)	March 7, 1952
23	Boston College (22) vs. Ft. Devens St. (1)	Dec. 13, 1948
22	Plattsburgh St. (15) vs. Notre Dame (7)	Dec. 31, 1985
22	Mass.-Lowell (22) vs. American Int'l (0)	Dec. 12, 1981
22	North Dakota (12) vs. Michigan (10)	Jan. 20, 1978
22	Ohio St. (21) vs. Kent St. (1)	Jan. 27, 1976
22	Brown (19) vs. Penn (3)	Feb. 17, 1968
22	Boston U. (15) vs. Dartmouth (7)	1961
22	St. Lawrence (20) vs. Williams (2)	Jan. 11, 1952
22	Boston U. (21) vs. American Int'l (1)	1951

LARGEST MARGIN OF VICTORY

No.	Team vs. Opponent	Date
22	Mass.-Lowell (22) vs. American Int'l (0)	Dec. 12, 1981
21	Michigan (21) vs. Ohio St. (0)	Feb. 8, 1964
21	Boston College (22) vs. Ft. Devens St. (1)	Dec. 13, 1948
20	Ohio St. (21) vs. Kent St. (1)	Jan. 27, 1976
20	Lake Superior St. (20) vs. Ohio St. (0)	1968-69
20	Providence (20) vs. Rutgers (0)	Nov. 29, 1961
20	Brown (22) vs. Springfield (2)	Jan. 31, 1952
20	Boston U. (20) vs. MIT (0)	1951-52
20	Boston College (20) vs. Tufts (0)	Dec. 10, 1951
20	Boston U. (21) vs. American Int'l (1)	1950-51
19	Ala.-Huntsville (23) vs. Sacred Heart (4)	Nov. 8, 1997
19	Rensselaer (21) vs. Hamilton (2)	March 5, 1958
19	Michigan Tech (19) vs. St. Cloud St. (0)	Jan. 6, 1956
19	Rensselaer (21) vs. Williams (2)	March 7, 1952

MOST ASSISTS

No.	Team vs. Opponent	Date
36	Mass.-Lowell vs. Bryant	Feb. 17, 1969
34	Vermont vs. Colby	Feb. 24, 1976
33	Ala.-Huntsville vs. Curry	Jan. 13, 1996
33	Northern Mich. vs. Ill.-Chicago	Dec. 7, 1979
32	Ala.-Huntsville vs. Sacred Heart	Nov. 8, 1997
31	Providence vs. Rutgers	Nov. 29, 1961
30	Alas. Anchorage vs. Wis.-Stout	Nov. 23, 1982
30	St. Lawrence vs. Williams	Jan. 11, 1952
29	Merrimack vs. Potsdam St.	Jan. 6, 1987
29	Michigan Tech vs. St. Cloud St.	Jan. 6, 1956
28	Michigan St. vs. Bowling Green	Feb. 8, 1985
27	Maine vs. Mass.-Lowell	March 3, 1990
27	Bowling Green vs. Buffalo St.	Feb. 20, 1976
26	Alas. Fairbanks vs. Brock	Jan. 6, 1993
26	Wisconsin vs. Michigan St.	Jan. 6, 1979
26	Ferris St. vs. Northeastern Ill.	Dec. 22, 1976
26	Holy Cross vs. MIT	Jan. 25, 1975
26	Ohio St. vs. Ohio	Feb. 22, 1974
26	Ohio St. vs. Purdue	Dec. 13, 1969

POINTS SCORED

No.	Team vs. Opponent	Date
57	Mass.-Lowell vs. Bryant	Feb. 17, 1969
55	Ala.-Huntsville vs. Sacred Heart	Nov. 8, 1997
52	Vermont vs. Colby	Feb. 24, 1976
51	Providence vs. Rutgers	Nov. 29, 1961
50	Northern Mich. vs. Ill.-Chicago	Dec. 7, 1979
50	St. Lawrence vs. Williams	Jan. 11, 1952
48	Michigan Tech vs. St. Cloud St.	Jan. 6, 1956
46	Wisconsin vs. Windsor	Oct. 16, 1979
45	Ferris St. vs. Northeastern Ill.	Dec. 22, 1976
44	Holy Cross vs. MIT	Jan. 25, 1975
43	Maine vs. Mass.-Lowell	March 3, 1990
43	Michigan St. vs. Bowling Green	Feb. 8, 1985
42	Ohio St. vs. Ohio	Feb. 22, 1974
40	Air Force vs. Stanford	Jan. 21, 1972

POWER-PLAY GOALS

No.	Team vs. Opponent	Date
8	Ala.-Huntsville vs. Canisius	Jan. 8, 1993
8	Maine vs. Mass.-Lowell	March 3, 1990
7	Western Mich. vs. Lake Superior St.	Oct. 28, 2000
7	North Dakota vs. Denver	Nov. 18, 1991
7	Mass.-Lowell vs. Ala.-Huntsville	Oct. 27, 1990
7	Michigan Tech vs. Minnesota	Dec. 19, 1987
7	Western Mich. vs. Vermont	Dec. 12, 1985
7	Ohio St. vs. Western Mich.	Feb. 10, 1979
7	Cornell vs. New York U.	Nov. 18, 1977
7	Wisconsin vs. Macalester	Jan. 24, 1964
6	St. Cloud St. vs. Minn. St. Mankato	Dec. 22, 2001
6	Alas. Anchorage vs. Ala.-Huntsville	Dec. 31, 1991
6	North Dakota vs. St. Cloud St.	Jan. 26, 1991
6	Denver vs. Michigan Tech	Feb. 9, 1990
6	Harvard vs. Army	Feb. 6, 1987
6	Vermont vs. Norwich	Nov. 8, 1980
6	Wisconsin vs. Notre Dame	March 3, 1979
6	Brown vs. Colgate	Dec. 19, 1977
6	Wisconsin vs. Western Mich.	Feb. 18, 1967

SHORT-HANDED GOALS

No.	Team vs. Opponent	Date
6	Wisconsin vs. Wis.-Superior	Nov. 24, 1967
5	Colorado vs. Minnesota	Jan. 9, 1981
4	Ala.-Huntsville vs. New England Col.	Nov. 28, 1998
4	Alas. Anchorage vs. Notre Dame	Oct. 25, 1988
4	Cornell vs. Ohio	Dec. 18, 1961
3	Air Force vs. Ala.-Huntsville	Nov. 1, 2003
3	St. Cloud St. vs. Michigan Tech	Feb. 14, 1998
3	St. Cloud St. vs. Minn. Duluth	Feb. 11, 1994
3	Maine vs. Army	Jan. 3, 1992
3	Harvard vs. Dartmouth	Dec. 12, 1988
3	Western Mich. vs. Bowling Green	Feb. 1, 1985
3	Michigan St. vs. Western Mich.	Oct. 21, 1983
3	Wisconsin vs. Air Force	Nov. 26, 1982
3	Wisconsin vs. Minn. Duluth	Feb. 27, 1982
3	Ohio St. vs. Ill.-Chicago	Jan. 29, 1982
3	Mass.-Lowell vs. American Int'l	Dec. 12, 1981
3	Mass.-Lowell vs. Mass. Liberal Arts	Dec. 14, 1980
3	Mass.-Lowell vs. Bridgewater St.	Feb. 12, 1971

Miscellaneous

PENALTY MINUTES

Single Team

No.	Team vs. Opponent	Date
150	Ohio St. vs. Northern Mich.	Jan. 30, 1981
144	Maine vs. Boston U.	Jan. 24, 2004
136	Ferris St. vs. Ohio St.	March 7, 1998
135	Alas. Anchorage vs. Air Force	Feb. 26, 1993
133	Minn. Duluth vs. North Dakota	Oct. 31, 1998
124	Boston U. vs. Maine	Jan. 24, 2004
124	North Dakota vs. Minn. Duluth	Oct. 31, 1998
116	Union (N.Y.) vs. Cornell	Dec. 4, 1998
113	Northeastern vs. Merrimack	Nov. 11, 1989
108	Michigan St. vs. Western Mich.	Jan. 31, 1997
104	Minn. Duluth vs. Minnesota	March 14, 1998
102	St. Cloud St. vs. Minnesota	Dec. 19, 1992
101	Ohio St. vs. Miami (Ohio)	Nov. 4, 2005
97	Western Mich. vs. Michigan St.	Jan. 31, 1997
96	Ala.-Huntsville vs. Bemidji St.	Feb. 5, 2000
96	Air Force vs. Alas. Anchorage	Feb. 26, 1993
91	Colorado Col. vs. Wisconsin	Feb. 2, 1993
87	Bowling Green vs. Neb.-Omaha	Jan. 3, 1999
87	Northern Mich. vs. Ohio St.	Jan. 30, 1981

Combined

No.	Teams (Penalty Minutes)	Date
268	Maine (144) vs. Boston U. (124)	Jan. 24, 2004
257	Minn. Duluth (133) vs. North Dakota (124)	Oct. 31, 1998
241	Ferris St. (136) vs. Ohio St. (105)	March 7, 1998
231	Alas. Anchorage (135) vs. Air Force (96)	Feb. 26, 1993
217	Union (N.Y.) (116) vs. Cornell (101)	Dec. 4, 1998
205	Michigan St. (108) vs. Western Mich. (97)	Jan. 31, 1997
186	St. Cloud St. (102) vs. Minnesota (84)	Dec. 19, 1992
185	Ala.-Huntsville (96) vs. Bemidji St. (89)	Feb. 5, 2000
178	Ohio St. (101) vs. Miami (Ohio) (77)	Nov. 4, 2005
162	Bowling Green (87) vs. Neb.-Omaha (75)	Jan. 3, 1999
162	Colorado Col. (91) vs. Wisconsin (71)	Feb. 20, 1993
148	Princeton (76) vs. Cornell (72)	Feb. 6, 1999
148	Michigan Tech (77) vs. Northern Mich. (71)	Nov. 5, 1994
144	Alas. Anchorage (74) vs. Michigan Tech (70)	Nov. 3, 1995
144	Wisconsin vs. Alas. Anchorage	Feb. 2, 1993
142	Alas. Anchorage (71) vs. Wisconsin (71)	Feb. 2, 2002
142	Michigan Tech (76) vs. Minnesota (66)	Feb. 2, 2001

PENALTIES

Single Team

No.	Team vs. Opponent	Date
36	Ferris St. vs. Ohio St.	March 7, 1998
35	Minn. Duluth vs. North Dakota	Oct. 31, 1998
32	Minn. Duluth vs. Minnesota	March 14, 1998
30	North Dakota vs. Minnesota	Feb. 5, 1994
29	North Dakota vs. Minn. Duluth	Oct. 31, 1998
29	Michigan Tech vs. Minn. Duluth	Oct. 27, 1995
29	Michigan Tech vs. Northern Mich.	Nov. 5, 1994
29	Minnesota vs. North Dakota	March 6, 1992
29	Minn. Duluth vs. Minnesota	Dec. 3, 1988
29	Ohio St. vs. Clarkson	Oct. 31, 1986
28	Ohio St. vs. Ferris St.	March 7, 1998
28	St. Cloud St. vs. Minnesota	Dec. 19, 1992
28	Ala.-Huntsville vs. Southern Me.	Nov. 14, 1992
28	North Dakota vs. Minnesota	March 14, 1992
28	Michigan Tech vs. Colorado Col.	Feb. 22, 1991
27	Union (N.Y.) vs. Cornell	Dec. 4, 1998
27	Alas. Anchorage vs. Air Force	Feb. 26, 1993
26	Northern Mich. vs. Michigan Tech	Nov. 5, 1994
26	Ill.-Chicago vs. Western Mich.	Oct. 25, 1991
26	Western Mich. vs. Michigan	Dec. 8, 1990

Combined

No.	Teams (Penalties)	Date
64	Minn. Duluth (35) vs. North Dakota (29)	Oct. 31, 1998
64	Ferris St. (36) vs. Ohio St. (28)	March 7, 1998
59	North Dakota (30) vs. Minnesota (29)	March 6, 1992
55	Michigan Tech (29) vs. Northern Mich. (26)	Nov. 5, 1994
55	Minnesota (28) vs. North Dakota (27)	Oct. 24, 1992
54	St. Cloud St. (28) vs. Minnesota (26)	Dec. 19, 1992
53	Michigan Tech (29) vs. Minn. Duluth (24)	Oct. 27, 1995
53	Michigan Tech (28) vs. Colorado Col. (25)	Feb. 22, 1991
51	Ill.-Chicago (26) vs. Western Mich. (25)	Oct. 25, 1991
50	Wisconsin (25) vs. North Dakota (25)	Dec. 10, 1994
50	Ala.-Huntsville (28) vs. Southern Me. (22)	Nov. 14, 1992
48	Brown (25) vs. Princeton (23)	Feb. 5, 1994

No. Teams (Penalties)

48	Alas. Anchorage (27) vs. Air Force (21)	Feb. 26, 1993
46	Ohio St. (25) vs. Miami (Ohio) (21)	Nov. 4, 2005
46	Maine (24) vs. Boston U. (22)	Jan. 24, 2004
43	St. Lawrence (23) vs. Vermont (20)	Feb. 26, 1994
42	Princeton (22) vs. Cornell (20)	Feb. 6, 1999

LONGEST GAME

Time	Winner (Score) vs. Loser (Score)	Date
141:35	Yale (3) vs. Union (N.Y.) (2)	March 4, 2006
129:30	Colorado Col. (1) vs. Wisconsin (0)	March 8, 1997
121:05	Colgate (4) vs. Dartmouth (3)	March 14, 2003
111:13	Wisconsin (1) vs. Cornell (0)	March 26, 2006
109:27	Maine (1) vs. Massachusetts (0)	March 20, 2004
101:23	Ohio St. (5) vs. Northern Mich. (4)	March 3, 1979
100:28	Maine (4) vs. Michigan (3)	March 30, 1995
99:28	Clarkson (7) vs. Colgate (6)	Dec. 30, 1987
97:11	Bowling Green (5) vs. Minn. Duluth (4)	March 24, 1984
94:30	Bentley (4) vs. Army (3)	March 11, 2006
94:18	New Hampshire (2) vs. Providence (1)	March 10, 2006
93:26	Union (N.Y.) (5) vs. Rochester Inst. (4)1984
92:10	Bowling Green (5) vs. Ferris St. (4)	March 4, 1988
90:50	Rensselaer (5) vs. Quinnipiac (4)	Dec. 28, 2001

SEASON RECORDS

Offense

GOALS SCORED

Team	Year	No.
Maine	1993	292
Northern Mich.	1991	283
Bowling Green	1978	279
Michigan St.	1989	277
Wisconsin	1976	264
Michigan St.	1985	262
Merrimack	1988	261
Minnesota	1980	261
Michigan	1977	260
Minn. Duluth	1984	257
Western Mich.	1986	256
Wisconsin	1989	254
Minnesota	1982	253
Wisconsin	1981	253
Lake Superior St.	1990	252
Minnesota	1985	252

GOALS PER GAME

Team	Year	Avg.
Rensselaer	1952	8.22
Michigan	1951	7.86
Michigan	1964	7.48
Air Force	1972	7.32
New Hampshire	1971	7.24
Ala.-Huntsville	1994	7.15
Mass.-Lowell	1980	7.07
Mass.-Lowell	1982	7.06
Denver	1960	7.06
Cornell	1977	7.03
Wisconsin	1967	7.03
New Hampshire	1971	6.93
Boston U.	1975	6.91

MOST ASSISTS

Team	Year	Games	No.
Maine	1993	45	481
Bowling Green	1978	-	466
Merrimack	1988	-	463
Western Mich.	1986	44	442
Northern Mich.	1991	47	439
Michigan St.	1989	47	439
Wisconsin	1976	38	439
Minn. Duluth	1984	43	436
Michigan St.	1985	44	433
New Hampshire	1977	39	421
Wisconsin	1981	42	420
Wisconsin	1989	46	416
Michigan St.	1990	45	415
Michigan Tech	1976	-	412
Michigan St.	1986	45	405
Mass.-Lowell	1982	35	402

POINTS SCORED

Team	Year	Games	No.
Maine	1993	45	773
Bowling Green	1978	-	745
Merrimack	1988	-	724
Northern Mich.	1991	47	722
Michigan St.	1989	47	716
Wisconsin	1976	38	702
Western Mich.	1986	44	698
Michigan St.	1985	44	695
Minn. Duluth	1985	48	693
Wisconsin	1981	42	673
Wisconsin	1989	46	670
Michigan Tech.	1976	-	667
Michigan St.	1990	45	666
New Hampshire	1977	39	666
Michigan St.	1986	45	651
Mass.-Lowell	1982	35	649

POWER-PLAY GOALS

Team	Year	Games	No.
Minnesota	1980	41	99
Wisconsin	1976	38	93
Michigan	1997	43	91
Michigan St.	1989	47	91
Maine	1993	45	87
Western Mich.	1986	44	85
Bowling Green	1986	42	84
Boston U.	1996	40	82
Lake Superior St.	1989	46	79
Michigan St.	2001	42	77
Northern Mich.	1981	44	76
Minnesota	1991	45	75
Minnesota	1984	40	75
Minnesota	1979	44	74
Michigan St.	1976	40	74

POWER-PLAY PERCENTAGE

Team	Year	Games	Pct.
Boston U.	1971	-	.402
Wisconsin	1976	38	.391
Michigan Tech.	1975	-	.383
Vermont	1979	30	.375
Minnesota	1980	41	.367
Minn. Duluth	1985	48	.365
Michigan Tech.	1976	-	.362
Cornell	1970	29	.361
Harvard	1987	34	.359
Ala.-Huntsville	1997	28	.354
Yale	1986	30	.349
Minnesota	1979	44	.330
Notre Dame	1985	28	.329
Michigan St.	1976	40	.327
Maine	1993	45	.319
St. Cloud St.	2001	41	.311
Michigan St.	1989	47	.311

SHORT-HANDED GOALS

Team	Year	Games	No.
Michigan St.	1984	46	24
Mass.-Lowell	1982	35	23
Michigan	1997	43	22
Boston U.	1996	40	22
Maine	1993	45	21
Michigan St.	1985	44	21
Bowling Green	1973	-	21
Michigan Tech.	1982	-	20
Wisconsin	1982	47	20
Alas. Fairbanks	1991	35	18
Minnesota	1982	36	18
Ala.-Huntsville	1999	27	16
Northern Mich.	1993	43	16
Michigan St.	1987	45	16
North Dakota	1986	-	16
Minnesota	1984	40	16
Ohio St.	1982	34	16
Western Mich.	1978	33	16

Defense

SCORING DEFENSE

Team	Year	Games	GA	Avg.
Cornell	2005	35	45	1.29
Michigan St.	2001	42	57	1.36

Team	Year	Games	GA	Avg.
Cornell	2003	36	49	1.36
Cornell	1968	29	43	1.48
Michigan St.	1999	43	64	1.52
Niagara	2000	42	65	1.55
Maine	2004	44	69	1.57
Colgate	1963	24	39	1.63
Denver	1960	34	-	1.72
Michigan St.	1998	44	76	1.73
Ala.-Huntsville	1996	29	51	1.76
Michigan St.	2002	41	73	1.78
Cornell	2002	35	63	1.80
Michigan St.	2000	42	76	1.81
Wisconsin	2006	43	79	1.84
Harvard	2005	34	64	1.88
Boston College	2004	42	81	1.93
Brown	2004	31	60	1.94
Cornell	2004	32	62	1.94

PENALTY-KILL PERCENTAGE

Team	Year	Opp. PPG	Opp. PPA	Pct.
Michigan St.	1999	15	187	.920
Michigan St.	2001	15	168	.911
Michigan St.	1998	16	175	.909
Cornell	2001	13	134	.903
Army	1999	17	175	.903
Boston College	2001	24	243	.901
Cornell	2003	15	150	.900
Boston College	2004	21	201	.896
Brown	2004	17	159	.893
Cornell	2005	20	185	.892
Holy Cross	1997	12	111	.892
Ala.-Huntsville	2001	20	183	.891
Maine	2006	23	208	.889
Clarkson	1997	24	214	.888
Clarkson	1998	23	204	.887
St. Lawrence	1999	22	195	.887
Harvard	1984	-	-	.887
Boston College	2000	27	235	.885
Lake Superior St.	1998	23	200	.885
Minnesota	2001	26	226	.885
Wisconsin	2006	26	225	.884
Holy Cross	2004	20	171	.883
New Hampshire	1999	20	169	.882
Alas. Fairbanks	2006	30	252	.881
Maine	2005	25	208	.880
Quinnipiac	1999	25	208	.880

HIGHEST GOALS-ALLOWED AVERAGE

Team	Year	Avg.
Penn	1968	8.57
Colorado Col.	1961	7.94
Cornell	1959	7.90
Alas. Fairbanks	1980	7.78
Yale	1976	7.56
Rensselaer	1966	7.41
Holy Cross	1983	7.00
Colgate	1978	6.68
Rensselaer	1967	6.58
Maine	1982	6.51
St. Lawrence	1977	6.50
Ferris St.	1978	6.38
Dartmouth	1991	6.07
Michigan	1973	6.06
Northeastern	1971	6.03
Michigan St.	1980	5.97
Rensselaer	1951	5.87
Michigan	1986	5.84

Miscellaneous

SCORING MARGIN PER GAME

Team	Year	G	GF	GA	Margin	Mar./Gm.
Ohio St.	1970	27	178	82	96	3.56
Michigan	1997	42	234	96	138	3.29
Michigan	1996	42	231	93	138	3.29
Colorado Col.	1996	42	225	104	121	2.88
Ohio St.	1982	29	154	71	83	2.86
Ohio St.	1971	29	160	78	82	2.83
Quinnipiac	2000	36	195	95	100	2.78
Boston U.	1996	40	236	125	111	2.78
Canisius	1996	27	143	76	67	2.48
Army	1996	33	162	81	81	2.45

Team	Year	G	GF	GA	Margin	Mar./Gm.
Niagara	1997	27	153	87	66	2.44
Niagara	2000	42	165	65	100	2.38
North Dakota	1999	40	199	104	95	2.38
Quinnipiac	1999	34	161	81	80	2.35
Cornell	2003	36	133	49	84	2.33
North Dakota	2004	41	182	90	92	2.24
North Dakota	2000	44	192	97	95	2.16
Ferris St.	2003	42	188	100	88	2.10
Colorado Col.	2003	42	190	103	87	2.07
New Hampshire	2002	40	184	102	82	2.05

WINNING PERCENTAGE

Team	Year	W-L-T	Pct.*
Cornell	1970	29-0-0	1.000
Iona	1967	16-0-0	1.000
Clarkson	1956	23-0-0	1.000
Maine	1993	42-1-2	.956
Boston College	1949	21-1-0	.955
Denver	1961	30-1-1	.953
Ala.-Huntsville	1996	26-0-3	.948
Cornell	1967	27-1-1	.948
Fairfield	1973	—	.939
Boston U.	1978	30-2-0	.938
Mass.-Lowell	1983	29-2-0	.935
Rensselaer	1985	35-2-1	.934
Cornell	1968	27-2-0	.931

*Ties computed as half win, half loss.

WINS

Team	Year	No.
Maine	1993	42
Northern Mich.	1991	38
Michigan St.	1985	38
Michigan St.	1989	37
Bowling Green	1978	37
Wisconsin	1976	37
Lake Superior St.	1990	36
Wisconsin	1989	36
Minn. Duluth	1985	36
Michigan	1997	35
Michigan St.	1990	35
Minnesota	1985	35
Rensselaer	1985	35
Wisconsin	1981	35
Michigan	1998	34
Michigan	1996	34
Boston U.	1994	34
Michigan	1991	34
Maine	1988	34
Merrimack	1988	34
Minnesota	1988	34
Minnesota	1987	34
Michigan St.	1986	34
Minnesota	1986	34
Michigan St.	1984	34
Bowling Green	1983	34
Northern Mich.	1980	34
Michigan Tech	1976	34

LOSSES

Team	Year	No.
Fairfield	1998	31
Colorado Col.	1988	31
Miami (Ohio)	1987	31
Northern Mich.	1996	30
Ohio St.	1993	30
Ohio St.	1995	29
Mass.-Lowell	1986	29
New Hampshire	1986	29
Maine	1985	29
Minn. Duluth	2001	28
Minn. Duluth	2000	28
Fairfield	1999	28
Massachusetts	1995	28
Maine	1986	28
Minn. Duluth	1998	27
Bowling Green	1997	27
Minn. Duluth	1997	27
Notre Dame	1993	27
Minn. Duluth	1987	27
New Hampshire	1987	27
Ferris St.	1986	27
Minn. Duluth	1986	27

Team	Year	No.
Michigan	1979	27
Michigan St.	1978	27
Michigan	1973	27

FEWEST WINS

Team	Year	No.
Colorado Col.	1962	0
Brown	1961	0
Fairfield	1998	1
Dartmouth	1991	1
Brown	1989	1
Alas. Fairbanks	1980	1
Massachusetts	1979	1
Princeton	1971	1
Michigan St.	1955	1
Michigan Tech	1999	2
Iona	1996	2
Dartmouth	1987	2
Colorado Col.	1983	2
St. Cloud St.	1968	2
Colorado Col.	1965	2
Ohio St.	1964	2
Cornell	1960	2
Princeton	1957	2
Michigan Tech	1953	2
Michigan St.	1952	2

FEWEST LOSSES

Team	Year	No.
Ala.-Huntsville	1996	0
Cornell	1970	0
Iona	1967	0
Clarkson	1956	0
Cornell	1967	1
Denver	1960	1
Boston College	1949	1
North Dakota	1998	2
Colorado Col.	1996	2
Rensselaer	1985	2
Mass.-Lowell	1983	2
Boston U.	1978	2
Fairfield	1973	2
Boston U.	1971	2
Cornell	1969	2
Cornell	1968	2
Michigan	1955	2
Clarkson	1951	2

TIES

Team	Year	No.
Minnesota	1998	9
Michigan St.	2006	8
Wisconsin	2004	8
Notre Dame	2000	8
Western Mich.	1999	8
Brown	1996	8
Michigan St.	1992	8
Minnesota	1992	8
Neb.-Omaha	2006	7
New Hampshire	2006	7
Maine	2002	7
Maine	2001	7
Northern Mich.	2001	7
Notre Dame	2001	7
Boston U.	2000	7
Princeton	1998	7
Northeastern	1994	7
Yale	1992	7
Ferris St.	1991	7
Minn. Duluth	1991	7
Minn. Duluth	1990	7

HOME WINS

Team	Year	No.
Minnesota	1982	25
Maine	1990	24
Minn. Duluth	1985	24
Minnesota	1980	24
Ala.-Huntsville	1996	23
Northern Mich.	1991	23
Bowling Green	1978	23
Minnesota	1988	22
Minnesota	1986	22
Minnesota	1985	22

Team	Year	No.
Army	1983	22
Wisconsin	1976	22
Michigan Tech	1975	22
Merrimack	1988	21
Wisconsin	1989	20
Wisconsin	1987	20
Michigan St.	1986	20
Michigan St.	1984	20
Wisconsin	1982	20

ROAD WINS

Team	Year	No.
Lake Superior St.	1995	20
Michigan St.	1990	20
Michigan St.	1989	19
Michigan St.	1985	19
Providence	1983	17
Cornell	1970	17
Cornell	1967	17
Michigan St.	1998	16
Michigan	1994	16
Colgate	1990	16
Wisconsin	1989	16
Rensselaer	1985	16
Clarkson	1997	15
Minnesota	1991	15
Harvard	1989	15
Michigan St.	1987	15
Minnesota	1987	15
Wisconsin	1976	15
Cornell	1968	15
Boston U.	1966	15

OVERTIME GAMES

Team	Year	No.
Wisconsin	2004	14
Northeastern	1994	13
Lake Superior St.	1993	13
Lake Superior St.	1988	13
Michigan Tech	1996	12
Alas. Anchorage	1990	12
Ferris St.	1990	12
Maine	2002	11
Wayne St. (Mich.)	2001	11
Wisconsin	1999	11
Michigan St.	1992	11
Michigan St.	1987	11
Cornell	1986	11
Michigan Tech	1986	11
Cornell	2001	10
Northern Mich.	2001	10
Ohio St.	2001	10
Vermont	2001	10
Western Mich.	2001	10
New Hampshire	2000	10
Princeton	1998	10
Western Mich.	1997	10
Boston College	1994	10
Harvard	1994	10
Wisconsin	1993	10
Boston College	1989	10
Western Mich.	1988	10
Providence	1985	10
Michigan Tech	1970	10

OVERTIME WINS

Team	Year	No.
Michigan	1998	6
Lake Superior St.	1995	6
Michigan St.	1987	6
Cornell	1986	6
Boston College	1984	6
Wisconsin	1977	6
Wisconsin	2004	5
Ohio St.	2001	5
Wayne St. (Mich.)	2001	5
Western Mich.	1988	5
Michigan Tech	1978	5
Michigan Tech	1977	5
Air Force	1973	5
New Hampshire	1973	5
Michigan Tech	1970	5
Cornell	2001	4
Dartmouth	2001	4

Team	Year	No.
New Hampshire	2000	4
Niagara	2000	4
Harvard	1994	4
Air Force	1986	4
Providence	1985	4
Colgate	1984	4
Michigan Tech	1981	4
Michigan Tech	1962	4

OVERALL WINNING STREAK

No.	Team	Dates
36	Mass.-Lowell	Jan. 15, 1981-Jan. 26, 1982
30	Rensselaer	Nov. 24, 1984-March 22, 1985
30	Cornell	Nov. 22, 1969-Nov. 21, 1970
25	Cornell	1968-69
23	Cornell	1967-68
22	Michigan St.	Dec. 29, 1984-Feb. 15, 1985
22	Boston U.	1976-78
22	Michigan Tech	Jan. 12-Nov. 24, 1962
22	Boston College	Feb. 1, 1949-Feb. 7, 1950
21	Merrimack	Feb. 18, 1987-Jan. 5, 1988
21	Boston U.	1977-78
20	Ala.-Huntsville	Feb. 4, 1995-Jan. 5, 1996
20	Maine	Oct. 20, 1992-Jan. 3, 1993
19	Michigan St.	Oct. 15, 1988-Dec. 16, 1988

OVERALL UNBEATEN STREAK

No.	Team	Dates
38	Rensselaer	Nov. 24, 1984-Nov. 16, 1985
36	Mass.-Lowell	Jan. 15, 1981-Jan. 26, 1982
34	Ala.-Huntsville	Feb. 4, 1995-March 9, 1996
30	Cornell	Nov. 22, 1969-Nov. 21, 1970
29	Northern Mich.	Dec. 28, 1990-Oct. 25, 1991
28	Lake Superior St.	Nov. 30, 1990-March 9, 1991
25	Cornell	1968-69
25	Clarkson	1955-56
23	Michigan St.	Oct. 21, 2000-Jan. 23, 2001
23	Michigan St.	Dec. 4, 1998-March 5, 1999
23	Michigan	Nov. 8, 1996-Feb. 8, 1997
23	Cornell	1967-68
22	Michigan St.	Dec. 29, 1984-Feb. 15, 1985
22	Alas. Anchorage	1983-Jan. 7, 1984
22	Boston U.	1976-78
22	Michigan Tech	Jan. 12-Nov. 24, 1962
22	Boston College	Feb. 1, 1949-Feb. 7, 1950

OVERALL LOSING STREAK

No.	Team	Dates
29	Colorado Col.	1960-62
27	Alas. Fairbanks	Dec. 18, 1980-Jan. 1, 1982
25	Brown	Nov. 12, 1988-Feb. 25, 1989
19	Michigan Tech	Feb. 26-Nov. 26, 1999
19	Cornell	Dec. 11, 1959-March 4, 1960
18	Western Mich.	Nov. 15, 1997-Jan. 31, 1998
16	Brown	Jan. 11-Nov. 14, 1986
16	Michigan Tech	Nov. 18, 1951-March 8, 1952
15	Ohio St.	Jan. 8-March 12, 1993
15	Dartmouth	Nov. 30, 1991-Feb. 1, 1992
15	New Hampshire	Nov. 2-Dec. 30, 1985
14	Union (N.Y.)	Feb. 6-Oct. 30, 1999
14	Air Force	Nov. 11, 1995-Jan. 13, 1996
14	Bowling Green	Dec. 14, 1990-Feb. 2, 1991
14	Notre Dame	Nov. 12, 1988-Jan. 2, 1989
14	Dartmouth	1986-87
14	Ferris St.	Jan. 18-Oct. 12, 1985
14	Maine	Nov. 16, 1982-Jan. 13, 1983
14	St. Lawrence	1979-80
14	Michigan St.	Dec. 22, 1955-Feb. 25, 1956
14	Michigan St.	Jan. 12-March 10, 1950

OVERALL WINLESS STREAK

No.	Team	Dates
29	Colorado Col.	1960-62
27	Brown	Nov. 12, 1988-Nov. 11, 1989
27	Alas. Fairbanks	Dec. 18, 1980-Jan. 1, 1982
19	Michigan Tech	Feb. 20, 1998-Jan. 26, 1999
19	Michigan Tech	Nov. 2, 1996-Jan. 25, 1997
19	Cornell	Dec. 11, 1959-March 4, 1960
18	Western Mich.	Nov. 15, 1997-Jan. 31, 1998
18	Air Force	1995-96
17	Union (N.Y.)	Jan. 29-Oct. 30, 1999
17	Ferris St.	Jan. 20-Oct. 20, 1989
17	Yale	Jan. 25-Dec. 9, 1975
16	Vermont	Jan. 25-Oct. 20, 2002

No.	Team	Dates
16	Michigan Tech	Jan. 22-Oct. 14, 2000
16	Dartmouth	Nov. 30, 1991-Feb. 7, 1992
16	Notre Dame	Nov. 5, 1988-Jan. 2, 1989
16	Brown	Jan. 11-Nov. 14, 1986
16	Michigan Tech	Jan. 18-March 8, 1952
15	Bemidji St.	Dec. 2, 2000-Feb. 3, 2001
15	Ohio St.	Jan. 8-March 12, 1993
15	Dartmouth	Nov. 30, 1991-Feb. 1, 1992
15	Michigan Tech	Nov. 9, 1985-Jan. 4, 1986
15	New Hampshire	Nov. 2-Dec. 30, 1985
15	Brown	1985-86

HOME WINNING STREAK

No.	Team	Dates
63	Cornell	Jan. 14, 1967-Jan. 29, 1972
26	Rensselaer	Dec. 29, 1982-March 3, 1984
24	Colgate	1960-64
23	Bowling Green	Oct. 28, 1977-March 18, 1978
22	Michigan Tech	Nov. 28, 1975-Oct. 22, 1976
21	Lake Superior St.	Nov. 4, 1972-Jan. 3, 1973
20	Minnesota	Jan. 24-Dec. 23, 2004
19	Ala.-Huntsville	Jan. 30, 1998-Jan. 9, 1999
19	Ala.-Huntsville	Feb. 10, 1995-Jan. 5, 1996
19	Rensselaer	1984-85
18	Boston College	March 25, 1990-Feb. 17, 1991
18	Clarkson	1990-91
18	Michigan St.	Jan. 24-Nov. 1, 1986
18	Rensselaer	1983-84
17	Michigan	Jan. 15, 1993-Jan. 21, 1994
17	Rensselaer	Nov. 17, 1984-March 22, 1985
17	Northern Mich.	Nov. 3, 1979-Feb. 9, 1980
17	Michigan	March 4, 1961-March 3, 1962

HOME LOSING STREAK

No.	Team	Dates
11	Princeton	1970-1971
10	Notre Dame	Feb. 3-Nov. 29, 1980
10	Cornell	Dec. 17, 1958-March 7, 1959
9	Michigan Tech	Oct. 13-Dec. 8, 2000
8	Air Force	Nov. 11, 1995-Jan. 13, 1996
8	Michigan St.	Nov. 22, 1975-Jan. 17, 1976
8	Minn. Duluth	Jan. 4-Feb. 27, 1968
8	Michigan St.	Jan. 6-Feb. 25, 1956
8	Michigan St.	Jan. 12-Feb. 28, 1950
7	Bentley	Dec. 7, 2001-Feb. 8, 2002
7	Bemidji St.	Oct. 14-Nov. 24, 2000
7	Bentley	March 3-Dec. 3, 2000
7	Bowling Green	Nov. 8, 1997-Jan. 30, 1998
7	Minnesota	Jan. 12-Jan. 29, 1972
6	Bentley	Dec. 17, 1999-Jan. 29, 2000
6	Rensselaer	Dec. 12, 1981-Jan. 19, 1982

ROAD WINNING STREAK

No.	Team	Dates
20	Boston U.	1977-78
18	Rensselaer	Nov. 24, 1984-Nov. 15, 1985
18	Michigan Tech	Dec. 29, 1961-Dec. 30, 1962
17	Providence	1982-83
17	Cornell	Dec. 6, 1969-March 21, 1970
17	Cornell	1966-67
16	Colgate	1989-90
15	Clarkson	1996-97
15	Harvard	1988-89
15	Cornell	1967-68
15	Boston U.	1965-66
12	Michigan St.	Oct. 15-Dec. 15, 1988
11	Michigan St.	Nov. 9, 1984-Feb. 9, 1985
11	Bowling Green	Oct. 28, 1978-Jan. 26, 1979
10	Wisconsin	Oct. 22, 2005-Feb. 3, 2006
10	Michigan St.	Oct. 10-Dec. 28, 1997
10	Lake Superior St.	Jan. 11-Oct. 26, 1991
10	Michigan St.	Jan. 5-Feb. 23, 1990
10	Boston College	Nov. 30, 1984-Feb. 23, 1985
10	Minn. Duluth	Nov. 18, 1983-Jan. 21, 1984

ROAD LOSING STREAK

No.	Team	Dates
35	Air Force	Feb. 11, 1995-Feb. 27, 1998
25	Michigan	Jan. 7, 1972-March 2, 1973
19	Bemidji St.	Feb. 5, 2000-Feb. 3, 2001
17	Northern Mich.	March 11, 1995-Feb. 23, 1996
17	Bowling Green	Nov. 2, 1990-Nov. 29, 1991
13	Brown	Nov. 12, 1988-Feb. 25, 1989
13	Rensselaer	Feb. 13, 1965-Dec. 10, 1966

No.	Team	Dates
12	Minnesota	Nov. 8, 1997-Feb. 28, 1998
12	Michigan	Jan. 24-Nov. 22, 1986
12	Michigan	Feb. 23-Dec. 13, 1985
12	Lake Superior St.	Dec. 14, 1979-Oct. 25, 1980
12	Cornell	Dec. 11, 1959-Feb. 27, 1960
11	Ala.-Huntsville	Jan. 20-Dec. 18, 1989
11	Lake Superior St.	Feb. 7-Nov. 14, 1981
11	Rensselaer	March 4, 1969-Feb. 14, 1970
11	Minn. Duluth	Jan. 3-March 18, 1969

CONFERENCE WINNING STREAK
(Includes all games vs. conference opponents)

No.	Team (Conference)	Dates
25	Rensselaer (ECAC)	Nov. 17, 1984-Nov. 15, 1985
19	Denver (WCHA)	Dec. 17, 1960-Dec. 2, 1961
17	Maine (Hockey East)	Nov. 7, 1992-Feb. 13, 1993
17	Lake Superior St. (CCHA)	Jan. 19-Nov. 2, 1991
16	Michigan (CCHA)	Oct. 30, 1993-Jan. 15, 1994
16	Denver (WCHA)	Jan. 27-Dec. 13, 1960
13	Clarkson (ECACHL)	Jan. 15-Feb. 27, 1999
12	Ferris St. (CCHA)	Feb. 1-March 21, 2003
12	New Hampshire (Hockey East)	Feb. 24-Dec. 7, 1996
12	Wisconsin (WCHA)	Jan. 14-Feb. 19, 1977
11	Lake Superior St. (CCHA)	March 6-Oct. 31, 1992
10	Colgate (ECACHL)	Jan. 6-Feb. 10, 1990
10	Minn. Duluth (WCHA)	Nov. 3-Dec. 7, 1984
9	Wisconsin (WCHA)	Nov. 4-Dec. 9, 1972

CONFERENCE UNBEATEN STREAK
(Includes all games vs. conference opponents)

No. (Record)	Team (Conference)	Dates
34 (31-0-3)	Maine (Hockey East)	Jan. 25, 1992-Feb. 13, 1993
28 (26-0-2)	Lake Superior St. (CCHA)	Nov. 30, 1990-Nov. 2, 1991
26 (25-0-1)	Rensselaer (ECAC)	Nov. 17, 1984-Nov. 16, 1985
19 (19-0-0)	Denver (WCHA)	Dec. 17, 1960-Dec. 2, 1961
18 (16-0-2)	Colorado Col. (WCHA)	Oct. 13-Dec. 27, 1995
17 (16-0-1)	Michigan (CCHA)	Oct. 29, 1993-Jan. 15, 1994
16 (16-0-0)	Denver (WCHA)	Jan. 27-Dec. 13, 1960
15 (12-0-3)	New Hampshire (Hockey East)	Feb. 12-Dec. 4, 1999
13 (8-0-5)	Wisconsin (WCHA)	Nov. 7, 2003-Jan. 9, 2004
13 (13-0-0)	Clarkson (ECACHL)	Jan. 15-Feb. 27, 1999
12 (11-0-1)	Minn. Duluth (WCHA)	Jan. 9-Feb. 21, 2004
12 (12-0-0)	Ferris St. (CCHA)	Feb. 1-March 21, 2003
12 (12-0-0)	Wisconsin (WCHA)	Jan. 14-Feb. 19, 1977
11 (11-0-0)	Lake Superior St. (CCHA)	March 6-Oct. 31, 1992
11 (9-0-2)	Ferris St. (CCHA)	Nov. 3-Dec. 15, 1990
11 (9-0-2)	Ohio St. (CCHA)	Jan. 8-Feb. 12, 1983
10 (10-0-0)	Colgate (ECACHL)	Jan. 6-Feb. 10, 1990
10 (10-0-0)	Minn. Duluth (WCHA)	Nov. 3-Dec. 7, 1984
9 (9-0-1)	Wisconsin (WCHA)	Nov. 4-Dec. 22, 1972

PENALTY MINUTES

Team	Year	Games	No.
Ohio St.	1988	—	1,353
Lake Superior St.	1996	30	1,273
Michigan Tech	1995	39	1,266
Michigan Tech	1994	45	1,258
Minnesota	1991	45	1,207
Wisconsin	1991	44	1,183
Wisconsin	1994	42	1,145
Western Mich.	1989	—	1,127
Michigan Tech	1993	37	1,110
Michigan St.	1989	47	1,109
Northern Mich.	1994	—	1,107
Michigan St.	1987	45	1,100
Northern Mich.	1992	—	1,097
Northern Mich.	1993	—	1,082
Michigan St.	1988	46	1,081
Wisconsin	1993	42	1,080
Minnesota	1994	42	1,042

FEWEST PENALTY MINUTES

Team	Year	Games	No.
Minnesota	1958	27	135
Minnesota	1959	24	166
Minnesota	1961	29	209
Alas. Anchorage	1996	—	211
Minnesota	1957	29	218
Minnesota	1950	16	219
New Hampshire	1966	—	224
Michigan Tech	1952	20	242
Michigan Tech	1956	28	261
Michigan Tech	1955	26	288

Team	Year	Games	No.
Ferris St.	1977	22	363
Niagara	2002	35	381
Bemidji St.	2001	34	425
Union (N.Y.)	2002	32	468
Western Mich.	1983	—	493

CONSECUTIVE GAME SHUTOUTS

Team	Dates	Shutouts
Lake Superior St.	March 4-19, 1994	5
Wisconsin	March 18-26, 2006	3
Michigan	Feb. 7-14, 1964	3
Colgate	Jan. 8-19, 1963	3
Colgate	Dec. 8-15, 1962	3
Canisius	Jan. 21-27, 2006	2
Ohio St.	Nov. 18-19, 2005	2

Team	Dates	Shutouts
Canisius	Oct. 16-22, 1999	2
Ohio St.	Feb. 25-26, 1972	2

CONSECUTIVE SHUTOUT MINUTES

Team	Dates	Mins.
Lake Superior St.	Feb. 26-March 2, 1994	375:01
Wisconsin	March 17-April 6, 2006	270:26
Michigan	Feb. 1-15, 1964	232:18
Denver	Feb. 26-March 27, 2005	208:42
New Hampshire	1968-69	181:31
Ohio St.	Nov. 15-25, 2005	167:16
Bowling Green	Feb. 18-March 3, 1978	154:43
Canisius	Jan. 21-Jan. 27, 2006	147:34
Colgate	Nov. 5-12, 1983	136:40
Minn. Duluth	Nov. 24-Dec. 1, 1995	133:49

Annual Team Champions

Offense

SCORING OFFENSE

Year	Team	Games	Goals	Avg.
1996	Boston U.	40	236	5.90
1997	Niagara	27	153	5.67
1998	Fairfield	24	118	4.92
1999	North Dakota	40	199	4.98
2000	Quinnipiac	36	195	5.42
2001	St. Cloud St.	41	168	4.10
2002	New Hampshire	40	184	4.60
2003	Colorado Col.	42	190	4.52
2004	North Dakota	41	182	4.44
2005	Michigan	42	178	4.24
2006	Mercyhurst	36	150	4.17

POWER-PLAY PERCENTAGE

Year	Team	PPGoals	PPAtts.	Pct.
1996	Colorado Col.	86	263	.327
1997	Maine	58	192	.302
1998	Canisius	37	130	.285
1999	Providence	50	197	.254
2000	Niagara	50	180	.278
2001	St. Cloud St.	51	194	.263
2002	St. Cloud St.	73	235	.311
2003	Colorado Col.	72	234	.308
2004	Minnesota	56	214	.262
2005	Cornell	43	176	.244
2006	Colorado Col.	57	251	.227

Defense

PENALTY-KILL PERCENTAGE

Year	Team	Opp. PPGoals	Opp. PPAtts.	Pct.
1996	Cornell	30	223	.865
1997	Holy Cross	12	111	.892
1998	Michigan St.	16	175	.909
1999	Michigan St.	15	187	.920
2000	Boston College	27	235	.885
2001	Michigan St.	15	168	.911
2002	Michigan St.	13	137	.905
2003	Cornell	15	150	.900
2004	Boston College	21	201	.896
2005	Cornell	20	185	.892
2006	Maine	23	208	.889

SCORING DEFENSE

Year	Team	Games	Goals	Avg.
1996	Michigan	43	93	2.16
1997	Michigan	42	96	2.29
1998	Michigan St.	41	71	1.73
1999	Michigan St.	42	64	1.52
2000	Niagara	42	65	1.55
2001	Michigan St.	42	57	1.36
2002	Michigan St.	41	73	1.78
2003	Cornell	36	49	1.36
2004	Maine	44	69	1.57
2005	Cornell	35	45	1.29
2006	Wisconsin	43	79	1.84

Miscellaneous

SCORING MARGIN PER GAME

Year	Team	Games	GF	GA	Marg./Gm.
1996	Michigan	42	231	93	3.29
1997	Michigan	42	234	96	3.29
1998	Michigan St.	41	148	71	1.88
1999	North Dakota	40	199	104	2.38
2000	Quinnipiac	36	195	95	2.78
2001	Michigan St.	42	134	57	1.83
2002	New Hampshire	40	184	102	2.05
2003	Cornell	36	133	49	2.33
2004	North Dakota	41	182	90	2.24
2005	Cornell	35	112	45	1.91
2006	Minnesota	41	169	105	1.56

WINNING PERCENTAGE

Year	Team	W-L-T	Pct.*
1996	Colorado Col.	33-5-4	.833
1997	Michigan	34-4-4	.857
1998	Michigan St.	31-6-4	.805
1999	North Dakota	32-6-2	.825
2000	Quinnipiac	27-6-3	.792
2001	Michigan St.	33-5-4	.833
2002	Denver	32-8-1	.793
2003	Cornell	30-5-1	.847
2004	Maine	33-8-3	.784
2005	Cornell	27-5-3	.814
2006	Wisconsin	30-10-3	.733

*Ties computed as half win, half loss.

USA Today/AHCA Final Division I Polls

2006

1. Wisconsin
2. Boston College
3. North Dakota
4. Maine
5. Boston U.
6. Michigan St.
7. Cornell
8. Minnesota
9. Miami (Ohio)
10. Harvard
11. Colorado Col.
12. Michigan
13. New Hampshire
14. Holy Cross
15. St. Cloud St.

2005

1. Denver
2. Colorado Col.
3. North Dakota
4. Minnesota
5. Cornell
6. Michigan

7. Boston College
8. New Hampshire
9. Ohio St.
10. Harvard
11. Maine
12. Boston U.
13. Wisconsin
14. Colgate
15. Bemidji St.

2004

1. Denver
2. Maine
3. Boston College
4. Minn. Duluth
5. North Dakota
6. Minnesota
7. Michigan
8. Wisconsin
9. Ohio St.
10. Miami (Ohio)
11. New Hampshire
12. Notre Dame
13. Harvard

14. Michigan St.
15. Colorado Col.

2003

1. Cornell
2. Minnesota
3. New Hampshire
4. Michigan
5. Colorado Col.
6. Ferris St.
7. Boston U.
8. Boston College
9. Maine
10. Harvard
11. Minn. St. Mankato
12. Ohio St.
13. North Dakota
14. Minn. Duluth
15. Michigan St.

2002

1. New Hampshire
2. Minnesota
3. Maine
4. Michigan

5. Denver
6. Boston U.
7. Michigan St.
8. Colorado Col.
9. Cornell
10. St. Cloud St.
11. Northern Mich.
12. Alas. Fairbanks
13. Harvard
14. Mass.-Lowell
15. Ohio St.

2001

1. Michigan St.
2. Boston College
3. St. Cloud St.
4. North Dakota
5. Michigan
6. Colorado Col.
7. Minnesota
8. Providence
9. Maine
10. St. Lawrence
11. Wisconsin

12. Neb.-Omaha
13. New Hampshire
14. Clarkson
15. Cornell

2000

1. Wisconsin
2. Boston U.
3. North Dakota
4. Michigan
5. New Hampshire
6. Boston College
7. Maine
8. Michigan St.
9. St. Lawrence
10. Northern Mich.
11. Colgate
12. St. Cloud St.
13. Niagara
14. Minn. St. Mankato
15. Ferris St.

1999

1. North Dakota
2. New Hampshire

3. Michigan St.
4. Maine
5. Colorado Col.
6. Clarkson
7. Boston College
8. Michigan
9. Denver
10. St. Lawrence

1998

1. Boston U.
2. Michigan St.
3. North Dakota
4. Michigan
5. Yale
6. Boston College
7. New Hampshire
8. Clarkson
9. Ohio St.
10. Colorado Col.

USCHO.com Final Division I Polls

2006

1. Boston U.
2. Wisconsin
3. Minnesota
4. Michigan St.
5. Miami (Ohio)
6. North Dakota
7. Harvard
8. Cornell
9. Boston College
10. Maine
11. Michigan
12. Colorado Col.
13. New Hampshire
14. St. Cloud St.
15. Neb.-Omaha
16. Denver
17. Dartmouth
18. Northern Mich.
19. Holy Cross
20. Colgate

2005

1. Denver
2. Boston College

3. Colorado Col.
4. Cornell
5. Michigan
6. New Hampshire
7. Minnesota
8. Harvard
9. Ohio St.
10. North Dakota
11. Boston U.
12. Maine
13. Wisconsin
14. Colgate
15. Dartmouth

2004

1. Maine
2. North Dakota
3. Minnesota
4. Boston College
5. Minn. Duluth
6. Ohio St.
7. Michigan
8. Denver
9. Miami (Ohio)
10. New Hampshire

11. Wisconsin
12. Michigan St.
13. Notre Dame
14. Colorado Col.
15. Harvard

2003

1. Cornell
2. Colorado Col.
3. New Hampshire
4. Minnesota
5. Ferris St.
6. Boston U.
7. Michigan
8. Boston College
9. Maine
10. Harvard
11. Minn. St. Mankato
12. North Dakota
13. Ohio St.
14. Minn. Duluth
15. St. Cloud St.

2002

1. New Hampshire
2. Denver

3. Minnesota
4. Michigan St.
5. Boston U.
6. Maine
7. Michigan
8. St. Cloud St.
9. Cornell
10. Colorado Col.
11. Northern Mich.
12. Alas. Fairbanks
13. Mass.-Lowell
14. Ohio St.
15. Harvard

2001

1. Michigan St.
2. Boston College
3. St. Cloud St.
4. North Dakota
5. Michigan
6. Colorado Col.
7. Minnesota
8. Providence
9. Maine
10. Wisconsin

11. St. Lawrence
12. New Hampshire
13. Neb.-Omaha
14. Clarkson
15. Denver

2000

1. Wisconsin
2. North Dakota
3. Maine
4. Boston U.
5. St. Lawrence
6. Boston College
7. New Hampshire
8. Michigan St.
9. Michigan
10. Colgate

1999

1. North Dakota
2. Michigan St.
3. Maine
4. New Hampshire
5. Colorado Col.
6. Clarkson
7. Boston College

8. Michigan
9. Ohio St.
10. Denver

1998

1. North Dakota
2. Michigan St.
3. Boston College
4. Boston U.
5. Michigan
6. Clarkson
7. Yale
8. Ohio St.
9. Colorado Col.
10. Wisconsin

Men's Division III Records

Individual Records.....	28
Individual Leaders	28
Annual Individual Champions.....	34
Team Records	35
Team Leaders	36
Annual Team Champions.....	42
USCHO Final Polls	42



Individual Records

Official NCAA men's ice hockey records began with the 1947-48 season (1948) and are based on information submitted to the NCAA statistics service by institutions participating in the statistics rankings. In statistical rankings, the rounding of percentages and/or averages may indicate ties where none exist. In these cases, the numerical order of the rankings is correct.

Offense

POINTS SCORED

Game
13—Mike Karin, Middlebury vs. Cornell, Feb. 1959 (3 goals, 10 assists); Gerald Mahoney, Tufts vs. Massachusetts, 1953-54 (8 goals, 5 assists)

Season
111—Dave Lair, Oswego St., 1983 (48 goals, 63 assists)

Career
359—Joey Ferras, Plattsburgh St., 1985-88 (125 goals, 234 assists)

POINTS PER GAME

Season
5.14—Phil Latreille, Middlebury, 1961 (108 in 21 games)

Career
4.07—Phil Latreille, Middlebury, 1958-61 (346 in 85 games)

GOALS

Game
10—Phil Latreille, Middlebury vs. Colgate, Feb. 1960

Season
80—Phil Latreille, Middlebury, 1961

Career
250—Phil Latreille, Middlebury, 1958-61

GOALS PER GAME

Season
3.81—Phil Latreille, Middlebury, 1961 (80 in 21 games)

Career
2.94—Phil Latreille, Middlebury, 1958-61 (250 in 85 games)

ASSISTS

Game
10—Mike Karin, Middlebury vs. Cornell, Feb. 1959

Season
69—Joey Ferras, Plattsburgh St., 1988

Career
234—Joey Ferras, Plattsburgh St., 1985-88

ASSISTS PER GAME

Season
3.10—Mike Karin, Middlebury, 1959 (62 in 20 games)

Career
1.86—Ron Ryan, Colby, 1960-62 (141 in 76 games)

ASSISTS ON GAME-WINNING GOALS

Season
6—Chris Mills, Manhattanville, 2006

Career
11—^Chris Mills, Manhattanville, 2004-06

^Active player.

POWER-PLAY GOALS

Game
4—Rob McNamara, Buffalo St. vs. Geneseo St., Jan. 26, 1996

Season
27—Sean Fitzgerald, Oswego St., 1989

Career
64—Sean Fitzgerald, Oswego St., 1986-89 (126 goals)

SHORT-HANDED GOALS

Game
4—David Garofalo, New England Col. vs. Mass. Liberal Arts, Nov. 21, 1998

Season
10—Scott Burfoot, Mercyhurst, 1992

Career
25—Scott Burfoot, Mercyhurst, 1989-92 (113 games)

GAME-WINNING GOALS

Season
9—Steve Aronson, St. Thomas (Minn.), 2000; Paul Caulfield, Wis.-Stevens Point, 1991

Career
19—Paul Caulfield, Wis.-Stevens Point, 1989-92 (148 goals)

QUICKEST HAT TRICK TO START A GAME

4:37—Ross Grubin, Trinity (Conn.) vs. Southern Me., Feb. 20, 1988 (scored at 1:30, 4:24, 4:37, three goals in the span of 3:07)

Defense

SAVES

Game
77—John Herud, Nichols vs. Maine, 1972-73

Season

1,095—George Bosak, Scranton, 1994

Career

3,275—Jamie Morris, Rochester Inst., 1996-99

GOALIE SAVE PERCENTAGE

Season
.946—Niklas Sundberg, Plattsburgh St., 1999 (307 saves, 17 goals allowed)

Career

.924—Raj Bhangoo, Wentworth Inst., 2001-04 (1,760 saves, 144 goals allowed)

GOALS-AGAINST AVERAGE

Season
1.21—Francois Bourbeau, Middlebury, 1998 (845 minutes played, 17 goals allowed)

Career

1.40—Christian Carlsson, Middlebury, 1999-02

Miscellaneous

GOALIE WINNING PERCENTAGE

Season
1.000—Bob Berg, Marian (Wis.), 2002 (6-0-0); Francois Bourbeau, Middlebury, 1996 (14-0-0); Eric Przykuta, Fredonia St., 1994 (10-0-0)

Career

*.935—Bobby Silvia, Mass.-Dartmouth, 1983-86 (43-3-0)

*Ties computed as half win, half loss.

GOALIE WINS

Career
72—Rick Strack, Plattsburgh St., 1978-81

GOALIE SHUTOUTS

Season
7—Kyle Jones, St. Norbert, 2006; Chancy Colquhoun, St. Norbert, 2004; Christian Carlsson, Middlebury, 2001

Career

14—^Adam Hanna, St. John's (Minn.), 2004-06

^Active player.

CONSECUTIVE GOALIE SHUTOUTS

Season

4—Kyle Jones, St. Norbert, Jan. 14-27, 2006; Adam Hanna, St. John's (Minn.), Feb. 21-March 4, 2004

CONSECUTIVE SHUTOUT MINUTES

Season

337:22—Kyle Jones, St. Norbert, Jan. 13-28, 2006

Individual Leaders

SINGLE-GAME RECORDS

Offense

POINTS

No.	Player, Team vs. Opponent	Date
13	Mike Karin, Middlebury vs. Cornell	Feb. 1959
13	Gerald Mahoney, Tufts vs. Massachusetts	1953-54
10	Mike Moccia, Connecticut Col. vs. Skidmore	1985
10	Pierre Belanger, Oswego St. vs. Brockport St.	Feb. 1967
10	Phil Latreille, Middlebury vs. Colgate	Feb. 1960
9	Mike Bournazakis, Rochester Inst. vs. Neumann	Feb. 8, 2002
9	Luke Murphy, Rochester Inst. vs. Cortland St.	Jan. 17, 1999
9	Tom Conti, Lawrence vs. Benedictine (Ill.)	Nov. 21, 1998
9	Scott Burfoot, Mercyhurst vs. Elmira	Jan. 12, 1992
9	Troy Winch, Mercyhurst vs. Binghamton	Nov. 19, 1989
9	Bill Loveland, Geneseo St. vs. Binghamton	Feb. 10, 1989
9	Maurice Montambault, Rochester Inst. vs. Brockport St.	1986

No.	Player, Team vs. Opponent	Date
9	Dave Kunz, Gust. Adolphus vs. Maine	Feb. 27, 1976
9	Marv Degon, Worcester St. vs. Nichols	1973-74
9	Glenn LaChapelle, Wis.-Stout vs. Wis.-Stevens Point	1972-73
9	Chuck Gerber, Wis.-Stout vs. Wis.-Stevens Point	1972-73
9	Gary Goulden, Oswego St. vs. Brockport St.	Feb. 1967
9	Pierre Belanger, Oswego St. vs. Ithaca	Jan. 28, 1967
9	Ron Ryan, Colby vs. Dartmouth	1961-62
9	Ron Ryan, Colby vs. Amherst	1961-62
9	Ron Ryan, Colby vs. Northeastern	1961-62
9	Jay Church, Colby vs. MIT	1958-59
9	Bob Keltie, Colby vs. Bowdoin	1957-58

GOALS

No.	Player, Team vs. Opponent	Date
10	Phil Latreille, Middlebury vs. Colgate	Feb. 1960
8	Glen LaChapelle, Wis.-Stout vs. Wis.-Stevens Point	1972-73
8	Gerald Mahoney, Tufts vs. Massachusetts	1953-54
7	Tim Yakimowsky, Wentworth Inst. vs. Mass.-Dartmouth	Feb. 7, 2001
7	Brian Hansen, Gust. Adolphus vs. Hamline	Feb. 1991

Player, Team	Year	Saves
Casey Oie, Wis.-Superior	1982	946
Tony Mongillo, Elmira	1988	929
Pete Sears, Oswego St.	1971	920
Ryan Hallam, Geneseo St.	1995	893
Bob Hanson, St. John's (Minn.)	1979	887
Niklas Sundburg, Plattsburgh St.	2001	884
Ron Cappellazzo, Brockport St.	1983	879
Phil Wheaton, Geneseo St.	1988	876
Mike Collochio, Neumann	2005	873
Gerard Muscat, Elmira	1990	862
Bobby Gorman, Wis.-Stevens Point	1998	858
Lou Germain, Geneseo St.	1991	852

SAVE PERCENTAGE

(Must have played 33 percent of the team's minutes)

Player, Team	Year	GA	Saves	Pct.
Niklas Sundberg, Plattsburgh St.	1999	17	307	.946
Joel Cameron, Lake Forest	2004	28	472	.944
Brady Alstead, Wis.-River Falls	1996	27	451	.944
Ross Cherry, Middlebury	2005	21	347	.943
Francois Bourbeau, Middlebury	1998	17	276	.942
Lincoln Matlock, Lebanon Valley	2002	17	274	.942
Jon Dryjowicz-Burek, Mass.-Dartmouth	2006	39	621	.941
Dave Scardella, Wesleyan (Conn.)	2006	18	286	.941
Jamie Vanek, Wentworth Inst.	2003	27	428	.941
Adam Hanna, St. John's (Minn.)	2005	41	633	.939
Dan Meneghin, Wis.-River Falls	2005	21	323	.939
A.J. Bucchino, Wis.-River Falls	2006	38	579	.938
Raj Bhangoo, Wentworth Inst.	2001	18	274	.938
Andy Scanlon, Wis.-River Falls	2004	36	522	.935
Doug Raeder, Middlebury	2006	20	287	.935
Tyler Euverman, Rochester Inst.	2002	42	602	.935
Scott Bonnell, Colby	1998	18	250	.933
Marc Scheuer, Middlebury	2004	26	359	.932
Cody Brown, Lake Forest	2003	39	532	.932
Todd Chin, Wis.-Stevens Point	1989	—	—	.932
Rob MacNeil, Hamilton	2004	29	388	.930
Ross Cherry, Middlebury	2006	21	280	.930
Raj Bhangoo, Wentworth Inst.	2002	42	560	.930
Dan Melde, Gust. Adolphus	2002	39	519	.930
Justin Brackett, Connecticut Col.	1999	37	492	.930
Dave Haimson, Williams	1998	53	704	.930
Zack Sikich, St. Thomas (Minn.)	2003	23	305	.930
Tom Bachmeier, Wis.-River Falls	1995	—	—	.930

GOALS-AGAINST AVERAGE

(Must have played 33 percent of the team's minutes)

Player, Team	Year	Mins.	GA	GAA
Francois Bourbeau, Middlebury	1998	845	17	1.21
Marc Scheuer, Middlebury	2004	1,155	26	1.35
Niklas Sundberg, Plattsburgh St.	1999	749	17	1.36
Lincoln Matlock, Lebanon Valley	2002	745	17	1.37
Christian Carlsson, Middlebury	2002	1,636	38	1.39
Ross Cherry, Middlebury	2006	901	21	1.40
Christian Carlsson, Middlebury	2001	1,218	29	1.43
Chris Farion, Middlebury	1996	840	21	1.50
Doug Raeder, Middlebury	2006	779	20	1.54
Dan Kehler, St. Olaf	2005	1,241	32	1.55
Brady Alstead, Wis.-River Falls	1996	1,043	27	1.55
J.D. Hadjaris, Colby	2003	842	22	1.57
Art Fitzgerald, Trinity (Conn.)	1987	—	—	1.58
Kevin Schieve, Norwich	2002	1,324	35	1.59
Jeremy Hill, Manhattan	2002	—	—	1.59
Yen-I Chen, Middlebury	2005	970	26	1.61
Adam Hanna, St. John's (Minn.)	2004	1,080	29	1.61
Ross Cherry, Middlebury	2005	782	21	1.61
Adam Hanna, St. John's (Minn.)	2005	1,521	41	1.62
Chancy Colquhoun, St. Norbert	2004	1,210	33	1.64

Miscellaneous

GOALIE WINNING PERCENTAGE

(Must have played 33 percent of the team's minutes)

Player, Team (Record)	Year	Pct.*
Bob Berg, Marian (Wis.) (6-0-0)	2002	1.000
Francois Bourbeau, Middlebury (14-0-0)	1996	1.000
Eric Przykuta, Fredonia St. (10-0-0)	1994	1.000
Tyler Euverman, Rochester Inst. (25-1-0)	2001	.962
Bobby Silvia, Mass.-Dartmouth (23-1-0)	1986	.958
Randy Hevey, Norwich (18-1-0)	2000	.947
Bob Berg, Marian (Wis.) (8-0-1)	2003	.944
Francois Bourbeau, Middlebury (13-0-2)	1995	.933

Player, Team (Record)	Year	Pct.*
Dan Meneghin, Wis.-River Falls (13-1-0)	2003	.929
Jeff Smith, Marian (Wis.) (6-0-1)	1999	.929
Chris Farion, Middlebury (12-1-0)	1998	.923
Shawn Grenier, Mass.-Dartmouth (24-2-0)	1996	.923
Kyle Jones, St. Norbert (17-1-1)	2005	.921
Mark Rice, St. John's (Minn.) (17-1-1)	1997	.921
Eric Van Den Bosch, St. Norbert (11-1-0)	2003	.917
Christian Carlsson, Middlebury (26-2-1)	2002	.914
Craig Barnett, Plattsburgh St. (21-2-0)	1987	.913
Yen-I Chen, Middlebury (10-1-0)	2004	.909
Kevin Schieve, Norwich (10-1-0)	2004	.909
Ross Cherry, Middlebury (13-1-1)	2006	.900

*Ties computed as half win, half loss.

SHUTOUTS

Player, Team	Year	SHO
Kyle Jones, St. Norbert	2006	7
Chancy Colquhoun, St. Norbert	2004	7
Christian Carlsson, Middlebury	2001	7
Kyle Jones, St. Norbert	2005	5
Jacque Vezina, Wis.-River Falls	2002	5
Adam Hanna, St. John's (Minn.)	2004	4
Tyson Gajda, Oswego St.	2003	4
Jacque Vezina, Wis.-River Falls	2003	4
Marc Scheuer, Middlebury	2001	4
Brady Alstead, Wis.-River Falls	1998	4
Jeff Heil, Wis.-River Falls	1997	4
Keith Longo, Hobart	2006	3
Ryan Scott, Oswego St.	2005	3
Sonny Holding, Lebanon Valley	2003	3

CONSECUTIVE GAME SHUTOUTS

Player, Team	Year	SHO
Kyle Jones, St. Norbert	2006	4
Adam Hanna, St. John's (Minn.)	2004	4
Kyle Jones, St. Norbert	2005	3
Marc Scheuer, Middlebury	2001	3
Keith Longo, Hobart	2006	2
Chancy Colquhoun, St. Norbert	2004	2
Jacque Vezina, Wis.-River Falls	2003	2
Christian Carlsson, Middlebury	2001	2
Brady Alstead, Wis.-River Falls	1998	2

CONSECUTIVE SHUTOUT MINUTES

Player, Team	Dates	Mins.
Kyle Jones, St. Norbert	Jan. 13-28, 2006	337:22
Adam Hanna, St. John's (Minn.)	Feb. 20-March 7, 2004	291:00
Kyle Jones, St. Norbert	Jan. 29-Feb. 12, 2005	201:19
Jacque Vezina, Wis.-River Falls	Nov. 1-23, 2002	201:06
Marc Scheuer, Middlebury	Nov. 18, 2000-Jan. 2, 2001	185:10
Keith Longo, Hobart	Nov. 5-27, 2005	180:24
Joe Loffberg, Oswego St.	Nov. 30-Dec. 4, 2001	165:13
Christian Carlsson, Middlebury	Feb. 10-March 2, 2001	165:11
Rob Ligus, Elmira	Jan. 18-25, 2000	153:58
Roby Gropp, St. Norbert	Oct. 31-Nov. 22, 1997	151:15
Christian Carlsson, Middlebury	Nov. 17-Dec. 1, 2000	148:28
Kevin Block, Lebanon Valley	Oct. 24-Nov. 12, 1999	144:00
Thomas Keliher, Hobart	Jan. 23-31, 2004	143:45
Chancy Colquhoun, St. Norbert	March 5-19, 2004	141:43
Rob McShane, Manhattanville	Feb. 5-12, 2000	135:57
Brady Alstead, Wis.-River Falls	Feb. 7-20, 1998	128:10




Photo by Dick Blume/NCAA Photos

St. Norbert's Kyle Jones set the Division III record for consecutive shutout minutes last season, holding opponents scoreless for more than 337 from January 13 to January 28, 2006. He finished the season with seven shutouts, also a division record.

CAREER RECORDS

Offense

POINTS

Table with columns: Player, Team, Years, GP, G, A, Pts. Lists career points for various players like Joey Ferras, Dave Lair, Phil Latreille, etc.

POINTS PER GAME

Table with columns: Player, Team, Years, GP, G, A, P, PPG. Lists career points per game for various players.

GOALS

Table with columns: Player, Team, Years, GP, G. Lists career goals for various players.

Table with columns: Player, Team, Years, GP, G. Lists career goals for various players.

GOALS PER GAME

Table with columns: Player, Team, Years, GP, G, GPG. Lists career goals per game for various players.

ASSISTS

Table with columns: Player, Team, Years, GP, A. Lists career assists for various players.

ASSISTS PER GAME

Table with columns: Player, Team, Years, GP, A, APG. Lists career assists per game for various players.

Player, Team	Years	GP	A	APG
Dave Piromalli, Plattsburgh St.	1984-87	136	177	1.30
Arron Scott, Wis.-River Falls	1987-90	97	125	1.29
Chris Smith, Geneseo St.	1988-91	117	149	1.27
Doug Kimura, Plattsburgh St.	1978-80	83	103	1.24
Kevin Flynn, Oswego St.	1978-81	106	131	1.24
Joe Gurney, Fitchburg St.	1985-88	107	132	1.23
Brian Holmes, Mass.-Dartmouth	1986-89	97	117	1.21
Paul Donato, Babson	1981-84	117	140	1.20
Chris Maybury, Rochester Inst.	1993-96	106	126	1.19
Tracey Belanger, Plattsburgh St.	1996-99	128	151	1.18
Doug Keys, Gust. Adolphus	1982-85	118	137	1.16
Sean Green, Oswego St.	1987-90	116	133	1.15
Eric Donaghey, Framingham St.	1985-87	70	80	1.14
Damon Moore, Fitchburg St.	1995-98	106	121	1.14
Travis Finkle, Hobart	1997-99	73	83	1.14

ASSISTS ON GAME-WINNING GOALS

Player, Team	Years	No.
^Chris Mills, Manhattanville	2004-06	11

^Active player.

POWER-PLAY GOALS

Player, Team	Years	GP	PPG
Sean Fitzgerald, Oswego St.	1986-89	126	64
Joey Ferras, Plattsburgh St.	1985-88	143	60
Dave Piromalli, Plattsburgh St.	1984-87	136	55
Rick Pratt, Oswego St.	1979-82	119	54
Jeff Lupu, Fredonia St.	1992, 94-96	122	48
Paul Caufield, Wis.-Stevens Point	1989-92	148	43
Jeff DuRoss, Fitchburg St.	1997-00	110	41
Eric Preston, Fredonia St.	1994-97	126	41
Marcello Gentile, Bowdoin	1992-95	99	38
Shane Ferras, Plattsburgh St.	1987-90	103	37
Tim Yakimovsky, Wentworth Inst.	1999-02	110	35
Steve Moffat, Plattsburgh St.	1995-98	125	35
Ivan Filippov, Wentworth Inst.	1998-01	108	34
Brian Yingling, Lebanon Valley	2000-03	110	32
Rob Smillie, St. Norbert	1996-99	122	32
Alan Quinlan, Bowdoin	1975-77	67	31
Dan Genatossio, Fitchburg St.	1994-97	107	30
Chris Fess, Plattsburgh St.	1991-94	121	30

SHORT-HANDED GOALS

Player, Team	Years	GP	SHG
Scott Burfoot, Mercyhurst	1989-92	113	25
Lenny Pereira, Plattsburgh St.	1991-94	124	14
Greg Joyce, Wis.-River Falls	1991-94	115	13
Tim Hale, Wis.-Stevens Point	1989-92	138	13
Michael O'Sullivan, Curry	2002-05	106	11
Charlie Gaffney, Bowdoin	1992-95	102	11
Frank Cirone, Wis.-Stevens Point	1991-94	121	11
Pierre Brunet, Plattsburgh St.	1979-82	116	11
Steve Moore, Plattsburgh St.	1992-95	115	10
Chris Campbell, Wis.-Superior	1990-93	98	10
Dave Piromalli, Plattsburgh St.	1984-87	136	10
Bob Devaney, Bowdoin	1976-79	87	10

GAME-WINNING GOALS

Player, Team	Years	GP	GWG
Paul Caufield, Wis.-Stevens Point	1989-92	148	19
Charlie Gaffney, Bowdoin	1992-95	102	18
Dave Piromalli, Plattsburgh St.	1984-87	136	16
John McGeough, Bowdoin	1984-87	104	16
Mike Mulvey, Mass.-Dartmouth	1988-91	101	14
Arron Scott, Wis.-River Falls	1986-90	97	14
Bill Kewer, Mass.-Dartmouth	1987-89	79	14
Connor Hughes, St. Norbert	2003-06	120	13
Brian Yingling, Lebanon Valley	2000-03	110	13
Tim Yakimovsky, Wentworth Inst.	1999-02	110	13
Rob Smillie, St. Norbert	1996-99	122	13

Defense

SAVES

Player, Team	Years	Saves
Jamie Morris, Rochester Inst.	1996-99	3,275
Dave Burkholder, Rochester Inst.	1981-84	3,180
Paul Mueller, Oswego St.	1986-89	3,144
Rick Royal, St. Scholastica	1987-90	3,125
Jamie Ronayne, Buffalo St.	1996-99	2,966

Player, Team	Years	Saves
Doug Voss, Bethel (Minn.)	1984-87	2,909
Mark Breeden, Geneseo St.	1996-99	2,810
Jeffrey Blair, Trinity (Conn.)	1996-99	2,803
Gary Bowles, Mercyhurst	1989-92	2,775
Bob Hanson, St. John's (Minn.)	1976-79	2,769
George Soares, Plymouth St.	1983-86	2,750
Rick Morrissey, Framingham St.	1984-87	2,701
Rick Strack, Plattsburgh St.	1978-81	2,665
Mike Mondello, Plattsburgh St.	1991-94	2,593
Paul Kwiatkowski, Fredonia St.	1989-92	2,505
Chris Hanson, Wis.-River Falls	1985-88	2,487
Jeff Reid, Wentworth Inst.	1997-00	2,486
Dave Graichen, Wis.-Superior	1994-97	2,482
Tad Larson, Wis.-Stout	1975-78	2,480
Larry Fergie, Plymouth St.	1999-02	2,409
Phil Wheaton, Geneseo St.	1986-89	2,400
Jeff Rathburn, Gust. Adolphus	1994-97	2,397
Niklas Sundberg, Plattsburgh St.	1999-02	2,328
Mike Heinzen, Wis.-Superior	1975-78	2,306
Roby Gropp, St. Norbert	1995-98	2,296

Wentworth Institute's Jamie Vanek led Division III in 2003 with a .941 save percentage. From 2000 to 2003, he compiled a .923 career save percentage (currently third in Division III) and a 2.37 goals-against average (currently 10th in the division).



Photo by Wentworth Institute Sports Information

SAVE PERCENTAGE

Player, Team	Years	Pct.
Raj Bhangoo, Wentworth Inst.	2001-04	.92437
Niklas Sundberg, Plattsburgh St.	1999-02	.92430
Jamie Vanek, Wentworth Inst.	2000-03	.923
Christian Carlsson, Middlebury	1999-02	.923
Joel Cameron, Lake Forest	2001-04	.922
Mike Szkodzinski, St. Norbert	1998-00	.917
Cody Brown, Lake Forest	2001-04	.917
Brady Alstead, Wis.-River Falls	1996-99	.916
Larry Perlman, Middlebury	1972-74	.915
Brent Truchon, Middlebury	1989-92	.915
Paul Howard, Framingham St.	1992-95	.915
Andy Micheletti, Gust. Adolphus	1969-72	.914
Bobby Gorman, Wis.-Stevens Point	1995-98	.913
Lou Germain, Geneseo St.	1989-91	.912
Jeff Heil, Wis.-River Falls	1995-97	.911
Dave Graichen, Wis.-Superior	1994-97	.910
Chris Farion, Middlebury	1995-98	.910
Scott Harer, St. Thomas (Minn.)	1989-92	.909
Roby Gropp, St. Norbert	1995-98	.909
Tom Pink, Wis.-Superior	1997-00	.908
Shawn Grenier, Mass.-Dartmouth	1993-96	.907
Geoff Faulkner, Trinity (Conn.)	1999-02	.907
Francois Bourbeau, Middlebury	1995-98	.906
Kevin Kelly, Mass.-Dartmouth	1992-95	.905
Art Fitzgerald, Trinity (Conn.)	1984-87	.905

GOALS-AGAINST AVERAGE

Player, Team	Years	Avg.
Christian Carlsson, Middlebury	1999-02	1.40
Francois Bourbeau, Middlebury	1995-98	1.88
Chris Farion, Middlebury	1995-98	1.91
Dan Meneghin, Wis.-River Falls	2003-06	1.92
Niklas Sundberg, Plattsburgh St.	1999-02	2.14
Mike Szkodzinski, St. Norbert	1998-00	2.21
Paul Howard, Framingham St.	1992-95	2.34
Jeff Heil, Wis.-River Falls	1995-97	2.34

Player, Team	Years	Avg.
Bobby Silvia, Mass.-Dartmouth	1983-86	2.35
Jamie Vanek, Wentworth Inst.	2000-03	2.37
Brady Alstead, Wis.-River Falls	1995-97	2.40
Tom Pink, Wis.-Superior	1997-00	2.43
Frank Stephenson, Colby	1960-62	2.45
Shawn Grenier, Mass.-Dartmouth	1993-96	2.45
Raj Bhangoo, Wentworth Inst.	2001-04	2.46
Bobby Gorman, Wis.-Stevens Point	1995-98	2.48
Bill Burtch, Elmira	1984-87	2.58
Dave Graichen, Wis.-Superior	1994-97	2.60
Todd Chin, Wis.-Stevens Point	1989-92	2.65
Kevin Kelly, Mass.-Dartmouth	1992-95	2.65
Andy Micheletti, Gust. Adolphus	1969-72	2.66
Roby Gropp, St. Norbert	1995-98	2.66
Joel Cameron, Lake Forest	2001-04	2.70
Mike Talbot, Bowdoin	1968-71	2.75

Player, Team	Years	Wins
Jason Sirota, Fredonia St.	1994-97	58
Mike Tubbs, St. Thomas (Minn.)	1983-86	58
Jacque Vezina, Wis.-River Falls	2000-03	57
Brady Alstead, Wis.-River Falls	1996-99	57
Gary Bowles, Mercyhurst	1989-92	56
Kevin McGowan, Mass.-Dartmouth	2002-05	55
Roby Gropp, St. Norbert	1995-98	53
David Griffin, Curry	1986-89	53
Andy Micheletti, Gust. Adolphus	1969-72	53
Jeff Reid, Wentworth Inst.	1997-00	52
Lou Schwing, Connecticut Col.	1986-89	51
Chris Farion, Middlebury	1995-98	48
Steve Janas, Bowdoin	1986-89	48
Doug Cole, Wis.-River Falls	1982-85	48
Dick Walters, Gust. Adolphus	1972-75	48

Miscellaneous

GOALIE WINNING PERCENTAGE

Player, Team (Record)	Years	Pct.*
Bobby Silvia, Mass.-Dartmouth (43-3-0)	1983-86	.935
Francois Bourbeau, Middlebury (47-2-5)	1995-98	.917
Christian Carlsson, Middlebury (47-5-1)	1999-02	.896
Rick Strack, Plattsburgh St. (72-8-3)	1978-81	.886
Chris Farion, Middlebury (48-7-1)	1995-98	.866
Shawn Grenier, Mass.-Dartmouth (37-6-0)	1993-96	.860
Kevin Kelly, Mass.-Dartmouth (63-12-2)	1992-95	.831
Kevin McGowan, Mass.-Dartmouth (55-14-1)	2002-05	.793

*Ties computed as half win, half loss.

GOALIE WINS

Player, Team	Years	Wins
Rick Strack, Plattsburgh St.	1978-81	72
Niklas Sundberg, Plattsburgh St.	1999-02	68
Scott Pearsons, Mass.-Dartmouth	1987-90	66
Chris Hanson, Wis.-River Falls	1985-88	65
Dave Graichen, Wis.-Superior	1994-97	64
Mike Mondello, Plattsburgh St.	1991-94	64
Kevin Kelly, Mass.-Dartmouth	1992-95	63
Paul Mueller, Oswego St.	1986-89	63
Todd Chin, Wis.-Stevens Point	1989-92	61
Brad Erbsland, Plattsburgh St.	1997-00	58

Entering the 2006-07 season as a senior, St. John's (Minnesota) goalie Adam Hanna leads Division III with 14 career shutouts. As a freshman, he held opponents scoreless for 291 consecutive minutes, a mark which ranks second in the division. He earned the Sid Watson Award last year as the college division Player of the Year.




Photo by St. John's (Minnesota) Sports Information

GOALIE SHUTOUTS

Player, Team	Years	No.
^Adam Hanna, St. John's (Minn.)	2004-06	14
^Kyle Jones, St. Norbert	2005-06	12
Terry Dunbar, Marian (Wis.)	2001-04	6

^Active player.

Annual Individual Champions

Offense

POINTS PER GAME

Year	Player, Team	Games	Pts.	Avg.
1996	Geoff Liska, Norwich	24	61	2.54
1997	Steve Toll, Rochester Inst.	29	80	2.76
1998	Damon Moore, Fitchburg St.	26	84	3.23
1999	Mark Deveaux, Johnson & Wales (R.I.)	25	70	2.80
2000	Steve Aronson, St. Thomas (Minn.)	33	91	2.76
2001	Jason Boudrow, Tufts	24	67	2.79
2002	Mike Bournazakis, Rochester Inst.	26	58	2.23
2003	Brian Yingling, Lebanon Valley	27	65	2.41
2004	Kurtis McLean, Norwich	28	57	2.04
2005	Eric Frank, Mass.-Dartmouth	26	59	2.27
2006	Aaron Johnson, Augsburg	25	49	1.96

GOALS PER GAME

Year	Player, Team	Games	Goals	Avg.
1996	David Curtis, Roger Williams	21	29	1.38
1997	Frank Savino, St. Mary's (Minn.)	27	40	1.48
1998	Jeff DuRoss, Fitchburg St.	26	47	1.81
1999	Mark Deveaux, Johnson & Wales (R.I.)	25	39	1.56
2000	Kevin Adam, Bethel (Minn.)	24	33	1.38
2001	Jason Boudrow, Tufts	24	32	1.33
2002	Beau Kretzman, Amherst	25	25	1.00
2003	Nick Cote, Mass. Liberal Arts	23	33	1.43
2004	Kurtis McLean, Norwich	28	36	1.29
2005	Kurtis McLean, Norwich	29	29	1.12
2006	Sean Burke, Buffalo St.	25	26	1.04

ASSISTS PER GAME

Year	Player, Team	Games	Assists	Avg.
1996	Geoff Liska, Norwich	24	42	1.75
1997	Joe Centrella, Fitchburg St.	28	52	1.86
1998	Damon Moore, Fitchburg St.	26	63	2.42
1999	Josh Nickols, Milwaukee Engr.	26	40	1.54
2000	Steve Aronson, St. Thomas (Minn.)	33	53	1.61
2001	Mike Bournazakis, Rochester Inst.	29	51	1.76
2002	Mike Bournazakis, Rochester Inst.	26	39	1.50
2003	Sean Pero, Curry	25	35	1.40
2004	Chris Lee, Potsdam St.	27	32	1.19
2005	Brian Doherty, Curry	28	41	1.46
2006	Aaron Johnson, Augsburg	26	36	1.44

POWER-PLAY GOALS

Year	Player, Team	Games	PPG
1996	Rich Maggioletto, Bowdoin	25	14
1997	Frank Savino, St. Mary's (Minn.)	27	15
1998	Jeff DuRoss, Fitchburg St.	26	17
1999	Jason Boudrow, Tufts	24	15
2000	Peter Bournazakis, Rochester Inst.	26	13
	Brian Nelson, Concordia-M'head	28	13
2001	Peter Bournazakis, Rochester Inst.	28	17
2002	Matt Donskov, Cortland St.	28	12
2003	Brian Yingling, Lebanon Valley	27	11
2004	Jarrett Konkle, Elmira	23	11
	Lawne Snyder, Elmira	24	11
2005	Mike Carody, New England Col.	27	14
2006	Kevin Galan, Plattsburgh St.	31	15

SHORT-HANDED GOALS

Year	Player, Team	Games	SHG
1996	Mike Roitsch, St. Thomas (Minn.)	29	7
1997	Jeff Corkish, Concordia-M'head	25	6
1998	Mike Martin, Marian (Wis.)	19	5
	Steve Aronson, St. Thomas (Minn.)	28	5
	Forrest Gore, Wis.-Stevens Point	30	5
	Jeff Paluseo, Plattsburgh St.	35	5
1999	Keith Aucoin, Norwich	31	7
2000	Eric Weidenbach, Plattsburgh St.	27	5
2001	Keith Aucoin, Norwich	28	8
2002	Teddy Eagle, Marian (Wis.)	27	4
	Todd Nowicki, Buffalo St.	27	4
2003	Brian Yingling, Lebanon Valley	27	7
2004	Ken Cleary, Tufts	24	5
	Kurtis McLean, Norwich	28	5
	Michael O'Sullivan, Curry	29	5
2005	Michael O'Sullivan, Curry	26	5
2006	Mitch Stephens, Geneseo St.	30	7

GAME-WINNING GOALS

Year	Player, Team	Games	GWG
1996	Jarrold DiBona, Mass.-Dartmouth	27	7
1997	Steve Moffat, Plattsburgh St.	31	8
1998	Jeff DuRoss, Fitchburg St.	26	6
	Steve Aronson, St. Thomas (Minn.)	28	6
	Forrest Gore, Wis.-Stevens Point	30	6
	Rob Smillie, St. Norbert	33	6
1999	Jim Nagle, Norwich	31	7
2000	Steve Aronson, St. Thomas (Minn.)	33	9
2001	Ivan Prokic, Wis.-Superior	30	8
2002	Kevin Cooper, Middlebury	29	6
	Nick Cote, Mass. Liberal Arts	28	6
2003	Kevin Cooper, Middlebury	28	8
2004	Mike Lukajic, Oswego St.	31	8
2005	Gus Katsuras, Hamilton	25	7
2006	Jeff Grant, Mass.-Dartmouth	30	7

Defense

SAVE PERCENTAGE

Year	Player, Team	Games	GA	Svs.	Pct.
1996	Brady Alstead, Wis.-River Falls	18	27	478	.944
1997	Mark Berube, Skidmore	10	22	282	.922

Offense

GOALS SCORED

Period
11—Mercyhurst vs. Scranton, Jan. 24, 1992 (3rd period)

Game (Single Team)
26—New England Col. vs. Fitchburg St. (1), Dec. 9, 1970

Game (Combined)
27—New England Col. (26) vs. Fitchburg St. (1), Dec. 9, 1970

Season
290—Plattsburgh St. (41 games played, 7.07 per game), 1986

GOALS SCORED PER GAME

Season
9.14—Middlebury (192 goals, 21 games played), 1961

MOST ASSISTS

Game (Single Team)
30—Oswego St. vs. Cortland St., Jan. 30, 1985

Game (Combined)
34—Wentworth Inst. (28) vs. Suffolk (6), Nov. 23, 1999

Season
422—Elmira (34 games played, 12.41 per game), 1991

FEWEST ASSISTS

Season
20—Lawrence (7 games), 1997

POINTS SCORED

Game (Single Team)
50—Oswego St. (20 goals, 30 assists) vs. Cortland St., Jan. 30, 1985

Game (Combined)
52—Wentworth Inst. (43) vs. Suffolk (9), Nov. 23, 1999; Oswego St. (50) vs. Cortland St. (2), Jan. 30, 1985

Season
661—Elmira (34 games played, 19.44 per game), 1991

POWER-PLAY GOALS

Game
8—St. Norbert vs. Wis.-Stevens Point, Jan. 27, 1996

Season
85—Wis.-Stevens Point (41 games played, 2.07 per game), 1989

POWER-PLAY PERCENTAGE

Season
.398—Mass.-Dartmouth (108 opportunities, 43 goals), 1986

SHORT-HANDED GOALS

Game
5—Mercyhurst vs. Scranton, Jan. 24, 1992

Season
22—Wis.-Stevens Point (36 games played, 0.61 per game), 1992

Defense

PENALTY-KILL PERCENTAGE

Season
.930—Wis.-River Falls (114 opportunities, 8 goals allowed), 1996

Year	Player, Team	Games	GA	Svs.	Pct.
1998	Francois Bourbeau, Middlebury	15	17	293	.942
1999	Niklas Sundberg, Plattsburgh St.	16	17	324	.948
2000	Rob Ligas, Elmira	23	52	659	.921
2001	Raj Bhangoo, Wentworth Inst.	10	18	274	.938
2002	Lincoln Matlock, Lebanon Valley	14	17	291	.942
2003	Jamie Vanek, Wentworth Inst.	17	27	455	.941
2004	Joel Cameron, Lake Forest	16	28	472	.944
2005	Ross Cherry, Middlebury	14	21	347	.943
2006	Jon Dryjowicz-Burek, Mass.-Dartmouth	23	39	621	.941

GOALS-AGAINST AVERAGE

Year	Player, Team	Games	Mins.	GA	GAAvg.
1996	Chris Farion, Middlebury	14	840	21	1.50
1997	Chris Farion, Middlebury	17	1,001	35	2.10
1998	Francois Bourbeau, Middlebury	15	845	17	1.21
1999	Niklas Sundberg, Plattsburgh St.	16	749	17	1.36
2000	Randy Hevey, Norwich	20	1,148	40	2.09
2001	Christian Carlsson, Middlebury	20	1,218	29	1.43
2002	Lincoln Matlock, Lebanon Valley	14	745	17	1.37
2003	J.D. Hadiaris, Colby	15	842	22	1.57
2004	Marc Scheuer, Middlebury	20	1,155	26	1.35
2005	Dan Kehler, St. Olaf	20	1,241	32	1.55
2006	Ross Cherry, Middlebury	16	901	21	1.40

Miscellaneous

GOALIE WINNING PERCENTAGE

Year	Player, Team (Record)	Pct.*
1996	Francois Bourbeau, Middlebury (14-0-0)	1.000
1997	Mark Rice, St. John's (Minn.) (17-1-1)	.921
1998	Chris Farion, Middlebury (12-1-0)	.923
1999	Jeff Smith, Marian (Wis.) (6-0-1)	.929
2000	Randy Hevey, Norwich (18-1-0)	.947
2001	Tyler Everman, Rochester Inst. (25-1-0)	.962
2002	Christian Carlson, Middlebury (26-2-1)	.914
2003	Bob Berg, Marian (Wis.) (8-0-1)	.944
2004	Eric Van Den Bosch, Norwich (11-1-0)	.917
2005	Kyle Jones, St. Norbert (17-1-1)	.921
2006	Ross Cherry, Middlebury (13-1-1)	.900

*Ties computed as half win, half loss.

Team Records

Official NCAA men's ice hockey records began with the 1947-48 (1948) season and are based on information submitted to the NCAA statistics service by institutions participating in the statistics rankings. In statistical rankings, the rounding of percentages and/or averages may indicate ties where none exist. In these cases, the numerical order of the rankings is correct.

FEWEST GOALS ALLOWED PER GAME

Season
1.47—Middlebury (44 goals allowed, 30 games played), 2006

Miscellaneous

LARGEST MARGIN OF VICTORY

25—Plattsburgh St. (25) vs. Fredonia St. (0), March 13, 1988; New England Col. (26) vs. Fitchburg St. (1), Dec. 9, 1970

SCORING MARGIN PER GAME

Season
6.50—Mass.-Dartmouth (207 goals scored, 51 goals allowed, 24 games), 1986

WINNING PERCENTAGE

.958—Mass.-Dartmouth (23-1-0), 1986

WINS

34—Wis.-Stevens Point (34-5-2, .854), 1989; Plattsburgh St. (34-6-0, .850), 1987

LOSSES

29—St. Scholastica (1-29-0), 1991

FEWEST WINS

0—Wentworth Inst. (0-19-0), 1996; Wentworth Inst. (0-22-0), 1995

FEWEST LOSSES

1—Rochester Inst. (27-1-1, .948), 2001; Mass.-Dartmouth (23-1-0, .958), 1986

MOST TIES

7—Wis.-Superior (19-3-7, .776), 2005; Wis.-Stevens Point (13-13-7, .500), 1995

MOST HOME WINS

21—Plattsburgh St., 1992 (32-2-2 overall)

MOST ROAD WINS

15—Wis.-Stevens Point (15-3-1, .816), 1989 (34-5-2 overall)

MOST OVERTIME GAMES

11—Colby, 1998

MOST OVERTIME WINS

4—Colby, 1998; Wis.-Stevens Point, 1989

OVERALL WINNING STREAK

38—Mass.-Dartmouth, Jan. 16, 1985-March 2, 1986

OVERALL UNBEATEN STREAK

38—Mass.-Dartmouth, Jan. 16, 1985-March 2, 1986

OVERALL LOSING STREAK

50—Wentworth Inst., Nov. 4, 1994-Jan. 15, 1997

OVERALL WINLESS STREAK

50—Wentworth Inst., Nov. 4, 1994-Jan. 15, 1997

HOME WINNING STREAK

36—St. Norbert, Oct. 30, 2001-Oct. 29, 2004

HOME LOSING STREAK

32—Wentworth Inst., Nov. 17, 1993-Jan. 15, 1997

ROAD WINNING STREAK

13—Wis.-Stevens Point, 1988-89

CONFERENCE WINNING STREAK

(Includes all games vs. conference opponents)
20—Middlebury (NESCAC/ECAC East), Feb. 11, 2005-Jan. 21, 2006

CONFERENCE UNBEATEN STREAK

(Includes all games vs. conference opponents)
24—Middlebury (22-0-2, NESCAC/ECAC East), Feb. 11, 2005-Jan. 28, 2006

MOST PENALTY MINUTES

Game (Single Team)

136—Bethel (Minn.) vs. St. Norbert (89), Feb. 17, 1990

Game (Combined)

266—Wis.-Stevens Point (92) vs. Bemidji St. (174 [Division I]), Nov. 6, 1993

Season

1,206—Wis.-River Falls, 1988 (38 games)

MOST PENALTIES

Game (Single Team)

34—Lebanon Valley vs. Wentworth Inst., Feb. 6, 1999

Game (Combined)

70—Wis.-Stevens Point (32) vs. Bemidji St. (38 [Division I]), Nov. 6, 1993

FEWEST PENALTY MINUTES

Season

216—Wentworth Inst., 1996 (19 games)

SHUTOUTS

Season

11—Middlebury, 2001

CONSECUTIVE SHUTOUT MINUTES

337:22—St. Norbert, Jan. 13-28, 2006

CONSECUTIVE GAME SHUTOUTS

4—St. Norbert, Jan. 14-27, 2006; St. John's (Minn.), Feb. 21-March 4, 2004; Middlebury, Nov. 17-25, 2000

LONGEST GAME

98:42—Minn.-Crookston (2) vs. Milwaukee Engr. (1) (2 OT), Feb. 23, 2002

Team Leaders

Official NCAA men's ice hockey records began with the 1947-48 (1948) season and are based on information submitted to the NCAA statistics service by institutions participating in the statistics rankings. In statistical rankings, the rounding of percentages and/or averages may indicate ties where none exist. In these cases, the numerical order of the rankings is correct.

SINGLE-GAME RECORDS

Offense

GOALS SCORED

Period

No.	Team vs. Opponent	Date
11	Mercyhurst vs. Scranton	Jan. 24, 1992
10	Wis.-Stevens Point vs. St. Norbert	Nov. 1, 1991
9	St. Norbert vs. Marian (Wis.)	Feb. 13, 1998
9	Elmira vs. Scranton	Feb. 21, 1994
9	Cortland St. vs. Scranton	Jan. 12, 1993
9	Oswego St. vs. Cortland St.	Jan. 30, 1985
9	Western Mich. vs. Northern Ill.	Jan. 19, 1974
9	Western Mich. vs. Northern Ill.	Jan. 18, 1974
9	Colby vs. Amherst	1966
9	Colby vs. Amherst	1962
8	Manhattanville vs. Neumann	Feb. 13, 2002
8	Oswego St. vs. Scranton	Oct. 25, 1991
8	Bowdoin vs. Connecticut Col.	Feb. 16, 1990
7	Lebanon Valley vs. Johnson & Wales (R.I.)	Jan. 23, 2004
6	Wentworth Inst. vs. Framingham St.	Feb. 22, 2003
6	Lebanon Valley vs. Framingham St.	Nov. 9, 2001
6	Wentworth Inst. vs. Mass.-Dartmouth	Feb. 7, 2001
6	Manhattanville vs. Neumann	Oct. 30, 1999

Single Team

No. Team vs. Opponent

No.	Team vs. Opponent	Date
26	New England Col. vs. Fitchburg St. (1)	Dec. 9, 1970
25	Plattsburgh St. vs. Fredonia St. (0)	Feb. 13, 1988
24	Mercyhurst vs. Scranton (1)	Jan. 24, 1992
22	Mass.-Dartmouth vs. Worcester St.	Jan. 31, 1983
22	Mass.-Dartmouth vs. Worcester St.	Feb. 4, 1980
22	Elmira vs. Upsala (1)	Jan. 5, 1980
21	Wis.-Stevens Point vs. St. Norbert (1)	Nov. 1, 1991
21	Oswego St. vs. Scranton (0)	Oct. 25, 1991
21	American Int'l vs. Nichols (2)	1963-64
20	Elmira vs. Scranton (0)	Feb. 21, 1994
19	Elmira vs. Upsala (1)	Jan. 1980
18	Cortland St. vs. Scranton (2)	Jan. 12, 1993
18	Elmira vs. Brockport St. (2)	1977-78
18	Western Mich. vs. St. Mary's (Minn.) (1)	Dec. 14, 1974
18	Colby vs. Amherst (2)	1966
17	Lebanon Valley vs. Neumann (1)	Jan. 19, 1999
17	Wis.-River Falls vs. St. Olaf (0)	Jan. 13, 1987
17	St. John's (Minn.) vs. Hamline	1976
16	Bethel (Minn.) vs. Hamline (5)	Feb. 17, 1999
16	Bethel (Minn.) vs. St. John's (Minn.)	Nov. 28, 1981
16	Augsburg vs. Bethel (Minn.) (3)	Feb. 3, 1981
16	Nichols vs. Bentley (2)	1972-73
16	Nichols vs. Fitchburg St. (1)	1971-72
15	Wentworth Inst. vs. Framingham St. (3)	Feb. 16, 2002
15	Manhattanville vs. Neumann (0)	Feb. 13, 2002
15	Wentworth Inst. vs. Suffolk (3)	Nov. 23, 1999
15	Hobart vs. Neumann (0)	Oct. 31, 1998
15	St. Norbert vs. Marian (Wis.) (1)	Feb. 13, 1998
15	Wis.-River Falls vs. Wis.-La Crosse (1)	Dec. 15, 1987
15	Nichols vs. Assumption (0)	1973-74
15	Colby vs. Amherst (0)	1962
15	Colby vs. MIT (1)	1958

Combined

No.	Team vs. Opponent	Date
27	New England Col. (26) vs. Fitchburg St. (1)	Dec. 9, 1970
25	Mercyhurst (24) vs. Scranton (1)	Jan. 24, 1992
25	Plattsburgh St. (25) vs. Fredonia St. (0)	Feb. 13, 1988
23	Elmira (22) vs. Scranton (1)	Jan. 5, 1980
23	American Int'l (21) vs. Nichols (2)	1963-64
22	Wis.-Stevens Point (21) vs. St. Norbert (1)	Nov. 1, 1991
21	Bethel (Minn.) (16) vs. Hamline (5)	Feb. 17, 1999
21	Oswego St. (21) vs. Scranton (0)	Oct. 25, 1991
20	Elmira (20) vs. Scranton (0)	Feb. 21, 1994
20	Cortland St. (18) vs. Scranton (2)	Jan. 12, 1993
20	Oswego St. vs. Cortland St.	Jan. 30, 1985
20	Elmira (19) vs. Upsala (1)	Jan. 1980
20	Elmira (18) vs. Brockport St. (2)	1977-78
20	Colby (18) vs. Amherst (2)	1966
19	Northern Ariz. (12) vs. Wis.-River Falls (7)	Feb. 18, 1984
19	Augsburg (16) vs. Bethel (Minn.) (3)	Feb. 3, 1981
19	Western Mich. (18) vs. St. Mary's (Minn.) (1)	Dec. 14, 1974
18	Wentworth Inst. (15) vs. Framingham St. (3)	Feb. 16, 2002
18	Manhattanville (12) vs. Western New Eng. (6)	Feb. 12, 2000
18	Wentworth Inst. (15) vs. Suffolk (3)	Nov. 23, 1999
18	Lebanon Valley (17) vs. Neumann (1)	Jan. 19, 1999
18	Nichols (16) vs. Bentley (2)	1972-73
17	Wis.-River Falls (17) vs. St. Olaf (0)	Jan. 13, 1987
17	Wis.-Eau Claire (11) vs. Wis.-River Falls (6)	Feb. 17, 1985
17	Wis.-River Falls (9) vs. Augsburg (8) (ot)	Jan. 29, 1985
17	Wis.-River Falls (11) vs. Wis.-Stevens Point (6)	Jan. 28, 1984
17	Nichols (16) vs. Fitchburg St. (1)	1971-72

LARGEST MARGIN OF VICTORY

No.	Team	Date
25	Plattsburgh St. (25) vs. Fredonia St. (0)	March 13, 1988
25	New England Col. (26) vs. Fitchburg St. (1)	Dec. 9, 1970
23	Mercyhurst (24) vs. Scranton (1)	Jan. 24, 1992
21	Oswego St. (21) vs. Scranton (0)	Oct. 25, 1991
21	Elmira (22) vs. Upsala (1)	Jan. 5, 1980
20	Elmira (20) vs. Scranton (0)	Feb. 21, 1994
20	Wis.-Stevens Point (21) vs. St. Norbert (1)	Nov. 1, 1991

MOST ASSISTS

Single Team

No.	Team vs. Opponent	Date
30	Oswego St. vs. Cortland St.	Jan. 30, 1985
28	Wentworth Inst. vs. Suffolk	Nov. 23, 1999
28	Western Mich. vs. St. Mary's (Minn.)	Dec. 14, 1974
27	Manhattanville vs. Neumann	Feb. 13, 2002
24	St. Norbert vs. Marian (Wis.)	Jan. 2, 1999
24	Hobart vs. Neumann	Oct. 31, 1998
23	St. Norbert vs. Marian (Wis.)	Feb. 13, 1998
21	Wis.-Stevens Point vs. St. Norbert	Nov. 1, 1991
20	Wentworth Inst. vs. Mass.-Dartmouth	Feb. 7, 2001
20	Oswego St. vs. Scranton	Oct. 25, 1991
19	Manhattanville vs. Western New Eng.	Feb. 12, 2000
18	Wentworth Inst. vs. Framingham St.	Feb. 16, 2002
17	Wentworth Inst. vs. Framingham St.	Feb. 22, 2003
13	Bowdoin vs. Holy Cross	Feb. 13, 1971

Combined

No.	Team (Asst.) vs. Opponent (Asst.)	Date
34	Wentworth Inst. (28) vs. Suffolk (6)	Nov. 23, 1999
31	Oswego St. (30) vs. Cortland St. (1)	Jan. 30, 1985
30	Manhattanville (19) vs. Western New Eng. (11)	Feb. 12, 2000
30	Western Mich. (28) vs. St. Mary's (Minn.) (2)	Dec. 14, 1974
29	Manhattanville (27) vs. Neumann (2)	Feb. 13, 2002
25	St. Norbert (23) vs. Marian (Wis.) (2)	Feb. 13, 1998
24	St. Norbert (24) vs. Marian (Wis.) (0)	Jan. 2, 1999
23	Wis.-Stevens Point (21) vs. St. Norbert (2)	Nov. 1, 1991
22	Wentworth Inst. (20) vs. Mass.-Dartmouth (2)	Feb. 7, 2001
22	Wis.-Stevens Point (12) vs. Wis.-Superior (10)	Nov. 11, 1989
21	Wentworth Inst. (18) vs. Framingham St. (3)	Feb. 16, 2002

POINTS SCORED

Single Team

No.	Team vs. Opponent	Date
50	Oswego St. vs. Cortland St.	Jan. 30, 1985
46	Western Mich. vs. St. Mary's (Minn.)	Dec. 14, 1974
43	Wentworth Inst. vs. Suffolk	Nov. 23, 1999
42	Manhattanville vs. Neumann	Feb. 13, 2002
42	Wis.-Stevens Point vs. St. Norbert	Nov. 1, 1991
39	Hobart vs. Neumann	Oct. 31, 1998
38	St. Norbert vs. Marian (Wis.)	Feb. 13, 1998
38	Oswego St. vs. Scranton	Oct. 25, 1991

No.	Team vs. Opponent	Date
38	St. Norbert vs. Lawrence	Feb. 16, 1991
36	Bowdoin vs. Holy Cross	Feb. 13, 1971
33	Wentworth Inst. vs. Framingham St.	Feb. 16, 2002
32	Wentworth Inst. vs. Mass.-Dartmouth	Feb. 7, 2001
31	Manhattanville vs. Western New Eng.	Feb. 12, 2000
30	Wentworth Inst. vs. Framingham St.	Feb. 22, 2003

Combined

No.	Team (Pts.) vs. Opponent (Pts.)	Date
52	Wentworth Inst. (43) vs. Suffolk (9)	Nov. 23, 1999
52	Oswego St. (50) vs. Cortland St. (2)	Jan. 30, 1985
49	Western Mich. (46) vs. St. Mary's (Minn.) (3)	Dec. 14, 1974
48	Manhattanville (31) vs. Western New Eng. (17)	Feb. 12, 2000
45	Manhattanville (42) vs. Neumann (3)	Feb. 13, 2002
45	Wis.-Stevens Point (42) vs. St. Norbert (3)	Nov. 1, 1991
41	St. Norbert (38) vs. Marian (Wis.) (3)	Feb. 13, 1998
40	St. Norbert (38) vs. Lawrence (2)	Feb. 16, 1991
39	Wentworth Inst. (33) vs. Framingham St. (6)	Feb. 16, 2002
35	Wentworth Inst. (32) vs. Mass.-Dartmouth (3)	Feb. 7, 2001
30	Wentworth Inst. (30) vs. Framingham St. (0)	Feb. 22, 2003

POWER-PLAY GOALS

No.	Team vs. Opponent	Date
8	St. Norbert vs. Wis.-Stevens Point	Jan. 27, 1996
7	Cortland St. vs. Fredonia St.	Jan. 17, 1987
6	St. Norbert vs. Wis.-Superior	March 11, 2006
6	Fredonia St. vs. Geneseo St.	Feb. 20, 2004
6	Wentworth Inst. vs. Framingham St.	Feb. 22, 2003
6	Wentworth Inst. vs. Framingham St.	Feb. 16, 2002
6	Wentworth Inst. vs. Fitchburg St.	Jan. 12, 1995
6	Wis.-Stevens Point vs. Wis.-Superior	Nov. 11, 1988
6	Oswego St. vs. Geneseo St.	Jan. 3, 1988
6	Oswego St. vs. Connecticut Col.	Nov. 6, 1987
6	Wis.-Stevens Point vs. St. Scholastica	Nov. 23, 1986
5	St. Norbert vs. Wis.-Eau Claire	Feb. 18, 2006
5	Rochester Inst. vs. Neumann	Feb. 13, 2004
5	Oswego St. vs. St. Bonaventure	Jan. 20, 1988
5	Oswego St. vs. Fredonia St.	Jan. 16, 1988
5	Bowdoin vs. Williams	Jan. 25, 1986
5	Oswego St. vs. Brockport St.	Feb. 12, 1985
5	Oswego St. vs. Salem St.	Jan. 26, 1985

SHORT-HANDED GOALS

No.	Team vs. Opponent	Date
5	Mercyhurst vs. Scranton	Jan. 24, 1992
4	Cortland St. vs. Binghamton	Nov. 19, 1991
4	Wis.-Stevens Point vs. St. Norbert	Nov. 1, 1991
4	Elmira vs. St. Bonaventure	Oct. 30, 1990
4	Oswego St. vs. Hobart	Jan. 26, 1985
4	Bowdoin vs. Hamilton	Feb. 19, 1982
3	Lebanon Valley vs. Neumann	Nov. 12, 2002
3	Lebanon Valley vs. Western New Eng.	Feb. 17, 2002
3	Oswego St. vs. Cortland St.	Jan. 30, 1985
3	Western Mich. vs. Lake Forest	Jan. 25, 1975

Miscellaneous

PENALTY MINUTES

Single Team

No.	Team vs. Opponent	Date
136	Bethel (Minn.) vs. St. Norbert	Feb. 17, 1990
118	Framingham St. vs. Wentworth Inst.	Feb. 22, 2003
102	Fitchburg St. vs. Tufts	Feb. 3, 2001
93	New England Col. vs. Mass.-Boston	Feb. 23, 2002
92	Wis.-Stevens Point vs. Bemidji St.	Nov. 6, 1993
90	Fitchburg St. vs. Worcester St.	Dec. 10, 2003
89	Buffalo St. vs. Findlay	Jan. 23, 1999
89	St. Norbert vs. Bemidji St.	Nov. 22, 1997
89	St. Norbert vs. Bethel (Minn.)	Feb. 17, 1990
88	Johnson & Wales (R.I.) vs. Fitchburg St.	Feb. 12, 2003
77	Lebanon Valley vs. Neumann	Nov. 23, 2004

Combined

No.	Team (Pen. Mins.) vs. Opponent (Pen. Mins.)	Date
266	Wis.-Stevens Point (92) vs. Bemidji St. (174 [Division I])	Nov. 6, 1993
225	Bethel (Minn.) (136) vs. St. Norbert (89)	Feb. 17, 1990
169	Buffalo St. (89) vs. Findlay (80)	Jan. 23, 1999
167	St. Norbert (89) vs. Bemidji St. (78 [Division I])	Nov. 22, 1997
158	Wentworth Inst. (40) vs. Framingham St. (118)	Feb. 22, 2003
147	Fitchburg St. (102) vs. Tufts (45)	Feb. 3, 2001
142	Fitchburg St. (54) vs. Johnson & Wales (R.I.) (88)	Feb. 12, 2003

PENALTIES

Single Team

No.	Team vs. Opponent	Date
34	Lebanon Valley vs. Wentworth Inst.	Feb. 6, 1999
32	Wis.-Stevens Point vs. Bemidji St.	Nov. 6, 1993
31	St. Norbert vs. Bemidji St.	Nov. 22, 1997
25	Framingham St. vs. Wentworth Inst.	Feb. 22, 2003
22	Wentworth Inst. vs. Elmira	Dec. 11, 2004
21	Fitchburg St. vs. Worcester St.	Dec. 10, 2003
20	Elmira vs. Oswego St.	Oct. 30, 2004

Combined

No.	Team (Penalties) vs. Opponent (Penalties)	Date
70	Wis.-Stevens Point (32) vs. Bemidji St. (38 [Division I])	Nov. 6, 1993
59	St. Norbert (31) vs. Bemidji St. (28 [Division III])	Nov. 22, 1997
37	Elmira (20) vs. Oswego St. (17)	Oct. 30, 2004
34	Wentworth Inst. (22) vs. Elmira (12)	Dec. 11, 2004
34	Framingham St. (25) vs. Wentworth Inst. (9)	Feb. 22, 2003
33	Fitchburg St. (21) vs. Worcester St. (12)	Dec. 10, 2003

LONGEST GAME

Time	Winner (Score) vs. Loser (Score)	Date
98:42	Minn.-Crookston (2) vs. Milwaukee Engr. (1)	Feb. 23, 2002
91:37	Elmira (2) vs. Manhattanville (1)	March 11, 2006
87:44	St. Norbert (3) vs. Wis.-River Falls (2)	March 1, 2002

SEASON RECORDS

Offense

GOALS SCORED

Team	Year	Games	Goals
Plattsburgh St.	1986	41	290
Plattsburgh St.	1992	36	272
Elmira	1991	34	239
Elmira	1980	33	236
Oswego St.	1980	35	235
Elmira	1978	33	235
Wis.-River Falls	1988	38	229
Oswego St.	1984	—	216
Western Mich.	1975	27	213
Elmira	1994	29	211
Rochester Inst.	2001	29	210
Rochester Inst.	1999	31	207
Mass.-Dartmouth	1986	24	207
Elmira	1990	33	205
Elmira	1992	31	204
Curry	2004	29	202
Elmira	1988	35	197
Plattsburgh St.	1998	35	193
Middlebury	1961	21	192
Norwich	2003	30	191
Fitchburg St.	1998	28	191
Plattsburgh St.	2000	33	190
Plattsburgh St.	1999	31	190
Norwich	1999	31	189
Mass.-Dartmouth	1989	28	189
Norwich	2000	32	188
St. Norbert	1998	35	185
Norwich	2002	32	183
Elmira	1986	32	183
St. Thomas (Minn.)	2000	33	182
Fitchburg St.	1997	28	181
Elmira	1977	25	180
Rochester Inst.	2002	27	178
St. Norbert	2004	32	175
Mass.-Dartmouth	1996	27	174

GOALS SCORED PER GAME

Team	Year	Games	Goals	Avg.
Middlebury	1961	21	192	9.14
Mass.-Dartmouth	1986	24	207	8.63
Western Mich.	1975	27	213	7.89
Plattsburgh St.	1992	36	272	7.55
Elmira	1978	32	235	7.34
Rochester Inst.	2001	29	210	7.24
Elmira	1977	25	180	7.20
Elmira	1980	33	236	7.15
Plattsburgh St.	1986	41	290	7.07
Elmira	1991	34	239	7.03
Curry	2004	29	202	6.97
Fitchburg St.	1998	28	191	6.82
Mass.-Dartmouth	1989	28	189	6.75

Team	Year	Games	Goals	Avg.
Oswego St.	1980	35	235	6.71
Rochester Inst.	1999	31	207	6.68
Marian (Wis.)	1999	26	172	6.62
Rochester Inst.	2002	27	178	6.59
Elmira	1992	31	204	6.58
Fitchburg St.	1997	27	181	6.46
Mass.-Dartmouth	1996	27	174	6.44
Norwich	2003	30	191	6.37
Rochester Inst.	2003	25	154	6.16
Mass.-Dartmouth	1997	27	166	6.15
Curry	2005	28	172	6.14
Plattsburgh St.	1999	31	190	6.13
Norwich	1999	31	189	6.10

MOST ASSISTS

Team	Year	Games	No.
Elmira	1991	34	422
Rochester Inst.	2001	29	381
Elmira	1980	33	368
Elmira	1978	33	368
Oswego St.	1984	—	366
Elmira	1990	33	358
Elmira	1992	31	343
Wis.-River Falls	1988	38	340
Elmira	1988	35	328
Norwich	1999	31	318
Plattsburgh St.	1999	31	316
Elmira	1994	29	315
Plattsburgh St.	2000	33	310
Plattsburgh St.	1998	35	308
Elmira	1979	31	303
Elmira	1993	33	297
St. Norbert	1998	33	296
Elmira	1986	32	286
St. Norbert	2004	32	282
Elmira	1989	29	275
Elmira	1977	23	270

POINTS SCORED

Team	Year	Games	No.
Elmira	1991	34	661
Elmira	1979	31	619
Elmira	1980	33	603
Elmira	1978	32	598
Rochester Inst.	2001	29	591
Oswego St.	1984	—	582
Wis.-River Falls	1988	38	569
Wis.-Stevens Point	1989	41	565
Elmira	1990	34	562
Elmira	1992	31	548
Elmira	1994	29	526
Elmira	1988	33	525
Plattsburgh St.	1999	31	506
Plattsburgh St.	1998	35	501
Plattsburgh St.	2000	33	500
St. Norbert	1998	33	481
Elmira	1986	32	469
St. Norbert	2004	32	457
Elmira	1977	25	450

POWER-PLAY GOALS

Team	Year	Games	PPG
Wis.-Stevens Point	1989	41	85
Oswego St.	1987	—	81
Plattsburgh St.	1986	41	80
Oswego St.	1988	—	74
Oswego St.	1985	—	63
St. Norbert	2006	32	60
Elmira	1991	34	58
Elmira	1990	34	58
Plattsburgh St.	2006	32	57
Oswego St.	2006	27	56
St. Norbert	2005	30	56
Mass.-Dartmouth	1989	28	56
Wis.-River Falls	1987	31	56
Wis.-River Falls	1990	29	55
St. Norbert	2004	32	54
St. Norbert	1999	33	54
Potsdam St.	2006	26	53
St. Norbert	1998	33	53
Lebanon Valley	2002	28	52
St. Norbert	2002	31	52
St. John's (Minn.)	1992	25	52
Wis.-River Falls	1988	38	52

POWER-PLAY PERCENTAGE

Team	Year	PPG	PPA	Pct.
Mass.-Dartmouth	1986	43	108	.398
Mass.-Dartmouth	1989	56	148	.378
Rochester Inst.	2003	50	138	.362
Fitchburg St.	1997	46	127	.362
Salem St.	1996	46	128	.359
Mass.-Dartmouth	1998	47	132	.356
Mass.-Dartmouth	1993	35	100	.350
Mass.-Dartmouth	1988	42	121	.347
Mass.-Dartmouth	1996	50	148	.338
Mass.-Dartmouth	1985	39	116	.336
Trinity (Conn.)	2003	38	114	.333
St. Norbert	2004	55	167	.329
Mass.-Dartmouth	1995	45	139	.324
Wis.-Stevens Point	1988	-	-	.324
Mass.-Dartmouth	1999	33	103	.320
Middlebury	1997	51	160	.319
Augsburg	1997	39	123	.317
Plattsburgh St.	2003	41	131	.313
Colby	1997	44	145	.313
St. Mary's (Minn.)	1996	43	138	.312

SHORT-HANDED GOALS

Team	Year	No.
Wis.-Stevens Point	1992	22
Norwich	1999	20
St. Scholastica	1980	18
Rochester Inst.	1997	17
Plattsburgh St.	1991	17
Wis.-River Falls	1988	17
Oswego St.	1985	17
Plattsburgh St.	2000	16
St. Thomas (Minn.)	2000	15
Mass.-Dartmouth	1998	14
Wis.-Stevens Point	1997	14
Lebanon Valley	2000	13
Plattsburgh St.	1998	13
Plattsburgh St.	1997	13
Concordia-M'head	1997	12
Hamilton	2000	11
Norwich	2000	11
Rochester Inst.	2000	11
Geneseo St.	2006	10
Wentworth Inst.	2002	10
Mass.-Boston	2000	10
Lebanon Valley	1999	10
Mass.-Boston	1999	10
Plattsburgh St.	1999	10
St. Thomas (Minn.)	1999	10
Potsdam St.	1997	10

Defense

SCORING DEFENSE

Team	Year	Games	GA	Avg.
Middlebury	2006	30	44	1.47
Middlebury	1998	28	42	1.50
Middlebury	2001	28	44	1.57
Middlebury	2004	30	48	1.60
Mass.-Dartmouth	2006	30	49	1.63
Middlebury	1996	28	46	1.64
Middlebury	2005	30	50	1.67
Wis.-River Falls	1996	33	55	1.67
Norwich	2002	32	54	1.69
St. John's (Minn.)	2005	28	48	1.71
Lebanon Valley	2002	28	48	1.71
St. Norbert	2004	32	55	1.72
St. John's (Minn.)	2004	27	50	1.85
Rochester Inst.	2002	27	50	1.85
St. Norbert	1998	33	63	1.91
Norwich	2006	29	56	1.93
Middlebury	1999	27	52	1.93
St. Norbert	2006	32	63	1.97
Wis.-River Falls	2004	31	61	1.97
Wentworth Inst.	2003	29	57	1.97
Norwich	2000	32	64	2.00
St. John's (Minn.)	2006	26	53	2.04
Amherst	2001	26	55	2.12
Mass.-Dartmouth	1986	24	51	2.13
Norwich	2004	28	60	2.14

PENALTY-KILL PERCENTAGE

Team	Year	Opp. PPG	Opp. PPA	Pct.
Wis.-River Falls	1996	8	114	.930
St. John's (Minn.)	2005	10	134	.925
Mass.-Dartmouth	2006	12	143	.916
Curry	2005	22	248	.911
Norwich	2005	15	159	.906
Middlebury	1996	14	147	.905
Middlebury	2004	11	115	.904
Manhattanville	2005	21	219	.904
Manhattanville	2004	12	124	.903
Mass.-Dartmouth	1997	16	155	.897
Norwich	2006	18	172	.895
St. Norbert	2003	18	170	.894
Middlebury	2003	14	132	.894
St. Norbert	2006	20	188	.894
Norwich	2004	16	150	.893
Middlebury	2005	18	168	.893
Wentworth Inst.	2004	18	168	.893
Babson	1997	10	93	.892
St. John's (Minn.)	2004	13	120	.892
Colby	2003	10	91	.890
Mass.-Dartmouth	1996	15	136	.890
Lebanon Valley	2003	17	154	.890
St. Norbert	2004	17	153	.889
Oswego St.	2003	21	189	.889
Lake Forest	2003	13	116	.888

Miscellaneous

SCORING MARGIN PER GAME

Team	Year	G	GF	GA	Margin	Mar./Gm.
Mass.-Dartmouth	1986	24	207	51	156	6.50
Rochester Inst.	2001	29	210	66	144	4.97
Rochester Inst.	2002	27	178	50	128	4.74
Curry	2004	29	202	72	130	4.48
Mass.-Dartmouth	1987	25	167	57	110	4.40
Mass.-Dartmouth	1996	27	174	58	116	4.30
Mass.-Dartmouth	1989	28	189	73	116	4.14
Fitchburg St.	1998	27	191	80	111	4.11
Middlebury	1996	28	159	46	113	4.04
Mass.-Dartmouth	1985	23	167	74	93	4.04
Norwich	2002	32	183	54	129	4.03
Norwich	1999	31	189	67	122	3.94
Middlebury	1998	28	152	42	110	3.93
Norwich	2003	30	191	73	118	3.93
Norwich	2000	32	188	64	124	3.88
Rochester Inst.	1999	31	207	89	118	3.81
Curry	2005	28	172	66	106	3.79
Lebanon Valley	2002	28	153	48	105	3.75
St. Norbert	2004	32	175	55	120	3.75
St. Norbert	1998	33	185	63	122	3.70

WINNING PERCENTAGE

Team	Year	W-L-T	Pct.*
Mass.-Dartmouth	1986	23-1-0	.958
Rochester Inst.	2001	27-1-1	.948
Middlebury	1996	26-2-0	.929
Mass.-Dartmouth	1996	25-2-0	.926
Norwich	2000	29-2-1	.922
Middlebury	2002	26-2-1	.914
St. Norbert	2003	27-2-2	.903
Norwich	1999	27-2-2	.903
Middlebury	2006	26-2-2	.900
Middlebury	2004	27-3-0	.900
Norwich	2003	27-3-0	.900
Plattsburgh St.	1979	26-3-0	.896

*Ties computed as half win, half loss.

MOST WINS

Team (Record, Winning Pct.)	Year	Wins
Wis.-Stevens Point (34-5-2, .854)	1989	34
Plattsburgh St. (34-6-0, .850)	1987	34
Wis.-River Falls (31-6-1, .829)	1988	31
Wis.-Superior (30-4-1, .871)	2001	30
Norwich (29-2-1, .922)	2000	29
Wis.-Stevens Point (28-4-6, .816)	1990	28
Middlebury (27-3-0, .900)	2004	27
St. Norbert (27-2-2, .903)	2003	27
Norwich (27-3-0, .900)	2003	27
Rochester Inst. (27-1-1, .948)	2001	27
Wis.-Stevens Point (27-9-0, .750)	1991	27
Middlebury (26-2-2, .900)	2006	26

Team (Record, Winning Pct.)	Year	Wins
Middlebury (26-2-1, .914)	2002	26
Middlebury (26-2-0, .929)	1996	26
Plattsburgh St. (26-3-0, .896)	1979	26

FEWEST WINS

Team	Year	No.
Wentworth Inst.	1996	0
Wentworth Inst.	1995	0
St. Scholastica	1995	1
St. Scholastica	1991	1
Bethel (Minn.)	1990	1
Wis.-Stevens Point	1983	1
Hamilton	1961	1
Cortland St.	1999	2
Wentworth Inst.	1993	2
Wis.-Stevens Point	1984	2
Wis.-Stevens Point	1982	2
Bethel (Minn.)	1981	2
Bethel (Minn.)	1980	2
St. John's (Minn.)	1972	2
Hamilton	1963	2
Hamilton	1962	2
Hamline	2004	3
Buffalo St.	1999	3
Buffalo St.	1998	3
Buffalo St.	1997	3
Wentworth Inst.	1994	3
Bethel (Minn.)	1993	3
Bethel (Minn.)	1992	3
St. Scholastica	1988	3
St. John's (Minn.)	1981	3
St. John's (Minn.)	1962	3

FEWEST LOSSES

Team (Record, Winning Pct.)	Year	No.
Rochester Inst. (27-1-1, .948)	2001	1
Mass.-Dartmouth (23-1-0, .958)	1986	1
Middlebury (26-2-2, .900)	2006	2
St. Norbert (27-2-2, .903)	2003	2
Middlebury (26-2-1, .914)	2002	2
Norwich (29-2-1, .922)	2000	2
Norwich (27-2-2, .903)	1999	2
Middlebury (24-2-2, .893)	1998	2
Middlebury (26-2-0, .929)	1996	2
Mass.-Dartmouth (25-2-0, .925)	1996	2
Plattsburgh St. (32-2-2, .888)	1992	2

MOST TIES

Team (Record)	Year	No.
Wis.-Superior (19-3-7)	2005	7
Wis.-Stevens Point (13-13-7)	1995	7
Utica (16-5-6)	2005	6
Many tied with 5		

HOME WINS

Team	Year	No.
Plattsburgh St.	1992	21
Wis.-Stevens Point	1989	19
St. Norbert	2003	18
St. Norbert	1999	18
Wis.-River Falls	1988	18
St. Norbert	2006	17
St. Norbert	2004	17
St. Norbert	1998	17
Wis.-River Falls	2005	16
Elmira	1978	16
Mass.-Dartmouth	1996	15
Wis.-River Falls	1996	15
Elmira	1993	15
Mass.-Dartmouth	1986	15
Elmira	1980	15
St. Norbert	2005	14
Wis.-River Falls	2003	14
Wentworth Inst.	2003	14
St. Norbert	2000	14
Wis.-River Falls	1998	14
St. John's (Minn.)	1997	14
Elmira	1991	14
Elmira	1979	14
Elmira	1977	14

OVERTIME GAMES

Team	Year	No.
Colby	1998	11
Utica	2005	10
Clarkson	2004	10
Wis.-Stevens Point	1995	10
Fitchburg St.	2000	9
Wis.-River Falls	1995	9
Wis.-Superior	2005	8
Elmira	1997	8
Elmira	2005	7
Elmira	1991	7
Wis.-River Falls	1989	7

OVERTIME WINS

Team	Year	No.
Colby	1998	4
Wis.-Stevens Point	1989	4
Mass.-Dartmouth	2002	3
Oswego St.	2002	3
Fitchburg St.	2000	3
Plattsburgh St.	2000	3
Wis.-Stevens Point	1999	3
Elmira	1997	3
Wis.-Stevens Point	1996	3
Wis.-River Falls	1995	3
Wis.-Stevens Point	1992	3
Elmira	1991	3

OVERALL WINNING STREAK

No.	Team	Dates
38	Mass.-Dartmouth	Jan. 16, 1985-March 2, 1986
28	Plattsburgh St.	Oct. 19, 1986-March 14, 1987
24	Wis.-Stevens Point	Nov. 4, 1988-Feb. 3, 1989
18	Oswego St.	Jan. 19-Dec. 20, 1980
17	Lebanon Valley	Nov. 9, 2001-Jan. 29, 2002
16	St. John's (Minn.)	Jan. 11-March 4, 2004
16	Bowdoin	1969-70
15	Mass.-Dartmouth	Jan. 5-March 2, 2005
15	Mass.-Dartmouth	Jan. 6-March 2, 1996
15	Mass.-Dartmouth	Jan. 17-March 8, 1995
15	Elmira	Nov. 19, 1985-Feb. 1, 1986
15	Colby	1962
14	Manhattanville	Nov. 5, 2004-Jan. 15, 2005
14	Middlebury	Jan. 19-March 3, 2001
14	Middlebury	Feb. 24, 1995-Jan. 7, 1996
14	Wis.-River Falls	Dec. 5, 1987-Feb. 6, 1988
13	St. Norbert	Dec. 2, 2005-Feb. 10, 2006
13	St. Norbert	Dec. 4, 2004-Feb. 11, 2005
13	Mass.-Dartmouth	Nov. 21, 1992-Feb. 4, 1993
12	Elmira	Nov. 20, 1990-Jan. 20, 1991
12	Elmira	1978-79
12	Elmira	1976-77

OVERALL UNBEATEN STREAK

No.	Team	Dates
38	Mass.-Dartmouth	Jan. 16, 1985-March 2, 1986
29	Middlebury	Dec. 31, 1994-Jan. 7, 1996
28	Middlebury	Feb. 11, 2005-Feb. 3, 2006
28	Wis.-Stevens Point	Feb. 15, 1989-Jan. 19, 1990
28	Plattsburgh St.	Oct. 19, 1986-March 14, 1987
26	St. Norbert	Nov. 6, 2004-March 5, 2005
21	Elmira	Dec. 1, 1979-Feb. 26, 1980
20	St. John's (Minn.)	Nov. 19, 2004-Feb. 3, 2005
19	St. Norbert	Dec. 6, 2002-March 15, 2003
19	St. Norbert	Nov. 13, 1999-Feb. 11, 2000
19	Colby	1962
18	Lebanon Valley	Nov. 9, 2001-Feb. 2, 2002
17	Elmira	Jan. 9-March 10, 1990
16	Bowdoin	1969-70
15	Mass.-Dartmouth	Jan. 5-March 2, 2005
15	Mass.-Dartmouth	Jan. 6-March 2, 1996
15	Mass.-Dartmouth	Jan. 17-March 8, 1995
15	Elmira	Nov. 19, 1985-Feb. 1, 1986
14	St. Norbert	Nov. 26, 2005-Feb. 10, 2006
14	Manhattanville	Nov. 5, 2004-Jan. 15, 2005
14	Wis.-River Falls	Dec. 5, 1987-Feb. 6, 1988
13	Mass.-Dartmouth	Nov. 21, 1992-Feb. 4, 1993
12	New England Col.	Dec. 3, 2003-Jan. 23, 2004
12	Elmira	Nov. 20, 1990-Jan. 20, 1991
12	Elmira	1978-79
12	Elmira	1976-77

OVERALL LOSING STREAK

No.	Team	Dates
50	Wentworth Inst.	Nov. 4, 1994-Jan. 15, 1997
29	St. Scholastica	Nov. 12, 1994-Nov. 11, 1995
19	Hamline	Nov. 4, 2003-Feb. 13, 2004
18	St. Scholastica	Nov. 2, 1990-Jan. 4, 1991
17	Cortland St.	Nov. 13, 1998-Feb. 12, 1999
16	St. Scholastica	Jan. 8-Nov. 6, 1998
16	St. Scholastica	Feb. 4, 1988-Dec. 5, 1989
16	St. Scholastica	Jan. 30-Dec. 1, 1987
16	Wis.-Stevens Point	1983-84
15	Bethel (Minn.)	Nov. 1, 2002-Jan. 17, 2003
14	St. Scholastica	Jan. 18-Oct. 8, 2002
14	St. Scholastica	Jan. 7-Nov. 31, 2000
14	Bowdoin	1956-57
13	Hamilton	1961-62

OVERALL WINLESS STREAK

No.	Team	Dates
50	Wentworth Inst.	Nov. 4, 1994-Jan. 15, 1997
29	St. Scholastica	Nov. 12, 1994-Nov. 11, 1995
21	Wis.-Stevens Point	1981-82
17	Cortland St.	Nov. 13, 1998-Feb. 12, 1999
16	Wis.-Stevens Point	1983-84
15	Bethel (Minn.)	Nov. 1, 2002-Jan. 17, 2003
14	St. Scholastica	Jan. 18-Nov. 8, 2002
14	Middlebury	Jan. 19-March 3, 2001
14	Wis.-Stevens Point	1982-83
14	Bowdoin	1956-57

HOME WINNING STREAK

No.	Team	Dates
36	St. Norbert	Oct. 30, 2001-Oct. 29, 2004
29	St. Scholastica	Nov. 12, 1994-Nov. 11, 1995
16	Plattsburgh St.	Oct. 16, 1985-Mar. 15, 1986
16	St. Scholastica	1975-76

HOME LOSING STREAK

No.	Team	Dates
32	Wentworth Inst.	Nov. 17, 1993-Jan. 15, 1997
9	Bethel (Minn.)	Nov. 1, 2002-Jan. 17, 2003
4	Plattsburgh St.	Feb. 12-22, 1977

ROAD WINNING STREAK

No.	Team	Dates
13	Wis.-Stevens Point	1988-89
10	St. Norbert	Nov. 6, 2004-Feb. 11, 2005

CONFERENCE WINNING STREAK

(Includes all games vs. conference opponents)

No.	Team (Conference)	Dates
20	Middlebury (NESCAC/ECAC East)	Feb. 11, 2005-Jan. 21, 2006
16	St. John's (Minn.) (MIAC)	Jan. 11-March 4, 2004
12	Lebanon Valley (ECAC Northeast)	Dec. 6, 2003-Feb. 22, 2004
12	Wis.-River Falls (NCHA)	Dec. 5, 1987-Feb. 7, 1988
7	Wis.-River Falls (NCHA)	Feb.-March, 1988
6	Wis.-River Falls (NCHA)	Nov. 1987
5	Manhattanville (ECAC West)	Nov. 4, 2005-Jan. 20, 2006

CONFERENCE UNBEATEN STREAK

(Includes all games vs. conference opponents)

No.	(Record)	Team (Conference)	Dates
24	(22-0-2)	Middlebury (NESCAC/ECAC East)	Feb. 11, 2005-Jan. 28, 2006
16	(16-0-0)	St. John's (Minn.) (MIAC)	Jan. 11-March 4, 2004
12	(12-0-0)	Lebanon Valley (ECAC Northeast)	Dec. 6, 2003-Feb. 22, 2004
12	(12-0-0)	Wis.-River Falls (NCHA)	Dec. 5, 1987-Feb. 7, 1988
9	(8-0-1)	Wis.-River Falls (NCHA)	Feb.-March, 1988
6	(6-0-0)	Wis.-River Falls (NCHA)	Nov. 1987

PENALTY MINUTES

Team	Year	Games	No.
Wis.-River Falls	1988	38	1,206
Wis.-Stevens Point	1992	37	1,070
Plattsburgh St.	1986	41	1,002

FEWEST PENALTY MINUTES

Team	Year	Games	No.
Wentworth Inst.	1996	19	216
Colby	2000	26	228
Colby	2003	25	266
Wentworth Inst.	1997	24	289
Wentworth Inst.	1998	27	304
Colby	2005	25	308
Colby	2004	25	322
Mass.-Dartmouth	1992	26	323
Colby	2001	25	341
Colby	2002	25	342
St. Scholastica	1990	28	358
St. Scholastica	1987	30	363
Colby	2006	25	368
Wentworth Inst.	2000	30	439
Wentworth Inst.	1999	26	450

SHUTOUTS

Team	Year	No.
Middlebury	2001	11
St. Norbert	2004	8
St. Norbert	2006	7
Oswego St.	2003	6
St. Norbert	2005	5
St. John's (Minn.)	2004	5
Wis.-River Falls	2002	5
Oswego St.	2005	4
Wis.-River Falls	2003	4
Oswego St.	2002	4
Elmira	2000	4
Wis.-River Falls	1998	4
Wis.-River Falls	1997	4
Hobart	2006	3
Lebanon Valley	2003	3
Lebanon Valley	2000	3

CONSECUTIVE GAME SHUTOUTS

Team	Dates	No.
St. Norbert	Jan. 14-27, 2006	4
St. John's (Minn.)	Feb. 21-March 4, 2004	4
Middlebury	Nov. 17-25, 2000	4
St. Norbert	Feb. 4-11, 2005	3
Hobart	Nov. 19-26, 2005	2
Oswego St.	Nov. 26-27, 2004	2
St. Norbert	March 6-13, 2004	2
Oswego St.	Dec. 3-6, 2002	2
Oswego St.	Nov. 9-10, 2001	2
Middlebury	Feb. 16-17, 2001	2
Elmira	Jan. 21-22, 2000	2
Lebanon Valley	Oct. 24-Nov. 5, 1999	2
Wis.-River Falls	Feb. 7-20, 1998	2

CONSECUTIVE SHUTOUT MINUTES

Team	Dates	Mins.
St. Norbert	Jan. 13-28	337:22
St. John's (Minn.)	Feb. 20-March 7, 2004	291:00
Middlebury	Nov. 17-Dec. 1, 2000	268:28
Wis.-River Falls	Nov. 8-22, 2002	228:59
St. Norbert	Jan. 29-Feb. 12, 2005	201:20
Hobart	Nov. 18-27, 2005	201:12
Middlebury	Feb. 10-March 2, 2001	165:11
Wis.-River Falls	Jan. 22-Feb. 4, 2005	158:10
Elmira	Jan. 18-25, 2000	153:58
Manhattanville	Jan. 4-14, 2004	149:57
Oswego St.	Nov. 19-Dec. 3, 2004	145:14
Oswego St.	Dec. 1-7, 2002	144:12
Lebanon Valley	Oct. 24-Nov. 12, 1999	144:00
Hobart	Jan. 23-31, 2004	143:45
St. Norbert	March 5-19, 2004	141:43

Annual Team Champions

Offense

SCORING OFFENSE

Year	Team	Games	Goals	Avg.
1996	Mass.-Dartmouth	27	174	6.44
1997	Fitchburg St.	28	181	6.46
1998	Fitchburg St.	27	191	7.07
1999	Rochester Inst.	31	207	6.68
2000	Norwich	32	188	5.88
2001	Rochester Inst.	29	210	7.24
2002	Rochester Inst.	27	178	6.59
2003	Norwich	30	191	6.73
2004	Curry	29	202	6.97
2005	Rochester Inst.	27	178	6.59
2006	Nichols	27	152	5.63

POWER-PLAY PERCENTAGE

Year	Team	PPGoals	PPAtts.	Pct.
1996	Salem St.	46	128	.359
1997	Fitchburg St.	46	127	.362
1998	Fitchburg St.	53	134	.396
1999	Plattsburgh St.	54	143	.378
2000	St. Norbert	42	133	.316
2001	Rochester Inst.	70	158	.443
2002	Rochester Inst.	44	111	.396
2003	Rochester Inst.	50	138	.362
2004	St. Norbert	55	167	.329
2005	Rochester Inst.	44	111	.396
2006	Oswego St.	56	193	.290

Defense

PENALTY-KILL PERCENTAGE

Year	Team	Opp. PPGoals	Opp. PPAAtts.	Pct.
1996	Wis.-River Falls	8	114	.930
1997	Mass.-Dartmouth	16	155	.897
1998	Middlebury	10	164	.939
1999	Williams	13	120	.892
2000	Plymouth St.	10	99	.899
2001	Middlebury	8	110	.927
2002	Rochester Inst.	11	137	.920
2003	St. Norbert	18	170	.894
2004	Middlebury	11	115	.904
2005	Rochester Inst.	11	137	.920
2006	Mass.-Dartmouth	12	143	.916

SCORING DEFENSE

Year	Team	Games	Goals	Avg.
1996	Middlebury	28	46	1.64
1997	Wis.-Superior	34	78	2.29
1998	Middlebury	28	42	1.50
1999	Middlebury	27	52	1.93
2000	Norwich	32	64	2.00
2001	Middlebury	28	44	1.57
2002	Middlebury	29	43	1.48
2003	Wentworth Inst.	29	58	2.00
2004	Middlebury	30	48	1.60
2005	Middlebury	29	43	1.48
2006	Middlebury	30	44	1.47

Miscellaneous

SCORING MARGIN PER GAME

Year	Team	Games	GF	GA	Marg./Gm.
1996	Mass.-Dartmouth	27	174	58	4.30
1997	Mass.-Dartmouth	27	166	71	3.52
1998	Fitchburg St.	27	191	80	4.11
1999	Norwich	31	189	67	3.94
2000	Norwich	32	188	64	3.88
2001	Rochester Inst.	29	210	66	4.97
2002	Rochester Inst.	27	178	50	4.74
2003	Norwich	30	191	73	3.93
2004	Curry	29	202	72	4.48
2005	Rochester Inst.	27	178	50	4.74
2006	Norwich	29	151	56	3.28

WINNING PERCENTAGE

Year	Team	W-L-T	Pct.*
1996	Middlebury	26-2-0	.929
1997	Middlebury	22-3-2	.852
1998	Middlebury	24-2-2	.893
1999	Norwich	27-2-2	.903
2000	Norwich	29-2-1	.922
2001	Rochester Inst.	27-1-1	.948
2002	Middlebury	26-2-1	.914
2003	St. Norbert	27-2-2	.903
2004	Middlebury	27-3-0	.900
2005	Middlebury	26-2-1	.914
2006	Middlebury	26-2-2	.900

*Ties computed as half win, half loss.

USCHO.com Final Division III Polls

2006

- Middlebury
- St. Norbert
- Norwich
- Manhattanville
- New England Col.
- Geneseo St.
- Hobart
- Wis.-Superior
- Elmira
- Bowdoin
- St. Thomas (Minn.)
- St. John's (Minn.)
- Oswego St.
- Wis.-River Falls
- Mass.-Dartmouth

2005

- St. Norbert
- Manhattanville

- St. John's (Minn.)
- Middlebury
- Trinity (Conn.)
- St. Thomas (Minn.)
- Geneseo St.
- Wis.-Superior
- Ulta
- Oswego St.
- Bowdoin
- Norwich
- Babson
- Curry
- New England Col.

2004

- St. Norbert
- Middlebury
- Norwich
- Plattsburgh St.
- Wis.-River Falls

- St. John's (Minn.)
- Curry
- Lake Forest
- Hobart
- St. Thomas (Minn.)
- New England Col.
- Rochester Inst.
- Oswego St.
- Trinity (Conn.)
- Wentworth Inst.

2003

- St. Norbert
- Norwich
- Oswego St.
- Middlebury
- Wis.-River Falls
- Wis.-Superior
- Trinity (Conn.)
- Rochester Inst.

- St. John's (Minn.)
- Elmira
- Wentworth Inst.
- Plattsburgh St.
- New England Col.
- Colby
- Manhattanville

2002

- Middlebury
- Rochester Inst.
- Norwich
- St. Norbert
- Wis.-Superior
- St. Thomas (Minn.)
- Plattsburgh St.
- Bowdoin
- Elmira
- Wentworth Inst.

2001

- Rochester Inst.
- Wis.-Superior
- Middlebury
- Plattsburgh St.
- Wis.-River Falls
- Amherst
- Potsdam St.
- New England Col.
- Norwich
- St. Norbert

2000

- Norwich
- Plattsburgh St.
- St. Thomas (Minn.)
- Middlebury
- Rochester Inst.
- Elmira
- Concordia-M'head

- Wis.-Stevens Point
- Elmira
- St. Norbert

1999

- Norwich
- Rochester Inst.
- St. Norbert
- Middlebury
- Plattsburgh St.
- Amherst
- Wis.-Superior
- Wis.-River Falls
- Williams
- St. Thomas (Minn.)

Men's Championship Results

Division I Championship Results 44
Division II Championship Results..... 56
Division III Championship Results..... 59



Ice Hockey

DIVISION I



Photo by Tom Dahlin/NCAA Photos

Wisconsin celebrates its first Division I title since 1990 and sixth overall.

2006 Championship

Highlights

Friendly Rink, Fine Defense Fuel Badgers' Win: Wisconsin senior Adam Burish dreamed of three things when he was a kid with season tickets watching the Badgers take the ice for every home game.

"I always wanted to play for the Badgers, I always wanted to be a captain and always wanted to win a national championship," he said. "We accomplished all three of those."

Wisconsin defeated Boston College, 2-1, April 8 in the Men's Frozen Four championship game, completing the sweep the Badgers women's team began when it beat Minnesota in the Women's Frozen Four March 26. The largely defensive men's final was played at the Bradley Center in Milwaukee before a Wisconsin-friendly crowd.

Badgers coach Mike Eaves said playing before the sea of Wisconsin red wasn't something he anticipated, even in the Badgers' home state.

"Somehow, those wacky Wisconsin fans found a way to get tickets," he said. "It was truly an emotional energizer. The kids talked about it; they wanted to give them a reason to cheer. It was a phenomenal atmosphere."

The Badgers were dominant at the net, raining shots on Eagles goaltender Cory Schneider in the first period, but Wisconsin still found itself starting the second period down 1-0 after Eagles sophomore Pat Gannon scored off an assist from teammate Dan Bertram.

The Badgers tied the score in the second after Joe Pavelski wrested the puck from Boston College's Brian Boyle and passed to Burish, who tapped it over to Robbie Earl for the tying score.

The go-ahead goal came in the third period when Tom Gilbert scored on a power play with assistance from Pavelski and Burish. It was the only time either team capitalized on a power-play opportunity. The Badgers specialized in penalty killing, not allowing a single power-play goal in the entire tournament. Wisconsin opponents were scoreless on 36 power plays during the tournament.

The Badgers had a scare in the closing seconds of the game when Eagles senior defenseman Peter Harrold slapped a shot that hit the right goal post. Junior goaltender Brian Elliott said he didn't actually hear the puck bounce off the pipe, but he was confident he could have gotten a hand on it if the shot had been closer.

"Posts are your best friends, and I got one tonight," he said.

Pavelski said he watched Harrold take the shot as the seconds ticked off the play clock, hoping it wouldn't tie the game.

"I was dead tired, but that wasn't anything. It was just something you're trying to gut out. You heard three, two, one, and then all of a sudden it couldn't come fast enough, just like the rest of the game," Pavelski said. "It was just a shot, you saw it get tipped, and you're just like 'Oh please.'"

The victory brought the national championship back to Madison for the first time since 1990. Eaves, a member of Wisconsin's 1977 championship team, said that when he was a player, he couldn't remember the celebration on the ice immediately after the game because of the "euphoric high," but as a coach, he made sure to make memories.

"It was fun to be very cognizant of what was going on and hug each one of those guys and look them in the eye and say 'job well done' or 'let's come back.' It's an intimate moment," he said. "I enjoyed this one because I can remember it."

Wisconsin finished the season with a 30-10-3 record, including a triple-overtime victory over Cornell to make it to the Frozen Four.

Boston College coach Jerry York said the last-minute shot that hit the post was proof that his Eagles never gave up.

"At the end of the game, Peter Harrold hit the post dead-on with two seconds left. That's how close things are sometimes between winning and losing — that goes in, and all of a sudden it's a fresh sheet of ice for an OT," he said. "We competed really hard, and that shot with two seconds left showed that we really never died in the game."

Boston College finished the year 26-13-3.

Boston College's Chris Collins and Brett Motherwell were named to the all-tournament team. They were joined by Wisconsin's Burish, Elliott, Gilbert and most outstanding player Earl. The victory is the fifth consecutive for a team from the Western Collegiate Hockey Association. Denver and Minnesota each won twice.

Results

MIDWEST REGIONAL SEMIFINALS

Wisconsin 4, Bemidji St. 0
Cornell 3, Colorado Col. 2

EAST REGIONAL SEMIFINALS

Maine 6, Harvard 1
Michigan St. 1, New Hampshire 0

NORTHEAST REGIONAL SEMIFINALS

Boston U. 9, Neb.-Omaha 2
Boston College 5, Miami (Ohio) 0

WEST REGIONAL SEMIFINALS

North Dakota 5, Michigan 1
Holy Cross 4, Minnesota 3 (ot)

MIDWEST REGIONAL FINAL

Wisconsin 1, Cornell 0 (3 ot)

EAST REGIONAL FINAL

Maine 5, Michigan St. 4

NORTHEAST REGIONAL FINAL

Boston College 5, Boston U. 0

WEST REGIONAL FINAL

North Dakota 5, Holy Cross 2

NATIONAL SEMIFINALS

APRIL 6 AT MILWAUKEE, WIS.

Boston College 6, North Dakota 5

SCORING SUMMARY

Goal No.	Period	Time	Team	Type	Scored By	Assists	BC On Ice	ND On Ice
1	1st	7:43	Boston College	Even Strength	Brett Motherwell (4)	Andrew Orpik (5) Pat Gannon (4)	8,27,13,5,10	14,10,26,27,19
2	1st	12:34	Boston College	Short Handed	Chris Collins (32)	Mike Brennan (10)	12,4,15,14	15,18,4,16,22
3	1st	18:08	Boston College	Even Strength	Chris Collins (33)	Brock Bradford (12)	12,8,2,19,9	17,24,27,2,10
4	2nd	4:23	North Dakota	Short Handed	Rastislav Spirko (11)	Travis Zajac (28)	10,21,7,8,12	11,27,6,15
5	2nd	13:25	North Dakota	Even Strength	Rylan Kaip (3)	Matt Watkins (4) Chris Porter (16)	10,22,4,14,27	17,20,24,4,22
6	2nd	15:38	Boston College	Even Strength	Anthony Aiello (11)	-	2,17,27,9,4	15,4,24,11,2
7	2nd	19:37	Boston College	Power Play	Chris Collins (34)	Benn Ferriero (9) Cory Schneider (1)	21,10,8,12,4	27,24,6,17
8	3rd	8:11	North Dakota	Power Play	Jonathan Toews (22)	-	4,5,22,9	9,26,16,27,18
9	3rd	10:33	Boston College	Even Strength	Nathan Gerbe (11)	Tim Filangieri (2)	9,23,21,22,17	15,27,4,7,11
10	3rd	15:42	North Dakota	Short Handed	Travis Zajac (18)	Drew Stafford (24) Brian Lee (23)	12,21,10,15,8	15,22,4,18
11	3rd	19:47	North Dakota	Extra Skater	Brian Lee (4)	Travis Zajac (29)	22,17,4,21,8	22,15,16,11,7,19

Boston College

No.	I-Shots by Period-I				Total	+/-
	1	2	3			
1* Cory Schneider	0	0	0	0	0	0
2 Anthony Aiello	0	1	1	2	+2	
4 Mike Brennan	0	2	0	2	0	
5* Tim Filangieri	0	0	0	0	+1	
7* Peter Harrold	0	0	0	0	-1	
8 Brett Motherwell	1	1	0	2	-1	
9 Nathan Gerbe	1	0	2	3	+3	
10* Brian Boyle	0	2	1	3	-2	
11 Joe Adams	0	0	0	0	0	
12* Chris Collins	2	2	1	5	0	
13 Pat Gannon	0	0	0	0	+1	
14 Matt Greene	0	0	0	0	0	
15 Stephen Gionta	0	3	0	3	0	
17 Joe Rooney	0	2	1	3	+1	
19* Brock Bradford	0	1	0	1	+1	
21 Benn Ferriero	0	0	2	2	-2	
22 Dan Bertram	1	1	2	4	-1	
23 Brian O'Hanley	0	0	0	0	+1	
27 Andrew Orpik	0	1	0	1	+1	
Totals	5	16	10	31	+4	

North Dakota

No.	I-Shots by Period-I				Total	+/-
	1	2	3			
2 Joe Finley	0	0	0	0	-2	
4 Taylor Chorney	1	0	1	2	-1	
6* Zach Jones	0	0	0	0	+1	
7* T.J. Oshie	2	3	1	6	0	
9 Jonathan Toews	1	1	4	6	0	
10 Andrew Kozek	0	0	0	0	-2	
11* Rastislav Spirko	1	4	0	5	+1	
14 Brad Miller	0	0	0	0	-1	
15* Travis Zajac	0	0	3	3	0	
16 Ryan Duncan	4	0	3	7	0	
17 Rylan Kaip	1	1	3	5	0	
18 Drew Stafford	1	0	0	1	0	
19 Mike Prpich	0	0	0	0	0	
20 Matt Watkins	0	0	1	1	+1	
22 Brian Lee	0	1	1	2	+2	
24 Chris Porter	0	0	1	1	-1	
26 Kyle Radke	1	0	0	1	-1	
27* Matt Smaby	0	1	0	1	-2	
Totals	12	11	18	41	-5	

Goals by Period

Team	1	2	3	Total
Boston College	3	2	1	6
North Dakota	0	2	3	5

Shots by Period

Team	1	2	3	Total
Boston College	5	16	10	31
North Dakota	12	11	18	41

Power-Play Goals-Att. (Shots)

Period	Boston College	North Dakota
1st	0-1 (1)	0-3 (6)
2nd	1-3 (4)	0-3 (6)
3rd	0-2 (2)	1-2 (5)
Total	1-6 (7)	1-8 (17)

Penalties/Minutes by Period

Period	Boston College	North Dakota
1st	4/8	2/4
2nd	6/12	5/10
3rd	1/2	2/4
Total	11/22	9/18

GOALTENDERS

Boston College

No. Player	MIN	GA	EN	1	2	3	Total
1 Cory Schneider	60:00	5	0	12	9	15	36

Win-Cory Schneider (24-12-2). Loss-Jordan Parise (24-9-1).

North Dakota

No. Player	MIN	GA	EN	1	2	3	Total
1 Jordan Parise	57:57	6	0	2	14	9	25
TM Team	2:03	0	0	0	0	0	0

PENALTY SUMMARY

Period	Player	Team	Min.	Penalty	Time
1st	Mike Brennan	Boston College	2	Interference	2:43 PP
1st	Zach Jones	North Dakota	2	OH	8:36 PP
1st	Tim Filangieri	Boston College	2	Tripping	11:45 PP
1st	Benn Ferriero	Boston College	2	Hooking	13:15
1st	Matt Smaby	North Dakota	2	Roughing	13:15
1st	Mike Brennan	Boston College	2	Hooking	15:45 PP
2nd	Nathan Gerbe	Boston College	2	Roughing	2:00
2nd	Kyle Radke	North Dakota	2	Roughing	2:00
2nd	Joe Finley	North Dakota	2	Interference	4:02 PP
2nd	Nathan Gerbe	Boston College	2	EH	5:35 PP
2nd	Matt Greene	Boston College	2	Goaltender Interfere	6:44 PP
2nd	Andrew Orpik	Boston College	2	Interference	11:20 PP
2nd	Chris Porter	North Dakota	2	High Sticking	13:32 PP
2nd	Matt Smaby	North Dakota	2	RW	14:03
2nd	Benn Ferriero	Boston College	2	RW	14:03
2nd	Rylan Kaip	North Dakota	2	Hooking	17:48 PP
2nd	Mike Brennan	Boston College	2	Interference	19:49 PP
3rd	Matt Greene	Boston College	2	Hooking	6:28 PP
3rd	Kyle Radke	North Dakota	2	HC	14:47 PP
3rd	Chris Porter	North Dakota	2	Slashing	16:22 PP

Boston College - Faceoffs

No.	Player	W	L
10	Brian Boyle	13	19
22	Dan Bertram	5	3
21	Benn Ferriero	5	8
17	Joe Rooney	4	3
11	Joe Adams	2	0
14	Matt Greene	2	2
27	Andrew Orpik	2	3
8	Brett Motherwell	1	0
15	Stephen Gionta	1	5
9	Nathan Gerbe	1	5
Totals		36	48

North Dakota - Faceoffs

No.	Player	W	L
15	Travis Zajac	21	13
9	Jonathan Toews	12	11
20	Matt Watkins	6	2
19	Mike Prpich	3	5
11	Rastislav Spirko	2	0
24	Chris Porter	2	1
16	Ryan Duncan	1	0
17	Rylan Kaip	1	1
7	T.J. Oshie	0	3
Totals		48	36

Boston College - Power-Play Summary

Period	Start	End	Elapsed	Shots	(Opp.)
1st	8:36	10:36	2:00	1	1
2nd	4:02	5:35	1:33	0	2 SHG
2nd	13:32	15:32	2:00	2	0
2nd	17:48	19:37	1:49	2	0 PPG
3rd	14:47	16:47	2:00	2	1 SHG
3rd	16:47	18:22	1:35	0	0

SUMMARY: 6 opportunities, 7 shots, 1 goal, time 10:57

North Dakota - Power-Play Summary

Period	Start	End	Elapsed	Shots	(Opp.)
1st	2:43	4:43	2:00	3	0
1st	11:45	13:15	1:30	1	1 SHG
1st	15:45	17:45	2:00	2	0
2nd	6:02	7:35	1:33	2	0
2nd	7:35	8:44	1:09	1	1
2nd	11:20	13:20	2:00	3	1
2nd	19:49	1:49	2:00	4	0
3rd	6:28	8:11	1:43	1	0 PPG

SUMMARY: 8 opportunities, 17 shots, 1 goal, time 13:55

Officials—Referee: Steve Piotrowski; Asst. Ref.: Paul Tunison; Asst. Ref.: Brian Hill
Arena: Bradley Center
Attendance: 17,637 Start time: 2 p.m. End time: 4:50 p.m. Total time: 2:50

Wisconsin 5, Maine 2

SCORING SUMMARY

Goal No.	Period	Time	Team	Type	Scored By	Assists	Maine On Ice	Wis. On Ice
1	1st	10:11	Wisconsin	Even Strength	Adam Burish (9)	Joe Pavelski (31) Robbie Earl (26)	12,28,14,2,5	8,16,14,6,10
2	1st	17:37	Maine	Even Strength	Michel Leveille (16)	Matt Duffy (5)	12,11,14,21,2	4,16,10,8,3
3	2nd	4:18	Wisconsin	Short Handed	Ross Carlson (11)	-	28,18,15,11,44	27,24,3,6
4	2nd	8:16	Wisconsin	Power Play	Robbie Earl (22)	Adam Burish (22)	27,15,5,11	10,16,8,14,24
5	3rd	11:29	Maine	Even Strength	Mike Lundin (3)	Greg Moore (17) Josh Soares (26)	2,18,15,4,11	8,14,10,11,6
6	3rd	12:26	Wisconsin	Even Strength	Ben Street (10)	Ross Carlson (12)	12,44,14,27,28	22,27,5,20,12
7	3rd	18:16	Wisconsin	Empty Net	Robbie Earl (23)	Jack Skille (8) Josh Engel (3)	11,18,14,13,2,15	10,6,16,8,14

Maine

No.	I-Shots by Period-I				+/-
	1	2	3	Total	
2*	0	1	1	2	0
4	0	0	0	0	+1
5*	0	1	0	1	-1
11*	1	1	1	3	0
12	2	0	1	3	-1
13	1	0	0	1	-1
14	0	2	1	3	-2
15*	0	3	1	4	-1
16	0	1	1	2	0
17	1	1	0	2	0
18*	2	0	0	2	-1
21	0	1	0	1	+1
22	0	0	0	0	0
23	0	2	1	3	0
27	0	0	0	0	-1
28	1	2	0	3	-3
29	0	2	0	2	0
30*	0	0	0	0	0
44	0	2	0	2	-2
Totals	8	19	7	34	-11

Wisconsin

No.	I-Shots by Period-I				+/-
	1	2	3	Total	
3	0	0	0	0	0
4	0	0	0	0	-1
5*	0	1	0	1	+1
6	1	0	0	1	+2
8*	1	3	0	4	0
10*	0	1	2	3	0
11	1	0	0	1	-1
12	1	1	2	4	+1
14	0	1	0	1	+1
16*	2	1	1	4	+1
19	0	0	2	2	0
20*	0	1	0	1	+1
21	1	0	3	4	0
22	0	0	3	3	+1
24	0	1	1	2	+1
25	0	0	0	0	0
27	1	3	1	5	+2
31	1	0	2	3	0
Totals	9	13	17	39	+9

Goals by Period

Team	1	2	3	Total
Maine	1	0	1	2
Wisconsin	1	2	2	5

Shots by Period

Team	1	2	3	Total
Maine	8	19	7	34
Wisconsin	9	13	17	39

Power-Play Goals-Att. (Shots)

Period	Maine	Wisconsin
1st	0-2 (1)	0-1 (1)
2nd	0-4 (7)	1-1 (3)
3rd	0-1 (0)	0-4 (4)
Total	0-7 (8)	1-6 (8)

Penalties/Minutes by Period

Period	Maine	Wisconsin
1st	1/2	2/4
2nd	3/6	4/8
3rd	4/8	2/4
Total	8/16	8/16

GOALTENDERS

Maine

No.	Player	MIN	GA	EN	1	2	3	Total
30	Ben Bishop	59:10	4	0	8	11	15	34
TM	Team	0:50	0	1	0	0	0	0

Wisconsin

No.	Player	MIN	GA	EN	1	2	3	Total
1	Brian Elliott	60:00	2	0	7	19	6	32

Win-Brian Elliott (26-5-3). Loss-Ben Bishop (21-8-2).

PENALTY SUMMARY

Period	Player	Team	Min.	Penalty	Time	
1st	A.J. Degenhardt	Wisconsin	2	Tripping	4:01	PP
1st	Nick Licari	Wisconsin	2	Charging	11:49	PP
1st	Brent Shepheard	Maine	2	Boarding	13:53	PP
2nd	Tom Gilbert	Wisconsin	2	Roughing	3:53	PP
2nd	Derek Damon	Maine	2	Slashing	7:35	PP
2nd	Davis Drewiske	Wisconsin	2	Hooking	9:52	PP
2nd	Matt Olinger	Wisconsin	2	High Sticking	13:24	PP
2nd	Joe Pavelski	Wisconsin	2	Unsportmanlike Conduct	17:11	PP
2nd	Derek Damon	Maine	2	Cross-Checking	18:48	PP
2nd	Brent Shepheard	Maine	2	Cross-Checking	19:52	PP
3rd	Michel Leveille	Maine	2	Hooking	5:20	PP
3rd	A.J. Degenhardt	Wisconsin	2	Interference	12:30	PP
3rd	Jack Skille	Wisconsin	2	Roughing	18:49	
3rd	Ben Bishop	Maine	2	Roughing	18:49	
3rd	Jon Jankus	Maine	2	Roughing	19:11	PP
3rd	Rob Bellamy	Maine	2	Roughing	19:11	PP

Maine - Faceoffs

No.	Player	W	L
28	Derek Damon	16	7
23	Jon Jankus	7	10
11	Michel Leveille	6	5
13	Keenan Hopson	5	6
15	Greg Moore	3	3
17	John Hopson	2	1
18	Josh Soares	1	1
29	Brent Shepheard	0	1
2	Mike Lundin	0	1
Totals		40	35

Wisconsin - Faceoffs

No.	Player	W	L
24	Andrew Joudrey	10	9
8	Joe Pavelski	9	17
21	Andy Brandt	7	5
22	Ben Street	4	7
11	Jake Dowell	2	0
19	Ryan MacMurchy	2	1
16	Adam Burish	1	0
27	Ross Carlson	0	1
Totals		35	40

Maine - Power-Play Summary

Period	Start	End	Elapsed	Shots	(Opp.)
1st	4:01	6:01	2:00	1	0
1st	11:49	13:49	2:00	0	0
2nd	3:53	5:53	2:00	0	4 SHG
2nd	9:52	11:52	2:00	2	0
2nd	13:24	15:24	2:00	2	0
2nd	17:11	18:48	1:37	3	0
3rd	12:30	14:30	2:00	0	0

SUMMARY: 7 opportunities, 8 shots, 0 goals, time 13:37

Wisconsin - Power-Play Summary

Period	Start	End	Elapsed	Shots	(Opp.)
1st	13:53	15:53	2:00	1	0
2nd	7:35	8:16	0:41	1	1 PPG
2nd	19:11	0:48	1:37	2	0
3rd	0:48	1:52	1:04	1	0
3rd	5:20	7:20	2:00	1	0
3rd	19:11	19:11	0:00	2	0

SUMMARY: 6 opportunities, 8 shots, 1 goal, time 7:22

Officials—Referee: Dave Hansen; Asst. Ref.: Joe Ross; Asst. Ref.: Andy O'Brien
 Arena: Bradley Center
 Attendance: 17,691 Start time: 7:07 p.m. End time: 9:36 p.m. Total time: 2:29

CHAMPIONSHIP

APRIL 8 AT MILWAUKEE, WIS.

Wisconsin 2, Boston College 1

SCORING SUMMARY

Goal No.	Period	Time	Team	Type	Scored By	Assists	BC On Ice	Wis. On Ice
1	1st	9:01	Boston College	Even Strength	Pat Gannon (5)	Dan Bertram (16)	13,22,2,4,27	27,22,4,3,12
2	2nd	1:17	Wisconsin	Even Strength	Robbie Earl (24)	Adam Burish (23) Joe Pavelski (32)	19,8,14,4,10	10,8,16,14,6
3	3rd	9:32	Wisconsin	Power Play	Tom Gilbert (12)	Joe Pavelski (33)	4,17,21,5	14,8,16,24,10

Boston College

No.	I-Shots by Period-I				Total	+/-
	1	2	3			
2	Anthony Aiello	0	0	0	0	+1
4	Mike Brennan	0	1	1	2	0
5*	Tim Filangieri	0	1	1	2	0
7*	Peter Harrold	1	0	0	1	0
8	Brett Motherwell	1	0	0	1	-1
9	Nathan Gerbe	0	2	1	3	0
10*	Brian Boyle	2	0	0	2	-1
11	Joe Adams	0	0	0	0	0
12*	Chris Collins	1	4	0	5	0
13	Pat Gannon	1	0	0	1	+1
14	Matt Greene	0	1	0	1	-1
15	Stephen Gionta	1	0	0	1	0
17	Joe Rooney	2	1	0	3	0
19*	Brock Bradford	0	0	0	0	-1
21	Benn Ferriero	0	0	1	1	0
22	Dan Bertram	0	0	0	0	+1
23	Brian O'Hanley	0	0	0	0	0
27	Andrew Orpik	0	0	0	0	+1
Totals		9	10	4	23	0

Wisconsin

No.	I-Shots by Period-I				Total	+/-
	1	2	3			
3	Matt Olinger	0	0	0	0	-1
4	Davis Drewiske	0	1	0	1	-1
5*	Jeff Likens	0	2	0	2	0
6	Josh Engel	0	1	0	1	+1
8*	Joe Pavelski	2	1	3	6	+1
10*	Robbie Earl	4	2	3	9	+1
11	Jake Dowell	0	0	0	0	0
12	Jack Skille	2	0	1	3	-1
14	Tom Gilbert	1	0	1	2	+1
16*	Adam Burish	3	1	2	6	+1
19	Ryan MacMurchy	1	0	0	1	0
20*	Kyle Klubertanz	1	0	1	2	0
21	Andy Brandt	0	0	0	0	0
22	Ben Street	1	1	0	2	-1
24	Andrew Joudrey	0	1	0	1	0
25	A.J. Degenhardt	1	0	0	1	0
27	Ross Carlson	1	0	0	1	-1
31	Nick Licari	0	1	0	1	0
Totals		17	11	11	39	0

Goals by Period

Team	1	2	3	Total
Boston College	1	0	0	1
Wisconsin	0	1	1	2

Shots by Period

Team	1	2	3	Total
Boston College	9	10	4	23
Wisconsin	17	11	11	39

Power-Play Goals-Att. (Shots)

Period	Boston College	Wisconsin
1st	0-1 (0)	0-2 (5)
2nd	0-1 (0)	0-2 (4)
3rd	0-2 (0)	1-4 (6)
Total	0-4 (0)	1-8 (15)

Penalties/Minutes by Period

Period	Boston College	Wisconsin
1st	4/8	2/4
2nd	2/4	2/4
3rd	4/8	2/4
Total	10/20	6/12

GOALTENDERS

Boston College

No.	Player	MIN	GA	EN	1	2	3	Total
1	Cory Schneider	59:36	2	0	17	10	10	37
TM	Team	0:24	0	0	0	0	0	0

Wisconsin

No.	Player	MIN	GA	EN	1	2	3	Total
1	Brian Elliott	59:49	1	0	8	10	4	22
TM	Team	0:11	0	0	0	0	0	0

Win-Brian Elliott (26-5-3). Loss-Cory Schneider (24-13-2).

PENALTY SUMMARY

Period	Player	Team	Min.	Penalty	Time	
1st	Anthony Aiello	Boston College	2	Interference	3:22	PP
1st	Dan Bertram	Boston College	2	Holding the Stick	5:57	PP
1st	Matt Olinger	Wisconsin	2	Interference	11:48	PP
1st	Dan Bertram	Boston College	2	HC	13:36	
1st	Tom Gilbert	Wisconsin	2	HC	13:36	
1st	Dan Bertram	Boston College	2	Hooking	18:03	PP
2nd	Joe Rooney	Boston College	2	Hooking	2:38	PP
2nd	Andy Brandt	Wisconsin	2	RW	5:03	
2nd	Nathan Gerbe	Boston College	2	RW	5:03	
2nd	Jeff Likens	Wisconsin	2	HC	6:30	PP
3rd	Jake Dowell	Wisconsin	2	OX	0:50	PP
3rd	Nathan Gerbe	Boston College	2	Interference	2:44	PP
3rd	Andy Brandt	Wisconsin	2	Hooking	5:39	PP
3rd	Anthony Aiello	Boston College	2	Hooking	8:34	PP
3rd	Tim Filangieri	Boston College	2	Slashing	11:29	PP
3rd	Peter Harrold	Boston College	2	Boarding	16:32	PP

Boston College - Faceoffs

No.	Player	W	L
10	Brian Boyle	15	6
21	Benn Ferriero	10	9
11	Joe Adams	4	3
9	Nathan Gerbe	4	10
22	Dan Bertram	3	0
17	Joe Rooney	2	0
27	Andrew Orpik	0	1
14	Matt Greene	0	2
19	Brock Bradford	0	3
15	Stephen Gionta	0	3
Totals		38	37

Wisconsin - Faceoffs

No.	Player	W	L
8	Joe Pavelski	20	12
24	Andrew Joudrey	7	8
22	Ben Street	5	8
11	Jake Dowell	2	1
19	Ryan MacMurchy	2	4
21	Andy Brandt	1	3
16	Adam Burish	0	2
Totals		37	38

Boston College - Power-Play Summary

Period	Start	End	Elapsed	Shots	(Opp.)
1st	11:48	13:48	2:00	0	1
2nd	6:30	8:30	2:00	0	0
3rd	0:50	2:44	1:54	0	0
3rd	5:39	7:39	2:00	0	0

SUMMARY: 4 opportunities, 0 shots, 0 goals, time 7:54

Wisconsin - Power-Play Summary

Period	Start	End	Elapsed	Shots	(Opp.)
1st	3:22	5:22	2:00	0	3
1st	5:57	7:57	2:00	2	0
1st	18:03	0:03	2:00	3	1
2nd	2:38	4:38	2:00	4	0
3rd	2:50	4:44	1:54	1	0
3rd	8:34	9:32	0:58	2	0
3rd	11:29	13:29	2:00	0	0
3rd	16:32	18:32	2:00	3	0

SUMMARY: 8 opportunities, 15 shots, 1 goal, time 14:52

Officials—Referee: Matt Shegos; Asst. Ref.: Kevin Langseth; Asst. Ref.: Keith Sergott
 Arena: Bradley Center
 Attendance: 17,758 Start time: 6 p.m. End time: 8:30 p.m. Total time: 2:30

History

Team Results

Year	Champion (Record)	Coach	Score	Runner-Up	Site	Championship Game Attendance	Championship Total Attendance
1948	Michigan (20-2-1)	Vic Heyliger	8-4	Dartmouth	Colorado Springs, Colo.	2,700	—
1949	Boston College (21-1)	John "Snooks" Kelley	4-3	Dartmouth	Colorado Springs, Colo.	—	—
1950	Colorado Col. (18-5-1)	Cheddy Thompson	13-4	Boston U.	Colorado Springs, Colo.	3,000	—
1951	Michigan (22-4-1)	Vic Heyliger	7-1	Brown	Colorado Springs, Colo.	—	—
1952	Michigan (22-4)	Vic Heyliger	4-1	Colorado Col.	Colorado Springs, Colo.	—	—
1953	Michigan (17-7)	Vic Heyliger	7-3	Minnesota	Colorado Springs, Colo.	2,700	—
1954	Rensselaer (18-5)	Ned Harkness	5-4 (ot)	Minnesota	Colorado Springs, Colo.	—	—
1955	Michigan (18-5-1)	Vic Heyliger	5-3	Colorado Col.	Colorado Springs, Colo.	2,700	—
1956	Michigan (20-2-1)	Vic Heyliger	7-5	Michigan Tech	Colorado Springs, Colo.	—	—
1957	Colorado Col. (25-5)	Thomas Bedecki	13-6	Michigan	Colorado Springs, Colo.	—	—
1958	Denver (24-10-2)	Murray Armstrong	6-2	North Dakota	Minneapolis	7,878	—
1959	North Dakota (20-10-1)	Bob May	4-3 (ot)	Michigan St.	Troy, N.Y.	—	—
1960	Denver (27-4-3)	Murray Armstrong	5-3	Michigan Tech	Boston	—	—
1961	Denver (30-1-1)	Murray Armstrong	12-2	St. Lawrence	Denver	5,363	—
1962	Michigan Tech (29-3)	John MacInnes	7-1	Clarkson	Utica, N.Y.	4,210	—
1963	North Dakota (22-7-3)	Barry Thorndycraft	6-5	Denver	Boston	4,200	—
1964	Michigan (24-4-1)	Allen Renfrew	6-3	Denver	Denver	5,296	—
1965	Michigan Tech (24-5-2)	John MacInnes	8-2	Boston College	Providence, R.I.	2,600	—
1966	Michigan St. (16-13)	Amo Bessone	6-1	Clarkson	Minneapolis	3,101	—
1967	Cornell (27-1-1)	Ned Harkness	4-1	Boston U.	Syracuse, N.Y.	6,571	—
1968	Denver (28-5-1)	Murray Armstrong	4-0	North Dakota	Duluth, Minn.	5,453	—
1969	Denver (26-6)	Murray Armstrong	4-3	Cornell	Colorado Springs, Colo.	4,625	—
1970	Cornell (29-0)	Ned Harkness	6-4	Clarkson	Lake Placid, N.Y.	2,000	—
1971	Boston U. (28-2-1)	Jack Kelley	4-2	Minnesota	Syracuse, N.Y.	6,017	—
1972	Boston U. (26-4-1)	Jack Kelley	4-0	Cornell	Boston	14,995	—
1973	Wisconsin (29-9-2)	Bob Johnson	4-2	#Denver	Boston	8,055	—
1974	Minnesota (22-12-6)	Herb Brooks	4-2	Michigan Tech	Boston	7,132	—
1975	Michigan Tech (32-10)	John MacInnes	6-1	Minnesota	St. Louis	6,838	—
1976	Minnesota (28-14-2)	Herb Brooks	6-4	Michigan Tech	Denver	5,311	16,498
1977	Wisconsin (37-7-1)	Bob Johnson	6-5 (ot)	Michigan	Detroit	14,437	26,042
1978	Boston U. (30-2)	Jack Parker	5-3	Boston College	Providence, R.I.	11,038	38,277
1979	Minnesota (32-11-1)	Herb Brooks	4-3	North Dakota	Detroit	7,011	16,635
1980	North Dakota (31-8-1)	John "Gino" Gasparini	5-2	Northern Mich.	Providence, R.I.	5,811	27,068
1981	Wisconsin (27-14-1)	Bob Johnson	6-3	Minnesota	Duluth, Minn.	5,420	49,466
1982	North Dakota (35-12)	John "Gino" Gasparini	5-2	Wisconsin	Providence, R.I.	9,272	53,993
1983	Wisconsin (33-10-4)	Jeff Sauer	6-2	Harvard	Grand Forks, N.D.	6,370	61,180
1984	Bowling Green (34-8-2)	Jerry York	5-4 (4 ot)	Minn. Duluth	Lake Placid, N.Y.	7,813	68,533
1985	Rensselaer (35-2-1)	Mike Addesa	2-1	Providence	Detroit	16,282	80,069
1986	Minn. Duluth (34-9-2)	Ron Mason	6-5	Harvard	Providence, R.I.	8,341	57,826
1987	North Dakota (40-8)	John "Gino" Gasparini	5-3	Michigan St.	Detroit	16,632	72,717
1988	Lake Superior St. (33-7-6)	Frank Anzalone	4-3 (ot)	St. Lawrence	Lake Placid, N.Y.	7,906	90,682
1989	Harvard (31-3)	Bill Cleary	4-3 (ot)	Minnesota	St. Paul, Minn.	15,406	139,170

Year	Champion (Record)	Coach	Score	Runner-Up	Site	Championship Game Attendance	Championship Total Attendance
1990	Wisconsin (36-9-1)	Jeff Sauer	7-3	Colgate	Detroit	12,716	116,848
1991	Northern Mich. (38-5-4)	Rick Comley	8-7 (3 ot)	Boston U.	St. Paul, Minn.	12,564	106,870
1992	Lake Superior St. (30-9-4)	Jeff Jackson	5-3	#Wisconsin	Albany, N.Y.	12,891	67,363
1993	Maine (42-1-2)	Shawn Walsh	5-4	Lake Superior St.	Milwaukee	17,704	80,433
1994	Lake Superior St. (31-10-4)	Jeff Jackson	9-1	Boston U.	St. Paul, Minn.	15,197	76,016
1995	Boston U. (31-6-3)	Jack Parker	6-2	Maine	Providence, R.I.	11,484	65,624
1996	Michigan (33-7-2)	Gordon "Red" Berenson	3-2 (ot)	Colorado Col.	Cincinnati	12,957	65,778
1997	North Dakota (31-10-2)	Dean Blais	6-4	Boston U.	Milwaukee	17,537	84,728
1998	Michigan (32-11-1)	Gordon "Red" Berenson	3-2 (ot)	Boston College	Boston	18,276	79,362
1999	Maine (31-6-4)	Shawn Walsh	3-2 (ot)	New Hampshire	Anaheim, Calif.	14,447	56,847
2000	North Dakota (31-8-5)	Dean Blais	4-2	Boston College	Providence, R.I.	11,484	69,421
2001	Boston College (33-8-2)	Jerry York	3-2 (ot)	North Dakota	Albany, N.Y.	13,667	77,168
2002	Minnesota (32-8-4)	Don Lucia	4-3 (ot)	Maine	St. Paul, Minn.	19,324	94,135
2003	Minnesota (30-8-9)	Don Lucia	5-1	New Hampshire	Buffalo, N.Y.	18,759	121,261
2004	Denver (27-12-5)	George Gwozdecky	1-0	Maine	Boston	18,597	96,327
2005	Denver (32-9-2)	George Gwozdecky	4-1	North Dakota	Columbus, Ohio	17,155	101,082
2006	Wisconsin (30-10-3)	Mike Eaves	2-1	Boston College	Milwaukee	17,758	117,970

#Participation in the tournament vacated by the NCAA Committee on Infractions.

Attendance figures from 1948-79 are from game summaries or newspaper accounts; figures from 1980 to present are from NCAA financial reports.

Leading Scorers, Year-by-Year

Year	Player, School	G	A	P
1948	Wally Gacek, Michigan	5	3	8
1949	Gil Burford, Michigan	3	4	7
1950	Chris Ray, Colorado Col.	5	4	9
	Tony Frasca, Colorado Col.	3	6	9
1951	Omer Brandt, Colorado Col.	3	3	6
1952	George Chin, Michigan	2	2	4
	Doug Philpott, Michigan	1	3	4
1953	George Chin, Michigan	2	4	6
	Doug Philpott, Michigan	3	3	6
1954	Dick Dougherty, Minnesota	6	3	9
	John Mayasich, Minnesota	4	5	9
	Bill McFarland, Michigan	4	5	9
1955	Bill Cleary, Harvard	5	0	5
	Bill McFarland, Michigan	4	1	5
1956	Neil MacDonald, Michigan	0	5	5
1957	Bob McCusker, Colorado Col.	7	2	9
1958	Grant Childerhose, Clarkson	0	5	5
	Bob Van Lammers, Clarkson	5	0	5
1959	Bill Daley, Boston College	2	3	5
1960	Paul Coppo, Michigan Tech	2	5	7
1961	Bill Masterton, Denver	5	3	8
1962	John Ivanitz, Michigan Tech	4	2	7
1963	Al McLean, North Dakota	3	2	5
	Bob Hamill, Denver	3	2	5
1964	Tom Polonic, Michigan	1	4	5
	Gordon Wilkie, Michigan	0	5	5
1965	Gary Milroy, Michigan Tech	3	3	6
1966	John McLennan, Clarkson	1	4	5
1967	Walt Stanowski, Cornell	2	2	4
	Brian McAndrew, Michigan St.	2	2	4
	Tom Mikkola, Michigan St.	2	2	4
1968	Brian Cornell, Cornell	4	0	4
	John Hughes, Cornell	0	4	4
1969	Keith Magnuson, Denver	1	5	6
1970	Bob Poffenroth, Wisconsin	2	5	7
1971	Dean Blais, Minnesota	4	1	5
1972	Ron Anderson, Boston U.	2	2	4
	Ric Jordan, Boston U.	2	2	4
	Dave Westner, Cornell	4	0	4
	Gary Winchester, Wisconsin	3	1	4
1973	*Peter McNabb, Denver	3	5	8
	(Bob Reardon, Boston College)	4	1	5
1974	Jim McMahon, Harvard	3	3	6
1975	Bob D'Alvise, Michigan Tech	3	3	6
	Terry Meagher, Boston U.	5	1	6
	Bill Robbins, Boston U.	0	6	6
1976	Tom Vannelli, Minnesota	2	5	7
1977	Rick Meagher, Boston U.	4	3	7
	Dave Silk, Boston U.	5	2	7
1978	Jack O'Callahan, Boston U.	0	6	6
	Dave Silk, Boston U.	3	3	6
1979	Mark Taylor, North Dakota	1	5	6
1980	Phil Sykes, North Dakota	3	4	7
1981	Aaron Broten, Minnesota	6	7	13
1982	Phil Sykes, North Dakota	6	2	8

Year	Player, School	G	A	P
1983	Pat Flatley, Wisconsin	3	6	9
1984	Lyle Phair, Michigan St.	3	5	8
1985	Bill Watson, Minn. Duluth	3	6	9
1986	Lane MacDonald, Harvard	4	7	11
	Mitch Messier, Michigan St.	5	6	11
1987	Tony Hrkac, North Dakota	3	9	12
1988	Pete Lappin, St. Lawrence	5	3	8
1989	Rob Gaudreau, Providence	6	4	10
1990	Tony Amonte, Boston U.	7	6	13
1991	Dave Trombley, Clarkson	3	8	11
1992	Brian Rolston, Lake Superior St.	4	4	8
1993	Jim Montgomery, Maine	5	4	9
1994	Gerald Tallaire, Lake Superior St.	3	7	10
1995	Nick Checco, Minnesota	3	2	5
	Kaj Linna, Boston U.	3	2	5
	Steve Thornton, Boston U.	1	4	5
1996	Brendan Concannon, Mass.-Lowell	2	4	6
	Brendan Morrison, Michigan	2	4	6
	Bill Muckalt, Michigan	4	2	6
1997	Casey Hankinson, Minnesota	3	3	6
	Matt Henderson, North Dakota	4	2	6
1998	Matt Herr, Michigan	2	4	6
	Mark Kosick, Michigan	3	3	6
1999	Steve Kariya, Maine	4	4	8
2000	Brian Gionta, Boston College	4	3	7
2001	Bryan Lundbohm, North Dakota	2	5	7
2002	Robert Liscak, Maine	4	3	7
2003	Thomas Vanek, Minnesota	5	3	8
2004	Evan Schwabe, Minn. Duluth	2	4	6
2005	Gabe Gauthier, Denver	5	5	11
2006	Chris Collins, Boston College	3	3	6
	Joe Pavelski, Wisconsin	3	3	6
	Jonathan Toews, North Dakota	3	3	6
	Travis Zajac, North Dakota	3	3	6

*Participation in the tournament vacated by the NCAA Committee on Infractions.

All-Tournament Teams

*Most Outstanding Player(s).
#Participation in tournament vacated.

1948	G—Bernie Burke, Boston College
	D—Connie Hill, Michigan
	D—Ron Newson, Colorado Col.
	F—Wally Grant, Michigan
	F—Bill Riley, Dartmouth
	F—Joe Riley, Dartmouth *
1949	G—Dick Desmond, Dartmouth *
	D—Ed Songin, Boston College
	D—Mike Thayer, Dartmouth
	F—Wally Grant, Michigan
	F—Jack Mulhern, Boston College
	F—Joe Riley, Dartmouth

1950

- G—Ralph Bevins, Boston U. *
- D—Ross Smith, Michigan
- D—Jim Starrak, Colorado Col.
- F—Bill Anderson, Boston U.
- F—Tony Frasca, Colorado Col.
- F—Jack Garrity, Boston U.

1951

- G—Don Whiston, Brown *
- D—Bob Heathcott, Michigan
- D—Jim Starrak, Colorado Col.
- F—Gil Burford, Michigan
- F—Neil Celley, Michigan
- F—John Matchefts, Michigan

1952

- G—Ken Kinsley, Colorado Col. *
- D—Jim Haas, Michigan
- D—Len Maccini, Colorado Col.
- F—George Chin, Michigan
- F—John McKennell, Michigan
- F—Doug Philpott, Michigan

1953

- G—Jimmy Mattson, Minnesota
- D—Alex MacLellan, Michigan
- D—Tom Wegleitner, Minnesota
- F—John Matchefts, Michigan *
- F—Dick Meredith, Minnesota
- F—Abbie Moore, Rensselaer

1954

- G—Bob Fox, Rensselaer
- D—Jim Pope, Rensselaer
- D—Ken Yackel, Minnesota
- F—Frank Chiarelli, Rensselaer
- F—John Mayasich, Minnesota
- F—Abbie Moore, Rensselaer *
- F—Gordie Peterkin, Rensselaer

1955

- G—Lorne Howes, Michigan
- D—Phil Hilton, Colorado Col. *
- D—Doug Silverberg, Colorado Col.
- F—Bill Cleary, Harvard
- F—Bill MacFarland, Michigan
- F—Tom Rendall, Michigan

1956

- G—Lorne Howes, Michigan *
- D—Bob Pitts, Michigan
- D—Bob Schiller, Michigan
- F—Pete Aubry, Michigan Tech
- F—Tom Rendall, Michigan
- F—Ed Switzer, Michigan

1957

- G—Ed MacDonald, Clarkson
- D—Bob Pitts, Michigan
- D—Don Wishart, Colorado Col.
- F—Bill Hay, Colorado Col.
- F—Bob McCusker, Colorado Col. *
- F—Tom Rendall, Michigan

1958

G—Rodney Schneck, Denver
 D—Bill Steenson, North Dakota
 D—Ed Zemrau, Denver
 F—Murray Massier, Denver *
 F—Bob Van Lammers, Clarkson
 F—Jim Brown, Denver

1959

G—Joe Selinger, Michigan St.
 D—Joe Jangro, Boston College
 D—Pat Presley, St. Lawrence
 F—Reg Morelli, North Dakota *
 F—Bill MacKenzie, Michigan St.
 F—Ed Thomlinson, North Dakota

1960

G—Barry Urbanski, Boston U. *
 D—Marty Howe, Denver
 D—George Konik, Denver
 F—Lou Angotti, Michigan Tech *
 F—Paul Coppo, Michigan Tech
 F—Bob Marquis, Boston U. *

1961

G—Mike Larson, Minnesota
 D—Marty Howe, Denver
 D—Grant Munro, Denver
 F—Trent Beatty, Denver
 F—Bill Masterton, Denver *
 F—Jerry Walker, Denver

1962

G—Richie Broadbelt, St. Lawrence
 D—Henry Akervall, Michigan Tech
 D—Elov Seger, Michigan Tech
 F—Lou Angotti, Michigan Tech *
 F—Red Berenson, Michigan
 F—John Ivanitz, Michigan Tech

1963

G—Tom Apprille, Boston College
 D—George Goodacre, North Dakota
 D—Don Ross, North Dakota
 F—Al McLean, North Dakota *
 F—Dave Merrifield, North Dakota
 F—Don Stokaluk, North Dakota

1964

G—Bob Gray, Michigan *
 D—Tom Polonic, Michigan
 D—Wayne Smith, Denver
 F—Andy Herrebout, Denver
 F—Bill Staub, Denver
 F—Gordon Wilkie, Michigan

1965

G—Tony Esposito, Michigan Tech
 D—Dennis Huculak, Michigan Tech
 D—Pete Leiman, Michigan Tech
 F—John Cunniff, Boston College
 F—Gary Milroy, Michigan Tech *
 F—Wayne Weller, Michigan Tech

1966

G—Gaye Cooley, Michigan St. *
 D—Don Heaphy, Michigan St.
 D—Wayne Smith, Denver
 F—Mike Coppo, Michigan St.
 F—Tom Hurley, Clarkson
 F—Brian McAndrew, Michigan St.

1967

G—Ken Dryden, Cornell
 D—Harry Orr, Cornell
 D—Walt Stanowski, Cornell *
 F—Mike Doran, Cornell
 F—Tom Mikkola, Michigan St.
 F—Jim Quinn, Boston U.

1968

G—Gerry Powers, Denver *
 D—Terry Abram, North Dakota
 D—Keith Magnuson, Denver
 F—Brian Cornell, Cornell
 F—Bob Munro, North Dakota
 F—Bob Trembecky, Denver

1969

G—Gerry Powers, Denver
 D—Keith Magnuson, Denver *
 D—Bruce Pattison, Cornell

F—Brian Cornell, Cornell
 F—Tom Miller, Denver
 F—Bob Trembecky, Denver

1970

G—Bruce Bullock, Clarkson
 D—Steve Giuliani, Cornell
 D—Dan Lodboa, Cornell *
 F—John Hughes, Cornell
 F—Rick Magnusson, Clarkson
 F—Bob Poffenroth, Wisconsin

1971

G—Dan Brady, Boston U. *
 D—Bob Brown, Boston U.
 D—Bruce McIntosh, Minnesota
 F—Dean Blais, Minnesota
 F—Dan Cahoon, Boston U.
 F—Steve Stirling, Boston U.

1972

G—Tim Regan, Boston U. *
 D—Bob Brown, Boston U.
 D—Ric Jordan, Boston U.
 F—John Danby, Boston U.
 F—Bob Krieger, Denver
 F—Dave Westner, Cornell
 F—Gary Winchester, Wisconsin

1973

G—Jim Makey, Wisconsin
 D—Bruce Affleck, Denver #
 D—John Taft, Wisconsin
 F—Stan Hinkley, Wisconsin
 F—Peter McNab, Denver #
 F—Dean Talafous, Wisconsin *

1974

G—Brad Shelstad, Minnesota*
 D—Les Auge, Minnesota
 D—Jim Nahrgang, Michigan Tech
 F—Steve Jensen, Michigan Tech
 F—Jim McMahon, Harvard
 F—Mike Polich, Minnesota

1975

G—Jim Warden, Michigan Tech *
 D—Reed Larson, Minnesota
 D—Bob Lorimer, Michigan Tech
 F—Bob D'Alvise, Michigan Tech
 F—Steve Jensen, Michigan Tech
 F—Warren Miller, Minnesota

1976

No team named
 MOP—Tom Vannelli, F, Minnesota

1977

G—Julian Baretta, Wisconsin *
 D—Craig Norwich, Wisconsin
 D—John Taft, Wisconsin
 F—Dave Debol, Michigan
 F—Rick Meagher, Boston U.
 F—Dave Silk, Boston U.

1978

G—Paul Skidmore, Boston College
 D—Dick Lamby, Boston U.
 D—Jack O'Callahan, Boston U. *
 F—Mark Fidler, Boston U.
 F—Joe Mullen, Boston College
 F—Dave Silk, Boston U.

1979

G—Steve Janaszak, Minnesota*
 D—Mike Ramsey, Minnesota
 D—Howard Walker, North Dakota
 F—Steve Christoff, Minnesota
 F—Eric Strobel, Minnesota
 F—Mark Taylor, North Dakota

1980

G—Steve Weeks, Northern Mich.
 D—Mark Chorney, North Dakota
 D—Tom Laidlaw, Northern Mich.
 F—Roy Kerling, Cornell
 F—Doug Smail, North Dakota *
 F—Phil Sykes, North Dakota

1981

G—Marc Behrend, Wisconsin *
 D—Mike Knoke, Minnesota
 D—Tim Watters, Michigan Tech

F—Steve Bozek, Northern Mich.
 F—Aaron Broten, Minnesota
 F—John Newberry, Wisconsin

1982

G—Darren Jensen, North Dakota
 D—Bruce Driver, Wisconsin
 D—James Patrick, North Dakota
 F—Cary Eades, North Dakota
 F—John Newberry, Wisconsin
 F—Phil Sykes, North Dakota *

1983

G—Marc Behrend, Wisconsin *
 D—Chris Chelios, Wisconsin
 D—Mark Fusco, Harvard
 F—Pat Flatley, Wisconsin
 F—Scott Fusco, Harvard
 F—Paul Houck, Wisconsin

1984

G—Rick Kosti, Minn. Duluth
 G—Gary Kruzich, Bowling Green *
 D—Dave Ellett, Bowling Green
 D—Gary Galley, Bowling Green
 F—Dean Barsness, North Dakota
 F—Bob Lasko, Minn. Duluth
 F—Lyle Phair, Michigan St.

1985

G—Chris Terreri, Providence *
 D—Tim Friday, Rensselaer
 D—Ken Hammond, Rensselaer
 F—Adam Oates, Rensselaer
 F—George Servinis, Rensselaer
 F—Bill Watson, Minn. Duluth

1986

G—Norm Foster, Michigan St.
 D—Mark Benning, Harvard
 D—Don McSween, Michigan St.
 F—Allen Bourbeau, Harvard
 F—Mike Donnelly, Michigan St. *
 F—Jeff Parker, Michigan St.

1987

G—Ed Belfour, North Dakota
 D—Ian Kidd, North Dakota
 D—Chris Luongo, Michigan St.
 D—Don McSween, Michigan St.
 F—Tony Hrkac, North Dakota *
 F—Bob Joyce, North Dakota
 F—Corey Millen, Minnesota

1988

G—Bruce Hoffort, Lake Superior St. *
 D—Kord Cernich, Lake Superior St.
 D—Brian McColgan, St. Lawrence
 F—David Capuano, Maine
 F—Mike de Carle, Lake Superior St.
 F—Pete Lappin, St. Lawrence

1989

G—Allain Roy, Harvard
 D—Todd Richards, Minnesota
 D—Kevin Sneddon, Harvard
 F—Jon Anderson, Minnesota
 F—Ted Donato, Harvard *
 F—Lane MacDonald, Harvard

1990

G—Duane Derksen, Wisconsin
 D—Rob Andringa, Wisconsin
 D—Mark Osiecki, Wisconsin
 F—John Byce, Wisconsin
 F—Joel Gardner, Colgate
 F—Chris Tancill, Wisconsin *

1991

G—Bill Pye, Northern Mich.
 D—Lou Melone, Northern Mich.
 D—Brad Werenka, Northern Mich.
 F—Tony Amonte, Boston U.
 F—Scott Beattie, Northern Mich. *
 F—Jean-Yves Roy, Maine

1992

G—Darrin Madeley, Lake Superior St.
 D—Mark Astley, Lake Superior St.
 D—Barry Richter, Wisconsin #
 F—Paul Constantin, Lake Superior St. *
 F—Brian Rolston, Lake Superior St.
 F—Jason Zent, Wisconsin #

1993

G—Garth Snow, Maine
 D—Chris Imes, Maine
 D—Michael Smith, Lake Superior St.
 F—Paul Kariya, Maine
 F—Jim Montgomery, Maine *
 F—Brian Rolston, Lake Superior St.

1994

G—Blaine Lacher, Lake Superior St.
 D—Keith Aldridge, Lake Superior St.
 D—Steven Barnes, Lake Superior St.
 F—Clayton Beddoes, Lake Superior St.
 F—Mike Pomichter, Boston U.
 F—Sean Tallaire, Lake Superior St. *

1995

G—Blair Allison, Maine
 D—Chris Imes, Maine
 D—Kaj Linna, Boston U.
 F—Shawn Bates, Boston U.
 F—Chris O'Sullivan, Boston U. *
 F—Dan Shermerhorn, Maine

1996

G—Marty Turco, Michigan
 D—Steven Halko, Michigan
 D—Scott Swanson, Colorado Col.
 F—Peter Geronazzo, Colorado Col.
 F—Brendan Morrison, Michigan *
 F—Martin St. Louis, Vermont

1997

G—Aaron Schweitzer, North Dakota
 D—Curtis Murphy, North Dakota
 D—Tom Poti, Boston U.
 F—Chris Drury, Boston U.
 F—Matt Henderson, North Dakota *
 F—David Hoogsteen, North Dakota

1998

G—Marty Turco, Michigan *
 D—Bubba Berenzweig, Michigan
 D—Mike Mottau, Boston College
 F—Mark Kosick, Michigan
 F—Josh Langfeld, Michigan
 F—Marty Reasoner, Boston College

1999

G—Alfie Michaud, Maine *
 D—David Cullen, Maine
 D—Jayme Filipowicz, New Hampshire
 F—Niko Dimitrakos, Maine
 F—Jason Krog, New Hampshire
 F—Mike Souza, New Hampshire

2000

G—Karl Goehring, North Dakota
 D—Mike Mottau, Boston College
 D—Mike Commodore, North Dakota
 F—Bryan Lundbohm, North Dakota
 F—Jeff Farkas, Boston College
 F—Lee Goren, North Dakota *

2001

G—Scott Clemmensen, Boston College
 D—Rob Scuderi, Boston College
 D—Travis Roche, North Dakota
 F—Krys Kolanos, Boston College
 F—Bryan Lundbohm, North Dakota
 F—Chuck Kobasew, Boston College *

2002

G—Adam Hauser, Minnesota
 D—Peter Metcalf, Maine
 D—Michael Schutte, Maine
 F—John Pohl, Minnesota
 F—Robert Liscak, Maine
 F—Grant Potulny, Minnesota *

2003

G—Travis Weber, Minnesota
 D—Matt DeMarchi, Minnesota
 D—Paul Martin, Minnesota
 F—Nathan Martz, New Hampshire
 F—Steve Saviano, New Hampshire
 F—Thomas Vanek, Minnesota *

2004

G—Adam Berkhoeel, Denver *
 D—Prestin Ryan, Maine
 D—Ryan Caldwell, Denver

F—Connor James, Denver
 F—Junior Lessard, Minn. Duluth
 F—Dustin Penner, Maine

2005

G—Peter Mannino, Denver *
 D—Matt Carle, Denver
 D—Brett Skinner, Denver
 F—Gabe Gauthier, Denver
 F—Travis Zajac, North Dakota
 F—Paul Stasny, Denver

2006

G—Brian Elliott, Wisconsin
 D—Tom Gilbert, Wisconsin
 D—Brett Matherwell, Boston College
 F—Robbie Earl, Wisconsin *
 F—Adam Burish, Wisconsin
 F—Chris Collins, Boston College

Individual Records

[Note: Records established beginning in 1981 are from eight-team format. Records established beginning in 1988 are from 12-team format. Records established beginning in 1992 are from 12-team, single-elimination format. The bracket was expanded to 16 teams, with a single-elimination format, in 2003.]

ALL GAMES**GOALS**

5—Carl Lawrence, Colorado Col. vs. Boston College, 1950 (semifinal); Gil Burford, Michigan vs. Boston College, 1950 (third place).

GOALS, TOURNAMENT

7—Bob McCusker, Colorado Col., 1957 (2 games); Shawn Heaphy, Michigan St., 1989 (5 games); Tony Amonte, Boston U., 1990 (7 games).

GOALS, CAREER

14—Corey Millen, Minnesota, 1983 and 1985-87.

FASTEST GAME-OPENING GOAL

:06—David Emma, Boston College vs. Minnesota, 1990 (quarterfinal).

FASTEST CONSECUTIVE GOALS

:13—Bert Dunn, Michigan vs. Boston U., 1953 (semifinal).

FASTEST HAT TRICK

4:20—Warren Miller, Minnesota vs. Harvard, 1975 (semifinal, third period).

ASSISTS

5—Bob Poffenroth, Wisconsin vs. Michigan Tech, 1970 (third place); Kevin Miller, Michigan St. vs. Boston College, 1986 (first round, Game 1); Gino Guyer, Minnesota vs. Mercyhurst, 2003 (West Regional semifinal).

ASSISTS, TOURNAMENT

9—Tony Hrkac, North Dakota, 1987 (4 games); Shawn McEachern, Boston U., 1990 (7 games).

ASSISTS, CAREER

17—Larry Olimb, Minnesota, 1989-92.

POINTS

7—John Mayasich, Minnesota vs. Boston College, 1954 (semifinal) (3 goals, 4 assists).

POINTS, TOURNAMENT

13—Aaron Broten, Minnesota, 1981 (4 games, 6 goals, 7 assists); Tony Amonte, Boston U., 1990 (7 games, 7 goals, 6 assists).

POINTS, CAREER

23—Jim Dowd, Lake Superior St., 1988-91 (8 goals, 15 assists).

PENALTIES

8—Randy Skarda, Minnesota vs. Maine, 1988 (third place).

FEWEST GOALS ALLOWED, TOURNAMENT

(Min. 2 Games and played in half of the team minutes)

1—Ken Dryden, Cornell, 1967 (74 saves, 2 games); Gerry Powers, Denver, 1968 (31 saves, 2 games); Tim Regan, Boston U., 1972 (65 saves, 2 games);

Jordan Parise, North Dakota, 2004 (37 saves, 2 games).

SHUTOUTS, TOURNAMENT

2—Adam Berkhoeel, Denver, 2004 (vs. North Dakota and vs. Maine); Brian Elliott, Wisconsin, 2006 (vs. Bemidji St. and vs. Cornell); Cory Schneider, Boston College, 2006 (vs. Miami (Ohio) and vs. Boston U.).

SHUTOUTS, CAREER

2—Marty Turco, Michigan, 1995-98; Karl Goehring, North Dakota, 1999-01; Adam Berkhoeel, Denver, 2002-04; Brian Elliott, Wisconsin, 2006; Cory Schneider, Boston College, 2005-06.

SAVES

77—Rick DiPietro, Boston U. vs. St. Lawrence, 2000 (East Regional, 4 ot).

SAVES, TOURNAMENT

185—Chris Terreri, Providence, 1985 (4 games).

SAVES, CAREER

356—Scott Clemmensen, Boston College, 1998-01.

SAVE PERCENTAGE, TOURNAMENT

(Min. 2 Games and 100 Minutes)

.986—Ken Dryden, Cornell, 1967 (1 goal allowed, 71 saves).

SAVE PERCENTAGE, CAREER

(Min. 4 Games and 200 Minutes)

.948—Chris Terreri, Providence, 1983 and 1985 (15 goals allowed, 275 saves).

GOALS-AGAINST AVERAGE, TOURNAMENT

(Min. 2 Games and 100 Minutes)

0.50—Ken Dryden, Cornell, 1967 (1 goal allowed); Gerry Powers, Denver, 1968 (1 goal allowed); Tim Regan, Boston U., 1972 (1 goal allowed); Jordan Parise, North Dakota, 2004 (1 goal allowed).

GOALS-AGAINST AVERAGE, CAREER

(Min. 4 Games and 200 Minutes)

1.50—Gerry Powers, Denver, 1968-69 (6 goals allowed).

GOALIE VICTORIES, TOURNAMENT

4—10 players (most recent: Brian Elliot, Wisconsin, 2006).

GOALIE VICTORIES, CAREER

10—Scott Clemmensen, Boston College, 1998-01 (3 losses).

GOALIE WINNING PERCENTAGE, CAREER

(Min. 4 Decisions)

1.000—Seven players (best perfect record: 5-0, Darren Jensen, North Dakota, 1980 and 1982).

CHAMPIONSHIP GAME**GOALS**

4—Chris Ray, Colorado Col. vs. Boston U., 1950; Bob McCusker, Colorado Col. vs. Michigan, 1957; Doug Smail, North Dakota vs. Northern Mich., 1980.

FASTEST GAME-OPENING GOAL

:20—Luc St. Jean, Clarkson vs. Cornell, 1970.

FASTEST CONSECUTIVE GOALS

:51—John MacMillan, Denver vs. Michigan Tech, 1960 (third period).

FASTEST HAT TRICK

4:35—Jim Montgomery, Maine vs. Lake Superior St., 1993 (third period).

ASSISTS

4—Tom Vannelli, Minnesota vs. Michigan Tech, 1976; Phil Sykes, North Dakota vs. Northern Mich., 1980; Gerald Tallaire, Lake Superior St. vs. Boston U., 1994.

POINTS

6—Wally Gacek, Michigan vs. Dartmouth, 1948 (3 goals, 3 assists); Chris Ray, Colorado Col. vs. Boston U., 1950 (4 goals, 2 assists); Bob McCusker, Colorado Col. vs. Michigan, 1957 (4 goals, 2 assists).

PENALTIES

4—Bunt Hubchik, Colorado Col. vs. Michigan, 1955; Ed Zemrau, Denver vs. North Dakota, 1958; Bob Pallante, Michigan Tech vs. Clarkson, 1962; Craig Woodcroft, Colgate vs. Wisconsin, 1990.

FEWEST GOALS ALLOWED

0—Gerry Powers, Denver vs. North Dakota, 1968; Tim Regan, Boston U. vs. Cornell, 1972; Adam Berkhoel, Denver vs. Maine, 2004.

SAVES

55—Rick Kostj, Minn. Duluth vs. Bowling Green, 1984 (4 ot).

Team Records

(Note: Records established beginning in 1981 are from eight-team format. Records established beginning in 1988 are from 12-team format. Records established beginning in 1992 are from 12-team, single-elimination format. The bracket was expanded to 16 teams, with a single-elimination format, in 2003.)

ALL GAMES**GOALS**

14—Michigan vs. Boston U., (2), 1953 (semifinal); Minnesota vs. Boston College (1), 1954 (semifinal).

GOALS, BOTH TEAMS

19—Colorado Col. (13) vs. Michigan (6), 1957 (final).

GOALS, PERIOD

10—Colorado Col. vs. Boston U., 1950 (final, third).

GOALS, BOTH TEAMS, PERIOD

13—Colorado Col. (10) vs. Boston U. (3), 1950 (final, third).

GOALS, TOURNAMENT

30—Boston U., 1990 (seven games).

GOALS, LOSING TEAM

7—Boston U. vs. Brown (8), 1976 (third place); Boston U. vs. Northern Mich. (8), 1991 (final, 3 ot).

FEWEST GOALS

0—34 times (most recent: Five times in 2006).

FEWEST GOALS, BOTH TEAMS

1—Cornell (1) vs. North Dakota (0), 1967 (semifinal); Denver (1) vs. Harvard (0), 1971 (third place); Boston College (1) vs. Ohio St. (0), 2003 (East Regional semifinal); Denver (1) vs. North Dakota (0), 2004 (West Regional final); Denver (1) vs. Maine (0), 2004 (National final); Minnesota (1) vs. Maine (0) (ot), 2005 (West Regional semifinal); Michigan St. (1) vs. New Hampshire (0), 2006 (East Regional semifinal); Wisconsin (1) vs. Cornell (0) (3 ot) (Midwest Regional final).

WINNING MARGIN

13—Minnesota (14) vs. Boston College (1), 1954 (semifinal).

LARGEST MARGIN OVERCOME

4—Wisconsin (6) vs. Cornell (5), 1973 (trailed 4-0, semifinal, ot); Boston U. (6) vs. New Hampshire (5), 1977 (trailed 5-1, third place).

FASTEST CONSECUTIVE GOALS

:05—Michigan (Gordon McMillan and Wally Gacek) vs. Dartmouth, 1948 (final).

FASTEST CONSECUTIVE GOALS, BOTH TEAMS

:07—Michigan Tech (Bill Terry), then Minnesota (Aaron Broten), 1981 (semifinal).

ASSISTS

19—Boston U. vs. Harvard, 1975 (third place, 10 goals).

ASSISTS, BOTH TEAMS

27—Boston U. (19) vs. Harvard (8), 1975 (third place, 15 goals).

ASSISTS, TOURNAMENT

52—Clarkson, 1991 (6 games).

FEWEST ASSISTS (Excluding Shutouts)

0—12 times (most recent: Maine (2) vs. Wisconsin (1) (ot), 2004 [East Regional final, 2 goals]).

FEWEST ASSISTS, BOTH TEAMS

1—Boston College (1) vs. Ohio St. (0), 2003 (East Regional semifinal, 1 goal); Denver (1) vs. Maine (0), 2004 (National final, 1 goal); Wisconsin (1) vs. Cornell (0), 2006 (Midwest Regional final, 1 goal, 3 ot).

POINTS

30—Colorado Col. vs. Michigan, 1957 (final, 13 goals, 17 assists); Denver vs. St. Lawrence, 1961 (final, 12 goals, 18 assists).

POINTS, BOTH TEAMS

42—Boston U. (10 goals, 19 assists) vs. Harvard (5 goals, 8 assists), 1975 (third place).

POINTS, TOURNAMENT

81—Clarkson, 1991 (29 goals, 52 assists, 6 games).

FEWEST POINTS (Excluding Shutouts)

1—10 times (most recent: Quinnipiac vs. Cornell, 2002 East Regional first round, 1 goal).

FEWEST POINTS, BOTH TEAMS

2—Boston College (1 goal, 1 assist) vs. Ohio St., 2003 (East Regional semifinal); Denver (1 goal, 1 assist) vs. Maine, 2004 (National final); Wisconsin (1 goal, 1 assist) vs. Cornell, 2006 (Midwest Regional final, 3 ot).

PENALTIES

23—Minnesota vs. Maine, 1988 (third place).

PENALTIES, BOTH TEAMS

43—Minnesota (23) vs. Maine (20), 1988 (third place).

FEWEST PENALTIES

0—Boston College vs. Michigan, 1950 (third place); Michigan vs. Boston College, 1950 (third place); Boston U. vs. Denver, 1960 (semifinal); Harvard vs. Boston U., 1974 (third place); Miami (Ohio) vs. Cornell, 1997 (West Regional).

FEWEST PENALTIES, BOTH TEAMS

0—Michigan vs. Boston College, 1950 (third place).

SHOTS ON GOAL

80—St. Lawrence vs. Boston U., 2000 (East Regional second round, 4 ot)

SHOTS ON GOAL, BOTH TEAMS

154—Boston U. (74) vs. St. Lawrence (80), 2000 (East Regional second round, 4 ot)

SHOTS ON GOAL, PERIOD

26—Minnesota vs. Providence, 1983 (third place, third, 2 goals).

SHOTS ON GOAL, BOTH TEAMS, PERIOD

40—Minnesota (23) vs. Michigan St. (17), 1986 (semifinal, second, 5 goals).

FEWEST SHOTS ON GOAL

9—Boston College vs. Denver, 1968 (semifinal, 1 goal).

FEWEST SHOTS ON GOAL, BOTH TEAMS

38—Denver (29) vs. Boston College (9), 1968 (semifinal, 5 goals).

FEWEST SHOTS ON GOAL, PERIOD

0—Wisconsin vs. Cornell, 1970 (semifinal, third); Northern Mich. vs. Harvard, 1993 (East Regional, third).

FEWEST SHOTS ON GOAL, BOTH TEAMS, PERIOD

6—Harvard (6) vs. Northern Mich. (0), 1993 (East Regional, third, 0 goals).

LONGEST GAME

123:53—St. Lawrence (3) vs. Boston U. (2), 2000 (East Regional second round, 4 ot)

CHAMPIONSHIP GAME**GOALS**

13—Colorado Col. vs. Boston U. (4), 1950; Colorado Col. vs. Michigan (6), 1957.

GOALS, BOTH TEAMS

19—Colorado Col. (13) vs. Michigan (6), 1957.

GOALS, PERIOD

10—Colorado Col. vs. Boston U., 1950 (third).

GOALS, BOTH TEAMS, PERIOD

13—Colorado Col. (10) vs. Boston U. (3), 1950 (third).

GOALS, LOSING TEAM

7—Boston U. vs. Northern Mich. (8), 1991 (3 ot).

FEWEST GOALS

0—North Dakota vs. Denver (4), 1968; Cornell vs. Boston U. (4), 1972; Maine vs. Denver (1), 2004.

FEWEST GOALS, BOTH TEAMS

1—Denver (1) vs. Maine (0), 2004.

WINNING MARGIN

10—Denver (12) vs. St. Lawrence (2), 1961.

LARGEST MARGIN OVERCOME

3—Minnesota (6) vs. Michigan Tech (4), 1976 (trailed 3-0); Northern Mich. (8) vs. Boston U. (7), 1991 (trailed 3-0, 3 ot).

FASTEST CONSECUTIVE GOALS

:05—Michigan (Gordon McMillan and Wally Gacek) vs. Dartmouth, 1948 (third period).

FASTEST CONSECUTIVE GOALS, BOTH TEAMS

:08—Boston U. (Jack Garrity), then Colorado Col. (Tony Frasca), 1950.

ASSISTS

18—Denver vs. St. Lawrence, 1961 (12 goals).

ASSISTS, BOTH TEAMS

23—Northern Mich. (12) vs. Boston U. (11), 1991 (3 ot) (15 goals).

FEWEST ASSISTS (Excluding Shutouts)

1—Brown vs. Michigan, 1951 (1 goal); Colorado Col. vs. Michigan, 1952 (1 goal); Clarkson vs. Michigan Tech, 1962 (1 goal); Denver vs. Maine, 2004 (1 goal).

FEWEST ASSISTS, BOTH TEAMS

1—Denver (1) vs. Maine (0), 2004 (1 goal).

POINTS

30—Colorado Col. vs. Michigan, 1957 (13 goals, 17 assists); Denver vs. St. Lawrence, 1961 (12 goals, 18 assists).

POINTS, BOTH TEAMS

40—Colorado Col. (13 goals, 17 assists) vs. Michigan (6 goals, 4 assists), 1957.

FEWEST POINTS (Excluding Shutouts)

2—Brown vs. Michigan, 1951 (1 goal, 1 assist); Colorado Col. vs. Michigan, 1952 (1 goal, 1 assist); Clarkson vs. Michigan Tech, 1962 (1 goal, 1 assist); Denver vs. Maine, 2004 (1 goal, 1 assist).

FEWEST POINTS, BOTH TEAMS

2—Denver (1 goal, 1 assist) vs. Maine (0 goals, 0 assists), 2004.

PENALTIES

18—Colgate vs. Wisconsin, 1990.

PENALTIES, BOTH TEAMS

32—Colgate (18) vs. Wisconsin (14), 1990.

FEWEST PENALTIES

1—Michigan Tech vs. Denver, 1960.

FEWEST PENALTIES, BOTH TEAMS

4—Brown (2) vs. Michigan (2), 1951.

SHOTS ON GOAL

60—Bowling Green vs. Minn. Duluth, 1984 (4 ot) (5 goals).

SHOTS ON GOAL, BOTH TEAMS

96—Bowling Green (60) vs. Minn. Duluth (36), 1984 (4 ot) (9 goals).

SHOTS ON GOAL, PERIOD

23—Colorado Col. vs. Michigan, 1955 (third, 2 goals); North Dakota vs. Denver, 2005 (third, 0 goals).

SHOTS ON GOAL, BOTH TEAMS, PERIOD

36—Michigan Tech (22) vs. Michigan (14), 1956 (first, 7 goals).

FEWEST SHOTS ON GOAL

17—Denver vs. North Dakota, 1963 (5 goals).

FEWEST SHOTS ON GOAL, BOTH TEAMS

41—North Dakota (23) vs. Michigan St. (18), 1987 (8 goals).

FEWEST SHOTS ON GOAL, PERIOD (Excluding Overtime)

2—Denver vs. North Dakota, 1963 (third, 1 goal); Michigan St. vs. North Dakota, 1987 (first, 0 goals); Boston U. vs. Lake Superior St., 1994 (first, 0 goals).

FEWEST SHOTS ON GOAL, BOTH TEAMS, PERIOD (Excluding Overtime)

8—Colorado Col. (5) vs. Michigan (3), 1996 (first, 1 goal).

LONGEST GAME

97:11—Bowling Green (5) vs. Minn. Duluth (4), 1984 (4 otl).

LARGEST CROWD

19,324—Minnesota (4) vs. Maine (3), 2002, Xcel Energy Center, St. Paul, Minnesota (ot).

Won-Lost-Tied Records in Tournament Play

(Note: Third-place game not played in 1948 and discontinued after 1989. Since then, both semifinal losers are awarded third place.)

Team (Years Participated)	Yrs.	Won	Lost	Tied	Pct.	1st	2nd	3rd	4th
Alas. Anchorage (1990-91-92)	3	2	5	0	.286	0	0	0	0
Bemidji St. (2005-06)	2	0	2	0	.000	0	0	0	0
Boston College (1948-49-50-54-56-59-63-65-68-73-78-84-85-86-87-89-90-91-98-99-2000-01-03-04-05-06)	26	30	36	0	.455	2	5	6	6
Boston U. (1950-51-53-60-66-67-71-72-74-75-76-77-78-84-86-90-91-92-93-94-95-96-97-98-2000-02-03-05-06)	29	34	29	0	.540	4	5	8	3
Bowling Green (1977-78-79-82-84-87-88-89-90)	9	7	13	1	.357	1	0	1	0
Brown (1951-65-76-93)	4	2	5	0	.286	0	1	1	1
Clarkson (1957-58-62-63-66-70-81-82-84-90-91-92-93-95-96-97-98-99)	18	12	21	1	.368	0	3	4	0
Colgate (1981-90-2000-05)	4	3	5	0	.375	0	1	0	0
Colorado Col. (1948-49-50-51-52-55-57-78-95-96-97-98-99-2001-02-03-05-06)	18	17	18	0	.486	2	3	3	2
Cornell (1967-68-69-70-72-73-80-81-86-91-96-97-2002-03-05-06)	16	16	17	0	.485	2	2	2	2
Dartmouth (1948-49-79-80)	4	4	4	0	.500	0	2	2	0
Denver* (1958-60-61-63-64-66-68-69-71-72-86-95-97-99-2002-04-05)	17	25	13	0	.658	7	2	2	2
Ferris St. (2003)	1	1	1	0	.500	0	0	0	0
Harvard (1955-57-58-69-71-74-75-82-83-85-86-87-88-89-93-94-2002-03-04-05-06)	21	14	29	1	.330	1	2	3	6
Holy Cross (2004-06)	2	1	2	0	.333	0	0	0	0
Lake Superior St. (1985-88-89-90-91-92-93-94-95-96)	10	20	11	1	.641	3	1	0	0
Maine (1987-88-89-90-91-92-93-95-99-2000-01-02-03-04-05-06)	16	28	18	0	.609	2	3	4	1
Mass.-Lowell (1988-94-96)	3	2	3	1	.417	0	0	0	0
Mercyhurst (2001-03-05)	3	0	3	0	.000	0	0	0	0
Merrimack (1988)	1	2	2	0	.500	0	0	0	0
Miami (Ohio) (1993-97-2004-06)	4	0	4	0	.000	0	0	0	0
Michigan (1948-49-50-51-52-53-54-55-56-57-62-64-77-91-92-93-94-95-96-97-98-99-2000-01-02-03-04-05-06)	29	44	22	0	.667	9	2	11	0
Michigan St. (1959-66-67-82-83-84-85-86-87-88-89-90-92-94-95-96-97-98-99-2000-01-02-04-06)	24	25	27	1	.481	2	2	5	1
Michigan Tech (1956-60-62-65-69-70-74-75-76-81)	10	13	9	0	.591	3	4	1	2
Minnesota (1953-54-61-71-74-75-76-79-80-81-83-85-86-87-88-89-90-91-92-93-94-95-96-97-2001-02-03-04-05-06)	30	49	33	0	.598	5	6	6	2
Minn. Duluth (1983-84-85-93-2004)	5	8	7	0	.533	0	1	2	0
Minn. St. Mankato (2003)	1	0	1	0	.000	0	0	0	0
Neb.-Omaha (2006)	1	0	1	0	.000	0	0	0	0
New Hampshire (1977-79-82-83-92-94-95-97-98-99-2000-02-03-04-05-06)	16	12	20	0	.375	0	2	2	3
Niagara (2000-04)	2	1	2	0	.333	0	0	0	0
North Dakota (1958-59-63-65-67-68-79-80-82-84-87-90-97-98-99-2000-01-03-04-05-06)	21	36	16	0	.692	7	5	3	1
Northeastern (1982-88-94)	3	3	3	1	.500	0	0	1	0
Northern Mich. (1980-81-89-91-92-93-99)	7	10	9	0	.526	1	1	0	1
Notre Dame (2004)	1	0	1	0	.000	0	0	0	0
Ohio St. (1998-99-2003-04-05)	5	2	5	0	.286	0	0	1	0
Princeton (1998)	1	0	1	0	.000	0	0	0	0
Providence (1964-78-81-83-85-89-91-96-2001)	9	9	15	0	.375	0	1	1	1
Quinnipiac (2002)	1	0	1	0	.000	0	0	0	0
Rensselaer (1953-54-61-64-84-85-94-95)	8	7	8	1	.469	2	0	2	1
St. Cloud St. (1989-2000-01-02-03)	5	0	6	0	.000	0	0	0	0
St. Lawrence (1952-55-56-59-60-61-62-83-87-88-89-92-99-2000-01)	15	5	24	0	.172	0	2	2	5
Vermont (1988-96-97)	3	1	4	0	.200	0	0	1	0
Wayne St. (Mich.) (2003)	1	0	1	0	.000	0	0	0	0
Western Mich. (1986-94-96)	3	0	4	0	.000	0	0	0	0
Wisconsin* (1970-72-73-77-78-81-82-83-88-89-90-91-93-94-95-98-2000-01-04-05-06)	21	33	18	2	.642	6	1	2	1
Yale (1952-98)	2	1	2	0	.333	0	0	1	0

*Record adjusted by the NCAA Committee on Infractions.

All-Time Results

1948 Semifinals: Dartmouth 8, Colorado Col. 4; Michigan 6, Boston College 4 (ot). **Championship:** Michigan 8, Dartmouth 4.

1949 Semifinals: Dartmouth 4, Michigan 2; Boston College 7, Colorado Col. 3. **Third Place:** Michigan 10, Colorado Col. 4. **Championship:** Boston College 4, Dartmouth 3.

1950 Semifinals: Colorado Col. 10, Boston College 3; Boston U. 4, Michigan 3. **Third Place:** Michigan 10, Boston College 6. **Championship:** Colorado Col. 13, Boston U. 4.

1951 Semifinals: Michigan 8, Boston U. 2; Brown 8, Colorado Col. 4. **Third Place:** Boston U. 7, Colorado Col. 4. **Championship:** Michigan 7, Brown 1.

1952 Semifinals: Michigan 9, St. Lawrence 3;

Colorado Col. 4, Yale 3. **Third Place:** Yale 4, St. Lawrence 1. **Championship:** Michigan 4, Colorado Col. 1.

1953 Semifinals: Minnesota 3, Rensselaer 2; Michigan 14, Boston U. 2. **Third Place:** Rensselaer 6, Boston U. 3. **Championship:** Michigan 7, Minnesota 3.

1954 Semifinals: Minnesota 14, Boston College 1; Rensselaer 6, Michigan 4. **Third Place:** Michigan 7, Boston College 2. **Championship:** Rensselaer 5, Minnesota 4 (ot).

1955 Semifinals: Michigan 7, Harvard 3; Colorado Col. 2, St. Lawrence 1. **Third Place:** Harvard 6, St. Lawrence 3. **Championship:** Michigan 5, Colorado Col. 3.

1956 Semifinals: Michigan Tech 10, Boston College 4; Michigan 2, St. Lawrence 1 (ot). **Third Place:** St. Lawrence 6, Boston College 2. **Championship:** Michigan 7, Michigan Tech 5.

1957 Semifinals: Colorado Col. 5, Clarkson 3; Michigan 6, Harvard 1. **Third Place:** Clarkson 2, Harvard 1 (2 ot). **Championship:** Colorado Col. 13, Michigan 6.

1958 Semifinals: Denver 6, Clarkson 2; North Dakota 9, Harvard 1. **Third Place:** Clarkson 5, Harvard 1. **Championship:** Denver 6, North Dakota 2.

1959 Semifinals: Michigan St. 4, Boston College 3; North Dakota 4, St. Lawrence 3 (ot). **Third Place:** Boston College 7, St. Lawrence 6 (2 ot). **Championship:** North Dakota 4, Michigan St. 3 (ot).

1960 Semifinals: Michigan Tech 13, St. Lawrence 3; Denver 6, Boston U. 4. **Third Place:** Boston U. 7, St. Lawrence 6. **Championship:** Denver 5, Michigan Tech 3.

1961 Semifinals: St. Lawrence 6, Rensselaer 3; Denver 6, Minnesota 1. **Third Place:** Minnesota 4, Rensselaer 3. **Championship:** Denver 12, St. Lawrence 2.

MEN'S CHAMPIONSHIP RESULTS

1962 Semifinals: Clarkson 5, Michigan 4; Michigan Tech 6, St. Lawrence 1. **Third Place:** Michigan 5, St. Lawrence 1. **Championship:** Michigan Tech 7, Clarkson 1.

1963 Semifinals: North Dakota 8, Boston College 2; Denver 6, Clarkson 2. **Third Place:** Clarkson 5, Boston College 3. **Championship:** North Dakota 6, Denver 5.

1964 Semifinals: Denver 4, Rensselaer 1; Michigan 3, Providence 2. **Third Place:** Rensselaer 2, Providence 1. **Championship:** Michigan 6, Denver 3.

1965 Semifinals: Boston College 4, North Dakota 3; Michigan Tech 4, Brown 0. **Third Place:** North Dakota 9, Brown 5. **Championship:** Michigan Tech 8, Boston College 2.

1966 Semifinals: Clarkson 4, Denver 3; Michigan St. 2, Boston U. 1. **Third Place:** Denver 4, Boston U. 3. **Championship:** Michigan St. 6, Clarkson 1.

1967 Semifinals: Cornell 1, North Dakota 0; Boston U. 4, Michigan St. 2. **Third Place:** Michigan St. 6, North Dakota 1. **Championship:** Cornell 4, Boston U. 1.

1968 Semifinals: Denver 4, Boston College 1; North Dakota 3, Cornell 1. **Third Place:** Cornell 6, Boston College 1. **Championship:** Denver 4, North Dakota 0.

1969 Semifinals: Denver 9, Harvard 2; Cornell 4, Michigan Tech 3 (ot). **Third Place:** Harvard 6, Michigan Tech 5 (2 ot). **Championship:** Denver 4, Cornell 3.

1970 Semifinals: Cornell 2, Wisconsin 1; Clarkson 4, Michigan Tech 3. **Third Place:** Wisconsin 6, Michigan Tech 5. **Championship:** Cornell 6, Clarkson 4.

1971 Semifinals: Boston U. 4, Denver 2; Minnesota 6, Harvard 5 (ot). **Third Place:** Denver 1, Harvard 0. **Championship:** Boston U. 4, Minnesota 2.

1972 Semifinals: Boston U. 4, Wisconsin 1; Cornell 7, Denver 2. **Third Place:** Wisconsin 5, Denver 2. **Championship:** Boston U. 4, Cornell 0.

1973 Semifinals: *Denver 10, Boston College 4; Wisconsin 6, Cornell 5 (ot). **Third Place:** Boston College 3, Cornell 1. **Championship:** Wisconsin 4, *Denver 2.

**Denver's participation in the 1973 tournament vacated by the NCAA Committee on Infractions.*

1974 Semifinals: Minnesota 5, Boston U. 4; Michigan Tech 6, Harvard 5 (ot). **Third Place:** Boston U. 7, Harvard 5. **Championship:** Minnesota 4, Michigan Tech 2.

1975 Semifinals: Minnesota 6, Harvard 4; Michigan Tech 9, Boston U. 5. **Third Place:** Boston U. 10, Harvard 5. **Championship:** Michigan Tech 6, Minnesota 1.

1976 Semifinals: Michigan Tech 7, Brown 6 (2 ot); Minnesota 4, Boston U. 2. **Third Place:** Brown 8, Boston U. 7. **Championship:** Minnesota 6, Michigan Tech 4.

1977 First Round: Michigan 7, Bowling Green 5. **Semifinals:** Michigan 6, Boston U. 4; Wisconsin 4, New Hampshire 3 (ot). **Third Place:** Boston U. 6, New Hampshire 5. **Championship:** Wisconsin 6, Michigan 5 (ot).

1978 First Round: Bowling Green 5, Colorado Col. 3; Boston U. 5, Providence 3. **Semifinals:** Boston U. 5, Wisconsin 2; Boston College 6, Bowling Green 2. **Third Place:** Bowling Green 4, Wisconsin 3. **Championship:** Boston U. 5, Boston College 3.

1979 First Round: Minnesota 6, Bowling Green 3. **Semifinals:** Minnesota 4, New Hampshire 3; North Dakota 4, Dartmouth 2. **Third Place:** Dartmouth 7, New Hampshire 3. **Championship:** Minnesota 4, North Dakota 3.

1980 First Round: Northern Mich. 4, Minnesota 3. **Semifinals:** North Dakota 4, Dartmouth 1; Northern Mich. 5, Cornell 4. **Third Place:** Dartmouth 8, Cornell 4. **Championship:** North Dakota 5, Northern Mich. 2.

(Note: From 1981-88, first-round series based on two-game total-goals format.)

1981 Quarterfinals: Wisconsin 3, Clarkson 2; Wisconsin 6, Clarkson 6 (Wisconsin wins, 9-8). Northern Mich. 7, Cornell 3; Cornell 4, Northern Mich. 3 (Northern Mich. wins, 10-7). Michigan Tech 7, Providence 3;

Michigan Tech 6, Providence 5 (Michigan Tech wins, 13-8). Minnesota 9, Colgate 4; Minnesota 5, Colgate 4 (Minnesota wins, 14-8). **Semifinals:** Minnesota 7, Michigan Tech 2; Wisconsin 5, Northern Mich. 1. **Third Place:** Michigan Tech 5, Northern Mich. 2. **Championship:** Wisconsin 6, Minnesota 3.

1982 Quarterfinals: Northeastern 2, Bowling Green 2; Northeastern 3, Bowling Green 2 (ot) (Northeastern wins, 5-4). North Dakota 5, Clarkson 1; North Dakota 2, Clarkson 1 (North Dakota wins, 7-2). Wisconsin 6, Harvard 1; Wisconsin 4, Harvard 3 (Wisconsin wins, 10-4). New Hampshire 3, Michigan St. 2; New Hampshire 6, Michigan St. 2 (New Hampshire wins, 9-4). **Semifinals:** North Dakota 6, Northeastern 2; Wisconsin 5, New Hampshire 0. **Third Place:** Northeastern 10, New Hampshire 4. **Championship:** North Dakota 5, Wisconsin 2.

1983 Quarterfinals: Harvard 6, Michigan St. 5; Harvard 3, Michigan St. 3 (Harvard wins, 9-8). Providence 7, Minn. Duluth 3; Providence 3, Minn. Duluth 2 (Providence wins, 10-5). Minnesota 9, New Hampshire 6; Minnesota 7, New Hampshire 2 (Minnesota wins, 16-8); Wisconsin 6, St. Lawrence 2; Wisconsin 7, St. Lawrence 1 (Wisconsin wins, 13-3). **Semifinals:** Wisconsin 2, Providence 0; Harvard 5, Minnesota 3. **Third Place:** Providence 4, Minnesota 3. **Championship:** Wisconsin 6, Harvard 2.

1984 Quarterfinals: Boston U. 6, Bowling Green 3; Bowling Green 5, Boston U. 1 (Bowling Green wins, 8-7). North Dakota 5, Rensselaer 4; North Dakota 4, Rensselaer 2 (North Dakota wins, 9-6). Michigan St. 6, Boston College 2; Michigan St. 7, Boston College 6 (Michigan St. wins, 13-8). Minn. Duluth 6, Clarkson 2; Clarkson 6, Minn. Duluth 3 (Minn. Duluth wins, 9-8). **Semifinals:** Minn. Duluth 2, North Dakota 1 (ot); Bowling Green 2, Michigan St. 1. **Third Place:** North Dakota 6, Michigan St. 5 (ot). **Championship:** Bowling Green 5, Minn. Duluth 4 (4 ot).

1985 Quarterfinals: Michigan St. 3, Providence 2; Providence 4, Michigan St. 2 (Providence wins, 6-5). Minnesota 7, Boston College 5; Boston College 4, Minnesota 1 (Boston College wins, 9-8). Rensselaer 7, Lake Superior St. 3; Rensselaer 3, Lake Superior St. 3 (Rensselaer wins, 10-6). Minn. Duluth 4, Harvard 2; Minn. Duluth 4, Harvard 2 (Minn. Duluth wins, 8-4). **Semifinals:** Providence 4, Boston College 3 (3 ot); Rensselaer 6, Minn. Duluth 5 (3 ot). **Third Place:** Minn. Duluth 7, Boston College 6 (ot). **Championship:** Rensselaer 2, Providence 1.

1986 Quarterfinals: Minnesota 6, Boston U. 4; Minnesota 5, Boston U. 3 (Minnesota wins, 11-7). Michigan St. 6, Boston College 4; Michigan St. 4, Boston College 2 (Michigan St. wins, 10-6). Denver 4, Cornell 2; Cornell 4, Denver 3 (Denver wins, 7-6). Harvard 4, Western Mich. 2; Harvard 7, Western Mich. 2 (Harvard wins, 11-4). **Semifinals:** Michigan St. 6, Minnesota 4; Harvard 5, Denver 2. **Third Place:** Minnesota 6, Denver 4. **Championship:** Michigan St. 6, Harvard 5.

1987 Quarterfinals: North Dakota 3, St. Lawrence 1; North Dakota 6, St. Lawrence 3 (North Dakota wins, 9-4). Harvard 7, Bowling Green 1; Harvard 3, Bowling Green 0 (Harvard wins, 10-1). Michigan St. 6, Maine 2; Michigan St. 5, Maine 3 (Michigan St. wins, 11-5). Minnesota 4, Boston College 1; Boston College 3, Minnesota 2 (Minnesota wins, 6-4). **Semifinals:** North Dakota 5, Harvard 2; Michigan St. 5, Minnesota 3. **Third Place:** Minnesota 6, Harvard 3. **Championship:** North Dakota 5, Michigan St. 3.

1988 First Round: Bowling Green 5, Vermont 1; Bowling Green 5, Vermont 1 (Bowling Green wins, 10-2). Northeastern 5, Merrimack 3; Merrimack 7, Northeastern 3 (Merrimack wins, 10-8). Wisconsin 7, Mass.-Lowell 1; Wisconsin 4, Mass.-Lowell 4 (Wisconsin wins, 11-5). Michigan St. 6, Harvard 5; Michigan St. 5, Harvard 3 (Michigan St. wins, 11-8). **Quarterfinals:** Maine 5, Bowling Green 1; Maine 4, Bowling Green 3 (Maine wins, 9-4). Merrimack 4, Lake Superior St. 3; Lake Superior St. 5, Merrimack 0 (Lake Superior St. wins, 8-4). St. Lawrence 7, Wisconsin 0; Wisconsin 4, St. Lawrence 3 (St. Lawrence wins, 10-4). Minnesota 4, Michigan St. 2; Minnesota 4, Michigan St. 3 (Minnesota wins, 8-5). **Semifinals:** Lake Superior St. 6, Maine 3; St. Lawrence 3, Minnesota 2. **Third Place:** Maine 5, Minnesota 2. **Championship:** Lake Superior St. 4, St. Lawrence 3 (ot).

(Note: From 1989-91, first-round and quarterfinal series were best-of-three.)

1989 First Round: Northern Mich. 9, Providence 5; Providence 4, Northern Mich. 2; Providence 2, Northern Mich. 0 (Providence wins series, 2-1). Wisconsin 3, St. Lawrence 1; Wisconsin 4, St. Lawrence 2 (Wisconsin wins series, 2-0). Lake Superior St. 6, St. Cloud St. 3; Lake Superior St. 4, St. Cloud St. 2 (Lake Superior St. wins series, 2-0). Boston College 8, Bowling Green 5; Boston College 4, Bowling Green 2 (Boston College wins series, 2-0). **Quarterfinals:** Providence 8, Maine 6; Maine 3, Providence 2; Maine 4, Providence 3 (2 ot) (Maine wins series, 2-1). Minnesota 4, Wisconsin 2; Minnesota 4, Wisconsin 2 (Minnesota wins series, 2-0). Harvard 4, Lake Superior St. 2; Harvard 5, Lake Superior St. 2 (Harvard wins series, 2-0). Boston College 6, Michigan St. 3; Michigan St. 7, Boston College 2; Michigan St. 5, Boston College 4 (ot) (Michigan St. wins series, 2-1). **Semifinals:** Harvard 6, Michigan St. 3; Minnesota 7, Maine 4. **Third Place:** Michigan St. 7, Maine 4. **Championship:** Harvard 4, Minnesota 3 (ot).

1990 First Round: Minnesota 6, Clarkson 1; Minnesota 5, Clarkson 1 (Minnesota wins series, 2-0). Maine 8, Bowling Green 4; Maine 5, Bowling Green 2 (Maine wins series, 2-0). Lake Superior St. 6, Alas. Anchorage 2; Lake Superior St. 10, Alas. Anchorage 3 (Lake Superior St. wins series, 2-0). North Dakota 8, Boston U. 5; Boston U. 5, North Dakota 3; Boston U. 5, North Dakota 0 (Boston U. wins series, 2-1). **Quarterfinals:** Boston College 4, Minnesota 2; Minnesota 2, Boston College 1; Boston College 6, Minnesota 1 (Boston College wins series, 2-1). Wisconsin 7, Maine 3; Wisconsin 4, Maine 3 (ot) (Wisconsin wins series, 2-0). Colgate 3, Lake Superior St. 2; Colgate 2, Lake Superior St. 1 (Colgate wins series, 2-0). Michigan St. 6, Boston U. 3; Boston U. 5, Michigan St. 3; Boston U. 5, Michigan St. 3 (Boston U. wins series, 2-1). **Semifinals:** Colgate 3, Boston U. 2; Wisconsin 2, Boston College 1. **Championship:** Wisconsin 7, Colgate 3.

1991 First Round: Providence 4, Minnesota 3; Minnesota 8, Providence 4; Minnesota 8, Providence 3 (Minnesota wins series, 2-1). Alas. Anchorage 3, Boston College 2; Alas. Anchorage 3, Boston College 1 (Alas. Anchorage wins series, 2-0). Cornell 5, Michigan 4 (ot); Michigan 6, Cornell 4; Michigan 9, Cornell 3 (Michigan wins series, 2-1). Clarkson 8, Wisconsin 3; Clarkson 5, Wisconsin 4 (Clarkson wins series, 2-0). **Quarterfinals:** Maine 4, Minnesota 0; Maine 5, Minnesota 3 (Maine wins series, 2-0). Northern Mich. 8, Alas. Anchorage 5; Northern Mich. 5, Alas. Anchorage 3 (Northern Mich. wins series, 2-0). Boston U. 4, Michigan 1; Boston U. 8, Michigan 1 (Boston U. wins series, 2-0). Clarkson 7, Lake Superior St. 3; Lake Superior St. 6, Clarkson 2; Clarkson 4, Lake Superior St. 3 (Clarkson wins series, 2-1). **Semifinals:** Northern Mich. 5, Maine 3; Boston U. 7, Clarkson 3. **Championship:** Northern Mich. 8, Boston U. 7 (3 ot).

(Note: From 1992-02, single-elimination format with two teams from each regional advancing to the semifinals.)

1992 East Regional: Michigan St. 4, Boston U. 2; *Wisconsin 4, New Hampshire 2; *Wisconsin 5, St. Lawrence 2 (*Wisconsin advances); Michigan St. 3, Maine 2 (Michigan St. advances). **West Regional:** Northern Mich. 8, Clarkson 4; Lake Superior St. 7, Alas. Anchorage 3; Lake Superior St. 8, Minnesota 3 (Lake Superior St. advances); Michigan 7, Northern Mich. 6 (Michigan advances). **Semifinals:** Lake Superior St. 4, Michigan St. 2; *Wisconsin 4, Michigan 2. **Championship:** Lake Superior St. 5, *Wisconsin 3.

**Wisconsin's participation in the 1992 tournament vacated by the NCAA Committee on Infractions.*

1993 East Regional: Northern Mich. 3, Harvard 2 (2 ot); Minnesota 2, Clarkson 1; Boston U. 4, Northern Mich. 1 (Boston U. advances); Maine 6, Minnesota 2 (Maine advances). **West Regional:** Wisconsin 3, Miami (Ohio) 1; Minn. Duluth 7, Brown 3; Michigan 4, Wisconsin 3 (ot) (Michigan advances); Lake Superior St. 4, Minn. Duluth 3 (Lake Superior St. advances). **Semifinals:** Maine 4, Michigan 3 (ot); Lake Superior St. 6, Boston U. 1. **Championship:** Maine 5, Lake Superior St. 4.

1994 East Regional: Wisconsin 6, Western Mich. 3; New Hampshire 2, Rensselaer 0; Boston U. 4, Wisconsin 1 (Boston U. advances); Harvard 7, New Hampshire 1 (Harvard advances). **West Regional:** Lake Superior St. 6, Northeastern 5 (ot); Mass.-Lowell 4, Michigan St. 3; Lake Superior St. 5, Michigan 4 (ot) (Lake Superior St. advances); Minnesota 2, Mass.-Lowell 1 (2 ot) (Minnesota advances). **Semifinals:** Lake Superior St. 3, Harvard 2 (ot); Boston U. 4, Minnesota 1. **Championship:** Lake Superior St. 9, Boston U. 1.

1995 East Regional: Denver 9, New Hampshire 2; Lake Superior St. 5, Clarkson 4; Maine 4, Denver 2 (Maine advances); Boston U. 6, Lake Superior St. 2 (Boston U. advances). **West Regional:** Minnesota 3, Rensselaer 0; Wisconsin 5, Michigan St. 3; Minnesota 5, Colorado Col. 2 (Minnesota advances); Michigan 4, Wisconsin 3 (Michigan advances). **Semifinals:** Maine 4, Michigan 3 (3 ot); Boston U. 7, Minnesota 3. **Championship:** Boston U. 6, Maine 2.

1996 East Regional: Lake Superior St. 5, Cornell 4; Clarkson 6, Western Mich. 1; Vermont 2, Lake Superior St. 1 (Vermont advances); Boston U. 3, Clarkson 2 (Boston U. advances). **West Regional:** Minnesota 5, Providence 1; Mass.-Lowell 6, Michigan St. 2; Michigan 4, Minnesota 3 (Michigan advances); Colorado Col. 5, Mass.-Lowell 3 (Colorado Col. advances). **Semifinals:** Colorado Col. 4, Vermont 3 (2 ot); Michigan 4, Boston U. 0. **Championship:** Michigan 3, Colorado Col. 2 (ot).

1997 East Regional: Colorado Col. 3, New Hampshire 2; Denver 6, Vermont 3; Colorado Col. 5, Clarkson 4 (Colorado Col. advances); Boston U. 4, Denver 3 (ot) (Boston U. advances). **West Regional:** Cornell 4, Miami (Ohio) 2; Minnesota 6, Michigan St. 3; North Dakota 6, Cornell 2 (North Dakota advances); Michigan 7, Minnesota 4 (Michigan advances). **Semifinals:** North Dakota 6, Colorado Col. 2; Boston U. 3, Michigan 2. **Championship:** North Dakota 6, Boston U. 4.

1998 East Regional: Colorado Col. 3, Clarkson 1; New Hampshire 7, Wisconsin 4; Boston College 6, Colorado Col. 1 (Boston College advances); New Hampshire 4, Boston U. 3 (ot) (New Hampshire advances). **West Regional:** Ohio St. 4, Yale 0; Michigan 2, Princeton 1; Ohio St. 4, Michigan St. 3 (ot) (Ohio St. advances); Michigan 4, North Dakota 3 (Michigan advances).

Semifinals: Michigan 4, New Hampshire 0; Boston College 5, Ohio St. 2. **Championship:** Michigan 3, Boston College 2 (ot).

1999 East Regional: Maine 4, Ohio St. 2; Michigan 5, Denver 3; Maine 7, Clarkson 2 (Maine advances); New Hampshire 2, Michigan 1 (ot) (New Hampshire advances). **West Regional:** Colorado Col. 5, St. Lawrence 2; Boston College 2, Northern Mich. 1; Michigan St. 4, Colorado Col. 3 (Michigan St. advances); Boston College 3, North Dakota 1 (Boston College advances). **Semifinals:** Maine 2, Boston College 1 (ot); New Hampshire 5, Michigan St. 3. **Championship:** Maine 3, New Hampshire 2 (ot).

2000 East Regional: Boston U. 5, St. Cloud St. 3; Michigan 4, Colgate 3 (ot); St. Lawrence 3, Boston U. 2 (4 ot) (St. Lawrence advances); Maine 5, Michigan 2 (Maine advances). **West Regional:** Niagara 4, New Hampshire 1; Boston College 6, Michigan St. 5 (ot); North Dakota 4, Niagara 1 (North Dakota advances); Boston College 4, Wisconsin 1 (Boston College advances). **Semifinals:** North Dakota 2, Maine 0; Boston College 4, St. Lawrence 2. **Championship:** North Dakota 4, Boston College 2.

2001 East Regional: Colorado Col. 3, St. Lawrence 2 (2 ot); Maine 5, Minnesota 4 (ot); North Dakota 4, Colorado Col. 1 (North Dakota advances); Boston College 3, Maine 1 (Boston College advances). **West Regional:** Wisconsin 4, Providence 1; Michigan 4, Mercyhurst 3; Michigan St. 5, Wisconsin 1 (Michigan St. advances); Michigan 4, St. Cloud St. 3 (Michigan St. advances). **Semifinals:** North Dakota 2, Michigan St. 0; Boston College 4, Michigan 2. **Championship:** Boston College 3, North Dakota 2 (ot).

2002 East Regional: Cornell 6, Quinnipiac 1; Maine 4, Harvard 3 (ot); New Hampshire 4, Cornell 3 (New Hampshire advances); Maine 4, Boston U. 3 (Maine advances). **West Regional:** Colorado Col. 2, Michigan St. 0; Michigan 4, St. Cloud St. 2; Minnesota 4, Colorado Col. 2 (Minnesota advances); Michigan 5, Denver 3 (Michigan advances). **Semifinals:** Maine 7, New Hampshire 2; Minnesota 3, Michigan 2. **Championship:** Minnesota 4, Maine 3 (ot).

(Note: From 2003 to the present, single-elimination format with one team from each regional advancing to the semifinals.)

2003 East Regional: Cornell 5, Minn. St. Mankato 2; Boston College 1, Ohio St. 0; Cornell 2, Boston College 1 (ot). **Northeast Regional:** Boston U. 6, Harvard 4; New Hampshire 5, St. Cloud St. 2; New Hampshire 3, Boston U. 0. **Midwest Regional:** Colorado Col. 4, Wayne St. (Mich.) 2; Michigan 2, Maine 1; Michigan 5, Colorado Col. 3. **West Regional:** Ferris St. 5, North Dakota 2; Minnesota 9, Mercyhurst 2; Minnesota 7, Ferris St. 4. **Semifinals:** New Hampshire 3, Cornell 2; Minnesota 3, Michigan 2. **Championship:** Minnesota 5, New Hampshire 1.

2004 East Regional: Maine 5, Harvard 4; Wisconsin 1, Ohio St. 0 (ot); Maine 2, Wisconsin 1 (ot). **Northeast Regional:** Michigan 4, New Hampshire 1; Boston College 5, Niagara 2; Boston College 3, Michigan 2 (ot). **Midwest Regional:** Minn. Duluth 5, Michigan St. 0; Minnesota 5, Notre Dame 2; Minn. Duluth 3, Minnesota 1. **West Regional:** North Dakota 3, Holy Cross 0; Denver 3, Miami (Ohio) 2; Denver 1, North Dakota 0. **Semifinals:** Denver 5, Minn. Duluth 3; Maine 2, Boston College 1. **Championship:** Denver 1, Maine 0.

2005 East Regional: Boston College 5, Mercyhurst 4; North Dakota 4, Boston U. 0; North Dakota 6, Boston College 3. **Northeast Regional:** New Hampshire 3, Harvard 2 (ot); Denver 4, Bemidji St. 3 (ot); Denver 4, New Hampshire 2. **Midwest Regional:** Colorado Col. 6, Colgate 5; Michigan 4, Wisconsin 1; Colorado Col. 4, Michigan 3. **West Regional:** Cornell 3, Ohio St. 2; Minnesota 1, Maine 0 (ot); Minnesota 2, Cornell 1 (ot). **Semifinals:** North Dakota 4, Minnesota 2; Denver 6, Colorado Col. 2. **Championship:** Denver 4, North Dakota 1.

2006 Midwest Regional: Wisconsin 4, Bemidji St. 0; Cornell 3, Colorado Col. 2; Wisconsin 1, Cornell 0 (3 ot). **East Regional:** Maine 6, Harvard 1; Michigan St. 1, New Hampshire 0; Maine 5, Michigan St. 4. **Northeast Regional:** Boston U. 9, Neb.-Omaha 2; Boston College 5, Miami (Ohio) 0; Boston College 5, Boston U. 0. **West Regional:** North Dakota 5, Michigan 1; Holy Cross 4, Minnesota 3 (ot); North Dakota 5, Holy Cross 2. **Semifinals:** Wisconsin 5, Maine 2; Boston College 6, North Dakota 5. **Championship:** Wisconsin 2, Boston College 1.

Men's Ice Hockey

DIVISION II DISCONTINUED IN 1999



History

Team Results

Year	Champion (Record)	Coach	Score	Runner-Up	Host	Championship Game Attendance	Championship Total Attendance
1978	Merrimack (21-9-2)	Thom Lawler	12-2	Lake Forest	American Int'l	2,409	—
1979	Mass.-Lowell (27-6)	Bill Riley	6-4	Minn. St. Mankato	Merrimack	1,273	3,012
1980	Minn. St. Mankato (30-9-1)	Don Brose	5-2	Elmira	Elmira	2,966	5,232
1981	Mass.-Lowell (27-5)	Bill Riley	5-4	Plattsburgh St.	Merrimack	3,974	3,769
1982	Mass.-Lowell (31-4)	Bill Riley	6-1	Plattsburgh St.	Mass.-Lowell	3,200	14,140
1983	Rochester Inst. (23-9)	Brian Mason	4-2	Bemidji St.	Mass.-Lowell	500	12,280
1984	Bemidji St. (31-0)	Bob Peters	*14-4	Merrimack	Bemidji St.	2,250	8,114
1993	Bemidji St. (24-7)	Bob Peters	10-6, 5-0	Mercyhurst	Bemidji St.	2,375	2,958
1994	Bemidji St. (21-9-3)	Bob Peters	3-5, 2-1, 2-1 (ot)	Ala.-Huntsville	Ala.-Huntsville	6,451	11,320
1995	Bemidji St. (24-7-2)	Bob Peters	6-2, 5-4	Mercyhurst	Mercyhurst	1,500	3,000
1996	Ala.-Huntsville (26-0-3)	Doug Ross	7-1, 3-0	Bemidji St.	Ala.-Huntsville	6,291	12,417
1997	Bemidji St. (25-7-2)	Bob Peters	3-2, 4-2	Ala.-Huntsville	Bemidji St.	3,150	6,100
1998	Ala.-Huntsville (24-3-3)	Doug Ross	6-2, 5-2	Bemidji St.	Ala.-Huntsville	5,103	9,484
1999	St. Michael's (16-10-2)	Lou DiMasi	4-4, 8-5	Southern N.H.	St. Michael's	1,120	2,233

*Two-game, total-goal series.

Leading Scorer, Year-by-Year

Year	Player, School	G	A	P
1978	Jim Toomey, Merrimack	1	6	7
1979	Craig MacTavish, Mass.-Lowell	4	2	6
1980	Mike Carr, Mass.-Lowell	3	3	6
1981	Tom Mulligan, Mass.-Lowell	3	4	7
1982	Scott Swanson, Gust. Adolphus	4	7	11
1983	Mike Carr, Mass.-Lowell	4	6	10
1984	Drey Bradley, Bemidji St.	2	8	10
1993	Jamie Erb, Bemidji St.	4	3	7
1994	Bernie Adlys, Bemidji St.	1	3	4
1995	Eric Fulton, Bemidji St.	3	2	5
	Jude Boulianne, Bemidji St.	1	4	5
1996	Tony Guzzo, Ala.-Huntsville	2	3	5
1997	Marc Lafleur, Bemidji St.	2	2	4
1998	Mike Hamlin, Ala.-Huntsville	1	2	3
	John McCabe, Ala.-Huntsville	2	1	3
	Colin Schmidt, Ala.-Huntsville	2	1	3
	Shane Stewart, Ala.-Huntsville	0	3	3
1999	Chuck Croteau, Southern N.H.	4	0	4
	Jason Harrington, St. Michael's	3	1	4

Most Outstanding Player

Note: Award not presented after 1984.

1978	Jim Toomey, f, Merrimack
1979	Craig MacTavish, f, Mass.-Lowell
1980	Steve Carroll, g, Minn. St. Mankato
1981	Tom Mulligan, def, Mass.-Lowell
1982	Paul Lohnes, def, Mass.-Lowell
1983	Dave Burkholder, g, Rochester Inst.
1984	Joel Otto, f, Bemidji St.

All-Tournament Teams

Note: Team not named after 1984.

1978
G—Gilles Moffet, Merrimack
D—Dean Fraser, Merrimack

D—Ron Bisplinghoff, Elmira
 F—Jim Toomey, Merrimack
 F—John Keeney, Elmira
 F—John Pratt, Lake Forest

1979

G—Brian Doyle, Mass.-Lowell
 D—Mike Weinkauf, Minn. St. Mankato
 D—Mike O'Connor, Mass.-Lowell
 F—Rob Feenie, Ill.-Chicago
 F—Craig MacTavish, Mass.-Lowell
 F—Tom Jacobs, Mass.-Lowell

1980

G—Steve Carroll, Minn. St. Mankato
 D—Mike Weinkauf, Minn. St. Mankato
 D—Chuck Blomquist, Elmira
 F—Steve Forliti, Minn. St. Mankato
 F—Tom Tidman, Mass.-Lowell
 F—Dave Drew, Elmira
 C—Jeff Cristina, Elmira

1981

G—Rick Strack, Plattsburgh St.
 D—Tom Mulligan, Mass.-Lowell
 D—Tod Wescott, Plattsburgh St.
 F—Dean Jenkins, Mass.-Lowell
 F—Pierre Brunett, Plattsburgh St.
 F—Mike Carr, Mass.-Lowell

1982

G—John MacKenzie, Mass.-Lowell
 D—Paul Lohnes, Mass.-Lowell
 D—Rob Spath, Mass.-Lowell
 F—Chip Grabowski, Plattsburgh St.
 F—Mike Carr, Mass.-Lowell
 F—Ken Kaiser, Mass.-Lowell

1983

G—Dave Burkholder, Rochester Inst.
 D—Mark Burgholzer, Rochester Inst.
 D—Tim Rood, Bemidji St.
 F—Chris Johnstone, Rochester Inst.
 F—Chuck Samar, Rochester Inst.
 F—Paul Donato, Babson

1984

G—Galen Nagle, Bemidji St.
 D—Drey Bradley, Bemidji St.

D—Dave Jerome, Bemidji St.
 F—Joel Otto, Bemidji St.
 F—Eric Gager, Bemidji St.
 F—Tony Del Gaizo, Merrimack

Individual Records

(Note: Records established beginning in 1982 are from eight-team format; records established beginning in 1993 are from two-team format.)

ALL GAMES

GOALS

4—Jon Erickson, Gust. Adolphus (9) vs. St. Scholastica (1), 1982; Jamie Erb, Bemidji St. (10) vs. Mercyhurst (6), 1993.

GOALS, TOURNAMENT

7—Joel Otto, Bemidji St., 1984.

FASTEST GAME-OPENING GOAL

:08—Rick Hjelm, Gust. Adolphus vs. St. Scholastica, 1982.

FASTEST GOAL, START OF PERIOD

:08—Rick Hjelm, Gust. Adolphus vs. St. Scholastica, 1982 (first period).

FASTEST CONSECUTIVE GOALS

:19—Mark Kumpel, Mass.-Lowell vs. Oswego St., 1982 (second period).

FASTEST HAT TRICK

7:01—Eric Fulton, Bemidji St. vs. Mercyhurst, 1995 (third period).

ASSISTS

5—Jim Toomey, Merrimack vs. Lake Forest, 1978.

ASSISTS, TOURNAMENT

8—Drey Bradley, Bemidji St., 1984.

POINTS

6—Jim Toomey, Merrimack vs. Lake Forest, 1978 (1 goal, 5 assists); Lou Martin, Plattsburgh St. vs. Concordia-M'head, 1981 (2 goals, 4 assists).

POINTS, TOURNAMENT

11—Scott Swanson, Gust. Adolphus, 1982 (4 goals, 7 assists).

Won-Lost-Tied Records in Tournament Play

Minigames not included in team's won-lost record.

Team (Years Participated)	Yrs.	Won	Lost	Tied	Pct.	1st	2nd	3rd	4th
Ala.-Huntsville (1994-96-97-98)	4	5	3	0	.625	2	2	0	0
Alas. Fairbanks (1984)	1	0	2	0	.000	0	0	0	0
Babson (1982-83)	2	1	4	1	.250	0	0	0	1
Bemidji St. (1983-84-93-94-95-96-97-98)	8	13	7	0	.650	5	3	0	0
Concordia-M'head (1981)	1	0	2	0	.000	0	0	0	1
Elmira (1978-80)	2	1	3	0	.250	0	1	0	1
Gust. Adolphus (1982-83)	2	4	2	0	.667	0	0	1	0
Ill.-Chicago (1979)	1	1	1	0	.500	0	0	1	0
Lake Forest (1978)	1	1	1	0	.500	0	1	0	0
Mass.-Lowell (1979-80-81-82-83)	5	11	3	0	.786	3	0	2	0
Mercyhurst (1993-95)	2	0	4	0	.000	0	2	0	0
Merrimack (1978-80-82-84)	4	6	6	0	.500	1	1	0	2
Minn. St. Mankato (1978-79-80-81-82-83)	6	6	6	0	.500	1	1	2	0
Norwich (1983)	1	1	1	0	.500	0	0	0	0
Oswego St. (1982-83)	2	1	3	0	.250	0	0	0	0
Plattsburgh St. (1981-82)	2	3	2	1	.583	0	2	0	0
Rochester Inst. (1983)	1	3	1	0	.750	1	0	0	0
St. Michael's (1999)	1	1	0	1	.750	1	0	0	0
St. Scholastica (1982)	1	0	2	0	.000	0	0	0	0
Salem St. (1979)	1	0	2	0	.000	0	0	0	1
Southern N.H. (1984-99)	2	0	3	1	.125	0	1	0	0

All-Time Results

1978 Semifinals: Merrimack 6, Minn. St. Mankato 1; Lake Forest 4, Elmira 1. **Third Place:** Minn. St. Mankato 5, Elmira 3. **Championship:** Merrimack 12, Lake Forest 2.

1979 Semifinals: Minn. St. Mankato 5, Salem St. 3; Mass.-Lowell 10, Ill.-Chicago 6. **Third Place:** Ill.-Chicago 4, Salem St. 3 (ot). **Championship:** Mass.-Lowell 6, Minn. St. Mankato 4.

1980 Semifinals: Elmira 4, Merrimack 1; Minn. St. Mankato 8, Mass.-Lowell 1. **Third Place:** Mass.-Lowell 8, Merrimack 7. **Championship:** Minn. St. Mankato 5, Elmira 2.

1981 Semifinals: Plattsburgh St. 10, Concordia-M'head 4; Mass.-Lowell 8, Minn. St. Mankato 7 (ot). **Third Place:** Minn. St. Mankato 9, Concordia-M'head 7. **Championship:** Mass.-Lowell 5, Plattsburgh St. 4.

(Note: From 1982-84, first-round winners based on two-game, total-goals format.)

1982 First Round: Mass.-Lowell 9, Oswego St. 5; Oswego St. 4, Mass.-Lowell 3 (Mass.-Lowell wins, 12-9).

Plattsburgh St. 4, Babson 3; Plattsburgh St. 1, Babson 1 (Plattsburgh St. wins, 5-4). Merrimack 5, Minn. St. Mankato 3; Merrimack 6, Minn. St. Mankato 4 (Merrimack wins, 11-7). Gust. Adolphus 7, St. Scholastica 4; Gust. Adolphus 9, St. Scholastica 1 (Gust. Adolphus wins, 16-5). **Semifinals:** Mass.-Lowell 4, Merrimack 3; Plattsburgh St. 4, Gust. Adolphus 3. **Third Place:** Gust. Adolphus 8, Merrimack 5. **Championship:** Mass.-Lowell 6, Plattsburgh St. 1.

1983 First Round: Babson 3, Norwich 1; Norwich 2, Babson 1 (ot) (Babson wins, 4-3). Mass.-Lowell 10, Oswego St. 2; Mass.-Lowell 5, Oswego St. 3 (Mass.-Lowell wins, 15-5). Bemidji St. 6, Gust. Adolphus 3; Gust. Adolphus 3, Bemidji St. 2 (Bemidji St. wins, 8-6). Rochester Inst. 6, Minn. St. Mankato 1; Minn. St. Mankato 6, Rochester Inst. 3 (Rochester Inst. wins, 9-7). **Semifinals:** Bemidji St. 3, Babson 1; Rochester Inst. 4, Mass.-Lowell 1. **Third Place:** Mass.-Lowell 5, Babson 3. **Championship:** Rochester Inst. 4, Bemidji St. 2.

1984 First Round: Bemidji St. 9, Alas. Fairbanks 6; Bemidji St. 4, Alas. Fairbanks 2 (Bemidji St. wins, 13-8). Merrimack 4, Southern N.H. 3; Merrimack 5, Southern N.H. 4 (Merrimack wins, 9-7). **Championship:** Bemidji

St. 6, Merrimack 3; Bemidji St. 8, Merrimack 1 (Bemidji St. wins, 14-4).

1993 Championship: Bemidji St. 10, Mercyhurst 6; Bemidji St. 5, Mercyhurst 0 (Bemidji St. wins series, 2-0).

1994 Championship: Ala.-Huntsville 5, Bemidji St. 3; Bemidji St. 2, Ala.-Huntsville 1; Bemidji St. 2, Ala.-Huntsville 1 (minigame [ot]) (Bemidji St. wins series, 2-1).

1995 Championship: Bemidji St. 6, Mercyhurst 2; Bemidji St. 5, Mercyhurst 4 (Bemidji St. wins series, 2-0).

1996 Championship: Ala.-Huntsville 7, Bemidji St. 1; Ala.-Huntsville 3, Bemidji St. 0 (Ala.-Huntsville wins series, 2-0).

1997 Championship: Bemidji St. 3, Ala.-Huntsville 2; Bemidji St. 4, Ala.-Huntsville 2 (Bemidji St. wins series, 2-0).

1998 Championship: Ala.-Huntsville 6, Bemidji St. 2; Ala.-Huntsville 5, Bemidji St. 2 (Ala.-Huntsville wins series, 2-0).

1999 Championship: St. Michael's 4, Southern N.H. 4; St. Michael's 8, Southern N.H. 5 (St. Michael's wins series, 1-0-1).

Ice Hockey

DIVISION III



2006 Championship

Highlights

Panthers Win Third Straight Title: One way to ensure victory in hockey is to ride the momentum of a hot goalie.

Middlebury took that adage to the extreme after goalie Doug Raeder posted a shutout to lead the Panthers to a 3-0 win over St. Norbert in the finals of the Division III Men's Ice Hockey Championship in Elmira, N.Y., March 19.

The victory gave Middlebury its third consecutive national title and eighth overall in the last 12 years. In the last four NCAA final appearances, the Panthers have shut out their opponent — a scoreless streak of 265 minutes and 57 seconds.

Raeder stopped all 22 shots he faced against St. Norbert, which went 0-for-4 on power plays as well.

The Panthers scored in each period of the championship game, receiving goals from Robert MacIntyre, John Sales and Mickey Gilchrist.

MacIntyre opened the scoring just 1:36 into the game with a power-play goal. He scored his third goal of the season after St. Norbert goalie Kyle Jones stopped a shot by Gilchrist. MacIntyre, who was standing at the left side of the net, put in the rebound.

Sales made it 2-0 at 7:15 of the second period, scoring shortly after a power play had expired.

Darwin Hunt received an assist on the play after coming from behind the net to find an open Sales near the top of the crease.

Gilchrist added an empty-netter with 45 seconds left in the game to seal the victory and put an exclamation point on a 31-5-2 season.

St. Norbert ended its season 25-5-2. The Golden Knights outshot Middlebury, 22-21, in the game but couldn't get the puck past Raeder, who registered his second shutout of the season.

St. Norbert goalie Kyle Jones made 18 saves.



Photo by Dick Blume/NCAA Photos

Middlebury won its eighth Division III championship with a 3-0 blanking of St. Norbert in the final.

Results

FIRST ROUND

Wis.-Superior 2, St. Olaf 1
Mass.-Dartmouth 8, Geneseo St. 2

QUARTERFINALS

St. Norbert 8, Wis.-Superior 2
Hobart 3, Norwich 1
Elmira 2, Manhattanville 1 (2 ot)
Middlebury 3, Mass.-Dartmouth 1

SEMIFINALS

MARCH 18 AT ELMIRA

St. Norbert 5, Hobart 4 (ot)

SCORING SUMMARY

Goal No.	Period	Time	Team	Type	Scored By	Assists
1	1st	8:51	St. Norbert	Even Strength	Kurtis Peterson (12)	Marc Belanger (18) Jeff Hazelwood (19) Shawn Houde (4)
2	1st	16:02	Hobart	Even Strength	Jonathan Swift (7)	—
3	1st	17:03	Hobart	Even Strength	Mike McCarthy (10)	William Brame (8)
4	1st	18:37	Hobart	Power Play	Will Bodine (4)	Lonny Forrester (16)
5	2nd	4:47	St. Norbert	Even Strength	Ryan Petersen (7)	Sheldon Wing (16)
6	2nd	14:42	St. Norbert	Even Strength	Connor Hughes (21)	Spencer Carbery (12)
7	3rd	2:59	St. Norbert	Power Play	Jeff Hazelwood (7)	Steven Sleep (10)
8	3rd	7:18	Hobart	Even Strength	Jonathan Swift (8)	Connor Hughes (22)
9	OT	9:27	St. Norbert	Even Strength	Connor Hughes (22)	Troy Boisjoli (14) Conor Bradley (11)

Goals by Period

Team	1	2	3	OT	Total
Hobart	3	0	1	0	4
St. Norbert	1	2	1	1	5

Shots by Period

Team	1	2	3	OT	Total
Hobart	15	4	7	1	27
St. Norbert	12	13	8	10	43

GOALTENDERS

Hobart

No. Player	MIN	GA	EN	1	2	3	OT	Total
29 Keith Longo	69:27	5	0	11	11	7	9	38

St. Norbert

No. Player	MIN	GA	EN	1	2	3	OT	Total
35 Kyle Jones	69:27	4	0	12	4	6	1	23

Win-Kyle Jones (24-3-2). Loss-Keith Longo (12-7-0).

PENALTY SUMMARY

Period	Player	Team	Min.	Penalty	Time	Period	Player	Team	Min.	Penalty	Time
1st	Edward Brzek	Hobart	2	Tripping	1:58 PP	2nd	William Brame	Hobart	2	Holding	9:13 PP
1st	Will Bodine	Hobart	2	Holding	4:29 PP	3rd	Jonathan Swift	Hobart	2	Hooking	2:23 PP
1st	Troy Boisjoli	St. Norbert	2	Holding	12:18 PP	3rd	Jeff Hazelwood	St. Norbert	2	Hooking	8:51 PP
1st	James Switzer	St. Norbert	2	Cross-Checking	18:33 PP	3rd	Will Bodine	Hobart	2	Hooking	17:39
1st	Kurtis Peterson	St. Norbert	2	Tripping	19:56 PP	3rd	Lonny Forrester	St. Norbert	2	Minor Penalty	17:39
2nd	Connor Hughes	St. Norbert	2	Hooking	06:59 PP						

Officials—Referee: Boche; Asst. Ref.: Smith; Asst. Ref.: Reigart
Attendance: 1,373 Start time: 12:30 p.m. End time: 3:16 p.m. Total time: 2:46

Middlebury 2, Elmira 1

SCORING SUMMARY

Goal No.	Period	Time	Team	Type	Scored By	Assists
1	2nd	4:00	Elmira	Power Play	Mark Mazzetti (9)	Tyler Cann (17) Dave McKenna (6) Brett Shirreffs (10) Darwin Hunt (11)
2	2nd	14:42	Middlebury	Even Strength	John Sales (7)	Mickey Gilchrist (25) Robert MacIntyre (22)
3	3rd	18:00	Middlebury	Power Play	Tom Maldonado (7)	

Goals by Period

Team	1	2	3	Total
Middlebury	0	1	1	2
Elmira	0	1	0	1

Shots by Period

Team	1	2	3	Total
Middlebury	10	10	7	27
Elmira	9	12	6	27

GOALTENDERS

Middlebury

No. Player	MIN	GA	EN	1	2	3	Total
31 Doug Raeder	59:57	1	0	9	11	6	26
TM Team	0:03	0	0	0	0	0	0

Elmira

No. Player	MIN	GA	EN	1	2	3	Total
31 Greg Fargo	59:27	2	0	10	9	6	25
TM Team	0:33	0	0	0	0	0	0

Win-Doug Raeder (10-1-1). Loss-Greg Fargo (16-4-2).

PENALTY SUMMARY

Period	Player	Team	Min.	Penalty	Time	Period	Player	Team	Min.	Penalty	Time
1st	Andrew Morris	Elmira	2	Obstruction	6:51 PP	2nd	Tyler Cann	Elmira	2	Hooking	17:18 PP
1st	Mark Mazzetti	Elmira	2	Hitting from Behind	18:27 PP	2nd	Ashton McLean	Elmira	2	Cross-Checking	19:59 PP
2nd	Jamie McKenna	Middlebury	2	Tripping	0:29 PP	3rd	Tyler Cann	Elmira	2	Cross-Checking	6:26 PP
2nd	Jeff Smith	Middlebury	2	Obstruction	2:40 PP	3rd	Leonard Badeau	Middlebury	2	Holding	11:12 PP
2nd	Samuel Driver	Middlebury	2	Elbowing	5:13 PP	3rd	TEAM	Middlebury	2	Too many on ice	12:43 PP
2nd	Randy Campolini	Elmira	2	Minor Penalty	7:55 PP	3rd	Justin Joy	Elmira	2	Cross-Checking	13:48 PP
2nd	Rick D'Elia	Elmira	2	Hitting from Behind	12:40 PP	3rd	Dave McKenna	Elmira	2	Hitting from Behind	17:34 PP
2nd	Ryan Arnone	Elmira	2	Roughing	15:22	3rd	Mickey Gilchrist	Middlebury	2	Hooking	19:13 PP
2nd	Samuel Driver	Middlebury	2	Roughing	15:22						

Officials—Referee: Federico; Asst. Ref.: Parker; Asst. Ref.: Kovaric
Attendance: 2,554 Start time: 4 p.m. End time: 6:25 p.m. Total time: 2:25

CHAMPIONSHIP

MARCH 19 AT ELMIRA

Middlebury 3, St. Norbert 0

SCORING SUMMARY

Goal No.	Period	Time	Team	Type	Scored By	Assists
1	1st	1:36	Middlebury	Power Play	Robert MacIntyre (3)	Mickey Gilchrist (26) Tom Maldonado (15)
2	2nd	7:15	Middlebury	Even Strength	John Sales (8)	Darwin Hunt (12) Eric LaFreniere (15)
3	3rd	19:15	Middlebury	Empty Net	Mickey Gilchrist (24)	Jamie McKenna (24) Robert MacIntyre (23)

Goals by Period

Team	1	2	3	Total
St. Norbert	0	0	0	0
Middlebury	1	1	1	3

Shots by Period

Team	1	2	3	Total
St. Norbert	11	3	8	22
Middlebury	10	7	4	21

GOALTENDERS

St. Norbert

No. Player	MIN	GA	EN	1	2	3	Total
35 Kyle Jones	59:55	2	0	9	6	3	18
TM Team	0:05	0	1	0	0	0	0

Middlebury

No. Player	MIN	GA	EN	1	2	3	Total
31 Doug Raeder	60:00	0	0	11	3	8	22

Win-Doug Raeder (11-1-1). Loss-Kyle Jones (24-4-2).

PENALTY SUMMARY

Period	Player	Team	Min.	Penalty	Time	Period	Player	Team	Min.	Penalty	Time
1st	Kelly Wosnack	St. Norbert	2	Slashing	1:15 PP	2nd	Darwin Hunt	Middlebury	2	Tripping	18:34 PP
1st	Justin Gaines	Middlebury	2	High Sticking	11:31 PP	3rd	Brett Shirreffs	Middlebury	2	Holding	5:28 PP
1st	Scott Bartlett	Middlebury	2	Interference	14:06 PP	3rd	Andrew Derton	St. Norbert	2	Hooking	14:19 PP
1st	Andy Cote	St. Norbert	2	Cross-Checking	18:19	3rd	Tyler Gow	St. Norbert	2	Hitting from Behind	16:20 PP
1st	Leonard Badeau	Middlebury	2	Holding	18:19	3rd	Jeff Smith	Middlebury	2	Roughing	19:44
2nd	Jon Skoog	St. Norbert	2	Cross-Checking	5:04 PP	3rd	Jeremy Mitchell	St. Norbert	2	Roughing	19:44
2nd	Sheldon Wing	St. Norbert	2	Holding	15:29 PP						

Officials—Referee: Boche; Asst. Ref.: Smith; Asst. Ref.: Reigart
 Attendance: 1,474 Start time: 2:07 p.m. End time: 4:26 p.m. Total time: 2:19

History

Team Results

Year	Champion (Record)	Coach	Score	Runner-Up	Site	Championship Game Attendance	Championship Total Attendance
1984	Babson (27-5-1)	Rob Riley	8-0	Union (N.Y.)	Rochester Inst.	1,064	9,226
1985	Rochester Inst. (26-6)	Bruce Delventhal	5-1	Bemidji St.	Union (N.Y.)	2,500	14,557
1986	Bemidji St. (25-9-1)	R.H. Peters	8-5	#Plattsburgh St.	Bemidji St.	2,047	14,592
1987	#Plattsburgh St. (34-6)	Steve Hoar	8-3	Oswego St.	Plattsburgh St.	4,000	17,530
1988	Wis.-River Falls (31-6-1)	Rick Kozuback	7-1, 3-5, 3-0	Elmira	Elmira	4,000	21,723
1989	Wis.-Stevens Point (34-5-2)	Mark Mazzoleni	3-3, 3-2	Rochester Inst.	Rochester Inst.	2,100	19,171
1990	Wis.-Stevens Point (28-4-6)	Mark Mazzoleni	10-1, 3-6, 1-0	Plattsburgh St.	Wis.-Stevens Point	1,200	15,829
1991	Wis.-Stevens Point (27-9)	Mark Mazzoleni	6-2	Minn. St. Mankato	Elmira	—	16,701
1992	Plattsburgh St. (32-2-2)	Bob Emery	7-3	Wis.-Stevens Point	Plattsburgh St.	—	18,932
1993	Wis.-Stevens Point (25-5-2)	Joe Baldarotta	4-3 (ot)	Wis.-River Falls	Maplewood, Minn.	2,878	13,900
1994	Wis.-River Falls (21-8-4)	Dean Talafous	6-4	Wis.-Superior	Wis.-Superior	2,150	10,448
1995	Middlebury (23-2-2)	Bill Beaney	1-0	Fredonia St.	Middlebury	1,700	12,340
1996	Middlebury (26-2-0)	Bill Beaney	3-2	Rochester Inst.	Wis.-River Falls	624	11,876
1997	Middlebury (22-3-2)	Bill Beaney	3-2	Wis.-Superior	Middlebury	1,600	16,850
1998	Middlebury (24-2-2)	Bill Beaney	2-1	Wis.-Stevens Point	Plattsburgh St.	3,015	11,018
1999	Middlebury (21-5-1)	Bill Beaney	5-0	Wis.-Superior	Norwich	4,733	15,621
2000	Norwich (29-2-1)	Mike McShane	2-1	St. Thomas (Minn.)	Wis.-Superior	3,641	16,417
2001	Plattsburgh St. (29-5)	Bob Emery	6-2	Rochester Inst.	Rochester Inst.	2,100	17,675
2002	Wis.-Superior (24-5-5)	Dan Stauber	3-2 (ot)	Norwich	Middlebury	2,600	19,202
2003	Norwich (27-3)	Mike McShane	2-1	Oswego St.	Norwich	3,000	12,609
2004	Middlebury (27-3)	Bill Beaney	1-0 (ot)	St. Norbert	Norwich	2,200	13,490
2005	Middlebury (23-4-3)	Bill Beaney	5-0	St. Thomas (Minn.)	Middlebury	2,165	11,905
2006	Middlebury (26-2-2)	Bill Beaney	3-0	St. Norbert	Elmira	1,474	13,671

#Participation in the tournament vacated by the NCAA Committee on Infractions.

Leading Scorers, Year-by-Year

Year	Player, School	G	A	P
1984	Maurice Montambault, Rochester Inst.	5	5	10
1985	Dave Piromalli, Plattsburgh St.	4	7	11
	Peter DeArmas, Plattsburgh St.	7	4	11
1986	Ritchie Herbert, Rochester Inst.	6	6	12
1987	Chris Panek, Plattsburgh St.	2	7	9
1988	Arron Scott, Wis.-River Falls	6	7	13
1989	Paul Caufield, Wis.-Stevens Point	4	10	14
1990	Ralph Barahona, Wis.-Stevens Point	2	7	9
	Jim Duran, Plattsburgh St.	3	6	9
1991	Paul Caufield, Wis.-Stevens Point	6	4	10
1992	Dan Bates, Salem St.	7	5	12
	Chris Campbell, Wis.-Superior	8	4	12
1993	Steve Moore, Plattsburgh St.	3	8	11
1994	Jeff Lupu, Fredonia St.	6	3	9
1995	Russ Johnson, Wis.-River Falls	4	5	9
1996	Steve Toll, Rochester Inst.	5	4	9
1997	Mike Anatasio, Middlebury	3	3	6
	Mark Spence, Middlebury	3	3	6
1998	Eric Seidel, Plattsburgh St.	5	6	11
1999	Keith Aucoin, Norwich	3	7	10
2000	Steve Aronson, St. Thomas (Minn.)	4	9	13
	Brian Bolif, St. Thomas (Minn.)	3	10	13
2001	Mike Bournazakis, Rochester Inst.	1	8	9
2002	Josh Liebenow, Wis.-Superior	3	5	8
2003	Kurtis McLean, Norwich	1	3	4

Year	Player, School	G	A	P
2004	Kevin Cooper, Middlebury	5	2	7
2005	Dan Krmpotich, St. Thomas (Minn.)	2	3	5
2006	Kyle McCullough, Mass.-Dartmouth	4	2	6

Most Outstanding Player

1984	Paul Donato, f, Babson
1985	Chet Hallice, g, Rochester Inst.
1986	Mike Alexander, f, Bemidji St.
1987	Chris Panek, def, Plattsburgh St.
1988	Not awarded
1989	Shawn Wheeler, f, Wis.-Stevens Point
1990	Paul Caufield, c, Wis.-Stevens Point

Award not presented since 1990.

All-Tournament Teams

Note: Team not named after 1987.

Year	Player, School
1984	G—Keith Houghton, Babson
	D—Joe Thibert, Babson
	D—John MacKenzie, Union (N.Y.)
	F—Ritchie Herbert, Rochester Inst.
	F—Gill Egan, Union (N.Y.)
	F—Russ McKinnon, Babson
	F—Paul Donato, Babson

Year	Player, School
1985	G—Chet Hallice, Rochester Inst.

D—John Hawkins, Rochester Inst.
D—Dave Geatz, Babson
F—Bobby Trowell, Rochester Inst.
F—Peter DeArmas, Plattsburgh St.
F—Jamie Knight, Union (N.Y.)

1986

G—Jim Martin, Bemidji St.
D—*Chris Panek, Plattsburgh St.
D—Dale Rivington, Rochester Inst.
F—Mike Alexander, Bemidji St.
F—Tim Lescarbeau, Bemidji St.
F—Todd Lescarbeau, Bemidji St.

1987

G—*Craig Barnett, Plattsburgh St.
D—*Chris Panek, Plattsburgh St.
D—Peter Wasserman, Oswego St.
F—*Joey Ferras, Plattsburgh St.
F—*Dave Piromalli, Plattsburgh St.
F—Rian Reed, St. Cloud St.

*Participation in championship vacated.

Individual Records

ALL GAMES

GOALS

4—Curt McLeod, St. Thomas (Minn.) vs. Augsburg, 1984; Dave Piromalli, Plattsburgh St. vs. Oswego St., 1987; Chris McGee, Babson vs. Oswego St., 1991; Curt Healey, Norwich vs. Plattsburgh St., 1997.

ASSISTS, BOTH TEAMS

22—Bemidji St. (14) vs. Plattsburgh St. (8), 1986.

POINTS

25—Wis.-Stevens Point vs. Plattsburgh St., 1990 (10 goals, 15 assists).

POINTS, BOTH TEAMS

35—Bemidji St. (8 goals, 14 assists) vs. Plattsburgh St. (5 goals, 8 assists), 1986.

PENALTIES

21—Plattsburgh St. vs. Wis.-Stevens Point, 1990.

PENALTIES, BOTH TEAMS

39—Plattsburgh St. (21) vs. Wis.-Stevens Point (18), 1990.

FEWEST PENALTIES

1—Middlebury vs. Fredonia St., 1995.

FEWEST PENALTIES, BOTH TEAMS

7—Middlebury (1) vs. Fredonia St. (6), 1995; Rochester Inst. (3) vs. Middlebury (4), 1996.

SHOTS ON GOAL

57—Wis.-Stevens Point vs. Plattsburgh St., 1990.

SHOTS ON GOAL, BOTH TEAMS

80—Plattsburgh St. (43) vs. Wis.-Stevens Point (37), 1992 (10 goals).

SHOTS ON GOAL, PERIOD

21—Wis.-Stevens Point vs. Plattsburgh St., 1990 (first).

SHOTS ON GOAL, BOTH TEAMS, PERIOD

31—Wis.-Stevens Point (21) vs. Plattsburgh St. (10), 1990 (first).

FEWEST SHOTS ON GOAL

12—Wis.-Superior vs. Middlebury, 1999.

FEWEST SHOTS ON GOAL, BOTH TEAMS

43—Wis.-Stevens Point (24) vs. Rochester Inst. (19), 1989; St. Norbert (22) vs. Middlebury (21), 2006.

FEWEST SHOTS ON GOAL, PERIOD

1—Plattsburgh St. vs. Wis.-Stevens Point, 1990 (third).

FEWEST SHOTS ON GOAL, BOTH TEAMS, REGULATION PERIOD

9—Wis.-Stevens Point (5) vs. Rochester Inst. (4), 1989 (first).

LONGEST GAME

63:51—Wis.-Stevens Point (4) vs. Wis.-River Falls (3), 1993 (ot).

Won-Lost-Tied Records in Tournament Play

(Note: Minigames not included in team's won-lost record. Third-place games were not played from 1988-90, and from 2002 to the present. In years without a third-place game, both semifinal losers are awarded third place.)

Team (Years Participated)	Yrs.	Won	Lost	Tied	Pct.	1st	2nd	3rd	4th
Amherst (1999).....	1	0	2	0	.000	0	0	0	0
Augsburg (1984-98).....	2	3	4	1	.438	0	0	0	2
Babson (1984-85-86-87-88-89-90-91-92-93).....	10	13	11	6	.533	1	0	4	0
Bemidji St. (1985-86-87-88-89).....	5	11	9	0	.550	1	1	2	1
Bowdoin (1996-2002).....	2	0	4	0	.000	0	0	0	0
Colby (1996).....	1	0	2	0	.000	0	0	0	0
Concordia-M'head (1987-2000).....	2	0	4	0	.000	0	0	0	0
Curry (2005).....	1	0	1	0	.000	0	0	0	0
Elmira (1986-88-90-91-92-93-94-97-2003-06).....	10	10	15	2	.407	0	1	2	1
Fredonia St. (1994-95).....	2	4	3	1	.563	0	1	1	0
Geneseo St. (1990-2005-06).....	3	0	2	2	.250	0	0	0	0
Gust. Adolphus (1990-91-93).....	3	0	4	2	.167	0	0	0	0
Hobart (2004-06).....	2	1	2	0	.333	0	0	1	0
Lake Forest (1991).....	1	0	2	0	.000	0	0	0	0
Lebanon Valley (2001).....	1	0	2	0	.000	0	0	0	0
Manhattanville (2005-06).....	2	0	2	0	.000	0	0	0	0
Mass.-Dartmouth (2006).....	1	1	1	0	.500	0	0	0	0
Mercyhurst (1991).....	1	1	1	0	.500	0	0	0	0
Middlebury (1995-96-97-98-99-2000-01-02-03-04-05-06).....	12	31	5	2	.842	8	0	2	0
Minn. St. Mankato (1985-86-90-91-92).....	5	5	8	3	.406	0	1	1	1
New England Col. (1984-2001-05).....	3	1	4	1	.250	0	0	1	0
Norwich (1987-97-99-2000-02-03-04-06).....	8	15	7	2	.667	2	1	2	1
Oswego St. (1984-87-88-89-91-98-2003).....	7	5	12	0	.294	0	2	0	0
*Plattsburgh St. (1985-86-87-88-90-92-93-95-97-98-99-2000-01-02-04).....	15	19	15	8	.548	2	1	4	2
Potsdam St. (1996).....	1	0	2	0	.000	0	0	0	0
Rochester Inst. (1984-85-86-89-94-96-97-98-99-2000-01-02).....	12	22	15	4	.585	1	3	2	1
St. Cloud St. (1987).....	1	2	2	0	.500	0	0	1	0
St. John's (Minn.) (1996-97-2001-03-05).....	5	2	7	1	.250	0	0	1	0
St. Mary's (Minn.) (1989-95).....	2	0	4	0	.000	0	0	0	0
St. Norbert (1997-98-99-2002-03-04-05-06).....	8	8	8	1	.500	0	2	1	0
St. Olaf (2006).....	1	0	1	0	.000	0	0	0	0
St. Thomas (Minn.) (1984-85-86-88-90-92-94-99-2000-02-04-05).....	12	8	15	4	.370	0	2	0	0
Salem St. (1985-87-92-93-94-95).....	6	6	9	1	.406	0	0	1	1
Trinity (Conn.) (2003-05).....	2	1	2	0	.333	0	0	1	0
Union (N.Y.) (1984-85-86-89).....	4	4	7	1	.375	0	1	1	0
Wentworth Inst. (2000-02-03-04).....	4	0	6	0	.000	0	0	0	0
Wis.-Eau Claire (1989).....	1	0	2	0	.000	0	0	0	0
Wis.-River Falls (1984-88-93-94-95-96-98-2001-03-04).....	10	22	11	0	.667	2	1	2	1
Wis.-Stevens Point (1988-89-90-91-92-93-94-95-98).....	9	19	12	3	.614	4	2	0	0
Wis.-Superior (1992-93-94-95-96-97-99-2000-01-02-06).....	11	23	15	3	.598	1	3	1	4

*Record adjusted by the NCAA Committee on Infractions.

All-Time Results

(Note: In 1984 and 1985, first-round series based on two-games, total-goals format)

1984 First Round: Augsburg 8, St. Thomas (Minn.) 7; Augsburg 5, St. Thomas (Minn.) 5 (ot) (Augsburg wins, 13-12). Babson 4, New England Col. 3; Babson 2, New England Col. 2 (ot) (Babson wins, 6-5). Rochester Inst. 13, Oswego St. 2; Rochester Inst. 10, Oswego St. 1 (Rochester Inst. wins, 23-3). Union (N.Y.) 4, Wis.-River Falls 0; Wis.-River Falls 6, Union (N.Y.) 4 (Union wins, 8-6). **Semifinals:** Babson 7, Augsburg 2; Union (N.Y.) 5,

Rochester Inst. 4 (4 ot). **Third Place:** Rochester Inst. 10, Augsburg 1. **Championship:** Babson 8, Union (N.Y.) 0.

1985 First Round: Union (N.Y.) 5, Babson 1; Babson 3, Union (N.Y.) 2 (Union wins, 7-4). Rochester Inst. 5, St. Thomas (Minn.) 4; Rochester Inst. 5, St. Thomas (Minn.) 2 (Rochester Inst. wins, 10-6). Plattsburgh St. 6, Salem St. 1; Plattsburgh St. 4, Salem St. 2 (Plattsburgh St. wins, 10-3). Minn. St. Mankato 4, Bemidji St. 2; Bemidji St. 9, Minn. St. Mankato 2 (Bemidji St. wins, 11-6). **Semifinals:** Rochester Inst. 3, Union (N.Y.) 2; Bemidji St. 8, Plattsburgh St. 7 (3 ot). **Third Place:** Union (N.Y.) 9,

Plattsburgh St. 6. **Championship:** Rochester Inst. 5, Bemidji St. 1.

(Note: From 1986-01, first-round series tied after two games were decided by a minigame.)

1986 First Round: Minn. St. Mankato 6, St. Thomas (Minn.) 5; St. Thomas (Minn.) 6, Minn. St. Mankato 1; Minn. St. Mankato 2, St. Thomas (Minn.) 0 (minigame). *Plattsburgh St. 7, Babson 5; Babson 8, *Plattsburgh St. 5; *Plattsburgh St. 3, Babson 1 (minigame). Bemidji St. 4, Elmira 2; Elmira 5, Bemidji St. 3; Bemidji St. 3, Elmira 0 (minigame). Rochester Inst. 4, Union (N.Y.) 1; Rochester Inst. 8, Union (N.Y.) 7. **Semifinals:** *Plattsburgh St. 7,

Minn. St. Mankato 5; Bemidji St. 4, Rochester Inst. 3 (ot). **Third Place:** Rochester Inst. 6, Minn. St. Mankato 0. **Championship:** Bemidji St. 8, *Plattsburgh St. 5.

**Plattsburgh State's participation in the 1986 tournament vacated by the NCAA Committee on Infractions.*

1987 First Round: *Plattsburgh St. 6, Norwich 2; Norwich 4, *Plattsburgh St. 3; *Plattsburgh St. 2, Norwich 1 (minigame [ot]). Bemidji St. 3, Concordia-M'head 1; Bemidji St. 8, Concordia-M'head 6. Oswego St. 3, Babson 2; Babson 2, Oswego St. 1; Oswego St. 1, Babson 0 (minigame). Salem St. 8, St. Cloud St. 4; St. Cloud St. 3, Salem St. 2 (ot); St. Cloud St. 2, Salem St. 1 (minigame). **Semifinals:** *Plattsburgh St. 7, Bemidji St. 4; Oswego St. 5, St. Cloud St. 2. **Third Place:** St. Cloud St. 6, Bemidji St. 4. **Championship:** *Plattsburgh St. 8, Oswego St. 3.

**Plattsburgh State's participation in the 1987 tournament vacated by the NCAA Committee on Infractions.*

(Note: From 1988-90, semifinal and championship series tied after two games were decided by a minigame.)

1988 First Round: Elmira 6, Oswego St. 3; Elmira 10, Oswego St. 2. Babson 5, *Plattsburgh St. 2; *Plattsburgh St. 3, Babson 2; Babson 1, *Plattsburgh St. 0 (minigame). Wis.-River Falls 6, Wis.-Stevens Point 5; Wis.-River Falls 9, Wis.-Stevens Point 5. Bemidji St. 5, St. Thomas (Minn.) 1; Bemidji St. 3, St. Thomas (Minn.) 1. **Semifinals:** Babson 4, Elmira 3; Elmira 9, Babson 1; Elmira 2, Babson 1 (minigame [ot]). Wis.-River Falls 6, Bemidji St. 4; Wis.-River Falls 5, Bemidji St. 3. **Championship:** Wis.-River Falls 7, Elmira 1; Elmira 5, Wis.-River Falls 3; Wis.-River Falls 3, Elmira 0 (minigame).

**Plattsburgh State's participation in the 1988 tournament vacated by the NCAA Committee on Infractions.*

1989 First Round: Oswego St. 7, Rochester Inst. 5; Rochester Inst. 5, Oswego St. 2; Rochester Inst. 4, Oswego St. 1 (minigame). Babson 1, Union (N.Y.) 1; Babson 3, Union (N.Y.) 2. Wis.-Stevens Point 5, Wis.-Eau Claire 2; Wis.-Stevens Point 5, Wis.-Eau Claire 3. Bemidji St. 5, St. Mary's (Minn.) 4; Bemidji St. 7, St. Mary's (Minn.) 2. **Semifinals:** Rochester Inst. 6, Babson 2; Rochester Inst. 7, Babson 5. Wis.-Stevens Point 11, Bemidji St. 0; Wis.-Stevens Point 6, Bemidji St. 3. **Championship:** Wis.-Stevens Point 3, Rochester Inst. 3; Wis.-Stevens Point 3, Rochester Inst. 2.

1990 First Round: Elmira 5, Plattsburgh St. 2; Plattsburgh St. 4, Elmira 2; Plattsburgh St. 1, Elmira 0 (minigame). Babson 3, Geneseo St. 3; Babson 1, Geneseo St. 1; Babson 1, Geneseo St. 0 (minigame). Wis.-Stevens Point 4, St. Thomas (Minn.) 4; Wis.-Stevens Point 3, St. Thomas (Minn.) 0. Minn. St. Mankato 4, Gust. Adolphus 1; Minn. St. Mankato 2, Gust. Adolphus 2. **Semifinals:** Plattsburgh St. 4, Babson 4; Plattsburgh St. 4, Babson 4; Plattsburgh St. 2, Babson 1 (minigame). Wis.-Stevens Point 5, Minn. St. Mankato 4; Wis.-Stevens Point 3, Minn. St. Mankato 3. **Championship:** Wis.-Stevens Point 10, Plattsburgh St. 1; Plattsburgh St. 6, Wis.-Stevens Point 3; Wis.-Stevens Point 1, Plattsburgh St. 0 (minigame).

1991 First Round: Wis.-Stevens Point 9, Lake Forest 1; Wis.-Stevens Point 6, Lake Forest 3. Babson 4, Oswego St. 1; Babson 10, Oswego St. 4. Mercyhurst 5, Elmira 4; Elmira 7, Mercyhurst 6; Elmira 2, Mercyhurst 1 (minigame [ot]). Minn. St. Mankato 4, Gust. Adolphus 4; Minn. St. Mankato 7, Gust. Adolphus 2. **Semifinals:** Wis.-Stevens Point 5, Babson 2; Minn. St. Mankato 7, Elmira 3. **Third Place:** Babson 3, Elmira 2. **Championship:** Wis.-Stevens Point 6, Minn. St. Mankato 2.

1992 First Round: Plattsburgh St. 3, Elmira 1; Plattsburgh St. 8, Elmira 1. Wis.-Superior 8, Minn. St.

Mankato 7; Wis.-Superior 4, Minn. St. Mankato 3. Salem St. 6, Babson 4; Babson 4, Salem St. 3; Salem St. 3, Babson 0 (minigame). St. Thomas (Minn.) 4, Wis.-Stevens Point 3; Wis.-Stevens Point 4, St. Thomas (Minn.) 2; Wis.-Stevens Point 1, St. Thomas (Minn.) 0 (minigame). **Semifinals:** Plattsburgh St. 8, Wis.-Superior 5; Wis.-Stevens Point 12, Salem St. 7. **Third Place:** Salem St. 7, Wis.-Superior 6 (ot). **Championship:** Plattsburgh St. 7, Wis.-Stevens Point 3.

1993 First Round: Plattsburgh St. 5, Babson 2; Plattsburgh St. 9, Babson 4. Wis.-River Falls 5, Gust. Adolphus 2; Wis.-River Falls 4, Gust. Adolphus 2. Salem St. 6, Elmira 2; Elmira 10, Salem St. 4; Elmira 4, Salem St. 0 (minigame). Wis.-Stevens Point 5, Wis.-Superior 3; Wis.-Superior 8, Wis.-Stevens Point 3; Wis.-Stevens Point 2, Wis.-Superior 0 (minigame). **Semifinals:** Wis.-River Falls 4, Plattsburgh St. 2; Wis.-Stevens Point 7, Elmira 2. **Third Place:** Elmira 8, Plattsburgh St. 3. **Championship:** Wis.-Stevens Point 4, Wis.-River Falls 3 (ot).

1994 First Round: Fredonia St. 3, Rochester Inst. 3; Fredonia St. 7, Rochester Inst. 0. Wis.-River Falls 4, Wis.-Stevens Point 2; Wis.-River Falls 4, Wis.-Stevens Point 3. Salem St. 6, Elmira 4; Salem St. 4, Elmira 4. Wis.-Superior 3, St. Thomas (Minn.) 3; Wis.-Superior 5, St. Thomas (Minn.) 1. **Semifinals:** Wis.-River Falls 4, Fredonia St. 3; Wis.-Superior 3, Salem St. 2 (ot). **Third Place:** Fredonia St. 7, Salem St. 4. **Championship:** Wis.-River Falls 6, Wis.-Superior 4.

1995 First Round: Fredonia St. 8, Salem St. 2; Salem St. 8, Fredonia St. 3; Fredonia St. 3, Salem St. 0 (minigame). Wis.-Superior 8, Wis.-Stevens Point 4; Wis.-Superior 5, Wis.-Stevens Point 2. Middlebury 3, Plattsburgh St. 2; Middlebury 6, Plattsburgh St. 1. Wis.-River Falls 5, St. Mary's (Minn.) 1; Wis.-River Falls 5, St. Mary's (Minn.) 3. **Semifinals:** Fredonia St. 4, Wis.-Superior 3; Middlebury 3, Wis.-River Falls 1. **Third Place:** Wis.-River Falls 6, Wis.-Superior 5 (ot). **Championship:** Middlebury 1, Fredonia St. 0.

1996 First Round: Middlebury 2, Colby 1; Middlebury 5, Colby 1. Wis.-Superior 6, St. John's (Minn.) 5; Wis.-Superior 7, St. John's (Minn.) 2. Wis.-River Falls 7, Bowdoin 1; Wis.-River Falls 7, Bowdoin 3. Rochester Inst. 6, Potsdam St. 3; Rochester Inst. 5, Potsdam St. 3. **Semifinals:** Middlebury 4, Wis.-Superior 3; Rochester Inst. 2, Wis.-River Falls 1. **Third Place:** Wis.-River Falls 8, Wis.-Superior 2. **Championship:** Middlebury 3, Rochester Inst. 2.

1997 First Round: Norwich 3, Plattsburgh St. 3; Norwich 5, Plattsburgh St. 2. St. Norbert 2, Wis.-Superior 0; Wis.-Superior 4, St. Norbert 1; Wis.-Superior 1, St. Norbert 0 (minigame). St. John's (Minn.) 2, Elmira 2; St. John's (Minn.) 4, Elmira 2. Middlebury 6, Rochester Inst. 4; Middlebury 6, Rochester Inst. 3. **Semifinals:** Wis.-Superior 2, Norwich 1 (2 ot); Middlebury 4, St. John's (Minn.) 1. **Third Place:** St. John's (Minn.) 4, Norwich 3. **Championship:** Middlebury 3, Wis.-Superior 2.

1998 First Round: Middlebury 5, Oswego St. 1; Middlebury 6, Oswego St. 3. Plattsburgh St. 6, Rochester Inst. 3; Rochester Inst. 3, Plattsburgh St. 2; Plattsburgh St. 2, Rochester Inst. 0 (minigame). Augsburg 3, Wis.-River Falls 2; Augsburg 4, Wis.-River Falls 3. St. Norbert 3, Wis.-Stevens Point 1; Wis.-Stevens Point 2, St. Norbert 1; Wis.-Stevens Point 2, St. Norbert 0 (minigame). **Semifinals:** Middlebury 5, Augsburg 2; Wis.-Stevens Point 8, Plattsburgh St. 2. **Third Place:** Plattsburgh St. 9, Augsburg 5. **Championship:** Middlebury 2, Wis.-Stevens Point 1.

1999 First Round: St. Norbert 4, Middlebury 2; Middlebury 6, St. Norbert 3; Middlebury 2, St. Norbert 0.

(minigame). Rochester Inst. 7, Amherst 2; Rochester Inst. 6, Amherst 2. Wis.-Superior 5, St. Thomas (Minn.) 5; Wis.-Superior 4, St. Thomas (Minn.) 3. Norwich 4, Plattsburgh St. 4; Norwich 3, Plattsburgh St. 2. **Semifinals:** Middlebury 9, Rochester Inst. 3; Wis.-Superior 4, Norwich 2. **Third Place:** Norwich 9, Rochester Inst. 2. **Championship:** Middlebury 5, Wis.-Superior 0.

2000 First Round: Norwich 4, Rochester Inst. 1; Norwich 5, Rochester Inst. 1. Wis.-Superior 3, Concordia-M'head 2; Wis.-Superior 4, Concordia-M'head 1. St. Thomas (Minn.) 6, Wentworth Inst. 0; St. Thomas (Minn.) 10, Wentworth Inst. 3. Middlebury 1, Plattsburgh St. 1; Middlebury 4, Plattsburgh St. 4; Plattsburgh St. 1, Middlebury 0 (minigame). **Semifinals:** Norwich 5, Wis.-Superior 4 (ot); St. Thomas (Minn.) 7, Plattsburgh St. 1. **Third Place:** Plattsburgh St. 2, Wis.-Superior 0. **Championship:** Norwich 2, St. Thomas (Minn.) 1.

2001 First Round: Rochester Inst. 8, Lebanon Valley 1; Rochester Inst. 10, Lebanon Valley 2. Wis.-River Falls 8, New England Col. 1; Wis.-River Falls 2, New England Col. 1. Wis.-Superior 5, St. John's (Minn.) 4; Wis.-Superior 4, St. John's (Minn.) 0. Plattsburgh St. 3, Middlebury 1; Plattsburgh St. 5, Middlebury 2. **Semifinals:** Plattsburgh St. 5, Wis.-Superior 3; Rochester Inst. 5, Wis.-River Falls 2. **Third Place:** Wis.-Superior 3, Wis.-River Falls 1. **Championship:** Plattsburgh St. 6, Rochester Inst. 2.

(Note: In 2002, quarterfinal series tied after two games were decided by a minigame.)

2002 First Round: Wis.-Superior 2, St. Thomas (Minn.) 1. **Quarterfinal series:** Rochester Inst. 4, Plattsburgh St. 4 (ot); Rochester Inst. 2, Plattsburgh St. 2 (ot); Plattsburgh St. 1, Rochester Inst. 0 (minigame). Norwich 3, Bowdoin 0; Norwich 7, Bowdoin 0. Middlebury 6, Wentworth Inst. 0; Middlebury 9, Wentworth Inst. 0. St. Norbert 4, Wis.-Superior 4 (ot); Wis.-Superior 4, St. Norbert 2. **Semifinals:** Norwich 5, Middlebury 2; Wis.-Superior 5, Plattsburgh St. 0. **Championship:** Wis.-Superior 3, Norwich 2 (ot).

(Note: From 2003 to the present, single-elimination format has been used.)

2003 First Round: Wis.-River Falls 2, St. John's (Minn.) 0. **Quarterfinals:** Middlebury 5, Elmira 1; Oswego St. 4, Wentworth Inst. 3; St. Norbert 5, Wis.-River Falls 2; Norwich 5, Trinity (Conn.) 4. **Semifinals:** Oswego St. 6, Middlebury 0; Norwich 6, St. Norbert 3. **Championship:** Norwich 2, Oswego St. 1.

2004 First Round: Wis.-River Falls 3, St. Thomas (Minn.) 2 (ot). **Quarterfinals:** Middlebury 9, Wentworth Inst. 1; Norwich 9, Hobart 5; Plattsburgh St. 5, Curry 4 (ot); St. Norbert 3, Wis.-River Falls 0. **Semifinals:** Middlebury 3, Norwich 2 (2 ot); St. Norbert 4, Plattsburgh St. 1. **Championship:** Middlebury 1, St. Norbert 0 (ot).

2005 First Round: St. Thomas (Minn.) 4, St. John's (Minn.) 1. **Quarterfinals:** St. Thomas (Minn.) 3, St. Norbert 2; Trinity (Conn.) 4, Geneseo St. 0; Middlebury 6, Curry 0; New England Col. 4, Manhattanville 2. **Semifinals:** St. Thomas (Minn.) 4, Trinity (Conn.) 1; Middlebury 5, New England Col. 2. **Championship:** Middlebury 5, St. Thomas (Minn.) 0.

2006 First Round: Wis.-Superior 2, St. Olaf 1; Mass.-Dartmouth 8, Geneseo St. 2. **Quarterfinals:** St. Norbert 8, Wis.-Superior 2; Hobart 3, Norwich 1; Elmira 2, Manhattanville 1 (2 ot); Middlebury 3, Mass.-Dartmouth 1. **Semifinals:** St. Norbert 5, Hobart 4 (ot); Middlebury 2, Elmira 1. **Championship:** Middlebury 3, St. Norbert 0.

Men's Award Winners

Division I Awards	66
Division III Awards	71
Special Awards	76



Division I Awards

AHCA All-America Teams

The American Hockey Coaches Association (AHCA) Division I and III all-America teams have been selected by the AHCA Awards Committee since 1954.

2006

East First Team

Cory Schneider, So., Boston College
Peter Harrold, Sr., Boston College
Dan Spang, Sr., Boston U.
Chris Collins, Sr., Boston College
Greg Moore, Sr., Maine
T.J. Trevelyan, Sr., St. Lawrence

West First Team

Brian Elliott, Jr., Wisconsin
Matt Carle, Jr., Denver
Andy Greene, Sr., Miami (Ohio)
Scott Parse, Jr., Neb.-Omaha
Ryan Patulny, Jr., Minnesota
Brett Sterling, Sr., Colorado Col.

East Second Team

John Curry, Jr., Boston U.
Reid Cashman, Jr., Quinnipiac
Brian Yandle, Sr., New Hampshire
Brian Boyle, Jr., Boston College
Michel Leveille, Sr., Maine
Mike Ouellette, Sr., Dartmouth

West Second Team

Bobby Goepfert, Jr., St. Cloud St.
Tom Gilbert, Sr., Wisconsin
Nathan Oystriick, Sr., Northern Mich.
David Backes, Jr., Minn. St. Mankato
Joe Pavelski, So., Wisconsin
Paul Stastny, So., Denver

2005

East First Team

David McKee, So., Cornell
Andrew Alberts, Sr., Boston College
Noah Welch, Sr., Harvard
Sean Collins, Sr., New Hampshire
Patrick Eaves, Jr., Boston College
Jason Guerriero, Sr., Northeastern

West First Team

Curtis McElhinney, Sr., Colorado Col.
Matt Carle, So., Denver
Mark Stuart, Jr., Colorado Col.
T.J. Hensick, So., Michigan
Marty Sertich, Jr., Colorado Col.
Brett Sterling, Jr., Colorado Col.

East Second Team

Dov Grumet-Morris, Sr., Harvard
Charlie Cook, Sr., Cornell
Brian Yandle, Jr., New Hampshire
Matt Moulson, Jr., Cornell



Photo by Michael York/University of Maine

Greg Moore, a senior forward at Maine, earned 2006 AHCA East first-team all-America honors.

Ryan Shannon, Sr., Boston College
Lee Stempniak, Sr., Dartmouth

West Second Team

Tuomas Tarkki, Sr., Northern Mich.
Andy Greene, Jr., Miami (Ohio)
Brett Skinner, Jr., Denver
Gabe Gauthier, Jr., Denver
Colin Murphy, Sr., Michigan Tech
Jeff Tambellini, Jr., Michigan

2004

East First Team

Yann Danis, Sr., Brown
Andrew Alberts, Jr., Boston College
Thomas Pock, Sr., Massachusetts
Steve Saviano, Sr., New Hampshire
Lee Stempniak, Jr., Dartmouth
Tony Voce, Sr., Boston College

West First Team

Bernd Bruckler, Jr., Wisconsin
Keith Ballard, Jr., Minnesota
Ryan Caldwell, Sr., Denver
Brandon Bochenski, Jr., North Dakota
Junior Lessard, Sr., Minn. Duluth
Zach Parise, So., North Dakota

East Second Team

Jim Howard, So., Maine
Prestin Ryan, Sr., Maine
Stephen Wood, Sr., Providence
Patrick Eaves, So., Providence
Todd Jackson, Sr., Maine
Ryan Shannon, Jr., Boston College
Colin Shields, Sr., Maine

West Second Team

Al Montoya, So., Michigan
Beau Geisler, Sr., Minn. Duluth
A.J. Thelan, Fr., Michigan St.
Derek Edwardson, Sr., Miami (Ohio)
Jim Slater, Jr., Michigan St.
Thomas Vanek, So., Minnesota

2003

East First Team

David LeNeveu, So., Cornell
Freddy Meyer, Sr., Boston U.
Doug Murray, Sr., Cornell
Ben Eaves, Jr., Boston College
Chris Higgins, So., Yale
Dominic Moore, Sr., Harvard

West First Team

Mike Brown, So., Ferris St.
John-Michael Liles, Sr., Michigan St.
Tom Preissing, Sr., Colorado Col.
Noah Clarke, Sr., Colorado Col.
Chris Kunitz, Sr., Ferris St.
Peter Sejna, Jr., Colorado Col.

East Second Team

Mike Ayers, Jr., New Hampshire
J.D. Forrest, Jr., Boston College
Noah Welch, So., Harvard
Stephen Baby, Sr., Cornell
Lanny Gare, Sr., New Hampshire
Colin Hemingway, Sr., New Hampshire

West Second Team

Curtis McElhinney, So., Colorado Col.
Brad Fast, Sr., Michigan St.
Paul Martin, Jr., Minnesota
Shane Joseph, Jr., Minn. St. Mankato
Grant Stevenson, So., Minn. St. Mankato
R.J. Umberger, Jr., Ohio St.

2002

East First Team

Matt Underhill, Sr., Cornell
Jim Fahey, Sr., Northeastern
Doug Murray, Jr., Cornell
Marc Cavosie, Jr., Rensselaer
Darren Haydar, Sr., New Hampshire
Colin Hemingway, Jr., New Hampshire

West First Team

Ryan Miller, Jr., Michigan St.
Mike Komisarek, So., Michigan
Jordan Leopold, Sr., Minnesota
Mike Cammalleri, Jr., Michigan

Mark Hartigan, Sr., St. Cloud St.
John Pohl, Sr., Minnesota

East Second Team

Yann Danis, So., Brown
Chris Dymont, Sr., Boston U.
Peter Metcalf, Sr., Maine
Niko Dimitrakos, Sr., Maine
Ben Eaves, So., Boston College
Matt Murley, Sr., Rensselaer

West Second Team

Wade Dubielewicz, Jr., Denver
Andrew Hutchinson, Sr., Michigan St.
John-Michael Liles, Jr., Michigan St.
Greg Zanon, Jr., Neb.-Omaha
Rob Collins, Sr., Ferris St.
Mark Cullen, Sr., Colorado Col.
Jeff Hoggan, Sr., Neb.-Omaha

2001

East First Team

Ty Conklin, Sr., New Hampshire
Bobby Allen, Sr., Boston College
Kent Huskins, Sr., Clarkson
Erik Anderson, Sr., St. Lawrence
Brian Gionta, Sr., Boston College
Jeff Hamilton, Sr., Yale

West First Team

Ryan Miller, So., Michigan St.
Jordan Leopold, Jr., Minnesota
Travis Roche, So., North Dakota
Dany Heatley, So., Wisconsin
Andy Hilbert, So., Michigan
Jeff Panzer, Sr., North Dakota

East Second Team

Nolan Schaefer, So., Providence
Matt Desrosiers, Sr., St. Lawrence
Ron Hainsey, So., Mass.-Lowell
Carl Corazzini, Sr., Boston U.
Krys Kolanos, So., Boston College
Devin Rask, So., Providence

West Second Team

Scott Meyer, Sr., St. Cloud St.
Jeff Jillson, Jr., Michigan
Greg Zanon, So., Neb.-Omaha
Mike Bishai, Jr., Western Mich.
Mike Cammalleri, So., Michigan
Mark Cullen, Jr., Colorado Col.
Bryan Lundbohm, Jr., North Dakota

2000

East First Team

Joel Laing, Sr., Rensselaer
Justin Harney, Sr., St. Lawrence
Mike Mottau, Sr., Boston College
Brian Gionta, Jr., Boston College
Andy McDonald, Sr., Colgate
Jeff Farkas, Sr., Boston College

West First Team

Karl Goehring, Jr., North Dakota
Jeff Dessner, Jr., Wisconsin
Jeff Jillson, So., Michigan
Shawn Horcoff, Sr., Michigan St.
Jeff Panzer, Jr., North Dakota
Steve Reinprecht, Sr., Wisconsin

East Second Team

Ty Conklin, Jr., New Hampshire
Chris Dymont, So., Boston U.
Brian Pothier, Sr., Rensselaer
Brandon Dietrich, So., St. Lawrence
Cory Larose, Sr., Maine
Brad Tapper, Jr., Rensselaer

West Second Team

Jayme Platt, Jr., Lake Superior St.
Mike Pudlick, So., St. Cloud St.
Mike Weaver, Sr., Michigan St.
Mike Comrie, So., Michigan
Lee Goren, Sr., North Dakota
Dany Heatley, Fr., Wisconsin

1999

East First Team

Eric Heffler, Sr., St. Lawrence
David Cullen, Sr., Maine
Mike Mottau, Jr., Boston College

Brian Gionta, So., Boston College
Steve Kariya, Sr., Maine
Jason Krog, Sr., New Hampshire

West First Team

Joe Blackburn, So., Michigan St.
Scott Swanson, Sr., Colorado Col.
Brad Williamson, Sr., North Dakota
Jason Blake, Sr., North Dakota
Brian Swanson, Sr., Colorado Col.
Mike York, Sr., Michigan St.

East Second Team

Michel Larocque, Sr., Boston U.
Jayme Filipowicz, Jr., New Hampshire
Willie Mitchell, So., Clarkson
Erik Cole, So., Clarkson
Jeff Hamilton, Jr., Yale
Rejean Stringer, Sr., Merrimack

West Second Team

Jeff Maund, So., Ohio St.
Benoit Cotnoir, Sr., Notre Dame
Mike Weaver, Jr., Michigan St.
Hugo Boisvert, Jr., Ohio St.
Paul Comrie, Sr., Denver
Jay Panzer, Sr., North Dakota

1998

East First Team

Marc Robitaille – Northeastern
Ray Giroux – Yale
Tom Poti – Boston U.
Chris Drury – Boston U.
Mark Mowers – New Hampshire
Marty Reasoner – Boston College

West First Team

Chad Alban – Michigan St.
Dan Boyle – Miami (Ohio)
Curtis Murphy – North Dakota
Hugo Boisvert – Ohio St.
Bill Muckalt – Michigan
Mike York – Michigan St.

East Second Team

Alex Westlund – Yale
Chris Kelleher – Boston
Mike Mottau – Boston College
Steve Shirreffs – Princeton
Brian Gionta – Boston College
Jeff Hamilton – Yale
Eric Healey – Rensselaer

West Second Team

Karl Goehring – North Dakota
Calvin Elfring – Colorado Col.
Tyler Harlton – Michigan St.
Sean Berens – Michigan St.
Jason Blake – North Dakota
Brian Swanson – Colorado Col.

1997

East First Team

Trevor Koening – Union (N.Y.)
Jon Coleman – Boston U.
Matt Pagnutti – Clarkson
Chris Drury – Boston U.
Todd White – Clarkson
Martin St. Louis – Vermont

West First Team

Marty Turco – Michigan
Dan Boyle – Miami (Ohio)
Mike Crowley – Minnesota
Randy Robitaille – Miami (Ohio)
Brendan Morrison – Michigan
John Madden – Michigan

East Second Team

Dan Murphy – Clarkson
Chris Kelleher – Boston U.
Tim Murray – New Hampshire
Mike Harder – Colgate
Eric Healey – Rensselaer
Jason Krog – New Hampshire

West Second Team

Kirk Daubenspeck – Wisconsin
Andy Roach – Ferris St.
Curtis Murphy – North Dakota
Jason Botterill – Michigan
David Hoogsteen – North Dakota
Mark Parrish – St. Cloud St.

1996**East First Team**

Tim Thomas – Vermont
 Jeff Tory – Maine
 Dan McGillis – Northeastern
 Jay Pandolfo – Boston U.
 Eric Perrin – Vermont
 Martin St. Louis – Vermont

West First Team

Ryan Bach – Colorado Col.
 Keith Aldridge – Lake Superior St.
 Mike Crowley – Minnesota
 Peter Geronazzo – Colorado Col.
 Brendan Morrison – Michigan
 Brian Bonin – Minnesota

East Second Team

Dan Murphy – Clarkson
 Jon Coleman – Boston U.
 Brad Dexter – Colgate
 Chris Drury – Boston U.
 Todd White – Clarkson
 Burke Murphy – St. Lawrence

West Second Team

Marc Magliarditi – Western Mich.
 Andy Roach – Ferris St.
 Dan Trebil – Minnesota
 Sean Tallaire – Lake Superior St.
 Kevin Hilton – Michigan
 Teeder Wynne – North Dakota

1995**East First Team**

Blair Allison – Maine
 Brian Mueller – Clarkson
 Chris Imes – Maine
 Mike Grier – Boston U.
 Greg Bullock – Mass.-Lowell
 Martin St. Louis – Vermont

West First Team

Charles Thuss – Miami (Ohio)
 Kelly Perrault – Bowling Green
 Brian Rafalski – Wisconsin
 Brian Holzinger – Bowling Green
 Brendan Morrison – Michigan
 Brian Bonin – Minnesota

East Second Team

Tim Thomas – Vermont
 Kaj Linna – Boston U.
 Jeff Tory – Maine
 Chris O'Sullivan – Boston U.
 Marko Tuomainen – Clarkson
 Chad Quenneville – Providence

West Second Team

Ryan Bach – Colorado Col.
 Kent Fearn – Colorado Col.
 Keith Aldridge – Lake Superior St.
 Jay McNeill – Colorado Col.
 Mike Knuble – Michigan
 Anson Carter – Michigan St.

1994**East First Team**

Dwayne Roloson – Mass.-Lowell
 Brian Mueller – Clarkson
 Sean McCann – Harvard
 Mike Pomichter – Boston U.
 Craig Conroy – Clarkson
 Steve Martins – Harvard

West First Team

Jamie Ram – Michigan Tech
 Shawn Reid – Colorado Col.
 John Gruden – Ferris St.
 David Oliver – Michigan
 Brian Wiseman – Michigan
 Chris Marinucci – Minn. Duluth

East Second Team

J.P. McKersie – Boston U.
 Rich Brennan – Boston U.
 Derek Maguire – Harvard
 Jacques Joubert – Boston U.
 Shane Henry – Mass.-Lowell
 Chad Quenneville – Providence

West Second Team

Steve Shields – Michigan
 Jeff Wells – Bowling Green
 Chris McAlpine – Minnesota
 Dean Fedorchuk – Alas. Fairbanks
 Clayton Beddoes – Lake Superior St.
 Steve Guolla – Michigan St.

1993**East First Team**

Mike Dunham – Maine
 Chris Imes – Maine
 Jack Duffy – Yale
 Dave Sacco – Boston U.
 Ted Drury – Harvard
 Paul Kariya – Maine

West First Team

Jamie Ram – Michigan Tech
 Barry Richter – Wisconsin
 Brett Hauer – Minn. Duluth
 Bryan Smolinski – Michigan St.
 Derek Plante – Minn. Duluth
 Greg Johnson – North Dakota

East Second Team

Neil Little – Rensselaer
 Aaron Miller – Vermont
 Kaj Linna – Boston U.
 Cal Ingraham – Maine
 Jim Montgomery – Maine
 Mark Kaufmann – Yale

West Second Team

Steve Shields – Michigan
 Bob Marshall – Miami (Ohio)
 Michael Smith – Lake Superior St.
 Fred Knipscheer – St. Cloud St.
 Brian Savage – Miami (Ohio)
 Brian Rolston – Lake Superior St.

1992**East First Team**

Parris Duffus – Cornell
 Mike Brewer – Brown
 Dan Laperriere – St. Lawrence
 Scott Pellerin – Maine
 Dave Sacco – Boston U.
 Jean-Yves Roy – Maine

West First Team

Darrin Madeley – Lake Superior St.
 Mark Astley – Lake Superior St.
 Joby Messier – Michigan St.
 Dallas Drake – Northern Mich.
 Denny Felsner – Michigan
 Dwayne Norris – Michigan St.

East Second Team

Scott LaGrand – Boston College
 Christian Soucy – Vermont
 Tom Dion – Boston U.
 Rob Gaudreau – Providence
 Domenic Amodeo – New Hampshire
 Dale Band – Colgate
 Mike Lappin – St. Lawrence

West Second Team

Duane Derksen – Wisconsin
 Chris Hynnes – Colorado Col.
 Doug Zmolek – Minnesota
 Jim Hiller – Northern Mich.
 Greg Johnson – North Dakota
 Larry Olimb – Minnesota

1991**East First Team**

Les Kuntar – St. Lawrence
 Keith Carney – Maine
 Dan Ratushny – Cornell
 David Emma – Boston College
 Shawn McEachern – Boston U.
 Jean-Yves Roy – Maine

West First Team

Darrin Madeley – Lake Superior St.
 Brad Werenka – Northern Mich.
 Jason Woolley – Michigan St.
 Scott Beattie – Northern Mich.
 Jim Dowd – Lake Superior St.
 Greg Johnson – North Dakota

East Second Team

Jeff Levy – New Hampshire
 Peter Ahola – Boston U.
 Ted Crowley – Boston College
 Peter Ciavaglia – Harvard
 Joe Juneau – Rensselaer
 Jim Montgomery – Maine

West Second Team

Bill Pye – Northern Mich.
 Sean Hill – Wisconsin
 Karl Johnston – Lake Superior St.
 Denny Felsner – Michigan

David Roberts – Michigan
 Doug Weight – Lake Superior St.

1990**East First Team**

Dave Gagnon – Colgate
 Gregory Brown – Boston College
 Rob Cowie – Northeastern
 David Emma – Boston College
 Steve Heinze – Boston College
 Joe Juneau – Rensselaer

West First Team

Chad Erickson – Minn. Duluth
 Rob Blake – Bowling Green
 Russ Parent – North Dakota
 Nelson Emerson – Bowling Green
 Kip Miller – Michigan St.
 Gary Shuchuk – Wisconsin

East Second Team

Chris Harvey – Brown
 Keith Carney – Maine
 Dan Ratushny – Cornell
 Joel Gardner – Colgate
 Jean-Yves Roy – Maine
 C.J. Young – Harvard

West Second Team

Jason Muzzatti – Michigan St.
 Kord Cernich – Lake Superior St.
 Kip Noble – Michigan Tech
 Lee Davidson – North Dakota
 Jim Dowd – Lake Superior St.
 David Shields – Denver

1989**East First Team**

Michael O'Neill – Yale
 Gregory Brown – Boston College
 Mike Hurlbut – St. Lawrence
 Dave Capuano – Maine
 Lane MacDonald – Harvard
 Kyle McDonough – Vermont

West First Team

Bruce Hoffort – Lake Superior St.
 Kord Cernich – Lake Superior St.
 Myles O'Connor – Michigan
 Kip Miller – Michigan St.
 Greg Parks – Bowling Green
 Bobby Reynolds – Michigan St.

East Second Team

David Littman – Boston College
 Bob Beers – Maine
 Dave Williams – Dartmouth
 Rick Bennett – Providence
 Timothy Sweeney – Boston College
 C.J. Young – Harvard

West Second Team

Curtis Joseph – Wisconsin
 Darryl Olsen – Northern Mich.
 Todd Richards – Minnesota
 Sheldon Gorski – Ill.-Chicago
 Daryn McBride – Denver
 Dave Snuggerud – Minnesota

1988**East First Team**

Bruce Racine – Northeastern
 Jack Capuano – Maine
 Brian McColgan – St. Lawrence
 Rejean Boivin – Colgate
 Dave Capuano – Maine
 Peter Lappin – St. Lawrence

West First Team

Robb Stauber – Minnesota
 Scott Paluch – Bowling Green
 Paul Stanton – Wisconsin
 Steve Johnson – North Dakota
 Paul Ranheim – Wisconsin
 Mark Vermette – Lake Superior St.

East Second Team

John Fletcher – Clarkson
 Brian Dowd – Northeastern
 Don Sweeney – Harvard
 Luciano Borsato – Clarkson
 Gord Cruickshank – Providence
 Mike Golden – Maine
 Mike McHugh – Maine

West Second Team

Dean Anderson – Wisconsin

Mike DeAngelis – Minn. Duluth
 Randy Skarda – Minnesota
 Phil Berger – Northern Mich.
 Nelson Emerson – Bowling Green
 Steve Tuttle – Wisconsin

1987**East First Team**

Bruce Racine – Northeastern
 Mark Benning – Harvard
 Brian Leetch – Boston College
 Craig Janney – Boston College
 Lane MacDonald – Harvard
 Joe Nieuwendyk – Cornell

West First Team

Gary Kruzich – Bowling Green
 Wayne Gayne – Western Mich.
 Ian Kidd – North Dakota
 Tony Hrkac – North Dakota
 Bob Joyce – North Dakota
 Mitch Messier – Michigan St.

East Second Team

Scott Yearwood – St. Lawrence
 Hank Lammens – St. Lawrence
 Eric Weinrich – Maine
 Peter Lappin – St. Lawrence
 Jon Morris – Mass.-Lowell
 Kevin Stevens – Boston College

West Second Team

Eddie Belfour – North Dakota
 Rob Doyle – Colorado Col.
 Don McSween – Michigan St.
 Gary Emmons – Northern Mich.
 Tony Granato – Wisconsin
 Brad Jones – Michigan

1986**East First Team**

Doug Dadswell – Cornell
 Cliff Abrecht – Princeton
 Mike Dark – Rensselaer
 Scott Fusco – Harvard
 Scott Harlow – Boston College
 Joe Nieuwendyk – Cornell

West First Team

Gary Kruzich – Bowling Green
 Wayne Gayne – Western Mich.
 Norm Maciver – Minn. Duluth
 Dallas Gaume – Denver
 Mike Donnelly – Michigan St.
 Dan Dorion – Western Mich.

East Second Team

Grant Blair – Harvard
 Chris Terreri – Providence
 Mark Benning – Harvard
 Jay Oceau – Boston U.
 Andy Otto – Clarkson
 Doug Brown – Boston College
 John Cullen – Boston U.
 Clark Donatelli – Boston U.
 Randy Wood – Yale

West Second Team

Bill Horn – Western Mich.
 Chris Olson – Denver
 Don McSween – Michigan St.
 Scott Sandelin – North Dakota
 Jim Smith – Denver
 Matt Christensen – Minn. Duluth
 Dwight Mathiasen – Denver
 Corey Millen – Minnesota
 Jamie Wansbrough – Bowling Green

1985**East First Team**

Chris Terreri – Providence
 Dave Fretz – Clarkson
 Ken Hammond – Rensselaer
 Tim Army – Providence
 Scott Fusco – Harvard
 Adam Oates – Rensselaer

West First Team

Rick Kosti – Minn. Duluth
 Norm Maciver – Minn. Duluth
 Dan McFall – Michigan St.
 Pat Micheletti – Minnesota
 Kelly Miller – Michigan St.
 Craig Simpson – Michigan St.
 Bill Watson – Minn. Duluth

East Second Team

Jeff Cooper – Colgate
 Jim Averill – Northeastern
 Peter Taglianetti – Providence
 Doug Brown – Boston College
 John Carter – Rensselaer
 Bob Sweeney – Boston College

West Second Team

Glenn Healy – Western Mich.
 Gary Haight – Michigan St.
 Tim Thomas – Wisconsin
 Tony Granato – Wisconsin
 Steve Moria – Alas. Fairbanks
 Ray Staszak – Ill.-Chicago

1984**East First Team**

Cleon Daskalakis – Boston U.
 Bob Armstrong – Clarkson
 Dave Fretz – Clarkson
 John Carter – Rensselaer
 Adam Oates – Rensselaer
 Steve Smith – Colgate

West First Team

Jon Casey – North Dakota
 Garry Galley – Bowling Green
 Tom Kurvers – Minn. Duluth
 Dan Kane – Bowling Green
 Paul Pooley – Ohio St.
 Bill Watson – Minn. Duluth

East Second Team

Daren Puppa – Rensselaer
 Peter Taglianetti – Providence
 T.J. Connolly – Boston U.
 Kevin Foster – Vermont
 Ken Manchurek – Northeastern
 Gates Orlando – Providence

West Second Team

Rick Kosti – Minn. Duluth
 Dan McFall – Michigan St.
 Bill Schafhauser – Northern Mich.
 Perry Pooley – Ohio St.
 Dan Dorion – Western Mich.
 Bob Lakso – Minn. Duluth

1983**East**

Darren Eliot – Cornell
 Gray Weicker – St. Lawrence
 Mark Fusco – Harvard
 Randy Velischek – Providence
 Robert Brooke – Yale
 Kurt Kleinendorst – Providence
 Colin Patterson – Clarkson

West

Ron Scott – Michigan St.
 Doug Lidster – Colorado Col.
 James Patrick – North Dakota
 Kirt Bjork – Notre Dame
 Pat Flatley – Wisconsin
 Brian Hills – Bowling Green

1982**East**

Brian Hayward – Cornell
 Mark Fusco – Harvard
 Chris Renaud – Colgate
 Andy Brickley – New Hampshire
 Steve Cruickshank – Clarkson
 Kirk McCaskill – Vermont

West

Ron Scott – Michigan St.
 Bruce Driver – Wisconsin
 Brian MacLellan – Bowling Green
 Brian Hills – Bowling Green
 George McPhee – Bowling Green
 John Newberry – Wisconsin

1981**East**

Don Sylvestri – Clarkson
 Mark Fusco – Harvard
 Ed Small – Clarkson
 Sandy Beadle – Northeastern
 Bryan Cleaver – Clarkson
 Gary Conn – Maine

West

Paul Fricker – Michigan

Marc Chorney – North Dakota
 Tim Watters – Michigan Tech
 Steve Bozek – Northern Mich.
 Neal Broten – Minnesota
 Steve Ulseth – Minnesota

1980**East**

Mark Holden – Brown
 Andre Aubut – Maine
 Louis Cote – Vermont
 Bill Army – Boston College
 Ross Brownridge – Dartmouth
 Craig Homola – Vermont

West

Roy Schultz – Wisconsin
 David Feamster – Colorado Col.
 Howard Walker – North Dakota
 Theran Welsh – Wisconsin
 Murray Eaves – Michigan
 Tim Harrer – Minnesota
 Greg Meredith – Notre Dame
 Mark Taylor – North Dakota

1979**East**

Jim Craig – Boston U.
 Louis Cote – Vermont
 Jack O'Callahan – Boston U.
 Ralph Cox – New Hampshire
 Joe Mullen – Boston College
 Lance Nethery – Cornell

West

Bob Iwabuchi – North Dakota
 Bill Baker – Minnesota
 Curt Giles – Minn. Duluth
 Mark Johnson – Wisconsin
 Kevin Maxwell – North Dakota
 Mark Pavelich – Minn. Duluth

1978**East**

Mike Laycock – Brown
 Bill Blackwood – Clarkson
 Peter Shier – Cornell
 Ralph Cox – New Hampshire
 Joe Mullen – Boston College
 Lance Nethery – Cornell

West

Ernie Glanville – Denver
 Curt Giles – Minn. Duluth
 Ken Morrow – Bowling Green
 Doug Berry – Denver
 Mike Eaves – Wisconsin
 Mark Johnson – Wisconsin

1977**East**

Brian Shields – Clarkson
 Bill Blackwood – Clarkson
 Tim Burke – New Hampshire
 Rick Meagher – Boston U.
 Bob Miller – New Hampshire
 Dave Taylor – Clarkson

West

Julian Baretta – Wisconsin
 Jack Brownschidle – Notre Dame
 Craig Norwich – Wisconsin
 Dave Debol – Michigan
 Mike Eaves – Wisconsin
 Brian Walsh – Notre Dame

1976**East**

Brian Shields – Clarkson
 Peter Brown – Boston U.
 Ron Wilson – Providence
 Cliff Cox – New Hampshire
 Jamie Hislop – New Hampshire
 Rick Meagher – Boston U.
 Bill Gilligan – Brown

West

Ed Mio – Colorado Col.
 Jack Brownschidle – Notre Dame
 Craig Norwich – Wisconsin
 Tom Ross – Michigan St.
 Mike Eaves – Wisconsin
 Mike Zuke – Michigan Tech

1975**East**

Brian Petrovek – Harvard
 Vic Stanfield – Boston U.
 Ron Wilson – Providence
 Rick Meagher – Boston U.
 Tim O'Connell – Vermont
 Randy Roth – Harvard

West

Ed Mio – Colorado Col.
 Les Auge – Minnesota
 Brian Engblom – Wisconsin
 Bob D'Alvise – Michigan Tech
 Mike Polich – Minnesota
 Tom Ross – Michigan St.

1974**East**

Cap Raeder – New Hampshire
 George Kuzmicz – Cornell
 Vic Stanfield – Boston U.
 Bill Burlington – Boston U.
 Gordie Clark – New Hampshire
 Randy Roth – Harvard

West

Robbie Moore – Michigan
 Norm Barnes – Michigan St.
 Jim Nahrgang – Michigan Tech
 Steve Colp – Michigan St.
 Doug Palazzari – Colorado Col.
 Mike Zuke – Michigan Tech

1973**East**

Ed Walsh – Boston U.
 Tom Mellor – Boston College
 Keith Smith – Brown U.
 Gordie Clark – New Hampshire
 Steve Dolloff – Boston U.
 Bob McManama – Harvard

West

Ron Grahame – Denver
 Bob Boyd – Michigan St.
 Bill Nyrop – Notre Dame
 Pat Boutette – Minn. Duluth
 Ed Bumbacco – Notre Dame
 Rob Palmer – Denver

1972**East**

Dan Brady – Boston U.
 Bob Brown – Boston U.
 Steve Warr – Clarkson
 John Danby – Boston U.
 Larry Fullan – Cornell
 Dave Hynes – Harvard

West

Jim Watt – Michigan St.
 Jeff Roitsch – Wisconsin
 Alan Hangsleben – North Dakota
 Bob Winograd – Colorado Col.
 Walter Ledingham – Minn. Duluth
 Doug Palazzari – Colorado Col.
 Tom Peluso – Denver

1971**East**

Bruce Bullock – Clarkson
 Bob Brown – Boston U.
 Steve Warr – Clarkson
 Joe Cavanagh – Harvard
 Kevin Pettit – Cornell
 Steve Stirling – Boston U.

West

Morris Trewin – Michigan Tech
 Mike Christie – Denver
 Rob Murray – Michigan Tech
 Walter Ledingham – Minn. Duluth
 Donald Thompson – Michigan St.
 Vic Venasky – Denver

1970**East**

Bruce Bullock – Clarkson
 Curt Bennett – Brown
 Dan Ladboa – Cornell
 Mike Hyndman – Boston U.
 Joe Cavanagh – Harvard

Tom Earl – Colgate
 Tim Sheehy – Boston College

West

Murray McLachlan – Minnesota
 Ron Busniuk – Minn. Duluth
 John Jagger – Wisconsin
 John Marks – North Dakota
 Wally Olds – Minnesota
 Robert Collyard – Colorado Col.
 Murray Keogan – Minn. Duluth
 George Morrison – Denver

1969**East**

Ken Dryden – Cornell
 Paul Hurley – Boston College
 Bruce Pattison – Cornell
 Joe Cavanagh – Harvard
 Brian Cornell – Cornell
 Tim Sheehy – Boston College
 Peter Tufford – Cornell
 Herb Wakabayashi – Boston U.

West

Rick Duffett – Michigan St.
 Keith Magnuson – Denver
 John Marks – North Dakota
 Robert Collyard – Colorado Col.
 Al Karlander – Michigan Tech
 George Morrison – Denver
 Robert Munro – North Dakota

1968**East**

Ken Dryden – Cornell
 Bruce Pattison – Cornell
 Walter Stanowski – Cornell
 Brian Cornell – Cornell
 Wayne Small – Brown
 Herb Wakabayashi – Boston U.

West

James Keough – Michigan
 Terry Abram – North Dakota
 Keith Magnuson – Denver
 Gary Gambucci – Minnesota
 Robert Munro – North Dakota
 James Wiste – Denver

1967**East**

Ken Dryden – Cornell
 Brian Gilmour – Boston U.
 Harry Orr – Cornell
 Doug Ferguson – Cornell
 Jack Morrison – Yale
 Jerry York – Boston College

West

Tony Esposito – Michigan Tech
 Rick Best – Michigan Tech
 Jerry Lafond – North Dakota
 Bruce Riutta – Michigan Tech
 Huffer Christiansen – Minn. Duluth
 Bob Lindberg – Colorado Col.
 Gary Milroy – Michigan Tech
 James Wiste – Denver

1966**East**

Terry Yurkiewicz – Clarkson
 Bob Gaudreau – Brown
 Tom Ross – Boston U.
 Fred Bassi – Boston U.
 John Cunniff – Boston College
 Doug Ferguson – Cornell

West

Tony Esposito – Michigan Tech
 Bob Hill – Minn. Duluth
 Bruce Riutta – Michigan Tech
 Wayne Smith – Denver
 Terry Casey – North Dakota
 Bob Lindberg – Colorado Col.
 Doug Volmar – Michigan St.

1965**East**

Terry Yurkiewicz – Clarkson
 Jack Ferreira – Boston U.
 Bob Gaudreau – Brown
 Tom Ross – Boston U.

John Cunniff – Boston College
Grant Heffernan – Providence
Jerry Knightley – Rensselaer

West

Tony Esposito – Michigan Tech
Don Ross – North Dakota
Wayne Smith – Denver
Doug Roberts – Michigan St.
Mel Wakabayashi – Michigan
Doug Woog – Minnesota

1964**East**

Bob Perani – St. Lawrence
Richie Green – Boston U.
Larry Kish – Providence
Corby Adams – Clarkson
Bob Brinkworth – Rensselaer
Jerry Knightley – Rensselaer

West

Garry Bauman – Michigan Tech
Carl Lackey – Michigan St.
Tom Polonic – Michigan
Craig Falkman – Minnesota
John Simus – Colorado Col.
Gordon Wilkie – Michigan

1963**East**

Richie Broadbelt – St. Lawrence
Pat Brophy – Clarkson
David Johnston – Harvard
Calvin Wagner – Clarkson
Bob Brinkworth – Rensselaer
Jack Leetch – Boston College
Dates Fryberger – Middlebury

West

Garry Bauman – Michigan Tech
Lou Nanne – Minnesota
Don Ross – North Dakota
George Hill – Michigan Tech
Al McLean – North Dakota
Dave Merrifield – North Dakota
Bill Staub – Denver

1962**East**

Frank Stephenson – Colby
David Johnston – Harvard
Arlie Parker – St. Lawrence
Bill Hogan – Boston College
Ron Ryan – Colby
Dates Fryberger – Middlebury

West

John Chandik – Michigan St.
Henry Akervall – Michigan Tech
Elov Seger – Michigan Tech
Lou Angotti – Michigan Tech
Red Berenson – Michigan
Gerald Sullivan – Michigan Tech

1961**East**

Rod Blackburn – New Hampshire
Arlie Parker – St. Lawrence
Red Martin – Boston College
Terry Slater – St. Lawrence
Phil Latreille – Middlebury
Art Chisholm – Northeastern

West

George Kirkwood – Denver
Marty Howe – Denver
Grant Munro – Denver
Red Berenson – Michigan
Bill Masterton – Denver
Jerry Walker – Denver

1960**East**

Tom Wahman – Dartmouth
Red Martin – Boston College
Rusty Ingersoll – Dartmouth
Terry Slater – St. Lawrence
Phil Latreille – Middlebury
Art Chisholm – Northeastern

West

George Cuculick – Michigan Tech
Marty Howe – Denver
George Konik – Denver
Paul Coppo – Michigan Tech
Reg Morelli – North Dakota
Bill Masterton – Denver

1959**East**

Gerry Jones – Yale
Joe Jangro – Boston College
Pat Presley – St. Lawrence
Bob Marquis – Boston U.
Paul Midghall – Rensselaer
Phil Latreille – Middlebury

West

Joe Selinger – Michigan St.
Bill Steenson – North Dakota
Bob Watt – Michigan
John Kosianic – Michigan Tech
Bob White – Michigan
Murray Williamson – Minnesota

1958**East**

Eddie MacDonald – Clarkson
Bob Dupuis – Boston U.
Don MacLeod – Boston U.
Bob Cleary – Harvard
Bob Marquis – Boston U.
Paul Midghall – Rensselaer

West

Jack McCartan – Minnesota
Bill Steenson – North Dakota
Ed Zemrau – Denver
Dick Burg – Minnesota
Red Hay – Colorado Col.
Bob McCusker – Colorado Col.
Bob White – Michigan

1957

Eddie MacDonald – Clarkson
Pat Presley – St. Lawrence
Bill Steenson – North Dakota
Don Wishart – Colorado Col.
Bob Cleary – Harvard
Red Hay – Colorado Col.
Joe McLean – St. Lawrence
Ron O'Brien – St. Lawrence
Ed Rowe – Clarkson

1956

Lorne Howes – Michigan
Robert Schiller – Michigan
Doug Silverberg – Colorado Col.
Art Smith – Clarkson
Garry Kearns – Rensselaer
Red Hay – Colorado Col.
William MacFarland – Michigan
Jack McManus – Michigan Tech
Bill Reichart – North Dakota
Ed Rowe – Clarkson

1955

Lorne Howes – Michigan
Chuck Flynn – Harvard
Mike Buchanan – Michigan
Robert Schiller – Michigan
Doug Silverberg – Colorado Col.
Phil Hilton – Colorado Col.
Bill Cleary – Harvard
Dick Dunnigan – Michigan
William MacFarland – Michigan
John Mayasich – Minnesota
Bill Reichart – North Dakota
Tom Rendall – Michigan
Clare Smith – Colorado Col.

1954

Jim Mattson – Minnesota
Spike Schultz – North Dakota
Jim Haas – Michigan
Ken Yackel – Minnesota
Ben Cherski – North Dakota
Dick Dougherty – Minnesota
William MacFarland – Michigan
John Mayasich – Minnesota

Division I First- Team All-Americans by College

1954-2006**BOSTON COLLEGE (39)**

06–Chris Collins
Peter Harrold
Cory Schneider
05–Andrew Alberts
Patrick Eaves
04–Andrew Alberts
Tony Voce
03–Ben Eaves
01–Bobby Allen
Brian Gionta
00–Jeff Farkas
Brian Gionta
Mike Mottau
99–Brian Gionta
Mike Mottau
98–Marty Reasoner
91–David Emma
90–Gregory Brown
David Emma
Steve Heinze
89–Gregory Brown
87–Craig Janney
Brian Leetch
86–Scott Harlow
80–Bill Army
79–Joe Mullen
78–Joe Mullen
73–Tom Mellor
70–Tim Sheehy
69–Paul Hurley
Tim Sheehy
67–Jerry York
66–John Cunniff
65–John Cunniff
63–Jack Leetch
62–Bill Hogan
61–Red Martin
60–Red Martin
59–Joe Jangro

BOSTON U. (43)

06–Dan Spang
03–Freddy Meyer
98–Chris Drury
Tom Poti
97–Jon Coleman
Chris Drury
96–Jay Pandolfo
95–Mike Grier
94–Mike Pomichter
93–Dave Sacco
92–Dave Sacco
91–Shawn McEachern
84–Cleon Daskalakis
79–Jim Craig
Jack O'Callahan
77–Rick Meagher
76–Peter Brown
Rick Meagher
75–Rick Meagher
Vic Stanfield
74–Bill Burlington
Vic Stanfield
73–Steve Dolloff
Keith Smith
Ed Walsh
72–Dan Brady
Bob Brown
John Danby
71–Bob Brown
Steve Stirling
70–Mike Hyndman
69–Herb Wakabayashi
68–Herb Wakabayashi
67–Brian Gilmour
66–Fred Bassi
Tom Ross
65–Jack Ferreira
Tom Ross
64–Richie Green

59–Bob Marquis
58–Bob Dupuis
Dan MacLeod
Bob Marquis

BOWLING GREEN (15)

95–Brian Holzinger
Kelly Perrault
90–Rob Blake
Nelson Emerson
89–Greg Parks
88–Scott Paluch
87–Gary Kruzich
86–Gary Kruzich
84–Garry Galley
Dan Kane
83–Brian Hills
82–Brian Hills
Brian MacLellan
George McPhee
78–Ken Morrow

BROWN (9)

04–Yann Danis
92–Mike Brewer
80–Mark Holden
78–Mike Laycock
76–Bill Gilligan
70–Curt Bennett
68–Wayne Small
66–Bob Gaudreau
65–Bob Gaudreau

CLARKSON (33)

01–Kent Huskins
97–Matt Pagnutti
Todd White
95–Brian Mueller
94–Craig Conroy
Brian Mueller
85–Dave Fretz
84–Bob Armstrong
Dave Fretz
83–Colin Patterson
82–Steve Cruickshank
81–Bryan Cleaver
Ed Small
Don Sylvestri
78–Bill Blackwood
77–Bill Blackwood
Brian Shields
Dave Taylor
76–Brian Shields
72–Steve Warr
71–Bruce Bullock
Steve Warr
70–Bruce Bullock
66–Terry Yurkiewicz
65–Terry Yurkiewicz
64–Corby Adams
63–Pat Brophy
Calvin Wagner
59–Eddie MacDonald
57–Eddie MacDonald
Ed Rowe
56–Ed Rowe
Art Smith

COLBY (2)

62–Ron Ryan
Frank Stephenson

COLGATE (6)

00–Andy McDonald
90–Dave Gagnon
88–Rejean Boivin
84–Steve Smith
82–Chris Renaud
70–Tom Earl

COLORADO COL. (34)

06–Brett Sterling
05–Curtis McElhinney
Marty Sertich
Brett Sterling
Mark Stuart
03–Noah Clarke
Tom Preissing
Peter Sejna
99–Brian Swanson
Scott Swanson
96–Ryan Bach
Peter Geronazzo

94-Shawn Reid
 83-Doug Lidster
 80-David Feamster
 76-Ed Mio
 75-Ed Mio
 74-Doug Palazzari
 72-Doug Palazzari
 Bob Winograd
 70-Robert Collyard
 69-Robert Collyard
 67-Bob Lindberg
 66-Bob Lindberg
 64-John Simus
 59-Red Hay
 Bob McCusker
 57-Red Hay
 Don Wishart
 56-Red Hay
 Doug Silverberg
 55-Phil Hilton
 Doug Silverberg
 Clare Smith

CORNELL (31)

05-David McKee
 03-David LeNeve
 Doug Murray
 02-Doug Murray
 Matt Underhill
 92-Parris Duffus
 91-Dan Ratushny
 87-Joe Nieuwendyk
 86-Doug Dadswell
 Joe Nieuwendyk
 83-Darren Eliot
 82-Brian Hayward
 79-Lance Nethery
 78-Lance Nethery
 Peter Shier
 74-George Kuzmicz
 72-Larry Fullan
 71-Kevin Pettit
 70-Dan Lodboa
 69-Brian Cornell
 Ken Dryden
 Bruce Pattison
 Peter Tufford
 68-Brian Cornell
 Ken Dryden
 Bruce Pattison
 Walter Stanowski
 67-Ken Dryden
 Doug Ferguson
 Harry Orr
 66-Doug Ferguson

DARTMOUTH (4)

04-Lee Stempniak
 80-Ross Brownridge
 60-Rusty Ingersoll
 Tom Wahman

DENVER (29)

06-Matt Carle
 05-Matt Carle
 04-Ryan Caldwell
 86-Dallas Gaume
 78-Doug Berry
 Ernie Glanville
 73-Ron Grahame
 Rob Palmer
 72-Tom Peluso
 71-Mike Christie
 Vic Venasky
 70-George Morrison
 69-Keith Magnuson
 George Morrison
 68-Keith Magnuson
 James Wiste
 67-James Wiste
 66-Wayne Smith
 65-Wayne Smith
 63-Bill Staub
 61-Marty Howe
 George Kirkwood
 Bill Masterton
 Grant Munro
 Jerry Walker
 60-Marty Howe
 George Konik
 Bill Masterton
 58-Ed Zemrau

FERRIS ST. (3)

03-Mike Brown
 Chris Kunitz
 94-John Gruden

HARVARD (27)

05-Noah Welch
 03-Dominic Moore
 94-Steve Martins
 Sean McCann
 93-Ted Drury
 89-Lane McDonald
 87-Mark Benning
 Lane MacDonald
 86-Scott Fusco
 85-Scott Fusco
 83-Mark Fusco
 82-Mark Fusco
 81-Mark Fusco
 75-Brian Petrovek
 Randy Roth
 74-Randy Roth
 73-Bob McManama
 72-Dave Hynes
 71-Joe Cavanagh
 70-Joe Cavanagh
 69-Joe Cavanagh
 63-David Johnston
 62-David Johnston
 59-Bob Cleary
 57-Bob Cleary
 56-Bill Cleary
 Chuck Flynn

LAKE SUPERIOR ST. (8)

96-Keith Aldrige
 92-Mark Astley
 Darrin Madeley
 91-Jim Dowd
 Darrin Madeley
 89-Kord Cernich
 Bruce Hoffort
 88-Mark Vermette

MAINE (18)

06-Greg Moore
 99-David Cullen
 Steve Kariya
 96-Jeff Tory
 95-Blair Allsion
 Chris Imes
 93-Mike Dunham
 Chris Imes
 Paul Kariya
 92-Scott Pellerin
 Yean-Yves Roy
 91-Keith Carney
 Jean-Yves Roy
 89-Dave Capuano
 88-Dave Capuano
 Jack Capuano
 81-Gary Conn
 80-Andre Aubut

MASSACHUSETTS (1)

04-Thomas Pock

MASS.-LOWELL (2)

95-Greg Bullock
 94-Dwayne Roloson

MIAMI (OHIO) (5)

06-Andy Greene
 98-Dan Boyle
 97-Dan Boyle
 Randy Robitaille
 95-Charles Thuss

MICHIGAN (39)

05-T.J. Hensick
 02-Mike Cammalleri
 Mike Komisarek
 01-Andy Hilbert
 00-Jeff Jillson
 98-Bill Muckalt
 97-John Madden
 Brendan Morrison
 Marty Turco
 96-Brendan Morrison
 95-Brendan Morrison
 94-David Oliver
 Brian Wiseman
 92-Denny Felsner
 89-Myles O'Connor

81-Paul Fricker
 80-Murray Eaves
 77-Dave Debol
 74-Robbie Moore
 68-James Keough
 65-Mel Wakabayaski
 64-Tom Polonic
 Gordon Wilkie
 62-Red Berenson
 61-Red Berenson
 59-Bob Watt
 Bob White
 58-Bob White
 56-Lorne Howes
 William MacFarland
 Robert Schiller
 55-Mike Buchanan
 Dick Dunningan
 Lorne Howes
 William MacFarland
 Tom Rendall
 Robert Schiller
 54-Jim Haas
 William MacFarland

MICHIGAN ST. (35)

03-John-Michael Liles
 02-Ryan Miller
 01-Ryan Miller
 00-Shawn Horcoff
 99-Joe Blackburn
 Mike York
 98-Chad Alban
 Mike York
 93-Bryan Smolinski
 92-Joby Messier
 Dwayne Norris
 91-Jason Woolley
 90-Kip Miller
 89-Kip Miller
 Bobby Reynolds
 87-Mitch Messier
 86-Mike Donnelly
 85-Dan McFall
 Kelly Miller
 Craig Simpson
 83-Ron Scott
 82-Ron Scott
 76-Tom Ross
 75-Rom Ross
 74-Norm Barnes
 Steve Colp
 73-Bob Boyd
 72-Jim Watt
 71-Donald Thompson
 69-Rick Duffett
 66-Doug Volmar
 65-Doug Roberts
 64-Carl Lackey
 62-John Chandik
 59-Joe Selinger

MICHIGAN TECH (28)

94-Jamie Ram
 93-Jamie Ram
 81-Tim Watters
 76-Mike Zuke
 75-Bob D'Alvise
 74-Jim Nahrgang
 Mike Zuke
 71-Rob Murray
 Morris Trewin
 69-Al Karlander
 67-Rick Best
 Tony Esposito
 Gary Milroy
 Bruce Riutta
 66-Tony Esposito
 Bruce Riutta
 65-Tony Esposito
 64-Garry Bauman
 63-Garry Bauman
 George Hill
 62-Henry Akervall
 Lou Angotti
 Elov Seger
 Gerald Sullivan
 60-Paul Coppo
 George Cuculick
 59-John Kosianic
 56-Jack McManus

MIDDLEBURY (5)

63-Dates Fryberger
 62-Dates Fryberger
 61-Phil Latreille
 60-Phil Latreille
 59-Phil Latreille

MINNESOTA (31)

06-Ryan Potulny
 04-Keith Ballard
 02-Jordan Leopold
 John Pohl
 01-Jordan Leopold
 97-Mike Crowley
 96-Brian Bonin
 Mike Crowley
 95-Brian Bonin
 88-Robb Stauber
 85-Pat Micheletti
 81-Neal Broten
 Steve Ulseth
 80-Tim Harrer
 79-Bill Baker
 75-Les Auge
 Mike Polich
 70-Murray McLachlan
 Wally Olds
 68-Gary Gambucci
 65-Doug Woog
 64-Craig Falkman
 63-Lou Nanne
 59-Murray Williamson
 58-Dick Burg
 Jack McCartan
 55-John Mayasich
 54-Dick Dougherty
 Jim Mattson
 John Mayasich
 Ken Yackel

MINN. DULUTH (21)

04-Junior Lessard
 94-Chris Marinucci
 93-Brett Hauer
 Derek Plante
 90-Chad Erickson
 86-Norm Maciver
 85-Rick Kosti
 Norm Maciver
 Bill Watson
 84-Tom Kurvers
 Bill Watson
 79-Curt Giles
 Mark Pavelich
 78-Curt Giles
 73-Pat Boutette
 72-Walter Ledingham
 71-Walter Ledingham
 70-Ron Busniuk
 Murray Keogan
 67-Huffer Christiansen
 66-Bob Hill

NEB.-OMAHA (1)

06-Scott Parse

NEW HAMPSHIRE (18)

05-Sean Collins
 04-Steve Saviano
 02-Darren Haydar
 Colin Hemingway
 01-Ty Conklin
 99-Jason Krog
 98-Mark Mowers
 82-Andy Brickley
 79-Ralph Cox
 78-Ralph Cox
 77-Tim Burke
 Bob Miller
 76-Cliff Cox
 Jamie Hislop
 74-Gordie Clark
 Cap Raeder
 73-Gordie Clark
 61-Rob Blackburn

NORTH DAKOTA (42)

04-Brandon Bochenski
 Zach Parise
 01-Jeff Panzer
 Travis Roche
 00-Karl Goehring
 Jeff Panzer

99-Jason Blake
Brad Williamson
98-Curtis Murphy
93-Greg Johnson
91-Greg Johnson
90-Russ Parent
88-Steve Johnson
87-Tony Hrkac
Bob Joyce
Ian Kidd
84-John Casey
83-James Patrick
81-Marc Chorney
80-Mark Taylor
Howard Walker
79-Bob Iwabuchi
Kevin Maxwell
72-Alan Hangsleben
69-John Marks
Robert Munro
68-Terry Abram
Robert Munro
67-Jerry Lafond
66-Terry Casey
65-Don Ross
63-Al McLean
Dave Merrifield
Don Ross
60-Reg Morelli
59-Bill Steenson
58-Bill Steenson
57-Bill Steenson
56-Bill Reichart
55-Bill Reichart
54-Ben Cherski
Spike Schultz

NORTHEASTERN (10)

05-Jason Guerriero
02-Jim Fahey
98-Marc Robitaille
97-Dan McGillis
90-Rob Cowie
88-Bruce Racine
87-Bruce Racine

81-Sandy Beadle
61-Art Chisholm
60-Art Chisholm

NORTHERN MICH. (4)

92-Dallas Drake
91-Scott Beattie
Brad Werenka
81-Steve Bozek

NOTRE DAME (8)

83-Kirt Bjork
80-Greg Meredith
77-Jack Brownschidle
Brian Walsh
76-Jack Brownschidle
73-Ed Bumbacco
Bill Nyrop
70-John Marks

OHIO ST. (2)

98-Hugo Boisvert
84-Paul Pooley

PRINCETON (1)

86-Cliff Abrecht

PROVIDENCE (8)

85-Tim Army
Chris Terreri
83-Kurt Kleinendorst
Randy Velischek
76-Ron Wilson
75-Ron Wilson
65-Grant Heffernan
64-Larry Kish

RENSSELAER (16)

02-Marc Cavosie
00-Joel Laing
99-Eric Heffler
90-Joe Juneau
86-Mike Dark
85-Ken Hammond
Adam Oates
84-John Carter
Adam Oates

65-Jerry Knightley
64-Bob Brinkworth
Jerry Knightley
63-Bob Brinkworth
59-Paul Midghall
58-Paul Midghall
56-Garry Kearns

ST. CLOUD ST. (1)

02-Mark Hartigan

ST. LAWRENCE (19)

06-T.J. Trevelyan
01-Erik Anderson
00-Justin Harney
92-Dan Laperriere
91-Les Kuntar
89-Mike Hurlbut
88-Peter Lappin
Brian McColgan
83-Gray Weicker
64-Bob Perani
63-Richie Broadbelt
62-Arlie Parker
61-Arlie Parker
Terry Slater
60-Terry Slater
59-Pat Presley
57-Joe McLean
Ron O'Brien
Pat Presley

UNION (N.Y.) (1)

97-Trevor Koenig

VERMONT (11)

97-Martin St. Louis
96-Erin Perrin
Martin St. Louis
Tim Thomas
95-Martin St. Louis
89-Kyle McDonough
82-Kirk McCaskill
80-Louis Cote
Craig Homola
79-Louis Cote
75-Tim O'Connell

WESTERN MICH. (3)

87-Wayne Gayne
86-Dan Dorion
Wayne Gayne

WISCONSIN (26)

06-Brian Elliott
04-Bernd Bruckler
01-Dany Heatley
00-Jeff Dessner
Steve Reinprecht
95-Brian Rafalski
93-Barry Richter
90-Gary Shuchuk
88-Paul Ranheim
Paul Stanton
83-Pat Flatley
82-Bruce Driver
John Newberry
80-Roy Schultz
Theran Welsh
79-Mark Johnson
78-Mike Eaves
Mark Johnson
77-Julian Baretta
Mike Eaves
Craig Norwich
76-Mike Eaves
Craig Norwich
75-Brian Engblom
72-Jeff Rotsch
70-John Jagger

YALE (8)

03-Chris Higgins
01-Jeff Hamilton
98-Ray Giroux
93-Jack Duffy
89-Michael O'Neill
83-Robert Brooke
67-Jack Morrison
59-Gerry Jones

Division III Awards

AHCA All-America Teams

The American Hockey Coaches Association (AHCA) Division III all-America teams have been selected by the AHCA Awards Committee since 1970.



Mickey Gilchrist (10) of Middlebury slips a goal past Zach Sikich of St. Thomas (Minnesota) during the 2005 Division III championship. Gilchrist and teammate Jeff Smith earned 2006 AHCA East first-team all-America recognition.

2006**East First Team**

George Papachristopoulos, Sr., Bowdoin
Jon Landry, Sr., Bowdoin
Jeff Smith, Sr., Middlebury
Mickey Gilchrist, So., Middlebury
Gus Katsuras, Sr., Hamilton
Garrett Winder, Sr., Norwich

West First Team

Adam Hanna, Sr., St. John's (Minn.)
John Bottoms, Sr., St. Thomas (Minn.)
Andrew Derton, Jr., St. Norbert
Connor Hughes, Sr., St. Norbert
Aaron Johnson, Jr., Augsburg
Dan Krmpotich, Sr., St. Thomas (Minn.)

East Second Team

Jon Dryjowicz-Burek, Fr., Mass.-Dartmouth
Greg Gallagher, Sr., Hobart
Brian Mulaly, Sr., Norwich
Rick Cleaver, So., Norwich
Jeremy Koning, Sr., New England Col.
Ryan Woodward, Jr., Oswego St.

West Second Team

Kyle Jones, So., St. Norbert
Jon Keseley, Jr., Gust. Adolphus
Darryl Smoleroff, Sr., St. John's (Minn.)
Scott Bjorklund, Sr., St. John's (Minn.)
Andy Cote, Jr., St. Norbert
Brandon Wilcox, Sr., St. Thomas (Minn.)

2005**East First Team**

Doug Kisielius, Sr., Trinity (Conn.)
Brian Phinney, Sr., Middlebury

Patrick Walsh, Sr., Colby
Gus Katsuras, Jr., Hamilton
Kurtis McLean, Sr., Norwich
Joseph Ori, Sr., Trinity (Conn.)

West First Team

Adam Hanna, Jr., St. John's (Minn.)
Darryl Smoleroff, Jr., St. John's (Minn.)
Ryan Tew, Sr., St. Norbert
Jason Deitsch, Jr., St. Norbert
Garrett Larson, Sr., Wis.-River Falls
Mike Wiggins, Sr., Wis.-Superior

East Second Team

Brett Walker, Sr., Geneseo St.
Jon Lounsbury, Sr., Southern Me.
Tom Sullivan, Jr., Babson
Eric Frank, Jr., Mass.-Dartmouth
Beau Kretzman, Sr., Amherst
Jimmy Sokol, Sr., Utica

West Second Team

Kyle Jones, Fr., St. Norbert
Keith Dettelson, Jr., Gust. Adolphus
Dale Lupul, Sr., Wis.-Superior
Scott Bjorklund, Jr., St. John's (Minn.)
Anthony Blumer, Sr., St. Thomas (Minn.)
Kyle Nosan, Sr., Wis.-Superior

2004**East First Team**

Raj Bhangoo, Sr., Wentworth Inst.
Lou DiMasi, Sr., Norwich
Lawne Snyder, Sr., Elmira
Travis Banga, Sr., New England Col.
Kevin Cooper, Sr., Middlebury
Kurtis McLean, Jr., Norwich

West First Team

Jeff Dotson, Sr., Wis.-Stout
Darryl Smoleroff, So., St. John's (Minn.)
Ryan Tew, Jr., St. Norbert
Scott Bjorklund, So., St. John's (Minn.)
Jason Deitsch, Jr., St. Norbert
Dustan Lick, Jr., St. Thomas (Minn.)

East Second Team

Adam Lavelle, Jr., Hobart
Joe Carrabs, Sr., Oswego St.
Chad Kemp, Sr., Plattsburgh St.
Chris Lee, Sr., Potsdam St.
Don Patrick, Sr., Oswego St.
Mike Tarantino, Sr., Rochester Inst.

West Second Team

Adam Hanna, Fr., St. John's (Minn.)
Adam Holmgren, Jr., St. John's (Minn.)
Dale Lupul, Jr., Wis.-Superior
Spencer Carbery, So., St. Norbert
Jim Murphy, Sr., Wis.-River Falls
Kevin Willey, Sr., St. John's (Minn.)

2003**East First Team**

Will Hamele, Sr., Fredonia St.
Joe Carrabs, Jr., Oswego St.
Lou DiMasi, Jr., Norwich
Travis Banga, Jr., New England Col.
Kevin Cooper, Jr., Middlebury
Kurtis McLean, So., Norwich

West First Team

Nathan Ziemski, Sr., Wis.-Superior
Adam Kragithorpe, Sr., Wis.-River Falls
Steve Rodberg, Sr., Wis.-Superior
Jaro Cesky, Sr., Augsburg

Jason Deitsch, So., St. Norbert
Maris Ziedins, Sr., St. Norbert

East Second Team

Doug Kiselius, So., Trinity (Conn.)
Peter Ollari, Sr., Plattsburgh St.
Nick Stauffer, Sr., Salem St.
Brendon Hodge, Sr., Plattsburgh St.
Don Patrick, Jr., Oswego St.
Brian Yingling, Sr., Lebanon Valley

West Second Team

Rick Gregory, Sr., St. John's (Minn.)
Treavor Peterson, Sr., Concordia-M'head
Ryan Tew, So., St. Norbert
Colin Kendall, Sr., Wis.-Superior
Ryan Langenbrunner, Fr., St. John's (Minn.)
Evan Stensrud, Sr., Wis.-River Falls

2002

East First Team

Christian Carlsson, Sr., Middlebury
Matt Dunn, Sr., Middlebury
Jerry Galway, Sr., Rochester Inst.
Mike Bournazakis, Jr., Rochester Inst.
Mike Carosi, Sr., Bowdoin
Kurtis McLean, Fr., Norwich

West First Team

Dan Melde, So., Gust. Adolphus
Adam Kragthorpe, Jr., Wis.-River Falls
Jim Underwood, Fr., St. Norbert
Tony Lawrence, Sr., St. Thomas (Minn.)
Mike Possin, Sr., St. John's (Minn.)
Maris Ziedins, Jr., St. Norbert

East Second Team

Niklas Sundberg, Sr., Plattsburgh St.
Ryan Constantine, Sr., Middlebury
Peter Ollari, Jr., Plattsburgh St.
Kevin Cooper, So., Middlebury
Jason Kilcan, Jr., Plattsburgh St.
Todd Nowicki, Sr., Buffalo St.

West Second Team

Ryan Gill, So., St. Norbert
Bruce Leonard, Sr., Wis.-Superior
Drew Palmgren, Jr., St. Thomas (Minn.)
Chris Bodnar, Sr., St. Norbert
Chris Hackett, Jr., Wis.-Superior
Colin Kendall, Jr., Wis.-Superior

2001

East First Team

Tyler Euverman, So., Rochester Inst.
Jerry Galway, Jr., Rochester Inst.
Jim Smith, Sr., Amherst
Keith Aucoin, Sr., Norwich
Peter Bournazakis, Sr., Rochester Inst.
Derek Hahn, Jr., Rochester Inst.

West First Team

Bryan Howard, Sr., Concordia-M'head
Eliot Komar, Sr., Wis.-River Falls
Adam Kragthorpe, So., Wis.-River Falls
Jeff Glowa, Sr., Wis.-Superior
Ivan Prokic, Sr., Wis.-Superior
Adam Sedgwick, Sr., St. Norbert

East Second Team

Niklas Sundberg, Jr., Plattsburgh St.
Matt Skoglund, Sr., Middlebury
Bryan Murray, Sr., Plattsburgh St.
Ralph Aiello, Sr., New England Col.
Scott Goldman, Sr., Middlebury
Brendon Hodge, So., Plattsburgh St.

West Second Team

Nathan Ziemski, So., Wis.-Superior
Mike McMahon, Sr., St. Thomas (Minn.)
Milan Tomaska, Jr., Wis.-Superior
Jeff Bernard, Sr., Wis.-River Falls
Jared Gustafson, Sr., Bethel (Minn.)
Tony Lawrence, Jr., St. Thomas (Minn.)

2000

East First Team

David Haimson, Sr., Williams
Ben Barnett, Sr., Middlebury
Mike Ludwar, Sr., Norwich
Keith Aucoin, Jr., Norwich
Marc Bellemare, Sr., Norwich
Curt Goldman, Sr., Middlebury

West First Team

Bryan Howard, Jr., Concordia-M'head
Tommy Cianflone, Sr., St. Norbert

Rob Gramer, Sr., Concordia-M'head
Steve Aronson, Sr., St. Thomas (Minn.)
Ryan Maxson, Jr., Wis.-Stevens Point
Kevin Adam, Sr., Bethel (Minn.)

East Second Team

Lou Mastromarino, Sr., Salem St.
Brian Collum, Sr., Southern Me.
Bryan Murray, Jr., Plattsburgh St.
John Giannacopoulos, Sr., Middlebury
Jeff Paluseo, Sr., Plattsburgh St.
Pat Staerker, Sr., Rochester Inst.

West Second Team

Bobby Gould, So., Wis.-Stevens Point
Jared Gustafson, Jr., Bethel (Minn.)
Mike McMahon, Jr., St. Thomas (Minn.)
Brian Bolf, Sr., St. Thomas (Minn.)
Jeff Glowa, Jr., Wis.-Superior
Adam Sedgwick, Jr., St. Norbert

1999

East First Team

David Haimson, Jr., Williams
Jerry Galway, So., Rochester Inst.
Rob Koh, Sr., Colby
Tracey Belanger, Sr., Plattsburgh St.
Marc Bellemare, Jr., Norwich
Pat Staerker, Jr., Rochester Inst.

West First Team

Brady Alstead, Sr., Wis.-River Falls
Chris Chelios, Sr., Wis.-Superior
Kevin Fricke, Sr., Wis.-Stevens Point
Steve Aronson, Jr., St. Thomas (Minn.)
Ben Gorewich, Sr., Wis.-Stevens Point
Rob Smillie, Sr., St. Norbert

East Second Team

Mark Breeden, Sr., Geneseo St.
Ben Barnett, Jr., Middlebury
Mike Ludwar, Jr., Norwich
Keith Aucoin, So., Norwich
John Giannacopoulos, Jr., Middlebury
Rob MacDonald, Sr., Amherst

West Second Team

Mike Szkodzinski, Jr., St. Norbert
Tommy Cianflone, So., St. Norbert
Ryan Hartung, Sr., St. Thomas (Minn.)
Kevin Adam, Jr., Bethel (Minn.)
Matt Erredge, Sr., St. John's (Minn.)
Adam Sedgwick, So., St. Norbert

1998

East First Team

Francois Bourbeau – Middlebury
Jason Desloover – Plattsburgh St.
Ryan Goldman – Middlebury
Steve Moffat – Plattsburgh St.
Steve Naughton – Potsdam St.
Mark Spence – Middlebury

West First Team

Bobby Gorman – Wis.-Stevens Point
Tom Maryshak – St. Norbert
Tryg Sarsland – St. John's (Minn.)
Steve Aronson – St. Thomas (Minn.)
Forrest Gore – Wis.-Stevens Point
Rob Smillie – St. Norbert

East Second Team

Mark Breeden – Geneseo St.
Rob Koh – Colby
Eric Linkowski – Connecticut Col.
Brian DeFeo – Oswego St.
John Evangelista – Mercyhurst
Pat Staerker – Rochester Inst.

West Second Team

Ryan McIntosh – Augsburg
Mike Donaghue – Bemidji St.
Lon Hovland – Wis.-Superior
Todd Cary – Augsburg
Matt Erredge – St. John's (Minn.)
Aaron Novak – Bemidji St.

1997

East First Team

Chris Farion – Middlebury
Joe Baudo – Hamilton
Sebastien Bilodeau – Middlebury
Dan Lavergne – Colby
Geoff Liska – Norwich
Steve Toll – Rochester Inst.

West First Team

David Graichen – Wis.-Superior
Shawn Pomplun – Bemidji St.
Ben Butters – Bethel (Minn.)
Jeff Sobb – Bemidji St.
Frank Savino – St. Mary's (Minn.)
Forrest Gore – Wis.-Stevens Point

East Second Team

Jamie Morris – Rochester Inst.
Rob Koh – Colby
Bryan Cossette – Rochester Inst.
Dave Evans – Elmira
John Evangelista – Mercyhurst
Steve Moffat – Plattsburgh St.

West Second Team

Jeff Heil – Wis.-River Falls
Chris Chelios – Wis.-Superior
Janne Hassi – Wis.-Superior
Nate DeMars – St. Mary's (Minn.)
Bill Houck – Wis.-Eau Claire
Brian Barker – Wis.-Superior

1996

East First Team

Derek Puppa – Ala.-Huntsville
David Woodward – Babson
Ian Smith – Middlebury
Ryan Equale – Connecticut Col.
Kevin McKinnon – Mercyhurst
Chris Maybury – Rochester Inst.

West First Team

Brady Alstead – Wis.-River Falls
Aaron Arf – Wis.-River Falls
Lindsey Braun – Wis.-Superior
Bernie Adlyns – Bemidji St.
Jason Lesteberg – Gust. Adolphus
Russ Johnson – Wis.-River Falls

East Second Team

Stu Logan – Bowdoin
Sebastian Bilodeau – Middlebury
Adam French – Rochester Inst.
Mario Mazzuca – Ala.-Huntsville
Brian Cronin – Colby
Geoff Liska – Norwich

West Second Team

David Graichen – Wis.-Superior
Troy Edwards – Bemidji St.
Janne Hassi – Wis.-Superior
Mike LeDuc – Augsburg
Mike Rotsch – St. Thomas (Minn.)
Brian Barker – Wis.-Superior

1995

East First Team

Marc Siegel – Williams
Paul Croteau – Bowdoin
Ian Smith – Middlebury
Charlie Gaffney – Bowdoin
Craig Conley – Fredonia St.
Rob Concannon – Salem St.

West First Team

David Graichen – Wis.-Superior
Jude Boullanne – Bemidji St.
Brian Lyke – Minn. St. Mankato
Omer Belisle – Bemidji St.
Matt Loen – Wis.-Eau Claire
Kevin Sobb – Wis.-Superior

East Second Team

Francois Bourbeau – Middlebury
Dave Woodward – Babson
Justin Proud – Mercyhurst
Bryan Quinn – Connecticut Col.
Gary Masocco – Fredonia St.
Chris Maybury – Rochester Inst.

West Second Team

Robin Cook – Bemidji St.
Aaron Arf – Wis.-River Falls
Vance Mattson – Wis.-Superior
Peter Rutili – Augsburg
Bob Haskins – Hamline
Corby Manes – St. Mary's (Minn.)

1994

East First Team

Marc Siegel – Williams
Paul Croteau – Bowdoin
Jim Pinti – Fredonia St.
Lenny Pereira – Plattsburgh St.

Jay Murphy – Rochester Inst.
Kurt Mallett – Salem St.

West First Team

Jeff Markham – Wis.-Superior
Chris Morque – Bemidji St.
Mick Kempffer – Wis.-Stevens Point
C.J. Beaurline – Augsburg
Mike Schwengler – Wis.-Eau Claire
Frank Cirone – Wis.-Stevens Point

East Second Team

Joe Bonvie – Salem St.
D.J. Keating – Salem St.
Mark Yannetti – Williams
Craig Conley – Fredonia St.
Charlie Gaffney – Bowdoin
Jeff Lupu – Fredonia St.

West Second Team

Dave Ketola – Wis.-Stevens Point
Todd Dvorak – Wis.-Eau Claire
Steve Elsmore – Wis.-Superior
James Karner – Bemidji St.
Jon Engfer – St. Thomas (Minn.)
Fred Harbinson – Wis.-Superior

1993

East First Team

Marc Siegel – Williams
Andrew Moir – Mercyhurst
Neil Sinclair – Middlebury
Charlie Gaffney – Bowdoin
Ray Alcindor – Middlebury
Lenny Pereira – Plattsburgh St.

West First Team

Dave Ketola – Wis.-Stevens Point
Mick Kempffer – Wis.-Stevens Point
Chris Valicevic – St. Mary's (Minn.)
Todd Tretter – Wis.-Stevens Point
Chris Campbell – Wis.-Superior
Glen Lang – Wis.-Superior

East Second Team

Mark Kuryak – Babson
John Lashar – Babson
Chris Potter – Connecticut Col.
Dan Pompeo – Babson
Chris McGee – Babson
Rob Madia – Mercyhurst

West Second Team

Brad Nowak – St. Mary's (Minn.)
Erik Hendrikson – Gust. Adolphus
Gary Gustafson – Bemidji St.
Jamie Erb – Bemidji St.
Marc Terris – Concordia-M'head
Jon Engfer – St. Thomas (Minn.)

1992

East First Team

Mark Kuryak – Babson
Doug Cochran – Middlebury
Matt Weir – Elmira
Kent Hughes – Middlebury
Bryan Krygier – Connecticut Col.
Joe Spinelli – Elmira

West First Team

Bret Newcomb – Gust. Adolphus
Tim Potter – Minn. St. Mankato
Nick Wohlers – St. Thomas (Minn.)
Paul Caulfield – Wis.-Stevens Point
Alex Hicks – Wis.-Eau Claire
Glen Lang – Wis.-Superior

East Second Team

Brent Truchon – Middlebury
Pat Currie – Middlebury
Bill Innocent – Mass.-Boston
Derek Bettencourt – Colby
Bernie Cassell – Elmira
Matthew Robbins – Salem St.

West Second Team

Todd Chin – Wis.-Stevens Point
Paul Ferry – Bemidji St.
Mick Kempffer – Wis.-Stevens Point
Brent Eilefson – St. Olaf
Mark Hicks – Wis.-Eau Claire
Brad Kennett – Bemidji St.

1991

East First Team

Joe Capprini – Babson
Bill Gall – Rochester Inst.

Jules Jardine – Elmira
Scott Burfoot – Mercyhurst
Glen Mazurowski – Geneseo St.
Joe Spinelli – Elmira

West First Team

Glen Prodahl – Minn. St. Mankato
Pat Cullen – Bemidji St.
David Esse – Wis.-Superior
Paul Caufield – Wis.-Stevens Point
Alex Hicks – Wis.-Eau Claire
Scott Johnson – Bemidji St.

East Second Team

Brent Truchon – Middlebury
Martin Beliveau – Plattsburgh St.
Doug Cochran – Middlebury
Marc Alcindor – Middlebury
Terry Campbell – Union (N.Y.)
Bryan Krygier – Connecticut Col.

West Second Team

Dan Vacco – Lake Forest
Derek Cooper – Minn. St. Mankato
Adam Rice – St. Olaf
Mike Hassman – Concordia-M'head
David Newcomer – Gust. Adolphus
Bill Rooney – Minn. St. Mankato

1990**East First Team**

Lou Germain – Geneseo St.
Jim Creamer – Babson
Jules Jardine – Elmira
Mike Haviland – Elmira
Chris Smith – Geneseo St.
Joe Spinelli – Elmira

West First Team

Rick Royal – St. Scholastica
Jeffrey Miller – St. Thomas (Minn.)
Greg Robertson – Wis.-Eau Claire
Mike Hassman – Concordia-M'head
Alex Hicks – Wis.-Eau Claire
Brad Wiley – St. Mary's (Minn.)

East Second Team

Joe Capprini – Babson
Sean Cascio – Geneseo St.
Chris Vlachos – Salem St.
Brad Chin – Bowdoin
Chris Palmer – Rochester Inst.
John Stringfellow – Oswego St.

West Second Team

Kevin Marion – Wis.-Stevens Point
Doug Bowman – Lake Forest
Terry Hughes – Minn. St. Mankato
Paul Caufield – Wis.-Stevens Point
Jeffrey Hatton – St. Thomas (Minn.)
Mark Hicks – Wis.-Eau Claire

1989**East First Team**

Guy Hebert – Hamilton
Kevin Potter – Bowdoin
Dan Williams – Elmira
Scott Brown – Rochester Inst.
Sean Fitzgerald – Oswego St.
Brendan Hickey – Bowdoin

West First Team

Steve O'Shea – Bemidji St.
Tim Coghlin – Wis.-Stevens Point
Matthew Montgomery – St. Mary's (Minn.)
Ralph Barahona – Wis.-Stevens Point
Pat McPartlin – Wis.-Stevens Point
Brad Mattson – St. Mary's (Minn.)

East Second Team

Ron Kinghorn – Union (N.Y.)
Tim Cordick – Rochester Inst.
Jim Creamer – Babson
Ron Beran – Babson
Scott Marinaro – Elmira
Harry McCabe – Hamilton

West Second Team

Rob Grim – St. Mary's (Minn.)
Greg Robertson – Wis.-Eau Claire
Tom Shinabargar – Bemidji St.
Jeff Jaraczewski – Wis.-Eau Claire
Dan Richards – Bemidji St.
Arron Scott – Wis.-River Falls

1988**East**

Tony Mongillo – Elmira
Mike Boyce – Merrimack
Dan Williams – Elmira
Todd Krygier – Connecticut Col.
Tom Sasso – Babson
Jim Vesey – Merrimack

West

Steve O'Shea – Bemidji St.
Tim Coghlin – Wis.-Stevens Point
Joe Lagoo – Wis.-River Falls
Dallas Miller – Augsburg
Ian Resch – Bemidji St.
Arron Scott – Wis.-River Falls

1987**East First Team**

Jim Hrivnak – Merrimack
Bob Fowler – Merrimack
Jon Leonard – Bowdoin
Joe Ferras – Plattsburgh St.
John McGeough – Bowdoin
Tom Sasso – Babson

West First Team

Doug Voss – Bethel (Minn.)
Scott Jenewein – Minn. St. Mankato
Mark Rice – Concordia-M'head
Mike Brodzinski – St. Cloud St.
Todd Lescarbeau – Bemidji St.
Tom Palkowski – St. Thomas (Minn.)

East Second Team

Tom Acquaviva – Babson
Matt Delguidice – St. Anselm
Mike Boyce – Merrimack
Todd Krygier – Connecticut Col.
Howard Vandermost – Potsdam St.
Vin Paolucci – Colby
Mike Snell – Oswego St.
Jim Vesey – Merrimack

West Second Team

Ken Hilgert – Minn. St. Mankato
Andy Clark – St. John's (Minn.)
Terry Mattson – Bemidji St.
Brad Johnson – St. Scholastica
Pat McPhartlin – Wis.-Stevens Point
Dallas Miller – Augsburg

1986**East**

Walter Edwards – Colby
Jon Leonard – Bowdoin
Bill Nash – Norwich
Joe Lunny – Holy Cross
Hubie McDonough – St. Anselm
Tom Sasso – Babson
Jim Vesey – Merrimack

West

Cory Goddard – St. Scholastica
Greg Biskup – Bemidji St.
Steve Olson – St. Thomas (Minn.)
Mike Alexander – Bemidji St.
Scott Curwin – St. Scholastica
Tom Diedrich – St. Thomas (Minn.)

1985**East**

Keith Houghton – Babson
Blaise MacDonald – Rochester Inst.
Mike McGrath – Salem St.
Brian Bell – Potsdam St.
Peter DeArmas – Plattsburgh St.
Hubie McDonough – St. Anselm

West

Mark Liska – Bemidji St.
Dennis Gibbons – Bemidji St.
Jon Pingree – Lake Forest
Scott Thomas – Bethel (Minn.)
Mike Alexander – Bemidji St.
Scott Curwin – St. Scholastica
Bo Snuggerud – St. Thomas (Minn.)

1984**East**

Dave Burkholder – Rochester Inst.
Jean Roy – Bowdoin

Frank Simonetti – Norwich
Paul Donato – Babson
Chris Johnstone – Rochester Inst.
Mark Roberto – Norwich

West

Mark Liska – Bemidji St.
Drey Bradley – Bemidji St.
Jim Molle – Alas. Anchorage
Doug Keys – Gust. Adolphus
Joel Otto – Bemidji St.
Dennis Sorenson – Alas. Anchorage

1983**East**

Chris Trincerri – Norwich
Hap Grabeldinger – Elmira
Jean Roy – Bowdoin
Michael Carr – Mass.-Lowell
David Lair – Oswego St.
Steve Murphy – St. Anselm

West

Mark Liska – Bemidji St.
Drey Bradley – Bemidji St.
Mike Piette – Wis.-River Falls
Tom Kern – Minn. St. Mankato
Steve Nelson – St. Olaf
Joel Otto – Bemidji St.

1982**East**

John MacKenzie – Mass.-Lowell
Paul Lohnes – Mass.-Lowell
Jean Roy – Bowdoin
Gaetan D'Anjou – Plattsburgh St.
Ed Galiani – New England Col.
Ken Kaiser – Mass.-Lowell

West

Rory Eidsness – St. Cloud St.
Randy Allen – Gust. Adolphus
Dan Pratt – St. Cloud St.
Rick Hjelm – Gust. Adolphus
Tom Kern – Minn. St. Mankato
Scott MacFarlane – Lake Forest

1981**East**

Bill Provencher – Bowdoin
Doug Kimura – Plattsburgh St.
Paul Lohnes – Mass.-Lowell
Dean Jenkins – Mass.-Lowell
Tom Lawler – Merrimack
Rick Pratt – Oswego St.

West

Steve Carroll – Minn. St. Mankato
Scott Robideaux – St. Scholastica
Mike Weinkauf – Minn. St. Mankato
John Erickson – Gust. Adolphus
Rob Feenie – Ill.-Chicago
Mark Hentges – St. Thomas (Minn.)

1980**East**

Gary Whear – Babson
Dean Fraser – Merrimack
Paul Lohnes – Mass.-Lowell
Tom Mulligan – Mass.-Lowell
Mark Pletts – Bowdoin
Gerald Curley – Holy Cross
Dean Jenkins – Mass.-Lowell
Tom Lawler – Merrimack

West

Walt Aufderheide – St. Scholastica
Scott Robideaux – St. Scholastica
John Erickson – Gust. Adolphus
Keith Gilbertson – St. Scholastica
Peter Hammer – St. Scholastica

1979**East**

Jay Palladino – Salem St.
Gerry Garcia – Bowdoin
Doug Kimura – Plattsburgh St.
Tom Jacobs – Mass.-Lowell
Craig MacTavish – Mass.-Lowell
Bob Magnuson – Merrimack

West

Dennis Ewanhuck – Ill.-Chicago
Dick Gunderson – St. John's (Minn.)
Dave Saatzer – Minn. St. Mankato
Ted Cotter – Ill.-Chicago
Dave Reichel – St. Cloud St.
Larry Ward – Minn. St. Mankato

1978**East**

Jim Stewart – Holy Cross
Gerry Garcia – Bowdoin
Mike Smith – American Int'l
Bob Devaney – Bowdoin
Tom Mullen – American Int'l
Greg Preston – Oswego St.

West

Bob Janecyk – Chicago St.
Mike Cadwell – Wis.-River Falls
Dave Saatzer – Minn. St. Mankato
Mike Cody – Gust. Adolphus
Steve Hansen – Gust. Adolphus
Dave Reichel – St. Cloud St.

1977**East**

Jerry Gagnon – Salem St.
Paul Dunn – Merrimack
Jack Rankin – Union (N.Y.)
Tom Morrill – Boston St.
Tom Mullen – American Int'l
Dave Rost – Army

West

Bob Janecyk – Chicago St.
Tom Anderson – Minn. St. Mankato
Bruce Edwards – Gust. Adolphus
Bill Essel – Minn. St. Mankato
Steve Hansen – Gust. Adolphus
Jeff Keys – St. Thomas (Minn.)

1976**East**

Jerry Gagnon – Salem St.
Rick Zeller – Williams
Kurt Ziemendorf – Hamilton
Cam McGregor – Norwich
Tom Mullen – American Int'l
Mike Reynolds – Merrimack

West

Bob Janecyk – Chicago St.
Tom Anderson – Minn. St. Mankato
John Mulvihill – Gust. Adolphus
Gary Hansen – Gust. Adolphus
George Hansen – Chicago St.
Mike Stusick – Lake Forest

1975**East**

Jim Brimsek – Middlebury
Rich Lamby – Salem St.
John Vigneron – Bowdoin
George Clark – Army
Bill Dunn – Merrimack
Jim Morris – St. Anselm

West

Bob Smith – Ill.-Chicago
Greg Olson – Minn. St. Mankato
Neil Smith – Western Mich.
Gary Hansen – Gust. Adolphus
Rob Hodge – Western Mich.
Mike Stusick – Lake Forest
Pat Sullivan – St. Cloud St.

1974**East**

Bill Cantwell – Norwich
Dick Lamby – Salem St.
John Murphy – Vermont
Ted Castle – Vermont
George Clark – Army
Willie MacKinnon – Vermont

West

Robert Smith – Ill.-Chicago
Doug Reed – Western Mich.
Dennis Trooien – Gust. Adolphus
Richard Agren – Gust. Adolphus

James Stangl – Minn. St. Mankato
Mike Stusick – Lake Forest
Patrick Sullivan – St. Cloud St.

1973

East

Bill Cantwell – Norwich
Brad Cooke – Vermont
Mark Petit – Merrimack
Dick Donovan – Bowdoin
Pat Keenan – Massachusetts
Pat Wright – Vermont

West

Dave Gross – Minn. St. Mankato
Mike Smith – Lake Forest
Dennis Trooien – Gust. Adolphus
John Fitzsimmons – St. Cloud St.
Peter Taylor – Lake Forest
Bill Techar – Minn. St. Mankato

1972

East

P.J. Flaherty – Massachusetts
Brian Sullivan – Massachusetts
Ted Yeates – Vermont
Pat Keenan – Massachusetts
Steve Self – Colby
Pat Wright – Vermont

West

Don Muio – Lake Superior St.
Jim Miller – Gust. Adolphus
Mike Smith – Lake Forest
Bob Elsen – St. Thomas (Minn.)
George Roberts – Gust. Adolphus
Jim Wiley – Lake Superior St.

1971

East

David Reece – Vermont
Bob Kullen – Bowdoin
Ted Yeates – Vermont
Dave Forbes – American Int'l
Jim Grip – Norwich
Bruce Jangro – Salem St.

West

Andy Micheletti – Gust. Adolphus
James Field – Lake Forest
John McNamara – Minn. St. Mankato
Paul Oberstar – St. Cloud St.
George Roberts – Gust. Adolphus

1970

East

John Bradley – Bowdoin
David Reece – Vermont
Peter Sears – Oswego St.
Michael Gilligan – Salem St.
Robert Hall – Bowdoin
George Kreiner – Vermont
Todd Smith – Colby
Gary Bensen – Williams
Edward Good – Bowdoin
Michael Thomas – Hamilton

West

Ronald Gordon – St. Cloud St.
James Field – Lake Forest
James Lundbohm – Gust. Adolphus
Tony Guernsey – Lake Forest
Gerald Krieger – Gust. Adolphus
Clive Wang – Ill.-Chicago

Division III First- Team All-Americans by College

1970-2006

ALA.-HUNTSVILLE (1)

96–Derek Puppa

ALAS. ANCHORAGE (2)

84–Jim Molle
Dennis Sorenson

AMERICAN INT'L (5)

78–Tom Mullen
Mike Smith

77–Tom Mullen
76–Tom Mullen
71–Dave Forbes

AMHERST (1)

01–Jim Smith

ARMY (3)

77–Dave Rost
75–George Clark
74–George Clark

AUGSBURG (4)

06–Aaron Johnson
03–Jaro Cesky
94–C.J. Beauirline
88–Dallas Miller

BABSON (10)

96–David Woodward
92–Mark Kuryak
91–Joe Capprini
90–Jim Creamer
88–Tom Sasso
87–Tom Sasso
86–Tom Sasso
85–Keith Houghton
84–Paul Donato
80–Gary Whear

BEMIDJI ST. (23)

97–Shawn Pomplun
Jeff Sobb
96–Bernie Adlys
95–Omar Belisle
Jude Boullanne
94–Chris Morque
91–Pat Cullen
Scott Johnson
89–Steve O'Shea
88–Steve O'Shea
Ian Resch
87–Todd Lescarbeau
86–Mike Alexander
Greg Biskup
85–Mike Alexander
Dennis Gibbons
Mark Liska
84–Drey Bradley
Mark Liska
Joel Otto
83–Drey Bradley
Mark Liska
Joel Otto

BETHEL (MINN.) (4)

00–Kevin Adam
97–Ben Butters
87–Doug Voss
85–Scott Thomas

BOSTON ST. (1)

77–Tom Morrill

BOWDOIN (26)

06–Jon Landry
George Papachristopoulos
02–Mike Carosi
95–Paul Croteau
Charlie Gaffney
94–Paul Croteau
93–Charlie Gaffney
89–Brendan Hickey
Kevin Potter
88–Jon Leonard
John McGeough
87–Jon Leonard
84–Jean Roy
83–Jean Roy
82–Jean Roy
81–Bill Provencher
80–Mark Pletts
79–Gerry Ciarcia
78–Gerry Ciarcia
Bob Devaney
75–John Vigneron
73–Dick Donovan
71–Bob Kullen
70–John Bradley
Edward Good
Robert Hall

CHICAGO ST. (4)

78–Bob Janecyk
77–Bob Janecyk

76–George Hansen
Bob Janecyk

COLBY (6)

05–Patrick Walsh
99–Rob Koh
97–Dan Lavergne
86–Walter Edwards
72–Steve Self
70–Todd Smith

CONCORDIA-M'HEAD (5)

01–Bryan Howard
00–Rob Gramer
Bryan Howard
90–Mike Hassman
87–Mark Rice

CONNECTICUT COL. (3)

96–Ryan Equale
92–Bryan Krygier
88–Todd Krygier

ELMIRA (12)

04–Lawne Snyder
92–Joe Spinelli
Matt Weir
91–Jules Jardine
Joe Spinelli
90–Mike Haviland
Jules Jardine
Joe Spinelli
89–Dan Williams
88–Tony Mongillo
Dan Williams
83–Hap Grabeldinger

FREDONIA ST. (3)

03–Will Hamele
95–Craig Conley
94–Jim Pinti

GENESE ST. (3)

91–Glen Mazurowski
90–Lou Germaine
Chris Smith

GUST. ADOLPHUS (24)

02–Dan Melde
96–Jason Lesteberg
92–Bret Newcomb
84–Doug Keys
82–Randy Allen
Rick Hjelm
81–John Erickson
80–John Erickson
78–Mike Cody
Steve Hansen
77–Bruce Edwards
Steve Hansen
76–Gary Hansen
John Mulvihill
75–Gary Hansen
74–Richard Agren
Dennis Trooien
73–Dennis Trooien
72–Jim Miller
George Roberts
71–Andy Micheletti
George Roberts
70–Gerald Kreiger
James Lundbohm

HAMILTON (6)

06–Gus Katsuras
05–Gus Katsuras
97–Joe Baudo
89–Guy Hebert
76–Kurt Ziemendorf
70–Michael Thomas

HOLY CROSS (3)

86–Joe Lunny
80–Gerald Curley
78–Jim Stewart

ILL.-CHICAGO (6)

81–Rob Feenie
79–Ted Cotter
Dennis Ewanchuck
75–Bob Smith
74–Robert Smith
70–Clive Wang

LAKE FOREST (11)

85–Jon Pingree
82–Scott MacFarlane

76–Mike Stusick
75–Mike Stusick
74–Mike Stusick
73–Mike Smith
Peter Taylor
72–Mike Smith
71–James Field
70–James Field
Tony Guernsey

LAKE SUPERIOR ST. (2)

72–Don Munio
Jim Wiley

MASSACHUSETTS (4)

73–Pat Keenan
72–P.J. Flaherty
Pat Keenan
Brian Sullivan

MASS.-LOWELL (11)

83–Michael Carr
82–Ken Kaiser
Paul Lohnes
John Mackenzie
81–Dean Jenkins
Paul Lohnes
80–Dean Jenkins
Paul Lohnes
Tom Mulligan
79–Tom Jacobs
Craig MacTavish

MERCYHURST (3)

96–Kevin McKinnon
93–Andrew Mori
91–Scott Burfoot

MERRIMACK (13)

88–Mike Boyce
Jim Vesey
87–Bob Fowler
Jim Hrivnak
86–Jim Vesey
81–Tom Lawler
80–Dean Fraser
Tom Lawler
79–Bob Magnuson
77–Paul Dunn
76–Mike Reynolds
75–Bill Dunn
73–Mark Petit

MIDDLEBURY (21)

06–Mickey Gilchrist
Jeff Smith
05–Brian Phinney
04–Kevin Cooper
03–Kevin Cooper
02–Christian Carlsson
Matt Dunn
00–Ben Barnett
Curt Goldman
98–Francois Bourbeau
Ryan Goldman
Mark Spence
97–Sebastien Bilodeau
Chris Farion
96–Ian Smith
95–Ian Smith
93–Ray Alcindor
Neil Sinclair
92–Doug Cochran
Kent Hughes
75–Jim Brimsek

MINN. ST. MANKATO (19)

95–Brian Lyke
92–Tim Potter
91–Glen Prodahl
87–Scott Jenewein
83–Tom Kern
82–Tom Kern
81–Steve Carroll
Mike Weinkauf
79–Dave Saatzer
Larry Ward
78–Dave Saatzer
77–Tom Anderson
Bill Essel
76–Tom Anderson
75–Greg Olson
74–James Stangl
73–Dave Gross

Bill Techar
71—John McNamara

NEW ENGLAND COL. (3)

04—Travis Banga
03—Travis Banga
82—Ed Galiani

NORWICH (21)

06—Garrett Winder
05—Kurtis McLean
04—Lou DiMasi
Kurtis McLean
03—Lou DiMasi
Kurtis McLean
02—Kurtis McLean
01—Keith Aucoin
00—Keith Aucoin
Marc Bellemare
Mike Ludwar
99—Marc Bellemare
97—Geoff Liska
86—Bill Nash
84—Mark Roberto
Frank Simonetti
83—Chris Trincerri
76—Cam McGregor
74—Bill Cantwell
73—Bill Cantwell
71—Jim Grip

OSWEGO ST. (6)

03—Joe Carrabs
89—Sean Fitzgerald
83—David Lair
81—Rick Pratt
78—Greg Preson
70—Peter Sears

PLATTSBURGH ST. (10)

99—Tracey Belanger
98—Jason Deslover
Steve Moffat
94—Lenny Pereira
93—Lenny Pereira
87—Joe Ferras
85—Peter DeArmas
82—Gaelan D'Anjou
81—Doug Kimura
79—Doug Kimura

POTSDAM ST. (2)

98—Steve Naughton
85—Brian Bell

ROCHESTER INST. (16)

02—Mike Bournazakis
Jerry Galway
01—Peter Bournazakis
Tyler Euverman
Jerry Galway
Derek Hahn
99—Jerry Galway
Pat Staerker
97—Steve Toll
96—Chris Maybury
94—Jay Murphy

91—Bill Gall
89—Scott Brown
85—Blaise MacDonald
84—Dave Burkholder
Chris Johnstone

ST. ANSELM (4)

86—Hubie McDonough
85—Hubie McDonough
83—Steve Murphy
75—Jim Morris

ST. CLOUD ST. (10)

87—Mike Brodzinski
82—Rory Eidsness
Dan Pratt
79—Dave Reichel
78—Dave Reichel
75—Pat Sullivan
74—Pat Sullivan
73—John Fitzsimmons
71—Paul Oberstar
70—Ronald Gordon

ST. JOHN'S (MINN.) (7)

06—Adam Hanna
05—Adam Hanna
Darryl Smolero
04—Scott Bjorkland
Darryl Smolero
98—Tryg Sarsland
79—Dick Gunderson

ST. MARY'S (MINN.) (5)

97—Frank Saviano
93—Chris Valicevic
90—Brad Wiley
89—Brad Mattson
Matthew Montgomery

ST. NORBERT (15)

06—Andrew Derton
Connor Hughes
05—Jason Deitsch
Ryan Tew
04—Jason Deitsch
Ryan Tew
03—Jason Deitsch
Maris Ziedins
02—Jim Underwood
Maris Ziedins
01—Adam Segdwick
00—Tommy Cianflone
99—Rob Smillie
98—Tom Maryshak
Rob Smillie

ST. OLAF (1)

83—Steve Nelson

ST. SCHOLASTICA (9)

90—Rick Royal
86—Scott Curwin
Cory Goddard
85—Scott Curwin
81—Scott Robideaux
80—Walt Aufderheide
Keith Gilbertson

Peter Hammer
Scott Robideaux

ST. THOMAS (MINN.) (17)

06—John Bottoms
Dan Krmpotich
04—Dustan Lick
02—Tony Lawrence
Mike Possin
00—Steve Aronson
99—Steve Aronson
98—Steve Aronson
92—Nick Wohlers
90—Jeffrey Miller
87—Tom Palkowski
86—Tom Diedrich
Steve Olson
85—Bo Snuggerud
81—Mark Hentges
77—Jeff Keys
72—Bob Elsen

SALEM ST. (10)

95—Rob Concannon
94—Kurt Mallett
85—Mike McGrath
79—Jay Palladino
77—Jerry Gagnon
76—Jerry Gagnon
75—Rich Lamby
74—Dick Lamby
71—Bruce Jangro
70—Michael Gilligan

TRINITY (CONN.) (2)

05—Doug Kisielius
Joseph Ori

UNION (N.Y.) (1)

77—Jack Rankin

VERMONT (11)

74—Ted Castle
Willie MacKinnon
John Murphy
73—Brad Cooke
Pat Wright
72—Pat Wright
Ted Yeates
71—David Reece
Ted Yeates
70—George Kreiner
David Reece

WENTWORTH INST. (1)

04—Raj Bhangoo

WESTERN MICH. (3)

75—Rob Hodge
Neil Smith
74—Doug Reed

WILLIAMS (7)

00—David Haimson
99—David Haimson
95—Marc Siegel
94—Marc Siegel
93—Marc Siegel

76—Rick Zeller
70—Gary Bensen

WIS.-EAU CLAIRE (6)

95—Matt Loen
94—Mike Schwengler
92—Alex Hicks
91—Alex Hicks
90—Alex Hicks
Greg Robertson

WIS.-RIVER FALLS (14)

05—Garrett Larson
Mike Wiggins
03—Adam Kragthorpe
02—Adam Kragthorpe
01—Eliot Komar
Adam Kragthorpe
99—Brady Alstead
96—Brady Alstead
Aaron Arf
Russ Johnson
88—Joe Lagoo
Arron Scott
83—Mike Piette
78—Mike Cadwell

WIS.-STEVENS POINT (17)

00—Ryan Maxson
99—Kevin Fricke
Bob Gorewich
98—Forrest Gore
Bobby Gorman
97—Forrest Gore
94—Crank Cirone
Mick Kempffer
93—Mick Kempffer
Dave Ketola
Todd Tretter
92—Paul Caufield
91—Paul Caufield
89—Ralph Barahona
Tim Coghlin
Pat McPartlin
88—Tim Coghlin

WIS.-STOUT (1)

04—Jeff Dotson

WIS.-SUPERIOR (14)

03—Steve Rodberg
Nathan Ziemeski
01—Jeff Glowa
Ivan Prokic
99—Chris Chelios
97—David Graichen
96—Lindsey Braun
95—David Graichen
Kevin Sobb
94—Jeff Markham
93—Chris Campbell
Glen Lang
92—Glen Lang
91—David Esse

Special Awards

HOBEBY BAKER AWARD

The Hobey Baker Award, named for the legendary Princeton hockey player who died in World War I, recognizes strength of character both on and off the ice. Each year's winner is selected from a group of 10 finalists by the votes of a 25-member selection committee, along with the results of Vote for Hobey, an online fan ballot.

- 2006 Matt Carle, Denver, defense
- 2005 Marty Sertich, Colorado Col., forward
- 2004 Junior Lessard, Minn. Duluth, forward
- 2003 Peter Sejna, Colorado Col., forward
- 2002 Jordan Leopold, Minnesota, defense
- 2001 Ryan Miller, Michigan St., goalie
- 2000 Mike Mottau, Boston College, defense
- 1999 Jason Krog, New Hampshire, center
- 1998 Chris Drury, Boston U., center
- 1997 Brendan Morrison, Michigan, center
- 1996 Brian Bonin, Minnesota, center
- 1995 Brian Holzinger, Bowling Green, center
- 1994 Chris Marinucci, Minn. Duluth, center
- 1993 Paul Kariya, Maine, left wing
- 1992 Scott Pellerin, Maine, left wing
- 1991 David Emma, Boston College, center
- 1990 Kip Miller, Michigan St., center
- 1989 Lane MacDonald, Harvard, right wing
- 1988 Robb Stauber, Minnesota, goalie
- 1987 Tony Hrkac, North Dakota, center

- 1986 Scott Fusco, Harvard, left wing
- 1985 Bill Watson, Minn. Duluth, right wing
- 1984 Tom Kurvers, Minn. Duluth, defense
- 1983 Mark Fusco, Harvard, defense
- 1982 George McPhee, Bowling Green, left wing
- 1981 Neal Broten, Minnesota, center

SID WATSON AWARD

Presented to the college division Player of the Year by the American Hockey Coaches Association.

- 2006 Adam Hanna, St. John's (Minn.), goalie
- 2005 Kurtis McLean, Norwich, forward
- 2004 Kevin Cooper, Middlebury, forward
- 2003 Maris Ziedins, St. Norbert, forward
- 2002 Jerry Galway, Rensselaer, defense
- 2001 Keith Aucoin, Norwich, forward
- 2000 Steve Aronson, St. Thomas (Minn.), forward
- 1999 Rob Smillie, St. Norbert, forward
- 1998 Mark Spence, Middlebury, forward
- 1997 Steve Toll, Rensselaer, forward
- 1996 Ian Smith, Middlebury, defense
- 1995 Charlie Gaffney, Bowdoin, forward
- 1994 Ray Alcindor, Middlebury, forward
- 1993 Frank Cirrone, Wis.-Stevens Point, forward



Photo by Denver Sports Information

Denver's Matt Carle was named to the AHCA Division I West all-America first team in 2005 and 2006. He also received the Hobey Baker Award last year as a junior.

Men's Coaching Records

All-Divisions Coaching Records

Winningest Coaches All-Time by Percentage	78
Winningest Coaches All-Time by Victories	78
Division I Coaching Records.....	79
Winningest Active Coaches by Percentage	79
Winningest Active Coaches by Victories	79
Winningest Coaches All-Time by Percentage	79
Winningest Coaches All-Time by Victories	80
Division III Coaching Records.....	81
Winningest Active Coaches by Percentage	81
Winningest Active Coaches by Victories	81
Winningest Coaches All-Time by Percentage	81
Winningest Coaches All-Time by Victories	81
Coaching Honors.....	82



All-Divisions Coaching Records

(Minimum 10 years as a head coach at an NCAA school; includes record as head coach at all four-year institutions.)

Winningest Coaches All-Time

BY PERCENTAGE

Photo by Massachusetts-Dartmouth Sports Information



John Rolli, who has coached Massachusetts-Dartmouth from 1985 to 2006, holds the all-divisions record for highest winning percentage, posting a .782 mark. He's compiled 441 wins, 116 losses and 19 ties through 22 seasons with the Corsairs.

Rank	Coach (Colleges Coached, Tenure)	Yrs.	W	L	T	Pct.†
1.	*John Rolli (Mass.-Dartmouth 1985-06)	22	441	116	19	.782
2.	Alfred Winsor Jr. (Harvard 1906-17, 1922)	13	86	27	0	.761
3.	Ned Harkness [Rensselaer 1950-63; Cornell 1964-70; Union (N.Y.) 1976-77]	23	380	130	10	.740
4.	*Bob Emery (Plattsburgh St. 1990-06)	17	383	125	36	.737
5.	*Tim Coghlin (St. Norbert 1994-06)	13	270	87	29	.737
6.	*Bill Beaney (New England Col. 1978-84; Middlebury 1987-06)	24	425	172	29	.702
7.	R.H. Bob Peters (North Dakota 1965-66; Bemidji St. 1967-82, 84-01)	36	740	303	51	.700
8.	Ron Mason (Lake Superior St. 1967-73; Bowling Green 1974-79; Michigan St. 1980-02) ..	36	924	380	83	.696
9.	Larry Armstrong (Minnesota 1936-47)	12	123	53	10	.688
10.	*Steve Freeman (Wis.-River Falls 1997-06)	10	199	85	19	.688
11.	Vic Heyliger (Michigan 1944-56; Air Force 1969-74)	20	318	141	17	.686
12.	Joseph Stubbs (Harvard 1928-38)	11	95	43	6	.681
13.	*Terry Skrypek [St. Thomas (Minn.) 1988-06]	19	357	158	37	.680
14.	Steve Stirling (Babson 1979-83, 86-93; Providence 1984-85)	15	290	129	28	.680
15.	Dean Blais (North Dakota 1995-04)	10	262	115	33	.679
16.	Shawn Walsh (Maine 1985-01)	17	423	188	47	.679
17.	Barry Urbanski (Salem St. 1965-75)	11	137	65	4	.675
18.	Murray Armstrong (Denver 1957-77)	21	460	215	31	.674
19.	*Terry Meagher (Bowdoin 1984-06)	23	377	177	37	.669
20.	Cheddy Thompson (Colorado Col. 1946-55)	10	150	73	5	.669
21.	*Red Berenson (Michigan 1985-06)	22	585	278	63	.666
22.	John Snooks Kelley (Boston College 1933-42, 47-72)	36	501	249	15	.665
23.	Doug Woog (Minnesota 1986-99)	14	390	188	40	.663
24.	*Dean Fuller (Fitchburg St. 1985-06)	22	376	185	25	.663
25.	Len Ceglarski (Clarkson 1958-72; Boston College 1973-92)	35	689	344	36	.661
26.	*Jim Tortorella (Colby 1996-06)	11	172	85	21	.656
27.	Mark Morris (Clarkson 1989-02)	14	306	153	42	.653
28.	*Don Lucia (Alas. Fairbanks 1988-93; Colorado Col. 1994-99; Minnesota 2000-06) ..	19	468	241	55	.649
29.	*Jack Parker (Boston U. 1974-06)	33	739	382	84	.648
30.	*Richard Umile (New Hampshire 1991-06)	16	371	188	61	.648
31.	*Mike Schafer (Cornell 1996-06)	11	221	112	38	.647
32.	John MacInnes (Michigan Tech 1957-82)	26	555	295	39	.646
33.	Don Roberts (Gust. Adolphus 1965-96)	32	515	278	25	.645
34.	Ralph C. Weiland (Harvard 1951-71)	21	316	172	17	.643
35.	*John Harrington [St. John's (Minn.) 1994-06]	13	219	116	27	.642
36.	*Glenn Thomar (Elmira 1988-01; Potsdam St. 2003-06)	18	313	178	25	.631
37.	Clarence Wanamaker (Dartmouth 1916-18, 20; Yale 1922-28)	11	97	57	5	.626
38.	Olav Kollevoll (St. Lawrence 1951-55; Colgate 1958-65)	13	153	92	4	.622

Rank	Coach (Colleges Coached, Tenure)	Yrs.	W	L	T	Pct.†
39.	*Mike McShane (St. Lawrence 1981-85; Providence 1986-94; Norwich 1996-06)	25	482	284	44	.622
40.	*Joe Baldarotta (Wis.-Stevens Point 1992-06)	15	258	153	36	.617
41.	Thom Lawler (Merrimack 1966-79)	14	242	148	11	.617
42.	*Bill O'Neill (Salem St. 1982-06)	25	415	250	42	.617
43.	Bob Johnson (Colorado Col. 1964-66; Wisconsin 1967-82)	19	406	248	27	.616
44.	William J. Cleary Jr. (Harvard 1972-90)	19	325	200	22	.614
45.	*Doug Ross (Ohio 1977; Kent St. 1979-81; Ala.-Huntsville 1985-06)	26	444	274	40	.612
46.	Rand Pecknold (Quinnipiac 1995-06)	12	222	136	32	.610
47.	Jack Riley (Army 1951-86)	36	542	343	20	.610
48.	Don Brose (Minn. St. Mankato 1970-83, 85-00) ..	30	536	335	79	.609
49.	Dick Bertrand (Cornell 1971-82; Ferris St. 1983-86)	16	292	186	19	.607
50.	Mike Addesa (Holy Cross 1977-79; Rensselaer 1980-89)	13	236	155	9	.601
51.	John Gasparini (North Dakota 1978-94)	17	407	270	26	.597
52.	*Jerry York (Clarkson 1973-79; Bowling Green 1980-94; Boston College 1995-06)	34	738	491	75	.595
53.	George Menard (St. Lawrence 1956-67, 69-71) ..	15	204	137	14	.594
54.	*John Dunham [Trinity (Conn.) 1975-06]	32	433	293	30	.593
55.	Steve Nelson (Wis.-Superior 1987-00)	14	249	168	21	.592
56.	Mark Mazzoleni [Wis.-Stevens Point 1986-91; Miami (Ohio) 1995-99; Harvard 2000-04]	16	302	207	43	.586

*Active coach. †Ties computed as half won and half lost.

Ron Mason leads all coaches in all divisions with 924 wins through 36 seasons. His head coaching career began at Lake Superior State, where he coached from 1967 through 1973. He moved to Bowling Green (1974 to 1979) and then to Michigan State (1980 to 2002).




Photo by Michigan State Sports Information

BY VICTORIES

Rank	Coach (Colleges Coached, Tenure)	Yrs.	W	L	T	Pct.†
1.	Ron Mason (Lake Superior St. 1967-73; Bowling Green 1974-79; Michigan St. 1980-02)	36	924	380	83	.696
2.	R.H. Bob Peters (North Dakota 1965-66; Bemidji St. 1967-82, 84-01)	36	740	303	51	.700
3.	*Jack Parker (Boston U. 1974-06)	33	739	382	84	.648
4.	*Jerry York (Clarkson 1973-79; Bowling Green 1980-94; Boston College 1995-06)	34	738	491	75	.595
5.	Len Ceglarski (Clarkson 1958-72; Boston College 1973-92)	35	689	344	36	.661
6.	*Rick Comley (Lake Superior St. 1974-76; Northern Mich. 1977-02; Michigan St. 2003-06) ..	33	688	535	87	.558
7.	Jeff Sauer (Colorado Col. 1972-82; Wisconsin 1983-02)	31	655	532	57	.549
8.	*Red Berenson (Michigan 1985-06)	22	585	278	63	.666
9.	John MacInnes (Michigan Tech 1957-82)	26	555	295	39	.646
10.	Jack Riley (Army 1951-86)	36	542	343	20	.610
11.	Don Brose (Minn. St. Mankato 1970-83, 85-00) ..	30	536	335	79	.609
12.	Don Roberts (Gust. Adolphus 1965-96)	32	515	278	25	.645
13.	John Snooks Kelley (Boston College 1933-42, 47-72)	36	501	249	15	.665
14.	*Mike McShane (St. Lawrence 1981-85; Providence 1986-94; Norwich 1996-06)	25	482	284	44	.622
15.	*Don Lucia (Alas. Fairbanks 1988-93; Colorado Col. 1994-99; Minnesota 2000-06) ..	19	468	241	55	.649
16.	Murray Armstrong (Denver 1957-77)	21	460	215	31	.674
17.	*Doug Ross (Ohio 1977; Kent St. 1979-81; Ala.-Huntsville 1985-06)	26	444	274	40	.612
18.	*John Rolli (Mass.-Dartmouth 1985-06)	22	441	116	19	.782
19.	*John Dunham [Trinity (Conn.) 1975-06]	32	433	293	30	.593
20.	*George Gwozdecky [Wis.-River Falls 1982-84; Miami (Ohio) 1990-94; Denver 1995-06]	20	426	300	57	.580
21.	*Bill Beaney (New England Col. 1978-84; Middlebury 1987-06)	24	425	172	29	.702

Rank	Coach (Colleges Coached, Tenure)	Yrs.	W	L	T	Pct.†
22.	Shawn Walsh (Maine 1985-01)	17	423	188	47	.679
23.	*Bill O'Neill (Salem St. 1982-06)	25	415	250	42	.617
24.	*Bill Wilkinson [Western Mich. 1983-99; Wayne St. (Mich.) 2000-06]	24	414	423	77	.495
25.	John Gasparini (North Dakota 1978-94)	17	407	270	26	.597
	Mike Gilligan (Salem St. 1976-81; Vermont 1985-03)	25	407	337	47	.544
	Craig Dahl (Bethel (Minn.) 1981-85; Wis.-River Falls 1986; St. Cloud St. 1988-05)	24	407	402	57	.503
28.	Bob Johnson (Colorado Col. 1964-66; Wisconsin 1967-82)	19	406	248	27	.616
29.	Doug Waog (Minnesota 1986-99)	14	390	188	40	.663
30.	Amo Bessone (Michigan Tech 1949-51; Michigan St. 1952-79)	31	387	458	22	.459
31.	*Bob Emery (Plattsburgh St. 1990-06)	17	383	125	36	.737
32.	Ned Harkness [Rensselaer 1950-63; Cornell 1964-70; Union (N.Y.) 1976-77]	23	380	130	10	.740
33.	*Joe Marsh (St. Lawrence 1986-06)	21	379	315	49	.543
34.	*Terry Meagher (Bowdoin 1984-06)	23	377	177	37	.669
35.	*Dean Fuller (Fitchburg St. 1985-06)	22	376	185	25	.663
36.	Mike Sertich (Minn. Duluth 1983-00; Michigan Tech 2001-03)	21	375	397	53	.487
37.	*Richard Umile (New Hampshire 1991-06)	16	371	188	61	.648
38.	William J. Riley Jr. (Mass.-Lowell 1970-91)	22	363	270	22	.571

Rank	Coach (Colleges Coached, Tenure)	Yrs.	W	L	T	Pct.†
39.	*Don Olson [St. Mary's (Minn.) 1977-89, 91-06]	29	361	368	38	.495
40.	*Terry Skrypek [St. Thomas (Minn.) 1988-06]	19	357	158	37	.680
41.	Paul Duffy (Geneseo St. 1977-01)	25	356	317	32	.528
42.	Tim Taylor (Yale 1977-06)	30	354	467	57	.436
43.	Brian Cavanaugh (Canisius 1981-82, 84-05)	24	341	306	57	.525
44.	William McCormick (Williams 1955-89)	35	336	355	21	.487
45.	*Tony Fritz (Lake Forest 1979-06)	28	331	348	36	.488
46.	William J. Cleary Jr. (Harvard 1972-90)	19	325	200	22	.614
47.	Jerry Welsh (Ohio St. 1976-94)	19	323	359	54	.476
48.	Vic Heyliger (Michigan 1944-56; Air Force 1969-74)	20	318	141	17	.686
49.	Ralph C. Weiland (Harvard 1951-71)	21	316	172	17	.643
50.	*Glenn Thomas (Elmira 1988-01; Potsdam St. 2003-06)	18	313	178	25	.631
51.	Edward Jeremiah (Dartmouth 1938-42, 46-63, 65-67)	26	308	247	12	.554
52.	Charles Smith (Notre Dame 1969-87)	19	307	320	31	.490
53.	Mark Morris (Clarkson 1989-02)	14	306	153	42	.653
	Rob Riley (Babson 1984-85; Army 1987-04)	20	306	302	34	.503
55.	Mark Mazzoleni [Wis.-Stevens Point 1986-91; Miami (Ohio) 1995-99; Harvard 2000-04]	16	302	207	43	.586

*Active coach. †Ties computed as half won and half lost.

Division I Coaching Records

Winningest Active Coaches

(Minimum 5 years as a Division I head coach; includes record as head coach at all four-year institutions.)

BY PERCENTAGE

Coach, School	Yrs.	W	L	T	Pct.†
1. Jeff Jackson, Notre Dame	7	195	71	29	.710
2. Red Berenson, Michigan	22	585	278	63	.666
3. Don Lucia, Minnesota	19	468	241	55	.649
4. Jack Parker, Boston U.	33	739	382	84	.648
5. Richard Umile, New Hampshire	16	371	188	61	.648
6. Scott Owens, Colorado Col.	7	177	92	19	.648
7. Mike Schafer, Cornell	11	221	112	38	.647
8. Rick Gotkin, Mercyhurst	18	338	198	33	.623
9. Doug Ross, Ala.-Huntsville	26	444	274	40	.612
10. Rand Pecknold, Quinnipiac	12	222	136	32	.610
11. Jerry York, Boston College	34	738	491	75	.595
12. Tim Whitehead, Maine	10	207	149	35	.574
13. George Gwozdecky, Denver	17	359	270	55	.565
14. Rick Comley, Michigan St.	33	688	535	87	.558
15. Joe Marsh, St. Lawrence	21	390	315	48	.550
16. Tom Serratore, Bemidji St.	5	89	72	20	.547
17. Paul Pearl, Holy Cross	11	181	148	31	.546
18. Blaise MacDonald, Mass.-Lowell	10	173	141	38	.545
19. Don Vaughan, Colgate	13	224	196	41	.530
20. Enrico Blasi, Miami (Ohio)	7	130	116	23	.526
21. John Markell, Ohio St.	12	215	192	37	.526
22. David Burkholder, Niagara	5	88	83	12	.514
23. Bruce Marshall, Connecticut	18	256	244	50	.511

†Ties computed as half won and half lost.

BY VICTORIES

Coach, School	Yrs.	Wins
1. Jack Parker, Boston U.	33	739
2. Jerry York, Boston College	34	738
3. Rick Comley, Michigan St.	33	688
4. Red Berenson, Michigan	22	585
5. Don Lucia, Minnesota	19	468
6. Doug Ross, Ala.-Huntsville	26	444
7. Bill Wilkinson, Wayne St. (Mich.)	24	414
8. Joe Marsh, St. Lawrence	21	390
9. Richard Umile, New Hampshire	16	371
10. George Gwozdecky, Denver	17	359
11. Rick Gotkin, Mercyhurst	18	338
12. Don Cahoon, Massachusetts	19	258
13. Bruce Marshall, Connecticut	18	256
14. Gary Wright, American Int'l	22	237
15. Bob Gaudet, Dartmouth	18	226
16. Bob Daniels, Ferris St.	14	225
17. Don Vaughan, Colgate	13	224
18. Rand Pecknold, Quinnipiac	12	222
19. Mike Schafer, Cornell	11	221
20. John Markell, Ohio St.	12	215
21. Tim Whitehead, Maine	10	207
22. Jeff Jackson, Notre Dame	7	195
23. Paul Pearl, Holy Cross	11	181
24. Frank Serratore, Air Force	13	179
25. Scott Owens, Colorado Col.	7	177
26. Blaise MacDonald, Mass.-Lowell	10	173
27. Shaun Hannah, Sacred Heart	10	143
Mike Kemp, Neb.-Omaha	9	143
29. Enrico Blasi, Miami (Ohio)	7	130
30. Jim Culhane, Western Mich.	8	110

Winningest Coaches All-Time

(Minimum 10 years as a Division I head coach; includes record as head coach at all four-year institutions.)

BY PERCENTAGE

Rank	Coach (Colleges Coached, Tenure)	Yrs.	W	L	T	Pct.†
1.	Alfred Winsor Jr. (Harvard 1906-17, 1922)	13	86	27	0	.761
2.	Ned Harkness [Rensselaer 1950-63; Cornell 1964-70; Union (N.Y.) 1976-77]	23	380	130	10	.740
3.	R.H. Bob Peters (North Dakota 1965-66; Bemidji St. 1967-82, 84-01)	36	740	303	51	.700
4.	Ron Mason (Lake Superior St. 1967-73; Bowling Green 1974-79; Michigan St. 1980-02)	36	924	380	83	.696
5.	Larry Armstrong (Minnesota 1936-47)	12	123	53	10	.688
6.	Vic Heyliger (Michigan 1944-56; Air Force 1969-74)	20	318	141	17	.686
7.	Joseph Stubbs (Harvard 1928-38)	11	95	43	6	.681
8.	Dean Blais (North Dakota 1995-04)	10	262	115	33	.679

Photo by Miami (Ohio) Sports Information



Enrico Blasi received his first AHCA Division I Coach of the Year honor last season, guiding Miami (Ohio) to a 26-9-4 record and the team's second trip to the NCAA tournament in three years.

Rank	Coach (Colleges Coached, Tenure)	Yrs.	W	L	T	Pct.†	Rank	Coach (Colleges Coached, Tenure)	Yrs.	W	L	T	Pct.†
9.	Shawn Walsh (Maine 1985-01).....	17	423	188	47	.679	4.	*Jerry York (Clarkson 1973-79; Bowling Green 1980-94; Boston College 1995-06).....	34	738	491	75	.595
10.	Murray Armstrong (Denver 1957-77).....	21	460	215	31	.674	5.	Len Ceglarski (Clarkson 1958-72; Boston College 1973-92).....	35	689	344	36	.661
11.	Cheddy Thompson (Colorado Col. 1946-55).....	10	150	73	5	.669	6.	*Rick Comley (Lake Superior St. 1974-76; Northern Mich. 1977-02; Michigan St. 2003-06).....	33	688	535	87	.558
12.	*Red Berenson (Michigan 1985-06).....	22	585	278	63	.666	7.	Jeff Sauer (Colorado Col. 1972-82; Wisconsin 1983-02).....	31	655	532	57	.549
13.	John Snooks Kelley (Boston College 1933-42, 47-72).....	36	501	249	15	.665	8.	*Red Berenson (Michigan 1985-06).....	22	585	278	63	.666
14.	Doug Woog (Minnesota 1986-99).....	14	390	188	40	.663	9.	John MacInnes (Michigan Tech 1957-82).....	26	555	295	39	.646
15.	Len Ceglarski (Clarkson 1958-72; Boston College 1973-92).....	35	689	344	36	.661	10.	Jack Riley (Army 1951-86).....	36	542	343	20	.610
16.	Mark Morris (Clarkson 1989-02).....	14	306	153	42	.653	11.	John Snooks Kelley (Boston College 1933-42, 47-72).....	36	501	249	15	.665
17.	*Don Lucia (Alas. Fairbanks 1988-93; Colorado Col. 1994-99; Minnesota 2000-06).....	19	468	241	55	.649	12.	*Mike McShane (St. Lawrence 1981-85; Providence 1986-94; Norwich 1996-06).....	25	482	284	44	.622
18.	*Jack Parker (Boston U. 1974-06).....	33	739	382	84	.648	13.	*Don Lucia (Alas. Fairbanks 1988-93; Colorado Col. 1994-99; Minnesota 2000-06).....	19	468	241	55	.649
19.	*Richard Umile (New Hampshire 1991-06).....	16	371	188	61	.648	14.	Murray Armstrong (Denver 1957-77).....	21	460	215	31	.674
20.	*Mike Schafer (Cornell 1996-06).....	11	221	112	38	.647	15.	*Doug Ross (Ohio 1977; Kent St. 1979-81; Ala.-Huntsville 1985-06).....	26	444	274	40	.612
21.	John MacInnes (Michigan Tech 1957-82).....	26	555	295	39	.646	16.	*George Gwozdecky [Wis.-River Falls 1982-84; Miami (Ohio) 1990-94; Denver 1995-06].....	20	426	300	57	.580
22.	Ralph C. Weiland (Harvard 1951-71).....	21	316	172	17	.643	17.	Shawn Walsh (Maine 1985-01).....	17	423	188	47	.679
23.	Clarence Wanamaker (Dartmouth 1916-18, 20; Yale 1922-28).....	11	97	57	5	.626	18.	*Bill Wilkinson [Western Mich. 1983-99; Wayne St. (Mich.) 2000-06].....	24	414	423	77	.495
24.	Olav Kollevoll (St. Lawrence 1951-55; Colgate 1958-65).....	13	153	92	4	.622	19.	John Gasparini (North Dakota 1978-94).....	17	407	270	26	.597
25.	*Mike McShane (St. Lawrence 1981-85; Providence 1986-94; Norwich 1996-06).....	25	482	284	44	.622	20.	Mike Gilligan (Salem St. 1976-81; Vermont 1985-03).....	25	407	337	47	.544
26.	Thom Lawler (Merrimack 1966-79).....	14	242	148	11	.617	21.	Craig Dahl [Bethel (Minn.) 1981-85; Wis.-River Falls 1986; St. Cloud St. 1988-05].....	24	407	402	57	.503
27.	Bob Johnson (Colorado Col. 1964-66; Wisconsin 1967-82).....	19	406	248	27	.616	22.	Bob Johnson (Colorado Col. 1964-66; Wisconsin 1967-82).....	19	406	248	27	.616
28.	William J. Cleary Jr. (Harvard 1972-90).....	19	325	200	22	.614	23.	Doug Woog (Minnesota 1986-99).....	14	390	188	40	.663
29.	*Doug Ross (Ohio 1977; Kent St. 1979-81; Ala.-Huntsville 1985-06).....	26	444	274	40	.612	24.	Amo Bessone (Michigan Tech 1949-51; Michigan St. 1952-79).....	31	387	458	22	.459
30.	Rand Pecknold (Quinnipiac 1995-06).....	12	222	136	32	.610	25.	Ned Harkness [Rensselaer 1950-63; Cornell 1964-70; Union (N.Y.) 1976-77].....	23	380	130	10	.740
31.	Jack Riley (Army 1951-86).....	36	542	343	20	.610	26.	*Joe Marsh (St. Lawrence 1986-06).....	21	379	315	49	.543
32.	Dick Bertrand (Cornell 1971-82; Ferris St. 1983-86).....	16	292	186	19	.607	27.	Mike Sertich (Minn. Duluth 1983-00; Michigan Tech 2001-03).....	21	375	397	53	.487
33.	Mike Adessa (Holy Cross 1977-79; Rensselaer 1980-89).....	13	236	155	9	.601	28.	*Richard Umile (New Hampshire 1991-06).....	16	371	188	61	.648
34.	John Gasparini (North Dakota 1978-94).....	17	407	270	26	.597	29.	William J. Riley Jr. (Mass.-Lowell 1970-91).....	22	363	270	22	.571
35.	*Jerry York (Clarkson 1973-79; Bowling Green 1980-94; Boston College 1995-06).....	34	738	491	75	.595	30.	Tim Taylor (Yale 1977-06).....	30	354	467	57	.436
36.	George Menard (St. Lawrence 1956-67, 69-71).....	15	204	137	14	.594	31.	Brian Cavanaugh (Canisius 1981-82, 84-05).....	24	341	306	57	.525
37.	Mark Mazzoleni [Wis.-Stevens Point 1986-91; Miami (Ohio) 1995-99; Harvard 2000-04].....	16	302	207	43	.586	32.	William J. Cleary Jr. (Harvard 1972-90).....	19	325	200	22	.614
38.	John Mariucci (Minnesota 1953-55, 57-66).....	13	197	138	18	.584	33.	Jerry Welsh (Ohio St. 1976-94).....	19	323	359	54	.476
39.	*George Gwozdecky [Wis.-River Falls 1982-84; Miami (Ohio) 1990-94; Denver 1995-06].....	20	426	300	57	.580	34.	Vic Heyliger (Michigan 1944-56; Air Force 1969-74).....	20	318	141	17	.686
40.	Terry Slater (Colgate 1978-92).....	15	251	180	23	.578	35.	Ralph C. Weiland (Harvard 1951-71).....	21	316	172	17	.643
41.	*Tim Whitehead (Mass.-Lowell 1997-01; Maine 2002-06).....	10	207	149	35	.574	36.	Edward Jeremiah (Dartmouth 1938-42, 46-63, 65-67).....	26	308	247	12	.554
42.	Lou Lamoriello (Providence 1969-83).....	15	244	181	15	.572	37.	Charles Smith (Notre Dame 1969-87).....	19	307	320	31	.490
43.	William J. Riley Jr. (Mass.-Lowell 1970-91).....	22	363	270	22	.571	38.	Mark Morris (Clarkson 1989-02).....	14	306	153	42	.653
44.	Rick Comley (Lake Superior St. 1974-76; Northern Mich. 1977-02; Michigan St. 2003-06).....	33	688	535	87	.558	40.	Rob Riley (Babson 1984-85; Army 1987-04).....	20	306	302	34	.503
45.	Edward Jeremiah (Dartmouth 1938-42, 46-63, 65-67).....	26	308	247	12	.554	41.	Mark Mazzoleni [Wis.-Stevens Point 1986-91; Miami (Ohio) 1995-99; Harvard 2000-04].....	16	302	207	43	.586
46.	Brush Christiansen (Alas. Anchorage 1980-96).....	17	287	229	30	.553	42.	Dick Bertrand (Cornell 1971-82; Ferris St. 1983-86).....	16	292	186	19	.607
47.	Brad Buetow (Minnesota 1980-85; Colorado Col. 1989-93).....	11	239	193	19	.551	43.	Al Renfrew (Michigan Tech 1952-56; North Dakota 1957; Michigan 1958-73).....	22	288	286	14	.502
48.	Jeff Sauer (Colorado Col. 1972-82; Wisconsin 1983-02).....	31	655	532	57	.549	44.	Brush Christiansen (Alas. Anchorage 1980-96).....	17	287	229	30	.553
49.	*Paul Pearl (Holy Cross 1995-96, 98-06).....	11	181	148	31	.546	45.	Jim Cross (Vermont 1966-84).....	19	280	251	7	.527
50.	*Joe Marsh (St. Lawrence 1986-06).....	21	379	315	49	.543	46.	Murray Murdoch (Yale 1939-65).....	27	278	236	20	.539

*Active coach. †Ties computed as half won and half lost.

BY VICTORIES

Rank	Coach (Colleges Coached, Tenure)	Yrs.	W	L	T	Pct.†	Rank	Coach (Colleges Coached, Tenure)	Yrs.	W	L	T	Pct.†
1.	Ron Mason (Lake Superior St. 1967-73; Bowling Green 1974-79; Michigan St. 1980-02).....	36	924	380	83	.696	47.	*Don Cahoon (Lehigh 1974; Norwich 1980-82; Princeton 1992-00; Massachusetts 2001-06).....	19	258	290	53	.473
2.	R.H. Bob Peters (North Dakota 1965-66; Bemidji St. 1967-82, 84-01).....	36	740	303	51	.700	48.	Ron Anderson (Merrimack 1984-98).....	15	255	249	24	.506
3.	*Jack Parker (Boston U. 1974-06).....	33	739	382	84	.648	49.	Fern Flaman (Northeastern 1971-89).....	19	255	301	23	.460
							50.	Terry Slater (Colgate 1978-92).....	15	251	180	23	.578

*Active coach. †Ties computed as half won and half lost.

Division III Coaching Records

Winningest Active Coaches

(Minimum 5 years as a Division III head coach; includes record as head coach at all four-year institutions.)

BY PERCENTAGE

Coach, School	Yrs.	W	L	T	Pct.†
1. John Rolli, Mass.-Dartmouth	22	441	116	19	.782
2. Daniel Stauber, Wis.-Superior	6	127	36	22	.746
3. Bob Emery, Plattsburgh St.	17	383	125	36	.737
4. Tim Coghlin, St. Norbert	13	270	87	29	.737
5. Bill Beaney, Middlebury	25	451	174	31	.711
6. Steve Freeman, Wis.-River Falls	10	199	85	20	.688
7. Terry Skrypek, St. Thomas (Minn.)	19	357	158	37	.680
8. Terry Meagher, Bowdoin	23	377	177	37	.669
9. Dean Fuller, Fitchburg St.	22	376	185	25	.663
10. Keith Levinthal, Manhattanville	7	112	55	13	.658
11. Jim Tortorella, Colby	11	172	85	21	.656
12. John Harrington, St. John's (Minn.)	13	219	116	27	.642
13. Glenn Thomar, Potsdam St.	18	313	178	25	.631
14. Mike McShane, Norwich	25	482	284	44	.622
15. Joe Baldarotta, Wis.-Stevens Point	15	258	153	36	.617
16. William O'Neill, Salem St.	25	415	250	42	.617
17. Tim Ceglarski, Elmira	5	76	50	9	.596
18. John Dunham, Trinity (Conn.)	32	433	293	30	.593
19. Bill Kangas, Williams	17	228	158	33	.584
20. Rob Davies, Curry	7	101	71	8	.583
21. Phil Grady, Hamilton	22	292	226	32	.560
22. Jeff Meredith, Fredonia St.	18	239	185	42	.558
23. Gary Heenan, Utica	5	65	51	14	.554
24. Mark Taylor, Hobart	6	79	63	15	.551
25. Lou Izzi, Nichols	8	108	89	7	.547
26. Mike Schwartz, Augsburg	10	124	110	30	.527
27. Jack Arena, Amherst	23	272	251	45	.518

†Ties computed as half won and half lost.

BY VICTORIES

Coach, School	Yrs.	Wins
1. Mike McShane, Norwich	24	482
2. Bill Beaney, Middlebury	25	451
3. John Rolli, Mass.-Dartmouth	22	441
4. John Dunham, Trinity (Conn.)	32	433
5. Bill O'Neill, Salem St.	25	415
6. Bob Emery, Plattsburgh St.	17	383
7. Terry Meagher, Bowdoin	23	377
8. Dean Fuller, Fitchburg St.	22	376
9. Don Olson, St. Mary's (Minn.)	29	361
10. Terry Skrypek, St. Thomas (Minn.)	19	357
11. Tony Fritz, Lake Forest	28	331
12. Glenn Thomar, Potsdam St.	18	313
13. Phil Grady, Hamilton	22	292
14. Jack Arena, Amherst	23	272
15. Tim Coghlin, St. Norbert	13	270
16. Al MacCormack, Lebanon Valley	23	267
17. Joe Baldarotta, Wis.-Stevens Point	15	258
18. Bill Kangas, Williams	17	228
19. John Harrington, St. John's (Minn.)	13	219
20. Steve Baumgartner, Concordia-M'head	20	213
21. Steve Freeman, Wis.-River Falls	10	199
22. Jeff Beaney, Southern Me.	19	178
23. Jim Tortorella, Colby	11	172
24. Mark Ostapina, Milwaukee Engr.	11	129
25. Daniel Stauber, Wis.-Superior	6	127
26. Mike Schwartz, Augsburg	10	124
27. Keith Levinthal, Manhattanville	7	112
28. Terry Watkins, Wis.-Stout	10	111
29. Lou Izzi, Nichols	8	108
30. Peter Aus, Bethel (Minn.)	12	104
31. Rob Davies, Curry	7	101

Winningest Coaches All-Time

(Minimum 10 years as a Division III head coach; includes record as head coach at all four-year institutions.)

BY PERCENTAGE

Rank	Coach (Colleges Coached, Tenure)	Yrs.	W	L	T	Pct.†
1.	*John Rolli (Mass.-Dartmouth 1985-06)	22	441	116	19	.782
2.	*Bob Emery (Plattsburgh St. 1990-06)	17	383	125	36	.737

Rank	Coach (Colleges Coached, Tenure)	Yrs.	W	L	T	Pct.†
3.	*Tim Coghlin (St. Norbert 1994-06)	13	270	87	29	.737
4.	*Bill Beaney (New England Col. 1978-84; Middlebury 1987-06)	24	425	172	29	.702
5.	*Steve Freeman (Wis.-River Falls 1997-06)	10	199	85	19	.688
6.	*Terry Skrypek (St. Thomas (Minn.) 1988-06)	19	357	158	37	.680
7.	Steve Stirling (Babson 1979-83, 86-93; Providence 1984-85)	15	290	129	28	.680
8.	Barry Urbanski (Salem St. 1965-75)	11	137	65	4	.675
9.	*Terry Meagher (Bowdoin 1984-06)	23	377	177	37	.669
10.	*Dean Fuller (Fitchburg St. 1985-06)	22	376	185	25	.663
11.	*Jim Tortorella (Colby 1996-06)	11	172	85	21	.656
12.	Don Roberts (Gust. Adolphus 1965-96)	32	515	278	25	.645
13.	*John Harrington (St. John's (Minn.) 1994-06)	13	219	116	27	.642
14.	*Glenn Thomar (Elmira 1988-01; Potsdam St. 2003-06)	18	313	178	25	.631
15.	*Mike McShane (St. Lawrence 1981-85; Providence 1986-94; Norwich 1996-06)	25	482	284	44	.622
16.	*Joe Baldarotta (Wis.-Stevens Point 1992-06)	15	258	153	36	.617
17.	*Bill O'Neill (Salem St. 1982-06)	25	415	250	42	.617
18.	*John Dunham (Trinity (Conn.) 1975-06)	32	433	293	30	.593
19.	Steve Nelson (Wis.-Superior 1987-00)	14	249	168	21	.592
20.	*Bill Kangas (Williams 1990-06)	17	228	158	33	.584
21.	Duke Nelson (Middlebury 1947-64)	18	194	143	5	.575
22.	Bill Bowes (Assumption 1986-94; Wentworth Inst. 1995-04)	18	251	191	18	.565
23.	*Phil Grady (Hamilton 1985-06)	22	292	226	32	.560
24.	*Jeff Meredith (Fredonia St. 1988-06)	18	239	185	42	.558
25.	Dave Webster (Plymouth St. 1977-96)	20	208	172	16	.545
26.	Wendell Forbes (Middlebury 1965-86)	22	259	225	23	.534
27.	Paul Donato (Babson 1994-04)	11	139	121	21	.532
28.	Paul Duffy (Geneseo St. 1977-01)	25	356	317	32	.528
29.	*Jack Arena (Amherst 1984-06)	23	272	251	45	.518
30.	A.B. Snively (Williams 1932-43, 46-48; New Hampshire 1961-63)	17	87	81	8	.517
31.	*Bruce Marshall (Connecticut 1989-06)	18	256	244	50	.511
32.	Doug Roberts (Connecticut Col. 1981-03)	23	261	258	28	.503
33.	Bob Pedersen (Brockport St. 1966-70; 72-77; 85-89)	16	179	179	8	.500

*Active coach. †Ties computed as half won and half lost.



Photo by Middlebury Sports Information

Middlebury's Bill Beaney was named AHCA Division III Coach of the Year in 2006 for the fourth time in his career. He enters the 2006-07 season in fifth place in victories among Division III coaches all-time with 425.

BY VICTORIES

Rank	Coach (Colleges Coached, Tenure)	Yrs.	W	L	T	Pct.†
1.	Don Roberts (Gust. Adolphus 1965-96)	32	515	278	25	.645
2.	*Mike McShane (St. Lawrence 1981-85; Providence 1986-94; Norwich 1996-06)	25	482	284	44	.622
3.	*John Rolli (Mass.-Dartmouth 1985-06)	22	441	116	19	.782
4.	*John Dunham (Trinity (Conn.) 1975-06)	32	433	293	30	.593
5.	*Bill Beaney (New England Col. 1978-84; Middlebury 1987-06)	24	425	172	29	.702
6.	*Bill O'Neill (Salem St. 1982-06)	25	415	250	42	.617
7.	*Bob Emery (Plattsburgh St. 1990-06)	17	383	125	36	.737
8.	*Terry Meagher (Bowdoin 1984-06)	23	377	177	37	.669
9.	*Dean Fuller (Fitchburg St. 1985-06)	22	376	185	25	.663
10.	*Don Olson (St. Mary's (Minn.) 1977-89, 91-06)	29	361	368	38	.495
11.	*Terry Skrypek (St. Thomas (Minn.) 1988-06)	19	357	158	37	.680
12.	Paul Duffy (Geneseo St. 1977-01)	25	356	317	32	.528
13.	William McCormick (Williams 1955-89)	35	336	355	21	.487
14.	*Tony Fritz (Lake Forest 1979-06)	28	331	348	36	.488

Rank	Coach (Colleges Coached, Tenure)	Yrs.	W	L	T	Pct.†	Rank	Coach (Colleges Coached, Tenure)	Yrs.	W	L	T	Pct.†
15.	*Glenn Thomaris (Elmira 1988-01; Potsdam St. 2003-06).....	18	313	178	25	.631	29.	*Bill Kangas (Williams 1990-06).....	17	228	158	33	.584
16.	*Phil Grady (Hamilton 1985-06).....	22	292	226	32	.560	30.	*John Harrington [St. John's (Minn.) 1994-06].....	13	219	116	27	.642
17.	Steve Stirling (Babson 1979-83, 86-93; Providence 1984-85).....	15	290	129	28	.680	31.	*Steve Baumgartner (Concordia-M'head 1987-06)..	20	213	272	33	.443
18.	David Snyder [Wesleyan (Conn.) 1972-03].....	32	277	432	31	.395	32.	Paul Dion (Skidmore 1983-05).....	23	213	286	24	.430
19.	*Jack Arena (Amherst 1984-06).....	23	272	251	45	.518	33.	Dave Webster (Plymouth St. 1977-96).....	20	208	172	16	.545
20.	*Tim Coghlin (St. Norbert 1994-06).....	13	270	87	29	.737	34.	*Steve Freeman (Wis.-River Falls 1997-06).....	10	199	85	19	.688
21.	Doug Roberts (Connecticut Col. 1981-03).....	23	261	258	28	.503	35.	John Chapman (Connecticut 1961-81).....	21	196	221	7	.471
22.	Wendell Forbes (Middlebury 1965-86).....	22	259	225	23	.534	36.	Duke Nelson (Middlebury 1947-64).....	18	194	143	5	.575
23.	*Joe Baldarotta (Wis.-Stevens Point 1992-06).....	15	258	153	36	.617	37.	Charles Morrison [Lake Forest 1974-78; Union (N.Y.) 1979-88].....	15	191	221	9	.464
25.	*Al MacCormack (Cortland St. 1982-97; Lebanon Valley 1999-06).....	23	258	311	15	.455	38.	Bob Pedersen (Brockport St. 1966-70; 72-77; 85-89).....	16	179	179	8	.500
26.	*Bruce Marshall (Connecticut 1989-06).....	18	256	244	50	.511	39.	*Jeff Beaney (Southern Me. 1988-06).....	19	178	270	24	.403
27.	Bill Bowes (Assumption 1986-94; Wentworth Inst. 1995-04).....	18	251	191	18	.565	40.	*Jim Tortorella (Colby 1996-06).....	11	172	85	21	.656
28.	Steve Nelson (Wis.-Superior 1987-00).....	14	249	168	21	.592	41.	Ed Seney (Potsdam St. 1989-02; St. Anselm 2003).....	14	169	187	20	.476
	*Jeff Meredith (Fredonia St. 1988-06).....	18	239	185	42	.558							

*Active coach. †Ties computed as half won and half lost.

Coaching Honors

AHCA Coach of the Year

(Selected by the American Hockey Coaches Association)

DIVISION I

2006	Enrico Blasi, Miami (Ohio)
2005	George Gwozdecky, Denver
2004	Scott Sandelin, Minn. Duluth
2003	Bob Daniels, Ferris St.
2002	Tim Whitehead, Maine
2001	Dean Blais, North Dakota
2000	Joe Marsh, St. Lawrence
1999	Richard Umile, New Hampshire
1998	Tim Taylor, Yale
1997	Dean Blais, North Dakota
1996	Bruce Crowder, Mass.-Lowell
1995	Shawn Walsh, Maine
1994	Don Lucia, Colorado Col.
1993	George Gwozdecky, Miami (Ohio)
1992	Ron Mason, Michigan St.
1991	Rick Comley, Northern Mich.
1990	Terry Slater, Colgate
1989	Joe Marsh, St. Lawrence
1988	Frank Anzalone, Lake Superior St.
1987	John "Gino" Gasparini, North Dakota
1986	Ralph Backstrom, Denver
1985	Len Ceglarski, Boston College
1984	Mike Sertich, Minn. Duluth
1983	Bill Cleary, Harvard
1982	Ferry Flaman, Northeastern
1981	Bill O'Flaherty, Clarkson
1980	Rick Comley, Northern Mich.
1979	Charlie Holt, New Hampshire

1978	Jack Parker, Boston U.
1977	Jerry York, Clarkson
1976	John MacInnes, Michigan Tech
1975	Jack Parker, Boston U.
1974	Charlie Holt, New Hampshire
1973	Len Ceglarski, Boston College
1972	John "Snooks" Kelley, Boston College
1971	Ralph "Cooney" Weiland, Harvard
1970	John MacInnes, Michigan Tech
1969	Charlie Holt, New Hampshire
1968	Ned Harkness, Cornell
1967	Edward Jeremiah, Dartmouth
1966	Amo Bessone, Michigan St. Len Ceglarski, Clarkson
1965	Jim Fullerton, Brown
1964	Tom Eccleston Jr., Providence
1963	Tony Frasca, Colorado Col.
1962	Jack Kelley, Colby
1961	Murray Armstrong, Denver
1960	Jack Riley, Army
1959	John "Snooks" Kelley, Boston College
1958	Harry Cleverly, Boston U.
1957	Jack Riley, Army
1956	William Harrison, Clarkson
1955	Ralph "Cooney" Weiland, Harvard
1954	Vic Heyliger, Michigan
1953	John Mariucci, Minnesota
1952	Cheddy Thompson, Colorado Col.
1951	Edward Jeremiah, Dartmouth

DIVISION III

2006	Bill Beaney, Middlebury
2005	Terry Skrypek, St. Thomas (Minn.)
2004	Bill Beaney, Middlebury

2003	George Roll, Oswego St.
2002	Dan Stauber, Wis.-Superior
2001	Wayne Wilson, Rochester Inst.
2000	Mike McShane, Norwich
1999	Mike McShane, Norwich
1998	Mike Schwartz, Augsburg
1997	Mike McShane, Norwich
1996	Dean Talafous, Wis.-River Falls
1995	Bill Beaney, Middlebury
1994	Jeff Meredith, Fredonia St.
1993	Joe Baldarotta, Wis.-Stevens Point
1992	Bruce Marshall, Connecticut
1991	Glenn Thomaris, Elmira
1990	Bill Beaney, Middlebury
1989	Terry Meagher, Bowdoin
1988	Glenn Thomaris, Elmira
1987	Tony Mariano, Norwich
1986	Terry Meagher, Bowdoin
1985	Rob Riley, Babson
1984	Bob Peters, Bemidji St.
1983	Mike Gibbons, Bemidji St. Peter Van Buskirk, Holy Cross
1982	Steve Stirling, Babson
1981	Herb Hammond, Plattsburgh St.
1980	Steve Stirling, Babson
1979	Don Brose, Minn. St. Mankato
1978	Sid Watson, Bowdoin
1977	Bill Riley Jr., Mass.-Lowell
1976	Don Roberts, Gust. Adolphus
1975	Wendall Forbes, Middlebury
1974	Barry Urbanski, Boston St.
1973	Jim Cross, Vermont
1972	Jack Canniff, Massachusetts
1971	Sid Watson, Bowdoin
1970	Sid Watson, Bowdoin

2006 Men's Statistical Leaders

Division I Individual Leaders	84
Division I Team Leaders	86
Division III Individual Leaders	88
Division III Team Leaders	91



2006 Division I Individual Leaders

Points Per Game

Rank	Name, Team	Cl.	Games	Goals	Asst.	Pts.	Avg.
1.	Dave Borrelli, Mercyhurst	Sr.	33	28	23	51	1.55
2.	Ryan Potulny, Minnesota	Jr.	41	38	25	63	1.54
3.	Chris Collins, Boston College	Sr.	42	34	29	63	1.50
4.	Scott Parse, Neb.-Omaha	Jr.	41	20	41	61	1.49
5.	Ben Cottreau, Mercyhurst	So.	35	17	34	51	1.46
6.	Pierre-Luc O'Brien, Sacred Heart	Jr.	35	19	31	50	1.43
7.	Tyler McGregor, Holy Cross	Sr.	38	26	28	54	1.42
8.	Scott Champagne, Mercyhurst	Jr.	36	16	34	50	1.39
9.	Jamie Hunt, Mercyhurst	Jr.	33	12	33	45	1.36
10.	Matt Carle, Denver	Jr.	39	11	42	53	1.36
	Paul Stastny, Denver	So.	39	19	34	53	1.36
12.	Alex Foster, Bowling Green	So.	38	11	40	51	1.34
13.	Brett Sterling, Colorado Col.	Sr.	41	31	24	55	1.34
14.	Phil Kessel, Minnesota	Fr.	39	18	33	51	1.31
15.	Joe Pavelski, Wisconsin	So.	43	23	33	56	1.30
16.	Jonathan Matsumoto, Bowling Green	So.	36	18	28	46	1.28
17.	T.J. Hensick, Michigan	Jr.	41	17	35	52	1.27
18.	Bear Trapp, Sacred Heart	Fr.	34	16	27	43	1.26
19.	Kevin Croxton, Rensselaer	Sr.	31	14	25	39	1.26
20.	Brian Boyle, Boston College	Jr.	42	22	30	52	1.24
21.	T.J. Trevelyan, St. Lawrence	Sr.	40	20	28	48	1.20
22.	Robbie Earl, Wisconsin	Jr.	42	24	26	50	1.19
	Marty Sertich, Colorado Col.	Sr.	42	14	36	50	1.19
24.	Bill Thomas, Neb.-Omaha	So.	41	26	22	48	1.17
25.	Brian Leitch, Quinnipiac	Fr.	39	14	31	45	1.15
	Pierre Napert-Frenette, Holy Cross	Sr.	39	16	29	45	1.15
27.	Sean Bentivoglio, Niagara	Jr.	33	16	22	38	1.15
28.	Les Reaney, Niagara	Fr.	35	13	27	40	1.14
	Drew Stafford, North Dakota	Jr.	42	24	24	48	1.14
30.	Jacob Micflikier, New Hampshire	Jr.	37	16	26	42	1.14

Goals Per Game

Rank	Name, Team	Cl.	Games	Goals	Avg.
1.	Ryan Potulny, Minnesota	Jr.	41	38	0.93
2.	Dave Borrelli, Mercyhurst	Sr.	33	28	0.85
3.	Chris Collins, Boston College	Sr.	42	34	0.81
4.	Brett Sterling, Colorado Col.	Sr.	41	31	0.76
5.	Ryan Dingle, Denver	So.	38	27	0.71
6.	Tyler McGregor, Holy Cross	Sr.	38	26	0.68
7.	Greg Moore, Maine	Sr.	42	28	0.67
8.	Brent Walton, Western Mich.	Sr.	40	26	0.65
9.	Bill Thomas, Neb.-Omaha	So.	41	26	0.63
10.	Kyle Wilson, Colgate	Sr.	39	23	0.59
11.	Jeff Prough, Brown	So.	26	15	0.58
12.	Robbie Earl, Wisconsin	Jr.	42	24	0.57
	Drew Stafford, North Dakota	Jr.	42	24	0.57
14.	Tyler Burton, Colgate	So.	39	22	0.56
	Ryan Jones, Miami (Ohio)	So.	39	22	0.56
	David Marshall, Quinnipiac	Fr.	39	22	0.56
17.	Ted Cook, Niagara	Fr.	36	20	0.56
18.	T.J. Oshie, North Dakota	Fr.	44	24	0.55
19.	Pierre-Luc O'Brien, Sacred Heart	Jr.	35	19	0.54
20.	Nathan Davis, Miami (Ohio)	So.	37	20	0.54
21.	Jamie Bates, Quinnipiac	So.	39	21	0.54
22.	Joe Pavelski, Wisconsin	So.	43	23	0.53
23.	Brian Boyle, Boston College	Jr.	42	22	0.52
	Jonathan Toews, North Dakota	Fr.	42	22	0.52
25.	David Jones, Dartmouth	So.	33	17	0.52
	Ryan Miller, Bemidji St.	Jr.	33	17	0.52
27.	Matt Moulson, Cornell	Sr.	35	18	0.51
	Dan Murphy, Harvard	Sr.	35	18	0.51
29.	Travis Morin, Minn. St. Mankato	Jr.	39	20	0.51
30.	Brett Hemingway, New Hampshire	Jr.	38	19	0.50
	Jonathan Matsumoto, Bowling Green	So.	36	18	0.50
	Rob Sirianni, Bemidji St.	Jr.	32	16	0.50
	T.J. Trevelyan, St. Lawrence	Sr.	40	20	0.50

Assists Per Game

Rank	Name, Team	Cl.	Games	Assists	Avg.
1.	Matt Carle, Denver	Jr.	39	42	1.08
2.	Alex Foster, Bowling Green	So.	38	40	1.05
3.	Jamie Hunt, Mercyhurst	Jr.	33	33	1.00
	Scott Parse, Neb.-Omaha	Jr.	41	41	1.00
5.	Ben Cottreau, Mercyhurst	So.	35	34	0.97

Rank	Name, Team	Cl.	Games	Assists	Avg.
6.	Scott Champagne, Mercyhurst	Jr.	36	34	0.94
7.	Reid Cashman, Quinnipiac	Jr.	39	36	0.92
8.	Pierre-Luc O'Brien, Sacred Heart	Jr.	35	31	0.89
9.	Paul Stastny, Denver	So.	39	34	0.87
10.	Marty Sertich, Colorado Col.	Sr.	42	36	0.86
11.	T.J. Hensick, Michigan	Jr.	41	35	0.85
12.	Phil Kessel, Minnesota	Fr.	39	33	0.85
13.	Chris Harrington, Minnesota	Sr.	40	33	0.83
14.	Kevin Croxton, Rensselaer	Sr.	31	25	0.81
15.	Brian Leitch, Quinnipiac	Fr.	39	31	0.79
16.	Bear Trapp, Sacred Heart	Fr.	34	27	0.79
17.	Erik Condra, Notre Dame	Fr.	36	28	0.78
	Jonathan Matsumoto, Bowling Green	So.	36	28	0.78
19.	Alexandre Parent, Sacred Heart	So.	35	27	0.77
	Les Reaney, Niagara	Fr.	35	27	0.77
21.	Joe Pavelski, Wisconsin	So.	43	33	0.77
22.	David Backes, Minn. St. Mankato	Jr.	38	29	0.76
	Mitch Ganzak, Miami (Ohio)	So.	38	29	0.76
24.	Brian Salcido, Colorado Col.	Jr.	42	32	0.76
25.	Chase Watson, Providence	Jr.	36	27	0.75
26.	Pierre Napert-Frenette, Holy Cross	Sr.	39	29	0.74
27.	Tyler McGregor, Holy Cross	Sr.	38	28	0.74
	Torrey Mitchell, Vermont	So.	38	28	0.74
29.	James Sixsmith, Holy Cross	Jr.	39	28	0.72
30.	Brian Boyle, Boston College	Jr.	42	30	0.71

Power-Play Goals

Rank	Name, Team	Cl.	Games	PPG
1.	Ryan Potulny, Minnesota	Jr.	41	17
	Brett Sterling, Colorado Col.	Sr.	41	17
3.	Ryan Dingle, Denver	So.	38	15
4.	Dave Borrelli, Mercyhurst	Sr.	33	14
5.	Tyler McGregor, Holy Cross	Sr.	38	13
6.	Joey Crabb, Colorado Col.	Sr.	42	12
	Greg Moore, Maine	Sr.	42	12
8.	Matt Johnson, Merrimack	Sr.	30	11
	Matt Moulson, Cornell	Sr.	35	11
	Ted Cook, Niagara	Fr.	36	11
	Brett Hemingway, New Hampshire	Jr.	38	11
	Brent Walton, Western Mich.	Sr.	40	11
	Joe Pavelski, Wisconsin	So.	43	11
	T.J. Oshie, North Dakota	Fr.	44	11
15.	Josh Sciba, Notre Dame	Jr.	35	10
	Jonathan Matsumoto, Bowling Green	So.	36	10
	Jamie Bates, Quinnipiac	So.	39	10
	Phil Kessel, Minnesota	Fr.	39	10
	Kyle Wilson, Colgate	Sr.	39	10
	Brian Boyle, Boston College	Jr.	42	10
	Tim Crowder, Michigan St.	Fr.	44	10
22.	Peter Lenex, Vermont	Fr.	32	9
	Dan Murphy, Harvard	Sr.	35	9
	Brandon Kaleniecki, Michigan	Sr.	36	9
	Scott Reynolds, Mercyhurst	Sr.	36	9
	Nathan Davis, Miami (Ohio)	So.	37	9
	Gabe Gauthier, Denver	Sr.	38	9
	Pierre Napert-Frenette, Holy Cross	Sr.	39	9
	Paul Stastny, Denver	So.	39	9
	Greg Rallo, Ferris St.	Sr.	40	9
	Derek Damon, Maine	Sr.	41	9
	Chris Collins, Boston College	Sr.	42	9
	Josh Soares, Maine	Jr.	42	9
	Jonathan Toews, North Dakota	Fr.	42	9

Short-Handed Goals

Rank	Name, Team	Cl.	Games	SHG
1.	Drew Stafford, North Dakota	Jr.	42	7
2.	Chris Collins, Boston College	Sr.	42	6
3.	Dave Borrelli, Mercyhurst	Sr.	33	5
4.	Chris Conner, Michigan Tech	Sr.	38	4
	Nick Dodge, Clarkson	So.	38	4
6.	Tomas Klempa, Neb.-Omaha	Fr.	33	3
	Kenny Bernard, Ohio St.	Jr.	38	3
	Ryan Dingle, Denver	So.	38	3
	Brandon Schwartz, Michigan Tech	Sr.	38	3
	Matt Davis, Miami (Ohio)	Sr.	39	3
	James Sixsmith, Holy Cross	Jr.	39	3
	Greg Rallo, Ferris St.	Sr.	40	3
	Benn Ferriero, Boston College	Fr.	42	3

Rank, Name, Team	Cl.	Games	SHG
14. Bryan Schmidt, Merrimack.....	Sr.	29	2
Neil Sullivan, American Int'l.....	Jr.	30	2
Elias Godoy, Mass.-Lowell.....	Sr.	32	2
Ryan Miller, Bemidji St.	Jr.	33	2
Bruce Mulherin, Ala.-Huntsville.....	Sr.	33	2
Mike Ouellette, Dartmouth.....	Sr.	33	2
Grant Selinger, Ala.-Huntsville.....	Jr.	33	2
Bryan Esner, Northeastern.....	Jr.	34	2
Mark McCutcheon, Cornell.....	Jr.	34	2
Colin Nicholson, Lake Superior St.	Sr.	34	2
Cam Abbott, Cornell.....	Sr.	35	2
Tom Biondich, Robert Morris.....	So.	35	2
Ben Cottreau, Mercyhurst.....	So.	35	2
Chris Myhro, Connecticut.....	Fr.	35	2
Pierre-Luc O'Brien, Sacred Heart.....	Jr.	35	2
Alexandre Parent, Sacred Heart.....	So.	35	2
Kory Scoran, Lake Superior St.	Sr.	35	2
Stephen Werner, Massachusetts.....	Sr.	35	2
Matt Caruana, Niagara.....	So.	36	2
Torry Gajda, Providence.....	Sr.	36	2
Dain Prewitt, Bentley.....	Fr.	36	2
Scott Reynolds, Mercyhurst.....	Sr.	36	2
Nathan Davis, Miami (Ohio).....	So.	37	2
Jeff Gumaer, Bentley.....	Fr.	37	2
Michael Olson, St. Cloud St.	Fr.	37	2
J.D. Corbin, Denver.....	Jr.	38	2
Joe Jensen, St. Cloud St.	Sr.	38	2
Kyle Peto, Minn. St. Mankato.....	Sr.	38	2
Brandon Svendsen, Bowling Green.....	Fr.	38	2
Matt Christie, Miami (Ohio).....	Jr.	39	2
Andrew Cogliano, Michigan.....	Fr.	39	2
David Marshall, Quinnipiac.....	Fr.	39	2
Rob Rankin, Minn. St. Mankato.....	Jr.	39	2
Dirk Southern, Northern Mich.	Sr.	39	2
Kyle Wilson, Colgate.....	Sr.	39	2
Mark Bomersback, Ferris St.	Jr.	40	2
Josh Ciocco, New Hampshire.....	Jr.	40	2
T.J. Trevelyan, St. Lawrence.....	Sr.	40	2
Brent Walton, Western Mich.	Sr.	40	2
Andrew Ebbett, Michigan.....	Sr.	41	2
Trevor Frischmon, Colorado Col.	Sr.	41	2
Scott Parse, Neb.-Omaha.....	Jr.	41	2
Adam Burish, Wisconsin.....	Sr.	42	2
Joey Crabb, Colorado Col.	Sr.	42	2
Andrew Gordon, St. Cloud St.	So.	42	2
Joe Rooney, Boston College.....	Jr.	42	2
Joe Pavelski, Wisconsin.....	So.	43	2
Travis Zajac, North Dakota.....	So.	46	2

Game-Winning Goals

Rank, Name, Team	Cl.	Games	GWG
1. T.J. Oshie, North Dakota.....	Fr.	44	9
2. Brett Sterling, Colorado Col.	Sr.	41	8
3. Bear Trapp, Sacred Heart.....	Fr.	34	6
Ryan Dingle, Denver.....	So.	38	6
Ryan Jones, Miami (Ohio).....	So.	39	6
Pete MacArthur, Boston U.	So.	40	6
Joe Pavelski, Wisconsin.....	So.	43	6
8. Sean Bentivoglio, Niagara.....	Jr.	33	5
Dan Murphy, Harvard.....	Sr.	35	5
Darin Olver, Northern Mich.	Jr.	36	5
Tyler McGregor, Holy Cross.....	Sr.	38	5
Tyler Burton, Colgate.....	So.	39	5
Jon Smyth, Colgate.....	Sr.	39	5
Brent Walton, Western Mich.	Sr.	40	5
Ryan Potulny, Minnesota.....	Jr.	41	5
Brian Boyle, Boston College.....	Jr.	42	5
Robbie Earl, Wisconsin.....	Jr.	42	5
Greg Moore, Maine.....	Sr.	42	5
19. Matheiu Beaudoin, Ohio St.	Jr.	32	4
Peter Lenes, Vermont.....	Fr.	32	4
Chris Abbott, Cornell.....	Sr.	33	4
Dave Borrelli, Mercyhurst.....	Sr.	33	4
Nick Johnson, Dartmouth.....	So.	33	4
Steve Canter, Ala.-Huntsville.....	Jr.	34	4
Matt Moulson, Cornell.....	Sr.	35	4
Les Reaney, Niagara.....	Fr.	35	4
Chris Trafford, Mercyhurst.....	Fr.	35	4
Jason Teichma, Mass.-Lowell.....	Jr.	36	4
Mike Walsh, Notre Dame.....	Sr.	36	4
Cody Wild, Providence.....	Fr.	36	4
Nathan Davis, Miami (Ohio).....	So.	37	4

Gabe Gauthier, Denver.....	Sr.	38	4
Joe Jensen, St. Cloud St.	Sr.	38	4
Jamie Bates, Quinnipiac.....	So.	39	4
Matt Davis, Miami (Ohio).....	Sr.	39	4
Michael Gergen, Minn. Duluth.....	Fr.	39	4
Keith Johnson, Maine.....	Jr.	39	4
Pierre Napert-Frenette, Holy Cross.....	Sr.	39	4
Kevin Porter, Michigan.....	So.	39	4
Kyle Wilson, Colgate.....	Sr.	39	4
Brad Zancanaro, Boston U.	Sr.	40	4
Mike Zbriger, St. Lawrence.....	Sr.	40	4
Adam Burish, Wisconsin.....	Sr.	42	4
Chris Collins, Boston College.....	Sr.	42	4
Drew Miller, Michigan St.	Jr.	44	4
Colton Fretter, Michigan St.	Sr.	45	4



Wisconsin's Brian Elliott recorded six shutouts in 2006, en route to leading Division I with a 1.55 goals-against average as a junior.

Photo by Tom Dahlin/NCAA Photos

MEN'S STATISTICAL LEADERS

Goals-Against Average

Rank, Name, Team	Cl.	Goalie Mins.	GA	GA Avg.
1. Brian Elliott, Wisconsin.....	Jr.	2,128	55	1.55
2. Charlie Effinger, Miami (Ohio).....	So.	1,145	35	1.83
3. Jeff Lerg, Michigan St.	Fr.	1,840	60	1.96
4. Joe Fallon, Vermont.....	So.	1,931	65	2.02
5. Jeff Zatkoff, Miami (Ohio).....	Fr.	1,217	41	2.02
6. David McKee, Cornell.....	Jr.	2,139	74	2.08
7. Cory Schneider, Boston College.....	So.	2,361	83	2.11
8. Dave Caruso, Ohio St.	Sr.	2,146	77	2.15
9. Bobby Goepfert, St. Cloud St.	Jr.	2,264	83	2.20
10. Jordan Parise, North Dakota.....	Jr.	2,017	74	2.20
11. Jeff Pietrasiak, New Hampshire.....	Sr.	1,170	43	2.21
12. Jeff Jakaitis, Lake Superior St.	Jr.	2,071	77	2.23
13. Jason Smith, Sacred Heart.....	Jr.	1,793	67	2.24
14. John Curry, Boston U.	Jr.	2,166	81	2.24
15. Ben Bishop, Maine.....	Fr.	1,788	68	2.28
16. Mark Dekanich, Colgate.....	So.	2,126	81	2.29
17. Tony Quesada, Holy Cross.....	Sr.	1,773	68	2.30
18. Bill Zaniboni, Northern Mich.	Jr.	1,947	75	2.31
19. Mike Devine, Dartmouth.....	So.	1,681	65	2.32
20. Tyler Sims, Providence.....	So.	1,988	77	2.32
21. Kris Mayotte, Union (N.Y.).....	Sr.	2,264	88	2.33
22. Layne Sedevie, Bemidji St.	Jr.	1,172	48	2.46
23. David Brown, Notre Dame.....	Jr.	1,724	71	2.47
24. Gabe Winer, Massachusetts.....	Sr.	1,259	52	2.48
25. John Daigneau, Harvard.....	Sr.	1,790	74	2.48
26. Brad Roberts, Army.....	Sr.	2,168	91	2.52
27. Matt Zaba, Colorado Col.	Jr.	2,068	87	2.52
28. Kellen Briggs, Minnesota.....	Jr.	1,832	78	2.55
29. Chad Johnson, Alas. Fairbanks.....	Fr.	984	42	2.56
30. Bud Fisher, Quinnipiac.....	Fr.	1,943	83	2.56

Save Percentage

Rank, Name, Team	Cl.	GA	Saves	Pct.
1. Brian Elliott, Wisconsin.....	Jr.	55	837	.938
2. Charlie Effinger, Miami (Ohio).....	So.	35	475	.931
3. Cory Schneider, Boston College.....	So.	83	1,088	.929
4. Jordan Parise, North Dakota.....	Jr.	74	968	.929
5. Jeff Pietrasiak, New Hampshire.....	Sr.	43	559	.929
6. Jeff Zatkoff, Miami (Ohio).....	Fr.	41	532	.928
7. Jeff Lerg, Michigan St.	Fr.	60	778	.928
8. Jason Smith, Sacred Heart.....	Jr.	67	851	.927
9. Tony Quesada, Holy Cross.....	Sr.	68	836	.925
10. Mark Dekanich, Colgate.....	So.	81	988	.924

Rank	Name, Team	Cl.	GA	Saves	Pct.
11.	Bobby Goepfert, St. Cloud St.	Jr.	83	1,010	.924
12.	Tyler Small, Mercyhurst	Fr.	60	699	.921
13.	Patrick Watson, Merrimack	Fr.	33	380	.920
14.	Jon Quick, Massachusetts	Fr.	45	518	.920
15.	Gabe Winer, Massachusetts	Sr.	52	598	.920
16.	Dan Giffin, Canisius	Fr.	51	585	.920
17.	Jeff Jakaitis, Lake Superior St.	Jr.	77	881	.920
18.	Kris Mayotte, Union (N.Y.)	Sr.	88	987	.918
19.	Layne Sedevie, Bemidji St.	Jr.	48	538	.918
20.	John Curry, Boston U.	Jr.	81	907	.918
21.	Wylie Rogers, Alas. Fairbanks	So.	60	671	.918
22.	Chad Johnson, Alas. Fairbanks	Fr.	42	464	.917
23.	Ray Jean, Bentley	Jr.	82	900	.916
24.	Tyler Sims, Providence	So.	77	845	.916
25.	Scott Munroe, Ala.-Huntsville	Sr.	91	993	.916
26.	Bill Zaniboni, Northern Mich.	Jr.	75	818	.916
27.	Dave Caruso, Ohio St.	Sr.	77	828	.915
28.	David Brown, Notre Dame	Jr.	71	762	.915
29.	Mike Devine, Dartmouth	So.	65	697	.915
30.	Eric Leroux, Princeton	Sr.	63	671	.914

Goalie Winning Percentage

Rank	Name, Team	Cl.	Won	Lost	Tied	Pct.†
1.	Brian Elliott, Wisconsin	Jr.	27	5	3	.814
2.	Tony Quesada, Holy Cross	Sr.	22	6	2	.767
3.	Kellen Briggs, Minnesota	Jr.	21	6	3	.750
4.	Jeff Zatkoff, Miami (Ohio)	Fr.	14	5	1	.725
5.	John Curry, Boston U.	Jr.	24	8	4	.722

Rank	Name, Team	Cl.	Won	Lost	Tied	Pct.†
6.	Jordan Parise, North Dakota	Jr.	24	9	1	.721
7.	Charlie Effinger, Miami (Ohio)	So.	12	4	3	.711
8.	Ben Bishop, Maine	Fr.	21	8	2	.710
9.	Mike Devine, Dartmouth	So.	18	7	2	.704
10.	Tyler Small, Mercyhurst	Fr.	14	6	1	.690
11.	Jeff Lerg, Michigan St.	Fr.	17	6	6	.690
12.	David McKee, Cornell	Jr.	22	9	4	.686
13.	Jeff Pietrasiak, New Hampshire	Sr.	12	5	2	.684
14.	John Daigneau, Harvard	Sr.	19	10	2	.645
15.	Cory Schneider, Boston College	So.	24	13	2	.641
16.	Layne Sedevie, Bemidji St.	Jr.	12	7	1	.625
17.	Billy Sauer, Michigan	Fr.	11	6	4	.619
18.	Jason Smith, Sacred Heart	Jr.	18	11	1	.617
19.	Mark Dekanich, Colgate	So.	18	11	6	.600
	Scott Munroe, Ala.-Huntsville	Sr.	17	11	2	.600
21.	Peter Mannino, Denver	So.	12	8	1	.595
22.	Jeff Van Nynatten, Niagara	Sr.	19	13	0	.594
	Bill Zaniboni, Northern Mich.	Jr.	18	12	2	.594
24.	Justin Pesony, St. Lawrence	So.	20	14	2	.583
	Matt Zaba, Colorado Col.	Jr.	20	14	2	.583
26.	Bobby Goepfert, St. Cloud St.	Jr.	20	14	4	.579
27.	Jerad Kaufmann, Neb.-Omaha	Fr.	16	11	7	.574
28.	Wylie Rogers, Alas. Fairbanks	So.	12	9	1	.568
29.	Dominic Vicari, Michigan St.	Jr.	8	6	2	.563
30.	Glenn Fisher, Denver	Jr.	9	7	2	.556

†Ties computed as half won and half lost.

2006 Division I Team Leaders

Scoring Offense

Rank, Team	Games	Goals	Avg.
1. Mercyhurst	36	150	4.17
2. Minnesota	41	169	4.12
3. Dartmouth	31	113	3.65
4. Michigan	41	147	3.59
5. North Dakota	46	164	3.57
6. Boston U.	40	140	3.50
Niagara	36	126	3.50
8. Boston College	42	146	3.48
9. Neb.-Omaha	41	142	3.46
10. Colorado Col.	42	143	3.40
Maine	42	143	3.40
12. Bemidji St.	37	125	3.38
13. Wisconsin	43	145	3.37
14. Holy Cross	39	130	3.33
Quinnipiac	39	130	3.33
16. Sacred Heart	35	116	3.31
17. St. Lawrence	40	130	3.25
18. Minn. St. Mankato	39	126	3.23
19. Bowling Green	38	122	3.21
20. Denver	39	125	3.21
21. St. Cloud St.	42	134	3.19
22. Clarkson	38	121	3.18
23. Harvard	35	111	3.17
24. Miami (Ohio)	39	122	3.13
25. Ala.-Huntsville	34	105	3.09
26. Michigan St.	45	138	3.07
27. Ferris St.	40	121	3.03
28. New Hampshire	40	120	3.00
29. Northern Mich.	40	118	2.95
30. Providence	36	105	2.92

Scoring Defense

Rank, Team	Games	GA	Avg.
1. Wisconsin	43	79	1.84
2. Miami (Ohio)	39	79	2.03
3. Vermont	38	82	2.16
4. Cornell	35	77	2.20
5. Boston College	42	95	2.26

Rank, Team	Games	GA	Avg.
Maine	42	95	2.26
7. Michigan St.	45	103	2.29
8. Lake Superior St.	36	83	2.31
9. Sacred Heart	35	82	2.34
10. St. Cloud St.	42	99	2.36
11. Ohio St.	39	92	2.36
12. North Dakota	46	109	2.37
13. Colgate	39	93	2.38
14. Boston U.	40	96	2.40
15. Holy Cross	39	95	2.44
16. New Hampshire	40	102	2.55
17. Minnesota	41	105	2.56
18. Colorado Col.	42	109	2.60
19. Northern Mich.	40	104	2.60
20. Army	36	94	2.61
Providence	36	94	2.61
22. Bemidji St.	37	97	2.62
23. Harvard	35	92	2.63
24. Alas. Fairbanks	39	105	2.69
25. Union (N.Y.)	38	103	2.71
26. Notre Dame	36	98	2.72
27. Denver	39	110	2.82
Quinnipiac	39	110	2.82
29. Ferris St.	40	114	2.85
30. Massachusetts	36	103	2.86

Scoring Margin Per Game

Rank, Team	Games	Goals	GA	Margin
1. Minnesota	41	169	105	1.56
2. Wisconsin	43	145	78	1.56
3. Boston College	42	146	95	1.21
4. North Dakota	46	164	109	1.20
5. Maine	42	143	95	1.14
6. Miami (Ohio)	39	122	79	1.10
7. Boston U.	40	140	96	1.10
8. Sacred Heart	35	116	82	0.97
9. Holy Cross	39	130	95	0.90
10. Mercyhurst	36	150	118	0.89
11. St. Cloud St.	42	134	99	0.83
12. Colorado Col.	42	143	109	0.81

Rank, Team	Games	Goals	GA	Margin
13. Michigan St.	45	138	103	0.78
14. Bemidji St.	37	125	97	0.76
15. Dartmouth	31	113	92	0.68
16. Cornell	35	99	77	0.63
17. Harvard	35	111	92	0.54
18. Michigan	41	147	125	0.54
19. Colgate	39	113	93	0.51
Quinnipiac	39	130	110	0.51
21. New Hampshire	40	120	102	0.45
22. Vermont	38	97	82	0.39
23. Denver	39	125	110	0.38
24. Northern Mich.	40	118	104	0.35
25. Providence	36	105	94	0.31
26. Lake Superior St.	36	93	83	0.28
27. Clarkson	38	121	111	0.26
28. St. Lawrence	40	130	121	0.23
29. Ferris St.	40	121	114	0.18
30. Neb.-Omaha	41	142	135	0.17

Winning Percentage

Rank, Team	Won	Lost	Tied	Pct.†
1. Wisconsin	30	10	3	.733
2. Minnesota	27	9	5	.720
3. Holy Cross	27	10	2	.718
Miami (Ohio)	26	9	4	.718
5. Boston U.	26	10	4	.700
6. Maine	28	12	2	.690
7. Cornell	22	9	4	.686
8. Boston College	26	13	3	.655
9. Michigan St.	25	12	8	.644
10. North Dakota	29	16	1	.641
11. Harvard	21	12	2	.629
Sacred Heart	21	12	2	.629
13. Mercyhurst	22	13	1	.625
14. Dartmouth	19	12	2	.606
15. Colorado Col.	24	16	2	.595
16. Colgate	20	13	6	.590
17. Ala.-Huntsville	19	13	2	.588
18. New Hampshire	20	13	7	.588
19. Bemidji St.	20	14	3	.581
20. Denver	21	15	3	.577
21. Northern Mich.	22	16	2	.575
22. Michigan	21	15	5	.573
23. St. Cloud St.	22	16	4	.571
24. Niagara	20	15	1	.569
25. Vermont	18	14	6	.553
26. St. Lawrence	21	17	2	.550
27. Neb.-Omaha	19	15	7	.549
28. Alas. Fairbanks	18	16	5	.526
Quinnipiac	20	18	1	.526
30. Ferris St.	17	15	8	.525

†Ties computed as half won and half lost.

Power-Play Percentage

Rank, Team	PPG	PPA	Pct.
1. Colorado Col.	57	251	.227
2. Minnesota	54	241	.224
3. Denver	55	246	.224
4. Mercyhurst	54	242	.223
5. Maine	56	256	.219

Rank, Team	PPG	PPA	Pct.
6. Holy Cross	51	236	.216
7. North Dakota	52	246	.211
8. Vermont	43	213	.202
9. Sacred Heart	36	179	.201
10. New Hampshire	42	211	.199
11. Michigan St.	56	286	.196
12. Harvard	37	190	.195
13. Michigan	49	254	.193
14. Niagara	45	238	.189
15. Dartmouth	33	177	.186
16. St. Cloud St.	41	221	.186
17. Ferris St.	50	270	.185
18. Clarkson	42	230	.183
19. Wisconsin	47	258	.182
20. Colgate	37	204	.181
21. Providence	35	193	.181
22. Princeton	34	188	.181
23. Neb.-Omaha	42	235	.179
24. Minn. St. Mankato	44	247	.178
25. Bowling Green	44	252	.175
Robert Morris	33	189	.175
27. Boston U.	39	224	.174
28. Lake Superior St.	38	220	.173
29. Bemidji St.	39	229	.170
30. St. Lawrence	46	272	.169

Penalty-Kill Percentage

Rank, Team	Opp. PPG	Opp. PP Att.	Pct.
1. Maine	23	208	.889
2. Wisconsin	26	225	.884
3. Alas. Fairbanks	30	252	.881
4. Miami (Ohio)	31	245	.873
5. Holy Cross	28	218	.872
6. Clarkson	34	258	.868
7. New Hampshire	27	199	.864
8. Vermont	23	169	.864
9. Cornell	31	223	.861
10. Boston College	35	248	.859
11. Bemidji St.	36	253	.858
12. Quinnipiac	36	248	.855
13. Minnesota	31	210	.852
14. Harvard	29	196	.852
15. Northern Mich.	37	250	.852
16. Dartmouth	28	187	.850
17. Ferris St.	37	244	.848
18. St. Cloud St.	30	194	.845
19. Ohio St.	41	259	.842
20. Mercyhurst	41	256	.840
21. Union (N.Y.)	42	261	.839
22. Sacred Heart	36	219	.836
23. Princeton	31	187	.834
24. North Dakota	47	282	.833
St. Lawrence	38	228	.833
26. Providence	32	191	.832
27. Michigan St.	38	226	.832
28. Denver	37	216	.829
29. Michigan	40	233	.828
30. Robert Morris	34	197	.827

2006 Division III Individual Leaders

Points Per Game

Rank	Name, Team	Cl.	Games	Goals	Asst.	Pts.	Avg.
1.	Aaron Johnson, Augsburg	Jr.	25	13	36	49	1.96
2.	Neil Trimm, Neumann	So.	25	18	27	45	1.80
3.	Ryan Woodward, Oswego St.	Jr.	27	23	24	47	1.74
4.	Ryan Ellis, Oswego St.	Fr.	27	21	25	46	1.70
5.	Mickey Gilchrist, Middlebury	So.	30	24	26	50	1.67
	Brian Soik, Milwaukee Engr.	Jr.	27	21	24	45	1.67
	Lee Swallow, Milwaukee Engr.	So.	27	16	29	45	1.67
8.	Jeremy Koning, New England Col.	Sr.	28	19	27	46	1.64
9.	Mike Dryer, Fitchburg St.	Jr.	25	16	24	40	1.60
	T.J. Kelley, Colby	So.	25	16	24	40	1.60
11.	Jocelyn DuBord, Oswego St.	Sr.	27	12	31	43	1.59
	Jason Murfitt, Manhattanville	So.	27	16	27	43	1.59
13.	Matt McCarthy, Tufts	Sr.	22	18	17	35	1.59
14.	Garrett Winder, Norwich	Sr.	29	19	27	46	1.59
15.	Jon Keseley, Gust. Adolphus	Jr.	26	17	24	41	1.58
16.	Sean Burke, Buffalo St.	Sr.	25	26	13	39	1.56
17.	Anthony Monte, Nichols	Fr.	27	23	19	42	1.56
18.	Matt Zeman, Fredonia St.	Jr.	24	15	22	37	1.54
19.	Ryan McCarthy, Potsdam St.	Jr.	26	18	22	40	1.54
20.	Kyle McCullough, Mass.-Dartmouth	Jr.	30	24	22	46	1.53
21.	Josh Reber, Colby	So.	25	6	32	38	1.52
22.	Jacob Cline, Nichols	Fr.	26	13	26	39	1.50
	Eric Frank, Mass.-Dartmouth	Sr.	28	20	22	42	1.50
	Blair Hanberg, Milwaukee Engr.	So.	26	20	19	39	1.50
25.	Rick Cleaver, Norwich	So.	29	28	15	43	1.48
26.	Stephen Schofield, Fitchburg St.	Jr.	25	13	24	37	1.48
27.	Mitch Stephens, Geneseo St.	Jr.	30	16	28	44	1.47
28.	Gus Katsuras, Hamilton	Sr.	26	18	20	38	1.46
29.	Nikita Kashirsky, Norwich	Fr.	29	19	23	42	1.45
30.	T.J. Sakaluk, Potsdam St.	So.	23	14	19	33	1.43

Rank	Name, Team	Cl.	Games	Goals	Avg.
	Gus Katsuras, Hamilton	Sr.	26	18	0.69
	Goose LaCroix, Plymouth St.	Jr.	26	18	0.69
	Ryan McCarthy, Potsdam St.	Jr.	26	18	0.69
24.	Connor Hughes, St. Norbert	Sr.	32	22	0.69
25.	John Rocchio, Suffolk	Fr.	22	15	0.68
26.	Greg Osborne, Colby	Jr.	25	17	0.68
27.	Jeremy Koning, New England Col.	Sr.	28	19	0.68
28.	Kent Bostrom, Bethel (Minn.)	Fr.	27	18	0.67
	Conor Bradley, Hobart	Jr.	27	18	0.67
	Mark Carragher, Southern Me.	Jr.	27	18	0.67
	Derek Hansberry, Wis.-River Falls	Fr.	27	18	0.67
	Brandon Jackmuff, Williams	So.	24	16	0.67

Assists Per Game

Rank	Name, Team	Cl.	Games	Assists	Avg.
1.	Aaron Johnson, Augsburg	Jr.	25	36	1.44
2.	Josh Reber, Colby	So.	25	32	1.28
3.	Jocelyn DuBord, Oswego St.	Sr.	27	31	1.15
4.	Neil Trimm, Neumann	So.	25	27	1.08
5.	Lee Swallow, Milwaukee Engr.	So.	27	29	1.07
6.	Jacob Cline, Nichols	Fr.	26	26	1.00
	Jason Murfitt, Manhattanville	So.	27	27	1.00
8.	Jeremy Koning, New England Col.	Sr.	28	27	0.96
9.	Jordan Menzies, Manhattanville	Jr.	27	26	0.96
	Brandon Wilcox, St. Thomas (Minn.)	Sr.	27	26	0.96
11.	Mike Dryer, Fitchburg St.	Jr.	25	24	0.96
	T.J. Kelley, Colby	So.	25	24	0.96
	Stephen Schofield, Fitchburg St.	Jr.	25	24	0.96
14.	Greg O'Connell, Tufts	So.	24	23	0.96
15.	Mitch Stephens, Geneseo St.	Jr.	30	28	0.93
16.	Garrett Winder, Norwich	Sr.	29	27	0.93
17.	Ryan Ellis, Oswego St.	Fr.	27	25	0.93
	Nick Harris, St. Thomas (Minn.)	Jr.	27	25	0.93
	C.J. Thompson, Oswego St.	So.	27	25	0.93
20.	Dan Bonne, Bethel (Minn.)	So.	26	24	0.92
	Jon Keseley, Gust. Adolphus	Jr.	26	24	0.92
	Rory Nickerson, Plymouth St.	Sr.	26	24	0.92
23.	James Shipley, Milwaukee Engr.	Sr.	25	23	0.92
24.	Matt Zeman, Fredonia St.	Jr.	24	22	0.92
25.	Mike Kneeland, Lake Forest	Fr.	28	25	0.89
26.	Dan Conley, Salve Regina	Sr.	18	16	0.89
	Brian Soik, Milwaukee Engr.	Jr.	27	24	0.89
	Ryan Woodward, Oswego St.	Jr.	27	24	0.89
29.	Mickey Gilchrist, Middlebury	So.	30	26	0.87
30.	Arthur Fritch, Colby	So.	22	19	0.86

Power-Play Goals

Rank	Name, Team	Cl.	Games	PPG
1.	Kevin Galan, Plattsburgh St.	Fr.	31	15
2.	Connor Hughes, St. Norbert	Sr.	32	13
3.	Sean Burke, Buffalo St.	Sr.	25	12
	Ryan McCarthy, Potsdam St.	Jr.	26	12
	Brian Soik, Milwaukee Engr.	Jr.	27	12
	Neal Sheehan, Fredonia St.	So.	28	12
	Rick Cleaver, Norwich	So.	29	12
8.	Greg Osborne, Colby	Jr.	25	11
	Mike Hosfield, Gust. Adolphus	Jr.	26	11
	Conor Bradley, Hobart	Jr.	27	11
	Ryan Ellis, Oswego St.	Fr.	27	11
	Derek Hansberry, Wis.-River Falls	Fr.	27	11
13.	Greg McCarthy, Tufts	Fr.	24	10
	Mike Hedden, Neumann	Fr.	25	10
	Loren Havemeier, Gust. Adolphus	Sr.	26	10
	Joey Martini, St. Scholastica	Fr.	26	10
	Matt McGilvary, Johnson & Wales (R.I.)	So.	26	10
	Ryan Woodward, Oswego St.	Jr.	27	10
	Nicolas Dumoulin, Elmira	Fr.	29	10
	Andy Cote, St. Norbert	Jr.	32	10
21.	Critter Nagurski, Augsburg	Jr.	25	9
	Matt Shillace, Cortland St.	Sr.	25	9
	Chip Dunleavy, Wis.-Eau Claire	Sr.	27	9
	Lee Swallow, Milwaukee Engr.	So.	27	9
	C.J. Thompson, Oswego St.	So.	27	9
	Mickey Gilchrist, Middlebury	So.	30	9
	Kyle McCullough, Mass.-Dartmouth	Jr.	30	9
28.	Matt McCarthy, Tufts	Sr.	22	8

Photo by Charles Walbridge/Augsburg College



Aaron Johnson led Division III in points per game and assists per game last season. The Augsburg junior forward racked up 13 goals and 36 assists for 49 points in 25 games.

Goals Per Game

Rank	Name, Team	Cl.	Games	Goals	Avg.
1.	Sean Burke, Buffalo St.	Sr.	25	26	1.04
2.	Rick Cleaver, Norwich	So.	29	28	0.97
3.	Anthony Monte, Nichols	Fr.	27	23	0.85
	Ryan Woodward, Oswego St.	Jr.	27	23	0.85
5.	Critter Nagurski, Augsburg	Jr.	25	21	0.84
6.	Matt McCarthy, Tufts	Sr.	22	18	0.82
7.	Mickey Gilchrist, Middlebury	So.	30	24	0.80
	Kyle McCullough, Mass.-Dartmouth	Jr.	30	24	0.80
9.	Ryan Ellis, Oswego St.	Fr.	27	21	0.78
	Brian Soik, Milwaukee Engr.	Jr.	27	21	0.78
11.	Blair Hanberg, Milwaukee Engr.	So.	26	20	0.77
12.	Mike Hosfield, Gust. Adolphus	Jr.	26	19	0.73
	Greg Mailloux, Fitchburg St.	Jr.	26	19	0.73
14.	RG Flath, Milwaukee Engr.	Fr.	25	18	0.72
	Mike Gibbons, Skidmore	Fr.	25	18	0.72
	Mike Hedden, Neumann	Fr.	25	18	0.72
	Dennis Kane, Plymouth St.	Sr.	25	18	0.72
	Neil Trimm, Neumann	So.	25	18	0.72
19.	Eric Frank, Mass.-Dartmouth	Sr.	28	20	0.71
20.	Loren Havemeier, Gust. Adolphus	Sr.	26	18	0.69

Rank	Name, Team	Cl.	Games	PPG
	Brandon Jackmuff, Williams.....	So.	24	8
	Mike Dryer, Fitchburg St.	Jr.	25	8
	Joe Haehn, Augsburg	Sr.	25	8
	Blair Hanberg, Milwaukee Engr.	So.	26	8
	Brendan McLaughlin, Oswego St.	Fr.	27	8
	Jordan Menzies, Manhattanville.....	Jr.	27	8
	Jason Murfitt, Manhattanville	So.	27	8
	Andrew Derton, St. Norbert.....	Jr.	28	8

Short-Handed Goals

Rank	Name, Team	Cl.	Games	SHG
1.	Mitch Stephens, Geneseo St.	Jr.	30	7
2.	John Rocchio, Suffolk	Fr.	22	4
	Andrew Broughton, Curry.....	Fr.	24	4
	RG Flath, Milwaukee Engr.	Fr.	25	4
	Dustin Fulton, Hamline.....	Fr.	25	4
	Rob Hutchison, Skidmore.....	Jr.	25	4
	Mark Cavanagh, Wentworth Inst.	Sr.	26	4
	Matt Stendahl, Wis.-Stevens Point	Fr.	26	4
	Ryan Gervais, Nichols	Fr.	27	4
	Tyler Canal, Lake Forest	Jr.	28	4
	Kyle McCullough, Mass.-Dartmouth	Jr.	30	4
12.	Mike Mallette, Salve Regina	So.	22	3
	Dan Pencinger, Suffolk	So.	23	3
	Steve Bruch, Williams	So.	24	3
	Zach Cobb, Johnson & Wales (R.I.)	Jr.	24	3
	Jeff Affleck, Northland	Sr.	26	3
	Chris Cadieux, Plymouth St.	So.	26	3
	Erik Kallio, Hamilton	Sr.	26	3
	Gus Katsuras, Hamilton	Sr.	26	3
	Chad Little, Marian (Wis.)	Jr.	27	3
	Anthony Monte, Nichols.....	Fr.	27	3
	Ryan Woodward, Oswego St.	Jr.	27	3
	Rick Cleaver, Norwich	So.	29	3
	Evgeny Saidachev, Middlebury.....	Jr.	29	3
25.	Bill McCreary, Curry	Fr.	13	2
	Alex Beatrice, Lebanon Valley	Jr.	16	2
	Connor Lyons, Nichols	Fr.	18	2
	Rob Tarantino, Rochester Inst.	Jr.	21	2
	Matt McCarthy, Tufts	Sr.	22	2
	John Wierzba, Wesleyan (Conn.)	Fr.	22	2
	Stephen Butler, Framingham St.	So.	23	2
	Chris Finnerty, Lebanon Valley.....	Sr.	23	2
	Ross Goff, Fitchburg St.	So.	23	2
	Adam Gill, St. Mary's (Minn.)	So.	24	2
	Brandon Jackmuff, Williams.....	So.	24	2
	Alex Olson, Suffolk	Fr.	24	2
	Justin Todd, Lebanon Valley	So.	24	2
	Brett Bestwick, Geneseo St.	Jr.	25	2
	Mike Collins, Bowdoin	Fr.	25	2
	James Goodfellow, Marian (Wis.).....	Fr.	25	2
	Patrick Haley, Curry	Fr.	25	2
	Critter Nagurski, Augsburg.....	Jr.	25	2
	Andy Panchenko, St. Thomas (Minn.)	So.	25	2
	Derek Porter, Nichols	Fr.	25	2
	Billy Schill, Marian (Wis.)	Fr.	25	2
	Stephen Schofield, Fitchburg St.	Jr.	25	2
	Rolf Ulvin, Wis.-Stevens Point	Jr.	25	2
	Scott Bjorklund, St. John's (Minn.)	Sr.	26	2
	Jon Landry, Bowdoin.....	Sr.	26	2
	Steve Dusich, Gust. Adolphus	Jr.	26	2
	Sean Ferguson, Salem St.	Jr.	26	2
	Colin Greenlees, St. Thomas (Minn.)	Sr.	26	2
	Goose LaCroix, Plymouth St.	Jr.	26	2
	Jason Ledo, Fitchburg St.	Jr.	26	2
	Greg Mailloux, Fitchburg St.	Jr.	26	2
	Greg McConnell, Bowdoin.....	Jr.	26	2
	Colby McVey, Hobart	Sr.	26	2
	Ben Ollila, Gust. Adolphus	Fr.	26	2
	Mark Carragher, Southern Me.	Jr.	27	2
	Kyle Cook, Nichols	Fr.	27	2
	Sean Fish, Wis.-Stevens Point.....	Fr.	27	2
	Simon Labrosse-Gelinas, Milwaukee Engr.	Fr.	27	2
	Russel Law, Wis.-Stevens Point	Fr.	27	2
	Brendan McLaughlin, Oswego St.	Fr.	27	2
	Brian Soik, Milwaukee Engr.	Jr.	27	2
	Trevor Spiridi, Curry	So.	27	2
	Steve Kelleher, Curry.....	So.	28	2
	Neal Sheehan, Fredonia St.	So.	28	2
	Sam Driver, Middlebury	So.	29	2
	Michael Serba, Norwich	Sr.	29	2

Game-Winning Goals

Rank	Name, Team	Cl.	Games	GWG
1.	Jeff Grant, Mass.-Dartmouth.....	So.	30	7
2.	Connor Hughes, St. Norbert.....	Sr.	32	6
3.	Joel Covelli, Colby	Fr.	24	5
	Mike Hedden, Neumann.....	Fr.	25	5
	Lee Swallow, Milwaukee Engr.	So.	27	5
	Eric Frank, Mass.-Dartmouth	Sr.	28	5
	Justin Joy, Elmira	Jr.	28	5
	Andrew Stearns, Wis.-Stout	Jr.	28	5
	Mickey Gilchrist, Middlebury.....	So.	30	5
10.	Joe Milo, Tufts	Fr.	22	4
	Tom Freeman, St. John's (Minn.)	So.	24	4
	Brandon Jackmuff, Williams.....	So.	24	4
	Colin Greenlees, St. Thomas (Minn.)	Sr.	26	4
	Blair Hanberg, Milwaukee Engr.	So.	26	4
	Mike Hosfield, Gust. Adolphus.....	Jr.	26	4
	Joey Hughes, St. Scholastica.....	Fr.	26	4
	Goose LaCroix, Plymouth St.	Jr.	26	4
	Joey Marini, St. Scholastica	Fr.	26	4
	Kent Bostrom, Bethel (Minn.)	Fr.	27	4
	Sean Fish, Wis.-Stevens Point.....	Fr.	27	4
	John Geverd, Babson	So.	27	4
	Anthony Monte, Nichols.....	Fr.	27	4
	Jason Murfitt, Manhattanville.....	So.	27	4
	Ryan Woodward, Oswego St.	Jr.	27	4
	Mike MacDonald, Geneseo St.	Jr.	28	4
	Nikita Kashirsky, Norwich	Fr.	29	4
	Mitch Stephens, Geneseo St.	Jr.	30	4
	Andy Cote, St. Norbert	Jr.	32	4
29.	Trent Cassen, Geneseo St.	So.	17	3
	Ian Ross, St. John's (Minn.)	Jr.	20	3
	Patrick Rutherford, Colby	Jr.	21	3
	Scott Sikkink, Wis.-Stout	So.	22	3
	Ryan Moreau, Plymouth St.	So.	23	3
	Adam Dann, Bowdoin	Sr.	24	3
	Drew Madeiros, Salem St.	Sr.	24	3
	Matt Zeman, Fredonia St.	Jr.	24	3
	Sean Burke, Buffalo St.	Sr.	25	3
	Neil Clark, Manhattanville.....	Sr.	25	3
	RG Flath, Milwaukee Engr.	Fr.	25	3
	Mike Gibbons, Skidmore.....	Fr.	25	3
	James Goodfellow, Marian (Wis.).....	Fr.	25	3
	Kyle Koziara, Middlebury.....	Fr.	25	3
	Neil Trimm, Neumann.....	So.	25	3
	Gus Katsuras, Hamilton	Sr.	26	3
	Greg Mailloux, Fitchburg St.	Jr.	26	3
	Greg McConnell, Bowdoin.....	Jr.	26	3
	Matt McGilvary, Johnson & Wales (R.I.)	So.	26	3
	Cory Wilson, Lake Forest	Sr.	26	3
	Brad Baldelli, Babson	Fr.	27	3
	Jeff Bieber, Nichols	Fr.	27	3
	Pat Borgestad, Wis.-River Falls	So.	27	3
	Conor Bradley, Hobart.....	Jr.	27	3
	Kyle Cook, Nichols	Fr.	27	3
	Ryan Ellis, Oswego St.	Fr.	27	3
	Ryan Gervais, Nichols	Fr.	27	3
	Colin Kingston, Utica	Fr.	27	3
	Dan Krmpotic, St. Thomas (Minn.)	Sr.	27	3
	Jon Landry, Bowdoin.....	Sr.	27	3
	Russel Law, Wis.-Stevens Point	Fr.	27	3
	Brendan McLaughlin, Oswego St.	Fr.	27	3
	Brian Soik, Milwaukee Engr.	Jr.	27	3
	Mike Kneeland, Lake Forest.....	Fr.	28	3
	Jeremy Koning, New England Col.	Sr.	28	3
	Edward Poirier, Hobart	Sr.	28	3
	Kraig Kuzma, Fredonia St.	Jr.	29	3
	Eric Lauriault, Norwich	So.	29	3
	Raphael Robitaille, Norwich	So.	29	3
	Justin Rafferty, Plattsburgh St.	Sr.	31	3

Goals-Against Average

Rank	Name, Team	Cl.	Goalie Mins.	GA	GA Avg.
1.	Ross Cherry, Middlebury	So.	901	21	1.40
2.	Doug Raeder, Middlebury	Fr.	779	20	1.54
3.	Jon Dryjowicz-Burek, Mass.-Dartmouth	Fr.	1,356	39	1.73
4.	Kyle Jones, St. Norbert	So.	1,768	52	1.77
5.	Dave Scardella, Wesleyan (Conn.).....	Jr.	577	18	1.87

Rank, Name, Team	Cl.	Goalie Mins.	GA	GA Avg.
6. Adam Hanna, St. John's (Minn.)	Sr.	1,574	53	2.02
7. Greg Fargo, Elmira	Sr.	1,413	48	2.04
8. Chance Gieni, Norwich	Fr.	794	27	2.04
9. AJ Bucchino, Wis.-River Falls	So.	1,096	38	2.08
10. Mathieu Bonnelly, Wis.-Superior	Sr.	1,159	42	2.18
11. Keith Longo, Hobart	Fr.	1,096	40	2.19
12. Matt Burzon, Milwaukee Engr.	Jr.	1,085	40	2.21
13. Joe Dovalina, Milwaukee Engr.	Jr.	550	21	2.29
14. Scott Gray, New England Col.	Jr.	1,581	61	2.31
15. Adam Dekker, Utica	So.	1,572	62	2.37
16. Andrew Gallant, Manhattanville	Jr.	1,285	51	2.38
17. Skylar Nipps, Babson	Fr.	703	28	2.39
18. Jeff Wilde, St. Olaf	Jr.	550	22	2.40
19. George Papachristopoulos, Bowdoin	Sr.	1,370	55	2.41
20. Henry Breslin, Trinity (Conn.)	Sr.	1,271	52	2.45
21. David Beckles, Southern Me.	Jr.	1,003	42	2.51
22. Dan Kehler, St. Olaf	Sr.	1,090	48	2.64
23. Tyler Johnson, St. Scholastica	So.	542	24	2.66
24. Craig Weiner, Babson	Sr.	895	40	2.68
25. Ben Grandjean, Colby	Jr.	975	44	2.71
26. Craig Neilson, Plattsburgh St.	Sr.	1,418	64	2.71
27. Treye Kettwick, St. Thomas (Minn.)	Jr.	1,032	47	2.73
28. Steve Bounds, St. Scholastica	Fr.	1,064	49	2.76
29. Mike Palladino, Wesleyan (Conn.)	Fr.	822	38	2.77
30. Brandon Kohuch, Lake Forest	Fr.	871	41	2.82

Rank, Name, Team	Cl.	GA	Saves	Pct.
6. Keith Longo, Hobart	Fr.	40	514	.928
7. Greg Fargo, Elmira	Sr.	48	601	.926
8. Brandon Kohuch, Lake Forest	Fr.	41	506	.925
9. Scott Campbell, Lake Forest	Fr.	40	485	.924
10. Adam Hanna, St. John's (Minn.)	Sr.	53	612	.920
11. Kyle Jones, St. Norbert	So.	52	590	.919
12. Karl Helgesson, Plymouth St.	So.	67	759	.919
13. Mathieu Bonnelly, Wis.-Superior	Sr.	42	474	.919
14. Michael Ronan, Salem St.	So.	37	411	.917
15. Curtis Nosal, St. Mary's (Minn.)	Sr.	51	559	.916
16. George Papachristopoulos, Bowdoin	Sr.	55	602	.916
17. Ben Grandjean, Colby	Jr.	44	478	.916
18. Andrew Gallant, Manhattanville	Jr.	51	552	.915
19. Scott Gray, New England Col.	Jr.	61	652	.914
20. Jeff Wilde, St. Olaf	Jr.	22	234	.914
21. Mike Collochio, Neumann	So.	58	615	.914
22. Matt Burzon, Milwaukee Engr.	Jr.	40	423	.914
23. Joe Dovalina, Milwaukee Engr.	Jr.	21	222	.914
24. David Beckles, Southern Me.	Jr.	42	438	.913
25. Mike Palladino, Wesleyan (Conn.)	Fr.	38	396	.912
26. Devan McConnell, Fitchburg St.	So.	63	655	.912
27. Kevin Adam, Salem St.	Jr.	37	383	.912
28. Henry Breslin, Trinity (Conn.)	Sr.	52	531	.911
29. Mike Stone, Wis.-Stout	So.	48	487	.910
30. Chance Gieni, Norwich	Fr.	27	271	.909

Goalie Winning Percentage

Rank, Name, Team	Cl.	Won	Lost	Tied	Pct.†
1. Ross Cherry, Middlebury	So.	13	1	1	.900
2. Doug Raeder, Middlebury	Fr.	11	1	1	.885
3. Kyle Jones, St. Norbert	So.	24	4	2	.833
4. Matt Burzon, Milwaukee Engr.	Jr.	14	3	0	.824
5. Jon Dryjowicz-Burek, Mass.-Dartmouth	Jr.	17	5	0	.773
Greg Fargo, Elmira	Sr.	16	4	2	.773
Andrew Gallant, Manhattanville	Jr.	17	5	0	.773
8. Joe Dovalina, Milwaukee Engr.	Jr.	7	2	1	.750
Chance Gieni, Norwich	Fr.	10	3	1	.750
10. Scott Gray, New England Col.	Jr.	17	6	3	.712
11. Keith Fink, Nichols	Fr.	16	6	2	.708
12. Mathieu Bonnelly, Wis.-Superior	Sr.	13	5	2	.700
13. George Papachristopoulos, Bowdoin	Sr.	15	6	2	.696
14. Ryan Scott, Oswego St.	So.	16	7	1	.688
15. Treye Kettwick, St. Thomas (Minn.)	Jr.	11	5	1	.676
Brad Shirley, Williams	Jr.	11	5	1	.676
17. Adam Hanna, St. John's (Minn.)	Sr.	16	7	3	.673
18. Tyler Johnson, St. Scholastica	So.	6	3	0	.667
Skylar Nipps, Babson	Fr.	8	4	0	.667
20. Derek Jokic, Geneseo St.	So.	16	8	2	.654
21. Karl Helgesson, Plymouth St.	So.	15	8	1	.646
22. Brandon Kohuch, Lake Forest	Fr.	9	5	0	.643
23. AJ Bucchino, Wis.-River Falls	So.	10	5	3	.639
24. Ben Grandjean, Colby	Jr.	9	5	1	.633
25. Keith Longo, Hobart	Fr.	12	7	0	.632
26. Rick Cazares, Fredonia St.	So.	13	8	3	.604
Dustin Thompson, Bethel (Minn.)	Jr.	14	9	1	.604
28. Mike Stone, Wis.-Stout	So.	9	6	0	.600
Craig Weiner, Babson	Sr.	9	6	0	.600
30. Craig Neilson, Plattsburgh St.	Sr.	14	10	1	.580

†Ties computed as half won and half lost.



Photo by Middlebury Sports Information

Middlebury's Ross Cherry led Division III in both goals-against average (1.40) and goalie winning percentage (.900) in 2006. Cherry also finished fifth in save percentage (.930) as the Panthers won their third consecutive division championship.

Save Percentage

Rank, Name, Team	Cl.	GA	Saves	Pct.
1. Jon Dryjowicz-Burek, Mass.-Dartmouth	Fr.	39	621	.941
2. Dave Scardella, Wesleyan (Conn.)	Jr.	18	286	.941
3. AJ Bucchino, Wis.-River Falls	So.	38	579	.938
4. Doug Raeder, Middlebury	Fr.	20	287	.935
5. Ross Cherry, Middlebury	So.	21	280	.930

2006 Division III Team Leaders

Scoring Offense

Rank, Team	Games	Goals	Avg.
1. Nichols	27	152	5.63
2. Milwaukee Engr.	27	144	5.33
3. Norwich	29	151	5.21
4. Curry	28	138	4.93
5. Oswego St.	27	133	4.93
6. St. Norbert	32	150	4.69
7. Middlebury	30	137	4.57
8. Bethel (Minn.)	27	121	4.48
9. Plattsburgh St.	32	143	4.47
10. Gust. Adolphus	26	116	4.46
11. Plymouth St.	26	114	4.38
12. Mass.-Dartmouth	30	131	4.37
13. Fitchburg St.	26	113	4.35
14. Manhattanville	27	116	4.30
15. Marian (Wis.)	27	113	4.19
16. Hobart	28	117	4.18
17. Wentworth Inst.	26	108	4.15
18. Augsburg	25	103	4.12
19. Bowdoin	27	109	4.04
20. New England Col.	28	111	3.96
21. Colby	25	99	3.96
22. St. Scholastica	27	106	3.93
23. Salem St.	26	102	3.92
24. Geneseo St.	30	117	3.90
25. Fredonia St.	29	113	3.90
26. Williams	24	92	3.83
27. St. John's (Minn.)	26	99	3.81
28. Hamilton	26	98	3.77
29. St. Thomas (Minn.)	27	100	3.70
30. Babson	27	98	3.63

Scoring Defense

Rank, Team	Games	GA	Avg.
1. Middlebury	30	44	1.47
2. Mass.-Dartmouth	30	49	1.63
3. Norwich	29	56	1.93
4. St. Norbert	32	63	1.97
5. St. John's (Minn.)	26	53	2.04
6. Wis.-River Falls	27	62	2.30
Milwaukee Engr.	27	62	2.30
8. New England Col.	28	67	2.39
9. Manhattanville	27	65	2.41
10. Utica	27	66	2.44
11. Elmira	29	73	2.52
12. Wesleyan (Conn.)	24	61	2.54
13. Babson	27	69	2.56
St. Thomas (Minn.)	27	69	2.56
Bowdoin	27	69	2.56
16. Wis.-Superior	31	80	2.58
17. Hobart	28	73	2.61
18. St. Olaf	27	72	2.67
19. St. Scholastica	27	73	2.70
20. Plattsburgh St.	32	87	2.72
21. Trinity (Conn.)	26	73	2.81
22. Fredonia St.	29	82	2.83
23. Lake Forest	28	81	2.89
24. Colby	25	73	2.92
25. Curry	28	84	3.00
26. Bethel (Minn.)	27	83	3.07
Oswego St.	27	83	3.07
28. Southern Me.	27	84	3.11
29. Plymouth St.	26	83	3.19
30. Wis.-Stevens Point	27	87	3.22

Scoring Margin Per Game

Rank, Team	Games	Goals	GA	Margin
1. Norwich	29	151	56	3.28
2. Middlebury	30	137	44	3.10
3. Milwaukee Engr.	27	144	62	3.04
4. St. Norbert	32	150	62	2.75
5. Mass.-Dartmouth	30	131	49	2.73
6. Nichols	27	152	89	2.33
7. Curry	28	138	84	1.93
8. Manhattanville	27	116	65	1.89

Rank, Team	Games	Goals	GA	Margin
9. Oswego St.	27	133	83	1.85
10. St. John's (Minn.)	26	99	53	1.77
11. Plattsburgh St.	32	143	87	1.75
12. Hobart	28	117	73	1.57
New England Col.	28	111	67	1.57
14. Bowdoin	27	109	69	1.48
15. Bethel (Minn.)	27	121	83	1.41
16. St. Scholastica	27	106	73	1.22
17. Plymouth St.	26	114	83	1.19
18. St. Thomas (Minn.)	27	100	69	1.15
Wis.-River Falls	27	93	62	1.15
20. Gust. Adolphus	26	116	87	1.12
21. Fitchburg St.	26	113	85	1.08
22. Babson	27	98	69	1.07
23. Fredonia St.	29	113	82	1.07
24. Colby	25	99	73	1.04
25. Elmira	29	98	73	0.86
26. Lake Forest	28	101	81	0.71
27. Wis.-Superior	31	102	80	0.71
28. Salem St.	26	102	86	0.62
29. Trinity (Conn.)	26	88	73	0.58
30. St. Olaf	27	84	72	0.44

Winning Percentage

Rank, Team	Won	Lost	Tied	Pct. †
1. Middlebury	26	2	2	.900
2. Mass.-Dartmouth	25	5	0	.833
3. St. Norbert	25	5	2	.813
4. Milwaukee Engr.	21	5	1	.796
5. Norwich	22	5	2	.793
6. Manhattanville	20	5	2	.778
7. New England Col.	19	6	3	.732
8. Hobart	20	8	0	.714
9. Nichols	18	7	2	.704
Oswego St.	18	7	2	.704
11. Bowdoin	17	7	3	.685
Wis.-River Falls	17	7	3	.685
13. St. John's (Minn.)	16	7	3	.673
14. Geneseo St.	19	9	2	.667
15. Elmira	18	9	2	.655
16. St. Thomas (Minn.)	17	9	1	.648
17. Williams	14	7	3	.646
18. Fredonia St.	17	9	3	.638
19. Plymouth St.	16	9	1	.635
20. Babson	17	10	0	.630
Bethel (Minn.)	16	9	2	.630
22. Wis.-Superior	18	10	3	.629
23. Colby	15	9	1	.620
24. Plattsburgh St.	19	12	1	.609
25. St. Scholastica	15	10	2	.593
26. Curry	16	11	1	.589
27. Neumann	14	10	1	.580
28. Fitchburg St.	14	11	1	.558
Gust. Adolphus	14	11	1	.558
Trinity (Conn.)	13	10	3	.558

†Ties computed as half won and half lost.

Power-Play Percentage

Rank, Team	PPG	PPA	Pct.
1. Oswego St.	56	193	.290
2. Potsdam St.	53	189	.280
3. Gust. Adolphus	43	156	.276
4. Plattsburgh St.	57	216	.264
5. St. Norbert	60	233	.258
6. Milwaukee Engr.	48	193	.249
7. Middlebury	44	177	.249
8. St. Thomas (Minn.)	31	127	.244
9. Manhattanville	48	197	.244
10. Augsburg	35	145	.241
11. Norwich	47	196	.240
12. Bethel (Minn.)	32	134	.239
13. Elmira	47	201	.234
14. Tufts	37	159	.233
15. Colby	36	156	.231
St. Scholastica	30	130	.231
17. Geneseo St.	45	197	.228
18. Johnson & Wales (R.I.)	39	173	.225

MEN'S STATISTICAL LEADERS

Rank, Team	PPG	PPA	Pct.
19. Wis.-River Falls.....	33	148	.223
20. Wentworth Inst.	37	168	.220
21. Fredonia St.	40	185	.216
22. Bowdoin.....	34	160	.213
23. Plymouth St.	31	147	.211
24. Babson.....	34	162	.210
25. Nichols.....	44	213	.207
26. Hobart.....	41	199	.206
27. Curry.....	34	166	.205
28. Amherst.....	29	143	.203
29. Buffalo St.	34	168	.202
30. Fitchburg St.	37	186	.199

Penalty-Kill Percentage

Rank, Team	Opp. PPG	Opp. PP Att.	Pct.
1. Mass.-Dartmouth.....	12	143	.916
2. Norwich.....	18	172	.895
3. St. Norbert.....	20	188	.894
4. St. John's (Minn.)	15	135	.889
5. Manhattanville	22	193	.886
6. Babson.....	17	145	.883
7. Wis.-Stevens Point.....	21	166	.873

Rank, Team	Opp. PPG	Opp. PP Att.	Pct.
8. St. Olaf.....	16	126	.873
9. New England Col.	22	161	.863
10. Middlebury.....	23	166	.861
11. Milwaukee Engr.	28	201	.861
12. Nichols.....	26	185	.859
13. Utica.....	25	173	.855
14. Fitchburg St.	22	149	.852
15. Bowdoin.....	27	175	.846
16. Elmira.....	30	193	.845
17. Hobart.....	28	179	.844
18. Wis.-River Falls.....	22	140	.843
19. Curry.....	35	222	.842
20. Southern Me.	27	169	.840
21. Rochester Inst.	35	217	.839
22. Amherst.....	27	167	.838
23. Lake Forest.....	26	159	.836
24. Trinity (Conn.).....	23	140	.836
25. Gust. Adolphus.....	25	151	.834
26. St. Thomas (Minn.)	22	130	.831
Tufts.....	22	130	.831
28. Wentworth Inst.	36	212	.830
29. St. Scholastica.....	22	129	.829
30. Wesleyan (Conn.).....	21	123	.829

2006 Men's Conference Standings

Division I Conference Standings.....	94
Division III Conference Standings.....	94



MIDWEST COLLEGIATE HOCKEY ASSOCIATION

Team	Conference				Full Season			
	W	L	T	Pct.	W	L	T	Pct.
Milwaukee Engr.*	17	2	1	.875	21	5	1	.796
Marian (Wis.)	13	6	1	.675	14	12	1	.537
Finlandia	9	8	3	.525	10	13	3	.442
Lawrence	7	9	4	.450	9	14	4	.407
Minn.-Crookston	6	13	1	.325	6	18	2	.269
Northland	3	17	0	.150	3	23	0	.115

MINNESOTA INTERCOLLEGIATE ATHLETIC CONFERENCE

Team	Conference				Full Season			
	W	L	T	Pct.	W	L	T	Pct.
St. Thomas (Minn.)	13	2	1	.844	17	9	1	.648
St. John's (Minn.)	11	3	2	.750	16	7	3	.673
St. Olaf*	8	5	3	.594	12	10	5	.537
Bethel	8	6	2	.563	16	9	2	.630
Gust. Adolphus	9	7	0	.563	14	11	1	.558
St. Mary's (Minn.)	8	8	0	.500	9	14	1	.396
Augsburg	5	8	3	.406	9	13	3	.420
Hamline	3	11	2	.250	4	18	3	.220
Concordia-M'head	0	15	1	.031	5	18	2	.240

NEW ENGLAND SMALL COLLEGE ATHLETIC CONFERENCE

Team	Conference				Full Season			
	W	L	T	Pct.	W	L	T	Pct.
Middlebury*	16	2	1	.868	26	2	2	.900
Williams	13	3	3	.763	14	7	3	.646
Bowdoin	10	6	3	.605	17	7	3	.685
Colby	11	7	1	.605	15	9	1	.620
Trinity (Conn.)	9	7	3	.553	13	10	3	.558
Amherst	9	9	1	.500	12	12	1	.500
Hamilton	8	9	2	.474	11	12	3	.481
Wesleyan (Conn.)	6	9	4	.421	7	13	4	.375
Tufts	6	11	2	.368	9	12	3	.438
Connecticut Col.	3	15	1	.184	4	19	1	.188

*Won conference tournament or playoff.

NORTHEAST-10

Team	Conference				Full Season			
	W	L	T	Pct.	W	L	T	Pct.
Southern N.H.	4	1	0	.800	13	10	4	.556
St. Anselm*	4	1	0	.800	17	8	2	.667
Stonehill	3	2	0	.600	14	10	0	.583
St. Michael's	3	2	0	.600	9	14	4	.407
Franklin Pierce	1	4	0	.200	1	19	4	.125
Assumption	0	5	0	.000	5	19	1	.220

NORTHERN COLLEGIATE HOCKEY ASSOCIATION

Team	Conference				Full Season			
	W	L	T	Pct.	W	L	T	Pct.
St. Norbert	10	2	2	.786	25	5	2	.813
Wis.-River Falls	9	4	1	.679	17	7	3	.685
Wis.-Superior*	7	5	2	.571	18	10	3	.629
Lake Forest	7	7	0	.500	15	13	0	.536
Wis.-Stevens Point	6	6	2	.500	12	11	4	.519
St. Scholastica	6	7	1	.464	15	10	2	.593
Wis.-Stout	6	8	0	.429	15	13	0	.536
Wis.-Eau Claire	0	12	2	.071	2	21	4	.148

STATE UNIVERSITY OF NEW YORK ATHLETIC CONFERENCE

Team	Conference				Full Season			
	W	L	T	Pct.	W	L	T	Pct.
Oswego St.	10	3	1	.750	18	7	2	.704
Geneseo St.*	10	4	0	.714	19	9	2	.667
Fredonia St.	8	3	3	.679	17	9	3	.638
Plattsburgh St.	8	6	0	.571	19	12	1	.609
Buffalo St.	8	6	0	.571	11	14	1	.442
Potsdam St.	6	7	1	.464	7	15	4	.346
Cortland St.	2	11	1	.179	4	19	2	.200
Brockport St.	1	13	0	.071	4	20	1	.180

Men's Attendance

2006 Attendance	98
Annual Home Attendance Leaders.....	99
All-Time Single-Game Attendance Highs.....	100



2006 Attendance

Division I

AVERAGE HOME ATTENDANCE

Rank	Team	Total Home Attendance	Home Games	Avg. Home Attendance
1.	Wisconsin	270,228	20	13,511
2.	North Dakota	261,875	24	10,911
3.	Minnesota	220,903	22	10,041
4.	Colorado Col.	154,590	23	6,721
5.	Michigan	140,350	21	6,683
6.	New Hampshire	118,627	19	6,243
7.	St. Cloud St.	109,975	18	6,109
8.	Denver	118,331	20	5,917
9.	Boston College	100,191	17	5,893
10.	Boston U.	100,248	18	5,569
11.	Neb.-Omaha	116,318	21	5,538
12.	Ohio St.	109,576	20	5,478
13.	Maine	107,696	20	5,384
14.	Michigan St.	106,652	21	5,078
15.	Minn. Duluth	89,271	18	4,959
16.	Massachusetts	70,630	16	4,414
17.	Dartmouth	64,260	16	4,016
18.	Vermont	72,054	18	4,003
19.	Alas. Fairbanks	62,418	16	3,901
20.	Cornell	65,212	17	3,836
21.	Alas. Anchorage	64,999	18	3,611
22.	Minn. St. Mankato	64,177	18	3,565
23.	Rensselaer	65,413	20	3,270
24.	Northern Mich.	67,659	21	3,221
25.	Yale	43,332	14	3,095
26.	Mass.-Lowell	48,760	16	3,047
27.	Northeastern	39,906	14	2,850
28.	Western Mich.	47,178	17	2,775
29.	Miami (Ohio)	47,768	18	2,653
30.	Michigan Tech	41,810	17	2,459
31.	Providence	41,451	17	2,438
32.	Clarkson	42,554	18	2,364
33.	Bowling Green	47,165	20	2,358
34.	St. Lawrence	42,257	18	2,347
35.	Harvard	34,132	15	2,275
36.	Lake Superior St.	41,346	19	2,176
37.	Notre Dame	40,080	19	2,109
38.	Army	33,849	17	1,991
39.	Princeton	27,492	14	1,963
40.	Ala.-Huntsville	23,268	12	1,939
41.	Quinnipiac	30,005	16	1,875
42.	Colgate	36,104	20	1,805
43.	Bemidji St.	25,968	15	1,731
44.	Merrimack	27,533	16	1,721
45.	Union (N.Y.)	32,547	19	1,713
46.	Ferris St.	30,030	18	1,668
47.	Air Force	20,668	13	1,589
48.	Brown	11,406	9	1,267
49.	Holy Cross	18,198	16	1,137
50.	Niagara	17,461	16	1,091
51.	Mercyhurst	15,184	18	843
52.	Connecticut	10,866	14	776
53.	Robert Morris	8,556	16	534
54.	Wayne St. (Mich.)	6,902	13	531
55.	Sacred Heart	6,652	15	443
56.	Bentley	5,577	17	328
57.	Canisius	5,085	16	317
58.	American Int'l.	3,409	16	213
*	Rochester Inst.	18,949	12	1,579

*Reclassifying to Division I.

TOTAL HOME ATTENDANCE

Rank	Team	Total Home Attendance	Home Games	Avg. Home Attendance
1.	Wisconsin	270,228	20	13,511
2.	North Dakota	261,875	24	10,911
3.	Minnesota	220,903	22	10,041
4.	Colorado Col.	154,590	23	6,721
5.	Michigan	140,350	21	6,683
6.	New Hampshire	118,627	19	6,243
7.	Denver	118,331	20	5,917
8.	Neb.-Omaha	116,318	21	5,538
9.	St. Cloud St.	109,975	18	6,109
10.	Ohio St.	109,576	20	5,478

Rank	Team	Total Home Attendance	Home Games	Avg. Home Attendance
11.	Maine	107,696	20	5,384
12.	Michigan St.	106,652	21	5,078
13.	Boston U.	100,248	18	5,569
14.	Boston College	100,191	17	5,893
15.	Minn. Duluth	89,271	18	4,959
16.	Vermont	72,054	18	4,003
17.	Massachusetts	70,630	16	4,414
18.	Northern Mich.	67,659	21	3,221
19.	Rensselaer	65,413	20	3,270
20.	Cornell	65,212	17	3,836
21.	Alas. Anchorage	64,999	18	3,611
22.	Dartmouth	64,260	16	4,016
23.	Minn. St. Mankato	64,177	18	3,565
24.	Alas. Fairbanks	62,418	16	3,901
25.	Mass.-Lowell	48,760	16	3,047
26.	Miami (Ohio)	47,768	18	2,653
27.	Western Mich.	47,178	17	2,775
28.	Bowling Green	47,165	20	2,358
29.	Yale	43,332	14	3,095
30.	Clarkson	42,554	18	2,364
31.	St. Lawrence	42,257	18	2,347
32.	Michigan Tech	41,810	17	2,459
33.	Providence	41,451	17	2,438
34.	Lake Superior St.	41,346	19	2,176
35.	Notre Dame	40,080	19	2,109
36.	Northeastern	39,906	14	2,850
37.	Colgate	36,104	20	1,805
38.	Harvard	34,132	15	2,275
39.	Army	33,849	17	1,991
40.	Union (N.Y.)	32,547	19	1,713
41.	Ferris St.	30,030	18	1,668
42.	Quinnipiac	30,005	16	1,875
43.	Merrimack	27,533	16	1,721
44.	Princeton	27,492	14	1,963
45.	Bemidji St.	25,968	15	1,731
46.	Ala.-Huntsville	23,268	12	1,939
47.	Air Force	20,668	13	1,589
48.	Holy Cross	18,198	16	1,137
49.	Niagara	17,461	16	1,091
50.	Mercyhurst	15,184	18	843
51.	Brown	11,406	9	1,267
52.	Connecticut	10,866	14	776
53.	Robert Morris	8,556	16	534
54.	Wayne St. (Mich.)	6,902	13	531
55.	Sacred Heart	6,652	15	443
56.	Bentley	5,577	17	328
57.	Canisius	5,085	16	317
58.	American Int'l.	3,409	16	213
*	Rochester Inst.	18,949	12	1,579

*Reclassifying to Division I.

Division III

AVERAGE HOME ATTENDANCE

Rank	Team	Total Home Attendance	Home Games	Avg. Home Attendance
1.	Middlebury	28,285	15	1,886
2.	Utica	19,547	11	1,777
3.	Norwich	29,100	17	1,712
4.	Geneseo St.	27,148	16	1,697
5.	St. Norbert	29,603	19	1,558
6.	Plattsburgh St.	15,604	11	1,419
7.	Oswego St.	17,775	14	1,270
8.	Elmira	14,980	12	1,248
9.	Williams	12,453	11	1,132
10.	Wis.-Superior	16,216	16	1,014
11.	Bowdoin	12,124	13	933
12.	Fredonia St.	12,018	14	858
13.	Wis.-Stevens Point	9,393	12	783
14.	Colby	10,920	14	780
15.	Wis.-River Falls	12,810	17	754
16.	Potsdam St.	8,302	12	692
17.	Bethel (Minn.)	8,841	13	680
18.	St. John's (Minn.)	9,615	15	641
19.	Wis.-Stout	6,303	10	630
20.	St. Thomas (Minn.)	6,708	11	610
21.	Milwaukee Engr.	7,290	12	608
22.	Manhattanville	7,009	13	539

Rank	Team	Total Home Attendance	Home Games	Avg. Home Attendance
23.	Gust. Adolphus	5,137	12	428
24.	St. Olaf	4,210	10	421
25.	Wentworth Inst.	3,214	8	402
26.	St. Mary's (Minn.)	4,403	11	400
27.	Salem St.	5,700	15	380
28.	Mass.-Dartmouth	5,664	15	378
29.	Trinity (Conn.)	3,300	9	367
30.	Hamilton	4,680	13	360
31.	Skidmore	4,280	12	357
32.	Babson	4,376	13	337
33.	Cortland St.	3,294	10	329
34.	Connecticut Col.	3,100	10	310
35.	Wis.-Eau Claire	3,346	11	304
36.	Neumann	4,489	15	299
37.	Fitchburg St.	3,550	12	296
38.	Castleton St.	3,832	13	295
39.	New England Col.	4,105	14	293
40.	St. Scholastica	3,768	13	290
41.	Buffalo St.	2,576	9	286
42.	Lake Forest	4,570	16	286
43.	Hamline	3,553	13	273
44.	Augsburg	2,424	9	269
45.	Curry	4,000	15	267
46.	Hobart	2,825	11	257
47.	Tufts	3,750	15	250
48.	Plymouth St.	2,560	11	233
49.	Lebanon Valley	2,735	12	228
50.	Lawrence	3,043	14	217
51.	Mass.-Boston	2,351	11	214
52.	Brockport St.	2,174	11	198
53.	Amherst	1,925	10	193
54.	Wesleyan (Conn.)	1,975	11	180
55.	Southern Me.	2,135	12	178
56.	Western New Eng.	1,834	11	167
57.	Salve Regina	1,803	11	164
58.	Concordia-M'head	2,094	14	150
59.	Suffolk	1,320	9	147
60.	Northland	1,650	12	138
61.	Johnson & Wales (R.I.)	1,444	12	120
62.	Nichols	1,327	13	102
63.	Worcester St.	900	9	100
64.	Marian (Wis.)	1,127	12	94
65.	Framingham St.	1,000	13	77

TOTAL HOME ATTENDANCE

Rank	Team	Total Home Attendance	Home Games	Avg. Home Attendance
1.	St. Norbert	29,603	19	1,558
2.	Norwich	29,100	17	1,712
3.	Middlebury	28,285	15	1,886
4.	Geneseo St.	27,148	16	1,697
5.	Utica	19,547	11	1,777
6.	Oswego St.	17,775	14	1,270
7.	Wis.-Superior	16,216	16	1,014
8.	Plattsburgh St.	15,604	11	1,419
9.	Elmira	14,980	12	1,248
10.	Wis.-River Falls	12,810	17	754

Rank	Team	Total Home Attendance	Home Games	Avg. Home Attendance
11.	Williams	12,453	11	1,132
12.	Bowdoin	12,124	13	933
13.	Fredonia St.	12,018	14	858
14.	Colby	10,920	14	780
15.	St. John's (Minn.)	9,615	15	641
16.	Wis.-Stevens Point	9,393	12	783
17.	Bethel (Minn.)	8,841	13	680
18.	Potsdam St.	8,302	12	692
19.	Milwaukee Engr.	7,290	12	608
20.	Manhattanville	7,009	13	539
21.	St. Thomas (Minn.)	6,708	11	610
22.	Wis.-Stout	6,303	10	630
23.	Salem St.	5,700	15	380
24.	Mass.-Dartmouth	5,664	15	378
25.	Gust. Adolphus	5,137	12	428
26.	Hamilton	4,680	13	360
27.	Lake Forest	4,570	16	286
28.	Neumann	4,489	15	299
29.	St. Mary's (Minn.)	4,403	11	400
30.	Babson	4,376	13	337
31.	Skidmore	4,280	12	357
32.	St. Olaf	4,210	10	421
33.	New England Col.	4,105	14	293
34.	Curry	4,000	15	267
35.	Castleton St.	3,832	13	295
36.	St. Scholastica	3,768	13	290
37.	Tufts	3,750	15	250
38.	Hamline	3,553	13	273
39.	Fitchburg St.	3,550	12	296
40.	Wis.-Eau Claire	3,346	11	304
41.	Trinity (Conn.)	3,300	9	367
42.	Cortland St.	3,294	10	329
43.	Wentworth Inst.	3,214	8	402
44.	Connecticut Col.	3,100	10	310
45.	Lawrence	3,043	14	217
46.	Hobart	2,825	11	257
47.	Lebanon Valley	2,735	12	228
48.	Buffalo St.	2,576	9	286
49.	Plymouth St.	2,560	11	233
50.	Augsburg	2,424	9	269
51.	Mass.-Boston	2,351	11	214
52.	Brockport St.	2,174	11	198
53.	Southern Me.	2,135	12	178
54.	Concordia-M'head	2,094	14	150
55.	Wesleyan (Conn.)	1,975	11	180
56.	Amherst	1,925	10	193
57.	Western New Eng.	1,834	11	167
58.	Salve Regina	1,803	11	164
59.	Northland	1,650	12	138
60.	Johnson & Wales (R.I.)	1,444	12	120
61.	Nichols	1,327	13	102
62.	Suffolk	1,320	9	147
63.	Marian (Wis.)	1,127	12	94
64.	Framingham St.	1,000	13	77
65.	Worcester St.	900	9	100

Annual Home Attendance Leaders

Division I

BY AVERAGE ATTENDANCE

Season	Team	Avg.
1996	Minnesota	9,797
1997	Minnesota	10,260
1998	Minnesota	10,056
1999	Wisconsin	12,153
2000	Wisconsin	11,517
2001	Wisconsin	11,461
2002	Wisconsin	11,807

Season	Team	Avg.
2003	Wisconsin	11,430
2004	Wisconsin	11,701
2005	Wisconsin	11,955
2006	Wisconsin	13,511

BY TOTAL ATTENDANCE

Season	Team	Attendance
2004	North Dakota	256,591
2005	Wisconsin	274,979
2006	Wisconsin	270,228

Division III**BY AVERAGE ATTENDANCE**

Season	Team	Avg.
1996	Plattsburgh St.	2,180
1997	Elmira	2,495
1998	Colby	2,077
1999	Plattsburgh St.	1,773
2000	Elmira	1,897
2001	Middlebury	1,775
2002	Middlebury	1,974

Season	Team	Avg.
2003	Norwich	1,785
2004	Middlebury	1,781
2005	Middlebury	1,614
2006	Middlebury	1,886

BY TOTAL ATTENDANCE

Season	Team	Attendance
2004	Norwich	32,128
2005	Middlebury	30,661
2006	St. Norbert	29,603

All-Time Single-Game Attendance Highs**Division I**

No.	Team vs. Opponent, Location	Date
74,554	Michigan (3) vs. Michigan St. (3) (ot), Spartan Stadium, East Lansing, Mich.	Oct. 6, 2001

Division III

No.	Team vs. Opponent, Location	Date
5,516	St. Norbert (6) vs. Wis.-Stevens Point (1), De Pere, Wis.	Feb. 4, 2006

Women's Division I Records

Individual Records	102
Individual Leaders	102
Annual Individual Champions.....	107
Team Records	108
Team Leaders	109
Annual Team Champions.....	113
2006 Most Improved Teams	114
USA Today/AHCA Final Polls	114
USCHO.com Final Polls.....	114



Individual Records

Official NCAA women's ice hockey records began with the 2000-01 season and are based on information submitted to the NCAA statistics service by institutions participating in the statistics rankings. In statistical rankings, the rounding of percentages and/or averages may indicate ties where none exist. In these cases, the numerical order of the rankings is accurate.

Offense

POINTS SCORED

Game

10—Jennifer Botterill, Harvard vs. Boston College, Jan. 28, 2003; Nicole Corriero, Harvard vs. Union (N.Y.), Nov. 7, 2003

Season

114—Natalie Darwitz, Minnesota, 2005 (42 goals, 72 assists)

Career

265—Nicole Corriero, Harvard, 2002-05 (150 goals, 115 assists)

POINTS SCORED PER GAME

Season

3.50—Jennifer Botterill, Harvard, 2003 (112 in 32)

Career

3.07—Jennifer Botterill, Harvard, 2000-01, 2002-03 (190 in 62)

GOALS SCORED

Game

6—Jenny Potter, Minn. Duluth vs. St. Cloud St., Dec. 18, 2002; Nicole Corriero, Harvard vs. Union (N.Y.), Nov. 17, 2003

Season

59—Nicole Corriero, Harvard, 2005 (36 games)

Career

150—Nicole Corriero, Harvard, 2002-05 (136 games)

GOALS SCORED PER GAME

Season

1.64—Nicole Corriero, Harvard, 2005 (59 in 36)

Career

1.44—Jennifer Botterill, Harvard, 2000-01, 2002-03 (89 in 62)

ASSISTS

Game

7—Jennifer Botterill, Harvard vs. Vermont, Nov. 8, 2002; Botterill, Harvard vs. Boston College, Jan. 28, 2003

Season

72—Natalie Darwitz, Minnesota, 2005 (40 games)

Career

149—Julie Chu, Harvard, 2003-05 (99 games)

#Did not play in 2005-06 season due to participation in 2006 Winter Olympics.

ASSISTS PER GAME

Season

2.03—Jennifer Botterill, Harvard, 2003 (65 in 32)

Career

1.63—Jennifer Botterill, Harvard, 2000-01, 2002-03 (101 in 62)

POWER-PLAY GOALS

Game

3—Emma Laaksonen, Ohio St. vs. Wayne St. (Mich.), March 2, 2001; Melanie Salatino, Minn. St. Mankato vs. North Dakota, Oct. 17, 2003; Jenny Potter, Minn. Duluth vs. St. Cloud St., Dec. 8, 2003

Season

24—Nicole Corriero, Harvard, 2005

Career

47—Nicole Corriero, Harvard, 2002-05

SHORT-HANDED GOALS

Game

2—Caroline Ouellette, Minn. Duluth vs. North Dakota, Nov. 14, 2003

Season

7—Krissy Wendell, Minnesota, 2005

Career

16—Krissy Wendell, Minnesota, 2003-05

GAME-WINNING GOALS

Season

11—Jennifer Botterill, Harvard, 2003; Nicole Corriero, Harvard, 2005

Career

27—Nicole Corriero, Harvard, 2002-05

Defense

SAVES

Game

70—Stephanie Boulay, Sacred Heart vs. Maine, Jan. 8, 2005

Season

1,332—Kami Cote, Vermont, 2004

Career

3,590—Shari Vogt, Minn. St. Mankato, 2001-04

SAVE PERCENTAGE

Season

.950—Chanda Gunn, Northeastern, 2002 (41 goals allowed, 772 saves)

Career

.932—Jody Horak, Minnesota, 2002-05 (164 goals allowed, 2,238 saves)

GOALS-AGAINST AVERAGE

Season

1.12—Kim Hanlon, Minnesota, 2006 (19 goals allowed, 1,017 minutes played)

Career

1.47—Desirae Clark, Mercyhurst, 2002-05 (131 goals allowed, 5,340 minutes played)

Miscellaneous

GOALIE WINNING PERCENTAGE

Season

*.893—Jody Horak, Minnesota, 2005 (24-2-2)

Career

*.870—Patricia Sautter, Minn. Duluth, 2001-03 (41-4-5)

**Ties computed as half win, half loss.*

GOALIE WINS

Career

83—Jody Horak, Minnesota, 2002-05

GOALIE SHUTOUTS

Season

10—Melissa Bourdon, New Hampshire, 2006; Kira Hurley, Clarkson, 2006

Career

24—Desirae Clark, Mercyhurst, 2002-05



Photo by Clarkson Sports Information

Kira Hurley of Clarkson tied a Division I single-season mark with 10 shutouts in the 2005-06 campaign.

Individual Leaders

SINGLE-GAME RECORDS

Offense

POINTS

No.	Player, Team vs. Opponent	Date
10	Jennifer Botterill, Harvard vs. Boston College	Jan. 28, 2003
10	Nicole Corriero, Harvard vs. Union (N.Y.)	Nov. 7, 2003
9	Meghan Hunter, Wisconsin vs. Boston College	Jan. 26, 2002
9	Jennifer Botterill, Harvard vs. Vermont	Nov. 8, 2002
9	Gina Kingsbury, St. Lawrence vs. Union (N.Y.)	March 6, 2004
8	Rebecca Russell, St. Lawrence vs. Union (N.Y.)	March 6, 2004
7	Caroline Ouellette, Minn. Duluth vs. Bemidji St.	Feb. 13, 2004
7	Jenny Potter, Minn. Duluth vs. Bemidji St.	Feb. 13, 2004

GOALS

No.	Player, Team vs. Opponent	Date
6	Jenny Potter, Minn. Duluth vs. St. Cloud St.	Dec. 18, 2002
6	Nicole Corriero, Harvard vs. Union (N.Y.)	Nov. 17, 2003
5	Angela Ruggiero, Harvard vs. Wayne St. (Mich.)	Jan. 4, 2003
5	Angela Ruggiero, Harvard vs. Cornell	March 7, 2003
5	Jenny Potter, Minn. Duluth vs. St. Cloud St.	Jan. 25, 2004
5	Nicole Corriero, Harvard vs. Dartmouth	Feb. 5, 2005

ASSISTS

No.	Player, Team vs. Opponent	Date
7	Jennifer Botterill, Harvard vs. Vermont	Nov. 8, 2002
7	Jennifer Botterill, Harvard vs. Boston College	Jan. 28, 2003
6	Meghan Hunter, Wisconsin vs. Bemidji St.	Nov. 18, 2000
6	Jenny Potter, Minn. Duluth vs. St. Cloud St.	Feb. 1, 2003
6	Julie Chu, Harvard vs. Cornell	March 3, 2003

No.	Player, Team vs. Opponent	Date
6	Caroline Ouellette, Minn. Duluth vs. North Dakota	Oct. 15, 2004
6	Kim Pearce, Princeton vs. Cornell	Dec. 2, 2005

POWER-PLAY GOALS

No.	Player, Team vs. Opponent	Date
3	Emma Laaksonen, Ohio St. vs. Wayne St. (Mich.)	March 2, 2001
3	Melanie Salatino, Minn. St. Mankato vs. North Dakota	Oct. 17, 2003
3	Jenny Potter, Minn. Duluth vs. St. Cloud St.	Dec. 8, 2003

SHORT-HANDED GOALS

No.	Player, Team vs. Opponent	Date
2	Caroline Ouellette, Minn. Duluth vs. North Dakota	Nov. 14, 2003

Defense

SAVES

No.	Player, Team vs. Opponent	Date
70	Stephanie Boulay, Sacred Heart vs. Maine	Jan. 8, 2005
68	Stephanie Boulay, Sacred Heart vs. Quinnipiac	Feb. 28, 2004
66	Kami Cote, Vermont vs. Wisconsin	Oct. 10, 2003
65	Stephanie Boulay, Sacred Heart vs. Wayne St. (Mich.)	March 6, 2004
63	Katie Nichols, Vermont vs. Wisconsin	Oct. 15, 2005
61	Kami Cote, Vermont vs. St. Lawrence	Jan. 31, 2004

SEASON RECORDS

Offense

POINTS

Team, Player	Year	GP	G	A	Pts.
Natalie Darwitz, Minnesota	2005	40	42	72	114
Jennifer Botterill, Harvard	2003	32	47	65	112
Krissy Wendell, Minnesota	2005	40	43	61	104
Julie Chu, Harvard	2003	34	42	51	93
Nicole Corriero, Harvard	2005	36	59	32	91
Jenny Potter, Minn. Duluth	2003	36	31	57	88
Angela Ruggiero, Harvard	2003	34	29	54	83
Caroline Ouellette, Minn. Duluth	2005	33	32	48	80
Jennifer Botterill, Harvard	2001	30	42	36	78
Meghan Hunter, Wisconsin	2001	35	42	36	78
Krissy Wendell, Minnesota	2004	36	36	42	78

POINTS PER GAME

Team, Player	Year	GP	G	A	Pts.	PPG
Jennifer Botterill, Harvard	2003	32	47	65	112	3.50
Natalie Darwitz, Minnesota	2005	40	42	72	114	2.85
Julie Chu, Harvard	2003	34	42	51	93	2.74
Jennifer Botterill, Harvard	2001	30	42	36	78	2.60
Krissy Wendell, Minnesota	2005	40	43	61	104	2.60
Nicole Corriero, Harvard	2005	36	59	32	91	2.53
Jenny Potter, Minn. Duluth	2003	36	31	57	88	2.44
Angela Ruggiero, Harvard	2003	34	29	54	83	2.44
Caroline Ouellette, Minn. Duluth	2005	33	32	48	80	2.42
Tammy Shewchuk, Harvard	2001	31	29	46	75	2.42
Caroline Ouellette, Minn. Duluth	2004	32	29	47	76	2.38

Player, Team	Year	Goals
Julie Chu, Harvard	2003	42
Nicole Corriero, Harvard	2004	42
Natalie Darwitz, Minnesota	2005	42
Maria Rooth, Minn. Duluth	2001	41
Katie Weatherston, Dartmouth	2005	38

GOALS PER GAME

Player, Team	Year	GP	G	GPG
Nicole Corriero, Harvard	2005	36	59	1.64
Jennifer Botterill, Harvard	2003	32	47	1.47
Jennifer Botterill, Harvard	2001	30	42	1.40
Maria Rooth, Minn. Duluth	2001	32	41	1.28
Julie Chu, Harvard	2003	34	42	1.24
Katie Weatherston, Dartmouth	2005	31	38	1.23
Meghan Hunter, Wisconsin	2001	35	42	1.20
Nicole Corriero, Harvard	2004	35	42	1.20
Michelle Panella, Sacred Heart	2005	25	29	1.16
Carly Haggard, Dartmouth	2002	32	37	1.16

ASSISTS

Player, Team	Year	Assists
Natalie Darwitz, Minnesota	2005	72
Jennifer Botterill, Harvard	2003	65
Krissy Wendell, Minnesota	2005	61
Jenny Potter, Minn. Duluth	2003	57
Julie Chu, Harvard	2005	57
Angela Ruggiero, Harvard	2003	54
Julie Chu, Harvard	2003	51
Caroline Ouellette, Minn. Duluth	2005	48
Caroline Ouellette, Minn. Duluth	2004	47
Tammy Shewchuk, Harvard	2001	46

ASSISTS PER GAME

Player, Team	Year	GP	A	APG
Jennifer Botterill, Harvard	2003	32	65	2.03
Natalie Darwitz, Minnesota	2005	40	72	1.80
Julie Chu, Harvard	2005	33	57	1.73
Angela Ruggiero, Harvard	2003	34	54	1.59
Jenny Potter, Minn. Duluth	2003	36	57	1.58
Krissy Wendell, Minnesota	2005	40	61	1.53
Julie Chu, Harvard	2003	34	51	1.51
Tammy Shewchuk, Harvard	2001	31	46	1.48
Caroline Ouellette, Minn. Duluth	2004	32	47	1.47
Caroline Ouellette, Minn. Duluth	2005	33	48	1.45
Sarah Vaillancourt, Harvard	2005	29	42	1.45

POWER-PLAY GOALS

Player, Team	Year	PPG
Nicole Corriero, Harvard	2005	24
Emma Laaksonen, Ohio St.	2001	17
Noemie Marin, Minn. Duluth	2005	16
Kelly Stephens, Minnesota	2005	16
Jeni Creary, Ohio St.	2005	15
Katie Weatherston, Dartmouth	2005	15
Sarah Vaillancourt, Harvard	2005	14
Krissy Wendell, Minnesota	2005	14
Jennifer Hitchcock, New Hampshire	2006	14
Meghan Hunter, Wisconsin	2001	13
Valerie Hall, Niagara	2002	13
Nicole Corriero, Harvard	2004	13
Karen Thatcher, Providence	2005	13

SHORT-HANDED GOALS

Player, Team	Year	SHG
Krissy Wendell, Minnesota	2005	7
Krissy Wendell, Minnesota	2004	6
Ashley Riggs, Niagara	2005	6

Photo by Harvard Athletic Communications



Harvard's Nicole Corriero netted 59 goals in 36 contests during the 2004-05 season to establish the new Division I highs in both goals and goals per game.

GOALS

Player, Team	Year	Goals
Nicole Corriero, Harvard	2005	59
Jennifer Botterill, Harvard	2003	47
Krissy Wendell, Minnesota	2005	43
Jennifer Botterill, Harvard	2001	42
Megan Hunter, Wisconsin	2001	42

Niagara's Ashley Riggs scored six short-handed goals in the 2004-05 season, which ties her for second on the Division I list.



Photo by Niagara Sports Information

Player, Team	Year	SHG
Jana Harrigan, Ohio St.	2006	6
Natalie Darwitz, Minnesota	2005	5
Jenny Potter, Minn. Duluth	2003	4
Caroline Ouellette, Minn. Duluth	2004	4
Jenny Potter, Minn. Duluth	2004	4
Many with 3		

GAME-WINNING GOALS

Team, Player	Year	GWG
Jennifer Botterill, Harvard	2003	11
Nicole Corriero, Harvard	2005	11
Nicole Corriero, Harvard	2004	10
Jenny Potter, Minnesota	2004	10
Brooke Whitney, Northeastern	2002	9
Erika Holst, Minn. Duluth	2003	9
Krissy Wendell, Minnesota	2004	9
Natalie Darwitz, Minnesota	2005	9
Caroline Ouellette, Minn. Duluth	2005	9
Krissy Wendell, Minnesota	2005	9

Defense

SAVES

Player, Team	Year	Saves
Kami Cote, Vermont	2004	1,332
Marisa Hourihan, Northeastern	2005	1,235
Allison Rutledge, Niagara	2006	1,103
Kami Cote, Vermont	2005	1,092
Shari Vogt, Minn. St. Mankato	2004	1,030
Laura Gieselman, St. Cloud St.	2001	1,014
Mel Courtemanche, Quinnipiac	2002	986
Tiffany Hayes, Vermont	2003	983
Tiffany Hayes, Vermont	2002	956
Anna VanderMarliere, Wayne St. (Mich.)	2001	935
Shari Vogt, Minn. St. Mankato	2003	932

SAVE PERCENTAGE

Player, Team	Year	GA	Saves	Pct.
Chanda Gunn, Northeastern	2002	41	772	.950
Jody Horak, Minnesota	2002	26	464	.947
Brenda Reinen, Minnesota	2002	25	429	.945
Kim Hanlon, Minnesota	2006	19	314	.943
Riitta Schaublin, Minn. Duluth	2006	51	838	.943
Riitta Schaublin, Minn. Duluth	2005	39	638	.942
Jess Moffatt, St. Lawrence	2006	26	419	.942
Pam Dreyer, Brown	2001	39	624	.941
Desirae Clark, Mercyhurst	2005	32	504	.940
Chanda Gunn, Northeastern	2004	56	842	.938
Pam Dreyer, Brown	2002	29	435	.938
Desi Clark, Mercyhurst	2004	51	764	.937
Kira Hurley, Clarkson	2006	42	622	.937
Meaghan Guckian, St. Lawrence	2006	21	302	.935
Meghan Horras, Wisconsin	2004	25	357	.935

Player, Team	Year	Mins.	GA	Avg.
Kira Hurley, Clarkson	2006	1,951	42	1.29
Jackie MacMillan, Wisconsin	2002	1,980	43	1.30
Chanda Gunn, Northeastern	2002	1,798	41	1.37
Meaghan Cahill, Dartmouth	2001	1,050	24	1.37
Meghan Horras, Wisconsin	2004	1,072	25	1.40
Brenda Reinen, Minnesota	2002	1,053	25	1.42
Jody Horak, Minnesota	2002	1,088	26	1.43
Desi Clark, Mercyhurst	2004	2,128	51	1.44
Jody Horak, Minnesota	2005	1,691	41	1.45
Ali Boe, Harvard	2004	1,634	40	1.47
Patricia Sautter, Minn. Duluth	2002	1,184	29	1.47

Miscellaneous

GOALIE WINNING PERCENTAGE

Player, Team	Year	W-L-T	Pct.*
Jody Horak, Minnesota	2005	24-2-2	.893
Melissa Bourdon, New Hampshire	2006	28-3-1	.891
Jessica Ruddock, Harvard	2003	26-3-1	.883
Patricia Sautter, Minn. Duluth	2003	26-3-2	.871
Patricia Sautter, Minn. Duluth	2002	15-1-3	.868
Meghan Horras, Wisconsin	2006	16-2-1	.868
Amy Ferguson, Dartmouth	2001	12-2-0	.867
Tuula Puputti, Minn. Duluth	2001	28-3-4	.857
Christine Capuano, Dartmouth	2005	12-2-0	.857
Jess Moffatt, St. Lawrence	2006	18-3-0	.857
Jody Horak, Minnesota	2002	14-2-2	.833
Ali Boe, Harvard	2004	22-4-1	.833
Christine Dufour, Wisconsin	2004	12-2-1	.833

*Ties computed as half win, half loss.

GOALIE SHUTOUTS

Player, Team	Year	SH
Melissa Bourdon, New Hampshire	2006	10
Kira Hurley, Clarkson	2006	10
Meghan Horras, Wisconsin	2005	9
Desiare Clark, Mercyhurst	2002	8
Jody Horak, Minnesota	2005	8
Jackie MacMillan, Wisconsin	2002	7
Ali Boe, Harvard	2004	7
Desiare Clark, Mercyhurst	2004	7
Desiare Clark, Mercyhurst	2005	7
Riitta Schaublin, Minn Duluth	2005	7
Chanda Gunn, Northeastern	2002	6
Roxanne Gaudiel, Princeton	2005	6

CAREER RECORDS

Offense

POINTS

Team, Player	Years	GP	G	A	Pts.
Nicole Corriero, Harvard	2002-05	136	150	115	265
Natalie Darwitz, Minnesota	2003-05	99	102	144	246
Krissy Wendell, Minnesota	2003-05	101	106	131	237
Caroline Ouellette, Minn. Duluth	2003-05	97	92	137	229
#Julie Chu, Harvard	2003-05	99	70	149	219
Kelly Stephens, Minnesota	2002-05	148	97	121	218
Jennifer Botterill, Harvard	2000-01; 02-03	62	89	101	190
Rebecca Russell, St. Lawrence	2002-05	142	76	102	178
Meghan Hunter, Wisconsin	2001-04	132	84	93	177
Karen Thatcher, Brown/Providence	2003; 04-06	132	65	102	167
Teresa Marchese, Niagara/Mercyhurst	2002-03; 04-05	143	66	100	166
Maria Rooth, Minn. Duluth	2000-03	92	82	82	164
Carly Haggard, Dartmouth	2000-03	94	90	73	163
Jenny Potter, Minn. Duluth	2002-04	70	67	96	163
Rush Zimmerman, Providence	2002-05	135	73	89	162
Jana Harrigan, Ohio St.	2003-06	145	68	92	160
Jessica Link, Brown	2002-05	125	83	74	157
Gretchen Anderson, Princeton	2001-04	107	87	66	153
Gina Kingsbury, St. Lawrence	2001-04	110	74	78	152
#Katie Weatherston, Dartmouth	2003-05	98	90	58	148
Jeni Creary, Ohio St.	2002-05	142	86	60	146
†Sara Bauer, Wisconsin	2004-06	111	56	90	146
Stephanie Jones, New Hampshire	2002-05	141	78	64	142
Angela Ruggiero, Harvard	2002-04	66	54	84	138

#Did not play in the 2005-06 season due to participation in 2006 Winter Olympics.

†Active player.

Photo by Minnesota Sports Information



Kim Hanlon of Minnesota set a Division I single-season record with her 1.12 goals-against average last year.

GOALS-AGAINST AVERAGE

Player, Team	Year	Mins.	GA	Avg.
Kim Hanlon, Minnesota	2006	1,017	19	1.12
Melissa Bourdon, New Hampshire	2006	1,924	38	1.18
Desirae Clark, Mercyhurst	2005	1,538	32	1.25
Meaghan Guckian, St. Lawrence	2006	993	21	1.27
Jess Moffatt, St. Lawrence	2006	1,220	26	1.28

**POINTS PER GAME
(Must have completed collegiate career)**

Player, Team	Years	GP	Pts.	PPG
Jennifer Botterill, Harvard	2000-01; 02-03	62	190	3.07
Natalie Darwitz, Minnesota	2003-05	99	246	2.49
Caroline Ouellette, Minn. Duluth	2003-05	97	229	2.36
Krissy Wendell, Minnesota	2003-05	101	237	2.35
Jenny Potter, Minn. Duluth	2002-04	70	163	2.33
Angela Ruggiero, Harvard	2002-04	66	138	2.09
Maria Rooth, Minn. Duluth	2000-03	92	164	1.79
Carly Haggard, Dartmouth	2000-03	94	163	1.73
Kelly Stephens, Minnesota	2002-05	148	218	1.47
Andrea Kilbourne, Princeton	2002-03	60	88	1.47
Gretchen Anderson, Princeton	2001-04	107	153	1.43
Gina Kingsbury, St. Lawrence	2001-04	110	152	1.38
Meghan Hunter, Wisconsin	2001-04	132	177	1.34
Kalen Ingram, Harvard	2000-03	89	115	1.29
Karen Thatcher, Brown/Providence	2003; 04-06	132	167	1.27
Jessica Link, Brown	2002-05	125	157	1.26
Rebecca Russell, St. Lawrence	2002-05	142	178	1.25
Rush Zimmerman, Providence	2002-05	135	162	1.20
Teresa Marchese, Niagara/Mercyhurst	2002-03; 04-05	143	166	1.16
Kim Insalaco, Brown	2000-03	89	102	1.15
Kendra Antony, Wisconsin	2000-03	102	114	1.12
Jana Harrigan, Ohio St.	2003-06	145	160	1.10
Kristy Ooninx, Minnesota/St. Cloud St.	2002-03; 05-06	126	130	1.03
Jeni Creary, Ohio St.	2002-05	142	146	1.03
Stephanie Jones, New Hampshire	2002-05	141	142	1.01
Darlene Stephenson, Providence	2001-04	140	127	0.91

GOALS

Player, Team	Years	GP	Goals
Nicole Corriero, Harvard	2002-05	136	150
Krissy Wendell, Minnesota	2003-05	101	106
Natalie Darwitz, Minnesota	2003-05	99	102
Kelly Stephens, Minnesota	2002-05	148	97
Caroline Ouellette, Minn. Duluth	2003-05	97	92
Carly Haggard, Dartmouth	2000-03	94	90
#Katie Weatherston, Dartmouth	2003-05	98	90
Jennifer Botterill, Harvard	2000-01; 02-03	62	89
Gretchen Anderson, Princeton	2001-04	107	87
Jeni Creary, Ohio St.	2002-05	142	86
Meghan Hunter, Wisconsin	2001-04	132	84
Jessica Link, Brown	2002-05	125	83
Maria Rooth, Minn. Duluth	2000-03	92	82
Stephanie Jones, New Hampshire	2002-05	141	78
Rebecca Russell, St. Lawrence	2002-05	142	76
Gina Kingsbury, St. Lawrence	2001-04	110	74
Rush Zimmerman, Providence	2002-05	135	73
#Julie Chu, Harvard	2003-05	99	70
Jana Harrigan, Ohio St.	2003-06	145	68
Jenny Potter, Minn. Duluth	2002-04	70	67
†Noemie Marin, Minn. Duluth	2004-06	87	67
Teresa Marchese, Niagara/Mercyhurst	2002-03; 04-05	143	66
Karen Thatcher, Brown/Providence	2003; 04-06	132	65
Tiffany Hagge, Dartmouth	2003-06	115	64
‡Jessica Koizumi, Minn. Duluth	2004-06	96	62
‡Michelle Panella, Sacred Heart	2004-06	78	61
Kristy Ooninx, Minnesota/St. Cloud St.	2002-03; 05-06	126	60
‡Sara Bauer, Wisconsin	2004-06	111	56
‡Sonny Watrous, Providence	2004-06	102	56
Darlene Stephenson, Providence	2001-04	140	55
Angela Ruggiero, Harvard	2002-04	66	54

#Did not play in the 2005-06 season due to participation in 2006 Winter Olympics.
‡Active player.

**GOALS PER GAME
(Must have completed collegiate career)**

Player, Team	Years	GP	G	GPG
Jennifer Botterill, Harvard	2000-01; 02-03	62	89	1.44
Jennifer Botterill, Harvard	2000-01; 02-03	62	89	1.44
Nicole Corriero, Harvard	2002-05	136	150	1.10
Krissy Wendell, Minnesota	2003-05	101	106	1.05
Natalie Darwitz, Minnesota	2003-05	99	102	1.03
Carly Haggard, Dartmouth	2000-03	94	90	0.96
Jenny Potter, Minn. Duluth	2002-04	70	67	0.96
Caroline Ouellette, Minn. Duluth	2003-05	97	92	0.95
Maria Rooth, Minn. Duluth	2000-03	92	82	0.89
Angela Ruggiero, Harvard	2002-04	66	54	0.82
Gretchen Anderson, Princeton	2001-04	107	87	0.81
Gina Kingsbury, St. Lawrence	2001-04	110	74	0.67
Jessica Link, Brown	2002-05	125	83	0.66

Player, Team	Years	GP	G	GPG
Kelly Stephens, Minnesota	2002-05	148	97	0.66
Meghan Hunter, Wisconsin	2001-04	132	84	0.64
Jeni Creary, Ohio St.	2002-05	142	86	0.61
Tiffany Hagge, Dartmouth	2003-06	115	64	0.56
Stephanie Jones, New Hampshire	2002-05	141	78	0.55
Rush Zimmerman, Providence	2002-05	135	73	0.54
Rebecca Russell, St. Lawrence	2002-05	142	76	0.54
Kalen Ingram, Harvard	2000-03	89	46	0.52
Karen Thatcher, Brown/Providence	2003; 04-06	132	65	0.49
Amanda Sargeant, St. Lawrence	2000-03	105	50	0.48
Kristy Ooninx, Minnesota/St. Cloud St.	2002-03; 05-06	126	60	0.48

ASSISTS

Player, Team	Years	GP	Assists
#Julie Chu, Harvard	2003-05	99	149
Natalie Darwitz, Minnesota	2003-05	99	144
Caroline Ouellette, Minn. Duluth	2003-05	97	137
Krissy Wendell, Minnesota	2003-05	106	131
Kelly Stephens, Minnesota	2002-05	148	121
Nicole Corriero, Harvard	2002-05	136	115
Rebecca Russell, St. Lawrence	2002-05	142	102
Karen Thatcher, Brown/Providence	2003; 04-06	132	102
Jennifer Botterill, Harvard	2000-01; 02-03	62	101
Teresa Marchese, Niagara/Mercyhurst	2002-03; 04-05	143	100
Jenny Potter, Minn. Duluth	2002-04	70	96
Meghan Hunter, Wisconsin	2001-04	132	93
Jana Harrigan, Ohio St.	2003-06	145	92
‡Sara Bauer, Wisconsin	2004-06	111	90
Rush Zimmerman, Providence	2002-05	135	89
Angela Ruggiero, Harvard	2002-04	66	84
Maria Rooth, Minn. Duluth	2000-03	92	82
Kristen Thomas, New Hampshire	2000-03	138	82
Gina Kingsbury, St. Lawrence	2001-04	110	78
Ashley Banfield, Ohio St.	2002-05	117	74
Carly Haggard, Dartmouth	2000-03	94	73
Jessica Link, Brown	2002-05	125	73
Darlene Stephenson, Providence	2001-04	140	72
Kim Insalaco, Brown	2000-03	89	70
Kristy Ooninx, Minnesota/St. Cloud St.	2002-03; 05-06	126	70

#Did not play in the 2005-06 season due to participation in 2006 Winter Olympics.

**ASSISTS PER GAME
(Must have completed collegiate career)**

Player, Team	Years	GP	A	APG
Jennifer Botterill, Harvard	2000-01; 02-03	62	101	1.63
Natalie Darwitz, Minnesota	2003-05	99	144	1.45
Caroline Ouellette, Minn. Duluth	2003-05	97	137	1.41
Jenny Potter, Minn. Duluth	2002-04	70	96	1.37
Angela Ruggiero, Harvard	2002-04	66	84	1.27
Krissy Wendell, Minnesota	2003-05	106	131	1.24
Maria Rooth, Minn. Duluth	2000-03	92	82	0.89
Nicole Corriero, Harvard	2002-05	136	115	0.85
Kelly Stephens, Minnesota	2002-05	148	121	0.82
Kim Insalaco, Brown	2000-03	89	70	0.79
Carly Haggard, Dartmouth	2000-03	94	77	0.78
Kalen Ingram, Harvard	2000-03	89	69	0.78
Karen Thatcher, Brown/Providence	2003; 04-06	132	102	0.77
Rebecca Russell, St. Lawrence	2002-05	142	102	0.72
Meghan Hunter, Wisconsin	2001-04	132	93	0.70
Teresa Marchese, Niagara/Mercyhurst	2002-03; 04-05	143	100	0.70
Kendra Antony, Wisconsin	2000-03	102	69	0.68
Kerry Weiland, Wisconsin	2000-03	100	65	0.65
Jana Harrigan, Ohio St.	2003-06	145	92	0.63
Ashley Banfield, Ohio St.	2002-05	117	74	0.63
Gretchen Anderson, Princeton	2001-04	107	66	0.61
Amanda Sargeant, St. Lawrence	2000-03	105	63	0.60
Kristen Thomas, New Hampshire	2000-03	138	82	0.59
Sis Paulsen, Wisconsin	2000-03	104	61	0.59
Carla MacLeod, Wisconsin	2002-05	113	66	0.58
Jessica Link, Brown	2002-05	125	73	0.58
Kristy Ooninx, Minnesota/St. Cloud St.	2002-03; 05-06	126	70	0.56
Emma Laaksonen, Ohio St.	2001-04	125	65	0.52
Darlene Stephenson, Providence	2001-04	140	72	0.51

POWER-PLAY GOALS

Player, Team	Years	PPG
Nicole Corriero, Harvard	2002-05	47
Jeni Creary, Ohio St.	2002-05	39
Krissy Wendell, Minnesota	2003-05	33
Kelly Stephens, Minnesota	2002-05	32
Rush Zimmerman, Providence	2002-05	31
Meghan Hunter, Wisconsin	2001-04	29
Natalie Darwitz, Minnesota	2003-05	29

Player, Team	Years	PPG
#Katie Weatherston, Dartmouth.....	2003-05	29
†Noemie Marin, Minn. Duluth.....	2004-06	27
Caroline Ouellette, Minn. Duluth.....	2003-05	25
Emma Laaksonen, Ohio St.....	2001-04	23
†Emilie Berlinguette, St. Lawrence.....	2003-06	23
Shana Frost, Ohio St.....	2000-03	22
Karen Thatcher, Brown/Providence.....	2003; 2004-06	22
Gina Kingsbury, St. Lawrence.....	2001-04	21
Jessica Link, Brown.....	2002-05	21
Molly Engstrom, Wisconsin.....	2002-05	20
Rebecca Russell, St. Lawrence.....	2002-05	19
#Julie Chu, Harvard.....	2003-05	19
Kristy Oonincx, Minnesota/St. Cloud St.....	2002-03; 05-06	19
Jackie Friesen, Wisconsin.....	2002-05	18
Stephanie Jones, New Hampshire.....	2002-05	18
Teresa Marchese, Niagara/Mercyhurst.....	2002-03; 04-05	18
†Jessica Koizumi, Minn. Duluth.....	2004-06	18
Jenny Potter, Minn. Duluth.....	2002-04	17
Gretchen Anderson, Princeton.....	2001-04	16
Kendra Antony, Wisconsin.....	2000-03	13
Sis Paulsen, Wisconsin.....	2000-03	13
†Sonny Watrous, Providence.....	2004-06	12

#Did not play in the 2005-06 season due to participation in 2006 Winter Olympics.
†Active player.

Player, Team	Years	GWG
Meghan Hunter, Wisconsin.....	2001-04	15
Jackie Friesen, Wisconsin.....	2002-05	15
Gina Kingsbury, St. Lawrence.....	2001-04	14
Sara McDonald, Mercyhurst.....	2002-05	14
Teresa Marchese, Niagara/Mercyhurst.....	2002-03; 04-05	14
Jenny Potter, Minn. Duluth.....	2002-04	13
Caroline Ouellette, Minn. Duluth.....	2003-05	13
Karen Thatcher, Brown/Providence.....	2003; 2004-06	13
Darlene Stephenson, Providence.....	2001-04	12
Sarah Butsch, Princeton.....	2003-06	12
†Sara Bauer, Wisconsin.....	2004-06	12
†Sonny Watrous, Providence.....	2004-06	12
Jessica Link, Brown.....	2002-05	11
Angela Ruggiero, Harvard.....	2002-04	10
Jennifer Desson, Ohio St.....	2002-05	10
†Jessica Koizumi, Minn. Duluth.....	2004-06	10

#Did not play in the 2005-06 season due to participation in 2006 Winter Olympics.
†Active player.

Defense

Player, Team	Years	Saves
Shari Vogt, Minn. St. Mankato.....	2001-04	3,590
Kami Cole, Vermont.....	2002-05	3,175
Sarah Love, Yale.....	2003-06	3,088
Rachel Barrie, St. Lawrence.....	2001-04	3,059
Anna VanderMarriere, Wayne St. (Mich.).....	2001-04	2,517
Chanda Gunn, Northeastern.....	2001-04	2,447
†Allison Rutledge, Niagara.....	2004-06	2,386
Jen Huggon, New Hampshire.....	2000-03	2,355
Melissa Glaser, Ohio St.....	2002-05	2,271
Kaitlyn Shain, Connecticut.....	2003-06	2,267
Jody Horak, Minnesota.....	2002-05	2,238
Laura Gieselman, St. Cloud St.....	2000-03	2,203
†Stephanie Boulay, Sacred Heart.....	2004-06	2,200
Megan Van Beusekom, Princeton.....	2001-04	2,072
†Riitta Schaublin, Minn. Duluth.....	2004-06	2,039
Jackie MacMillan, Wisconsin.....	2000-03	2,017
Rebecca Lahar, Colgate.....	2002-05	1,945
Ali Boe, Harvard.....	2003-06	1,835
†Kira McDonald, Clarkson.....	2004-06	1,832
Desirae Clark, Mercyhurst.....	2002-05	1,786
†Lauri St. Jacques, St. Cloud St.....	2004-06	1,663
†Melissa Bourdon, New Hampshire.....	2004-06	1,616
Roxanne Gaudiel, Princeton.....	2003-06	1,593
†Erika Vanderveer, Ohio St.....	2004-06	1,488
Alison Quandt, Boston College.....	2003-06	1,485
Meghan Horras, Wisconsin.....	2003-06	1,291
Amy Thomas, Providence.....	2002-05	1,121

†Active player.

Player, Team	Years	Shots	Saves	Avg.
Jody Horak, Minnesota.....	2002-05	2,402	2,238	.93172
Desirae Clark, Mercyhurst.....	2002-05	1,917	1,786	.93166
Chanda Gunn, Northeastern.....	2001-04	2,627	2,447	.931
Tiffany Ribble, Mercyhurst.....	2000-03	1,294	1,202	.929
Tania Pinelli, Niagara.....	2000-02	1,541	1,431	.929
Rachel Barrie, St. Lawrence.....	2001-04	3,304	3,059	.926
Pam Dreyer, Brown.....	2000-03	1,857	1,719	.926
Meghan Horras, Wisconsin.....	2003-06	1,396	1,291	.925
Jen Huggon, New Hampshire.....	2000-03	2,548	2,355	.924
Roxanne Gaudiel, Princeton.....	2003-06	1,593	1,472	.924
Kaitlyn Shain, Connecticut.....	2003-06	2,461	2,267	.921
Megan Van Beusekom, Princeton.....	2001-04	2,250	2,072	.921
Ali Boe, Harvard.....	2003-06	1,996	1,835	.919
Amy Ferguson, Dartmouth.....	2000-03	1,772	1,628	.919
Lara Smart, Maine.....	2000-03	1,864	1,710	.917
Kami Cole, Vermont.....	2002-05	3,461	3,175	.917
Shari Vogt, Minn. St. Mankato.....	2001-04	3,919	3,590	.916
Jackie MacMillan, Wisconsin.....	2000-03	2,204	2,017	.915
Sarah Love, Yale.....	2003-06	3,376	3,088	.915
Anna VanderMarriere, Wayne St. (Mich.).....	2001-04	2,768	2,517	.909
Rebecca Lahar, Colgate.....	2003-05	2,139	1,945	.909
Jessica Ruddock, Harvard.....	2000-03	1,331	1,209	.908
Melissa Glaser, Ohio St.....	2002-05	2,521	2,271	.901
Katie German, Brown.....	2001-04	1,229	1,106	.900



Photo by Providence Sports Information

Karen Thatcher finished her career in 2006 ranked in the Division I top 10 in three offensive categories. In her four seasons at Brown and Providence combined, Thatcher scored eight short-handed goals (tied for third), tallied 102 assists (tied for seventh) and totaled 167 points (10th).

SHORT-HANDED GOALS

Player, Team	Years	SHG
Krissy Wendell, Minnesota.....	2003-05	16
Caroline Ouellette, Minn. Duluth.....	2003-05	10
Jenny Potter, Minn. Duluth.....	2002-04	8
Karen Thatcher, Brown/Providence.....	2003; 2004-06	8
Natalie Darwitz, Minnesota.....	2003-05	7
Kelly Stephens, Minnesota.....	2002-05	6
#Ashley Riggs, Niagara.....	2005	6
Jana Harrigan, Ohio St.....	2003-06	6
Nicole Corriero, Harvard.....	2002-05	5
Jessica Link, Brown.....	2002-05	5
Rebecca Russell, St. Lawrence.....	2002-05	5
†Julia Colizza, Mercyhurst.....	2004-06	5
Carly Haggard, Dartmouth.....	2000-03	4
Kalen Ingram, Harvard.....	2000-03	4
La Toya Clarke, Minnesota.....	2000-04	4
Stephanie Jones, New Hampshire.....	2002-05	4
#Julie Chu, Harvard.....	2003-05	4
Heather Jackson, Princeton.....	2003-06	4
†Sara Bauer, Wisconsin.....	2004-06	4
†Michelle Panella, Sacred Heart.....	2004-06	4

#Did not play in the 2005-06 season due to participation in 2006 Winter Olympics.
†Active player.

GAME-WINNING GOALS

Player, Team	Years	GWG
Nicole Corriero, Harvard.....	2002-05	27
Krissy Wendell, Minnesota.....	2003-05	24
Stephanie Jones, New Hampshire.....	2002-05	23
Rebecca Russell, St. Lawrence.....	2002-05	20
Natalie Darwitz, Minnesota.....	2003-05	18
Jeni Creary, Ohio St.....	2002-05	17
Kelly Stephens, Minnesota.....	2002-05	17
#Katie Weatherston, Dartmouth.....	2003-05	17
Gretchen Anderson, Princeton.....	2001-04	16
Carly Haggard, Dartmouth.....	2000-03	15

GOALS-AGAINST AVERAGE

(Min. 2,000 Minutes; Must have completed collegiate career)

Player, Team	Years	Mins.	GA	Avg.
Desirae Clark, Mercyhurst.....	2002-05	5,340	131	1.47
Tiffany Ribble, Mercyhurst.....	2000-03	3,488	92	1.58
Meghan Horras, Wisconsin.....	2003-06	3,927	105	1.60
Jess Moffatt, St. Lawrence.....	2005-06	2,238	60	1.61
Jody Horak, Minnesota.....	2002-05	6,117	164	1.61
Patricia Sautter, Minn. Duluth.....	2001-03	2,894	79	1.64
Tania Pinelli, Niagara.....	2000-02	3,911	110	1.69
Roxanne Gaudiel, Princeton.....	2003-06	4,269	121	1.70
Ali Boe, Harvard.....	2003-06	5,475	161	1.76
Chanda Gunn, Northeastern.....	2001-04	5,519	166	1.81
Jen Huggon, New Hampshire.....	2001-03	6,133	193	1.89
Jackie MacMillan, Wisconsin.....	2000-03	5,858	187	1.92
Pam Dreyer, Brown.....	2000-03	4,271	138	1.94
Jessica Ruddock, Harvard.....	2000-03	3,698	122	1.98
Amy Ferguson, Dartmouth.....	2000-03	4,365	152	2.09
Katie Germain, Brown.....	2001-04	3,256	123	2.27
Amy Thomas, Providence.....	2002-05	3,383	131	2.32
Kaitlyn Shain, Connecticut.....	2003-06	4,893	194	2.38
Lara Smart, Maine.....	2000-03	3,741	154	2.47

Miscellaneous

GOALIE WINNING PERCENTAGE

(Min. 30 Wins; Must have completed collegiate career)

Player, Team	Years	W-L-T	Pct.*
Patricia Sautter, Minn. Duluth.....	2001-03	41-4-5	.870
Jody Horak, Minnesota.....	2002-05	83-14-6	.835
Tuula Puputti, Minn. Duluth.....	2000-02	37-8-4	.796
Amy Ferguson, Dartmouth.....	2000-03	58-16-2	.776
Jessica Ruddock, Harvard.....	2000-03	48-14-1	.770
Meghan Horras, Wisconsin.....	2003-06	48-13-4	.769
Desirae Clark, Mercyhurst.....	2002-05	63-18-7	.756
Ali Boe, Harvard.....	2003-06	63-21-5	.736
Amy Thomas, Providence.....	2002-05	36-15-1	.702
Tiffany Ribble, Mercyhurst.....	2000-03	37-16-4	.684
Jackie MacMillan, Wisconsin.....	2000-03	62-26-11	.682
Rachel Barrie, St. Lawrence.....	2001-04	78-34-11	.679
Dawn Froots, Maine.....	2000-03	27-12-3	.679
Roxanne Gaudiel, Princeton.....	2003-06	41-18-9	.669
Katie Germain, Brown.....	2001-04	34-17-3	.657
Tania Pinelli, Niagara.....	2000-02	41-20-6	.657
Pam Dreyer, Brown.....	2000-03	40-23-8	.620
Jen Huggon, New Hampshire.....	2000-03	60-36-7	.617

Player, Team

Player, Team	Years	W-L-T	Pct.*
Alison Quandt, Boston College.....	2003-06	31-25-7	.548
Chanda Gunn, Northeastern.....	2001-04	38-34-12	.524
Melissa Glaser, Ohio St.....	2001; 04-05	33-30-6	.522
Jenelle DiSanto, Holy Cross.....	2000-03	34-33-5	.507

*Ties computed as half win, half loss.

GOALIE WINS

Player, Team	Years	Wins
Jody Horak, Minnesota.....	2002-05	83
Rachel Barrie, St. Lawrence.....	2001-04	78
†Melissa Bourdon, New Hampshire.....	2004-06	64
Desirae Clark, Mercyhurst.....	2002-05	63
Ali Boe, Harvard.....	2003-06	63
Jackie MacMillan, Wisconsin.....	2000-03	62
Jen Huggon, New Hampshire.....	2001-03	60
Amy Ferguson, Dartmouth.....	2000-03	58
†Riitta Schaublin, Minn. Duluth.....	2004-06	52
Jessica Ruddock, Harvard.....	2000-03	48
Meghan Horras, Wisconsin.....	2003-06	48
Megan Van Beusekom, Princeton.....	2001-04	43
Patricia Sautter, Minn. Duluth.....	2000-03	41
Roxanne Gaudiel, Princeton.....	2003-06	41
†Kira McDonald, Clarkson.....	2004-06	41
Pam Dreyer, Brown.....	2000-03	40
Sarah Love, Yale.....	2003-06	40
Chanda Gunn, Northeastern.....	2001-04	38
Tiffany Ribble, Mercyhurst.....	2000-03	37
Amy Thomas, Providence.....	2002-05	36
Jenelle DiSanto, Holy Cross.....	2000-03	34
Katie Germain, Brown.....	2001-04	34
Kaitlyn Shain, Connecticut.....	2003-06	34

†Active player.

GOALIE SHUTOUTS

Player, Team	Years	SH
Desirae Clark, Mercyhurst.....	2002-05	24
†Melissa Bourdon, New Hampshire.....	2004-06	21
Jody Horak, Minnesota.....	2002-05	20
Ali Boe, Harvard.....	2003-06	17
†Kira Hurley, Clarkson.....	2004-06	17
Meghan Horras, Wisconsin.....	2003-06	16
Jackie MacMillan, Wisconsin.....	2000-03	14
†Riitta Schaublin, Minn. Duluth.....	2004-06	13
Roxanne Gaudiel, Princeton.....	2003-06	12
Sarah Love, Yale.....	2003-06	12
Kaitlyn Shain, Connecticut.....	2003-06	12

†Active player.

Annual Individual Champions

Offense

POINTS PER GAME

Year	Player, Team	GP	G	A	Pts.	Avg.
2001	Jennifer Botterill, Harvard.....	30	32	36	78	2.60
2002	Carly Haggard, Dartmouth.....	32	37	34	71	2.22
2003	Jennifer Botterill, Harvard.....	32	47	65	112	3.50
2004	Caroline Ouellette, Minn. Duluth.....	32	29	47	76	2.38
2005	Natalie Darwitz, Minnesota.....	40	42	72	114	2.85
2006	Jennifer Hitchcock, New Hampshire.....	37	30	36	66	1.78

GOALS PER GAME

Year	Player, Team	G	Goals	Avg.
2001	Jennifer Botterill, Harvard.....	30	42	1.40
2002	Carly Haggard, Dartmouth.....	32	37	1.16
2003	Jennifer Botterill, Harvard.....	32	47	1.47
2004	Nicole Corriero, Harvard.....	35	42	1.20
2005	Nicole Corriero, Harvard.....	36	59	1.64
2006	Gina Arnone, Sacred Heart.....	24	23	0.96

ASSISTS PER GAME

Year	Player, Team	G	Assists	Avg.
2001	Tammy Shewchuk, Harvard.....	31	46	1.48
2002	Kalen Ingram, Harvard.....	31	34	1.10



Photo by St. Lawrence Sports Information

Sabrina Harbec became St. Lawrence's first annual individual champion in 2006 as she led the nation in assists per game with a mark of 1.0.

Year	Player, Team	G	Assists	Avg.
2003	Jennifer Botterill, Harvard	32	65	2.03
2004	Caroline Ouellette, Minn. Duluth	32	47	1.47
2005	Natalie Darwitz, Minnesota	40	72	1.80
2006	Sabrina Harbec, St. Lawrence	36	36	1.00

POWER-PLAY GOALS

Year	Player, Team	Games	PPG
2001	Emma Laaksonen, Ohio St.	34	17
2002	Valerie Hall, Niagara	34	13
2003	Julie Chu, Harvard	34	11
2004	Nicole Corriero, Harvard	35	13
2005	Nicole Corriero, Harvard	36	24
2006	Jennifer Hitchcock, New Hampshire	37	14

SHORT-HANDED GOALS

Year	Player, Team	Games	SHG
2001	Jennifer Botterill, Harvard	30	3
	Amber Fryklund, Bemidji St.	34	3
2002	Brooke Whitney, Northeastern	32	3
	Brooke Bradburn, Niagara	30	3
	Kimberly Berry, Connecticut	35	3
	Brooke Whitney, Northeastern	35	3
2003	Jenny Potter, Minn. Duluth	36	4
2004	Krissy Wendell, Minnesota	36	6
2005	Krissy Wendell, Minnesota	40	7
2006	Jana Harrigan, Ohio St.	36	6

GAME-WINNING GOALS

Year	Player, Team	Games	GWG
2001	Brooke Whitney, Northeastern	32	7
	Jennifer Botterill, Harvard	30	7
2002	Brooke Whitney, Northeastern	35	9
2003	Jennifer Botterill, Harvard	32	11
2004	Nicole Corriero, Harvard	35	10
2005	Nicole Corriero, Harvard	36	11
2006	Erica McKenzie, Minnesota	41	8
	Jinelle Zaugg, Wisconsin	41	8

Defense

SAVE PERCENTAGE

Year	Player, Team	Games	GA	Saves	Pct.
2001	Pam Dreyer, Brown	25	39	624	.941
2002	Chanda Gunn, Northeastern	31	41	772	.950
2003	Tiffamy Ribble, Mercyhurst	23	33	449	.932
2004	Chanda Gunn, Northeastern	27	56	842	.938
2005	Riitta Schaublin, Minn. Duluth	26	39	638	.942
2006	Kim Hanlon, Minnesota	19	19	314	.943

GOALS-AGAINST AVERAGE

Year	Player, Team	Games	Mins.	GA	GAA
2001	Meaghan Cahill, Dartmouth	18	1,050	24	1.37
2002	Jackie MacMillan, Wisconsin	35	1,980	43	1.30
2003	Tiffany Ribble, Mercyhurst	23	1,340	33	1.48
2004	Meghan Horras, Wisconsin	18	1,072	25	1.40
2005	Desirae Clark, Mercyhurst	25	1,538	32	1.25
2006	Kim Hanlon, Minnesota	19	1,017	19	1.12

Miscellaneous

GOALIE WINNING PERCENTAGE

Year	Player, Team	W-L-T	Pct.*
2001	Amy Ferguson, Dartmouth	13-2-0	.867
2002	Patricia Sautter, Minn. Duluth	15-1-3	.868
2003	Jessica Ruddock, Harvard	26-3-1	.883
2004	Ali Boe, Harvard	22-4-1	.833
	Christine Dufour, Wisconsin	12-2-1	.833
2005	Jody Horak, Minnesota	24-2-2	.893
2006	Melissa Bourdon, New Hampshire	28-3-1	.891

*Ties computed as half win, half loss.

Team Records

Official NCAA women's ice hockey records began with the 2000-01 season and are based on information submitted to the NCAA statistics service by institutions participating in the statistics rankings. In statistical rankings, the rounding of percentages and/or averages may indicate ties where none exist. In these cases, the numerical order of the rankings is accurate.

Offense

GOALS SCORED

Period
7-Wisconsin vs. Bemidji St., Nov. 18, 2000 (2nd); Maine vs. Quinnipiac, Nov. 26, 2001 (2nd); Harvard vs. Vermont, Nov. 8, 2002 (1st); Harvard vs. Boston College, Jan. 28, 2003 (1st); Wisconsin vs. St. Cloud St., Feb. 15, 2003 (2nd); Cornell vs. Sacred Heart, Nov. 21, 2003 (3rd); Sacred Heart vs. St. Michael's, Jan. 11, 2006 (3rd)

Game
17-Harvard vs. Boston College (2), Jan. 28, 2003

Game, Both Teams
19-Harvard (17) vs. Boston College (2), Jan. 28, 2003

Season
226-Minn. Duluth, 2003 (36 games, 6.28 per game)

GOALS SCORED PER GAME

Season
6.47-Harvard, 2003 (34 games, 220 goals)

MOST ASSISTS

Game
25-Harvard vs. Boston College, Jan. 28, 2003; Harvard vs. Cornell, March 7, 2003

Game, Both Teams
28-Harvard (25) vs. Boston College (3), Jan. 28, 2003

Season
353-Minn. Duluth, 2003 (36 games, 9.81 per game)

FEWEST ASSISTS

Season
13-Vermont, 2003 (30 games, 0.43 per game)

POINTS SCORED

Game
42-Harvard vs. Boston College, Jan. 28, 2003 (17 goals, 25 assists)

Game, Both Teams
47-Harvard (42) vs. Boston College (5), Jan. 28, 2003

Season
579-Minn. Duluth, 2003 (36 games, 16.1 per game)

POWER-PLAY GOALS

Game
6-Wisconsin vs. Bemidji St., Nov. 18, 2000

Season
59-Minn. Duluth, 2003 (36 games, 1.64 per game)

POWER-PLAY PERCENTAGE

Game (Min. 4 Opportunities)
1.000-Providence vs. Boston College, March 10, 2004 (four opportunities, four goals)

Season
.310-Minnesota, 2005 (226 opportunities, 70 goals)

SHORT-HANDED GOALS

Game
2-Many times

Season
12-Minnesota, 2003 (36 games, 0.33 per game); St. Lawrence, 2004 (39 games, 0.31 per game)

Defense

FEWEST GOALS ALLOWED

Season
42-Mercyhurst, 2005 (37 games); New Hampshire, 2006 (37 games)

FEWEST GOALS ALLOWED PER GAME

Season
1.14-Mercyhurst, 2005 (42 goals allowed, 37 games); New Hampshire, 2006 (42 goals allowed, 37 games)

PENALTY-KILL PERCENTAGE

Season
.957-Harvard, 2003 (117 opportunities, five goals allowed)

LOWEST GOALS-AGAINST AVERAGE

Season
1.10-Mercyhurst, 2005 (42 goals allowed, 2,282 minutes)

MOST GOALS ALLOWED

Season
183-Bemidji St., 2001 (34 games)

MOST GOALS ALLOWED PER GAME

Season
5.54-Union (N.Y.), 2006 (155 goals allowed, 28 games)

Miscellaneous

LARGEST MARGIN OF VICTORY

15-Harvard (17) vs. Boston College (2), Jan. 29, 2003

SCORING MARGIN PER GAME

Season
5.00-Harvard, 2003 (220 goals scored, 50 goals allowed, 34 games)

WINNING PERCENTAGE

*.925-Minnesota (36-2-2), 2005

*Ties computed as half win, half loss.

WINS

36–Minnesota (36-2-2), 2005; Wisconsin (36-4-1), 2006

LOSSES

29–Vermont (3-29-2), 2006

FEWEST WINS

1–Vermont (1-28-1), 2002

FEWEST LOSSES

2–Minnesota (36-2-2), 2005

TIES

8–Bemidji St. (12-13-8), 2002; Northeastern (13-13-8), 2004; Connecticut (16-12-8), 2005

HOME WINS

19–Minnesota (19-0-1), 2005 (36-2-2 overall)

ROAD WINS

14–Minnesota (14-2-1), 2005 (36-2-2 overall)

OVERTIME GAMES

10–Ohio St. (37 games), 2002; Ohio St. (36 games), 2006

OVERTIME WINS

5–Minnesota, 2002

OVERALL WINNING STREAK

17–Harvard, Nov. 8, 2002-Feb. 11, 2003

OVERALL UNBEATEN STREAK

17–Harvard, Nov. 8, 2002-Feb. 11, 2003

OVERALL LOSING STREAK

19–Union (N.Y.), Nov. 6, 2004-Feb. 5, 2005

OVERALL WINLESS STREAK

24–Minn. St. Mankato, Oct. 20, 2000-Feb. 4, 2001

HOME WINNING STREAK

25–Harvard, March 1, 2002-Jan. 11, 2004

HOME UNBEATEN STREAK

30–Harvard, Feb. 2, 2002-Jan. 11, 2004

HOME LOSING STREAK

12–Vermont, Dec. 31, 2001-Oct. 26, 2002

ROAD WINNING STREAK

13–Mercyhurst, Nov. 2, 2002-Oct. 18, 2003

ROAD LOSING STREAK

21–Minn. St. Mankato, Oct. 20, 2000-Nov. 30, 2002

PENALTY MINUTES

Game

57–Ohio St. vs. Minn. Duluth, Jan. 31, 2003

Game, Both Teams

83–Minn. Duluth (39) vs. Minnesota (44), Dec. 14, 2003

Season

658–Niagara, 2006 (36 games, 18.3 per game)

PENALTIES

Game

16–Maine vs. Providence, Nov. 9, 2002; Minn. Duluth vs. Minnesota, Feb. 29, 2004

Game, Both Teams

31–Minn. Duluth (16) vs. Minnesota (15), Feb. 29, 2004

FEWEST PENALTY MINUTES

174–Yale, 2001 (28 games, 6.21 per game)

Team Leaders

Official NCAA women's ice hockey records began with the 2000-01 season and are based on information submitted to the NCAA statistics service by institutions participating in the statistics rankings. In statistical rankings, the rounding of percentages and/or averages may indicate ties where none exist, the numerical order of the rankings is accurate.

SINGLE-GAME RECORDS

Offense

GOALS SCORED

Team in a Period

No.	Team vs. Opponent (Period)	Date
7	Wisconsin vs. Bemidji St. (2nd)	Nov. 18, 2000
7	Maine vs. Quinnipiac (2nd)	Nov. 26, 2001
7	Harvard vs. Vermont (1st)	Nov. 8, 2002
7	Harvard vs. Boston College (1st)	Jan. 28, 2003
7	Wisconsin vs. St. Cloud St. (2nd)	Feb. 15, 2003
7	Cornell vs. Sacred Heart (3rd)	Nov. 21, 2003
7	Sacred Heart vs. St. Michael's (3rd)	Jan. 11, 2006

Team

No.	Team vs. Opponent	Date
17	Harvard vs. Boston College (2)	Jan. 28, 2003
14	Wisconsin vs. Bemidji St. (4)	Nov. 18, 2000
13	Harvard vs. Boston College (1)	Nov. 19, 2000
13	Minn. Duluth vs. North Dakota (0)	Nov. 1, 2002
13	Harvard vs. Vermont (0)	Nov. 8, 2002
13	Harvard vs. Cornell (1)	March 7, 2003
13	Harvard vs. Union (N.Y.) (0)	Nov. 7, 2003
13	St. Lawrence vs. Union (N.Y.) (0)	March 6, 2004
12	Minn. Duluth vs. Bemidji St. (1)	Oct. 28, 2000
12	Minn. Duluth vs. Northeastern (0)	Jan. 8, 2001
12	Minn. Duluth vs. Minn. St. Mankato (1)	Oct. 18, 2002
12	Yale vs. Sacred Heart (1)	Jan. 22, 2003
12	Dartmouth vs. Union (N.Y.) (2)	Jan. 7, 2005
12	Maine vs. Sacred Heart (1)	Oct. 28, 2005
12	Sacred Heart vs. St. Michael's (0)	Feb. 25, 2006

Both Teams

No.	Teams	Date
19	Harvard (17) vs. Boston College (2)	Jan. 28, 2003
18	Wisconsin (14) vs. Bemidji St. (4)	Nov. 18, 2000
14	Harvard (13) vs. Boston College (1)	Nov. 19, 2000
14	St. Cloud St. (8) vs. Bemidji St. (6)	Jan. 19, 2001
14	Harvard (11) vs. Yale (3)	Feb. 22, 2003
14	Minn. Duluth (11) vs. Bemidji St. (3)	Feb. 23, 2003
14	Harvard (13) vs. Cornell (1)	March 7, 2003
14	Dartmouth (8) vs. Providence (6)	Jan. 21, 2004
14	Dartmouth (12) vs. Union (N.Y.) (2)	Jan. 7, 2005
14	Minnesota (9) vs. Ohio St. (5)	Nov. 4, 2005

No. Teams

No.	Teams	Date
13	Minn. Duluth (12) vs. Bemidji St. (1)	Oct. 28, 2000
13	St. Cloud St. (9) vs. Wisconsin (4)	Jan. 12, 2001
13	Minnesota (8) vs. Bemidji St. (5)	Feb. 3, 2001
13	Minn. Duluth (7) vs. Ohio St. (6) (OT)	Feb. 9, 2001
13	St. Cloud St. (7) vs. Minnesota (6)	Feb. 10, 2001
13	Minn. Duluth (8) vs. Harvard (5)	Nov. 17, 2001
13	Minn. Duluth (12) vs. Minn. St. Mankato (1)	Oct. 18, 2002
13	Minn. Duluth (13) vs. North Dakota (0)	Nov. 1, 2002
13	Harvard (13) vs. Vermont (0)	Nov. 8, 2002
13	Yale (12) vs. Sacred Heart (1)	Jan. 22, 2003
13	Minn. Duluth (11) vs. Ohio St. (2)	Feb. 1, 2003
13	Minn. Duluth (10) vs. St. Cloud St. (3)	Feb. 7, 2003
13	Harvard (10) vs. Brown (3)	March 15, 2003
13	Harvard (13) vs. Union (N.Y.) (0)	Nov. 7, 2003
13	St. Lawrence (13) vs. Union (N.Y.) (0)	March 6, 2004
13	Harvard (11) vs. Yale (2)	Jan. 29, 2005
13	Maine (12) vs. Sacred Heart (1)	Oct. 28, 2005
13	Wisconsin (10) vs. Bemidji St. (3)	Dec. 3, 2005

ASSISTS

Team

No.	Team vs. Opponent	Date
25	Harvard vs. Boston College	Jan. 28, 2003
25	Harvard vs. Cornell	March 7, 2003
22	Minn. Duluth vs. Northeastern	Jan. 8, 2001
22	Yale vs. Union (N.Y.)	Nov. 22, 2002
22	St. Lawrence vs. Union (N.Y.)	March 6, 2004
21	Minn. Duluth vs. North Dakota	Nov. 1, 2002

Both Teams

No.	Teams	Date
28	Harvard (25) vs. Boston College (3)	Jan. 28, 2003
27	Harvard (25) vs. Cornell (2)	March 7, 2003
24	Harvard (19) vs. Yale (5)	Feb. 22, 2003
24	Minn. Duluth (19) vs. Bemidji St. (5)	Feb. 23, 2003
23	Harvard (18) vs. Brown (5)	March 15, 2003

POINTS SCORED

No. Team vs. Opponent

No.	Team vs. Opponent	Date
42	Harvard vs. Boston College	Jan. 28, 2003
38	Harvard vs. Cornell	March 7, 2003
35	St. Lawrence vs. Union (N.Y.)	March 6, 2004
34	Minn. Duluth vs. Northeastern	Jan. 8, 2001
34	Minn. Duluth vs. North Dakota	Nov. 1, 2002
33	Wisconsin vs. Bemidji St.	Nov. 18, 2000
33	Harvard vs. Vermont	Nov. 8, 2002
31	Yale vs. Sacred Heart	Jan. 22, 2003
31	Harvard vs. Yale	Jan. 29, 2005
31	Sacred Heart vs. St. Michael's	Feb. 25, 2006
30	Minn. Duluth vs. Minn. St. Mankato	Oct. 18, 2002
30	Harvard vs. Yale	Feb. 22, 2003
30	Minn. Duluth vs. Bemidji St.	Feb. 23, 2003
30	Dartmouth vs. Union (N.Y.)	Jan. 31, 2004

Both Teams

No.	Teams	Date
47	Harvard (42) vs. Boston College (5)	Jan. 28, 2003
41	Harvard (38) vs. Cornell (3)	March 7, 2003
39	Wisconsin (33) vs. Bemidji St. (6)	Nov. 18, 2000
38	Harvard (30) vs. Yale (8)	Feb. 22, 2003
38	Minn. Duluth (30) vs. Bemidji St. (8)	Feb. 23, 2003
36	Harvard (28) vs. Brown (8)	March 15, 2003
36	Minnesota (23) vs. Ohio St. (13)	Nov. 4, 2005
35	Dartmouth (23) vs. Providence (12)	Jan. 21, 2004
35	St. Lawrence (35) vs. Union (N.Y.) (0)	March 6, 2004
35	Harvard (31) vs. Yale (4)	Jan. 29, 2005
34	Minn. Duluth (34) vs. Northeastern (0)	Jan. 8, 2001
34	St. Cloud St. (18) vs. Bemidji St. (16)	Jan. 19, 2001
34	Minnesota (21) vs. Bemidji St. (13)	Feb. 3, 2001
34	Minn. Duluth (34) vs. North Dakota (0)	Nov. 1, 2002
34	Minn. Duluth (27) vs. St. Cloud St. (7)	Feb. 7, 2003
34	Dartmouth (29) vs. Union (N.Y.) (5)	Jan. 7, 2005

POWER-PLAY GOALS

No.	Team vs. Opponent	Date
6	Wisconsin vs. Bemidji St.	Nov. 18, 2000
5	Ohio St. vs. Wayne St. (Mich.)	March 2, 2001
5	Ohio St. vs. Minn. St. Mankato	Oct. 11, 2002
5	Dartmouth vs. Union (N.Y.)	Jan. 7, 2005

POWER-PLAY PERCENTAGE**Team (Min. 4 Opportunities)**

Pct.	Team vs. Opponent	Date
1.000	Providence (4-4) vs. Boston College	March 10, 2004

SHORT-HANDED GOALS

No.	Team vs. Opponent
2	Many Times

Miscellaneous**PENALTY MINUTES****Team**

No.	Team vs. Opponent	Date
57	Ohio St. vs. Minn. Duluth	Jan. 31, 2003

Both Teams

No.	Teams	Date
83	Minn. Duluth (39) vs. Minnesota (44)	Dec. 14, 2003

PENALTIES**Team**

No.	Team vs. Opponent	Date
16	Maine vs. Providence	Nov. 9, 2002
16	Minn. Duluth vs. Minnesota	Feb. 29, 2004

Both Teams

No.	Teams	Date
31	Minn. Duluth (16) vs. Minnesota (15)	Feb. 29, 2004

LARGEST MARGIN OF VICTORY

No.	Team vs. Opponent	Date
15	Harvard (17) vs. Boston College (2)	Jan. 28, 2003
13	Minn. Duluth (13) vs. North Dakota (0)	Nov. 1, 2002
13	Harvard (13) vs. Vermont (0)	Nov. 8, 2002
13	Harvard (13) vs. Union (N.Y.) (0)	Nov. 7, 2003
13	St. Lawrence (13) vs. Union (N.Y.) (0)	March 6, 2004
12	Harvard (13) vs. Boston College (1)	Nov. 19, 2000
12	Minn. Duluth (12) vs. Northeastern (0)	Jan. 8, 2001
12	Harvard (13) vs. Cornell (1)	March 7, 2003
12	Sacred Heart (12) vs. St. Michael's (0)	Feb. 25, 2006

SEASON RECORDS**Offense****GOALS SCORED**

Team	Year	No.
Minn. Duluth	2003	226
Harvard	2003	220
Minn. Duluth	2001	200
Minnesota	2005	197
New Hampshire	2006	178
Wisconsin	2005	170
Dartmouth	2003	167

Team

Team	Year	No.
Minnesota	2004	161
Harvard	2005	159
Dartmouth	2005	155
Wisconsin	2006	155
Minnesota	2003	153
Dartmouth	2002	151
Harvard	2004	151
St. Lawrence	2006	148

GOALS SCORED PER GAME

Team	Year	Games	Goals	Avg.
Harvard	2003	34	220	6.47
Minn. Duluth	2003	36	226	6.28
Minn. Duluth	2001	37	200	5.41
Minnesota	2005	40	197	4.93
New Hampshire	2006	37	178	4.81
Dartmouth	2003	35	167	4.77
Dartmouth	2002	32	151	4.72
Wisconsin	2005	38	170	4.47
Minnesota	2004	36	161	4.47
Dartmouth	2005	35	155	4.43
Harvard	2005	36	159	4.42
Minn. Duluth	2004	34	148	4.35
Harvard	2004	35	151	4.31
Dartmouth	2001	32	136	4.25
Minnesota	2003	36	153	4.25

ASSISTS

Team	Year	No.
Minn. Duluth	2003	353
Harvard	2003	341
Minnesota	2005	310
New Hampshire	2006	294
Minn. Duluth	2001	290
Harvard	2005	275
Wisconsin	2006	253
Wisconsin	2005	245
Brown	2002	241
Minnesota	2004	239
Dartmouth	2003	228
Harvard	2004	227
Dartmouth	2005	227
St. Lawrence	2006	226
St. Lawrence	2003	225

POINTS SCORED

Team	Year	Goals	Assists	Pts.
Minn. Duluth	2003	226	353	579
Harvard	2003	220	341	561
Minnesota	2005	197	310	507
Minn. Duluth	2001	200	290	490
New Hampshire	2006	178	294	472
Harvard	2005	159	275	434
Wisconsin	2005	170	245	415
Wisconsin	2006	155	253	408
Minnesota	2004	161	239	400
Dartmouth	2003	167	228	395
Brown	2002	141	241	382
Dartmouth	2005	155	227	382
Harvard	2004	151	227	378
St. Lawrence	2006	148	226	374
Minnesota	2003	153	217	370

POWER-PLAY GOALS

Team	Year	No.
Minnesota	2005	70
Harvard	2005	60
New Hampshire	2006	60
Minn. Duluth	2003	59
Dartmouth	2005	55
St. Lawrence	2006	54
Minn. Duluth	2005	51
Minn. Duluth	2001	50
Ohio St.	2001	49
Wisconsin	2001	48
Harvard	2003	46
Mercyhurst	2005	46
Wisconsin	2005	45
Maine	2006	44
Providence	2004	43
Providence	2005	43
St. Lawrence	2005	43
Wisconsin	2006	43

POWER-PLAY PERCENTAGE

Team	Year	PPG	PP Att.	Pct.
Minnesota	2005	70	226	.310
New Hampshire	2006	60	194	.309
Harvard	2003	46	150	.307
Minnesota	2001	42	139	.302
Wisconsin	2001	48	165	.291
Minn. Duluth	2001	50	172	.291
Minn. Duluth	2003	59	204	.289
St. Cloud St.	2001	42	146	.288
Harvard	2005	60	235	.255
Minnesota	2004	41	161	.255
Ohio St.	2001	49	194	.253
Harvard	2002	30	121	.248
Wisconsin	2002	35	142	.246
Minn. Duluth	2002	33	135	.244
Minnesota	2002	32	131	.244

SHORT-HANDED GOALS

Team	Year	No.
Minnesota	2005	19
Minnesota	2003	12
St. Lawrence	2004	12
Harvard	2001	11
Minn. Duluth	2003	11
Minnesota	2004	11
Minn. Duluth	2005	11
Harvard	2003	10
Dartmouth	2001	9
Minn. Duluth	2004	9
Niagara	2005	9
Wisconsin	2005	9
New Hampshire	2006	9
Princeton	2004	8
St. Lawrence	2005	8
Providence	2006	8

Defense

FEWEST GOALS ALLOWED PER GAME

Team	Year	Games	GA	Avg.
Mercyhurst	2005	37	42	1.14
New Hampshire	2006	37	42	1.14
Wisconsin	2006	41	51	1.24
St. Lawrence	2006	38	48	1.26
Harvard	2004	35	45	1.29
Minnesota	2005	40	53	1.33
Northeastern	2002	35	47	1.34
Clarkson	2006	37	52	1.41
Wisconsin	2002	35	51	1.46
Harvard	2003	34	50	1.47
Wisconsin	2004	34	50	1.47
Mercyhurst	2004	36	53	1.47
Mercyhurst	2003	34	52	1.53
Minnesota	2002	38	59	1.55
Wisconsin	2005	38	59	1.55



Melissa Bourdon helped New Hampshire tie the Division I single-season mark for fewest goals allowed per game last year. The Wildcats allowed only 42 goals in 37 outings for a per-game average of 1.14, the same totals as Mercyhurst in the 2004-05 season.

PENALTY-KILL PERCENTAGE

Team	Year	Opponents' PPG	PPA	Pct.
Harvard	2003	5	117	.957
Brown	2001	7	128	.945
Clarkson	2006	8	115	.930
Harvard	2004	11	150	.927
Minn. Duluth	2003	16	211	.924

Team	Year	Opponents' PPG	PPA	Pct.
Minn. Duluth	2005	16	206	.922
New Hampshire	2004	12	148	.919
St. Lawrence	2003	13	155	.916
Mercyhurst	2005	19	223	.915
Mercyhurst	2003	14	162	.914
Minnesota	2004	14	156	.910
Princeton	2003	13	145	.910
Brown	2002	14	156	.910

LOWEST GOALS-AGAINST AVERAGE

Team	Year	GA	Mins.	Avg.
Mercyhurst	2005	42	2,282	1.10
New Hampshire	2006	42	2,229	1.13
Wisconsin	2006	51	2,501	1.22
St. Lawrence	2006	48	2,297	1.25
Harvard	2004	45	2,136	1.26
Northeastern	2002	47	2,127	1.33
Minnesota	2005	54	2,415	1.34
Clarkson	2006	52	2,280	1.37
Wisconsin	2002	51	2,123	1.44
Mercyhurst	2004	53	2,188	1.45
Harvard	2003	50	2,074	1.45
Wisconsin	2004	50	2,060	1.46
Mercyhurst	2003	52	2,046	1.52
Minnesota	2002	59	2,325	1.52
New Hampshire	2003	56	2,175	1.55
Wisconsin	2005	59	2,289	1.55

MOST GOALS ALLOWED PER GAME

Team	Year	Games	GA	Avg.
Union (N.Y.)	2006	28	155	5.54
Union (N.Y.)	2005	33	182	5.52
Boston College	2001	32	174	5.44
Bemidji St.	2001	34	183	5.38
Quinnipiac	2002	32	158	4.94
Cornell	2003	27	131	4.85
Sacred Heart	2004	24	113	4.71
Vermont	2003	30	140	4.67
St. Cloud St.	2002	34	152	4.47
Vermont	2002	30	134	4.47
St. Cloud St.	2003	34	149	4.38
St. Cloud St.	2004	32	137	4.28

Miscellaneous

SCORING MARGIN PER GAME

Team	Year	G	GF	GA	Margin	Mar./Gm.
Harvard	2003	34	220	50	170	5.00
Minn. Duluth	2003	36	226	65	161	4.47
New Hampshire	2006	37	178	42	136	3.68
Minnesota	2005	40	197	53	144	3.60
Minn. Duluth	2001	37	200	82	118	3.19
Harvard	2004	35	151	45	106	3.03
Wisconsin	2005	38	170	59	111	2.92
Minnesota	2004	36	161	60	101	2.81
Dartmouth	2003	35	167	69	98	2.80
Dartmouth	2002	32	151	63	88	2.75
St. Lawrence	2006	38	148	48	100	2.63
Mercyhurst	2005	37	137	42	95	2.57
Harvard	2005	36	159	67	92	2.56
Wisconsin	2006	41	155	51	104	2.54
Brown	2002	35	141	58	83	2.37

WINNING PERCENTAGE

Team	Year	W-L-T	Pct.*
Minnesota	2005	36-2-2	.925
New Hampshire	2006	33-3-1	.905
Harvard	2003	30-3-1	.897
Wisconsin	2006	36-4-1	.890
Minn. Duluth	2003	31-3-2	.889
Harvard	2004	30-4-1	.871
Minnesota	2004	30-4-2	.861
Dartmouth	2001	26-5-1	.828
Minnesota	2002	28-4-6	.816
Minn. Duluth	2001	28-5-4	.811
Minn. Duluth	2005	26-6-2	.794
Northeastern	2002	27-7-1	.786
Dartmouth	2002	24-6-2	.781
Wisconsin	2004	25-6-3	.779
New Hampshire	2003	27-7-2	.778
Mercyhurst	2004	26-6-4	.778

*Ties computed as half win, half loss.

Photo by New Hampshire Sports Information

WINS

Team	Year	No.
Minnesota	2005	36
Wisconsin	2006	36
New Hampshire	2006	33
Minn. Duluth	2004	31
St. Lawrence	2006	31
Harvard	2003	30
Minnesota	2003	30
Harvard	2004	30
Minnesota	2006	29
Minnesota	2002	28
St. Lawrence	2004	28
Mercyhurst	2005	28
St. Lawrence	2005	28
Wisconsin	2005	28

LOSSES

Team	Year	No.
Vermont	2006	29
Vermont	2002	28
Quinnipiac	2002	27
Bemidji St.	2004	27
Union (N.Y.)	2005	27
North Dakota	2006	27
Minn. St. Mankato	2002	26
St. Cloud St.	2002	26
Quinnipiac	2005	26
Vermont	2005	26
Quinnipiac	2003	25
Vermont	2003	25
Vermont	2004	25
Northeastern	2005	25

FEWEST WINS

Team	Year	No.
Vermont	2002	1
Minn. St. Mankato	2001	2
Yale	2001	3
Quinnipiac	2002	3
Vermont	2003	3
Cornell	2005	3
Northeastern	2005	3
Union (N.Y.)	2006	3
Vermont	2006	3
Findlay	2001	4
Minn. St. Mankato	2002	4
Cornell	2003	4
Wayne St. (Mich.)	2001	5
Quinnipiac	2003	5
Bemidji St.	2004	5
Robert Morris	2006	5

FEWEST LOSSES

Team	Year	No.
Minnesota	2005	2
Harvard	2003	3
Minn. Duluth	2003	3
New Hampshire	2006	3
Minnesota	2002	4
Minnesota	2004	4
Harvard	2004	4
Wisconsin	2006	4
Dartmouth	2001	5
Minn. Duluth	2001	5
St. Lawrence	2006	5

TIES

Team	Year	No.
Bemidji St.	2002	8
Northeastern	2004	8
Connecticut	2005	8
Bemidji St.	2003	7
Colgate	2006	7
Minnesota	2002	6
Providence	2003	6
Connecticut	2004	6
Clarkson	2005	6
Minn. St. Mankato	2005	6
New Hampshire	2005	6
Maine	2006	6
Mercyhurst	2006	6
Quinnipiac	2006	6

HOME WINS

Team	Year	No.
Minnesota	2005	19
Wisconsin	2006	17
Minn. Duluth	2003	16

ROAD WINS

Team	Year	No.
Minnesota	2005	14
Harvard	2003	13
Minn. Duluth	2003	13

OVERTIME GAMES

Team	Year	No.
Ohio St.	2002	10
Ohio St.	2006	10

OVERTIME WINS

Team	Year	No.
Minnesota	2002	5
Princeton	2002	3
Ohio St.	2006	3
Many with 2		

OVERALL WINNING STREAK

No.	Team	Dates
17	Harvard	Nov. 8, 2002-Feb. 11, 2003
12	Wisconsin	Oct. 9-Nov. 26, 2005
12	Wisconsin	Feb. 11, 2006-current
9	Minn. Duluth	March 3-Oct. 20, 2001

OVERALL UNBEATEN STREAK

No.	Team	Dates
30	Harvard	Feb. 2, 2002-Jan. 11, 2004
27	Minnesota	Feb. 14-Dec. 5, 2004
22	Minn. Duluth	March 3-Dec. 16, 2001

OVERALL LOSING STREAK

No.	Team	Dates
19	Union (N.Y.)	Nov. 6, 2004-Feb. 5, 2005

OVERALL WINLESS STREAK

No.	Team	Dates
24	Minn. St. Mankato	Oct. 20, 2000-Feb. 4, 2001

HOME WINNING STREAK

No.	Team	Dates
25	Harvard	March 1, 2002-Jan. 11, 2004

HOME LOSING STREAK

No.	Team	Dates
12	Vermont	Dec. 31, 2001-Oct. 26, 2002
7	Ohio St.	Oct. 18-Nov. 16, 2002
5	New Hampshire	Jan. 21-March 4, 2001

ROAD WINNING STREAK

No.	Team	Dates
15	Mercyhurst	Nov. 2, 2002-Oct. 18, 2003
12	Wisconsin	Jan. 31-Nov. 15, 2003
5	New Hampshire	Feb. 22-March 20, 2004
4	Niagara	Oct. 19-Nov. 4, 2001

ROAD LOSING STREAK

No.	Team	Dates
21	Minn. St. Mankato	Oct. 20, 2000-Nov. 30, 2002
15	Niagara	Nov. 2, 2003-Feb. 21, 2004
8	Yale	Nov. 4, 2000-Feb. 3, 2001
7	Yale	Feb. 9-Nov. 8, 2003
7	Union (N.Y.)	Nov. 6, 2004-Feb. 5, 2005
6	Ohio St.	Jan. 1-Feb. 5, 2000
5	Ohio St.	Nov. 26, 2000-Jan. 20, 2001

PENALTY MINUTES

Team	Year	Games	No.
Niagara	2006	36	658
Minn. St. Mankato	2005	35	624
Minn. Duluth	2003	36	596
St. Lawrence	2005	41	594
North Dakota	2005	35	563
Providence	2006	35	557
Niagara	2005	34	543
St. Lawrence	2006	38	533
North Dakota	2006	36	529
Providence	2005	37	526

Team	Year	Games	No.
Minnesota	2006	41	520
Minnesota	2005	40	516
St. Lawrence.....	2004	39	514
Minn. Duluth	2005	34	509

FEWEST PENALTY MINUTES

Team	Year	Games	No.
Yale.....	2001	28	174
Sacred Heart.....	2004	24	187

Team	Year	Games	No.
Cornell.....	2003	27	198
Vermont.....	2003	30	202
Harvard.....	2002	31	210
Vermont.....	2002	30	212
Boston College.....	2002	32	219
Holy Cross.....	2002	27	222
Yale.....	2002	31	228
Sacred Heart.....	2002	26	232

Annual Team Champions**Offense****SCORING OFFENSE**

Year	Team	Games	Goals	Avg.
2001	Minn. Duluth.....	37	200	5.41
2002	Dartmouth	32	151	4.72
2003	Harvard	34	220	6.27
2004	North Dakota.....	41	182	4.44
2005	Minnesota	40	197	4.93
2006	New Hampshire	37	178	4.81

POWER-PLAY PERCENTAGE

Year	Team	PPG	PP Att.	Pct.
2001	Minnesota	42	139	.302
2002	Harvard	30	121	.248
2003	Harvard	46	150	.307
2004	Minnesota.....	41	161	.255
2005	Minnesota.....	70	226	.310
2006	New Hampshire	60	194	.309

Defense**PENALTY-KILL PERCENTAGE**

Year	Team	Opponents'		Pct.
		PPG	PPA	
2001	Brown.....	7	128	.945
2002	Brown.....	14	156	.910
2003	Harvard	5	117	.957
2004	Harvard	11	150	.927
2005	Minn. Duluth	16	206	.922
2006	Clarkson	8	115	.930

SCORING DEFENSE

Year	Team	Games	GA	Avg.
2001	Brown.....	29	52	1.79
2002	Northeastern	35	47	1.34
2003	Harvard	34	50	1.47
2004	Harvard	35	45	1.29
2005	Mercyhurst	37	42	1.14
2006	New Hampshire	37	42	1.14

Miscellaneous**SCORING MARGIN PER GAME**

Year	Team	Games	GF	GA	Marg./Gm.
2001	Minn. Duluth	37	200	82	3.19
2002	Dartmouth	32	151	63	2.75
2003	Harvard.....	34	220	50	5.00
2004	Harvard.....	35	151	45	3.03
2005	Minnesota	40	197	53	3.60
2006	New Hampshire	37	178	42	3.68

WINNING PERCENTAGE

Year	Team	W-L-T	Pct.*
2001	Dartmouth	20-3-1	.854
2002	Minnesota	28-4-6	.816
2003	Harvard.....	30-3-1	.897
2004	Harvard.....	30-4-1	.871
2005	Minnesota	36-2-2	.925
2006	New Hampshire	33-3-1	.905

*Ties computed as half win, half loss.

2006 Most Improved Teams

Team	2005 W-L-T	2006 W-L-T	\$Games Improved	Team	2005 W-L-T	2006 W-L-T	\$Games Improved
Boston College	10-20-4	20-11-4	9 1/2	Clarkson	13-17-6	22-14-1	6
New Hampshire	21-8-6	33-3-1	8 1/2	Cornell	3-22-3	9-18-1	5
Quinnipiac	5-26-2	10-18-6	6 1/2	Maine	14-15-3	17-9-6	4 1/2
St. Cloud St.	9-22-4	18-18-1	6 1/2				
Wisconsin	28-9-1	36-4-1	6 1/2				

\$To determine games improved, add the difference in victories between the two seasons to the difference in the losses, then divide by two; ties not counted. Includes postseason.

USA Today/AHCA Final Division I Polls

2001

1. Minn. Duluth
2. Dartmouth
3. St. Lawrence
4. Harvard
5. Brown
6. Minnesota
7. Wisconsin
8. Ohio St.
9. Northeastern
10. New Hampshire

2002

1. Minn. Duluth
2. Brown

3. Minnesota
4. Niagara
5. Dartmouth
6. Northeastern
7. Wisconsin
8. St. Lawrence
9. Harvard
10. Providence

2003

1. Minn. Duluth
2. Harvard
3. Dartmouth
4. Minnesota
5. Providence

6. Wisconsin
7. New Hampshire
8. St. Lawrence
9. Princeton
10. Mercyhurst

2004

1. Minnesota
2. Harvard
3. St. Lawrence
4. Dartmouth
5. Minn. Duluth
6. Wisconsin
7. Mercyhurst
8. New Hampshire

9. Brown
10. Providence

2005

1. Minnesota
2. Harvard
3. St. Lawrence
4. Dartmouth
5. Minn. Duluth
6. Wisconsin
7. Mercyhurst
8. Providence
9. Connecticut
10. New Hampshire

2006

1. Wisconsin
2. Minnesota
3. New Hampshire
4. St. Lawrence
5. Minn. Duluth
6. Mercyhurst
7. Princeton
8. Harvard
9. Boston College
10. Brown

USCHO.com Final Division I Polls

2001

1. Dartmouth
2. Minn. Duluth
3. Harvard
4. St. Lawrence
5. Brown
6. Minnesota
7. Wisconsin
8. Ohio St.
9. Northeastern
10. New Hampshire

2002

1. Minnesota
2. Minn. Duluth

- (tie) Niagara
4. Brown
5. Dartmouth
6. Northeastern
7. Wisconsin
8. St. Lawrence
9. Harvard
10. Providence

2003

1. Minn. Duluth
2. Harvard
3. Minnesota
4. Dartmouth
5. Wisconsin

6. Providence
7. New Hampshire
8. St. Lawrence
9. Princeton
10. Mercyhurst

2004

1. Minnesota
2. Harvard
3. St. Lawrence
4. Dartmouth
5. Wisconsin
6. Minn. Duluth
7. Mercyhurst
8. New Hampshire

9. Brown
10. Providence

2005

1. Minnesota
2. Minn. Duluth
3. Wisconsin
4. Harvard
5. Dartmouth
6. St. Lawrence
7. Mercyhurst
8. Providence
9. New Hampshire
10. Connecticut

2006

1. New Hampshire
2. Wisconsin
3. St. Lawrence
4. Minnesota
5. Minn. Duluth
6. Princeton
7. Mercyhurst
8. Harvard
9. Brown
10. Boston College

Women's Division III Records

Individual Records	116
Individual Leaders	116
Annual Individual Champions	121
Team Records	122
Team Leaders.....	123
Annual Team Champions	127
2006 Most Improved Teams	127
USCHO.com Final Polls	127



Individual Records

Official NCAA women's ice hockey records began with the 2001-02 season and are based on information submitted to the NCAA statistics service by institutions participating in the statistics rankings. In statistical rankings, the rounding of percentages and/or averages may indicate ties where none exist. In these cases, the numerical order of the rankings is accurate.

Offense

POINTS SCORED

Game

8—Annie Annunziato, Augsburg vs. Hamline, Nov. 20, 2003 (five goals, three assists)

Season

77—Laura Hurd, Elmira, 2002 (40 goals, 37 assists)

Career

237—Laura Hurd, Elmira, 2002-05 (120 goals, 117 assists)

POINTS SCORED PER GAME

Season

2.75—Laura Hurd, Elmira, 2002 (77 in 28)

Career

2.15—Laura Hurd, Elmira, 2002-05 (237 in 110)

GOALS SCORED

Game

5—Elizabeth Gibson, Plattsburgh St. vs. Cortland St., Dec. 1, 2001; Julie Welte, Rensselaer vs. Union (N.Y.), Feb. 22, 2003; Annie Annunziato, Augsburg vs. Hamline, Nov. 20, 2003; Jessie Garner, Manhattanville vs. Mass.-Boston, Jan. 24, 2004; Stephanie Purinton, Castleton St. vs. Chatham, Nov. 12, 2004; Zoe Baldwin, Hamilton vs. Trinity (Conn.), Dec. 3, 2004

Season

40—Laura Hurd, Elmira, 2002 (28 games)

Career

120—Elizabeth Gibson, Plattsburgh St., 2002-05 (108 games); Laura Hurd, Elmira, 2002-05 (110 games)

GOALS SCORED PER GAME

Season

1.44—Elizabeth Gibson, Plattsburgh St., 2002 (39 in 27)

Career

1.11—Elizabeth Gibson, Plattsburgh St., 2002-05 (120 in 108)

ASSISTS

Game

6—Jessica Temesy, Manhattanville vs. MIT, Jan. 12, 2003; Lauren Chezick, Augsburg vs. Hamline, Nov. 20, 2003; Bianca DeSantis, Neumann vs. Chatham, Jan. 15, 2006

Season

42—Colleen Baude, Rochester Inst., 2002 (27 games)

Career

117—Laura Hurd, Elmira, 2002-05 (110 games)

ASSISTS PER GAME

Season

1.56—Colleen Baude, Rochester Inst., 2002 (42 in 27)

Career

1.06—Laura Hurd, Elmira, 2002-05 (117 in 110)

POWER-PLAY GOALS

Game

3—Sara Riel, Rensselaer vs. Sacred Heart, Jan. 18, 2003; Mary Harding, MIT vs. Castleton St., Nov. 5, 2005

Season

12—Melanie Salatino, Wis.-Superior, 2002; Amber Neil, Middlebury, 2003

Career

27—Elizabeth Gibson, Plattsburgh St., 2002-05

SHORT-HANDED GOALS

Game

2—Christina Kerr, Plattsburgh St. vs. Neumann, Nov. 10, 2002; Lauren Chezick, Augsburg vs. Amherst, Jan. 10, 2003

Season

7—Colleen Baude, Rochester Inst., 2002; Elizabeth Gibson, Plattsburgh St., 2002; Annmarie Cellino, Middlebury, 2006

Career

17—Elizabeth Gibson, Plattsburgh St., 2002-05

GAME-WINNING GOALS

Season

10—Jackie Schmitt, Wis.-Stevens Point, 2002

Career

27—Jackie Schmitt, Wis.-Stevens Point, 2002-05

Defense

SAVES

Game

101—Sirena Enright, Chatham vs. Plattsburgh St., Oct. 22, 2005

Season

1,008—Rachael Young, Hamline, 2003

Career

3,202—Kristin Suslowicz, Salve Regina, 2002-05

SAVE PERCENTAGE

Season

.954—Nicole Elliott, Manhattanville, 2004 (13 goals allowed, 270 saves)

Career

.947—Nicole Elliott, Manhattanville, 2002-05 (57 goals allowed, 1,024 saves)

GOALS-AGAINST AVERAGE

Season

0.46—Kristin Lillie, Elmira, 2003 (5 goals allowed, 659 minutes played)

Career

0.57—Kristin Lillie, Elmira, 2002-04 (18 goals allowed, 1,885 minutes played)

Miscellaneous

GOALIE WINNING PERCENTAGE

Season

1.000—Kristin Lillie, Elmira, 2002 (10-0-0); Diane Sawyer, Wis.-Stevens Point, 2002 (13-0-0); Nicole Elliott, Manhattanville, 2003 (14-0-0); Kristin Lillie, Elmira, 2004 (10-0-0)

Career

.968—Kristin Lillie, Elmira, 2002-04 (30-1-0)

GOALIE WINS

Career

62—Carolyn Roy, Plattsburgh St., 2002-05; Kate Kogut, Middlebury, 2003-06

SHUTOUTS

Season

13—Amy Statz, Wis.-Stevens Point, 2005

Career

26—Nicole Elliott, Manhattanville, 2002-05

Individual Leaders

SINGLE-GAME RECORDS

Offense

POINTS

No.	Player, Team vs. Opponent	Date
8	Annie Annunziato, Augsburg vs. Hamline	Nov. 20, 2003
7	Elizabeth Gibson, Plattsburgh St. vs. Neumann	Feb. 9, 2002
7	Elizabeth Gibson, Plattsburgh St. vs. Utica	Feb. 23, 2002
7	Jennifer Mulick, Manhattanville vs. Salve Regina	Nov. 8, 2003
7	Jessica Moreau, Plattsburgh St. vs. Chatham	Nov. 14, 2003
7	Laura Hurd, Elmira vs. Chatham	Oct. 30, 2004
7	Stephanie Purinton, Castleton St. vs. Chatham	Nov. 12, 2004
7	Ashley Watkins, New England Col. vs. St. Michael's	Nov. 12, 2004
7	Jenn Clarke, Plattsburgh St. vs. Chatham	Oct. 22, 2005
7	Megan Irving, Southern Me. vs. MIT	Jan. 7, 2006
7	Bianca DeSantis, Neumann vs. Chatham	Jan. 15, 2006

GOALS

No.	Player, Team vs. Opponent	Date
5	Elizabeth Gibson, Plattsburgh St. vs. Cortland St.	Dec. 1, 2001
5	Julie Welte, Rensselaer vs. Union (N.Y.)	Feb. 22, 2003
5	Annie Annunziato, Augsburg vs. Hamline	Nov. 20, 2003
5	Jessie Garner, Manhattanville vs. Mass.-Boston	Jan. 24, 2004
5	Stephanie Purinton, Castleton St. vs. Chatham	Nov. 12, 2004
5	Zoe Baldwin, Hamilton vs. Trinity (Conn.)	Dec. 3, 2004

Southern Maine's Megan Irving joined nine other Division III players with seven-point games when she scored two goals and dished out five assists against MIT January 7, 2006.



Photo by Southern Maine Sports Information

ASSISTS

No.	Player, Team vs. Opponent	Date
6	Jessica Temesy, Manhattanville vs. MIT	Jan. 12, 2003
6	Lauren Chezick, Augsburg vs. Hamline	Nov. 20, 2003
6	Bianca DeSantis, Neumann vs. Chatham	Jan. 15, 2006

POWER-PLAY GOALS

No.	Player, Team vs. Opponent	Date
3	Sara Riel, Rensselaer vs. Sacred Heart	Jan. 18, 2003
3	Mary Harding, MIT vs. Castleton St.	Nov. 5, 2005
2	Many players	

SHORT-HANDED GOALS

No.	Player, Team vs. Opponent	Date
2	Christina Kerr, Plattsburgh St. vs. Neumann	Nov. 10, 2002
2	Lauren Chezick, Augsburg vs. Amherst	Jan. 10, 2003

Defense

SAVES

No.	Player, Team vs. Opponent	Date
101	Sirena Enright, Chatham vs. Plattsburgh St.	Oct. 22, 2005
90	Vanessa Carter, Castleton St. vs. Manhattanville	Jan. 10, 2006
81	Regina Sullivan, MIT vs. Sacred Heart	Nov. 17, 2001
78	Sarah Kuecher, Salve Regina vs. Rensselaer	Feb. 8, 2004
76	Jennifer Toof, New England Col. vs. Manhattanville	Dec. 1, 2002
76	Marlene Yaeger, Wis.-River Falls vs. St. Thomas (Minn.)	Nov. 15, 2003
74	Mary Keddie, Buffalo St. vs. Elmira	Nov. 21, 2003
74	Joanne Braga, Chatham vs. Utica	Feb. 6, 2004
74	Sirena Enright, Chatham vs. Cortland St.	Feb. 11, 2005
71	Mary Keddie, Buffalo St. vs. Utica	Jan. 9, 2004
71	Kristin Suslowicz, Salve Regina vs. Sacred Heart	Feb. 20, 2005
71	Vanessa Carter, Castleton St. vs. New England Col.	Nov. 18, 2005

SEASON RECORDS

Offense

POINTS

Player, Team	Year	GP	G	A	Pts.
Laura Hurd, Elmira	2002	28	40	37	77
Colleen Baude, Rochester Inst.	2002	27	26	42	68
Elizabeth Gibson, Plattsburgh St.	2002	27	39	29	68
Melanie Salatino, Wis.-Superior	2002	26	36	25	61
Elizabeth Gibson, Plattsburgh St.	2004	30	31	30	61
Andrea Peterson, Gust. Adolphus	2005	30	32	29	61
Sarah Moe, Gust. Adolphus	2002	30	31	27	58
Laura Hurd, Elmira	2005	28	25	33	58
Emily Quizon, Middlebury	2005	30	20	38	58
Charissa Gawant, Elmira	2002	28	16	41	57
Lauren Chezick, Augsburg	2003	26	25	32	57
Kasie Strong, Rochester Inst.	2002	27	21	35	56
Laura Hurd, Elmira	2003	27	33	22	55
Annie Annunziato, Augsburg	2003	26	23	31	54
Angela Kapus, Middlebury	2003	26	19	35	54
Deanna Wiegand, Utica	2004	26	25	29	54

POINTS PER GAME

Player, Team	Year	GP	G	A	Pts.	PPG
Laura Hurd, Elmira	2002	28	40	37	77	2.75
Colleen Baude, Rochester Inst.	2002	27	26	42	68	2.52
Elizabeth Gibson, Plattsburgh St.	2002	27	39	29	68	2.52
Melanie Salatino, Wis.-Superior	2002	26	36	25	61	2.35
Elizabeth Gibson, Plattsburgh St.	2003	22	27	24	51	2.32
Lauren Chezick, Augsburg	2003	26	25	32	57	2.19
Annie Annunziato, Augsburg	2003	26	23	31	54	2.08
Angela Kapus, Middlebury	2003	26	19	35	54	2.08
Deanna Wiegand, Utica	2004	26	25	29	54	2.08
Kasie Strong, Rochester Inst.	2002	27	21	35	56	2.07
Laura Hurd, Elmira	2005	28	25	33	58	2.07
Laura Hurd, Elmira	2003	27	33	22	55	2.04
Charissa Gawant, Elmira	2002	28	16	41	57	2.04
Elizabeth Gibson, Plattsburgh St.	2004	30	31	30	61	2.03
Andrea Peterson, Gust. Adolphus	2005	30	32	29	61	2.03

GOALS

Player, Team	Year	Goals
Laura Hurd, Elmira	2002	40
Elizabeth Gibson, Plattsburgh St.	2002	39
Melanie Salatino, Wis.-Superior	2002	36

Player, Team	Year	Goals
Molly Wasserman, Williams	2002	35
Laura Hurd, Elmira	2003	33
Emily Kearns, St. Mary's (Minn.)	2002	32
Andrea Peterson, Gust. Adolphus	2005	32
Sarah Moe, Gust. Adolphus	2002	31
Cherie Stewart, Manhattanville	2002	31
Elizabeth Gibson, Plattsburgh St.	2004	31
Zoe Baldwin, Hamilton	2003	30
Cherie Stewart, Manhattanville	2005	29
Elizabeth Gibson, Plattsburgh St.	2003	27
Alysia Park, Rochester Inst.	2003	27
Lorna Gifis, Middlebury	2005	27

GOALS PER GAME

Player, Team	Year	GP	G	GPG
Elizabeth Gibson, Plattsburgh St.	2002	27	39	1.44
Laura Hurd, Elmira	2002	28	40	1.43
Melanie Salatino, Wis.-Superior	2002	26	36	1.38
Molly Wasserman, Williams	2002	26	35	1.35
Zoe Baldwin, Hamilton	2003	23	30	1.30
Elizabeth Gibson, Plattsburgh St.	2003	22	27	1.23
Laura Hurd, Elmira	2003	27	33	1.22
Cherie Stewart, Manhattanville	2002	26	31	1.19
Emily Kearns, St. Mary's (Minn.)	2002	27	32	1.19
Jill Nolan, Utica	2006	21	23	1.10
Erin Kegley, Wis.-Superior	2005	23	25	1.09
Andrea Ciarletta, Mass.-Boston	2006	24	26	1.08
Andrea Peterson, Gust. Adolphus	2005	30	32	1.07
Katie Jacques, Concordia-M'head	2005	23	24	1.04
Tina Bessette, Rochester Inst.	2002	24	25	1.04
Molly Wasserman, Williams	2004	25	26	1.04
Cherie Stewart, Manhattanville	2005	28	29	1.04

ASSISTS

Player, Team	Year	Assists
Colleen Baude, Rochester Inst.	2002	42
Charissa Gawant, Elmira	2002	41
Emily Quizon, Middlebury	2005	38
Laura Hurd, Elmira	2002	37
Kasie Strong, Rochester Inst.	2002	35
Angela Kapus, Middlebury	2003	35
Kristi Bland, Utica	2004	33
Laura Hurd, Elmira	2005	33
Kelly Crandall, Gust. Adolphus	2006	33
Lauren Chezick, Augsburg	2003	32
Laura Stypulkowski, Gust. Adolphus	2005	32
Maureen Hardwick, St. Thomas (Minn.)	2006	32
Annie Annunziato, Augsburg	2003	31
Shelly Chessie, Bowdoin	2003	31
Lindsay Palmer, Elmira	2002	30
Jenn Clarke, Plattsburgh St.	2004	30
Elizabeth Gibson, Plattsburgh St.	2004	30
Stephanie Price, Utica	2004	30
Emily Quizon, Middlebury	2004	30
Kelly Crandall, Gust. Adolphus	2005	30
Andrea Peterson, Gust. Adolphus	2006	30

Colleen Baude of Rochester Institute of Technology set the Division III single-season mark for assists with 42 in the 2001-02 campaign.



Photo by Rochester Institute of Technology Sports Information

ASSISTS PER GAME

Player, Team	Year	GP	A	APG
Colleen Baude, Rochester Inst.	2002	27	42	1.56
Charissa Gawant, Elmira	2002	28	41	1.46
Angela Kapus, Middlebury	2003	26	35	1.35
Laura Hurd, Elmira	2002	28	37	1.32
Kasie Strong, Rochester Inst.	2002	27	35	1.30

Player, Team	Year	GP	A	APG
Maureen Hardwick, St. Thomas (Minn.)	2006	25	32	1.28
Kristi Bland, Utica	2004	26	33	1.27
Emily Quizon, Middlebury	2005	30	38	1.27
Lauren Chezick, Augsburg	2003	26	32	1.23
Annie Annunziato, Augsburg	2003	26	31	1.19
Laura Hurd, Elmira	2005	28	33	1.18
Stephanie Price, Utica	2004	26	30	1.15
Kelly Crandall, Gust. Adolphus	2006	29	33	1.14
Tanaya Reitz, St. Thomas (Minn.)	2006	25	28	1.12
Deanna Wiegand, Utica	2004	26	29	1.12

POWER-PLAY GOALS

Player, Team	Year	PPG
Melanie Salatino, Wis.-Superior	2002	12
Amber Neil, Middlebury	2003	12
Elizabeth Gibson, Plattsburgh St.	2004	10
Lorna Gifis, Middlebury	2005	10
Molly Wasserman, Williams	2002	9
Kelly Crandall, Gust. Adolphus	2005	9
Tarasai Karega, Amherst	2006	9
Annie Annunziato, Augsburg	2003	8
Ingrid Neve, Gust. Adolphus	2004	8
Janae Fabini, St. Olaf	2005	8
Annmari Cellino, Middlebury	2006	8
Lauren Havrad, Wis.-Eau Claire	2006	8
Shannon Sylvester, Middlebury	2006	8
15 players tied with 7		

SHORT-HANDED GOALS

Player, Team	Year	SHG
Colleen Baude, Rochester Inst.	2002	7
Elizabeth Gibson, Plattsburgh St.	2002	7
Annmari Cellino, Middlebury	2006	7
Melanie Salatino, Wis.-Superior	2002	5
Elizabeth Gibson, Plattsburgh St.	2005	5
10 players tied with 4		

GAME-WINNING GOALS

Team, Player	Year	GWG
Jackie Schmitt, Wis.-Stevens Point	2002	10
Laura Hurd, Elmira	2002	9
Katie Jacques, Concordia-M'head	2002	9
Jackie Schmitt, Wis.-Stevens Point	2004	9
Sarah Moe, Gust. Adolphus	2002	8
Laura Hurd, Elmira	2005	8
Andrea Peterson, Gust. Adolphus	2005	8
Elizabeth Gibson, Plattsburgh St.	2004	7
Emily Kearns, St. Mary's (Minn.)	2004	7
Molly Wasserman, Williams	2004	7
Kristen Cameron, Bowdoin	2005	7
Melanie Drake, St. Thomas (Minn.)	2005	7
Danielle Blanchard, Plattsburgh St.	2006	7

Defense

SAVES

Player, Team	Year	Saves
Rachael Young, Hamline	2003	1,008
Kristin Suslowicz, Salve Regina	2005	1,001
Mary Keddie, Buffalo St.	2003	987
Kristin Suslowicz, Salve Regina	2002	945
Jen Kroleski, Hamilton	2002	863
Gabby Petrill, Connecticut Col.	2004	853
Regina Sullivan, MIT	2002	811
Gabby Petrill, Connecticut Col.	2005	806
Regina Sullivan, MIT	2005	800
Regina Sullivan, MIT	2003	783
Gabby Petrill, Connecticut Col.	2003	756
Mimi MacKinnon, Trinity (Conn.)	2002	754
Katie Fedoryk, Augsburg	2002	739
Mary Keddie, Buffalo St.	2002	737
Anna Traffon, Connecticut Col.	2002	729

SAVE PERCENTAGE

(Min. 33 percent of team minutes played)

Player, Team	Year	GA	Saves	Pct.
Nicole Elliott, Manhattanville	2004	13	270	.954
Rosina Schiff, Rensselaer	2004	24	481	.952
Kati Madouros, Middlebury	2002	6	116	.951
Liane Ortis, Manhattanville	2005	8	154	.951
Nicole Elliott, Manhattanville	2002	11	210	.950

Player, Team	Year	GA	Saves	Pct.
Rosina Schiff, Rensselaer	2003	16	292	.948
Elaine Vonderembse, Rochester Inst.	2002	22	395	.947
Becky Kilpatrick, St. Thomas (Minn.)	2005	17	302	.947
Kristin Lillie, Elmira	2004	6	105	.946
Nicole Elliott, Manhattanville	2003	13	226	.946
Rikki Nespor, Wis.-Superior	2006	16	270	.944
Kristy Faechner, Wis.-Superior	2004	30	504	.944
Edith Racine, Elmira	2003	26	425	.942
Kate Kogut, Middlebury	2004	14	227	.942
Kristin Lillie, Elmira	2002	7	112	.941
Nicole Elliott, Manhattanville	2005	20	318	.941

GOALS-AGAINST AVERAGE

(Min. 33 percent of team minutes played)

Player, Team	Year	Mins.	GA	Avg.
Kristin Lillie, Elmira	2003	659	5	0.46
Kristin Lillie, Elmira	2004	600	6	0.60
Kati Madouros, Middlebury	2002	569	6	0.63
Kristin Lillie, Elmira	2002	626	7	0.67
Liane Ortis, Manhattanville	2005	580	8	0.83
Nicole Elliott, Manhattanville	2002	757	11	0.87
Nicole Elliott, Manhattanville	2003	851	13	0.92
Kara Meyer, Gust. Adolphus	2004	648	10	0.93
Nicole Elliott, Manhattanville	2004	815	13	0.96
Kate Kogut, Middlebury	2004	868	14	0.97
Elaine Vonderembse, Rochester Inst.	2002	1,308	22	1.01
Kate Kogut, Middlebury	2003	710	13	1.10
Diane Sawyer, Wis.-Stevens Point	2002	760	14	1.11
Nathalie Morgan, Bowdoin	2004	1,084	20	1.11
Molly O'Donnell, Gust. Adolphus	2002	807	15	1.12

Miscellaneous

GOALIE WINNING PERCENTAGE

(Min. 33 percent of team minutes played)

Player, Team	Year	W-L-T	Pct.*
Kristin Lillie, Elmira	2002	10-0-0	1.000
Diane Sawyer, Wis.-Stevens Point	2002	13-0-0	1.000
Nicole Elliott, Manhattanville	2003	14-0-0	1.000
Kristin Lillie, Elmira	2004	10-0-0	1.000
Kati Madouros, Middlebury	2002	8-0-1	.944
Shannon Kasperek, Wis.-Stevens Point	2002	13-1-0	.929
Kate Kogut, Middlebury	2004	13-1-0	.929
Molly O'Donnell, Gust. Adolphus	2002	12-1-0	.923
Edith Racine, Elmira	2002	16-1-1	.917
Kate Kogut, Middlebury	2005	21-2-0	.913
Kristin Lillie, Elmira	2003	10-1-0	.909
Kara Meyer, Gust. Adolphus	2004	10-1-0	.909
Amber Lindner, Wis.-River Falls	2004	9-1-0	.900
Liane Ortis, Manhattanville	2005	9-1-0	.900
Nicole Elliott, Manhattanville	2002	11-1-1	.885

*Ties computed as half win, half loss.

CAREER RECORDS

Offense

POINTS

Team, Player	Years	GP	G	A	Pts.
Laura Hurd, Elmira	2002-05	110	120	117	237
Elizabeth Gibson, Plattsburgh St.	2002-05	108	120	106	226
Cherie Stewart, Manhattanville	2002-05	109	101	76	177

Elmira's Laura Hurd (right) is the Division III career leader in points (237), points per game (2.15), assists (117) and assists per game (1.06), and is tied for the top spot in goals (120).



Photo by Elmira Sports Information

Team, Player	Years	GP	G	A	Pts.
Emily Quizon, Middlebury.....	2003-06	112	64	107	171
Alysia Park, Rochester Inst.	2002-05	106	79	74	153
Jenn Clarke, Plattsburgh St.	2003-06	108	76	76	152
Jessica Temesy, Manhattanville	2003-06	116	64	87	151
Lorna Gifis, Middlebury.....	2002-05	102	77	73	150
‡Andrea Peterson, Gust. Adolphus.....	2004-06	87	67	81	148
Tanaya Reitz, St. Thomas (Minn.)	2003-06	103	66	80	146
Maureen Hardwick, St. Thomas (Minn.).....	2003-06	104	56	86	142
Jaclyn O'Neil, Elmira.....	2003-06	110	51	91	142
Charissa Gawant, Elmira.....	2002-05	100	53	86	139
Lynn Taylor, Plattsburgh St.	2002-05	109	58	81	139
Lauren Chezick, Augsburg.....	2002-05	102	55	82	137
Kasie Strong, Rochester Inst.	2002-05	106	53	83	136
Zoe Baldwin, Hamilton.....	2003-06	98	91	45	136
Lindsay Palmer, Elmira.....	2002-05	106	55	80	135
Laura Stypulkowski, Gust. Adolphus.....	2002-05	114	53	82	135
Marissa O'Neil, Bowdoin.....	2002-05	106	55	78	133
Annie Annunziato, Augsburg.....	2002-04	80	53	79	132
‡Andrea Ciarletta, Mass.-Boston.....	2004-06	75	76	53	129
Jackie Schmitt, Wis.-Stevens Point.....	2002-05	109	72	55	127
‡Erin Kegley, Wis.-Superior.....	2004-06	73	71	55	126
Molly Wasserman, Williams.....	2002-04	72	75	49	124
Ann Ninnemann, Wis.-Stevens Point.....	2002-05	110	55	69	124

‡Active player.

POINTS PER GAME

(Min. 50 games played; Must have completed collegiate career)

Player, Team	Years	GP	Pts.	PPG
Laura Hurd, Elmira.....	2002-05	110	237	2.15
Elizabeth Gibson, Plattsburgh St.	2002-05	108	226	2.09
Shelly Chessie, Bowdoin.....	2002-03	56	101	1.80
Molly Wasserman, Williams.....	2002-04	72	124	1.72
Annie Annunziato, Augsburg.....	2002-04	80	132	1.65
Cherie Stewart, Manhattanville.....	2002-05	109	177	1.62
Emily Quizon, Middlebury.....	2003-06	112	171	1.53
Emily Kearns, St. Mary's (Minn.).....	2002-04	80	120	1.50
Lorna Gifis, Middlebury.....	2002-05	102	150	1.47
Alysia Park, Rochester Inst.	2002-05	106	153	1.44
Lindsay Kurtis, Concordia-M'head.....	2002-04	62	88	1.42
Tanaya Reitz, St. Thomas (Minn.).....	2003-06	103	146	1.42
Jenn Clarke, Plattsburgh St.	2003-06	108	152	1.41
Tomery Stolz, St. Thomas (Minn.).....	2002-04	79	110	1.39
Charissa Gawant, Elmira.....	2002-05	100	139	1.39
Zoe Baldwin, Hamilton.....	2003-06	98	136	1.39
Maureen Hardwick, St. Thomas (Minn.).....	2003-06	104	142	1.37
Lauren Chezick, Augsburg.....	2002-05	102	137	1.34
Jen Gorczynski, Rochester Inst.	2002-04	79	105	1.33
Jessica Temesy, Manhattanville.....	2003-06	116	151	1.30
Kristin Sahlem, Manhattanville.....	2002-03	57	74	1.30
Jaclyn O'Neil, Elmira.....	2003-06	110	142	1.29
Kasie Strong, Rochester Inst.	2002-05	106	136	1.28
Lynn Taylor, Plattsburgh St.	2002-05	109	139	1.28
Lindsay Palmer, Elmira.....	2002-05	106	135	1.27

GOALS

Player, Team	Years	GP	Goals
Elizabeth Gibson, Plattsburgh St.	2002-05	108	120
Laura Hurd, Elmira.....	2002-05	110	120
Cherie Stewart, Manhattanville	2002-05	109	101
Zoe Baldwin, Hamilton.....	2003-06	98	91
Alysia Park, Rochester Inst.	2002-05	106	79
Emily Kearns, St. Mary's (Minn.).....	2002-04	80	78
Lorna Gifis, Middlebury.....	2002-05	102	77
Jenn Clarke, Plattsburgh St.	2003-06	108	76
‡Andrea Ciarletta, Mass.-Boston.....	2004-06	75	76
Molly Wasserman, Williams.....	2002-04	72	75
Jackie Schmitt, Wis.-Stevens Point.....	2002-05	109	72
‡Erin Kegley, Wis.-Superior.....	2004-06	73	71
Jennifer Mulick, Manhattanville	2002-05	113	67
‡Andrea Peterson, Gust. Adolphus.....	2004-06	87	67
Tanaya Reitz, St. Thomas (Minn.).....	2003-06	103	66
Emily Quizon, Middlebury.....	2003-06	112	64
Jessica Temesy, Manhattanville	2003-06	116	64
Lynn Taylor, Plattsburgh St.	2002-05	109	58
Tomery Stolz, St. Thomas (Minn.).....	2002-04	79	56
Maureen Hardwick, St. Thomas (Minn.).....	2003-06	104	56
Jen Gorczynski, Rochester Inst.	2002-04	79	55
Ann Ninnemann, Wis.-Stevens Point.....	2002-05	110	55
Heather DeVito, Colby.....	2002-05	85	55
Lindsay Palmer, Elmira.....	2002-05	106	55
Marissa O'Neil, Bowdoin.....	2002-05	106	55

Player, Team	Years	GP	Goals
Lauren Chezick, Augsburg.....	2002-05	102	55
‡Melissa Belmonte, Mass.-Boston.....	2004-06	76	55
‡Deanna Wiegand, Utica.....	2004-06	78	55

‡Active player.

GOALS PER GAME

(Min. 50 games played; Must have completed collegiate career)

Player, Team	Years	GP	G	PPG
Elizabeth Gibson, Plattsburgh St.	2002-05	108	120	1.11
Laura Hurd, Elmira.....	2002-05	110	120	1.09
Molly Wasserman, Williams.....	2002-04	72	75	1.04
Emily Kearns, St. Mary's (Minn.).....	2002-04	80	78	0.98
Zoe Baldwin, Hamilton.....	2003-06	98	91	0.93
Cherie Stewart, Manhattanville.....	2002-05	109	101	0.93
Lorna Gifis, Middlebury.....	2002-05	102	77	0.75
Shelly Chessie, Bowdoin.....	2002-03	56	42	0.75
Alysia Park, Rochester Inst.	2002-05	106	79	0.75
Tomery Stolz, St. Thomas (Minn.).....	2002-04	79	56	0.71
Jenn Clarke, Plattsburgh St.	2003-06	108	76	0.70
Robyn Slater, Lake Forest.....	2002-03	50	35	0.70
Jen Gorczynski, Rochester Inst.	2002-04	79	55	0.70

ASSISTS

Player, Team	Years	GP	Assists
Laura Hurd, Elmira.....	2002-05	110	117
Emily Quizon, Middlebury.....	2003-06	112	107
Elizabeth Gibson, Plattsburgh St.	2002-05	108	106
Jaclyn O'Neil, Elmira.....	2003-06	110	91
Jessica Temesy, Manhattanville.....	2003-06	116	87
Charissa Gawant, Elmira.....	2002-05	100	86
Maureen Hardwick, St. Thomas (Minn.).....	2003-06	104	86
Kasie Strong, Rochester Inst.	2002-05	106	83
Lauren Chezick, Augsburg.....	2002-05	108	82
Laura Stypulkowski, Gust. Adolphus.....	2002-05	114	82
Lynn Taylor, Plattsburgh St.	2002-05	109	81
‡Andrea Peterson, Gust. Adolphus.....	2004-06	87	81
Lindsay Palmer, Elmira.....	2002-05	106	80
Tanaya Reitz, St. Thomas (Minn.).....	2003-06	103	80
Annie Annunziato, Augsburg.....	2002-04	80	79
Marissa O'Neil, Bowdoin.....	2002-05	106	78
Cherie Stewart, Manhattanville.....	2002-05	109	76
Jenn Clarke, Plattsburgh St.	2003-06	108	76
Alysia Park, Rochester Inst.	2002-05	106	74
Lorna Gifis, Middlebury.....	2002-05	102	73
Ann Ninnemann, Wis.-Stevens Point.....	2002-05	110	69
Melynda Kleewein, Augsburg.....	2002-05	103	66
‡Deanna Wiegand, Utica.....	2004-06	78	66
Kendra Bredlau, Rochester Inst.	2002-05	104	64
‡Kelly Crandall, Gust. Adolphus.....	2005-06	59	63

‡Active player.

ASSISTS PER GAME

(Min. 50 games played; Must have completed collegiate career)

Player, Team	Years	GP	A	APG
Laura Hurd, Elmira.....	2002-05	110	117	1.06
Shelly Chessie, Bowdoin.....	2002-03	56	59	1.05
Annie Annunziato, Augsburg.....	2002-04	80	79	0.99
Elizabeth Gibson, Plattsburgh St.	2002-05	108	106	0.98
Emily Quizon, Middlebury.....	2003-06	112	107	0.96
Charissa Gawant, Elmira.....	2002-05	100	86	0.86
Jaclyn O'Neil, Elmira.....	2003-06	110	91	0.83
Maureen Hardwick, St. Thomas (Minn.).....	2003-06	104	86	0.83
Lindsay Kurtis, Concordia-M'head.....	2002-04	62	50	0.81
Kasie Strong, Rochester Inst.	2002-05	106	83	0.78
Tanaya Reitz, St. Thomas (Minn.).....	2003-06	103	80	0.78
Ali Annunziato, Manhattanville.....	2002-04	67	52	0.78
Eden Self, Hamilton.....	2002-04	71	55	0.77
Lauren Chezick, Augsburg.....	2002-05	108	82	0.76
Jessica Temesy, Manhattanville.....	2003-06	116	87	0.75

POWER-PLAY GOALS

Player, Team	Years	PPG
Elizabeth Gibson, Plattsburgh St.	2002-05	27
Laura Hurd, Elmira.....	2002-05	20
Lindsay Weier, St. Olaf.....	2003-06	20
Lorna Gifis, Middlebury.....	2002-05	19
Jessica Temesy, Manhattanville.....	2003-06	19
‡Erin Kegley, Wis.-Superior.....	2004-06	19
Amber Neil, Middlebury.....	2002-03	18
Melanie Drake, St. Thomas (Minn.).....	2003-06	18

DIVISION III WOMEN'S

Player, Team	Years	PPG
Ann Ninneman, Wis.-Stevens Point	2002-05	17
Molly Wasserman, Williams	2002-04	16
‡Kelly Crandall, Gust. Adolphus	2005-06	16
Annie Annunziato, Augsburg	2002-04	15
Heather DeVito, Colby	2002-05	15
Alysia Park, Rochester Inst.	2002-05	15
Jackie Schmitt, Wis.-Stevens Point	2002-05	15
Emily Quizon, Middlebury	2003-06	15
Julie Welte, Rensselaer	2003-06	15
‡Andrea Peterson, Gust. Adolphus	2004-06	15

‡Active player.

SHORT-HANDED GOALS

Player, Team	Years	SHG
Elizabeth Gibson, Plattsburgh St.	2002-05	17
Laura Hurd, Elmira	2002-05	11
Missy Pacitti, Neumann	2002-05	7
Colleen Baude, Rochester Inst.	2002	7
Jenn Clarke, Plattsburgh St.	2003-06	7
‡Ingrid Neve, Gust. Adolphus	2004-06	7
‡Annmarie Cellino, Middlebury	2006	7
Tanaya Reitz, St. Thomas (Minn.)	2003-06	6
‡Erin Kegley, Wis.-Superior	2004-06	6
Melanie Salatino, Wis.-Superior	2002	5
Christina Kerr, Plattsburgh St.	2002-05	5
Kasie Strong, Rochester Inst.	2002-05	5
Emily Quizon, Middlebury	2003-06	5
‡Andrea Peterson, Gust. Adolphus	2004-06	5
‡Deanna Wiegand, Utica	2004-06	5

‡Active player.

GAME-WINNING GOALS

Player, Team	Years	GWG
Jackie Schmitt, Wis.-Stevens Point	2002-05	27
Laura Hurd, Elmira	2002-05	25
Cherie Stewart, Manhattanville	2002-05	18
Emily Kearns, St. Mary's (Minn.)	2002-04	17
Elizabeth Gibson, Plattsburgh St.	2002-05	17
Lorna Gifis, Middlebury	2002-05	17
Marissa O'Neil, Bowdoin	2002-05	17
Alysia Park, Rochester Inst.	2002-05	16
Molly Wasserman, Williams	2002-04	15
Zoe Baldwin, Hamilton	2003-06	15
Katie Jacques, Concordia-M'head	2002-03	14
Jenn Clarke, Plattsburgh St.	2003-06	14
Jaclyn O'Neil, Elmira	2003-06	14
Tanaya Reitz, St. Thomas (Minn.)	2003-06	14
‡Andrea Peterson, Gust. Adolphus	2004-06	14

‡Active player.

Defense

SAVES

Player, Team	Years	Saves
Kristin Suslowicz, Salve Regina	2002-05	3,202
Gabby Petrill, Connecticut Col.	2003-06	2,969
Regina Sullivan, MIT	2002-05	2,963
Rachael Young, Hamline	2003-06	2,791
Mary Keddie, Buffalo St.	2002-04	2,386
Marlene Yaeger, Wis.-River Falls	2002-05	2,198
Morgan Kane, St. Catherine	2003-06	2,051
Mimi MacKinnon, Trinity (Conn.)	2002-04	1,984
Sarah Detwiler, Utica	2002-05	1,826
Lauren Voran, Neumann	2003-06	1,822
Marcy Ring, St. Michael's	2002-05	1,709
Theresa Taylor, Lake Forest	2002-04	1,695
Karen Jannik, Southern Me.	2002-04	1,661
Edith Racine, Elmira	2002-05	1,655
Kelly Fillmore, Cortland St.	2002-05	1,650
Kristy Faechner, Wis.-Superior	2003-06	1,601
Carolyne Roy, Plattsburgh St.	2002-05	1,474
Jen Kroleski, Hamilton	2002-03	1,460
Elaine Vonderembse, Rochester Inst.	2002-04	1,434
Andrea Smith, St. Olaf	2002-05	1,402
Heidi Alexander, Amherst	2002-03	1,396
Katie Fedoryk, Augsburg	2002-04	1,390

SAVE PERCENTAGE

(Min. 1,000 Saves; Must have completed collegiate career)

Player, Team	Years	Shots	Saves	Avg.
Nicole Elliott, Manhattanville	2002-05	1,081	1,024	.947
Rosina Schiff, Rensselaer	2003-05	1,212	1,143	.943
Edith Racine, Elmira	2002-05	1,773	1,655	.933
Marlene Yaeger, Wis.-River Falls	2002-05	2,317	2,161	.933
Elaine Vonderembse, Rochester Inst.	2002-04	1,593	1,482	.930
Missie Meemken, St. Mary's (Minn.)	2002-03	1,354	1,257	.928
Kate Kogut, Middlebury	2003-06	1,358	1,258	.926
Becky Kilpatrick, St. Thomas (Minn.)	2003-06	1,301	1,204	.925
Mary Keddie, Buffalo St.	2002-04	2,588	2,386	.922
Carolyne Roy, Plattsburgh St.	2002-05	1,600	1,474	.921
Kristy Faechner, Wis.-Superior	2003-06	1,740	1,601	.920
Karen Jannik, Southern Me.	2002-04	1,805	1,658	.919
Shyla Wilson, Concordia-M'head	2002-03	1,143	1,049	.918
Andrea Smith, St. Olaf	2002-05	1,533	1,402	.915
Kerry Rollwagon, St. Olaf	2002-05	1,384	1,264	.913
Gabby Petrill, Connecticut Col.	2003-05	3,257	2,969	.912
Katie Fedoryk, Augsburg	2002-04	1,541	1,396	.906
Sarah Detwiler, Utica	2002-05	2,018	1,826	.905
Lauren Voran, Neumann	2003-06	2,017	1,822	.903
Jen Kroleski, Hamilton	2002-03	1,618	1,460	.902
Theresa Taylor, Lake Forest	2002-04	1,901	1,713	.901
Kate Hall, St. Benedict	2002-04	1,348	1,213	.900

GOALS-AGAINST AVERAGE

(Min. 1,500 Minutes; Must have completed collegiate career)

Player, Team	Years	Mins.	GA	Avg.
Kristin Lillie, Elmira	2002-04	1,885	18	0.57
Nicole Elliott, Manhattanville	2002-05	3,439	57	0.99
Breanne Doyle, Plattsburgh St.	2005-06	1,957	39	1.20
Kati Madouros, Middlebury	2002-04	2,249	46	1.23
Diane Sawyer, Wis.-Stevens Point	2002-04	2,044	44	1.29
Emily McKissock, Bowdoin	2002-03	2,853	62	1.30
Renee Kirnan, Manhattanville	2002-04	2,199	48	1.31
Kate Kogut, Middlebury	2003-06	4,315	100	1.39
Molly O'Donnell, Gust. Adolphus	2002-03	1,501	36	1.44
Rosina Schiff, Rensselaer	2003-05	2,851	69	1.45
Monelle Quevillon, Williams	2002-03	1,700	42	1.48
Carolyne Roy, Plattsburgh St.	2002-05	5,086	126	1.49
Edith Racine, Elmira	2002-05	4,441	118	1.59
Cat MacEachern, Bowdoin	2003-06	2,710	75	1.66
Elaine Vonderembse, Rochester Inst.	2002-04	3,959	111	1.68
Becky Kilpatrick, St. Thomas (Minn.)	2003-06	3,284	97	1.77
Marlene Yaeger, Wis.-River Falls	2002-05	5,139	156	1.82
Anne Kautzer, Gust. Adolphus	2002-03	1,933	59	1.83
Kristy Faechner, Wis.-Superior	2003-06	4,277	139	1.95
Missie Meemken, St. Mary's (Minn.)	2002-03	2,849	97	2.04
Karen Jannik, Southern Me.	2002-04	4,146	147	2.13
Julie Vallarelli, Rensselaer	2002-05	3,166	114	2.16
Danielle Mikolai, St. Thomas (Minn.)	2002-03	1,643	60	2.19
Kristin Johnson, Augsburg	2002-05	2,083	78	2.25
Fern Senior, Williams	2002-04	1,827	76	2.50

Miscellaneous

GOALIE WINNING PERCENTAGE

(Min. 25 Wins; Must have completed collegiate career)

Player, Team	Years	W-L-T	Pct.*
Kristin Lillie, Elmira	2002-04	30-1-0	.968
Kate Kogut, Middlebury	2003-06	62-6-4	.889
Breanne Doyle, Plattsburgh St.	2005-06	29-4-1	.868
Diane Sawyer, Wis.-Stevens Point	2002-04	31-5-0	.861
Nicole Elliott, Manhattanville	2002-05	49-7-4	.850
Emily McKissock, Bowdoin	2002-03	37-7-4	.813
Kati Madouros, Middlebury	2002-04	29-6-2	.811
Renee Kirnan, Manhattanville	2002-04	27-6-2	.800
Cat MacEachern, Bowdoin	2003-06	32-10-1	.756
Edith Racine, Elmira	2002-05	53-16-5	.750
Carolyne Roy, Plattsburgh St.	2002-05	62-21-5	.733
Becky Kilpatrick, St. Thomas (Minn.)	2003-06	37-12-5	.731
Julie Vallarelli, Rensselaer	2002-05	38-14-2	.722
Elaine Vonderembse, Rochester Inst.	2002-04	49-20-5	.696
Rosina Schiff, Rensselaer	2003-05	31-15-2	.667
Kristy Faechner, Wis.-Superior	2003-06	45-22-4	.662
Missie Meemken, St. Mary's (Minn.)	2002-03	26-15-7	.615
Marlene Yaeger, Wis.-River Falls	2002-05	46-32-8	.581
Karen Jannik, Southern Me.	2002-04	37-28-6	.563
Sarah Detwiler, Utica	2002-05	32-31-5	.507

*Ties computed as half win, half loss.

Photo by Middlebury Sports Information



Kate Kogut of Middlebury was a member of three consecutive Division III national championship teams from 2004 to 2006. She also is ranked in the division top 10 in many career categories for goaltenders, including a tie for first in wins with 62.

GOALIE WINS

Player, Team	Years	Wins
Carolyne Roy, Plattsburgh St.	2002-05	62
Kate Kogut, Middlebury	2003-06	62
Edith Racine, Elmira	2002-05	53
¢Amy Statz, Wis.-Stevens Point	2004-06	51
Elaine Vonderembse, Rochester Inst.	2002-04	49
Nicole Elliott, Manhattanville	2002-05	49
Marlene Yaeger, Wis.-River Falls	2002-05	46
Kristy Faechner, Wis.-Superior	2003-06	45
Julie Vallarelli, Rensselaer	2002-05	38
Emily McKissock, Bowdoin	2002-03	37

Player, Team

Player, Team	Years	Wins
Karen Jamnik, Southern Me.	2002-04	37
Becky Kilpatrick, St. Thomas (Minn.)	2003-06	37
Sarah Detwiler, Utica	2002-05	32
Cat MacEachern, Bowdoin	2003-06	32
Diane Sawyer, Wis.-Stevens Point	2002-04	31
Rosina Schiff, Rensselaer	2003-05	31
Kristin Lillie, Elmira	2002-04	30
¢Katie Jetland, St. Thomas (Minn.)	2004-06	30
Kati Madouros, Middlebury	2002-04	29
Breanne Doyle, Plattsburgh St.	2005-06	29

¢Active player.

GOALIE SHUTOUTS

Player, Team	Years	SH
Nicole Elliott, Manhattanville	2002-05	26
¢Amy Statz, Wis.-Stevens Point	2004-06	24
Kristin Lillie, Elmira	2002-04	20
Edith Racine, Elmira	2002-05	20
Carolyne Roy, Plattsburgh St.	2002-05	19
Kristy Faechner, Wis.-Superior	2003-06	16
Kate Kogut, Middlebury	2003-06	15
Cat MacEachern, Bowdoin	2003-06	15
Kati Madouros, Middlebury	2002-04	14
Elaine Vonderembse, Rochester Inst.	2002-04	14
Rosina Schiff, Rensselaer	2003-05	13
Emily McKissock, Bowdoin	2002-03	12
Marlene Yaeger, Wis.-River Falls	2002-05	12
Karen Jamnik, Southern Me.	2002-04	11
Sarah Detwiler, Utica	2002-05	11
Julie Vallarelli, Rensselaer	2002-05	11
Diane Sawyer, Wis.-Stevens Point	2002-04	10

¢Active player.

Annual Individual Champions

Offense

POINTS PER GAME

Year	Player, Team	GP	G	A	Pts.	Avg.
2002	Laura Hurd, Elmira	28	40	37	77	2.75
2003	Elizabeth Gibson, Plattsburgh St.	22	27	24	51	2.32
2004	Deanna Wiegand, Utica	26	25	29	54	2.08
2005	Laura Hurd, Elmira	28	25	33	58	2.07
2006	Tanaya Reitz, St. Thomas (Minn.)	25	21	28	49	1.96

GOALS PER GAME

Year	Player, Team	Games	Goals	Avg.
2002	Elizabeth Gibson, Plattsburgh St.	27	39	1.44
2003	Zoe Baldwin, Hamilton	23	30	1.23
2004	Molly Wasserman, Williams	25	26	1.04
2005	Erin Kegley, Wis.-Superior	23	25	1.09
2006	Jill Nolan, Utica	21	23	1.10

ASSISTS PER GAME

Year	Player, Team	Games	Assists	Avg.
2002	Colleen Baude, Rochester Inst.	27	42	1.56
2003	Angela Kapus, Middlebury	26	35	1.35
2004	Kristi Bland, Utica	26	33	1.27
2005	Emily Quizon, Middlebury	30	38	1.27
2006	Maureen Hardwick, St. Thomas (Minn.)	25	32	1.28

POWER-PLAY GOALS

Year	Player, Team	Games	PPG
2002	Melanie Salatino, Wis.-Superior	26	12
2003	Amber Neil, Middlebury	26	12
2004	Elizabeth Gibson, Plattsburgh St.	30	10
2005	Lorna Gifis, Middlebury	30	10
2006	Tarasai Karega, Amherst	24	9

SHORT-HANDED GOALS

Year	Player, Team	Games	SHG
2002	Colleen Baude, Rochester Inst.	27	7
	Elizabeth Gibson, Plattsburgh St.	27	7
2003	Annie Annunziato, Augsburg	26	4
	Liz Flanagan, Union (N.Y.)	24	4
	Laura Hurd, Elmira	27	4
2004	Eden Self, Hamilton	24	4
2005	Elizabeth Gibson, Plattsburgh St.	29	5
2006	Annamarie Cellino, Middlebury	29	7

GAME-WINNING GOALS

Year	Player, Team	Games	GWG
2002	Jackie Schmitt, Wis.-Stevens Point	27	10
2003	Zoe Baldwin, Hamilton	23	6
	Angela Kapus, Middlebury	26	6
	Emily Teachout, Wis.-Stevens Point	27	6
2004	Jackie Schmitt, Wis.-Stevens Point	29	9
2005	Laura Hurd, Elmira	28	8
	Andrea Peterson, Gust. Adolphus	30	8
2006	Danielle Blanchard, Plattsburgh St.	30	7

Defense

SAVE PERCENTAGE

Year	Player, Team	Games	GA	Saves	Pct.
2002	Kati Madouros, Middlebury	10	6	116	.951
2003	Rosina Schiff, Rensselaer	14	16	292	.948
2004	Nicole Elliott, Manhattanville	16	13	270	.954
2005	Liane Ortis, Manhattanville	10	8	154	.951
2006	Rikki Nespor, Wis.-Superior	13	16	270	.944

GOALS-AGAINST AVERAGE

Year	Player, Team	Games	Mins.	GA	GAA
2002	Kati Madouros, Middlebury	10	569	6	0.63
2003	Kristin Lillie, Elmira	11	659	5	0.46
2004	Kristin Lillie, Elmira	10	600	6	0.60
2005	Liane Ortis, Manhattanville	8	580	8	0.83
2006	Rikki Nespor, Wis.-Superior	13	788	16	1.22

Miscellaneous

GOALIE WINNING PERCENTAGE

Year	Team	W-L-T	Pct.*
2002	Diane Sawyer, Wis.-Stevens Point	13-0-0	1.000
	Kristin Lillie, Elmira	10-0-0	1.000
2003	Nicole Elliott, Manhattanville	14-0-0	1.000
2004	Kristin Lillie, Elmira	10-0-0	1.000
2005	Liane Ortis, Manhattanville	9-1-0	.900
2006	Kate Kogut, Middlebury	21-2-0	.913

*Ties computed as half win, half loss.

Team Records

Official NCAA Division III women's ice hockey records began with the 2001-02 season and are based on information submitted to the NCAA statistics service by institutions participating in the statistics rankings. In statistical rankings, the rounding of percentages and/or averages may indicate ties where none exist. In these cases, the numerical order of the rankings is accurate.

Offense

GOALS SCORED

Period

10-Plattsburgh St. vs. Chatham, Nov. 14, 2003 (2nd)

Game

18-Manhattanville vs. St. Michael's (0), Jan. 11, 2002; Utica vs. Chatham (0), Nov. 19, 2004

Game, Both Teams

19-Castleton St. (13) vs. Chatham (6), Nov. 12, 2004

Season

198-Manhattanville, 2003 (31 games, 6.39 per game)

GOALS SCORED PER GAME

Season

6.44-Rochester Inst., 2002 (27 games, 174 goals)

MOST ASSISTS

Game

31-Utica vs. Chatham, Feb. 7, 2004

Game, Both Teams

33-Utica (31) vs. Chatham (2), Feb. 7, 2004

Season

265-Manhattanville, 2003 (31 games, 8.55 per game)

FEWEST ASSISTS

Season

11-New England Col., 2002 (12 games, 0.92 per game)

POINTS SCORED

Game

47-Utica vs. Chatham, Feb. 7, 2004 (16 goals, 31 assists)

Game, Both Teams

50-Utica (47) vs. Chatham (3), Feb. 7, 2004

Season

463-Manhattanville, 2003 (31 games, 14.94 per game)

POWER-PLAY GOALS

Game

5-Plattsburgh St. vs. Neumann, Nov. 9, 2002; Buffalo St. vs. Chatham, Oct. 17, 2004; Plattsburgh St. vs. Chatham, Oct. 22, 2005; Plattsburgh St. vs. Cortland St., Jan. 13, 2006

Season

52-Gust. Adolphus, 2006 (29 games, 1.79 per game)

POWER-PLAY PERCENTAGE

Game (Min. 4 Opportunities)

1.000-Elmira vs. Chatham, Nov. 4, 2005 (four oppor-

tunities, four goals); Connecticut Col. vs. Williams, Feb. 11, 2006 (four opportunities, four goals)

Season

.333-Bowdoin, 2003 (75 opportunities, 25 goals)

SHORT-HANDED GOALS

Game

3-Rensselaer vs. Salve Regina, March 1, 2003

Season

17-Plattsburgh St., 2002 (27 games, 0.63 per game)

Defense

FEWEST GOALS ALLOWED

Season

22-Middlebury, 2002 (23 games)

FEWEST GOALS ALLOWED PER GAME

Season

0.89-Rochester Inst., 2002 (24 goals allowed, 27 games)

PENALTY-KILL PERCENTAGE

Season

.988-Bowdoin, 2003 (80 opportunities, one goal allowed)

LOWEST GOALS-AGAINST AVERAGE

Season

0.88-Rochester Inst., 2002 (24 goals allowed, 1,645 minutes)

MOST GOALS ALLOWED

Season

227-MIT, 2003 (21 games)

Miscellaneous

LARGEST MARGIN OF VICTORY

18-Manhattanville (18) vs. St. Michael's (0), Jan. 11, 2002; Utica (18) vs. Chatham (0), Nov. 19, 2004

SCORING MARGIN PER GAME

Season

5.56-Rochester Inst., 2002 (174 goals scored, 24 goals allowed, 27 games)

WINNING PERCENTAGE

.963-Wis.-Stevens Point (26-1-0), 2002

WINS

27-Manhattanville (27-4-0, .871), 2003; Middlebury (27-2-0, .931), 2006

LOSSES

22-Hamline (2-22-1), 2003; Hamline (2-22-0), 2004; Lake Forest (2-22-1), 2004; Castleton St. (3-22-0), 2005

FEWEST WINS

0-MIT (0-19-0), 2002; Chatham (0-14-0), 2003; MIT (0-21-0), 2003; Chatham (0-14-0), 2004; Chatham (0-17-0), 2005; Chatham (0-16-0), 2006

FEWEST LOSSES

1-Elmira (26-1-1), 2002; Wis.-Stevens Point (26-1-0), 2002

TIES

6-Connecticut Col. (3-14-6), 2003; St. Mary's (Minn.) (11-10-6), 2003; Lake Forest (8-9-6), 2005; Wis.-Eau Claire (7-12-6), 2006

HOME WINS

16-Plattsburgh St. (16-1-0), 2006

ROAD WINS

13-Gust. Adolphus (13-3-0), 2006

OVERTIME GAMES

9-Wis.-Eau Claire (25 games), 2006

OVERTIME WINS

3-Williams, 2003

OVERALL WINNING STREAK

24-Middlebury, Feb. 20, 2005-Feb. 5, 2006

OVERALL UNBEATEN STREAK

33-Elmira, Nov. 10, 2001-Nov. 17, 2002

OVERALL LOSING STREAK

61-Chatham, Oct. 18, 2002-present

OVERALL WINLESS STREAK

61-Chatham, Oct. 18, 2002-present

HOME WINNING STREAK

18-Plattsburgh St., Feb. 26, 2005-Mar. 17, 2006

HOME LOSING STREAK

30-Chatham, Nov. 2, 2002-present

ROAD WINNING STREAK

12-Middlebury, Jan. 26, 2005-Feb. 8, 2006

ROAD LOSING STREAK

29-Chatham, Nov. 9, 2002-present

PENALTY MINUTES

Game

42-Plattsburgh St. vs. Cortland St., Jan. 15, 2005 (13 penalties)

Game, Both Teams

58-Plattsburgh St. (42) vs. Cortland St. (16), Jan. 15, 2005 (21 penalties)

Season

402-Utica, 2005 (25 games, 16.08 per game)

PENALTIES

Game

15-Utica vs. Plattsburgh St., Feb. 23, 2003 (30 penalty minutes)

Game, Both Teams

25-Utica (15) vs. Plattsburgh St. (10), Feb. 23, 2003 (50 penalty minutes)

FEWEST PENALTY MINUTES

Season

22-MIT, 2003 (21 games, 1.05 per game)

Team Leaders

Official NCAA Division III women's ice hockey records began with the 2001-02 season and are based on information submitted to the NCAA statistics service by institutions participating in the statistics rankings. In statistical rankings, the rounding of percentages and/or averages may indicate ties where none exist, the numerical order of the rankings is accurate.

SINGLE-GAME RECORDS

Offense

GOALS SCORED

Team in a Period

No.	Team vs. Opponent (Period)	Date
10	Plattsburgh St. vs. Chatham (2nd)	Nov. 14, 2003
9	Sacred Heart vs. MIT (3rd)	Nov. 17, 2001

Team

No.	Team vs. Opponent	Date
18	Manhattanville vs. St. Michael's (0)	Jan. 11, 2002
18	Utica vs. Chatham (0)	Nov. 19, 2004
17	Sacred Heart vs. MIT (0)	Nov. 17, 2001
17	Rochester Inst. vs. MIT (0)	Jan. 19, 2002
17	Rensselaer vs. MIT (0)	Feb. 16, 2002
16	Manhattanville vs. MIT (0)	Nov. 18, 2001
16	Utica vs. Chatham (1)	Feb. 7, 2004
16	Neumann vs. Chatham (2)	Jan. 15, 2005
15	Elmira vs. Neumann (0)	Nov. 24, 2001
15	Rochester Inst. vs. MIT (0)	Dec. 9, 2001
15	Rensselaer vs. MIT (0)	Jan. 5, 2002
15	Elmira vs. Neumann (0)	Jan. 19, 2002
15	Manhattanville vs. St. Michael's (0)	Feb. 10, 2002
15	Rochester Inst. vs. MIT (0)	Feb. 23, 2002
15	Manhattanville vs. St. Michael's (0)	Jan. 18, 2003
15	Plattsburgh St. vs. Chatham (0)	Nov. 14, 2003
14	Manhattanville vs. Salve Regina (0)	Nov. 10, 2001
14	Rochester Inst. vs. St. Michael's (0)	Dec. 1, 2001
14	Manhattanville vs. Salve Regina (0)	Jan. 20, 2002
14	Union (N.Y.) vs. MIT (0)	Jan. 20, 2002
14	Elmira vs. Neumann (1)	Jan. 11, 2003
14	Elmira vs. Neumann (0)	Jan. 12, 2003
14	Plattsburgh St. vs. St. Michael's (0)	Feb. 26, 2003
14	Wis-Stevens Point vs. St. Catherine (1)	Jan. 28, 2004
14	Elmira vs. Chatham (0)	Oct. 29, 2004
14	Cortland St. vs. Chatham (0)	Feb. 11, 2005
14	Plattsburgh St. vs. Chatham (0)	Oct. 23, 2005
14	Lake Forest vs. Chatham (0)	Oct. 28, 2005

Both Teams

No.	Teams	Date
19	Castleton St. (13) vs. Chatham (6)	Nov. 12, 2004
18	Manhattanville (18) vs. St. Michael's (0)	Jan. 11, 2002
18	Utica (18) vs. Chatham (0)	Nov. 19, 2004
18	Neumann (16) vs. Chatham (2)	Jan. 15, 2005
17	Sacred Heart (17) vs. MIT (0)	Nov. 17, 2001
17	Rochester Inst. (17) vs. MIT (0)	Jan. 19, 2002
17	Rensselaer (17) vs. MIT (0)	Feb. 16, 2002
17	Utica (16) vs. Chatham (1)	Feb. 7, 2004
16	Manhattanville (16) vs. MIT (0)	Nov. 18, 2001
16	Buffalo St. (13) vs. Chatham (3)	Oct. 16, 2004
16	Manhattanville (13) vs. Castleton St. (3)	Feb. 13, 2005
16	Gust. Adolphus (13) vs. Lake Forest (3)	Nov. 5, 2005
15	Elmira (15) vs. Neumann (0)	Nov. 24, 2001
15	Rochester Inst. (15) vs. MIT (0)	Dec. 9, 2001
15	Rensselaer (15) vs. MIT (0)	Jan. 5, 2002
15	Elmira (15) vs. Neumann (0)	Jan. 19, 2002
15	Manhattanville (15) vs. St. Michael's (0)	Feb. 10, 2002
15	Rochester Inst. (15) vs. MIT (0)	Feb. 23, 2002
15	Elmira (14) vs. Neumann (1)	Jan. 11, 2003
15	Manhattanville (15) vs. St. Michael's (0)	Jan. 18, 2003
15	Neumann (13) vs. Chatham (2)	Jan. 25, 2003
15	Plattsburgh St. (13) vs. Chatham (2)	Nov. 15, 2003
15	Plattsburgh St. (15) vs. Chatham (0)	Nov. 14, 2003
15	Wis-Stevens Point (14) vs. St. Catherine (1)	Jan. 28, 2004

MOST ASSISTS

Team

No.	Team vs. Opponent	Date
31	Utica vs. Chatham	Feb. 7, 2004
28	Elmira vs. Chatham	Oct. 29, 2004
28	Utica vs. Chatham	Nov. 19, 2004
26	Manhattanville vs. St. Michael's	Jan. 11, 2002
26	Plattsburgh St. vs. Chatham	Nov. 14, 2003
25	Manhattanville vs. St. Michael's	Feb. 10, 2002
24	Elmira vs. Neumann	Jan. 11, 2003
24	Elmira vs. Neumann	Jan. 12, 2003
24	Elmira vs. Chatham	Oct. 30, 2004
23	Elmira vs. Neumann	Jan. 19, 2002
23	Rochester Inst. vs. MIT	Jan. 19, 2002

Both Teams

No.	Teams	Date
33	Utica (31) vs. Chatham (2)	Feb. 7, 2004
28	Elmira (28) vs. Chatham (0)	Oct. 29, 2004
28	Utica (28) vs. Chatham (0)	Nov. 19, 2004
27	Manhattanville (21) vs. Castleton St. (6)	Feb. 13, 2005
26	Manhattanville (26) vs. St. Michael's (0)	Jan. 11, 2002
26	Plattsburgh St. (26) vs. Chatham (0)	Nov. 14, 2003
25	Manhattanville (25) vs. St. Michael's (0)	Feb. 10, 2002
24	Elmira (24) vs. Neumann (0)	Jan. 11, 2003
24	Elmira (24) vs. Neumann (0)	Jan. 12, 2003
24	Elmira (24) vs. Chatham (0)	Oct. 30, 2004
23	Elmira (23) vs. Neumann (0)	Jan. 19, 2002
23	Rochester Inst. (23) vs. MIT (0)	Jan. 19, 2002
23	Buffalo St. (17) vs. Chatham (6)	Oct. 16, 2004

POINTS SCORED

Team

No.	Team vs. Opponent	Date
47	Utica vs. Chatham	Feb. 7, 2004
46	Utica vs. Chatham	Nov. 19, 2004
44	Manhattanville vs. St. Michael's	Jan. 11, 2002
42	Elmira vs. Chatham	Oct. 29, 2004
41	Plattsburgh St. vs. Chatham	Nov. 14, 2003
40	Rochester Inst. vs. MIT	Jan. 19, 2002
40	Manhattanville vs. St. Michael's	Feb. 10, 2002
39	Rensselaer vs. MIT	Feb. 16, 2002
38	Elmira vs. Neumann	Jan. 19, 2002
38	Elmira vs. Neumann	Jan. 11, 2003
38	Elmira vs. Neumann	Jan. 12, 2003

Both Teams

No.	Teams	Date
50	Utica (47) vs. Chatham (3)	Feb. 7, 2004
46	Utica (46) vs. Chatham (0)	Nov. 19, 2004
44	Manhattanville (44) vs. St. Michael's (0)	Jan. 11, 2002
43	Manhattanville (34) vs. Castleton St. (9)	Feb. 13, 2005
42	Elmira (42) vs. Chatham (0)	Oct. 29, 2004
41	Plattsburgh St. (41) vs. Chatham (0)	Nov. 14, 2003
40	Rochester Inst. (40) vs. MIT (0)	Jan. 19, 2002
40	Manhattanville (40) vs. St. Michael's (0)	Feb. 10, 2002
39	Rensselaer (39) vs. MIT (0)	Feb. 16, 2002
39	Elmira (38) vs. Neumann (1)	Jan. 11, 2003
39	Buffalo St. (30) vs. Chatham (9)	Oct. 16, 2004
39	Neumann (35) vs. Chatham (4)	Jan. 15, 2005

POWER-PLAY GOALS

No.	Team vs. Opponent	Date
5	Plattsburgh St. vs. Neumann	Nov. 9, 2002
5	Buffalo St. vs. Chatham	Oct. 17, 2004
5	Plattsburgh St. vs. Chatham	Oct. 22, 2005
5	Plattsburgh St. vs. Cortland St.	Jan. 13, 2006
4	Manhattanville vs. St. Michael's	Jan. 11, 2002

POWER-PLAY PERCENTAGE

Team (Min. 4 Opportunities)

Pct.	Team vs. Opponent	Date
1.000	Elmira (4-4) vs. Chatham	Nov. 4, 2005
1.000	Connecticut Col. (4-4) vs. Williams	Feb. 11, 2006
.667	Manhattanville (4-6) vs. St. Michael's	Jan. 11, 2002

SHORT-HANDED GOALS

No.	Team vs. Opponent	Date
3	Rensselaer vs. Salve Regina	March 1, 2003

Miscellaneous

PENALTY MINUTES

Both Teams

No.	Teams	Date
58	Plattsburgh St. (42) vs. Cortland St. (16)	Jan. 15, 2005
50	Utica (30) vs. Plattsburgh St. (20)	Feb. 23, 2003
32	Wis.-Superior (22) vs. Wis.-River Falls (10)	Feb. 7, 2004

PENALTIES

Both Teams

No.	Teams	Date
25	Utica (15) vs. Plattsburgh St. (10)	Feb. 23, 2003
21	Plattsburgh St. (13) vs. Cortland St. (8)	Jan. 15, 2005
16	Wis.-Superior (11) vs. Wis.-River Falls (5)	Feb. 7, 2004

LARGEST MARGIN OF VICTORY

No.	Team vs. Opponent	Date
18	Manhattanville (18) vs. St. Michael's (0)	Jan. 11, 2002
18	Utica (18) vs. Chatham (0)	Nov. 19, 2004
17	Sacred Heart (17) vs. MIT (0)	Nov. 17, 2001
17	Rochester Inst. (17) vs. MIT (0)	Jan. 19, 2002
17	Rensselaer (17) vs. MIT (0)	Feb. 16, 2002
16	Manhattanville (16) vs. MIT (0)	Nov. 18, 2001
15	Elmira (15) vs. Neumann (0)	Nov. 24, 2001
15	Rochester Inst. (15) vs. MIT (0)	Dec. 9, 2001
15	Rensselaer (15) vs. MIT (0)	Jan. 5, 2002
15	Elmira (15) vs. Neumann (0)	Jan. 19, 2002
15	Manhattanville (15) vs. St. Michael's (0)	Feb. 10, 2002
15	Rochester Inst. (15) vs. MIT (0)	Feb. 23, 2002
15	Manhattanville (15) vs. St. Michael's (0)	Jan. 18, 2003
15	Plattsburgh St. (15) vs. Chatham (0)	Nov. 14, 2003
15	Utica (16) vs. Chatham (1)	Feb. 7, 2004
14	Manhattanville (14) vs. Salve Regina (0)	Nov. 10, 2001
14	Rochester Inst. (14) vs. St. Michael's (0)	Dec. 1, 2001
14	Manhattanville (14) vs. Salve Regina (0)	Jan. 20, 2002
14	Union (N.Y.) (14) vs. MIT (0)	Jan. 20, 2002
14	Elmira (14) vs. Neumann (0)	Jan. 12, 2003
14	Plattsburgh St. (14) vs. St. Michael's (0)	Feb. 26, 2003
14	Manhattanville (14) vs. Salve Regina (0)	Nov. 8, 2003
14	Elmira (14) vs. Chatham (0)	Oct. 29, 2004
14	Neumann (16) vs. Chatham (2)	Jan. 15, 2005
14	Cortland St. (14) vs. Chatham (0)	Feb. 11, 2005
14	Plattsburgh St. (14) vs. Chatham (0)	Oct. 23, 2005
14	Lake Forest (14) vs. Chatham (0)	Oct. 28, 2005

SEASON RECORDS

Offense

GOALS SCORED

Team	Year	No.
Manhattanville	2003	198
Elmira	2002	178
Rochester Inst.	2002	174
Elmira	2003	170
Manhattanville	2005	168
Plattsburgh St.	2002	165
Manhattanville	2006	165
Manhattanville	2002	164
Manhattanville	2004	159
Plattsburgh St.	2004	159
Gust. Adolphus	2005	154
Gust. Adolphus	2006	153
Gust. Adolphus	2002	146
Plattsburgh St.	2003	144
Middlebury	2005	143

GOALS SCORED PER GAME

Team	Year	Games	Goals	Avg.
Rochester Inst.	2002	27	174	6.44
Manhattanville	2003	31	198	6.39
Elmira	2002	28	178	6.36
Plattsburgh St.	2003	23	144	6.26
Plattsburgh St.	2002	27	165	6.11
Manhattanville	2002	27	164	6.07
Manhattanville	2005	28	168	6.00
Manhattanville	2006	28	165	5.89
Elmira	2003	29	170	5.86
Manhattanville	2004	29	159	5.48

Team	Year	Games	Goals	Avg.
Plattsburgh St.	2004	30	159	5.30
Gust. Adolphus	2006	29	153	5.28
Utica	2004	26	134	5.15
Gust. Adolphus	2005	30	154	5.13
St. Thomas (Minn.)	2005	27	136	5.04

ASSISTS

Team	Year	No.
Manhattanville	2003	265
Elmira	2003	264
Elmira	2002	260
Manhattanville	2006	237
Rochester Inst.	2002	236
Manhattanville	2005	233
Plattsburgh St.	2004	229
Manhattanville	2004	222
Utica	2004	221
Plattsburgh St.	2002	215
Elmira	2005	214
Manhattanville	2002	213
Gust. Adolphus	2006	213
Middlebury	2005	208
Gust. Adolphus	2005	203

POINTS SCORED

Team	Year	Goals	Assists	Pts.
Manhattanville	2003	198	265	463
Elmira	2002	178	260	438
Elmira	2003	170	264	434
Rochester Inst.	2002	174	236	410
Manhattanville	2006	165	237	402
Manhattanville	2005	168	233	401
Plattsburgh St.	2004	159	229	388
Manhattanville	2004	159	222	381
Plattsburgh St.	2002	165	215	380
Manhattanville	2002	164	213	377
Gust. Adolphus	2006	153	213	366
Gust. Adolphus	2005	154	203	357
Utica	2004	134	221	355
Middlebury	2005	143	208	351
Elmira	2005	130	214	344

POWER-PLAY GOALS

Team	Year	No.
Gust. Adolphus	2006	52
Middlebury	2005	42
Manhattanville	2006	41
Plattsburgh St.	2006	40
Middlebury	2006	38
St. Thomas (Minn.)	2006	33
Gust. Adolphus	2005	32
Middlebury	2004	31
Plattsburgh St.	2004	31
Manhattanville	2005	31
St. Olaf	2005	31
Plattsburgh St.	2004	30
St. Thomas (Minn.)	2005	29
Gust. Adolphus	2002	28
Wis.-Superior	2002	28
Middlebury	2003	28

POWER-PLAY PERCENTAGE

Team	Year	PPG	PP Att.	Pct.
Bowdoin	2003	25	75	.333
Gust. Adolphus	2006	52	170	.306
Middlebury	2003	28	94	.298
Williams	2002	25	89	.281
Hamilton	2003	14	50	.280
Middlebury	2004	31	111	.279
Middlebury	2005	42	156	.269
Gust. Adolphus	2002	28	106	.264
Rensselaer	2003	27	104	.260
MIT	2006	15	58	.259
Bowdoin	2002	20	78	.256
Wis.-Superior	2002	28	110	.255
Rochester Inst.	2002	24	95	.253
Middlebury	2006	38	151	.252
Manhattanville	2002	16	64	.250

SHORT-HANDED GOALS

Team	Year	No.
Plattsburgh St.	2002	17
Plattsburgh St.	2003	12
Middlebury	2006	12
Rochester Inst.	2002	11
Gust. Adolphus	2002	10

Team	Year	No.
Gust. Adolphus	2005	10
Rensselaer	2005	10
Elmira	2006	9
St. Anselm	2006	9
Elmira	2002	8
Rochester Inst.	2003	8
Gust. Adolphus	2004	8
Neumann	2004	8
Wis.-Superior	2004	8
St. Thomas (Minn.)	2005	8
Plattsburgh St.	2006	8

Defense

FEWEST GOALS ALLOWED PER GAME

Team	Year	Games	GA	Avg.
Rochester Inst.	2002	27	24	0.89
Manhattanville	2002	27	25	0.93
Manhattanville	2003	31	29	0.94
Middlebury	2002	23	22	0.96
Elmira	2003	29	31	1.07
Manhattanville	2005	28	31	1.11
Bowdoin	2004	26	29	1.12
Wis.-Stevens Point	2006	30	35	1.17
Plattsburgh St.	2002	27	32	1.19
Rensselaer	2005	27	33	1.22
Middlebury	2003	26	32	1.23
Wis.-Stevens Point	2005	26	32	1.23
Plattsburgh St.	2006	30	37	1.23
Bowdoin	2003	28	35	1.25
Manhattanville	2004	29	37	1.28

PENALTY-KILL PERCENTAGE

Team	Year	Opponents' PPG	PPA	Pct.
Bowdoin	2003	1	80	.988
Middlebury	2003	2	56	.964
Gust. Adolphus	2005	5	131	.962
Plattsburgh St.	2002	5	118	.958
St. Catherine	2004	2	45	.956
Manhattanville	2002	4	83	.952
Plattsburgh St.	2005	7	144	.951
St. Thomas (Minn.)	2005	7	144	.951
Manhattanville	2004	6	119	.950
Bowdoin	2004	4	78	.949
Middlebury	2006	7	128	.945
Manhattanville	2005	9	164	.945
Plattsburgh St.	2006	8	142	.944
Bowdoin	2002	6	103	.942
Gust. Adolphus	2006	6	102	.941

LOWEST GOALS-AGAINST AVERAGE

Team	Year	GA	Mins.	Avg.
Rochester Inst.	2002	24	1,645	0.88
Manhattanville	2002	25	1,633	0.92
Manhattanville	2003	29	1,862	0.93
Middlebury	2002	22	1,388	0.95
Elmira	2003	31	1,750	1.06
Manhattanville	2005	31	1,707	1.09
Bowdoin	2004	29	1,565	1.11
Wis.-Stevens Point	2006	35	1,820	1.15
Plattsburgh St.	2002	32	1,655	1.16
Middlebury	2003	32	1,583	1.21
Wis.-Stevens Point	2005	32	1,571	1.22
Rensselaer	2005	33	1,620	1.22
Plattsburgh St.	2006	37	1,808	1.23
Bowdoin	2003	35	1,695	1.24
Manhattanville	2004	37	1,750	1.27

MOST GOALS ALLOWED PER GAME

Team	Year	Games	GA	Avg.
MIT	2002	19	226	11.89
Chatham	2004	14	157	11.21
Chatham	2005	17	185	10.88
MIT	2003	21	227	10.81
Chatham	2003	14	127	9.07
Neumann	2002	21	186	8.86
St. Michael's	2002	21	179	8.52
Chatham	2005	16	135	8.44
MIT	2006	14	106	7.57
St. Michael's	2003	23	174	7.57

Team	Year	Games	GA	Avg.
MIT	2004	13	94	7.23
Salve Regina	2003	22	159	7.23
Salve Regina	2004	22	157	7.14
Castleton St.	2005	25	175	7.00
Salve Regina	2002	21	146	6.95

Miscellaneous

SCORING MARGIN PER GAME

Team	Year	G	GF	GA	Margin	Mar./Gm.
Rochester Inst.	2002	27	174	24	150	5.56
Manhattanville	2003	31	198	29	169	5.45
Manhattanville	2002	27	164	25	139	5.15
Elmira	2002	28	178	40	138	4.93
Plattsburgh St.	2002	27	165	32	133	4.93
Manhattanville	2005	28	168	31	137	4.89
Elmira	2003	29	170	31	139	4.79
Plattsburgh St.	2003	23	144	36	108	4.70
Manhattanville	2006	28	165	42	123	4.39
Manhattanville	2004	29	159	37	122	4.21
Plattsburgh St.	2004	30	159	40	119	3.97
Bowdoin	2004	26	129	29	100	3.85
Gust. Adolphus	2005	30	154	41	113	3.77
Gust. Adolphus	2006	29	153	44	109	3.76
St. Thomas (Minn.)	2005	27	136	36	100	3.70

WINNING PERCENTAGE

Team	Year	W-L-T	Pct.*
Wis.-Stevens Point	2002	26-1-0	.963
Elmira	2002	26-1-1	.946
Middlebury	2006	27-2-0	.931
Manhattanville	2002	23-2-2	.889
Middlebury	2005	26-3-1	.883
Plattsburgh St.	2006	26-3-1	.883
Bowdoin	2003	23-2-3	.875
Manhattanville	2003	27-4-0	.871
Wis.-Stevens Point	2005	22-3-1	.865
Middlebury	2004	24-4-0	.857
Elmira	2005	24-4-0	.857
Gust. Adolphus	2005	25-4-1	.850
Middlebury	2002	19-3-1	.848
Manhattanville	2006	23-4-1	.839
Elmira	2003	23-4-2	.828
Manhattanville	2004	23-4-2	.828

*Ties computed as half win, half loss.

WINS

Team	Year	No.
Manhattanville	2003	27
Middlebury	2006	27
Elmira	2002	26
Wis.-Stevens Point	2002	26
Middlebury	2005	26
Plattsburgh St.	2006	26
Gust. Adolphus	2005	25
Middlebury	2004	24
Elmira	2005	24
Bowdoin	2002	23
Gust. Adolphus	2002	23
Manhattanville	2002	23
Bowdoin	2003	23
Elmira	2003	23
Manhattanville	2004	23
Manhattanville	2006	23

LOSSES

Team	Year	No.
Hamline	2003	22
Hamline	2004	22
Lake Forest	2004	22
Castleton St.	2005	22
Hamline	2002	21
MIT	2003	21
St. Catherine	2006	21
Neumann	2002	20
Salve Regina	2003	20
St. Michael's	2004	20
Salve Regina	2004	20
Trinity (Conn.)	2004	20
St. Catherine	2005	20
St. Michael's	2005	20
Southern Me.	2006	20

DIVISION III WOMEN'S

FEWEST WINS

Team	Year	No.
MIT	2002	0
Chatham	2003	0
MIT	2003	0
Chatham	2004	0
Chatham	2005	0
Chatham	2006	0
Neumann	2002	1
New England Col.	2002	1
MIT	2004	1
MIT	2006	1
St. Catherine	2006	1
St. Michael's	2002	2
Hamline	2003	2
Salve Regina	2003	2
Hamline	2004	2
Lake Forest	2004	2
Salve Regina	2004	2
Trinity (Conn.)	2004	2
St. Catherine	2005	2

FEWEST LOSSES

Team	Year	No.
Elmira	2002	1
Wis.-Stevens Point	2002	1
Manhattanville	2002	2
Bowdoin	2003	2
Middlebury	2006	2
Middlebury	2002	3
Middlebury	2005	3
Wis.-Stevens Point	2005	3
Plattsburgh St.	2006	3

TIES

Team	Year	No.
Connecticut Col.	2003	6
St. Mary's (Minn.)	2003	6
Lake Forest	2005	6
Wis.-Eau Claire	2006	6
St. Catherine	2003	5
Amherst	2005	5
Hamline	2006	5
Southern Me.	2002	4
Amherst	2003	4
Gust. Adolphus	2003	4
Middlebury	2003	4
St. Olaf	2003	4
Wis.-River Falls	2003	4
Wis.-Stevens Point	2004	4
Lake Forest	2006	4
Wis.-Stevens Point	2006	4

HOME WINS

Team	Year	No.
Plattsburgh St.	2006	16
Elmira	2002	14
Wis.-Stevens Point	2002	14
Elmira	2003	14
Manhattanville	2003	14
Wis.-River Falls	2003	14
Plattsburgh St.	2004	14
Manhattanville	2006	14
Middlebury	2006	14

ROAD WINS

Team	Year	No.
Gust. Adolphus	2006	13
Wis.-Stevens Point	2002	12
Elmira	2002	12
Gust. Adolphus	2002	12
Gust. Adolphus	2004	12
Middlebury	2006	12

OVERTIME GAMES

Team	Year	No.
Wis.-Eau Claire	2006	9
St. Mary's (Minn.)	2003	8

OVERTIME WINS

Team	Year	No.
Williams	2003	3

OVERALL WINNING STREAK

No.	Team	Dates
24	Middlebury	Feb. 20, 2005-Feb. 5, 2006
19	Elmira	Nov. 10, 2001-Feb. 2, 2002

OVERALL UNBEATEN STREAK

No.	Team	Dates
33	Elmira	Nov. 10, 2001-Nov. 17, 2002
29	Plattsburgh St.	Mar. 13, 2004-Mar. 17, 2006

OVERALL LOSING STREAK

No.	Team	Dates
61	Chatham	Oct. 18, 2002-present

OVERALL WINLESS STREAK

No.	Team	Dates
61	Chatham	Oct. 18, 2002-present

HOME WINNING STREAK

No.	Team	Dates
18	Plattsburgh St.	Feb. 26, 2005-Mar. 17, 2006
16	Manhattanville	Nov. 23, 2002-March 21, 2003
16	Plattsburgh St.	Jan. 12, 2002-Jan. 7, 2004

HOME LOSING STREAK

No.	Team	Dates
30	Chatham	Nov. 2, 2002-present

ROAD WINNING STREAK

No.	Team	Dates
12	Middlebury	Jan. 26, 2005-Feb. 8, 2006
9	Manhattanville	Nov. 10, 2001-Feb. 3, 2002

ROAD LOSING STREAK

No.	Team	Dates
29	Chatham	Nov. 9, 2002-present

PENALTY MINUTES

Team	Year	Games	No.
Utica	2005	25	402
Lake Forest	2006	27	398
Utica	2002	26	392
Manhattanville	2005	28	384
Southern Me.	2005	25	373
Elmira	2006	27	367
RIT	2006	25	367
Utica	2006	27	367
Salve Regina	2005	25	358
Utica	2003	25	357
Neumann	2006	24	357
Hamline	2005	24	352
Plattsburgh St.	2005	29	352
Bowdoin	2005	26	348
Wis.-River Falls	2006	27	348

FEWEST PENALTY MINUTES

(Min. 20 Games)

Team	Year	Games	No.
MIT	2003	21	22
Amherst	2002	22	80
Middlebury	2002	23	102
St. Catherine	2004	24	103
Trinity (Conn.)	2004	22	116
Williams	2004	25	116
Trinity	2005	23	118
Middlebury	2003	26	124
Bethel (Minn.)	2004	23	126
Amherst	2003	24	128
Salve Regina	2002	21	128
Wesleyan (Conn.)	2003	21	128

Annual Team Champions

Offense

SCORING OFFENSE

Year	Team	Games	Goals	Avg.
2002	Rochester Inst.	27	174	6.44
2003	Manhattanville	31	198	6.39
2004	Manhattanville	29	159	5.48
2005	Manhattanville	28	168	6.00
2006	Manhattanville	28	165	5.89

POWER-PLAY PERCENTAGE

Year	Team	PPG	PP Att.	Pct.
2002	Williams	.25	89	.281
2003	Bowdoin	.25	75	.333
2004	Middlebury	.31	111	.279
2005	Middlebury	.42	156	.269
2006	Gust. Adolphus	.52	170	.306

Defense

PENALTY-KILL PERCENTAGE

Year	Team	Opponents'		Pct.
		PPG	PPA	
2002	Plattsburgh St.	5	118	.958
2003	Bowdoin	1	80	.988
2004	St. Catherine	2	45	.956
2005	Gust. Adolphus	5	131	.962
2006	Middlebury	7	128	.945

SCORING DEFENSE

Year	Team	Games	GA	Avg.
2002	Rochester Inst.	27	24	0.89
2003	Manhattanville	31	29	0.94
2004	Bowdoin	26	29	1.12
2005	Manhattanville	28	31	1.11
2006	Wis.-Stevens Point	30	35	1.17

Miscellaneous

SCORING MARGIN PER GAME

Year	Team	Games	GF	GA	Marg./Gm.
2002	Rochester Inst.	27	174	24	5.56
2003	Manhattanville	31	198	29	5.45
2004	Manhattanville	29	159	37	4.21
2005	Manhattanville	28	168	31	4.89
2006	Manhattanville	28	165	42	4.39

WINNING PERCENTAGE

Year	Team	W-L-T	Pct.*
2002	Wis.-Stevens Point	26-1-0	.963
2003	Bowdoin	23-2-3	.875
2004	Middlebury	24-4-0	.857
2005	Middlebury	26-3-1	.883
2006	Middlebury	27-2-0	.931

*Ties computed as half win, half loss.

2006 Most Improved Teams

Team	2005 W-L-T	2006 W-L-T	\$Games Improved
Colby	7-11-3	15-8-1	5 1/2
Wis.-Superior	15-8-2	22-4-2	5 1/2
Mass.-Boston	10-14-1	15-9-1	5
Plattsburgh St.	21-7-1	26-3-1	4 1/2
Bethel (Minn.)	6-13-2	11-10-3	4

Team	2005 W-L-T	2006 W-L-T	\$Games Improved
Castleton St.	3-22-0	7-18-0	4
Utica	13-10-2	18-7-2	4
Concordia-M'head	4-18-2	6-14-3	3

\$To determine games improved, add the difference in victories between the two seasons to the difference in the losses, then divide by two; ties not counted. Includes postseason.

USCHO.com Final Division III Polls

2002

1. Elmira
2. Bowdoin
3. Wis.-Stevens Point
4. Manhattanville
5. Middlebury
6. Gust. Adolphus
7. St. Mary's (Minn.)
8. Rochester Inst.
9. Plattsburgh St.
10. Williams

2003

1. Elmira
2. Manhattanville
3. Middlebury
4. Bowdoin
5. Plattsburgh St.
6. Wis.-River Falls
7. Williams
8. Wis.-Stevens Point
9. Rensselaer
10. St. Thomas (Minn.)

2004

1. Manhattanville
2. Elmira
3. Plattsburgh St.
4. Middlebury
5. Bowdoin
6. Gust. Adolphus
7. Wis.-Stevens Point
8. Rensselaer
9. Wis.-Superior
10. St. Thomas (Minn.)

2005

1. Elmira
2. Middlebury
3. Wis.-Stevens Point
4. Plattsburgh St.
5. Gust. Adolphus
6. Bowdoin
7. Manhattanville
8. St. Thomas (Minn.)
9. Williams
10. Rochester Inst.

2006

1. Plattsburgh St.
2. Middlebury
3. Manhattanville
4. Gust. Adolphus
5. Wis.-Stevens Point
6. Wis.-Superior
7. Elmira
8. St. Thomas (Minn.)
9. Utica
10. Bowdoin

Women's Championship Results

National Collegiate Championship Results	130
Division III Championship Results	136



Ice Hockey

NATIONAL COLLEGIATE




Photo by Vince Muzik/NCAA Photos

Wisconsin assistant captain Nikki Burish lifts the championship trophy after her team won the 2006 National Collegiate title with a 3-0 victory over Minnesota.

2006 Championship

Highlights

Badgers Blank Golden Gophers: Wisconsin took home its first title in women's ice hockey by defeating Minnesota, 3-0, in the National Collegiate Women's Ice Hockey Championship title game March 26 in Minneapolis.

The win was the fifth for the Badgers during the season in six games against the Golden Gophers. Wisconsin finished the season with a school-best 36-4-1 record. Minnesota ended its campaign 29-11-1.

Sophomore Jinelle Zaugg scored two goals for the Badgers and senior Grace Hutchins added the third. Freshman goaltender Jessie Vetter turned in a performance worthy of the tournament's most outstanding player honors, allowing just one goal in three games and recording the first shutout in both the national championship game and the Women's Frozen Four.

Zaugg struck first, launching the puck into the net during a power play at the 9:56 mark of the first period. That was followed just 30 seconds later by a Hutchins tap-in for a 2-0 lead. Zaugg's second goal also came on a Badger power play with an assist from Patty Kazmaier Award winner Sara Bauer.

Though the Badgers won, they were out-shot by the defending-champion Golden Gophers, 21-9, in the second and third periods. Both teams took 10 shots on goal in the first period.

Goaltender Vetter, also named to the all-tournament team, said once the first period was over, she lost some of her anxiety.

"Not allowing them to score in the first period was huge for me, because then I go into the locker room, and I really get loosened up and have fun and try to have a good game," she said.

Badgers coach Mark Johnson, a member of the 1980 "Miracle on Ice" hockey team that won an Olympic gold medal and the 1977 Wisconsin team that won an NCAA championship, said participating as a coach was more nerve-wracking.

"As a player, you get excited to play in these types of games. That is what you work hard for — the chance to play for a national championship," he said. "Obviously, I have been touched with a lot of nice things throughout my playing career and now I have something from a coaching standpoint, and that is really special."

Minnesota Coach Laura Halldorson said she was proud of her team that "came a long way" this season and came just short of winning the national championship in front of the home crowd.

"Today, we just couldn't find a way to put the puck in the net," she said. "The crowd would have gone crazy, but just to get to that championship game was huge for us."

Joining Vetter on the all-tournament team were teammates Bobbi-Jo Slusar and Zaugg, Minnesota players Ashley Albrecht and Bobbi Ross, and New Hampshire's Jennifer Hitchcock.

Results

REGIONALS

New Hampshire 3, Harvard 1
 Minnesota 4, Princeton 0
 St. Lawrence 1, Minn. Duluth 0
 Wisconsin 2, Mercyhurst 1 (2 of)

SEMIFINALS

MARCH 24 AT MINNESOTA

Wisconsin 1, St. Lawrence 0

SCORING SUMMARY

Goal No.	Period	Time	Team	Type	Scored By	Assists	SL On Ice	Wis. On Ice
1	3rd	5:22	Wisconsin	Even Strength	Tia Hanson (10)	-	21,20,13,77,3	29,10,6,5,15

St. Lawrence

No.	I-Shots by Period-I					+/-
	1	2	3	Total		
2	0	0	0	0	0	0
3	0	0	0	0	-1	
4	2	1	1	4	0	
5	0	0	0	0	0	
6*	1	1	2	4	0	
8	0	1	0	1	0	
10	0	0	0	0	0	
11*	4	2	0	6	0	
12	0	0	1	1	0	
13	2	0	0	2	-1	
15	0	0	0	0	0	
16*	2	1	0	3	0	
18*	1	0	0	1	0	
20	0	0	0	0	-1	
21	0	0	0	0	-1	
22*	0	0	1	1	0	
77	0	0	0	0	-1	
96	2	2	0	4	0	
Totals	14	8	5	27	-5	

Wisconsin

No.	I-Shots by Period-I					+/-
	1	2	3	Total		
5	0	0	0	0	0	+1
6	0	1	0	1	+1	
7	1	1	1	3	0	
8*	2	2	1	5	0	
9	0	0	0	0	0	
10	0	0	0	0	+1	
11	1	0	0	1	0	
12	0	0	0	0	0	
13	0	1	1	2	0	
14	0	0	1	1	0	
15*	2	4	1	7	+1	
16	0	0	0	0	0	
17	0	0	0	0	0	
19*	1	1	0	2	0	
21*	0	0	0	0	0	
23	0	0	0	0	0	
27*	1	1	0	2	0	
29	0	0	1	1	+1	
TM	0	0	0	0	0	
Totals	8	11	6	25	+5	

Goals by Period

Team	1	2	3	Total
St. Lawrence	0	0	0	0
Wisconsin	0	0	1	1

Shots by Period

Team	1	2	3	Total
St. Lawrence	14	8	5	27
Wisconsin	8	11	6	25

Power-Play Goals-Att. (Shots)

Period	St. Lawrence	Wisconsin
1st	0-3 (7)	0-0 (0)
2nd	0-1 (2)	0-2 (1)
3rd	0-0 (0)	0-0 (0)
Total	0-4 (9)	0-2 (1)

Penalties/Minutes by Period

Period	St. Lawrence	Wisconsin
1st	0/0	3/6
2nd	2/4	1/2
3rd	0/0	0/0
Total	2/4	4/8

GOALTENDERS

St. Lawrence

No. Player	MIN	GA	EN	I-Saves by Period-I				Total
				1	2	3		
30 Jessica Moffat	59:02	1	0	8	11	5	24	0
TM Team	0:58	0	0	0	0	0	0	0

Wisconsin

No. Player	MIN	GA	EN	I-Saves by Period-I				Total
				1	2	3		
30 Jessie Vetter	60:00	0	0	14	8	5	27	0

Win—Jessie Vetter (10-1-0). Loss—Jessica Moffat (18-3-0).

PENALTY SUMMARY

Period	Player	Team	Min.	Penalty	Time
1st	Bobbi-Jo Slusar	Wisconsin	2	Hooking	2:26 PP
1st	Kristen Witting	Wisconsin	2	Checking	15:33 PP
1st	Team	Wisconsin	2	Too many on ice	17:49 PP
2nd	Sara Bauer	Wisconsin	2	Cross-Checking	12:07 PP
2nd	Kerri Wallace	St. Lawrence	2	Hooking	14:48 PP
2nd	Laurie Ross	St. Lawrence	2	Holding	17:43 PP

FACEOFFS

St. Lawrence		Wisconsin			
No. Player	W	L	No. Player	W	L
96 Sabrina Harbec	14	7	7 Erika Lawler	9	6
6 Emilie Berlinguette	10	16	14 Nikki Burish	9	12
13 Marianna Locke	5	5	15 Sara Bauer	8	11
22 Alison Domenico	1	1	13 Grace Hutchins	3	1
10 Lisa Batchelor	0	1	9 Kayla Hagen	1	0
Totals	30	30	Totals	30	30

St. Lawrence - Power-Play Summary

Period	Start	End	Elapsed	Shots	(Opp.)
1st	2:26	4:26	2:00	4	0
1st	15:33	17:33	2:00	2	0
1st	17:49	19:49	2:00	1	1
2nd	12:07	14:07	2:00	2	0

SUMMARY: 4 opportunities, 9 shots, 0 goals, time 8:00

Wisconsin - Power-Play Summary

Period	Start	End	Elapsed	Shots	(Opp.)
2nd	14:48	16:48	2:00	0	1
2nd	17:43	19:43	2:00	1	1

SUMMARY: 2 opportunities, 1 shot, 0 goals, time 4:00

Officials—Referee: Jay Mendel; Asst. Ref.: Ray Doocy; Asst. Ref.: Lisa Albers.
Start time: 4:07 p.m.; End time: 6:15 p.m.; Total time: 2:08.

Minnesota 5, New Hampshire 4

SCORING SUMMARY

Goal No.	Period	Time	Team	Type	Scored By	Assists	Minn. On Ice	New Hamp. On Ice
1	1st	0:46	Minnesota	Even Strength	Bobbi Ross (18)	Erica McKenzie (26)	8,22,5,3,16	22,5,8,10,28
2	1st	9:28	Minnesota	Even Strength	Bobbi Ross (19)	Andrea Nichols (10)	8,4,9,5,3	2,3,28,5,10
3	1st	15:17	New Hampshire	Power Play	Jennifer Hitchcock (30)	Martine Garland (32)	2,5,15,8	10,2,5,22,28
4	1st	17:34	New Hampshire	Even Strength	Kacey Bellamy (8)	Sadie Wright-Ward (33)	17,6,5,3,10	22,10,28,5,2
5	2nd	6:15	New Hampshire	Even Strength	Nicole Goguen (1)	Jennifer Hitchcock (35)	22,16,21,23,19	3,22,10,5,28
6	2nd	10:39	Minnesota	Even Strength	Bobbi Ross (20)	- (Penalty Shot)		
7	3rd	2:27	Minnesota	Even Strength	Becky Wacker (8)	Andrea Nichols (11)	17,4,11,2,15	13,17,5,2,8
8	3rd	12:11	New Hampshire	Power Play	Nicole Hekle (12)	Ashley Albrecht (8)		
9	3rd	18:09	Minnesota	Even Strength	Bobbi Ross (21)	Amy McLaughlin (16)	4,5,22,15	17,8,25,20,4
						Leah Craig (15)		
						Whitney Graft (11)	8,2,5,4,15	10,25,5,3,20

WOMEN'S CHAMPIONSHIP RESULTS

Minnesota No.	I-Shots by Period-I					+/-
	1	2	3	Total		
2 Whitney Graft	0	0	0	0	+2	
3 Melanie Gagnon	0	0	0	0	+1	
4 Andrea Nichols	1	0	1	2	+3	
5 Chelsey Brodt	0	1	0	1	+2	
6 Liz Palkie	0	0	0	0	-1	
8 Bobbi Ross	2	5	1	8	+3	
9 Marley Wournell	0	0	0	0	+1	
10 Krista Johnson	0	1	1	2	-1	
11 Ashley Albrecht	0	1	0	1	+1	
13 Maggie Souba	0	0	0	0	0	
14 Lindsay Block	0	0	0	0	0	
15 Anya Miller	1	1	0	2	+2	
16* Jenelle Philipczyk	0	0	0	0	0	
17 Becky Wacker	0	0	1	1	0	
19* Gigi Marvin	0	3	0	3	-1	
21* Allie Sanchez	0	2	0	2	-1	
22* Erica McKenzie	1	0	1	2	0	
23* Dagny Willey	0	1	0	1	-1	
Totals	5	15	5	25	+10	

New Hampshire No.	I-Shots by Period-I					+/-
	1	2	3	Total		
2 Martine Garland	0	1	0	1	-1	
3 Nicole Goguen	0	2	1	3	-1	
4 Shannon Clement	0	1	1	2	0	
5* Sadie Wright-Ward	2	0	0	2	-2	
6 Lindsay Hansen	0	0	0	0	0	
8* Amy McLaughlin	0	0	0	0	-2	
10* Jennifer Hitchcock	1	1	2	4	-1	
11 Lindsey Caleo	0	0	1	1	0	
13 Jackie Wedster	1	0	0	1	-1	
14 Diana Saly	0	0	0	0	0	
17 Nicole Hekle	0	0	1	1	-1	
19 Taylor Palazeti	0	1	0	1	0	
20 Maggie Joyce	0	0	0	0	-1	
22* Kacey Bellamy	2	0	1	3	+1	
23 Angela Taylor	0	0	0	0	0	
25 Leah Craig	0	0	0	0	0	
26 Becky Peters	0	0	0	0	0	
28* Sam Faber	0	0	4	4	0	
Totals	6	6	11	23	-9	

Goals by Period				
Team	1	2	3	Total
Minnesota	2	1	2	5
New Hampshire	2	1	1	4

Shots by Period				
Team	1	2	3	Total
Minnesota	5	15	5	25
New Hampshire	6	6	11	23

Power-Play Goals-Att. (Shots)			
Period	Minnesota	New Hampshire	
1st	0-1 (2)		1-2 (1)
2nd	0-3 (9)		0-0 (0)
3rd	0-0 (0)		1-3 (8)
Total	0-4 (11)		2-5 (9)

Penalties/Minutes by Period				
Period	Minnesota	New Hampshire		
1st	2/4		1/2	
2nd	0/0		4/8	
3rd	3/6		0/0	
Total	5/10		5/10	

GOALTENDERS

Minnesota					I-Saves by Period-I			
No. Player	MIN	GA	EN	Total	1	2	3	Total
33 Brittony Chartier	60:00	4	0	19	4	5	10	19

New Hampshire					I-Saves by Period-I			
No. Player	MIN	GA	EN	Total	1	2	3	Total
24 Melissa Bourdon	59:19	5	0	20	3	14	3	20
TM Team	0:41	0	0	0	0	0	0	0

Win—Brittony Chartier (15-7-1). Loss—Melissa Bourdon (28-3-1).

PENALTY SUMMARY

Period	Player	Team	Min.	Penalty	Time	
1st	Chelsey Brodt	Minnesota	2	Checking	3:25	PP
1st	Leah Craig	New Hampshire	2	Checking	5:38	PP
1st	Melanie Gagnon	Minnesota	2	Interference	14:59	PP
2nd	Sadie Wright-Ward	New Hampshire	2	Interference	8:48	PP
2nd	Leah Craig	New Hampshire	2	Delaying the Game	9:56	PP
2nd	Kacey Bellamy	New Hampshire	2	Delaying the Game	10:39	PP
2nd	Leah Craig	New Hampshire	2	High sticking	13:01	PP
3rd	Melanie Gagnon	Minnesota	2	Tripping	4:06	PP
3rd	Becky Wacker	Minnesota	2	Interference	7:24	PP
3rd	Gigi Marvin	Minnesota	2	Boarding	10:29	PP

FACEOFFS

Minnesota				New Hampshire			
No. Player	W	L		No. Player	W	L	
4 Andrea Nichols	9	8		5 Sadie Wright-Ward	15	9	
19 Gigi Marvin	8	6		17 Nicole Hekle	10	14	
16 Jenelle Philipczyk	8	9		4 Shannon Clement	5	6	
6 Liz Palkie	5	6		19 Taylor Palazeti	1	0	
8 Bobbi Ross	3	3		13 Jackie Wedster	1	1	
17 Becky Wacker	1	1		10 Jennifer Hitchcock	1	4	
Totals	34	33		Totals	33	34	

Minnesota - Power-Play Summary

Period	Start	End	Elapsed	Shots	(Opp.)
1st	5:38	7:38	2:00	2	0
2nd	8:48	10:39	1:51	7	0
2nd	10:39	10:48	0:09	0	0
2nd	10:48	11:56	1:08	0	0
2nd	13:01	15:01	2:00	2	0

SUMMARY: 4 opportunities, 11 shots, 0 goals, time 7:08

New Hampshire - Power-Play Summary

Period	Start	End	Elapsed	Shots	(Opp.)
1st	3:25	5:25	2:00	0	0
1st	14:59	15:17	0:18	1	0 PPG
3rd	4:06	6:06	2:00	0	0
3rd	7:24	9:24	2:00	2	0
3rd	10:29	12:11	1:42	6	0 PPG

SUMMARY: 5 opportunities, 9 shots, 2 goals, time 8:00

Officials—Referee: Bob Ritchie; Asst. Ref.: Tina Simonson; Asst. Ref.: Jim McKenna.
Attendance: 2,876. Start time: 7:07 p.m.; End time: 9:25 p.m.; Total time: 2:18.

**CHAMPIONSHIP
MARCH 26 AT MINNESOTA
Wisconsin 3, Minnesota 0**

SCORING SUMMARY

Goal No.	Period	Time	Team	Type	Scored By	Assists	Minn. On Ice	Wis. On Ice
1	1st	9:56	Wisconsin	Power Play	Jinelle Zaugg (23)	Cyndy Kenyon (13) Bobbi-Jo Slusar (28)	23,21,2,8	8,21,10,15,27
2	1st	10:26	Wisconsin	Even Strength	Grace Hutchins (5)	Nikki Burish (18)	16,11,5,4,22	13,14,27,11,6
3	2nd	9:08	Wisconsin	Power Play	Jinelle Zaugg (24)	Sara Bauer (36) Cyndy Kenyon (14)	2,11,15,17	8,15,6,17,21

Minnesota No.	I-Shots by Period-I					+/-
	1	2	3	Total		
2 Whitney Graft	0	0	0	0	0	
3 Melanie Gagnon	1	0	0	1	0	
4 Andrea Nichols	0	2	0	2	-1	
5 Chelsey Brodt	0	1	2	3	-1	
6 Liz Palkie	0	0	1	1	0	
8 Bobbi Ross	1	1	1	3	0	
9 Marley Wournell	1	0	0	1	0	
10 Krista Johnson	0	1	1	2	0	
11 Ashley Albrecht	1	0	0	1	-1	
13 Maggie Souba	0	0	0	0	0	
14 Lindsay Block	0	0	0	0	0	
15 Anya Miller	3	1	0	4	0	
16* Jenelle Philipczyk	0	1	1	2	-1	
17 Becky Wacker	2	0	0	2	0	
19* Gigi Marvin	0	0	3	3	0	
21* Allie Sanchez	0	0	1	1	0	
22* Erica McKenzie	1	0	3	4	-1	
23* Dagny Willey	0	0	1	1	0	
Totals	10	7	14	31	-5	

Wisconsin No.	I-Shots by Period-I					+/-
	1	2	3	Total		
5 Angie Keseley	1	1	1	3	0	
6* Emily Morris	0	0	1	1	+1	
7 Erika Lawler	0	1	0	1	0	
8 Jinelle Zaugg	3	1	0	4	0	
9 Kayla Hagen	0	0	0	0	0	
10* Bobbi-Jo Slusar	2	1	0	3	0	
11* Sharon Cole	0	0	0	0	+1	
12 Heidi Kletzien	0	0	0	0	0	
13* Grace Hutchins	1	0	0	1	+1	
14* Nikki Burish	0	1	0	1	+1	
15 Sara Bauer	0	0	0	0	0	
16 Rachel Bible	0	0	0	0	0	
17 Kristen Witting	0	0	0	0	0	
19 Alycia Matthews	0	0	0	0	0	
21 Cyndy Kenyon	1	0	0	1	0	
23 Phoebe Monteleone	0	0	0	0	0	
27 Meaghan Mikkelson	2	0	0	2	+1	
29 Tia Hanson	0	0	2	2	0	
Totals	10	5	4	19	+5	

Goals by Period				
Team	1	2	3	Total
Minnesota	0	0	0	0
Wisconsin	2	1	0	3

Shots by Period				
Team	1	2	3	Total
Minnesota	10	7	14	31
Wisconsin	10	5	4	19

Power-Play Goals-Att. (Shots)		
Period	Minnesota	Wisconsin
1st	0-2 (1)	1-2 (4)
2nd	0-2 (2)	1-2 (2)
3rd	0-1 (3)	0-0 (0)
Total	0-5 (6)	2-4 (6)

Penalties/Minutes by Period			
Period	Minnesota	Wisconsin	
1st	2/4	2/4	
2nd	3/6	3/6	
3rd	0/0	1/2	
Total	5/10	6/12	

GOALTENDERS

Minnesota No. Player	MIN	GA	EN	I-Saves by Period-I			
				1	2	3	Total
33 Brittony Chartier	59:54	3	0	8	4	4	16
TM Team	0:06	0	0	0	0	0	0

Wisconsin No. Player	MIN	GA	EN	I-Saves by Period-I			
				1	2	3	Total
30 Jessie Vetter	60:00	0	0	10	7	14	31

Win—Jessie Vetter (11-1-0). Loss—Brittony Chartier (15-8-1).

PENALTY SUMMARY

Period	Player	Team	Min.	Penalty	Time
1st	Nikki Burish	Wisconsin	2	Interference	5:17 PP
1st	Anya Miller	Minnesota	2	Holding	9:17 PP
1st	Nikki Burish	Wisconsin	2	Hooking	12:26 PP
1st	Bobbi Ross	Minnesota	2	Interference	16:37 PP
2nd	Emily Morris	Wisconsin	2	Tripping	1:04 PP
2nd	Anya Miller	Minnesota	2	Holding	2:09 PP
2nd	Liz Palkie	Minnesota	2	Hooking	7:23 PP
2nd	Angie Keseley	Wisconsin	2	Hooking	9:13 PP
2nd	Andrea Nichols	Minnesota	2	Goaltender Interfere	16:21
2nd	Meaghan Mikkelson	Wisconsin	2	Roughing	16:21
3rd	Tia Hanson	Wisconsin	2	Hooking	6:53 PP

FACEOFFS

Minnesota		Wisconsin	
No.	Player	W	L
19	Gigi Marvin	10	3
6	Liz Palkie	9	8
16	Jenelle Philipczyk	6	5
8	Bobbi Ross	3	3
4	Andrea Nichols	3	10
2	Whitney Graft	1	1
17	Becky Wacker	0	1
Totals		32	31

Minnesota - Power-Play Summary

Period	Start	End	Elapsed	Shots	(Opp.)
1st	5:17	7:17	2:00	0	0
1st	12:26	14:26	2:00	1	1
2nd	1:04	2:09	1:05	0	0
2nd	9:13	11:13	2:00	2	0
3rd	6:53	8:53	2:00	3	0

SUMMARY: 5 opportunities, 6 shots, 0 goals, time 9:05

Wisconsin - Power-Play Summary

Period	Start	End	Elapsed	Shots	(Opp.)
1st	9:17	9:56	0:39	2	0 PPG
1st	16:37	18:37	2:00	2	0
2nd	3:04	4:09	1:05	1	0
2nd	7:23	9:08	1:45	1	0 PPG

SUMMARY: 4 opportunities, 6 shots, 2 goals, time 5:29

Officials—Referee: Jay Mendel; Asst. Ref.: Tina Simonson; Asst. Ref.: Pat Silva.
Attendance: 4,701. Start time: 3:07 p.m.; End time: 5:20 p.m.; Total time: 2:13.

History

Team Results

Year	Champion (Record)	Coach	Score	Runner-Up	Site	Championship Game Attendance	Championship Total Attendance
2001	Minn. Duluth (28-5-4)	Shannon Miller	4-2	St. Lawrence	Minneapolis	3,079	5,178
2002	Minn. Duluth (24-6-4)	Shannon Miller	3-2	Brown	Durham, N.H.	3,102	5,153
2003	Minn. Duluth (31-3-2)	Shannon Miller	4-3 (2 ot)	Harvard	Duluth, Minn.	5,167	9,968
2004	Minnesota (30-4-2)	Laura Halldorson	6-2	Harvard	Providence	3,522	6,048
2005	Minnesota (36-2-2)	Laura Halldorson	4-3	Harvard	New Hampshire	2,056	15,352
2006	Wisconsin (36-4-1)	Mark Johnson	3-0	Minnesota	Minnesota	4,701	11,849

Leading Scorers, Year-by-Year

Year	Player, School	G	A	P
2001	Maria Rooth, Minn. Duluth	4	2	6
2002	Jessica Link, Brown	1	2	3
	Kristy Zamora, Brown	3	0	3
2003	Julie Chu, Harvard	2	2	4
	Caroline Ouellette, Minn. Duluth	2	2	4
	Hanne Sikio, Minn. Duluth	3	1	4
2004	Krissy Wendell, Minnesota	4	4	8
2005	Natalie Darwitz, Minnesota	3	9	12
2006	Jennifer Hitchcock, New Hampshire	2	3	5
	Bobbi Ross, Minnesota	4	1	5

Most Outstanding Player

2001	Maria Rooth, Minn. Duluth
2002	Kristy Zamora, Brown
2003	Caroline Ouellette, Minn. Duluth
2004	Krissy Wendell, Minnesota
2005	Natalie Darwitz, Minnesota
2006	Jessie Vetter, Wisconsin

All-Tournament Teams

2001

G—Tuula Puputti, Minn. Duluth
 D—Isabelle Chartrand, St. Lawrence
 D—Brittany Ralph, Minn. Duluth
 F—Amanda Sargeant, St. Lawrence
 F—Maria Rooth, Minn. Duluth
 F—Tammy Shewchuk, Harvard

2002

G—Tania Pinelli, Niagara
 D—Larissa Luther, Minn. Duluth
 D—Meredith Ostrander, Brown
 F—Kelly Stephens, Minnesota
 F—Joanne Eustace, Minn. Duluth
 F—Kristy Zamora, Brown

2003

G—Amy Ferguson, Dartmouth
 D—Caroline Ouellette, Minn. Duluth
 D—Angela Ruggiero, Harvard
 F—Jenny Potter, Minn. Duluth
 F—Hanne Sikio, Minn. Duluth
 F—Julie Chu, Harvard

2004

G—Jody Horak, Minnesota
 D—Allie Sanchez, Minnesota
 D—Angela Ruggiero, Harvard
 F—Krissy Wendell, Minnesota
 F—Kelly Stephens, Minnesota
 F—Natalie Darwitz, Minnesota

2005

G—Ali Boe, Harvard
 D—Lyndsay Wall, Minnesota
 D—Caitlin Cahow, Harvard
 F—Sarah Vaillancourt, Harvard
 F—Krissy Wendell, Minnesota
 F—Natalie Darwitz, Minnesota

2006

G—Jessie Vetter, Wisconsin
 D—Bobbi Jo Slusar, Wisconsin
 D—Ashley Albrecht, Minnesota
 F—Jinelle Zaugg, Wisconsin
 F—Bobbi Ross, Minnesota
 F—Jennifer Hitchcock, New Hampshire

Individual Records

ALL GAMES

GOALS

4—Nicole Corriero, Harvard vs. Mercyhurst, 3-19-2005 (3 ot); Bobbi Ross, Minnesota vs. New Hampshire, 3-24-2006.

GOALS, TOURNAMENT

5—Nicole Corriero, Harvard (4 vs. Mercyhurst, 1 vs. St. Lawrence, 0 vs. Minnesota), 2005.

FASTEST OPENING-GAME GOAL

0:13—Natalie Darwitz, Minnesota vs. Dartmouth, 3-25-2005.

FASTEST GOAL, START OF PERIOD

:09—Natalie Darwitz, Minnesota vs. Harvard, 3-28-2004 (third).

FASTEST CONSECUTIVE GOALS

:32—Natalie Darwitz (:09) and Kelly Stephens (:41), Minnesota vs. Harvard, 3-28-2004 (third period).

FASTEST CONSECUTIVE GOALS, BOTH TEAMS

:34—Dartmouth (Kristina Guarino), then Harvard (Kalen Ingram), 3-25-2001 (first period).

HAT TRICKS

Maria Rooth, Minn. Duluth vs. Harvard, 3-23-2001; Krissy Wendell, Minnesota vs. Dartmouth, 3-26-2004; Natalie Darwitz, Minnesota vs. Harvard, 3-28-2004; Nicole Corriero (four goals), Harvard vs. Mercyhurst, 3-19-2005 (3 ot); Sarah Vaillancourt, Harvard vs. St. Lawrence, 3-25-2005; Rebecca Russell, St. Lawrence vs. Dartmouth, 3-27-2005; Bobbi Ross (four goals), Minnesota vs. New Hampshire, 3-24-2006.

FASTEST HAT TRICK

12:07—Nicole Corriero, Harvard vs. Mercyhurst, 3-19-2005 (3 ot).

ASSISTS

3—Many times (Most recent: Natalie Darwitz, Minnesota vs. Harvard, 3-27-2005).

ASSISTS, TOURNAMENT

9—Natalie Darwitz, Minnesota (3 vs. Providence, 3 vs. Dartmouth, 3 vs. Harvard), 2005.

POINTS

5—Nicole Corriero (4 goals, 1 assist), Harvard vs. Mercyhurst, 3-19-2005 (3 ot); Natalie Darwitz (2 goals, 3 assists), Minnesota vs. Dartmouth, 3-25-2005; Rebecca Russell (3 goals, 2 assists), St. Lawrence vs. Dartmouth, 3-27-2005.

POINTS, TOURNAMENT

12—Natalie Darwitz (three goals and nine assists), Minnesota, 2005.

PENALTIES

5—Dina McCumber, Princeton vs. Minnesota, 3-17-2006.

SHUTOUTS, TOURNAMENT

2—Jessie Vetter, Wisconsin (vs. St. Lawrence and vs. Minnesota), 2006.

SAVES

78—Desirae Clark, Mercyhurst vs. Harvard, 3-19-2005 (3 ot).

SAVES, PERIOD

22—Riita Schaublin, Minn. Duluth vs. St. Lawrence, 3-18-2006 (first).

SAVES, TOURNAMENT

95—Jessie Vetter, Wisconsin [37 vs. Mercyhurst (2 ot), 27 vs. St. Lawrence, 31 vs. Minnesota], 2006.

FEWEST GOALS ALLOWED

0—Brittany Chartier, Minnesota vs. Princeton, 3-17-2006; Jessica Moffat, St. Lawrence vs. Minn. Duluth, 3-18-2006; Jessie Vetter, Wisconsin vs. St. Lawrence, 3-24-2006; Jessie Vetter, Wisconsin vs. Minnesota, 3-26-2006.

FEWEST GOALS ALLOWED, TOURNAMENT

1—Jessie Vetter (three games), Wisconsin, 2006; Jessica Moffat (two games), St. Lawrence, 2006; Riita Schaublin (one game), Minn. Duluth, 2006.

CHAMPIONSHIP GAME

GOALS

3—Natalie Darwitz, Minnesota vs. Harvard, 3-28-2004.

FASTEST GAME-OPENING GOAL

5:17—Caroline Ouellette, Minn. Duluth vs. Harvard, 3-23-2003.

FASTEST GOAL, START OF PERIOD

:09—Natalie Darwitz, Minnesota vs. Harvard, 3-28-2004 (third).

FASTEST CONSECUTIVE GOALS

:32—Natalie Darwitz (:09) and Kelly Stephens (:41), Minnesota vs. Harvard, 3-28-2004 (third period).

FASTEST HAT TRICK

28:08—Natalie Darwitz, Minnesota vs. Harvard, 3-28-2004.

ASSISTS

3—Krissy Wendell, Minnesota vs. Harvard, 3-28-2004; Natalie Darwitz, Minnesota vs. Harvard, 3-27-2005.

POINTS

4—Natalie Darwitz (3 goals, 1 assist), Minnesota vs. Harvard, 3-28-2004; Krissy Wendell (1 goal, 3 assists), Minnesota vs. Harvard, 3-28-2004; Natalie Darwitz (1 goal, 3 assists), Minnesota vs. Harvard, 3-27-2005.

PENALTIES

4—Angela Ruggiero, Harvard vs. Minn. Duluth, 3-23-2003.

FEWEST GOALS ALLOWED

0—Jessie Vetter, Wisconsin vs. Minnesota, 3-26-2006.

SAVES

41—Patricia Sautter, Minn. Duluth vs. Harvard, 3-23-2003.

SAVES, PERIOD

16—Tuula Puputti, Minn. Duluth vs. St. Lawrence, 3-25-2001 (third); Patricia Sautter, Minn. Duluth vs. Brown, 3-24-2002 (third).

Team Records

ALL GAMES

GOALS

7—Minnesota vs. Dartmouth, 3-25-2005.

GOALS, BOTH TEAMS

9—Minn. Duluth (6) vs. Harvard (3), 3-23-2001; Harvard (5) vs. Mercyhurst (4), 3-19-2005 (3 ot); Minnesota (7) vs. Dartmouth (2), 3-25-2005; Minnesota (5) vs. New Hampshire (4), 3-24-2006.

GOALS, PERIOD

5—Minn. Duluth vs. Harvard, 3-23-2001 (third); Minnesota vs. Dartmouth, 3-25-2005 (first).

GOALS, BOTH TEAMS, PERIOD

7—Minn. Duluth (5) vs. Harvard (2), 3-23-2001 (third); Minnesota (5) vs. Dartmouth (2), 3-25-2005 (first).

GOALS, TOURNAMENT

17—Minnesota (6 vs. Providence, 7 vs. Dartmouth, 4 vs. Harvard), 2005.

GOALS, LOSING TEAM

4—Mercyhurst vs. Harvard, 3-19-2005 (3 ot); New Hampshire vs. Minnesota, 3-24-2006.

FEWEST GOALS

0—Princeton vs. Minnesota, 3-17-2006; Minn. Duluth vs. St. Lawrence, 3-18-2006; St. Lawrence vs. Wisconsin, 3-24-2006; Minnesota vs. Wisconsin, 3-26-2006.

FEWEST GOALS, BOTH TEAMS

1—St. Lawrence (1) vs. Minn. Duluth (0), 3-18-2006; Wisconsin (1) vs. St. Lawrence (0), 3-24-2006.

WINNING MARGIN

5—Harvard (6) vs. Minnesota (1), 3-21-2003; Minnesota (6) vs. Providence (1), 3-18-2005; Minnesota (7) vs. Dartmouth (2), 3-25-2005.

ASSISTS

10—Minnesota vs. Providence, 3-18-2005; Minnesota vs. Dartmouth, 3-25-2005.

ASSISTS, BOTH TEAMS

13—Minn. Duluth (9) vs. Harvard (4), 3-23-2001.

ASSISTS, TOURNAMENT

26—Minnesota (5 vs. Providence, 10 vs. Dartmouth, 6 vs. Harvard), 2005.

POINTS

17—Minnesota (seven goals, 10 assists) vs. Dartmouth, 3-25-2005.

POINTS, BOTH TEAMS

22—Minn. Duluth (15) vs. Harvard (7), 3-23-2001 (nine goals, 13 assists).

POINTS, TOURNAMENT

43—Minnesota (17 goals, 26 assists), 2005.

PENALTIES

15—Princeton vs. Minnesota, 3-17-2006.

PENALTIES, BOTH TEAMS

28—Princeton (15) vs. Minnesota (13), 3-17-2006.

FEWEST PENALTIES

1—Minn. Duluth vs. Harvard, 3-23-2001; Minnesota vs. Niagara, 3-24-2002.

FEWEST PENALTIES, BOTH TEAMS

3—Minn. Duluth (1) vs. Harvard (2), 3-23-2001.

SHOTS ON GOAL

83—Harvard vs. Mercyhurst, 3-19-2005 (3 ot).

SHOTS ON GOAL, BOTH TEAMS

143—Harvard (83) vs. Mercyhurst (60), 3-19-2005 (3 ot).

SHOTS ON GOAL, PERIOD

22—St. Lawrence vs. Minn. Duluth, 3-18-2006 (first).

SHOTS ON GOAL, BOTH TEAMS, PERIOD

32—Harvard (15) vs. Mercyhurst (17), 3-19-2005 (first) (3 ot).

FEWEST SHOTS ON GOAL

10—Dartmouth vs. Minnesota, 3-25-2005.

FEWEST SHOTS ON GOAL, BOTH TEAMS

34—Dartmouth (10) vs. Minnesota (24), 3-25-2005.

FEWEST SHOTS ON GOAL, REGULATION PERIOD

0—Dartmouth vs. Minnesota, 3-25-2005 (third).

FEWEST SHOTS ON GOAL, BOTH TEAMS, REGULATION PERIOD

6—Dartmouth (3) vs. Minnesota (3), 3-25-2005 (second).

CHAMPIONSHIP GAME

GOALS

6—Minnesota vs. Harvard (2), 3-28-2004.

GOALS, BOTH TEAMS

8—Minnesota (6) vs. Harvard (2), 3-28-2004.

GOALS, PERIOD

4—Minnesota vs. Harvard, 3-28-2004 (third).

GOALS, BOTH TEAMS, PERIOD

4—Harvard (3) vs. Minn. Duluth (1), 3-23-2003 (second); Minnesota (4) vs. Harvard (0), 3-28-2004 (third); Harvard (2) vs. Minnesota (2), 3-27-2005 (second).

GOALS, LOSING TEAM

3—Harvard vs. Minn. Duluth (4), 3-23-2003 (2 ot); Harvard vs. Minnesota (4), 3-27-2005.

FEWEST GOALS

0—Minnesota vs. Wisconsin, 3-26-2006.

FEWEST GOALS, BOTH TEAMS

3—Wisconsin (3) vs. Minnesota (0), 3-26-2006.

WINNING MARGIN

4—Minnesota (6) vs. Harvard (2), 3-28-2004.

ASSISTS

8—Minnesota vs. Harvard, 3-28-2004.

ASSISTS, BOTH TEAMS

11—Minnesota (8) vs. Harvard (3), 3-28-2004; Minnesota (6) vs. Harvard (5), 3-27-2005.

POINTS

14—Minnesota (six goals, eight assists) vs. Harvard, 3-28-2004.

POINTS, BOTH TEAMS

19—Minnesota [14 (six goals, eight assists)] vs. Harvard [5 (two goals, three assists)], 3-28-2004.

PENALTIES

8—Minn. Duluth vs. Harvard, 3-23-2003 (2 ot); Harvard vs. Minn. Duluth, 3-23-2003 (2 ot).

PENALTIES, BOTH TEAMS

16—Minn. Duluth (8) vs. Harvard (8), 3-23-2003 (2 ot).

FEWEST PENALTIES

3—St. Lawrence vs. Minn. Duluth, 3-25-2001; Harvard vs. Minnesota, 3-27-2005.

FEWEST PENALTIES, BOTH TEAMS

7—Minn. Duluth (4) vs. St. Lawrence (3), 3-25-2001.

SHOTS ON GOAL

44—Harvard vs. Minn. Duluth, 3-23-2003 (2 ot).

SHOTS ON GOAL, BOTH TEAMS

85—Harvard (44) vs. Minn. Duluth (41), 3-23-2003 (2 ot).

SHOTS ON GOAL, PERIOD

17—St. Lawrence vs. Minn. Duluth, 3-25-2001 (third).

SHOTS ON GOAL, BOTH TEAMS, PERIOD

28—Minnesota (16) vs. Harvard (12), 3-28-2004 (second).

FEWEST SHOTS ON GOAL

19—Wisconsin vs. Minnesota, 3-26-2006.

FEWEST SHOTS ON GOAL, BOTH TEAMS

50—Harvard (26) vs. Minnesota (24), 3-27-2005; Minnesota (31) vs. Wisconsin (19), 3-26-2006.

FEWEST SHOTS ON GOAL, REGULATION PERIOD

2—St. Lawrence vs. Minn. Duluth, 3-25-2001 (second).

FEWEST SHOTS ON GOAL, BOTH TEAMS, REGULATION PERIOD

9—Harvard (5) vs. Minnesota (4), 3-27-2005 (third).

Won-Lost-Tied Records in Tournament Play

(Note: Third-place game discontinued after 2005. Since then, both semifinal losers are awarded third place.)

Team (Years Participated)	Yrs.	Won	Lost	Tied	Pct.	1st	2nd	3rd	4th
Brown (2002)	1	1	1	0	.500	0	1	0	0
Dartmouth (2001-03-04-05)	4	2	7	0	.222	0	0	1	3
Harvard (2001-03-04-05-06)	5	5	5	0	.500	0	3	1	0
Mercyhurst (2005-06)	2	0	2	0	.000	0	0	0	0
Minnesota (2002-03-04-05-06)	5	7	4	1	.625	2	1	1	1
Minn. Duluth (2001-02-03-05-06)	5	6	2	0	.750	3	0	0	0
New Hampshire (2006)	1	1	1	0	.500	0	0	1	0
Niagara (2002)	1	0	1	1	.250	0	0	1	0
Princeton (2006)	1	0	1	0	.000	0	0	0	0
Providence (2005)	1	0	1	0	.000	0	0	0	0
St. Lawrence (2001-04-05-06)	4	5	4	0	.556	0	1	3	0
Wisconsin (2005-06)	2	3	1	0	.750	1	0	0	0

All-Time Results

2001 Semifinals: St. Lawrence 3, Dartmouth 1; Minn. Duluth 6, Harvard 3. **Third Place:** Harvard 3, Dartmouth 2. **Championship:** Minn. Duluth 4, St. Lawrence 2.

2002 Semifinals: Brown 2, Minnesota 1; Minn. Duluth 3, Niagara 2. **Third Place:** Niagara 2, Minnesota 2 (ot). **Championship:** Minn. Duluth 3, Brown 2.

2003 Semifinals: Harvard 6, Minnesota 1; Minn. Duluth 5, Dartmouth 2. **Third Place:** Dartmouth 4, Minnesota 2. **Championship:** Minn. Duluth 4, Harvard 3 (2 ot).

2004 Semifinals: Minnesota 5, Dartmouth 1; Harvard 2, St. Lawrence 1. **Third Place:** St. Lawrence 2, Dartmouth 1. **Championship:** Minnesota 6, Harvard 2.

2005 Regionals: Minnesota 6, Providence 1; Dartmouth 4, Wisconsin 3; Harvard 5, Mercyhurst 4 (3 ot); St. Lawrence 3, Minn. Duluth 2 (ot). **Semifinals:** Minnesota 7, Dartmouth 2; Harvard 4, St. Lawrence 1. **Third Place:** St. Lawrence 5, Dartmouth 1. **Championship:** Minnesota 4, Harvard 3.

2006 Regionals: New Hampshire 3, Harvard 1; Minnesota 4, Princeton 0; St. Lawrence 1, Minn. Duluth 0; Wisconsin 2, Mercyhurst 1 (2 ot). **Semifinals:** Minnesota 5, New Hampshire 4; Wisconsin 1, St. Lawrence 0. **Championship:** Wisconsin 3, Minnesota 0.

Ice Hockey

DIVISION III



Photo by Nancie Battaglia/NCAA Photos

Middlebury goalie Kate Kogut (left) leads her team in a victory skate, after the Panthers defeated Plattsburgh State, 3-1, in the 2006 Division III championship game.

2006 Championship

Highlights

Late Goals Pace Panthers: Scoring goals in the last minute of a period can cause a monumental momentum shift in hockey.

A pair of such goals spurred Middlebury to its third consecutive Division III Women's Ice Hockey Championship.

The Panthers received goals in the last minute of periods from Annmarie Cellino and Emily Quizon en route to a 3-1 victory over host Plattsburgh State March 18.

Plattsburgh State may have been favored to win after being awarded home ice and entering the championship game with a 29-game home unbeaten streak and 18-game home win streak. Both were school records for the Cardinals.

But Middlebury's Shannon Sylvester opened the scoring 5:22 into the game by putting in a rebound during a power play to help the road team take control.

The score remained 1-0 into the final minute of the opening period until Cellino recorded a short-handed goal with 13 seconds remaining. It was Cellino's seventh short-handed score of the season, which led the nation.

Plattsburgh State stayed within striking distance for most of the second period until Quizon was awarded a penalty shot with 55 seconds left. She converted the one-on-one duel with goalie Breanne Doyle to give the Panthers a 3-0 lead.

The Cardinals rallied in the final period on a power-play goal by Elise Campbell, but Middlebury goalie Kate Kogut shut the door after that.

The second-ranked Panthers ended with a 27-2 mark, which tied a school record set during the 1999-00 season. Middlebury is 9-2 all-time in the NCAA tournament.

Before the loss in the national title game, Plattsburgh State's last home-ice defeat was against Elmira in the 2004 Eastern College Athletic Conference tournament.

Kogut, Quizon, Cellino and Shannon Tarrant were named to the all-tournament team for Middlebury, while Chantalle Rye and Jessica Moreau earned the honor for Plattsburgh State.

Results

FIRST ROUND

Plattsburgh St. 4, Elmira 1
Wis.-Stevens Point 2, Wis.-Superior 0
Middlebury 4, Manhattanville 3

SEMIFINALS

MARCH 17 AT PLATTSBURGH ST.

Middlebury 2, Gust. Adolphus 1

Goals by Period	1	2	3	Total
Gust. Adolphus	0	0	1	1
Middlebury	0	2	0	2

1st period: Penalties: Tania Kenny, Middlebury (checking), 7:18; Shannon Tarrant, Middlebury (tripping), 13:35.

2nd period: Middlebury, Emily Quizon (20) (Shannon Tarrant/16, Karen Levin/16), 6:45; Middlebury, Shannon Sylvester (12) (Annmarie Cellino/20, Shannon Tarrant/17), 17:09 (pp). Penalties: Jenny Pusch, Gust. Adolphus (checking), 2:50; Stefanie Ubl, Gust. Adolphus (roughing), 8:44; Annmarie Cellino, Middlebury (interference), 9:17; Erika Nakamura, Middlebury (checking), 9:40; Brigitte Bartholdi, Gust. Adolphus (tripping), 15:26; Tania Kenny, Middlebury (interference), 19:53.

3rd period: Gust. Adolphus, Kelly Crandall (14) (Margaret Dorer/27, Andrea Peterson/30), 12:42 (pp). Penalties: Tania Kenny, Middlebury (holding), 11:16; Emily McNamara, Middlebury (delaying the game), 11:57; Abby Randall, Gust. Adolphus (tripping), 15:35.

Shots on goal: Gust. Adolphus 12-7-7 26; Middlebury 4-15-4 23.

Power plays: Gust. Adolphus 1 of 5; Middlebury 1 of 4.

Penalties: Gust. Adolphus 4 (8 min); Middlebury 7 (14 min).

Goalies: Gust. Adolphus, Kitty Hurley (58:19, 23 shots-21 saves), Empty Net (1:41, 0-0); Middlebury, Kate Kogut (60:00, 26-25).

Total time: 2:01.

Referee: John Kaselouskas; Asst. Ref.: Dan Lick, Justin Schwantes.

Win-Kate Kogut (20-2). Loss-Kitty Hurley (12-4-2).

Plattsburgh St. 4, Wis.-Stevens Point 1

Goals by Period	1	2	3	Total
Wis.-Stevens Point	0	1	0	1
Plattsburgh St.	1	0	3	4

1st period: Plattsburgh St., Jessica Moreau (14) (Sharis Smith/6), 9:41. Penalties: Jessie Suter, Wis.-Stevens Point (interference), 16:19.

2nd period: Wis.-Stevens Point, Jackie Drews (7) (Madison Darud/4), 11:43 (pp). Penalties: Nicole Greeneway, Wis.-Stevens Point (tripping), 2:55; Lindsay Brown, Plattsburgh St. (checking), 4:14; Lindsay Brown, Plattsburgh St. (checking), 10:09; Danielle Blanchard, Plattsburgh St. (checking), 13:44; Nicole Grossman, Wis.-Stevens Point (interference), 14:59.

3rd period: Plattsburgh St., Jessica Moreau (15), 1:41; Plattsburgh St., Jenn Clarke (17) (Keltie Jones/8), 4:43; Plattsburgh St., Ainsley Brien (4), 19:07 (empty net). Penalties: Danielle Blanchard, Plattsburgh St. (obstruction-hooking), 7:48; Keltie Jones, Plattsburgh St. (hooking),

13:28.

Shots on goal: Wis.-Stevens Point 5-8-4 17; Plattsburgh St. 3-3-7 13.

Power plays: Wis.-Stevens Point 1 of 5; Plattsburgh St. 0 of 3.

Penalties: Wis.-Stevens Point 3 (6 min); Plattsburgh St. 5 (10 min).

Goalies: Wis.-Stevens Point, Amy Statz (57:47, 12 shots-9 saves), Empty Net (2:13, 1-0); Plattsburgh St., Breanne Doyle (60:00, 17-16).

Attendance: 926. Total time: 2:02.

Referee: Chuck Waimon; Asst. Ref.: Mike Gulewlyn, Scott Prim.

Win-Breanne Doyle (23-2-1). Loss-Amy Statz (17-5-4).

THIRD PLACE

MARCH 18 AT PLATTSBURGH ST.

Wis.-Stevens Point 2, Gust. Adolphus 0

Goals by Period	1	2	3	Total
Wis.-Stevens Point	1	0	1	2
Gust. Adolphus	0	0	0	0

1st period: Wis.-Stevens Point, Katy Lankey (10) (Jackie Drews/6), 13:28. Penalties: Kelly Crandall, Gust. Adolphus (checking), 8:34; Trish Piskula, Wis.-Stevens Point (tripping), 11:11.

2nd period: Penalties: Trish Piskula, Wis.-Stevens Point (checking), 6:45; Andrea Peterson, Gust. Adolphus (slashing), 8:24; Tracy Truckey, Wis.-Stevens Point (cross-checking), 14:17; Nicole Greeneway, Wis.-Stevens Point (interference), 16:57.

3rd period: Wis.-Stevens Point, Michelle Sosnowski (5) [Jamie Lewandowski/6], 19:18 (empty net). Penalties: Molly Doyle, Gust. Adolphus (checking), 13:13; Jackie Drews, Wis.-Stevens Point (checking), 13:41; Amy Statz, Wis.-Stevens Point (tripping), 15:34.

Shots on goal: Wis.-Stevens Point 2-4-7 13; Gust. Adolphus 9-13-7 29.

Power plays: Wis.-Stevens Point 0 of 2; Gust. Adolphus 0 of 4.

Penalties: Wis.-Stevens Point 6 (12 min); Gust. Adolphus 3 (6 min).

Goalies: Wis.-Stevens Point, Amy Statz (60:00, 29 shots-29 saves); Gust. Adolphus, Kitty Hurley (58:44, 12-11), Empty Net (1:16, 0-0).

Total time: 2:05.

Referee: Chuck Waymon; Asst. Ref.: Mike Gulenchyn, Scott Prim.

Win—Amy Statz (18-5-4). Loss—Kitty Hurley (12-5-2).

CHAMPIONSHIP

MARCH 18 AT PLATTSBURGH ST.

Middlebury 3, Plattsburgh St. 1

Goals by Period	1	2	3	Total
Middlebury	2	1	0	3
Plattsburgh St.	0	0	1	1

1st period: Middlebury, Shannon Sylvester (13) [Annmarie Cellino/21, Shannon Tarrant/18], 5:22 (pp); Middlebury, Annmarie Cellino (26), 19:47 (sh). Penalties: Lindsay Littman, Plattsburgh St. (hooking), 4:09; Shannon Sylvester, Middlebury (interference), 10:36; Sharis Smith, Plattsburgh St. (holding), 15:23; Gloria Velez, Middlebury (interference), 18:55.

2nd period: Middlebury, Emily Quizon (21), 19:05 (penalty shot). Penalties: Molly Vitt, Middlebury (hooking), 2:16; Ainsley Brien, Plattsburgh St. (hooking), 10:58; Karen Levin, Middlebury (hooking), 11:46; Sharis Smith, Plattsburgh St. (delaying the game), 19:05.

3rd period: Plattsburgh St., Elise Campbell (1), 9:21

(pp). Penalties: Gloria Velez, Middlebury (checking), 1:57; Shannon Tarrant, Middlebury (hooking), 7:36; Karen Levin, Middlebury (interference), 10:20; Sharis Smith, Plattsburgh St. (tripping), 11:44; Tania Kenny, Middlebury (checking), 13:06; Emily Quizon, Middlebury (hooking), 14:54; Erika Nakamura, Middlebury (roughing), 19:03.

Shots on goal: Middlebury 8-7-5 20; Plattsburgh St. 11-7-7 25.

Power plays: Middlebury 1 of 4; Plattsburgh St. 1 of 9.

Penalties: Middlebury 10 (20 min); Plattsburgh St. 5 (10 min).

Goalies: Middlebury, Kate Kogut (60:00, 25 shots-24 saves); Plattsburgh St., Breanne Doyle (58:00, 20-17), Empty Net (2:00, 0-0).

Attendance: 1,385. Total time: 2:00.

Referee: Dan Lick; Asst. Ref.: John Kaselouskas, Justin Schwartes.

Win—Kate Kogut (21-2). Loss—Breanne Doyle (23-3-1).

History

Team Results

Year	Champion (Record)	Coach	Score	Runner-Up	Site	Championship Game Attendance	Championship Total Attendance
2002	Elmira (26-1-1)	Jamie Wood	2-1	Manhattanville	Elmira	1,100	6,154
2003	Elmira (23-4-2)	Jamie Wood	5-1	Manhattanville	Elmira	2,110	5,474
2004	Middlebury (23-4)	Bill Mandigo	2-1	Wis.-Stevens Point	Middlebury	635	3,010
2005	Middlebury (26-3-1)	Bill Mandigo	4-3	Elmira	Elmira	2,335	6,424
2006	Middlebury (27-2)	Bill Mandigo	3-1	Plattsburgh St.	Plattsburgh St.	1,385	3,400

Leading Scorers, Year-by-Year

Year	Player, School	G	A	P
2002	Lindsay Palmer, Elmira	2	5	7
2003	Kristin Sahlem, Manhattanville	3	1	4
	Mandy Stokes, Wis.-River Falls	1	3	4
2004	Jenn Clarke, Plattsburgh St.	2	2	4
2005	Jenn Clarke, Plattsburgh St.	2	4	6
2006	Annmarie Cellino, Middlebury	2	4	6

Individual Records

ALL GAMES

GOALS

3—Laura Hurd, Elmira vs. Gust. Adolphus, 3-8-2002; Kenzie Stensland, Gust. Adolphus vs. Elmira, 3-8-2002; Elizabeth Gibson, Plattsburgh St. vs. Bowdoin, 3-12-2005.

GOALS, TOURNAMENT

4—Laura Hurd, Elmira (3 vs. Gust. Adolphus, 1 vs. Manhattanville), 2002; Charissa Gawant, Elmira (2 vs. Plattsburgh St., 2 vs. Middlebury), 2005; Elizabeth Gibson, Plattsburgh St. (3 vs. Bowdoin, 0 vs. Elmira, 1 vs. Gust. Adolphus), 2005; Andrea Peterson, Gust. Adolphus (2 vs. Wis.-Stevens Point, 1 vs. Middlebury, 1 vs. Plattsburgh St.), 2005; Emily Quizon, Middlebury (0 vs. Manhattanville, 2 vs. Gust. Adolphus, 2 vs. Elmira), 2005.

FASTEST OPENING-GAME GOAL

0:07—Elizabeth Gibson, Plattsburgh St. vs. Bowdoin, 3-12-2005.

FASTEST GOAL, START OF PERIOD

0:07—Elizabeth Gibson, Plattsburgh St. vs. Bowdoin, 3-12-2005 (first).

FASTEST CONSECUTIVE GOALS

2:28—Elizabeth Gibson, Plattsburgh St. vs. Bowdoin, 3-12-2005 (first period).

FASTEST HAT TRICK

26:21—Elizabeth Gibson, Plattsburgh St. vs. Bowdoin, 3-12-2005.

ASSISTS

4—Lindsay Palmer, Elmira vs. Gust. Adolphus, 3-5-2002.

ASSISTS, TOURNAMENT

5—Lindsay Palmer, Elmira (4 vs. Gust. Adolphus, 1 vs. Manhattanville), 2002.

POINTS

5—Lindsay Palmer (1 goal, 4 assists), Elmira vs. Gust. Adolphus, 3-5-2002; Jenn Clarke (2 goals, 3 assists), Plattsburgh St. vs. Bowdoin, 3-12-2005; Lorna Gifis (2 goals, 3 assists), Middlebury vs. Gust. Adolphus, 3-18-2005.

POINTS, TOURNAMENT

7—Lindsay Palmer (2 goals, 5 assists), Elmira, 2002.

PENALTIES

3—Abby Kurtz-Phelan, Middlebury vs. Manhattanville, 3-10-2006; Tania Kenny, Middlebury vs. Gust. Adolphus, 3-17-2006; Sharis Smith, Plattsburgh St. vs. Middlebury, 3-18-2006.

SHUTOUTS, TOURNAMENT

2—Amy Statz, Wis.-Stevens Point (vs. Wis.-Superior and Gust. Adolphus), 2006.

SAVES

45—Monelle Quevillon, Williams vs. Manhattanville, 3-15-2003.

SAVES, PERIOD

25—Kate Kogut, Middlebury vs. Gust. Adolphus, 3-18-2005 (third).

SAVES, TOURNAMENT

92—Amy Statz, Wis.-Stevens Point (27 vs. Gust. Adolphus, 33 vs. Manhattanville, 32 vs. Middlebury), 2004.

CHAMPIONSHIP GAME

GOALS

2—Emily Quizon, Middlebury vs. Elmira, 3-19-2005.

FASTEST GAME-OPENING GOAL

2:36—Ashley Howe, Wis.-Stevens Point vs. Middlebury, 3-20-2004.

FASTEST GOAL, START OF PERIOD

:46—Laura Hurd, Elmira vs. Manhattanville, 3-9-2002 (third).

FASTEST CONSECUTIVE GOALS

None.

FASTEST HAT TRICK

None.

ASSISTS

2—Jaclyn O'Neil, Elmira vs. Manhattanville, 3-22-2003; Amy Rudisill, Elmira vs. Manhattanville, 3-22-2003.

POINTS

2—Lindsay Palmer (1 goal, 1 assist), Elmira vs. Manhattanville, 3-9-2002; Laura Hurd (1 goal, 1 assist), Elmira vs. Manhattanville, 3-22-2003; Jaclyn O'Neil (0 goals, 2 assists), Elmira vs. Manhattanville, 3-22-2003; Amy Rudisill (0 goals, 2 assists), Elmira vs. Manhattanville, 3-22-2003; Emily Quizon (2 goals, 0 assists), Middlebury vs. Elmira, 3-19-2005; Annmarie Cellino (1 goal, 1 assist), Middlebury vs. Plattsburgh St., 3-18-2006.

PENALTIES

3—Sharis Smith, Plattsburgh St. vs. Middlebury, 3-18-2006.

FEWEST GOALS ALLOWED

(Must have played at least 50 minutes)

1—Edith Racine, Elmira vs. Manhattanville, 3-9-2002; Renee Kirnan, Manhattanville vs. Elmira, 3-9-2002; Edith Racine, Elmira vs. Manhattanville, 3-22-2003; Kate Kogut, Middlebury vs. Wis.-Stevens Point, 3-20-2004; Kate Kogut, Middlebury vs. Plattsburgh St., 3-18-2006.

SAVES

38—Edith Racine, Elmira vs. Manhattanville, 3-22-2003.

SAVES, PERIOD

15—Edith Racine, Elmira vs. Manhattanville, 3-22-2003 (second).

Team Records

ALL GAMES

GOALS

9—Plattsburgh St. vs. Bowdoin, 3-12-2005.

WOMEN'S CHAMPIONSHIP RESULTS

GOALS, BOTH TEAMS

13—Elmira (8) vs. Gust. Adolphus (5), 3-8-2002; Plattsburgh St. (9) vs. Bowdoin (4), 3-12-2005.

GOALS, PERIOD

6—Plattsburgh St. vs. Bowdoin, 3-12-2005 (first).

GOALS, BOTH TEAMS, PERIOD

7—Plattsburgh St. (6) vs. Bowdoin (1), 3-12-2005 (first).

GOALS, TOURNAMENT

14—Middlebury (3 vs. Manhattanville [ot], 7 vs. Gust. Adolphus, 4 vs. Elmira), 2005.

GOALS, LOSING TEAM

5—Gust. Adolphus vs. Elmira (8), 3-8-2002.

FEWEST GOALS

0—St. Mary's (Minn.) vs. Gust. Adolphus (2), 3-5-2002; Middlebury vs. Bowdoin (3), 3-15-2003; Wis.-Stevens Point vs. Gust. Adolphus (3), 3-12-2005; Wis.-Superior vs. Wis.-Stevens Point (2), 3-11-2006; Gust. Adolphus vs. Wis.-Stevens Point (2), 3-18-2006.

FEWEST GOALS, BOTH TEAMS

2—St. Mary's (Minn.) (0) vs. Gust. Adolphus (2), 3-5-2002; Wis.-Stevens Point (2) vs. Wis.-Superior (0), 3-11-2006; Wis.-Stevens Point (2) vs. Gust. Adolphus (0), 3-18-2006.

WINNING MARGIN

5—Plattsburgh St. (9) vs. Bowdoin (4), 3-12-2005.

FASTEST CONSECUTIVE GOALS

0:28—Middlebury (Gloria Velez, then Lorna Gifis) vs. Gust. Adolphus, 3-18-2005 (second period).

FASTEST CONSECUTIVE GOALS, BOTH TEAMS

0:06—Gust. Adolphus (Andrea Peterson), then Middlebury (Lorna Gifis), 3-18-2005 (third period).

ASSISTS

12—Plattsburgh St. vs. Bowdoin, 3-12-2005.

ASSISTS, BOTH TEAMS

18—Plattsburgh St. (12) vs. Bowdoin (6), 3-12-2005.

ASSISTS, TOURNAMENT

17—Middlebury (5 vs. Manhattanville [ot], 8 vs. Gust. Adolphus, 4 vs. Elmira), 2005.

POINTS

21—Plattsburgh St. vs. Bowdoin, 3-12-2005 (nine goals, 12 assists).

POINTS, BOTH TEAMS

31—Plattsburgh St. [21 (nine goals, 12 assists)] vs. Bowdoin [10 (four goals, six assists)], 3-12-2005.

POINTS, TOURNAMENT

31—Middlebury (14 goals, 17 assists), 2005.

PENALTIES

10—Plattsburgh St. vs. Gust. Adolphus, 3-19-2005; Manhattanville vs. Middlebury, 3-10-2006; Middlebury vs. Plattsburgh St., 3-18-2006.

PENALTIES, BOTH TEAMS

17—Manhattanville (10) vs. Middlebury (7), 3-10-2006.

FEWEST PENALTIES

0—Middlebury vs. Wis.-Stevens Point, 3-20-2004.

FEWEST PENALTIES, BOTH TEAMS

3—Bowdoin (2) vs. Manhattanville (1), 3-8-2002; Elmira (1) vs. Manhattanville (2), 3-9-2002; Middlebury (0) vs. Wis.-Stevens Point (3), 3-20-2004.

SHOTS ON GOAL

50—Manhattanville vs. Williams, 3-15-2003.

SHOTS ON GOAL, BOTH TEAMS

76—Middlebury (39) vs. Manhattanville (37), 3-11-2005 (ot).

SHOTS ON GOAL, PERIOD

27—Gust. Adolphus vs. Middlebury, 3-18-2005 (third).

SHOTS ON GOAL, BOTH TEAMS, PERIOD

31—Gust. Adolphus (27) vs. Middlebury (4), 3-18-2005 (third).

FEWEST SHOTS ON GOAL

7—Wis.-Stevens Point vs. Gust. Adolphus, 3-12-2005.

FEWEST SHOTS ON GOAL, BOTH TEAMS

30—Bowdoin (12) vs. Plattsburgh St. (18), 3-13-2004; Plattsburgh St. (13) vs. Wis.-Stevens Point (17), 3-17-2006.

FEWEST SHOTS ON GOAL, REGULATION PERIOD

0—Wis.-Stevens Point vs. Wis.-Superior, 3-11-2006 (third).

FEWEST SHOTS ON GOAL, BOTH TEAMS, REGULATION PERIOD

6—Bowdoin (3) vs. Plattsburgh St. (3), 3-13-2004 (third).

CHAMPIONSHIP GAME GOALS

5—Elmira vs. Manhattanville (1), 3-22-2003.

GOALS, BOTH TEAMS

7—Middlebury (4) vs. Elmira (3), 3-19-2005.

GOALS, PERIOD

3—Middlebury vs. Elmira, 3-19-2005 (third).

GOALS, BOTH TEAMS, PERIOD

4—Middlebury (3) vs. Elmira (1), 3-19-2005 (third).

GOALS, LOSING TEAM

3—Elmira vs. Middlebury (4), 3-19-2005.

FEWEST GOALS

1—Manhattanville vs. Elmira (2), 3-9-2002; Manhattanville vs. Elmira (5), 3-22-2003; Wis.-Stevens Point vs. Middlebury (2), 3-20-2004; Plattsburgh St. vs. Middlebury (3), 3-18-2006.

FEWEST GOALS, BOTH TEAMS

3—Elmira (2) vs. Manhattanville (1), 3-9-2002; Middlebury (2) vs. Wis.-Stevens Point (1), 3-20-2004.

WINNING MARGIN

4—Elmira (5) vs. Manhattanville (1), 3-22-2003.

FASTEST CONSECUTIVE GOALS

1:17—Middlebury (Gloria Velez, then Emily Quizon) vs. Elmira, 3-19-2005 (third period).

FASTEST CONSECUTIVE GOALS, BOTH TEAMS

:53—Elmira (Lindsay Palmer), then Manhattanville (Kristin Sahlem), 3-9-2002.

ASSISTS

9—Elmira vs. Manhattanville, 3-22-2003.

ASSISTS, BOTH TEAMS

10—Elmira (9) vs. Manhattanville (1), 3-22-2003.

POINTS

14—Elmira (five goals, nine assists) vs. Manhattanville, 3-22-2003.

POINTS, BOTH TEAMS

16—Elmira [14 (five goals, nine assists)] vs. Manhattanville [2 (one goal, one assist)], 3-22-2003.

PENALTIES

10—Middlebury vs. Plattsburgh St., 3-18-2006.

PENALTIES, BOTH TEAMS

15—Middlebury (10) vs. Plattsburgh St. (5), 3-18-2006.

FEWEST PENALTIES

0—Middlebury vs. Wis.-Stevens Point, 3-20-2004.

FEWEST PENALTIES, BOTH TEAMS

3—Manhattanville (2) vs. Elmira (1), 3-9-2002; Middlebury (0) vs. Wis.-Stevens Point (3), 3-20-2004.

SHOTS ON GOAL

39—Manhattanville vs. Elmira, 3-22-2003.

SHOTS ON GOAL, BOTH TEAMS

68—Manhattanville (39) vs. Elmira (29), 3-22-2003.

SHOTS ON GOAL, PERIOD

16—Manhattanville vs. Elmira, 3-22-2003 (second).

SHOTS ON GOAL, BOTH TEAMS, PERIOD

26—Manhattanville (16) vs. Elmira (10), 3-22-2003 (second).

FEWEST SHOTS ON GOAL

15—Wis.-Stevens Point vs. Middlebury, 3-20-2004.

FEWEST SHOTS ON GOAL, BOTH TEAMS

45—Middlebury (20) vs. Plattsburgh St. (25), 3-18-2006.

FEWEST SHOTS ON GOAL, REGULATION PERIOD

2—Wis.-Stevens Point vs. Middlebury, 3-20-2004 (first).

FEWEST SHOTS ON GOAL, BOTH TEAMS, REGULATION PERIOD

12—Middlebury (5) vs. Plattsburgh St. (7), 3-18-2006 (third).

Won-Lost-Tied Records in Tournament Play

Team (Years Participated)	Yrs.	Won	Lost	Tied	Pct.	1st	2nd	3rd	4th
Bowdoin (2002-03-04-05)	4	3	5	0	.375	0	0	1	1
Elmira (2002-03-04-05-06)	5	5	3	0	.625	2	1	0	0
Gust. Adolphus (2002-04-05-06)	4	4	5	0	.444	0	0	2	1
Manhattanville (2002-03-04-05-06)	5	3	6	0	.333	0	2	0	1
Middlebury (2002-03-04-05-06)	5	9	2	0	.818	3	0	0	0
Plattsburgh St. (2004-05-06)	3	5	4	0	.556	0	1	1	1
St. Mary's (Minn.) (2002)	1	0	1	0	.000	0	0	0	0
St. Thomas (Minn.) (2003)	1	0	1	0	.000	0	0	0	0
Williams (2003)	1	0	1	0	.000	0	0	0	0
Wis.-River Falls (2003)	1	1	2	0	.333	0	0	0	1
Wis.-Stevens Point (2004-05-06)	3	4	3	0	.571	0	1	1	0
Wis.-Superior (2006)	1	0	1	0	.000	0	0	0	0

All-Time Results

2002 First Round: Gust. Adolphus 2, St. Mary's (Minn.) 0; Bowdoin 2, Middlebury 1. **Semifinals:** Elmira 8, Gust. Adolphus 5; Manhattanville 2, Bowdoin 1 (ot).

Third Place: Gust. Adolphus 2, Bowdoin 1. **Championship:** Elmira 2, Manhattanville 1.

2003 First Round: Wis.-River Falls 5, St. Thomas (Minn.) 1; Bowdoin 3, Middlebury 0; Manhattanville 5, Williams 1. **Semifinals:** Manhattanville 4, Bowdoin 1;

Elmira 2, Wis.-River Falls 1. **Third Place:** Bowdoin 4, Wis.-River Falls 2. **Championship:** Elmira 5, Manhattanville 1.

2004 First Round: Wis.-Stevens Point 3, Gust. Adolphus 2 (2 ot); Plattsburgh St. 2, Bowdoin 1; Middlebury 2, Elmira 1. **Semifinals:** Wis.-Stevens Point 4, Manhattanville 1; Middlebury 2, Plattsburgh St. 1.

Third Place: Plattsburgh St. 4, Manhattanville 2. **Championship:** Middlebury 2, Wis.-Stevens Point 1.


2005 First Round: Plattsburgh St. 9, Bowdoin 4; Middlebury 3, Manhattanville 2 (ot); Gust. Adolphus 3,

Wis.-Stevens Point 0. **Semifinals:** Elmira 4, Plattsburgh St. 3; Middlebury 7, Gust. Adolphus 3. **Third Place:** Gust. Adolphus 3, Plattsburgh St. 1. **Championship:** Middlebury 4, Elmira 3.

2006 First Round: Plattsburgh St. 4, Elmira 1; Wis.-Stevens Point 2, Wis.-Superior 0; Middlebury 4, Manhattanville 3. **Semifinals:** Plattsburgh St. 4, Wis.-Stevens Point 1; Middlebury 2, Gust. Adolphus 1. **Third Place:** Wis.-Stevens Point 2, Gust. Adolphus 0. **Championship:** Middlebury 3, Plattsburgh St. 1.

Women's Award Winners

Division I Awards 142
Division III Awards 143
Special Awards 144
Coaching Awards..... 144



Division I Awards

CCM All-America Teams

The CCM University Division all-America teams are sponsored by CCM, an international leader in hockey equipment, and chosen by members of the American Hockey Coaches Association.

2000-01

First Team

G—Erika Silva, Northeastern
D—Correne Bredin, Dartmouth
D—Courtney Kennedy, Minnesota
F—Jennifer Botterill, Harvard
F—Maria Rooth, Minn. Duluth
F—Tammy Shewchuk, Harvard

Second Team

G—Rachel Barrie, St. Lawrence
D—Isabelle Chartrand, St. Lawrence
D—Kerry Weiland, Wisconsin
F—Meghan Hunter, Wisconsin
F—Jessica Tabb, Providence
F—Brooke Whitney, Northeastern

2001-02

First Team

G—Tania Pinelli, Niagara
D—Ronda Curtin, Minnesota
D—Kerry Weiland, Wisconsin
F—Carly Haggard, Dartmouth
F—Maria Rooth, Minn. Duluth
F—Brooke Whitney, Northeastern

Second Team

G—Chanda Gunn, Northeastern
D—Kim Greene, Northeastern
D—Emma Laaksonen, Ohio St.
F—Nicole Corriero, Harvard
F—Meghan Hunter, Harvard
F—Kristy Zamora, Brown

2002-03

First Team

G—Jen Huggon, New Hampshire
D—Ronda Curtin, Minnesota
D—Angela Ruggiero, Harvard
F—Jennifer Botterill, Harvard
F—Natalie Darwitz, Minnesota
F—Jenny Potter, Minn. Duluth

Second Team

G—Rachel Barrie, St. Lawrence
D—Correne Bredin, Dartmouth
D—Kelli Halcisak, Providence
F—Julie Chu, Harvard
F—Maria Rooth, Minn. Duluth
F—Krissy Wendell, Minnesota

2003-04

First Team

G—Chanda Gunn, Northeastern
D—Kelli Halcisak, Providence
D—Angela Ruggiero, Harvard
F—Caroline Ouellette, Minn. Duluth
F—Jenny Potter, Minn. Duluth
F—Krissy Wendell, Minnesota

Second Team

G—Shari Vogt, Minn. St. Mankato
D—Carla Macleod, Wisconsin
D—Julianne Vasichek, Minn. Duluth
F—Nicole Corriero, Harvard
F—Natalie Darwitz, Minnesota
F—Gina Kingsbury, St. Lawrence

2004-05

First Team

G—Desi Clark, Mercyhurst
D—Molly Engstrom, Wisconsin
D—Lyndsay Wall, Minnesota
F—Natalie Darwitz, Minnesota
F—Caroline Ouellette, Minn. Duluth
F—Krissy Wendell, Minnesota


Second Team

G—Jody Horak, Minnesota
D—Carla Macleod, Wisconsin
D—Julianne Vasichek, Minn. Duluth
F—Julie Chu, Harvard
F—Nicole Corriero, Harvard
F—Katie Weatherston, Dartmouth

2005-06

First Team

G—Riitta Schaublin, Minn. Duluth
D—Martine Garland, New Hampshire
D—Bobbi-Jo Slusar, Wisconsin
F—Sara Bauer, Wisconsin
F—Sabrina Harbec, St. Lawrence
F—Sadie Wright-Ward, New Hampshire



New Hampshire's Sadie Wright-Ward was one of three Wildcats named CCM Division I all-Americans in 2006. Wright-Ward and Martine Garland were first-team selections, and Jennifer Hitchcock was a second-team pick.

Second Team

G—Kira Hurley, Clarkson
D—Kristin Gigliotti, Providence
D—Annie Gray, St. Lawrence
F—Jana Harrigan, Ohio St.
F—Jennifer Hitchcock, New Hampshire
F—Karen Thatcher, Providence

Division I First-Team All-America by School

DARTMOUTH (2)

2001—Correne Bredin, D
2002—Carly Haggard, F

HARVARD (5)

2001—Jennifer Botterill, F
Tammy Shewchuk, F
2003—Jennifer Botterill, F
Angela Ruggiero, D
2004—Angela Ruggiero, D

MERCYHURST (1)

2005—Desi Clark, G

MINNESOTA (8)

2001—Courtney Kennedy, D
2002—Ronda Curtin, D
2003—Ronda Curtin, D
Natalie Darwitz, F
2004—Krissy Wendell, F
2005—Natalie Darwitz, F
Lyndsay Wall, D
Krissy Wendell, F

MINN. DULUTH (7)

2001—Maria Rooth, F
2002—Maria Rooth, F
2003—Jenny Potter, F
2004—Caroline Ouellette, F
Jenny Potter, F
2005—Caroline Ouellette, F
2006—Riitta Schaublin, G

NEW HAMPSHIRE (3)

2003—Jen Huggon, G
2006—Martine Garland, D
Sadie Wright-Ward, F

NIAGARA (1)

2002—Tania Pinelli, G

NORTHEASTERN (3)

2001—Erika Silva, G
2002—Brooke Whitney, F
2004—Chanda Gunn, G

PROVIDENCE (1)

2004—Kelli Halcisak, D

ST. LAWRENCE (1)

2006—Sabrina Harbec, F

WISCONSIN (4)

2002—Kerry Weiland, D
2005—Molly Engstrom, D
2006—Sara Bauer, F
Bobbi-Jo Slusar, D

Division III Awards

CCM All-America Teams

The CCM College Division all-America teams are sponsored by CCM, an international leader in hockey equipment, and chosen by members of the American Hockey Coaches Association.

2001-02

East First Team

G—Nicole Elliott, Manhattanville
D—Catherine Elkins, Middlebury
D—Kristin Marie Anderson, Bowdoin
F—Shelly Chessie, Bowdoin
F—Laura Hurd, Elmira
F—Molly Wasserman, Williams

West First Team

G—Missie Meemken, St. Mary's (Minn.)
D—Lindsay Carlson, Wis.-Superior
D—Ellen Doyle, Gust. Adolphus
F—Sarah Moe, Gust. Adolphus
F—Ann Ninnemann, Wis.-Stevens Point
F—Melanie Salatino, Wis.-Superior

East Second Team

G—Karen Jamnik, Southern Me.
D—LeAnne Denman, Elmira
D—Jen Gorczynski, Rochester Inst.
F—Colleen Baude, Rochester Inst.
F—Amber Neil, Middlebury
F—Cherie Stewart, Manhattanville

2002-03

East First Team

G—Emily McKissock, Bowdoin
D—Beth Muir, Bowdoin
D—Amber Neil, Middlebury
F—Shelly Chessie, Bowdoin
F—Laura Hurd, Elmira
F—Angela Kapus, Middlebury

West First Team

G—Marlene Yaeger, Wis.-River Falls
D—Lindsay Carlson, Wis.-River Falls
D—Lindsay Weier, St. Olaf
F—Lauren Chezick, Augsburg
F—Jackie Schmitt, Wis.-Stevens Point
F—Ali Slinden, Wis.-River Falls

East Second Team

G—Edith Racine, Elmira
D—LeAnne Denman, Elmira
D—Jen Gorczynski, Rochester Inst.
F—Holly Manning, Southern Me.
F—Amy Quirion, Manhattanville
F—Molly Wasserman, Williams

2003-04

East First Team

G—Rosina Schiff, Rensselaer
D—Jen Gorczynski, Rochester Inst.
D—Shannon Tarrant, Middlebury
F—Elizabeth Gibson, Plattsburgh St.
F—Laura Hurd, Elmira
F—Molly Wasserman, Williams

West First Team

G—Becky Kilpatrick, St. Thomas (Minn.)
D—Lindsay Carlson, Wis.-River Falls
D—Andrea Peterson, Gust. Adolphus
F—Annie Annunziato, Augsburg
F—Emily Kearns, St. Mary's (Minn.)
F—Erin Kegley, Wis.-Superior

East Second Team

G—Carolyne Roy, Plattsburgh St.
D—LeAnne Denman, Elmira
D—Erin O'Brien, Plattsburgh St.
F—Lorna Gifis, Middlebury
F—Emily Quizon, Middlebury
F—Amanda Zimecki, Manhattanville

2004-05

East First Team

G—Edith Racine, Elmira
D—LeAnne Denman, Elmira
D—Erin O'Brien, Plattsburgh St.
F—Laura Hurd, Elmira
F—Emily Quizon, Middlebury
F—Cherie Stewart, Manhattanville

West First Team

G—Becky Kilpatrick, St. Thomas (Minn.)
D—Andrea Peterson, Gust. Adolphus
D—Jenny Wallace, Wis.-River Falls
F—Erin Kegley, Wis.-Superior
F—Jackie Schmitt, Wis.-Stevens Point
F—Laura Stypulkowski, Gust. Adolphus

East Second Team

G—Carolyne Roy, Plattsburgh St.
D—Shannon Tarrant, Middlebury
D—Ashley Trimble, Manhattanville
F—Elizabeth Gibson, Plattsburgh St.
F—Lorna Gifis, Middlebury
F—Julie Aho, Rensselaer

2005-06

East First Team

G—Bree Doyle, Plattsburgh St.
D—Kristen Cameron, Bowdoin
D—Cindy Lebel, St. Anselm
F—Jenn Clarke, Plattsburgh St.
F—Jill Nolan, Utica
F—Emily Quizon, Middlebury

West First Team

G—Rikki Nespor, Wis.-Superior
D—Andrea Peterson, Gust. Adolphus
D—Jenny Wallace, Wis.-River Falls
F—Molly Doyle, Gust. Adolphus
F—Erin Kegley, Wis.-Superior
F—Tanaya Reitz, St. Thomas (Minn.)

East Second Team

G—Kate Kogut, Middlebury
D—Shannon Tarrant, Middlebury
D—Ashley Trimble, Manhattanville
F—Danielle Blanchard, Plattsburgh St.
F—Annmarie Cellino, Middlebury
F—Amanda Nonis, Manhattanville



Photo by Gustavus Adolphus Sports Information

Molly Doyle of Gustavus Adolphus earned CCM Division III first-team all-America recognition in 2006.

Division III First-Team All-America by School

AUGSBURG (2)

2003—Lauren Chezick, F
2004—Annie Annunziato, F

BOWDOIN (6)

2002—Kristin Marie Anderson, D
Shelly Chessie, F

2003—Shelly Chessie, F
Emily McKissock, G
Beth Muir, D
2006—Kristen Cameron, D

ELMIRA (6)

2002—Laura Hurd, F
2003—Laura Hurd, F
2004—Laura Hurd, F
2005—LeAnne Denman, D
Laura Hurd, F
Edith Racine, G

GUST. ADOLPHUS (7)

2002—Ellen Doyle, D
Sarah Moe, F
2004—Andrea Peterson, D
2005—Andrea Peterson, D
Laura Stypulkowski, F
2005—Molly Doyle, F
Andrea Peterson, D

MANHATTANVILLE (2)

2002—Nicole Elliott, G
2005—Cherie Stewart, F

MIDDLEBURY (6)

2002—Catherine Elkins, D
2003—Angela Kapus, F
Amber Neil, D
2004—Shannon Tarrant, D
2005—Emily Quizon, F
2006—Emily Quizon, F

PLATTSBURGH ST. (4)

2004—Elizabeth Gibson, F
2005—Erin O'Brien, D
2006—Jenn Clarke, F
Bree Doyle, G

RENSSELAER (1)

2004—Rosina Schiff, G

ROCHESTER INST. (1)

2004—Jen Gorczynski, D

ST. ANSELM (1)

2006—Cindy Lebel, D

ST. MARY'S (MINN.) (2)

2002—Missie Meemken, G
2004—Emily Kearns, F

ST. OLAF (1)

2003—Lindsay Weier, D

ST. THOMAS (MINN.) (3)

2004—Becky Kilpatrick, G
2005—Becky Kilpatrick, G
2006—Tanaya Reitz, F

UTICA (1)

2006—Jill Nolan, F

WILLIAMS (2)

2002—Molly Wasserman, F
2004—Molly Wasserman, F

WIS.-RIVER FALLS (6)

2003—Lindsay Carlson, D
Ali Slinden, F
Marlene Yaeger, G
2004—Lindsay Carlson, D
2005—Jenny Wallace, D
2006—Jenny Wallace, D

WIS.-STEVENS POINT (3)

2002—Ann Ninnemann, F
2003—Jackie Schmitt, F
2005—Jackie Schmitt, F

WIS.-SUPERIOR (6)

2002—Lindsay Carlson, D
Melanie Salatino, F
2004—Erin Kegley, F
2005—Erin Kegley, F
2006—Erin Kegley, F
Rikki Nespor, G

Special Awards

PATTY KAZMAIER MEMORIAL AWARD

The award is presented annually by the USA Hockey Foundation to the top player in NCAA Division I women's ice hockey. The finalists are chosen by a 13-member selection committee comprised of NCAA Division I ice hockey coaches, representatives of the print and broadcast media, and a representative of USA Hockey, the national governing body for the sport of hockey in the United States.

Selection criteria for the Patty Kazmaier Memorial Award includes outstanding individual and team skills, sportsmanship, performance in the clutch, personal character, competitiveness, and a love of hockey. Consideration is also given to academic achievement and civic involvement. The award is supported in part by a grant from the National Hockey League Foundation.

Presented annually since 1998, the Patty Kazmaier Memorial Award is named in honor of the late Patty Kazmaier, a four-year varsity hockey letterwinner and three-time Ivy League champion with Princeton. Kazmaier-Sandt passed away in 1990 at the age of 28.

- 1998 Brandy Fisher, New Hampshire
- 1999 A.J. Mieczko, Harvard
- 2000 Ali Brewer, Brown
- 2001 Jennifer Botterill, Harvard
- 2002 Brooke Whitney, Northeastern
- 2003 Jennifer Botterill, Harvard
- 2004 Angela Ruggiero, Harvard
- 2005 Krissy Wendell, Minnesota
- 2006 Sara Bauer, Wisconsin

COLLEGE DIVISION PLAYER OF THE YEAR

Presented by the American Hockey Coaches Association.

- 2000 Sylvia Ryan, Middlebury, forward
- 2001 Michelle Labbe, Middlebury, forward
- 2002 Sarah Moe, Gust. Adolphus, forward
- 2003 Angela Kapus, Middlebury, forward/defense
- 2004 Molly Wasserman, Williams, forward
- 2005 Laura Hurd, Elmira, forward
- 2006 Emily Quizon, Middlebury, forward

Coaching Awards

AHCA Coach of the Year

The American Hockey Coaches Association Coach of the Year selections are made by members of the AHCA.

Division I

- 2001 Paul Flanagan, St. Lawrence
- 2002 Laura Halldorson, Minnesota
- 2003 Shannon Miller, Minn. Duluth
- 2004 Laura Halldorson, Minnesota
- 2005 Mike Sisti, Mercyhurst
- 2006 Mark Johnson, Wisconsin

Division III

- 2001 Bill Mandigo, Middlebury
- 2002 Jamie Wood, Elmira
- 2003 Michele Amidon, Bowdoin
- 2004 Bill Mandigo, Middlebury
- 2005 Bill Mandigo, Middlebury
- 2006 Kevin Houle, Plattsburgh St.

Women's Coaching Records

All-Divisions Coaching Records.....	146
Winningest Coaches All-Time by Percentage	146
Winningest Coaches All-Time by Victories	146
Winningest Active Coaches by Percentage	146
Winningest Active Coaches by Victories	146
Division I Coaching Records.....	147
Winningest Active Coaches by Percentage	147
Winningest Active Coaches by Victories	147
Winningest Coaches All-Time by Percentage	147
Winningest Coaches All-Time by Victories	147
Division III Coaching Records.....	147
Winningest Active Coaches by Percentage	147
Winningest Active Coaches by Victories	148
Winningest Coaches All-Time by Percentage	148
Winningest Coaches All-Time by Victories	148



All-Divisions Coaching Records

Winningest Coaches All-Time

(Minimum 10 years as a head coach; includes all victories as coach at a four-year institution)

BY PERCENTAGE

Coach (Team[s], Years)	Yrs.	Won	Lost	Tied	Pct.#
1. Russ McCurdy (New Hampshire 1978-92)	15	264	36	10	.868
2. *Bill Mandigo (Middlebury 1989-06)	18	329	86	11	.785
3. Don MacLeod (Northeastern 1982-92)	11	210	60	6	.772
4. *Laura Halldorson (Colby 1990-96; Minnesota 1998-06)	16	314	130	30	.694
5. Karen Kay (New Hampshire 1993-02)	10	215	90	25	.689
6. *Katey Stone (Harvard 1995-06)	12	245	116	17	.671
7. *Digit Murphy (Brown 1990-06)	17	291	143	41	.656
8. George Crowe (Dartmouth 1987-98)	12	196	107	20	.638
9. John Marchetti (Providence 1981-94; Yale 1998-02)	19	292	173	26	.621
10. Bill Duthie (Cornell 1973-84)	12	135	85	5	.611
11. John Dooley (Harvard 1982-94)	13	162	115	11	.582
12. *Jill Pohilla (Augsburg 1996-06)	11	152	110	18	.575
13. *Jeff Kampersal (Princeton 1997-06)	10	156	121	25	.558
14. *Heather Linstad (Northeastern 1993-00; Connecticut 2001-06)	14	223	173	49	.556
15. Bob Ewell (Colby 1979-85; Princeton 1986-91)	13	129	115	10	.528
16. Bernie McKinnon (St. Lawrence 1979-96)	18	170	164	14	.509
17. *Jackie Barto (Providence 1995-99; Ohio St. 2000-06)	12	172	183	36	.486
18. Steve Shea (Brown 1976-89)	14	115	128	10	.474
19. *Donna Wright (Wesleyan [Conn.] 1996-06)	11	101	143	20	.420
20. *Tom O'Malley (Boston College 1995-99; Wayne St. [Mich.] 2000-03; Sacred Heart 2004-06)	12	99	224	26	.321

*Active coach. #Ties computed as half win, half loss.

BY VICTORIES

Coach (Team[s], Years)	Yrs.	Won	Lost	Tied	Pct.#
1. *Bill Mandigo (Middlebury 1989-06)	18	329	86	11	.785
2. *Laura Halldorson (Colby 1990-96; Minnesota 1998-06)	16	314	130	30	.694
3. John Marchetti (Providence 1981-94; Yale 1998-02)	19	292	173	26	.621
4. *Digit Murphy (Brown 1990-06)	17	291	143	41	.656
5. Russ McCurdy (New Hampshire 1978-92)	15	264	36	10	.868
6. *Katey Stone (Harvard 1995-06)	12	245	116	17	.671
7. *Heather Linstad (Northeastern 1993-00; Connecticut 2001-06)	14	223	173	49	.556
8. Karen Kay (New Hampshire 1993-02)	10	215	90	25	.689
9. Don MacLeod (Northeastern 1982-92)	11	210	60	6	.772
10. George Crowe (Dartmouth 1987-98)	12	196	107	20	.638
11. *Jackie Barto (Providence 1995-99; Ohio St. 2000-06)	12	172	183	36	.486
12. Bernie McKinnon (St. Lawrence 1979-96)	18	170	164	14	.509
13. John Dooley (Harvard 1982-94)	13	162	115	11	.582
14. *Jeff Kampersal (Princeton 1997-06)	10	156	121	25	.558
15. *Jill Pohilla (Augsburg 1996-06)	11	152	110	18	.575
16. Bill Duthie (Cornell 1973-84)	12	135	85	5	.611
17. Bob Ewell (Colby 1979-85; Princeton 1986-91) ..	13	129	115	10	.528
18. Steve Shea (Brown 1976-89)	14	115	128	10	.474
19. *Donna Wright (Wesleyan [Conn.] 1996-06) ..	11	101	143	20	.420
20. *Tom O'Malley (Boston College 1995-99; Wayne St. [Mich.] 2000-03; Sacred Heart 2004-06)	12	99	224	26	.321

*Active coach. #Ties computed as half win, half loss.

Winningest Active Coaches

(Minimum 5 years as a head coach; includes all victories as coach at a four-year institution)

BY PERCENTAGE

Coach, Team	Yrs.	Won	Lost	Tied	Pct.*
1. Bill Mandigo, Middlebury	18	329	86	11	.785
2. Shannon Miller, Minn. Duluth	7	176	46	20	.769
3. Mike Carroll, Gust. Adolphus	7	147	45	11	.751



Photo by Brown Sports Information

Digit Murphy's 291 career wins, all at Brown, place her fourth on the all-time all-divisions list.

Coach, Team	Yrs.	Won	Lost	Tied	Pct.*
4. Michael Sisti, Mercyhurst	7	163	59	17	.718
5. Paul Flanagan, St. Lawrence	7	173	65	20	.709
6. Laura Halldorson, Minnesota	16	314	130	30	.694
7. Katey Stone, Harvard	12	245	116	17	.671
8. Kevin Gorg, St. Thomas (Minn.)	8	128	63	12	.660
9. Digit Murphy, Brown	17	291	143	41	.656
10. Rick Seeley, Clarkson	6	105	59	14	.629
11. Bob Deraney, Providence	7	141	81	27	.620
12. David Venditti, Colby	6	82	53	12	.599
13. Joe Cranston, Wis.-River Falls	7	99	71	11	.577
14. Jill Pohilla, Augsburg	11	152	110	18	.575
15. David Clausen, Utica	5	70	51	8	.574
16. Jeff Kampersal, Princeton	10	156	121	25	.558
17. Heather Linstad, Connecticut	14	223	173	49	.556
18. Jackie Barto, Ohio St.	12	172	183	36	.486
19. Peter VanBuskirk, Holy Cross	6	69	74	8	.483
20. Shannon Bryant, Hamilton	6	60	77	6	.441

*Ties computed as half win, half loss.

BY VICTORIES

Coach, Team	Yrs.	Won	Lost	Tied	Pct.*
1. Bill Mandigo, Middlebury	18	329	86	11	.785
2. Laura Halldorson, Minnesota	16	314	130	30	.694
3. Digit Murphy, Brown	17	291	143	41	.656
4. Katey Stone, Harvard	12	245	116	17	.671
5. Heather Linstad, Connecticut	14	223	173	49	.556
6. Shannon Miller, Minn. Duluth	7	176	46	20	.769
7. Paul Flanagan, St. Lawrence	7	173	65	20	.709
8. Jackie Barto, Ohio St.	12	172	183	36	.486
9. Michael Sisti, Mercyhurst	7	163	59	17	.718
10. Jeff Kampersal, Princeton	10	156	121	25	.558
11. Jill Pohilla, Augsburg	11	152	110	18	.575
12. Mike Carroll, Gust. Adolphus	7	147	45	11	.751
13. Bob Deraney, Providence	7	141	81	27	.620
14. Kevin Gorg, St. Thomas (Minn.)	8	128	63	12	.660
15. Rick Seeley, Clarkson	6	105	59	14	.629
16. Donna Wright, Wesleyan (Conn.)	11	101	143	20	.420
17. Joe Cranston, Wis.-River Falls	7	99	71	11	.577
18. Tom O'Malley, Sacred Heart	12	99	224	26	.321
19. David Venditti, Colby	6	82	53	12	.599
20. Jeff Vizenor, Minn. St. Mankato	7	79	118	26	.413

*Ties computed as half win, half loss.

Division I Coaching Records

Winningest Active Coaches

(Minimum five years as a Division I head coach; includes all victories as coach at a four-year institution.)

BY PERCENTAGE

Coach, Team	Yrs.	Won	Lost	Tied	Pct.*
1. Shannon Miller, Minn. Duluth	7	176	46	20	.769
2. Michael Sisti, Mercyhurst	7	163	59	17	.718
3. Paul Flanagan, St. Lawrence	7	173	65	20	.709
4. Laura Halldorson, Minnesota	16	314	130	30	.694
5. Katey Stone, Harvard	12	245	116	17	.671
6. Digit Murphy, Brown	17	291	143	41	.656
7. Bob Deraney, Providence	7	141	81	27	.620
8. Jeff Kampersal, Princeton	10	156	121	25	.558
9. Heather Linstad, Connecticut	14	223	173	49	.556
10. Jackie Barto, Ohio St.	12	172	183	36	.486

*Ties computed as half win, half loss.

BY VICTORIES

Coach, Team	Yrs.	Won	Lost	Tied	Pct.*
1. Laura Halldorson, Minnesota	16	314	130	30	.694
2. Digit Murphy, Brown	17	291	143	41	.656
3. Katey Stone, Harvard	12	245	116	17	.671
4. Heather Linstad, Connecticut	14	223	173	49	.556
5. Shannon Miller, Minn. Duluth	7	176	46	20	.769
6. Paul Flanagan, St. Lawrence	7	173	65	20	.709
7. Jackie Barto, Ohio St.	12	172	183	36	.486
8. Michael Sisti, Mercyhurst	7	163	59	17	.718
9. Jeff Kampersal, Princeton	10	156	121	25	.558
10. Bob Deraney, Providence	7	141	81	27	.620

*Ties computed as half win, half loss.

Winningest Coaches All-Time

(Minimum 10 years as a Division I head coach; includes all victories as coach at a four-year institution.)

BY PERCENTAGE

Coach (Team, Years)	Yrs.	Won	Lost	Tied	Pct.#
1. Russ McCurdy (New Hampshire 1978-92)	15	264	36	10	.868
2. Don MacLeod (Northeastern 1982-92)	11	210	60	6	.772
3. Karen Kay (New Hampshire 1993-02)	10	215	90	25	.689
4. *Katey Stone (Harvard 1995-06)	12	245	116	17	.671
5. *Digit Murphy (Brown 1990-06)	17	291	143	41	.656
6. George Crowe (Dartmouth 1987-98)	12	196	107	20	.638
7. John Marchetti (Providence 1981-94; Yale 1998-02)	19	292	173	26	.621
8. Bill Duthie (Cornell 1973-84)	12	135	85	5	.611
9. John Dooley (Harvard 1982-94)	13	162	115	11	.582
10. *Heather Linstad (Northeastern 1993-00; Connecticut 2001-06)	14	223	173	49	.556

*Active coach. #Ties computed as half win, half loss.

BY VICTORIES

Coach (Team, Years)	Yrs.	Won	Lost	Tied	Pct.#
1. John Marchetti (Providence 1981-94; Yale 1998-02)	19	292	173	26	.621
2. *Digit Murphy (Brown 1990-06)	17	291	143	41	.656
3. Russ McCurdy (New Hampshire 1978-92)	15	264	36	10	.868
4. *Heather Linstad (Northeastern 1993-00; Connecticut 2001-06)	14	223	173	49	.556
5. *Katey Stone (Harvard 1995-06)	12	245	116	17	.671
6. Karen Kay (New Hampshire 1993-02)	10	215	90	25	.689
7. Don MacLeod (Northeastern 1982-92)	11	210	60	6	.772
8. George Crowe (Dartmouth 1987-98)	12	196	107	20	.638
9. *Jackie Barto (Providence 1995-99; Ohio St. 2000-06)	12	172	183	36	.486
10. John Dooley (Harvard 1982-94)	13	162	115	11	.582

*Active coach. #Ties computed as half win, half loss.

Division III Coaching Records

Winningest Active Coaches

(Minimum five years as a Division III head coach; includes all victories as coach at a four-year institution.)

BY PERCENTAGE

Coach, Team	Yrs.	Won	Lost	Tied	Pct.*
1. Bill Mandigo, Middlebury	18	329	86	11	.785
2. Mike Carroll, Gust. Adolphus	7	147	45	11	.751
3. Kevin Gorg, St. Thomas (Minn.)	8	128	63	12	.660
4. David Venditti, Colby	6	82	53	12	.599
5. Joe Cranston, Wis.-River Falls	7	99	71	11	.577
6. Jill Pohhilla, Augsburg	11	152	110	18	.575
7. David Clausen, Utica	5	70	51	8	.574
8. Shannon Bryant, Hamilton	6	60	77	6	.441
9. Donna Wright, Wesleyan (Conn.)	11	101	143	20	.420
10. Bob Filighera, Buffalo St.	8	56	94	14	.384

*Ties computed as half win, half loss.



Bill Mandigo has compiled a record of 329-86-11 for a winning percentage of .785 during his 18 years at Middlebury. He is the leader among women's ice hockey coaches all-time in victories and is second in winning percentage.

Photo by Middlebury Sports Information

BY VICTORIES

Coach, Team	Yrs.	Won	Lost	Tied	Pct.*
1. Bill Mandigo, Middlebury	18	329	86	11	.785
2. Jill Pohhilla, Augsburg	11	152	110	18	.575
3. Mike Carroll, Gust. Adolphus	7	147	45	11	.751
4. Kevin Gorg, St. Thomas (Minn.)	8	128	63	12	.660
5. Donna Wright, Wesleyan (Conn.)	11	101	143	20	.420
6. Joe Cranston, Wis.-River Falls	7	99	71	11	.577
7. David Venditti, Colby	6	82	53	12	.599
8. David Clausen, Utica	5	70	51	8	.574
9. Shannon Bryant, Hamilton	6	60	77	6	.441
10. Bob Filighera, Buffalo St.	8	56	94	14	.384

*Ties computed as half win, half loss.

Winningest Coaches All-Time

(Minimum 10 years as a head coach at an NCAA Division III school.)

BY PERCENTAGE

Coach (Team, Years)	Yrs.	Won	Lost	Tied	Pct.#
1. *Bill Mandigo (Middlebury 1989-06)	18	329	86	11	.785
2. *Jill Pohhilla (Augsburg 1996-06)	11	152	110	18	.575
3. *Donna Wright (Wesleyan [Conn.] 1996-06) ..	11	101	143	20	.420

*Active coach. #Ties computed as half win, half loss.

BY VICTORIES

Coach (Team, Years)	Yrs.	Won	Lost	Tied	Pct.#
1. *Bill Mandigo (Middlebury 1989-06)	18	329	86	11	.785
2. *Jill Pohhilla (Augsburg 1996-06)	11	152	110	18	.575
3. *Donna Wright (Wesleyan [Conn.] 1996-06) ..	11	101	143	20	.420

*Active coach. #Ties computed as half win, half loss.

2006 Women's Statistical Leaders

Division I Individual Leaders	150
Division I Team Leaders	151
Division III Individual Leaders	152
Division III Team Leaders	154



2006 Division I Individual Leaders

(*Team was reclassifying to Division I in 2006)

Points Per Game

Player, Team	Cl.	Games	Goals	Asst.	Pts.	Avg.
1. Jennifer Hitchcock, New Hampshire..	So.	37	30	36	66	1.78
2. Gina Arnone, Sacred Heart.....	Fr.	24	23	19	42	1.75
3. Sabrina Harbec, St. Lawrence.....	So.	36	25	36	61	1.69
4. Sadie Wright-Ward, New Hampshire.....	So.	37	28	33	61	1.65
5. Sara Bauer, Wisconsin.....	Jr.	39	22	36	58	1.49
6. Valerie Chouinard, Mercyhurst.....	Fr.	35	26	25	51	1.46
7. Sam Faber, New Hampshire.....	Fr.	37	22	29	51	1.38
8. Melissa Boal, Wayne St. (Mich.)....	Fr.	35	23	25	48	1.37
9. Karen Thatcher, Providence.....	Sr.	35	18	29	47	1.34
10. Michelle Panella, Sacred Heart.....	Jr.	29	18	20	38	1.31
11. Jana Harrigan, Ohio St.	Sr.	36	23	24	47	1.31
12. Hayley Moore, Brown.....	So.	33	25	18	43	1.30
13. Noemie Marin, Minn. Duluth.....	Jr.	30	22	17	39	1.30
14. Erica McKenzie, Minnesota.....	So.	41	27	26	53	1.29
15. Sam Poyton, Wayne St. (Mich.).....	Fr.	35	29	16	45	1.29
16. Jessica Koizumi, Minn. Duluth.....	Jr.	34	17	26	43	1.26
17. Kristy Onincox, St. Cloud St.....	Sr.	37	15	29	44	1.19
18. Carson Duggan, St. Lawrence.....	Fr.	36	28	14	42	1.17
19. Julia Colizza, Mercyhurst.....	Jr.	37	20	22	42	1.14
20. Gigi Marvin, Minnesota.....	Fr.	41	16	30	46	1.12

Goals Per Game

Player, Team	Cl.	Games	Goals	Avg.
1. Gina Arnone, Sacred Heart.....	Fr.	24	23	0.96
2. Sam Poyton, Wayne St. (Mich.).....	Fr.	35	29	0.83
3. Jennifer Hitchcock, New Hampshire.....	So.	37	30	0.81
4. Carson Duggan, St. Lawrence.....	Fr.	36	28	0.78
5. Annie Greenwood, Princeton.....	Fr.	33	25	0.76
Hayley Moore, Brown.....	So.	33	25	0.76
7. Sadie Wright-Ward, New Hampshire.....	So.	37	28	0.76
8. Valerie Chouinard, Mercyhurst.....	Fr.	35	26	0.74
9. Noemie Marin, Minn. Duluth.....	Jr.	30	22	0.73
10. Sabrina Harbec, St. Lawrence.....	So.	36	25	0.69
11. Michaela Lanzl, Minn. Duluth.....	Fr.	26	18	0.69
12. Erica McKenzie, Minnesota.....	So.	41	27	0.66
13. Melissa Boal, Wayne St. (Mich.).....	Fr.	35	23	0.66
14. Jana Harrigan, Ohio St.	Sr.	36	23	0.64
15. Michelle Panella, Sacred Heart.....	Jr.	29	18	0.62
16. Sam Faber, New Hampshire.....	Fr.	37	22	0.59
17. Leah Craig, New Hampshire.....	So.	34	20	0.59
18. Jinelle Zaugg, Wisconsin.....	So.	41	24	0.59
19. Sara Bauer, Wisconsin.....	Jr.	39	22	0.56
20. Sonny Watrous, Providence.....	Jr.	35	19	0.54
* Nicole McDonald, Rensselaer.....	Fr.	23	17	0.74

Assists Per Game

Player, Team	Cl.	Games	Assists	Avg.
1. Sabrina Harbec, St. Lawrence.....	So.	36	36	1.00
2. Jennifer Hitchcock, New Hampshire.....	So.	37	36	0.97
3. Martine Garland, New Hampshire.....	So.	34	32	0.94
4. Sara Bauer, Wisconsin.....	Jr.	39	36	0.92
5. Sadie Wright-Ward, New Hampshire.....	So.	37	33	0.89
6. Karen Thatcher, Providence.....	Sr.	35	29	0.83
7. Meaghan Mikkelsen, Wisconsin.....	Jr.	34	28	0.82
8. Gina Arnone, Sacred Heart.....	Fr.	24	19	0.79
9. Sam Faber, New Hampshire.....	Fr.	37	29	0.78
Kristy Onincox, St. Cloud St.....	Sr.	37	29	0.78
11. Jessica Koizumi, Minn. Duluth.....	Jr.	34	26	0.76
12. Gigi Marvin, Minnesota.....	Fr.	41	30	0.73
13. Annie Guay, St. Lawrence.....	So.	36	26	0.72
14. Bobbi-Jo Slusar, Wisconsin.....	Jr.	39	28	0.72
15. Melissa Boal, Wayne St. (Mich.).....	Fr.	35	25	0.71
Valerie Chouinard, Mercyhurst.....	Fr.	35	25	0.71
Lindsay DiPietro, Wayne St. (Mich.).....	Fr.	35	25	0.71
Jennifer Raimondi, Harvard.....	Sr.	35	25	0.71

Power-Play Goals

Player, Team	Cl.	Games	PPG
1. Jennifer Hitchcock, New Hampshire.....	So.	37	14
2. Annie Greenwood, Princeton.....	Fr.	33	12

Player, Team

Player, Team	Cl.	Games	PPG
3. Melissa Boal, Wayne St. (Mich.).....	Fr.	35	11
Sam Poyton, Wayne St. (Mich.).....	Fr.	35	11
5. Marianna Locke, St. Lawrence.....	Fr.	38	10
Jinelle Zaugg, Wisconsin.....	So.	41	10
7. Jenny Brine, Harvard.....	Fr.	35	9
Sabrina Harbec, St. Lawrence.....	So.	36	9
9. Michaela Lanzl, Minn. Duluth.....	Fr.	26	8
Keaton Zucker, Brown.....	Sr.	33	8
Vicky Graham, Quinnipiac.....	Jr.	34	8
Sonny Watrous, Providence.....	Jr.	35	8
Carson Duggan, St. Lawrence.....	Fr.	36	8
Crystal Connors, St. Lawrence.....	Jr.	37	8
Kristy Onincox, St. Cloud St.....	Sr.	37	8
Sadie Wright-Ward, New Hampshire.....	So.	37	8
Erica McKenzie, Minnesota.....	So.	41	8
18. Sonia Corriveau, Maine.....	Jr.	30	7
Noemie Marin, Minn. Duluth.....	Jr.	30	7
Leah Craig, New Hampshire.....	So.	34	7
Kristin Gigliotti, Providence.....	Jr.	34	7
Valerie Chouinard, Mercyhurst.....	Fr.	35	7
Sarah Feldman, Boston College.....	So.	35	7
Katelynn Laffin, Providence.....	Sr.	35	7
Sarah Wilson, Harvard.....	Fr.	35	7
Ashley Shaidle, Clarkson.....	Jr.	37	7
Gigi Marvin, Minnesota.....	Fr.	41	7

Short-Handed Goals

Player, Team	Cl.	Games	SHG
1. Jana Harrigan, Ohio St.	Sr.	36	6
2. Karen Thatcher, Providence.....	Sr.	35	4
Julia Colizza, Mercyhurst.....	Jr.	37	4
4. Katelin McLaughlin, Sacred Heart.....	So.	29	3
Charde Hoyle-Levy, Niagara.....	So.	31	3
Hayley Moore, Brown.....	So.	33	3
Sam Hunt, Colgate.....	Fr.	34	3
Allison Paiano, Colgate.....	Sr.	34	3
Sara Bauer, Wisconsin.....	Jr.	39	3
10. Kristin Savard, Yale.....	Jr.	31	2
Rachel Crissy, Providence.....	So.	33	2
Jaclyn Hawkins, Connecticut.....	So.	33	2
Nikki Petrich, Northeastern.....	So.	33	2
Crystal Rochon, Northeastern.....	Jr.	33	2
Maggie Taverna, Boston College.....	Fr.	35	2
Maggie Fisher, Minn. St. Mankato.....	Fr.	36	2
Sabrina Harbec, St. Lawrence.....	So.	36	2
Emilie Berlinguette, St. Lawrence.....	Sr.	37	2
Sam Faber, New Hampshire.....	Fr.	37	2
Jennifer Hitchcock, New Hampshire.....	So.	37	2
Erica McKenzie, Minnesota.....	So.	41	2
* Emily Donowick, Rensselaer.....	Fr.	24	2

Game-Winning Goals

Player, Team	Cl.	Games	GWG
1. Erica McKenzie, Minnesota.....	So.	41	8
Jinelle Zaugg, Wisconsin.....	So.	41	8
3. Gina Arnone, Sacred Heart.....	Fr.	24	6
Sara O'Toole, Minn. Duluth.....	Fr.	34	6
Valerie Chouinard, Mercyhurst.....	Fr.	35	6
Sam Poyton, Wayne St. (Mich.).....	Fr.	35	6
Sabrina Harbec, St. Lawrence.....	So.	36	6
Sara Bauer, Wisconsin.....	Jr.	39	6
Bobbi Ross, Minnesota.....	So.	40	6
10. Michaela Lanzl, Minn. Duluth.....	Fr.	26	5
Annie Greenwood, Princeton.....	Fr.	33	5
Hayley Moore, Brown.....	So.	33	5
Ashley Payton, Providence.....	Fr.	35	5
Liza Salley, Harvard.....	Jr.	35	5
Sonny Watrous, Providence.....	Jr.	35	5
Carson Duggan, St. Lawrence.....	Fr.	36	5
Julia Colizza, Mercyhurst.....	Jr.	37	5
Jennifer Hitchcock, New Hampshire.....	So.	37	5
Ashley Shaidle, Clarkson.....	Jr.	37	5
Angie Keseley, Wisconsin.....	Fr.	41	5

Goals-Against Average

Player, Team	Cl.	Mins.	GA	GA Avg.
1. Kim Hanlon, Minnesota	Fr.	1,017	19	1.12
2. Melissa Bourdon, New Hampshire	Jr.	1,924	38	1.18
3. Meaghan Guckian, St. Lawrence	So.	993	21	1.27
4. Jess Moffatt, St. Lawrence	Sr.	1,220	26	1.28
5. Kira Hurley, Clarkson	Jr.	1,951	42	1.29
6. Meghan Horras, Wisconsin	Sr.	1,127	29	1.54
7. Riitta Schaublin, Minn. Duluth	Jr.	1,951	51	1.57
8. Roxanne Gaudiel, Princeton	Sr.	1,801	49	1.63
9. Laura Hosier, Mercyhurst	Jr.	1,648	50	1.82
10. Brittany Chartier, Minnesota	Fr.	1,430	49	2.06
11. Ali Boe, Harvard	Sr.	1,732	61	2.11
12. Alison Quandt, Boston College	Sr.	1,662	60	2.17
13. O'Hara Shipe, Brown	So.	1,163	42	2.17
14. Tiffany Thompson, Wayne St. (Mich.)	So.	799	29	2.18
15. Kaitlyn Shain, Connecticut	Sr.	1,664	63	2.27
16. Geneieve Turgeon, Maine	Fr.	1,246	48	2.31
17. Valery Turcotte, Wayne St. (Mich.)	So.	1,324	53	2.40
18. Kate Lane, Dartmouth	Sr.	1,194	48	2.41
19. Sarah Love, Yale	Sr.	1,543	63	2.45
20. Lauri St. Jacques, St. Cloud St.	Jr.	1,495	62	2.49
* Rosina Schiff, Rensselaer	Sr.	797	26	1.96

Save Percentage

Player, Team	Cl.	GA	Saves	Pct.
1. Kim Hanlon, Minnesota	Fr.	19	314	.943
2. Riitta Schaublin, Minn. Duluth	Jr.	51	838	.943
3. Jess Moffatt, St. Lawrence	Sr.	26	419	.942
4. Kira Hurley, Clarkson	Jr.	42	622	.937
5. Meaghan Guckian, St. Lawrence	So.	21	302	.935
6. Meghan Horras, Wisconsin	Sr.	29	375	.928
7. Kaitlyn Shain, Connecticut	Sr.	63	785	.926
8. O'Hara Shipe, Brown	So.	42	521	.925
9. Allison Rutledge, Niagara	Jr.	90	1,103	.925
10. Melissa Bourdon, New Hampshire	Jr.	38	465	.924
11. Roxanne Gaudiel, Princeton	Sr.	49	594	.924
12. Briitni Kehler, Minn. St. Mankato	So.	63	754	.923
13. Ali Boe, Harvard	Sr.	61	724	.922
14. Tiffany Thompson, Wayne St. (Mich.)	So.	29	344	.922
15. Sarah Love, Yale	Sr.	63	717	.919
16. Brook Wheeler, Colgate	Jr.	65	720	.917
17. Lauri St. Jacques, St. Cloud St.	Jr.	62	679	.916
18. Brittany Chartier, Minnesota	Fr.	49	516	.913
19. Erika Vanderveer, Ohio St.	Jr.	69	717	.912
20. Katie Nichols, Vermont	Jr.	44	452	.911
* Rosina Schiff, Rensselaer	Sr.	26	283	.916

Goalie Winning Percentage

Name, Team	Cl.	W-L-T	Pct.†
1. Melissa Bourdon, New Hampshire	Jr.	28-3-1	.891
2. Meghan Horras, Wisconsin	Sr.	16-2-1	.868
3. Jess Moffatt, St. Lawrence	Sr.	18-3-0	.857
4. Meaghan Guckian, St. Lawrence	So.	13-2-2	.824
Kim Hanlon, Minnesota	Fr.	14-3-0	.824
6. Roxanne Gaudiel, Princeton	Sr.	19-7-4	.700
7. Riitta Schaublin, Minn. Duluth	Jr.	20-9-3	.672
8. Alison Quandt, Boston College	Sr.	17-8-2	.667
9. Brittany Chartier, Minnesota	Fr.	15-8-1	.646
10. Kira Hurley, Clarkson	Jr.	21-13-1	.614
11. Laura Hosier, Mercyhurst	Jr.	14-8-5	.611
12. O'Hara Shipe, Brown	So.	10-6-3	.605
13. Ali Boe, Harvard	Sr.	15-11-2	.571
14. Geneieve Turgeon, Maine	Fr.	9-8-4	.524
15. Jana Bugden, Providence	Sr.	14-14-4	.500
* Rosina Schiff, Rensselaer	Sr.	9-4-1	.679

†Ties computed as half win and half loss.



Yale's Sarah Love completed her collegiate career by placing 15th in save percentage last season in Division I with a mark of .919.

Photo by Yale Sports Information

WOMEN'S STATISTICAL LEADERS

Division I Team Leaders

(*Team was reclassifying to Division I in 2006)

Scoring Offense

Team	Games	Goals	Avg.
1. New Hampshire	37	178	4.81
2. St. Lawrence	38	148	3.89
3. Wisconsin	41	155	3.78
4. Minn. Duluth	34	120	3.53
5. Mercyhurst	37	127	3.43
6. Sacred Heart	29	96	3.31
7. Maine	32	101	3.16
8. Princeton	33	104	3.15
9. Providence	35	109	3.11
10. Minnesota	41	122	2.98
11. St. Cloud St.	37	97	2.62
12. Harvard	35	91	2.60
13. Yale	31	80	2.58
14. Boston College	35	89	2.54
Wayne St. (Mich.)	35	89	2.54
16. Ohio St.	36	87	2.42
17. Clarkson	37	87	2.35
18. Dartmouth	29	68	2.34
19. Colgate	34	79	2.32
20. Cornell	28	65	2.32
* Rensselaer	26	84	3.23

Scoring Defense

Team	Games	GA	Avg.
1. New Hampshire	37	42	1.14
2. Wisconsin	41	51	1.24
3. St. Lawrence	38	48	1.26
4. Clarkson	37	52	1.41
5. Minn. Duluth	34	54	1.59
6. Minnesota	41	69	1.68
7. Princeton	33	57	1.73
8. Mercyhurst	37	64	1.73
9. Maine	32	67	2.09
10. Brown	33	71	2.15
11. Harvard	35	76	2.17
12. Boston College	35	78	2.23
13. Colgate	34	77	2.26
14. Connecticut	34	78	2.29
15. Wayne St. (Mich.)	35	83	2.37
16. Dartmouth	29	70	2.41
17. Providence	35	92	2.63
18. Yale	31	82	2.65
19. St. Cloud St.	37	98	2.65
20. Minn. St. Mankato	36	102	2.83
* Rensselaer	26	48	1.85

Scoring Margin Per Game

Team	Games	Goals	GA	Margin/Gm.
1. New Hampshire.....	37	178	42	3.68
2. St. Lawrence.....	38	148	48	2.63
3. Wisconsin.....	41	155	51	2.54
4. Minn. Duluth.....	34	120	54	1.94
5. Mercyhurst.....	37	127	64	1.70
6. Princeton.....	33	104	57	1.42
7. Minnesota.....	41	122	69	1.29
8. Maine.....	32	101	67	1.06
9. Clarkson.....	37	87	52	0.95
10. Providence.....	35	109	92	0.49
11. Harvard.....	35	91	76	0.43
12. Boston College.....	35	89	78	0.31
13. Wayne St. (Mich.).....	35	89	83	0.17
14. Colgate.....	34	79	77	0.06
15. St. Cloud St.	37	97	98	-0.03
16. Yale.....	31	80	82	-0.06
17. Dartmouth.....	29	68	70	-0.07
18. Connecticut.....	34	63	78	-0.44
19. Sacred Heart.....	29	96	111	-0.52
20. Ohio St.	36	87	107	-0.56
* Rensselaer.....	26	84	48	1.38

Winning Percentage

Rank, Team	Won	Lost	Tied	Pct.†
1. New Hampshire.....	33	3	1	.905
2. Wisconsin.....	36	4	1	.890
3. St. Lawrence.....	31	5	2	.842
4. Minnesota.....	29	11	1	.720
5. Mercyhurst.....	23	8	6	.703
6. Princeton.....	21	8	4	.697
7. Minn. Duluth.....	22	9	3	.691
8. Boston College.....	20	11	4	.629
9. Maine.....	17	9	6	.625
10. Clarkson.....	22	14	1	.608
11. Harvard.....	18	13	4	.571
12. Providence.....	17	14	4	.543
13. Brown.....	15	13	5	.530
14. St. Cloud St.	18	18	1	.500
15. Dartmouth.....	12	13	4	.483
16. Wayne St. (Mich.).....	14	16	5	.471
17. Colgate.....	12	15	7	.456
18. Yale.....	11	15	5	.435
19. Sacred Heart.....	11	15	3	.431
20. Ohio St.	13	18	5	.431
* Rensselaer.....	18	6	2	.731

†Ties computed as half win and half loss.

Power-Play Percentage

Team	PPG	PPA	Pct.
1. New Hampshire.....	.60	194	.309
2. St. Lawrence.....	.54	235	.230
3. St. Cloud St.37	179	.207
4. Princeton.....	.36	175	.206
5. Wisconsin.....	.43	212	.203
6. Providence.....	.42	213	.197
7. Maine.....	.44	226	.195
8. Yale.....	.29	161	.180
9. Harvard.....	.32	178	.180
10. Wayne St. (Mich.).....	.36	206	.175
11. Minnesota.....	.36	207	.174
12. Dartmouth.....	.24	144	.167
13. Cornell.....	.23	143	.161
14. Minn. Duluth.....	.33	209	.158
15. Mercyhurst.....	.31	201	.154
16. Brown.....	.22	145	.152
17. Colgate.....	.25	167	.150
18. Clarkson.....	.26	184	.141
19. Sacred Heart.....	.23	168	.137
20. Quinnipiac.....	.24	180	.133

Penalty-Kill Percentage

Team	Opp. PPG	Opp. PPA	Pct.
1. Clarkson.....	.8	115	.930
2. St. Lawrence.....	.21	223	.906
3. Mercyhurst.....	.20	211	.905
4. New Hampshire.....	.16	168	.905
5. Minn. Duluth.....	.21	203	.897
6. Maine.....	.21	181	.884
7. Wayne St. (Mich.).....	.18	155	.884
8. Wisconsin.....	.20	168	.881
9. Brown.....	.24	189	.873
10. Harvard.....	.23	177	.870
11. Niagara.....	.36	264	.864
12. Bemidji St.23	165	.861
13. Colgate.....	.29	197	.853
14. Minnesota.....	.32	215	.851
15. Boston College.....	.29	193	.850
16. Princeton.....	.25	163	.847
17. Minn. St. Mankato.....	.31	194	.840
18. St. Cloud St.29	180	.839
19. Ohio St.30	185	.838
20. Connecticut.....	.20	123	.837
* Rensselaer.....	.19	133	.857

2006 Division III Individual Leaders

Points Per Game

Player, Team	Cl.	Games	Goals	Asst.	Pts.	Avg.
1. Tanaya Reitz, St. Thomas (Minn.) ...	Sr.	25	21	28	49	1.96
2. Jill Nolan, Utica.....	Jr.	21	23	15	38	1.81
3. Maureen Hardwick, St. Thomas (Minn.).....	Sr.	25	11	32	43	1.72
4. Erin Kegley, Wis.-Superior.....	Jr.	27	23	23	46	1.70
Amanda Nonis, Manhattanville.....	So.	27	20	26	46	1.70
6. Andrea Peterson, Gust. Adolphus...	Jr.	29	18	30	48	1.66
7. Jaclyn O'Neil, Elmira.....	Sr.	27	16	28	44	1.63
8. Annmarie Cellino, Middlebury.....	Fr.	29	26	21	47	1.62
Kelly Crandall, Gust. Adolphus.....	Jr.	29	14	33	47	1.62
10. Melissa Belmonte, Mass.-Boston.....	Jr.	25	15	25	40	1.60
11. Andrea Ciarletta, Mass.-Boston.....	Jr.	24	26	12	38	1.58
12. Kayla Coady, Elmira.....	Fr.	27	20	22	42	1.56
Deanna Wiegand, Utica.....	Jr.	27	17	25	42	1.56
14. Mary Harding, MIT.....	Jr.	11	8	9	17	1.55
15. Laura Anning, Colby.....	Fr.	24	20	16	36	1.50
16. Jackie Carroll, St. Thomas (Minn.) ..	Fr.	27	21	19	40	1.48
Liz Ross, New England Col.	So.	27	16	24	40	1.48
18. Susannah Brokl, St. Olaf.....	So.	27	19	20	39	1.44
19. Emily Guizon, Middlebury.....	Sr.	28	21	19	40	1.43
20. Jessica Temesy, Manhattanville.....	Sr.	28	17	22	39	1.39
Jessica Zimmerman, Manhattanville..	So.	28	17	22	39	1.39

Goals Per Game

Player, Team	Cl.	Games	Goals	Avg.
1. Jill Nolan, Utica.....	Jr.	21	23	1.10
2. Andrea Ciarletta, Mass.-Boston.....	Jr.	24	26	1.08
3. Annmarie Cellino, Middlebury.....	Fr.	29	26	0.90
4. Erin Kegley, Wis.-Superior.....	Jr.	27	23	0.85
5. Tiffany Magnuson, Augsburg.....	Fr.	25	21	0.84
Tanaya Reitz, St. Thomas (Minn.).....	Sr.	25	21	0.84
7. Laura Anning, Colby.....	Fr.	24	20	0.83
8. Jackie Carroll, St. Thomas (Minn.).....	Fr.	27	21	0.78
Stefanie McLean, Elmira.....	Jr.	27	21	0.78
10. Emily Guizon, Middlebury.....	Sr.	28	21	0.75
11. Kayla Coady, Elmira.....	Fr.	27	20	0.74
Amanda Nonis, Manhattanville.....	So.	27	20	0.74
13. Mary Harding, MIT.....	Jr.	11	8	0.73
14. Molly Doyle, Gust. Adolphus.....	So.	29	21	0.72
15. Susannah Brokl, St. Olaf.....	So.	27	19	0.70
16. Danielle Blanchard, Plattsburgh St.	Fr.	30	21	0.70
17. Zoe Baldwin, Hamilton.....	Sr.	25	17	0.68
18. Tarasai Karega, Amherst.....	Fr.	24	16	0.67
19. Katie Bennett, St. Olaf.....	So.	27	17	0.63
Deanna Wiegand, Utica.....	Jr.	27	17	0.63

Assists Per Game

Player, Team	Cl.	Games	Assists	Avg.
1. Maureen Hardwick, St. Thomas (Minn.)	Sr.	25	32	1.28
2. Kelly Crandall, Gust. Adolphus	Jr.	29	33	1.14
3. Tanaya Reitz, St. Thomas (Minn.)	Sr.	25	28	1.12
4. Jaclyn O'Neil, Elmira	Sr.	27	28	1.04
5. Andrea Peterson, Gust. Adolphus	Jr.	29	30	1.03
6. Melissa Belmonte, Mass.-Boston	Jr.	25	25	1.00
7. Amanda Nonis, Manhattanville	So.	27	26	0.96
8. Margaret Dorer, Gust. Adolphus	So.	29	27	0.93
9. Lindsay Boeser, St. Olaf	So.	27	25	0.93
Deanna Wiegand, Utica	Jr.	27	25	0.93
11. Liz Ross, New England Col.	So.	27	24	0.89
12. Erin Kegley, Wis.-Superior	Jr.	27	23	0.85
13. Mary Harding, MIT	Jr.	11	9	0.82
14. Kayla Coady, Elmira	Fr.	27	22	0.81
15. Ashley Andrews, St. Thomas (Minn.)	Jr.	26	21	0.81
Marissa Porri, New England Col.	Sr.	26	21	0.81
17. Jessica Temesy, Manhattanville	Sr.	28	22	0.79
Ashley Trimble, Manhattanville	Sr.	28	22	0.79
Jessica Zimmerman, Manhattanville	So.	28	22	0.79
20. Katie Forney, Bowdoin	Jr.	27	21	0.78



Jessica Temesy of Manhattanville cracked the Division III top 20 in several offensive categories in the 2005-06 season, including a tie for fifth in power-play goals with seven.

Power-Play Goals

Player, Team	Cl.	Games	PPG
1. Tarasai Karega, Amherst	Fr.	24	9
2. Lauren Havard, Wis.-Eau Claire	Fr.	25	8
Shannon Sylvester, Middlebury	Jr.	28	8
Annamarie Cellino, Middlebury	Fr.	29	8
5. Erin Kegley, Wis.-Superior	Jr.	27	7
Jessica Temesy, Manhattanville	Sr.	28	7
Kelly Crandall, Gust. Adolphus	Jr.	29	7
Margaret Dorer, Gust. Adolphus	So.	29	7
Danielle Blanchard, Plattsburgh St.	Fr.	30	7
10. Mary Harding, MIT	Jr.	11	6
Jill Nolan, Utica	Jr.	21	6
Laura Anning, Colby	Fr.	24	6
Jackie Carroll, St. Thomas (Minn.)	Fr.	27	6
Courtney DeHoey, Lake Forest	So.	27	6
Jami Grasby, Manhattanville	Sr.	27	6
Stefanie McLean, Elmira	Jr.	27	6
Catherine Shears, Elmira	Fr.	27	6
Laura Wilson, Lake Forest	So.	27	6
Jessica Moreau, Plattsburgh St.	Jr.	28	6
Molly Doyle, Gust. Adolphus	So.	29	6
Abby Kurtz-Phelan, Middlebury	Jr.	29	6

Short-Handed Goals

Player, Team	Cl.	Games	SHG
1. Annmarie Cellino, Middlebury	Fr.	29	7
2. Katie Bennett, St. Olaf	So.	27	4
3. Katelyn Greene, Castleton St.	Fr.	24	3
Tarasai Karega, Amherst	Fr.	24	3
Kayla Coady, Elmira	Fr.	27	3
Dayna Kanis, Lake Forest	Fr.	27	3
Erin Kegley, Wis.-Superior	Jr.	27	3
Emily Quizon, Middlebury	Sr.	28	3

Player, Team	Cl.	Games	SHG
Jenn Clarke, Plattsburgh St.	Sr.	28	3
Nicole Grossman, Wis.-Stevens Point	Fr.	29	3
11. Danielle Syrowik, Finlandia	So.	21	2
Hannah Jackson, Wesleyan (Conn.)	Fr.	23	2
Carly Fitzsimmons, Neumann	Fr.	24	2
Heidi Govednik, Bethel (Minn.)	Sr.	24	2
Zoe Baldwin, Hamilton	Sr.	25	2
Kate Raasch, Hamline	Fr.	25	2
Tanaya Reitz, St. Thomas (Minn.)	Sr.	25	2
Sara Sleik, Finlandia	So.	25	2
Marissa Porri, New England Col.	Sr.	26	2
Courtney DeHoey, Lake Forest	So.	27	2
Jaclyn O'Neil, Elmira	Sr.	27	2
Liz Ross, New England Col.	So.	27	2
Courtney Sekevitch, St. Thomas (Minn.)	So.	27	2
Danielle Blanchard, Plattsburgh St.	Fr.	30	2

Game-Winning Goals

Player, Team	Cl.	Games	GWG
1. Danielle Blanchard, Plattsburgh St.	Fr.	30	7
2. Jill Nolan, Utica	Jr.	21	6
Tanaya Reitz, St. Thomas (Minn.)	Sr.	25	6
Shannon Sylvester, Middlebury	Jr.	28	6
5. Andrea Ciarletta, Mass.-Boston	Jr.	24	5
Erin Kegley, Wis.-Superior	Jr.	27	5
Jenn Clarke, Plattsburgh St.	Sr.	28	5
Vi Theofylatos, Wis.-Superior	Jr.	28	5
Annamarie Cellino, Middlebury	Fr.	29	5
Nicole Grossman, Wis.-Stevens Point	Fr.	29	5
Abby Kurtz-Phelan, Middlebury	Jr.	29	5
Andrea Peterson, Gust. Adolphus	Jr.	29	5
Kim Lunneborg, Wis.-Stevens Point	Sr.	30	5
14. Sandra Felten, Bethel (Minn.)	Fr.	24	4
Maureen Hardwick, St. Thomas (Minn.)	Sr.	25	4
Anna Condino, Williams	Jr.	26	4
Susannah Brokl, St. Olaf	So.	27	4
Jackie Carroll, St. Thomas (Minn.)	Fr.	27	4
Jami Grasby, Manhattanville	Sr.	27	4
Amanda Nonis, Manhattanville	So.	27	4
Jessica Temesy, Manhattanville	Sr.	28	4

Goals-Against Average

Player, Team	Cl.	Mins.	GA	GA Avg.
1. Rikki Nespov, Wis.-Superior	Fr.	788	16	1.22
2. Amy Statz, Wis.-Stevens Point	Jr.	1,574	32	1.22
3. Kitty Hurley, Gust. Adolphus	Jr.	1,147	25	1.31
4. Breanne Doyle, Plattsburgh St.	Sr.	1,604	35	1.31
5. Karine Turmel, Manhattanville	Fr.	766	18	1.41
6. Liane Oris, Manhattanville	So.	914	23	1.51
7. Kate Kogut, Middlebury	Sr.	1,333	36	1.62
8. Katie Jetland, St. Thomas (Minn.)	Jr.	838	23	1.65
9. Kristy Faechner, Wis.-Superior	Sr.	901	25	1.66
10. Becky Kilpatrick, St. Thomas (Minn.)	Sr.	780	24	1.85
11. Allison Cubberley, Elmira	Fr.	569	18	1.90
12. Stephanie Yates, Utica	Jr.	1,314	45	2.05
13. Cai MacEachern, Bowdoin	Sr.	657	23	2.10
14. Beth Spurrier, Bethel (Minn.)	Fr.	1,203	43	2.15
15. Shannon Palmer, Mass.-Boston	Jr.	504	19	2.26
16. Denise McCulloch, Williams	So.	1,510	57	2.26
17. Cara McGurry, Elmira	So.	1,049	41	2.35
18. Amber Lindner, Wis.-River Falls	Jr.	1,201	47	2.35
19. Breanna Dobbe, Rochester Inst.	So.	602	24	2.39
20. Genevieve Triganne, Colby	So.	1,167	47	2.42

Save Percentage

Player, Team	Cl.	GA	Saves	Pct.
1. Rikki Nespov, Wis.-Superior	Fr.	16	270	.944
2. Katie Jetland, St. Thomas (Minn.)	Jr.	23	343	.937
3. Breanne Doyle, Plattsburgh St.	Sr.	35	520	.937
4. Karine Turmel, Manhattanville	Fr.	18	265	.936
5. Amy Statz, Wis.-Stevens Point	Jr.	32	451	.934
6. Stephanie Yates, Utica	Jr.	45	557	.925
7. Becky Kilpatrick, St. Thomas (Minn.)	Sr.	24	294	.925
8. Rachel Stemerman, Wesleyan (Conn.)	Fr.	59	717	.924
9. Liane Oris, Manhattanville	So.	23	277	.923
10. Lauren Voran, Neumann	Sr.	45	532	.922
11. Kitty Hurley, Gust. Adolphus	Jr.	25	292	.921
12. Nicki Werner, Rochester Inst.	Jr.	37	426	.920

Photo by Manhattanville Sports Information

WOMEN'S STATISTICAL LEADERS

Player, Team	Cl.	GA	Saves	Pct.
13. Beth Spurrer, Bethel (Minn.)	Fr.	43	492	.920
14. Genevieve Triganne, Colby	So.	47	523	.918
15. Kate Kogut, Middlebury	Sr.	36	399	.917
16. Sally Bevis, Lake Forest	Jr.	55	604	.917
17. Amber Lindner, Wis.-River Falls	Jr.	47	515	.916
18. Amanda Boucher, Mass.-Boston	Jr.	50	536	.915
19. Jacquelyn Parker, New England Col.	Jr.	45	480	.914
20. Denise McCulloch, Williams	So.	57	593	.912

Goalie Winning Percentage

Name, Team	Cl.	W-L-T	Pct.†
1. Kate Kogut, Middlebury	Sr.	21-2-0	.913
2. Shannon Palmer, Mass.-Boston	Jr.	7-1-0	.875
3. Breanne Doyle, Plattsburgh St.	Sr.	23-3-1	.870
4. Liane Ortis, Manhattanville	So.	13-2-0	.867
5. Kristy Faechner, Wis.-Superior	Sr.	12-2-0	.857

Name, Team	Cl.	W-L-T	Pct.†
6. Katie Jetland, St. Thomas (Minn.)	Jr.	11-2-0	.846
7. Karine Turmel, Manhattanville	Fr.	10-2-1	.808
8. Allison Cubberley, Elmira	Fr.	7-2-0	.778
9. Rikki Nesor, Wis.-Superior	Fr.	9-2-2	.769
10. Amy Statz, Wis.-Stevens Point	Jr.	18-5-4	.741
11. Emileigh Mercer, Bowdoin	Fr.	11-4-1	.719
12. Nicki Werner, Rochester Inst.	Jr.	10-4-0	.714
13. Becky Kilpatrick, St. Thomas (Minn.)	Sr.	8-3-1	.708
14. Kitty Hurley, Gust. Adolphus	Jr.	12-5-2	.684
15. Stephanie Yates, Utica	Jr.	13-7-2	.636
16. Cara McGurry, Elmira	So.	11-7-0	.611
17. Amber Lindner, Wis.-River Falls	Jr.	12-8-1	.595
Genevieve Triganne, Colby	So.	12-8-1	.595
19. Denise McCulloch, Williams	So.	14-11-1	.558
20. Cat MacEachern, Bowdoin	Sr.	6-5-0	.545

†Ties computed as half win and half loss.

Division III Team Leaders

Scoring Offense

Team	Games	Goals	Avg.
1. Manhattanville	28	165	5.89
2. Gust. Adolphus	29	153	5.28
3. St. Thomas (Minn.)	27	129	4.78
4. Middlebury	29	127	4.38
5. Bowdoin	27	118	4.37
Elmira	27	118	4.37
7. New England Col.	28	118	4.21
8. Plattsburgh St.	30	126	4.20
9. Wis.-Superior	28	116	4.14
10. Utica	27	107	3.96
11. Rochester Inst.	25	99	3.96
12. Mass.-Boston	25	97	3.88
13. Neumann	24	82	3.42
14. Lake Forest	27	88	3.26
15. Colby	24	76	3.17
16. St. Olaf	27	84	3.11
17. Wis.-Stevens Point	30	92	3.07
18. Wis.-River Falls	27	79	2.93
19. Williams	26	75	2.88
20. Holy Cross	27	77	2.85

Scoring Defense

Team	Games	GA	Avg.
1. Wis.-Stevens Point	30	35	1.17
2. Plattsburgh St.	30	37	1.23
3. Middlebury	29	39	1.34
4. Wis.-Superior	28	41	1.46
5. Manhattanville	28	42	1.50
6. Gust. Adolphus	29	44	1.52
7. Utica	27	47	1.74
St. Thomas (Minn.)	27	47	1.74
9. Bethel (Minn.)	24	51	2.13
10. Colby	24	53	2.21
11. Elmira	27	62	2.30
12. New England Col.	28	67	2.39
13. Wis.-River Falls	27	65	2.41
14. Williams	26	63	2.42
15. Rochester Inst.	25	61	2.44
16. Bowdoin	27	71	2.63
17. Neumann	24	64	2.67
18. Wis.-Eau Claire	25	67	2.68
19. Mass.-Boston	25	70	2.80
20. Lake Forest	27	78	2.89

Scoring Margin Per Game

Team	Games	Goals	GA	Margin/Gm.
1. Manhattanville	28	165	42	4.39
2. Gust. Adolphus	29	153	44	3.76
3. St. Thomas (Minn.)	27	129	47	3.04

Team	Games	Goals	GA	Margin/Gm.
4. Middlebury	29	127	39	3.03
5. Plattsburgh St.	30	126	37	2.97
6. Wis.-Superior	28	116	41	2.68
7. Utica	27	107	47	2.22
8. Elmira	27	118	62	2.07
9. Wis.-Stevens Point	30	92	35	1.90
10. New England Col.	28	118	67	1.82
11. Bowdoin	27	118	71	1.74
12. Rochester Inst.	25	99	61	1.52
13. Mass.-Boston	25	97	70	1.08
14. Colby	24	76	53	0.96
15. Neumann	24	82	64	0.75
16. Bethel (Minn.)	24	68	51	0.71
17. Wis.-River Falls	27	79	65	0.52
18. Williams	26	75	63	0.46
19. Lake Forest	27	88	78	0.37
20. Holy Cross	27	77	83	-0.22

Winning Percentage

Rank, Team	Won	Lost	Tied	Pct.†
1. Middlebury	27	2	0	.931
2. Plattsburgh St.	26	3	1	.883
3. Manhattanville	23	4	1	.839
4. Wis.-Superior	22	4	2	.821
5. St. Thomas (Minn.)	21	5	1	.796
6. Gust. Adolphus	22	5	2	.793
7. Wis.-Stevens Point	21	5	4	.767
8. Utica	18	7	2	.704
9. Elmira	18	9	0	.667
10. Bowdoin	17	9	1	.648
11. Colby	15	8	1	.646
12. Mass.-Boston	15	9	1	.620
13. Rochester Inst.	15	10	0	.600
14. Williams	14	11	1	.558
15. Wis.-River Falls	14	11	2	.556
16. Neumann	12	10	2	.542
17. New England Col.	15	13	0	.536
18. Bethel (Minn.)	11	10	3	.521
19. St. Olaf	13	14	0	.481
Lake Forest	11	12	4	.481

†Ties computed as half win and half loss.

Power-Play Percentage

Team	PPG	PPA	Pct.
1. Gust. Adolphus	52	170	.306
2. MIT	15	58	.259
3. Middlebury	38	151	.252
4. Wis.-Superior	28	115	.243
5. St. Thomas (Minn.)	33	136	.243
6. Manhattanville	41	171	.240
7. Bowdoin	23	108	.213
8. Plattsburgh St.	40	197	.203

Team	PPG	PPA	Pct.
9. Trinity (Conn.).....	21	106	.198
10. Utica	23	121	.190
11. Amherst	26	137	.190
12. Colby	23	122	.189
13. Wis.-Stevens Point.....	25	134	.187
14. Elmira	27	149	.181
15. Rochester Inst.	22	126	.175
16. Lake Forest.....	24	138	.174
17. St. Olaf.....	23	135	.170
18. New England Col.	23	138	.167
19. Bethel (Minn.).....	14	87	.161
20. Wis.-Eau Claire	18	115	.157

Penalty-Kill Percentage

Team	Opp. PPG	Opp. PPA	Pct.
1. Middlebury.....	7	128	.945
2. Plattsburgh St.	8	142	.944

Team	Opp. PPG	Opp. PPA	Pct.
3. Gust. Adolphus.....	6	102	.941
4. Manhattanville.....	12	155	.923
5. Wis.-Stevens Point.....	11	122	.910
6. Wis.-Superior	14	140	.900
7. Buffalo St.	13	128	.898
8. St. Thomas (Minn.).....	14	136	.897
9. Elmira	17	164	.896
10. Bowdoin	14	127	.890
11. Utica.....	17	150	.887
12. Rochester Inst.	20	163	.877
13. Wis.-River Falls	18	145	.876
14. Amherst.....	15	120	.875
15. Concordia-M'head.....	11	85	.871
16. Lake Forest	23	168	.863
17. Mass.-Boston	14	102	.863
18. New England Col.	18	127	.858
19. Neumann	21	147	.857
20. Connecticut Col.	19	120	.842

2006 Women's Conference Standings

Division I Conference Standings.....	158
Division III Conference Standings.....	158



2006 Division I Conference Standings

COLLEGE HOCKEY AMERICA

Team	Conference				Full Season			
	W	L	T	Pct.	W	L	T	Pct.
Mercyhurst*	10	0	2	.917	23	8	6	.703
Wayne St. (Mich.)	6	4	2	.583	14	16	5	.471
Niagara	3	8	1	.292	11	21	4	.361
Robert Morris	2	9	1	.208	5	24	2	.194

EASTERN COLLEGIATE ATHLETIC CONFERENCE

Team	Conference				Full Season			
	W	L	T	Pct.	W	L	T	Pct.
St. Lawrence	16	2	2	.850	31	5	2	.842
Princeton	15	3	2	.800	21	8	4	.697
Clarkson	12	8	0	.600	22	14	1	.608
Harvard*	10	6	4	.600	18	13	4	.571
Brown	10	6	4	.600	15	13	5	.530
Dartmouth	9	8	3	.525	12	13	4	.483
Colgate	9	8	3	.525	12	15	7	.456
Yale	8	8	4	.500	11	15	5	.435
Cornell	5	15	0	.250	9	18	1	.339
Quinnipiac	3	13	4	.250	10	18	6	.382
Union (N.Y.)	0	20	0	.000	3	24	1	.125

HOCKEY EAST ASSOCIATION

Team	Conference				Full Season			
	W	L	T	Pct.	W	L	T	Pct.
New Hampshire*	19	1	1	.929	33	3	1	.905
Boston College	16	4	1	.786	20	11	4	.629
Providence	11	8	2	.571	17	14	4	.543
Maine	9	8	4	.524	17	9	6	.625
Connecticut	10	11	0	.476	12	21	1	.368
Boston U.	6	13	2	.333	12	17	4	.424
Northeastern	6	14	1	.310	8	24	1	.258
Vermont	1	19	1	.071	3	29	2	.118

*Won conference tournament or playoff.

IVY LEAGUE

Team	Conference				Full Season			
	W	L	T	Pct.	W	L	T	Pct.
Princeton	7	2	1	.750	21	8	4	.697
Yale	5	3	2	.600	11	15	5	.435
Brown	4	3	3	.550	15	13	5	.530
Dartmouth	4	5	1	.450	12	13	4	.483
Harvard	3	4	3	.450	18	13	4	.571
Cornell	2	8	0	.200	9	18	1	.339

WESTERN COLLEGIATE HOCKEY ASSOCIATION

Team	Conference				Full Season			
	W	L	T	Pct.	W	L	T	Pct.
Wisconsin*	24	3	1	.875	36	4	1	.890
Minnesota	19	8	1	.696	29	11	1	.720
Minn. Duluth	18	7	3	.696	22	9	3	.691
St. Cloud St.	13	14	1	.482	18	18	1	.500
Ohio St.	10	15	3	.411	13	18	5	.431
Bemidji St.	10	18	0	.357	11	23	2	.333
Minn. St. Mankato	8	17	3	.339	11	21	4	.361
North Dakota	3	23	2	.143	7	27	2	.222

INDEPENDENTS

Team	Full Season			
	W	L	T	Pct.
Rensselaer	18	6	2	.731
Sacred Heart	11	15	3	.431

2006 Division III Conference Standings

EASTERN COLLEGIATE ATHLETIC CONFERENCE WOMEN'S EAST

Team	Conference				Full Season			
	W	L	T	Pct.	W	L	T	Pct.
Manhattanville*	18	1	0	.947	23	4	1	.839
St. Anselm	17	2	0	.895	20	7	0	.741
Rochester Inst.	15	4	0	.789	15	10	0	.600
Mass.-Boston	12	7	0	.632	15	9	1	.620
New England Col.	12	7	0	.632	15	13	0	.536
Holy Cross	10	9	0	.526	11	14	1	.442
Southern Me.	6	13	0	.316	6	20	0	.231
Castleton St.	4	15	0	.211	7	18	0	.280
St. Michael's	3	16	0	.158	4	22	0	.154
Salve Regina	2	17	0	.105	4	17	0	.190
MIT	1	9	0	.100	1	13	0	.071

EASTERN COLLEGIATE ATHLETIC CONFERENCE WOMEN'S WEST

Team	Conference				Full Season			
	W	L	T	Pct.	W	L	T	Pct.
Plattsburgh St.*	12	0	0	1.000	26	3	1	.883
Elmira	9	3	0	.750	18	9	0	.667
Utica	8	3	1	.708	18	7	2	.704
Neumann	6	5	1	.542	12	10	2	.542
Buffalo St.	3	9	0	.250	7	14	2	.348
Corland St.	3	9	0	.250	7	15	1	.326
Chatham	0	12	0	.000	0	16	0	.000

MINNESOTA INTERCOLLEGIATE ATHLETIC CONFERENCE

Team	Conference				Full Season			
	W	L	T	Pct.	W	L	T	Pct.
Gust. Adolphus*	17	0	1	.972	22	5	2	.793
St. Thomas (Minn.)	15	2	1	.861	21	5	1	.796
Bethel (Minn.)	10	7	1	.583	11	10	3	.521
St. Olaf	10	8	0	.556	13	14	0	.481

*Won conference tournament or playoff.

Team	Conference				Full Season			
	W	L	T	Pct.	W	L	T	Pct.
St. Mary's (Minn.)	8	7	3	.528	11	12	3	.481
Augsburg	7	8	3	.472	8	14	3	.380
Concordia-M'head	6	10	2	.389	6	14	3	.326
St. Benedict	4	11	3	.306	4	16	3	.239
Hamline	3	12	3	.250	4	16	5	.260
St. Catherine	1	16	1	.083	1	21	1	.065

NEW ENGLAND SMALL COLLEGE ATHLETIC CONFERENCE

Team	Conference				Full Season			
	W	L	T	Pct.	W	L	T	Pct.
Middlebury*	15	1	0	.938	27	2	0	.931
Bowdoin	12	3	1	.781	17	9	1	.648
Williams	11	4	1	.719	14	11	1	.558
Colby	9	6	1	.594	15	8	1	.646
Hamilton	6	10	0	.375	10	14	1	.420
Amherst	6	10	0	.375	10	15	0	.400
Connecticut Col.	4	10	2	.312	6	13	4	.348
Trinity (Conn.)	3	11	2	.250	7	12	2	.381
Wesleyan (Conn.)	2	13	1	.156	2	19	2	.130

NORTHERN COLLEGIATE HOCKEY ASSOCIATION

Team	Conference				Full Season			
	W	L	T	Pct.	W	L	T	Pct.
Wis.-Stevens Point*	11	1	3	.833	21	5	4	.767
Wis.-Superior	11	2	2	.800	22	4	2	.821
Wis.-River Falls	8	6	1	.567	14	11	2	.556
Lake Forest	4	7	4	.400	11	12	4	.481
Wis.-Eau Claire	1	8	6	.267	7	12	6	.400
Finlandia	1	12	2	.133	7	15	3	.340

Women's Attendance

2005-06 Division I Attendance Leaders	160
2005-06 Division III Attendance Leaders	160
Annual Home Attendance Leaders.....	161



2005-06 Division I Attendance Leaders

AVERAGE HOME ATTENDANCE

(Statistics are for schools that reported attendance for the 2005-06 season)

Team	Games	Total	Avg.
1. Minnesota	20	26,131	1,306
2. Wisconsin	19	24,225	1,275
3. Minn. Duluth	18	16,099	894
4. Dartmouth	13	11,593	891
5. New Hampshire	17	12,580	740
6. St. Lawrence	20	11,032	551
7. Harvard	19	8,876	467
8. North Dakota	18	7,987	443
9. Mercyhurst	16	6,964	435
10. Niagara	14	5,867	419
11. Minn. St. Mankato	15	5,733	382
12. Clarkson	15	5,655	377
13. Maine	16	5,884	367
14. Brown	14	4,989	356
15. Yale	14	4,701	335
16. Ohio St.	18	5,396	299
17. Boston U.	16	4,593	287
18. Northeastern	17	4,354	256
19. Bemidji St.	16	3,850	240
20. St. Cloud St.	18	4,239	235

TOTAL HOME ATTENDANCE

(Statistics are for schools that reported attendance for the 2005-06 season)

Team	Games	Total	Avg.
1. Minnesota	20	26,131	1,306
2. Wisconsin	19	24,225	1,275

Team	Games	Total	Avg.
3. Minn. Duluth	18	16,099	894
4. New Hampshire	17	12,580	740
5. Dartmouth	13	11,593	891
6. St. Lawrence	20	11,032	551
7. Harvard	19	8,876	467
8. North Dakota	18	7,987	443
9. Mercyhurst	16	6,964	435
10. Maine	16	5,884	367
11. Niagara	14	5,867	419
12. Minn. St. Mankato	15	5,733	382
13. Clarkson	15	5,655	377
14. Ohio St.	18	5,396	299
15. Brown	14	4,989	356
16. Yale	14	4,701	335
17. Boston U.	16	4,593	287
18. Northeastern	17	4,354	256
19. St. Cloud St.	18	4,239	235
20. Bemidji St.	16	3,850	240

SINGLE-GAME ATTENDANCE HIGHS

No.	Visitor at Home Team	Date
4,701	Minnesota vs. Wisconsin (Frozen Four Final, Minneapolis) ...	March 26, 2006
2,876	Minnesota vs. New Hampshire (Frozen Four Semifinal, Minneapolis)	March 24, 2006
2,381	Minn. St. Mankato at Minnesota	Feb. 4, 2006
2,136	Clarkson at St. Lawrence	Nov. 30, 2005
2,070	North Dakota at Wisconsin	Oct. 28, 2005
2,061	Harvard at New Hampshire	March 17, 2006

2005-06 Division III Attendance Leaders

AVERAGE HOME ATTENDANCE

(Statistics are for schools that reported attendance for the 2005-06 season)

Team	Games	Total	Avg.
1. Plattsburgh St.	17	7,645	449
2. Elmira	11	4,549	413
3. Middlebury	15	5,567	371
4. Gust. Adolphus	11	2,921	265
5. Bowdoin	15	3,850	256
6. Williams	14	3,328	237
7. Manhattanville	16	3,198	199
8. Connecticut Col.	9	1,607	178
9. Colby	11	1,935	175
10. Wis.-Stevens Point	15	2,563	170
11. St. Thomas (Minn.)	14	2,300	164
12. Rochester Inst.	12	1,945	162
13. Wis.-River Falls	11	1,728	157
14. Wis.-Superior	13	1,922	147
15. Hamilton	12	1,736	144
16. Salve Regina	7	931	133
17. St. Mary's (Minn.)	13	1,700	130
18. Hamline	10	1,298	129
19. Wis.-Eau Claire	13	1,569	120
20. Bethel (Minn.)	12	1,348	112

TOTAL HOME ATTENDANCE

(Statistics are for schools that reported attendance for the 2005-06 season)

Team	Games	Total	Avg.
1. Plattsburgh St.	17	7,645	449
2. Middlebury	15	5,567	371

Team	Games	Total	Avg.
3. Elmira	11	4,549	413
4. Bowdoin	15	3,850	256
5. Williams	14	3,328	237
6. Manhattanville	16	3,198	199
7. Gust. Adolphus	11	2,921	265
8. Wis.-Stevens Point	15	2,563	170
9. St. Thomas (Minn.)	14	2,300	164
10. Rochester Inst.	12	1,945	162
11. Colby	11	1,935	175
12. Wis.-Superior	13	1,922	147
13. Hamilton	12	1,736	144
14. Wis.-River Falls	11	1,728	157
15. St. Mary's (Minn.)	13	1,700	130
16. Connecticut Col.	9	1,607	178
17. Wis.-Eau Claire	13	1,569	120
18. Augsburg	14	1,476	105
19. Bethel (Minn.)	12	1,348	112
20. Cortland St.	13	1,338	102

SINGLE-GAME ATTENDANCE HIGHS

No.	Visitor at Home Team	Date
1,736	Middlebury at Plattsburgh St.	Feb. 8, 2006
1,385	Middlebury at Plattsburgh St. (National Championship)	March 18, 2006
926	Wis.-Stevens Point at Plattsburgh St. (National Semifinal)	March 17, 2006
805	Lake Forest at Elmira	Jan. 7, 2006
750	Gust. Adolphus at Middlebury	Feb. 3, 2006

Annual Home Attendance Leaders

Division I

BY AVERAGE ATTENDANCE

Season	Team	Avg.
2004	Minnesota.....	1,358
2005	Minnesota.....	1,726
2006	Minnesota.....	1,306

BY TOTAL ATTENDANCE

Season	Team	Attendance
2004	Wisconsin.....	24,444
2005	Minnesota.....	27,624
2006	Minnesota.....	26,131

Division III

BY AVERAGE ATTENDANCE

Season	Team	Avg.
2005	Elmira.....	667
2006	Plattsburgh St.	449

BY TOTAL ATTENDANCE

Season	Team	Attendance
2005	Elmira.....	10,004
2006	Plattsburgh St.	7,645

The NCAA salutes the more than
360,000 student-athletes
participating in **23 sports** at
more than **1,000** member institutions

