

Official 2004 NCAA Men's and Women's Soccer

Individual and Team Records

All-Americans and Other
Award Winners

Coaching Records

2003 Statistical Leaders

2003 Conference Standings

Final Polls

Championship Brackets

Attendance Records

Records



Official 2004 NCAA Men's and Women's Soccer

Individual and Team Records

All-Americans and Other
Award Winners

Coaching Records

2003 Statistical Leaders

2003 Conference Standings

Final Polls

Championship Brackets

Attendance Records

Records



NCAA





THE NATIONAL COLLEGIATE ATHLETIC ASSOCIATION
P.O. Box 6222, Indianapolis, Indiana 46206-6222
317/917-6222
www.ncaa.org

Compiled By:

*Mark Bedics, Assistant Director for Media Coordination.
J.D. Hamilton, Assistant Director of Statistics.
David Worlock, Assistant Director of Statistics.*

Distributed to sports information directors and conference publicity directors.


NCAA, NCAA logo and National Collegiate Athletic Association are registered marks of the Association and use in any manner is prohibited unless prior approval is obtained from the Association.

Copyright, 2004, by the National Collegiate Athletic Association.
Printed in the United States of America.

ISSN 0267-1017
NCAA 154-8/04

Contents

Division I Men's Records	5
Division II Men's Records.....	19
Division III Men's Records.....	33
2003 Men's Statistical Leaders	45
Men's Coaching Records	53
2003 Men's Conference Standings	61
Men's Award Winners	67
Men's Attendance Records	83
Men's Soccer Championships	87
Men's Championship Brackets	95
Division I Women's Records	201
Division II Women's Records	215
Division III Women's Records.....	229
2003 Women's Statistical Leaders	241
Women's Coaching Records	249
2003 Women's Conference Standings.....	255
Women's Award Winners	263
Women's Attendance Records	271
Women's Soccer Championships.....	275
Women's Championship Brackets	285






New to this Book

Fastest Consecutive Goals, Same Player (DI)	202
Fastest Three Consecutive Goals, Same Team (DI)	202
Fastest Three Consecutive Goals, Same Player (DI)..	202
Most Ties In A Season (DI)	208
Most 0-0 Ties In A Season (DI).....	208
Most Overtime Games In A Season (DI)	208
Consecutive Home Game Unbeaten Streaks (DI) ..	210
Fastest Consecutive Goals, Same Player (DII)	216
Fastest Three Consecutive Goals, Same Team (DII)	216
Fastest Three Consecutive Goals, Same Player (DII) ...	216
Most Ties In A Season (DII)	222
Most 0-0 Ties In A Season (DII).....	222
Most Overtime Games In A Season (DII).....	222
Fastest Consecutive Goals, Same Player (DIII)	230
Fastest Three Consecutive Goals, Same Team (DIII)....	230
Fastest Three Consecutive Goals, Same Player (DIII) ..	230
Most Ties In A Season (DIII)	236
Most 0-0 Ties In A Season (DIII).....	236
Most Overtime Games In A Season (DIII).....	236
Single-Game Attendance Record (DII).....	274
Single-Game Attendance Record (DIII).....	274
College Cup All-Time Won-Loss Records (DI)	278

Division I Men's Records

Individual Records	6
Team Records	11
Polls	15



Individual Records

Official NCAA Division I men's soccer records began with the 1959 season and are based on information submitted to the NCAA statistics service by institutions participating in the statistics rankings. Career records of players include only those years in which they competed in Division I. Annual champions started in the 1998 season, which was the first year the NCAA compiled weekly leaders. In statistical rankings, the rounding of percentages and/or averages may indicate ties where none exist. In these cases, the numerical order of the rankings is accurate.

Scoring

POINTS

Game

18—Marty Ryczek, Stetson vs. Southeastern Bible, Sept. 19, 1974

Season

108—Thompson Usiyan, Appalachian St., 1980 (17 games)

Career

255—Thompson Usiyan, Appalachian St., 1977-80 (49 games)

POINTS PER GAME

Season

6.35—Thompson Usiyan, Appalachian St., 1980 (108 in 17 games)

Career (Min. 100 Points)

5.20—Thompson Usiyan, Appalachian St., 1977-80 (255 in 49 games)

GOALS

Game

8—Paul Wright, Central Conn. St. vs. Md.-East. Shore, 1995; Juan Bernal, South Ala. vs. Birmingham-So., 1981; Marty Ryczek, Stetson vs. Southeastern Bible, Sept. 19, 1974

Season

46—Thompson Usiyan, Appalachian St., 1980 (17 games)

Career

109—Thompson Usiyan, Appalachian St., 1977-80 (49 games)

GOALS PER GAME

Season

2.71—Thompson Usiyan, Appalachian St., 1980 (46 in 17 games)

Career (Min. 45 Goals)

2.31—Herb Schmidt, Rutgers, 1959-61 (90 in 39 games)

ASSISTS

Game

7—Mike Granelli, St. Peter's vs. New York U., Oct. 17, 1985

Season

24—Ben Ferry, George Washington, 1997 (18 games)

Career

66—Dante Washington, Radford, 1988-92 (88 games)

ASSISTS PER GAME

Season

1.64—Joe Casucci, Niagara, 1970 (14 games)

Career (Min. 30 Assists)

0.95—Hayden Knight, Marquette, 1976-79 (42 in 44 games)

40 GOALS AND 40 ASSISTS

Career

24 players (most recent: Andrew Williams, Rhode Island, 1994-97)

Goalkeeping

SAVES

Game

44—John Santos, Fairleigh Dickinson vs. New York U., 1959

Season

230—Ray Migas, DePaul, 1987 (18 games)

Career

620—Jose Grave dePeralta, Wake Forest, 1980-83

(77 games)

SAVES PER GAME

Season

21.8—John Santos, Fairleigh Dickinson, 1959 (218 in 10 games)

Career

12.08—Dale Hetherington, Western Mich., 1973-76 (604 in 50 games)

GOALS-AGAINST AVERAGE

Season (Min. 1,200 Minutes)

0.26—John Putna, Indiana, 1978 (6 GA in 2,075 min.)

Career (Min. 2,500 Minutes)

0.34—Tony Meola, Virginia, 1988-89 (11 GA in 2,922 min.)

GOALKEEPER MINUTES PLAYED

8,306:00—Steve McCullough, UNC Asheville/Marquette, 1991-94

Miscellaneous

FASTEST GOAL FROM START OF GAME

:09—Alecko Eskandarian, Virginia vs. America, Oct. 26, 2002; Josh Brinkley, UAB vs. Belmont, Nov. 5, 1999; Chad Harper, San Jose St. vs. Stanford, Nov. 21, 1998; Jari Takatalo, James Madison vs. UNC Wilmington, Oct. 12, 1996

FASTEST CONSECUTIVE GOALS BY SAME TEAM

:09—American (John Hall, both goals) vs. George Washington, Oct. 6, 1987

FASTEST CONSECUTIVE GOALS BY OPPOSING TEAMS

:03—UC Santa Barb. (Aaron Wellman), then UCLA (Seth George), Nov. 6, 1998

CONSECUTIVE GAMES WITH AT LEAST ONE GOAL

16—Pete Milich, Akron, Sept. 23, 1961 to Oct. 6, 1962

CONSECUTIVE SHUTOUT MINUTES

900:00—Randy Phillips, Southern Methodist, Sept. 27, 1980 to Nov. 5, 1980

Game

POINTS

No.	Player, Team vs. Opponent	Date
18	Marty Ryczek, Stetson vs. Southeastern Bible	Sept. 19, 1974
17	Paul Wright, Central Conn. St. vs. Md.-East. Shore	1995
17	Edward Kositzki, Northern Ill. vs. Valparaiso	Oct. 9, 1971
17	Manuel Hernandez, San Jose St. vs. UC Santa Cruz	1969
16	Michael King, Fairleigh Dickinson vs. Monmouth	1982
16	Juan Bernal, South Ala. vs. Birmingham So.	1981
16	Nnamdi Nwokocha, Clemson vs. Belmont Abbey	Sept. 9, 1979
16	Edward Kositzki, Northern Ill. vs. Ball St.	Oct. 23, 1971
15	Dante Washington, Radford vs. Md.-East. Shore	1990
15	Dante Washington, Radford vs. Atlantic Christian	Oct. 22, 1988
15	Thompson Usiyan, Appalachian St. vs. George Washington	Nov. 15, 1978
15	Dan McCrudden, Rhode Island vs. Boston College	1975
14	John Dugan, Va. Commonwealth vs. West Va. Tech.	Oct. 5, 1987
14	Mark Erwin, Wake Forest vs. St. Andrews	Sept. 16, 1983
14	Declan McSheffrey, South Ala. vs. Samford	1983
14	Joe Casucci, Niagara vs. Canisius	1970
14	Benito Artinano, North Carolina St. vs. Appalachian St.	1964
14	Pete Milich, Akron vs. Frostburg St.	Nov. 3, 1962
14	Pete Milich, Akron vs. Case Reserve	Oct. 23, 1961

GOALS

No.	Player, Team vs. Opponent	Date
8	Paul Wright, Central Conn. St. vs. Md.-East. Shore	1995
8	Juan Bernal, South Ala. vs. Birmingham Southern	1981
8	Marty Ryczek, Stetson vs. Southeastern Bible	Sept. 19, 1974
7	Mark Erwin, Wake Forest vs. St. Andrews	Sept. 16, 1983
7	Declan McSheffrey, South Ala. vs. Samford	1983
7	Michael King, Fairleigh Dickinson vs. Monmouth	1982
7	Nnamdi Nwokocha, Clemson vs. Belmont Abbey	Sept. 9, 1979
7	Thompson Usiyan, Appalachian St. vs. George Washington	Nov. 15, 1978

No.	Player, Team vs. Opponent	Date
7	Dan McCrudden, Rhode Island vs. Boston College	1975
7	Edward Kositzki, Northern Ill. vs. Ball St.	Oct. 23, 1971
7	Edward Kositzki, Northern Ill. vs. Valparaiso	Oct. 9, 1971
7	Manuel Hernandez, San Jose St. vs. UC Santa Cruz	1969
7	Benito Artinano, North Carolina St. vs. Appalachian St.	1964
7	Pete Milich, Akron vs. Frostburg St.	Nov. 3, 1962

ASSISTS

No.	Player, Team vs. Opponent	Date
7	Mike Granelli, St. Peter's vs. New York U.	Oct. 17, 1985
6	Mark Abele, Santa Clara vs. Sacramento St.	Oct. 29, 1980
5	Bobby Lish, Wis.-Milwaukee vs. Cleveland St.	Oct. 27, 2002
5	Fred Silva, Virginia Tech vs. Elon	Sept. 5, 2001
5	Chris Fronk, Stetson vs. Florida Tech	Sept. 26, 2000
5	Josh Back, Detroit vs. Alabama A&M	Nov. 1, 1998
5	Ben Ferry, George Washington vs. Fordham	Sept. 5, 1997
5	Medufia Kulego, St. John's (N.Y.) vs. Manhattan	Sept. 13, 1995
5	Kevin O'Neill, Buffalo	Oct. 5, 1993
5	Willy Roy, Jr., Northern Ill. vs. Ill.-Chicago	Oct. 24, 1989
5	Chip Gill, Western Mich. vs. IPFW	Oct. 26, 1988
5	Jason Cohen, DePaul vs. Chicago St.	1987
5	Paul Shaver, Wright St.	1986
5	Kevin Green, Western Mich. vs. Toledo	Sept. 23, 1984
5	Miguel Avila, Santa Clara vs. St. Mary's (Cal.)	Oct. 24, 1979
5	Rosendo Gutierrez, Fresno St. vs. St. Mary's (Cal.)	1979
5	Zach Papanikolaou, Wis.-Milwaukee vs. Beloit	Sept. 29, 1973
5	Rich Coleman, James Madison vs. Old Dominion	Oct. 28, 1972
5	Jim Zylker, San Jose St. vs. Cal St. Hayward	1972

SAVES

No.	Player, Team vs. Opponent	Date
44	John Santos, Fairleigh Dickinson vs. New York U.	1959
37	Tom Boehm, Western Mich. vs. Evansville	Sept. 21, 1977
35	Dale Hetherington, Western Mich. vs. Spring Arbor	Oct. 11, 1975

No.	Player, Team vs. Opponent	Date
34	Bucky Moser, East Carolina vs. North Carolina	1974
34	Alan Weinberger, Boston U. vs. Babson	Sept. 30, 1972
34	Mike Rado, Wright St. vs. Oberlin	Oct. 18, 1969
33	Howie Levin, Bucknell vs. Lycoming	Nov. 11, 1967
30	Hans Mueh, Air Force vs. Benedictine	Oct. 3, 1965
30	Hans Mueh, Air Force vs. North Carolina	Oct. 1, 1965
29	Keith Shroyer, Western Mich. vs. Michigan St.	Oct. 20, 1971
28	Ken Clark, Temple vs. Penn St.	1994
28	Paul Turin, South Carolina vs. Appalachian St.	Oct. 29, 1978
28	Frank Crupi, Fairleigh Dickinson vs. Bucknell	1975
28	Pete Mannos, Northern Ill. vs. SIU Edwardsville	Oct. 12, 1974
28	Gary Kovacs, Bowling Green vs. Akron	Oct. 8, 1968

Season

POINTS PER GAME

Player, Team	Year	Games	Points	Avg.
Thompson Usiyan, Appalachian St.	1980	17	108	6.35
Thompson Usiyan, Appalachian St.	1978	13	78	6.00
Edward Kositzki, Northern Ill.	1971	11	63	5.73
Mario Ribera, Tex.-Pan American	1992	12	68	5.67
Pete Milich, Akron	1961	14	75	5.36
Herb Schmidt, Rutgers	1960	13	66	5.08
Dov Markus, Long Island	1965	14	70	5.00
Carl Gentile, St. Louis	1963	14	70	5.00
Herb Schmidt, Rutgers	1961	14	68	4.86
Carl Gentile, St. Louis	1964	13	61	4.69
Jim Thames, Air Force	1965	11	50	4.55
Walter Chyzowych, Temple	1959	11	50	4.55
Joe Casucci, Niagara	1970	14	63	4.50
Henry Abadi, Clemson	1973	16	71	4.44
Len Salvemini, Air Force	1973	12	52	4.33
Jose Almeyda, Wright St.	1972	12	51	4.25
Al Korbus, San Jose St.	1963	12	50	4.17
Manuel Hernandez, San Jose St.	1968	15	62	4.13
Manuel Hernandez, San Jose St.	1969	15	60	4.00
Rick Shannon, Jacksonville	1970	13	50	3.85

POINTS

Player, Team	Year	Games	Points
Thompson Usiyan, Appalachian St.	1980	17	108
Mark Erwin, Wake Forest	1983	21	79
Ted Rafalovich, Stanford	1978	22	79
Thompson Usiyan, Appalachian St.	1978	13	78
Jimmy Glenn, Clemson	1993	24	76
Dante Washington, Radford	1988	24	76
Pete Milich, Akron	1961	14	75
David Doyle, Campbell	1986	20	74
Robert Ukrop, Davidson	1992	27	72
Sam Okpodu, North Carolina St.	1982	19	72
Henry Abadi, Clemson	1973	16	71
Wojtek Krakowiak, Clemson	1998	24	70
Dov Markus, Long Island	1965	14	70
Carl Gentile, St. Louis	1963	14	70
Michael King, Fairleigh Dickinson	1982	21	69
Mario Ribera, Tex.-Pan American	1992	12	68
Herb Schmidt, Rutgers	1961	14	68
Herb Schmidt, Rutgers	1960	13	66
Siggi Eyjolfsson, UNC Greensboro	1998	24	65
Nesa Stefanovic, Jacksonville	1998	23	65
Volde Harris, Clemson	1993	23	65
Kamal Khalilian, Southern Methodist	1980	18	65

GOALS PER GAME

Player, Team	Year	Games	Goals	Avg.
Thompson Usiyan, Appalachian St.	1980	17	46	2.71
Thompson Usiyan, Appalachian St.	1978	13	34	2.62
Herb Schmidt, Rutgers	1960	13	33	2.54
Dov Markus, Long Island	1965	14	35	2.50
Edward Kositzki, Northern Ill.	1971	11	27	2.45
Herb Schmidt, Rutgers	1961	14	34	2.43
Mario Ribera, Tex.-Pan American	1992	12	29	2.42
Walter Chyzowych, Temple	1959	11	25	2.27
Pete Milich, Akron	1961	14	31	2.21
Carl Gentile, St. Louis	1963	14	30	2.14
Pete Milich, Akron	1962	10	21	2.10
Jose Almeyda, Wright St.	1972	12	25	2.08
Al Korbus, San Jose St.	1963	12	25	2.08
Carl Gentile, St. Louis	1964	13	27	2.08
Henry Abadi, Clemson	1972	16	32	2.00

Player, Team	Year	Games	Goals	Avg.
George Endler, St. Louis	1959	12	24	2.00
Len Salvemini, Air Force	1973	12	23	1.92
Herb Schmidt, Rutgers	1959	12	23	1.92
Jim Thames, Air Force	1965	11	20	1.82
Dave Rath, Bucknell	1969	13	23	1.77

GOALS

Player, Team	Year	Games	Goals
Thompson Usiyan, Appalachian St.	1980	17	46
Mark Erwin, Wake Forest	1983	21	36
Dov Markus, Long Island	1965	14	35
David Doyle, Campbell	1986	20	34
Thompson Usiyan, Appalachian St.	1978	13	34
Herb Schmidt, Rutgers	1961	14	34
Herb Schmidt, Rutgers	1960	13	33
Jimmy Glenn, Clemson	1993	24	32
Henry Abadi, Clemson	1973	16	32
Wojtek Krakowiak, Clemson	1998	24	31
Robert Ukrop, Davidson	1992	27	31
Michael King, Fairleigh Dickinson	1982	21	31
Pete Milich, Akron	1961	14	31
Carl Gentile, St. Louis	1963	14	30
Volde Harris, Clemson	1993	23	29
Mario Ribera, Tex.-Pan American	1992	12	29
Sam Okpodu, North Carolina St.	1982	19	29
Bjorn Tronstad, San Francisco	1979	26	29
Kevin Lovejoy, Notre Dame	1978	23	29
Jack Cardosa, West Virginia	1973	17	29

ASSISTS PER GAME

Player, Team	Year	Games	Assists	Avg.
Joe Casucci, Niagara	1970	14	23	1.64
Ben Ferry, George Washington	1997	18	24	1.33
Pat McBride, St. Louis	1963	14	17	1.21
Pat Gross, Campbell	1993	19	23	1.21
Ben Ferry, George Washington	1996	17	20	1.18
Carmelo Rago, Eastern Ill.	1969	15	17	1.13
Chris Ogu, North Carolina St.	1982	19	21	1.11
Frank Abel, Akron	1960	11	12	1.09
Jim Zylker, San Jose St.	1968	15	16	1.07
Ted Rafalovich, Stanford	1978	22	23	1.05
Aleks Mihalovic, Jacksonville	1978	19	20	1.05
Armando Valdivia, Cal St. Northridge	1993	20	20	1.00
Hilmar Bjornsson, UNC Greensboro	1992	22	22	1.00
Kamal Khalilian, Southern Methodist	1982	18	18	1.00
George Nanchoff, Akron	1975	13	13	1.00
Dan McHugh, Evansville	1985	23	22	0.96
Daniel Hernandez, Southern Methodist	1997	22	21	0.95
Matt McKeon, St. Louis	1995	21	20	0.95
Rivers Guthrie, Clemson	1994	19	18	0.95
Scott Millar, Winthrop	1996	18	17	0.94

ASSISTS

Player, Team	Year	Games	Assists
Ben Ferry, George Washington	1997	18	24
Pat Gross, Campbell	1993	19	23
Ted Rafalovich, Stanford	1978	22	23
Joe Casucci, Niagara	1970	14	23
Hilmar Bjornsson, UNC Greensboro	1992	22	22
Dante Washington, Radford	1988	24	22
Dan McHugh, Evansville	1985	23	22
Daniel Hernandez, Southern Methodist	1997	22	21
Chris Ogu, North Carolina St.	1982	19	21
Chris Goos, UNC Greensboro	2002	22	20
Ben Ferry, George Washington	1996	17	20
Mike Fisher, Virginia	1996	22	20
Matt McKeon, St. Louis	1995	21	20
Andrew Williams, Rhode Island	1995	23	20
Armando Valdivia, Cal St. Northridge	1993	20	20
Dean Herritty, Coastal Carolina	1989	22	20
Jeff Baicher, Santa Clara	1989	23	20
Pedro DeBrito, Connecticut	1981	25	20
Pedro DeBrito, Connecticut	1979	26	20
Aleks Mihalovic, Jacksonville	1978	19	20
Miles Joseph, Clemson	1993	24	19
Guillermo Jara, San Diego	1992	24	19
Eric Eichmann, Clemson	1985	23	19
Aris Bogdaneris, South Fla.	1984	21	19
Jimmy Koutsokalis, Charlotte	1979	24	19

SAVES PER GAME

Player, Team	Year	Games	Saves	Avg.
John Santos, Fairleigh Dickinson.....	1959	10	218	21.80
Bill Lebov, Bucknell.....	1964	12	228	19.00
Jim Mueller, New Hampshire.....	1970	10	162	16.20
Dale Hetherington, Western Mich.....	1975	12	187	15.58
Gary Kovacs, Bowling Green.....	1968	10	149	14.90
Pete Mannos, Northern Ill.....	1974	10	147	14.70
Alan Mayer, James Madison.....	1971	12	162	13.50
Ray Migas, DePaul.....	1987	18	230	12.78
Alan Weinberger, Boston U.....	1972	15	190	12.67
Mike Wescott, Syracuse.....	1977	14	174	12.42
Jim Kane, St. Bonaventure.....	1988	17	209	12.29
Henry Castaneda, George Mason.....	1971	14	171	12.21
Dragon Radovich, St. Francis (N.Y.).....	1976	15	181	12.07
Tom McCormack, St. John's (N.Y.).....	1979	13	156	12.00
John Fetzer, Wis.-Milwaukee.....	1976	15	179	11.93
Carl Powell, Wright St.....	1979	14	162	11.57
Gordie Tuttle, New Hampshire.....	1977	15	170	11.33
Bob Lahey, Northwestern.....	1984	18	195	10.83
Jonathan Demeter, Connecticut.....	1971	15	162	10.80
Steve Price, Boston College.....	1977	16	170	10.63

SAVES

Player, Team	Year	Games	Saves
Ray Migas, DePaul.....	1987	18	230
Bill Lebov, Bucknell.....	1964	12	228
Jose Grave dePeralta, Wake Forest.....	1983	21	218
John Santos, Fairleigh Dickinson.....	1959	10	218
Jim Kane, St. Bonaventure.....	1988	17	209
Jay Thomas, Va. Commonwealth.....	1980	21	202
Bob Lahey, Northwestern.....	1984	18	195
Howie Friedman, Boston U.....	1979	21	193
Roger Burgess, Charlotte.....	1980	21	190
Alan Weinberger, Boston U.....	1972	15	190
Mark Waseley, St. Francis (N.Y.).....	1990	20	189
Dale Hetherington, Western Mich.....	1975	12	187
Matt Malek, Northern Ill.....	1997	19	182
Steve Fisher, Richmond.....	1983	20	181
Dragon Radovich, St. Francis (N.Y.).....	1976	15	181
John Fetzer, Wis.-Milwaukee.....	1976	15	179
Albert Taras, Wright St.....	1981	22	178
Nick Christou, Canisius.....	1994	17	177
Harvey Torman, UAB.....	1984	19	174
Jim Adams, Monmouth.....	1991	21	172
Patrick Maguane, Rhode Island.....	1989	19	172

GOALS-AGAINST AVERAGE
(Min. 1,200 Minutes)

Player, Team	Year	Ga	Min.	GAA
John Putna, Indiana.....	1978	6	2,075	0.26
Trey Harrington, Evansville.....	1990	7	2,389	0.26
Tony Meola, Virginia.....	1988	5	1,475	0.31
Jeff Duback, Yale.....	1986	5	1,433	0.31
Brett Phillips, Old Dominion.....	1991	7	1,942	0.32
Terry Higgins, Fairleigh Dickinson.....	1984	5	1,364	0.33
Kasey Keller, Portland.....	1988	7	1,900	0.33
James Swanner, Clemson.....	1983	8	1,930	0.37
Tony Meola, Virginia.....	1989	6	1,447	0.37
Stefan Gonet, Binghamton.....	2003	9	2,125	0.38
Ken Bernstein, George Mason.....	1982	7	1,635	0.39
Eduardo Caruacho, South Ala.....	1987	6	1,385	0.39
Bill Andracki, Rutgers.....	1990	9	2,055	0.39
Greg Raber, Kentucky.....	2001	5	1,137	0.40
Colin Rogers, Indiana.....	2001	9	2,045	0.40
Aidan Heaney, Charlotte.....	1991	9	2,036	0.40
Kevin Kane, North Carolina.....	1978	6	1,357	0.40
Kasey Keller, Portland.....	1989	9	2,018	0.40
Joe Papaleo, Syracuse.....	1982	9	1,975	0.41
Zach Thornton, Loyola (Md.).....	1993	9	1,928	0.42
Robby Fulton, Stanford.....	2002	8	1,681	0.43

Career

POINTS PER GAME
(Min. 100 Points)

Player, Team	Years	Games	Points	Avg.
Thompson Usiyan, Appalachian St.....	1977-80	49	255	5.20
Herb Schmidt, Rutgers.....	1959-61	39	180	4.62
Pete Milich, Akron.....	1960-63	48	204	4.25
Nick Papadakis, Hartwick.....	1963-66	43	170	3.95
Carl Gentile, St. Louis.....	1963-65	41	160	3.90
Benito Artinano, North Carolina St.....	1961, 63-64	34	121	3.56
Manuel Hernandez, San Jose St.....	1968-69, 71	47	165	3.51
Gerry Balassi, St. Louis.....	1960-62	43	143	3.33
Hayden Knight, Marquette.....	1976-79	44	146	3.32
Dov Marcus, Long Island.....	1965-67	48	156	3.25
Pat McBride, St. Louis.....	1963-65	41	130	3.17
Joe Casucci, Niagara.....	1969-72	48	150	3.13
Dale Russell, Philadelphia U.....	1973-76	66	198	3.00
Ismael Perez, San Jose St.....	1975-78	60	173	2.88
Len Salvemini, Air Force.....	1971-74	52	149	2.87
Kamal Khalilian, Southern Methodist.....	1980-82	54	153	2.83
George Nanchoff, Akron.....	1973-76	51	144	2.82
Wolde Harris, Clemson.....	1993-95	61	170	2.79
Fred Pereira, Brown.....	1974-76	45	124	2.76
Shoa Agonafer, UCLA.....	1969-72	70	192	2.74
Heikki Ritvanen, UCF.....	1996-99	69	188	2.72
Toni Siikala, Campbell.....	1992-95	60	163	2.72
Nnamdi Nwokocho, Clemson.....	1979-82	63	171	2.71
Roy Wegerle, South Fla.....	1982-83	39	103	2.64
Dante Washington, Radford.....	1988-92	88	230	2.61

POINTS

Player, Team	Years	Games	Points
Thompson Usiyan, Appalachian St.....	1977-80	49	255
Dante Washington, Radford.....	1988-92	88	230
Michael King, Fairleigh Dickinson.....	1982-85	91	206
Pete Milich, Akron.....	1960-63	48	204
Dale Russell, Philadelphia U.....	1973-76	66	198
Ken Snow, Indiana.....	1987-90	87	196
Ole Mikkelsen, UCLA.....	1977-80	100	194
Shoa Agonafer, UCLA.....	1969-72	70	192
Sam Okpodu, North Carolina St.....	1981-84	79	191
Heikki Ritvanen, UCF.....	1996-99	69	188
Siggi Eyjolfsson, UNC Greensboro.....	1995-98	87	185
John Wolyniec, Fordham.....	1995-98	81	184
Brian McBride, St. Louis.....	1990-93	89	184
Robert Ukrop, Davidson.....	1988-92	95	184
Cesidio Colasante, La Salle.....	1994-97	77	183
Steve Burks, Indiana.....	1973-76	72	182
Herb Schmidt, Rutgers.....	1959-61	39	180
Ismael Perez, San Jose St.....	1975-78	60	173
Nnamdi Nwokocho, Clemson.....	1979-82	63	171
Wolde Harris, Clemson.....	1993-95	61	170
Nick Papadakis, Hartwick.....	1963-66	43	170
Bob Rohrbach, Dayton.....	1972-75	94	169
Mike Fisher, Virginia.....	1993-96	94	167
Jim Tursi, Portland.....	1977-80	90	167
Armando Betancourt, Indiana.....	1979-81	72	165
Manuel Hernandez, San Jose St.....	1968-69, 71	47	165



Binghamton Sports Information

Binghamton's Stefan Gonet posted the 10th-best goals-against average in a season last year, allowing only nine goals in 2,125 minutes for a 0.38 mark.

**GOALS PER GAME
(Mi n. 45 Goals)**

Player, Team	Years	Games	Goals	Avg.
Herb Schmidt, Rutgers	1959-61	39	90	2.31
Thompson Usiyan, Appalachian St.	1977-80	49	109	2.22
Pete Milich, Akron	1960-63	48	85	1.77
Nick Papadakis, Hartwick	1963-66	43	76	1.77
Benito Artinano, North Carolina St.	1961, 63-64	34	57	1.68
Carl Gentile, St. Louis	1963-65	41	67	1.63
Dov Marcus, Long Island	1965-67	48	78	1.63
Ray Klivecka, Long Island	1961-63	35	55	1.57
Charlie Duccilli, Temple	1965-67	44	66	1.50
Guy Busch, Michigan St.	1965-67	36	54	1.50
Chris Ohiri, Harvard	1961-63	32	47	1.47
Manuel Hernandez, San Jose St.	1968-69,71	47	68	1.45
Tony Keyes, Michigan St.	1966-68	41	56	1.37
Heikki Ritvanen, UCF	1996-99	69	88	1.28
Ismael Perez, San Jose St.	1975-78	60	75	1.25
Len Salvemini, Air Force	1971-74	52	65	1.25
Wolde Harris, Clemson	1993-95	61	76	1.25
Trevor Harris, Michigan St.	1967-69	39	48	1.23
Dale Russell, Philadelphia U.	1973-76	66	81	1.23
Gerry Balassi, St. Louis	1960-62	43	52	1.21
Hayden Knight, Marquette	1976-79	44	52	1.18
Mike Biggs, Delaware	1968-70	40	47	1.18
Nnamdi Nwokocha, Clemson	1979-82	63	74	1.17
Ruben Molinares, Fairleigh Dickinson	1973-76	55	63	1.15

GOALS

Player, Team	Years	Games	Goals
Thompson Usiyan, Appalachian St.	1977-80	49	109
Herb Schmidt, Rutgers	1959-61	39	90
Heikki Ritvanen, UCF	1996-99	69	88
Michael King, Fairleigh Dickinson	1982-85	91	87
Pete Milich, Akron	1960-63	48	85
Ken Snow, Indiana	1987-90	87	84
Dante Washington, Radford	1988-92	88	82
Ole Mikkelsen, UCLA	1977-80	100	82
Dale Russell, Philadelphia U.	1973-76	66	81
Sam Okpodu, North Carolina St.	1981-84	79	78
Dov Marcus, Long Island	1965-67	48	78
Steve Burks, Indiana	1973-76	72	77
Cesidio Colasante, La Salle	1994-97	77	76
Wolde Harris, Clemson	1993-95	61	76
Robert Ukrop, Davidson	1988-92	95	76
Shoa Agonafer, UCLA	1969-72	70	76
Nick Papadakis, Hartwick	1963-66	43	76
Siggi Eyjolfsson, UNC Greensboro	1995-98	87	75
John Wolyniec, Fordham	1995-98	81	75
Ismael Perez, San Jose St.	1975-78	60	75
Nnamdi Nwokocha, Clemson	1979-82	63	74
Brian McBride, St. Louis	1990-93	89	72
David Doyle, Campbell	1983-86	75	72
Jeff Gaffney, Virginia	1982-85	84	69
Toni Siikala, Campbell	1992-95	60	68
Keith DeFini, Creighton	1990-93	77	68
Mark Erwin, Wake Forest	1980-83	83	68
Manuel Hernandez, San Jose St.	1975-78	47	68

**ASSISTS PER GAME
(Mi n. 30 Assists)**

Player, Team	Years	Games	Assists	Avg.
Hayden Knight, Marquette	1976-79	44	42	0.95
Pat McBride, St. Louis	1963-65	41	38	0.93
Joe Casucci, Niagara	1969-72	48	44	0.92
Gerry Balassi, St. Louis	1960-62	43	39	0.91
Jeff Boicher, Santa Clara	1989-90	43	37	0.86
Memo Arzate, UC Santa Barb.	2002-03	43	36	0.84
Aleks Mihalovic, Jacksonville	1975-78	66	54	0.82
Carmelo Rago, Eastern Ill.	1969-71	38	31	0.82
Frank Abel, Akron	1959-62	46	36	0.78
Thompson Usiyan, Appalachian St.	1977-80	49	37	0.76
Dante Washington, Radford	1988-92	88	66	0.75
Ted Rafalovich, Stanford	1978-81	85	62	0.73
Ben Ferry, George Washington	1994-98	63	45	0.71
Kevin Kullby, Wisconsin	1982-84	55	39	0.71
Pete Milich, Akron	1960-63	48	34	0.71
Todd Lindh, Wofford	1979-82	63	44	0.70
Chris Ogu, North Carolina St.	1980-83	79	55	0.70
Kamal Khalilian, Southern Methodist	1980-82	54	37	0.69
Andrew Williams, Rhode Island	1994-97	66	45	0.68
Steve Morris, Syracuse	1986-90	64	43	0.67
Fred Pereira, Brown	1974-76	45	30	0.67
Doug Yearwood, Georgia St.	1981-84	70	46	0.66
Fred Silva, Virginia Tech	1997, 99-2001	65	42	0.65
Chris Goos, UNC Greensboro	1999-2002	83	53	0.64
Markku Salminen, Monmouth	1987-89	58	37	0.64

Player, Team

Player, Team	Years	Games	Assists	Avg.
Maurizio Rocha, Connecticut	1995-98	80	51	0.64
Dave MacWilliams, Philadelphia U.	1975-78	68	43	0.63

ASSISTS

Player, Team	Years	Games	Assists
Dante Washington, Radford	1988-92	88	66
Ted Rafalovich, Stanford	1978-81	85	62
Pedro Debrito, Connecticut	1978-81	100	59
Mike Fisher, Virginia	1993-96	94	55
Chris Ogu, North Carolina St.	1980-83	79	55
Aleks Mihalovic, Jacksonville	1975-78	66	54
Chris Goos, UNC Greensboro	1999-2002	83	53
Richard Mulrooney, Creighton	1995-98	85	51
Maurizio Rocha, Connecticut	1995-98	85	51
Guillermo Jara, San Diego	1992-95	81	48
Toby Taitano, San Diego	1990-93	85	47
Eric Eichmann, Clemson	1983-86	88	47
Matt McKeon, St. Louis	1992-95	84	46
Sean Shapert, Indiana	1986-89	86	46
Bruce Murray, Clemson	1984-87	84	46
Aris Bogdaneris, South Fla.	1983-86	80	46
Doug Yearwood, Georgia St.	1981-84	70	46
Ben Ferry, George Washington	1994-98	63	45
Andrew Williams, Rhode Island	1994-97	66	45
Steve Klein, Bowling Green	1993-96	79	45
Thomas Kain, Duke	1982-85	88	45
Billy Owens, William & Mary	1992-95	90	44
Damian Silvera, Virginia	1992-95	98	44
Todd Lindh, Wofford	1979-82	63	44
Eric Price, UC Santa Barbara	1978-82		44
Joe Casucci, Niagara	1969-72	48	44

**SAVES PER GAME
(Mi n. 300 Saves)**

Player, Team	Years	Games	Saves	Avg.
Dale Hetherington, Western Mich.	1973-76	50	604	12.08
Jim Mueller, New Hampshire	1970-73	38	457	12.03
Gordie Tuttle, New Hampshire	1976-79	52	507	9.75
Jim Kane, St. Bonaventure	1987-90	47	457	9.72
Dragan Radovich, St. Francis (N.Y.)	1975-78	58	532	9.17
Tom McCormack, St. John's (N.Y.)	1979-82	58	531	9.16
Nick Christou, Canisius	1992-95	57	516	9.05
Charlie Ingold, UNC Wilmington	1977-80	65	561	8.63
Howie Friedman, Boston U.	1977-79	54	460	8.52
Aaron Rhame, Valparaiso	1995-98	71	577	8.13
Jose Grave dePeralta, Wake Forest	1980-83	77	620	8.05
Tim Denman, Manhattan	1996-99	40	319	7.98
Jeff Kraft, Temple	1977-80	67	534	7.97
Dave Whitcraft, Delaware	1980, 82-84	57	441	7.74
Ken Clark, Temple	1994-97	43	325	7.56
John Ford, Canisius	1995-98	56	414	7.39
Albert Taras, Wright St.	1979-82	62	457	7.37
Stewart Beason, Virginia Tech	1982-85	63	461	7.32
John Fetzer, Wis.-Milwaukee	1973-76	55	400	7.27
Marty Guolo, Towson	1979-81	56	403	7.20



Memo Arzate of UC Santa Barbara completed his career last year in sixth place on the Assists Per Game list.

Player, Team	Years	Games	Saves	Avg.
Peter Pappas, Philadelphia U.	1991-94	74	522	7.05
Michael Magno, DePaul	1990-93	47	326	6.94
Jim Dalla Riva, Creighton	1981-84	68	466	6.85
Don Tuohy, La Salle	1996-99	52	356	6.85
Brian Herr, Drexel	1994-97	71	483	6.80

SAVES

Player, Team	Years	Games	Saves
Jose Grave dePeralta, Wake Forest	1980-83	77	620
Dale Hetherington, Western Mich.	1973-76	50	604
Aaron Rhame, Valparaiso	1995-98	71	577
Charlie Ingold, UNC Wilmington	1977-80	65	561
Jeff Kraft, Temple	1977-80	67	534
Dragan Radovich, St. Francis (N.Y.)	1975-78	58	532
Tom McCormack, St. John's (N.Y.)	1979-82	58	531
Peter Pappas, Philadelphia U.	1991-94	74	522
Nick Christou, Canisius	1992-95	57	516
Gordie Tuttle, New Hampshire	1976-79	52	507
Chris Murphy, Holy Cross	1992-95	489	489
Brian Herr, Drexel	1994-97	71	483
David Higgins, Charlotte	1978-79, 81-82	74	481
John White, Radford	1978-81	475	475
Chris Doyle, Hartford	1998-2001	80	473
Jim Dalla Riva, Creighton	1981-84	68	466
Stewart Beason, Virginia Tech	1982-85	63	461
Howie Friedman, Boston U.	1977-79	54	460
Jim Kane, St. Bonaventure	1987-90	47	457
Albert Taras, Wright St.	1979-82	62	457
Jim Mueller, New Hampshire	1970-73	38	457
Jaro Zawislak, Clemson	1990-93	88	446
Scott Fusco, Bradley	1990-93	74	441
Dave Whitcraft, Delaware	1980-84	57	441
Joe Koury, Bowling Green	1979-82	70	441

**GOALS-AGAINST AVERAGE
(Mi n. 2,500 Minutes)**

Player, Team	Years	GA	Min.	GAA
Tony Meola, Virginia	1988-89	11	2,922	0.34
Robert Ross, Connecticut	1975-79	14	3,600	0.35
Bob Willen, Virginia	1984-87	18	4,045	0.40
James Swanner, Clemson	1982-83	18	3,814	0.43
Colin Rogers, Indiana	1998-2001	18	3,236	0.50
Chris Oswald, Indiana	1980-83	29	5,042	0.52
Joe Mallia, Old Dominion	1987-90	28	4,808	0.52
Mark Schuur, Washington	1979-82	29	4,700	0.56
Scott Coufal, Indiana	1993-96	58	7,953	0.56
Jon Halliwell, Evansville	1985-88	42	6,669	0.57
Kevin Rueda, Santa Clara	1987-91	20	3,027	0.60
T.J. Hannig, Indiana	1997-00	44	6,616	0.60
Sean Burke, Akron	1983-84	24	3,600	0.60
Brad Friedel, UCLA	1990-92	40	5,984	0.60
Adam Zapala, Stanford	1997-00	57	8,111	0.63
Eric Yamamoto, Santa Clara	1986-89	49	6,972	0.63
Kasey Keller, Portland	1988-91	55	7,765	0.64
Russ Fant, James Madison	1987-90	30	4,143	0.65
Tom Zawislak, Creighton	1996-99	33	4,509	0.66
Jim St. Andre, Vermont	1986-89	57	7,762	0.66
Nick Rimando, UCLA	1997-99	31	4,193	0.67
Kevin Kane, North Carolina	1977-80	36	4,824	0.67
Chris Snitko, UCIA	1992-95	39	5,084	0.69
Joe O'Carroll, James Madison	1989-92	25	3,236	0.70
Charles Arndt, South Carolina	1985-88	41	5,286	0.70

GOALKEEPER MINUTES PLAYED

Player, Team	Years	Minutes
Steve McCullough, UNC Asheville/ Marquette	1991-94	8,306:00
Adin Brown, William & Mary	1996-99	8,256:00
Jim Welch, Marquette	1995-98	8,114:00
Adam Zapala, Stanford	1997-00	8,111:34
Scott Coufal, Indiana	1993-96	7,953:00
Scott Vallow, Bowling Green	1995-98	7,943:29
Jaro Zawislak, Clemson	1990-93	7,829:00
Byron Foss, Southern Methodist	1998-2001	7,787:00
Kasey Keller, Portland	1988-91	7,765:00
Jim St. Andre, Vermont	1986-89	7,762:00
Mark Modersohn, Southwest Mo. St.	1997-00	7,674:00
Trey Harrington, Evansville	1989-92	7,669:00
Anton Nisil, UCLA	1986-89	7,604:00
Chris Doyle, Hartford	1998-2001	7,558:32
Ricardo Leite, George Mason	1990-93	7,534:00
Matt Jordan, Clemson	1994-97	7,136:00
Whit Gibson, Penn St.	1996-99	7,115:00
Jeff Causey, Virginia	1990-93	7,050:00

Player, Team	Years	Minutes
Doug Brooks, California	1996-99	6,996:00
Paul Wesseling, Xavier	1997-2000	6,994:44
Kyle Krpata, Stanford	1989-92	6,993:00
Aidan Heaney, UNC Charlotte	1988-91	6,979:09
Tyler Purtil, Georgetown	1996-99	6,979:00
Eric Yamamoto, Santa Clara	1986-89	6,972:00
Scott Fusco, Bradley	1990-93	6,899:00

**PLAYERS WITH 40 GOALS AND 40 ASSISTS
(Chronological order)**

Player, Team	Goals	Assists	Points	Years
Shoa Agonafer, UCLA	76	40	192	1969-72
Joe Casucci, Niagara	53	44	150	1969-72
Aleks Mihalovic, Jacksonville	41	54	136	1975-78
Hayden Knight, Marquette	52	42	146	1976-79
Dave McWilliams, Philadelphia U.	47	43	137	1976-79
Dan McNevin, Stanford	43	42	128	1977-79
Pedro Debrito, Connecticut	43	59	145	1978-81
Ted Rafalovich, Stanford	45	62	152	1978-81
Chris Ogu, North Carolina St.	51	55	157	1980-83
Doug Yearwood, Georgia St.	59	46	164	1981-84
Tom Kain, Duke	51	45	147	1982-85
John Kerr, Duke	42	43	127	1983-86
Dan McHugh, Evansville	46	41	133	1983-86
Bruce Murray, Clemson	48	46	142	1984-87
Magnus Ramquist, Radford	40	41	121	1986-88
Steve Morris, Syracuse	43	43	129	1986-90
Sigfus Karason, South Ala.	47	40	134	1987-90
Pearse Tormey, Clemson	40	41	121	1987-90
Dante Washington, Radford	82	66	230	1988-92
Brian McBride, St. Louis	72	40	184	1990-93
Guillermo Jara, San Diego	51	48	150	1992-95
Matt McKeon, St. Louis	47	46	140	1992-95
Mike Fisher, Virginia	56	55	167	1993-96
Andrew Williams, Rhode Island	52	45	149	1994-97

Miscellaneous

FASTEST GOAL, START OF GAME

Time	Player, Team	Opponent	Date
:09	Alecko Eskandarian, Virginia	America	Oct. 26, 2002
:09	Josh Brinkley, UAB	Belmont	Nov. 5, 1999
:09	Chad Harper, San Jose St.	Stanford	Nov. 21, 1998
:09	Jari Takatalo, James Madison	UNC Wilmington	Oct. 12, 1996
:10	Jeff Alexander, Portland	Washington	Oct. 8, 1999
:10	John Sampers, Davidson	Charlotte	Sept. 8, 1994
:10	Andrew Burr, Furman	Citadel	Sept. 15, 1990
:11	Sunday Isename, Dayton	Bowling Green	Sept. 20, 2000
:11	Alfonso DeMares, Towson	Vermont	Sept. 29, 2000
:11	Jeff Maddox, Akron	Northern Ill.	Oct. 12, 1997
:12	Gregory Strohmann, Seton Hall	American	Sept. 5, 1999
:12	Stephen Pugliese, Charlotte	Furman	Sept. 23, 1998
:12	Randy Sheen, Charlotte	Portland	Sept. 4, 1994
:14	Matt McKeon, St. Louis	Ark.-Little Rock	Oct. 21, 1994
:15	Chris Rolfe, Dayton	Louisville	Sept. 14, 2003
:16	Tim Pierce, UCLA	San Diego St.	Sept. 29, 2002
:16	Ben Stafford, Wake Forest	North Carolina St.	Oct. 9, 1999
:16	John Barry Nusum, Furman	Wofford	Oct. 6, 1999
:16	Brian Kamler, Creighton	Bradley	Oct. 9, 1992
:16	Dan Narzinski, Air Force	Denver	Nov. 5, 1969

FASTEST CONSECUTIVE GOALS, SAME TEAM

Time	Players, Team	Opponent	Date
:09	Jon Hall (2), American	George Washington	Oct. 6, 1987
:12	Miles Dowiak and Chad Porter, Pittsburgh	Seton Hall	Sept. 24, 2000
:12	Nick Brown and Rob Nabb, Western Mich.	Goshen	Sept. 7, 1990
:14	Phil Swenda (2), Seton Hall	Providence	Oct. 15, 2000
:14	Randy Wojtala (2), Western Mich.	Eastern Mich.	Sept. 23, 1978
:15	Eric Kvello (2), Georgetown	George Washington	Sept. 5, 1998
:15	Julio Umana (2), UCLA	Cal St. Northridge	Oct. 16, 1994
:17	Jorge Ferreira (2), Detroit	Alabama A&M	Nov. 1, 1998
:17	Doug Barry and Lief Vititoe, San Diego	Santa Clara	Oct. 7, 1994
:18	Ronnie Weis and Frank Velez, Tulsa	Bradley	Oct. 11, 1991
:18	Chris Sawicki and John Macdonald, California	Harvard	Oct. 3, 1999
:19	Scott Powers and Chris Dodson, Brown	Navy	Sept. 25, 1998

Time	Players, Team	Opponent	Date
:19	Clay Kilbarger and Seth George, UCLA	Sacramento St.	Nov. 10, 1996
:19	Dominic Conti (2), Oregon St.	Stanford	Oct. 6, 1995
:20	Mike Rosenthal and M.J. Serota, UMKC	Denver	Sept. 27, 2002
:20	Greg Foisie (2), Washington	California	Oct. 8, 2000
:20	C. J. Robinson and Stephen Miller, Charlotte	Memphis	Oct. 11, 1998
:20	Eddie Lewis (2), UCLA	Davidson	Sept. 14, 1994

FASTEST CONSECUTIVE GOALS, OPPOSING TEAMS

Time	First Goal	Second Goal	Date
:03	Aaron Wellman, UC Santa Barb.	Seth George, UCLA	Nov. 6, 1998
:05	Ramiro Arredondo, California	Brett Konley, Michigan St.	Sept. 19, 1999
:05	Bryan Gibbs, Drury	Pedro Delgado, Evansville	Oct. 4, 1998
:07	Frank D'Andrea, Quinnipiac	Francesco Cartiera, Sacred Heart	Oct. 29, 1999
:08	Chris Doré, Bowling Green	Koen Kuiken, Xavier	Sept. 14, 1999
:11	Bryan Namoff, Bradley	Marcos Cabrera, Belmont	Oct. 8, 2000
:12	Grant Schick, Santa Clara	Jim Clarke, Portland	Oct. 9, 1993
:13	Dennis O'Connell, Delaware	Adam Lowe, Towson	Oct. 10, 1998
:16	Mansour Ndiaye, Connecticut	Danny Horan, Boston College	Sept. 30, 1998
:19	Andy Crouch, Xavier	Fred Silva, Virginia Tech	Oct. 29, 2000
:18	McKinley Tennyson, UCLA	David Beck, Butler	Sept. 12, 1999
:22	Bobby Thompson, Boston College	Ben Jefferson-Dow, Georgetown	Sept. 28, 2002
:22	Marcos Cabrera, Belmont	Justin Arabadjief, Bradley	Oct. 8, 2000
:22	Jason Cropley, Maryland	David Beck, Butler	Sept. 5, 1999
:24	Scot Thompson, UCLA	Bryn Ritchie, Washington	Nov. 10, 1999

CONSECUTIVE GAMES WITH AT LEAST ONE GOAL

No.	Player, Team	From	To
16	Pete Milich, Akron	Sept. 23, 1961	Oct. 6, 1962
14	Peter Byaruhanga, UAB	Sept. 26, 1999	Nov. 27, 1999
13	Chris Ohiri, Harvard	Nov. 10, 1962	Nov. 22, 1963
12	Rob Friend, UC Santa Barb.	Nov. 2, 2001	Oct. 4, 2002
11	Alecko Eskandarian, Virginia	Sept. 28, 2002	Nov. 14, 2002
11	Chris Carrieri, North Carolina	Sept. 27, 2000	Nov. 5, 2000
11	Heikki Ritvanen, UCF	Sept. 26, 1999	Nov. 4, 1999
11	Nnamdi Nwokocho, Clemson	1980	1981
10	Jimmy Dowell, Tulsa	Sept. 23, 1994	Oct. 25, 1994
9	Caleb Norkus, North Carolina	Sept. 27, 2000	Oct. 25, 2000
9	Orest Grechka, Hartwick	Oct. 25, 1997	Sept. 14, 1998
9	Clint Mathis, South Carolina	Sept. 3, 1997	Oct. 8, 1997
9	Duncan Horner, Akron	Oct. 10, 1993	Sept. 3, 1994
9	Darren Eales, Brown	1994	1994
9	Jimmy Glenn, Clemson	1993	1993
9	Wolde Harris, Clemson	1993	1993
9	Fred Pereira, Brown	1976	1976
9	Andy Demori, Clemson	1969	1970

CONSECUTIVE SHUTOUT MINUTES

No.	Player, Team	From	To
900	Randy Phillips, Southern Methodist	Sept. 27, 1980	Nov. 5, 1980
891:25	Tony Meola, Virginia	Sept. 18, 1988	Nov. 6, 1988
851	Chris Snitko, UCLA	Sept. 6, 1993	Oct. 17, 1993
846	Alex Maslow, Furman	Oct. 2, 2002	Dec. 1, 2002
829:58	Bob Willen, Virginia	Sept. 2, 1987	Oct. 4, 1987
763:28	Adam Zapala, Stanford	Sept. 15, 1997	Oct. 19, 1997
748:36	Bill Wahl, Akron	Oct. 12, 1997	Nov. 9, 1997

No.	Player, Team	From	To
748:07	Ken Bernstein, George Mason	Sept. 9, 1981	Oct. 10, 1981
741	Kevin Hartman, UCLA	Sept. 29, 1995	Sept. 15, 1996
729:15	Jim St. Andre, Vermont	Sept. 9, 1988	Oct. 1, 1988
714:59	Bob Willen, Virginia	Sept. 28, 1986	Nov. 16, 1986
709:31	Chris Humphreys, San Jose St.	Sept. 1, 2000	Sept. 23, 2000
663	Brian Steckroth, Navy	Sept. 9, 2000	Oct. 27, 2001
660	John Howard, Southern Methodist	August 29, 1990	Sept. 19, 1990
643:42	Barry Purcell, James Madison	Sept. 2, 1996	Oct. 2, 1996

Annual Champions

POINTS PER GAME

Season	Player, Team	Cl.	G	GO	A	P	Avg.
1998	John Wolyniec, Fordham	Sr.	20	25	10	60	3.00
1999	Conor Casey, Portland	Fr.	18	23	7	53	2.94
2000	Chris Carrieri, North Carolina	Jr.	24	25	14	64	2.67
2001	Dipsy Selolwane, St. Louis	Sr.	20	25	4	54	2.70
2002	Chris Goos, UNC Greensboro	Sr.	22	20	20	60	2.73
2003	Joseph Ngwenya, Coastal Caro.	Sr.	22	21	14	56	2.55

GOALS PER GAME

Season	Player, Team	Cl.	G	GO	Avg.
1998	Andrew Mittenford, Lehigh	Sr.	18	24	1.33
1999	Conor Casey, Portland	Fr.	18	23	1.28
2000	Jason Thompson, Eastern Ill.	Fr.	19	21	1.11
2001	Dipsy Selolwane, St. Louis	Sr.	20	25	1.25
2002	Alecko Eskandarian, Virginia	Jr.	20	25	1.25
2003	Joseph Ngwenya, Coastal Caro.	Jr.	22	21	0.95

ASSISTS PER GAME

Season	Player, Team	Cl.	G	A	Avg.
1998	Federico Arroyo, Cal St. Northridge	Jr.	17	16	0.94
1999	Mike Popovic, Jacksonville	Jr.	16	15	0.94
2000	Anders Hoyem, Northeastern	Jr.	18	12	0.67
	Todd Lauber, Towson	Jr.	18	12	0.67
2001	Jarett Park, Syracuse	Fr.	15	14	0.93
2002	Chris Goos, UNC Greensboro	Sr.	22	20	0.91
2003	Memo Arzate, UC Santa Barb.	Sr.	22	18	0.82

GOALS-AGAINST AVERAGE

Season	Player, Team	Cl.	G	MIN	GA	GAA
1998	T. J. Hannig, Indiana	Jr.	25	2,251	11	0.44
1999	Tom Wunk, UMBC	So.	13	1,045	4	0.34
2000	Adam Zapala, Stanford	Sr.	22	1,994	10	0.45
2001	Greg Raber, Kentucky	Jr.	16	1,137	5	0.40
2002	Robby Fulton, Stanford	So.	18	1,681	8	0.43
2003	Stefan Gonet, Binghamton	Fr.	22	2,125	9	0.38

SAVES PER GAME

Season	Player, Team	Cl.	G	SV	Avg.
1998	Dany Estupinan, St. Peter's	Jr.	14	126	9.00
1999	Don Tuohy, La Salle	Sr.	18	139	7.72
2000	Mike Cardenas, Boston U.	So.	9	68	7.56
2001	Carlos DeBrito, Marist	Sr.	16	127	7.94
2002	Stash Graham, La Salle	So.	19	156	8.21
2003	Collin Leaver, Manhattan	Fr.	15	125	8.33

Team Records

Official NCAA Division I men's soccer records began with the 1959 season and are based on information submitted to the NCAA statistics service by institutions participating in the statistics rankings. Annual champions started in the 1998 season, which was the first year the NCAA compiled weekly leaders. In statistical rankings, the rounding of percentages and/or averages may indicate ties where none exist. In these cases, the numerical order of the rankings is accurate.

Scoring

- POINTS Game**
55—Indiana vs. Indiana St., Sept. 25, 1976
- GOALS Game**
24—Cleveland St. vs. Wright St., Oct. 16, 1974
- Season**
139—San Francisco, 1979 (27 games)
- SCORING AVERAGE Season**
6.77—St. Louis, 1964 (88 goals in 13 games)

ASSISTS Game

21—Northern Ill. vs. Valparaiso, Oct. 9, 1971

Defense

- SAVES Game**
44—Fairleigh Dickinson vs. New York U., 1959
- Season**
251—St. Bonaventure, 1988 (20 games)
- SAVES PER GAME Season**
19.00—Bucknell, 1964 (228 in 12 games)

GOALS-AGAINST AVERAGE

Season

0.24—Evansville, 1990 (7 GA in 2,580 min.)

SHUTOUTS

Season

20—Evansville, 1990 (27 games)

SHUTOUT PERCENTAGE

Season

.783—Indiana, 1979 (18 in 23 games)

Miscellaneous

CONSECUTIVE WINS

25—Navy, 1964 to 1965

CONSECUTIVE GAMES WITHOUT A LOSS

46—Indiana, Sept. 4, 1983 to Nov. 9, 1984 (includes 6 ties)

CONSECUTIVE HOME WINS

39—Tulsa, 1988 to 1992

CONSECUTIVE CONFERENCE WINS

(includes conference tournaments)

35—Appalachian St., 1977 to 1982

CONSECUTIVE CONFERENCE GAMES

WITHOUT A LOSS

(includes conference tournaments)

46—Furman, Sept. 23, 1999 to Oct. 7, 2003 (includes 3 ties)

CONSECUTIVE SHUTOUTS

11—Furman, Oct. 9, 2002 to Nov. 27, 2002

WINS IN A SEASON

24—Evansville, 1990

CONSECUTIVE WINNING SEASONS

37—St. Louis, 1959 to 1996; UCLA, 1967 to present

MOST-IMPROVED WON-LOSS RECORD

11.5—San Jose St., 1999 (7-11-2) to 2000 (20-1-1); South Ala., 1980 (1-11-0) to 1981 (15-2-2)

Game

POINTS

No.	Team vs. Opponent	Date
55	Indiana vs. Indiana St.	Sept. 25, 1976
54	Bowling Green vs. Findlay	Sept. 8, 1982
51	Northern Ill. vs. Valparaiso	Oct. 9, 1971
50	Wake Forest vs. St. Andrews	Sept. 16, 1983
49	Central Conn. St. vs. Md.-East. Shore	Sept. 23, 1995
48	Centenary (La.) vs. Wiley	Oct. 23, 2002
48	Charlotte vs. West Va. Tech	Sept. 16, 1987
48	Cleveland St. vs. Wright St.	Oct. 16, 1974
47	Air Force vs. Regis (Colo.)	Oct. 1, 1977
47	Furman vs. Wofford	Oct. 12, 1974
47	Stetson vs. Southeastern Bible	Sept. 19, 1974
46	Tulsa vs. Nicholls St.	Sept. 9, 1990
46	San Francisco vs. St. Mary's (Cal.)	1979
45	Charlotte vs. UNC Asheville	Sept. 4, 1981
44	UNC Wilmington vs. UNC Pembroke	Oct. 12, 1976

GOALS

No.	Team vs. Opponent	Date
24	Cleveland St. vs. Wright St.	Oct. 16, 1974
23	San Francisco vs. St. Mary's (Cal.)	1979
21	Bowling Green vs. Findlay	Sept. 8, 1982
19	Indiana vs. Indiana St.	Sept. 25, 1976
19	Temple vs. Rutgers-Camden	1963
18	Charlotte vs. West Va. Tech	Sept. 16, 1987
18	Clemson vs. Flagler	Oct. 31, 1976
18	Furman vs. Wofford	Oct. 12, 1974
18	Brown vs. Boston U.	1974
17	Centenary (La.) vs. Wiley	Oct. 23, 2002
17	Central Conn. St. vs. Md.-East. Shore	Sept. 23, 1995
17	Wake Forest vs. St. Andrews	Sept. 16, 1983
17	Stanford vs. Sonoma St.	Oct. 20, 1978
17	Air Force vs. Regis (Colo.)	Oct. 1, 1977
17	UCLA vs. Loyola Marymount	1977
17	Stetson vs. Southeastern Bible	Sept. 19, 1974
17	Niagara vs. Canisius	1970
17	San Jose St. vs. Pacific	1968

ASSISTS

No.	Team vs. Opponent	Date
21	Northern Ill. vs. Valparaiso	Oct. 9, 1971
17	Central Conn. St. vs. Md.-East Shore	Sept. 23, 1995
16	UAB vs. Belmont	Nov. 5, 1999
16	Detroit vs. Alabama A&M	Nov. 1, 1998
16	Wake Forest vs. St. Andrews	Sept. 16, 1983
15	Charlotte vs. UNC Asheville	Sept. 4, 1981
14	Centenary (La.) vs. Wiley	Oct. 23, 2002
14	South Carolina vs. Appalachian St.	Sept. 22, 1991
14	Tulsa vs. Nicholls St.	Sept. 9, 1990
14	Detroit vs. Aquinas	Oct. 13, 1988
14	Coastal Carolina vs. Armstrong Atlantic	Oct. 14, 1986
13	UAB vs. Alabama A&M	Sept. 26, 1999
13	Hofstra vs. Temple	Sept. 15, 1998
13	Bowling Green vs. Western Mich.	Nov. 3, 1996
13	Charleston So. vs. Johnson & Wales (R.I.)	Oct. 18, 1996
13	Northern Ill. vs. Ill.-Chicago	Oct. 24, 1989
13	Washington vs. Gonzaga	Sept. 19, 1987
13	Charleston So. vs. Lander	Sept. 27, 1980
13	Santa Clara vs. Pacific	Nov. 7, 1979
13	Notre Dame vs. St. Joseph's (Ind.)	Sept. 18, 1978
13	Air Force vs. Regis (Colo.)	Oct. 1, 1977
13	Stetson vs. Southeastern Bible	Sept. 19, 1974
13	Northern Ill. vs. Ball St.	Oct. 23, 1971

SAVES

No.	Team vs. Opponent	Date
44	Fairleigh Dickinson vs. New York U.	1959
37	Western Mich. vs. Evansville	Sept. 21, 1977
35	Western Mich. vs. Spring Arbor	Oct. 11, 1975
34	Wake Forest vs. Guilford	Nov. 2, 1980
34	East Carolina vs. North Carolina St.	Sept. 14, 1980
34	Boston U. vs. Babson	Sept. 30, 1972
34	Wright St. vs. Oberlin	Oct. 18, 1969
33	Bucknell vs. Cornell	Oct. 14, 1961
30	Air Force vs. Benedictine	Oct. 3, 1965
30	Air Force vs. North Carolina	Oct. 1, 1965
29	Western Mich. vs. Michigan St.	Oct. 20, 1971
28	Temple vs. Penn St.	1994
28	South Carolina vs. Appalachian St.	Oct. 29, 1978
28	Northern Ill. vs. SIU Edwardsville	Oct. 12, 1974
28	Bowling Green vs. Akron	Oct. 8, 1968

Season

SCORING AVERAGE

Team	Year	Games	No.	Avg.
St. Louis	1964	13	88	6.77
St. Louis	1963	14	94	6.71
San Jose St.	1968	15	99	6.60
St. Louis	1959	12	71	5.92
Akron	1960	11	63	5.73
Clemson	1973	17	97	5.71
St. Louis	1962	13	73	5.62
Long Island	1965	14	77	5.50
Northern Ill.	1971	10	53	5.30
Akron	1961	14	73	5.21
UCLA	1969	16	83	5.19
San Francisco	1979	27	139	5.15
Jacksonville	1969	16	82	5.13
South Ala.	1981	19	97	5.11
Marist	1982	14	71	5.07
Eastern Ill.	1969	15	76	5.06
UCLA	1970	17	86	5.06
Long Island	1966	17	85	5.00
Clemson	1976	21	103	4.90
Air Force	1964	10	49	4.90

GOALS

Team	Year	Games	Goals
San Francisco	1979	27	139
Notre Dame	1978	25	116
Clemson	1976	21	103
Notre Dame	1979	31	99
San Jose St.	1968	15	99
South Ala.	1981	19	97
Clemson	1973	17	97
Clemson	1993	24	96
UCLA	1971	20	96
Indiana	1976	20	94
St. Louis	1963	14	94
Evansville	1985	24	93
Connecticut	1979	26	93
South Fla.	1983	20	92
Notre Dame	1981	22	92
UNC Greensboro	1998	25	91
Fairleigh Dickinson	1983	24	90
Stanford	1978	22	90
James Madison	1994	25	88
Indiana	1983	26	88
Indiana	1979	23	88
Charlotte	1979	24	88
St. Louis	1964	13	88

GOALS-AGAINST AVERAGE
(Min. 1,200 Minutes)

Team	Year	GA	Min.	GAA
Evansville	1990	7	2,580	0.24
Indiana	1979	6	2,130	0.25
George Mason	1982	7	1,800	0.35
Clemson	1983	8	2,010	0.36
Indiana	2001	9	2,177	0.37
Binghamton	2003	9	2,125	0.38
Clemson	1973	7	1,575	0.40
Indiana	1998	11	2,373	0.42
Wisconsin	1995	11	2,340	0.42
South Carolina	1987	10	2,100	0.43
Stanford	2000	10	2,065	0.44
Santa Clara	1989	11	2,250	0.44
St. John's (N.Y.)	2002	10	2,036	0.44
Washington	1980	9	1,800	0.45
Clemson	1982	10	1,980	0.46
Clemson	1998	11	2,160	0.46
Fairleigh Dickinson	1984	11	2,160	0.46
Creighton	1999	9	1,712	0.47
Washington	1992	11	2,070	0.48
Santa Clara	1988	10	1,850	0.49
Indiana	1994	13	2,400	0.49

SAVES PER GAME

Team	Year	Games	No.	Avg.
Bucknell	1964	12	228	19.00
New Hampshire	1970	10	162	16.20
Bowling Green	1972	12	190	15.83
Western Mich.	1975	12	187	15.58
Northern Ill.	1974	10	147	14.70
Boston U.	1972	15	195	13.00
DePaul	1987	18	230	12.77
St. Bonaventure	1988	20	251	12.55
Wis.-Milwaukee	1976	15	187	12.47
James Madison	1971	13	162	12.46
Campbell	1978	15	184	12.27
George Mason	1971	14	171	12.21
New Hampshire	1977	15	181	12.07
Clemson	1968	13	142	10.92
Wake Forest	1983	21	228	10.86
East Carolina	1980	22	239	10.86
Delaware	1982	16	171	10.69
Clemson	1969	12	128	10.67
Boston College	1977	16	170	10.63
Charleston So.	1979	16	168	10.50

SAVES

Team	Year	Games	No.
St. Bonaventure	1988	20	251
East Carolina	1980	22	239
DePaul	1987	18	230
Wake Forest	1983	21	228
Bucknell	1964	12	228
Northwestern	1984	18	223
Wake Forest	1980	21	217
Va. Commonwealth	1980	21	217
Charlotte	1980	21	213
Va. Commonwealth	1982	20	207
UAB	1984	19	196
Boston U.	1972	15	195
Boston U.	1979	21	193
Bowling Green	1972	12	190
St. Peter's	1998	20	189
St. Francis (N.Y.)	1990	20	189
Wis.-Milwaukee	1976	15	187
Western Mich.	1975	12	187
Campbell	1978	15	184
Charlotte	1979	24	183

SHUTOUT PERCENTAGE

Team	Year	Games	No.	Pct.
Indiana	1979	23	18	.783
Virginia	1988	22	17	.773
Evansville	1990	27	20	.741
Eastern Ill.	1981	23	17	.739
Binghamton	2003	22	16	.730
Stanford	2000	22	16	.727
Portland	1988	22	16	.727
Clemson	1983	21	15	.714
George Mason	1982	21	15	.714
San Francisco	1986	24	17	.708
UCLA	2003	23	16	.696
Furman	2002	23	16	.696

Team	Year	Games	No.	Pct.
Indiana	2001	23	16	.696
UCLA	1989	23	16	.696
Charlotte	1991	22	15	.682
Virginia	1987	22	15	.682
Indiana	1998	25	17	.682
Wisconsin	1995	25	17	.680
James Madison	1988	21	14	.667
St. Louis	1988	24	16	.667
Clemson	1982	21	14	.667
Washington	1980	21	14	.667

SHUTOUTS

Team	Year	Games	Shutouts
Evansville	1990	27	20
Indiana	1979	23	18
Indiana	1998	25	17
Wisconsin	1995	25	17
Virginia	1988	22	17
San Francisco	1986	24	17
Eastern Ill.	1981	23	17
San Francisco	1978	29	17
Binghamton	2003	22	16
UCLA	2003	23	16
Furman	2002	23	16
Indiana	2001	23	16
Stanford	2000	22	16
UCLA	1989	23	16
Portland	1988	22	16
St. Louis	1988	24	16
Connecticut	2000	25	15
Indiana	1999	24	15
Stanford	1998	25	15
St. John's (N.Y.)	1997	24	15
James Madison	1995	24	15
Charlotte	1991	22	15
Virginia	1987	22	15
South Carolina	1985	24	15
Clemson	1983	21	15
George Mason	1982	21	15

Miscellaneous

CONSECUTIVE WINS

No.	Team	From	To
25	Navy	1964	1965
24	St. Louis	1970	1971
23	Indiana	Sept. 2, 1997	Dec. 7, 1997
21	Southern Methodist	Aug. 31, 2001	Dec. 8, 2001
21	Portland	Sept. 3, 1988	Nov. 27, 1988
20	Evansville	Sept. 16, 1990	Dec. 2, 1990
20	Notre Dame	Sept. 20, 1977	Oct. 1, 1978
19	Creighton	Sept. 4, 1991	Nov. 7, 1991
19	St. Louis	1969	1970
18	Columbia	1983	1983
18	George Mason	Sept. 4, 1982	Nov. 12, 1982
18	Southern Methodist	Oct. 20, 1978	Oct. 28, 1979
17	Virginia	Nov. 6, 1992	Oct. 6, 1993
17	South Ala.	Sept. 1987	Nov. 1987
17	Connecticut	Sept. 10, 1980	Nov. 9, 1980

CONSECUTIVE GAMES WITHOUT A LOSS

No.	Team	From	To
46	Indiana	Sept. 4, 1983	Nov. 9, 1984
45	St. Louis	1969	1971
39	UCLA	Sept. 29, 1985	Nov. 16, 1986
38	Santa Clara	Oct. 17, 1988	Sept. 26, 1990
35	Philadelphia U.	1968	1971
33	Virginia	Oct. 29, 1994	Dec. 3, 1995
32	Virginia	Sept. 25, 1991	Oct. 21, 1992
29	Washington	Sept. 11, 1983	Oct. 17, 1984
28	Connecticut	Sept. 10, 1980	Oct. 2, 1980
28	Navy	1964	1965
26	Evansville	Sept. 26, 1990	Dec. 2, 1990
26	Brown	1966	1968
23	Indiana	Sept. 2, 1997	Dec. 7, 1997
23	Evansville	Sept. 1, 1985	Nov. 10, 1985
22	UCLA	1973	1973

CONSECUTIVE HOME WINS

(Includes conference and NCAA tournaments)

No.	Team	From	To
39	Tulsa	1988	1992
30	UCLA	Sept. 22, 1996	Nov. 1, 1998

No.	Team	From	To
27	Indiana	Oct. 18, 1996	Sept. 3, 1999
23	Virginia	Sept. 2, 1987	Nov. 20, 1988
23	Virginia	Sept. 14, 1983	Nov. 25, 1984
23	Philadelphia U.	Nov. 2, 1968	Sept. 26, 1972
22	Notre Dame	Sept. 20, 1977	Nov. 11, 1978
22	St. Louis	1968	1972
21	Southern Methodist	Sept. 15, 2000	Dec. 8, 2001
20	Ill.-Chicago	Oct. 19, 1997	Sept. 27, 2000
20	Furman	Sept. 4, 1996	Nov. 12, 1997
20	Virginia	Oct. 29, 1994	Aug. 31, 1996
20	Notre Dame	Sept. 4, 1987	Sept. 22, 1989
20	Clemson	Nov. 10, 1971	Nov. 6, 1974
18	Virginia	Sept. 29, 1991	Oct. 18, 1992
18	George Mason	Oct. 3, 1981	Nov. 12, 1982

CONSECUTIVE CONFERENCE WINS
(Includes conference tournaments)

No.	Team	From	To
35	Appalachian St.	1977	1982
28	Indiana	Nov. 17, 1996	Nov. 13, 2000
23	Clemson	Oct. 15, 1972	Nov. 7, 1976
22	Furman	Nov. 5, 2002	Oct. 7, 2003
20	Furman	Sept. 23, 1999	Nov. 2, 2000
22	Akron	Sept. 30, 1990	Oct. 21, 1994
20	UCLA	Oct. 7, 1994	Oct. 12, 1997
18	James Madison	Nov. 5, 1992	Oct. 15, 1994
17	Evansville	Oct. 1989	Sept. 1991
17	Harvard	Oct. 11, 1969	Oct. 29, 1971
15	Butler	Nov. 7, 1997	Oct. 10, 1999
15	Robert Morris	Sept. 9, 1994	Oct. 22, 1995
15	Centenary (La.)	Oct. 28, 1988	Nov. 3, 1990
15	Furman	Nov. 5, 1982	Nov. 10, 1984
15	Washington	Nov. 3, 1982	Oct. 14, 1984
15	Columbia	Sept. 1982	Oct. 1984

CONSECUTIVE CONFERENCE GAMES WITHOUT A LOSS
(Includes conference tournaments)

No.	Team	From	To
46	Furman	Sept. 23, 1999	Oct. 7, 2003
42	Clemson	Oct. 15, 1972	Sept. 23, 1980
38	Indiana	Oct. 15, 1995	Nov. 13, 2000
35	Appalachian St.	1977	1982
32	James Madison	Oct. 7, 1992	Oct. 4, 1995
25	Virginia	Nov. 1, 1985	Oct. 29, 1989
24	Washington	Oct. 28, 1981	Oct. 14, 1984
23	James Madison	1992	1995

No.	Team	From	To
23	Akron	Sept. 28, 1990	Oct. 21, 1994
20	UCLA	Oct. 7, 1994	Oct. 12, 1997
18	Washington	Sept. 20, 1972	Oct. 17, 1973
18	Delaware	Nov. 5, 1969	Nov. 6, 1971
17	Evansville	Oct. 1989	Sept. 1991
17	Harvard	Oct. 11, 1969	Oct. 29, 1971
16	Creighton	Oct. 23, 1994	Oct. 31, 1997
16	Washington	Oct. 22, 1986	Oct. 22, 1988
16	Air Force	1976	1978

CONSECUTIVE SHUTOUTS

No.	Team	From	To
11	Furman	Oct. 9, 2002	Nov. 27, 2002
10	Wis.-Green Bay	Sept. 12, 1992	Oct. 11, 1992
10	Virginia	Sept. 4, 1987	Sept. 30, 1987
10	Southern Methodist	Sept. 27, 1980	Nov. 5, 1980
9	Penn. St.	1987	1988
9	George Mason	Nov. 5, 1980	Oct. 3, 1981
8	Binghamton	Oct. 11, 2003	Nov. 8, 2003
8	Virginia	Sept. 21, 1988	Oct. 15, 1988
8	UNLV	Oct. 14, 1984	Nov. 7, 1984
8	George Mason	Sept. 24, 1982	Oct. 20, 1982
8	Washington	Nov. 1, 1981	Sept. 8, 1982
8	Boston College	1979	1979
8	UCLA	1977	1977

SEASON WINS


No.	Team	Year
24	Evansville	1990
24	San Francisco	1978
23	Indiana	1998
23	Indiana	1997
23	Indiana	1994
23	Indiana	1978
22	Creighton	2000
22	Clemson	1998
22	UCLA	1997
22	St. John's (N.Y.)	1996
22	Virginia	1994
22	Virginia	1993
22	Clemson	1984
21	North Carolina	2001
21	Southern Methodist	2001
21	North Carolina	2000
21	Furman	1999
21	Indiana	1999
21	Virginia	1995
21	Virginia	1992
21	Virginia	1989
21	Portland	1988
21	Evansville	1985
21	Fairleigh Dickinson	1983
21	Connecticut	1980
21	Notre Dame	1978
21	UCLA	1965

CONSECUTIVE WINNING SEASONS

No.	Team	From	To
37	UCLA	1967	present
37	St. Louis	1959	1996
34	Clemson	1970	present
31	Indiana	1973	present
29	Southern Methodist	1975	present
29	William & Mary	1975	present
25	Philadelphia U.	1965	1989
24	Duke	1978	2002
23	Virginia	1981	present
22	Washington	1969	1990
21	San Jose St.	1963	1983
20	Fresno St.	1979	1998
20	Boston U.	1984	present
20	Wisconsin	1977	1996
18	Michigan St.	1959	1976

MOST IMPROVED WON-LOSS RECORD
(Ties not counted)

Team	Year	W-L-T	Next Year	W-L-T	Improvement
San Jose St.	1999	7-11-2	2000	20-1-1	11.5
South Ala.	1980	1-11-0	1981	15-2-2	11.5
Western Ill.	1994	4-15-0	1995	15-4-1	11.0
UC Santa Barb.	1998	2-17-1	1999	13-7-0	10.5
Charleston So.	1996	4-14-1	1997	16-5-1	10.5
Cornell	1994	2-10-3	1995	15-2-1	10.5
Wis.-Green Bay	1991	7-13-0	1992	16-2-1	10.0
Coastal Carolina	1988	4-14-1	1989	14-4-0	10.0



T.K.A. Sports Information

Leonard Griffin and his UCLA teammates extended the Bruins' streak of winning seasons to 37 in 2003.

Team	Year	W-L-T	Next Year	W-L-T	Improvement
Boston U.	1984	4-14-2	1985	14-4-1	10.0
New Mexico	2001	7-12-2	2002	18-4-0	9.5
Lafayette	1997	4-12-0	1998	16-5-0	9.5
UAB	1985	5-17-0	1986	11-4-3	9.5
Eastern Ill.	1997	4-15-0	1998	12-5-3	9.0
Hofstra	1995	3-16-0	1996	10-5-4	9.0
La Salle	1993	1-16-2	1994	11-8-0	9.0
Va. Commonwealth	1992	5-11-2	1993	15-3-0	9.0
Bowling Green	1990	7-11-2	1991	16-2-2	9.0
Campbell	1987	6-10-1	1988	17-3-0	9.0
Tulsa	1987	5-14-2	1988	14-5-2	9.0
Santa Clara	1972	3-11-2	1973	14-4-3	9.0

Annual Champions

SCORING OFFENSE

Season	Team	G	GO	Avg.
1998	UNC Greensboro	25	91	3.64
1999	Rhode Island	22	75	3.41
2000	Furman	23	76	3.30
2001	Furman	22	68	3.09
2002	UNC Greensboro	22	76	3.45
2003	Coastal Caro.	23	72	3.13

TEAM GOALS-AGAINST AVERAGE

Season	Team	G	MIN	GA	GAA
1998	Indiana	25	2,373	11	0.42
1999	Creighton	18	1,712	9	0.47
2000	Stanford	22	2,065.2	10	0.44
2001	Indiana	23	2,177	9	0.37
2002	St. John's (N.Y.)	21	2,036	10	0.44
2003	Binghamton	22	2,125	9	0.38

SHUTOUT PERCENTAGE

Season	Team	G	S	Pct.
1998	Indiana	25	17	.680
1999	Columbia	17	11	.647
	Liberty	17	11	.647

Season	Team	G	S	Pct.
2000	Stanford	22	16	.727
2001	Indiana	23	16	.696
2002	Furman	23	16	.696
2003	Binghamton	22	16	.730

WINNING PERCENTAGE

Season	Team	W	L	T	Pct.
1998	Indiana	23	2	0	.920
1999	UMBC	19	1	2	.909
2000	San Jose St.	20	1	1	.932
2001	Southern Methodist	21	1	0	.955
2002	Wis.-Milwaukee	19	2	1	.886
2003	UCLA	20	2	1	.891

MOST IMPROVED WON-LOSS RECORD

Season	Team	From	To	Improved
1999	UC Santa Barb.	2-17-1	13-7-0	10.5
2000	San Jose St.	7-11-2	20-1-1	11.5
2001	UCF	2-14-3	12-7-0	8.5
2002	New Mexico	7-12-2	18-4-0	9.5
2003	Western Mich.	3-13-2	12-7-2	7.5

2003 Most Improved Teams

School	2002	2003	\$Games Improved
Western Mich.	3-13-2	12-7-2	7.5
Binghamton	6-11-1	12-3-7	7.0
Birmingham-Southern	5-12-2	12-5-4	7.0
Temple	6-13-1	13-6-3	7.0
Cal Poly	3-16-0	7-8-4	6.0
Iona	0-18-2	5-11-4	6.0
Oneonta St.	5-9-4	10-2-6	6.0
Washington	6-10-3	13-5-2	6.0
Hartwick	9-7-3	15-2-1	5.5
Loyola (Ill.)	3-16-0	7-9-2	5.5

\$To determine games improved, add the difference in victories between the two seasons to the difference in losses, then divide by two; ties not counted. Includes postseason.

Final Coaches' Polls

NOTE: Poll conducted by the Intercollegiate Soccer Coaches Association of America (ISAA) from 1971-95. The National Soccer Coaches Association of America assumed responsibility in 1996.

1971

1. St. Louis
2. San Francisco
3. Pennsylvania
4. Hartwick
5. Howard
6. UCLA
7. Harvard
8. SIU Edwardsville
9. Long Island
10. Navy

1972

1. Howard
2. Pennsylvania
3. Harvard
4. SIU Edwardsville
5. Penn St.
6. St. Louis
7. Long Island
8. Mo.-St. Louis
9. Westmont
10. Hartwick

1973

1. St. Louis
2. SIU Edwardsville
3. San Francisco

1974

4. Clemson
5. Mo.-St. Louis
6. UCLA
7. Oneonta St.
8. Penn St.
9. Hartwick
10. Springfield
11. Pennsylvania
12. West Virginia
13. South Fla.
14. Adelphi
15. Brown
16. Quincy
17. East Stroudsburg
18. Howard
19. Bridgeport
20. Air Force

1974

1. Howard
2. St. Louis
3. SIU Edwardsville
4. Connecticut
5. Philadelphia U.
6. Clemson
7. Quincy
8. Adelphi
9. San Jose St.
10. Brown

11. UCLA
12. Penn St.
13. Loyola (Md.)
14. Hartwick
15. Cal St. Chico
16. Binghamton
17. Springfield
18. Bucknell
19. Dist. Columbia
20. San Francisco

1975

1. Clemson
2. Quincy
3. Cornell
4. SIU Edwardsville
5. Howard
6. Philadelphia U.
7. Connecticut
8. San Francisco
9. Adelphi
10. Akron
11. St. Louis
12. Hartwick
13. South Fla.
14. Brown
15. Fairleigh Dickinson
16. Cal St. Hayward
17. Springfield
18. Army
19. Cleveland St.
20. Bridgeport

1976

1. San Francisco
2. Indiana
3. Hartwick
4. Clemson
5. Philadelphia U.
6. Loyola (Md.)
7. Connecticut
8. SIU Edwardsville
9. Quincy
10. Brown
11. Davis & Elkins
12. Temple
13. St. Francis (N.Y.)
14. St. Louis
15. San Jose St.
16. Adelphi
17. Cal St. Chico
18. Penn St.
19. Brandeis
20. Simon Fraser

1977

1. Hartwick
2. San Francisco
3. SIU Edwardsville
4. Clemson
5. Brown
6. Cleveland St.
7. Quincy
8. Philadelphia U.
9. Indiana
10. Alabama A&M
11. Howard
12. Appalachian St.
13. St. Louis

14. Cornell
15. Penn St.
16. UCLA
17. New Haven
18. Davis & Elkins
19. Rhode Island
- T20. Loyola (Md.)
- T20. Cal St. Chico

1978

1. San Francisco
2. Indiana
3. Clemson
4. Philadelphia U.
5. Quincy
6. Southern Ill.
7. Alabama A&M
8. Seattle Pacific
9. Connecticut
10. St. Francis (N.Y.)
11. St. Louis
12. Temple
13. Loyola (Md.)
14. Cleveland St.
15. Appalachian St.
16. Columbia
17. Davis & Elkins
18. Brown
19. Simon Fraser
- T20. Evansville
- T20. Southern Conn. St.

1979

1. SIU Edwardsville
2. Alabama A&M
3. Clemson

4. Penn St.
5. Columbia
6. Indiana
7. San Francisco
8. Southern Methodist
9. Rhode Island
10. Cleveland St.
11. Howard
12. Hartwick
13. Connecticut
14. American
15. Princeton
16. Wis.-Milwaukee
17. Simon Fraser
18. Santa Clara
19. Seattle Pacific
20. Philadelphia U.

1980

1. San Francisco
2. Indiana
3. Alabama A&M
4. Hartwick
5. Connecticut
6. St. Louis
7. Penn St.
8. William & Mary
9. UCLA
10. Philadelphia U.
11. Duke
12. Southern Methodist
13. Columbia
14. Howard
15. Cleveland St.
16. Appalachian St.

17. SIU Edwardsville
18. Boston U.
19. Wis.-Milwaukee
20. Cornell

1981

1. Connecticut
2. Alabama A&M
3. Eastern Ill.
4. Philadelphia U.
5. Indiana
6. Long Island
7. San Francisco
8. Clemson
9. West Virginia
10. St. Louis
11. Penn St.
12. Columbia
13. SIU Edwardsville
14. Duke
15. San Jose St.
16. Akron
17. Washington
18. North Carolina St.
19. Virginia
20. Cornell

1982

1. Duke
2. Long Island
3. San Francisco
4. Philadelphia U.
5. Indiana
6. Virginia
7. Clemson
8. SIU Edwardsville
9. Connecticut
10. George Mason
11. San Diego St.
12. Penn St.
13. Syracuse
14. Evansville
15. Boston College
16. UC Santa Barb.
17. North Carolina St.
18. North Texas
19. Columbia
20. Washington

1983

1. Indiana
2. Columbia
3. Virginia
4. Connecticut
5. St. Louis
6. Fairleigh Dickinson
7. Alabama A&M
8. San Francisco
9. Duke
10. Eastern Ill.
11. Clemson
12. Rutgers
13. UCLA
14. Hartwick
15. Akron
16. UNLV
17. California
18. North Carolina St.
19. Philadelphia U.
20. North Carolina

1984

1. Alabama A&M
2. Indiana
3. Fairleigh Dickinson
4. Virginia
5. UCLA
6. Columbia
7. Akron
8. Southern Methodist
9. Clemson
10. Hartwick
11. UNLV
12. Connecticut
13. George Mason

14. Penn St.
15. North Carolina St.
16. St. Louis
17. Providence
18. Fresno St.
19. Evansville
20. South Carolina

1985

1. Evansville
2. UCLA
3. Hartwick
4. Clemson
5. American
6. South Carolina
7. Virginia
8. UNLV
9. Connecticut
10. Southern Methodist
11. Temple
12. Duke
13. Columbia
14. Fresno St.
15. George Mason
16. Long Island
17. Air Force
18. Penn St.
19. North Carolina St.
20. California

1986

1. Virginia
2. UCLA
3. Long Island
4. Southern Methodist
5. Boston U.
6. Evansville
7. Seton Hall
8. North Carolina St.
9. San Francisco
10. Duke
11. Maryland
12. Akron
13. South Carolina
14. Loyola (Md.)
15. St. Louis
16. Fresno St.
17. Harvard
18. Hartwick
19. Clemson
20. Penn St.

1987

1. Indiana
2. South Carolina
3. Virginia
4. Harvard
5. Southern Methodist
6. Rutgers
7. Duke
8. North Carolina
9. UCLA
10. Seton Hall
11. Adelphi
12. UNLV
13. George Mason
14. Evansville
15. San Francisco
16. Connecticut
17. St. Louis
18. North Carolina St.
19. Loyola (Md.)
20. San Diego St.

1988

1. Virginia
2. Portland
3. Seton Hall
4. St. Louis
5. South Carolina
6. Evansville
7. Howard
8. San Diego St.
9. Indiana
10. Adelphi
11. Southern Methodist

12. Connecticut
13. North Carolina St.
14. UCLA
15. Notre Dame
16. Philadelphia U.
17. Long Island
18. North Carolina
19. Boston U.
20. Duke

1989

1. Santa Clara
2. Virginia
3. Indiana
4. Wake Forest
5. Rutgers
6. Fresno St.
7. Evansville
8. South Carolina
9. Southern Methodist
10. UCLA
11. Vermont
12. Howard
13. Hartwick
14. Fairleigh Dickinson
15. Portland
16. St. Louis
17. Duke
18. San Diego St.
19. Old Dominion
- T19. Yale

1990

1. Evansville
2. UCLA
3. Rutgers
4. North Carolina St.
5. Clemson
6. St. Louis
7. Santa Clara
8. Dartmouth
9. Indiana
10. Virginia
11. Fresno St.
12. South Carolina
13. Columbia
14. Illinois St.
15. George Mason
16. Boston U.
17. Southern Methodist
18. San Diego
19. Adelphi
- T20. Wake Forest
- T20. Wis.-Milwaukee

1991

1. Virginia
2. St. Louis
3. UCLA
4. Rutgers
5. Indiana
6. Santa Clara
7. Wake Forest
8. North Carolina St.
9. Old Dominion
10. Wisconsin
11. Boston U.
12. Fresno St.
13. Southern Methodist
14. Adelphi
- T15. San Francisco
- T15. Yale
17. Furman
18. Seton Hall
19. Evansville
20. North Carolina
21. Tulsa
22. Columbia
23. James Madison
24. Charlotte
25. Stanford

1992

1. Virginia
2. Creighton

3. North Carolina St.
4. Washington
5. UCLA
6. St. Louis
7. Charlotte
8. St. John's (N.Y.)
9. Bowling Green
10. James Madison
11. Duke
12. William & Mary
13. San Diego
14. Southern Methodist
15. Hartford
16. Penn St.
17. Indiana
18. Portland
19. Davidson
20. Boston U.
21. Adelphi
22. Wisconsin
23. Coastal Caro.
24. Fresno St.
- T25. George Mason
- T25. Air Force
- T25. New Mexico

1993

1. Creighton
2. UCLA
3. Virginia
4. St. John's (N.Y.)
5. Clemson
6. Indiana
7. Rutgers
8. James Madison
9. Santa Clara
10. Duke
11. Penn St.
12. St. Louis
13. Wisconsin
14. Hartwick
- T15. Boston U.
- T15. Fresno St.
17. North Carolina
18. Loyola (Md.)
19. San Francisco
20. Notre Dame
21. Furman
22. Air Force
23. South Carolina
24. Boston College
25. Princeton

1994

1. Boston U.
2. Indiana
3. Fresno St.
4. Charlotte
5. Virginia
6. South Carolina
7. UCLA
8. Southern Methodist
9. Georgetown
10. Lafayette
11. William & Mary
12. St. John's (N.Y.)
13. St. Louis
14. Florida Int'l
15. Wisconsin
16. Penn St.
17. New Hampshire
18. James Madison
19. Cal St. Fullerton
20. North Carolina St.
21. Brown
22. Creighton
23. Marquette
24. Hartwick
25. Maryland

1995

1. Virginia
2. UCLA
3. South Carolina
4. Southern Methodist

5. Wisconsin
6. Clemson
7. Santa Clara
8. Rhode Island
9. Cornell
10. Creighton
11. Penn St.
12. Indiana
13. Portland
14. William & Mary
15. Brown
16. St. Louis
17. Duke
18. St. John's (N.Y.)
19. Bowling Green
20. Towson
21. San Diego
22. Pittsburgh
- T23. Butler
- T23. Maryland
- T25. Fresno St.
- T25. James Madison

1996

1. St. John's (N.Y.)
2. Florida Int'l
3. Creighton
4. William & Mary
5. Charlotte
6. Indiana
7. Fresno St.
8. Washington
9. Maryland
10. Hartford
11. George Mason
12. Harvard
13. Virginia
14. Cal St. Fullerton
15. UCLA
16. UNC Greensboro
17. Bowling Green
18. Southern Methodist
19. Rutgers
20. Notre Dame
21. James Madison
22. South Fla.
23. Boston U.
24. Cornell
25. Evansville

1997

1. UCLA
2. Virginia
3. Indiana
4. St. Louis
5. American
6. Southern Methodist
7. Washington
8. South Carolina
9. St. John's (N.Y.)
10. Creighton
11. Maryland
12. Clemson
13. South Fla.
14. Duke
15. Bowling Green
16. Dartmouth
17. Florida Int'l
18. William & Mary
19. Rutgers
20. Georgetown
21. Stanford
22. Boston U.
23. Southwest Mo. St.
24. Va. Commonwealth
25. Charlotte

1998

1. Indiana
2. Stanford
3. Maryland
4. Clemson
5. Santa Clara
6. Virginia
7. Creighton

8. St. John's (N.Y.)
9. UCLA
10. South Carolina
11. Washington
12. Duke
13. UNC Greensboro
14. Butler
15. Southern Methodist
16. Connecticut
17. Akron
18. St. Louis
19. Cal St. Fullerton
20. Penn St.
21. William & Mary
22. Brown
23. Jacksonville
24. San Diego
25. Georgetown

1999

1. Indiana
2. Santa Clara
3. UCLA
4. Connecticut
5. Furman
6. Penn St.
7. Duke
8. UAB
9. St. Louis
10. Virginia
11. Wake Forest
12. Washington
13. Southwest Mo. St.
14. Southern Methodist
15. St. John's (N.Y.)
16. Maryland
17. Brown
18. Yale
19. San Diego
20. Rutgers
21. Creighton
22. UMBC
23. Stanford
24. North Carolina
- T25. Rhode Island
- T25. Va. Commonwealth

2000

1. Connecticut
2. Creighton
3. Southern Methodist
4. Indiana
5. North Carolina
6. Stanford
7. Virginia
8. Clemson
9. Brown
10. San Diego
11. St. John's (N.Y.)
12. Washington
13. Duke
14. San Jose St.
15. St. Louis
16. Rhode Island
17. South Carolina
18. Ohio St.
19. UAB
20. James Madison
21. Ill.-Chicago
22. Furman
23. Kentucky
24. UCLA
25. William & Mary

2001

1. North Carolina
2. Indiana
3. Stanford
4. St. John's (N.Y.)
5. Southern Methodist
6. St. Louis
7. Clemson
8. Penn St.
9. Rutgers
10. Loyola (Md.)

11. Fairleigh Dickinson	22. San Diego	6. Boston College	T17. Va. Commonwealth	3. Maryland	15. Wake Forest
12. UAB	23. Kentucky	7. Clemson	T19. Virginia	4. Santa Clara	16. Akron
13. Virginia	24. Massachusetts	8. Wake Forest	T19. Portland	5. UCLA	17. Virginia
14. American	T25. Towson	9. St. John's (N.Y.)	21. UC Santa Barb.	6. St. Louis	18. North Carolina
15. UCLA	T25. Maryland	10. Penn St.	22. Loyola Marymount	7. Michigan	19. San Diego
16. Portland		11. Indiana	T23. North Carolina	8. Notre Dame	20. Old Dominion
17. Seton Hall		12. Southern Methodist	T23. Pennsylvania	9. Creighton	T20. Virginia Tech
18. Connecticut	2002	13. Furman	25. Coastal Carolina	10. Coastal Caro.	22. Kentucky
19. Washington	1. UCLA	14. California		11. Va. Commonwealth	T23. Fairleigh Dickinson
20. South Carolina	2. Stanford	15. St. Louis	2003	12. UC Santa Barb.	T23. Southern Methodist
21. Wake Forest	3. Maryland	16. William & Mary	1. Indiana	13. Florida Int'l.	T23. Rutgers
	4. Creighton	T17. Wis.-Milwaukee	2. St. John's (N.Y.)	14. Washington	
	5. Connecticut				

Final Soccer America Polls

1980

1. Indiana
2. San Francisco
3. Alabama A&M
4. Connecticut
5. Hartwick
6. Lock Haven
7. Penn St.
8. Southern Methodist
9. North Texas
10. Philadelphia U.
11. St. Louis
12. Babson
13. Columbia
14. Appalachian St.
15. UCLA
16. Ala.-Huntsville
17. Rhode Island
18. Wis.-Milwaukee
19. Mo.-St. Louis
20. Quincy

1981

1. Eastern Ill.
2. Philadelphia U.
3. Connecticut
4. Indiana
5. Clemson
6. Alabama A&M
7. Long Island
8. Duke
9. San Diego St.
10. Columbia
11. Quincy
12. San Francisco
13. North Carolina St.
14. St. Louis
15. SIU Edwardsville
16. Penn St.
17. Tampa
18. Rowan
19. San Jose St.
20. UCLA

1982

1. Duke
2. Long Island
3. Clemson
4. San Francisco
5. Virginia
6. Indiana
7. George Mason
8. Philadelphia U.
9. Washington
10. SIU Edwardsville
11. Connecticut
12. Tampa
13. UC Santa Barb.
14. Penn St.
15. North Texas
16. Evansville
17. Syracuse
18. Eastern Ill.
19. San Diego St.
20. Columbia

1983

1. Columbia
2. Indiana
3. Virginia
4. Connecticut
5. Alabama A&M

6. Fairleigh Dickinson
7. St. Louis
8. San Francisco
9. Duke
10. Rutgers
11. Eastern Ill.
12. UNLV
13. Hartwick
14. Providence
15. Akron
16. UCLA
17. California
18. Clemson
19. North Carolina
20. Philadelphia U.

1984

1. Alabama A&M
2. Indiana
3. Virginia
4. UNLV
5. Fairleigh Dickinson
6. UCLA
7. Penn St.
8. Columbia
9. Clemson
10. Connecticut
11. Fresno St.
12. North Carolina St.
13. Akron
14. California
15. Providence
16. Syracuse
17. St. Louis
18. American
19. Hartwick
20. Southern Methodist

1985

1. Evansville
2. UCLA
3. Clemson
4. UNLV
5. South Carolina
6. Fresno St.
7. Duke
8. American
9. Hartwick
10. Virginia
11. Long Island
12. Connecticut
13. Southern Methodist
14. George Mason
15. North Carolina St.
16. California
17. Temple
18. Air Force
19. Columbia
20. Penn St.

1986

1. UCLA
2. Virginia
3. Evansville
4. Southern Methodist
5. Boston U.
6. North Carolina St.
7. Long Island
8. Duke
9. South Carolina
10. Akron
11. San Francisco

12. Seton Hall
13. Loyola (Md.)
14. San Diego St.
15. Maryland
16. St. Louis
17. Fresno St.
18. Clemson
19. SIU Edwardsville
20. Harvard

1987

1. Indiana
2. South Carolina
3. Virginia
4. Harvard
5. Southern Methodist
6. North Carolina
7. Seton Hall
8. Duke
9. Rutgers
10. Adelphi
11. UCLA
12. Loyola (Md.)
13. George Mason
14. North Carolina St.
15. UNLV
16. Clemson
17. San Francisco
18. San Diego St.
19. Fresno St.
20. Connecticut

1988

1. Virginia
2. Portland
3. San Diego St.
4. Seton Hall
5. South Carolina
6. Howard
7. Evansville
8. St. Louis
9. Notre Dame
10. Indiana
11. Southern Methodist
12. Santa Clara
13. North Carolina St.
14. North Carolina
15. UCLA
16. Wake Forest
17. Duke
18. Akron
19. Philadelphia U.
20. Connecticut

1989

1. Santa Clara
2. Virginia
3. Indiana
4. South Carolina
5. Wake Forest
6. UCLA
7. Rutgers
8. Portland
9. Fresno St.
10. Evansville
11. Fairleigh Dickinson
12. Duke
13. Philadelphia U.
14. San Diego St.
15. Southern Methodist
16. Vermont

17. St. Louis
18. Howard
19. Old Dominion
20. Washington

1990

1. Evansville
2. North Carolina St.
3. Rutgers
4. Clemson
5. UCLA
6. Santa Clara
7. Indiana
8. Virginia
9. South Carolina
10. Southern Methodist
11. Fresno St.
12. St. Louis
13. North Carolina
14. Duke
15. Wake Forest
16. Dartmouth
17. Wis.-Milwaukee
18. Boston U.
19. San Diego
20. Portland

1991

1. Virginia
2. Santa Clara
3. St. Louis
4. Rutgers
5. San Francisco
6. Indiana
7. North Carolina St.
8. Wake Forest
9. Southern Methodist
10. Old Dominion
11. UCLA
12. Wisconsin
13. Furman
14. North Carolina
15. Fresno St.
16. Evansville
17. Florida Int'l
18. Clemson
19. Seton Hall
20. Charlotte

1992

1. Virginia
2. North Carolina St.
3. Duke
4. St. Louis
5. Creighton
6. Southern Methodist
7. Portland
8. Washington
9. UCLA
10. James Madison
11. William & Mary
12. Bowling Green
13. Charlotte
14. St. John's (N.Y.)
15. Davidson
16. San Diego

17. South Carolina
18. George Mason
19. Clemson
20. Furman

1993

1. Creighton
2. UCLA
3. Virginia
4. Indiana
5. Duke
6. James Madison
7. Clemson
8. St. John's (N.Y.)
9. San Francisco
10. Penn St.
11. St. Louis
12. Santa Clara
13. South Carolina
14. North Carolina
15. Rutgers
16. Loyola (Md.)
17. Princeton
18. Hartwick
19. Wisconsin
20. Boston U.

1994

1. Indiana
2. Boston U.
3. South Carolina
4. Virginia
5. Fresno St.
6. Duke
7. UCLA
8. Charlotte
9. North Carolina St.
10. James Madison
11. North Carolina
12. Southern Methodist
13. Cal St. Fullerton
14. Georgetown
15. Florida Int'l
16. St. John's (N.Y.)
17. William & Mary
18. UAB
19. San Jose St.
20. Penn St.

1995

1. Virginia
2. UCLA
3. Southern Methodist
4. South Carolina
5. Clemson
6. Creighton
7. Wisconsin
8. Indiana
9. Santa Clara
10. Rhode Island
11. Duke
12. Penn St.
13. Cornell
14. Portland
15. Maryland
16. St. Louis

17. William & Mary
18. Brown
19. Col. of Charleston
20. Bowling Green

1996

1. UCLA
2. Washington
3. Virginia
4. Indiana
5. William & Mary
6. Southern Methodist
7. UNC Greensboro
8. St. John's (N.Y.)
9. Florida Int'l
10. Bowling Green
11. South Fla.
12. Maryland
13. Fresno St.
14. Harvard
15. George Mason
16. Furman
17. Notre Dame
18. Air Force
19. Evansville
20. Connecticut

1997

1. Indiana
2. UCLA
3. Southern Methodist
4. Washington
5. South Carolina
6. Virginia
7. Creighton
8. American
9. Maryland
10. St. John's (N.Y.)
11. Duke
12. St. Louis
13. Rutgers
14. Va. Commonwealth
15. Stanford
16. Clemson
17. Gonzaga
18. Southwest Mo. St.
19. Boston U.
20. Florida Int'l

1998

1. Clemson
2. Indiana
3. Duke
4. Washington
5. UCLA
6. South Carolina
7. Virginia
8. St. John's (N.Y.)
9. Stanford
10. Cal St. Fullerton
11. Creighton
12. Connecticut
13. Akron
14. Brown
15. St. Louis
16. Southern Methodist

- 17. UNC Greensboro
- 18. Maryland
- 19. Georgetown
- 20. Butler

1999

- 1. Duke
- 2. Indiana
- 3. Furman
- 4. UCLA
- 5. Southwest Mo. St.
- 6. Penn St.
- 7. Connecticut
- 8. Maryland
- 9. Southern Methodist
- 10. Washington
- 11. UMBC
- 12. Wake Forest
- 13. UAB
- 14. San Diego
- 15. Stanford

- 16. Portland
- 17. Brown
- 18. Rhode Island
- 19. Santa Clara
- 20. William & Mary

2000

- 1. North Carolina
- 2. San Jose St.
- 3. San Diego
- 4. Stanford
- 5. Connecticut
- 6. Virginia
- 7. Creighton
- 8. Clemson
- 9. Duke
- 10. Washington
- 11. Southern Methodist
- 12. Furman
- 13. Cal St. Fullerton
- 14. UCLA

- 15. St. Louis
- 16. St. John's (N.Y.)
- 17. Rhode Island
- 18. Indiana
- 19. South Carolina
- 20. Ohio St.

2001

- 1. Southern Methodist
- 2. St. Louis
- 3. Stanford
- 4. Clemson
- 5. Virginia
- 6. St. John's (N.Y.)
- 7. Indiana
- 8. Connecticut
- 9. North Carolina
- 10. Wake Forest
- 11. Penn St.
- 12. South Carolina

- 13. Rutgers
- 14. Loyola (Md.)
- 15. Princeton
- 16. Washington
- 17. Furman
- 18. Notre Dame
- 19. Portland
- 20. UCLA

2002

- 1. Maryland
- 2. Wake Forest
- 3. St. John's (N.Y.)
- 4. Indiana
- 5. Boston College
- 6. UCLA
- 7. Southern Methodist
- 8. Furman
- 9. Connecticut
- 10. Stanford
- 11. Virginia

- 12. California
- 13. Wis.-Milwaukee
- 14. Clemson
- 15. Creighton
- 16. Portland
- 17. St. Louis
- 18. Loyola Marymount
- 19. North Carolina
- 20. Notre Dame
- 21. San Diego
- 22. Va. Commonwealth
- 23. UC Santa Barb.
- 24. Penn St.
- 25. Pennsylvania


2003

- 1. UCLA
- 2. Maryland
- 3. Notre Dame
- 4. Wake Forest
- 5. Indiana

- 6. Santa Clara
- 7. St. John's (N.Y.)
- 8. St. Louis
- 9. Va. Commonwealth
- 10. Old Dominion
- 11. Florida Int'l
- 12. Coastal Caro.
- 13. Washington
- 14. North Carolina
- 15. Virginia Tech
- 16. Cal St. Northridge
- 17. Southern Methodist
- 18. Oregon St.
- 19. San Diego
- 20. Brown
- 21. Akron
- 22. Virginia
- 23. UC Santa Barb.
- 24. Hartwick
- 25. Tulsa

Division II Men's Records

Individual Records	20
Team Records	26
Polls	30



Individual Records

Official NCAA Division II men's soccer records began with the 1959 season and are based on information submitted to the NCAA statistics service by institutions participating in the statistics rankings. Career records of players include only those years in which they competed in Division II. Annual champions started in the 1998 season, which was the first year the NCAA compiled weekly leaders. In statistical rankings, the rounding of percentages and/or averages may indicate ties where none exist. In these cases, the numerical order of the rankings is accurate.

Scoring

POINTS Game

15—Uchekukwu Chinyere, Dist. Columbia vs. Lincoln (Pa.), Oct. 31, 2001; Sahar Rostami, New Haven vs. St. Thomas Aquinas, Sept. 18, 2000; Danny Ritter, Charleston (W.V.) vs. Ohio Valley, Aug. 31, 1999; Johan Jerlou, Gannon vs. Hilbert, Oct. 21, 1992

Season

112—Richard Sharpe, Florida Tech, 1992 (21 games)

Career

321—Richard Sharpe, Florida Tech, 1990-93 (72 games)

POINTS PER GAME

Season

5.33—Richard Sharpe, Florida Tech, 1992 (112 in 21 games)

Career (Min. 100 points)

4.46—Richard Sharpe, Florida Tech, 1990-93 (321 in 72 games)

GOALS

Game

7—Danny Ritter, Charleston (W.V.) vs. Ohio Valley, Aug. 31, 1999; Johan Jerlou, Gannon vs. Hilbert, Oct. 21, 1992

Season

49—Richard Sharpe, Florida Tech, 1992 (21 games)

Career

137—Richard Sharpe, Florida Tech, 1990-93 (72 games)

GOALS PER GAME

Season

2.33—Richard Sharpe, Florida Tech, 1992 (49 in 21 games)

Career (Min. 40 goals)

1.90—Richard Sharpe, Florida Tech, 1990-93 (137 in 72 games)

ASSISTS

Game

6—Wesley Gayle, East Stroudsburg vs. Bloomfield, Sept. 3, 2003; Vinicius Parga, Concordia (N.Y.) vs. St. Thomas Aquinas, Oct. 21, 2000; Martin Cocker, Montevallo vs. Spring Hill, Sept. 21, 1997; Mark Kremen, Longwood vs. Newport News, Sept. 4, 1986

Season

46—Chris Payne, Florida Tech, 1990 (23 games)

Career

87—Chris Payne, Florida Tech, 1987-90 (80 games)

ASSISTS PER GAME

Season

2.00—Chris Payne, Florida Tech, 1990 (46 in 23 games)

Career (Min. 25 assists)

1.16—Gray Haizel, Oakland, 1984-86 (42 in 36 games)

Goalkeeping

SAVES

Game

34—Mike Bruno, Franklin Pierce vs. King's (Pa.), 1990

Season

234—Jon Jenkins, Salem Int'l, 2000 (19 games)

Career

635—Jon Zaffino, St. Michael's, 1990-93 (68 games)

SAVES PER GAME

Season

13.25—David Mara, St. Anselm, 1981 (212 in 16 games)

Career

11.88—Jeff Bettencourt, Cal Poly Pomona, 1990-93 (511 in 43 games)

GOALS-AGAINST AVERAGE

Season (Min. half of the team's total minutes)

0.20—Joe Masso, Queens (N.C.), 1991 (2 GA in 885 min.)

Career (Min. 2,500 minutes)

0.32—Chris Sagar, Wis.-Parksiders, 1993-94 (9 GA in 2,505 min.)

SOLO SHUTOUTS

Season

16—Thom Peer, Wis.-Parksiders, 2000 (22 games); Peter Quinn, Bridgeport, 1986 (21 games)

SOLO SHUTOUT PERCENTAGE

Season

0.76—Peter Quinn, Bridgeport, 1986 (16 in 21 games)

GOALKEEPER MINUTES PLAYED

Career

7,580—Bo Oshoniyi, Southern Conn. St., 1990-93

40 GOALS AND 40 ASSISTS

Career

17 players (most recent: Tomas Boltnar, California [Pa.], 1998-01)

Miscellaneous

FASTEST GOAL FROM START OF GAME

:05—Bo Jurney, Catawba vs. Newberry, Oct. 1, 1998

FASTEST CONSECUTIVE GOALS BY SAME TEAM

:05—Florida Int'l (Ian Martin and Joash Dukes) vs. St. Thomas (Fla.), Nov. 7, 1979

FASTEST CONSECUTIVE GOALS BY OPPOSING TEAMS

:14—Cal St. San B'dino (James Nordberg), then Grand Canyon (Luka Muslin), Oct. 11, 2001

CONSECUTIVE GAMES WITH AT LEAST ONE GOAL

24—Rune Thuestad, West Va. Wesleyan, Sept. 30, 1998 to Oct. 9, 1999

CONSECUTIVE SHUTOUT MINUTES

962:00—Peter Quinn, Bridgeport, Sept 13, 1986 to Oct. 18, 1986

Game

POINTS

No.	Player, Team vs. Opponent	Date
15	Uchekukwu Chinyere, Dist. Columbia vs. Lincoln (Pa.)	Oct. 31, 2001
15	Sahar Rostami, New Haven vs. St. Thomas Aquinas	Sept. 18, 2000
15	Danny Ritter, Charleston (W.V.) vs. Ohio Valley	Aug. 31, 1999
15	Johan Jerlou, Gannon vs. Hilbert	Oct. 21, 1992
14	Vinicius Parga, Concordia (N.Y.) vs. St. Thomas Aquinas	Oct. 21, 2000
13	Ryan Billiet, Southern Colo. vs. McPherson	Oct. 10, 1998
13	Jon Akin, St. Leo vs. Palm Beach Atlantic	Oct. 19, 1996
13	Sam Koleduk, St. Leo vs. Webber	Sept. 8, 1993
13	Bojan Vuckovic, Franklin Pierce vs. New York Tech	Oct. 10, 1992
13	Richard Sharpe, Florida Tech vs. Palm Beach Atlantic	1992
13	Morris Lupenec, Oakland vs. Toledo	Oct. 31, 1981
13	George Moyssidis, Florida Int'l vs. St. Thomas (Fla.)	Oct. 15, 1979
12	Simon West, Ashland vs. Ohio Valley	Nov. 6, 1999
12	Jeff Koegel, Le Moyne vs. St. Thomas Aquinas	Nov. 1, 1999
12	Rodrigo Faria, Concordia (N.Y.) vs. St. Thomas Aquinas	Oct. 23, 1999
12	David Hayes, Wingate vs. St. Andrews	Sept. 21, 1998
12	Jason Dunn, Seattle Pacific vs. Tampa	Oct. 9, 1993
12	Jason Haupt, UNC Greensboro vs. Barry	1989
12	Mike Boudreau, Merrimack vs. Suffolk	Dec. 20, 1984
12	Alan Grossman, Fla. Southern vs. Flagler	Sept. 18, 1973

GOALS

No.	Player, Team vs. Opponent	Date
7	Danny Ritter, Charleston (W.V.) vs. Ohio Valley	Aug. 31, 1999
7	Johan Jerlou, Gannon vs. Hilbert	Oct. 21, 1992

No.	Player, Team vs. Opponent	Date
6	Uchekukwu Chinyere, Dist. Columbia vs. Lincoln (Pa.)	Oct. 31, 2001
6	Sahar Rostami, New Haven vs. St. Thomas Aquinas	Sept. 18, 2000
6	Jeff Koegel, Le Moyne vs. St. Thomas Aquinas	Nov. 1, 1999
6	David Hayes, Wingate vs. St. Andrews	Sept. 21, 1998
6	Jon Akin, St. Leo vs. Palm Beach Atlantic	Oct. 19, 1996
6	Jason Dunn, Seattle Pacific vs. Tampa	Oct. 9, 1993
6	Sam Koleduk, St. Leo vs. Webber	Sept. 8, 1993
6	Richard Sharpe, Florida Tech vs. Palm Beach Atlantic	1992
6	Jason Haupt, UNC Greensboro vs. Barry	1989
6	Mike Boudreau, Merrimack vs. Suffolk	Dec. 20, 1984
6	Morris Lupenec, Oakland vs. Toledo	Oct. 31, 1981
6	George Moyssidis, Florida Int'l vs. Valdosta St.	Oct. 20, 1979
6	George Moyssidis, Florida Int'l vs. St. Thomas (Fla.)	Oct. 15, 1979
6	Alan Grossman, Fla. Southern vs. Flagler	Sept. 18, 1973

ASSISTS

No.	Player, Team vs. Opponent	Date
6	Wesley Gayle, East Stroudsburg vs. Bloomfield	Sept. 3, 2003
6	Vinicius Parga, Concordia (N.Y.) vs. St. Thomas Aquinas	Oct. 21, 2000
6	Martin Cocker, Montevallo vs. Spring Hill	Sept. 21, 1997
6	Mark Kremen, Longwood vs. Newport News App.	Sept. 4, 1986
5	Ward Trowman, Ashland vs. Ohio Valley	Nov. 6, 1999
5	Dustin Lockney, Charleston (W.V.) vs. Ohio Valley	Aug. 31, 1999
5	Assaf Dagai, Southern Conn. St. vs. Sacred Heart	Oct. 14, 1998
5	Jorge Mena, Metro St. vs. McPherson	Oct. 9, 1998
5	Morgan Kershner, Catawba vs. Newberry	Sept. 16, 1995
5	Patrick White, Wis.-Parksiders vs. St. Joseph's (Ind.)	Sept. 12, 1993
5	Derek Williford, Oakland vs. Spring Arbor	Sept. 1, 1990
5	Mike Bauder, Fla. Southern vs. Warner Southern	Oct. 31, 1989
5	Danny Machado, Seattle Pacific vs. Seattle	Oct. 28, 1987
5	George Moyssidis, Florida Int'l vs. Florida Tech/Jensen Beach	Sept. 9, 1980

SAVES

No.	Player, Team vs. Opponent	Date
34	Mike Bruno, Franklin Pierce vs. King's (Pa.)	1990
33	Joe Hamric, Newberry vs. Presbyterian	Oct. 9, 1996
33	Tom Bennett, Merrimack vs. Boston College	Sept. 5, 1986
33	Tim Calkins, Merrimack vs. Assumption	Oct. 31, 1975
31	Crispin St. Louis, Erskine vs. Davidson	Sept. 4, 1990
29	Jon Zaffino, St. Michael's vs. Southern N.H.	Oct. 6, 1990
28	Matt Jones, St. Rose vs. N.J. Inst. of Tech.	Sept. 15, 1999
28	Sean McGowan, Merrimack vs. Worcester St.	Oct. 23, 1980
27	Chuck Diegel, East Stroudsburg vs. Penn St.	1979
25	Chris Walker, St. Andrews vs. Longwood	Sept. 12, 1998
25	Crispin St. Louis, Erskine vs. South Carolina	1993
25	Crispin St. Louis, Erskine vs. Francis Marion	1993
25	Tim Moore, Fla. Southern vs. Rollins	Nov. 5, 1986
24	Bobby Kramig, Fla. Southern vs. Florida Tech	Sept. 25, 1980
23	Chris Walker, St. Andrews vs. Coker	Oct. 24, 1999
23	Bobby Kramig, Fla. Southern vs. Florida Int'l	Sept. 20, 1981

Season

POINTS PER GAME

Player, Team	Year	Games	Points	Avg.
Richard Sharpe, Florida Tech	1992	21	112	5.33
Richard Sharpe, Florida Tech	1993	19	90	4.74
Richard Sharpe, Florida Tech	1991	22	97	4.41
Chris Payne, Florida Tech	1990	23	100	4.35
Sam Koleduk, St. Leo	1993	18	77	4.28
Daniel Dos Santos, Sacred Heart	1990	18	77	4.28
Ray Jones, Longwood	1987	16	68	4.25
David Hayes, Wingate	1997	21	89	4.24
George Moysidis, Florida Int'l	1980	17	70	4.12
Joel Bailey, Wheeling Jesuit	2000	21	86	4.10
Jon Akin, St. Leo	1996	18	72	4.00
Per Ole Tenden, Charleston (W.V.)	1999	22	87	3.95
Stilian Shishkov, Lander	1994	20	79	3.95
Uchechukwu Chinyere, Dist. Columbia	2001	18	70	3.89
Michael Corday, Southern Ind.	1986	17	66	3.88
Jim Mailey, Bloomsburg	1979	14	53	3.79
Barry Gibney, Christian Bros.	2001	16	60	3.75
Anthony Maher, Mercyhurst	2001	17	63	3.71
Seamus Donnelly, Franklin Pierce	1996	17	63	3.71
Eddie Enders, Florida Tech	1992	21	76	3.62

POINTS

Player, Team	Year	Games	Goals	Assists	Points
Richard Sharpe, Florida Tech	1992	21	49	14	112
Chris Payne, Florida Tech	1990	23	27	46	100
Richard Sharpe, Florida Tech	1991	22	42	13	97
Richard Sharpe, Florida Tech	1993	19	39	12	90
David Hayes, Wingate	1997	21	37	15	89
Per Ole Tenden, Charleston (W.V.)	1999	22	34	19	87
Joel Bailey, Wheeling Jesuit	2000	21	36	14	86
George Moysidis, Florida Int'l	1980	17	27	26	80
Stilian Shishkov, Lander	1994	20	32	15	79
Sam Koleduk, St. Leo	1993	18	34	9	77
Daniel Dos Santos, Sacred Heart	1990	18	33	11	77
Eddie Enders, Florida Tech	1992	21	27	22	76
Jason Dunn, Seattle Pacific	1993	21	28	19	75
Jon Akin, St. Leo	1996	18	28	16	72
Bojan Vuckovic, Franklin Pierce	1992	23	29	13	71
Uchechukwu Chinyere, Dist. Columbia	2001	18	28	14	70
Joel Atkinson, West Va. Wesleyan	2000	20	29	12	70
Stilian Shishkov, Lander	1993	21	32	5	69
Paul Hopkins, Tusculum	2002	21	28	13	69
Ray Jones, Longwood	1987	16	29	10	68
Peter Hattrup, Seattle Pacific	1985	23	26	16	68
Rune Thuestad, West Va. Wesleyan	1999	19	29	7	65

GOALS PER GAME

Player, Team	Year	Games	Goals	Avg.
Richard Sharpe, Florida Tech	1992	21	49	2.33
Richard Sharpe, Florida Tech	1993	19	39	2.05
Richard Sharpe, Florida Tech	1991	22	42	1.91
Sam Koleduk, St. Leo	1993	18	34	1.89
Ray Jones, Longwood	1987	16	29	1.81
David Hayes, Wingate	1997	21	37	1.76
Joel Bailey, Wheeling Jesuit	2000	21	36	1.71
Matt Okoh, Denver	1992	17	28	1.65
Henrik Nebrelus, Tampa	1997	19	31	1.63
Stilian Shishkov, Lander	1994	20	32	1.60
Seamus Donnelly, Franklin Pierce	1996	17	27	1.59
George Moysidis, Florida Int'l	1980	17	27	1.59

Player, Team	Year	Games	Goals	Avg.
Bert Williams, New Haven	2000	19	30	1.58
Alan Grossman, Fla. Southern	1973	14	22	1.57
Uchechukwu Chinyere, Dist. Columbia	2001	18	28	1.56
Jon Akin, St. Leo	1996	18	28	1.56
Per Ole Tenden, Charleston (W.V.)	1999	22	34	1.55
Peter Nilsson, Southampton	2001	17	26	1.53
Rune Thuestad, West Va. Wesleyan	1999	19	29	1.53
Stilian Shishkov, Lander	1993	21	32	1.52

GOALS

Player, Team	Year	Games	Goals
Richard Sharpe, Florida Tech	1992	21	49
Richard Sharpe, Florida Tech	1991	22	42
Richard Sharpe, Florida Tech	1993	19	39
David Hayes, Wingate	1997	21	37
Joel Bailey, Wheeling Jesuit	2000	21	36
Per Ole Tenden, Charleston (W.V.)	1999	22	34
Sam Koleduk, St. Leo	1993	18	34
Stilian Shishkov, Lander	1994	20	32
Stilian Shishkov, Lander	1993	21	32
Henrik Nebrelus, Tampa	1997	19	31
Bert Williams, New Haven	2000	19	30
Jon Atkinson, West Va. Wesleyan	2000	20	29
Rune Thuestad, West Va. Wesleyan	1999	19	29
Khari Sharieff, S.C.-Spartanburg	1997	24	29
Stilian Shishkov, Lander	1995	20	29
Bojan Vuckovic, Franklin Pierce	1992	23	29
Jason Haupt, UNC Greensboro	1989	22	29
Ray Jones, Longwood	1987	16	29
Martin Vasquez, Cal St. L.A.	1981	22	29
Paul Hopkins, Tusculum	2002	21	28
Uchechukwu Chinyere, Dist. Columbia	2001	18	28
Jon Akin, St. Leo	1996	18	28
Jason Dunn, Seattle Pacific	1993	21	28
Matt Okoh, Denver	1992	17	28

ASSISTS PER GAME

Player, Team	Year	Games	Assists	Avg.
Chris Payne, Florida Tech	1990	23	46	2.00
Peter Sesay, North Fla.	1996	17	23	1.35
Mihaud Pierre, N.J. Inst. of Tech.	1997	18	23	1.28
Patrick White, Wis.-Parkside	1993	18	23	1.28
Chris Dunn, North Fla.	1994	17	21	1.24
Andy McMahon, Stonehill	1991	17	21	1.24
Todd Braun, Indianapolis	1993	14	17	1.21
Ward Trowman, Ashland	2000	16	18	1.13
Rob Strickland, Lander	2000	14	15	1.07
Luis-Carlos Jimenez, Bentley	1997	15	16	1.07
Vinicious Parga, Concordia (N.Y.)	2000	16	17	1.06
Michael Hasiuk, Davis & Elkins	1992	17	18	1.06
Timothy Hamill, Holy Family	2003	16	17	1.06
Adam Denton, Wingate	1997	21	22	1.05
Itai Mor, Southern Conn. St.	1996	21	22	1.05



With 17 assists in 16 games last year, Holy Family's Timothy Hamill earned a spot on the single-season Assists Per Game list.

DIVISION II MEN'S

Holy Family Sports Information

Time	Player, Team	Opponent	Date
:15	Dan Valency and Paul Oyuga, Southern Conn. St.	Molloy	Sept. 12, 1998
:15	Matt Hein and Chris Kramer, IPFW	St. Francis (Ill.)	Sept. 11, 1999
:17	Assaf Dagai and Dan Valency, Southern Conn. St.	C.W. Post	Sept. 13, 1998
:17	Ron Sweeney and Dean Doughty, Southern Ind.	Indianapolis	Oct. 14, 1990
:17	Greg Peters (2), Wis.-Parkside	Purdue-Calumet	Oct. 15, 1986
:18	Jonathan Gordon and David Ormesher, Tusculum	Newberry	Oct. 12, 2002
:18	Luiz Araujo and Eric Bass, Grand Canyon	UC Davis	Nov. 2, 2001
:18	Kyle Kershaw and Kevin Marks, Mo.-Rolla	Westminster (Mo.)	Oct. 19, 1994
:18	Doug Morrill and Vascoe Rubio, Seattle Pacific	Jacksonville	Sept. 1, 1989

FASTEST CONSECUTIVE GOALS, OPPOSING TEAMS

Time	First Goal	Second Goal	Date
:14	James Nordberg, Cal St. San B'dino	Luka Muslin, Grand Canyon	Oct. 11, 2001
:15	Kirk Harwat, Ashland	Derek Laliberte, IPFW	Sept. 7, 2000
:16	Brett Williams, Cal St. Chico	Brendan Tomson, Grand Canyon	Sept. 28, 2001
:19	Sean Collins, Quincy	Adam Chwala, Wis.-Parkside	Oct. 17, 1999
:23	Avi Scabini, Southern Conn. St.	Johan Kron, Southampton	Nov. 21, 1999
:26	Brandon Migdol, Cal St. Bakersfield	Tiago Venturi, UC San Diego	Oct. 12, 2003
:29	Matt Baldock, West Tex. A&M	Sean Horan, Fort Lewis	Sept. 25, 1994
:30	Torin Haskell, UC-Colo. Spgs.	Marc Petit, Fort Lewis	Sept. 21, 1993
:33	John Molet, Fort Lewis	Brett Redden, Southern Colo.	Oct. 10, 1993
:33	Andy Hitchcock, Fort Lewis	James Diedrich, Colo. Christian	Sept. 12, 1993
:34	Monterio Santos, Eckerd	David Cuoco, St. Leo	Nov. 3, 1999
:36	Christian Williams, Southern Colo.	Sean Horan, Fort Lewis	Oct. 10, 1993
:37	Sean Broderick, Francis Marion	Stephen Replogle, Presbyterian	Oct. 7, 2001
:40	Alex Van Damme, Seattle Pacific	Dio Cifuni, Fort Lewis	Nov. 14, 1998
:42	Greg Bisbon, Seattle Pacific	Scott Baca, Fort Lewis	Nov. 15, 1997
:44	Nathan Wojtkiewicz, Truman	Ryan Swan, Mo.-Rolla	Oct. 22, 1999

CONSECUTIVE GAMES WITH AT LEAST ONE GOAL

No.	Player, Team	From	To
24	Rune Thuestad, West Va. Wesleyan	Sept. 30, 1998	Oct. 9, 1999
11	Oliver Medina, Southern Conn. St.	Aug. 30, 2002	Oct. 8, 2002
11	Pat Stanco, East Stroudsburg	Sept. 22, 1999	Oct. 27, 1999
10	Seamus Donnelly, Franklin Pierce	Oct. 12, 1996	Nov. 16, 1996
8	Paul Hopkins, Tusculum	Sept. 5, 2002	Sept. 28, 2002
8	Olivier Oceau, Southern Conn. St.	Aug. 28, 2001	Sept. 16, 2001
8	Kirk Harwat, Ashland	Oct. 6, 2000	Nov. 3, 2000
8	Mike Feniger, East Stroudsburg	Sept. 10, 1995	Sept. 30, 1995
8	Jason Dunn, Seattle Pacific	Oct. 2, 1993	Nov. 11, 1993
8	Jarrett Wagner, Drury	Sept. 16, 1993	Oct. 10, 1993
8	Gil Hokayama, Southern Conn. St.	Oct. 10, 1992	Nov. 6, 1992
8	Joash Dukes, Florida Int'l	1979	1979
7	Mike Blythe, Mercyhurst	Sept. 28, 2001	Oct. 21, 2001
7	Anthony Maher, Mercyhurst	Sept. 19, 2001	Oct. 14, 2001
7	Sean Crawford, East Stroudsburg	Sept. 21, 1997	Oct. 8, 1997
7	Rune Thuestad, West Va. Wesleyan	Sept. 28, 1996	Oct. 19, 1996
7	Bojan Vuckovic, Franklin Pierce	Sept. 11, 1993	Oct. 5, 1993
7	Jason Dunn, Seattle Pacific	Oct. 3, 1992	Oct. 28, 1992
7	Bill Manning, Bridgeport	Sept. 24, 1986	Oct. 13, 1986
7	Jack Donovan, Mo.-St. Louis	1975	1975

CONSECUTIVE SHUTOUT MINUTES

No.	Player, Team	From	To
962:00	Peter Quinn, Bridgeport	Sept. 13, 1986	Oct. 18, 1986
944:00	Marcus Hahnemann, Seattle Pacific	Sept. 27, 1991	Nov. 1, 1991
940:00	Mathias Luhr, Lewis	Sept. 20, 1996	Oct. 24, 1996
896:00	Andrew Oliveri, Southern Conn. St.	Sept. 22, 1999	Nov. 21, 1999
867:00	Julien Fruitier, Lynn	Sept. 23, 2001	Nov. 3, 2001
838:07	Matt Touchstone, Cal St. Bakersfield	Sept. 30, 1995	Oct. 28, 1995
787:36	Tobias Svantesson, Southern N.H.	Oct. 14, 2000	Nov. 19, 2000
777:00	Rick Koczak, Southern Conn. St.	Sept. 14, 1996	Oct. 19, 1996

No.	Player, Team	From	To
732:00	Rick Koczak, Southern Conn. St.	Oct. 8, 1994	Nov. 5, 1994
726:06	Steve Berglund, Fort Lewis	Nov. 14, 1998	Sept. 26, 1999
650:24	Tobias Svantesson, Southern N.H.	Oct. 10, 1999	Oct. 30, 1999
630:33	Jason Wright, Quincy	Sept. 25, 1999	Oct. 12, 1999
630:00	Darren Ambrose, S.C.-Spartanburg	Oct. 11, 1991	Nov. 1, 1991
617:37	Steve Berglund, Fort Lewis	Oct. 17, 1998	Nov. 14, 1998
603:38	Nate Gibson, Truman	Oct. 3, 2003	Oct. 31, 2003
585:00	Rohan Cassells, West Va. Wesleyan	Oct. 4, 1996	Oct. 23, 1996

Annual Champions

POINTS PER GAME

Season	Player, Team	CL	G	GO	A	P	Avg.
1998	Jon Stefansson, West Fla.	Fr.	19	25	14	64	3.37
1999	Per Ole Tenden, Charleston (W.V.)	So.	22	34	19	87	3.95
2000	Joel Bailey, Wheeling Jesuit	So.	21	36	14	86	4.10
2001	Uchechukwu Chinyere, Dist. Columbia	Fr.	18	28	14	70	3.89
2002	Paul Hopkins, Tusculum	So.	21	28	13	69	3.29
2003	Robert Dawson, Wingate	So.	18	24	6	54	3.00

GOALS PER GAME

Season	Player, Team	CL	G	GO	Avg.
1998	Rune Thuestad, West Va. Wesleyan	Sr.	19	26	1.37
1999	Per Ole Tenden, Charleston (W.V.)	So.	22	34	1.55
2000	Joel Bailey, Wheeling Jesuit	So.	21	36	1.71
2001	Uchechukwu Chinyere, Dist. Columbia	Fr.	18	28	1.56
2002	Paul Hopkins, Tusculum	So.	21	28	1.33
2003	Robert Dawson, Wingate	So.	18	24	1.33

ASSISTS PER GAME

Season	Player, Team	CL	G	A	Avg.
1998	Assaf Dagai, Southern Conn. St.	Sr.	20	20	1.00
1999	Per Ole Tenden, Charleston (W.V.)	So.	22	19	0.86
2000	Ward Trowman, Ashland	Jr.	16	18	1.13
2001	Tomas Bolnar, California (Pa.)	Sr.	21	21	1.00
2002	Jose Palladino, Clayton St.	Sr.	18	17	0.94
2003	Timothy Hamill, Holy Family	Sr.	16	17	1.06

GOALS-AGAINST AVERAGE

Season	Player, Team	CL	G	MIN	GA	GAA
1998	Matt Nelson, Lynn	Jr.	16	1,447	6	0.37
1999	Andrew Olivieri, Southern Conn. St.	Fr.	20	1,782	8	0.40
2000	Thom Peer, Wis.-Parkside	Jr.	22	2,001	6	0.27
2001	Mervin Shade, Dowling	Sr.	15	1,405	6	0.38
2002	Kevin Street, Lynn	Fr.	12	855	5	0.53
2003	Nate Gibson, Truman	Fr.	18	1,630	8	0.44

SAVES PER GAME

Season	Player, Team	CL	G	SV	Avg.
1998	Ashley Smith, Newberry	So.	20	194	9.70
1999	Peter Anderson, St. Rose	So.	12	119	9.92
2000	Asa Moran, Anderson (S.C.)	Jr.	14	136	9.71
2001	Jason Rohrbach, Davis & Elkins	Fr.	18	155	8.61
2002	Chris McClellan, Colo. Christian	Sr.	15	129	8.60
2003	Sean McEnery, St. Thomas Aquinas	Fr.	16	125	7.81



Nate Gibson of Truman made many saves such as this one in leading Division II with a 0.44 Goals-Against Average in 2003.

Truman Sports Information

Team Records

Official NCAA Division II men's soccer records began with the 1959 season and are based on information submitted to the NCAA statistics service by institutions participating in the statistics rankings. Annual champions started in the 1998 season, which was the first year the NCAA compiled weekly leaders. In statistical rankings, the rounding of percentages and/or averages may indicate ties where none exist. In these cases, the numerical order of the rankings is accurate.

Scoring

POINTS

Game

52—Barton vs. Cazenovia, Oct. 10, 1999

GOALS

Game

21—Dist. Columbia vs. Lincoln (Pa.), Oct. 31, 2001

Season

113—Florida Tech, 1992 (21 games)

SCORING AVERAGE

Season

5.38—Florida Tech, 1992 (113 goals in 21 games)

ASSISTS

Game

19—Seattle Pacific vs. Seattle, Oct. 28, 1987

Defense

SAVES

Game

34—Franklin Pierce vs. King's (Pa.), 1990

Season

293—Newberry, 1996 (19 games)

SAVES PER GAME

Season

17.53—St. Anselm, 1972 (263 in 15 games)

GOALS-AGAINST AVERAGE

Season

0.25—Wis.-Parkside, 1993 (5 GA in 1,780 min.)

SHUTOUTS

Season

18—Southern Conn. St., 1988 (27 games)

SHUTOUT PERCENTAGE

Season

.773—Wis.-Parkside, 2000 (17 in 22 games)

Miscellaneous

CONSECUTIVE WINS

33—Southern Conn. St., Oct. 7, 1998, to Sept. 1, 2000

CONSECUTIVE GAMES WITHOUT A LOSS

41—Southern Conn. St., Oct. 28, 1989, to Oct. 19, 1991 (includes 4 ties)

CONSECUTIVE HOME WINS

32—Cal St. L.A., 1982 to 1986

CONSECUTIVE CONFERENCE WINS

(Includes conference tournaments)

33—Mercyhurst, Oct. 23, 1996, to Nov. 9, 2002

CONSECUTIVE CONFERENCE GAMES

WITHOUT A LOSS

(Includes conference tournaments)

46—Southern Conn. St., Oct. 10, 1995, to Oct. 4, 2000

CONSECUTIVE SHUTOUTS

12—Wis.-Parkside, 1989

WINS IN A SEASON

23—Cal St. Dom. Hills, 2000; S.C.-Spartanburg, 1998

CONSECUTIVE WINNING SEASONS

33—Seattle Pacific, 1971 to present

MOST-IMPROVED WON-LOSS RECORD

11.5—Cal St. Chico, 2002 (6-13) to 2003 (21-5-1)

Game

POINTS

No.	Team vs. Opponent	Date
52	Barton vs. Cazenovia	Oct. 10, 1999
49	Seattle Pacific vs. Seattle	Q. 28, 1987
48	Charleston (W.V.) vs. Ohio Valley	Ag. 31, 1999
47	Fla. Southern vs. Florida Bible	Sept. 12, 1987
46	Mo.-St. Louis vs. Central Methodist	Oct. 9, 1974
44	East Stroudsburg vs. Columbia Union	Sept. 25, 2002
43	Christian Bros. vs. Freed-Hardeman	Oct. 23, 2001
43	Dowling vs. St. Rose	Oct. 17, 1999
43	Florida Int'l vs. Florida Tech/Jensen Beach	Oct. 9, 1980
42	Northeastern St. vs. Southwestern Okla.	Oct. 10, 2003
42	Dist. Columbia vs. Lincoln (Pa.)	Q. 31, 2001
42	Florida Int'l vs. Florida Tech	Oct. 24, 1981
41	Seattle Pacific vs. Northwest Nazarene	Oct. 16, 2000
41	St. Leo vs. Palm Beach Atlantic	Q. 19, 1996
41	Longwood vs. Newport News App.	Sept. 4, 1986
40	Carson-Newman vs. Anderson (S.C.)	Sept. 30, 2000
40	Texas Lutheran vs. Concordia-Austin	Sept. 10, 1995
40	Gannon vs. Point Park	Sept. 26, 1990

GOALS

No.	Team vs. Opponent	Date
21	Dist. Columbia vs. Lincoln (Pa.)	Q. 31, 2001
20	Gannon vs. Point Park	Sept. 26, 1990
18	Mo.-St. Louis vs. Central Methodist	Oct. 9, 1974
17	C.W. Post vs. St. Thomas Aquinas	Oct. 17, 2000
17	Barton vs. Cazenovia	Oct. 10, 1999
16	East Stroudsburg vs. Columbia Union	Sept. 25, 2002
16	Concordia (N.Y.) vs. St. Thomas Aquinas	Oct. 23, 1999
16	Charleston (W.V.) vs. Ohio Valley	Aug. 31, 1999
16	Truman vs. Lincoln (Mo.)	Oct. 18, 1995
16	Texas Lutheran vs. Concordia-Austin	Sept. 10, 1995
16	Fla. Southern vs. Florida Bible	Sept. 12, 1987
15	Carson-Newman vs. Anderson (S.C.)	Sept. 30, 2000
15	Dowling vs. St. Rose	Oct. 17, 1999
15	Seattle Pacific vs. Seattle	Q. 28, 1987
15	Florida Int'l vs. Florida Tech/Jensen Beach	Oct. 9, 1980
15	Millersville vs. Lebanon Valley	1979

ASSISTS

No.	Team vs. Opponent	Date
19	Seattle Pacific vs. Seattle	Q. 28, 1987
18	Barton vs. Cazenovia	Oct. 10, 1999

No.	Team vs. Opponent	Date
16	Charleston (W.V.) vs. Ohio Valley	Ag. 31, 1999
15	Christian Bros. vs. Freed-Hardeman	Oct. 23, 2001
15	Seattle Pacific vs. Northwest Nazarene	Q. 14, 2000
15	St. Leo vs. Palm Beach Atlantic	Q. 19, 1996
15	Oakland vs. Siena Heights	Oct. 25, 1995
15	Merrimack vs. Assumption	Q. 11, 1993
15	Fla. Southern vs. Florida Bible	Sept. 12, 1987
14	Northeastern St. vs. Southwestern Okla.	Oct. 10, 2003
14	Catawba vs. Wingate	Q. 12, 1992
14	Florida Int'l vs. Florida Tech	Oct. 24, 1981
13	Seattle Pacific vs. Mont. St.-Billings	Oct. 16, 2000
13	Dowling vs. St. Rose	Oct. 17, 1999
13	Southern Conn. St. vs. Assumption	Q. 13, 1999
13	Montevallo vs. Morehouse	Nov. 11, 1998
13	Fla. Southern vs. Southeastern	Sept. 8, 1998
13	Fort Lewis vs. Colo. Christian	Sept. 12, 1993
13	Florida Tech vs. St. Leo	1991
13	Longwood vs. Newport News App.	Sept. 4, 1986
13	Florida Int'l vs. Florida Tech/Jensen Beach	Oct. 9, 1980

SAVES

No.	Team vs. Opponent	Date
34	Franklin Pierce vs. King's (Pa.)	1990
33	Newberry vs. Presbyterian	Oct. 9, 1996
33	Merrimack vs. Boston College	Sept. 5, 1986
33	Merrimack vs. Assumption	Q. 31, 1975
31	Erskine vs. Davidson	Sept. 4, 1990
29	St. Michael's vs. Southern N.H.	Oct. 6, 1990
28	St. Rose vs. N.J. Inst. of Tech.	Sept. 15, 1999
28	Merrimack vs. Worcester St.	Oct. 23, 1980
26	Fla. Southern vs. Tampa	Sept. 17, 1980
26	East Stroudsburg vs. Penn St.	1979
25	St. Andrews vs. Longwood	Sept. 12, 1998
25	Erskine vs. South Carolina	1993
25	Erskine vs. Francis Marion	1993
25	Fla. Southern vs. Rollins	Nov. 5, 1986
24	Newberry vs. Montreat-Anderson	Aug. 31, 1996
24	Fla. Southern vs. Florida Tech	Sept. 25, 1980

Season

SCORING AVERAGE

Team	Year	Games	No.	Avg.
Florida Tech	1992	21	113	5.38
West Tex. A&M	1993	19	94	4.95

Team	Year	Games	No.	Avg.
Charleston (W.V.)	1999	23	112	4.87
Wheeling Jesuit	2000	22	102	4.64
East Stroudsburg	2002	21	97	4.62
S.C. Spartanburg	2003	18	83	4.61
Tusculum	2002	21	96	4.57
Northwood	2003	16	73	4.56
Dist. Columbia	1999	18	81	4.50
Christian Bros.	2001	18	80	4.44
Florida Tech	1990	23	102	4.43
Lander	1994	20	88	4.40
Southern N.H.	1994	18	79	4.39
Ala.-Huntsville	1996	18	78	4.33
Dist. Columbia	2001	18	77	4.28
S.C.-Spartanburg	2002	22	94	4.27
S.C.-Spartanburg	1997	24	102	4.25
Florida Int'l	1977	20	84	4.20
Wheeling Jesuit	2001	22	92	4.18
Florida Tech	1991	22	91	4.14
Mercyhurst	1988	19	78	4.11
Wingate	1997	21	86	4.10

GOALS

Team	Year	Games	Goals
Florida Tech	1992	21	113
Charleston (W.V.)	1999	23	112
Wheeling Jesuit	2000	22	102
S.C.-Spartanburg	1997	24	102
Florida Tech	1990	23	102
East Stroudsburg	2002	21	97
Tusculum	2002	21	96
S.C.-Spartanburg	2002	22	94
West Tex. A&M	1993	19	94
Southern Conn. St.	1990	23	94
Wheeling Jesuit	2001	22	92
Florida Tech	1991	22	91
East Stroudsburg	1997	24	89
Seattle Pacific	1985	23	89
Lander	1994	20	88
Catawba	1991	25	88
Southern Conn. St.	1992	24	87
Southern Conn. St.	1998	23	86
Wingate	1997	21	86
Franklin Pierce	1992	23	86
Lock Haven	1992	23	86

GOALS-AGAINST AVERAGE

(Min. 1,200 Minutes)

Team	Year	GA	Min.	GAA
Wis.-Parkside	1993	5	1,780	0.25
Wis.-Parkside	2000	6	2,002	0.27
Southern N.H.	1997	7	1,875	0.34
Southern Conn. St.	1996	8	2,070	0.35
Wis.-Parkside	1994	7	1,800	0.35
Southern Conn. St.	1994	8	2,040	0.35
Lynn	1998	7	1,762	0.36
Truman	2003	8	1,900	0.38
Southern Conn. St.	1997	9	2,138	0.38
Lewis	2000	9	2,127.2	0.38
Southern Conn. St.	1999	8	1,885	0.38
Lewis	1996	8	1,800	0.40
Bryant	1988	8	1,710	0.42
Charleston (W.V.)	1999	10	2,119	0.42
Dowling	2001	9	1,855	0.44
Clayton St.	2000	11	2,093	0.47
Wis.-Parkside	1996	10	1,890	0.48
Hawaii Pacific	2000	7	1,322	0.48
St. Anselm	1986	8	1,500	0.48
S.C.-Spartanburg	1991	11	2,010	0.49
Wis.-Parkside	1989	12	2,160	0.50
Dist. Columbia	1999	9	1,620	0.50

SAVES PER GAME

Team	Year	Games	No.	Avg.
St. Anselm	1972	15	263	17.53
Elon	1996	15	248	16.53
Newberry	1996	19	293	15.42
Shepherd	1999	16	229	14.31
Elon	1994	17	240	14.12
St. Anselm	1981	16	212	13.25
Elon	1993	17	225	13.24
Truman	1982	16	207	12.94
St. Rose	1999	17	211	12.41
Newberry	1995	19	232	12.21

Team	Year	Games	No.	Avg.
Southern N.H.	1980	17	205	12.06
Fla. Southern	1985	18	205	11.39
St. Andrews	1995	15	166	11.07
St. Leo	1985	17	185	10.88
Erskine	1993	18	195	10.83
Southern N.H.	1979	17	182	10.71
Molloy	1999	18	190	10.56
Mo. Southern St.	1989	19	199	10.47
Newberry	1998	20	207	10.35
St. Rose	1998	17	175	10.29

SAVES

Team	Year	Games	No.
Newberry	1996	19	293
St. Anselm	1972	15	263
Elon	1996	15	248
Elon	1994	17	240
Newberry	1995	19	232
Shepherd	1999	16	229
Elon	1993	17	225
St. Anselm	1981	16	212
St. Rose	1999	17	211
Newberry	1998	20	207
Truman	1982	16	207
Fla. Southern	1985	18	205
Southern N.H.	1980	17	205
Grand Canyon	1996	21	202
Lenoir-Rhyne	1996	20	200
Erskine	1997	20	199
Mo. Southern St.	1989	19	199
St. Andrews	1998	20	196
Erskine	1993	18	195
Metro St.	1994	20	192

SHUTOUT PERCENTAGE

(Min. 10 Shutouts)

Team	Year	Games	No.	Pct.
Wis.-Parkside	2000	22	17	0.77
Truman	2003	21	16	0.76
Southern Conn. St.	1999	20	15	0.75
Southern N.H.	1997	20	15	0.75
Lewis	1996	20	15	0.75
Wis.-Parkside	1989	23	17	0.74
Southern Conn. St.	1996	22	16	0.73
Wis.-Parkside	1993	18	13	0.72
Hawaii Pacific	2000	14	10	0.71
Seattle Pacific	1991	20	14	0.70
Seattle Pacific	1980	23	16	0.70
St. Anselm	1986	16	11	0.69
Lynn	2001	19	13	0.68
Lynn	1998	19	13	0.68
Wis.-Parkside	1994	19	13	0.68
Southern N.H.	2000	22	15	0.68
Fort Lewis	1999	24	16	0.67
Southern N.H.	1999	18	12	0.67
Southern Conn. St.	1988	27	18	0.67
Southern Conn. St.	1992	24	16	0.67
Charleston (W.V.)	1999	23	15	0.65
IPFW	1999	23	15	0.65

SHUTOUTS

Team	Year	Games	Shutouts
Southern Conn. St.	1988	27	18
Wis.-Parkside	2000	22	17
Wis.-Parkside	1989	23	17
Truman	2003	21	16
Fort Lewis	1999	24	16
Southern Conn. St.	1996	22	16
Southern Conn. St.	1992	24	16
Seattle Pacific	1980	23	16
Southern N.H.	2000	22	15
Charleston (W.V.)	1999	23	15
IPFW	1999	23	15
Southern Conn. St.	1999	20	15
Southern N.H.	1997	20	15
Lewis	1996	20	15
Cal St. Dom. Hills	2002	23	14
Clayton St.	2000	22	14
Lewis	2000	23	14
Oakland	1996	24	14
Seattle Pacific	1991	20	14
Southern N.H.	1989	25	14
Southern N.H.	1988	24	14
Seattle Pacific	1987	24	14

DIVISION II MEN'S

Miscellaneous

CONSECUTIVE WINS

No.	Team	From	To
33	Southern Conn. St.	Oct. 7, 1998	Sept. 1, 2000
26	Truman	Oct. 20, 2002	Nov. 15, 2003
26	Lynn	Oct. 6, 2000	Oct. 31, 2001
25	Southern Conn. St.	Oct. 15, 1995	Oct. 12, 1996
23	Cal St. Dom. Hills	Oct. 6, 2000	Sept. 24, 2001
23	S.C.-Spartanburg	Sept. 2, 1998	Dec. 3, 1998
22	Southern N.H.	Sept. 2, 1988	Nov. 6, 1988
21	Southern Conn. St.	Sept. 26, 1990	Sept. 14, 1991
21	Lock Haven	1980	1980
20	Gannon	Sept. 4, 1985	Nov. 16, 1985
20	Tampa	Nov. 1981	Nov. 3, 1982
18	Lynn	Sept. 1, 1998	Nov. 15, 1998
17	Francis Marion	Aug. 28, 2000	Nov. 1, 2000
16	Lynn	Oct. 21, 2002	Oct. 4, 2003
16	Cal St. L.A.	1981	1981
15	Mercyhurst	Aug. 30, 2002	Oct. 30, 2002
15	St. Anselm	Sept. 20, 1998	Nov. 14, 1998
15	S.C.-Spartanburg	Sept. 19, 1992	Nov. 8, 1992

CONSECUTIVE GAMES WITHOUT A LOSS

No.	Team	From	To
41	Southern Conn. St.	Oct. 28, 1989	Oct. 16, 1991
36	Southern Conn. St.	Oct. 3, 1998	Sept. 2, 2000
35	Southern Conn. St.	Oct. 10, 1995	Nov. 23, 1996
34	Tampa	Sept. 1981	Nov. 3, 1982
32	Cal St. Dom. Hills	Sept. 6, 2000	Sept. 24, 2001
27	Lynn	Oct. 21, 2002	Current
26	Truman	Oct. 20, 2002	Nov. 15, 2003
26	Lynn	Oct. 6, 2000	Oct. 31, 2001
23	Southampton	Oct. 24, 1998	Nov. 13, 1999
23	S.C.-Spartanburg	Sept. 2, 1998	Dec. 3, 1998
22	Southern N.H.	Sept. 2, 1988	Nov. 6, 1988
21	Southern N.H.	Sept. 4, 1989	Nov. 5, 1989
21	Lock Haven	1980	1980
20	St. Anselm	Sept. 20, 1998	Sept. 15, 1999
20	Gannon	Sept. 4, 1985	Nov. 16, 1985
19	Southern N.H.	Oct. 30, 1991	Oct. 21, 1992
18	Dowling	Sept. 2, 2001	Nov. 30, 2001
18	Lynn	Sept. 1, 1998	Nov. 15, 1998

CONSECUTIVE HOME WINS

(Includes conference and NCAA tournaments)

No.	Team	From	To
32	Cal St. L.A.	1982	1986
31	Southern Conn. St.	Oct. 30, 1994	Oct. 15, 1997
24	Lynn	Oct. 6, 2000	Sept. 18, 2003



Lynn Sports Information

Ross Lumsden (light jersey) helped Lynn bring a streak of 27 consecutive games without a loss into the 2004 season.

No.	Team	From	To
24	Southern N.H.	Sept. 2, 1988	Sept. 17, 1990
20	Seattle Pacific	Sept. 30, 1993	Oct. 22, 1994
20	Southern Conn. St.	Sept. 3, 1990	Oct. 23, 1991
19	Catawba	Oct. 16, 1989	Oct. 3, 1991
18	Wis.-Parkside	1996	1998
18	Cal St. Bakersfield	Sept. 30, 1995	Oct. 2, 1996
17	S.C.-Spartanburg	Oct. 4, 1997	Dec. 3, 1998
16	East Stroudsburg	Sept. 14, 1994	Sept. 8, 1996
15	Southern Conn. St.	Oct. 7, 1998	Sept. 1, 2000
15	Franklin Pierce	Oct. 12, 1994	Nov. 20, 1995
15	Florida Intl.	1981	1983
14	West Va. Wesleyan	Oct. 3, 1995	Oct. 26, 1996
14	Seattle Pacific	Sept. 9, 1987	Nov. 2, 1988

CONSECUTIVE CONFERENCE WINS

(Includes conference tournaments)

No.	Team	From	To
33	Mercyhurst	Oct. 23, 1996	Nov. 9, 2002
27	Cal St. Dom. Hills	Oct. 30, 1999	Oct. 18, 2002
22	S.C.-Spartanburg	1997	Oct. 16, 1999
21	Southern Conn. St.	Oct. 29, 1997	Sept. 17, 2000
21	Southern Ind.	Sept. 24, 1989	Sept. 25, 1991
18	Lewis	Sept. 20, 1996	Oct. 4, 1997
16	Southampton	Oct. 28, 1998	Oct. 24, 2000
16	Southern Conn. St.	Oct. 3, 1992	Sept. 13, 1994
15	Cal St. Bakersfield	Oct. 22, 1994	Oct. 5, 1996
15	East Stroudsburg	Nov. 3, 1993	Sept. 30, 1995
15	Cal St. L.A.	Sept. 29, 1982	Oct. 17, 1983
14	East Stroudsburg	Oct. 17, 1984	Oct. 25, 1986
13	Fort Lewis	Sept. 14, 1997	Sept. 13, 1998
13	Southern Conn. St.	Sept. 24, 1982	Oct. 27, 1984
11	Southampton	Oct. 28, 1998	Oct. 31, 1999
11	Fort Lewis	Oct. 18, 1998	Sept. 24, 1999
11	Lynn	Oct. 25, 1997	Nov. 7, 1998
11	Fort Lewis	Sept. 14, 1997	Sept. 13, 1998
11	Truman	Nov. 5, 1994	Oct. 9, 1997
11	Merrimack	Oct. 21, 1995	Oct. 17, 1996
11	Franklin Pierce	Oct. 8, 1994	Oct. 18, 1995

CONSECUTIVE CONFERENCE GAMES WITHOUT A LOSS

(Includes conference tournaments)

No.	Team	From	To
46	Southern Conn. St.	Oct. 10, 1995	Oct. 4, 2000
36	Mercyhurst	Sept. 8, 1996	Nov. 9, 2002
32	Cal St. L.A.	Sept. 22, 1982	Oct. 31, 1984
29	Southern Ind.	Sept. 24, 1989	Nov. 2, 1991
27	Cal St. Dom. Hills	Oct. 30, 1999	Oct. 18, 2002
27	Southern Conn. St.	Oct. 26, 1991	Sept. 27, 1995
24	Southampton	Oct. 28, 1998	Nov. 4, 2002
24	Lewis	Sept. 20, 1996	Nov. 1, 1997
22	S.C.-Spartanburg	1997	Oct. 16, 1999
22	West Va. Wesleyan	Sept. 13, 1995	Oct. 29, 1997
19	Lynn	Oct. 25, 1997	Sept. 14, 2000
19	Truman	Oct. 9, 1988	Oct. 11, 1997
17	Cal St. Bakersfield	Oct. 22, 1994	Oct. 12, 1996
17	Franklin Pierce	Oct. 8, 1994	Sept. 28, 1996
16	Merrimack	Sept. 30, 1995	Oct. 17, 1996

CONSECUTIVE SHUTOUTS

No.	Team	From	To
12	Wis.-Parkside	1989	1989
10	Southern Conn. St.	Sept. 25, 1999	Nov. 14, 1999
10	Lewis	Sept. 20, 1996	Oct. 20, 1996
10	Seattle Pacific	Sept. 27, 1991	Nov. 1, 1991
9	Lynn	Sept. 26, 2001	Oct. 31, 2001
8	Southern N.H.	Oct. 18, 2000	Nov. 12, 2000
8	Lynn	Sept. 23, 1998	Oct. 21, 1998
8	Southern Conn. St.	Sept. 18, 1996	Oct. 12, 1996
8	Southern Conn. St.	Oct. 12, 1994	Nov. 2, 1994
8	Wis.-Parkside	1994	1994
8	Southern Conn. St.	Oct. 14, 1985	Nov. 5, 1985
7	Truman	Oct. 5, 2003	Oct. 28, 2003
7	Southern N.H.	Oct. 10, 1999	Oct. 30, 1999
7	Fort Lewis	Aug. 27, 1999	Sept. 24, 1999
7	Fort Lewis	Oct. 18, 1998	Nov. 8, 1998
7	Oakland	Oct. 30, 1996	Dec. 6, 1996
7	Southern N.H.	Oct. 7, 1995	Oct. 30, 1995
7	Cal St. Bakersfield	Oct. 4, 1995	Oct. 25, 1995
7	S.C.-Spartanburg	Oct. 11, 1991	Nov. 1, 1991
7	Gannon	Oct. 7, 1990	Oct. 31, 1990
7	Mo.-St. Louis	1983	1983
7	Seattle Pacific	Sept. 20, 1980	Oct. 11, 1980
7	Cal St. Chico	Sept. 15, 1978	Sept. 23, 1978

SEASON WINS

No.	Team	Year
23	Cal St. Dom. Hills	2000
23	S.C.-Spartanburg	1998
22	Lynn	2003
22	Southern Conn. St.	1990
22	Southern N.H.	1989
22	Southern N.H.	1988
22	Alabama A&M	1979
21	Cal St. Chico	2003
21	Charleston (W.V.)	1999
21	Southern Conn. St.	1997
21	Southern Conn. St.	1995
21	Southern Conn. St.	1992
21	Catawba	1990
21	Lock Haven	1980
21	Loyola (Md.)	1976
20	Truman	2003
20	Sonoma St.	2002
20	Southern N.H.	2002
20	Lewis	2001
20	Cal St. Dom. Hills	2001
20	Wheeling Jesuit	2000
20	Southern Conn. St.	1999
20	Southern Conn. St.	1998
20	Cal St. Bakersfield	1997
20	S.C.-Spartanburg	1997
20	Southern N.H.	1992
20	Catawba	1991
20	Gannon	1985
20	Seattle Pacific	1985
20	Cal St. L.A.	1981

CONSECUTIVE WINNING SEASONS

No.	Team	From	To
33	Seattle Pacific	1971	present
28	Southern Conn. St.	1976	present
25	S.C.-Spartanburg	1979	present
24	Wis.-Parkside	1980	present
22	East Stroudsburg	1981	present
19	Oakland	1980	1998
19	Southern N.H.	1984	2002
19	Mercyhurst	1985	present
17	Gannon	1983	1999
16	Franklin Pierce	1988	present
15	Florida Int'l	1972	1986
15	Cal St. Chico	1968	1982
15	Presbyterian	1986	2000

MOST IMPROVED WON-LOSS RECORD

Team	Year	W-L-T	Next Year	W-L-T	Improvement
Cal St. Chico	2002	6-13-0	2003	21-5-1	11.5
Cal St. Dom. Hills	1999	12-9-0	2000	23-1-1	9.5
Cal St. Bakersfield	1993	5-13-2	1994	14-3-4	9.5
Cal St. Bakersfield	1987	4-16-1	1988	13-6-1	9.5
UNC Pembroke	2002	8-10-0	2003	17-1-2	9.0
UC Davis	1998	8-13-0	1999	16-3-2	9.0
NYIT	2000	3-14-2	2001	11-5-1	8.5
UNC Pembroke	2000	2-16-0	2001	10-7-1	8.5
Lincoln Memorial	1991	2-15-0	1992	12-8-0	8.5
Gannon	1982	7-10-0	1983	17-3-0	8.5
Salem Int'l	2002	3-16-1	2003	10-7-2	8.0
Rockhurst	2001	6-10-2	2002	15-3-0	8.0
Shepherd	2001	2-15-2	2002	12-9-0	8.0
Bridgeport	2000	4-12-1	2001	13-5-2	8.0
Cal St. San B'dino	2000	1-18-1	2001	9-10-1	8.0
Westminster (Pa)	1999	5-11-2	2000	14-4-1	8.0
Grand Canyon	1997	7-12-1	1998	17-6-1	8.0
Lewis	1991	3-15-1	1992	12-8-1	8.0
Carson-Newman	2002	5-11-1	2003	14-5-3	7.5
Northeastern St.	2002	5-14-0	2003	13-7-0	7.5
Dist. Columbia	2000	7-8-0	2001	15-1-2	7.5
Concord	1999	4-14-0	2000	13-8-0	7.5
Queens (N.C.)	1998	8-9-1	1999	18-4-0	7.5
Stony Brook	1997	0-17-1	1998	8-10-0	7.5
Cal St. L.A.	1991	9-10-0	1992	16-2-3	7.5
Southern Conn. St.	1989	14-7-1	1990	22-0-1	7.5
Mercyhurst	1984	5-11-1	1985	13-4-1	7.5

Annual Champions

SCORING OFFENSE

Season	Team	G	GO	Avg.
1998	Dowling	18	72	4.00
1999	Charleston (W.V.)	23	112	4.87
2000	Wheeling Jesuit	22	102	4.64
2001	Christian Bros.	18	80	4.44
2002	East Stroudsburg	21	97	4.62
2003	S.C.-Spartanburg	18	83	4.61

TEAM GOALS AGAINST AVERAGE

Season	Team	G	Min.	GA	GAA
1998	Lynn	19	1,762	7	0.36
1999	Southern Conn. St.	20	1,885	8	0.38
2000	Wis.-Parkside	22	2,002	6	0.27
2001	Dowling	19	1,855	9	0.44
2002	Lynn	17	1,533	9	0.53
2003	Truman	21	1,900	8	0.38

SHUTOUT PERCENTAGE

Season	Team	G	SO	Avg.
1998	Lynn	19	13	.684
1999	Southern Conn. St.	20	15	.750
2000	Wis.-Parkside	22	17	.773
2001	Lynn	19	13	.684
2002	Tusculum	21	13	.619
2003	Truman	21	16	.762

WINNING PERCENTAGE

Season	Team	W	L	T	Pct.
1998	S.C.-Spartanburg	23	1	0	.958
1999	Southern Conn. St.	20	0	0	1.000
2000	Cal St. Dom. Hills	23	1	1	.940
2001	Lewis	20	1	0	.952
	Tampa	19	0	2	.952
2002	Lynn	16	1	0	.941
2003	Lynn	22	0	1	.978

MOST IMPROVED WON-LOSS RECORD

Season	Team	From	To	Improved
1999	UC Davis	8-13-0	16-3-2	9.0
2000	Cal St. Dom. Hills	12-9-0	23-1-1	9.5
2001	NYIT	3-14-2	11-5-1	8.5
	UNC Pembroke	2-16-0	10-7-1	8.5
2002	Shepherd	2-15-2	12-9-0	8.0
	Rockhurst	6-10-2	15-3-0	8.0
2003	Cal St. Chico	6-13-0	21-5-1	11.5

2003 Most Improved Teams

School	2002	2003	\$Games Improved
Cal St. Chico	6-13-0	21-5-1	11.5
UNC Pembroke	8-10-0	17-1-2	9.0
Salem Int'l	3-16-1	10-7-2	8.0
Carson-Newman	5-11-1	14-5-3	7.5
Northeastern St.	5-14-0	13-7-0	7.5
Bentley	6-10-2	12-6-2	5.0
MetroSt.	5-9-3	13-7-2	5.0
Newberry	6-15-0	9-8-3	5.0
Pfeiffer	3-12-1	8-7-2	5.0
Truman	13-4-0	20-1-0	5.0

\$To determine games improved, add the difference in victories between the two seasons to the difference in losses, then divide by two; ties not counted. Includes postseason.

Final Coaches' Polls

NOTE: Poll conducted by the Intercollegiate Soccer Coaches Association of America (ISAA) from 1980-95. The National Soccer Coaches Association of America assumed responsibility in 1996.

1980

1. Lock Haven
2. Florida Int'l
3. Cal St. Chico
4. Southern Conn. St.
5. Mo.-St. Louis
6. Hartford
7. Seattle Pacific
8. Marist
9. Tampa
10. Dist. Columbia

1981

1. Cal St. L.A.
2. Tampa
3. Cheyney
4. Mo.-St. Louis
5. Southern Conn. St.
6. Seattle Pacific
7. West Va. Wesleyan
8. Cal St. Chico
9. New Haven
10. Hartford

1982

1. Southern Conn. St.
2. Florida Int'l
3. Oakland
4. Mo.-St. Louis
5. Tampa
6. West Va. Wesleyan
7. Southern Ind.
8. Cal St. Dom. Hills
9. Indiana (Pa.)
10. Dowling

1983

1. Florida Int'l
2. Southern Conn. St.
3. Tampa
4. Seattle Pacific
5. Oakland
6. Lock Haven
7. Davis & Elkins
8. Mo.-St. Louis
9. New Haven
10. Cal St. Hayward

1984

1. Tampa
2. Davis & Elkins
3. Mo.-St. Louis
4. Oakland
5. Seattle Pacific
6. Florida Int'l
7. New Haven
8. Lock Haven
9. Cal St. Northridge
10. Bridgeport
11. Wright St.
12. Midwestern St.
13. Indiana (Pa.)
14. Southern Conn. St.
15. NYIT
16. Cal St. L.A.
17. Gannon
18. Longwood
19. Rollins
20. Randolph-Macon

1985

1. Southern Conn. St.
2. Gannon
3. Seattle Pacific
4. Florida Int'l
5. NYIT
6. Cal St. Northridge
7. Davis & Elkins
8. East Stroudsburg
9. Keene St.
10. Mo.-St. Louis
11. St. Thomas (Minn.)
12. Chapman
13. Oakland
14. Liberty
15. Barry
16. Bridgeport
17. Southern N.H.
18. Cal St. Chico
19. New Haven
20. Longwood

1986

1. Cal St. Northridge
2. Davis & Elkins
3. Bridgeport
4. Gannon
5. Tampa
6. Southern N.H.
7. Seattle Pacific
8. Lock Haven
9. Southern Conn. St.
10. Oakland
11. Cal St. Hayward
12. NYIT
13. East Stroudsburg
14. Florida Int'l
15. Longwood
16. UC Davis
17. Mo.-St. Louis
18. Mercy
19. Cal St. Chico
20. C.W. Post

1987

1. Cal St. Northridge
2. Tampa
3. Mo.-St. Louis
4. Southern N.H.
5. Seattle Pacific
6. Southern Conn. St.
7. East Stroudsburg
8. Florida Tech
9. Oakland
10. Cal St. Hayward
11. C.W. Post
12. Lock Haven
13. Longwood
14. Keene St.
15. Cal Poly
16. Truman
17. Mt. St. Mary's
18. Sacramento St.
19. Bridgeport
20. Shippensburg

1988

1. Southern N.H.
2. Oakland
3. Seattle Pacific
4. Southern Conn. St.
5. Florida Tech

6. Mo.-St. Louis
7. Cal St. Hayward
8. Bridgeport
9. Lock Haven
10. Tampa
11. Gannon
12. Cal St. Northridge
13. UNC Greensboro
14. Keene St.
15. Cal St. Dom. Hills
16. Lewis
17. Longwood
18. NYIT
19. Sacramento St.
20. C.W. Post

1989

1. Southern N.H.
1. UNC Greensboro
3. Gannon
4. Florida Tech
5. Cal St. Northridge
6. East Stroudsburg
7. Mercy
8. Tampa
9. Cal Poly
10. Oakland
11. Springfield
12. Cal St. Hayward
13. Southern Conn. St.
14. Mo.-St. Louis
15. Cal St. Bakersfield
16. Franklin Pierce
- T17. Truman
- T17. Humboldt St.
- T19. Fla. Atlantic
- T19. Cal St. Chico

1990

1. Southern Conn. St.
2. Seattle Pacific
3. Gannon
4. UNC Greensboro
5. Oakland
6. Bridgeport
7. Tampa
8. Cal St. Bakersfield
9. Florida Tech
10. Truman
11. Sonoma St.
12. Buffalo St.
13. Mo.-St. Louis
14. C.W. Post
15. Cal Poly
16. Lock Haven
17. Southern N.H.
18. Barry
19. Southern Ind.
20. Sacred Heart

1991

1. Florida Tech
2. Mo.-St. Louis
3. Seattle Pacific
4. Franklin Pierce
5. Tampa
6. Keene St.
7. Sonoma St.
8. Oakland
9. S.C.-Spartanburg
10. Bridgeport
11. Cal St. San B'dino
12. Wis.-Parkside
13. Southern Conn. St.
14. Cal Poly
15. Truman
16. Southern N.H.
17. Queens (N.C.)
18. Gannon
19. UC Davis
20. Bentley

1992

1. Southern Conn. St.
2. Florida Tech
3. Grand Canyon
4. Cal St. L.A.
5. S.C.-Spartanburg
6. Oakland
7. Southern N.H.
8. Seattle Pacific
9. Lock Haven
10. Tampa
11. Franklin Pierce
12. Gannon
13. Cal St. Bakersfield
14. Wis.-Parkside
15. Barry
16. C.W. Post
17. Sacred Heart
18. Denver
19. Augusta St.
20. East Stroudsburg

1993

1. Florida Tech
2. Southern Conn. St.
3. Seattle Pacific
4. Gannon
5. Tampa
6. Sonoma St.
7. Oakland
8. Franklin Pierce
9. S.C.-Spartanburg
10. C.W. Post
11. Truman
12. Cal Poly
13. Southern N.H.
14. Lander
15. Wis.-Parkside
16. Cal St. San B'dino
17. Rollins
18. Lock Haven
19. Bentley
20. Regis (Colo.)

1994

1. Southern Conn. St.
2. S.C.-Spartanburg
3. Wis.-Parkside
4. Cal St. Bakersfield
5. Seattle Pacific
6. Tampa
7. Franklin Pierce
8. Oakland
9. C.W. Post
10. Cal St. L.A.
11. East Stroudsburg
12. Florida Tech
13. Southern N.H.
14. Rollins
15. Grand Canyon
16. Mercyhurst
17. Lock Haven
18. Lander
19. West Tex. A&M
20. Le Moyne

1995

1. Tampa
2. Franklin Pierce
3. Cal St. Bakersfield
4. Truman
5. Southern Conn. St.
6. S.C.-Spartanburg
7. East Stroudsburg
8. Seattle Pacific
9. Southern N.H.
10. Presbyterian
11. Grand Canyon

12. Mercyhurst
13. Lander
14. West Tex. A&M
15. Dowling
16. Gannon
17. Rollins
18. Le Moyne
19. Sonoma St.
20. Lock Haven
21. Queens (N.C.)
22. Keene St.
23. Oakland
24. Colorado Mines
25. St. Leo

1996

1. Grand Canyon
2. Oakland
3. Southern Conn. St.
4. Lynn
5. Tampa
6. Seattle Pacific
7. Mercyhurst
8. Dowling
9. Cal St. Bakersfield
10. Lander
11. West Va. Wesleyan
12. Franklin Pierce
13. West Tex. A&M
14. Southern N.H.
15. Sonoma St.
16. Charleston (W.V.)
17. New Haven
18. Lock Haven
19. East Stroudsburg
20. St. Leo

1997

1. Cal St. Bakersfield
2. Lynn
3. Southern Conn. St.
4. Truman
5. S.C.-Spartanburg
6. Southern N.H.
7. West Va. Wesleyan
8. Seattle Pacific
9. Franklin Pierce
10. Tampa
11. SIU Edwardsville
12. Ala.-Huntsville
13. West Tex. A&M
14. East Stroudsburg
15. Fort Lewis
16. Dowling
17. Lock Haven
18. Cal Poly Pomona
19. C.W. Post
20. Mercyhurst
21. Lander
22. St. Leo
23. Wis.-Parkside
24. Southampton
25. Cal St. Dom. Hills

1998

1. Southern Conn. St.
2. S.C.-Spartanburg
3. Mercyhurst
4. Seattle Pacific
5. Lynn
6. Southern N.H.
7. Truman
8. Grand Canyon
9. West Fla.
10. East Stroudsburg
11. Franklin Pierce
12. Barry
13. Quincy

14. Cal Poly Pomona
15. Dowling
16. Fort Lewis
17. Tampa
18. Cal St. Chico
19. Southampton
20. Augusta St.
21. St. Anselm
22. Rockhurst
23. Mars Hill
24. Gannon
25. Cal St. Dom. Hills

1999

1. Southern Conn. St.
2. Fort Lewis
3. Charleston (W.V.)
4. Barry
5. Southampton
6. UC Davis
7. Queens (N.C.)
8. IPFW
9. Lynn
10. Wingate
11. Seattle Pacific
12. Truman
13. Southern N.H.
14. St. Edward's
15. West Va. Wesleyan
16. East Stroudsburg
17. Grand Canyon
18. St. Anselm
19. Southern Colo.
20. Francis Marion
21. Rollins
22. Mercyhurst
23. Concordia (N.Y.)
24. Lewis
- T25. S.C.-Spartanburg
- T25. Dowling

2000

1. Cal St. Dom. Hills
2. Barry
3. East Stroudsburg
4. Lewis
5. Wheeling Jesuit
6. Francis Marion
7. Southern N.H.
8. West Tex. A&M
9. Dowling
10. Wis.-Parkside
11. Metro St.
12. St. Anselm
13. Seattle Pacific
14. Clayton St.
15. Mercyhurst
16. Christian Bros.
17. Southern Conn. St.
18. Lynn
19. Southampton
20. Lander
21. Truman
22. Sonoma St.
23. West Va. Wesleyan
24. Fort Lewis
- T25. Tampa
- T25. C.W. Post

2001

1. Tampa
2. Cal St. Dom. Hills
3. Dowling
4. SIU Edwardsville
5. Southern Conn. St.
6. Lander
7. West Tex. A&M
8. Ashland
9. Lynn

- 10. Lewis
- 11. Mercyhurst
- 12. Fort Lewis
- 13. Clayton St.
- 14. St. Anselm
- 15. East Stroudsburg
- 16. Cal St. Bakersfield
- 17. Barry
- 18. S.C.-Spartanburg
- 19. Southern N.H.
- 20. West Va. Wesleyan
- 21. Wis.-Parkside
- 22. UC Davis
- 23. Bridgeport

- 24. Regis (Colo.)
- 25. West Fla.

2002

- 1. Sonoma St.
- 2. Southern N.H.
- 3. Central Ark.
- 4. Mercyhurst
- 5. S.C.-Spartanburg
- 6. East Stroudsburg
- 7. Midwestern St.
- 8. Rockhurst
- 9. Barry
- 10. Southern Conn. St.
- 11. Cal St. Dom. Hills

- 12. Incarnate Word
- 13. Lewis
- 14. Lynn
- 15. West Chester
- 16. Dist. Columbia
- 17. Queens (N.C.)
- 18. West Va. Wesleyan
- 19. Colo. Mines
- 20. Cal St. Bakersfield
- 21. Mass.-Lowell
- 22. Lees-McRae
- 23. Truman
- 24. Dowling
- 25. Wingate

2003

- 1. Lynn
- 2. Cal St. Chico
- 3. Dowling
- 4. Truman
- 5. Findlay
- 6. S.C.-Spartanburg
- 7. Mass.-Lowell
- 8. Southern Conn. St.
- 9. Cal St. Dom. Hills
- 10. Incarnate Word
- 11. Midwestern St.
- 12. Carson-Newman
- 13. East Stroudsburg
- 14. Rollins

- 15. Mercyhurst
- 16. UNC Pembroke
- 17. SIU Edwardsville
- 18. Barry
- 19. Franklin Pierce
- 20. NYIT
- 21. UC San Diego
- 22. Wheeling Jesuit
- 23. Ashland
- 24. Northeastern St.
- 25. Rockhurst

Division III Men's Records

Individual Records	34
Team Records	40
Polls	44



Individual Records

Official NCAA Division III men's soccer records began with the 1974 season and are based on information submitted to the NCAA statistics service by institutions participating in the statistics rankings. Career records of players include only those years in which they competed in Division III. Annual champions started in the 1998 season, which was the first year the NCAA compiled weekly leaders. In statistical rankings, the rounding of percentages and/or averages may indicate ties where none exist. In these cases, the numerical order of the rankings is accurate.

Scoring

POINTS

Game

20—Marc Tirikian, Kalamazoo vs. Olivet, Sept. 28, 1985

Season

96—Jim Jianette, Wis.-Platteville, 1983 (18 games)

Career

258—Tony Crescitelli, Mass. Liberal Arts, 1975-78 (62 games)

POINTS PER GAME

Season

5.33—Jim Jianette, Wis.-Platteville, 1983 (96 in 18 games)

Career (Min. 100 points)

4.49—Jim Jianette, Wis.-Platteville, 1982-84 (247 in 55 games)

GOALS

Game

10—Marc Tirikian, Kalamazoo vs. Olivet, Sept. 28, 1985

Season

41—Jim Jianette, Wis.-Platteville, 1983 (18 games)

Career

123—Tony Crescitelli, Mass. Liberal Arts, 1975-78 (62 games)

GOALS PER GAME

Season

2.28—Jim Jianette, Wis.-Platteville, 1983 (41 in 18 games)

Career (Min. 40 goals)

1.98—Tony Crescitelli, Mass. Liberal Arts, 1975-78 (123 in 62 games)

ASSISTS

Game

8—Marcos Gonzalez, Ozarks (Ark.) vs. Rhema Bible, Sept. 4, 2001

Season

26—Marcos Gonzalez, Ozarks (Ark.), 2001 (22 games)

Career

62—Arron Lujan, Colorado Col., 1991-94 (84 games)

ASSISTS PER GAME

Season

1.24—Fabio Miranda, CCNY, 1993 (21 in 17 games)

Career (Min. 25 assists)

0.86—Ali Goncalves, Westfield St., 1974-76 (50 in 58 games)

40 GOALS AND 40 ASSISTS

Career

7 players (most recent: Todd Ancelet, Luther, 1994-97)

Goalkeeping

SAVES

Game

36—Mark Sullivan, Muhlenberg vs. Dickinson, Oct. 11, 1979

Season

308—Matt Arnts, Daniel Webster, 2000 (17 games); David Biddinger, Lake Erie, 2000 (20 games)

Career

867—Zanna Laisu, Roger Williams, 1980-84 (91 games)

SAVES PER GAME

Season

21.64—Chris Adamkiewicz, Rowan, 1976 (303 in 14 games)

Career

12.27—Phil Schneider, Defiance, 1998-2001 (761 in 62 games)

GOALS AGAINST AVERAGE

Season (Min. half of the team's total minutes)

0.15—Dan Welch, Macalester, 1997 (3 GA in 1,749 min.)

Career (Min. 2,500 minutes)

0.35—Peter Simonini, Plymouth St., 1976-79 (24 GA in 6,120 min.)

SOLO SHUTOUTS

Season

18—Joel Wallace, MacMurray, 1991 (25 games)

SOLO SHUTOUTS PERCENTAGE

Season

0.83—Terry Leinendecker, St. John's (Minn.), 1982 (15 in 18 games)

GOALKEEPER MINUTES PLAYED

8,190—Zanna Laisu, Roger Williams, 1980-84

Miscellaneous

FASTEST GOAL FROM START OF GAME

:04—Stuart Hulke, Roger Williams vs. Johnson & Wales (R.I.), Sept. 14, 1999

FASTEST CONSECUTIVE GOALS BY SAME TEAM

:05—Centre (Mike Weckenbrock and Alex Marsden) vs. Rose Hulman, Sept. 29, 2002

FASTEST CONSECUTIVE GOALS BY OPPOSING TEAMS

:10—Mike Norton, Keene St., then Eric Reed, Wheaton (Mass.), Sept. 9, 2000; Jason Colley, Wheaton (Mass.), then Muhamed El Hussani, Rivier, Oct. 2, 2002

CONSECUTIVE GAMES WITH AT LEAST ONE GOAL

15—Matthew Doran, Johns Hopkins, Sept. 2, 2000, to Nov. 1, 2000; Tim Trava, St. Joseph's (L.I.), Sept. 14, 2002 to Nov. 2, 2002

CONSECUTIVE SHUTOUT MINUTES

1,428:00—Peter Boyer, Muhlenberg, Sept. 20, 2003, to Nov. 29, 2003

Game

POINTS

No.	Player, Team vs. Opponent	Date
20	Marc Tirikian, Kalamazoo vs. Olivet	Sept. 28, 1985
18	Mark Phillips, Kenyon vs. Case Reserve	1994
18	Mike Hobin, Loras vs. Clarke	1989
16	Charlie Keskinidis, Mass.-Boston vs. Suffolk	1989
16	Jim Jianette, Wis.-Platteville vs. Knox	Sept. 24, 1983
15	Mike Rudney, Buffalo St. vs. Medaille	Oct. 5, 1999
15	Pedro Rodriguez, MacMurray vs. Park	Oct. 6, 1992
15	John Ploeger, Capital vs. Ashland	Oct. 17, 1979
14	Jordan Babic, Utica/Rome vs. Medaille	Sept. 11, 1999
14	Dan Browdie, Lawrence vs. Lakeland	Sept. 15, 1984
14	Tom Strutt, Buffalo St. vs. Daemen	1980
14	Mike Lilly, St. John's (Minn.) vs. St. Mary's (Minn.)	1976
13	Ryan Olsen, St. Mary's (Md.) vs. Chowan	Oct. 10, 2001
13	Danny Almond, Emory & Henry vs. Johnson Bible	Sept. 18, 2001
13	Joe Gohr, Neb. Wesleyan vs. Upper Iowa	Sept. 1, 2001
13	Hernan Maldonado, Richard Stockton vs. Bloomfield	Oct. 22, 1986
13	Mike Ault, Bethany (W.V.) vs. Wash. & Jeff.	Sept. 22, 1984
13	Bill Ensslen, Elizabethtown vs. Wilkes	Nov. 6, 1976

GOALS

No.	Player, Team vs. Opponent	Date
10	Marc Tirikian, Kalamazoo vs. Olivet	Sept. 28, 1985
9	Mark Phillips, Kenyon vs. Case Reserve	1994
9	Mike Hobin, Loras vs. Clarke	1989
8	Jim Jianette, Wis.-Platteville vs. Knox	Sept. 24, 1983
7	Mike Rudney, Buffalo St. vs. Medaille	Oct. 5, 1999

No.	Player, Team vs. Opponent	Date
7	Charlie Keskinidis, Mass.-Boston vs. Suffolk	1989
7	Mike Lilly, St. John's (Minn.) vs. St. Mary's (Minn.)	1976
6	Bob Jacquith, Mass.-Dartmouth vs. Newbury	Sept. 13, 2003
6	Joe Gohr, Neb. Wesleyan vs. Upper Iowa	Sept. 1, 2001
6	Pascal Damkam, Maryville (Mo.) vs. Blackburn	Sept. 21, 1992
6	Tim Riggs, DeSales vs. Penn St.-Harrisburg	Oct. 12, 1988
6	Mark Goncalves, Westfield St. vs. Framingham St.	1986
6	Tom Visosky, Juniata vs. Pitt.-Bradford	Oct. 24, 1984
6	Dan Browdie, Lawrence vs. Lakeland	Sept. 15, 1984
6	John Ploeger, Capital vs. Ashland	Oct. 17, 1979
6	Hernan Borja, N.J. Inst. of Tech. vs. Staten Island	Sept. 16, 1978
6	Rich DeLeo, DeSales vs. United Wesleyan	Sept. 26, 1978
6	Joe Scimeca, Wm. Paterson vs. Richard Stockton	1977

ASSISTS

No.	Player, Team vs. Opponent	Date
8	Marcos Gonzalez, Ozarks (Ark.) vs. Rhema Bible	Sept. 4, 2001
7	Danny Almond, Emory & Henry vs. Johnson Bible	Sept. 18, 2001
7	Brian Flaherty, Loras vs. Clarke	1989
6	Danny Almond, Emory & Henry vs. Fisk	Sept. 1, 2001
6	Tom Strutt, Buffalo St. vs. Daemen	1980
5	Nick Herdlein, Medaille vs. Utica/Rome	Oct. 18, 2003
5	Dave Tintera, Pitt.-Greensburg vs. Hilbert	Sept. 20, 2003
5	Mike Weckenbrock, Centre vs. Oglethorpe	Sept. 20, 2002
5	Rob Higginbotham, Pitt.-Bradford vs. D'Youville	Sept. 15, 2002
5	Teddy Wohlgenuth, Greensboro vs. Chowan	Oct. 27, 2001
5	Jon Wieland, Frostburg St. vs. Wash. & Jeff.	Oct. 17, 2001
5	Alun Oliver, St. Mary's (Md.) vs. Chowan	Oct. 10, 2001
5	Vince Nardello, Rowan vs. Swarthmore	Sept. 11, 1999
5	Marcos Gonzalez, Ozarks (Ark.) vs. Hendrix	Sept. 30, 1998
5	Mark Berman, Coe vs. Upper Iowa	Oct. 3, 1998

Player, Team	Year	Games	Assists
Ali Goncalves, Westfield St.	1974	23	21
Steve Henke, Frostburg St.	1997	20	20
Edward Ferdinand, Bethany (W.V.)	1997	22	20
Jeff Valentini, Augustana (Ill.)	1996	18	20
Wayne Street, Ohio Wesleyan	1994	21	20
Arron Lujan, Colorado Col.	1993	20	20
Dan DePablos, Luther	1992	20	20
Ali Goncalves, Westfield St.	1975	20	20
Brandon Migitsch, Pitt.-Greensburg	2002	20	19
Jeff Moore, Richard Stockton	2001	27	19
Aerik Williams, Johns Hopkins	2000	20	19
Ahmed Mohyeldin, Emory	1998	19	19
John Rubineti, Montclair St.	1990	20	19

SAVES PER GAME

Player, Team	Year	Games	Saves	Avg.
Chris Adamkiewicz, Rowan	1976	14	303	21.64
Albert Strobble, Marywood	1998	15	285	19.00
Skip Haile, Manhattanville	1985	15	279	18.60
Matt Arnts, Daniel Webster	2000	17	308	18.12
German Rojas, John Jay	2001	12	195	16.25
Luke Windy, William Penn	1999	16	255	15.94
Luke Windy, William Penn	1996	14	222	15.86
Dave Malefsky, New Jersey City	1976	11	174	15.82
David Biddinger, Lake Erie	2000	20	308	15.40
Ty Miller, Capital	1995	17	256	15.06
Mark Bennett, Wash. & Lee	1976	13	192	14.77
Ruddley Emerson, Cazenovia	2001	18	264	14.67
Tim Walters, Hilbert	1998	13	188	14.46
Brad Cordrey, Salisbury	1975	14	200	14.29
Mike Lathrop, Cazenovia	1999	17	241	14.18
John Simon, Trinity (Conn.)	1981	12	170	14.17
Raymond Donnelly, Maritime (N.Y.)	2002	11	154	14.00
David Jaros, Wis.-Superior	2000	10	140	14.00
Steve Neder, Wis.-Platteville	1980	17	238	14.00
Chris Doerr, Albright	1993	17	234	13.76

SAVES

Player, Team	Year	Games	Saves
Matt Arnts, Daniel Webster	2000	17	308
David Biddinger, Lake Erie	2000	20	308
Chris Adamkiewicz, Rowan	1976	14	303
Albert Strobble, Marywood	1998	15	285
Skip Haile, Manhattanville	1985	15	279
Ruddley Emerson, Cazenovia	2001	18	264
Ty Miller, Capital	1995	17	256
Luke Windy, William Penn	1999	16	255
Casey Snyder, Neumann	2001	20	253
Mike Lathrop, Cazenovia	1999	17	241
Steve Neder, Wis.-Platteville	1980	17	238
Jay Magid, Albright	2001	18	237
Adam Gawronski, Anna Maria	1998	18	235
Matt Mason, St. Joseph's (L.I.)	2003	20	234
Chris Doerr, Albright	1993	17	234

Player, Team	Year	Games	Saves
Matt Mason, St. Joseph's (N.Y.)	2000	20	233
Phil Schneider, Defiance	1999	18	230
Cris Cornell, Caltech	2000	19	229
Kurt Reckamp, Wartburg	1996	19	229
Shawn Beldue, Keuka	1998	17	225
Luke Windy, William Penn	1996	14	222

GOALS AGAINST AVERAGE

Player, Team	Year	GA	Min.	GAA
Dan Welch, Macalester	1997	3	1,749	0.15
Andy Moulton, Gust. Adolphus	2003	3	1,318	0.21
Dustin Crooker, St. Lawrence	2000	3	1,197.8	0.23
Peter Boyer, Drew	2003	6	2,099	0.26
Pete Simonini, Plymouth St.	1978	5	1,710	0.26
Harrison Jacobs, Ohio Wesleyan	1994	4	1,338	0.27
Rob Blanck, Williams	1988	5	1,602	0.28
Chris Esnes, Rowan	1999	6	1,848	0.29
Chris Balducci, Plattsburgh St.	1992	5	1,512	0.30
Brian Zaks, Roanoke	1998	3	899	0.30
Brian Siljander, UC San Diego	1988	5	1,462	0.31
Terry Leindecker, St. John's (Minn.)	1982	5	1,450	0.31
Jay Varrato, Elizabethtown	1989	8	2,175	0.33
Rob Bednarik, Drew	1985	4	1,080	0.33
Pete Simonini, Plymouth St.	1977	5	1,350	0.33
David Thomas, Carnegie Mellon	2003	5	1,323	0.34
Doug Lupton, Whitworth	2001	4	1,065	0.34
Marco Giancrocio, Elizabethtown	1994	6	1,530	0.35
Kevin Ball, Alfred	2001	5	1,262	0.36
Adam Heifitz, Ramapo	1999	4	978	0.37
Reed Welch, Ohio Wesleyan	1991	9	2,192	0.37
Ben Kartzman, Carnegie-Mellon	1999	6	1,462	0.37
Josh Rosenblum, Trinity (Tex.)	2002	5	1,209	0.37

SOLO SHUTOUT PERCENTAGE

Player, Team	Year	Games	Shutouts	Avg.
Terry Leindecker, St. John's (Minn.)	1982	18	15	0.83
Peter Boyer, Drew	2003	23	17	0.74
Pete Simonini, Plymouth St.	1978	19	14	0.74
Jeff Schmid, Otterbein	1997	22	16	0.73
Dan Welch, Macalester	1997	18	13	0.72
Joel Wallace, MacMurray	1991	25	18	0.72
Dave Torgerson, Gust. Adolphus	1983	14	10	0.71
Mike Svelha, Salisbury	1999	23	16	0.70
Alberto Gomez, UC San Diego	1985	23	16	0.70
Pete Mack, Wooster	1988	19	13	0.68
Dan Webb, Elizabethtown	1993	24	16	0.67
Brian Siljander, UC San Diego	1990	21	14	0.67
Rob Blanck, Williams	1987	18	12	0.67
Walt Gotrell, Rowan	1981	23	15	0.65
Marcus Voss, Hope	2001	20	13	0.65
Chris Boyles, Messiah	1998	20	13	0.65
Tyler Snow, Claremont-M-S	1992	20	13	0.65
Tom Hudner, Connecticut Col.	1993	17	11	0.65
Jonathan Barth, Ohio Wesleyan	1999	22	14	0.64
Chris Rasmussen, Plymouth St.	1983	22	14	0.64
Josh McElroy, Norwich	2000	19	12	0.63
Greg Sutton, St. Lawrence	1998	19	12	0.63

SOLO SHUTOUTS

Player, Team	Year	Games	Shutouts
Joel Wallace, MacMurray	1991	25	18
Peter Boyer, Drew	2003	23	17
Mike Svelha, Salisbury	1999	23	16
Jeff Schmid, Otterbein	1997	22	16
Dan Webb, Elizabethtown	1993	24	16
Alberto Gomez, UC San Diego	1985	23	16
Reed Welch, Ohio Wesleyan	1991	24	15
Terry Leindecker, St. John's (Minn.)	1982	18	15
Walt Gotrell, Rowan	1981	23	15
Jonathan Barth, Ohio Wesleyan	1999	22	14
Brian Siljander, UC San Diego	1990	21	14
Jay Varrato, Elizabethtown	1990	25	14
Kevin Ferrari, Scranton	1986	23	14
Chris Rasmussen, Plymouth St.	1983	22	14
Pete Simonini, Plymouth St.	1978	19	14
Peter Boyer, Drew	2002	24	13
Chris Boyles, Messiah	2001	23	13
Marcus Voss, Hope	2001	20	13
Chris Boyles, Messiah	1998	20	13
Bob Chaplin, Luther	1998	23	13
Jon Girolamo, Wheaton (Mass.)	1998	23	13
Dan Welch, Macalester	1997	18	13
Christian Nilsson, Luther	1996	25	13
Malleh Sallah, Bethany (W.V.)	1994	24	13
Tyler Snow, Claremont-M-S	1992	20	13

Christinus Adolphus Sports Information



Andy Moulton of Gustavus Adolphus withstood this challenge, and many more, to post the second-lowest single-season Goals-Against Average at 0.21.

Player, Team	Years	Games	Assists
Tommy Walthall, Mary Washington	1991-93	61	51
Matt Boehnen, Wis.-Oshkosh	1998-2001	65	50
Ali Goncalves, Westfield St.	1974-76	58	50
Jeff Moore, Richard Stockton	1998-2001	96	48
Jason Cairns, TCNJ	1994-97	86	48
Derrick Spires, Anderson (Ind.)	1996-99	79	47
Todd Hasbarger, Concordia-M'head	1994-97	65	47
Steve Montgomery, Goucher	1991-94	55	47
Mike Kane, Scranton	1986-89	87	47
Shaun Mutch, Claremont-M-S	1998-2001	72	46
Shane Shackford, Mary Washington	1986-89	79	46
Marcos Gonzalez, Ozarks (Ark.)	1998-2001	78	45
Rodney Malone, Greenville	1997-2000	82	45
Les Lunsford, Richard Stockton	1995-98	81	45
Justin Abbey, Rowan	1993-95, 97	79	45
Kurt Gaugler, Haverford	1990-93	77	44
Troy Edwards, Wheaton (Ill.)	1990-93	87	44
Joey Barone, Calvin	1988-91	77	44
Jamal Ballantyne, St. Lawrence	1998-2001	74	42
Sainey Sanyang, Bethany (W.V.)	1994-97	89	42
Jeff Valentini, Augustana (Ill.)	1995-98	77	42

SAVES PER GAME
(Min. 300 Saves)

Player, Team	Years	Games	Saves	Avg.
Phil Schneider, Defiance	1998-2001	62	761	12.27
Adam Gawronski, Anna Maria	1998-2001	71	863	12.15
Walter Donne, Capital	1974-77	36	422	11.72
Luke Windy, William Penn	1996-99	61	714	11.70
Sean Martineck, Fredonia St.	1992-95	43	473	11.00
Jim Sweeny, Albright	1994-97	64	698	10.91
Eric Nelson, Montclair St.	1981-83	46	496	10.78
Ryan Kuepper, Daniel Webster	1998-2000	52	543	10.44
Matt Mason, St. Joseph's (L.I.)	2000-03	83	831	10.01
Zanna Laisu, Roger Williams	1980-84	91	867	9.53
Brian Garrahy, Goucher	1991-92	35	328	9.37
Jim Tiffin, Nazareth	1994-97	66	618	9.36
Larry Guenther, Penn St.-Behrend	1982-85	52	479	9.21
Bob Stevens, Webster	1991-94	52	478	9.19
Mark Bennett, Wash. & Lee	1974-77	42	381	9.07
Rance Clouse, Principia	1981-84	59	530	8.98
Matt Brand, Cornell College	1997-2000	69	592	8.58
Wayne Beal, Elizabethtown	1975-77	49	419	8.55
Ken Richvalsky, Marietta	1980-83	48	408	8.50
Kevin Carney, Wash. & Lee	1977-80	48	407	8.48
Bill Muller, Montclair St.	1976-79	51	431	8.45
Rich Porfido, New Jersey City	1991-94	57	465	8.16
Mike Johnson, Drew	1979-82	55	442	8.04
Steve Crawford, Muskingum	1997-2000	66	526	7.97
David Knapp, Ohio Northern	1989-92	61	484	7.93
Gonzo Rodriguez, Principia	1996-98	40	316	7.90

SAVES

Player, Team	Years	Games	Saves
Zanna Laisu, Roger Williams	1980-84	91	867
Adam Gawronski, Anna Maria	1998-01	71	863
Matt Mason, St. Joseph's (L.I.)	2000-03	83	831
Phil Schneider, Defiance	1998-2001	62	761
Luke Windy, William Penn	1996-99	61	714
Jim Sweeny, Albright	1994-97	64	698
Jim Tiffin, Nazareth	1994-97	66	618
Matt Brand, Cornell College	1997-2000	69	592
Steve Vobbe, Otterbein	1988-91	87	585
Michael Murphy, Dickinson	1998-2001	72	567
Kurt Reckamp, Wartburg	1995-98	72	544
Ryan Kuepper, Daniel Webster	1998-2000	52	543
Rance Clouse, Principia	1981-84	59	530
Steve Crawford, Muskingum	1997-2000	66	526
Rob Swanson, Simpson	1995-98	83	511
Eric Nelson, Montclair St.	1981-83	46	496
David Knapp, Ohio Northern	1989-92	61	484
Tim MacCarrick, Clarkson	1983-86	62	484
Ken Cohen, Allegheny	1994-97	—	481
Larry Guenther, Penn St.-Behrend	1982-85	52	479
Bob Stevens, Webster	1991-94	52	478
Sean Martineck, Fredonia St.	1992-95	43	473
Jon Henning, Muhlenberg	1974-77	65	466
Rich Porfido, New Jersey City	1991-94	57	465
Kevin Asplund, Clark (Mass.)	1990-93	62	449

GOALS AGAINST AVERAGE
(Min. 2,500 Minutes)

Player, Team	Years	GA	Min.	GAA
Peter Simonini, Plymouth St.	1976-79	24	6,120	0.35
Terry Leinendecker, St. John's (Minn.)	1980-83	28	5,850	0.43
Brian Siljander, UC San Diego	1987-90	33	5,922	0.50

Player, Team	Years	GA	Min.	GAA
Peter Boyer, Drew	2000-03	33	5,804	0.51
Steve Morad, Wheaton (Ill.)	1995-98	26	4,600	0.51
Chris Hagemann, Wheaton (Ill.)	1984-85	23	3,870	0.53
Chris Balducci, Plattsburgh St.	1990-92	26	4,215	0.56
Chris Boyles, Messiah	1998-2001	40	6,322	0.57
Brendan Murphy, St. Lawrence	1998-2001	26	4,049	0.58
Michael Oehlmann, Rowan	1992-95	38	5,812	0.59
Dan Welch, Macalester	1995-97	32	4,861	0.59
Ron Moser, Muhlenberg	1992-95	33	4,842	0.61
Kevin Ferrari, Scranton	1983-86	50	7,125	0.63
Doug Allen, Wheaton (Ill.)	1988-91	27	3,834	0.63
Charlie Moore, Cortland St.	1981-82	23	3,257	0.64
Eric Rienecker, Plattsburgh St.	1992-94	22	3,113	0.64
Harrison Jacobs, Ohio Wesleyan	1991-94	32	4,513	0.64
Mark Mesterhazy, Mary Washington	1987-90	33	4,649	0.64
Justin Krueger, Ohio Wesleyan	1993-96	29	4,047	0.64
Geoff Raives, Redlands	2000-03	48	6,677	0.65
Chris Esnes, Rowan	1996-99	44	6,127	0.65
Robin Rameker, Wis.-Oshkosh	1993-96	34	4,623	0.66
Ryan Wilvert, Mary Washington	1990-93	41	5,413	0.67
Charlie Brightwell, Rhodes	1993-96	57	7,560	0.68
Gary Kane, Jr., Johns Hopkins	2001-current	38	4,935	0.69
Jason Spodnik, Messiah	1988-91	42	5,505	0.69
Jason Thurman, Neb. Wesleyan	2000-02	39	5,053	0.69
Chris Gillis, Rhodes	1989-90	25	3,281	0.69
Jim Hummel, Mary Washington	1994-97	37	4,714	0.71
William McNeel, Scranton	1979-82	61	7,748	0.71

GOALKEEPER MINUTES PLAYED

Player, Team	Years	Minutes
Zanna Laisu, Roger Williams	1980-84	8,190
Steve Vobbe, Otterbein	1988-91	7,830
William McNeel, Scranton	1979-82	7,748
Charlie Brightwell, Rhodes	1993-96	7,560
Dave Arehart, Shenandoah	1985-88	7,557
Rob Swanson, Simpson	1995-98	7,465
Jeff Schmid, Otterbein	1996-99	7,380
Mike Rentner, TCNJ	1989-92	7,192
Reed Welch, Ohio Wesleyan	1988-91	7,192
Ryan Stanley, Pacific (Ore.)	1998-2002	7,154
Kevin Ferrari, Scranton	1983-86	7,125
John Morrow, Neb. Wesleyan	1996-99	6,919
Alex Luna, Montclair St.	1998-2001	6,906
Mike Svelha, Salisbury	1997-2000	6,818
Brian Smith, Emory	1991-94	6,711
Geoff Raives, Redlands	2000-03	6,677
Brian Rook, Principia	1992-95	6,674
Steve Brandt, Messiah	1984-87	6,487
Michael Murphy, Dickinson	1998-2001	6,473
Sean Martineck, Fredonia St.	1992-95	6,350
Michael Hollenbach, Mount Union	1993-96	6,335
Chris Boyles, Messiah	1998-2001	6,322
Andrew Cumbo, Plattsburgh St.	1995-98	6,318
Philip Scarborough, Emory	1987-90	6,259
Jonathan Barth, Ohio Wesleyan	1997-99	6,225
Rob Bednarik, Drew	1983-86	6,165

PLAYERS WITH 40 GOALS AND 40 ASSISTS
(Chronological order)

Player, Team	Goals	Assists	Points	Years
Ali Goncalves, Westfield St.	43	50	136	1974-76
Mike Kane, Scranton	42	47	131	1986-89
Scott Gillanders, Ohio Wesleyan	47	41	135	1987-90
Kurt Gaugler, Haverford	42	44	128	1990-93
Pedro Rodriguez, MacMurray	62	61	185	1990-93
Aron Lujan, Colorado Col.	69	62	200	1991-94
Todd Ancelet, Luther	49	40	138	1994-97

Miscellaneous

FASTEST GOAL, START OF GAME

Time	Player, Team	Opponent	Date
:04	Stuart Hulke, Roger Williams	Johnson & Wales (R.I.)	Sept. 14, 1999
:06	Bart Pryputniwicz, Carthage	Concordia (Wis.)	Sept. 16, 1996
:09	Fredrik Airosto, North Park	Milwaukee Engr.	Oct. 25, 2000
:09	Dan Morlan, Colorado Col.	Loras	Oct. 5, 1997
:10	Jeremy Shapiro, Gettysburg	Wesley	Oct. 10, 2000
:12	Dwayne Reevey, Rowan	Hunter	Sept. 29, 2003
:12	Ross Bower, Kalamazoo	Calvin	Oct. 29, 2001
:12	Jeff Saunders, Hobart	Rochester Inst.	Nov. 6, 1992
:13	Alun Oliver, St. Mary's (Md.)	Gallaudet	Sept. 30, 2001
:13	Michael Cantelli, Plymouth St.	Bridgewater St.	Sept. 13, 2000

Team Records

Official NCAA Division III men's soccer records began with the 1974 season and are based on information submitted to the NCAA statistics service by institutions participating in the statistics rankings. Annual champions started in the 1998 season, which was the first year the NCAA compiled weekly leaders. In statistical rankings, the rounding of percentages and/or averages may indicate ties where none exist. In these cases, the numerical order of the rankings is accurate.

Scoring

POINTS

Game

60—Luther vs. Morningside, Sept. 8, 2001

GOALS

Game

23—Buffalo St. vs. Medaille, Oct. 5, 1999

Season

109—Wheaton (Ill.), 1997 (25 games)

SCORING AVERAGE

Season

4.80—Trinity (Tex.), 2000 (96 goals in 20 games);
Luther, 1992 (96 goals in 20 games)

ASSISTS

Game

26—Luther vs. Morningside, Sept. 8, 2001

Defense

SAVES

Game

36—Muhlenberg vs. Dickinson, Oct. 11, 1979

Season

394—Lake Erie, 2000 (21 games)

SAVES PER GAME

Season

18.85—Wash. & Lee (245 in 13 games)

GOALS AGAINST AVERAGE

Season

0.15—Macalester, 1997 (3 GA in 1,809 min.)

SHUTOUTS

Season

21—Drew, 2003 (25 games)

SHUTOUT PERCENTAGE

Season

0.84—Drew, 2003 (21 in 25 games)

Miscellaneous

CONSECUTIVE WINS

39—Wheaton (Ill.), Oct. 1, 1997 to Nov. 14, 1998

CONSECUTIVE GAMES WITHOUT A LOSS

66—Wheaton (Ill.), Sept. 1, 1996 to Nov. 14, 1998

CONSECUTIVE HOME WINS

40—Ohio Wesleyan, Aug. 30, 1991 to Oct. 29, 1993

CONSECUTIVE CONFERENCE WINS

(includes conference tournaments)

42—Luther, Sept. 18, 1996 to Oct. 4, 2000

CONSECUTIVE CONFERENCE GAMES WITHOUT A LOSS (includes conference tournaments)

57—Claremont/M-S, Sept. 1983 to Nov. 1987

CONSECUTIVE SHUTOUTS

17—Drew, Sept. 20, 2003 to Nov. 22, 2003

WINS IN A SEASON

25—Richard Stockton, 2001

CONSECUTIVE WINNING SEASONS

30—Claremont/M-S, 1974 to present; Ohio Wesleyan, 1974 to present

MOST IMPROVED WON-LOSS RECORD

11.5—Puget Sound, 1998 (7-12-1) to 1999 (20-2-0)

Game

POINTS

No.	Team vs. Opponent	Date
60	Luther vs. Morningside	Sept. 8, 2001
59	Rowan vs. John Jay	Sept. 13, 2000
59	Buffalo St. vs. Medaille	Oct. 5, 1999
57	Centre vs. Fisk	Oct. 23, 1993
56	Elizabethtown vs. Wilkes	Nov. 6, 1976
50	Pitt.-Greensburg vs. Mt. Aloysius	Aug. 31, 2003
50	Redlands vs. Caltech	Oct. 25, 2003
50	Augustana (Ill.) vs. William Penn	Sept. 4, 1996
46	Goucher vs. Arcadia	Oct. 26, 1991
44	Wilmington (Ohio) vs. Franklin	Oct. 20, 1998
43	Dominican (Ill.) vs. Clarke	Sept. 20, 2003
43	Luther vs. Wartburg	Sept. 25, 1999
42	Ohio Wesleyan vs. Susquehanna	Sept. 8, 1990
41	Rhodes vs. Rust	Aug. 30, 2003
41	Centre vs. Aurora	Oct. 17, 2002
41	Manhattanville vs. Cazenovia	Sept. 27, 1997
39	Simpson vs. Morningside	Sept. 30, 2001
39	Coe vs. Upper Iowa	Oct. 26, 1997
38	Maryville (Tenn.) vs. Fisk	Oct. 1, 2003
38	Pitt.-Greensburg vs. Hilbert	Sept. 20, 2003
38	Plattsburgh St. vs. Utica/Rome	Sept. 20, 2003
38	Wis.-Whitewater vs. Wis.-Superior	Sept. 14, 1997
38	Ohio Wesleyan vs. Oberlin	Oct. 5, 1994
38	Luther vs. Cornell College	Sept. 16, 1992
38	Lawrence vs. Lakeland	Sept. 15, 1984
38	Buffalo St. vs. Daemen	1980

GOALS

No.	Team vs. Opponent	Date
23	Buffalo St. vs. Medaille	Oct. 5, 1999
21	Centre vs. Fisk	Oct. 23, 1993
20	Elizabethtown vs. Wilkes	Nov. 6, 1976
19	Buffalo St. vs. Daemen	1980
18	Rowan vs. John Jay	Sept. 13, 2000
18	Eastern vs. Marywood	Sept. 25, 1999
18	Washington (Md.) vs. Delaware Valley	Oct. 31, 1989
18	Richard Stockton vs. New Jersey City	Nov. 8, 1980
17	Luther vs. Morningside	Sept. 8, 2001
17	Maryville (Tenn.) vs. Fisk	Oct. 28, 2000
17	Keuka vs. Medaille	Sept. 19, 1998
17	Augustana (Ill.) vs. William Penn	Sept. 4, 1996
17	Wheaton (Ill.) vs. Millikin	Oct. 11, 1995
17	Lawrence vs. Lakeland	Sept. 15, 1984
17	Rowan vs. New Jersey City	Oct. 14, 1980
17	Colorado Col. vs. Regis (Colo.)	1976

ASSISTS

No.	Team vs. Opponent	Date
26	Luther vs. Morningside	Sept. 8, 2001
23	Rowan vs. John Jay	Sept. 13, 2000
19	Luther vs. Wartburg	Sept. 25, 1999
18	Pitt.-Greensburg vs. Mt. Aloysius	Aug. 31, 2003
18	Redlands vs. Caltech	Oct. 25, 2003
17	Dominican (Ill.) vs. Clarke	Sept. 20, 2003
16	Augustana (Ill.) vs. William Penn	Sept. 4, 1996
16	Elizabethtown vs. Wilkes	Nov. 6, 1976
15	Richard Stockton vs. Hunter	Oct. 22, 2001
15	Luther vs. Wartburg	Sept. 25, 1999
15	Centre vs. Fisk	Oct. 23, 1993
14	Westfield St. vs. Framingham St.	Oct. 10, 2000
14	Wis.-Oshkosh vs. Lawrence	Sept. 5, 2000
14	Wis.-Oshkosh vs. Wis.-Superior	Oct. 3, 1999
14	Wilmington (Ohio) vs. Franklin	Oct. 20, 1998
14	Goucher vs. Arcadia	Oct. 26, 1991
14	Connecticut Col. vs. Anna Maria	Oct. 20, 1986
13	Redlands vs. Whittier	Oct. 5, 2003
13	Centre vs. Aurora	Oct. 17, 2002
13	Buffalo St. vs. Medaille	Oct. 5, 1999
13	Coe vs. Upper Iowa	Oct. 26, 1997
13	Manhattanville vs. Cazenovia	Sept. 27, 1997
13	Stevens Tech vs. Mt. St. Vincent	Oct. 1, 1993

SAVES

No.	Team vs. Opponent	Date
36	Muhlenberg vs. Dickinson	Oct. 11, 1979
35	Marywood vs. King's (Pa.)	Sept. 29, 1998
33	Bethel (Minn.) vs. Wheaton (Ill.)	Nov. 7, 1998
32	Lake Erie vs. Penn. St.-Behrend	Oct. 18, 2000
31	Keuka vs. Elmira	Oct. 3, 1998
31	Albright vs. Susquehanna	Oct. 14, 1994
31	Otterbein vs. Wooster	Sept. 21, 1991
31	Nichols vs. MIT	1986
30	Lake Erie vs. Hiram	Oct. 8, 2000
30	Salisbury vs. Rowan	1975
29	Concordia-Austin vs. East Tex. Baptist	Sept. 9, 2000
29	Ohio Wesleyan vs. Bowling Green	Oct. 3, 1973
28	Cazenovia vs. Barton	Oct. 10, 1999
28	Manhattanville vs. Misericordia	Oct. 22, 1998
28	Marywood vs. Wesley	Sept. 9, 1998

Season

SCORING AVERAGE

Team	Year	Games	No.	Avg.
Trinity (Tex.)	2000	20	96	4.80
Luther	1992	20	96	4.80
Westfield St.	1974	23	108	4.70
Trinity (Tex.)	2001	19	86	4.53
Lake Forest	1975	12	54	4.50
Trinity (Tex.)	2002	23	103	4.48
Salisbury	2000	20	89	4.45
Wis.-Platteville	1983	18	80	4.44
Redlands	2003	21	92	4.38
Trinity (Tex.)	2003	24	105	4.38
Dallas	2001	19	83	4.37
Maryville (Tenn.)	2000	19	83	4.37
Wheaton (Ill.)	1997	25	109	4.36
Ozarks (Ark.)	2001	20	87	4.35
Keuka	2002	18	78	4.33
Johns Hopkins	1999	18	78	4.33
Wm. Paterson	1977	17	73	4.29
Augustana (Ill.)	1982	15	64	4.27
Johns Hopkins	2002	20	85	4.25
Neb. Wesleyan	2001	19	80	4.21
Johns Hopkins	2000	20	84	4.20

GOALS

Team	Year	Games	Goals
Wheaton (Ill.)	1997	25	109
Westfield St.	1974	23	108
Trinity (Tex.)	2003	24	105
Trinity (Tex.)	2002	23	103
Messiah	2002	26	103
Trinity (Tex.)	2000	20	96
Messiah	2000	25	96
Luther	1992	20	96
Rowan	2000	26	95
UC Santa Cruz	2003	23	93
Redlands	2003	21	92
Ozarks (Ark.)	2001	22	92
Wis.-Stevens Point	2003	23	91
Norwich	2001	22	90
Salisbury	2000	20	89
Richard Stockton	2001	27	88
Merchant Marine	2002	23	87
Texas-Dallas	2002	21	87
Wheaton (Ill.)	1989	23	87
Dominican (Ill.)	2003	24	86
Trinity (Tex.)	2001	19	86

GOALS AGAINST AVERAGE

(Min. 1,200 minutes)

Team	Year	GA	Min.	GAA
Macalester	1997	3	1,809	0.15
Drew	2003	6	2,314	0.23
St. Lawrence	2000	5	1,782.8	0.25
Gust. Adolphus	2003	6	2,053	0.26
Trinity (Tex.)	2003	7	2,178	0.29
Gust. Adolphus	1983	4	1,260	0.29
Rowan	1999	7	1,923	0.33
St. John's (Minn.)	1982	6	1,630	0.33
Wheaton (Ill.)	1991	8	2,130	0.34
UC San Diego	1985	8	2,090	0.34
Williams	1999	6	1,560	0.35
Messiah	1999	8	2,054	0.35
Wis.-Oshkosh	2003	8	1,991	0.36
Salisbury	2002	7	1,770	0.36
Redlands	2003	8	1,923	0.37
Muhlenberg	1994	8	1,915	0.38
Messiah	2002	10	2,370	0.38
Ohio Wesleyan	1991	10	2,330	0.39
Carnegie Mellon	1999	7	1,602	0.39
Carnegie Mellon	2003	6	1,355	0.40
Puget Sound	1999	9	2,030	0.40
Dominican (Ill.)	2003	10	2,190	0.41
Roanoke	1998	8	1,778	0.41

SAVES PER GAME

Team	Year	Games	No.	Avg.
Wash. & Lee	1976	13	245	18.85
Lake Erie	2000	21	394	18.76
Daniel Webster	2000	17	308	18.11
Marywood	1998	16	285	17.81
Wartburg	1999	14	229	16.36

Team	Year	Games	No.	Avg.
William Penn	1999	16	256	16.00
Anna Maria	2000	19	293	15.42
Capital	1995	18	271	15.06
Curry	2002	17	252	14.82
Wis.-Superior	2000	11	163	14.82
Hilbert	1998	13	189	14.54
Capital	1994	17	244	14.35
Rutgers-Camden	1990	17	243	14.29
Cazenovia	1999	17	241	14.18
Neb. Wesleyan	1994	14	197	14.07
Keuka	1998	17	230	13.53
Wis. Lutheran	2000	18	237	13.17
Capital	1998	18	236	13.11
Daniel Webster	1998	18	234	13.00
Goucher	1993	19	246	12.95

SAVES

Team	Year	Games	No.
Lake Erie	2000	21	394
Daniel Webster	2000	17	308
Anna Maria	2000	19	293
Marywood	1998	16	285
St. Joseph's (L.I.)	2003	22	271
Capital	1995	18	271
Anna Maria	1998	20	256
William Penn	1999	16	256
Waynesburg	2002	20	254
St. Joseph's (N.Y.)	2000	22	253
Curry	2002	17	252
Goucher	1993	19	246
Wash. & Lee	1976	—	245
Capital	1994	17	244
Rutgers-Camden	1990	17	243
Defiance	1998	19	242
Cazenovia	1999	17	241
Wis. Lutheran	2000	18	237
Cazenovia	2000	19	237
Gwynedd-Mercy	2000	20	236
Capital	1998	18	236

SHUTOUT PERCENTAGE

Team	Year	Games	No.	Pct.
Drew	2003	25	21	0.84
Macalester	1997	18	15	0.83
St. John's (Minn.)	1982	18	15	0.83
Alfred	2001	15	12	0.80
Trinity (Tex.)	2003	24	19	0.79
Gust. Adolphus	1983	14	11	0.79
Johns Hopkins	1999	18	14	0.78
Williams	1988	18	14	0.78
Gust. Adolphus	2003	22	17	0.77
Carnegie Mellon	1999	17	13	0.77
Rowan	1999	21	16	0.76
Muhlenberg	1989	20	15	0.75
St. Lawrence	2000	19	14	0.74
Wis.-Oshkosh	2003	22	16	0.73
Otterbein	1997	22	16	0.73
MacMurray	1991	25	18	0.72
UC San Diego	1988	25	18	0.72
Redlands	2003	21	15	0.71
Merchant Marine	2000	21	15	0.71
Elizabethtown	1999	21	15	0.71
Muhlenberg	1988	24	17	0.71
Williams	1999	17	12	0.71
Messiah	2003	23	16	0.70
Plattsburgh St.	1994	20	14	0.70
Mary Washington	1988	20	14	0.70
Salisbury	1999	23	16	0.70
Wheaton (Ill.)	1991	23	16	0.70
UC San Diego	1985	23	16	0.70

SHUTOUTS

Team	Year	Games	Shutouts
Drew	2003	25	21
Trinity (Tex.)	2003	24	19
Messiah	2002	26	18
Elizabethtown	1991	26	18
MacMurray	1991	25	18
Elizabethtown	1989	27	18
UC San Diego	1988	25	18
Gust. Adolphus	2002	22	17
Elizabethtown	1990	25	17
Muhlenberg	1988	24	17



Shannon Simpfendorfer/NCAA Photos

Michael Woessner and his Drew teammates carry a 37-match winning streak over Middle Atlantic Conference opponents into 2004.

Team	Year	Games	Shutouts
Wis.-Oshkosh	2003	22	16
Messiah	2003	23	16
Drew	2002	24	16
Otterbein	2002	27	16
Richard Stockton	2001	27	16
Rowan	1999	21	16
Salisbury	1999	23	16
Otterbein	1997	22	16
Ohio Wesleyan	1991	24	16
Wheaton (Ill.)	1991	23	16
UC San Diego	1985	23	16

Miscellaneous

CONSECUTIVE WINS

No.	Team	From	To
39	Wheaton (Ill.)	Oct. 1, 1997	Nov. 14, 1998
31	Messiah	Sept. 27, 2000	Oct. 20, 2001
29	St. Lawrence	Sept. 4, 1999	Sept. 29, 2000
24	Trinity (Tex.)	Aug. 29, 2003	Nov. 30, 2003
23	Ohio Wesleyan	Sept. 1, 2000	Nov. 18, 2000
23	Williams	1987	Oct. 29, 1988
21	Wis.-Oshkosh	Aug. 29, 2003	Nov. 22, 2003
20	Richard Stockton	Sept. 23, 2001	Nov. 17, 2001
20	Neb. Wesleyan	Sept. 1, 1999	Sept. 2, 2000
20	Ohio Wesleyan	Sept. 2, 1994	Nov. 5, 1994
20	Kenyon	Oct. 28, 1989	Nov. 2, 1990
19	Drew	Sept. 14, 2002	Nov. 23, 2002
19	Trinity (Tex.)	Sept. 1, 2000	Nov. 11, 2000
19	Rowan	Nov. 2, 1990	Oct. 13, 1991
18	Elizabethtown	Sept. 15, 1990	Nov. 3, 1990
17	Rowan	Sept. 23, 2000	Nov. 24, 2000
17	Rowan	Sept. 10, 1988	Oct. 25, 1988
17	Rowan	Sept. 5, 1987	Oct. 26, 1987
17	Wheaton (Ill.)	1984	1984

CONSECUTIVE GAMES WITHOUT A LOSS

No.	Team	From	To
66	Wheaton (Ill.)	Sept. 1, 1996	Nov. 14, 1998
60	St. Lawrence	Nov. 19, 1997	Nov. 12, 2000
39	Wheaton (Ill.)	1984	1985
34	Macalester	Oct. 9, 1996	Sept. 27, 1998
31	Messiah	Sept. 27, 2000	Oct. 20, 2001
31	UC San Diego	Sept. 7, 1988	Sept. 22, 1989
28	Trinity (Tex.)	Oct. 19, 2001	Nov. 29, 2002

No.	Team	From	To
28	Wis.-Oshkosh	Sept. 3, 1994	Sept. 23, 1995
28	Elizabethtown	Sept. 1989	Nov. 3, 1990
27	Ohio Wesleyan	Sept. 13, 1988	Oct. 7, 1989
26	Neb. Wesleyan	Sept. 1, 1999	Sept. 17, 2000
25	Plattsburgh St.	1991	1992
24	Trinity (Tex.)	Aug. 29, 2003	Nov. 30, 2003
23	Ohio Wesleyan	Sept. 1, 2000	Nov. 18, 2000
23	Williams	1987	Oct. 29, 1988
22	Ohio Wesleyan	Oct. 16, 2001	Sept. 24, 2002
22	Richard Stockton	Sept. 22, 2001	Nov. 24, 2001
22	Wis.-Oshkosh	Sept. 12, 1991	Sept. 27, 1992

CONSECUTIVE HOME WINS

(Includes conference and NCAA tournaments)

No.	Team	From	To
40	Ohio Wesleyan	Aug. 30, 1991	Oct. 29, 1993
26	Williams	Oct. 3, 1998	Nov. 4, 2000
26	Johns Hopkins	Sept. 14, 1996	Oct. 14, 1998
26	Williams	Oct. 17, 1987	Oct. 9, 1990
25	Wheaton (Mass.)	Oct. 14, 2000	Oct. 23, 2002
23	Wis.-Oshkosh	Sept. 24, 1992	Nov. 12, 1994
22	UC San Diego	Sept. 19, 1993	Sept. 22, 1995
22	UC San Diego	Sept. 26, 1984	Sept. 26, 1986
21	Ohio Wesleyan	Oct. 15, 1999	Nov. 12, 2000
21	Claremont-M-S	Nov. 1, 1999	Oct. 3, 2001
19	Richard Stockton	Oct. 20, 2000	Nov. 17, 2001
18	Fredonia St.	Oct. 18, 1995	Aug. 31, 1996
18	Plattsburgh St.	1993	1995
17	Neb. Wesleyan	Oct. 4, 1998	Sept. 9, 2000
17	Rhodes	Oct. 26, 1993	Oct. 28, 1995

CONSECUTIVE CONFERENCE WINS

(Includes conference tournaments)

No.	Team	From	To
42	Luther	Sept. 18, 1996	Oct. 4, 2000
41	Wheaton (Ill.)	Sept. 1988	Nov. 1994
37	Drew	Oct. 30, 1999	present
35	Wheaton (Ill.)	Nov. 1994	Oct. 21, 2000
31	Claremont-M-S	Sept. 1983	Oct. 1985
30	Mary Washington	Sept. 1991	Oct. 1994
29	Roger Williams	Oct. 1999	Nov. 2, 2001
27	Redlands	Sept. 25, 2002	present
27	Rowan	Oct. 2, 1986	Sept. 25, 1989
25	Messiah	Nov. 12, 1999	Nov. 2, 2002
24	Muhlenberg	Oct. 14, 1986	Sept. 29, 1990
21	Greensboro	Nov. 9, 1996	Oct. 1, 2000
20	Wooster	Sept. 10, 1977	1979
20	Trinity (Tex.)	Sept. 26, 1999	Sept. 30, 2001
20	Johns Hopkins	Oct. 30, 1999	Nov. 2, 2001
19	Claremont-M-S	Oct. 1985	Oct. 1987
18	Wheaton (Mass.)	Oct. 14, 2000	Oct. 17, 2002
17	Fredonia St.	Oct. 18, 1996	Oct. 3, 1998
17	Ohio Wesleyan	Sept. 24, 1985	Sept. 24, 1988
17	Norwich	Sept. 8, 1999	Oct. 21, 2000

CONSECUTIVE CONFERENCE GAMES WITHOUT A LOSS

(Includes conference tournaments)

No.	Team	From	To
57	Claremont-M-S	Sept. 1983	Nov. 1987
42	Luther	Sept. 18, 1996	Oct. 4, 2000
41	Wheaton (Ill.)	Sept. 1988	Nov. 1994
40	Rowan	Oct. 27, 1984	Sept. 25, 1989
39	Wheaton (Ill.)	Nov. 1994	Oct. 10, 2001
37	Drew	Oct. 30, 1999	Oct. 1998
37	Mary Washington	Oct. 1994	Oct. 1998
35	St. Lawrence	Sept. 21, 1996	Oct. 11, 2002
32	Roger Williams	Oct. 1999	Nov. 7, 2002
29	Claremont-M-S	Oct. 1977	Oct. 1980
27	Redlands	Sept. 25, 2002	present
24	Muhlenberg	Oct. 14, 1986	Sept. 29, 1990
24	Ohio Wesleyan	Sept. 24, 1985	Oct. 7, 1989
23	Norwich	Sept. 8, 1999	Sept. 21, 2002
23	Greensboro	Nov. 9, 1996	Oct. 15, 2000
22	Macalester	Oct. 9, 1996	Oct. 14, 1998
21	Bethany (W.V.)	Nov. 2, 1996	Sept. 9, 2001
20	Johns Hopkins	Oct. 30, 1999	Nov. 2, 2001
20	Wooster	Sept. 10, 1977	1979

CONSECUTIVE SHUTOUTS

No.	Team	From	To
17	Drew	Sept. 20, 2003	Nov. 22, 2003
13	Muhlenberg	Sept. 3, 1988	Oct. 13, 1988
13	St. John's (Minn.)	Sept. 22, 1982	Nov. 6, 1982
11	Williams	Oct. 6, 1998	Nov. 14, 1998
10	Elizabethtown	Sept. 25, 1999	Oct. 27, 1999

No.	Team	From	To
10	Macalester	Nov. 6, 1997	Sept. 27, 1998
10	Messiah	1995	1995
10	Greensboro	Sept. 16, 1989	Oct. 16, 1989
9	Plattsburgh St.	1994	1994
8	Gust. Adolphus	Sept. 30, 2003	Oct. 28, 2003
8	Wis.-Oshkosh	Sept. 13, 2003	Oct. 4, 2003
8	UC Santa Cruz	Sept. 13, 2002	Oct. 10, 2002
8	Ohio Wesleyan	Oct. 17, 2000	Nov. 12, 2000
8	Johns Hopkins	Sept. 28, 1996	Oct. 27, 1996
8	UC San Diego	Sept. 14, 1988	Oct. 2, 1988
8	Ohio Wesleyan	Oct. 6, 1982	Nov. 2, 1982
8	Rowan	Nov. 29, 1980	Sept. 26, 1981
7	Trinity (Tex.)	Oct. 11, 2003	Nov. 23, 2003
7	Westfield St.	Oct. 13, 2000	Nov. 4, 2000
7	Roger Williams	Oct. 16, 1999	Nov. 4, 1999
7	Rowan	Oct. 11, 1999	Nov. 4, 1999
7	Rowan	Sept. 12, 1999	Oct. 6, 1999
7	Wis.-Oshkosh	Oct. 29, 1992	Sept. 20, 1993
7	Montclair St.	Oct. 2, 1992	Oct. 24, 1992
7	MacMurray	Sept. 18, 1991	Oct. 5, 1991
7	Rowan	Sept. 1, 1990	Sept. 18, 1990
7	Muhlenberg	Sept. 10, 1989	Sept. 29, 1989
7	UC San Diego	Oct. 14, 1988	Oct. 29, 1988
7	Rowan	Oct. 17, 1979	Nov. 6, 1979

SEASON WINS

No.	Team	Year
25	Richard Stockton	2001
24	Trinity (Tex.)	2003
24	Rowan	2000
24	Wheaton (Ill.)	1997
24	Elizabethtown	1989
23	Messiah	2002
23	Otterbein	2002
23	Ohio Wesleyan	2000
23	Elizabethtown	1990
23	UC San Diego	1988
23	UNC Greensboro	1983
22	Messiah	2000
22	St. Lawrence	1999
22	Ohio Wesleyan	1991
21	UC Santa Cruz	2003
21	Wis.-Oshkosh	2003
21	Drew	2002
21	Arcadia	2002
21	Norwich	2001
21	Messiah	2001
21	Wheaton (Mass.)	2001
21	Linfield	2000
21	Cabrini	1998
21	Wheaton (Ill.)	1998
21	Mary Washington	1997
21	Luther	1996
21	Elizabethtown	1993
21	UC San Diego	1993
21	MacMurray	1991
21	Elizabethtown	1987
21	UC San Diego	1985
21	Wheaton (Ill.)	1984

CONSECUTIVE WINNING SEASONS

No.	Team	From	To
30	Claremont-M-S	1974	present
30	Ohio Wesleyan	1974	present
29	Rowan	1975	present
28	Elizabethtown	1975	present
27	Messiah	1975	present
26	Wilmington (Ohio)*	1977	present
25	St. John's (Minn.)	1974	1998
21	Williams	1982	present
18	UC San Diego	1982	1999
18	Middlebury	1985	present
18	Wis.-Oshkosh	1985	present
16	Cortland St.	1981	1996
16	Plymouth St.	1974	1989
16	Macalester	1987	present
15	Wheaton (Ill.)	1988	present
15	Centre	1988	present
14	Mary Washington	1984	1997

*Wilmington (Ohio) was not an NCAA member from 1980-89.

MOST IMPROVED WON-LOSS RECORD

Team	Year	W-L-T	Next Year	W-L-T	Improvement
Puget Sound	1998	7-12-1	1999	20-2-0	11.5
Wentworth Inst.	1995	1-17-0	1996	12-6-0	11.0

Team	Year	W-L-T	Next Year	W-L-T	Improvement
Bard	2000	5-13-1	2001	14-1-0	10.5
Bridgewater St.	1992	4-14-0	1993	15-4-1	10.5
Central (Iowa)	2001	5-10-2	2002	16-2-1	9.5
Emory	1983	7-13-1	1984	16-3-2	9.5
Dallas	2000	2-11-3	2001	14-5-0	9.0
Franklin	1999	1-18-0	2000	10-9-0	9.0
Elms	1999	4-12-0	2000	12-3-0	8.5
UC San Diego	1992	8-6-4	1993	21-2-1	8.5
Susquehanna	1992	2-14-1	1993	11-6-0	8.5
MacMurray	1987	2-14-3	1988	13-8-0	8.5
Wheaton (Ill.)	1987	9-10-1	1988	19-3-2	8.5
Lycoming	2003	5-11-2	2003	15-5-0	8.0
Fontbonne	2000	3-13-2	2001	11-5-1	8.0
Mass.-Dartmouth	1999	6-12-1	2000	16-6-1	8.0
Wash. & Lee	1999	9-8-0	2000	19-2-0	8.0
Springfield	1998	6-13-0	1999	15-6-0	8.0
Mount Union	1982	4-11-0	1983	12-3-1	8.0
Wilmington (Ohio)	1976	3-9-1	1977	13-3-0	8.0

Annual Champions

SCORING OFFENSE

Season	Team	GM	G	Avg.
1998	Wilmington (Ohio)	20	83	4.15
1999	Johns Hopkins	18	76	4.22
2000	Trinity (Tex.)	20	96	4.80
2001	Trinity (Tex.)	19	86	4.53
2002	Trinity (Tex.)	23	103	4.48
2003	Redlands	21	92	4.38

TEAM GOALS-AGAINST AVERAGE

Season	Team	GM	MIN	GA	GAA
1998	Roanoke	19	1,778	8	0.41
1999	Rowan	21	1,923	7	0.33
2000	St. Lawrence	19	1,782.8	5	0.25
2001	Alfred	15	1,422	7	0.44
2002	Salisbury	19	1,770	7	0.36
2003	Drew	25	2,314	6	0.23

SHUTOUT PERCENTAGE

Season	Team	GM	SO	Avg.
1998	Williams	19	13	0.68
1999	Johns Hopkins	18	14	0.78
2000	St. Lawrence	19	14	0.74
2001	Alfred	15	12	0.80
2002	Messiah	26	18	0.69
2003	Drew	25	21	0.84

WINNING PERCENTAGE

Season	Team	W	L	T	Pct.
1998	Wheaton (Ill.)	21	1	0	.955
1999	St. Lawrence	22	0	0	1.000
	Neb. Wesleyan	19	0	0	1.000
2000	Ohio Wesleyan	23	1	0	.958
2001	Norwich	21	1	0	.955
2002	Carnegie Mellon	16	1	0	.941
2003	Trinity (Tex.)	24	0	0	1.000

2003 Most Improved Teams

School	2002	2003	\$Games Improved
Lycoming	5-11-2	15-5-0	8.0
UC Santa Cruz	11-5-2	21-2-0	6.5
Fontbonne	8-8-3	14-1-5	6.5
Hilbert	3-11-1	11-6-3	6.5
Milwaukee Engr.	3-13-3	10-7-1	6.5
Baldwin-Wallace	5-12-2	12-7-0	6.0
Denison	10-7-2	18-3-0	6.0
Aurora	1-19-0	5-12-2	5.5
Grove City	5-13-2	11-8-3	5.5
Lawrence	3-11-2	9-6-2	5.5
MIT	10-7-1	17-3-1	5.5
Penn St.-Behrend	8-10-2	14-5-2	5.5
Staten Island	7-8-2	13-3-2	5.5
Wis.-Oshkosh	13-4-2	21-1-0	5.5

\$To determine games improved, add the difference in victories between the two seasons to the difference in losses, then divide by two; ties not counted. Includes postseason.

Final Coaches' Polls

NOTE: Poll conducted by the Intercollegiate Soccer Coaches Association of America (ISAA) from 1980-95. The National Soccer Coaches Association of America assumed responsibility in 1996.

1980

1. Babson
2. Scranton
3. Rowan
4. Washington-St. Louis
5. Binghamton
6. Calvin
7. Brandeis
8. MacMurray
9. Averett
10. Ithaca
11. Ohio Wesleyan
12. Lynchburg
13. Wesleyan (Conn.)
14. Kean
15. Bethany (W.V.)
16. Wheaton (Ill.)
17. Plymouth St.
18. Clarkson
19. Wilmington (Ohio)
20. TCNJ

1981

1. Rowan
2. Cortland St.
3. Brandeis
4. Ohio Wesleyan
5. Keene St.
6. Wheaton (Ill.)
7. Averett
8. UNC Greensboro
9. Scranton
10. Fredonia St.
11. Washington-St. Louis
12. Messiah
13. Dennison
14. Colorado Col.
15. Plymouth St.
16. St. Lawrence
17. FDU-Florham
18. Plattsburgh St.
19. Frostburg St.
20. Amherst

1984

1. UNC Greensboro
2. Wheaton (Ill.)
3. Kean
4. Salem St.
5. Rochester Inst.
6. UC San Diego
7. Bethany (W.V.)
8. TCNJ
9. Emory
10. Union (N.Y.)
11. WPI
12. Wilmington (Ohio)
13. Claremont-M-S
14. Washington-St. Louis
15. Ohio Wesleyan
16. Buffalo St.
17. N.C. Wesleyan
18. Lynchburg
19. Colorado Col.
20. Williams

1990

1. Elizabethtown
2. Kenyon

3. Rochester Inst.
4. UC San Diego
5. Bethany (W.V.)
6. Colby
7. Cortland St.
8. Ohio Wesleyan
9. Kean
10. Wheaton (Ill.)
11. Babson
12. Methodist
13. Macalester
14. Scranton
15. Va. Wesleyan
16. Rowan
17. Salem St.
18. Cal St. San B'dino
18. Plattsburgh St.
20. Calvin

1991

1. Ohio Wesleyan
2. Rowan
3. Muhlenberg
4. Methodist
5. Fontbonne
6. Ithaca
7. Wesleyan (Conn.)
8. UC San Diego
9. TCNJ
10. Elizabethtown
11. Cortland St.
12. Kenyon
13. Bethany (W.V.)
14. Kean
15. Washington-St. Louis
16. Western Conn. St.
17. Cal Lutheran
18. Messiah
19. Va. Wesleyan
20. Wheaton (Ill.)

1992

1. Hobart
2. Methodist
3. Elizabethtown
4. Rowan
5. Babson
6. Kenyon
7. Colorado Col.
8. Washington-St. Louis
9. Va. Wesleyan
10. Ohio Wesleyan
11. Messiah
12. Plattsburgh St.
13. Kean
14. Williams
15. Claremont-M-S
16. Fontbonne
17. Muhlenberg
18. Bethany (W.V.)
19. WPI
20. Montclair St.
21. Cortland St.
22. Cal Lutheran
23. Wooster
24. TCNJ
25. MacMurray
25. Rensselaer

1993

1. Kenyon
2. Williams
3. Elizabethtown
4. Cortland St.
5. UC San Diego
6. Rowan
7. Ohio Wesleyan
8. Mary Washington
9. Wheaton (Ill.)
10. Gettysburg
11. Salem St.
12. Plattsburgh St.
13. Methodist
14. TCNJ
15. Colorado Col.
16. Washington-St. Louis
17. DePauw
18. Amherst
19. Roanoke
20. Kean
21. Messiah
22. Clarkson
23. Claremont-M-S
24. Wis.-Oshkosh
25. Scranton

1994

1. Ohio Wesleyan
2. Williams
3. Muhlenberg
4. TCNJ
5. Wis.-Oshkosh
6. Greensboro
7. Rochester Inst.
8. Claremont-M-S
9. Rowan
10. Elizabethtown
11. Va. Wesleyan
12. Kenyon
13. Plattsburgh St.
14. Middlebury
15. Washington-St. Louis
16. Gust. Adolphus
17. Methodist
17. Western Conn. St.
19. Kean
20. Hope
21. UC San Diego
22. Albany (N.Y.)
23. Wheaton (Ill.)
23. Johns Hopkins
25. Tufts

1995

1. Methodist
2. Williams
3. Messiah
4. Rowan
5. Hope
6. Chapman
7. Ithaca
8. Va. Wesleyan
9. Washington-St. Louis
10. Muhlenberg
11. TCNJ
12. Ohio Wesleyan
13. UC San Diego
14. Middlebury
15. Wheaton (Ill.)
16. Elizabethtown
17. St. Lawrence
18. Fredonia St.
19. Kenyon
20. Greensboro

21. Richard Stockton
22. Colorado Col.
23. Gettysburg
- T24. Hiram
- T24. Wis.-Oshkosh

1996

1. TCNJ
2. Kenyon
3. Ithaca
4. Williams
5. Chicago
6. Bethany (W.Va.)
7. Greensboro
8. Luther
9. Richard Stockton
10. Elizabethtown
11. Trinity (Tex.)
12. Wheaton (Ill.)
13. Middlebury
14. Wilmington (Ohio)
15. St. Lawrence
16. Mary Washington
17. Concordia-M'head
18. Salem St.
19. Hope
20. UC San Diego
21. Rowan
22. Fredonia St.
23. Wheaton (Ill.)
24. Muhlenberg
25. Johns Hopkins

1997

1. Wheaton (Ill.)
2. TCNJ
3. Mary Washington
4. Amherst
5. Gettysburg
6. Ithaca
- T7. Ohio Wesleyan
- T7. Cal Lutheran
9. Kean
10. Plymouth St.
11. Macalester
12. Va. Wesleyan
13. Muhlenberg
14. Alma
15. Kenyon
16. Washington-St. Louis
17. Rensselaer
18. Rochester
19. Wheaton (Mass.)
20. Trinity (Tex.)
21. Messiah
22. Greensboro
23. Rowan
24. Johns Hopkins
25. Rhodes

1998

1. Ohio Wesleyan
2. Greensboro
3. Williams
4. Rowan
- T5. Trinity (Tex.)
- T5. St. Lawrence
7. Johns Hopkins
8. Macalester
9. Wheaton (Ill.)
10. Messiah
11. Plymouth St.
12. Richard Stockton
13. Clarkson
14. Pacific (Ore.)
15. Otterbein

16. East. Mennonite
17. St. Olaf
18. Gettysburg
19. Middlebury
20. Montclair St.
21. Bethany (W.V.)
22. Emory
23. Kean
24. Va. Wesleyan
25. Rhodes

1999

1. St. Lawrence
2. Williams
3. Wheaton (Ill.)
4. Rowan
5. Otterbein
- T6. Elizabethtown
- T6. Puget Sound
8. Greensboro
- T9. Gettysburg
- T9. Ithaca
11. Wis.-Oshkosh
12. Amherst
- T13. Richard Stockton
- T13. Chris. Newport
15. Wilmington (Ohio)
16. Middlebury
17. Macalester
18. St. Olaf
19. Messiah
20. Salisbury
21. Trinity (Tex.)
22. Plattsburgh St.
23. Ohio Wesleyan
24. Mary Washington
- T25. Trinity (Conn.)
- T25. Alma

2000

1. Ohio Wesleyan
2. Trinity (Tex.)
3. St. Lawrence
4. Linfield
5. Williams
6. Rowan
7. Messiah
8. Wash. & Lee
9. Wis.-Oshkosh
10. Gust. Adolphus
11. Wheaton (Mass.)
12. Greensboro
13. Johns Hopkins
14. Kean
15. DePauw
16. Plattsburgh St.
17. Chris. Newport
18. Elizabethtown
19. Middlebury
20. Sewanee
21. Rochester
22. Claremont-M-S
23. John Carroll
24. Salisbury
25. TCNJ

2001

1. Messiah
2. St. Lawrence
3. Williams
4. Richard Stockton
5. Greensboro
6. Neb. Wesleyan
7. Kalamazoo
8. Wis.-Oshkosh
9. Wheaton (Mass.)

10. Kean
11. Roanoke
12. UC Santa Cruz
13. Arcadia
14. Chicago
15. Otterbein
16. Hamilton
17. Rowan
18. John Carroll
19. Keene St.
20. Trinity (Tex.)
21. Drew
22. Claremont-M-S
23. Plattsburgh St.
24. Mary Washington
25. New Jersey City

2002

1. Messiah
2. Otterbein
3. Trinity (Tex.)
4. St. Lawrence
5. Drew
6. Wheaton (Ill.)
7. Arcadia
8. Macalester
9. Redlands
10. Williams
11. Greensboro
12. Ohio Wesleyan
13. Richard Stockton
- T14. Roanoke
- T14. Carnegie Mellon
16. Amherst
17. Rowan
18. Wis.-Whitewater
19. Salisbury
20. Puget Sound
21. Merchant Marine
22. Wis.-Oshkosh
23. Hope
24. Bowdoin
- T25. Cortland St.
- T25. Keene St.

2003

1. Trinity (Tex.)
2. Drew
3. Wis.-Oshkosh
4. Wheaton (Mass.)
5. UC Santa Cruz
- T6. Dominican (Ill.)
- T6. Salisbury
8. MIT
9. St. Lawrence
10. Williams
11. Redlands
12. Stevens Institute
13. Messiah
14. John Carroll
15. Carnegie Mellon
16. Piedmont
17. Bowdoin
18. Gust. Adolphus
19. Wheaton (Ill.)
20. Emory
21. Va. Wesleyan
22. Denison
23. Rowan
24. Linfield
25. Ohio Wesleyan

2003 Men's Statistical Leaders

Division I Individual Leaders	46
Division I Team Leaders	47
Division II Individual Leaders	48
Division II Team Leaders	49
Division III Individual Leaders	50
Division III Team Leaders.....	51



Division I Individual Leaders

Points Per Game

Player, Team	CL	Games	Goals	Asst.	Pts.	Avg.
1. Joseph Ngwenya, Coastal Caro.....	Sr.	22	21	14	56	2.55
2. Ryan Pore, Tulsa.....	So.	21	20	9	49	2.33
3. Jamie Holmes, Birmingham-So.....	Jr.	18	17	3	37	2.06
4. Kristoffer Forde Aarskog, Fla. Atlantic	Sr.	20	17	6	40	2.00
Jordan Hughes, Coastal Caro.....	So.	23	19	8	46	2.00
Daniel Wasson, Air Force.....	So.	18	17	2	36	2.00
7. Matt Nickell, Drake.....	Jr.	19	13	11	37	1.95
8. Omar Alfonso, Loyola (Md.).....	Fr.	21	17	5	39	1.86
9. Rinaldo Chambers, St. Peter's.....	Sr.	25	15	16	46	1.84
10. George Kithas, Detroit.....	Sr.	18	12	9	33	1.83
11. Vedad Ibisevic, St. Louis.....	Fr.	22	18	4	40	1.82
Alon Lubezky, Hartford.....	Jr.	22	17	6	40	1.82
13. Derek McElligott, UMBC.....	Jr.	18	15	2	32	1.78
14. Matthew Delicate, Va. Commonwealth	Sr.	22	15	9	39	1.77
15. Chris Lee, Marquette.....	Jr.	17	14	2	30	1.76
16. Kyle Brown, Tulsa.....	Jr.	20	12	11	35	1.75
17. Knox Cameron, Michigan.....	Jr.	19	12	9	33	1.74
18. McColm Cephas, Va. Commonwealth	Sr.	22	17	4	38	1.73
19. Jeff Hughes, Western Mich.....	So.	21	16	4	36	1.71
20. Josh Gros, Rutgers.....	Sr.	22	16	5	37	1.68
21. Fernando Castellanos, Belmont.....	Sr.	15	10	5	25	1.67
22. Brendon Barry, Campbell.....	Sr.	17	12	4	28	1.65
Ian Zarac, Stetson.....	Sr.	17	13	2	28	1.65
24. Matt Taylor, UCLA.....	Sr.	22	14	8	36	1.64
25. Damien Pottinger, Duquesne.....	Sr.	18	12	5	29	1.61
26. Randy Poggio, San Jose St.....	So.	20	14	4	32	1.60
27. Bobby O'Brien, Virginia Tech.....	Sr.	22	15	5	35	1.59
28. Stephen Ademolu, Cleveland St.....	Jr.	17	12	3	27	1.59
29. Said Ali, Robert Morris.....	Sr.	19	13	4	30	1.58
30. Ned Grabavoy, Indiana.....	Jr.	21	11	11	33	1.57

Goals Per Game

Player, Team	CL	Games	Goals	Avg.
1. Joseph Ngwenya, Coastal Caro.....	Sr.	22	21	0.95
2. Ryan Pore, Tulsa.....	So.	21	20	0.95
3. Jamie Holmes, Birmingham-So.....	Jr.	18	17	0.94
Daniel Wasson, Air Force.....	So.	18	17	0.94
5. Kristoffer Forde Aarskog, Fla. Atlantic.....	Sr.	20	17	0.85
6. Derek McElligott, UMBC.....	Jr.	18	15	0.83
7. Jordan Hughes, Coastal Caro.....	So.	23	19	0.83
8. Chris Lee, Marquette.....	Jr.	17	14	0.82
9. Vedad Ibisevic, St. Louis.....	Fr.	22	18	0.82
10. Omar Alfonso, Loyola (Md.).....	Fr.	21	17	0.81
11. McColm Cephas, Va. Commonwealth.....	Sr.	22	17	0.77
Alon Lubezky, Hartford.....	Jr.	22	17	0.77
13. Ian Zarac, Stetson.....	Sr.	17	13	0.76
14. Jeff Hughes, Western Mich.....	So.	21	16	0.76
15. Josh Gros, Rutgers.....	Sr.	22	16	0.73
16. Stephen Ademolu, Cleveland St.....	Jr.	17	12	0.71
Brendon Barry, Campbell.....	Sr.	17	12	0.71
18. Randy Poggio, San Jose St.....	So.	20	14	0.70
19. Said Ali, Robert Morris.....	Sr.	19	13	0.68
Matt Nickell, Drake.....	Jr.	19	13	0.68
21. Matthew Delicate, Va. Commonwealth.....	Sr.	22	15	0.68
Bobby O'Brien, Virginia Tech.....	Sr.	22	15	0.68
23. Fernando Castellanos, Belmont.....	Sr.	15	10	0.67
Alex Hernandez, UNLV.....	Sr.	18	12	0.67
George Kithas, Detroit.....	Sr.	18	12	0.67
Damien Pottinger, Duquesne.....	Sr.	18	12	0.67
27. Owoicho Adogwa, Duke.....	Jr.	17	11	0.65
28. Drew McAthy, UC Santa Barb.....	Jr.	22	14	0.64
Matt Taylor, UCLA.....	Sr.	22	14	0.64
Mychal Turpin, Michigan.....	Jr.	22	14	0.64

Assists Per Game

Player, Team	CL	Games	Assists	Avg.
1. Memo Arzate, UC Santa Barb.....	Sr.	22	18	0.82
2. Sergio Lozano, Gardner-Webb.....	Jr.	18	14	0.78
3. Michael Chumah, Winthrop.....	So.	17	13	0.76
4. Andrew Dorman, Boston U.....	Sr.	17	12	0.71
5. Ryan Johnson, Oregon St.....	So.	20	13	0.65

Player, Team	CL	Games	Assists	Avg.
Marcus Sagastume, Air Force.....	Jr.	20	13	0.65
7. Luke Vercollone, Seton Hall.....	Sr.	17	11	0.65
8. Rinaldo Chambers, St. Peter's.....	Sr.	25	16	0.64
9. Adolfo Gregorio, UCLA.....	Sr.	22	14	0.64
Joseph Ngwenya, Coastal Caro.....	Sr.	22	14	0.64
11. Jamal Shteivi, Kentucky.....	Sr.	21	13	0.62
12. Reed Avren, East Caro.....	Jr.	17	10	0.59
13. Matt Nickell, Drake.....	Jr.	19	11	0.58
Giuliano Teixeira, Western Mich.....	Sr.	19	11	0.58
15. Michael Joseph, UMBC.....	Sr.	18	10	0.56
16. Kyle Brown, Tulsa.....	Jr.	20	11	0.55
Ross Duncan, Oregon St.....	Sr.	20	11	0.55
Scott Jones, UNC Greensboro.....	Fr.	20	11	0.55
19. Jesse Servin, Cal St. Northridge.....	Jr.	15	8	0.53
20. Blake Camp, Duke.....	So.	19	10	0.53
Kenny Fechner, San Diego St.....	Jr.	19	10	0.53
Dan Hilson, UMKC.....	Sr.	19	10	0.53
Ramon Nunez, Southern Methodist.....	Fr.	19	10	0.53
24. Ned Grabavoy, Indiana.....	Jr.	21	11	0.52
Eric Vasquez, UCF.....	Jr.	21	11	0.52
26. George Kithas, Detroit.....	Sr.	18	9	0.50
David McGill, UC Santa Barb.....	Sr.	18	9	0.50
Ryan Mcmahen, Michigan St.....	Jr.	18	9	0.50
Federico Peria, North Carolina St.....	So.	16	8	0.50
30. Mubarike Chisoni, Coastal Caro.....	Jr.	23	11	0.48

Goals-Against Average

Player, Team	CL	Games	Mins.	Goals	GA Avg.
1. Stefan Gonet, Binghamton.....	Fr.	22	2,125	9	.381
2. Jack Potter, Oneonta St.....	Sr.	16	1,570	8	.459
3. Zach Wells, UCLA.....	Sr.	23	1,896	11	.522
4. Josh Wagenaar, Hartwick.....	Fr.	16	1,373	8	.524
5. Noah Palmer, Maryland.....	Jr.	24	2,084	13	.561
6. Andrew Paxton, Coastal Caro.....	Jr.	17	1,259	8	.572
7. Justin Christafaris, Akron.....	Jr.	22	2,018	13	.580
8. Steve Cronin, Santa Clara.....	Jr.	19	1,646	11	.601
9. Andrew Sierman, Central Conn. St.....	Jr.	16	1,495	10	.602
10. Jay Nally, Indiana.....	Jr.	25	2,409	17	.635
11. Steve Winton, Winthrop.....	Jr.	12	990	7	.636
12. Sam Bishop, Lehigh.....	Sr.	20	1,974	14	.638
13. Ryszard Gorski, Long Island.....	Jr.	16	1,541	11	.642
14. Chris Sawyer, Notre Dame.....	Jr.	23	2,182	16	.660
15. Guido Leon, Creighton.....	Sr.	17	1,491	11	.664
16. Pat Hannigan, Temple.....	Sr.	17	1,588	12	.680
17. Andy Gruenebaum, Kentucky.....	So.	21	1,978	15	.682
18. Sam Cameron, Old Dominion.....	Sr.	20	1,804	14	.698
19. John Adams, Cincinnati.....	Sr.	18	1,743	14	.723
20. Zachary Varga, Duquesne.....	Fr.	19	1,712	14	.736
21. Keith Wiggans, Col. of Charleston.....	Jr.	19	1,693	14	.744
22. Kirk Thode, Wis.-Milwaukee.....	Jr.	20	1,665	14	.757
23. Bart Creasman, Davidson.....	Jr.	22	2,013	17	.760
24. Lance Friesz, San Diego.....	Fr.	20	1,889	16	.762
25. William Hesmer, Wake Forest.....	Sr.	15	1,285	11	.770
26. Andrew Nucifora, Fairleigh Dickinson.....	Sr.	20	1,855	16	.776
27. Matthew Handy, Dayton.....	Fr.	12	1,142	10	.788
28. Mike Nwaneri, Richmond.....	Sr.	20	1,827	16	.788
29. Jeff Wiese, Oakland.....	So.	21	1,939	17	.789
30. Craig Bald, Villanova.....	So.	15	1,239	11	.799

Saves Per Game

Player, Team	CL	Games	Saves	Avg.
1. Collin Leaver, Manhattan.....	Fr.	15	125	8.33
2. Drew Deffner, IUPUI.....	So.	16	119	7.44
3. Peter Hachaj, IPFW.....	Jr.	19	133	7.00
4. Kevin Dougher, St. Joseph's.....	Sr.	20	133	6.65
5. Tyler Kettering, Gardner-Webb.....	Fr.	18	114	6.33
6. Bouna Coundoul, Albany (N.Y.).....	Jr.	18	113	6.28
7. J.B. Wood, Georgia St.....	Sr.	16	97	6.06
8. David Degraff, Bowling Green.....	Sr.	21	127	6.05
9. Jeff Oleck, Valparaiso.....	So.	17	101	5.94
10. Amir Kettani, Cleveland St.....	Jr.	15	87	5.80
11. Kellan Wilson, St. Mary's (Cal.).....	Fr.	19	110	5.79
12. Chris Dunsheath, Bradley.....	So.	23	132	5.74
13. Bobby Pipech, St. Francis (Pa.).....	So.	18	103	5.72
14. Ross Cain, Ill.-Chicago.....	So.	17	97	5.71
15. Chris Gomez, Brown.....	Fr.	16	91	5.69
Dan O'Shea, Niagara.....	Jr.	16	91	5.69
17. Stash Graham, La Salle.....	Jr.	19	106	5.58
Eric Kronberg, Fresno St.....	So.	19	106	5.58

Player, Team	CL	Games	Saves	Avg.
19. David Mahoney, Cornell	Jr.	16	88	5.50
20. David Sullivan, Vermont	Jr.	18	98	5.44
21. Pat Czuprynski, Wis.-Green Bay	So.	15	80	5.33
22. Zak Thompson, Towson	So.	16	85	5.31
23. Philip Cavicchia, Appalachian St.	Fr.	19	100	5.26
24. Derek Biss, George Washington	So.	16	84	5.25
Mike Nwaneri, Richmond	Sr.	20	105	5.25
26. Peter Dzubay, Michigan	So.	21	110	5.24
27. Stefan Nicola, Centenary (La.)	Jr.	17	89	5.24
28. Hector Zapata, Oral Roberts	Sr.	19	99	5.21
29. Ryan Carr, Hartford	So.	22	114	5.18
30. Jorge Gonzalez, North Carolina St.	Fr.	20	103	5.15

Division I Team Leaders

Scoring Offense

Team	Games	Goals	Avg.
1. Coastal Caro.	23	72	3.13
2. Cal St. Northridge	20	58	2.90
3. Fla. Atlantic	21	55	2.62
4. UCLA	23	55	2.39
5. Tulsa	21	50	2.38
6. Virginia Tech	22	52	2.36
7. Air Force	20	47	2.35
8. Old Dominion	20	46	2.30
9. Florida Int'l	22	50	2.27
Va. Commonwealth	22	50	2.27
11. Wake Forest	20	45	2.25
Col. of Charleston	20	45	2.25
13. Birmingham-So.	21	47	2.24
14. Michigan	22	49	2.23
15. Wis.-Milwaukee	23	50	2.17
16. St. Peter's	25	53	2.12
17. Western Ill.	19	40	2.11
18. Duquesne	19	39	2.05
William & Mary	19	39	2.05
Oral Roberts	19	39	2.05
21. Oregon St.	20	41	2.05
Winthrop	20	41	2.05
23. Maryland	24	49	2.04
24. UC Santa Barb.	22	44	2.00
Gardner-Webb	19	38	2.00
26. San Jose St.	21	41	1.95
Western Mich.	21	41	1.95
28. UNC Greensboro	20	39	1.95
Western Ky.	20	39	1.95
30. Drake	19	37	1.95
Duke	19	37	1.95

Shutout Percentage

Team	Games	Shutouts	Pct.
1. Binghamton	22	16	0.73
2. UCLA	23	16	0.70
3. Coastal Caro.	23	14	0.61
4. Akron	22	13	0.59
5. Notre Dame	23	13	0.57
6. Oneonta St.	18	10	0.56
7. Old Dominion	20	11	0.55
8. Long Island	19	10	0.53
9. Hartwick	18	9	0.50
Col. of Charleston	20	10	0.50
North Carolina	20	10	0.50
Maryland	24	12	0.50
Lehigh	20	10	0.50
Temple	22	11	0.50
15. George Mason	23	11	0.48
16. Kentucky	21	10	0.48
17. Boston College	17	8	0.47
Brown	17	8	0.47
19. Santa Clara	24	11	0.46
20. Va. Commonwealth	22	10	0.45
21. Bucknell	20	9	0.45
San Diego	20	9	0.45
Western Ky.	20	9	0.45
UNC Wilmington	20	9	0.45
25. Central Conn. St.	18	8	0.44
Michigan St.	18	8	0.44
UMBC	18	8	0.44
South Carolina	18	8	0.44

Team	Games	Shutouts	Pct.
29. Indiana	25	11	0.44
30. Davidson	23	10	0.43
Wis.-Milwaukee	23	10	0.43

Goals-Against Average

Team	Games	Min.	Goals	GA Avg.
1. Binghamton	22	2,125	9	0.38
2. UCLA	23	2,090	12	0.52
3. Maryland	24	2,180	14	0.58
4. Akron	22	2,018	13	0.58
5. Indiana	25	2,409	17	0.64
6. Lehigh	20	1,974	14	0.64
7. Notre Dame	23	2,193	16	0.66
8. Oneonta St.	18	1,750	13	0.67
9. Kentucky	21	1,978	15	0.68
10. Long Island	19	1,826	14	0.69
11. Coastal Caro.	23	2,081	16	0.69
12. Old Dominion	20	1,820	14	0.69
13. Santa Clara	24	2,284	18	0.71
14. Duquesne	19	1,770	14	0.71
15. Hartwick	18	1,643	13	0.71
16. Central Conn. St.	18	1,709	14	0.74
17. North Carolina	20	1,921	16	0.75
18. Boston College	17	1,647	14	0.76
19. Creighton	22	2,096	18	0.77
20. Fairleigh Dickinson	20	1,855	16	0.78
21. Cincinnati	20	1,946	17	0.79
22. Temple	22	2,038	18	0.79
23. Wake Forest	20	1,800	16	0.80
24. San Diego	20	1,908	17	0.80
25. Oakland	22	2,126	19	0.80
26. Col. of Charleston	20	1,873	17	0.82
27. Columbia	17	1,630	15	0.83
28. Davidson	23	2,123	20	0.85
29. Washington	20	1,847	18	0.88
30. Richmond	20	1,920	19	0.89

Winning Percentage

Team	Won	Lost	Tied	Pct.
1. UCLA	20	2	1	0.891
2. Coastal Caro.	20	3	0	0.870
3. Hartwick	15	2	1	0.861
4. Maryland	20	3	1	0.854
5. Notre Dame	16	3	4	0.783



Maryland Sports Information

Maryland, with assistance from all-American midfielder Scott Buete, finished fourth in Division I in winning percentage at .854.

Team	Won	Lost	Tied	Pct.
6. Indiana	17	3	5	0.780
7. Cal St. Northridge	14	3	3	0.775
Old Dominion	15	4	1	0.775
9. Va. Commonwealth	17	5	0	0.773
10. Duquesne	13	3	3	0.763
11. St. Peter's	18	5	2	0.760
12. UC Santa Barb.	16	5	1	0.750
St. Louis	15	4	3	0.750
Wake Forest	15	5	0	0.750
Santa Clara	16	4	4	0.750
16. Akron	15	5	2	0.727
17. Fairleigh Dickinson	14	5	1	0.725
Col. of Charleston	13	4	3	0.725
19. Central Conn. St.	11	3	4	0.722
Oneonta St.	10	2	6	0.722
21. Wis.-Milwaukee	16	6	1	0.717
22. St. John's (N.Y.)	17	6	3	0.712
23. Binghamton	12	3	7	0.705
Florida Int'l	14	5	3	0.705
Virginia Tech	14	5	3	0.705
26. North Carolina	12	4	4	0.700
San Diego	12	4	4	0.700
Washington	13	5	2	0.700
29. Davidson	15	6	2	0.696
30. UMBC	10	3	5	0.694

Division II Individual Leaders

Points Per Game

Player, Team	CL	Games	Goals	Asst.	Pts.	Avg.
1. Robert Dawson, Wingate	So.	18	24	6	54	3.00
2. Drew Steeh, Northwood	Sr.	16	18	11	47	2.94
3. Ricky Charles, S.C.-Spartanburg	Sr.	18	18	16	52	2.89
4. Oliver Carias, Queens (N.C.)	Jr.	17	16	14	46	2.71
Luke Ibbetson, Lander	Fr.	17	20	6	46	2.71
6. Paul Hopkins, Tusculum	Jr.	18	20	5	45	2.50
7. Ronald Mugabi, Tiffin	Sr.	22	24	6	54	2.45
8. Preben Ringerike, S.C.-Spartanburg	Sr.	18	18	8	44	2.44
9. Jorge Chapoy, East Stroudsburg	Fr.	23	24	8	56	2.43
10. Liam Slack, S.C.-Spartanburg	Fr.	18	17	9	43	2.39
11. Timothy Hamill, Holy Family	Sr.	16	10	17	37	2.31
12. Olivier Océan, Southern Conn. St.	Sr.	21	21	6	48	2.29
13. Matt DeMartini, Tusculum	Sr.	18	16	8	40	2.22
14. Chiddy Mgbor, Lander	So.	17	14	9	37	2.18
15. Lance Snodgrass, Regis (Colo.)	Sr.	20	15	13	43	2.15
16. Mike Blythe, Mercyhurst	Jr.	19	16	8	40	2.11
17. Jason McCloskey, Goldey-Beacom	Sr.	22	20	6	46	2.09
18. Mariano Ilari, Christian Bros.	So.	15	13	5	31	2.07
19. Felipe Lawall, West Fla.	Fr.	16	14	5	33	2.06
20. Ben Faris, Harding	So.	17	16	3	35	2.06
21. Lars Bakker, Franklin Pierce	So.	18	16	5	37	2.06
22. Robert Alexander, Saginaw Valley	Fr.	15	14	2	30	2.00
Mike Lupton, Barry	Jr.	20	15	10	40	2.00
Jason Paige, Mass.-Lowell	Jr.	22	18	8	44	2.00
25. Sergio Salinas, Northeastern St.	Fr.	20	16	7	39	1.95
26. Christoph Schiessl, UNC Pembroke	So.	19	14	9	37	1.95
27. Ryan Coates, Mo.-Rolla	Sr.	18	15	5	35	1.94
Matt Porta, Wheeling Jesuit	Fr.	18	16	3	35	1.94
29. Victor Duncan, North Fla.	So.	17	14	4	32	1.88
30. Derek Knapp, Presbyterian	Sr.	16	13	4	30	1.88

Goals Per Game

Player, Team	CL	Games	Goals	Avg
1. Robert Dawson, Wingate	So.	18	24	1.33
2. Luke Ibbetson, Lander	Fr.	17	20	1.18
3. Drew Steeh, Northwood	Sr.	16	18	1.13
4. Paul Hopkins, Tusculum	Jr.	18	20	1.11
5. Ronald Mugabi, Tiffin	Sr.	22	24	1.09
6. Jorge Chapoy, East Stroudsburg	Fr.	23	24	1.04
7. Ricky Charles, S.C.-Spartanburg	Sr.	18	18	1.00
Olivier Océan, Southern Conn. St.	Sr.	21	21	1.00
Preben Ringerike, S.C.-Spartanburg	Sr.	18	18	1.00
10. Liam Slack, S.C.-Spartanburg	Fr.	18	17	0.94
11. Oliver Carias, Queens (N.C.)	Jr.	17	16	0.94
Ben Faris, Harding	So.	17	16	0.94
13. Robert Alexander, Saginaw Valley	Fr.	15	14	0.93

Player, Team	CL	Games	Goals	Avg
14. Jason McCloskey, Goldey-Beacom	Sr.	22	20	0.91
15. Lars Bakker, Franklin Pierce	So.	18	16	0.89
Matt DeMartini, Tusculum	Sr.	18	16	0.89
Matt Porta, Wheeling Jesuit	Fr.	18	16	0.89
18. Felipe Lawall, West Fla.	Fr.	16	14	0.88
19. Mariano Ilari, Christian Bros.	So.	15	13	0.87
20. Andrew Hirst, Lynn	Sr.	22	19	0.86
21. Kyle Clancy, Dominican (N.Y.)	So.	20	17	0.85
Ohad Ron, Incarnate Word	Fr.	20	17	0.85
23. Mike Blythe, Mercyhurst	Jr.	19	16	0.84
Ryan Shaw, UC Davis	Jr.	19	16	0.84
25. Ryan Coates, Mo.-Rolla	Sr.	18	15	0.83
26. Victor Duncan, North Fla.	So.	17	14	0.82
Chiddy Mgbor, Lander	So.	17	14	0.82
28. Jason Paige, Mass.-Lowell	Jr.	22	18	0.82
29. Derek Knapp, Presbyterian	Sr.	16	13	0.81
30. Sergio Salinas, Northeastern St.	Fr.	20	16	0.80
Hans Schubert, Alderson-Broadus	Jr.	15	12	0.80

Assists Per Game

Player, Team	CL	Games	Assists	Avg.
1. Timothy Hamill, Holy Family	Sr.	16	17	1.06
2. Sascha Gorres, UNC Pembroke	So.	19	19	1.00
Carolos Lozano, Lander	Fr.	17	17	1.00
4. Ricky Charles, S.C.-Spartanburg	Sr.	18	16	0.89
5. John-Michael Waite, Northeastern St.	So.	18	15	0.83
6. Oliver Carias, Queens (N.C.)	Jr.	17	14	0.82
7. Gary Lynch, S.C.-Spartanburg	Jr.	18	14	0.78
8. Avi Scabini, Barry	Sr.	23	16	0.70
9. Drew Steeh, Northwood	Sr.	16	11	0.69
10. Jonathan Bornstein, Cal Poly Pomona	So.	18	12	0.67
Jake Deininger, Shippensburg	Jr.	18	12	0.67
12. Matt DiGiacobbe, Goldey-Beacom	Jr.	23	15	0.65
13. Lance Snodgrass, Regis (Colo.)	Sr.	20	13	0.65
14. Victor Guerrero, Cal St. Dom. Hills	Sr.	22	14	0.64
15. Mike Savastra, Southern N.H.	Jr.	16	10	0.63
16. Wesley Gayle, East Stroudsburg	So.	21	13	0.62
17. Daniell Robertson, Rollins	So.	20	12	0.60
18. John King, East Stroudsburg	Jr.	22	13	0.59
19. Dino Dozagic, West Va. Wesleyan	Jr.	17	10	0.59
20. Matthew Parry, Nova Southeastern	So.	18	10	0.56
21. Chiddy Mgbor, Lander	So.	17	9	0.53
Shamir Vieira, S.C.-Spartanburg	Sr.	17	9	0.53
Chris Weber, Holy Family	Sr.	17	9	0.53
24. Mark Jansen, Franklin Pierce	Jr.	19	10	0.53
25. Mark Melling, Lynn	Sr.	23	12	0.52
26. Matt Anderson, Shippensburg	Sr.	18	9	0.50
Leon Brown, Wheeling Jesuit	Sr.	20	10	0.50
Atsuhiko Chikuhama, Wis.-Parkside	So.	14	7	0.50
Eamonn Dooley, Tiffin	So.	22	11	0.50
Mike Lupton, Barry	Jr.	20	10	0.50
Diogo Silvy, Lincoln Memorial	Fr.	18	9	0.50
Liam Slack, S.C.-Spartanburg	Fr.	18	9	0.50
Sher Yang, Wis.-Parkside	So.	18	9	0.50

Goals-Against Average

Player, Team	CL	Games	Mins.	Goals	GA Avg.
1. Nate Gibson, Truman	Fr.	18	1,630	8	0.442
2. Paulo DeOliveira, Southern Conn. St.	Jr.	15	1,313	8	0.548
3. Brian Hilton, Southampton	Sr.	12	1,039	8	0.693
4. Chris Regan, Wheeling Jesuit	Jr.	20	1,759	14	0.716
5. Marty Ruberry, Mercyhurst	Jr.	18	1,604	14	0.786
6. Bret Richardson, SIU Edwardsville	Sr.	21	1,826	16	0.788
7. Bruce Mattern, Queens (N.C.)	Jr.	17	1,244	11	0.796
8. Javier Barragan, Cal St. Dom. Hills	Sr.	21	1,879	17	0.814
9. Bill Sterner, East Stroudsburg	So.	23	1,875	17	0.816
10. Matt Burke, NYIT	Sr.	18	1,538	14	0.819
11. Matt Bergantzel, Nova Southeastern	Jr.	18	1,608	15	0.840
12. Alex Hall, UNC Pembroke	Sr.	18	1,578	15	0.855
13. Jordan Gustman, Lewis	Jr.	19	1,683	16	0.856
14. Bobby Ritter, Mass.-Lowell	So.	19	1,666	16	0.864
15. David Stockton, Midwestern St.	Jr.	19	1,662	16	0.866
16. Tim Mann, Le Moyne	Jr.	12	1,033	10	0.871
17. Joey Alessi, Wis.-Parkside	Sr.	18	1,642	16	0.877
18. Morten Larsen, Dowling	Fr.	17	1,620	16	0.889
19. Paul Hart, West Tex. A&M	Sr.	18	1,761	18	0.920
20. Calvin Dixon, Lees-McRae	Jr.	16	1,347	14	0.935
21. Liam Bull, Lynn	Fr.	13	1,057	11	0.936
22. Jay Mason, Incarnate Word	Sr.	19	1,631	17	0.938
23. Matt Parsons, Bentley	Sr.	19	1,613	17	0.949

Player, Team	CL	Games	Mins.	Goals	GA Avg.
24. Robert Morong, St. Anselm.....Sr.	Sr.	17	1,601	17	0.956
25. Adam Woznicki, Central Ark.....Sr.	Sr.	13	939	10	0.958
26. Javier Decima, Bridgeport.....Fr.	Fr.	16	1,308	14	0.963
27. Janiel Simon, S.C.-Spartanburg.....Jr.	Jr.	15	1,213	13	0.965
28. Mike Simone, Southern N.H.....Sr.	Sr.	15	1,387	15	0.973
29. Dominik Jakubek, Cal St. Chico.....Jr.	Jr.	27	2,453	27	0.991
30. Ryan Schlegel, Millersville.....Jr.	Jr.	19	1,591	18	1.019

Saves Per Game

Player, Team	CL	Games	Saves	Avg.
1. Sean McEnery, St. Thomas Aquinas.....Fr.	Fr.	16	125	7.81
2. Josh Cole, Assumption.....Sr.	Sr.	18	139	7.72
Ben Royce, Davis & Elkins.....So.	So.	18	139	7.72
4. Adrian Thomas, Saginaw Valley.....Fr.	Fr.	15	109	7.27
5. Peter Calabrese, S.C.-Aiken.....Sr.	Sr.	11	77	7.00
6. Charles Curren, Ashland.....So.	So.	18	124	6.89
7. Tyler Dollins, Ouachita Baptist.....So.	So.	16	109	6.81
Bob McComsey, Shippensburg.....Sr.	Sr.	16	109	6.81
9. Marc Huesing, Ky. Wesleyan.....Fr.	Fr.	15	100	6.67
10. Michael Stratford, Limestone.....Jr.	Jr.	16	105	6.56
11. Campbell McLaurin, Mo.-St. Louis.....Sr.	Sr.	20	131	6.55
12. Raven Keet, Montevallo.....So.	So.	15	97	6.47
13. Paul Hart, West Tex. A&M.....Sr.	Sr.	18	112	6.22
14. Andy Morteck, Tiffin.....So.	So.	21	130	6.19
15. Kyle Grim, Bloomsburg.....So.	So.	19	116	6.11
16. Scotty McNabb, St. Edward's.....So.	So.	19	114	6.00
17. Sean O'Connor, Belmont Abbey.....So.	So.	21	125	5.95
18. Matt Kennedy, Barton.....Jr.	Jr.	19	113	5.95
19. Jack Ward, Anderson (S.C.).....So.	So.	16	95	5.94
20. Keith Boudreau, Merrimack.....Jr.	Jr.	17	100	5.88
Robert Morong, St. Anselm.....Sr.	Sr.	17	100	5.88
22. Nate Madden, Northern Ky.....Jr.	Jr.	15	88	5.87
23. David Latham, Charleston (W.V.).....Fr.	Fr.	16	91	5.69
24. Gabriel Hall, San Fran. St.....Sr.	Sr.	16	90	5.63
25. Calvin Dixon, Lees-McRae.....Jr.	Jr.	16	89	5.56
26. Hal Tate, St. Andrews.....Fr.	Fr.	20	111	5.55
27. Nick Drye, Pfeiffer.....Jr.	Jr.	17	93	5.47
28. Matt Mitchell, UC-Colo. Spgs.....Fr.	Fr.	15	82	5.47
29. Anthony Handy, St. Michael's.....Sr.	Sr.	17	92	5.41
30. Tim Seibert, Newberry.....Fr.	Fr.	18	97	5.39

Division II Team Leaders

Scoring Offense

Team	Games	Goals	Avg.
1. S.C.-Spartanburg.....	18	83	4.61
2. Northwood.....	16	73	4.56
3. West Fla.....	20	76	3.80
4. Lynn.....	23	86	3.74
5. East Stroudsburg.....	23	85	3.70
6. UNC Pembroke.....	20	72	3.60
7. Lander.....	17	57	3.35
8. Incarnate Word.....	20	66	3.30
9. Queens (N.C.).....	19	62	3.26
10. Wheeling Jesuit.....	20	64	3.20
11. Wingate.....	19	60	3.16
12. Catawba.....	20	62	3.10
13. Mass.-Lowell.....	22	68	3.09
14. Tusculum.....	18	55	3.06
15. Goldey-Beacom.....	23	70	3.04
16. Northeastern St.....	20	60	3.00
17. Barry.....	23	68	2.96
18. Mercyhurst.....	19	55	2.89
19. Tiffin.....	22	63	2.86
20. Dowling.....	21	59	2.81
21. Nova Southeastern.....	19	53	2.79
22. Cal St. Dom. Hills.....	22	61	2.77
23. Truman.....	21	58	2.76
24. Wis.-Parksides.....	18	49	2.72
25. SIU Edwardsville.....	21	54	2.57
26. Christian Bros.....	17	43	2.53
27. Regis (Colo.).....	20	50	2.50
28. Ashland.....	18	44	2.44
Southampton.....	18	44	2.44
30. Presbyterian.....	17	41	2.41

Goals-Against Average

Team	Games	Min.	Goals	GA Avg.
1. Truman.....	21	1,900	8	0.38
2. Wheeling Jesuit.....	20	1,869	14	0.67
3. Southern Conn. St.....	21	1,950	16	0.74
4. East Stroudsburg.....	23	2,057	17	0.74
5. Southampton.....	18	1,664	14	0.76
6. UNC Pembroke.....	20	1,864	16	0.77
7. Cal St. Dom. Hills.....	22	2,020	18	0.80
8. Bentley.....	20	1,925	18	0.84
9. SIU Edwardsville.....	21	1,916	18	0.85
10. Dowling.....	21	1,890	18	0.86
11. S.C.-Spartanburg.....	18	1,663	16	0.87
12. Lewis.....	19	1,750	17	0.87
13. Wis.-Parksides.....	18	1,642	16	0.88
14. Bridgeport.....	18	1,699	17	0.90
15. Lynn.....	23	2,092	21	0.90
16. Midwestern St.....	22	1,981	20	0.91
17. Nova Southeastern.....	19	1,777	18	0.91
18. West Tex. A&M.....	18	1,768	18	0.92
19. Mass.-Lowell.....	22	2,046	21	0.92
20. Incarnate Word.....	20	1,833	19	0.93
21. Millersville.....	19	1,711	18	0.95
22. Mercyhurst.....	19	1,739	19	0.98
23. Lees-McRae.....	21	1,908	21	0.99
24. Cal St. Chico.....	27	2,453	27	0.99
25. Bellarmine.....	19	1,800	20	1.00
Queens (N.C.).....	19	1,350	15	1.00
27. NYIT.....	19	1,783	20	1.01
28. Quincy.....	20	1,841	21	1.03
29. Southern N.H.....	18	1,722	20	1.05
30. Metro St.....	22	2,033	24	1.06

Shutout Percentage

Team	Games	Shutouts	Pct.
1. Truman.....	21	16	0.76
2. Bentley.....	20	11	0.55
3. Mercyhurst.....	19	10	0.53
4. SIU Edwardsville.....	21	11	0.52
5. Cal St. Dom. Hills.....	22	11	0.50
Wheeling Jesuit.....	20	10	0.50
Midwestern St.....	22	11	0.50
8. East Stroudsburg.....	23	11	0.48
9. Southern Conn. St.....	21	10	0.48
Dowling.....	21	10	0.48
11. Millersville.....	19	9	0.47
12. Bridgeport.....	18	8	0.44
Southampton.....	18	8	0.44
14. Bellarmine.....	19	8	0.42
UC Davis.....	19	8	0.42
NYIT.....	19	8	0.42
17. Presbyterian.....	17	7	0.41
Seattle.....	17	7	0.41
19. Mass.-Lowell.....	22	9	0.41
20. Cal St. Chico.....	27	11	0.41
21. UNC Pembroke.....	20	8	0.40
Northeastern St.....	20	8	0.40
23. Cal St. Bakersfield.....	18	7	0.39
West Tex. A&M.....	18	7	0.39
Shippensburg.....	18	7	0.39
Wis.-Parksides.....	18	7	0.39
27. Lees-McRae.....	21	8	0.38
28. Franklin Pierce.....	19	7	0.37
Nova Southeastern.....	19	7	0.37
Kutztown.....	19	7	0.37
Barton.....	19	7	0.37

Winning Percentage

Team	Won	Lost	Tied	Pct.
1. Lynn.....	22	0	1	0.978
2. Truman.....	20	1	0	0.952
3. UNC Pembroke.....	17	1	2	0.900
4. S.C.-Spartanburg.....	15	1	2	0.889
5. Incarnate Word.....	16	2	2	0.850
6. East Stroudsburg.....	19	3	1	0.848
7. Southern Conn. St.....	17	3	1	0.833
8. Wheeling Jesuit.....	15	2	3	0.825
9. Cal St. Dom. Hills.....	17	3	2	0.818
10. Mercyhurst.....	15	3	1	0.816

Team	Won	Lost	Tied	Pct.
Queens (N.C.)	15	3	1	0.816
12. Cal St. Chico	21	5	1	0.796
13. NYIT	14	3	2	0.789
14. SIU Edwardsville	16	4	1	0.786
Dowling	15	3	2	0.786
16. Southampton	13	3	3	0.778
17. Rollins	14	3	3	0.775
18. Midwestern St.	17	5	0	0.773
Tiffin	16	4	2	0.773
20. Tusculum	13	4	1	0.750
21. Mass.-Lowell	15	5	2	0.727
22. Catawba	14	5	1	0.725
West Fla.	14	5	1	0.725
24. Ashland	12	4	2	0.722
Bridgeport	12	4	2	0.722
26. Barry	15	5	3	0.717
27. Lees-McRae	15	6	0	0.714
28. Nova Southeastern	12	4	3	0.711
29. Lewis	12	5	2	0.684
Millersville	13	6	0	0.684

Division III Individual Leaders

Points Per Game

Player, Team	CL	Games	Goals	Asst.	Pts.	Avg.
1. Cory Cwiklinski, Medaille	Fr.	19	24	17	65	3.42
2. Stewart Wagner, Bard	Fr.	19	25	10	60	3.16
3. Mike Figliola, Plattsburgh St.	So.	19	25	6	56	2.95
4. Jeff Kocher, Lycoming	So.	20	21	16	58	2.90
Tim Trava, St. Joseph's (L.I.)	Sr.	20	24	10	58	2.90
6. Dave Niederholtmeyer, Dominican (Ill.)	So.	24	26	15	67	2.79
7. Luke Laroche, Castleton St.	Sr.	21	22	13	57	2.71
8. Kyle Teixeira, Rhode Island Col.	So.	20	24	6	54	2.70
9. Erik Elizondo, Dominican (Ill.)	Jr.	24	21	21	63	2.63
10. Adam Zeleznick, Pitt.-Greensburg	So.	22	26	4	56	2.55
11. Scott Vieira, Manhattanville	So.	19	21	6	48	2.53
12. Aldis Butler, Vassar	Jr.	14	15	5	35	2.50
Derek Kasten, Wis.-Oshkosh	Sr.	22	20	15	55	2.50
Matt Smith, Gordon	So.	22	20	15	55	2.50
Chad Tarabolous, Johns Hopkins	Sr.	22	24	7	55	2.50
16. Chikwe Azinge, Old Westbury	Sr.	17	19	4	42	2.47
17. Adam Acosta, Redlands	Jr.	21	21	9	51	2.43
Khari Stephenson, Williams	Sr.	14	15	4	34	2.43
19. Shaun Mazerall, Emerson	Sr.	19	18	10	46	2.42
20. Nick Herdlein, Medaille	Sr.	19	14	17	45	2.37
21. Chris Quinn, Trinity (Tex.)	Jr.	24	25	6	56	2.33
22. Josh Ottinger, Stevens Institute	Jr.	23	21	11	53	2.30
23. David Benedict, Wilmington (Ohio)	So.	18	18	4	40	2.22
24. Tim Imafidon, Guilford	Sr.	17	15	7	37	2.18
25. Nick Houdek, Kalamazoo	So.	19	16	9	41	2.16
26. Kelvin Murray, Va. Wesleyan	So.	21	15	15	45	2.14
27. Colin Nolan, Augustana (Ill.)	So.	17	15	6	36	2.12
28. Keith Widing, Muskingum	Sr.	19	18	4	40	2.11
29. Nathan Miller, Baptist Bible (Pa.)	Jr.	21	17	10	44	2.10
30. Justin Risma, Wheaton (Ill.)	So.	22	21	4	46	2.09

Goals Per Game

Player, Team	CL	Games	Goals	Avg
1. Mike Figliola, Plattsburgh St.	So.	19	25	1.32
Stewart Wagner, Bard	Fr.	19	25	1.32
3. Cory Cwiklinski, Medaille	Fr.	19	24	1.26
4. Kyle Teixeira, Rhode Island Col.	So.	20	24	1.20
Tim Trava, St. Joseph's (L.I.)	Sr.	20	24	1.20
6. Adam Zeleznick, Pitt.-Greensburg	So.	22	26	1.18
7. Chikwe Azinge, Old Westbury	Sr.	17	19	1.12
8. Scott Vieira, Manhattanville	So.	19	21	1.11
9. Chad Tarabolous, Johns Hopkins	Sr.	22	24	1.09
10. Dave Niederholtmeyer, Dominican (Ill.)	So.	24	26	1.08
11. Aldis Butler, Vassar	Jr.	14	15	1.07
Khari Stephenson, Williams	Sr.	14	15	1.07
13. Jeff Kocher, Lycoming	So.	20	21	1.05
14. Luke Laroche, Castleton St.	Sr.	21	22	1.05
15. Chris Quinn, Trinity (Tex.)	Jr.	24	25	1.04
16. Adam Acosta, Redlands	Jr.	21	21	1.00
David Benedict, Wilmington (Ohio)	So.	18	18	1.00
18. Justin Risma, Wheaton (Ill.)	So.	22	21	0.95

Player, Team	CL	Games	Goals	Avg
19. Shaun Mazerall, Emerson	Sr.	19	18	0.95
Jason Shambo, Concordia (Ill.)	Sr.	19	18	0.95
Keith Widing, Muskingum	Sr.	19	18	0.95
22. Josh Ottinger, Stevens Institute	Jr.	23	21	0.91
23. Derek Kasten, Wis.-Oshkosh	Sr.	22	20	0.91
Matt Smith, Gordon	So.	22	20	0.91
25. David Garcia, Penn St.-Altoona	Fr.	19	17	0.89
Scott Kress, Lakeland	Fr.	19	17	0.89
Tyler Niemack, Puget Sound	Jr.	19	17	0.89
28. Stephen Carpenter, Austin	Fr.	18	16	0.89
Ben Maxwell, Greensboro	Jr.	18	16	0.89
Brian Miller, Buffalo St.	Jr.	18	16	0.89
Matt Regan, Maryville (Mo.)	So.	18	16	0.89

Assists Per Game

Player, Team	CL	Games	Assists	Avg.
1. Karl Dix, Emory	So.	20	18	0.90
2. Cory Cwiklinski, Medaille	Fr.	19	17	0.89
Nick Herdlein, Medaille	Sr.	19	17	0.89
4. Erik Elizondo, Dominican (Ill.)	Jr.	24	21	0.88
5. Adam Winters, St. Norbert	Sr.	19	16	0.84
Charles Woods, Medaille	Sr.	19	16	0.84
7. Jeff Kocher, Lycoming	So.	20	16	0.80
8. Alun Oliver, St. Mary's (Md.)	Sr.	17	13	0.76
9. Barry Finnerty, Wheaton (Mass.)	Jr.	24	18	0.75
Isaac Lee, North Park	Fr.	16	12	0.75
11. Tommy Becker, Ripon	Jr.	15	11	0.73
12. Dave Tintera, Pitt.-Greensburg	Jr.	22	16	0.73
13. Jay Pettit, Pacific Lutheran	Jr.	18	13	0.72
14. Kelvin Murray, Va. Wesleyan	So.	21	15	0.71
15. Derek Kasten, Wis.-Oshkosh	Sr.	22	15	0.68
Matt Smith, Gordon	So.	22	15	0.68
17. Andrew Baumann, Maryville (Tenn.)	So.	18	12	0.67
Alex Marsden, Sewanee	Fr.	18	12	0.67
Leo Ocampo, Rivier	Jr.	15	10	0.67
Felipe Samaniego, Dominican (Ill.)	Sr.	24	16	0.67
Noel Watson, Medgar Evers	So.	15	10	0.67
22. Joey Kelly, Dubuque	So.	14	9	0.64
23. Justin Innocent, Pitt.-Greensburg	So.	22	14	0.64
24. Casey Banks, Keene St.	Jr.	24	15	0.63
Dave Niederholtmeyer, Dominican (Ill.)	So.	24	15	0.63
26. Luke Laroche, Castleton St.	Sr.	21	13	0.62
27. Andy Witcger, St. John's (Minn.)	Jr.	18	11	0.61
28. Ryan Martin, Ohio Wesleyan	Jr.	20	12	0.60
29. Jacob Huber, Redlands	Jr.	17	10	0.59
Brian Moreira, St. Joseph's (L.I.)	Sr.	17	10	0.59

Goals-Against Average

Player, Team	CL	Games	Mins.	Goals	GA Avg.
1. Andy Moulton, Gust. Adolphus	So.	14	1,318	3	0.205
2. Peter Boyer, Drew	Sr.	23	2,099	6	0.257
3. David Thomas, Carnegie Mellon	Jr.	16	1,323	5	0.340
4. Geoff Raives, Redlands	Sr.	20	1,637	7	0.385
5. Jonathan Maendel, Dominican (Ill.)	Jr.	24	2,074	9	0.391



Emory's Karl Dix led Division III in Assists Per Game with an 0.90 average.

Player, Team	CL	Games	Mins.	Goals	GA Avg.
6. Ryan Dineen, Wis.-Oshkosh.....	Jr.	21	1,841	8	0.391
7. Josh Rosenblum, Trinity (Tex.).....	Sr.	24	1,107	5	0.406
8. Sean Trask, Cortland St.....	So.	14	1,085	5	0.415
9. Ted Meyer, Ithaca.....	Jr.	14	1,214	6	0.445
10. Dustin Shambach, Messiah.....	Fr.	19	1,575	8	0.457
11. Mark Pataky, Western Conn. St.....	Sr.	23	2,158	11	0.459
12. Jason Cranford, Salisbury.....	So.	22	1,921	10	0.468
13. Jordan James, St. Lawrence.....	Sr.	19	1,725	9	0.470
14. Dan Chamberlain, UC Santa Cruz.....	Sr.	23	1,701	9	0.476
15. Michael Bonacuso, New York U.....	Sr.	12	940	5	0.479
16. Gary Kane Jr., Johns Hopkins.....	Jr.	22	1,829	10	0.492
17. Chuck Woodcock, Fontbonne.....	Jr.	17	1,509	9	0.537
18. Mitch Donar, Endicott.....	Fr.	15	1,450	9	0.559
19. Joe Anstine, Ohio Wesleyan.....	Sr.	20	1,389	9	0.583
20. Mike Ciattei, Elizabethtown.....	Sr.	18	1,496	10	0.602
21. Patrick Jagodzinski, Ramapo.....	Fr.	16	1,335	9	0.607
22. Kevin Deegan, Roger Williams.....	Fr.	21	1,745	12	0.619
23. Brad Wilby, Plymouth St.....	Sr.	19	1,704	12	0.634
24. Tim Koehn, East. Mennonite.....	So.	16	1,552	11	0.638
25. Peter Hassler, Gordon.....	So.	22	2,090	15	0.646
26. Nick Carlin-Voigt, Kalamazoo.....	Sr.	20	1,779	13	0.658
27. Sean Stevenson, Stevens Institute.....	Sr.	22	1,772	13	0.660
28. Phil Haines, Linfield.....	Sr.	17	1,342	10	0.671
29. Kevin Bostock, Whitworth.....	Fr.	17	1,048	8	0.687
30. Mike Mitchell, St. Mary's (Md.).....	Jr.	11	1,025	8	0.703

Saves Per Game

Player, Team	CL	Games	Saves	Avg.
1. Rich Wieand, D'Youville.....	So.	14	192	13.71
2. Dan Darden, Concordia-Austin.....	Fr.	10	124	12.40
3. Matt Mason, St. Joseph's (L.I.).....	Sr.	20	234	11.70
4. Jeff Vogel, Upper Iowa.....	So.	15	166	11.07
5. Doug Kreiner, Northland.....	Sr.	20	217	10.85
6. Dan Campagna, Emmanuel (Mass.).....	Fr.	13	138	10.62
7. Steve Runyon, Southern Vt.....	Fr.	17	173	10.18
8. Marc Gaylor, Hilbert.....	Sr.	17	170	10.00
9. Justin Fee, Waynesburg.....	Sr.	21	208	9.90
10. Todd Sharbaugh, Marywood.....	So.	15	146	9.73
11. John Moore, Franklin.....	So.	16	150	9.38
Tony Yancy, Mississippi Col.....	Fr.	16	150	9.38
13. Corey Baird, La Roche.....	So.	17	158	9.29
14. Ryan Wilson, Louisiana Col.....	Jr.	18	166	9.22
15. Ruddley Emerson, Cazenovia.....	Sr.	16	142	8.88
16. Mark Oberkfell, Maryville (Mo.).....	Sr.	16	138	8.63
17. Casey Snyder, Neumann.....	Sr.	18	151	8.39
18. Steven Bishop, New England.....	So.	16	133	8.31
19. Dan Calabrese, Chowan.....	Fr.	14	116	8.29
20. Ricardo Mesquita, Hunter.....	Fr.	15	123	8.20
21. Kris Overby, Concordia-M'head.....	Sr.	17	138	8.12
22. Chris Zirpoli, Delaware Valley.....	So.	19	153	8.05
23. Adam Boucher, Becker.....	So.	18	143	7.94
24. Nathan Long, Austin.....	Jr.	19	149	7.84
25. Jimmy Kalmoatis, Averett.....	So.	16	124	7.75
26. Isaac Gremmer, Caltech.....	Jr.	18	138	7.67
27. Steve Harrell, Gwynedd-Mercy.....	Jr.	17	130	7.65
28. Marko Dugandzic, Marian (Wis.).....	Jr.	18	137	7.61
29. Kelly Brooks, Elmira.....	Jr.	14	106	7.57
30. Drew Baker, Carthage.....	Jr.	17	128	7.53
Conor Smith, Mt. St. Mary (N.Y.).....	Fr.	17	128	7.53

Division III Team Leaders

Scoring Offense

Team	Games	Goals	Avg.
1. Redlands.....	21	92	4.38
2. Trinity (Tex.).....	24	105	4.38
3. UC Santa Cruz.....	23	93	4.04
4. Stevens Institute.....	23	91	3.96
5. Maryville (Tenn.).....	19	72	3.79
6. Pitt.-Greensburg.....	22	83	3.77
7. Loras.....	21	79	3.76
8. Medaille.....	19	71	3.74
9. Lycoming.....	20	72	3.60
10. Dominican (Ill.).....	24	86	3.58
11. Williams.....	17	60	3.53
12. Wheaton (Ill.).....	21	72	3.43
13. Keene St.....	24	81	3.38

Team	Games	Goals	Avg.
14. Bard.....	19	64	3.37
15. Pomona-Pitzer.....	19	63	3.32
16. Plattsburgh St.....	20	66	3.30
Wartburg.....	20	66	3.30
18. Rowan.....	25	82	3.28
19. St. Norbert.....	19	60	3.16
20. St. Joseph's (L.I.).....	21	66	3.14
21. Messiah.....	23	72	3.13
22. Emory.....	20	60	3.00
Vassar.....	15	45	3.00
24. Manhattanville.....	21	62	2.95
25. Penn St.-Altoona.....	19	56	2.95
26. Albertus Magnus.....	20	58	2.90
27. Carnegie Mellon.....	17	49	2.88
28. Simpson.....	21	60	2.86
Va. Wesleyan.....	21	60	2.86
30. Martin Luther.....	20	57	2.85

Team Goals-Against Average

Team	Games	Min.	Goals	GA Avg.
1. Drew.....	25	2,314	6	0.23
2. Gust. Adolphus.....	22	2,053	6	0.26
3. Trinity (Tex.).....	24	2,178	7	0.29
4. Wis.-Oshkosh.....	22	1,991	8	0.36
5. Redlands.....	21	1,923	8	0.37
6. Carnegie Mellon.....	17	1,355	6	0.40
7. Dominican (Ill.).....	24	2,190	10	0.41
8. Messiah.....	23	2,110	10	0.43
9. UC Santa Cruz.....	23	2,113	11	0.47
10. Salisbury.....	22	2,044	11	0.48
11. St. Lawrence.....	20	1,818	10	0.49
12. Fontbonne.....	20	1,809	10	0.50
13. Ramapo.....	21	1,963	11	0.50
14. Middlebury.....	16	1,482	9	0.55
15. Western Conn. St.....	24	2,278	14	0.55
16. Ithaca.....	17	1,614	10	0.56
17. Johns Hopkins.....	22	2,000	13	0.59
18. Linfield.....	20	1,831	12	0.59
19. Stevens Institute.....	23	2,125	14	0.59
20. Elizabethtown.....	20	1,823	13	0.64
21. Gordon.....	22	2,090	15	0.65
22. Plymouth St.....	19	1,794	13	0.65
23. Wheaton (Ill.).....	21	2,055	15	0.66
24. Eastern.....	20	1,888	14	0.67
25. Hardin-Simmons.....	19	1,731	13	0.68
26. Kalamazoo.....	20	1,860	14	0.68
27. Arcadia.....	20	1,836	14	0.69
28. Wooster.....	18	1,704	13	0.69
29. Muhlenberg.....	23	2,091	16	0.69
30. Hope.....	22	2,084	16	0.69

Shutout Percentage

Team	Games	Shutouts	Pct.
1. Drew.....	25	21	0.84
2. Trinity (Tex.).....	24	19	0.79
3. Gust. Adolphus.....	22	17	0.77
4. Wis.-Oshkosh.....	22	16	0.73
5. Redlands.....	21	15	0.71
6. Messiah.....	23	16	0.70
7. Elizabethtown.....	20	13	0.65
St. Lawrence.....	20	13	0.65
9. Salisbury.....	22	14	0.64
10. Middlebury.....	16	10	0.63
Dominican (Ill.).....	24	15	0.63
12. Ramapo.....	21	13	0.62
13. UC Santa Cruz.....	23	14	0.61
14. Vassar.....	15	9	0.60
Fontbonne.....	20	12	0.60
Linfield.....	20	12	0.60
Eastern.....	20	12	0.60
18. Carnegie Mellon.....	17	10	0.59
19. Hardin-Simmons.....	19	11	0.58
Plymouth St.....	19	11	0.58
Misericordia.....	19	11	0.58
New York U.....	19	11	0.58
23. Wheaton (Ill.).....	21	12	0.57
24. Allegheny.....	18	10	0.56
Texas Lutheran.....	18	10	0.56

Team	Games	Shutouts	Pct.
26. Western Conn. St.....	24	13	0.54
27. Ithaca	17	9	0.53
28. Puget Sound	19	10	0.53
Endicott.....	19	10	0.53
30. Greensboro.....	21	11	0.52
Va. Wesleyan.....	21	11	0.52

Winning Percentage

Team	Won	Lost	Tied	Pct.
1. Trinity (Tex.).....	24	0	0	1.000
2. Wis.-Oshkosh.....	21	1	0	0.955
3. UC Santa Cruz.....	21	2	0	0.913
4. Carnegie Mellon	15	2	0	0.882
5. Redlands	18	2	1	0.881
6. Stevens Institute	19	2	2	0.870
7. Drew.....	20	2	3	0.860
8. Denison.....	18	3	0	0.857
9. Dominican (Ill.).....	20	3	1	0.854

Team	Won	Lost	Tied	Pct.
10. St. Lawrence	17	3	0	0.850
11. Messiah.....	18	2	3	0.848
12. Gust. Adolphus	16	1	5	0.841
Johns Hopkins	18	3	1	0.841
14. MIT.....	17	3	1	0.833
Roger Williams	19	3	2	0.833
Wheaton (Mass.).....	19	3	2	0.833
17. Elizabethtown	16	3	1	0.825
Fontbonne	14	1	5	0.825
Linfield	16	3	1	0.825
Emory	16	3	1	0.825
21. Williams.....	13	2	2	0.824
22. Loras.....	17	4	0	0.810
Va. Wesleyan	17	4	0	0.810
24. Bowdoin	13	2	3	0.806
25. Ohio Wesleyan.....	17	4	1	0.795
Salisbury	16	3	3	0.795
27. Pomona-Pitzer	15	4	0	0.789
St. Norbert	15	4	0	0.789
Rhodes	15	4	0	0.789
30. Montclair St.	16	3	4	0.783

Men's Coaching Records

All-Division Coaching Records

Winningest Coaches All-Time by Percentage .. 54

Winningest Coaches All-Time by Victories 54

Division I Coaching Records

Winningest Active Coaches by Percentage 55

Winningest Active Coaches by Victories 55

Winningest Coaches All-Time by Percentage .. 56

Winningest Coaches All-Time by Victories 56

Division II Coaching Records

Winningest Active Coaches by Percentage 57

Winningest Active Coaches by Victories 57

Winningest Coaches All-Time by Percentage .. 58

Winningest Coaches All-Time by Victories 58

Division III Coaching Records

Winningest Active Coaches by Percentage 58

Winningest Active Coaches by Victories 59

Winningest Coaches All-Time by Percentage .. 59

Winningest Coaches All-Time by Victories 59



All-Division Coaching Records

Winningest Coaches All-Time

BY PERCENTAGE

(Minimum 10 years as a head coach at an NCAA school; includes all victories as coach at a four-year institution.)

Coach, Team	Yrs.	Won	Lost	Tied	Pct.
1. Gus Donoghue (San Francisco 1946-60).....	15	121	12	14	.871
2. Gene Kenney (Michigan St. 1956-69).....	14	120	13	13	.866
3. *Shaun Pendleton (Charleston (W.V.) 1989-90; Lynn 91-03).....	15	262	37	13	.861
4. Ed (Jock) Stewart (UCLA 1949-66).....	18	194	29	12	.851
5. Jerry Yeagley (Indiana 1973-03).....	31	544	101	45	.821
6. Jay Martin (Ohio Wesleyan 1977-03).....	27	463	94	36	.811
6. Matt Smith (Johns Hopkins 1993-03).....	11	172	36	11	.811
8. Sigi Schmid (UCLA 1980-98).....	19	322	63	33	.810
9. Bill Jeffery (Penn St. 1926-52).....	27	151	25	29	.807
10. Bruce Arena (Virginia 1978-95).....	18	295	59	31	.806
11. *Tom Fitzgerald (Tampa 1987-95; UCLA 02-03).....	11	170	37	15	.800
12. *Arthur Skip Roderick (Elizabethtown 1983-03)	21	361	79	33	.798
12. *Ray Reid (Southern Conn. St. 1989-96; Connecticut 1997-03).....	15	254	55	25	.798
14. *Dan Gilmore (Rowan 1976-03).....	28	456	106	38	.792
15. *Matt Cushing (Wheaton (Mass.) 1994-03) ..	10	158	38	14	.786
16. Harry Keough (St. Louis 1967-82).....	16	213	50	23	.785
16. *Paul McGinlay (Trinity (Tex.) 1991-03).....	13	202	49	17	.785
18. Bob Guelker (St. Louis 1959-66; SIU Edwardsville 67-85).....	27	311	77	26	.783
19. *Tony Tocco (Rockhurst 1970-73; 75-03).....	33	505	129	37	.780
20. *Toby Bares (Wis.-Oshkosh 1984-03).....	20	275	70	25	.777
21. *Greg Hooks (Charleston (W.V.) 1991-94; S.C.-Spartanburg 95-03).....	13	198	52	15	.775



Drew Sports Information

Drew's Lenny Armuth debuts on the all-time winningest coaches list by percentage in a tie for 21st place.

Coach, Team	Yrs.	Won	Lost	Tied	Pct.
21. *Lenny Armuth (Drew 1994-03).....	10	163	43	12	.775
23. I.M. Ibrahim (Clemson 1967-94).....	28	388	102	31	.774
23. *Mike Russo (Williams 1979-03).....	25	298	74	37	.774
24. *Schellas Hyndman (Eastern Ill. 1977-83; Southern Methodist 84-03).....	27	405	105	39	.773
24. Jim Bullington (Loyola (Md.) 1964-79).....	16	178	48	12	.773
26. Doyle Royal (Maryland 1946-73).....	28	217	58	18	.771
27. Glenn Warner (Maryland 1941; Navy 1946-75).....	31	251	65	33	.766
28. *Dennis Currier (Harris-Stowe 1993-00; Incarnate Word 01-03).....	11	162	46	11	.765
29. *John Rootes (Southern N.H. 1988-97; Clayton St. 1998-03).....	16	238	69	19	.759
30. *Joe Bean (Quinnipiac 1962-64; Bridgeport 65-68; Wheaton (Ill.) 69-03).....	42	557	167	55	.750
31. *Sonny Travis (Centre 1986-88; Va. Wesleyan 89-03).....	18	256	76	30	.749
31. John Kurty (Westfield St. 1966-77; 89).....	13	159	49	13	.749
33. *Dave Masur (Montclair St. 1987-90; St. John's (N.Y.) 91-03).....	17	259	74	40	.748
34. Jeff Tipping (Muhlenberg 1986-01).....	16	225	71	21	.743
35. *Bob Durocher (St. Lawrence 1990-03).....	14	164	51	21	.739
36. Stephen Negroesco (San Francisco 1962-00) ..	39	540	172	66	.737
36. John Cunningham (Bethany (W.V.) 1968-00) ..	33	370	123	28	.737
37. Layton Shoemaker (Barrington 1967-92; Messiah 73-96).....	30	369	125	24	.736
37. Steve Klingman (Scranton 1973-94).....	22	324	116	23	.736
39. George Logan (San Diego St. 1968-81).....	14	148	48	17	.735
40. *Michael Parker (Lock Haven 1976-83; UNC Greensboro 84-03).....	28	416	146	22	.731
40. *Tom Martin (Tri-State 1977; West Va. Wesleyan 78-85; James Madison 86-03)....	27	372	124	41	.731
40. Rick Stottler (Florida Tech 1986-99).....	14	190	66	12	.731
43. *Steven Smith (Hope 1990-03).....	14	192	64	22	.730
43. Rich Dell (TCNJ 1982-94).....	13	182	60	23	.730
44. Jim Cole (Campbell 1963-75).....	13	138	49	7	.729
45. *Gary Parsons (Oakland 1981-03).....	23	311	102	46	.728
45. Gerd Lutter (Plymouth St. 1969-91).....	23	259	84	41	.728
47. Stu Parry (Akron 1955-69).....	15	118	43	4	.727
48. *Jerry Sheska (East Stroudsburg 1982-03).....	22	329	117	23	.726
49. Jose Elgorriaga (Fresno St. 1980-90).....	11	170	58	20	.726
50. *Fred Norchi (Queens (N.C.) 1989-03).....	15	181	66	12	.722

*Active coach.

BY VICTORIES

(Minimum 10 years as a head coach at an NCAA school; includes all victories as coach at a four-year institution.)

Coach, Team	Yrs.	Won	Lost	Tied	Pct.
1. *Joe Bean (Quinnipiac 1962-64; Bridgeport 65-68; Wheaton (Ill.) 69-03) ...	42	557	167	55	.750
2. *C. Clifford McCrath (Wheaton (Ill.) 1958; Gordon 60-66; Spring Arbor 67-69; Seattle Pacific 70-03).....	45	550	214	83	.698
3. Jerry Yeagley (Indiana 1973-03).....	31	544	101	45	.821
4. Stephen Negroesco (San Francisco 1962-00)	39	540	172	66	.737
5. *Tony Tocco (Rockhurst 1970-73; 75-03)....	33	505	129	37	.780
6. *Ron Butcher (Wis.-Platteville 1968-69; Keene St. 70-03).....	36	478	195	55	.694
7. *Jay Martin (Ohio Wesleyan 1977-03).....	27	463	94	36	.811
8. *Dan Gilmore (Rowan 1976-03).....	28	456	106	38	.792
9. *Jack Mackenzie (Quincy 1969-03).....	35	436	208	53	.664
10. *Horst Richardson (Colorado Col. 1966-03)	38	428	237	54	.633
11. Joseph Morrone (Middlebury 1958-67; Connecticut 69-96).....	38	417	196	63	.663
12. *Michael Parker (Lock Haven 1976-83; UNC Greensboro 84-03).....	28	416	146	22	.731
13. *Helmut Werner (Randolph-Macon 1962-03)	42	407	238	63	.619
14. *Schellas Hyndman (Eastern Ill. 1977-83; Southern Methodist 84-03).....	27	405	105	39	.773
15. Fred Schmalz (Wyoming 1969-70; Davis & Elkins 1972-78; Evansville 1979-02).....	33	403	196	56	.658
16. Al Albert (William & Mary 1971-03).....	33	401	187	64	.664
17. *John Rennie (Mass.-Dartmouth 1972; Columbia 73-78; Duke 79-03).....	32	395	184	43	.670
18. I.M. Ibrahim (Clemson 1967-94).....	28	388	102	31	.774
19. *Bud Lewis (Wilmington (Ohio) 1975-03)....	29	384	156	36	.698
20. *Tony Ochrimenko (Kean 1976-03).....	28	380	154	33	.699
21. *Tom Martin (Tri-State 1977; West Va. Wesleyan 78-85; James Madison 86-03)....	27	372	124	41	.731
22. Bill Shellenberger (Lynchburg 1954-57, 59-88)	34	371	167	48	.674
23. John Cunningham (Bethany (W.V.) 1968-00) ..	33	370	123	28	.737
24. Layton Shoemaker (Barrington 1967-92; Messiah 73-96).....	30	369	125	24	.736
25. *Mark Berson (Citadel 1977; South Carolina 78-03).....	27	367	134	42	.715
26. *Mike Coven (Brandeis 1973-03).....	31	364	182	33	.657
27. *Arthur Skip Roderick (Elizabethtown 1983-03)	21	361	79	33	.798
28. *Hardy Fuchs (Kalamazoo 1971-03).....	33	357	141	38	.701

Winningest Coaches All-Time

BY PERCENTAGE

(Minimum 10 years as a head coach at an NCAA Division I school; includes all victories as coach at a four-year institution.)

Coach, Team	Yrs.	Won	Lost	Tied	Pct.
1. Gus Donoghue (San Francisco 1946-60)	15	121	12	14	.871
2. Gene Kenney (Michigan St. 1956-69)	14	120	13	13	.866
3. Ed (Jack) Stewart (UCLA 1949-66)	18	194	29	12	.851
4. Jerry Yeagley (Indiana 1973-03)	31	544	101	45	.821
5. Sigi Schmid (UCLA 1980-98)	19	322	63	33	.810
6. Bill Jeffery (Penn St. 1926-52)	27	151	25	29	.807
7. Bruce Arena (Virginia 1978-95)	18	295	59	31	.806
8. Harry Keough (St. Louis 1967-82)	16	213	50	23	.785
9. Bob Guelker (St. Louis 1959-66; SIU Edwardsville 67-85)	27	311	77	26	.783
10. I.M. Ibrahim (Clemson 1967-94)	28	388	102	31	.774
11. *Schellas Hyndman (Eastern Ill. 1977-83; Southern Methodist 84-03)	27	405	105	39	.773
12. Doyle Royal (Maryland 1946-73)	28	217	58	18	.771
13. Glenn Warner (Maryland 1941; Navy 46-75)	31	251	65	33	.766
14. *Dave Masur (Montclair St. 1987-90; St. John's (N.Y.) 91-03)	17	259	74	40	.748
15. Stephen Negroesco (San Francisco 1962-00)	39	540	172	66	.737
16. George Logan (San Diego St. 1968-81)	14	148	48	17	.735
17. *Michael Parker (Lock Haven 1976-83; UNC Greensboro 84-03)	28	416	146	22	.731
17. *Tom Martin (Tri-State 1977; West Va. Wesleyan 78-85; James Madison 86-03)	27	372	124	41	.731
19. Stu Parry (Akron 1955-69)	15	118	43	4	.727
20. Jose Elgorriaga (Fresno St. 1980-90)	11	170	58	20	.726
21. Joseph Palone (Army 1947-54; 58-78)	29	228	80	35	.716
22. *Mark Berson (Citadel 1977; South Carolina 78-03)	27	367	134	42	.715
23. Scottie O'Neill (Georgia St. 1976-86)	11	143	57	4	.711
24. Anson Dorrance (North Carolina 1977-88)	12	172	65	21	.707
25. Ray Marchand (Army 1924-42)	19	94	34	20	.703
26. Walter Bahr (Temple 1971-73; Penn St. 74-87)	17	205	78	32	.702
27. Dan Holcomb (South Fla. 1965-86)	22	216	86	22	.701
28. Pete Leanness (Temple 1930-70)	41	250	97	38	.699
28. George Glasgow (Fairleigh Dickinson 1956-69; 74-76)	17	130	51	17	.699
30. John F. Carr (Harvard 1929-40)	12	63	22	19	.697
31. *Joe Clarke (St. Louis 1983-96; Washington-St. Louis 1997-03)	21	284	115	42	.692
31. Mitch Murray (Santa Clara 1991-01)	11	143	59	17	.692
33. Walter Leeman (Yale 1927-48)	22	128	49	30	.691
34. Ben Stravato (Fairleigh Dickinson 1978-89)	12	154	64	19	.690
35. *Bobby Clark (Dartmouth 1985-93; Stanford 1996-00; Notre Dame 01-03)	17	193	79	32	.688
36. *Ken Lolla (Belmont Abbey 1990-92; Akron 93-03)	14	178	78	21	.681
37. Bill Sento (Loyola (Md.) 1980-99)	20	260	112	40	.680
37. Clive Charles (Portland 1986-02)	17	213	92	31	.680

Coach, Team	Yrs.	Won	Lost	Tied	Pct.
39. Larry Gross (Virginia 1974-77; North Carolina St. 78-85)	12	136	61	15	.677
40. *Dean Wurzberger (Sacramento St. 1985; Washington 92-03)	13	161	70	28	.676
41. Mike Berticelli (Thomas 1976-79; UNC Greensboro 80-83; Old Dominion 84-89; Notre Dame 90-99)	24	296	131	44	.675
42. *Neil Roberts (Boston U. 1985-03)	19	231	100	48	.673
43. *John Rennie (Mass.-Dartmouth 1972; Columbia 73-78; Duke 79-03)	32	395	184	43	.670
44. *Bob Reasso (Nasson 1979-80; Rutgers 81-03)	25	319	142	62	.669
45. *Tom Lang (Hofstra 1982-85; Fairleigh Dickinson 90-96; Southern Conn. St. 97-03)	18	214	100	27	.667
45. Marvin Allen (North Carolina 1947-50; 53-76)	28	174	81	23	.667
47. *Jack Mackenzie (Quincy 1969-03)	35	436	208	53	.664
47. Al Albert (William & Mary 1971-03)	33	401	187	64	.664
47. *Dieter Ficken (Long Island 1976-78; Columbia 79-03)	28	276	126	56	.664
50. Joseph Morrone (Middlebury 1958-67; Connecticut 69-96)	38	417	196	63	.663
50. Steve Parker (Cleveland St. 1978-79; Charlotte 1981; Akron 82-92)	14	169	79	28	.663
50. *Trevor Adair (Brown 1991-94; Clemson 95-03)	13	158	75	22	.663

*Active coach.

BY VICTORIES

(Minimum 10 years as a head coach at an NCAA Division I school.)

Coach, Team	Yrs.	Won	Lost	Tied	Pct.
1. Jerry Yeagley (Indiana 1973-03)	31	544	101	450	.821
2. Stephen Negroesco (San Francisco 1962-00)	39	540	172	66	.737
3. *Jack Mackenzie (Quincy 1969-03)	35	436	208	53	.664
4. Joseph Morrone (Middlebury 1958-67; Connecticut 69-96)	38	417	196	63	.663
5. *Michael Parker (Lock Haven 1976-83; UNC Greensboro 84-03)	28	416	146	22	.731
6. *Schellas Hyndman (Eastern Ill. 1977-83; Southern Methodist 84-03)	27	405	105	39	.773
7. Fred Schmalz (Wyoming 1969-70; Davis & Elkins 1972-78; Evansville 79-02)	33	403	196	56	.658
8. Al Albert (William & Mary 1971-03)	33	401	187	64	.664
9. *John Rennie (Mass.-Dartmouth 1972; Columbia 1973-78; Duke 79-03)	32	395	184	43	.670
10. I.M. Ibrahim (Clemson 1967-94)	28	388	102	31	.774
11. *Tom Martin (Tri-State 1977; West Va. Wesleyan 78-85; James Madison 86-03)	27	372	124	41	.731
12. *Mark Berson (Citadel 1977; South Carolina 78-03)	27	367	134	42	.715
13. *Greg Myers (Davis & Elkins 1964; West Virginia 65-66; Davis & Elkins 68-70; Florida Int'l 72-74; Navy 76-03)	37	326	199	65	.608
14. *Ralph Lundy (Erskine 1976-86; Col. of Charleston 87-03)	28	325	210	36	.601
15. Sigi Schmid (UCLA 1980-98)	19	322	63	33	.810
16. *Bob Reasso (Nasson 1979-80; Rutgers 81-03)	25	319	142	62	.669
17. Jim Lennox (Hartwick 1976-02)	27	318	163	43	.648
18. *Karl Kremser (Davidson 1977-79; Florida Int'l 80-03)	27	312	186	37	.618
19. Bob Guelker (St. Louis 1959-66; SIU Edwardsville 67-85)	27	311	77	26	.783
20. *Bob Warming (Transylvania 1976; Berry 77-81; Charlotte 82-88; Creighton 90-94; Old Dominion 1996; St. Louis 97-00; Creighton 01-03)	26	307	154	44	.651
21. *Bill Killen (Akron 1970-73; Yale 74-77; Old Dominion 78-83; MacMurray 84-03)	32	302	234	61	.557
22. Cliff Stevenson (Brown 1952-89)	38	299	176	43	.619
23. *Barry Barto (Philadelphia U. 1976-81; UNLV 82-03)	28	298	187	43	.605
24. Mike Berticelli (Thomas 1976-79; UNC Greensboro 80-83; Old Dominion 84-89; Notre Dame 90-99)	24	296	131	44	.675
25. Bruce Arena (Virginia 1978-95)	18	295	59	31	.806
26. *Joe Clarke (St. Louis 1983-96; Washington-St. Louis 97-03)	21	284	115	42	.692
27. *Luis Sagastume (San Fran. St. 1977-78; Air Force 79-03)	27	282	164	39	.622
27. Julius Menendez (San Jose St. 1954-89)	36	282	244	34	.534
29. *Dieter Ficken (Long Island 1976-78; Columbia 79-03)	28	276	126	56	.664



Armin Ström, NCAA Photos

Indiana's Jerry Yeagley retired with his sixth Division I title and 544 wins, the most by any head coach in the division.

Coach, Team	Yrs.	Won	Lost	Tied	Pct.
30. *Roy Patton (South Ala. 1979-95; Vermont 96-03)	25	268	146	36	.636
31. *Joe Baum (Michigan St. 1977-03)	27	266	197	40	.569
32. *Rich Pospinko (Longwood 1979-88; Winthrop 89-03)	25	262	180	38	.585
33. Bill Sento (Loyola (Md.) 1980-99)	20	260	112	40	.680
33. Frank Schnur (Fordham 1969-02)	34	260	307	47	.462
35. *Dave Masur (Montclair St. 1987-90; St. John's (N.Y.) 91-03)	17	259	74	40	.748
35. Arnold Ramirez (New York U. 1972-76; Manhattanville 77-78; Long Island 79-98)	27	259	189	33	.573
37. *Seamus McFadden (San Diego 1980-03) ..	24	257	178	34	.584
38. *Al Mistri (Cal St. Fullerton 1981-03)	23	254	179	37	.580
39. Glenn Warner (Maryland 1941; Navy 46-75)	31	251	65	33	.766
40. Pete Leanness (Temple 1930-70)	41	250	97	38	.699
41. Garth Stam (Oneonta St. 1961-87; 89)	28	246	134	30	.637
42. Craig Renyolds (Bucknell 1967-98)	32	238	212	36	.527
42. Jerry Cheynet (Virginia Tech 1974-01)	28	238	213	35	.526
44. *Bob Montgomery (Adelphi 1978-03)	26	237	201	35	.538
45. *Neil Roberts (Boston U. 1985-03)	19	231	100	48	.673
46. Joseph Palone (Army 1947-54; 58-78)	29	228	80	35	.716
46. *John Tari (Furman 1982-94; Charlotte 95-03)	22	228	164	37	.575
46. John MacKenzie (Western Illinois 68-96)	29	228	227	26	.501
49. *Jeff Gettler (Mass.-Lowell 1976-77; Bates 78-81; Massachusetts 82-90; Lafayette 91-94; Richmond 95-03)	28	227	222	57	.505
50. *Barry Gorman (Davis & Elkins 1985; Penn St. 88-03)	17	225	112	24	.657

*Active coach.

Division II Coaching Records

Winningest Active Coaches

BY PERCENTAGE

(Minimum five years as a Division II head coach; includes all victories as coach at a four-year institution.)

Coach, Team	Yrs.	Won	Lost	Tied	Pct.
1. Shaun Pendleton, Lym	15	262	37	13	.861
2. Tom Fitzgerald, Tampa	11	170	37	15	.800
3. Tony Tocco, Rockhurst	33	505	129	37	.780
4. Steve McCrath, Barry	6	86	21	10	.778
5. Greg Hooks, S.C.-Spartanburg	13	198	52	15	.775
6. Alf Bilbao, Truman	6	84	24	7	.761
7. John Rootes, Clayton St.	16	238	69	19	.759
8. Jerry Sheska, East Stroudsburg	22	329	117	23	.726
9. Fred Norchi, Queens (N.C.)	15	181	66	12	.722
10. Rick Kilps, Wis.-Parksiders	27	352	136	33	.707
11. Van Taylor, Lander	19	264	109	13	.701
12. Evan Fiffles, Lewis	12	163	65	20	.698
12. C. Clifford McCrath, Seattle Pacific	45	550	214	83	.698
14. Joe Flanagan, Cal St. Dom. Hills	10	138	58	11	.693
15. Marco Koolman, Franklin Pierce	10	122	51	12	.692
16. Butch Lauffer, West Tex. A&M	13	157	68	16	.685
17. Frank Kohlenstein, Colorado Mines	20	266	119	35	.675
18. Gavin Donaldson, West Va. Wesleyan	18	234	109	22	.671
19. Jeremy Gunn, Fort Lewis	5	65	29	13	.668
20. Tom Lang, Southern Conn. St.	18	214	100	27	.667
21. Marcus Ziemer, Sonoma St.	13	169	79	24	.665
21. John DiRico, Dowling	12	137	64	20	.665
23. Tom Poitras, Southern N.H.	10	119	57	21	.657
24. Gary Hamill, Wingate	11	143	73	10	.655
25. Simon Tobin, Cal St. Bakersfield	17	211	114	27	.638
26. Tony Castainca, Tusculum	15	175	97	18	.634
27. Keith Buckley, Rollins	13	144	81	13	.632
28. Jim Regan, Wheeling Jesuit	21	240	134	31	.631
29. Bill Elliott, West Fla.	11	116	71	17	.610
30. Rob Eaton, Lock Haven	14	137	87	12	.606
31. Rob King, Montevallo	11	113	72	13	.604
32. Dwayne Shaffer, UC Davis	8	89	57	11	.602
33. Mike O'Malley, Cal St. Chico	11	127	86	9	.592
33. Brad Evans, Ashland	8	80	54	8	.592
35. Murray Hartzler, Francis Marion	20	199	134	31	.589
36. Dawson Driscoll, Tampa	6	56	38	9	.587
37. Rob van Rhee, Gannon	7	72	52	4	.578
38. Edward Cannon, St. Anselm	29	269	193	38	.576
39. Jeremy Tittle, Lees-McRae	9	105	78	1	.573
40. Ed Huneke, SIU Edwardsville	18	190	141	23	.569
41. Ted Priestley, Mass.-Lowell	7	74	56	8	.565
41. Bob Charles, Millersville	18	177	132	35	.565
43. Ray Bunch, North Fla.	13	118	90	17	.562

Coach, Team	Yrs.	Won	Lost	Tied	Pct.
44. Todd Dyer, Longwood	8	81	63	8	.559
45. Mike Smith, St. Edward's	15	175	136	30	.557
46. Kris Pahl, Fla. Southern	11	101	82	18	.547
47. Paul Payne, Bloomsburg	9	87	71	15	.546
48. Peter Simonini, Bentley	17	167	138	15	.545
48. Carlos Petersen, Ala.-Huntsville	14	128	106	13	.545
50. Craig Turnbull, Catawba	6	63	53	2	.542

(Minimum five years as a four-year college head coach, but less than five years at the Division II level.)

Coach, Team	Yrs.	Won	Lost	Tied	Pct.
1. Dennis Currier, Incarnate Word	11	162	46	11	.765
2. Derek Armstrong, UC San Diego	22	294	110	37	.709
3. Dan Hogan, Southern Ind.	15	160	125	11	.559
4. Rob Miller, Anderson (S.C.)	9	100	79	9	.556

BY VICTORIES

(Minimum five years as a Division II head coach; includes all victories as coach at a four-year institution.)

Coach, Team	Yrs.	Won	Lost	Tied	Pct.
1. C. Clifford McCrath, Seattle Pacific	45	550	214	83	.698
2. Tony Tocco, Rockhurst	33	505	129	37	.780
3. Rick Kilps, Wis.-Parksiders	27	352	136	33	.707
4. Jerry Sheska, East Stroudsburg	22	329	117	23	.726
5. Edward Cannon, St. Anselm	29	269	193	38	.576
6. Frank Kohlenstein, Colorado Mines	20	266	119	35	.675
7. Van Taylor, Lander	19	264	109	13	.701
8. Shaun Pendleton, Lynn	15	262	37	13	.861
9. Jim Regan, Wheeling Jesuit	21	240	134	31	.631
10. John Rootes, Clayton St.	16	238	69	19	.759
11. Gavin Donaldson, West Va. Wesleyan	18	234	109	22	.671
12. Tom Lang, Southern Conn. St.	18	214	100	27	.667
13. Simon Tobin, Cal St. Bakersfield	17	211	114	27	.638
14. Tony Martone, Merrimack	22	203	193	28	.512
15. Murray Hartzler, Francis Marion	20	199	134	31	.589
16. Greg Hooks, S.C.-Spartanburg	13	198	52	15	.775
17. Ed Huneke, SIU Edwardsville	18	190	141	23	.569
18. Fred Norchi, Queens (N.C.)	15	181	66	12	.722
19. Bob Charles, Millersville	18	177	132	35	.565
20. Tony Castainca, Tusculum	15	175	97	18	.634
20. Mike Smith, St. Edward's	15	175	136	30	.557
22. Gary Hall, Barton	20	174	145	32	.541
23. Mike Schaeffer, UNC Pembroke	24	171	201	24	.462
24. Tom Fitzgerald, Tampa	11	170	37	15	.800
25. Marcus Ziemer, Sonoma St.	13	169	79	24	.665
26. Peter Simonini, Bentley	17	167	138	15	.545
27. Evan Fiffles, Lewis	12	163	65	20	.698
28. Butch Lauffer, West Tex. A&M	13	157	68	16	.685
29. Dennis Laskey, California (Pa.)	18	152	171	19	.472
30. Keith Buckley, Rollins	13	144	81	13	.632
31. Gary Hamill, Wingate	11	143	73	10	.655
32. Fran Reidy, St. Leo	16	139	135	17	.507
33. Joe Flanagan, Cal St. Dom. Hills	10	138	58	11	.693
34. John DiRico, Dowling	12	137	64	20	.665
34. Rob Eaton, Lock Haven	14	137	87	12	.606
36. Kendall Walkes, West Chester	14	133	119	20	.526
37. Carlos Petersen, Ala.-Huntsville	14	128	106	13	.545
38. Mike O'Malley, Cal St. Chico	11	127	86	9	.592
39. Jim DiNobile, Eckerd	21	125	223	15	.365
40. Wil Cintron, Mercy	15	123	137	12	.474
41. Marco Koolman, Franklin Pierce	10	122	51	12	.692
42. Eddy Dietz, UC-Colo. Spgs.	13	120	110	20	.520
43. Tom Poitras, Southern N.H.	10	119	57	21	.657
44. Ray Bunch, North Fla.	13	118	90	17	.562
45. Bill Elliott, West Fla.	11	116	71	17	.610
45. Terry Setzer, Gardner-Webb	16	116	183	17	.394
47. Rob King, Montevallo	11	113	72	13	.604
48. Jeremy Tittle, Lees-McRae	9	105	78	1	.573
49. Kris Pahl, Fla. Southern	11	101	82	18	.547
50. Roy Stanley, Colorado St.-Pueblo	15	98	163	26	.387

(Minimum five years as a four-year college head coach, but less than five years at the Division II level.)

Coach, Team	Yrs.	Won	Lost	Tied	Pct.
1. Derek Armstrong, UC San Diego	22	294	110	37	.709
2. Andy Smyth, Findlay	20	172	170	33	.503
3. Dennis Currier, Incarnate Word	11	162	46	11	.765
4. Dan Hogan, Southern Ind.	15	160	125	11	.559
5. Keith Cammidge, Mercyhurst	16	132	162	8	.450
6. Rob Miller, Anderson (S.C.)	9	100	79	9	.556

Winningest Coaches All-Time

BY PERCENTAGE

(Minimum 10 years as a head coach at an NCAA Division II school; includes all victories as coach at a four-year institution.)

Coach, Teams	Yrs.	Won	Lost	Tied	Pct.
1. *Shaun Pendleton (Charleston (W.V.) 1989-90; Lynn 91-03).....	15	262	37	13	.861
2. *Ray Reid (Southern Conn. St. (1989-96; Connecticut 97-03).....	15	254	55	24	.798
3. *Greg Hooks (Charleston (W.V.) 1991-94; S.C.-Spartanburg 95-03).....	13	198	52	15	.775
4. *John Rootes (Southern N.H. 1988-97; Clayton St. 98-03).....	16	238	69	19	.759
5. Rick Stotler (Florida Tech 1986-99).....	14	190	66	12	.731
6. *Jerry Sheska (East Stroudsburg 1982-03) ...	22	329	117	23	.726
7. *Fred Norchi (Queens (N.C.) 1989-03).....	15	181	66	12	.722
8. *Rick Kilps (Aurora 1977-83; Wis.-Parkside 84-03).....	27	352	136	33	.707
9. Owen Wright (Elizabethtown 1961-67; 69-82)	21	234	90	26	.706
10. *Van Taylor (Lander 1985-03).....	19	264	109	13	.701
11. *C. Clifford McCrath (Wheaton (Ill.) 1958; Gordon 60-66; Spring Arbor 67-69; Seattle Pacific 70-03).....	45	550	214	83	.698
12. *Evan Fiffles (Lewis 1992-03).....	12	163	65	20	.698
13. *Joe Flanagan (Cal St. Dom. Hills 1994-03)	10	138	58	11	.693
14. *Marco Koolman (Gannon 1991-96; Franklin Pierce 00-03).....	10	122	51	12	.692
15. Allan Wilson (Hartford 1971-86).....	16	173	73	22	.687
16. *Butch Laufer (West Tex. A&M 1991-03) ...	13	157	68	16	.685
17. Lenny Long (Lock Haven 1984-96).....	13	173	74	21	.685
18. Bill Easteadt (NYIT 1980-90; 96; C.W. Post 98-01).....	15	178	79	13	.683
19. *Rob Russo (Miami (Ohio) 1981; Gannon 82-90; S.C.-Spartanburg 91-94; Oneonta St. 95-98; Denison 99-03).....	23	289	132	26	.676
20. *Gavin Donaldson (Northland 1984-88; West Va. Wesleyan 91-03).....	18	234	109	22	.671
21. *John DiRico (Dowling 1992-03).....	12	137	64	20	.665
21. *Marcus Ziemer (Sonoma St. 1991-03).....	13	169	79	24	.665
23. *Tom Poitras (New Haven 1994-97; Southern N.H. 98-03).....	10	119	57	21	.657
24. *Gary Hamill (Wingate 1993-03).....	11	143	73	10	.655
25. Tod Silegy (Franklin Pierce 1978-99).....	22	258	131	28	.652
26. Peter Duah (Grand Canyon 1988-00).....	13	150	77	20	.648
27. Ed Goodhines (Southampton 1991-01).....	11	125	67	11	.643
28. *Simon Tobin (Cal St. Bakersfield 1987-03).	17	211	114	27	.638
29. *Keith Buckley (Rollins 1991-03).....	13	144	81	13	.632
30. *Jim Regan (Wheeling Jesuit 1983-03).....	21	240	134	31	.631
31. *Murray Hartzler (Hiram 1984-93; Francis Marion 94-03).....	20	199	134	31	.589

*Active coach.

BY VICTORIES

(Minimum 10 years as a head coach at an NCAA Division II school; includes all victories as coach at a four-year institution.)

Coach, Teams	Yrs.	Won	Lost	Tied	Pct.
1. *C. Clifford McCrath (Wheaton (Ill.) 1958; Gordon 60-66; Spring Arbor 67-69; Seattle Pacific 70-03).....	45	550	214	83	.698
2. *Rick Kilps (Aurora 1977-83; Wis.-Parkside 84-03).....	27	352	136	33	.707
3. *Jerry Sheska (East Stroudsburg 1982-03) ...	22	329	117	23	.726
4. *Rob Russo (Miami (Ohio) 1981; Gannon 82-90; S.C.-Spartanburg 91-94; Oneonta St. 95-98; Denison 99-03).....	23	289	132	26	.676
5. *Edward Cannon (St. Anselm 1975-03).....	29	269	193	38	.576
6. *Van Taylor (Lander 1985-03).....	19	264	109	13	.701
7. *Shaun Pendleton (Charleston (W.V.) 1989-90; Lynn 91-03).....	15	262	37	13	.861
8. Tod Silegy (Franklin Pierce 1978-99).....	22	258	131	28	.652
9. *Ray Reid (Southern Conn. St. 1989-96; Connecticut 97-03).....	15	254	55	24	.798
10. *Jim Regan (Wheeling Jesuit 1983-03).....	21	240	134	31	.631
11. *John Rootes (Southern N.H. 1988-97; Clayton St. 98-03).....	16	238	69	19	.759
12. *Gavin Donaldson (Northland 1984-88; West Va. Wesleyan 91-03).....	18	234	109	22	.671
12. Owen Wright (Elizabethtown 1961-67; 69-82)	21	234	90	26	.706
14. *Simon Tobin (Cal St. Bakersfield 1987-03).	17	211	114	27	.638
15. *Tony Martone (Merrimack 1982-03).....	22	203	193	28	.512
16. *Murray Hartzler (Hiram 1984-93; Francis Marion 94-03).....	20	199	134	31	.589

Coach, Teams	Yrs.	Won	Lost	Tied	Pct.
17. *Greg Hooks (Charleston (W.V.) 1991-94; S.C.-Spartanburg 95-03).....	13	198	52	15	.775
18. Rick Stotler (Florida Tech 1986-99).....	14	190	66	12	.731
19. *Fred Norchi (Queens (N.C.) 1989-03).....	15	181	66	12	.722
20. Bill Easteadt (NYIT 1980-90; 96; C.W. Post 98-01).....	15	178	79	13	.683
21. *Bob Charles (Millersville 1986-03).....	18	177	132	35	.565
22. *Gary Hall (Lenoir-Rhyne 1984-86; Campbell 87-88; Barton 89-03).....	20	174	145	32	.541
23. Lenny Long (Lock Haven 1984-96).....	13	173	74	21	.685
23. Allan Wilson (Hartford 1971-86).....	16	173	73	22	.687
25. *Mike Schaeffer (UNC Pembroke 1980-03).	24	171	201	24	.462
26. *Marcus Ziemer (Sonoma St. 1991-03).....	13	169	79	24	.665
27. *Peter Simonini (Bentley 1987-03).....	17	167	138	15	.545
28. *TJ Kostecky (N.J. Inst. of Tech. 1988-93; Pfeiffer 94-97; Appalachian St. 98; Long Island 99-03).....	16	163	114	30	.580
28. *Evan Fiffles (Lewis 1992-03).....	12	163	65	20	.698
30. John Toebben (Thomas More 1987-89; Northern Ky. 1990-03).....	16	161	129	20	.552

*Active coach.

Division III Coaching Records

Winningest Active Coaches

BY PERCENTAGE

(Minimum five years as a Division III head coach; includes all victories as coach at a four-year institution.)

Coach, Team	Yrs.	Won	Lost	Tied	Pct.
1. Dave Brandt, Messiah.....	7	135	18	9	.861
2. Jay Martin, Ohio Wesleyan.....	27	463	94	36	.811
2. Matt Smith, Johns Hopkins.....	11	172	36	11	.811
4. Arthur Skip Roderick, Elizabethtown.....	21	361	79	33	.798
4. Rob Becerra, Redlands.....	6	94	22	5	.798
6. Dan Gilmore, Rowan.....	28	456	106	38	.792
7. Matt Cushing, Wheaton (Mass.).....	10	158	38	14	.786
8. Paul McGinlay, Trinity (Tex.).....	13	202	49	17	.785
9. Jeff Haines, Richard Stockton.....	6	111	28	7	.784
10. Toby Bares, Wis.-Oshkosh.....	20	275	70	25	.777
11. Lenny Armuth, Drew.....	10	163	43	12	.775
12. Mike Wusso, Williams.....	25	298	74	37	.774
13. Joe Bean, Wheaton (Ill.).....	42	557	167	55	.750
14. Sonny Travis, Va. Wesleyan.....	18	256	76	30	.749
15. Bob Durocher, St. Lawrence.....	14	164	51	21	.739
16. Paul Holocher, UC Santa Cruz.....	5	71	23	7	.738
17. Steven Smith, Hope.....	14	192	64	22	.730
18. David Seward, Middlebury.....	19	200	68	30	.721
19. John Leaney, Macalester.....	17	203	69	33	.720
20. Andy Marcinko, Rhodes.....	13	165	63	13	.712
21. Malcolm MacPherson, WPL.....	13	154	57	20	.710
22. Pat Haws, St. John's (Minn.).....	26	280	104	41	.707
23. Hardy Fuchs, Kalamazoo.....	33	357	141	38	.701
24. Tony Ochrimenko, Kean.....	28	380	154	33	.699
25. Bud Lewis, Wilmington (Ohio).....	29	384	156	36	.698
26. Ali Kazemini, John Carroll.....	12	152	63	12	.696
27. Ron Butcher, Keene St.....	36	478	195	55	.694
28. Joe Clarke, Washington-St. Louis.....	21	284	115	42	.692
29. Mike Middleton, Cortland St.....	8	104	44	10	.690
30. Mike Rubesch, Emory.....	16	198	85	20	.686
30. Perry Nizzi, Hamilton.....	6	56	24	6	.686
32. Wayne Mones, Western Conn. St.....	16	212	89	34	.684
33. Steve Shaw, Chris. Newport.....	8	101	46	6	.680
33. Gene Henschel, Wis.-Whitewater.....	5	64	29	5	.680
35. Nick Gaudioso, Carnegie Mellon.....	27	272	120	32	.679
35. Pepe Fernandez, Maryville (Tenn.).....	15	182	82	15	.679
37. Doug Mello, Luther.....	26	350	159	30	.677
38. Rob Russo, Denison.....	23	289	132	26	.676
39. Page Cotton, DePauw.....	35	349	167	28	.667
40. Peter Gooding, Amherst.....	7	74	33	18	.664

Coach, Team	Yrs.	Won	Lost	Tied	Pct.	Coach, Team	Yrs.	Won	Lost	Tied	Pct.
16. *Doug Mello (Aquinas 1978-82; Siena Heights 83-88; Southwest (N.M.) 89; Luther 90-03).....	26	350	159	30	.677	34. Gerd Lutter (Plymouth St. 1969-91).....	23	259	84	41	.728
17. *Page Cotton (DePauw 1969-03).....	35	349	167	28	.667	35. *Sonny Travis (Centre 1986-88; Va. Wesleyan 89-03).....	18	256	76	30	.749
18. Marvin Zuidema (Calvin 1961-67; 69-97)...	36	341	175	48	.647	36. *Don Lyle (Grove City 1972-03).....	32	252	193	41	.561
19. Steve Klingman (Scranton 1973-94).....	22	324	116	23	.736	37. *Doug May (Rochester Inst. 1980-95; Nazareth 96-03).....	24	251	120	39	.660
20. *Roy Gordon (Mary Washington 1977-03).....	27	316	161	38	.650	37. *Andy Byrne (Mass. Lowell 1979-80; Southern Ind. 81-83; Ithaca 84-03).....	25	251	143	34	.626
21. *Bill Killen (Akron 1970-73; Yale 74-77; Old Dominion 78-83; MacMurray 84-03).....	32	302	234	61	.557	39. *Bill Lessig (Connecticut Col. 1971-03).....	33	249	190	34	.562
22. *Mike Russo (Williams 1979-03).....	25	298	74	37	.774	40. Fred Taube (Cortland St. 1973-94).....	22	247	88	35	.715
23. *Derek Armstrong (UC San Diego 1982-03).....	22	294	110	37	.709	41. *Ken Peterson (Oswego St. 1968-03).....	36	245	309	57	.448
23. Brian Chafin (Clarkson 1974-88; Centre 89-01).....	28	294	142	31	.663	42. *Denzil Lue (St. Thomas (Minn.) 1979-03)...	25	242	140	46	.619
25. *Pat Haws (St. John's (Minn.) 1978-03).....	26	280	104	41	.707	43. *Gerry DiBartolo (Salisbury 1982-03).....	22	241	136	29	.629
26. *Chris Waterbury (New England 1982; Lyndon St. 83-84; Plattsburgh St. 85-03) ..	22	278	107	34	.704	44. Owen Wright (Elizabethtown 1961-67; 69-82).....	21	234	90	26	.706
27. *Ron Shewcraft (Mass. Liberal Arts 1978-03).....	26	276	154	42	.629	45. *Malcolm MacPherson (Fitchburg St. 1982-90; WPI 92-03).....	21	229	102	24	.679
28. *Toby Bares (Wis.-Oshkosh 1984-03).....	20	275	70	25	.777	45. Manfred von Schiller (Hamilton 1959-97)....	39	227	162	58	.573
29. *Nick Gaudio (Maine Maritime 1977-80; Carnegie Mellon 81-03).....	27	272	120	32	.679	47. Jeff Tipping (Muhlenberg 1986-01).....	16	225	71	21	.743
30. Robert Nye (Wooster 1964-94).....	31	269	187	41	.582	48. *Rolf Piranian (Wash. & Lee 1976-02).....	28	224	190	27	.539
31. Tim Schum (Binghamton 1963-92).....	30	261	130	43	.651	49. *Ron McEachen (Middlebury 1976-84; Vermont 85-95; Skidmore 00-03).....	24	222	129	51	.616
31. *Ray Cieplik (Coast Guard 1970-03).....	34	261	181	45	.582	50. John Makuvek (Moravian 1968-91).....	24	219	131	31	.615
33. Robert Leib (Me.-Farmington 1977-01).....	25	260	94	31	.716						

*Active coach.

2003 Men's Conference Standings

Division I Men's Conference Standings	62
Division II Men's Conference Standings	63
Division III Men's Conference Standings	64



Table with 10 columns: Team, W, L, T, Pct., W, L, T, Pct. Rows include Fresno St., Stanford.

PATRIOT CONFERENCE

Table with 10 columns: Team, W, L, T, Pct., W, L, T, Pct. Rows include Bucknell, Lafayette#, Lehigh, Holy Cross, Navy, Colgate, American, Army.

SOUTHERN CONFERENCE

Table with 10 columns: Team, W, L, T, Pct., W, L, T, Pct. Rows include Davidson#, Col. of Charleston, UNC Greensboro, Furman, Appalachian St., Ga. Southern, Elon, Wofford.

WEST COAST CONFERENCE

Table with 10 columns: Team, W, L, T, Pct., W, L, T, Pct. Rows include Santa Clara#, San Diego, Portland, San Francisco, Loyola Marymount, St. Mary's (Cal.), Gonzaga.

INDEPENDENTS

Table with 10 columns: Team, W, L, T, Pct., W, L, T, Pct. Rows include South Carolina, IPFW, Alabama A&M, Drury.

2003 Division II

CALIFORNIA COLLEGIATE ATHLETIC ASSOCIATION

Table with 10 columns: Team, W, L, T, Pct., W, L, T, Pct. Rows include North Division (Cal St. Chico#, UC Davis, Sonoma St., San Fran. St.), Central Division (Cal St. Dom. Hills, Cal St. Bakersfield, Cal St. L.A., Cal St. Stanislaus), South Division (Cal St. San B'dino, UC San Diego, Cal Poly Pomona, Grand Canyon).

CAROLINAS-VIRGINIA ATHLETIC CONFERENCE

Table with 10 columns: Team, W, L, T, Pct., W, L, T, Pct. Rows include Queens (N.C.), Lees-McRae#, Belmont Abbey, Pfeiffer, St. Andrews, Barton, Anderson (S.C.).

Table with 10 columns: Team, W, L, T, Pct., W, L, T, Pct. Rows include Mount Olive, Erskine, Coker, Limestone.

CENTRAL ATLANTIC COLLEGIATE CONFERENCE

Table with 10 columns: Team, W, L, T, Pct., W, L, T, Pct. Rows include Wilmington (Del.), Nyack, Holy Family, Goldey-Beacom, Caldwell, Felician, Dominican (N.Y.), Teikyo Post, N.J. Inst. of Tech., Bloomfield.

GREAT LAKES INTERCOLLEGIATE ATHLETIC CONFERENCE

Table with 10 columns: Team, W, L, T, Pct., W, L, T, Pct. Rows include Mercyhurst, Gannon, Ashland, Findlay#, Saginaw Valley, Northwood.

GREAT LAKES VALLEY CONFERENCE

Table with 10 columns: Team, W, L, T, Pct., W, L, T, Pct. Rows include SIU Edwardsville, Southern Ind., Lewis#, Wis.-Parksides, Quincy, Mo.-St. Louis, Bellarmine, Indianapolis, Northern Ky., St. Joseph's (Ind.), Ky. Wesleyan.

GREAT NORTHWEST ATHLETIC CONFERENCE

Table with 10 columns: Team, W, L, T, Pct., W, L, T, Pct. Rows include Seattle, Seattle Pacific, Western Wash., Humboldt St.

GULF SOUTH CONFERENCE

Table with 10 columns: Team, W, L, T, Pct., W, L, T, Pct. Rows include West Fla.#, Lincoln Memorial, Montevallo, Central Ark., Christian Bros., Ala.-Huntsville, Harding, Ouachita Baptist.

HEARTLAND CONFERENCE

Table with 10 columns: Team, W, L, T, Pct., W, L, T, Pct. Rows include Incarnate Word#, St. Edward's, St. Mary's (Tex.).

LONE STAR CONFERENCE

Table with 10 columns: Team, W, L, T, Pct., W, L, T, Pct. Rows include Midwestern St., Northeastern St., West Tex. A&M, Southwestern Okla.

NEW YORK COLLEGIATE ATHLETIC CONFERENCE

Table with 10 columns: Team, W, L, T, Pct., W, L, T, Pct. Rows include Dowling#, NYIT, Southampton, Bridgeport, New Haven, Mercy, Molloy, Concordia (N.Y.), C.W. Post, St. Thomas Aquinas.

NORTHEAST-10 CONFERENCE

Table with 10 columns: Team, W, L, T, Pct., W, L, T, Pct. Rows include Southern Conn. St., Franklin Pierce, Mass.-Lowell#, Bentley, Bryant, Le Moyre, St. Anselm, Southern N.H., Merrimack, Assumption, American Int'l, St. Michael's, Stonehill, St. Rose.

PEACH BELT ATHLETIC CONFERENCE

Table with 10 columns: Team, W, L, T, Pct., W, L, T, Pct. Rows include S.C.-Spartanburg#, UNC Pembroke, Clayton St., Lander, North Fla., Francis Marion, S.C.-Aiken.

PENNSYLVANIA STATE ATHLETIC CONFERENCE

Table with 10 columns: Team, W, L, T, Pct., W, L, T, Pct. Rows include East Stroudsburg#, California (Pa.), Bloomsburg, West Chester, Shippensburg, Lock Haven, Kutztown, Millersville, Slippery Rock.

ROCKY MOUNTAIN ATHLETIC CONFERENCE

Table with 10 columns: Team, W, L, T, Pct., W, L, T, Pct. Rows include Colorado Mines, Fort Lewis, UC-Colo. Spgs., Metro St.#, Regis, Colorado St.-Pueblo, Colo. Christian.

SOUTH ATLANTIC CONFERENCE

Table with 10 columns: Team, W, L, T, Pct., W, L, T, Pct. Rows include Carson-Newman, Presbyterian, Catawba#, Tusculum, Wingate, Lenoir-Rhyne, Newberry, Mars Hill.

MEN'S CONFERENCES

#Won conference tournament or playoff.

SUNSHINE STATE CONFERENCE

Table with columns: Team, CONFERENCE (W, L, T, Pct.), FULL SEASON (W, L, T, Pct.). Rows include Lynn#, Barry, Rollins, St. Leo, Tampa, Fla. Southern, Florida Tech, Eckerd, Nova Southeastern.

WEST VIRGINIA INTERCOLLEGIATE ATHLETIC CONFERENCE

Table with columns: Team, CONFERENCE (W, L, T, Pct.), FULL SEASON (W, L, T, Pct.). Rows include Wheeling Jesuit#, West Va. Wesleyan, Salem Int'l, Charleston, Alderson-Broaddus, Shepherd, Davis & Elkins, Ohio Valley.

INDEPENDENTS

Table with columns: Team, FULL SEASON (W, L, T, Pct.). Rows include Truman, Tiffin, Mo. Rolla, Dallas Baptist, Dist. Columbia, Mont. St. Billings, Green Mountain, Longwood, Mo. Southern St., Pitt-Johnstown, Columbia Union, Oakland City, North Greenville.

2003 Division III

ALLEGHENY MOUNTAIN COLLEGIATE CONFERENCE

Table with columns: Team, CONFERENCE (W, L, T, Pct.), FULL SEASON (W, L, T, Pct.). Rows include Penn St.-Behrend#, Frostburg St., Pitt-Greensburg, La Roche, Penn. St.-Altoona, Lake Erie, Pitt-Bradford.

AMERICAN SOUTHWEST CONFERENCE

Table with columns: Team, CONFERENCE (W, L, T, Pct.), FULL SEASON (W, L, T, Pct.). Rows are categorized into East Division (Texas-Tyler, Texas-Dallas, Ozarks, Austin, LeTourneau, East Tex. Baptist, Mississippi Col., Louisiana Col.) and West Division (McMurry, Hardin-Simmons, Texas Lutheran, Schreiner, Mary Hardin Baylor, Concordia-Austin).

CAPITAL ATHLETIC CONFERENCE

Table with columns: Team, CONFERENCE (W, L, T, Pct.), FULL SEASON (W, L, T, Pct.). Rows include Salisbury#, York, Mary Washington, St. Mary's (Md.), Goucher, Marymount (Va.), Catholic, Gallaudet.

CENTENNIAL CONFERENCE

Table with columns: Team, CONFERENCE (W, L, T, Pct.), FULL SEASON (W, L, T, Pct.). Rows include Muhlenberg#, Johns Hopkins, McDaniel, Gettysburg, Washington (Md.), Haverford, Swarthmore, Dickinson, Ursinus, Frank. & Marsh.

CITY UNIVERSITY OF NEW YORK ATHLETIC CONFERENCE

Table with columns: Team, CONFERENCE (W, L, T, Pct.), FULL SEASON (W, L, T, Pct.). Rows include Staten Island, CCNY#, John Jay, Medgar Evers, Hunter, City Tech, Brooklyn, York (N.Y.), Baruch.

COLLEGE CONFERENCE OF ILLINOIS AND WISCONSIN

Table with columns: Team, CONFERENCE (W, L, T, Pct.), FULL SEASON (W, L, T, Pct.). Rows include Wheaton (Ill.)#, Augustana (Ill.), North Park, Ill. Wesleyan, Carthage, Millikin, North Central (Ill.).

COMMONWEALTH COAST CONFERENCE

Table with columns: Team, CONFERENCE (W, L, T, Pct.), FULL SEASON (W, L, T, Pct.). Rows include Roger Williams, Gordon#, Salve Regina, Endicott, Colby-Sawyer, Anna Maria, Wentworth Inst., New England Col., Nichols, New England, Eastern Nazarene, Curry.

EMPIRE 8

Table with columns: Team, CONFERENCE (W, L, T, Pct.), FULL SEASON (W, L, T, Pct.). Rows include Ithaca, St. John Fisher, Nazareth, Alfred#, Elmira, RIT., Utica.

GREAT NORTHEAST ATHLETIC CONFERENCE

Table with columns: Team, CONFERENCE (W, L, T, Pct.), FULL SEASON (W, L, T, Pct.). Rows include Albertus Magnus, Johnson & Wales (R.I.)#, Emerson, Western New Eng., Suffolk, Rivier, Norwich, Daniel Webster, Emmanuel (Mass.), Southern Vt.

HEARTLAND COLLEGIATE ATHLETIC CONFERENCE

Table with columns: Team, CONFERENCE (W, L, T, Pct.), FULL SEASON (W, L, T, Pct.). Rows include Manchester, Transylvania#, Anderson (Ind.), Defiance, Franklin, Hanover, Bluffton.

IOWA INTERCOLLEGIATE ATHLETIC CONFERENCE

Table with columns: Team, CONFERENCE (W, L, T, Pct.), FULL SEASON (W, L, T, Pct.). Rows include Loras#, Wartburg, Buena Vista, Central (Iowa), Simpson, Luther, Coe, Cornell College, Dubuque, Upper Iowa#.

LAKE MICHIGAN CONFERENCE

Table with columns: Team, CONFERENCE (W, L, T, Pct.), FULL SEASON (W, L, T, Pct.). Rows include Concordia (Wis.), Edgewood#, Lakeland, Milwaukee Engr., Marian (Wis.), Maranatha Baptist, Wis. Lutheran.

LITTLE EAST CONFERENCE

Table with columns: Team, CONFERENCE (W, L, T, Pct.), FULL SEASON (W, L, T, Pct.). Rows include Keene St., Plymouth St., Rhode Island Col., Western Conn. St. #, Eastern Conn., Southern Me., Mass.-Dartmouth., Mass.-Boston.

MASSACHUSETTS STATE COLLEGE ATHLETIC CONFERENCE

Table with columns: Team, CONFERENCE (W, L, T, Pct.), FULL SEASON (W, L, T, Pct.). Rows include Worcester St. #, Bridgewater St., Westfield St., Fitchburg St., Mass. Liberal Arts, Salem St., Mass. Maritime, Framingham St.

#Won conference tournament or playoff. %Not eligible for conference championship.

SKYLINE CONFERENCE

Team	CONFERENCE			FULL SEASON		
	W	L	T Pct.	W	L	T Pct.
Stevens Institute...	9	0	01.000	19	1	2 .909
Manhattanville.....	8	1	0.889	13	7	1 .643
Merchant Marine.....	7	2	0.778	13	7	1 .643
St. Joseph's (L.I.)..	6	3	0.667	11	9	1 .548
Old Westbury.....	4	5	0.444	6	13	03.000
Farmingdale St....	3	4	0.429	4	9	01.000
Mt. St. Mary (N.Y.)	2	5	0.286	3	13	0.188
Mt. St. Vincent....	1	6	0.143	2	6	0.250
Centenary (N.J.)..	1	8	0.111	3	15	1.184
Maritime (N.Y.)...	1	8	0.111	5	10	1.344

ST. LOUIS INTERCOLLEGIATE ATHLETIC CONFERENCE

Team	CONFERENCE			FULL SEASON		
	W	L	T Pct.	W	L	T Pct.
Fontbonne.....	10	1	3.821	14	1	5.825
Blackburn.....	10	2	2.786	11	7	2.600
Webster.....	7	6	1.536	8	9	2.474
Westminster (Mo.)	6	5	3.536	8	7	3.528
Greenville.....	6	7	1.464	10	8	3.548
Maryville (Mo.)...	5	8	1.393	7	12	1.375
Principia.....	4	8	2.357	4	12	2.278
MacMurray.....	1	12	1.107	4	15	1.225

SOUTHERN CALIFORNIA INTERCOLLEGIATE ATHLETIC CONFERENCE

Team	CONFERENCE			FULL SEASON		
	W	L	T Pct.	W	L	T Pct.
Redlands.....	14	0	01.000	18	2	1.881
Claremont-M-S....	12	2	0.857	13	7	0.650
Pomona-Pitzer.....	10	4	0.714	15	4	0.789
Cal Lutheran.....	8	6	0.571	8	10	1.447
La Verne.....	5	8	1.393	5	13	1.289
Occidental.....	4	9	1.321	5	13	1.289
Whittier.....	1	13	0.071	1	16	0.059
Caltech.....	1	13	0.071	1	19	0.050

SOUTHERN COLLEGIATE ATHLETIC CONFERENCE

Team	CONFERENCE			FULL SEASON		
	W	L	T Pct.	W	L	T Pct.
Trinity (Tex.).....	9	0	01.000	24	0	01.000
Rhodes.....	7	2	0.778	15	4	0.789
Southwestern (Tex.)	7	2	0.778	13	6	0.684
Sewanee.....	6	3	0.667	13	5	0.722
Centre.....	5	4	0.556	11	6	1.639
DePauw.....	5	4	0.556	11	6	1.639
Rose-Hulman.....	2	6	1.278	9	9	1.500
Oglethorpe.....	1	7	1.167	4	10	2.313
Millsaps.....	1	8	0.111	5	12	0.294
Hendrix.....	0	7	2.111	4	11	2.294

STATE UNIVERSITY OF NEW YORK ATHLETIC CONFERENCE

Team	CONFERENCE			FULL SEASON		
	W	L	T Pct.	W	L	T Pct.
Plattsburgh St....	9	0	01.000	15	5	0.750
Geneseo St.....	7	1	1.833	11	7	3.595
Cortland St.#.....	6	3	0.667	16	5	2.739
Fredonia St.....	5	3	1.611	12	7	3.614
Brockport St.....	4	4	1.500	6	9	2.412
New Paltz St.....	4	4	1.500	6	8	2.438
Buffalo St.....	4	5	0.444	6	10	2.389
Oswego St.....	2	7	0.222	4	14	0.222
Potsdam St.....	2	7	0.222	6	11	0.353
NYIT.....	0	9	0.000	0	17	0.000

USA SOUTH ATLANTIC CONFERENCE

Team	CONFERENCE			FULL SEASON		
	W	L	T Pct.	W	L	T Pct.
Chris. Newport ...	6	0	1.929	12	5	3.675
Shenandoah.....	5	2	0.714	8	7	2.529
N.C. Wesleyan...	4	2	1.643	7	10	2.421
Greensboro#.....	4	2	2.625	14	5	3.705
Methodist.....	5	3	0.625	11	7	1.605
Ferrum.....	2	5	0.286	5	15	0.250
Averett.....	1	6	0.143	2	13	1.156
Chowan.....	0	7	0.000	5	12	0.294

UPSTATE COLLEGIATE ATHLETIC ASSOCIATION

Team	CONFERENCE			FULL SEASON		
	W	L	T Pct.	W	L	T Pct.
St. Lawrence#.....	5	1	1.786	13	1	31.000
Hamilton.....	4	3	0.571	10	5	1.656
Vassar.....	4	3	0.571	11	7	0.611
Hobart.....	4	3	0.571	10	8	2.550
Union.....	3	3	1.500	9	7	2.556
Skidmore.....	3	4	0.429	9	7	0.563
Rensselaer.....	2	3	2.429	7	5	2.571
Clarkson.....	1	6	0.143	2	12	0.143

UNIVERSITY ATHLETIC ASSOCIATION

Team	CONFERENCE			FULL SEASON		
	W	L	T Pct.	W	L	T Pct.
Carnegie Mellon#	6	1	0.857	15	2	0.882
Rochester.....	5	1	1.786	14	4	3.738
Emory.....	4	2	1.643	16	3	1.825
Washington-St. Louis	4	2	1.643	10	5	4.632
Brandeis.....	2	4	1.357	9	9	3.500
New York U.....	2	4	1.357	9	6	4.579
Chicago.....	2	4	1.357	10	6	2.611
Case Reserve.....	0	7	0.000	2	12	1.167

INDEPENDENTS

Team	FULL SEASON		
	W	L	T Pct.
Wis.-Oshkosh.....	21	1	0.955
Penn St.-Berks.....	10	2	0.833
Piedmont.....	19	5	0.792
Keuka.....	13	4	0.765
Maryville (Tenn.)	6	2	0.750
Martin Luther.....	14	5	1.725
Medaille.....	12	4	3.711
Lincoln (Pa.).....	2	1	0.667
Wis.-Whitewater.....	12	6	1.658
Colorado Col.....	11	6	3.625
Baptist Bible (Pa.)	12	8	0.600
Neb. Wesleyan.....	11	8	0.579
St. Scholastica.....	12	9	0.571
Palm Beach Atl.....	9	7	2.556
Wis.-Platteville.....	8	8	1.500
Phila. Bible.....	9	9	1.500
Huntingdon.....	4	4	0.500
Menlo.....	7	8	1.469
Bard.....	8	10	0.444
Chapman.....	7	9	1.441
Me.-Presque Isle.....	6	8	0.429
Clarke.....	7	11	1.395
Northland.....	7	13	0.350
Thomas More.....	6	12	1.342
La Grange.....	5	11	2.333
Cal. St. Hayward.....	4	11	2.294
Cazenovia.....	4	12	0.250
Saint Joseph's (Me.)	2	14	3.219
Wis.-Superior.....	2	9	0.182
Newbury.....	2	14	1.156
Hilbert.....	2	14	0.125
Villa Julie.....	1	15	2.125
Upper Iowa.....	2	15	0.118
Rockford.....	1	9	0.100
D'Youville.....	1	12	0.077
Yeshiva.....	0	7	1.063
Dallas.....	0	10	1.050
Finlandia.....	0	6	0.000
Fisk.....	0	8	0.000
Rust.....	0	2	0.000

#Won conference tournament or playoff.

Men's Award Winners

Division I First-Team All-Americans (1910-2003)	68
Division I First-Team All-Americans by School	72
Division II First-Team All-Americans (1981-2003).....	76
Division II First-Team All-Americans by School	77
Division III First-Team All-Americans (1981-2003).....	78
Division III First-Team All-Americans by School....	79
National Award Winners	80



All-America Teams

NOTE: The all-America teams were selected by the various team captains of the Intercollegiate Association Football League for the 1909-10 season. Various team managers selected the team from the 1910-11 season until 1917. No teams were selected in 1918 or 1919 due to World War I. From 1926-40, the teams were selected by coaches from the Intercollegiate Soccer Football Association. From 1936-40, there was no single all-America team, instead, the teams were selected by districts. In 1941, William Jeffrey of Penn St. and Richard Schmelzer of Rensselaer selected the team. Since 1942, the National Soccer Coaches Association of America has selected the team. Seasons were played in spring from 1910-14.

Division I First-Team All-America (1910-2003)

1910

G—C.B. Spencer, Columbia
D—Crockett, Pennsylvania
D—Lester Cushing, Harvard
D—Fenn, Pennsylvania
D—Semple, Columbia
D—Wilmer Young, Haverford
F—C.E. Dwyer, Columbia
F—G.J. Dwyer, Columbia
F—Gay, Yale
F—Frank Leland, Harvard
F—Zoller, Columbia

1911

G—T.M. Stevenson, Cornell
D—Elwyn Bannon, Harvard
D—Kistler, Columbia
D—Tann, Yale
D—Howard Taylor, Haverford
D—Wilmer Young, Haverford
F—Jules Bentley, Haverford
F—Harry Byng, Harvard
F—G.J. Dwyer, Columbia
F—Gay, Yale
F—Mellor, Pennsylvania

1912

G—Dickinson, Yale
D—M. Davis, Cornell
D—Dickey, Yale
D—Hildor, Columbia
D—Pennell, Pennsylvania
D—Lloyd Smith, Haverford
F—Jules Bentley, Haverford
F—Harry Byng, Harvard
F—Gay, Yale
F—Jones, Pennsylvania
F—George McPhee, Pennsylvania

1913

G—Brayton Nichols, Harvard
D—Elwyn Bannon, Harvard
D—Robert Davis, Cornell
D—Dickey, Yale
D—Thomas Elkinton, Haverford
D—Eugene McCall, Harvard
F—Daniel Needham, Harvard
F—Stanholt, Columbia
F—Samuel Stokes, Haverford
F—Watson, Pennsylvania
F—Zoller, Columbia

SPRING 1914

G—Arthur Jackson, Princeton
D—Thomas Elkinton, Haverford
D—Henry Francke, Harvard
D—Francis Grant, Harvard

D—Shepard, Yale
D—Webster, Pennsylvania
F—Bell, Pennsylvania
F—Shanholt, Columbia
F—Samuel Stokes, Haverford
F—Tripp, Yale
F—Walter Weld, Harvard

1914

G—Hopkins, Pennsylvania
D—Clarence Dyer, Cornell
D—Moore Gates, Princeton
D—Howard Lynch, Cornell
D—Mohr, Pennsylvania
D—Webster, Pennsylvania
F—Baron, Pennsylvania
F—Frank Cary, Haverford
F—J. Coleman Jennings, Harvard
F—Shanholt, Columbia
F—Walter Weld, Harvard

1915

G—Arthur Jackson, Princeton
D—Hirst, Pennsylvania
D—Harold Hoskins, Princeton
D—Mohr, Pennsylvania
D—C. Earl Moore, Princeton
D—Frank Thomas, Cornell
F—Baron, Pennsylvania
F—Frank Cary, Haverford
F—Moore Gates, Princeton
F—Joseph Stokes, Haverford
F—Walter Weld, Harvard

1916

G—Henry Cohu, Princeton
D—Edwards, Pennsylvania
D—Harold Hoskins, Princeton
D—Mohr, Pennsylvania
D—Walter Shipley, Haverford
D—Wood, Yale
F—Baron, Pennsylvania
F—George Buzby, Haverford
F—Richard Cooke, Harvard
F—Arthur Preyer, Princeton
F—Tinsman, Pennsylvania

1917

G—Chester Osler, Haverford
D—Robert Barrie, Haverford
D—George Dibble, Cornell
D—Russell Iler, Cornell
D—Walter Shipley, Haverford
D—Clinton Thorpe, Haverford
F—Philip Carson, Haverford
F—William Nassau, Pennsylvania
F—Duncan Spencer, Pennsylvania
F—Elmer Thorpe, Haverford
F—Tinsman, Pennsylvania

1920

G—J. Crossan Cooper, Princeton
D—Binns, Pennsylvania
D—Darrow, Pennsylvania
D—Glenn Hunt, Princeton
D—E. Lawrence Keyes, Princeton
D—Alfred Muench, Haverford
F—Bingham, Pennsylvania
F—Coburn, Yale
F—Dowlin, Pennsylvania
F—Duncan Spencer, Pennsylvania
F—Stinson, Pennsylvania

1921

G—J. Crossan Cooper, Princeton
D—Hugh Futes, Cornell
D—Alfred Muench, Haverford
D—Patton, Pennsylvania
D—Smart, Princeton
D—Elliot Thompson, Cornell
F—Edwardo Elli, Cornell
F—John Jewett, Princeton
F—Francis Righter, Cornell
F—J. Moulton Thomas, Princeton
F—C.J. Woodridge, Princeton

1922

G—J. Crossan Cooper, Princeton
D—Amelia, Pennsylvania
D—Beard, Pennsylvania
D—John Smart, Princeton
D—John Sullivan, Harvard
D—Elliot Thompson, Cornell
F—Randolph Heizer, Harvard
F—McElroy, Pennsylvania
F—Francis Righter, Cornell
F—J. Moulton Thomas, Princeton
F—C.J. Woodridge, Princeton

1923

G—James Anderson, Pennsylvania
D—Castle, Pennsylvania
D—James Downs, Pennsylvania
D—Fisher, Yale
D—Thomas Garrett, Haverford
D—John Smart, Princeton
F—Hans Boos, Pennsylvania
F—J. Crossan Cooper, Princeton
F—William Lingelbach, Pennsylvania
F—McLaughlin, Pennsylvania
F—Robert Richie, Haverford

1924

G—Mulford Colebrook, Princeton
D—James Downs, Pennsylvania
D—Henry Evans, Haverford
D—Thomas Garrett, Haverford
D—Walter Pattison, Harvard
D—Zantzing, Yale
F—Willem Barnouw, Princeton
F—Hans Boos, Pennsylvania
F—James Gentle, Pennsylvania
F—William Lingelbach, Pennsylvania
F—Charles Stewart, Pennsylvania

1925

G—Mulford Colebrook, Princeton
D—Fisher, Princeton
D—Joseph MacKinnon, Harvard
D—William McDonald, Pennsylvania
D—Milliken, Yale
D—Zantzing, Yale
F—Willem Barnouw, Princeton
F—Hans Boos, Pennsylvania
F—Laurence Driggs, Harvard
F—James Gentle, Pennsylvania
F—William Saunders, Haverford

1926

G—Richard Thomas, Harvard
D—George Lippencott, Penn St.
D—Frankland Logan, Haverford
D—William McDonald, Pennsylvania
D—Samuel Nevins, Lehigh
D—Chian Shu, Cornell
F—Willem Barnouw, Princeton
F—John Packard, Princeton
F—Ed Pecori, Penn St.
F—William Saunders, Haverford
F—Charles Squires, Princeton

1927

G—William Alsop, Haverford
D—Carson Crocker, Princeton
D—Don Edgerton, Penn St.
D—William Frazier, Haverford
D—William Lingelbach, Pennsylvania
D—Strimlau, Penn St.
F—Morris Estes, Haverford
F—Dick Marshall, Penn St.
F—John Packard, Princeton
F—Ingram Richardson, Haverford
F—Redman Stewart, Princeton

1928

G—Ruddy, Yale
D—Henry Coles, Swarthmore
D—William Frazier, Haverford
D—Howard Johnson, Swarthmore
D—William Lingelbach, Pennsylvania
D—H. Bradley Sexton, Princeton

F—Depler Bullard, Lehigh
F—Dick Marshall, Penn St.
F—George Olditch, Cornell
F—Henry Rudy, Swarthmore
F—Smith, Yale

1929

G—Bob McCune, Penn St.
D—Herb Allen, Penn St.
D—William Frazier, Haverford
D—Howard Johnson, Swarthmore
D—Robertson, Yale
D—Newman Shirk, Haverford
F—Ashley, Yale
F—John Bright, Williams
F—Charles Kullman, Pennsylvania
F—Bill Lut, Penn St.
F—Andre Stollmayer, Dartmouth

1930

G—John Faude, Harvard
D—John Bland, Harvard
D—Richard Bond, Swarthmore
D—James Donovan, Cornell
D—George Hutchinson, Navy
D—Whiteclans, Yale
F—Bud Anderson, Penn St.
F—Townsend Anderson, Pennsylvania
F—Wallie Brownback, Pennsylvania
F—Freeman, Yale
F—Charles Kullman, Pennsylvania

1931

G—Bob McCune, Penn St.
D—Lewis Byers, Lehigh
D—John Corry, Navy
D—Al Daykin, Penn St.
D—Willis Stetson, Swarthmore
D—John Williams, Lehigh
F—Townsend Anderson, Pennsylvania
F—Samuel Cochran, Princeton
F—Charles Kullman, Pennsylvania
F—D. Rice Longaker, Haverford
F—Henry Rudy, Swarthmore

1932

G—Albert Zintl, Haverford
D—Luis Bermijillo, Cornell
D—Black, Syracuse
D—Al Daykin, Penn St.
D—Frank Evans, Penn St.
D—Parker, Springfield
F—Carl Hendrickson, Pennsylvania
F—Jordan, Yale
F—McEwan, Syracuse
F—Robertson, Springfield
F—J.J. Troth, Princeton

1933

G—Ray Bell, Penn St.
D—Black, Syracuse
D—J.E. Fletcher, Penn St.
D—Bob Graham, Penn St.
D—John Reilly, Pennsylvania
D—Strzepak, Illinois
F—J.W. Bielicki, Penn St.
F—Ed Finzel, Penn St.
F—Ramon Gonzalez, Pennsylvania
F—A. Thomas Richie, Haverford
F—Robertson, Springfield

1934

G—Ray Bell, Penn St.
D—Luis Bermijillo, Cornell
D—Bob Graham, Penn St.
D—E.P. Oelsner, Princeton
D—Rees, Springfield
D—Bill Sutliff, Penn St.
F—J.W. Bielicki, Penn St.
F—Chapman Brown, Haverford
F—George Faust, Pennsylvania
F—Bill McEwan, Penn St.
F—Everett Sanderson, Navy

1935

G—James Stewart, Pennsylvania
 D—Hampton Carson, Pennsylvania
 D—John Dorman, Harvard
 D—Oliver Pearson, Swarthmore
 D—Theodore Robie, Howard
 D—Ward, Yale
 F—Coerr, Yale
 F—Thomas Hollowell, Swarthmore
 F—Pond, Yale
 F—Charles Scott, Pennsylvania
 F—James Wood, Harvard

1936**NEW ENGLAND DISTRICT**

G—Peter Corn, Brown
 D—E.S. Church, Brown
 D—H.L. Henry, Brown
 D—Kay, Springfield
 D—Richard Powell, Harvard
 D—Spahr, Springfield
 F—Badger, Yale
 F—Lasell, Yale
 F—William Margeson, Brown
 F—Schoupe, Amherst
 F—James Wood, Harvard

MIDDLE ATLANTIC DISTRICT

G—Harper Follansbee, Princeton
 D—John Beck, Swarthmore
 D—Forbes, Pennsylvania
 D—Frank Luchard, Lehigh
 D—Oliver Pearson, Swarthmore
 D—Leslie Seely, Haverford
 F—R.H. Davison, Princeton
 F—Thomas Hollowell, Swarthmore
 F—William Hershey, Cornell
 F—Rodman Morgan, Princeton
 F—Everett Sanderson, Navy

1937**NEW ENGLAND DISTRICT**

G—Beiber, Springfield
 D—Malcolm Deardon, Brown
 D—Walter Jackson, Brown
 D—Bernard Jacobson, Harvard
 D—Keefe, Yale
 D—Raleigh, Yale
 F—Carter, Yale
 F—John Johansen, Harvard
 F—Mayer, Springfield
 F—Thomas Motley, Harvard
 F—Munro, Springfield

MIDDLE ATLANTIC DISTRICT

G—Richard Brunhouse, Swarthmore
 D—Jonathan Evans, Haverford
 D—Ridgeway Faust, Pennsylvania
 D—Archibald Fletcher, Princeton
 D—George Johnson, Princeton
 D—Whittemore Whittier, Haverford
 F—Leonard Darling, Cornell
 F—Frederick Richardson, Princeton
 F—Richard Sylvester, Princeton
 F—Hubert Taylor, Haverford
 F—Gary White, Swarthmore

1938**NEW ENGLAND DISTRICT**

G—Harold Williams, Harvard
 D—Dickinson, Yale
 D—Fox, Williams
 D—Nelson Hardenbergh, Harvard
 D—Hunt, Amherst
 D—Bernard Jacobson, Harvard
 F—Gray, Springfield
 F—J.J. Herguth, MIT
 F—John Johansen, Harvard
 F—David McEwen, WPI
 F—Howard Mendel, Harvard

MIDDLE ATLANTIC DISTRICT

G—Decker, Pennsylvania
 D—Jonathan Evans, Haverford

D—Ridgeway Faust, Pennsylvania
 D—George Johnson, Princeton
 D—L. Crosby Lewis, Haverford
 D—David Watts, Princeton
 F—Eugene Crosby, Cornell
 F—William Evans, Haverford
 F—Frank Mears, Haverford
 F—Frederick Richardson, Princeton
 F—Gary White, Swarthmore

1939**SOUTHERN DISTRICT**

G—Refo, Navy
 D—Galbreath, McDaniel
 D—Grenough, Virginia
 D—Thomas Harnsberger, Davidson
 D—Jack Hart, Towson
 D—John Partridge, Navy
 F—Haydar Asan, Duke
 F—William Briggs, Johns Hopkins
 F—Ernst, Maryland
 F—Robert Parker, Navy
 F—John Shock, Towson

NEW ENGLAND DISTRICT

G—Coote, Wesleyan (Conn.)
 D—Babb, Springfield
 D—Bijur, Brown
 D—Fox, Williams
 D—John Gidney, Dartmouth
 D—Roberts, Springfield
 F—Erickson, Yale
 F—Gray, Springfield
 F—Howard Mendel, Harvard
 F—Munro, Springfield
 F—Arthur Page, Harvard

MIDDLE ATLANTIC DISTRICT

G—Donald Robertson, Princeton
 D—W.R. Hosterman, Penn St.
 D—Robert McDonald, Pennsylvania
 D—John Perry, Cornell
 D—George Russell, Princeton
 D—David Watts, Princeton
 F—Charles Crothers, Swarthmore
 F—Alan Hunter, Pennsylvania
 F—George Nemchik, Temple
 F—Powell, Princeton
 F—Frederick Richardson, Princeton

1940**SOUTHERN DISTRICT**

G—Maisel, Maryland
 D—Jack Hart, Towson
 D—Keyes, Virginia
 D—Elvin Lewis, High Point
 D—Joseph Reedy, Navy
 D—Shockley, McDaniel
 F—Frank Davis, Navy
 F—Ernst, Maryland
 F—John Farrior, Davidson
 F—John Shock, Towson
 F—Tomlinson, McDaniel

NEW ENGLAND DISTRICT

G—John Munroe, Dartmouth
 D—Carton, Yale
 D—William Edgar, Harvard
 D—David Ives, Harvard
 D—Josephson, Wesleyan (Conn.)
 D—Saul Klamman, Massachusetts
 F—Freeman, Wesleyan (Conn.)
 F—Gray, Springfield
 F—Haines, Yale
 F—Gordon Smith, Dartmouth
 F—Waters, Wesleyan (Conn.)

MIDDLE ATLANTIC DISTRICT

G—Robert Ochs, Cornell
 D—Christopher Evans, Haverford
 D—Robert Ewing, Princeton
 D—W.R. Hosterman, Penn St.
 D—Robert Partridge, Pennsylvania
 D—Kenneth Roberts, Haverford
 F—Ward Chamberlain, Princeton

F—Edward Flaccus, Haverford
 F—Anibal Galindo, Penn St.
 F—Richard Plummer, Princeton
 F—Edward Robie, Princeton

1941

G—Heisler, Amherst
 D—Stanton Cope, Swarthmore
 D—Cummings, Yale
 D—Bill Guckeyson, Army
 D—Jarina, Springfield
 D—Ports, Maryland
 F—Anibal Galindo, Penn St.
 F—Haines, Yale
 F—Woody King, Penn St.
 F—Schmidt, Springfield
 F—Gordon Smith, Dartmouth

1942

G—Chandler Brewer, Princeton
 D—Cummings, Yale
 D—Dean Hartman, Penn St.
 D—Millet, Yale
 D—J.J. Palmer, Princeton
 D—Schubert, Rensselaer
 F—Ward Chamberlain, Princeton
 F—James Gifford, Army
 F—Andrew Hritz, Pennsylvania
 F—Jose Lonbana, Penn St.
 F—Pete Lorenc, Temple

1943

G—Samuel Gorsline, Navy
 D—William Chaires, Navy
 D—Jarina, Rensselaer
 D—Lilley, Rensselaer
 D—Palmer, Rensselaer
 D—Joseph Reeves, Navy
 F—Arturo Calisto, Navy
 F—Hritz, Pennsylvania
 F—Jose Lonbana, Penn St.
 F—Ralph Sciolla, Army
 F—Felix Teran, Rensselaer

1944

G—Gene Graebner, Penn St.
 D—Walter Bahr, Temple
 D—Hank Cobb, Army
 D—Edward McDonough, Cornell
 D—G.A. Reeves, Navy
 D—Herbert Van Ingen, Dartmouth
 F—Abboth, Yale
 F—Arturo Calisto, Navy
 F—Robert Kirk, Navy
 F—Robert Roberts, Dartmouth
 F—Davis Townsend, Pennsylvania

1945

G—Tom Tyree, Army
 D—Fred Barlow, Temple
 D—Cal Benedict, Army
 D—Robert Clayton, Haverford
 D—Bob Crowley, Army
 D—John Hamilton, Penn St.
 F—Brice, Yale
 F—Arturo Calisto, Navy
 F—Robert Ketchum, Pennsylvania
 F—Matlack, Penn St.
 F—Archie Ruggieri, Navy

1946

G—Tom Tyree, Army
 D—Fred Barlow, Temple
 D—Leland Fancher, Dartmouth
 D—Dean Hartman, Penn St.
 D—Al Laverson, Temple
 D—Will Van Breda Kolff, Princeton
 F—Branch Blair, Pennsylvania
 F—John Hamilton, Penn St.
 F—Evan Jones, Haverford
 F—Ben McLaughlin, Temple
 F—Geza Molnar, Lehigh

1947

G—Al Schaufelberger, Navy
 D—Jack Coulter, Navy
 D—Hogan, Springfield
 D—Tom Lambert, Temple
 D—Roger Peard, Navy
 D—Christian Pederson, Swarthmore
 F—John Hughes, Temple
 F—Evan Jones, Haverford
 F—Robert Rogers, Princeton
 F—Rolf Valtin, Swarthmore
 F—Whatford, Brockport St.

1948

G—Theodore Bondi, Brockport St.
 D—Brown, Cortland St.
 D—Ralph Hosterman, Penn St.
 D—Tom Lambert, Temple
 D—Andrew Lucine, Haverford
 D—Moutinho, Springfield
 F—Meritt Baldwin, Connecticut
 F—Belt, Maryland
 F—Charles Berman, Cornell
 F—Carlos Fetteroff, Connecticut
 F—Stolz, Amherst

1949

G—Theodore Bondi, Brockport St.
 D—James Blozie, Connecticut
 D—Donald Dunbar, Amherst
 D—Stephan Negoesco, San Francisco
 D—Gerald Mahrer, Long Island
 D—Donald Thompson, Brockport St.
 F—Louis Dollarton, West Chester
 F—Clement Grillo, Long Island
 F—Harry Little, Penn St.
 F—Walter Lowmes, Pennsylvania
 F—Godfrey Nelson, Trinity (Conn.)

1950

G—Theodore Bondi, Brockport St.
 D—Jackson Hall, Dartmouth
 D—James Hannah, Seton Hall
 D—Richard Mothorpe, Brockport St.
 D—William Sheppell, Seton Hall
 D—Ralph Stern, West Chester
 F—George Andreadis, Long Island
 F—Derl Derr, Cornell
 F—Louis Dollarton, West Chester
 F—Gustavo Gomez, Rensselaer
 F—Harry Little, Penn St.

1951

G—Richard Miller, Oberlin
 D—Jacques Auguster, Rensselaer
 D—James Hannah, Seton Hall
 D—Thomas Morrell, Indiana
 D—Eugene Orbaker, Brockport St.
 D—Robert Palmer, Oberlin
 F—Peter Bellows, Oberlin
 F—George Boateng, Cornell
 F—Thomas Kennan, Earlham
 F—George Place, Swarthmore
 F—Anthony Puglisi, West Chester

1952

G—Will Ferguson, Kenyon
 D—Charles Butt, Springfield
 D—Jackson Hall, Dartmouth
 D—Joseph Marshall, Springfield
 D—Joseph Moulder, Oberlin
 D—Charles Ufford, Harvard
 F—Joseph Devaney, Pennsylvania
 F—Jack Dunn, Temple
 F—Anthony Puglisi, West Chester
 F—David Strauch, Duke
 F—Carl Yoder, Frank. & Marsh.

1953

G—William Cox, San Francisco
 D—Fred Gahres, East Stroudsburg
 D—Jay Germand, Springfield
 D—Fred James, Duke
 D—Leonard Oliver, Temple

D—Vincent Palmieri, Cortland St.
 F—Winfield Carlough, Trinity (Conn.)
 F—Gabor Czako, Pennsylvania
 F—Henry Ford, Wesleyan (Conn.)
 F—Neil Mutschler, Trinity (Conn.)
 F—Manuel Ortiz, San Francisco

1954

G—Bruce Newell, Navy
 D—Leonard Oliver, Temple
 D—Vincent Palmieri, Cortland St.
 D—Hector Riquezes, Duke
 D—Robert Siemons, Allegheny
 D—Norman Thoms, Oberlin
 F—Francis Adams, Army
 F—Paul Clark, Wheaton (Ill.)
 F—Jack Dunn, Temple
 F—Richard Packer, Penn St.
 F—John Pinezich, Penn St.

1955

G—James Davins, Bridgeport
 D—Dale Conly, Oberlin
 D—John Hicks, Indiana
 D—Carlos Ossio, California
 D—Sergio Rey, West Chester
 D—Robert Simpson, Temple
 F—David Arnold, Wheaton (Ill.)
 F—E.C. Kirk Hall, Amherst
 F—Oleh Karawan, Navy
 F—Richard Malinowski, Baltimore
 F—Richard Packer, Penn St.

1956

G—Michael Easterling, Wheaton (Ill.)
 D—Thomas Colmey, Duke
 D—Paul Coward, Purdue
 D—William Hughes, Brockport St.
 D—Henry Litchfuss, Towson
 D—Raymond Wilson, West Chester
 F—Michael Cooke, Yale
 F—Oswald Jethon, Drexel
 F—Kenneth Lindfors, Oberlin
 F—Douglas Raynard, Trinity (Conn.)
 F—Anthony Washofsky, Drexel

1957

G—Michael Easterling, Wheaton (Ill.)
 D—Paul Coward, Purdue
 D—John Nelson, Cornell
 D—Newlin Otto, Earlham
 D—John Paranos, CCNY
 D—Daniel Sullivan, Springfield
 F—Telahun Bekele, Purdue
 F—Thomas Fleck, West Chester
 F—Gerald Husted, Frank. & Marsh.
 F—Sergei Retinov, Swarthmore
 F—Per Torgenson, Penn St.

1958

G—Richard Williams, Pennsylvania
 D—Mohamad Ganie, UCLA
 D—John Jennings, Washington (Md.)
 D—John Meehan, Navy
 D—Newlin Otto, Earlham
 D—Remo Tabello, UCLA
 F—Stanley Dlugosz, Drexel
 F—Oswald Jethon, Drexel
 F—Edward Lopresto, UCLA
 F—Alberto Sarria, Michigan St.
 F—Theodore Zornow, Rochester

1959

G—John Santos, Fairleigh Dickinson
 D—Joseph Cosgrove, Baltimore
 D—John Dueker, St. Louis
 D—James Gallo, Temple
 D—Peter Hezekiah, Howard
 D—Bohdan Huryn, Cleveland St.
 F—Walter Chyzowych, Temple
 F—Cecil Heron, Michigan St.
 F—Adam Pintz, Cleveland St.
 F—Erich Stredler, Michigan St.
 F—James Taylor, Colgate

1960

G—George Politz, Baltimore
 D—William Heyen, Brockport St.
 D—Gyula Kovacsics, Haverford
 D—Barry Remley, West Chester
 D—Tom Scanlon, La Salle
 D—Hal Taylor, Haverford
 F—William Charlton, Temple
 F—Igor Lissy, Drexel
 F—Walt Schmidt, Rutgers
 F—Chris Sweeney, Cortland St.
 F—Jim Taylor, Colgate

1961

G—Andre Houtkruyer, CCNY
 D—Neil Fagan, Navy
 D—Reiner Kemeling, Michigan St.
 D—Gerald Li, San Francisco St.
 D—Helmut Poje, Long Island
 D—Harry Shirk, East Stroudsburg
 F—Kun Choo, California
 F—Magid Kria, Washington-St. Louis
 F—Robert Malone, St. Louis
 F—Alvord Rutherford, Williams
 F—Donald Williams, West Chester

1962

G—David Smoyer, Dartmouth
 D—Louis Buck, Pennsylvania
 D—Paul Fardy, Cortland St.
 D—Reiner Kemeling, Michigan St.
 D—Fritz Kungle, Akron
 D—Bill Vieth, St. Louis
 F—Gerry Balassi, St. Louis
 F—Rubens Filizola, Michigan St.
 F—Karl Kaeser, Navy
 F—Keith Van Winkle, Middlebury
 F—Don Williams, West Chester

1963

G—Roger Curylo, Bridgeport
 D—Thomas Hennessey, St. Louis
 D—Myron Hura, Navy
 D—Michael Lonergan, Fairleigh Dickinson
 D—Anthony Martelli, Hartwick
 D—Helmut Poje, Long Island
 F—Winston Alexis, Howard
 F—Al Hershey, Elizabethtown
 F—Christian Ohiri, Harvard
 F—Walter Schmotolocha, Cleveland St.
 F—Keith Van Winkle, Middlebury

1964

G—Timothy Tarpley, California
 D—Don Ceresia, St. Louis
 D—Lee Cook, TCNJ
 D—Roy Eales, Maryland
 D—Daniel Goldstein, Fairleigh Dickinson
 D—Davis Webb, Middlebury
 F—Payton Fuller, Michigan St.
 F—Myron Hura, Navy
 F—Giedris Klivecka, Long Island
 F—Albert Korbus, San Jose St.
 F—Pat McBride, St. Louis

1965

G—Timothy Tarpley, California
 D—Lee Cook, TCNJ
 D—John Eastman, Ohio U.
 D—Nick Krat, Michigan St.
 D—Peter Prozik, Buffalo St.
 D—Steve Varsa, Catholic
 F—Janos Benedek, Ithaca
 F—Guy Bush, Michigan St.
 F—Lewis Fraser, San Jose St.
 F—Carl Gentile, St. Louis
 F—Pat McBride, St. Louis

1966

G—John Garrison, Middlebury
 D—Myron Bakun, Rutgers-Newark
 D—John Boles, Temple
 D—Ulrick Bourke, Catholic
 D—Peter Hens, Michigan St.
 D—Reinhold Jabusch, Long Island

F—Victor DeJong, Brown
 F—Jaffer Kassamali, Amherst
 F—Umit Kesim, Indiana
 F—Jack Keane, St. Louis
 F—Donald Prozik, Brockport St.

1967

G—Ford Brunner, Akron
 D—John Marks, Middlebury
 D—Ron McEachen, West Virginia
 D—Jacob Meehl, Temple
 D—Patrick Migliore, Brown
 D—Tom Teach, Navy
 F—Kirk Apostolidis, San Francisco
 F—Henry Camacho, San Jose St.
 F—Trevor Harris, Michigan St.
 F—Sandor Hites, South Fla.
 F—Walter Werner, St. Louis

1968

G—Mario Jelencovich, Maryland
 D—Giancarlo Brandoni, Maryland
 D—Torgier Hague, San Francisco
 D—Bob Peffle, Temple
 D—William Smyth, Davis & Elkins
 D—Tom Williams, Brockport St.
 F—Rilda Ferreira, Davis & Elkins
 F—Trevor Harris, Michigan St.
 F—Manuel Hernandez, San Jose St.
 F—Tony Keyes, Michigan St.
 F—Fred Nourzad, San Jose St.

1969

G—Bruce Parkhill, Lock Haven
 D—Tony Elia, Hartwick
 D—Don Fowler, TCNJ
 D—Peter Goosens, San Diego St.
 D—Len Renery, Columbia
 D—Karim Yassin, Elizabethtown
 F—Bob Durham, Philadelphia U.
 F—Manuel Hernandez, San Jose St.
 F—Abdula Jama, New York U.
 F—Alec Papadakis, Hartwick
 F—Rasim Tugberk, Maryland

1970

G—William Nuttal, Davis & Elkins
 D—Art Demling, Michigan St.
 D—Alan Harte, Quincy
 D—Nick Iwanik, Ill.-Chicago
 D—Gerardo Pagnani, Eastern Ill.
 D—Aladin Rodrigues, San Jose St.
 F—Alvin Henderson, Howard
 F—Richard Parkinson, Akron
 F—Randy Smith, Buffalo St.
 F—Stanley Startzell, Pennsylvania
 F—Al Trost, St. Louis

1971

G—Cal Kern, Buffalo St.
 D—Alan Harte, Quincy
 D—Gerardo Pagnani, Eastern Ill.
 D—John Schneider, Quincy
 D—Andy Smiles, Ohio U.
 D—William Smyth, Davis & Elkins
 F—Keith AQUI, Howard
 F—Alvin Henderson, Howard
 F—John Moore, Brockport St.
 F—Richard Parkinson, Akron
 F—Mike Seerey, St. Louis

1972

G—Robert Rigby, East Stroudsburg
 D—Chris Bahr, Penn St.
 D—Gordon Chalmondeley, Philadelphia U.
 D—Alan Harte, Quincy
 D—Gerardo Pagnani, Eastern Ill.
 D—Hans Wango, Davis & Elkins
 F—Ian Bain, Howard
 F—Eugene Durham, Philadelphia U.
 F—Tom Kazembe, Wooster
 F—Chris Papagianis, Harvard
 F—Andrew Rymarczuk, Penn St.

1973

G—Frank Tusinski, Mo.-St. Louis
 D—David D'Errico, Hartwick
 D—Kip Jordan, Cornell
 D—Kevin Missey, Mo.-St. Louis
 D—Farrukh Quraishi, Oneonta St.
 D—Ferdinand Treusacher, Brown
 F—Henry Abadi, Clemons
 F—Chris Bahr, Penn St.
 F—Stephan Baumann, Pennsylvania
 F—Tom Kazembe, Wooster
 F—Dale Russell, Philadelphia U.

1974

G—Pete Mannos, Northern Ill.
 D—Jesse Cox, Loyola (Md.)
 D—Bruce Hudson, St. Louis
 D—John Nusum, Philadelphia U.
 D—Farrukh Quraishi, Oneonta St.
 D—Mickey Rooney, Keene St.
 F—Chris Bahr, Penn St.
 F—Franz Innocent, Connecticut
 F—Tom Kazembe, Wooster
 F—Fred Pereira, Brown
 F—Dale Russell, Philadelphia U.

1975

G—Pete Mannos, Northern Ill.
 D—Sam Bick, Quincy
 D—Nimrod Dreyfus, Adelphi
 D—Greg Makowski, SIU Edwardsville
 D—John Nusum, Philadelphia U.
 D—Dale Rothe, Baltimore
 F—Carlos Merchan, Fairleigh Dickinson
 F—George Nanchoff, Akron
 F—Steve Raibovsky, Brown
 F—Dale Russell, Philadelphia U.
 F—Elson Seale, Philadelphia U.

1976

G—Dragan Radovich, St. Francis (N.Y.)
 D—Carl Christensen, Vermont
 D—Greg Gorleku, Eastern Ill.
 D—Paul Hunter, Connecticut
 D—Greg Makowski, SIU Edwardsville
 D—Glenn Myernick, Hartwick
 F—Andy Atuegbu, San Francisco
 F—Ty Keough, St. Louis
 F—George Nanchoff, Akron
 F—Louie Nanchoff, Akron
 F—Fred Pereira, Brown

1977

G—Dragan Radovich, St. Francis (N.Y.)
 D—Adrian Brooks, Philadelphia U.
 D—Bill Gazonas, Hartwick
 D—Herve Guilloid, Fredonia St.
 D—Greg Makowski, SIU Edwardsville
 D—John Nusum, Philadelphia U.
 F—Angelo DiBernardo, Indiana
 F—Emilio John, Quincy
 F—John Maciel, Western Ill.
 F—Paul Milone, Princeton
 F—Rick Reice, Penn St.

1978

G—Dragan Radovich, St. Francis (N.Y.)
 D—Adrian Brooks, Philadelphia U.
 D—George Gorleku, Eastern Ill.
 D—Ty Keough, St. Louis
 D—Barry Nix, Columbia
 D—Greg Ryan, Southern Methodist
 F—Raymond Ford, UMBC
 F—George Lesyw, Temple
 F—Ole Mikkelsen, UCLA
 F—Peter Notaro, Loyola (Md.)
 F—James Stamatis, Penn St.

1979

G—Randy Phillips, Southern Methodist
 D—Saeid Baghvardani, Southern Methodist
 D—Mike Freitag, Indiana
 D—Barry Nix, Columbia
 D—Jerry Reardon, Adelphi

D—John Young, Hartwick
 F—Armando Betancourt, Indiana
 F—Steve Charles, Columbia
 F—Nnamdi Nwokocha, Clemson
 F—Clyde O'Garro, St. Francis (N.Y.)
 F—Ray Taylor, Western Ill.

1980

G—Randy Phillips, Southern Methodist
 D—Saeid Baghvardani, Southern Methodist
 D—Tim Gargan, Lock Haven
 D—Erhardt Kapp, Connecticut
 D—Joseph Morrone Jr., Connecticut
 D—Kevin Murphy, Rhode Island
 F—Trevor Adair, Lock Haven
 F—Hernan Borja, N.J. Inst. of Tech.
 F—Damien Kelly, Eastern Ill.
 F—Kamal Khalilian, Southern Methodist
 F—Robert Meschbach, Indiana

1981

G—Skip Gilbert, Vermont
 D—Dan Canter, Penn St.
 D—Richard Chinapoo, Long Island
 D—Tom Groark, Southern Ill.
 D—Tom McDonald, Philadelphia U.
 D—Barry Nix, Columbia
 F—Armando Betancourt, Indiana
 F—Pedro DeBrito, Connecticut
 F—John Hayes, St. Louis
 F—Damien Kelly, Eastern Ill.
 F—Agyeman Prempeh, Eastern Ill.

1982

G—Skip Gilbert, Vermont
 D—Lou Karbiener, Penn St.
 D—Erik Nelson, San Francisco
 D—Adubarie Otorobio, Clemson
 D—Joseph Ulrich, Duke
 F—Matthew English, Akron
 F—Tom Killeen, Philadelphia U.
 F—Kevin Maher, Yale
 F—Steve McLean, Philadelphia U.
 F—Neil Ridgway, Bowling Green
 F—Roy Wegerle, South Fla.

1983

G—James Swanner, Clemson
 D—Michael Jeffries, Duke
 D—David Masur, Rutgers
 D—Simon Spelling, Akron
 D—Jose Vidal, Boston U.
 M—Michael Brady, American
 M—Aidan McCluskey, Fairleigh Dickinson
 M—Neil Ridgway, Bowling Green
 F—Thomas Kain, Duke
 F—Steve McLean, Philadelphia U.
 F—Roy Wegerle, South Fla.

1984

G—Jeffrey Duback, Yale
 D—Albert Adabe, Eastern Ill.
 D—Adubarie Otorobio, Clemson
 D—Shaun Pendleton, Akron
 M—Anthony Bono, Drexel
 M—Dale Ervine, UCLA
 M—Aidan McCluskey, Fairleigh Dickinson
 F—John Gaffney, Virginia
 F—Thomas Kain, Duke
 F—Michael King, Fairleigh Dickinson
 F—Sam Okpodu, North Carolina St.

1985

G—Tim Borer, Old Dominion
 D—Paul Caligiuri, UCLA
 D—Shaun Pendleton, Akron
 D—Michael Reynolds, George Mason
 M—John Kerr, Duke
 M—Mark Mettrick, Hartwick
 M—Bruce Murray, Clemson
 F—Michael Brady, American
 F—Eric Eichmann, Clemson
 F—Thomas Kain, Duke
 F—Sam Sumo, George Mason

1986

G—Jeffrey Duback, Yale
 D—Paul Caligiuri, UCLA
 D—Benjamin Okaroh, Boston U.
 D—Steve Tritshuh, SIU Edwardsville
 M—Mark Francis, Southern Methodist
 M—Gary Furlong, Maryland
 M—John Harkes, Virginia
 F—John Catliff, Harvard
 F—Guy Furfaro, Philadelphia U.
 F—George Gelnovatch, Virginia
 F—John Kerr, Duke

1987

G—Robert Willen, Virginia
 D—Seamus Purcell, Providence
 D—Paul Rutenis, Clemson
 D—David Smyth, North Carolina
 M—John Harkes, Virginia
 M—Mark Mettrick, Hartwick
 M—Tab Ramos, North Carolina St.
 F—Doug Allison, South Carolina
 F—Bruce Murray, Clemson
 F—Ken Snow, Indiana
 F—Peter Vermes, Rutgers

1988

G—Tony Meola, Virginia
 D—Jeff Agoos, Virginia
 D—Marcelo Balboa, San Diego St.
 D—Kevin Grimes, Southern Methodist
 F—Scott Bendetti, Portland
 F—Brian Benedict, Duke
 F—Henry Gutierrez, North Carolina St.
 F—Patrick O'Kelly, Seton Hall
 F—Mark Santel, St. Louis
 F—Ken Snow, Indiana
 F—Joey Valenti, Duke

1989

G—Tony Meola, Virginia
 D—Kevin Grimes, Southern Methodist
 D—Cameron Rast, Santa Clara
 D—Kevin Wylie, Vermont
 M—David Banks, Philadelphia U.
 M—Tim Martin, Fresno St.
 M—Patrick O'Kelly, Seton Hall
 F—Clark Brisson, South Carolina
 F—Peter Isaacs, Harvard
 F—Robert Paterson, Evansville
 F—Ken Snow, Indiana

1990

G—Kasey Keller, Portland
 D—Jeff Agoos, Virginia
 D—Scott Cannon, Evansville
 D—Tom Loeber, South Carolina
 M—Dario Brose, North Carolina St.
 M—Chad Deering, Indiana
 M—Mark Santel, St. Louis
 F—Steve Rammel, Rutgers
 F—Ken Snow, Indiana
 F—William Thompson, UCLA
 F—David Weir, Evansville

1991

G—Brad Friedel, UCLA
 D—Alexi Lalas, Rutgers
 D—Mike Lappas, UCLA
 D—Cameron Rast, Santa Clara
 M—Peter DiMaggio, Columbia
 M—Graham Merryweather, Evansville
 M—Claudio Reyna, Virginia
 F—Gerrell Elliott, Fresno St.
 F—Henry Gutierrez, North Carolina St.
 F—Manuel Lagos, Wis.-Milwaukee
 F—Dante Washington, Radford

1992

G—Brad Friedel, UCLA
 D—Joseph Addo, George Mason
 D—Scott Schweitzer, North Carolina St.
 D—Hector Zamora, Seton Hall
 M—Joe-Max Moore, UCLA
 M—Claudio Reyna, Virginia

M—Joseph Thieman, Princeton
 F—Ben Crawley, Virginia
 F—Robert Martella, Bowling Green
 F—Alan Prampin, Southern Methodist
 F—Robert Ukrop, Davidson

1993

G—Tim Deck, Wisconsin
 D—Shane Battelle, St. Louis
 D—Pedro Lopes, Rutgers
 D—Jorge Salcedo, UCLA
 M—Brian Kamler, Creighton
 M—Jason Kreis, Duke
 M—Claudio Reyna, Virginia
 F—Keith DeFini, Creighton
 F—Jimmy Glenn, Clemson
 F—Brian McBride, St. Louis
 F—Staal Soebye, San Francisco

1994

G—David Kramer, Fresno St.
 D—Brandon Pollard, Virginia
 D—Eddie Pope, North Carolina
 M—Jason Kreis, Duke
 M—Brian Maisonneuve, Indiana
 M—Matt McKeon, St. Louis
 M—Todd Yeagley, Indiana
 F—Brent Bennett, James Madison
 F—Mac Cozier, Charlotte
 F—Darren Eales, Brown
 F—Staal Soebye, San Francisco

1995

G—Chris Sniiko, UCLA
 D—Scott Lamphear, Wisconsin
 D—Ian McIntyre, Hartwick
 D—Brandon Pollard, Virginia
 M—Ben Hickey, St. John's (N.Y.)
 M—Jesse Marsch, Princeton
 M—Clint Mathis, South Carolina
 F—Mike Fisher, Virginia
 F—Matt McKeon, St. Louis
 F—Toni Siikala, Campbell
 F—Andrew Williams, Rhode Island

1996

G—Jon Busch, Charlotte
 D—Tahj Jakins, UCLA
 D—Pete Santora, Furman
 D—John Stratton, Air Force

M—Mike Fisher, Virginia
 M—Steve Klein, Bowling Green
 M—Mike Meikelburg, South Fla.
 F—Tony Kuhn, Vanderbilt
 F—Ignace Moleka, Florida Int'l
 F—Johnny Torres, Creighton
 F—Andrew Williams, Rhode Island

1997

G—Matthew Jordan, Clemson
 D—Leo Cullen, Maryland
 D—Kevin Daly, St. John's (N.Y.)
 D—Pete Santora, Furman
 M—Daniel Hernandez, Southern Methodist
 M—Alen Kozic, Florida Int'l
 M—Ben Olsen, Virginia
 F—Wade Barrett, William & Mary
 F—Sigurdur Eiyolfsson, UNC Greensboro
 F—Dema Kovalenko, Indiana
 F—Johnny Torres, Creighton

1998

G—Adin Brown, William & Mary
 D—Matt Chulis, Virginia
 D—Jamie Clark, Stanford
 D—Kevin Kalish, St. Louis
 M—Lazo Alavanja, Indiana
 M—Jay Heaps, Duke
 M—Wojtek Krakowiak, Clemson
 M—Maurizio Rocha, Connecticut
 F—Chris Albright, Virginia
 F—Seth George, UCLA
 F—Dema Kovalenko, Indiana
 F—Richard Mulrooney, Creighton

1999

G—Adin Brown, William & Mary
 D—Nick Garcia, Indiana
 D—Eric Denton, Santa Clara
 D—David Wright, Creighton
 M—Carl Bussey, Southern Methodist
 M—Daniel Alvarez, Furman
 M—Jeff DiMaria, St. Louis
 M—Sasha Victorine, UCLA
 F—John Barry Nusum, Furman
 F—Mohamed Fahim, Southern Methodist
 F—Ricardo Villar, Penn St.
 F—Aleksy Korol, Indiana



Adom Crew became Brown's 16th first-team all-American in the program's history last year.

Brown Sports Information

2000

G—Chris Hamblin, Boston College
 D—Chris Gbandi, Connecticut
 D—Cory Gibbs, Brown
 D—Ryan Suarez, San Jose St.
 M—Mark Lisi, Clemson
 M—Jorge Martinez, San Jose St.
 M—Ryan Nelsen, Stanford
 M—Carl Bussey, Southern Methodist
 F—Chris Carrieri, North Carolina
 F—Ali Curtis, Duke
 F—John Barry Nusum, Furman

2001

G—Byron Foss, Southern Methodist
 D—Chris Gbandi, Connecticut
 D—Daniel Jackson, North Carolina
 D—Lee Morrison, Stanford
 M—Luchi Gonzalez, Southern Methodist
 M—Kyle Martino, Virginia
 M—Diego Walsh, Southern Methodist
 F—Nicholas McCreath, Rhode Island
 F—Pat Noonan, Indiana
 F—John Barry Nusum, Furman
 F—Dipsy Selolwane, St. Louis

2002

G—Doug Warren, Clemson
 D—Todd Dunivant, Stanford
 D—John Swann, Indiana
 D—Chris Wingert, St. John's (N.Y.)
 M—Ricardo Clark, Furman
 M—Sumed Ibrahim, Maryland
 M—Andres Murriagu, Loyola Marymount
 M—Diego Walsh, Southern Methodist
 F—Alecko Eskandarian, Virginia
 F—Pat Noonan, Indiana
 F—Tim Pierce, UCLA
 F—Mike Tranchilla, Creighton

2003

G—Will Hesmer, Wake Forest
 D—Leonard Griffin, UCLA
 D—Trevor McEachron, Old Dominion
 D—Chris Wingert, St. John's (N.Y.)
 M—Scott Buete, Maryland
 M—Sumed Ibrahim, Maryland
 M—C.J. Klaas, Washington
 F—Adom Crew, Brown
 F—Ned Grabavoy, Indiana
 F—Vedad Ibisevic, St. Louis
 F—Joseph Ngwenya, Coastal Caro.

Division I First-Team All-Americans By School

ADELPHI (2)

75—Nimrod Dreyfuss
 79—Jerry Reardon

AIR FORCE (1)

96—John Stratton

AKRON (10)

62—Fritz Kungle
 67—Ford Brunner
 70—Richard Parkinson
 71—Richard Parkinson
 75—George Nanchoff
 76—George Nanchoff
 Louie Nanchoff
 83—Simon Spelling
 84—Shaun Pendleton
 85—Shaun Pendleton

AMERICAN (2)

83—Michael Brady
 85—Michael Brady

AMHERST (7)

36—Schoupe! *
 38—Hunt*
 41—Heisler
 48—Stolzfs
 49—Donald Dunbar
 55—E.C. Kirk Hall
 66—Jaffer Kassamali

ARMY (9)

41—Bill Guckeyson
 42—James Gifford
 43—Ralph Sciolla
 44—Hank Cobb
 45—Cal Benedict
 Bob Crowley
 Tom Tyree
 46—Tom Tyree
 54—Francis Adams

BALTIMORE (4)

55—Richard Malinowski
 59—Joseph Cosgrove
 60—George Politz
 75—Dale Rothe

BOSTON COLLEGE (1)

2000—Chris Hamblin

BOSTON U. (2)

83—Jose Vidal
 86—Benjamin Okaroh

BOWLING GREEN (4)

82—Neil Ridgway
 83—Neil Ridgway
 92—Robert Martella
 96—Steve Klein

BRIDGEPORT (2)

55—James Davins
 63—Roger Curylo

BROCKPORT ST. (12)

47—Whatford
 48—Theodore Bondi
 49—Theodore Bondi
 Donald Thompson
 50—Theodore Bondi
 Richard Mothorpe
 51—Eugene Orbaker
 56—William Hughes
 60—William Heyen
 66—Donald Prozik
 68—Tom Williams
 71—John Moore

BROWN (16)

36—E.S. Church*
 Peter Corn*
 H.L. Henry*
 William Margeson*
 37—Malcom Deardon*
 Walter Jackson*
 39—A.H. Bijur*
 66—Victor DeJong
 67—Patrick Migliore
 73—Ferdinand Treusacher
 74—Fred Pereira
 75—Steve Raibovsky
 76—Fred Pereira
 94—Darren Eales
 2000—Cory Gibbs
 2003—Adom Crew

BUFFALO ST. (3)

65—Peter Prozik
 70—Randy Smith
 71—Cal Kern

CALIFORNIA (4)

55—Carlos Ossio
 61—Kun Choo
 64—Timothy Tarpley
 65—Timothy Tarpley

CAMPBELL (1)

95—Toni Siikala

CATHOLIC (2)

65—Steve Varsa
 66—Ulick Bourke

CHARLOTTE (2)

94—Mac Cozior
 96—Jon Busch

CCNY (2)

57—John Paranos
 61—Andre Houtrakruyer

CLEMSON (14)

73—Henry Abadi

79—Nnamdi Nwokocha
 82—Adubarie Otorobio
 83—James Swanner
 84—Adubarie Otorobio
 85—Eric Eichmann
 Bruce Murray
 87—Bruce Murray
 Paul Rutenis
 93—Jimmy Glenn
 97—Matthew Jordan
 98—Wojtek Krakowiak
 2000—Mark Lisi
 02—Doug Warren

CLEVELAND ST. (3)

59—Peter Hezekiah
 Adam Pintz
 63—Walter Schmotolocha

COASTAL CARO. (1)

2003—Joseph Ngwenya

COLGATE (2)

59—Jim Taylor
 60—Jim Taylor

COLUMBIA (18)

10—C.E. Dwyer
 G.J. Dwyer
 Semple
 C.B. Spencer
 Zoller
 11—G.J. Dwyer
 Kistler
 12—Hildor
 13—Shanholt
 Zoller
 14s—Shanholt
 14—Shanholt
 69—Lee Renery
 78—Barry Nix
 79—Steve Charles
 Barry Nix
 81—Barry Nix
 91—Peter DiMaggio

CONNECTICUT (11)

48—Merritt Baldwin
 Carlos Fetteroff
 49—James Blozie
 74—Frank Innocent
 76—Paul Hunter
 80—Erhardt Kapp
 Joseph Morrone
 81—Pedro DeBrito
 98—Maurizio Rocha
 2000—Chris Gbandi
 01—Chris Gbandi

CORNELL (30)

11—T.N. Stevenson
 12—M. Davis
 13—Robert Davis
 14—Clarence Dyer
 Howard Lynch
 15—Frank Thomas
 17—George Dibble
 Russell Iler
 21—Edwardo Elli
 Hugh Futes
 Francis Righter
 Elliot Thompson
 22—Francis Righter
 Elliot Thompson
 26—Chian Su
 28—George Olditch
 30—James Donovan
 32—Luis Bermijillo
 34—Luis Bermijillo
 36—William Hershey*
 37—Leonard Darling*
 38—Eugene Crosby*
 39—John Perry*
 40—Robert Ochs*
 44—Edward McDonough
 48—Charles Berman
 50—Derl Derr
 51—George Boateng
 57—John Nelson

73—Kip Jordan

CORTLAND ST. (5)

48—Brown
 53—Vincent Palmieri
 54—Vincent Palmieri
 60—Chris Sweeney
 62—Paul Fardy

CREIGHTON (7)

93—Keith DeFini
 Brian Kamler
 96—Johnny Torres
 97—Johnny Torres
 98—Richard Mulrooney
 99—David Wright
 2002—Mike Tranchilla

DARTMOUTH (11)

29—Andre Stollmayer
 39—John Gidney*
 40—John Munroe*
 Gordon Smith*
 41—Gordon Smith
 44—Robert Roberts
 Herbert Van Ingen
 46—Leland Fancher
 50—Jackson Hall
 52—Jackson Hall
 62—David Smoyer

DAVIDSON (3)

39—Thomas Harnsberger*
 40—John Farrior*
 92—Robert Ukrop

DAVIS & ELKINS (5)

68—Rilda Ferreira
 William Smyth
 70—William Nuttal
 71—William Smyth
 72—Hans Wango

DREXEL (6)

56—Oswald Jethon
 Anthony Washofsky
 58—Stanley Dlugosz
 Oswald Jethon
 60—Igor Lissy
 84—Anthony Bono

DUKE (18)

39—Haydar Asan*
 52—David Strauch
 53—Fred James
 54—Robert Riquezes
 56—Thomas Colmey
 82—Joseph Ulrich
 83—Michael Jeffries
 Thomas Kain
 84—Thomas Kain
 85—Thomas Kain
 John Kerr
 86—John Kerr
 88—Brian Benedict
 Joey Valenti
 93—Jason Kreis
 94—Jason Kreis
 98—Jay Heaps
 2000—Ali Curtis

EARLHAM (3)

51—Thomas Kennan
 57—Newlin Otto
 58—Newlin Otto

EAST STROUDSBURG (3)

53—Fred Gahres
 61—Harry Shirk
 72—Robert Rigby

EASTERN ILL. (9)

70—Gerardo Pagnani
 71—Gerardo Pagnani
 72—Gerardo Pagnani
 76—George Gorleku
 78—George Gorleku
 80—Damien Kelly
 81—Damien Kelly
 Agyeman Prempeh
 84—Albert Adabe

ELIZABETHTOWN (2)

63—Al Hershey
69—Karim Yassim

EVANSVILLE (4)

89—Robert Paterson
90—Scott Cannon
David Weir
91—Graham Merryweather

FAIRLEIGH DICKINSON (7)

59—John Santos
63—Michael Lonergan
64—Daniel Goldstein
75—Carlos Merchan
83—Aidan McCluskey
84—Aidan McCluskey
Michael King

FLORIDA INT'L (2)

96—Ignace Moleka
97—Alen Kozic

FRANK. & MARSH. (2)

52—Carl Yoder
57—Gerald Husted

FREDONIA ST. (1)

77—Herve Guilloid

FRESNO ST. (3)

89—Tim Martin
91—Gerell Elliott
94—David Kramer

FURMAN (7)

96—Pete Santora
97—Pete Santora
99—Daniel Alvarez
John Barry Nusum
2000—John Barry Nusum
01—John Barry Nusum
02—Ricardo Clark

GEORGE MASON (3)

85—Michael Reynolds
Sam Sumo
92—Joseph Addo

HARTWICK (10)

63—Anthony Martelli
69—Tony Elia
Alec Papadakis
73—Dave D'Errico
76—Glenn Myernick
77—Bill Gazonas
79—John Young
85—Mark Mettrick
87—Mark Mettrick
95—Ian McIntyre

HARVARD (46)

10—Lester Cushing
Frank Leland
11—Elwyn Bannon
Harry Byng
12—Harry Byng
13—Elwyn Bannon
Eugene McCall
Daniel Needham
Brayton Nichols
14s—Henry Francke
Francis Grant
Walter Weld
14—J. Coleman Jennings
Walter Weld
15—Walter Weld
16—Richard Cooke
22—Randolph Heizer
John Sullivan
24—Walter Pattison
25—Laurence Driggs
Joseph MacKinnon
26—Richard Thomas
30—John Bland
John Faude
35—John Dorman
Theodore Robie
James Wood
36—Richard Powell*
James Wood*
37—Bernard Jacobson*

John Johansen*
Thomas Motley*
38—Nelson Hardenbergh*
Bernard Jacobson*
John Johansen*
Howard Mendel*
Harold Williams*
39—Howard Mendel*
Arthur Page*
40—William Edgar*
David Ives*
52—Charles Ufford
63—Christian Ohiri
72—Chris Papagianis
86—John Kerr
89—Peter Isaacs

HAVERFORD (58)

10—Wilmer Young
11—Jules Bentley
Howard Taylor
Wilmer Young
12—Jules Bentley
Lloyd Smith
13—Thomas Elkinton
Samuel Stokes
14s—Thomas Elkinton
Samuel Stokes
14—Frank Cary
15—Frank Cary
Joseph Stokes
16—George Buzby
Walter Shipley
17—Robert Barrie
Philip Corson
Chester Osler
Walter Shipley
Clinton Thorpe
Elmer Thorpe
20—Alfred Muench
21—Alfred Muench
23—Thomas Garrett
Robert Richie
24—Henry Evans
Thomas Garrett
25—William Saunders
26—Frankland Logan
William Saunders
27—William Alsop
Morris Estes
William Frazier
Ingram Richardson
28—William Frazier
29—William Frazier
Newman Shirk
31—D. Rice Longaker
32—Albert Zintl
33—A. Thomas Richie
34—Chapman Brown
36—Leslie Seely*
37—Jonathan Evans*
Hubert Taylor*
Whittemore Whittier*
38—Jonathan Evans*
William Evans*
L. Crosby Lewis*
Frank Mears*
40—Christopher Evans*
Edward Flaccus*
Kenneth Roberts*
45—Robert Clayton
46—Evan Jones
47—Evan Jones
48—Andrew Lucine
60—Gyula Kovacsics
Hal Taylor

HIGH POINT (1)

40—Elvin Lewis*

HOWARD (6)

59—Peter Hezekiah
63—Winston Alexis
70—Alvin Henderson
71—Keith Aqvi
Alvin Henderson
72—Ian Bain

ILLINOIS (1)

33—Strzepak

ILL.-CHICAGO (1)

70—Nick Iwanik

INDIANA (24)

51—Thomas Morrell
55—John Hicks
66—Umit Kesim
77—Angelo DiBernardo
79—Armando Betancourt
Mike Freitag
80—Robert Meschbach
81—Armando Betancourt
87—Ken Snow
88—Ken Snow
89—Ken Snow
90—Chad Deering
Ken Snow
94—Brian Maisonneuve
Todd Yeagley
97—Dema Kovalenko
98—Lazo Alavanja
Dema Kovalenko
99—Nick Garcia
Aleksy Korol
2001—Pat Noonan
02—Pat Noonan
John Swann
03—Ned Grabavoy

ITHACA (1)

65—Janos Benedek

JAMES MADISON (1)

94—Brent Bennett

JOHNS HOPKINS (1)

39—William Briggs*

KEENE ST. (1)

74—Mickey Rooney

KENYON (1)

53—Will Ferguson

LA SALLE (1)

60—Tom Scanlon

LEHIGH (6)

26—Samuel Nevins
28—Defler Bullard
31—Lewis Byers
John Williams
36—Frank Luchard*
46—Geza Malnar

LOCK HAVEN (3)

69—Bruce Parkhill
80—Trevor Adair
Tim Gargan

LONG ISLAND (8)

49—Clement Grillo
Gerald Mahrer
50—George Andreadis
61—Helmut Poje
63—Helmut Poje
64—Giedris Klivecka
66—Reinhold Jabusck
81—Richard Chinapoo

LOYOLA (MD.) (2)

74—Jesse Cox
78—Peter Notaro

LOYOLA MARYMOUNT (1)

2002—Andres Murriagui

MARYLAND (14)

39—Ernst*
40—Ernst*
Maisel*
41—Ports
48—Belt
64—Roy Eales
68—Giancorlo Brandoni
Mario Jelencovich
69—Rasim Tugberk
86—Gary Furlong
97—Leo Cullen
2002—Sumed Ibrahim

03—Scott Buede
Sumed Ibrahim

UMBC (1)

78—Raymond Ford

MASSACHUSETTS (1)

40—Saul Klamann*

MIT (1)

38—J.J. Herguth*

McDANIEL (3)

39—Galbreath*
40—Shockley*
Tomlinson*

MICHIGAN ST. (14)

58—Alberto Sarria
59—Cecil Heron
Erich Stredler
61—Reiner Kemeling
62—Rubens Filizola
Reiner Kemeling
64—Payton Fuller
65—Guy Bush
Nick Krat
66—Peter Hens
67—Trevor Harris
68—Trevor Harris
Tony Keyes
70—Art Demling

MIDDLEBURY (5)

62—Keith Van Winkle
63—Keith Van Winkle
64—Davis Webb
66—John Garrison
67—John Marks

MO.-ST. LOUIS (2)

73—Kevin Missey
Frank Tusinski

NAVY (29)

30—George Hutchinson
31—John Corry
34—Everett Sanderson
36—Everett Sanderson*
39—Robert Parker*
John Partridge*
Refo*
40—Frank Davis*
Joseph Reedy*
43—Arturo Calisto
William Chaires
Samuel Gorsline
G.A. Reeves
44—Arturo Calisto
Robert Kirk
G.A. Reeves
45—Arturo Calisto
Archie Ruggieri
47—Jack Coulter
Roger Peard
Al Schaufelberger
54—Bruce Newell
55—Oleh Karawan
58—John Meehan
61—Neil Fagan
62—Karl Kaeser
63—Myron Hura
64—Myron Hura
67—Tom Teach

TCNJ (3)

64—Lee Cook
65—Lee Cook
69—Don Fowler

N.J. INST. OF TECH. (1)

80—Hernan Borja

NEW YORK U. (1)

69—Abdula Jama

NORTH CAROLINA (4)

87—David Smyth
94—Eddie Pope
2000—Chris Carrieri
01—Daniel Jackson

UNC GREENSBORO (1)

97—Sigurdur Eydjolfsson

NORTH CAROLINA ST. (6)

84—Sam Okpodu
87—Tab Ramos
88—Henry Gutierrez
90—Dario Brose
91—Henry Gutierrez
92—Scott Schweitzer

NORTHERN ILL. (2)

74—Pete Mannos
75—Pete Mannos

OBERLIN (7)

51—Peter Bellows
Richard Miller
Robert Palmer
52—Charles Moulder
54—Norman Thoms
55—Dale Conly
56—Kenneth Lindfors

OHIO U. (2)

65—John Eastman
71—Andy Smiles

OLD DOMINION (2)

85—Tim Borer
2003—Trevor McEachron

ONEONTA ST. (2)

73—Farrukh Quraishi
74—Farrukh Quraishi

PENNSYLVANIA (82)

10—Crockett
Fenn
11—Mellor
12—Jones
George McPhee
Pennell
13—Watson
14s—Bell
Webster
14—Baron
Hopkins
Mohr
Webster
15—Baron
Hirst
Mohr
16—Baron
Edwards
Mohr
Tinsman
17—William Nassau
Duncan Spencer
Tinsman
20—Bingham
Binns
Darrow
Dowlin
Duncan Spencer
Stinson
21—Patton
22—Amelia
Beard
McElroy
23—James Anderson
Hans Boos
Castle
James Downs
William Lingelbach
McLaughlin
24—Hans Boos
James Downs
James Gentle
William Lingelbach
Charles Stewart
25—Hans Boos
James Gentle
William McDonald
26—William McDonald
27—William Lingelbach
28—William Lingelbach
29—Charles Kullman
30—Townsend Anderson
Wallie Brownback
Charles Kullman
31—Townsend Anderson
Charles Kullman

32—Carl Hendrickson
33—Ramon Gonzalez
John Reilly
34—George Faust
35—Hampton Carson
Charles Scott
James Stewart
36—Forbes*
37—Ridgeway Faust*
38—Decker*
Ridgeway Faust*
39—Alan Hunter*
Robert McDonald*
40—Robert Partridge*
42—Andrew Hritz
43—Andrew Hritz
44—Davis Townsend
45—Robert Ketchum
46—Branch Blair
49—Walter Lownes
52—Joseph Devaney
53—Gabor Czako
58—Richard Williams
62—Louis Buck
70—Stanley Startzell
73—Stephan Baumann

PENN ST. (54)

26—George Lippencott
Ed Pecori
27—Don Edgerton
Dick Marshall
Strimlau
28—Dick Marshall
29—Herb Allen
Bill Lutz
Bob McCune
30—Bud Anderson
31—Al Daykin
Bob McCune
32—Al Daykin
Frank Evans
33—Ray Bell
J.W. Bielicki
Ed Finzel
J.E. Fletcher
Bob Graham
34—Ray Bell
J.W. Bielicki
Bob Graham
Bill McEwan
Bill Sulliff
39—W.R. Hosterman*
40—Anibal Galindo*
W.R. Hosterman*
41—Anibal Galindo
Woody King
42—Dean Hartman
Jose Lonbana
43—Jose Lonbana
44—Gene Graebner
45—John Hamilton
Matlack
46—John Hamilton
Dean Hartman
48—Ralph Hosterman
49—Harry Little
50—Harry Little
54—Richard Packer
John Pinezich
55—Richard Packer
John Pinezich
57—Per Torgenson
72—Chris Bahr
Andrew Rymarczuk
73—Chris Bahr
74—Chris Bahr
77—Rick Reice
78—James Stamatis
81—Dan Canter
82—Lou Karbiener
99—Ricardo Villar

PHILADELPHIA U. (18)

69—Bob Durham
72—George Cholmondeley
Eugene Durham

73—Dale Russell
74—John Nusum
Dale Russell
75—John Nusum
Dale Russell
Elson Seale
77—Adrian Brooks
John Nusum
78—Adrian Brooks
81—Tom McDonald
82—Tom Killeen
Steve McLean
83—Steve McLean
86—Guy Furfaro
89—David Banks

PORTLAND (2)

88—Scott Bendetti
90—Kasey Keller

PRINCETON (65)

14s—Arthur Jackson
14—Moore Gates
15—Moore Gates
Harold Hoskins
Arthur Jackson
C. Earl Moore
16—Henry Cohu
Harold Hoskins
Arthur Preyer
20—Crossan Cooper
Harold Hunt
E. Lawrence Keyes
21—Crossan Cooper
John Jewett
John Smart
J. Moulton Thomas
C.J. Woodridge
22—Crossan Cooper
John Smart
J. Moulton Thomas
C.J. Woodridge
23—Crossan Cooper
John Smart
24—Willem Barnouw
Mulford Colebrook
25—Willem Barnouw
Mulford Colebrook
Fisher
26—Willem Barnouw
John Packard
Charles Squires
27—Carson Crocker
John Packard
Redman Stewart
28—H. Bradley Sexton
31—Samuel Cochrane
32—J.J. Troth
34—E.P. Oelsner
36—R.H. Davison*
Harper Follanseebee*
Rodman Morgan*
37—Archibald Fletcher*
George Johnson*
Frederick Richardson*
Richard Sylvester*
38—George Johnson*
Frederick Richardson*
David Watts*
39—Thomas Powell*
Frederick Richardson*
Ronald Robertson*
George Russell*
David Watts*
40—Ward Chamberlain*
Robert Ewing*
Richard Plummer*
Edward Robie*
42—Chandler Brewer
Ward Chamberlain
J.J. Palmer
46—Willem Van Breda Kolff
47—Robert Rogers
77—Paul Milone
92—Joseph Thieman
95—Jesse Marsch

PROVIDENCE (1)

87—Seamus Purcell

PURDUE (3)

56—Paul Coward
57—Telahun Bekele
Paul Coward

QUINCY (6)

70—Alan Harte
71—Alan Harte
John Schneider
72—Alan Harte
75—Sam Bick
77—Emilio John

RADFORD (1)

91—Dante Washington

RENSSELAER (7)

42—Schubert

43—Jarina
Lilley
Palmer
Felix Teran

50—Gustavo Gomez

51—Jacques Auguster

RHODE ISLAND (4)

80—Kevin Murphy
95—Andrew Williams
96—Andrew Williams
01—Nicholas McCreath

ROCHESTER (1)

58—Theodore Zarnow

RUTGERS (6)

60—Walt Schmidt
83—David Masur
87—Peter Vermes
90—Steve Rammel
91—Alexi Lalas
93—Pedro Lopes

RUTGERS-NEWARK (1)

66—Myron Bakun

ST. FRANCIS (N.Y.) (4)

76—Dragan Radovich
77—Dragan Radovich
78—Dragan Radovich
79—Clyde O'Garro

ST. JOHN'S (N.Y.) (4)

95—Ben Hickey
97—Kevin Daly
2002—Chris Wingert
03—Chris Wingert

ST. LOUIS (27)

59—John Dueker
61—Robert Malone
62—Gerry Balassi
Bill Vieth
63—Thomas Hennessey
64—Don Ceresia
Pat McBride
65—Carl Gentile
Pat McBride
66—Jack Kinealy
67—Walter Werner
70—Al Trost
71—Mike Seerey
74—Bruce Hudson
76—Ty Keough
78—Ty Keough
81—John Hayes
88—Mark Santel
90—Mark Santel
93—Shane Battelle
Brian McBride
94—Matt McKeon
95—Matt McKeon
98—Kevin Kalish
99—Jeff DiMaria
2001—Dipsy Selolwane
03—Vedad Ibisevic

SAN DIEGO ST. (1)

69—Peter Goosens

SAN FRANCISCO (9)

49—Stephan Negoescu
53—William Cox
Manuel Ortiz
67—Kirk Apostolidis
68—Torgier Hague
76—Andy Atuegbu
82—Erik Nelson
93—Staale Soebye
94—Staale Soebye

SAN FRANCISCO ST. (1)

61—Gerald Li

SAN JOSE ST. (9)

64—Albert Korbus
65—Lewis Fraser
67—Henry Camacho
68—Manuel Hernandez
Fred Nourzad
69—Manuel Hernandez
70—Aladin Rodrigues
2000—Jorge Martinez
Ryan Suarez

SANTA CLARA (3)

89—Cameron Rast
91—Cameron Rast
99—Eric Denton

SETON HALL (6)

50—James Hannah
William Sheppell
51—James Hannah
88—Patrick O'Kelly
89—Patrick O'Kelly
92—Hector Zamora

SOUTH CAROLINA (4)

87—Doug Allison
89—Clark Brisson
90—Tom Loeber
95—Clint Mathis

SOUTH FLA. (4)

67—Sandor Hites
82—Roy Wegerle
83—Roy Wegerle
96—Mike Mekelburg

SOUTHERN ILL. (1)

81—Tom Groark

SIU EDWARDSVILLE (4)

75—Greg Makowski
76—Greg Makowski
77—Greg Makowski
86—Steve Tritshuh

SOUTHERN METHODIST (18)

78—George Ryan
79—Saeid Baghvardani
Randy Phillips
80—Saeid Baghvardani
Kamal Khalilian
Randy Phillips
86—Mark Francis
88—Kevin Grimes
89—Kevin Grimes
92—Alan Prampin
97—Daniel Hernandez
99—Carl Bussey
Mohamed Fahim
2000—Carl Bussey
01—Byron Foss
Luchi Gonzalez
Diego Walsh
02—Diego Walsh

SPRINGFIELD (23)

32—Parker
Robertson
33—Robertson
34—Rees
36—Kay*
Spahr*
37—Beiber*
Mayer*
Munro*
38—Gray*

39—Babb*
Gray*
Munro*
Roberts*

40—Gray*

41—Jarina
Schmidt

47—Hogan

48—Moutinho

52—Charles Butt

Joseph Marshall

53—Jay Gernand

57—Daniel Sullivan

STANFORD (4)

98—Jamie Clark

2000—Ryan Nelsen

01—Lee Morrison

02—Todd Dunivant

SWARTHMORE (21)

28—Henry Coles

Howard Johnson

Henry Rudy

29—Howard Johnson

30—Richard Bond

31—Henry Rudy

Willis Stetson

35—Thomas Hollowell

Oliver Pearson

36—John Beck*

Thomas Hollowell*

Oliver Pearson*

37—Richard Brunhouse*

Gary White*

38—Gary White*

39—Charles Crothers*

41—Stanton Cope

47—Christian Pederson

Rolf Valtin

51—George Place

57—Sergei Retinov

SYRACUSE (3)

32—Black

McEwan

33—Black

TEMPLE (21)

39—George Nemchik*

42—Pete Lorenc

44—Walter Bahr

46—Fred Barlow

Al Laverson

Ben McLaughlin

47—John Hughes

Tom Lambert

48—Tom Lambert

52—Jack Dunn

53—Leonard Oliver

54—Jack Dunn

Leonard Oliver

55—Robert Simpson

59—Walter Chyzowych

James Gallo

60—William Charlton

66—John Boles

67—Jacob Meehl

68—Bob Peffle

78—George Lesyw

TOWSON (5)

39—Jack Hart*

John Shok*

40—Jack Hart*

John Shok*

56—Henry Litchfuss

TRINITY (CONN.) (4)

49—Godfrey Nelson

53—Winfield Carlough

Neil Mutschler

56—Douglas Raynard

UCLA (19)

58—Mohamad Ganie

Edward Lopresto

Remo Tabello

78—Ole Mikkelsen

84—Dale Ervine

85—Paul Caligiuri

86—Paul Caligiuri

90—William Thompson

91—Brad Friedel

Mike Lappas

92—Brad Friedel

Joe-Max Moore

93—Jorge Salcedo

95—Chris Snitko

96—Tahj Jakins

98—Seth George

99—Sasha Victorine

2002—Tim Pierce

03—Leonard Griffin

VANDERBILT (1)

96—Tony Kuhn

VERMONT (4)

76—Carl Christensen

81—Skip Gilbert

82—Skip Gilbert

89—Kevin Wylie

VIRGINIA (24)

39—Grenough*

40—Keyes*

84—John Gaffney

86—George Gelnovatch

John Harkes

87—John Harkes

Robert Willen

88—Jeff Agoos

Tony Meola

89—Tony Meola

90—Jeff Agoos

91—Claudio Reyna

92—Ben Crawley

Claudio Reyna

93—Claudio Reyna

94—Brandon Pollard

95—Mike Fisher

Brandon Pollard

96—Mike Fisher

97—Ben Olsen

98—Chris Albright

Matt Chulis

2001—Kyle Martino

02—Alecko Eskandarian

WAKE FOREST (1)

2003—Will Hesmer

WASHINGTON (1)

2003—C.J. Klaas

WASHINGTON (MD.) (1)

58—John Jennings

WASHINGTON-ST. LOUIS (1)

61—Magid Kria

WESLEYAN (CONN.) (5)

39—Coote*

40—Freeman*

Josephson*

Waters*

53—Henry Ford

WEST CHESTER (11)

49—Louis Dollarton

50—Louis Dollarton

Ralph Stern

51—Anthony Puglisi

52—Anthony Puglisi

55—Sergio Rey

56—Raymond Wilson

57—Thomas Fleck

60—Barry Remley

61—Don Williams

62—Don Williams

WEST VIRGINIA (1)

67—Ron McEachen

WESTERN ILL. (2)

77—John Maciel

79—Ray Taylor

WHEATON (ILL.) (4)

54—Paul Clark

55—David Arnold

56—Michael Easterling

57—Michael Easterling

WILLIAM & MARY (3)

97—Wade Barrett

98—Adin Brown

99—Adin Brown



Chris Wingert of St. John's (New York) was awarded the Hermann Trophy, and selected as the Missouri Athletic Club Player of the Year and the National Soccer Coaches Association of America Player of the Year.

St. John's (New York) Sports Information

WILLIAMS (4)

29—John Bright
38—Fox*
39—Fox*
61—Alvord Rutherford

WISCONSIN (2)

93—Tim Deck
95—Scott Lamphear

WIS.-MILWAUKEE (1)

91—Manuel Lagos

WOOSTER (3)

72—Tom Kazembe
73—Tom Kazembe
74—Tom Kazembe

WPI (1)

38—David McEwen*

YALE (44)

10—Gay
11—Gay
Tann
12—Dickey
Dickinson
Gay
13—Dickey
14s—Shepard
Tripp
16—Wood
20—Coburn
23—Fisher
24—Zantzing
25—Milliken
Zantzing
28—Ruddy
Smith
29—Ashley
Robertson
30—Freeman
Whiteclans
32—Jordan
35—Coerr
Pond
Ward
36—Badger*
Lasell*
37—Carter*
Keefe*
Raleigh*
38—Dickinson*
39—Erickson*
40—Carton*
Haines*
41—Cummings
Haines
42—Cummings
Millet
44—Abboth
45—Brice
56—Michael Cooke
82—Kevin Maher
84—Jeffrey Duback
86—Jeffrey Duback

*NOTE: *Indicates that only district all America teams were selected. No teams were selected in 1918 and 1919. In 1914, the soccer season was moved from the spring to the fall; 14s indicates the spring season of 1914.*

Division II First-Team All-America (1981-2003)

1981

G—Mike Ziegas, Hartford
D—Bob Deegan, Mt. St. Mary's
D—Tim Gargan, Lock Haven
D—Robby Gould, Lock Haven
D—Carlos Juarez, Cal. St. L.A.
D—Tim Murphy, Mo.-St. Louis
F—Ron Basile, Southern Conn. St.
F—Junior Salmon, Hartford
F—John Sintic, Col. of Charleston

F—John Tallarido, Mt. St. Mary's
F—Boniface Uche, New Haven

1982

G—Rick Bratincevic, UCF
D—Hylton Dayes, Wright St.
D—George Fernandez, Cal St. Hayward
D—Robby Gould, Lock Haven
D—Steve Petuskey, Sacramento St.
D—Lou Vulovich, Oakland
F—Ron Basile, Southern Conn. St.
F—Peter Johansson, Tampa
F—Lawrence Taplah, Sacred Heart
F—Mark Vanston, Bridgeport
F—Benedict Wisseh, Bridgeport

1983

G—Stanley Dippel, Truman
D—Hylton Dayes, Wright St.
D—Lou Forgione, Southern Conn. St.
D—Robby Gould, Lock Haven
D—Mundel Numan, Oakland
M—Ben Collins, Florida Int'l
M—George Fernandez, Cal St. Hayward
M—Sean Kenny, Keene St.
F—Ronald Basile, Southern Conn. St.
F—John McCully, Keene St.
F—Frank Wolk, Indiana (Pa.)

1984

G—John Stahl, Mo.-St. Louis
D—Darryl Case, Longwood
D—Hylton Dayes, Wright St.
D—Jan Eriksson, Davis & Elkins
M—Jon Sakshaug, Southern N.H.
M—Boniface Uche, New Haven
M—Rob van Rheenan, Gannon
F—Per-Ake Jonsson, Tampa
F—Rob Trafton, Randolph-Macon
F—Gerry van De Merwe, Gannon
F—Mark Vanston, Bridgeport

1985

G—Paul Annan, Liberty
D—Hylton Dayes, Wright St.
D—Samuel Johnson, Liberty
D—Ian McDonald, Davis & Elkins
M—Brian Bliss, Southern Conn. St.
M—Rob Campbell, Wright St.
M—Hans van Rheenan, Gannon
F—Mealy Freeman, Oakland
F—Gerry van De Merwe, Gannon
F—Mark Vanston, Bridgeport
F—Elias Zurita, Southern Conn. St.

1986

G—Lawrence Howley, Mt. St. Mary's
D—Brian Bliss, Southern Conn. St.
D—John Ford, Rollins
D—Phillip Stephenson, Lock Haven
M—Gary Haizel, Oakland
M—Ronald Murphy, Southern N.H.
M—Mark Verille, Bryant
F—Munga Eketebi, Florida Int'l
F—William Manning, Bridgeport
F—Jon Sakshaug, Southern N.H.
F—Gerry van De Merwe, Gannon

1987

G—Jeff Storrs, Seattle Pacific
D—Jeffrey Robinson, Longwood
D—John Stewart, Oakland
D—Eric Wilckens, East Stroudsburg
M—William Galka, Southern Conn. St.
M—Oyvind Klausen, Rollins
M—Thor Lee, Cal St. Northridge
F—Brent Fenstermacher, East Stroudsburg
F—Ray Jones, Longwood
F—Joey Kirk, Cal St. Northridge
F—Chris Sullivan, Tampa

1988

G—Jeff Robben, Mo.-St. Louis
D—Michael Edge, Longwood
D—Gary Smallshaw, Gannon

D—Scott Wibbenmeyer, Mo.-St. Louis
F—Silverio Araujo, Bryant
F—Steve Freeman, Florida Tech
F—Jon Guppy, Southern N.H.
F—Ray Jones, Longwood
F—Steve Lazarus, Cal St. Northridge
F—Ronald Murphy, Southern N.H.
F—Ignacio Navarette, Cal St. Hayward

1989

G—Andrew McGovern, Mercy
D—Paul Moylan, East Stroudsburg
D—Tom Reasoner, Tampa
D—Gary Smallshaw, Gannon
M—Jon Guppy, Southern N.H.
M—Jason Haupt, UNC Greensboro
M—Ignacio Navarette, Cal St. Hayward
F—Steve Freeman, Florida Tech
F—John Galkowski, Mo.-St. Louis
F—Ike Ofoje, Southern N.H.
F—Scott Wulferdingen, Cal St. Chico

1990

G—Justin Throneburg, Tampa
D—Gary Smallshaw, Gannon
D—Henrick Swartborn, Southern Conn. St.
D—Totty Totty, Southern N.H.
M—John DeBrito, Southern Conn. St.
M—Jason Haupt, UNC Greensboro
M—Gary Ross, Lock Haven
F—Tal Benaya, Bridgeport
F—Ike Ofoje, Southern N.H.
F—Chris Payne, Florida Tech
F—Vasco Rubio, Seattle Pacific

1991

G—Marcus Hahnemann, Seattle Pacific
D—Dylan Lewis, Florida Tech
D—Andrew McMahon, Stonehill
D—Victor Pace, S.C.-Spartanburg
M—Hallstein Amarson, Cal St. Stanislaus
M—Jose Tirado, Bentley
M—Christopher Zimmer, Sonoma St.
F—William Bohn, Millersville
F—Danny Robuck, S.C.-Spartanburg
F—Adrian Rush, Tampa
F—Richard Sharpe, Florida Tech

1992

G—Adeboyega Oshoniye, Southern Conn. St.
D—Kevin Anderson, Southern Conn. St.
D—James Dunn, Seattle Pacific
D—Mikael Grennas, Tampa
M—Jeff Bailey, Franklin Pierce
M—Altimont Butler, Southern N.H.
M—Mark Waite, Lock Haven
F—Jason Dunn, Seattle Pacific
F—Edward Enders, Florida Tech
F—Jeremy Gunn, Cal St. Bakersfield
F—Richard Sharpe, Florida Tech

1993

G—Adeboyega Oshoniye, Southern Conn. St.
D—Eric Cunningham, Sonoma St.
D—Christian da Silva, Southern Conn. St.
D—James Dunn, Seattle Pacific
M—Marlon Burgess, S.C.-Spartanburg
M—Altimont Butler, Southern N.H.
M—Kelly Jacobson, Cal St. Chico
F—Tom Czop, Wis.-Parkside
F—Jason Dunn, Seattle Pacific
F—Richard Sharpe, Florida Tech
F—Stilian Shishkev, Lander

1994

G—Mark Caudle, Wingate
D—Steve Bence, Rollins
D—Jason Gould, Wis.-Parkside
D—Scott Halkett, S.C.-Spartanburg
M—Marlon Burgess, S.C.-Spartanburg
M—Ulif Lilius, Tampa
M—Sherwin Mullin, Southern Conn. St.
F—Michael Feniger, East Stroudsburg
F—Warren Lewis, Southern N.H.
F—Stilian Shishkev, Lander

F—Mali Walton, Oakland

1995

G—Jeremy Ransom, Presbyterian
D—Josh Bahr, Truman
D—Scott Halkett, S.C.-Spartanburg
D—Christian Penny, Lock Haven
M—Nate Daligcon, Seattle Pacific
M—James May, Presbyterian
M—Patrick White, Wis.-Parkside
F—Seamus Donnelly, Franklin Pierce
F—Michael Feniger, East Stroudsburg
F—Ricci Greenwood, Seattle Pacific
F—Sherwin Mullin, Southern Conn. St.
F—Henrik Nebreluis, Tampa

1996

G—Rick Koczak, Southern Conn. St.
D—Glenn Francis, Mercyhurst
D—Mark Moore, Southern N.H.
D—Roger Palm, Tampa
D—Michael Peitke, Southern Conn. St.
M—Shawn Boney, Southern Conn. St.
M—James May, Presbyterian
M—David Stiers, Wis.-Parkside
M—Lee Williams, Le Moyne
F—Michael Feniger, East Stroudsburg
F—Bill Kennedy, Queens (N.Y.)
F—Itai Mor, Southern Conn. St.
F—John Smith, Rollins

1997

G—Greg Meyer, UC-Colo. Spgs.
D—Matt Harmer, Pfeiffer
D—Mark Moore, Southern N.H.
D—Mike Peitke, Southern Conn. St.
D—Darren Warham, Lynn
M—Jon Akin, St. Leo
M—Ross Comeaux, Ala.-Huntsville
M—Matt Little, SIU Edwardsville
M—Anders Paulsson, Tampa
M—Calum Robertson, Fort Lewis
F—Anton Brown, Lander
F—Sean Crawford, East Stroudsburg
F—Itai Mor, Southern Conn. St.
F—Joe Munoz, Cal St. Bakersfield
F—Henrik Nebreluis, Tampa

1998

G—Jason Wright, Quincy
D—Gareth Dunn, Lynn
D—Mark Fitzgerald, Mercyhurst
D—Gilbert Jean-Baptiste, Southern Conn. St.
D—Darren Warham, Lynn
M—Assaf Dagai, Southern Conn. St.
M—Alvaro Fiqueroia, Francis Marion
M—Rich Hansen, Fort Lewis
M—Milos Tomic, Grand Canyon
F—David Hayes, Wingate
F—Johan Kron, Southampton
F—Henrik Ronnevig, S.C.-Spartanburg
F—Khari Sharieff, S.C.-Spartanburg

1999

G—Steve Berglund, Fort Lewis
D—John Thompson, Lewis
D—Luc Cisna, Fort Lewis
D—Luke McLean, Charleston (W.V.)
M—Assaf Dagai, Southern Conn. St.
M—Matt Hein, IPFW
M—Adam Riesz, Wis.-Parkside
F—Henrik Ronnevig, S.C.-Spartanburg
F—Manoel Coelho, Grand Canyon
F—Johan Kron, Southampton
F—Rune Thuestad, West Va. Wesleyan

2000

G—Thom Peer, Wis.-Parkside
D—Anthony Delucia, Southern Conn. St.
D—John Thompson, Lewis
D—Josh Greiner, Clayton St.
M—Alex Bengard, Cal St. Dom. Hills
M—Bobby Saadati, UC San Diego
M—Felix Brilliant, Franklin Pierce
F—Chris Bagley, St. Anselm

F—Dzevat Nikocaj, Francis Marion
 F—Juan Carlos Bolanos, Cal St. Dom. Hills
 F—Moussa Sy, Dowling

2001

G—Thom Peer, Wis.-Parkside
 D—Joe Cartlidge, Cal St. Dom. Hills
 D—Vincent Kwarula, Southern Conn. St.
 D—John Thompson, Lewis
 M—Georges Haba, Dowling
 M—Sean Lockhart, Cal St. Dom. Hills
 M—Justin McMillian, SIU-Edwardsville
 F—Luiz Araujo, Grand Canyon
 F—Davy Arnaud, West Tex. A&M
 F—Roy Fink, Tampa
 F—Anthony Maher, Mercyhurst

2002

G—Jorge Geddes, West Va. Wesleyan
 D—Ross Lumsden, Lynn
 D—Kevin Nysten, St. Anselm
 D—Sean Stewart, East Stroudsburg
 M—Ricardo Lara, Incarnate Word
 M—Oliver Medina, Southern Conn. St.
 M—Khanu Smith, Lees-McRae
 F—Joey Mejias, Cal St. Bakersfield
 F—Alen Marcina, Barry
 F—Olivier Océan, Southern Conn. St.
 F—Mounir Tajjou, Southern N.H.

2003

G—Dominic Jakubek, Cal St. Chico
 D—Ross Lumsden, Lynn
 D—Kamar Samuels, East Stroudsburg
 D—Jonathan Shum, UC San Diego
 M—Matt Davey, UC San Diego
 M—Victor Guerrero, Cal St. Dom. Hills
 M—Addae Rique, SIU Edwardsville
 F—Lars Bakker, Franklin Pierce
 F—Jorge Chapoy, East Stroudsburg
 F—Olivier Océan, Southern Conn. St.
 F—Carl Thomas, SIU Edwardsville

Division II First-Team All-Americans By School

ALA.-HUNTSVILLE (1)

97—Ross Comeaux

BARRY (1)

2002—Alen Marcina

BENTLEY (1)

91—Jose Tirado

BRIDGEPORT (6)

82—Mark Vanston
 Benedict Wisseh
 84—Mark Vanston
 85—Mark Vanston
 86—William Manning
 90—Tal Benaya

BRYANT (2)

86—Mark Verille
 88—Silverio Araujo

UC SAN DIEGO (3)

2000—Bobby Saadati
 01—Matt Davey
 Jonathon Shum

CAL ST. BAKERSFIELD (3)

92—Jeremy Gunn
 97—Joe Munoz
 2002—Joey Mejias

CAL ST. CHICO (3)

89—Scott Wulferdingen
 93—Kelly Jacobson
 2003—Dominic Jakubek

CAL ST. DOM HILLS (5)

2000—Alex Bengard
 Juan Carlos Bolanos
 01—Joe Cartlidge
 Sean Lockhart
 03—Victor Guerreo

CAL ST. HAYWARD (4)

82—George Fernandez
 83—George Fernandez
 88—Ignacio Navarette
 89—Ignacio Navarette

CAL ST. L.A. (1)

81—Carlos Juarez

CAL ST. NORTHRIDGE (3)

87—Joey Kirk
 Thor Lee
 88—Steve Lazarus

CAL ST. STANISLAUS (1)

91—Hallstein Arnarson

UCF (1)

82—Rick Bratincevic

COL. OF CHARLESTON (1)

81—John Sentic

CHARLESTON (W.V.) (1)

99—Luke McLean

CLAYTON ST. (1)

2000—Josh Greiner

UC-COLO. SPGS. (1)

97—Greg Meyer

DAVIS & ELKINS (2)

84—Jan Eriksson
 85—Ian McDonald

DOWLING (2)

2000—Moussa Sy
 01—Georges Haba

EAST STROUDSBURG (10)

87—Brent Fenstermacher
 Eric Wilckens
 89—Paul Moylan
 94—Michael Feniger
 95—Michael Feniger
 96—Michael Feniger
 97—Sean Crawford
 2002—Sean Stewart
 03—Jorge Chapoy
 Kamar Samuels

FLORIDA INT'L (2)

83—Ben Collins
 86—Munga Eketebi

FLORIDA TECH (8)

88—Steve Freeman
 89—Steve Freeman
 90—Chris Payne
 91—Dylan Lewis

Richard Sharpe

92—Edward Enders

Richard Sharpe

93—Richard Sharpe

FORT LEWIS (4)

97—Calum Robertson
 98—Rich Hansen
 99—Steve Berglund
 Luc Cisna

FRANCIS MARION (2)

98—Alvaro Fiqueroia
 2000—Dzevat Nikocaj

FRANKLIN PIERCE (4)

92—Jeff Bailey
 95—Seamus Donnelly
 2000—Felix Brilliant
 03—Lars Bakker

GANNON (8)

84—Gerry van De Merwe
 Rob van Rheen
 85—Gerry van De Merwe
 Hans van Rheen
 86—Gerry van De Merwe
 88—Gary Smallshaw
 89—Gary Smallshaw
 90—Gary Smallshaw

GRAND CANYON (3)

98—Milos Tomic
 99—Manoel Coelho
 2001—Luiz Araujo

HARTFORD (2)

81—Junior Salmon
 Mike Ziegas

INCARNATE WORD (1)

2002—Ricardo Lara

INDIANA (PA.) (1)

83—Frank Wolk

IPFW (1)

99—Matt Hein

KEENE ST. (2)

83—Sean Kenny
 John McCully

LANDER (3)

93—Stilian Shishkev
 94—Stilian Shishkev
 97—Anton Brown

Le MOYNE (1)

96—Lee Williams

LEES-MC RAE (1)

2002—Khanu Smith

LEWIS (3)

99—John Thompson
 2000—John Thompson
 01—John Thompson

LIBERTY (2)

85—Paul Annan
 Samuel Johnson

LOCK HAVEN (8)

81—Tim Gargan
 Robby Gould
 82—Robby Gould
 83—Robby Gould
 86—Phillip Stephenson
 90—Gary Ross
 92—Mark Waite
 95—Christian Penny

LONGWOOD (5)

84—Darryl Case
 87—Ray Jones
 Jeffrey Robinson
 88—Michael Edge
 Ray Jones

LYNN (5)

97—Darren Warham
 98—Garrett Dunn
 Darren Warham
 2002—Ross Lumsden
 03—Ross Lumsden

MERCY (1)

89—Andrew McGovern

MERCYHURST (3)

97—Glenn Francis
 98—Mark Fitzgerald
 2001—Anthony Maher

MILLERSVILLE (1)

91—William Bohn

MO.-ST. LOUIS (5)

81—Tim Murphy
 84—John Stahl
 88—Jeff Robben
 Scott Wibbenmeyer
 89—John Galkowski

MT. ST. MARY'S (3)

81—Bob Deegan
 John Tallarido
 86—Lawrence Howley

NEW HAVEN (2)

81—Boniface Uche
 84—Boniface Uche

UNC GREENSBORO (2)

89—Jason Haupt
 90—Jason Haupt

OAKLAND (6)

82—Lou Vulovich
 83—Mundel Numan
 85—Meally Freeman
 86—Gary Haizel
 87—John Stewart
 94—Mali Walton

PFEIFFER (1)

97—Matt Harmer

PRESBYTERIAN (3)

95—James May
 Jeremy Ransom
 96—James May

QUEENS (N.Y.) (1)

96—Bill Kennedy

QUINCY (1)

98—Jason Wright

RANDOLPH-MACON (1)

84—Rob Trafton

ROLLINS (4)

86—John Ford
 87—Oyvind Klausen
 94—Steve Bence
 96—John Smith

SACRAMENTO ST. (1)

82—Steve Petuskey

SACRED HEART (1)

82—Lawrence Taplah

ST. ANSELM (2)

2000—Chris Bagley
 02—Kevin Nysten

SEATTLE PACIFIC (9)

87—Jeff Storrs
 90—Vasco Rubio
 91—Marcus Hahnemann
 92—James Dunn
 Jason Dunn
 93—James Dunn
 Jason Dunn
 95—Nate Daligton
 Ricci Greenwood

SONOMA ST. (2)

91—Christopher Zimmer
 93—Eric Cunningham

S.C.-SPARTANBURG (9)

91—Victor Pace
 Danny Robuck
 93—Marlon Burgess
 94—Marlon Burgess
 Scott Halkett
 95—Scott Halkett
 98—Henrik Ronnevig
 Khari Shariiff
 99—Henrik Ronnevig

SOUTHAMPTON (2)

98—Johan Kron
 99—Johan Kron

SOUTHERN CONN. ST. (30)

81—Ron Basile
 82—Ron Basile
 83—Ron Basile
 Lou Forgione
 85—Brian Bliss
 Elias Zurita
 86—Brian Bliss
 87—William Galka
 90—John DeBrito
 Henrick Svartborn
 92—Kevin Anderson
 Adeboyega Oshoniyi
 93—Christian da Silva
 Adeboyega Oshoniyi
 94—Sherwin Mullin
 95—Sherwin Mullin
 96—Shawn Boney
 Rick Koczak
 Itai Mor
 Mike Petke
 97—Itai Mor
 Mike Petke
 98—Assaf Dagai
 Gilbert Jean-Baptiste
 99—Assaf Dagai
 2000—Anthony DeLucia
 01—Vincent Kwarula

02—Oliver Medina
Oliver Ocean
03—Oliver Ocean

SIU EDWARDSVILLE (3)

01—Justin McMillian
03—Addae Rique
Carl Thomas

SOUTHERN N.H. (15)

84—Jon Sakshaug
86—Ronald Murphy
Jon Sakshaug
88—Jon Guppy
Ronald Murphy
89—Jon Guppy
Ike Ofoje
90—Ike Ofoje
Totty Totty
92—Altimont Butler
93—Altimont Butler
94—Warren Lewis
96—Mark Moore
97—Mark Moore
2002—Mounir Tajjou

STONEHILL (1)

91—Andrew McMahon

TAMPA (12)

82—Peter Johansson
84—Per-Ake Jonsson
87—Chris Sullivan
89—Tom Reasoner
90—Justin Throneburg
91—Adrian Rush
92—Mikael Grennas
94—Ulf Lilius
95—Henrik Nebreluis
96—Roger Palm
97—Henrik Nebreluis
2001—Roy Fink

TRUMAN (2)

83—Stanley Dippel
95—Josh Bahr

WEST TEX. A&M (1)

2001—Davy Arnaud

WEST VA. WESLEYAN (2)

99—Rune Thuestad
2002—Jorge Geddes

WINGATE (2)

94—Mark Caudle
98—David Hayes

WIS.-PARKSIDE (7)

93—Tom Czop
94—Jason Gould
95—Patrick White
96—David Siers
99—Adam Riesz
2000—Thom Peer
01—Thom Peer

WRIGHT ST. (5)

82—Hylton Dayes
83—Hylton Dayes
84—Hylton Dayes
85—Hylton Dayes
Rob Campbell

Division III First-Team All-America (1981-2003)

1981

G—Keith Brown, Bowdoin
D—Henrik Ambarchean, Fredonia St.
D—Andy Bakun, N.J. Inst. of Tech.
D—Gianni Bussani, Buffalo St.
D—John McDonagh, Plattsburgh St.
D—Mike Noonan, Middlebury
F—Jamie Hutchins, Middlebury
F—Robert Philbrick, Amherst
F—Kwame Poku, Bowdoin
F—Ian Wilson, Keene St.
F—David Wright, Cortland St.

1982

G—Bill McNeel, Scranton
D—Halefom Belay, Cortland St.
D—Frank Ciliberto, Cortland St.
D—Kevin Healey, Brandeis
D—Mustapha Janneh, Buffalo St.
D—Mike Noonan, Middlebury
F—Adam Bature, Coast Guard
F—Steve Clark, Plymouth St.
F—Bill Denniston, Bethany (W.V.)
F—Michael Doherty, Binghamton
F—James Fisher, Babson

1983

G—John Amorim, Lynchburg
D—Thomas Huber, Cortland St.
D—Mark McNabb, Babson
D—John Nathan, Wesleyan (Conn.)
D—Ray Paulius, N.J. Inst. of Tech.
M—Charles Gilje, Alfred
M—Ed Radwanski, UNC Greensboro
M—Andrew Taylor, Wheaton (Ill.)
F—Steve Clark, Plymouth St.
F—Robert DiNunzio, Buffalo St.
F—Michael Sweeney, UNC Greensboro

1984

G—Anthony Gatto, Buffalo St.
D—Amaro Gonclaves, WPI
D—David Kouwe, Wheaton (Ill.)
D—Richard Wyman, Ohio Wesleyan
M—Jeffrey McEvoy, Williams
M—Ed Radwanski, UNC Greensboro
M—Timothy Stephens, Amherst
F—Derrick Beare, Emory
F—Mark Burke, Colby
F—Robert DiNunzio, Buffalo St.
F—Paul Schojan, Rochester Inst.

1985

G—Chris Hagemann, Wheaton (Ill.)
D—Dave Jones, Elizabethtown
D—James McCully, Brandeis
D—Mark Sullivan, Babson
M—Brian Japp, UNC Greensboro
M—Jeffrey McEvoy, Williams
M—David Wolf, Wheaton (Ill.)
F—Mark Burke, Colby
F—James Chase, Frostburg St.
F—Ted Delladera, Roanoke
F—Marc Tirikian, Kalamazoo

1986

G—Kevin Wolfe, Connecticut Col.
D—Greg Armand, N.C. Wesleyan
D—Gerard Mosley, Chris. Newport
D—Angelo Panzetta, Rochester Inst.
M—Thomas Little, Amherst
M—Mathew Byers, Ohio Wesleyan
M—Chris Parsons, Middlebury
F—Greg Boyle, Rowan
F—Bryan Bundy, Ohio Wesleyan
F—Jeffrey Geddes, Connecticut Col.
F—Vincent Maggio, TCNJ

1987

G—Jeff Kaplan, Ohio Wesleyan
D—Daniel Calichman, Williams
D—Raul Martynek, Binghamton
D—Angelo Panzetta, Rochester Inst.
M—Toby Clark, Principia
M—Nikolai Nachamkin, Williams
M—Shane Shackford, Mary Washington
F—Alvaro Ibanez, Salem St.
F—Michael Masters, Williams
F—Edwin Rigaud, Amherst
F—Andrew Szalaji, Binghamton

1988

G—Robert Blanck, Williams
D—Drew Dimatos, Ohio Wesleyan
D—Angelo Panzetta, Rochester Inst.
D—Matthew Sala, Elizabethtown
M—Shane Shackford, Mary Washington
F—Greg Bajek, Kean

F—Ian Banda, Wooster
F—Alvaro Ibanez, Salem St.
F—Michael Masters, Williams
F—Jamie McGroarty, Rowan
F—Julio Del Real, Rockford

1989

G—Steve Goodson, Claremont-M-S
D—Daniel Calichman, Williams
D—Grant Perry, Rochester Inst.
D—Ian Williams, Muhlenberg
M—Chris Apple, Rochester
M—Robbie Martin, Elizabethtown
M—Shane Shackford, Mary Washington
F—Matt Arnett, Emory
F—Ian Banda, Wooster
F—Chris Bingman, Muhlenberg
F—Lee Tschantret, Albany (N.Y.)

1990

G—Jay Varrato, Elizabethtown
D—Ho Lee, Emory
D—Robbie Martin, Elizabethtown
D—Ian Williams, Muhlenberg
M—Ian Banda, Wooster
M—Kevin Mills, Kenyon
M—Philip Wolf, Wheaton (Ill.)
F—Derek Bylsma, Kalamazoo
F—Michael Grimsley, Greensboro
F—Robert Lake, Williams
F—Michael McFarland, Va. Wesleyan

1991

G—Zac Shaw, Ithaca
D—Jonathan Byers, Claremont-M-S
D—Orjan Hult, Williams
D—Andy Logar, Rowan
M—Kevin Mills, Kenyon
M—Henrique Silva, Salem St.
M—Philip Wolf, Wheaton (Ill.)
F—Vezir Ajro, Wesleyan (Conn.)
F—Fredy Guiran, Kean
F—Andrew Kessinger, Ohio Wesleyan
F—Michael McFarland, Va. Wesleyan

1992

G—Aaron Ewert, Roanoke
D—John Atherton, Middlebury
D—Dominick Bucci, Montclair St.
D—Jonathan Byers, Claremont-M-S
M—Christopher Duff, Ohio Wesleyan
M—Jason Rich, Rochester Inst.
M—Eric Smith, Elizabethtown
F—Michael Donovan, Kenyon
F—Fred Guiran, Kean
F—Michael McFarland, Va. Wesleyan
F—Jeffrey Saunders, Hobart

1993

G—Lee Schopp, Hope
D—Matt Bitsko, Randolph-Macon
D—Leigh Sillery, Kenyon
D—Peter Spear, Connecticut Col.
M—Christopher Duff, Ohio Wesleyan
M—Patrick Skulley, Colby
M—Tom Walthall, Mary Washington
F—Noah Epstein, Colorado Col.
F—Jim Hesch, Cortland St.
F—Mark Phillips, Kenyon
F—Chris Rooney, UC San Diego

1994

G—Malleh Sallah, Bethany (W.V.)
D—Tom Anagnost, Kalamazoo
D—Gary Gray, TCNJ
D—Doug Morabito, Western Conn. St.
M—Wayne Albertyn, Kenyon
M—Mike Duffy, Va. Wesleyan
M—John Im, Rochester Inst.
F—Mike Henning, Randolph-Macon
F—Arron Lujan, Colorado Col.
F—Wayne Street, Ohio Wesleyan
F—John Thompson, Williams

1995

G—Michael Oehlmann, Rowan
D—Tom Auchenbach, Muhlenberg
D—Kenneth Hoey, Methodist
D—Terry Kaufman, Williams
M—Wayne Albertyn, Kenyon
M—Gary DePalma, Va. Wesleyan
M—Doug Hess, Elizabethtown
F—Tim Averell, Muhlenberg
F—Obi Moneme, Ohio Wesleyan
F—Brad Murray, Williams
F—Chris Tassy, Messiah

1996

G—Joseph Eimer, Richard Stockton
D—David Cherosky, Hiram
D—Jim Finnerty, Fredonia St.
D—Rob McOmish, Montclair St.
M—Wayne Albertyn, Kenyon
M—Dan Pucci, Babson
M—Clint Regier, Trinity (Tex.)
F—Jason Cairns, TCNJ
F—Brady Murray, Williams
F—Andre White, St. Lawrence

1997

G—Dan Welch, Macalester
D—Greg Classen, Williams
D—Lance Key, Trinity (Tex.)
D—Bradley Myers, Otterbein
M—Dan Collins, Greensboro
M—Jaime Ramirez, Trinity (Tex.)
M—Gregory Stevcic, Gettysburg
F—Eric Brown, Wheaton (Ill.)
F—Jason Cairns, TCNJ
F—Kirk Dietrich, Rochester
F—Robert Mouw, Wheaton (Ill.)

1998

G—Greg Sutton, St. Lawrence
D—Stephen Danbusky, Williams
D—David DeCew, Bowdoin
D—Lance Key, Trinity (Tex.)
M—Ben Hardy, Middlebury
M—Armin Heuberger, Macalester
M—Scott Mury, Trinity (Tex.)
F—Matt Diggs, Amherst
F—Robert Mouw, Wheaton (Ill.)
F—Richard Ronemus, Greensboro
F—Jason Vishio, Gettysburg

1999

G—Mike Bizon, Hampden-Sydney
D—Ali Montacer, St. Lawrence
D—Lance Key, Trinity (Tex.)
D—Matthew Mageira, Williams
M—Dan Annan, St. Lawrence
M—Andy Apstein, Bates
M—John Giannacopoulos, Middlebury
M—Scott Mury, Trinity (Tex.)
F—Tye Tolentino, Puget Sound
F—Rob Mouw, Wheaton (Ill.)
F—Eric Brown, Wheaton (Ill.)
F—Kevin Jensen, St. Olaf

2000

G—Brent Camp, Hardin-Simmons
D—Adam Donroe, Wheaton (Mass.)
D—Ali Montacer, St. Lawrence
D—Scott Crowell, Gust. Adolphus
M—Ignacio Scarella, Rowan
M—Josef Powell, Williams
M—Trevor Harrison, Hardin-Simmons
F—Alex Blake, Williams
F—Brad Davis, Trinity (Tex.)
F—Scott Deopere, Wis.-Oshkosh
F—Ted Giannacopoulos, Williams

2001

G—Chris Boyles, Messiah
D—Glen Collins, Greensboro
D—Ryan Kitzen, Johns Hopkins
D—Brendan Mayer, Macalester
M—Shaun Cavanaugh, Wheaton (Mass.)
M—Mike Iacono, Kean

M—Josef Powell, Williams
 M—Ignacio Scarella, Rowan
 F—Alex Blake, Williams
 F—Ted Giannacopoulos, Williams
 F—Chris Heslep, John Carroll

2002

G—Marcus Voss, Hope
 D—Trent Abbott, Texas-Dallas
 D—Michael Steinen, Salisbury
 D—Shawn Watson, Lawrence
 D—Seamus Hunt, Merchant Marine
 M—Adam Hibshman, Carnegie-Mellon
 M—Josh Smith, Trinity (Tex.)
 M—Khari Stephenson, Williams
 M—Hayden Woodworth, Messiah
 F—Alex Blake, Williams
 F—Josh Card, Trinity (Tex.)
 F—Chris Raymond, Puget Sound

2003

G—Peter Boyer, Drew
 D—Jason Griffiths, Middlebury
 D—An-Yen Hu, Pomona Pitzer
 D—Dan Sullivan, Bowdoin
 M—Daniel Meehan, Salisbury
 M—Nick Nestle, MIT
 M—Josh Smith, Trinity (Tex.)
 M—Khari Stephenson, Williams
 F—Mike Figliola, Plattsburgh St.
 F—Derek Kasten, Wis.-Oshkosh
 F—Tyler Niemack, Puget Sound
 F—Ryan Olsen, Williams

Division III First-Team All-Americans By School

ALBANY (N.Y.) (1)

89—Lee Tschantret

ALFRED (1)

83—Charles Gilje

ALLEGHENY (1)

54—Robert Siemons

AMHERST (5)

81—Robert Philbrick
 84—Timothy Stephens
 86—Thomas Little
 87—Edwin Rigaud
 98—Matt Diggs

BABSON (4)

82—James Fisher
 83—Mark McNabb
 85—Mark Sullivan
 96—Dan Pucci

BATES (1)

99—Andy Apstein

BETHANY (W.V.) (2)

82—Bill Denniston
 94—Malleh Sallah

BINGHAMTON (3)

82—Michael Doherty
 87—Raul Martynnek
 Andrew Szalaji

BOWDOIN (4)

81—Keith Brown
 Kwame Poku
 98—David DeCew
 2003—Dan Sullivan

BRANDEIS (2)

82—Kevin Healey
 85—James McCully

BUFFALO ST. (5)

81—Gianni Bussani
 82—Mustapha Janneh
 83—Robert DiNunzio
 84—Robert DiNunzio
 Anthony Gatto

UC SAN DIEGO (1)

93—Chris Rooney

CARNEGIE-MELLON (1)

2002—Adam Hibschan

CHRIS. NEWPORT (1)

86—Gerard Mosley

CLAREMONT-M-S (3)

89—Steve Goodson
 91—Jonathan Byers
 92—Jonathan Byers

COAST GUARD (1)

82—Adam Bature

COLBY (3)

84—Mark Burke
 85—Mark Burke
 93—Patrick Skulley

COLORADO COL. (2)

93—Noah Epstein
 94—Aaron Lujan

CONNECTICUT COL. (3)

86—Jeffrey Geddes
 Kevin Wolfe
 93—Peter Spear

CORTLAND ST. (5)

81—David Wright
 82—Halefom Belay
 Frank Ciliberto
 83—Thomas Huber
 93—Jim Hesch

DREW (1)

2003—Peter Boyer

ELIZABETHTOWN (7)

85—Dave Jones
 88—Matthew Sala
 89—Robbie Martin
 90—Robbie Martin
 Jay Varrato
 92—Eric Smith
 95—Doug Hess

EMORY (3)

84—Derrick Beare
 89—Matt Arnett
 90—Ho Lee

FREDONIA ST. (2)

81—Henrik Ambarchean
 96—Jim Finnerty

FROSTBURG ST. (1)

85—James Chase

GETTYSBURG (2)

97—Gregory Stevcic
 98—Jason Vishio

GREENSBORO (4)

90—Michael Grimsley
 97—Dan Collins
 98—Richard Ronemus
 2001—Glen Collins

GUST. ADOLPHUS (1)

2000—Scott Crowell

HAMPDEN-SYDNEY (1)

99—Mike Bizon

HARDIN-SIMMONS (2)

2000—Brent Camp
 Trevor Harrison

HIRAM (1)

96—David Cherosky

HOBART (1)

92—Jeffrey Saunders

HOPE (2)

93—Lee Schopp
 2002—Marcus Voss

ITHACA (1)

91—Zac Shaw

JOHN CARROLL (1)

2001—Chris Heslep

JOHNS HOPKINS (1)

2001—Ryan Kitzen

KALAMAZOO (3)

85—Marc Tirikian
 90—Derek Bylsma
 94—Tom Anagnost

KEAN (4)

88—Greg Bajek
 91—Fredy Guiran
 92—Fredy Guiran
 2001—Mike Iacono

KEENE ST. (1)

81—Ian Wilson

KENYON (8)

90—Kevin Mills
 91—Kevin Mills
 92—Michael Donovan
 93—Mark Phillips
 Leigh Sillery

94—Wayne Albertyn

95—Wayne Albertyn

96—Wayne Albertyn

LYNCHBURG (1)

83—John Amorim

MACALESTER (3)

97—Dan Welch
 98—Armin Heuberger
 2001—Brendan Mayer

MARY WASHINGTON (4)

87—Shane Shackford
 88—Shane Shackford
 89—Shane Shackford
 93—Tom Walthall

MIT (1)

2003—Nick Nestle

MERCHANT MARINE (1)

2002—Seamus Hunt

MESSIAH (3)

95—Chris Tassy
 2001—Chris Boyles
 02—Hayden Woodworth

METHODIST (1)

95—Kenneth Hoey

MIDDLEBURY (8)

81—Jamie Hutchins
 Mike Noonan
 82—Mike Noonan
 86—Chris Parsons
 92—John Atherton
 98—Ben Hardy
 99—John Giannacopoulos
 2003—Jason Griffiths

MONTCLAIR ST. (2)

92—Dominick Buccic
 96—Rob McOmish

MUHLBERG (5)

89—Chris Bingman
 Ian Williams
 90—Ian Williams
 95—Tom Auchenbach
 Tim Averell

TCNJ (4)

86—Vincent Maggio
 94—Gary Gray
 96—Jason Cairns
 97—Jason Cairns

N.J. INST. OF TECH. (2)

81—Andy Bakun
 83—Ray Paulius

UNC GREENSBORO (4)

83—Ed Radwanski
 Michael Sweeney
 84—Ed Radwanski
 85—Brian Japp

N.C. WESLEYAN (1)

86—Greg Armand

OHIO WESLEYAN (10)

84—Richard Wyman
 86—Bryan Bundy
 Mathew Byers
 87—Jeff Kaplan
 88—Drew Dimatos
 91—Andrew Kessinger
 92—Christopher Duff
 93—Christopher Duff

94—Wayne Street

95—Obi Moneme

OTTERBEIN (1)

97—Bradley Myers

PLATTSBURGH ST. (2)

81—John McDonagh
 2003—Mike Figliola

PLYMOUTH ST. (2)

82—Steve Clark
 83—Steve Clark

POMONA-PITZER (1)

2003—An-Yen Hu

PRINCIPIA (1)

87—Toby Clark

PUGET SOUND (3)

99—Tye Tolentino
 2002—Chris Raymond
 03—Tyler Niemack

RANDOLPH-MACON (2)

93—Matt Bitsko
 94—Mike Henning

RICHARD STOCKTON (1)

96—Joseph Eimer

ROANOKE (2)

85—Ted Delladerra
 92—Aaron Ewert

ROCHESTER (2)

89—Chris Apple
 97—Kirk Dietrich

ROCHESTER INST. (7)

84—Paul Schojan
 86—Angelo Panzetta
 87—Angelo Panzetta
 88—Angelo Panzetta
 89—Grant Perry
 92—Jason Rich
 94—John Im

ROCKFORD (1)

88—Julio Del Real

ROWAN (6)

86—Greg Boyle
 88—Jamie McGroarty
 91—Andy Logar
 95—Michael Oehlmann
 2000—Ignacio Scarella
 01—Ignacio Scarella

ST. LAWRENCE (6)

96—Andre White
 98—Greg Sutton
 99—Dan Annan
 Ali Montacer
 2000—Ali Montacer
 02—Shawn Watson

ST. OLAF (1)

99—Kevin Jensen

SALEM ST. (3)

87—Alvaro Ibanez
 88—Alvaro Ibanez
 91—Henrique Silva

SALISBURY (2)

2002—Michael Steinen
 03—Daniel Meehan

SCRANTON (1)

82—Bill McNeel

TEXAS-DALLAS (1)

2002—Trent Abbott

TRINITY (TEX.) (11)

96—Clint Regier
 97—Lance Key
 Jaime Ramirez
 98—Lance Key
 Scott Mury
 99—Lance Key
 Scott Mury
 2000—Brad Davis
 02—Josh Smith
 Josh Card
 03—Josh Smith

VA. WESLEYAN (5)

90—Michael McFarland
91—Michael McFarland
92—Michael McFarland
94—Mike Duffy
95—Gary DePalma

WESLEYAN (CONN.) (2)

83—John Nathan
91—Vezir Ajro

WESTERN CONN. ST. (1)

94—Doug Morabito

WHEATON (Ill.) (12)

83—Andrew Taylor
84—David Kouwe
85—Chris Hagemann
David Wolf

90—Philip Wolf
91—Philip Wolf
96—Oscar Medina
97—Eric Brown
Robert Mouw
98—Robert Mouw
99—Eric Brown
Robert Mouw

WHEATON (MASS.) (2)

2000—Adam Donroe
01—Shaun Cavanaugh

WILLIAMS (27)

84—Jeffrey McEvoy
85—Jeffrey McEvoy
87—Daniel Calichman
Michael Masters

Nikolai Nachamkin
88—Robert Blanck
Michael Masters
89—Daniel Calichman
90—Robert Lake
91—Orjan Hult
94—John Thompson
95—Terry Kaufman
Brad Murray
96—Brad Murray
97—Greg Classen
98—Stephen Danbusky
99—Matthew Mageira
2000—Alex Blake
Ted Giannacopoulos
Josef Powell
01—Alex Blake

Ted Giannacopoulos
Josef Powell
02—Alex Blake
Khari Stephenson
03—Ryan Olsen
Khari Stephenson

WIS.-OSHKOSH (2)

2000—Scott Deopere
03—Derek Kasten

WOOSTER (3)

88—Ian Banda
89—Ian Banda
90—Ian Banda

WPI (1)

84—Amaro Gonclave

National Award Winners

Hermann Trophy

(Player of the Year)

1967-Dan Markus, Long Island
1968-Manuel Hernandez, San Jose St.
1969-Al Trost, St. Louis
1970-Al Trost, St. Louis
1971-Mike Seerey, St. Louis
1972-Mike Seerey, St. Louis
1973-Dan Counce, St. Louis
1974-Farrukh Quraishi, Oneonta St.
1975-Steve Raibovsky, Brown
1976-Glenn Myernick, Hartwick
1977-Bill Gazonas, Hartwick
1978-Angelo DiBernardo, Indiana
1979-Jim Stamatis, Penn St.
1980-Joseph Morrone Jr., Connecticut
1981-Armando Betancourt, Indiana
1982-Joseph Ulrich, Duke
1983-Michael Jeffries, Duke
1984-Amr Aly, Columbia
1985-Thomas Kain, Duke
1986-John Kerr, Duke
1987-Bruce Murray, Clemson
1988-Ken Snow, Indiana
1989-Tony Meola, Virginia
1990-Ken Snow, Indiana
1991-Alexi Lalas, Rutgers
1992-Brad Friedel, UCLA
1993-Claudio Reyna, Virginia
1994-Brian Maisonneuve, Indiana
1995-Mike Fisher, Virginia
1996-Mike Fisher, Virginia
1997-Johnny Torres, Creighton
1998-Wojtek Krakowiak, Clemson
1999-Ali Curtis, Duke
2000-Chris Gbandi, Connecticut
2001-Luchi Gonzalez, Southern Methodist
2002-Alecko Eskandarian, Virginia
2003-Chris Wingert, St. John's (N.Y.)

Missouri Athletic Club

(Player of the Year)

1986-John Kerr, Duke
1987-John Harkes, Virginia
1988-Ken Snow, Indiana
1989-Tony Meola, Virginia
1990-Ken Snow, Indiana

1991-Alexi Lalas, Rutgers
1992-Claudio Reyna, Virginia
1993-Claudio Reyna, Virginia
1994-Todd Yeagley, Indiana
1995-Matt McKeon, St. Louis

1996-Mike Fisher, Virginia
1997-Johnny Torres, Creighton
1998-Jay Heaps, Duke
1999-Sasha Victorine, UCLA
2000-Ali Curtis, Duke

2001-Luchi Gonzalez, Southern Methodist
2002-Alecko Eskandarian, Virginia
2003-Chris Wingert, St. John's (N.Y.)

Soccer America Player of the Year

1984-Paul DiBernardo, Indiana
1985-Michael Brady, American
1986-Paul Caligiuri, UCLA
John Kerr, Duke
1987-91-no winner

1992-Claudio Reyna, Virginia
1993-Claudio Reyna, Virginia
1994-A.J. Wood, Virginia
1995-Mike Fisher, Virginia
1996-Johnny Torres, Creighton
1997-Ben Olsen, Virginia
1998-Wojtek Krakowiak, Clemson
1999-Aleksey Korol, Indiana
2000-Chris Gbandi, Connecticut

2001-Luchi Gonzalez, Southern Methodist
2002-Alecko Eskandarian, Virginia
2003-Joseph Ngwenya, Coastal Caro.

**In 1999, the M.A.C. and NSCAA combined their national player of the year award; in 2002, the Hermann Trophy joined the other two player of the year awards for one presentation.*

ISAA Player of the Year*

1984-Amr Aly, Columbia
1985-Michael Brady, American
1986-John Kerr, Duke
1987-Bruce Murray, Clemson
1988-Dan Donigan, Connecticut

1989-Robert Paterson, Evansville
1990-William Thompson, UCLA
1991-Henry Gutierrez, North Carolina St.
1992-Robert Ukrop, Davidson

1993-Brian McBride, St. Louis
1994-Brian Maisonneuve, Indiana
1995-Matt McKeon, St. Louis

**Discontinued after the 1995 season.*

NSCAA Player of the Year

Division I

1996-Mike Fisher, Virginia
1997-Daniel Hernandez, Southern Methodist
1998-Dema Kovalenko, Indiana
1999-Sasha Victorine, UCLA
2000-Ali Curtis, Duke

2001-Luchi Gonzalez, Southern Methodist
2002-Alecko Eskandarian, Virginia
2003-Chris Wingert, St. John's (N.Y.)

Division II

1996-Rick Kocza, Southern Conn. St.
1997-Joe Munoz, Cal St. Bakersfield
1998-Gilbert Jean-Baptiste, Southern Conn. St.
1999-Assaf Dagai, Southern Conn. St.
2000-Juan Carlos Bolanos, Cal St. Dom. Hills

2001-Roy Fink, Tampa
2002-Mounir Tajjou, Southern N.H.
2003-Ross Lumsden, Lynn

Division III

1996-Brad Murray, Williams
1997-Jason Cairns, TCNJ
1998-Robert Mouw, Wheaton (Ill.)
1999-Dan Annan, St. Lawrence
2000-Scott Deopere, Wis.-Oshkosh
2001-Alex Blake, Williams
2002-Hayden Woodworth, Messiah
2003-Josh Smith, Trinity (Tex.)

ISAA Goalkeeper of the Year*

1983-James Swanner, Clemson
1984-Jim Leahy, Brandeis
1985-Warren Lipka, South Carolina
1986-Jeffrey Duback, Yale
1987-Robert Willen, Virginia

1988-Charles Arndt, South Carolina
1989-Anton Nisli, UCLA
1990-Juergen Sommer, Indiana

1991-Kasey Keller, Portland
1992-Brad Friedel, UCLA
1993-Adeboyega Oshoniyi, Southern Conn. St.
1994-David Kramer, Fresno St.
1995-Chris Snitko, UCLA

**Discontinued after the 1995 season.*

NSCAA Coach of the Year

1973-Robert Guelker, SIU Edwardsville
1974-Jack MacKenzie, Quincy
1975-Paul Reinhardt, Vermont
1976-Jerry Yeagley, Indiana
1977-Klaas deBoer, Cleveland St.
1978-Cliff McCrath, Seattle Pacific
1979-Walt Bahr, Penn St.
1980-Jerry Yeagley, Indiana
1981-Schellas Hyndman, Eastern Ill.

Division I

1982-John Rennie, Duke
1983-Dieter Ficken, Columbia
1984-James Lennox, Hartwick
1985-Peter Mehler, American
1986-Steve Parker, Akron

1987-Anson Dorrance, North Carolina
1988-Keith Tucker, Howard
1989-Steve Sampson, Santa Clara
1990-Bob Reasso, Rutgers
1991-Mitch Murray, Santa Clara
1992-Charlie Slagle, Davidson
1993-Bob Bradley, Princeton
1994-Jerry Yeagley, Indiana
1995-Jim Launder, Wisconsin
1996-David Masur, St. John's (N.Y.)

1997-Sigi Schmid, UCLA
1998-Jerry Yeagley, Indiana
1999-Jerry Yeagley, Indiana
2000-Ray Reid, Connecticut
2001-Elmar Bolowich, North Carolina
2002-Tom Fitzgerald, UCLA
2003-Jerry Yeagley, Indiana

Division II

1982-Robert Dikranian, Southern Conn. St.
1983-Robert Dikranian, Southern Conn. St.
1984-Fran Bacon, Bridgeport
1985-Robert Russo, Gannon
1986-Fran Bacon, Bridgeport
1987-Donald Dallas, Mo.-St. Louis
1988-John Rootes, Southern N.H.

1989-Michael Parker, UNC Greensboro
 1990-Ray Reid, Southern Conn. St.
 1991-Rich Stottler, Florida Tech
 1992-Ray Reid, Southern Conn. St.
 1993-Marko Koolman, Gannon
 1994-Ray Reid, Southern Conn. St.
 1995-Richard Hartis, Mercyhurst
 1996-Petar Draksin, Grand Canyon
 1997-Simon Tobin, Cal St. Bakersfield
 1998-Tom Lang, Southern Conn. St.
 1999-Tom Lang, Southern Conn. St.

2000-Joe Flanagan, Cal St. Dom. Hills
 2001-Keith Fulk, Tampa
 2002-Marcus Ziemer, Sonoma St.
 2003-Mike O'Malley, Cal St. Chico

Division III

1982-Mike Berticelli, UNC Greensboro
 1983-Stephen Davis, ClaremontMS
 1984-Joe Bean, Wheaton (Ill.)
 1985-Michael Parker, UNC Greensboro
 1986-Layton Shoemaker, Messiah
 1987-Michael Russo, Williams


1988-Michael Russo, Williams
 1989-Douglas May, Rochester Inst.
 1990-Michael Pilger, Kenyon
 1991-Jay Martin, Ohio Wesleyan
 1992-Willi Steinrotter, Hobart
 1993-Michael Russo, Williams
 1994-Toby Bares, Wis.-Oshkosh
 1995-Michael Russo, Williams
 1996-John O'Connor, Chicago
 1997-Joe Bean, Wheaton (Ill.)
 1998-Jay Martin, Ohio Wesleyan

1999-Bob Durocher, St. Lawrence
 2000-Dave Brandt, Messiah
 2001-Jeff Haines, Richard Stockton
 2002-Dave Brandt, Messiah
 2003-Lenny Armuth, Drew

Note: The Intercollegiate Soccer Coaches Association of America (ISAA) was taken over by the National Soccer Coaches Association of America (NSCAA) in 1996.

Men's Attendance Records

2003 Attendance Leaders.....	84
Annual Home Attendance Champions	85
All-Time Largest Crowds	85



2003 Attendance Leaders

Division I

AVERAGE HOME ATTENDANCE

Team	Games	Total	Avg.
1. St. Louis	9	25,017	2,779
2. Connecticut	11	26,202	2,382
3. Indiana	13	28,778	2,214
4. Wake Forest	11	23,611	2,146
5. North Carolina	7	14,283	2,040
6. Maryland	15	27,585	1,839
7. Virginia	13	22,156	1,704
8. New Mexico	7	11,902	1,700
9. Fresno St.	7	10,796	1,542
10. Louisville	9	12,415	1,379
11. Rutgers	10	13,187	1,318
12. Creighton	11	14,273	1,297
13. St. John's (N.Y.)	10	11,604	1,160
14. Bradley	13	14,391	1,107
15. Davidson	7	7,744	1,106
16. UAB	7	7,545	1,077
17. Michigan	7	7,411	1,059
18. Penn St.	7	7,333	1,047
19. Clemson	11	11,455	1,041
20. Brown	11	11,417	1,037
21. Washington	10	10,068	1,006
22. Furman	7	6,648	949
23. Portland	7	6,582	940
24. UCLA	13	11,566	889
25. Notre Dame	12	10,323	860
26. Santa Clara	10	8,338	833
27. South Carolina	10	8,186	818
28. Wis.-Milwaukee	9	7,118	790
29. Yale	9	7,082	786
30. Kentucky	9	6,573	730
31. Virginia Tech	12	8,688	724
32. Old Dominion	10	6,984	698
33. Michigan St.	8	5,491	686
34. North Carolina St.	11	7,400	672
35. Boston U.	7	4,586	655
36. UNC Greensboro	8	5,191	648
37. Wisconsin	10	6,466	646
38. Dayton	9	5,667	629
39. UC Santa Barb.	11	6,852	622
40. Stanford	7	4,279	611
41. Southern Methodist	8	4,661	582
42. Charlotte	7	4,049	578
43. Akron	10	5,631	563
44. Cal St. Fullerton	9	5,063	562
45. San Diego	15	8,399	559
46. Vermont	9	4,889	543
47. Evansville	9	4,866	540
47. Duke	13	7,020	540
49. San Francisco	10	5,304	530
50. Oregon St.	8	4,225	528

TOTAL HOME ATTENDANCE

Team	Games	Total	Avg.
1. Indiana	13	28,778	2,214
2. Maryland	15	27,585	1,839
3. Connecticut	11	26,202	2,382
4. St. Louis	9	25,017	2,779
5. Wake Forest	11	23,611	2,146
6. Virginia	13	22,156	1,704
7. Bradley	13	14,391	1,107
8. North Carolina	7	14,283	2,040
9. Creighton	11	14,273	1,297
10. Rutgers	10	13,187	1,318
11. Louisville	9	12,415	1,379
12. New Mexico	7	11,902	1,700
13. St. John's (N.Y.)	10	11,604	1,160
14. UCLA	13	11,566	889
15. Clemson	11	11,455	1,041
16. Brown	11	11,417	1,037
17. Fresno St.	7	10,796	1,542
18. Notre Dame	12	10,323	860
19. Washington	10	10,068	1,006
20. Virginia Tech	12	8,688	724
21. San Diego	15	8,399	559
22. Santa Clara	10	8,338	833
23. South Carolina	10	8,186	818
24. Davidson	7	7,744	1,106
25. UAB	7	7,545	1,077

SINGLE-GAME ATTENDANCE HIGHS

No.	Team vs. Opponent	Date
6,143	UCLA at Maryland	Sept. 5
5,591	Indiana vs. St. John's (N.Y.) (NCAA Final at Columbus, Ohio)	Dec. 14
4,802	Notre Dame at Connecticut	Oct. 18
4,241	Louisville at St. Louis	Sept. 27
4,075	Indiana at Connecticut	Sept. 6
3,868	North Carolina at Wake Forest	Oct. 25
3,647	Wake Forest at Maryland	Sept. 27
3,586	North Carolina St. at Wake Forest	Oct. 4
3,547	UAB at Indiana	Aug. 30

Division II

AVERAGE HOME ATTENDANCE

Team	Games	Total	Avg.
1. Sonoma St.	11	5,670	515
2. Cal St. Bakersfield	11	5,108	464
3. Tampa	9	4,037	448
4. Cal St. Chico	9	3,999	444
5. Rollins	10	3,855	385
6. UC Davis	8	3,040	380
7. Incarnate Word	11	4,120	374
8. Seattle	5	1,860	372
9. UC San Diego	8	2,868	358
10. Cal St. Dom. Hills	15	5,322	354
11. Fort Lewis	9	3,181	353
12. Midwestern St.	12	4,233	352
13. SIU Edwardsville	9	3,092	343
14. Fla. Southern	9	3,047	339
15. Truman	8	2,615	326
16. Seattle Pacific	9	2,874	319
17. S.C.-Spartanburg	11	3,381	307
18. Western Wash.	8	2,321	290
19. Northeastern St.	14	3,900	278
20. Bryant	6	1,649	274
21. Lynn	11	2,870	260
22. St. Leo	10	2,580	258
23. Barry	12	3,078	256
24. Franklin Pierce	6	1,456	242
25. West Fla.	12	2,836	236
26. Gannon	9	2,108	234
27. UC-Colo. Spgs.	8	1,861	232
28. Humboldt St.	10	2,319	231
29. Christian Bros.	8	1,841	230
29. Mass.-Lowell	10	2,307	230

TOTAL HOME ATTENDANCE

Team	Games	Total	Avg.
1. Sonoma St.	11	5,670	515
2. Cal St. Dom. Hills	15	5,322	354
3. Cal St. Bakersfield	11	5,108	464
4. Midwestern St.	12	4,233	352
5. Incarnate Word	11	4,120	374



Indiana Sports Information

Indiana drew the most spectators to its home games in 2003, as 28,778 watched the eventual Division I champion in Bloomington.

Team	Games	Total	Avg.
6. Tampa	9	4,037	448
7. Cal St. Chico	9	3,999	444
8. Northeastern St.	14	3,900	278
9. Rollins	10	3,855	385
10. S.C.-Spartanburg	11	3,381	307
11. Fort Lewis	9	3,181	353
12. SIU Edwardsville	9	3,092	343
13. Barry	12	3,078	256
14. Fla. Southern	9	3,047	339
15. UC Davis	8	3,040	380

SINGLE-GAME ATTENDANCE HIGHS

No.	Team vs. Opponent	Date
1,334	Cal St. Chico at Midwestern St.	Nov. 22
1,017	Fla. Southern at Tampa	Oct. 17
969	Sonoma St. at Seattle Pacific	Sept. 27
950	Findlay at Truman	Nov. 22
900	Findlay at Cal St. Chico	Dec. 5

Division III

AVERAGE HOME ATTENDANCE

Team	Games	Total	Avg.
1. Ohio Wesleyan	13	9,261	712
2. Drew	14	9,017	601
3. Wheaton (Ill.)	13	7,664	589
4. Va. Wesleyan	12	6,800	566
5. Elizabethtown	10	5,640	564
6. Messiah	12	5,600	466
7. Centre	9	4,104	456
8. Capital	8	3,382	422
9. Macalester	11	4,625	420
10. Trinity (Tex.)	11	4,401	400
11. Chris. Newport	9	3,587	398
12. North Park	7	2,775	396
13. Muhlenberg	16	5,783	361
14. Puget Sound	8	2,701	338
15. Wilmington (Ohio)	10	3,296	329
16. Middlebury	8	2,600	325
17. St. Lawrence	14	4,502	321
18. Wheaton (Mass.)	11	3,345	304
19. York (Pa.)	10	2,890	289
20. Hardin-Simmons	6	1,682	280
21. Stevens Institute	11	3,050	277
22. Denison	9	2,450	272
23. Potsdam St.	8	2,125	265
24. Wis.-Oshkosh	12	3,154	262
25. Mary Washington	9	2,325	258
26. Concordia-M'head.	6	1,525	254
27. Wooster	9	2,270	252
28. Richard Stockton	14	3,445	246
29. Redlands	14	3,412	243
30. Colorado Col.	14	3,380	241

TOTAL HOME ATTENDANCE

Team	Games	Total	Avg.
1. Ohio Wesleyan	13	9,261	712
2. Drew	15	9,017	601
3. Wheaton (Ill.)	13	7,664	589
4. Va. Wesleyan	12	6,800	566
5. Muhlenberg	16	5,783	361
6. Elizabethtown	10	5,640	564
7. Messiah	12	5,600	466
8. Macalester	11	4,625	420
9. St. Lawrence	14	4,502	321
10. Trinity (Tex.)	11	4,401	400
11. Centre	9	4,104	456
12. Chris. Newport	9	3,587	398
13. Richard Stockton	14	3,445	246
14. Redlands	14	3,412	243
15. Capital	8	3,382	422

SINGLE-GAME ATTENDANCE HIGHS

No.	Team vs. Opponent	Date
2,003	Trinity (Tex.) at Drew (NCAA Final)	Nov. 30
2,000	Elizabethtown at Messiah	Nov. 8
2,000	Messiah at Elizabethtown	Nov. 1
2,000	Widener at Elizabethtown	Oct. 18
2,000	York (Pa.) at Messiah	Oct. 18

Annual Home Attendance Champions

Division I

BY AVERAGE ATTENDANCE

Year	School	Dates	Attendance	Average
1998	Fresno St.	10	27,185	2,716
1999	St. Louis	11	33,411	3,037
2000	Connecticut	14	38,804	2,772
2001	St. Louis	12	33,200	2,767
2002	Connecticut	11	27,714	2,519
2003	St. Louis	9	25,017	2,779

BY TOTAL ATTENDANCE

Year	School	Dates	Attendance
1998	Connecticut	14	33,830
1999	Connecticut	15	36,344
2000	Connecticut	14	38,804
2001	St. Louis	12	33,200
2002	Connecticut	11	27,714
2003	Indiana	13	28,778

Division II

BY AVERAGE ATTENDANCE

Year	School	Dates	Attendance	Average
1998	Rockhurst	6	7,359	1,227
1999	Cal St. Bakersfield	8	5,917	740
2000	Rockhurst	3	1,783	594
2001	St. Anselm	10	5,480	548
2002	Cal St. Bakersfield	13	7,335	564
2003	Sonoma St.	11	5,670	515

BY TOTAL ATTENDANCE

Year	School	Dates	Attendance
1998	S.C.-Spartanburg	13	9,779
1999	Rockhurst	10	6,412
2000	Barry	14	8,089
2001	Tampa	14	6,911
2002	Cal St. Bakersfield	13	7,335
2003	Sonoma St.	11	5,670

Division III

BY AVERAGE ATTENDANCE

Year	School	Dates	Attendance	Average
1998	Wheaton (Ill.)	13	15,170	1,167
1999	Wheaton (Ill.)	14	19,483	1,392
2000	Messiah	13	13,000	1,000
2001	Tufts	7	5,350	764
2002	Wheaton (Ill.)	13	9,992	768
2003	Ohio Wesleyan	13	9,261	712

BY TOTAL ATTENDANCE

Year	School	Dates	Attendance
1998	Wheaton (Ill.)	13	15,170
1999	Wheaton (Ill.)	14	19,483
2000	Ohio Wesleyan	18	14,710
2001	Ohio Wesleyan	14	8,100
2002	Wheaton (Ill.)	13	9,992
2003	Ohio Wesleyan	13	9,261

All-Time Largest Crowds

Division I

ALL GAMES

- 22,512—St. Louis (5) vs. SIU Edwardsville (1), Busch Stadium, St. Louis, Oct. 30, 1980
- 21,319—Wisconsin (1) vs. Portland (0), Richmond, Va., Dec. 8, 1995 (NCAA semi-final)

21,319—Duke (3) vs. Virginia (2), Richmond, Va., Dec. 8, 1995 (NCAA semifinal)
 20,874—St. John's (N.Y.) (4) vs. Florida Int'l (1), Richmond, Va., Dec. 15, 1996 (NCAA final)
 20,703—Wisconsin (2) vs. Duke (0), Richmond, Va., Dec. 10, 1995 (NCAA final)
 20,269—St. John's (N.Y.) (2) vs. Creighton (1), Richmond, Va., Dec. 13, 1996 (NCAA semifinal)
 20,269—Florida Int'l (4) vs. Charlotte (0), Richmond, Va., Dec. 13, 1996 (NCAA semifinal)
 20,143—UCLA (2) vs. Virginia (0), Richmond, Va., Dec. 14, 1997 (NCAA final)
 20,112—St. Louis (1) vs. SIU Edwardsville (0), Busch Stadium, St. Louis, Nov. 9, 1973
 18,202—UCLA (1) vs. Indiana (0) (3 ot), Richmond, Va., Dec. 12, 1997 (NCAA semifinal)
 18,202—Virginia (3) vs. St. Louis (1), Richmond, Va., Dec. 12, 1997 (NCAA semifinal)
 17,616—Indiana (4) vs. Santa Clara (0), Richmond, Va., Dec. 11, 1998 (NCAA semifinal)
 17,616—Stanford (1) vs. Maryland (0), Richmond, Va., Dec. 11, 1998 (NCAA semifinal)
 16,503—Hartwick (2) vs. San Francisco (1), Berkeley, Calif., Dec. 4, 1977 (NCAA final)
 16,503—SIU Edwardsville (3) vs. Brown (2), Berkeley, Calif., Dec. 4, 1977 (NCAA third-place game)
 15,439—Indiana (1) vs. Santa Clara (0), Charlotte, N.C., Dec. 12, 1999 (NCAA final)
 15,202—Indiana (3) vs. Stanford (1), Richmond, Va., Dec. 13, 1998 (NCAA final)
 15,000—St. Louis (1) vs. SIU Edwardsville (1), Busch Stadium, St. Louis, Nov. 5, 1972
 13,231—Indiana (3) vs. UCLA (2) (4 ot), Charlotte, N.C., Dec. 10, 1999 (NCAA semifinal)
 13,231—Connecticut (1) vs. Santa Clara (2) (4 ot), Charlotte, N.C., Dec. 10, 1999 (NCAA semifinal)
 12,224—Fresno St. (0) vs. San Francisco (1), Fresno, Calif., Sept. 27, 1987
 12,033—Virginia (1) vs. Indiana (0), Davidson, N.C., Dec. 11, 1994 (NCAA final)

11,848—Indiana (4) vs. UCLA (1), Davidson, N.C., Dec. 9, 1994 (NCAA semifinal)
 11,848—Virginia (2) vs. Rutgers (1), Davidson, N.C., Dec. 9, 1994 (NCAA semifinal)
 11,421—Connecticut (2) vs. Creighton (0), Charlotte, N.C., Dec. 10, 2000 (NCAA final)
 10,752—Connecticut (2) vs. Southern Methodist (0), Charlotte, N.C., Dec. 8, 2000 (NCAA semifinal)
 10,752—Creighton (2) vs. Indiana (1) (3 ot), Charlotte, N.C., Dec. 8, 2000 (NCAA semifinal)
 10,549—Virginia (2) vs. South Carolina (0), Davidson, N.C., Dec. 5, 1993 (NCAA final)
 10,306—Virginia (3) vs. Princeton (1), Davidson, N.C., Dec. 3, 1993 (NCAA semifinal)
 10,306—South Carolina (1) vs. Cal. St. Fullerton (0), Davidson, N.C., Dec. 3, 1993 (NCAA semifinal)

EXCLUDING NCAA TOURNAMENT

No.	Team vs. Opponent	Date
22,512*	St. Louis vs. SIU Edwardsville	Oct. 30, 1980
12,224	Fresno St. vs. San Francisco	Sept. 27, 1987
9,200	Connecticut vs. Alabama A&M	Oct. 24, 1982
6,894	San Francisco vs. Fresno St.	Oct. 7, 2001
6,604	Fresno St. vs. Portland	Oct. 11, 1998
6,163	Fresno St. vs. Tulsa	Nov. 8, 1998
6,143	UCLA vs. Maryland	Sept. 5, 2003
6,142#	Virginia vs. Santa Clara	Aug. 30, 1992
6,070	Connecticut vs. St. John's (N.Y.)	Sept. 26, 1999
6,000	Indiana vs. Southern Methodist	Sept. 5, 1987
5,750	South Carolina vs. UCLA	Sept. 6, 1998
5,200	Duke vs. Virginia	Oct. 24, 1999
5,170	Butler vs. Indiana	Oct. 8, 1998
5,027	South Carolina vs. Clemson	Oct. 8, 2000
5,021	South Carolina vs. Clemson	Oct. 11, 1998

* At Busch Stadium, St. Louis.

Exhibition game. Home team listed first.

Men's Championship Records

Division I Championship Records	88
Division II Championship Records	90
Division III Championship Records	92



Division I Men's Championship

2003 Results

FIRST ROUND

Tulsa 3, Oakland 2
 Florida Int'l 3, UCF 1
 *Virginia Tech 3, Clemson 3 (2ot, pk)
 *Kentucky 0, Cincinnati 0 (2ot, pk)
 Wis.-Milwaukee 4, Western Mich. 1
 St. Peter's 2, Brown 0
 *Santa Clara 1, Southern Methodist 1 (2ot, pk)
 Coastal Caro. 3, Davidson 0
 Virginia 2, Seton Hall 0
 Creighton 6, UMKC 0
 California 2, San Jose St. 0
 Connecticut 3, Rhode Island 0
 Binghamton 1, Fairleigh Dickerson 0
 Portland 3, Oregon St. 2
 Rutgers 3, Lafayette 1
 Old Dominion 6, North Carolina St. 3

SECOND ROUND

UCLA 3, Tulsa 2
 *Florida Int'l 1, Cal St. Northridge 1 (2ot, pk)
 Va. Commonwealth 5, Virginia Tech 2
 Indiana 2, Kentucky 1 (2ot)
 Notre Dame 4, Wis.-Milwaukee 1
 Michigan 6, St. Peter's 2

Santa Clara 1, Loyola Marymount 0 (ot)
 Coastal Caro. 3, North Carolina 0
 Virginia 2, Wake Forest 0
 *Creighton 1, San Diego 1 (2ot, pk)
 UC Santa Barb. 2, California 0
 *St. John's (N.Y.) 0, Connecticut 0 (2ot, pk)
 St. Louis 1, Binghamton 0 (ot)
 Washington 1, Portland 0
 Akron 3, Rutgers 2
 Maryland 2, Old Dominion 1

THIRD ROUND

UCLA 2, Florida Int'l 0
 Indiana 5, Va. Commonwealth 0
 *Michigan 1, Notre Dame 1 (2ot, pk)
 Santa Clara 3, Coastal Caro. 2
 Creighton 3, Virginia 1
 St. John's (N.Y.) 3, UC Santa Barb. 2 (2ot)
 St. Louis 3, Washington 2 (ot)
 Maryland 1, Akron 0

QUARTERFINALS

Indiana 2, UCLA 1
 Santa Clara 3, Michigan 1
 St. John's (N.Y.) 3, Creighton 2
 Maryland 4, St. Louis 2

*Advanced on penalty kicks.

SEMIFINALS

DECEMBER 12

Indiana 1, Santa Clara 0 (2ot)

Santa Clara0 0 0 0—0
 Indiana0 0 0 1—1

Second Overtime: 1—Pat Yates (Brian Plotkin), 103:48.
 Shots: Santa Clara 12, Indiana 13. Goalkeeper saves:
 Santa Clara—Kent Harkness 7; Indiana—Jay Nolly 5.
 Corner kicks: Santa Clara 1, Indiana 3. Fouls: Santa
 Clara 23, Indiana 16. Attendance: 3,468.

DECEMBER 12

St. John's (N.Y.) 1, Maryland 0

St. John's (N.Y.) 1 0—1
 Maryland 0 0—0
 First half: St. John's (N.Y.)—Alvarado-Ralph (Penalty
 Kick), 34:18.
 Shots: St. John's (N.Y.) 8, Maryland 23. Goalkeeper
 saves: St. John's (N.Y.)—Bill Gaudette 9; Maryland—
 Noah Palmer 2. Corner kicks: St. John's (N.Y.) 4,
 Maryland 1. Fouls: St. John's (N.Y.) 17, Maryland 5.
 Attendance: 3,468.

CHAMPIONSHIP

DECEMBER 14

Indiana 2, St. John's (N.Y.) 1

Indiana 2 0—2
 St. John's (N.Y.) 0 1—1
 First half: Indiana—Ned Grabavoy, 15:05; Indiana—
 Jacob Peterson, 19:10.
 Second half: St. John's (N.Y.)—Ashley Kozicki (Chris
 Corcoran, Tim O'Neill), 78:03.
 Shots: Indiana 7, St. John's (N.Y.) 19. Goalkeeper saves:
 Indiana—Jay Nolly 10; St. John's (N.Y.)—Bill Gaudette
 1, Guy Hertz 0. Corner kicks: Indiana 6, St. John's (N.Y.)
 3. Fouls: Indiana 20, St. John's (N.Y.) 17. Attendance:
 5,300.

History

Team Results

Year	Champion (Record)	Coach	Score	Runner-Up	Host or Site	Championship Game Attendance	Championship Total Attendance
1959	St. Louis (11-1)	Bob Guelker	5-2	Bridgeport	Connecticut	400	—
1960	St. Louis (14-1)	Bob Guelker	3-2	Maryland	Brooklyn	1,000	—
1961	West Chester (12-0)	Mel Lorback	2-0	St. Louis	St. Louis	6,500	—
1962	St. Louis (12-0-1)	Bob Guelker	4-3	Maryland	St. Louis	6,231	—
1963	St. Louis (13-1)	Bob Guelker	3-0	Navy	Rutgers	3,500	—
1964	Navy (15-0)	F.H. Warner	1-0	Michigan St.	Brown	600	—
1965	St. Louis (14-0)	Bob Guelker	1-0	Michigan St.	St. Louis	7,234	—
1966	San Francisco (11-0-1)	Steve Negroesco	5-2	Long Island	California	5,000	—
1967	Michigan St. (12-0-2)	Gene Kenney	0-0	(Game called due to inclement weather)	St. Louis	3,000	—
1968	Maryland (14-0-1)	Doyle Royal	2-2 (2 ot)		Ga. Tech-Emory	1,112	—
	Michigan St. (11-1-3)	Gene Kenney					
1969	St. Louis (13-0)	Harry Keough	4-0	San Francisco	San Jose St.	5,100	—
1970	St. Louis (14-0-1)	Harry Keough	1-0	UCLA	SIU Edwardsville	8,000	—
1971	Howard# (15-0)	Lincoln Phillips	3-2	St. Louis	Miami, Fla.	5,800	—
1972	St. Louis (15-2-3)	Harry Keough	4-2	UCLA	Miami, Fla.	3,000	—
1973	St. Louis (15-2-3)	Harry Keough	2-1 (ot)	UCLA	Miami, Fla.	5,861	—
1974	Howard (19-0)	Lincoln Phillips	2-1 (4 ot)	St. Louis	St. Louis	2,921	—
1975	San Francisco (21-1-2)	Steve Negroesco	4-0	SIU Edwardsville	SIU Edwardsville	4,400	24,071
1976	San Francisco (20-2-3)	Steve Negroesco	1-0	Indiana	Pennsylvania	5,981	39,373
1977	Hartwick (16-0-2)	Jim Lennox	2-1	San Francisco	California	16,503	28,557
1978	San Francisco# (28-1)	Steve Negroesco	2-0	Indiana	Tampa, Fla.	8,700	30,553
1979	SIU Edwardsville (19-2-3)	Bob Guelker	3-2	Clemson	Tampa, Fla.	5,500	30,947
1980	San Francisco (24-0-2)	Steve Negroesco	4-3 (ot)	Indiana	Tampa, Fla.	7,052	25,729
1981	Connecticut (20-3-2)	Joe Morrone	2-1 (ot)	Alabama A&M	Stanford	3,500	31,200
1982	Indiana (21-3-1)	Jerry Yeagley	2-1 (8 ot)	Duke	Ft. Lauderdale, Fla.	5,312	50,949
1983	Indiana (21-1-4)	Jerry Yeagley	1-0 (2 ot)	Columbia	Ft. Lauderdale, Fla.	5,257	54,386
1984	Clemson (22-4)	I.M. Ibrahim	2-1	Indiana	Seattle	7,926	48,469
1985	UCLA (20-1-4)	Sigi Schmid	1-0 (8 ot)	American	Seattle	5,986	54,206
1986	Duke (18-5-1)	John Rennie	1-0	Akron	Tacoma, Wash.	4,196	65,892
1987	Clemson (18-5-1)	I.M. Ibrahim	2-0	San Diego St.	Clemson	8,352	57,009
1988	Indiana (19-3-3)	Jerry Yeagley	1-0	Howard	Indiana	5,168	38,560
1989	Santa Clara (20-0-3)	Steve Sampson	1-1 (2 ot)		Rutgers	3,889	67,338
	Virginia (21-2-2)	Bruce Arena					
1990	UCLA (19-1-4)	Sigi Schmid	1-0 (4 ot, pk)	Rutgers	South Fla.	4,613	55,096
1991	Virginia* (19-1-2)	Bruce Arena	0-0	Santa Clara	South Fla.	3,925	48,154
1992	Virginia (21-2-1)	Bruce Arena	2-0	San Diego	Davidson	8,150	52,191
1993	Virginia (22-3)	Bruce Arena	2-0	South Carolina	Davidson	10,549	72,175
1994	Virginia (22-3-1)	Bruce Arena	1-0	Indiana	Davidson	12,033	92,186
1995	Wisconsin (20-4-1)	Jim Lauder	2-0	Duke	Richmond	21,319	96,747
1996	St. John's (N.Y.) (22-2-2)	Dave Masur	4-1	Florida Int'l	Richmond	20,874	85,915

Year	Champion (Record)	Coach	Score	Runner-Up	Host or Site	Championship Game Attendance	Championship Total Attendance
1997	UCLA (22-2)	Sigi Schmid	2-0	Virginia	Richmond	20,143	67,764
1998	Indiana (23-2)	Jerry Yeagley	3-1	Stanford	Richmond	15,202	70,885
1999	Indiana (21-3)	Jerry Yeagley	1-0	Santa Clara	Charlotte	15,439	56,078
2000	Connecticut (20-3-2)	Ray Reid	2-0	Creighton	Charlotte, N.C.	11,421	52,910
2001	North Carolina (21-4)	Elmar Bolowich	2-0	Indiana	Columbus, Ohio	7,113	63,791
2002	UCLA (18-3-3)	Tom Fitzgerald	1-0	Stanford	Dallas	8,498	62,280
2003	Indiana (17-3-5)	Jerry Yeagley	2-1	St. John's (N.Y.)	Columbus, Ohio	5,300	—

*Virginia declared champion on the basis of penalty kicks.

#Later vacated.

To U mament Scoring Leaders

Year	Player, School	G	A	P
1974	Dale Russell, Philadelphia U.	6	1	13
1975	Lincoln Peddie, Howard	6	0	12
1976	Dave MacWilliams, Philadelphia U.	5	2	12
1977	Art Napolitano, Hartwick	4	0	8
1978	Thompson Usiyan, Appalachian St.	7	1	15
1979	Obed Ariri, Clemson	5	1	11
1980	John Hayes, St. Louis	5	0	10
1981	Elvis Comrie, Connecticut	3	2	8
	Pedro DeBrito, Connecticut	3	2	8
	Solomon Shiferow, Alabama A&M	3	2	8
1982	Sean McCoy, Duke	3	1	7
1983	Jeff Gaffney, Virginia	4	1	9
1984	Gary Conner, Clemson	4	0	8
	Mike Hylla, Indiana	3	2	8
1985	Dale Ervine, UCLA	4	0	8
1986	Tom Stone, Duke	4	1	9
1987	Bruce Murray, Clemson	5	4	14
1988	Michael Dominic, Long Island	3	0	6
	Ian Hennessy, Seton Hall	3	0	6
	Steve Snow, Indiana	4	1	9
1990	Chad Deering, Indiana	3	1	7
1991	Brian McBride, St. Louis	4	0	8
	Alan Prampin, Southern Methodist	3	2	8
	Bill Donnell, Yale	4	0	8
1992	Guillermo Jara, San Diego	3	5	11
1993	Nate Friends, Virginia	5	0	10
	Andre Parris, Princeton	2	6	10
1994	A.J. Wood, Virginia	5	0	10
1995	Mike Fisher, Virginia	5	0	10
1996	Alen Kozic, Florida Int'l	3	3	9
1997	Ben Olsen, Virginia	5	3	13
1998	Aleksey Korol, Indiana	6	2	14
1999	Aleksey Korol, Indiana	4	2	10
2000	Mohamed Fahim, Southern Methodist	5	2	12
	Corey Woolfolk, Stanford	5	2	12
2001	Ryan Kneipper, North Carolina	5	0	10
2002	Matt Taylor, UCLA	5	2	12
2003	Joseph Ngwenya, Coastal Caro.	5	1	11

Information not available before 1974.

All-Tournament Teams

MOP—Most Outstanding Player.

1960

Don Range, St. Louis (MOP offensive)
John Klein, St. Louis (MOP defensive)

1961

Bill Foulke, West Chester (MOP offensive)
Bill Killen, West Chester (MOP defensive)

1962

Gerry Balassi, St. Louis (MOP offensive)
Don Ceresia, St. Louis (MOP defensive)

1964

Sydney Alozie, Michigan St. (MOP offensive)
Myron Hura, Navy (MOP defensive)

1965

Pat McBride, St. Louis (MOP offensive)
Jack Gilsinn, St. Louis (MOP defensive)
Nick Krat, Michigan St. (MOP defensive)

1966

Sandor Hites, San Francisco (MOP offensive)

1967

Ernie Tuchscherer, Michigan St. (MOP offensive)

1969

Al Trost, St. Louis (MOP offensive)
Pat Leahy, St. Louis (MOP defensive)

1971

Mike Seerey, St. Louis (MOP offensive)

1972

Danny Counce, St. Louis (MOP offensive)
Bruce Arena, Cornell (MOP defensive)

1975

Andy Atuegbu, San Francisco (MOP offensive)
Steve Rabbovsky, Brown (MOP defensive)

1976

Andy Atuegbu, San Francisco (MOP offensive)
David Shelton, Indiana (MOP defensive)

1977

John Young, Hartwick (MOP offensive)
Jeff Tipping, Hartwick (MOP defensive)

1997

Seth George, UCLA (MOP offensive)
Matt Reis, UCLA (MOP defensive)
Josh Keller, UCLA
Tom Polit, UCLA
Ben Olsen, Virginia
Scott Vermillion, Virginia
Brian West, Virginia
Chris Klein, Indiana
Aleksey Korol, Indiana
Tim Leonard, St. Louis
Kevin Quigley, St. Louis

1998

Aleksey Korol, Indiana (MOP offensive)
Nick Garcia, Indiana (MOP defensive)
Lazo Alavanja, Indiana
Gino DiGuardi, Indiana
Dema Kovalenko, Indiana
Yuri Lavrinenko, Indiana
Andrew Parrish, Indiana
Jamie Clark, Stanford
Simon Elliott, Stanford
Lee Morrison, Stanford
Steve Armas, Maryland
Taylor Twellman, Maryland
Michael Goehring, Santa Clara

1999

Yuri Lavrinenko, Indiana (MOP offensive)
Nick Garcia, Indiana (MOP defensive)
Ryan Mack, Indiana
Aleksey Korol, Indiana
Adam Eyre, Santa Clara
Ari Rodopoulos, Santa Clara
Shawn Percell, Santa Clara
Darin Lewis, Connecticut
Brent Rahim, Connecticut
Sasha Victorine, UCLA
Pete Vagenas, UCLA

2000

Darin Lewis, Connecticut (MOP offensive)
Chris Gbandi, Connecticut (MOP defensive)
Brent Rahim, Connecticut
Bryheem Hancock, Connecticut
Max Zieky, Connecticut
Mike Tranchilla, Creighton
Brian Mullan, Creighton
Ishmael Mintah, Creighton
Mike Gabb, Creighton
Diego Walsh, Southern Methodist
Pat Noonan, Indiana

2001

Ryan Kneipper, North Carolina (MOP offensive)
David Stokes, North Carolina (MOP defensive)
Danny Jackson, North Carolina
Matt Crawford, North Carolina
Michael Ueltschey, North Carolina
Pat Noonan, Indiana
Mike Ambersley, Indiana
Matt Moses, Stanford
Todd Dunivant, Stanford
Jeff Matteo, St. John's (N.Y.)
Shalrie Joseph, St. John's (N.Y.)

2002

Aaron Lopez, UCLA (MOP offensive)
Zach Wells, UCLA (MOP defensive)
Joe Wieland, Creighton
Mike Tranchilla, Creighton
Sumed Ibrahim, Maryland
Chad Marshall, Stanford
Roger Levesque, Stanford
Todd Dunivant, Stanford
Adolfo Gregorio, UCLA
Matt Taylor, UCLA
Scot Thompson, UCLA

2003

Jacob Peterson, Indiana (MOP offensive)
Jay Nolly, Indiana (MOP defensive)
Ned Grabavoy, Indiana
Jed Zayner, Indiana
Drew Shinabarger, Indiana
Josh Tudela, Indiana
Danny O'Rourke, Indiana
Christopher Wingert, St. John's (N.Y.)
Seth Stammler, Maryland
Sumed Ibrahim, Maryland
Will Weatherly, Santa Clara

Individual Records

GOALS, GAME

7—Thompson Usiyan, Appalachian St. (9) vs. George Washington (3), 1978.

GOALS, TOURNAMENT

7—Thompson Usiyan, Appalachian St. (7 vs. George Washington, 0 vs. Clemson), 1978.

GOALS, CAREER

13—A.J. Wood, Virginia, 1991-92-93-94.

ASSISTS, GAME

3—Hugh Copeland, Brown (6) vs. Bridgeport (2), 1976; Dale Russell, Philadelphia U. (4) vs. Penn St. (0), 1976; Duncan MacDonald, Hartwick (5) vs. St. Francis (N.Y.) (1), 1977; Robert Byrket, Appalachian St. (9) vs. George Washington (3), 1978; Tim Guelker, SIU Edwardsville (3) vs. Clemson (2), 1979; Peter Dicce, Temple (5) vs. Penn St. (6), 1985; Dario Brose, North Carolina St. (3) vs. South Carolina (1), 1990; Toby Taitano, San Diego (4) vs. Portland (2), 1990; Billy Baumhoff, South Carolina (6) vs. Air Force (0), 1993; Andre Parris, Princeton (5) vs. Penn St. (2), 1993; Daniel Falcone, Portland (4) vs. Butler (1), 1995; Yuri Lavrinenko, Indiana (4) vs. Evansville (1), 1996; Matt Crawford, North Carolina (6) vs. Winthrop (0), 2002.

ASSISTS, TOURNAMENT

6—Andre Parris, Princeton (1 vs. Columbia, 3 vs. Penn St., 2 vs. Hartwick), 1993.

ASSISTS, CAREER

11—Yuri Lavrinenko, Indiana, 1996-97-98-99.

POINTS, GAME

15—Thompson Usiyan (7 goals, 1 assist), Appalachian St. (9) vs. George Washington (3), 1978.

POINTS, TOURNAMENT

15—Thompson Usiyan (7 goals, 1 assist), Appalachian St. (7-1 vs. George Washington, 0-0 vs. Clemson), 1978.

POINTS, CAREER

29—Dave MacWilliams (11 goals, 7 assists), Philadelphia U., 1976-77-78; A.J. Wood (13 goals, 3 assists), Virginia, 1991-92-93-94; Aleksey Korol (12 goals, 5 assists), Indiana, 1996-97-98-99.

SAVES, GAME

28—Frank Crupi, Fairleigh Dickinson (1) vs. Bucknell (0), 1975.

LOWEST GOALS-AGAINST AVERAGE, TOURNAMENT

(Min. 3 Games)

0.00—Peter Arnautoff, San Francisco (vs. San Jose St., Clemson and Indiana), 1976; Jon Belskis, Wisconsin (vs. William & Mary, Southern Methodist, Portland and Duke), 1995; Aaron Sockwell, Southern Methodist (vs. Rider, Dartmouth and St. Louis), 1997.

LOWEST GOALS-AGAINST AVERAGE, CAREER

(Min. 5 Games)

0.45—Chris Peterson, Indiana, 1982-83 (4 goals, 8 games [802 minutes]).

Team Records

GOALS, GAME

9—St. Louis vs. Stanford (3), 1962; Michigan St. vs. Howard (1), 1962; Howard vs. Duke (0), 1972; Appalachian St. vs. George Washington (3), 1978.

GOALS, TWO TEAMS, GAME

12—St. Louis (9) vs. Stanford (3), 1962; Appalachian St. (9) vs. George Washington (3), 1978.

GOALS, TOURNAMENT

17—Clemson, 1976; Clemson, 1978; UCLA, 2002.

SHOTS, GAME

54—Connecticut (2) vs. Rhode Island (3) (4 ot), 1979.

CORNER KICKS, GAME

20—Connecticut (2) vs. Hartford (1) (4 ot), 1999.

FOULS, GAME

50—Rhode Island (3) vs. Connecticut (2) (4 ot), 1979.

GOALS PER GAME, TOURNAMENT

(Min. 2 Games)

5.00—St. Louis, 3 games, 1959; St. Louis, 3 games, 1962; Appalachian St., 2 games, 1978.

LOWEST GOALS-AGAINST AVERAGE, TOURNAMENT

(Min. 3 Games)

0.00—Wisconsin, 5 games, 1995; San Francisco, 4 games, 1976.

OVERTIME GAMES, TOURNAMENT

5—Alabama A&M, 1981.

LONGEST GAME

166 minutes, 5 seconds—UCLA (1) vs. American (0) (8 ot), 1985.

Division II Men's Championship

2003 Results

FIRST ROUND

*SIU Edwardsville 1, Rockhurst 1 (2ot, pk)
 *Findlay 1, Ashland 1 (2ot, pk)
 Cal St. Chico 2, UC San Diego 0
 Midwestern St. 2, Northeastern St. 0
 *Carson-Newman 1, UNC Pembroke 1 (2ot, pk)
 Rollins 2, Barry 1
 Mass.-Lowell 3, Franklin Pierce 0
 East Stroudsburg 2, NYIT 1

SECOND ROUND

Truman 5, SIU Edwardsville 2
 *Findlay 0, Mercyhurst 0 (2ot, pk)
 Cal St. Chico 2, Cal St. Dom. Hills 1
 Midwestern St. 1, Incarnate Word 0
 *Carson-Newman 1, S.C.-Spartanburg 1 (2ot, pk)
 Lynn 2, Rollins 1

Mass.-Lowell 1, Southern Conn. St. 0
 Dowling 2, East Stroudsburg 0

QUARTERFINALS

Findlay 2, Truman 1
 Cal St. Chico 3, Midwestern St. 1
 Lynn 3, Carson-Newman 0
 Dowling 2, Mass.-Lowell 0
 *Advanced on penalty kicks.

SEMIFINALS

DECEMBER 5
Cal St. Chico 2, Findlay 0
 Findlay..... 0 0—0
 Cal St. Chico..... 0 2—2
 Second half: Cal St. Chico—Kevin Kuiper (Enrique Tadeo), 61:17; Cal St. Chico—Brett Williams, 85:40.
 Shots: Findlay 4, Cal St. Chico 8. Goalkeeper saves: Findlay—Chris Stewart 3, Cal St. Chico—Dominik Jakubek 1. Corner kicks: Findlay 3, Cal St. Chico 2. Fouls: Findlay 7, Cal St. Chico 14.

DECEMBER 5
Lynn 3, Dowling 2

Dowling..... 2 0—2
 Lynn..... 1 2—3

First half: Dowling—Morten Jensen, 6:19; Lynn—Andrew Hirst (Mark Dunkerley), 13:00; Dowling—Jan E. Wetteland, 16:17.
 Second half: Lynn—Mark Melling (Garthfield Whyte), 64:15; Lynn—Hirst (Christopher Knox), 68:40.
 Shots: Dowling 11, Lynn 13. Goalkeeper saves: Dowling—Morten Larsen 3; Lynn—Kevin Street 2, Liam Bull 1. Corner kicks: Dowling 2, Lynn 4. Fouls: Dowling 18, Lynn 26. Attendance: 283.

CHAMPIONSHIP

DECEMBER 7
Lynn 2, Cal St. Chico 1
 Cal St. Chico..... 1 0—1
 Lynn..... 1 1—2
 First half: Lynn—Fernando Villalobos (Andrew Hirst, Mark Melling), 3:55; Cal St. Chico—Jesse Grigg, 36:09.
 Second half: Lynn—Leon Jackson (Mark Dunkerley), 79:02.
 Shots: Cal St. Chico 4, Lynn 6. Goalkeeper saves: Cal St. Chico—Dominik Jakubek 3; Lynn—Kevin Street 1.
 Corner kicks: Cal St. Chico 1, Lynn 8. Fouls: Cal St. Chico 10, Lynn 16. Attendance: 198.

History

Team Results

Year	Champion (Record)	Coach	Score	Runner-Up	Host or Site	Championship Game Attendance	Championship Total Attendance
1972	SIU Edwardsville (11-0-3)	Bob Guelker	1-0	Oneonta St.	SIU Edwardsville	—	—
1973	Mo.-St. Louis (11-0-3)	Don Dallas	3-0	Cal St. Fullerton	Springfield	—	—
1974	Adelphi (16-1-1)	Menahem Less	3-2	Seattle Pacific	Mo.-St. Louis	321	—
1975	Baltimore (16-2-1)	Dick Edell	3-1	Seattle Pacific	Seattle Pacific	7,000	18,685
1976	Loyola (Md.) (21-1)	Jim Bullington	2-0	New Haven	Seattle Pacific	1,500	8,725
1977	Alabama A&M (16-1)	Salah Yousif	2-1	Seattle Pacific	Florida Int'l	200	5,175
1978	Seattle Pacific (18-5-4)	Cliff McCrath	1-0 (3 ot)	Alabama A&M	Florida Int'l	500	3,939
1979	Alabama A&M (22-1)	Salah Yousif	2-0	Eastern Ill.	Florida Int'l	300	2,329
1980	Lock Haven (21-0)	Michael Parker	1-0 (ot)	Florida Int'l	Florida Int'l	800	4,113
1981	Tampa (15-0-3)	Jay Miller	1-0 (ot)	Cal St. L.A.	Southern Conn. St.	700	3,916
1982	Florida Int'l (16-3-1)	Karl Kremser	2-1	Southern Conn. St.	Florida Int'l	1,300	5,604
1983	Seattle Pacific (16-4-1)	Cliff McCrath	1-0	Tampa	Tampa	4,117	11,700
1984	Florida Int'l (14-4-3)	Karl Kremser	1-0 (ot)	Seattle Pacific	Seattle Pacific	4,500	7,742
1985	Seattle Pacific (20-3)	Cliff McCrath	3-2	Florida Int'l	Florida Int'l	1,480	8,819
1986	Seattle Pacific (17-4-2)	Cliff McCrath	4-1	Oakland	Seattle Pacific	4,100	9,778
1987	Southern Conn. St. (17-1-3)	Bob Dikranian	2-0	Cal St. Northridge	Tampa	1,700	9,101
1988	Florida Tech (15-6)	Rick Stottler	3-2	Cal St. Northridge	Cal St. Northridge	4,588	10,472
1989	Southern N.H. (22-1-2)	John Rootes	3-1	UNC Greensboro	UNC Greensboro	2,137	12,395
1990	Southern Conn. St. (22-0-1)	Ray Reid	1-0 (4 ot, pk)	Seattle Pacific	Florida Tech	700	8,979
1991	Florida Tech (19-2-1)	Rick Stottler	5-1	Sonoma St.	Florida Tech	2,000	9,076
1992	Southern Conn. St. (21-2-1)	Ray Reid	1-0	Tampa	Tampa	3,285	9,425
1993	Seattle Pacific (18-2-1)	Cliff McCrath	1-0	Southern Conn. St.	Florida Tech	2,800	9,014
1994	Tampa (15-2-1)	Tom Fitzgerald	3-0 (2 ot)	Oakland	Tampa	4,336	11,942
1995	Southern Conn. St. (21-1-1)	Ray Reid	2-0	S.C.-Spartanburg	S.C.-Spartanburg	1,500	8,878
1996	Grand Canyon (12-4-5)	Peter Duah, Petar Draksin	3-1	Oakland	Grand Canyon	1,649	8,679
1997	Cal St. Bakersfield (20-4)	Simon Tobin	1-0	Lynn	Lynn	1,256	7,822
1998	Southern Conn. St. (20-2-1)	Tom Lang	1-0	S.C.-Spartanburg	S.C.-Spartanburg	2,833	8,925
1999	Southern Conn. St. (20-0)	Tom Lang	2-1 (2 ot)	Fort Lewis	Barry	403	9,178
2000	Cal St. Dom. Hills (23-1-1)	Joe Flanagan	2-1 (4 ot)	Barry	Barry	818	8,273
2001	Tampa (19-0-2)	Keith Fulk	2-1	Cal St. Dom. Hills	Tampa	1,236	6,165
2002	Sonoma St. (20-3-1)	Marcus Ziemer	4-3	Southern N.H.	Virginia Beach	397	5,456
2003	Lynn (22-0-1)	Shaun Pendleton	2-1	Cal St. Chico	Virginia Beach	198	—

To u mament Scoring Leaders

Year	Player, School	G	A	P
1972	Not available			
1973	Not available			
1974	Herbert Gordon, Dist. Columbia*	5	0	10
1975	Nimrod Dreyfuss, Adelphi	6	2	14
1976	Pete Notaro, Loyola (Md.)	4	2	10
1977	Kenneth Okafor, Alabama A&M	5	1	11
1978	Segun Adelle, Alabama A&M	4	1	9
1979	Gordon Prempeh, Eastern Ill.	3	0	6
1980	Ron Basile, Southern Conn. St.	3	1	7
1981	Ron Basile, Southern Conn. St.	3	1	7
1982	Hermann-Josef Engels, Florida Int'l	5	1	11
1983	Brad Elmenhurst, Seattle Pacific	2	4	8
1984	Munga Eketebi, Florida Int'l	5	3	13
1985	Peter Hattrup, Seattle Pacific	5	1	11
1986	Mark Faller, Seattle Pacific	2	1	5
1987	Antony Vaughn, Southern Conn. St.	2	1	5
	John DeBrito, Southern Conn. St.	2	1	5
1988	Bobby Reyes, Cal St. Northridge	5	0	10
1989	Dermott Sweeney, Mercy	3	0	6
	Archie Harlow, Southern N.H.	3	0	6
1990	Andrew Ziemer, Sonoma St.	2	1	5
1991	Andrew Ziemer, Sonoma St.	6	0	12
1992	Altimont Butler, Southern N.H.	2	2	6
1993	Richard Sharpe, Florida Tech	4	3	11
1994	Phil Bullard, Seattle Pacific	5	2	12
1995	Gil Hokayma, Southern Conn. St.	3	1	7
1996	Nabyl Bekraoui, Grand Canyon	2	2	6
	Dylan Kendrick, Lynn	2	2	6
	Miles Tomic, Grand Canyon	3	0	6
1997	Jeremy Hamm, Cal St. Bakersfield	3	1	7
1998	Vadim Tolstolusky, Seattle Pacific	2	4	8
	Dan Valency, Southern Conn. St.	3	2	8
1999	Paul Oyuga, Southern Conn. St.	3	1	7
	Aui Scabini, Southern Conn. St.	2	3	7
	Per Ole Tenden, Charleston (W.V.)	3	1	7

2000	Fitzgerald Clarke, Barry	4	2	10
2001	Marcus Rullow, West Tex. A&M	2	0	4
	Sean Lockhart, Cal St. Dom. Hills	1	2	4
	Roy Fink, Tampa	2	0	4
	Jason Bell, Tampa	2	0	4
	Jaime Creaghan, Lander	2	0	4
	Justin McMillian, SIU Edwardsville	1	2	4
2002	Tony Bussard, Sonoma St.	5	1	11
2003	Lars Pottgiessen, Truman	3	2	8

*Does not include first-round game against Baltimore.

All-Tournament Teams

MOP—Most Outstanding Player.

1975

Charles Meyers, Baltimore (MOP offensive)
Mike Wall, Baltimore (MOP defensive)

1976

Ian Reid, Loyola (Md.) (MOP offensive)
John Palmere, Loyola (Md.) (MOP defensive)

1988

Robin Chan, Florida Tech (MOP offensive)
Rick Iverson, Cal St. Northridge (MOP defensive)

1989

Archie Harlow, Southern N.H. (MOP offensive)
Mike Martin, Southern N.H. (MOP defensive)

1999

T.J. Delucia, Southern Conn. St. (MOP offensive)
Brad Greenwood, Fort Lewis (MOP defensive)
Luc Cisna, Fort Lewis
Chris Greer, Fort Lewis
Steve Berglund, Fort Lewis
Avi Scabini, Southern Conn. St.
Paul Oyuga, Southern Conn. St.
Assaf Dagai, Southern Conn. St.

Paul Brooks, Southern Conn. St.
Phil Elias, Charleston (W.V.)
Johan Nordin, Charleston (W.V.)
Greg Jehs, Barry
Alen Marcina, Barry

2000

Victor Guerrero, Cal St. Dom. Hills (MOP offensive)
Jacobi Goodfellow, Barry (MOP defensive)
Tony de Vocht, Cal St. Dom. Hills
Alex Bengard, Cal St. Dom. Hills
Garrett Estrin, Cal St. Dom. Hills
Alen Marcina, Barry
Greg Jehs, Barry
John Thompson, Lewis
Martin Strah, Lewis
Karl Nusshag, East Stroudsburg
Sean Stewart, East Stroudsburg

2001

Kareem Escayg, Tampa (MOP offensive)
Luis Morales, Cal St. Dom. Hills (MOP defensive)
Robbie Follbrycht, Tampa
Marlon Rojas, Tampa
Roy Fink, Tampa
Scott White, Cal St. Dom. Hills
Joe Cartledge, Cal St. Dom. Hills
Abdoul Karim Diallo, Dowling
Leonard Doramodou, Dowling
Justin McMillian, SIU Edwardsville
David Mwendapole, SIU Edwardsville

2002

Tony Bussard, Sonoma St. (MOP offensive)
Matt Bernard, Sonoma St. (MOP defensive)
Brandon Boone, Sonoma St.
Ryan Smith, Sonoma St.
Mounir Tajjou, Southern N.H.
Romelle Burgess, Southern N.H.
Anthony Augustine, Southern N.H.

Matt Kagan, Southern N.H.
Oliver Woodward, Mercyhurst
Dustin McNaughton, Mercyhurst
Danny George, Central Ark.

2003

Andrew Hirst, Lynn (MOP Offensive)
Ross Lumsden, Lynn (MOP Defensive)
Mark Melling, Lynn
Lee Paul Scroggins, Lynn
Garthfield Whyte, Lynn
Jesse Grigg, Cal St. Chico
Dominik Jakubek, Cal St. Chico
Kevin Kuiper, Cal St. Chico
Dustin Tong, Cal St. Chico
Sergne Babacar Mboup, Dowling
Tony McCormick, Findlay

Individual Records

GOALS, GAME

5—Nimrod Dreyfuss, Adelphi (9) vs. Wis.-Green Bay (1), 1975.

GOALS, TOURNAMENT

6—Nimrod Dreyfuss, Adelphi (0 vs. Bentley, 1 vs. Le Moyne, 0 vs. Seattle Pacific, 5 vs. Wis.-Green Bay), 1975; Andrew Ziemer, Sonoma St. (2 vs. Oakland, 3 vs. Mo.-St. Louis, 1 vs. Cal Poly, 0 vs. Florida Tech), 1991.

GOALS, CAREER

8—Hermann-Josef Engels, Florida Int'l, 1982-83; Peter Hattrup, Seattle Pacific, 1983-85; Andrew Ziemer, Sonoma St., 1990-91; Richard Sharpe, Florida Tech, 1991-92-93.

ASSISTS, GAME

4—Richard Sharpe, Florida Tech (5) vs. Seattle Pacific (5) (4 ot), 1993.

ASSISTS, TOURNAMENT

5—Michael Latty, Alabama A&M (2 vs. Florida Int'l, 1 vs. Loyola [Md.], 2 vs. Eastern Ill., 0 vs. Seattle Pacific), 1978.

ASSISTS, CAREER

7—James Udemba, Alabama A&M, 1977-78; Vadim Tolstolutsky, Seattle Pacific, 1997-98.

POINTS, GAME

10—Nimrod Dreyfuss (5 goals), Adelphi (9) vs. Wis.-Green Bay (1), 1975.

POINTS, TOURNAMENT

14—Nimrod Dreyfuss (6 goals, 2 assists), Adelphi (0-2 vs. Bentley, 1-0 vs. Le Moyne, 0-0 vs. Seattle Pacific, 5-0 vs. Wis.-Green Bay), 1975.

POINTS, CAREER

20—Richard Sharpe, Florida Tech (8 goals, 4 assists), 1991-92-93.

SAVES, GAME

20—Steve Zerhusen, UMBC (1) vs. Florida Int'l (2), 1977; Steve Martin, Cal St. Dom. Hills (0) vs. Mo.-St. Louis (2), 1982.

LOWEST GOALS-AGAINST AVERAGE, TOURNAMENT (Mi n. 3 Games)

0.00—Sylvester Onwuekwe, Alabama A&M (vs. Florida Int'l, Seattle Pacific and Eastern Ill.), 1979; Tom Graham, Tampa (vs. Rollins, Mo.-St. Louis and Cal St. L.A.), 1981.

LOWEST GOALS-AGAINST AVERAGE, CAREER (Mi n. 5 Games)

0.27—Sylvester Onwuekwe, Alabama A&M, 1977-78-79.

Team Records

GOALS, GAME

10—Florida Int'l vs. Lock Haven (1), 1984.

GOALS, TWO TEAMS, GAME

11—Florida Int'l (10) vs. Lock Haven (1), 1984; East Stroudsburg (6) vs. West Va. Wesleyan (5), 1997.

SHOTS, GAME

46—Loyola (Md.) (1) vs. Rollins (0), 1976.

CORNER KICKS, GAME

19—Seattle Pacific (5) vs. Mo.-St. Louis (2), 1983; Seattle Pacific (0) vs. Florida Int'l (1), 1984.

FOULS, GAME

58—Eastern Ill. (0) vs. Wis.-Green Bay (1) (4 ot), 1977.

GOALS PER GAME, TOURNAMENT (Mi n. 2 Games)

4.67—Florida Int'l, 3 games, 1984.

LOWEST GOALS-AGAINST AVERAGE, TOURNAMENT (Mi n. 3 Games)

0.00—Alabama A&M, 3 games, 1979; Tampa, 3 games, 1981.

Division III Men's Championship

2003 Results

FIRST ROUND

*Gust. Adolphus 0, Wartburg 0 (2ot, pk)
Piedmont 3, Greensboro 1
Hope 3, Wis.-Whitewater 1
Concordia (Wis.) 2, St. Norbert 0
John Carroll 1, Ohio Wesleyan 0
*Dominican (Ill.) 0, Fontbonne 0 (2ot, pk)
Western Conn. St. 1, Johnson & Wales (R.I.) 0
Cortland St. 3, Worcester St. 0
Wheaton (Mass.) 6, CCNY 1
Va. Wesleyan 3, Eastern 2 (2ot)
*Muhlenberg 2, Gordon 2 (2ot, pk)
Rowan 5, Alfred 1

SECOND ROUND

*Redlands 0, Gust. Adolphus 0 (2ot, pk)
UC Santa Cruz 2, Linfield 1
Piedmont 2, Emory 1
Trinity (Tex.) 5, Ozarks (Ark.) 0
Wis.-Oshkosh 2, Hope 0
Wheaton (Ill.) 7, Concordia (Wis.) 2
John Carroll 2, Carnegie Mellon 1
Dominican (Ill.) 2, Denison 1
*Williams 1, Western Conn. St. 1 (2ot, pk)
MIT 5, Lasell 0
St. Lawrence 1, Cortland St. 0
*Wheaton (Mass.) 0, Bowdoin 0 (2ot, pk)

Drew 3, Va. Wesleyan 0
Stevens Institute 3, Muhlenberg 1
Messiah 3, Penn St.-Behrend 0
Salisbury 1, Rowan 0 (ot)

THIRD ROUND

UC Santa Cruz 1, Redlands 0
Trinity (Tex.) 6, Piedmont 0
Wis.-Oshkosh 1, Wheaton (Ill.) 0
Dominican (Ill.) 2, John Carroll 1
MIT 2, Williams 1 (ot)
Wheaton (Mass.) 3, St. Lawrence 2
Drew 2, Stevens Institute 0
*Salisbury 0, Messiah 0 (2ot, pk)

QUARTERFINALS

Trinity (Tex.) 3, UC Santa Cruz 0
Wis.-Oshkosh 1, Dominican (Ill.) 0
Wheaton (Mass.) 1, MIT 0
Drew 1, Salisbury 0

*Advanced on penalty kicks.

SEMIFINALS

NOVEMBER 29
Trinity (Tex.) 3, Wis.-Oshkosh 2 (2ot)
Trinity (Tex.) 1 1 0 1—3
Wis.-Oshkosh 1 1 0 0—2
First half: Trinity (Tex.)—Chris Quinn, 11:00; Wis.-Oshkosh—Ryan Stone, 12:00.
Second half: Trinity (Tex.)—Cullen Davis (Alex Woods), 67:00; Wis.-Oshkosh—Mark Foster (Mamadee Konneh), 89:00.
Second overtime: Trinity (Tex.)—Quinn (Josh Smith), 108:00.
Shots: Wis.-Oshkosh 8, Trinity (Tex.) 13. Goalkeeper

saves: Wis.-Oshkosh—Ryan Dineen 5; Trinity (Tex.)—Josh Rosenblum 4, Matthew Pepping 0. Corner kicks: Wis.-Oshkosh 3, Trinity (Tex.) 7. Fouls: Wis.-Oshkosh 14, Trinity (Tex.) 3.

NOVEMBER 29

Drew 1, Wheaton (Mass.) 1 (2ot)
Wheaton (Mass.) 0 1 0 0—1
Drew 0 1 0 0—1
Second half: Wheaton (Mass.)—Andrew Hench (Matt Ristuccia), 88:00; Drew—Tyler Brisk (Tim Cordier), 89:00.
Shots: Wheaton (Mass.) 7, Drew 11. Goalkeeper saves: Wheaton (Mass.)—Matt Pachinuk 3; Drew—Peter Boyer 4. Corner kicks: Wheaton (Mass.) 8, Drew 9. Fouls: Wheaton (Mass.) 20, Drew 16. Attendance: 1,573.
Drew advances after winning PK shootout 4-2.

CHAMPIONSHIP

NOVEMBER 30
Trinity (Tex.) 2, Drew 1
Drew 0 1—1
Trinity (Tex.) 1 1—2
First half: Trinity (Tex.)—Alex Woods (Rusty Harrington), 24:46.
Second half: Trinity (Tex.)—Josh Smith (Cullen Davies), 49:43; Drew—Michael Woessner (Derek Swanner), 62:26.
Shots: Drew 18, Trinity (Tex.) 10. Goalkeeper saves: Drew—Peter Boyer 4; Trinity (Tex.)—Josh Rosenblum 3, Matthew Pepping 1. Corner kicks: Drew 2, Trinity (Tex.) 4. Fouls: Drew 25, Trinity (Tex.) 27. Attendance: 2,003.

History

Team Results

Year	Champion (Record)	Coach	Score	Runner-Up	Host or Site	Championship Game Attendance	Championship Total Attendance
1974	Brockport St. (12-2-2)	Walt Kopczuk	3-1	Swarthmore	Wheaton (Ill.)	100	—
1975	Babson (17-0-1)	Bob Hartwell	1-0	Brockport St.	Brockport St.	1,700	7,112
1976	Brandeis (15-2)	Mike Coven	2-1 (2 ot)	Brockport St.	Elizabethtown	2,000	6,286
1977	Lock Haven (14-4)	Michael Parker	1-0	Cortland St.	Babson	500	8,682
1978	Lock Haven (18-2)	Michael Parker	3-0	Washington-St. Louis	Babson	800	9,357
1979	Babson (13-2-4)	Bill Rogers	2-1	Rowan	TCNJ	1,500	8,092
1980	Babson (16-3-1)	Bill Rogers	1-0 (ot)	Scranton	Babson	3,000	11,917
1981	Rowan (19-1-2)	Dan Gilmore	2-1 (4 ot)	Scranton	Elizabethtown	1,100	8,970
1982	UNC Greensboro (19-3)	Mike Berticelli	2-1	Bethany (W.V.)	UNC Greensboro	1,200	10,916
1983	UNC Greensboro (23-1-1)	Mike Berticelli	3-2	Claremont-M-S	UNC Greensboro	1,500	14,326
1984	Wheaton (Ill.) (21-1-2)	Joe Bean	2-1 (3 ot)	Brandeis	Wheaton (Ill.)	3,000	15,687
1985	UNC Greensboro (20-5)	Michael Parker	5-0	Washington-St. Louis	Washington-St. Louis	2,688	16,802
1986	UNC Greensboro (18-5)	Michael Parker	2-0	UC San Diego	UNC Greensboro	3,942	14,095
1987	UNC Greensboro (17-7-1)	Michael Parker	6-1	Washington-St. Louis	UNC Greensboro	2,500	15,785
1988	UC San Diego (23-0-2)	Derek Armstrong	3-0	Rochester Inst.	Rochester Inst.	1,207	9,468
1989	Elizabethtown (23-2)	Skip Roderick	2-0	Greensboro	Elizabethtown	2,288	11,063
1990	Rowan (20-3-2)	Dan Gilmore	2-1 (4 ot, pk)	Ohio Wesleyan	Ohio Wesleyan	2,100	13,820
1991	UC San Diego (18-4-1)	Derek Armstrong	1-0	TCNJ	UC San Diego	1,550	13,080
1992	Kean (18-6-1)	Tony Ochrimenko	3-1	Ohio Wesleyan	Kean	1,100	12,951
1993	UC San Diego (20-2-2)	Derek Armstrong	1-0	Williams	Williams	1,797	14,787
1994	Bethany (W.V.) (15-5-4)	John Cunningham	1-0 (2 ot)	Johns Hopkins	TCNJ	747	16,614
1995	Williams (17-0-2)	Mike Russo	2-1	Methodist	Williams	1,951	23,217
1996	TCNJ (17-5-1)	George Nazario	2-1 (4 ot)	Kenyon	Kenyon	1,124	16,838
1997	Wheaton (Ill.) (24-0-1)	Joe Bean	3-0	TCNJ	Mary Washington	540	14,060
1998	Ohio Wesleyan (18-6)	Jay Martin	2-1 (2 ot)	Greensboro	Ohio Wesleyan	1,357	16,572
1999	St. Lawrence (22)	Bob Durocher	2-0	Wheaton (Ill.)	Wheaton (Ill.)	2,398	23,786
2000	Messiah (22-2-1)	Dave Brandt	2-0	Rowan	Rowan	1,525	15,370
2001	Richard Stockton (25-1-1)	Jeff Haines	3-2	Redlands	Messiah	2,644	18,902
2002	Messiah (23-2-1)	Dave Brandt	1-0	Otterbein	St. Lawrence	456	11,728
2003	Trinity (Tex.) (24-0-0)	Paul McGinlay	2-1	Drew	Drew	2,003	—

Tournament Scoring Leaders

Year	Player, School	G	A	P
1974	Nelson Cupello, Brockport St.	5	0	10
	McWilling Todman, Swarthmore	5	0	10
1975	Joseph Olivere, Babson	4	0	8
1976	Cleveland Lewis, Brandeis	6	0	12
1977	Dan Taber, Lock Haven	5	2	12
1978	Tim Gargan, Lock Haven	4	0	8
1979	Scott Salisbury, Rowan	3	1	7
1980	Cedric DeSilva, Scranton	6	2	14
1981	Cedric DeSilva, Scranton	3	2	8
	Carlos Loureiro, Scranton	4	0	8
	Dave Wright, Cortland St.	3	2	8
1982	Mike Sweeney, UNC Greensboro	5	2	12
1983	Steve Clark, Plymouth St.	4	1	9
	Eric Themm, Claremont-M-S	4	1	9
1984	Kevin McCarthy, Rochester Inst.	4	3	11
1985	Andrew Mehalko, UNC Greensboro	6	3	15
1986	Carl Fleming, UNC Greensboro	2	3	7
1987	Jason Haupt, UNC Greensboro	3	3	9
	Willie Lopez, UNC Greensboro	4	1	9
1988	Scott Rommel, UC San Diego	6	2	14
1989	Mark Pratzner, Elizabethtown	3	2	8
1990	Matt Schrader, Ohio Wesleyan	4	0	8
	Mike Donovan, Kenyon	4	0	8
1991	Mike Edwards, TCNJ	5	0	10
1992	Pascal Clerigo, Kean	5	3	13
1993	Mark Phillips, Kenyon	3	2	8
1994	Jared Lawrence, Johns Hopkins	4	0	8
1995	Brad Murray, Williams	8	0	16
1996	Jamion Berry, Kenyon	5	1	11
1997	Rob Mouw, Wheaton (Ill.)	5	4	14
1998	Richard Ronemus, Greensboro	3	2	8
1999	Rob Mouw, Wheaton (Ill.)	4	1	9
2000	Hayden Woodworth, Messiah	5	1	11
2001	Duncan Edwards, Greensboro	5	1	11
2002	Josh Card, Trinity (Tex.)	4	1	9
2003	Cullen Davies, Trinity (Tex.)	6	1	13

All-Tournament Teams

MOP—Most Outstanding Player.

1975

Wilfrid Thibodeau, Babson (MOP offensive)
Jimmy Powers, Babson (MOP defensive)

1976

Cleveland Lewis, Brandeis (MOP offensive)
Arn Armstrong, Brockport St. (MOP defensive)

Individual Records

GOALS, GAME

4—Mike Donovan, Kenyon (7) vs. Wooster (4) (ot), 1990; Duncan Edwards, Greensboro (6) vs. Hardin-Simmons (1), 2001.

GOALS, TOURNAMENT

8—Brad Murray, Williams (2 vs. Plymouth St., 1 vs. Amherst, 3 vs. TCNJ, 1 vs. Muhlenberg, 1 vs. Methodist), 1995.

GOALS, CAREER

12—Brad Murray, Williams, 1993-95-96.

ASSISTS, GAME

4—Troy Edwards, Wheaton (Ill.) (4) vs. Benedictine (Ill.) (1), 1993.

ASSISTS, TOURNAMENT

5—Robert Muller, Brandeis (1 vs. Mass.-Dartmouth, 3 vs. WPI, 1 vs. Elizabethtown, 0 vs. Brockport St.), 1976; Thien Nguyen, UC San Diego (1 vs. Macalester, 2 vs. Cal St. Stanislaus, 1 vs. Emory, 1 vs. Rochester Inst.), 1988; Scott Randall, Rochester Inst. (1 vs. Hobart, 2 vs. Plattsburgh St., 2 vs. Western Conn. St.), 1992; Jamal Ballantyne, St. Lawrence (1 vs. Norwich, 1 vs. Plattsburgh St., 1 vs. Messiah, 1 vs. Alma, 1 vs. Wheaton (Ill.)), 1999.

ASSISTS, CAREER

8—Tony O'Connor, Rowan, 1978-79-80-81.

POINTS, GAME

9—Duncan Edwards, (4 goals, 1 assist), Greensboro (6) vs. Hardin-Simmons (1), 2001.

POINTS, TOURNAMENT

16—Brad Murray (8 goals, 0 assists), Williams (2-0 vs. Plymouth St., 1-0 vs. Amherst, 3-0 vs. TCNJ, 1-0 vs. Muhlenberg, 1-0 vs. Methodist), 1995.

POINTS, CAREER

27—Andrew Mehalko (10 goals, 7 assists), UNC Greensboro, 1983-84-85-86.

SAVES, GAME

23—Brad Sayer, St. Lawrence (1) vs. Clarkson (0) (2 ot), 1998.

LOWEST GOALS-AGAINST AVERAGE, TOURNAMENT (Min. 3 Games)

0.00—Marcus Voss (vs. Dominican [Ill.], Wis.-Oshkosh, Wheaton [Ill.]), 2002.

LOWEST GOALS-AGAINST AVERAGE, CAREER (Min. 5 Games)

0.20—Peter Biggs, Babson, 1977-78; Chris Daubenmire, Babson, 1977-79.

Team Records

GOALS, GAME

10—Westfield St. vs. Coast Guard (1), 1974.

GOALS, TWO TEAMS, GAME

11—Westfield St. (10) vs. Coast Guard (1), 1974; Brandeis (6) vs. WPI (5) (ot), 1976; Kenyon (7) vs. Wooster (4) (ot), 1990; Johns Hopkins (6) vs. Bethany (W.V.) (5), 1998.

SHOTS, GAME

45—Brockport St. (3) vs. Swarthmore (2), 1974.

Trinity (Texas) Sports Information



Josh Smith (light jersey) scored the eventual championship-winning goal in Trinity's (Texas) Division III title victory over Drew last year.

CORNER KICKS, GAME

16—UNC Greensboro (3) vs. Johns Hopkins (0), 1986; Ithaca (4) vs. Fredonia St. (1), 1995; Trinity (Tex.) (1) vs. Alma (2), 1999; Richard Stockton (1) vs. Williams (4), 2002.

FOULS, GAME

73—Babson (0) vs. Cortland St. (1) (4 ot), 1977.

GOALS PER GAME, TOURNAMENT

(Min. 2 Games)

4.00—Westfield St., 4 games, 1974.

LOWEST GOALS-AGAINST AVERAGE,

TOURNAMENT (Min. 3 Games)

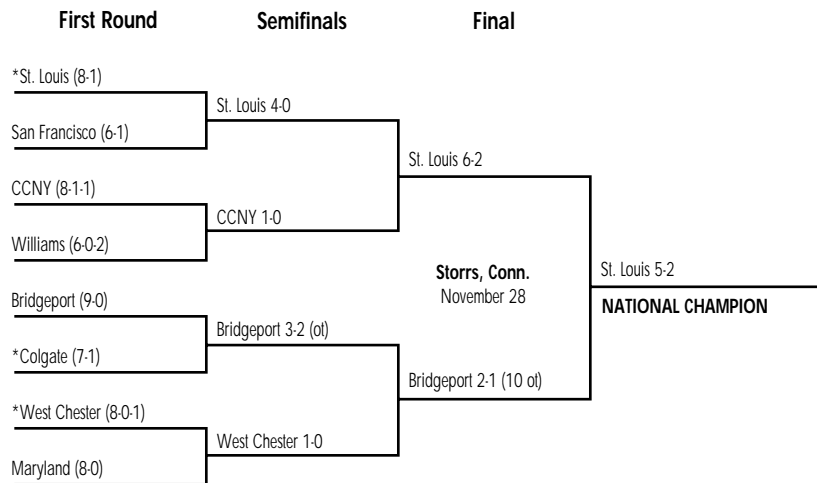
0.00—Hope, 3 games, 2002.

Men's Championship Brackets

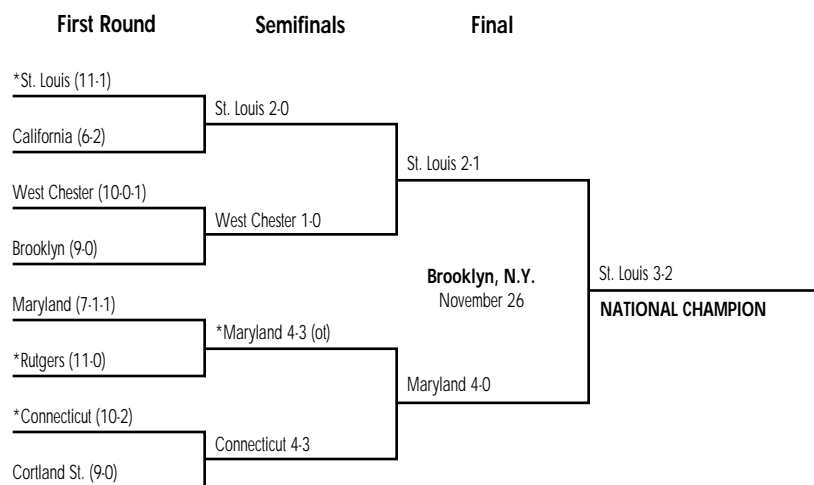
Division I Brackets	96
Division II Brackets.....	138
Division III Brackets.....	170



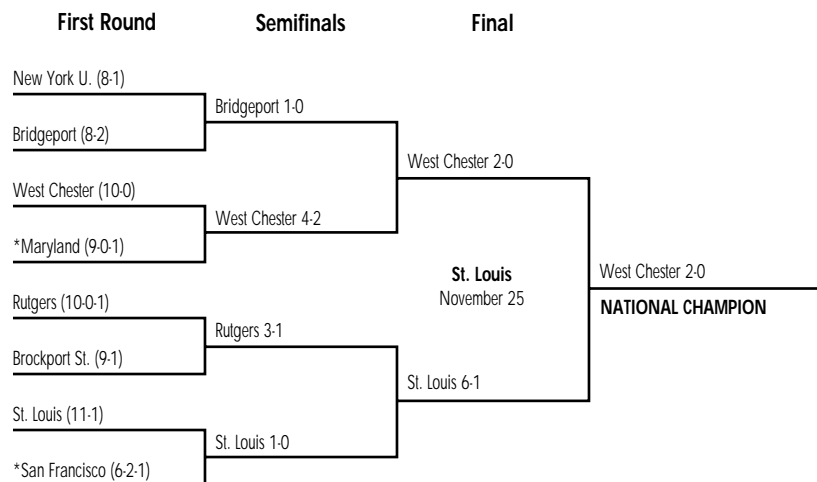
1959 Division I Men's Championship Bracket



1960 Division I Men's Championship Bracket

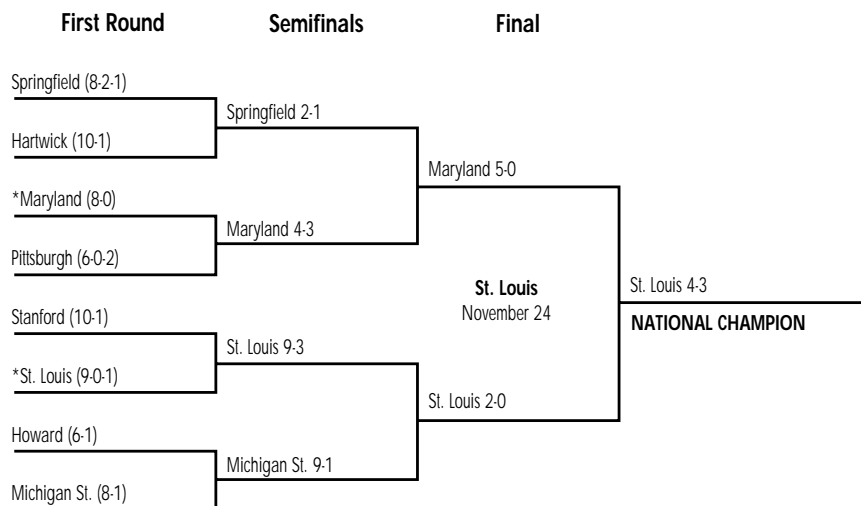


1961 Division I Men's Championship Bracket

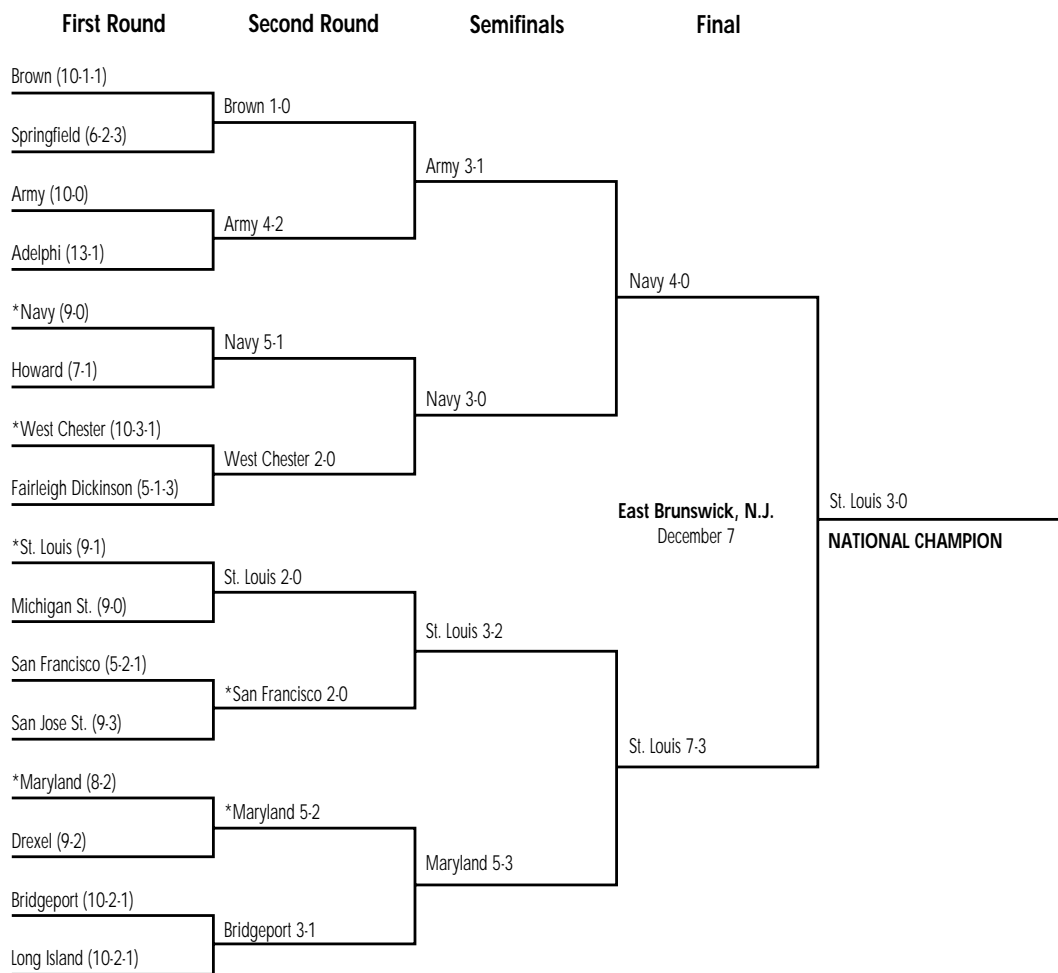


*Host institution.

1962 Division I Men's Championship Bracket




1963 Division I Men's Championship Bracket



*Host institution.

1964 Division I Men's Championship Bracket



*Host institution.

1965 Division I Men's Championship Bracket



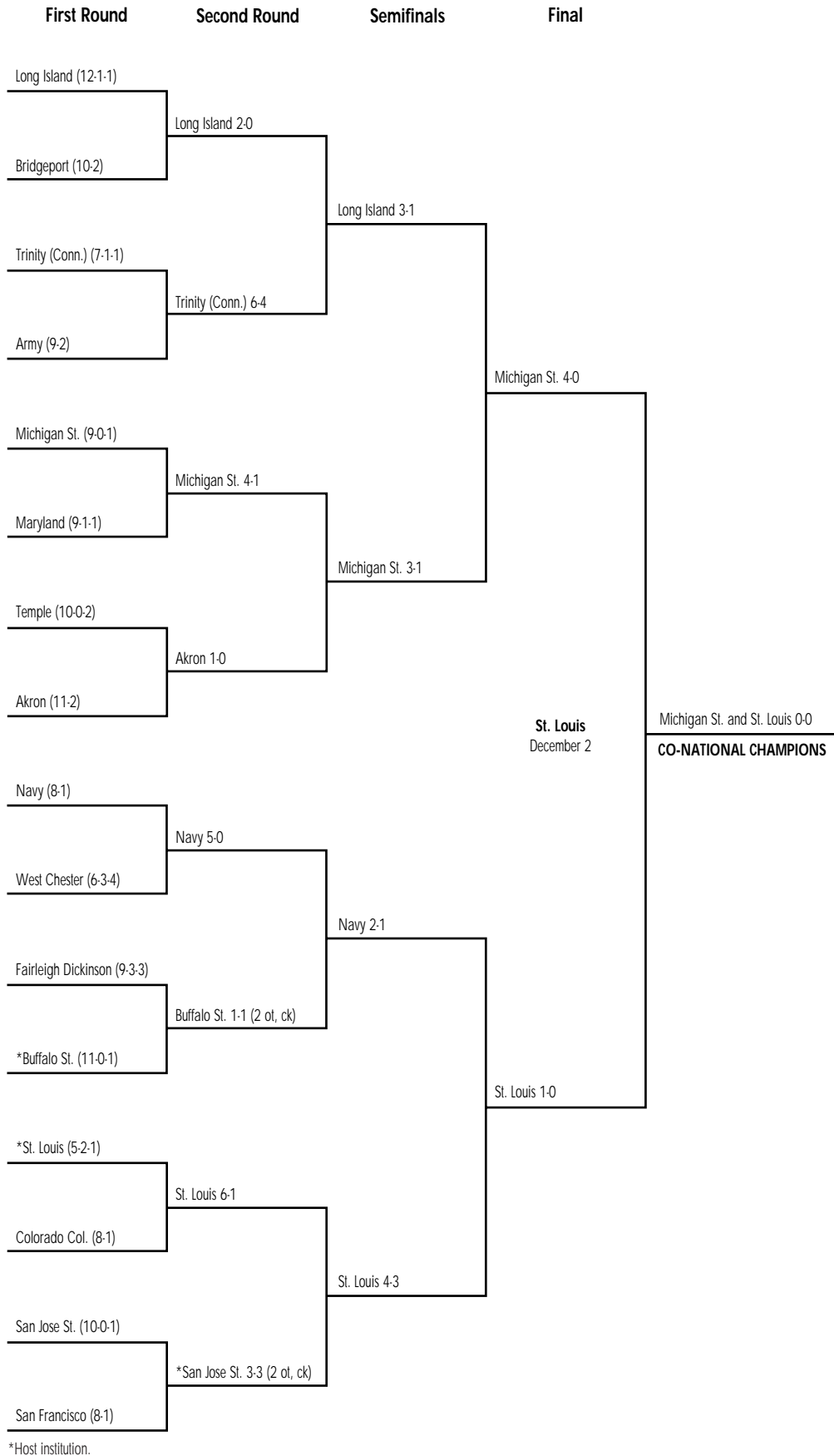
*Host institution.

1966 Division I Men's Championship Bracket



*Host institution.


1967 Division I Men's Championship Bracket




MEN'S BRACKETS

*Host institution.

1968 Division I Men's Championship Bracket




1969 Division I Men's Championship Bracket



*Host institution.

MEN'S BRACKETS

1970 Division I Men's Championship Bracket



*Host institution.
 #Howard's participation in the 1970 tournament was vacated.

1971 Division I Men's Championship Bracket




*Host institution.

#Howard's participation in the 1971 tournament was vacated.


MEN'S BRACKETS

1972 Division I Men's Championship Bracket



*Host institution.

1973 Division I Men's Championship Bracket




*Host institution.

1974 Division I Men's Championship Bracket



*Host institution.


1975 Division I Men's Championship Bracket



*Host institution.


MEN'S BRACKETS

1976 Division I Men's Championship Bracket



*Host institution.


1977 Division I Men's Championship Bracket



*Host institution

MEN'S BRACKETS

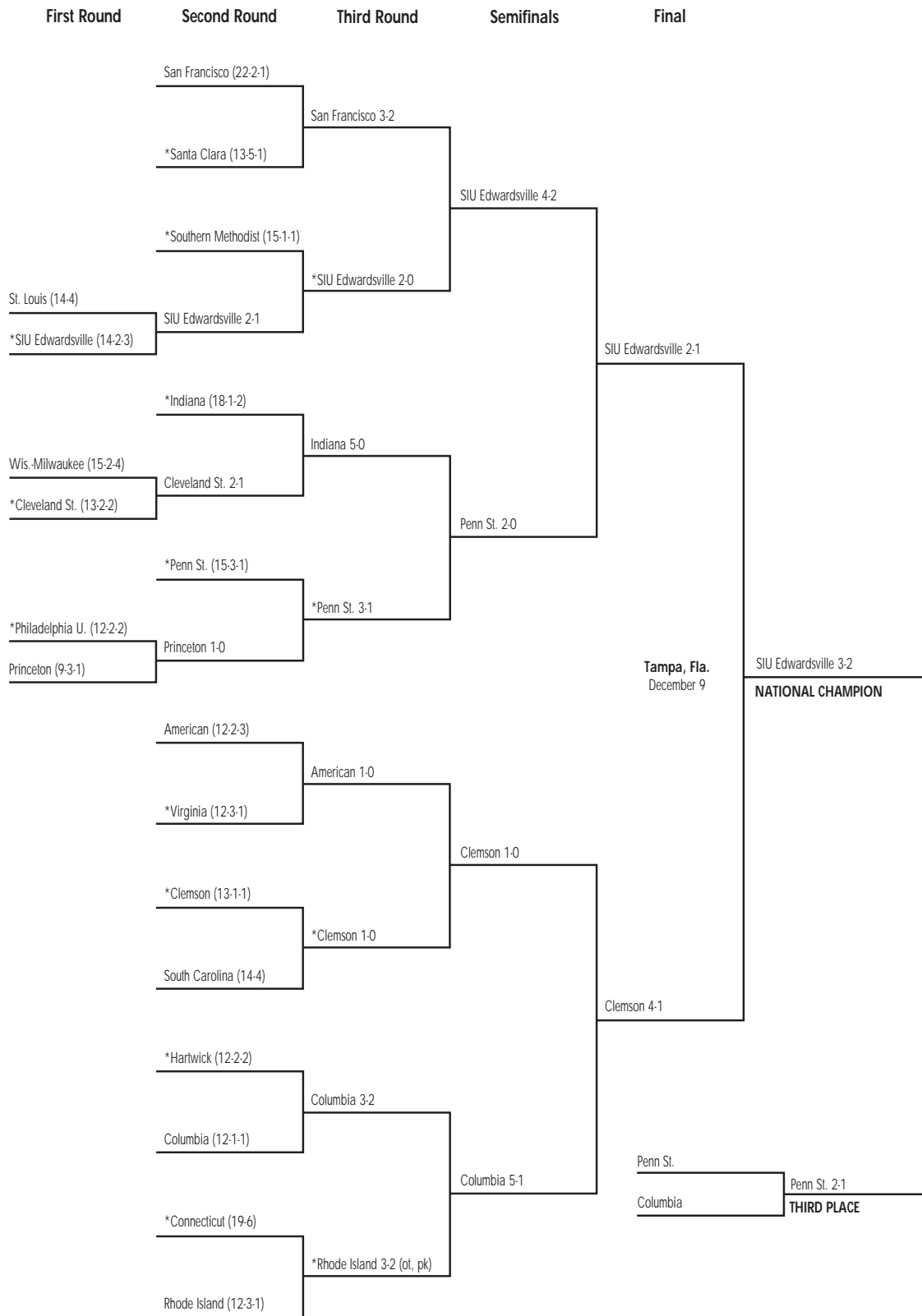
1978 Division I Men's Championship Bracket



*Host institution.

#San Francisco's participation in the 1978 tournament was vacated.

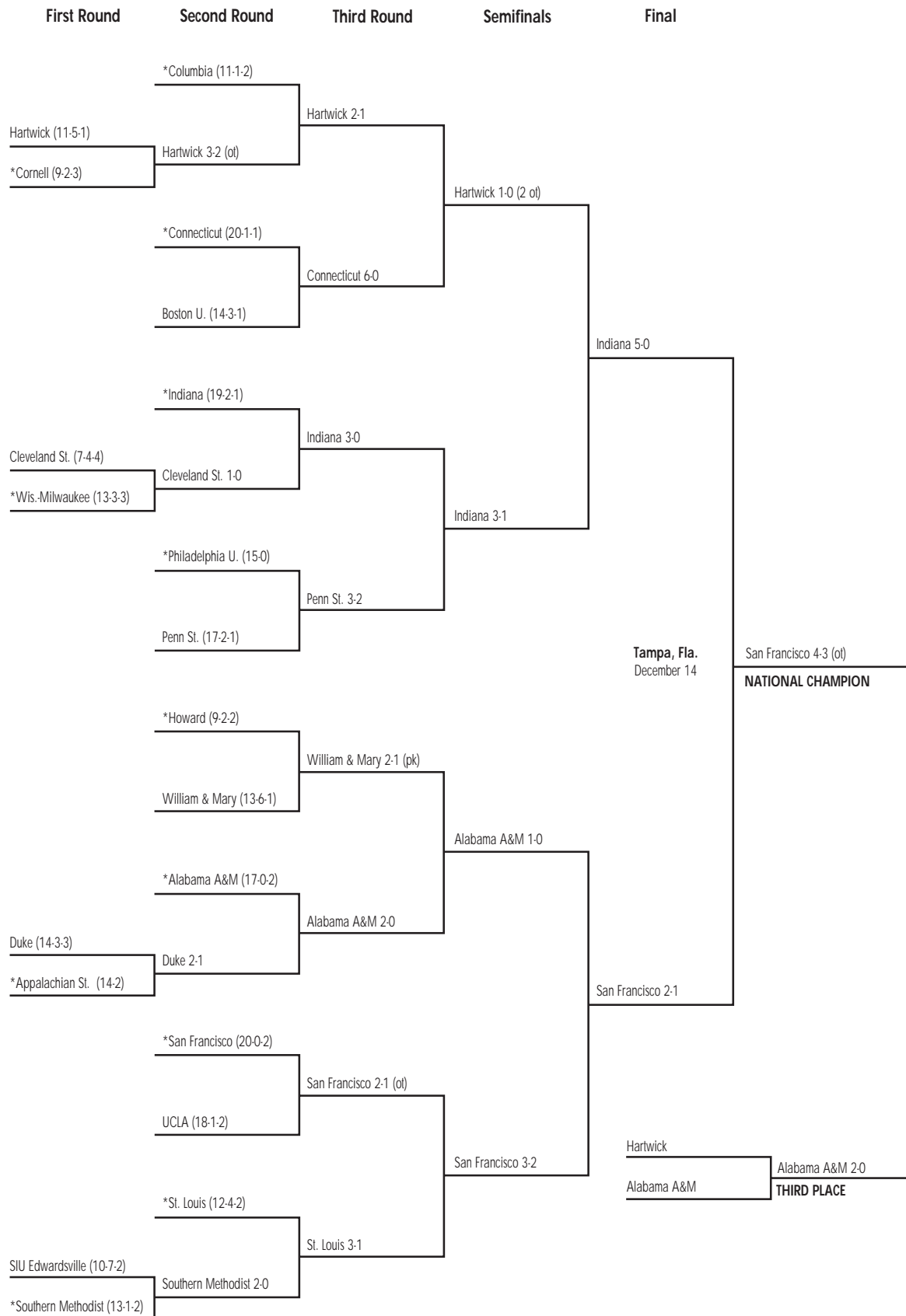
1979 Division I Men's Championship Bracket



*Host institution.

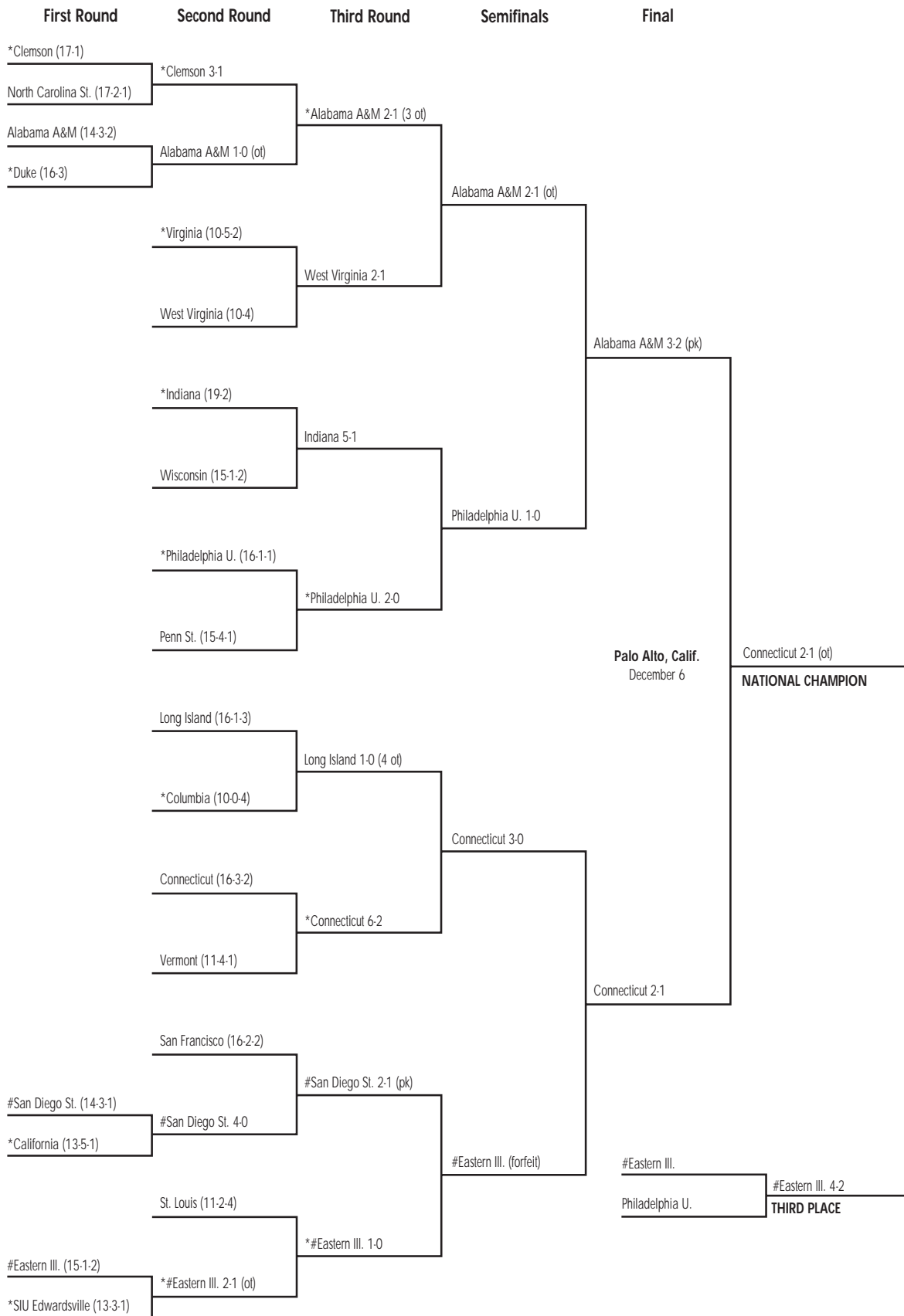
MEN'S BRACKETS

1980 Division I Men's Championship Bracket



*Host institution.


1981 Division I Men's Championship Bracket



MEN'S BRACKETS


*Host institution.
 #San Diego St.'s and Eastern III.'s participation in the 1981 tournament was vacated.

1982 Division I Men's Championship Bracket



*Host institution.


1983 Division I Men's Championship Bracket



*Host institution.




1984 Division I Men's Championship Bracket



*Host institution.

1985 Division I Men's Championship Bracket




*Host institution.

1986 Division I Men's Championship Bracket



1987 Division I Men's Championship Bracket




*Host institution.
 #UNLV's participation in the 1987 tournament was vacated.



1988 Division I Men's Championship Bracket




1989 Division I Men's Championship Bracket



MEN'S BRACKETS

1990 Division I Men's Championship Bracket




1991 Division I Men's Championship Bracket



MEN'S BRACKETS

*Host institution.

1992 Division I Men's Championship Bracket



*Host institution.


1993 Division I Men's Championship Bracket



*Host institution.

MEN'S BRACKETS

1994 Division I Men's Championship Bracket



*Host institution.

1995 Division I Men's Championship Bracket



- Seeds**
1. Virginia
 2. Southern Methodist
 3. UCLA
 4. South Carolina

*Host institution.

MEN'S BRACKETS


1996 Division I Men's Championship Bracket



- Seeds**
1. Washington
 2. Florida Int'l
 3. UNC Greensboro
 4. William & Mary

*Host institution.

1997 Division I Men's Championship Bracket




- Seeds**
1. Indiana
 2. Virginia
 3. Southern Methodist
 4. South Carolina
 5. UCLA
 6. Creighton
 7. American
 8. Florida Int'l

*Host institution.

MEN'S BRACKETS

1998 Division I Men's Championship Bracket



*Host institution.

1999 Division I Men's Championship Bracket



*Host institution.


MEN'S BRACKETS

2000 Division I Men's Championship Bracket



*Host institution.

2001 Division I Men's Championship Bracket




- Seeds**
1. Southern Methodist
 2. Virginia
 3. Stanford
 4. Indiana
 5. Clemson
 6. St. Louis
 7. North Carolina
 8. St. John's (N.Y.)

*Host institution.

MEN'S BRACKETS

2002 Division I Men's Championship Bracket




*Host institution.

Seeds:

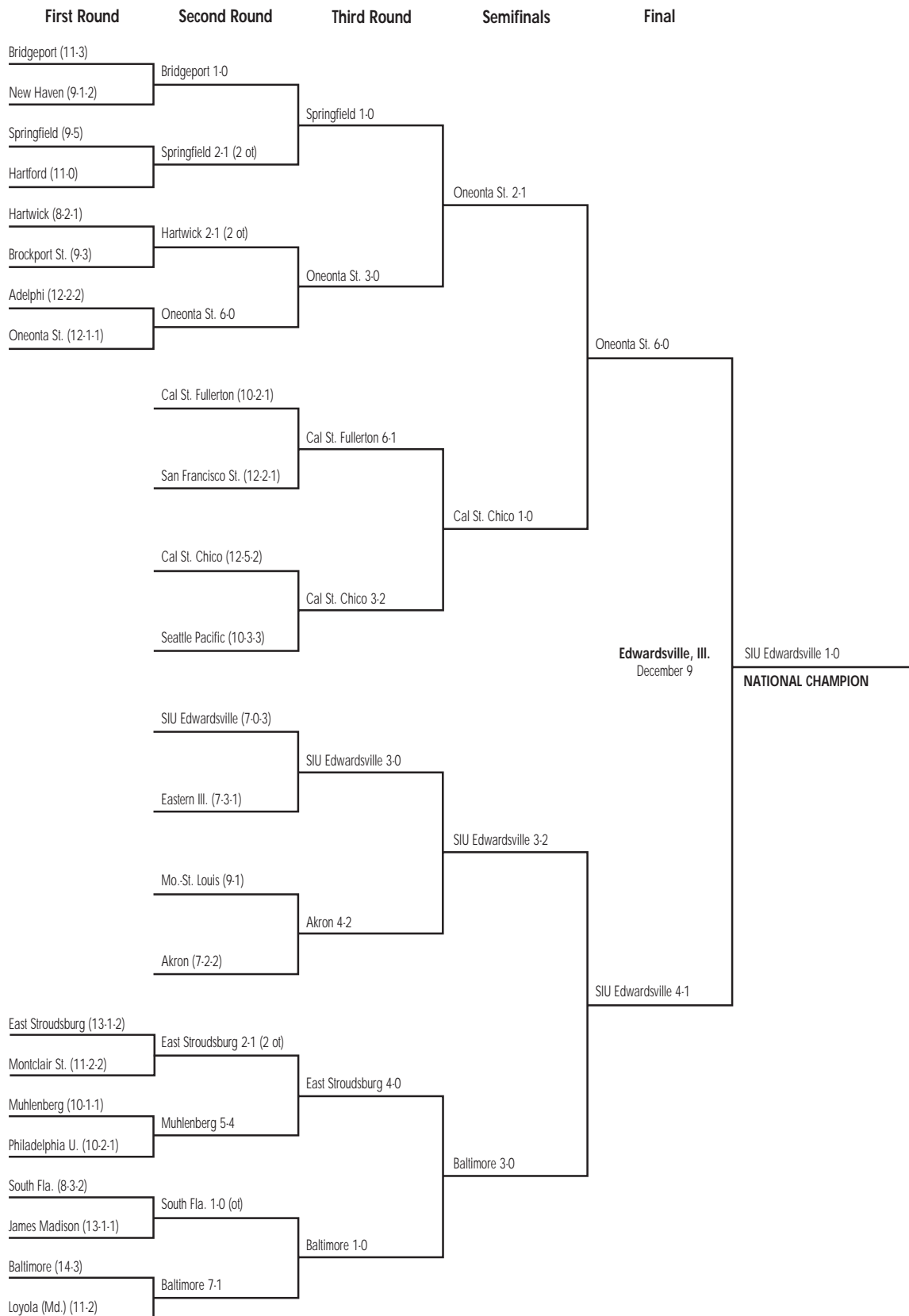
1. Wake Forest
2. Maryland
3. UCLA
4. St. John's (N.Y.)
5. Boston College
6. Virginia
7. Connecticut
8. Va. Commonwealth

2003 Division I Men's Championship Bracket



MEN'S BRACKETS

1972 Division II Men's Championship Bracket



1973 Division II Men's Championship Bracket



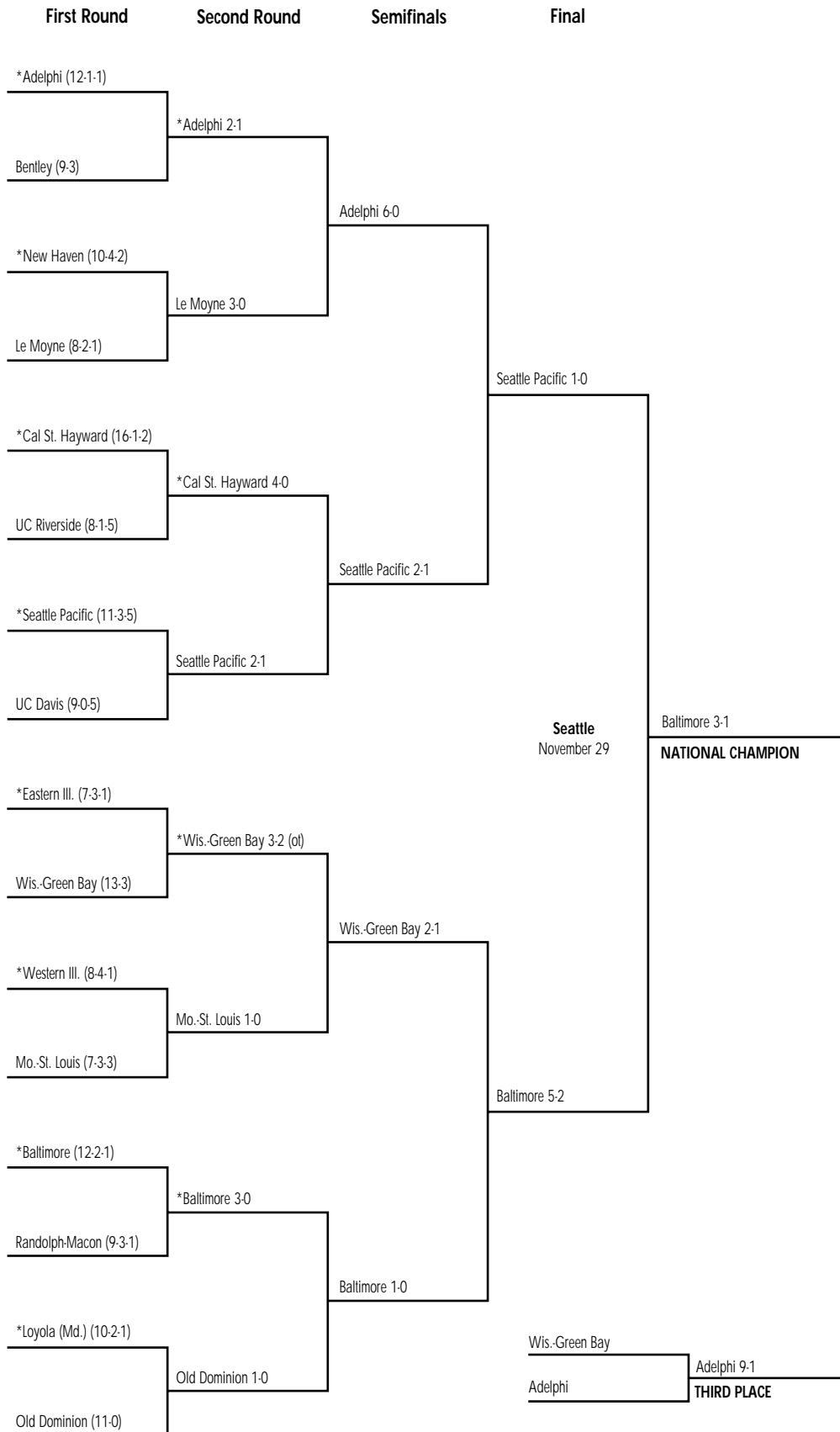
#Binghamton's participation in the 1973 tournament was vacated.

MEN'S BRACKETS

1974 Division II Men's Championship Bracket



1975 Division II Men's Championship Bracket



*Host institution.

1976 Division II Men's Championship Bracket

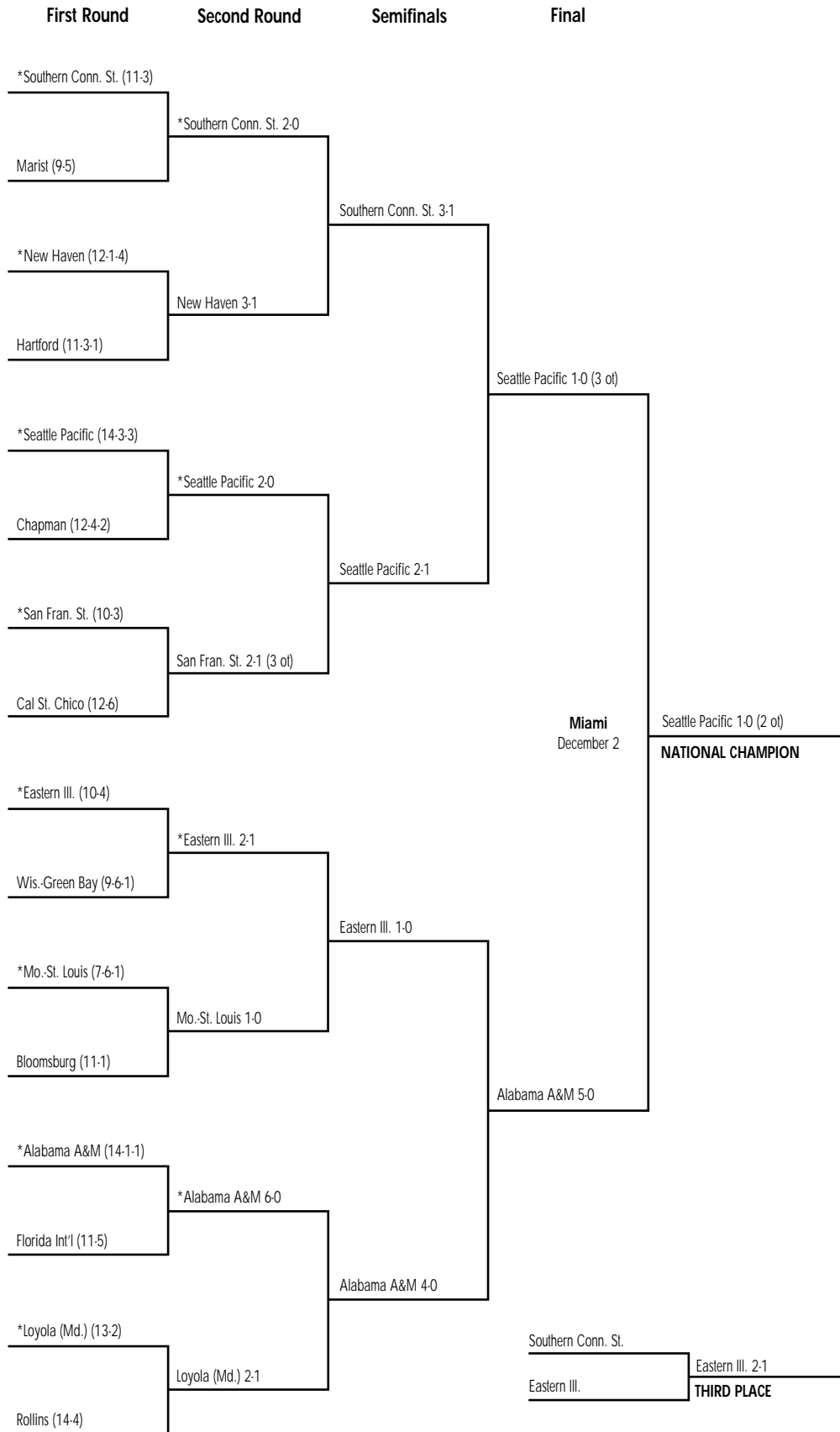


1977 Division II Men's Championship Bracket



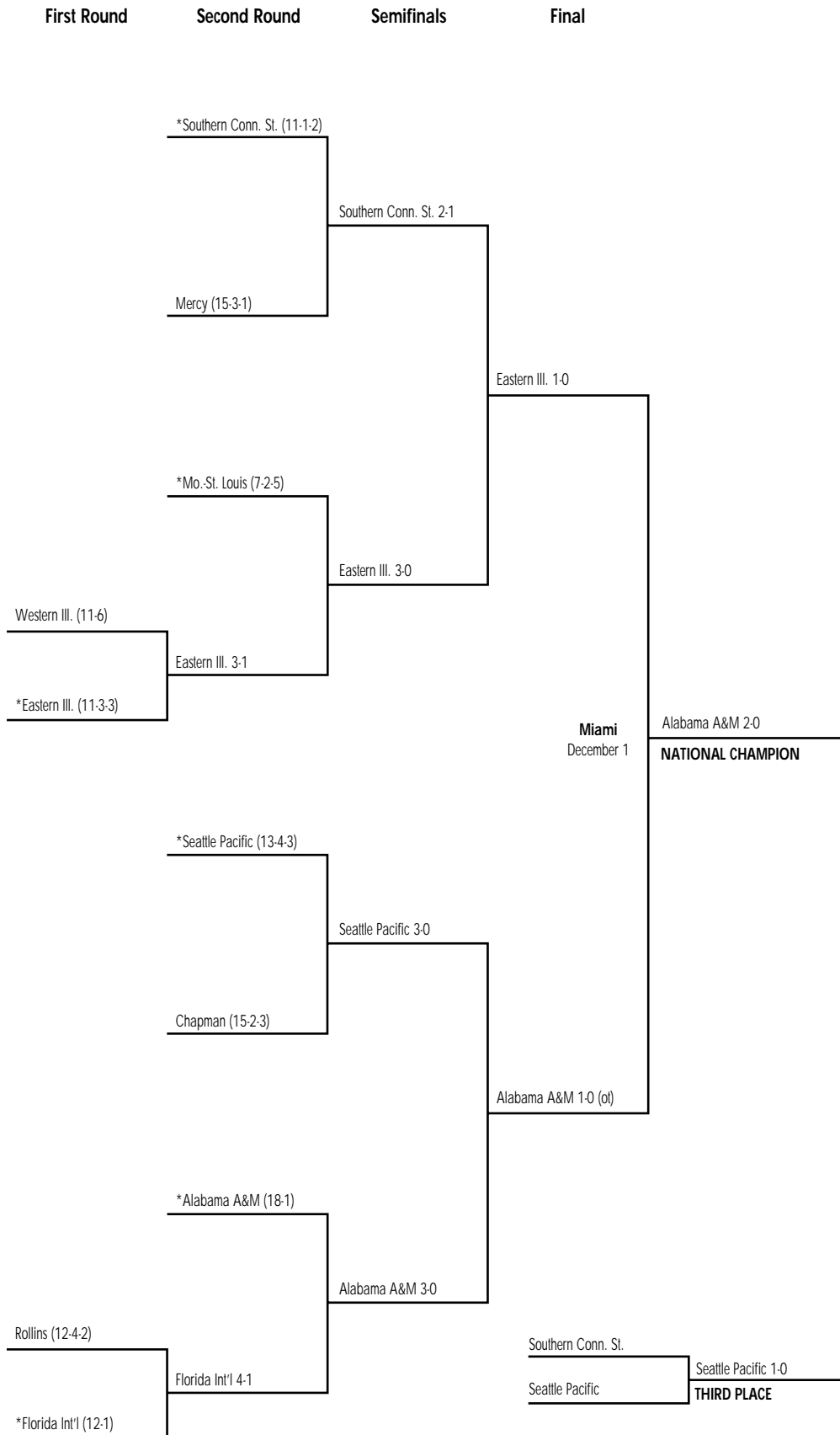
MEN'S BRACKETS

1978 Division II Men's Championship Bracket



*Host institution.

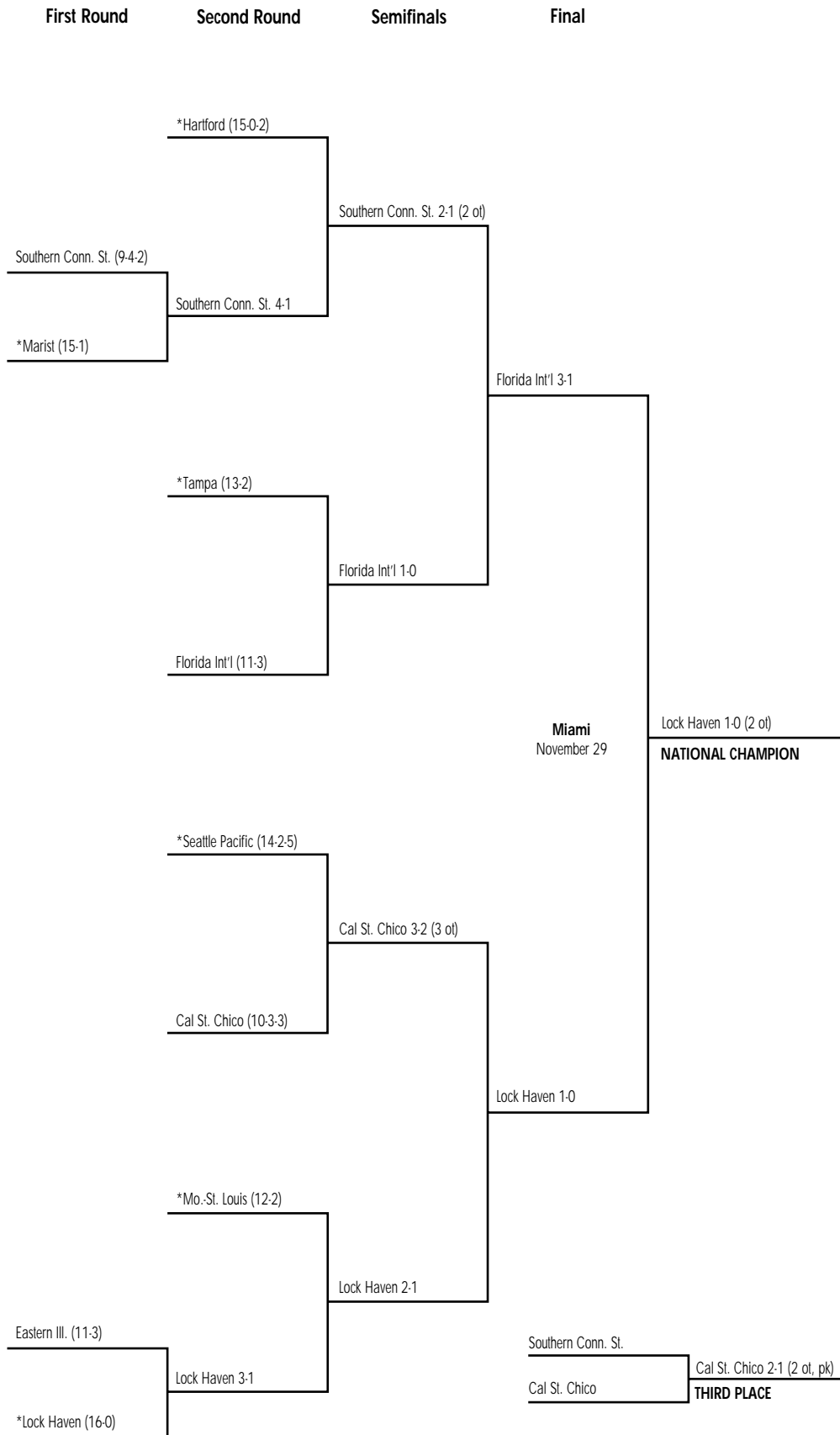
1979 Division II Men's Championship Bracket



*Host institution.

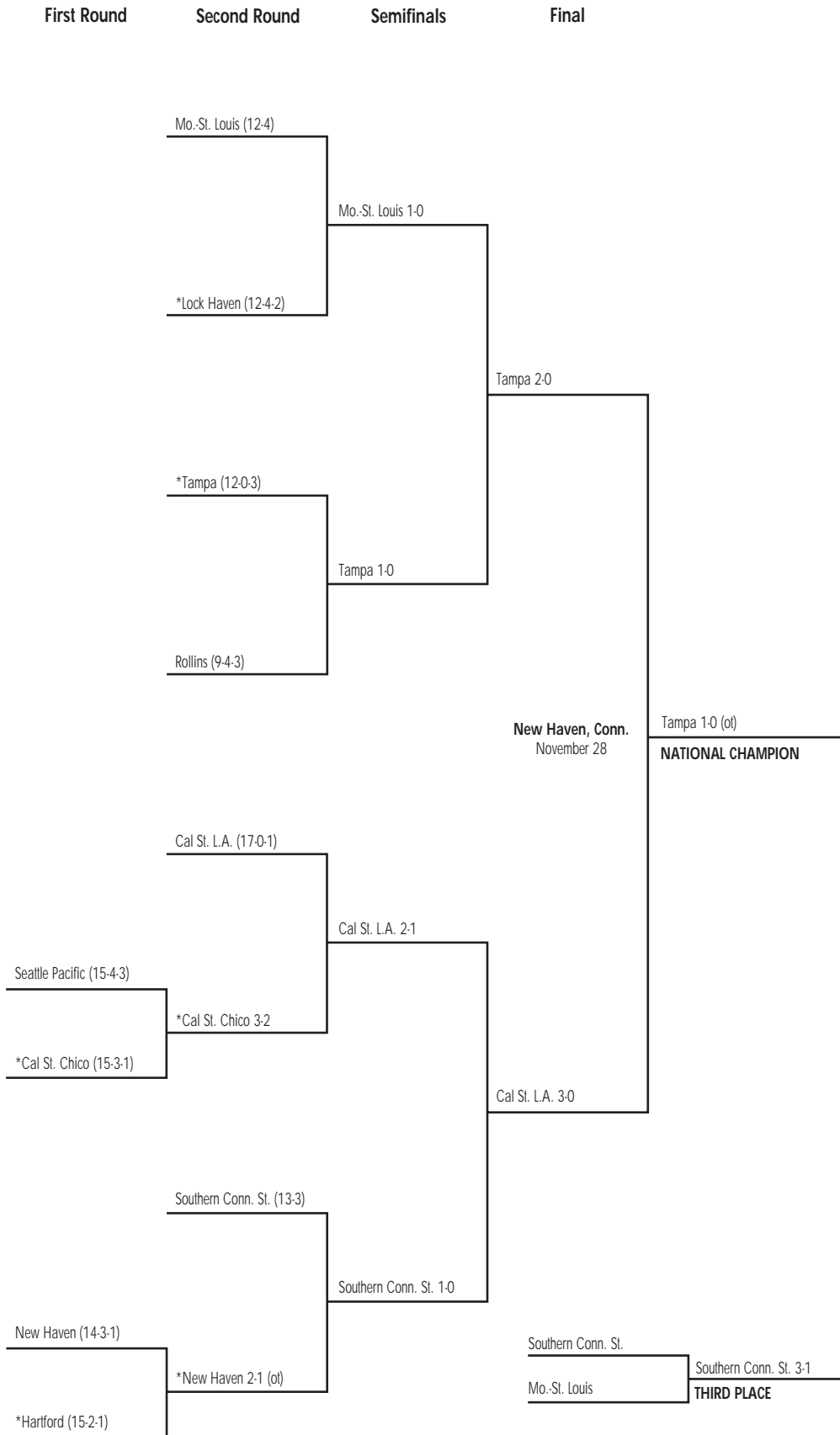
MEN'S BRACKETS

1980 Division II Men's Championship Bracket



*Host institution.

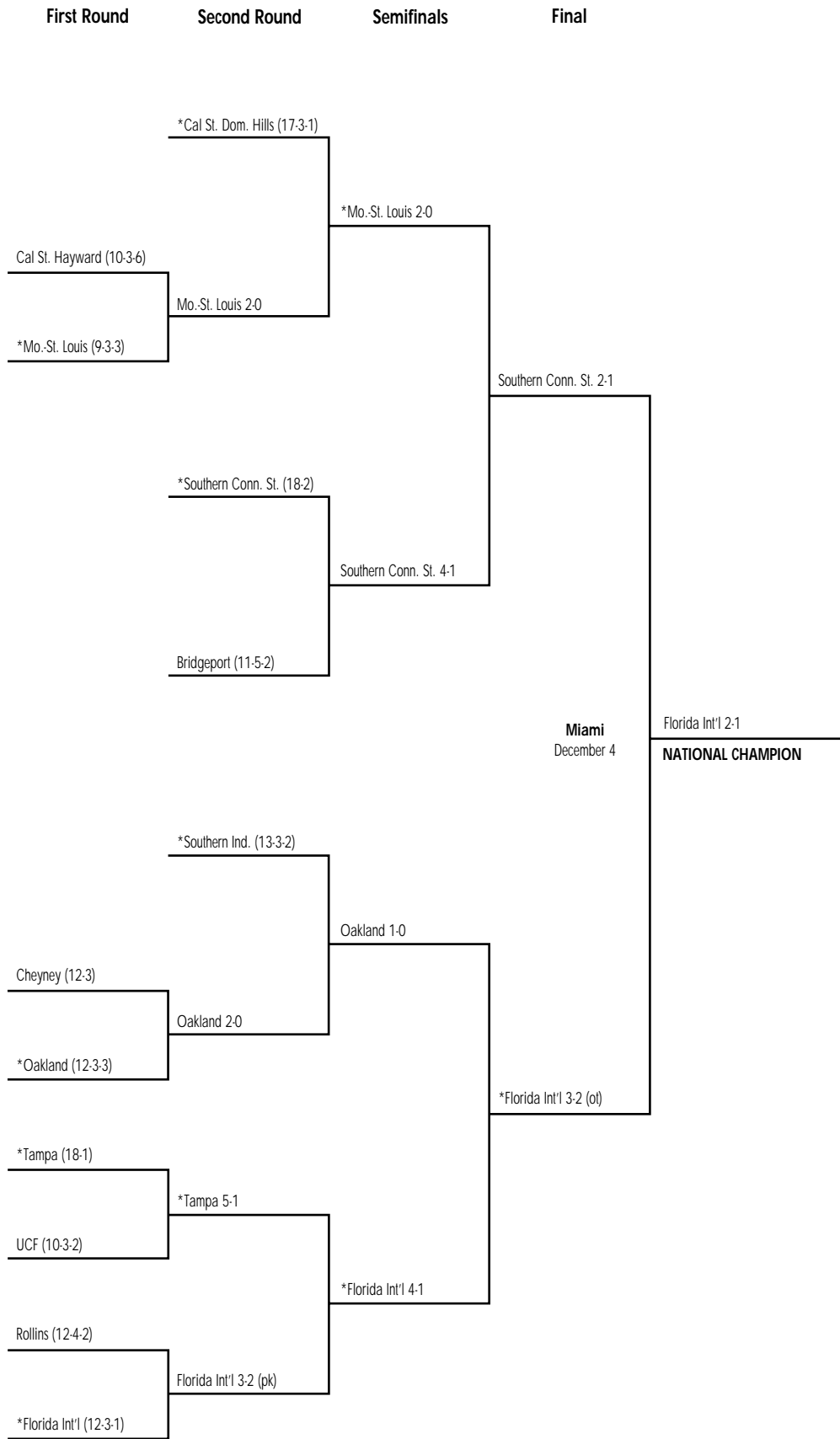
1981 Division II Men's Championship Bracket



*Host institution.

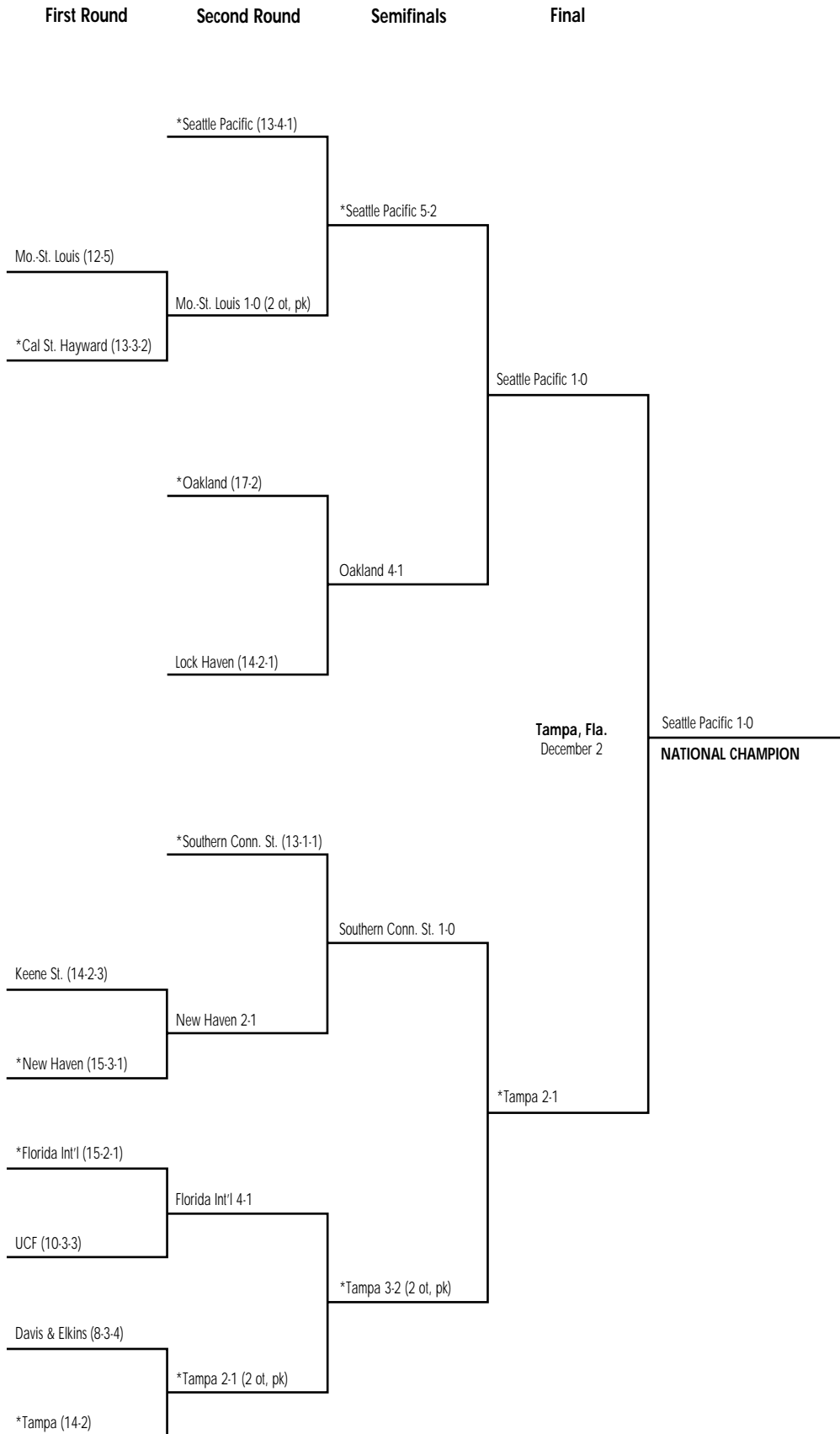
MEN'S BRACKETS

1982 Division II Men's Championship Bracket



*Host institution.

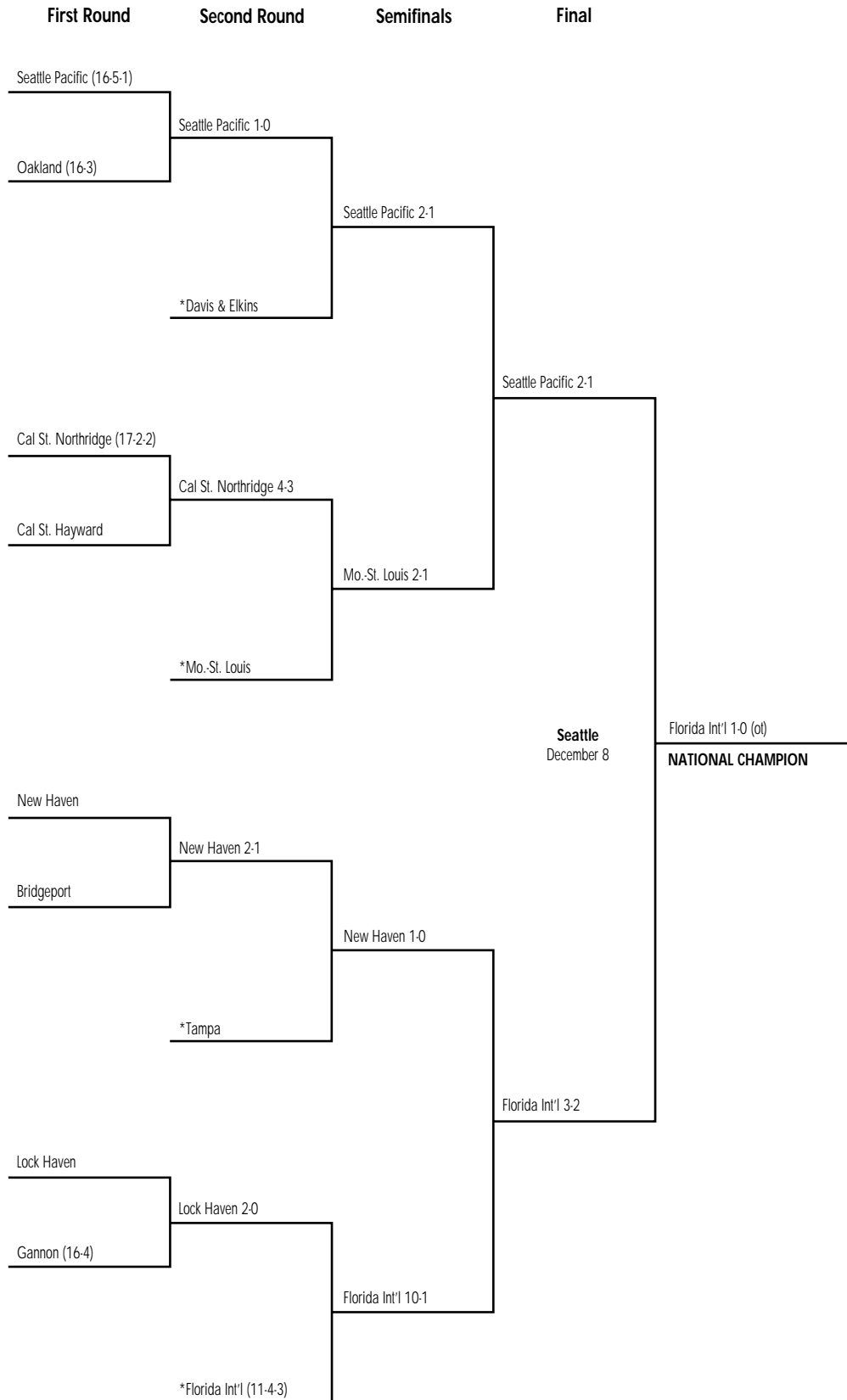
1983 Division II Men's Championship Bracket



*Host institution.

MEN'S BRACKETS

1984 Division II Men's Championship Bracket



*Host institution.

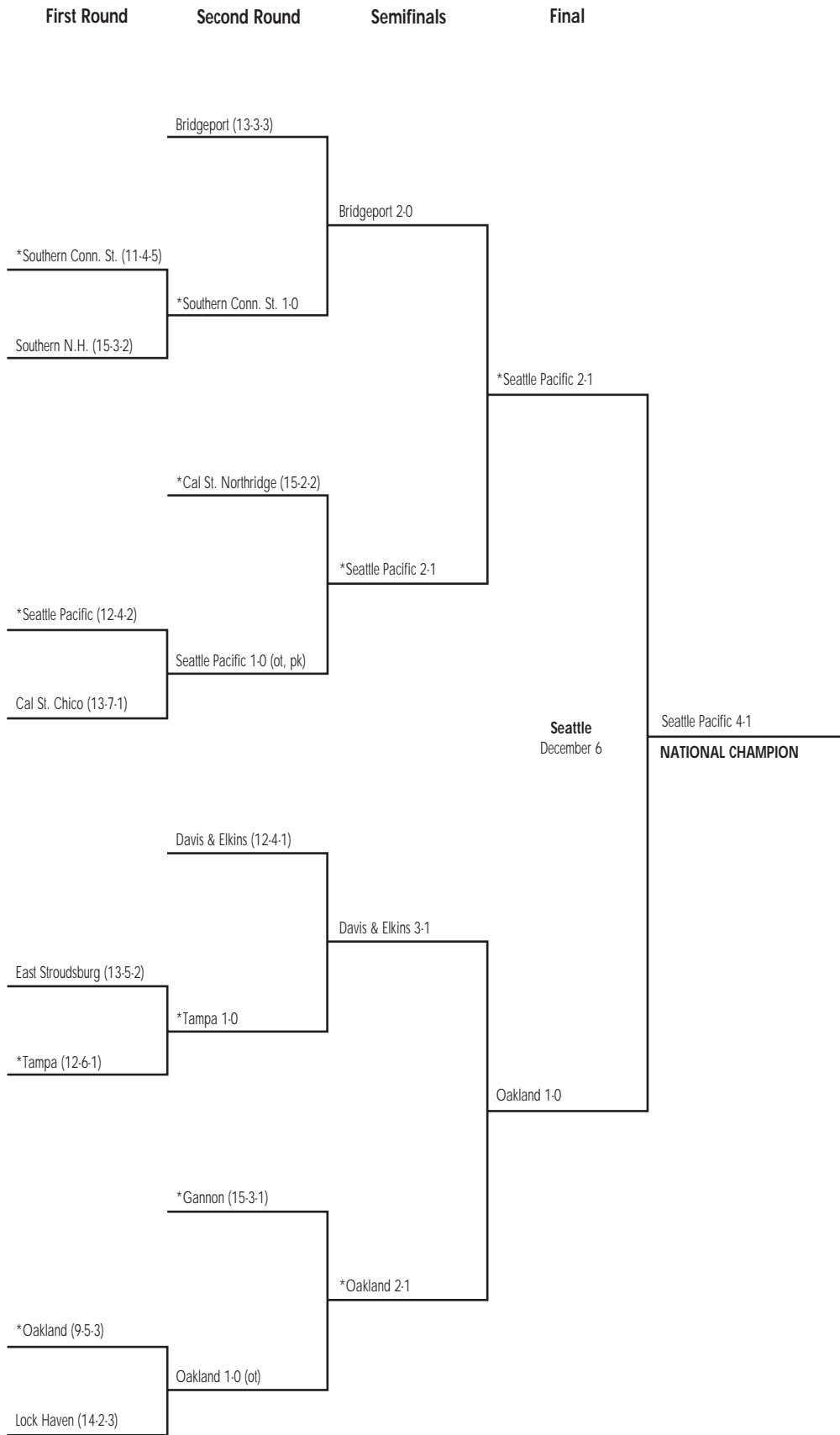
1985 Division II Men's Championship Bracket



*Host institution.

MEN'S BRACKETS

1986 Division II Men's Championship Bracket



*Host institution.

1987 Division II Men's Championship Bracket



MEN'S BRACKETS

1988 Division II Men's Championship Bracket



*Host institution.

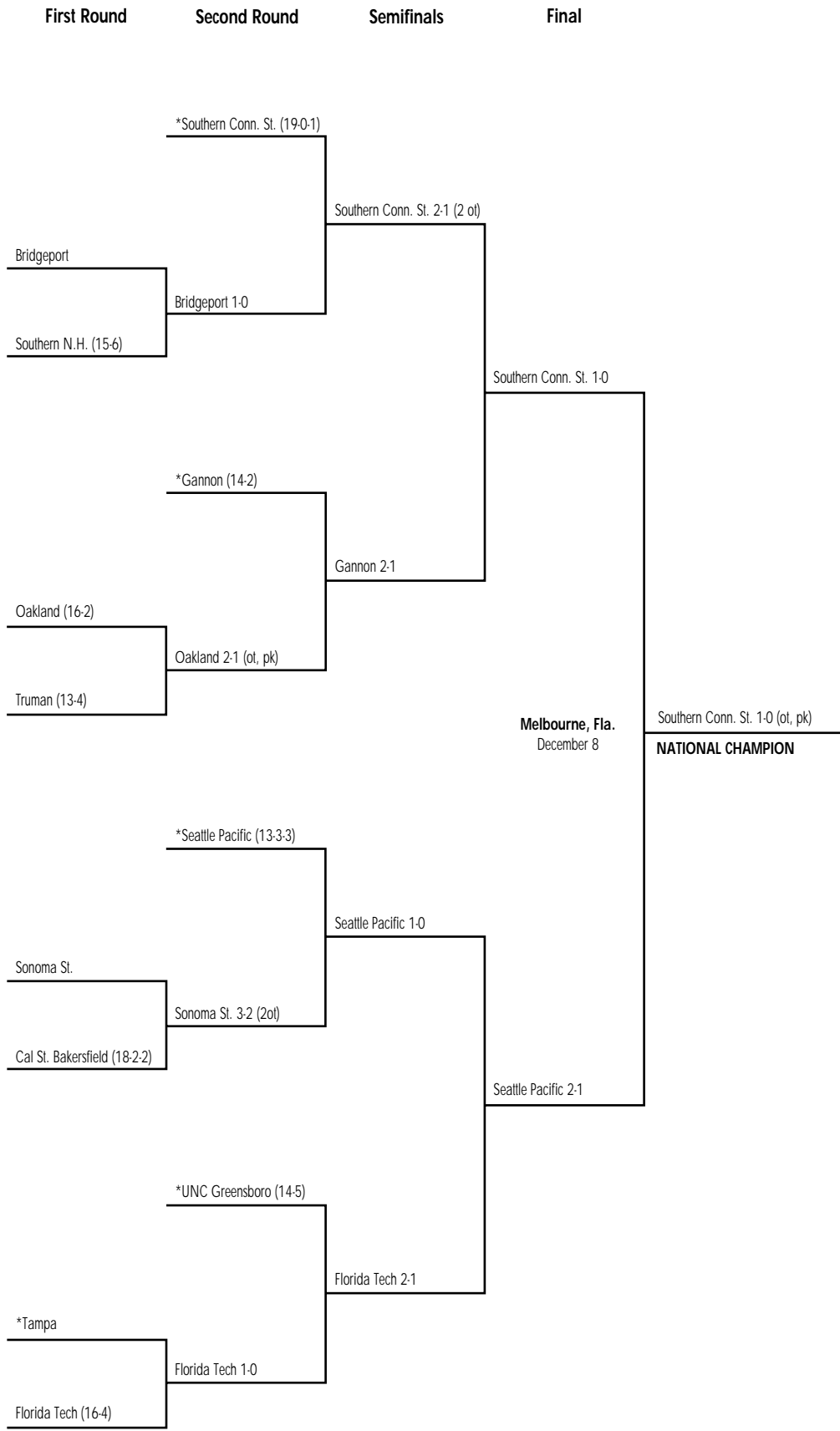
1989 Division II Men's Championship Bracket



*Host institution.

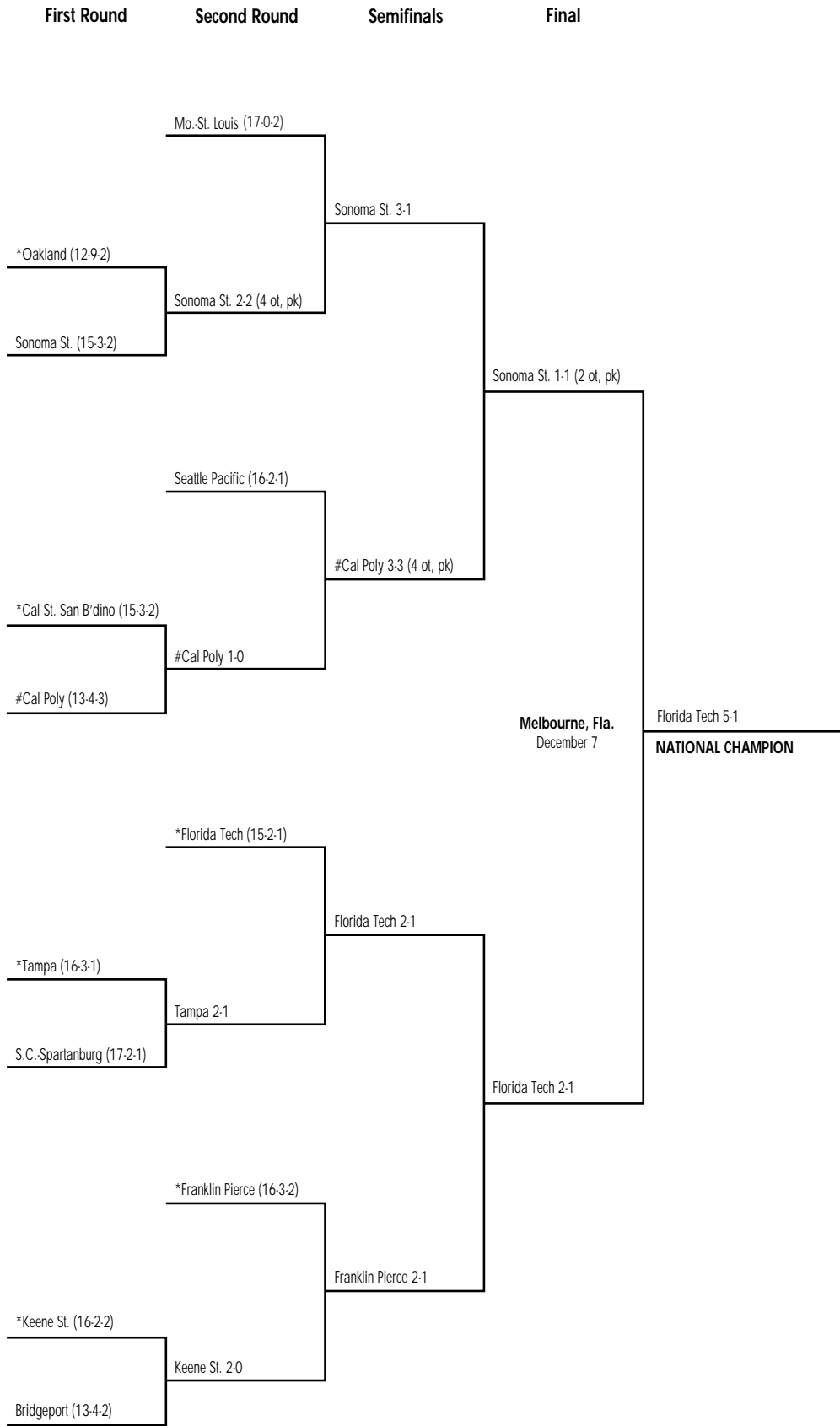
MEN'S BRACKETS

1990 Division II Men's Championship Bracket



*Host institution.

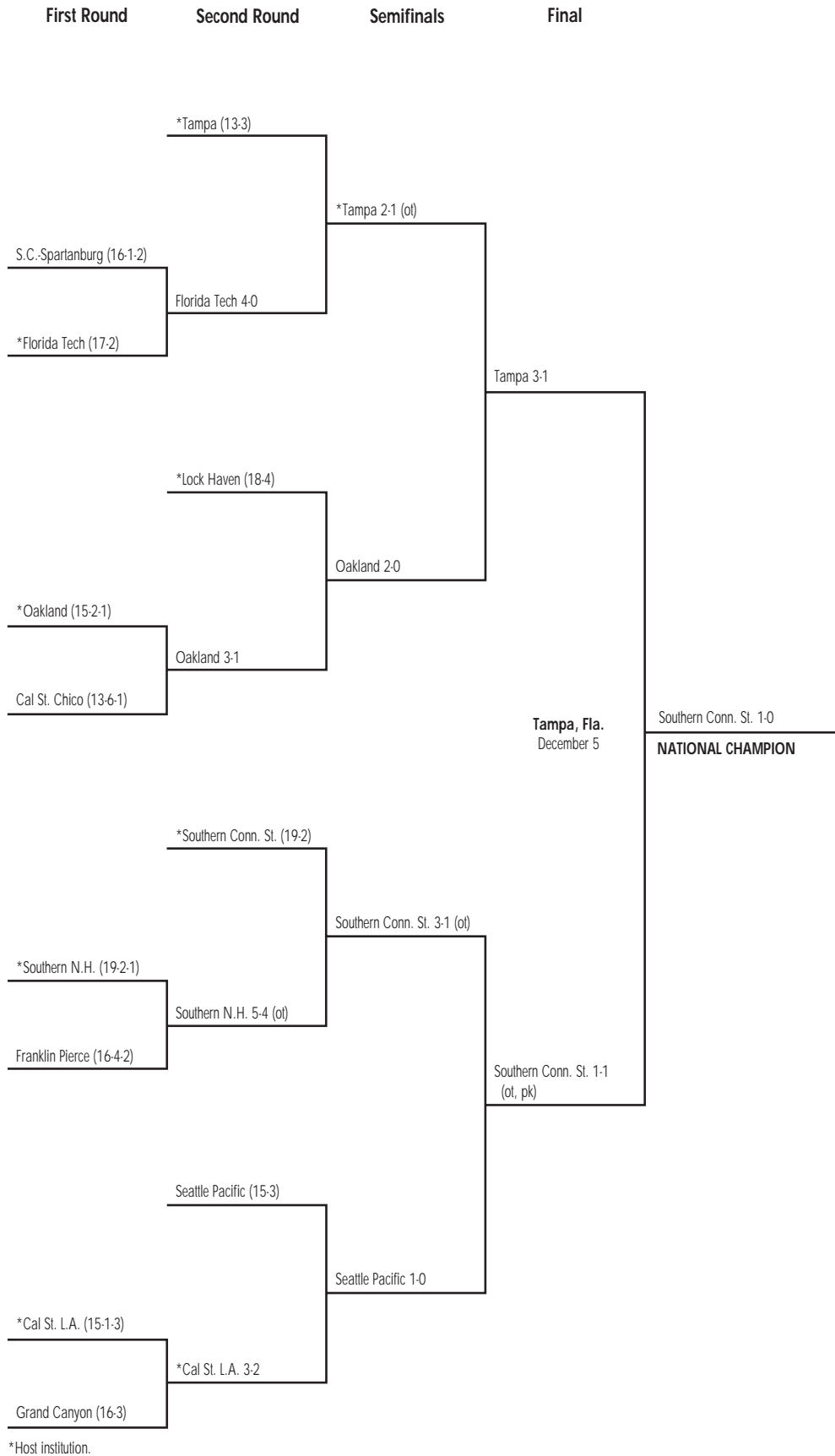
1991 Division II Men's Championship Bracket



*Host institution.
 #Cal Poly's participation in the 1991 tournament was vacated.

MEN'S BRACKETS

1992 Division II Men's Championship Bracket

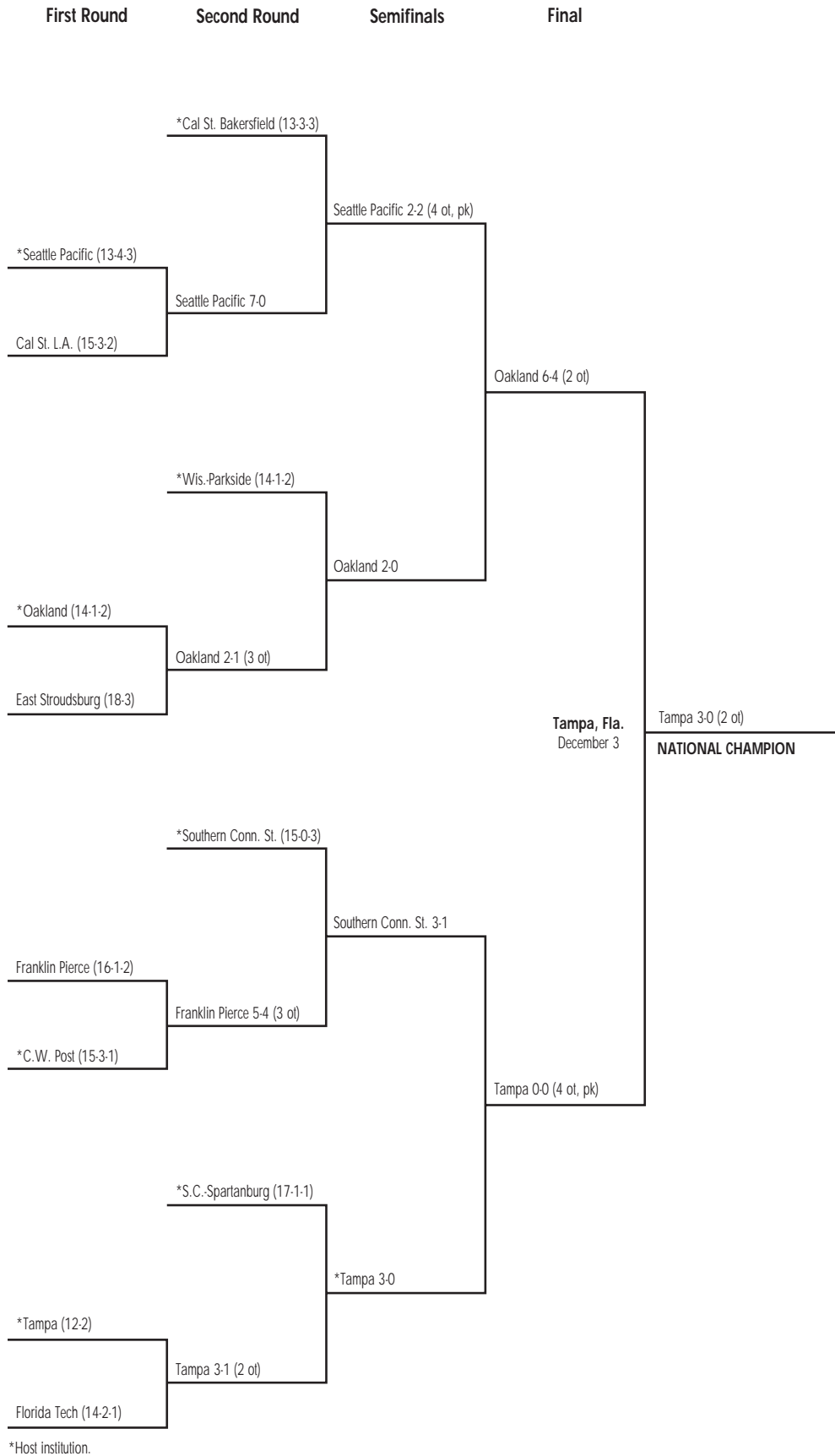


1993 Division II Men's Championship Bracket



MEN'S BRACKETS

1994 Division II Men's Championship Bracket



*Host institution.

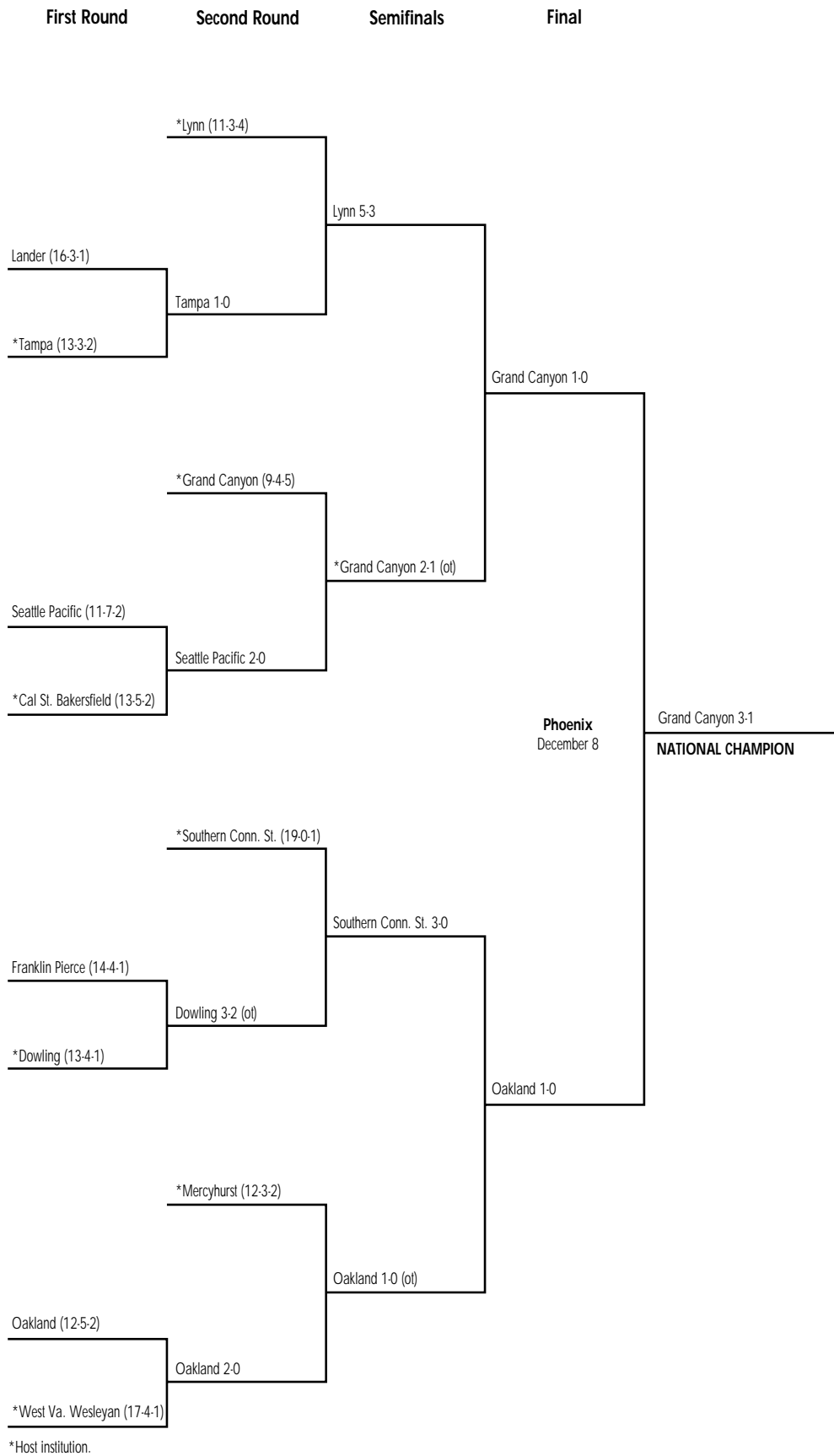
1995 Division II Men's Championship Bracket



*Host institution.

MEN'S BRACKETS

1996 Division II Men's Championship Bracket



1997 Division II Men's Championship Bracket



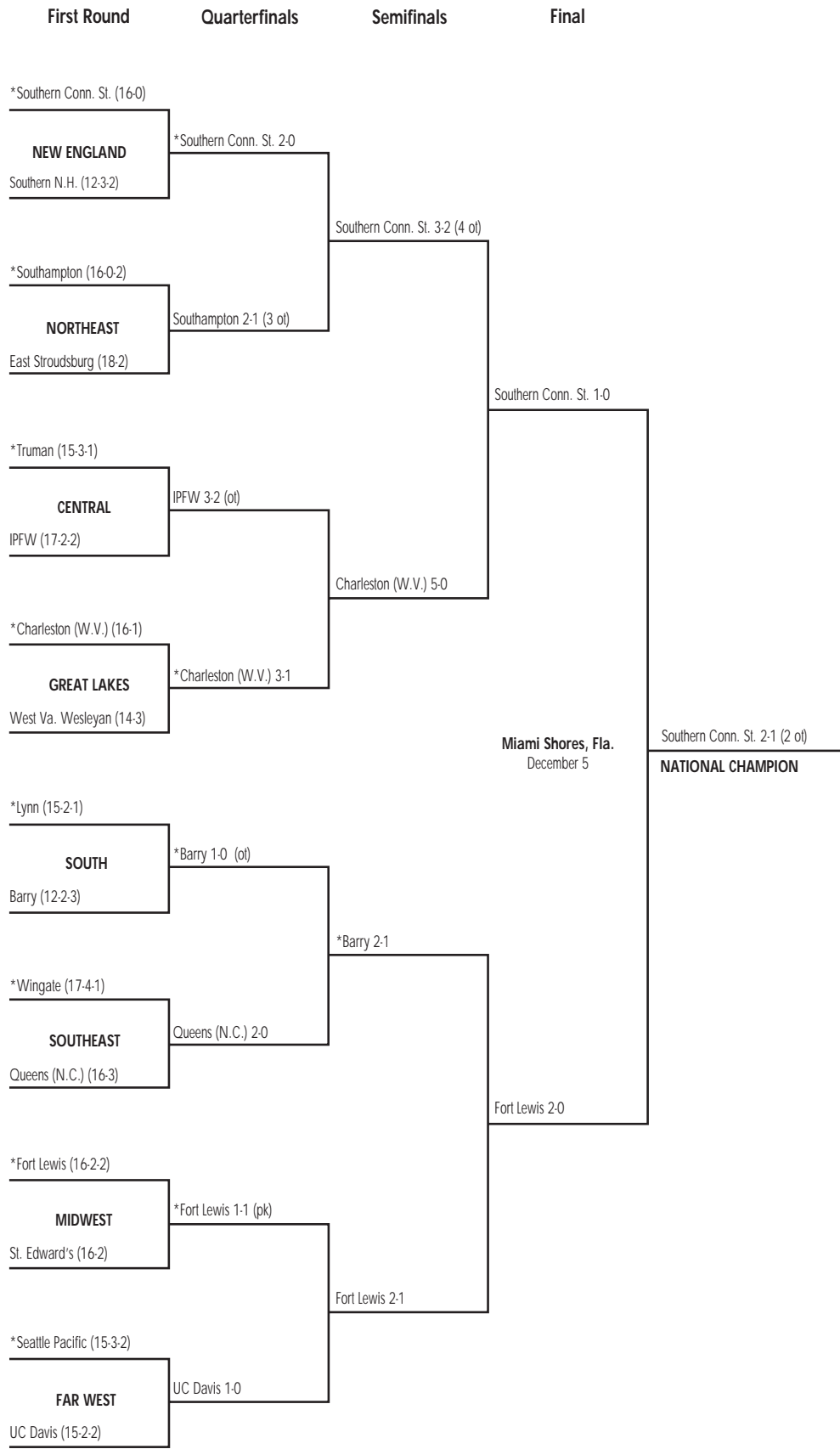
*Host institution.

1998 Division II Men's Championship Bracket



*Host institution.

1999 Division II Men's Championship Bracket



*Host institution.

MEN'S BRACKETS

2000 Division II Men's Championship Bracket



*Host institution.

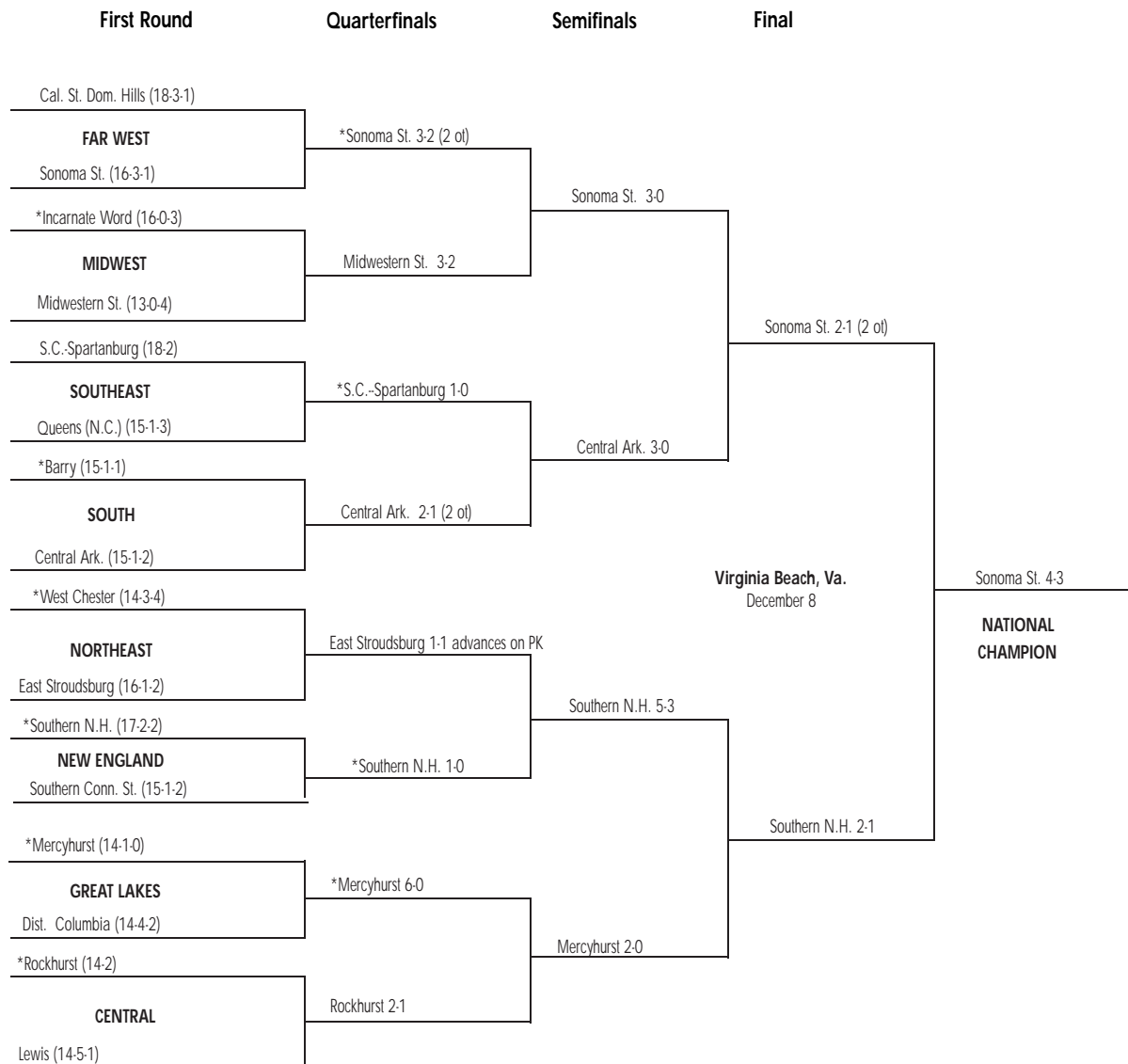
2001 Division II Men's Championship Bracket



*Host institution.

MEN'S BRACKETS

2002 Division II Men's Championship Bracket



*Host institution.

2003 Division II Men's Championship Bracket



* Denotes host institution.

MEN'S BRACKETS

Virginia Beach, Va.
December 7


NATIONAL CHAMPION

1974 Division III Men's Championship Bracket



#Binghamton's participation in the 1974 tournament was vacated.
*Host institution.


1975 Division III Men's Championship Bracket



*Host institution.

MEN'S BRACKETS

1976 Division III Men's Championship Bracket



1977 Division III Men's Championship Bracket



MEN'S BRACKETS

1978 Division III Men's Championship Bracket




1979 Division III Men's Championship Bracket



*Host institution.

MEN'S BRACKETS

1980 Division III Men's Championship Bracket



*Host institution.


1981 Division III Men's Championship Bracket

First and Second Rounds (Regionals)

Third Round

Semifinals

Final



*Host institution.

MEN'S BRACKETS

1982 Division III Men's Championship Bracket



*Host institution.

1983 Division III Men's Championship Bracket



*Host institution.

1984 Division III Men's Championship Bracket



*Host institution.

1985 Division III Men's Championship Bracket

First and Second Rounds (Regionals) Third Round Semifinals Final



*Host institution.

MEN'S BRACKETS

1986 Division III Men's Championship Bracket

First and Second Rounds (Regionals)

Third Round


Semifinals

Final



*Host institution.

1987 Division III Men's Championship Bracket



*Host institution.

MEN'S BRACKETS


1988 Division III Men's Championship Bracket



*Host institution.

1989 Division III Men's Championship Bracket


First and Second Rounds (Regionals) Third Round Semifinals Final



MEN'S BRACKETS

*Host institution.

1990 Division III Men's Championship Bracket




1991 Division III Men's Championship Bracket



*Host institution.

MEN'S BRACKETS

1992 Division III Men's Championship Bracket



*Host Institution.

1993 Division III Men's Championship Bracket



*Host institution.



1994 Division III Men's Championship Bracket



*Host institution.

1995 Division III Men's Championship Bracket



*Host institution.


MEN'S BRACKETS

1996 Division III Men's Championship Bracket



*Host institution.


1997 Division III Men's Championship Bracket



MEN'S BRACKETS

*Host institution.


1998 Division III Men's Championship Bracket



*Host institution.

NATIONAL CHAMPION

1999 Division III Men's Championship Bracket




MEN'S BRACKETS

2000 Division III Men's Championship Bracket




*Host institution.

2001 Division III Men's Championship Bracket




MEN'S BRACKETS

2002 Division III Men's Championship Bracket



*Host institution.

2003 Division III Men's Championship Bracket



*Host institution.



Division I Women's Records

Individual Records	202
Team Records	208
Polls	212



Individual Records

Official NCAA Division I women's soccer records began with the 1982 season and are based on information submitted to the NCAA statistics service by institutions participating in the statistics rankings. Career records of players include only those years in which they competed in Division I. Annual champions started in the 1998 season, which was the first year the NCAA compiled weekly leaders. In statistical rankings, the rounding of percentages and/or averages may indicate ties where none exist. In these cases, the numerical order of the rankings is accurate.

Scoring

POINTS

Game
16—Kristen Arnott, St. Francis (Pa.) vs. Youngstown St., Oct. 18, 2000

Season
97—Mia Hamm, North Carolina, 1992 (25 games)

Career
284—Danielle Fotopoulos, SMU/Florida, 1994-96, 98 (92 games)

POINTS PER GAME

Season
4.23—Ashley Bouette, Southern U., 2003 (55 in 13 games)

Career (Min. 100 Points)
3.41—Kelly Smith, Seton Hall, 1997-99 (174 in 51 games)

GOALS

Game
7—Kristen Arnott, St. Francis (Pa.) vs. Youngstown St., Oct. 18, 2000; Sarah Comeaux, Mississippi vs. Northwestern St., Nov. 1, 1996

Season
37—Lisa Cole, Southern Methodist, 1987 (21 games)

Career
118—Danielle Fotopoulos, SMU/Florida, 1994-96, 98 (92 games)

GOALS PER GAME

Season
1.92—Ashley Bouette, Southern U., 2003 (25 in 13 games)

Career (Min. 40 Goals)
1.49—Kelly Smith, Seton Hall, 1997-99 (76 in 51 games)

Game

POINTS

No.	Player, Team vs. Opponent	Date
16	Kristen Arnott, St. Francis (Pa.) vs. Youngstown St.	Oct. 18, 2000
15	Sarah Comeaux, Mississippi vs. Northwestern St.	Nov. 1, 1996
13	Ashley Bouette, Southern U. vs. Ark.-Pine Bluff	Sept. 26, 2003
13	Kelly Smith, Seton Hall vs. La Salle	Sept. 1, 1999
13	Linda Larsson, South Ala. vs. South Carolina St.	Aug. 29, 1999
13	Christina Kenney, Va. Commonwealth vs. Howard	Oct. 11, 1996
13	Jenn Stephenson, Campbell vs. Col. of Charleston	Oct. 5, 1994
13	Kathy McNabb, Hartford vs. Iona	Sept. 14, 1985
13	Jodi Krauser, Xavier vs. Wooster	Oct. 13, 1984
12	Ashley Bouette, Southern U. vs. Texas Southern	Sept. 13, 2003
12	Katie French, Alabama vs. Jackson St.	Sept. 22, 2002
12	Rachael Waterhouse, Troy St. vs. Jackson St.	Oct. 26, 2002
12	Anne-Marie Lapalme, Mercer vs. South Carolina St.	Aug. 27, 2000
12	Danielle Fotopoulos, Florida vs. Auburn	Nov. 9, 1996
12	Christina Kenney, Va. Commonwealth vs. Pittsburgh	Oct. 26, 1996
12	Molly Cameron, Baylor vs. Pittsburg St.	Aug. 30, 1996
12	Carla Moyer, Temple vs. Philadelphia U.	1991
12	Deneil Lo Giudice, Army vs. Lafayette	Oct. 6, 1990
12	Kris Moller, Canisius vs. Daemen	Sept. 10, 1986
12	Becky Worman, Wis.-Milwaukee vs. Beloit	Sept. 24, 1985
12	Patti Cassaveh, Rhode Island vs. Fairfield	1984

ASSISTS

Game
6—Marit Foss, Jacksonville vs. Alabama A&M, Sept. 1, 2000; Anne-Marie Lapalme, Mercer vs. South Carolina St., Aug. 27, 2000; Holly Manthei, Notre Dame vs. Villanova, Nov. 3, 1996; Colleen McMahon, Cincinnati vs. Mt. St. Joseph, Sept. 20, 1982

Season
44—Holly Manthei, Notre Dame, 1996 (26 games)

Career
129—Holly Manthei, Notre Dame, 1994-97 (100 games)

ASSISTS PER GAME

Season
1.69—Holly Manthei, Notre Dame, 1996 (44 in 26 games)

Career (Min. 30 Assists)
1.29—Holly Manthei, Notre Dame, 1994-97 (129 in 100 games)

MINUTES PLAYED

Consecutive
6,670:32—Krista Earp, Northern Ariz., 1997-2000 (73 games)

40 GOALS AND 40 ASSISTS

Career
33 players (most recent: Alyssa Ramsey, North Carolina, 2000-03)

Goalkeeping

SAVES

Game
39—Peggy Poore, Radford vs. North Carolina, Oct. 21, 1982

Season
343—Dayna Dicesare, Robert Morris, 1993 (18 games)

Career
704—Beth Zack, Marist, 1995-98 (66 games)

SAVES PER GAME

Season
24.1—Chantae Hendrix, Robert Morris, 1992 (241 in 10 games)

Career

18.25—Dayna Dicesare, Robert Morris, 1993-96 (657 in 36 games)

GOALS-AGAINST AVERAGE

Season (Min. 1,200 Minutes)
0.05—Anne Sherow, North Carolina, 1987 (1 GA in 1,712 min.)

Career (Min. 2,500 Minutes)
0.14—Anne Sherow, North Carolina, 1985-88 (4 GA in 2,525 min.)

GOALKEEPER MINUTES PLAYED

8,853:12—Emily Oleksiuk, Penn St., 1998-2001

Miscellaneous

FASTEST GOAL FROM START OF GAME

:06—Kristi Cummings, UNC Asheville vs. Furman, Sept. 18, 1995

FASTEST CONSECUTIVE GOALS BY SAME TEAM

:05—Fresno St. (Jill Pearson, both goals) vs. Cal St. Bakersfield, Sept. 9, 1997; Northwestern (Stephanie Erickson, both goals) vs. Aurora, Sept. 25, 1994

FASTEST CONSECUTIVE GOALS BY SAME PLAYER

:05—Jill Pearson, Fresno St. vs. Cal St. Bakersfield, Sept. 9, 1997; Stephanie Erickson, Northwestern vs. Aurora, Sept. 25, 1994

FASTEST THREE CONSECUTIVE GOALS BY SAME TEAM

2:02—Florida (Abby Wambach, all three goals) vs. Arkansas, Nov. 2, 2000

FASTEST THREE CONSECUTIVE GOALS BY SAME PLAYER

2:02—Abby Wambach, Florida vs. Arkansas, Nov. 2, 2000 (scored at 67:42, 69:21 and 69:44)

FASTEST CONSECUTIVE GOALS BY OPPOSING TEAMS

:06—Illinois (Hollie Schurr), then Marquette (Kate Gordon), Sept. 17, 2001; Connecticut (Kristen Graczyk), then Yale (Chandra King), Nov. 1, 2001

CONSECUTIVE GAMES WITH AT LEAST ONE GOAL

15—Brandi Chastain, Santa Clara, Aug. 29, 1990 to Oct. 19, 1990

CONSECUTIVE SHUTOUT MINUTES

1,669:25—Anne Sherow, North Carolina, Sept. 5, 1987 to Sept. 3, 1988

GOALS

No.	Player, Team vs. Opponent	Date
7	Kristen Arnott, St. Francis (Pa.) vs. Youngstown St.	Oct. 18, 2000
7	Sarah Comeaux, Mississippi vs. Northwestern St.	Nov. 1, 1996
6	Ashley Bouette, Southern U. vs. Texas Southern	Sept. 13, 2003
6	Rachael Waterhouse, Troy St. vs. Jackson St.	Oct. 26, 2002
6	Kelly Smith, Seton Hall vs. La Salle	Sept. 1, 1999
6	Danielle Fotopoulos, Florida vs. Auburn	Nov. 9, 1996
6	Christina Kenney, Va. Commonwealth vs. Pittsburgh	Oct. 26, 1996
6	Christina Kenney, Va. Commonwealth vs. Howard	Oct. 11, 1996
6	Deneil Lo Giudice, Army vs. Lafayette	Oct. 6, 1990
6	Kris Moller, Canisius vs. Daemen	Sept. 10, 1986
6	Becky Worman, Wis.-Milwaukee vs. Beloit	Sept. 24, 1985
6	Kathy McNabb, Hartford vs. Iona	1985
6	Patti Cassaveh, Rhode Island vs. Fairfield	1984
6	Jodi Krauser, Xavier vs. Wooster	Oct. 13, 1984

ASSISTS

No.	Player, Team vs. Opponent	Date
6	Marit Foss, Jacksonville vs. Alabama A&M	Sept. 1, 2000
6	Anne-Marie Lapalme, Mercer vs. South Carolina St.	Aug. 27, 2000
6	Holly Manthei, Notre Dame vs. Villanova	Nov. 3, 1996
6	Colleen McMahon, Cincinnati vs. Mt. St. Joseph	Sept. 20, 1982
5	Rakel Logodottir, UNC Greensboro vs. Citadel	Sept. 24, 2003
5	Nicole DePalma, Georgetown vs. Howard	Sept. 4, 2002
5	Carrie Wellman, Air Force vs. Youngstown St.	Aug. 27, 2000

No.	Player, Team vs. Opponent	Date
5	Hilla Rantala, South Ala. vs. Howard.....	Oct. 3, 1998
5	Jun Shen, Iowa St. vs. Kent St.....	Oct. 31, 1997
5	Holly Manthei, Notre Dame vs. Seton Hall.....	Oct. 24, 1997
5	Katie Hornburg, St. Louis vs. Tennessee Tech.....	Nov. 3, 1996
5	Leah Rutledge, Mississippi vs. Northwestern St.....	Nov. 1, 1996
5	Lisa Kryzkowski, Wis.-Milwaukee vs. Valparaiso.....	Oct. 18, 1996
5	Lisa Whitfield, North Texas vs. Northwestern St.....	Sept. 21, 1996
5	Holly Manthei, Notre Dame vs. Butler.....	Oct. 29, 1995
5	Jennifer O'Connor, UCF vs. Stetson.....	Oct. 26, 1993
5	Pam Kalinoski, North Carolina vs. UCF.....	Oct. 20, 1991
5	Kathy Patterson, Southern Methodist vs. Trinity (Tex.).....	Sept. 20, 1987
5	Gina Bonafide, Monmouth vs. Dickinson.....	Oct. 5, 1986
5	Sue Gjerset, Wisconsin vs. Lake Forest (Ill.).....	Sept. 11, 1986
5	April Heinrichs, North Carolina vs. Warren Wilson.....	Oct. 29, 1983
5	Sue Passandor, Providence.....	1983

SAVES

No.	Player, Team vs. Opponent	Date
39	Peggy Poore, Radford vs. North Carolina.....	Oct. 21, 1982
34	Rachel Barney, Columbia-Barnard vs. Cornell.....	1991
33	Chantae Hendrix, Robert Morris vs. West Va. Wesleyan.....	Oct. 13, 1992
33	Rachel Maxi, Xavier vs. Miami (Ohio).....	Nov. 3, 1984
33	Lisa Shaw, Providence.....	1983
31	Nicole Pittaro, Buffalo vs. Michigan.....	Sept. 17, 1995
31	Nanci Swick, Canisius vs. Buffalo.....	Sept. 27, 1984
30	Chris Foley, Stony Brook vs. Boston College.....	Oct. 9, 1992
29	Melanie Nai, Marist vs. Lehigh.....	Sept. 8, 1999
29	Cherie Brusky, Kent St. vs. Wis.-Green Bay.....	Nov. 1, 1997
29	Holly Smith, Arkansas vs. Florida.....	Nov. 10, 1996
29	Dayna Dicesare, Robert Morris vs. Liberty.....	Oct. 26, 1994
29	Allison Snooks, Maine vs. Dartmouth.....	Sept. 25, 1994
29	Estep Ticknor, Dartmouth vs. Plymouth St.....	Oct. 1, 1982

Season

POINTS PER GAME

Player, Team	Year	Games	Points	Avg.
Ashley Bouette, Southern U.....	2003	13	55	4.23
Lisa Cole, Southern Methodist.....	1987	21	87	4.14
Jane Baker, Niagara.....	1985	13	53	4.08
Jenn Stephenson, Campbell.....	1994	16	64	4.00
Mia Hamm, North Carolina.....	1992	25	97	3.88
Kelly Smith, Seton Hall.....	1997	15	56	3.73
Danielle Fotopoulos, Florida.....	1996	22	81	3.68
Carin Jennings, UC Santa Barb.....	1984	22	80	3.64
Tiffany Milbrett, Portland.....	1992	20	72	3.60
Molly Cameron, Baylor.....	1996	21	75	3.57
Marilyn Marin, North Texas.....	2002	19	67	3.53
Carin Jennings, UC Santa Barb.....	1986	19	66	3.47
Danielle Garrett, Southern Methodist.....	1995	24	83	3.46
Shauna Rohbock, Brigham Young.....	1996	23	79	3.43
Julie Gnau, Michigan St.....	1986	21	72	3.43
Christie Pearce, Monmouth.....	1996	22	75	3.41
Kris Moller, Canisius.....	1986	15	51	3.40
Vicki Niemann, Cincinnati.....	1982	16	53	3.31
Kelly Smith, Seton Hall.....	1998	17	56	3.29
Liz Pike, American.....	1990	15	49	3.27

POINTS

Player, Team	Year	Games	Goals	Assists	Points
Mia Hamm, North Carolina.....	1992	25	32	33	97
Lisa Cole, Southern Methodist.....	1987	21	37	13	87
Danielle Garrett, Southern Methodist.....	1995	24	32	19	83
Danielle Fotopoulos, Florida.....	1996	21	34	13	81
Carin Jennings, UC Santa Barb.....	1984	22	34	12	80
Shauna Rohbock, Brigham Young ...	1996	23	35	9	79
Courtney Linex, Southern Methodist.....	1995	25	31	15	77
Abby Wambach, Florida.....	2001	24	31	14	76
Molly Cameron, Baylor.....	1996	21	32	11	75
Danielle Fotopoulos, Florida.....	1998	26	32	11	75
Christie Pearce, Monmouth.....	1996	22	29	17	75
Lindsay Tarpley, North Carolina.....	2003	27	23	27	73
Cindy Daws, Notre Dame.....	1996	26	26	20	72
Julie Gnau, Michigan St.....	1986	21	29	14	72
Tiffany Milbrett, Portland.....	1992	20	30	12	72
Mandy Clemens, Santa Clara.....	1999	24	24	23	71
Bryn Blalack, Texas A&M.....	1996	23	28	13	69
April Heinrichs, North Carolina.....	1986	23	28	13	69
Christie Welsh, Penn St.....	2001	26	25	18	68
Kati Kantanen, UNC Greensboro....	1997	25	24	20	68
Mia Hamm, North Carolina.....	1993	22	26	16	68
Tiffany Milbrett, Portland.....	1994	22	30	8	68

GOALS PER GAME

Player, Team	Year	Games	Goals	Avg.
Ashley Bouette, Southern U.....	2003	13	25	1.92
Lisa Cole, Southern Methodist.....	1987	21	37	1.76
Jenn Stephenson, Campbell.....	1994	16	27	1.69
Kelly Smith, Seton Hall.....	1997	15	25	1.67
Jane Baker, Niagara.....	1985	13	21	1.62
Danielle Fotopoulos, Florida.....	1996	22	34	1.55
Carin Jennings, UC Santa Barb.....	1984	22	34	1.55
Natasha Kai, Hawaii.....	2003	19	29	1.53
Molly Cameron, Baylor.....	1996	21	32	1.52
Shauna Rohbock, Brigham Young.....	1996	23	35	1.52
Jenny Fechner, Santa Clara.....	1982	18	27	1.50
Kim Lynass, Washington St.....	1990	20	30	1.50
Tiffany Milbrett, Portland.....	1992	20	30	1.50
Tiffany Milbrett, Portland.....	1991	17	25	1.47
Kelly Smith, Seton Hall.....	1999	19	27	1.42
Lisa Cole, Southern Methodist.....	1990	17	24	1.41
Jennifer Coe, Louisville.....	1985	17	24	1.41
Kelly Smith, Seton Hall.....	1998	17	24	1.41
Kris Moller, Canisius.....	1986	15	21	1.40
Liz Pike, American.....	1990	15	21	1.40

GOALS

Player, Team	Year	Games	Goals
Lisa Cole, Southern Methodist.....	1987	21	37
Shauna Rohbock, Brigham Young.....	1996	23	35
Danielle Fotopoulos, Florida.....	1996	22	34
Carin Jennings, UC Santa Barb.....	1984	22	34
Molly Cameron, Baylor.....	1996	21	32
Danielle Fotopoulos, Florida.....	1998	26	32
Danielle Garrett, Southern Methodist.....	1995	24	32
Mia Hamm, North Carolina.....	1992	25	32
Courtney Linex, Southern Methodist.....	1995	25	31
Abby Wambach, Florida.....	2001	24	31
Karen Kazmaier, Dayton.....	1986	22	30
Kim Lynass, Washington St.....	1990	20	30
Tiffany Milbrett, Portland.....	1992	20	30
Tiffany Milbrett, Portland.....	1994	22	30
Natasha Kai, Hawaii.....	2003	19	29
Julie Gnau, Michigan St.....	1986	21	29
Diane Kelly, George Washington.....	1986	22	29
Christie Pearce, Monmouth.....	1996	22	29
Kim Harvey, Southern Methodist.....	2003	22	28
Bryn Blalack, Texas A&M.....	1996	23	28
April Heinrichs, North Carolina.....	1986	23	28
Danielle Horbacher, Hartford.....	1998	22	28
Jenny Heft, Notre Dame.....	1998	25	28
Natalie Neaton, William & Mary.....	1994	21	28

ASSISTS PER GAME

Player, Team	Year	Games	Assists	Avg.
Holly Manthei, Notre Dame.....	1996	26	44	1.69
Holly Manthei, Notre Dame.....	1997	24	34	1.42
Carin Jennings, UC Santa Barb.....	1986	19	26	1.37
Mia Hamm, North Carolina.....	1992	25	33	1.32
Leah Rutledge, Mississippi.....	1996	19	25	1.32



North Carolina's Alyssa Ramsey. Sports Information

North Carolina's Alyssa Ramsey can be found scattered among the records book, most notably on the career list of players with 40 goals and 40 assists.

Player, Team	Year	Games	Assists	Avg.
Sue Passandor, Providence	1983	14	18	1.29
Marit Foss, Jacksonville	2000	22	28	1.27
Holly Manthei, Notre Dame	1994	25	30	1.20
Pam Kalinoski, North Carolina	1991	24	28	1.17
Kathy Patterson, Southern Methodist	1987	21	24	1.14
Vicki Niemann, Cincinnati	1982	16	17	1.06
Sue Williams, Radford	1993	18	19	1.06
Lindsay Tarpley, North Carolina	2003	27	27	1.00
Kelly Parker, UTEP	2002	19	19	1.00
Marit Foss, Jacksonville	1998	20	20	1.00
Lisa Gibbons, Bucknell	1994	19	19	1.00
April Kemper, North Carolina St.	1986	23	23	1.00
Jennifer Lalor, Santa Clara	1994	20	20	1.00
Andi Melde, Duke	1997	21	21	1.00
Sue Williams, Radford	1993	19	19	1.00

ASSISTS

Player, Team	Year	Games	Assists
Holly Manthei, Notre Dame	1996	26	44
Holly Manthei, Notre Dame	1997	25	34
Mia Hamm, North Carolina	1992	25	33
Holly Manthei, Notre Dame	1994	25	30
Marit Foss, Jacksonville	2000	22	28
Pam Kalinoski, North Carolina	1991	24	28
Lindsay Tarpley, North Carolina	2003	27	27
Carin Jennings, UC Santa Barb.	1986	19	26
Alyssa Ramsey, North Carolina	2003	27	25
Leah Rutledge, Mississippi	1996	19	25
Kathy Patterson, Southern Methodist	1987	21	24
Jena Kluegel, North Carolina	2000	24	23
Mandy Clemens, Santa Clara	1999	24	23
April Kemper, North Carolina St.	1986	23	23
Marcia McDermott, North Carolina	1986	25	23
Jennifer Tietjen, Connecticut	1996	25	23
Robin Confer, North Carolina	1997	28	22
Jenny Streiffer, Notre Dame	1996	26	22
Jennifer Tietjen, Connecticut	1997	26	22
Sara Whalen, Connecticut	1997	27	22

SAVES PER GAME

Player, Team	Year	Games	Saves	Avg.
Chantae Hendrix, Robert Morris	1992	10	241	24.10
Jana Stagner, Oral Roberts	1993	11	257	23.36
Vicky Ventura, Drexel	1994	12	272	22.67
Heather Stone, Fordham	1993	16	321	20.06
Dayna Dicesare, Robert Morris	1993	18	343	19.06

Player, Team	Year	Games	Saves	Avg.
Dayna Dicesare, Robert Morris	1994	16	302	18.88
Christine Shores, Troy St.	1997	17	260	15.29
Cady Jurach, Pacific	1993	19	282	14.84
Debbie Goldklang, Pennsylvania	1991	15	222	14.80
Chris Foley, Stony Brook	1992	19	279	14.68
Rachel Barney, Columbia-Barnard	1991	15	220	14.67
Heather Stone, Fordham	1994	20	293	14.65
Sommer Klarr, Robert Morris	1995	15	217	14.47
Allison Snooks, Maine	1994	16	230	14.38
Holly Wildman, Tennessee Tech	1996	11	157	14.27
Estey Ticknor, Dartmouth	1982	13	185	14.23
Beth Zack, Marist	1995	17	238	14.00
Iva English, Chattanooga	1996	18	246	13.67
Ardena Scott, South Carolina St.	2000	12	163	13.58
Mony Sith, Long Island	1997	18	242	13.44

SAVES

Player, Team	Year	Games	Saves
Dayna Dicesare, Robert Morris	1993	18	343
Heather Stone, Fordham	1993	16	321
Dayna Dicesare, Robert Morris	1994	16	302
Heather Stone, Fordham	1994	20	293
Cady Jurach, Pacific	1993	19	282
Chris Foley, Stony Brook	1992	19	279
Vicky Ventura, Drexel	1994	12	272
Christine Shores, Troy St.	1997	17	260
Jana Stagner, Oral Roberts	1993	11	257
Chantelle Yost, Loyola (Ill.)	1993	18	247
Iva English, Chattanooga	1996	18	246
Mony Sith, Long Island	1997	18	242
Chantae Hendrix, Robert Morris	1992	10	241
Beth Zack, Marist	1995	17	238
Allison Snooks, Maine	1994	16	230
Cathy Zoccoli, Southern California	1993	19	226
Amy Cavanaugh, Valparaiso	1997	19	224
Karen Butler, Loyola (Ill.)	1992	18	223
Debbie Goldklang, Pennsylvania	1991	15	222
Katharine Hill, Western Ill.	1997	17	222

GOALS AGAINST AVERAGE (Min. 1,200 Minutes)

Player, Team	Year	GA	Min.	GAA
Anne Sherow, North Carolina	1987	1	1,712:00	0.05
Crystal Gordon, Santa Clara	1998	3	1,741:00	0.16
Nicole Barnhart, Stanford	2002	4	2,047:30	0.18
Siri Mullinix, North Carolina	1997	3	1,400:00	0.19
Kathy Kostic, Brown	1984	3	1,312:00	0.20
Crystal Gordon, Santa Clara	1999	3	1,303:10	0.21
Karen Richter, UCF	1989	4	1,440:00	0.25
Tracy Noonan, North Carolina	1995	5	1,697:00	0.27
Sue Wall, Santa Clara	1990	5	1,553:28	0.29
Jenni Branam, North Carolina	1999	6	1,812:00	0.30
Angela Harrison, Portland	1998	4	1,190:00	0.30
Siri Mullinix, North Carolina	1998	7	2,069:00	0.30
Leslie Garrard, Stanford	1991	6	1,585:00	0.34
Kim Bonafede, Navy	2002	7	1,756:00	0.36
Liz Gonda, William & Mary	1985	5	1,250:00	0.36
LaKeysia Beene, Notre Dame	1997	9	2,231:16	0.36
Janine Szpara, Colorado Col.	1987	8	1,980:00	0.36
Lauren Arase, Portland	2002	8	1,929:00	0.37
Leslie Garrard, Stanford	1993	8	1,958:00	0.37
Carla DeSantis, Massachusetts	1987	8	1,886:00	0.38
Siri Mullinix, North Carolina	1996	6	1,407:00	0.38

SOLO SHUTOUT PERCENTAGE (Min. 10 Shutouts)

Player, Team	Year	Games	Shutouts	Pct.
Nicole Barnhart, Stanford	2002	23	18	.783
Siri Mullinix, North Carolina	1998	26	20	.769
Beth Guccione, Southeast Mo. St.	2001	18	13	.722
Erica Izard, Denver	2001	21	14	.667
Jenny Willems, Cal St. Northridge	2001	17	11	.647
Tiffany DeCoff, Holy Cross	1999	19	12	.632
Tracy Sharp, Loyola Marymount	1998	19	12	.632
Chrissy Dolan, Villanova	2003	24	15	.625
Emily Oleksiuk, Penn St.	2000	24	15	.625
Erica Izard, Denver	2002	21	13	.619
Sarah Willis, Eastern Mich.	1999	21	13	.619
Meghann Burke, St. Louis	2002	20	12	.600
Aly Winget, North Carolina	2003	27	16	.593
Christy Hoffman, Cincinnati	2001	24	14	.583
Danielle Wiley, Denver	2003	19	11	.579
Nicole Williams, Georgia	1999	21	12	.571
Cheryl Loveless, Portland	2000	22	12	.545
Karina LeBlanc, Nebraska	2000	24	13	.542
Becca Lief, Southern Methodist	1999	24	13	.542
Rebecca Wachsberger, Hofstra	2003	19	10	.526



North Carolina Sports Information

Lindsay Tarpley, North Carolina, averaged 1 assist per game, making her mark on an undefeated Tar Heels season.

ASSISTS

Table with 5 columns: Player, Team, Years, Games, Assists. Lists top assisters like Holly Manthei and Mia Hamm.

SAVES PER GAME

Table with 5 columns: Player, Team, Years, Games, Saves, Avg. Lists players like Dayna Dicesare and Heather Stone.

SAVES

Table with 5 columns: Player, Team, Years, Games, Saves. Lists players like Beth Zack and Helene Herlihy.

GOALS-AGAINST AVERAGE (Min. 2,500 Minutes)

Table with 5 columns: Player, Team, Years, GA, Min., GAA. Lists players like Anne Sherow and Siri Mullinix.

GOALKEEPER MINUTES PLAYED

Table with 3 columns: Player, Team, Years, Min. Lists players like Emily Oleksiuk and Jen Renola.

GAMES PLAYED

Table with 3 columns: Player, Team, Years, Games. Lists players like Robin Confer and Bonnie Young.

PLAYERS WITH 40 GOALS AND 40 ASSISTS

Table with 5 columns: Player, Team, Goals, Assists, Points, Years. Lists April Heinrichs and Carin Jennings.

Player, Team	Goals	Assists	Points	Years
Dianne Manore, UC Santa Barb.	58	42	158	1986-89
Lisa Cole, Southern Methodist	101	44	246	1987-90
Kristine Lilly, North Carolina	78	41	197	1989-92
Mia Hamm, North Carolina	103	72	278	1989-90, 92-93
Tiffany Milbrett, Portland	103	40	246	1990-92, 94
Tisha Venturini, North Carolina	69	51	189	1991-94
Shannon MacMillan, Portland	87	45	219	1992-95
Kerry Connors, Connecticut	43	42	128	1993-96
Cindy Daws, Notre Dame	61	67	189	1993-96
Cindy Fix, Detroit	54	42	150	1993-96
Debbie Keller, North Carolina	67	57	191	1993-96
Christie Pearce, Monmouth	79	54	212	1993-96
Jennifer Walek, Minnesota	60	42	162	1993-97
Ann Cook, William & Mary	42	49	133	1993-97
Holly Pedley, Army	48	48	144	1994-97
Robin Confer, North Carolina	77	55	209	1994-97
Cindy Parlow, North Carolina	68	53	189	1995-98
Melissa Pini, Florida	60	40	160	1995-98
Danielle Fotopoulos, SMU/Florida	118	48	284	1994-96, 98
Margaret Tietjen, Connecticut	43	43	129	1995-98
Anne Mucci, Northern Ill.	43	43	129	1995-98
Mandy Clemens, Santa Clara	67	65	199	1996-99
Jenny Streiffer, Notre Dame	70	71	211	1996-99
Missy Wycinsky, William & Mary	75	52	202	1996-99
Anne Makinen, Notre Dame	65	56	186	1997-00
Jan Carlson, Connecticut	53	47	153	1997-00
Meotis Erickson, Notre Dame	59	46	164	1998-00
Andi Sellers, Florida	71	43	185	1997, 99-01
Abby Wambach, Florida	96	50	242	1998-01
Christie Welsh, Penn St.	82	52	216	1999-02
Alyssa Ramsey, North Carolina	57	71	185	2000-03

Time	First Goal	Second Goal	Date
:10	Michelle Bruntlett, Vanderbilt	Nicole Greathead, Georgia	Nov. 3, 2000
:10	Cara LeMaster, Eastern Ill.	Erika Todd, Southeast Mo. St.	Nov. 10, 2002
:11	Beth Liesen, Eastern Ill.	Kristen Heil, Missouri	Sept. 19, 2003
:13	Erin O'Grady, Syracuse	Lindsay Eckles, Ohio St.	Aug. 27, 2000
:14	Colleen Hoban, Ohio St.	Jessica Beers-Altman, Georgetown	Sept. 8, 2002
:14	Stacey Mallison, California	Brianne Carmody, Washington St.	Nov. 5, 1999
:14	Emily Seebert, Auburn	Jamie Harlor, Portland St.	Oct. 3, 1999
:15	Beth McHugh, Dayton	Katie Schwager, Duquesne	Oct. 25, 2002
:15	Mari Hoff, Michigan	Lindsay Johnson, Illinois	Nov. 6, 1999
:16	Lindsay Wile, Texas Tech	Emily Fukuchi, Baylor	Oct. 15, 2000
:16	Andrea Kayal, Michigan	Nikki Thole, Missouri	Sept. 5, 1999
:16	Katie Colman, Purdue	Katherine Ward, Marquette	Sept. 1, 1998

CONSECUTIVE GAMES WITH AT LEAST ONE GOAL

No.	Player, Team	From	To
15	Brandi Chastain, Santa Clara	Aug. 28, 1990	Oct. 19, 1990
11	Maria Kun, Hartford	Oct. 10, 1997	Nov. 9, 1997
10	Amanda Guertin, Notre Dame	Oct. 12, 2001	Nov. 18, 2001
10	Missy Gregg, Dayton	Oct. 1, 1999	Nov. 5, 1999
10	Courtney Linex, Southern Methodist	Oct. 8, 1995	Nov. 5, 1995
10	Christie Pearce, Monmouth	Sept. 28, 1996	Oct. 31, 1996
10	Abby Wambach, Florida	Oct. 7, 2001	Nov. 9, 2001
9	Natasha Kai, Hawaii	Sept. 28, 2003	Oct. 27, 2003
9	Mandy Heintz, LSU	Sept. 8, 2002	Oct. 6, 2002
9	Kim McNally, Southeastern La.	Oct. 6, 2002	Nov. 3, 2002
9	Sarah Yohe, Florida	Sept. 4, 1999	Oct. 3, 1999
9	Annie Wayland, Illinois St.	Aug. 27, 1999	Sept. 28, 1999
9	Traci Arkenberg, UCLA	Sept. 26, 1997	Oct. 31, 1997
9	Meotis Erickson, Notre Dame	Sept. 26, 1997	Oct. 26, 1997
9	Laurie Hegedorn, New Mexico	Sept. 18, 1997	Oct. 17, 1997
9	Shelley Marusak, Centenary (La.)	Sept. 27, 1995	Oct. 18, 1995
9	Kim Lynass, Washington St.	Oct. 14, 1990	Sept. 8, 1991
9	Kelly Smith, Seton Hall	Sept. 13, 1997	Oct. 10, 1997
9	Amy Van Laecke, Notre Dame	Oct. 19, 1995	Nov. 26, 1995

Miscellaneous

FASTEST GOAL, START OF GAME

Time	Player, Team	Opponent	Date
:06	Kristi Cummings, UNC Asheville	Furman	Sept. 18, 1995
:08	Monica Holschauer, UCF	Northern Ill.	Oct. 6, 1996
:08	Natasha Kai, Hawaii	Morehead St.	Sept. 14, 2003
:10	Missy Wycinsky, William & Mary	Va. Commonwealth	Oct. 23, 1999
:10	Jill Cook, Texas	Vanderbilt	Oct. 15, 1995
:11	Stephanie Rigamat, UCLA	San Diego	Sept. 24, 2000
:11	Simone Ferrara, UC Irvine	UCF	Oct. 27, 1997
:12	Kaziah Hill, Boise St.	San Jose St.	Oct. 28, 2001
:12	Justi Baumgardt, Portland	San Diego St.	Sept. 3, 1995
:13	Lindsay Johnson, Illinois	Penn St.	Nov. 11, 2001
:13	Jen Duran, Arizona	Loyola Marymount	Sept. 4, 1995
:14	Rachelle Snyder, Penn	Delaware	Sept. 9, 2001
:15	Shannon Leahy, South Ala.	Howard	Oct. 3, 1998
:15	Linda Hoffman, Santa Clara	Sonoma St.	Oct. 2, 1990
:15	Michelle McCarthy, Notre Dame	Xavier	Oct. 8, 1993

FASTEST CONSECUTIVE GOALS, SAME TEAM

Time	First Goal	Second Goal vs. Opp.	Date
:05	Stephanie Erickson, Northwestern	Erickson vs. Aurora	Sept. 25, 1994
:05	Jill Pearson, Fresno St.	Pearson vs. Cal St. Bakersfield	Sept. 9, 1997
:10	Maren Hendershot, BYU	Hendershot vs. Wyoming	Oct. 21, 1999
:11	Sarah Wong, Mississippi	Wong vs. Chattanooga	Sept. 5, 1998
:12	Carli Lloyd, Rutgers	Keri Lages vs. LaSalle	Sept. 17, 2001
:13	Kim Woldt, Wis.-Green Bay	Woldt vs. Arkansas	Oct. 1, 1999
:14	Ashley Mitnick, LSU	Rachel Cohen vs. Alabama	Oct. 13, 2000
:14	Jo Hinks, Iowa St.	Hinks vs. Kent St.	Oct. 31, 1997
:14	Katie Baruth, Texas	Valerie Page vs. Kansas	Sept. 15, 1996
:15	Megheen Walker, Iowa St.	Walker vs. Kan. Newman	Oct. 15, 1997
:15	Andi Sellers, Florida	Sellers vs. Florida Int'l	Sept. 7, 1997
:16	Lindsey Whitehead, Dayton	Beth McHugh vs. Duquesne	Oct. 25, 2002
:16	Christie Welsh, Penn St.	Welsh vs. Indiana	Sept. 22, 2000
:16	Allison Marra, Loyola Marymount	Marra vs. Gonzaga	Nov. 5, 1999
:16	Missy Wycinsky, William & Mary	Kristen Woffler vs. UNC Wilmington	Oct. 20, 1999
:16	Erin Baxter, Florida	Abby Wambach vs. Old Dominion	Oct. 4, 1998
:16	Kelli Wilson, Northwestern	Kase McCoy vs. IPFW	Oct. 28, 2001

FASTEST CONSECUTIVE GOALS, OPPOSING TEAMS

Time	First Goal	Second Goal	Date
:06	Kristen Graczyk, Connecticut	Chandra King, Yale	Nov. 1, 2001
:06	Hollie Schurr, Illinois	Kate Gordon, Marquette	Sept. 17, 2001
:10	Courtney Carter, Oregon St.	Dania Cabello, California	Oct. 20, 2002
:10	Erin Duemmel, Morehead St.	Ida Hakansson, Eastern Ill.	Sept. 25, 1999
:10	Kristen Luoma, Oakland	Holly Toth, Dayton	Sept. 3, 1999

CONSECUTIVE SHUTOUT MINUTES

Time	Player, Team	From	To
1,669:25	Anne Sherow, North Carolina	Sept. 5, 1987	Sept. 3, 1988
1,268:29	Crystal Gordon, Santa Clara	Sept. 19, 1998	Dec. 4, 1998
1,114:00	Jenni Branam, North Carolina	Oct. 8, 1999	Dec. 5, 1999
1,003:58	Tiffany DeCoff, Holy Cross	Sept. 25, 1999	Nov. 10, 1999
884:00	Lori Houlihan, Monmouth	Sept. 18, 1996	Oct. 25, 1996
855:17	Nicole Williams, Georgia	Nov. 16, 1998	Sept. 24, 1999
828:25	Becky Hornbacher, Nebraska	Sept. 14, 1997	Nov. 2, 1997
826:01	Erica Izard, Denver	Sept. 21, 2001	Oct. 25, 2001
810:00	Annah Castellini, Army	1993	1993
803:27	Erica Izard, Denver	Oct. 4, 2002	Nov. 15, 2002
786:34	Monica Cox, Indiana	Oct. 2, 1993	Oct. 31, 1993
723:00	Anne Kluetmeier, Pennsylvania	Sept. 12, 1998	Sept. 29, 1998
710:22	Karina LeBlanc, Nebraska	Sept. 15, 2000	Oct. 8, 2000
700:08	Tamara Browder, Washington	Oct. 12, 1991	Sept. 5, 1992
700:02	Liz Wagner, Notre Dame	Oct. 13, 2000	Nov. 12, 2000



Hawaii's Natasha Kai scored at least one goal in nine consecutive games from September 28 to October 27, 2003.

Hawaii Sports Information

Annual Champions

POINTS PER GAME

Season	Player, Team	Cl.	G	GO	A	P	Avg.
1998	Kelly Smith, Seton Hall	Jr.	17	24	8	56	3.29
1999	Kelly Smith, Seton Hall	Sr.	19	27	8	62	3.26
2000	Lara Brown, Centenary (La.)	So.	18	23	8	54	3.00
2001	Abby Wambach, Florida	Sr.	24	31	14	76	3.17
2002	Marilyn Marin, North Texas	Jr.	19	26	15	67	3.53
2003	Ashley Bouette, Southern U.	Fr.	13	25	5	55	4.23

GOALS PER GAME

Season	Player, Team	Cl.	G	GO	Avg.
1998	Kelly Smith, Seton Hall	Jr.	17	24	1.41
1999	Kelly Smith, Seton Hall	Sr.	19	27	1.42
2000	Lara Brown, Centenary (La.)	So.	18	23	1.28
2001	Abby Wambach, Florida	Sr.	24	31	1.29
2002	Rosie Luzak, Niagara	Jr.	18	25	1.39
2003	Ashley Bouette, Southern U.	Fr.	13	25	1.92

ASSISTS PER GAME

Season	Player, Team	Cl.	G	A	Avg.
1998	Marit Foss, Jacksonville	So.	20	20	1.00
1999	Mandy Clemens, Santa Clara	Sr.	24	23	0.96

2000	Marit Foss, Jacksonville	Sr.	22	28	1.27
2001	Aly Wagner, Santa Clara	Jr.	24	20	0.83
2002	Kelly Parker, UTEP	Sr.	19	19	1.00
2003	Lindsay Tarpley, North Carolina	So.	27	27	1.00

GOALS-AGAINST AVERAGE

Season	Player, Team	Cl.	G	MIN	GA	GAA
1998	Crystal Gordon, Santa Clara	So.	22	1,741	3	0.16
1999	Crystal Gordon, Santa Clara	Jr.	21	1,303	3	0.21
2000	Elizabeth Wagner, Notre Dame	Jr.	25	2,509.7	9	0.39
2001	Shanna Caldwell, Connecticut	Sr.	18	1,149	5	0.39
2002	Nicole Barnhart, Stanford	So.	23	2,047	4	0.18
2003	Ashley Mason, Utah	Fr.	16	1,194	4	0.30

SAVES PER GAME

Season	Player, Team	Cl.	G	SV	Avg.
1998	Christine Handte, Youngstown St.	Fr.	15	158	10.53
1999	Stacy O'Neil, Nicholls St.	Jr.	19	205	10.79
2000	Champaigne Beidler, St. Peter's	Sr.	17	193	11.35
2001	Sarah Cronin, St. Peter's	Sr.	17	189	11.12
2002	Sarah Broadbent, Austin Peay	Fr.	15	156	10.40
2003	Natasha McFadden, Mississippi Val.	Fr.	19	186	9.79

Team Records

Official NCAA Division I women's soccer records began with the 1982 season and are based on information submitted to the NCAA statistics service by institutions participating in the statistics rankings. Annual champions started in the 1998 season, which was the first year the NCAA compiled weekly leaders. In statistical rankings, the rounding of percentages and/or averages may indicate ties where none exist. In these cases, the numerical order of the rankings is accurate.

Scoring

POINTS

Game
59—Liberty vs. South Carolina St., Oct. 9, 1999; UTEP vs. Troy St., Aug. 30, 1997

GOALS

Game
24—Hartford vs. Iona, Sept. 14, 1985

Season
140—Notre Dame, 1996 (26 games)

SCORING AVERAGE

Season
6.00—Cincinnati, 1982 (96 goals in 16 games)

ASSISTS

Game
24—Notre Dame vs. Providence, Aug. 31, 1996

CORNER KICKS

Game
22—UNC Wilmington vs. Chowan, Sept. 7, 1995

Defense

SAVES

Game
39—Radford vs. North Carolina, Oct. 21, 1982

Season
383—Arkansas, 1994 (20 games)

SAVES PER GAME

Season
21.54—Robert Morris, 1992 (13 games)

GOALS-AGAINST AVERAGE

Season
0.08—North Carolina, 1987 (2 GA in 2,190 min.)

SHUTOUTS

Season
22—North Carolina, 1997 (28 games); North Carolina, 1987 (24 games)

SHUTOUT PERCENTAGE

Season
.917—North Carolina, 1987 (22 in 24 games)

Miscellaneous

CONSECUTIVE WINS

92—North Carolina, Oct. 12, 1990 to Sept. 30, 1994

CONSECUTIVE GAMES WITHOUT A LOSS

103—North Carolina, Sept. 30, 1986 to Sept. 17, 1990 (includes ties)

CONSECUTIVE HOME WINS

84—North Carolina, Sept. 6, 1986 to Sept. 18, 1994

CONSECUTIVE HOME GAMES WITHOUT A LOSS

84—North Carolina, Sept. 6, 1986 to Sept. 18, 1994

CONSECUTIVE CONFERENCE WINS

(Includes conference tournaments)

55—North Carolina, Oct. 23, 1994 to Sept. 1, 2000

CONSECUTIVE CONFERENCE GAMES WITHOUT A LOSS

(Includes conference tournaments)

55—North Carolina, Oct. 23, 1994 to Sept. 1, 2000

CONSECUTIVE SHUTOUTS

16—Santa Clara, Sept. 24, 1998 to Nov. 28, 1998

WINS IN A SEASON

27—North Carolina, 1997; North Carolina, 2003

CONSECUTIVE WINNING SEASONS

22—Connecticut, 1982 to present; North Carolina, 1982 to present; William & Mary, 1982 to present

MOST IMPROVED WON-LOSS RECORD

15.0—South Ala., 2-17-0 (1996) to 18-3-1 (1997)

TIES IN A SEASON

5—Long Beach St., 2002; Oklahoma, 2003; TCU, 2003

0-0 TIES IN A SEASON

3—New Mexico, 2003

OVERTIME GAMES IN A SEASON

10—Southern Methodist, 2002

Game

POINTS

No.	Team vs. Opponent	Date
59	Liberty vs. South Carolina St.	Oct. 9, 1999
59	UTEP vs. Troy St.	Aug. 30, 1997
57	Southern Methodist vs. Trinity (Tex.)	Sept. 20, 1987
56	Mercer vs. South Carolina St.	Ag. 27, 2000
56	Hartford vs. Iona	Sept. 14, 1985
55	Radford vs. UNC Asheville	Oct. 5, 1986
53	Centenary (La.) vs. Louisiana Col.	Oct. 27, 1999
52	South Ala. vs. South Carolina St.	Ag. 29, 1999
52	North Texas vs. Troy St.	Aug. 31, 1997
52	Notre Dame vs. Providence	Aug. 31, 1996

No.	Team vs. Opponent	Date
52	Cincinnati vs. Mt. St. Joseph	Sept. 20, 1982
51	Alabama vs. Jackson St.	Sept. 22, 2002
50	UCF vs. Alabama	Sept. 27, 1986
48	Va. Commonwealth vs. Youngstown St.	Sept. 10, 2000
45	South Ala. vs. South Carolina St.	Ag. 25, 2000
45	Northwestern St. vs. Louisiana Col.	Sept. 1, 1998
45	Wis.-Milwaukee vs. Western Ill.	Sept. 5, 1997
45	Connecticut vs. West Virginia	1996

GOALS

No.	Team vs. Opponent	Date
24	Hartford vs. Iona	Sept. 14, 1985
23	Liberty vs. South Carolina St.	Oct. 9, 1999
22	North Texas vs. Troy St.	Aug. 31, 1997
22	Radford vs. UNC Asheville	Oct. 5, 1986
21	South Ala. vs. South Carolina St.	Ag. 29, 1999

No.	Team vs. Opponent	Date
20	Alabama vs. Jackson St.	Sept. 22, 2002
20	UTEP vs. Troy St.	Aug. 30, 1997
19	Centenary (La.) vs. Alcorn St.	Sept. 24, 2002
19	Mercer vs. South Carolina St.	Ag. 27, 2000
19	Centenary (La.) vs. Louisiana Col.	Oct. 27, 1999
19	Cincinnati vs. Mt. St. Joseph	Sept. 20, 1982
18	South Ala. vs. Jackson St.	Ag. 31, 2002
18	Oral Roberts vs. Troy St.	Sept. 6, 1997
18	Southern Methodist vs. Trinity (Tex.)	Sept. 20, 1987
18	Louisville vs. Kentucky	Sept. 21, 1985

ASSISTS

No.	Team vs. Opponent	Date
24	Notre Dame vs. Providence	Ag. 31, 1996
21	Connecticut vs. West Virginia	1996
21	Southern Methodist vs. Trinity (Tex.)	Sept. 20, 1987
19	UTEP vs. Troy St.	Aug. 30, 1997
18	Mercer vs. South Carolina St.	Ag. 27, 2000
17	Nebraska vs. Ark.-Little Rock	Ag. 27, 2000
17	Notre Dame vs. La Salle	Sept. 4, 1993
16	Navy vs. Rider	Oct. 22, 2000
16	Nebraska vs. Colorado	Ag. 13, 1996
16	UCF vs. Alabama	Sept. 27, 1986
15	North Carolina vs. South Carolina	Sept. 8, 2000
15	Centenary (La.) vs. Louisiana Col.	Oct. 27, 1999
15	Clemson vs. Alabama	Sept. 1, 1998
15	Northwestern St. vs. Louisiana Col.	Sept. 1, 1998
15	Mississippi vs. Northwestern St.	Nov. 1, 1996
15	George Mason vs. East Caro.	Sept. 4, 1994

SAVES

No.	Team vs. Opponent	Date
39	Radford vs. North Carolina	Oct. 21, 1982
34	Columbia-Barnard vs. Cornell	1991
33	Robert Morris vs. West Va. Wesleyan	Oct. 13, 1992
33	Xavier vs. Miami (Ohio)	Nov. 3, 1984
33	Providence	1983
31	Buffalo vs. Michigan	Sept. 17, 1995
31	UC Irvine vs. Washington St.	1993
31	Canisius vs. Buffalo	Sept. 27, 1984
30	Stony Brook vs. Boston College	Oct. 9, 1992
29	Marist vs. Lehigh	Sept. 8, 1999
29	Kent St. vs. Wis.-Green Bay	Nov. 1, 1997
29	Arkansas vs. Florida	Nov. 10, 1996
29	Robert Morris vs. Liberty	Oct. 26, 1994
29	Maine vs. Dartmouth	Sept. 25, 1994
29	Dartmouth vs. Plymouth St.	Oct. 1, 1982

Season

SCORING AVERAGE

Team	Year	Games	No.	Avg.
Cincinnati	1982	16	96	6.00
Notre Dame	1997	25	135	5.40
Notre Dame	1996	26	140	5.38
North Carolina	1982	21	112	5.33
North Carolina	1992	25	132	5.28
North Carolina	1984	25	120	4.80
North Carolina	1983	20	95	4.75
North Carolina	1985	21	98	4.61
North Carolina	1986	25	113	4.52
Santa Clara	1999	24	108	4.50
Notre Dame	1993	22	97	4.47
UTEP	2002	19	84	4.42
Connecticut	1996	25	109	4.36
Nebraska	1999	25	108	4.32
North Carolina St.	1984	16	68	4.25
North Carolina	1994	27	114	4.22
North Carolina	1991	24	101	4.21
Monmouth	1995	20	84	4.20
North Carolina	1996	26	109	4.19
North Carolina	2003	27	113	4.19

GOALS

Team	Year	Games	Goals
Notre Dame	1996	26	140
Notre Dame	1997	25	135
North Carolina	1992	25	132
North Carolina	1984	25	120
North Carolina	1997	28	117
North Carolina	1994	27	114
North Carolina	2003	27	113

Team	Year	Games	Goals
North Carolina	1986	25	113
North Carolina	1982	21	112
Connecticut	1996	25	109
North Carolina	1996	26	109
Nebraska	1999	25	108
Santa Clara	1999	24	108
North Carolina	1995	26	108
Notre Dame	1994	25	104
North Carolina	1991	24	101
Notre Dame	1998	25	99
North Carolina	1989	25	99
North Carolina	1998	26	98
Florida	1996	25	98
Southern Methodist	1995	25	98
North Carolina	1985	21	98

GOALS-AGAINST AVERAGE

(Min. 1,200 Minutes)

Team	Year	GA	Min.	GAA
North Carolina	1987	2	2,190	0.082
Santa Clara	1998	4	2,204	0.163
Stanford	2002	4	2,101	0.171
North Carolina	1995	6	2,370	0.228
North Carolina	1984	6	2,220	0.243
North Carolina	1998	7	2,438	0.258
North Carolina	1997	8	2,502	0.288
Santa Clara	1990	7	1,830	0.344
North Carolina	1989	9	2,280	0.355
Notre Dame	1997	9	2,231.3	0.363
Navy	2002	8	1,960	0.367
North Carolina	1991	9	2,160	0.375
North Carolina	1982	8	1,890	0.381
Notre Dame	2000	10	2,305.5	0.390
North Carolina	1986	10	2,280	0.395
North Carolina	1988	9	2,010	0.403
North Carolina	2003	11	2,448	0.404
Penn St.	2000	11	2,452.6	0.404
Portland	2000	9	2,002.3	0.405
UCLA	2000	10	2,212.8	0.407

SAVES PER GAME

Team	Year	Games	No.	Avg.
Robert Morris	1992	13	280	21.54
Fordham	1993	16	321	20.06
Tennessee Tech	1997	16	314	19.63
Arkansas	1994	20	383	19.15
Robert Morris	1993	18	343	19.06
Robert Morris	1994	16	302	18.88
Troy St.	1997	18	286	15.88
Stony Brook	1992	20	313	15.65
Pacific	1993	19	296	15.58
Marist	1995	17	261	15.35
Pennsylvania	1991	15	230	15.33
Arkansas	1995	19	291	15.32
Fordham	1994	20	296	14.80
Columbia-Barnard	1991	15	220	14.67
Arkansas	1993	20	292	14.60
Dartmouth	1982	14	202	14.43
Maine	1994	16	233	14.38
Tennessee Tech	1996	11	157	14.27
Valparaiso	1993	18	249	13.83
Long Island	1997	18	247	13.72

SAVES

Team	Year	Games	No.
Arkansas	1994	20	383
Robert Morris	1993	18	343
Fordham	1993	16	321
Tennessee Tech	1997	16	314
Stony Brook	1992	20	313
Robert Morris	1994	16	302
Fordham	1994	20	296
Pacific	1993	19	296
Arkansas	1993	20	292
Arkansas	1995	19	291
Troy St.	1997	18	286
Robert Morris	1992	13	280
Valparaiso	1997	21	264
Marist	1995	17	261
Monmouth	1986	22	250
Valparaiso	1993	18	249
Long Island	1997	18	247
Chattanooga	1996	18	247
Kent St.	1997	19	233
Maine	1994	16	233



Photo: Sports Information

Ashley Mason, Utah, was the 2003 annual champion in Goals-Against Average, with only 4 goals scored on her in 16 games.

SHUTOUT PERCENTAGE
(Min. 12 Shutouts)

Team	Year	Games	No.	Pct.
North Carolina	1987	24	22	.917
Santa Clara	1998	24	21	.875
Stanford	2002	23	19	.826
Brown	1984	15	12	.800
North Carolina	1997	28	22	.786
North Carolina	1998	26	20	.769
North Carolina	1995	26	20	.769
Colorado Col.	1986	21	16	.762
North Carolina	1982	21	16	.762
North Carolina	1984	25	19	.760
North Carolina	1989	25	19	.760
Monmouth	1995	20	15	.750
North Carolina St.	1988	24	18	.750
Santa Clara	1990	20	15	.750
Wisconsin	1991	20	15	.750
North Carolina	1994	27	20	.741
William & Mary	1986	19	14	.737
Princeton	2000	18	13	.722
Southeast Mo. St.	2001	18	13	.722
Notre Dame	1995	25	18	.720
Notre Dame	1997	25	18	.720

SHUTOUTS

Team	Year	Games	Shutouts
North Carolina	1997	24	22
North Carolina	1987	28	22
Santa Clara	1998	24	21
North Carolina	1998	26	20
North Carolina	1995	26	20
North Carolina	1994	27	20
North Carolina	2003	27	19
Stanford	2002	23	19
North Carolina	1989	25	19
North Carolina	1984	25	19
North Carolina	1999	26	18
Notre Dame	1997	25	18
Notre Dame	1995	25	18
North Carolina St.	1988	24	18
Penn St.	2000	26	17
North Carolina	1996	25	17
North Carolina	1986	26	17
Portland	2002	26	16
Nebraska	2000	24	16
Notre Dame	2000	25	16
Santa Clara	1999	24	16
Notre Dame	1998	26	16
Notre Dame	1996	25	16
Portland	1995	23	16
Colorado Col.	1986	21	16
North Carolina	1982	21	16

Miscellaneous

CONSECUTIVE WINS

No.	Team	From	To
92	North Carolina	Oct. 12, 1990	Sept. 30, 1994
46	North Carolina	Sept. 21, 1997	Dec. 4, 1998
36	North Carolina	1983	1984
36	North Carolina	1986	1987
35	North Carolina	1994	1995
27	North Carolina	Aug. 29, 2003	present
26	Florida	Oct. 13, 1998	Oct. 3, 1999
25	Notre Dame	Oct. 19, 1995	Oct. 11, 1996
24	North Carolina	Sept. 26, 1999	Sept. 10, 2000
23	Santa Clara	Aug. 27, 1999	Dec. 3, 1999
23	North Carolina	1996	1997
23	Nebraska	Aug. 30, 1996	Dec. 1, 1996
22	Fairfield	Sept. 18, 1998	Nov. 8, 1998
22	North Carolina	1988	1989
20	Southern Methodist	Sept. 15, 1995	Nov. 25, 1995

CONSECUTIVE GAMES WITHOUT A LOSS

No.	Team	From	To
103	North Carolina	Sept. 30, 1986	Sept. 17, 1990
101	North Carolina	Sept. 23, 1990	Oct. 16, 1994
70	North Carolina	Oct. 4, 1996	Dec. 4, 1998
56	North Carolina	1983	1985
35	North Carolina	1994	Nov. 26, 1995
32	Nebraska	Sept. 24, 1999	Oct. 13, 2000
27	North Carolina	Aug. 29, 2003	present
26	Florida	Oct. 13, 1998	Oct. 3, 1999
25	Notre Dame	Oct. 19, 1995	Oct. 11, 1996
24	Notre Dame	Aug. 29, 1997	Nov. 29, 1997
24	Notre Dame	Sept. 3, 1994	Nov. 20, 1994
24	Southern Methodist	Sept. 10, 1995	Nov. 25, 1995
23	Santa Clara	Aug. 27, 1999	Dec. 3, 1999
23	Santa Clara	Sept. 1, 1998	Dec. 4, 1998
23	Nebraska	Aug. 30, 1996	Dec. 1, 1996

CONSECUTIVE HOME WINS

No.	Team	From	To
84	North Carolina	Sept. 6, 1986	Sept. 18, 1994
40	North Carolina	Sept. 5, 1981	Nov. 18, 1984
32	Santa Clara	Nov. 6, 1997	Sept. 4, 2000
29	North Carolina	1996	Sept. 10, 1999
29	Notre Dame	Sept. 5, 1999	Sept. 7, 2001
28	Notre Dame	Oct. 7, 1992	Oct. 6, 1995
27	Nebraska	Oct. 20, 1995	Sept. 4, 1998
27	North Carolina	1982	Nov. 18, 1984
25	Connecticut	1981	1984
23	Portland	Sept. 2, 1995	Sept. 7, 1997
22	Notre Dame	Oct. 8, 1995	Sept. 19, 1997
21	Brigham Young	Aug. 31, 1996	Oct. 24, 1997
21	Connecticut	1994	1995
20	Santa Clara	Oct. 22, 1989	Aug. 29, 1991
19	Colorado Col.	1991	1993

CONSECUTIVE HOME GAMES WITHOUT A LOSS

No.	Team	From	To
84	North Carolina	Sept. 6, 1986	Sept. 18, 1994
40	North Carolina	Sept. 5, 1981	Nov. 18, 1984
32	Santa Clara	Nov. 6, 1997	Sept. 4, 2000
29	North Carolina	1996	Sept. 10, 1999
29	Notre Dame	Sept. 5, 1999	Sept. 7, 2001
28	Notre Dame	Oct. 7, 1992	Oct. 6, 1995
27	Nebraska	Oct. 20, 1995	Sept. 4, 1998
27	North Carolina	1982	Nov. 18, 1984
25	Connecticut	1981	1984
23	Portland	Sept. 2, 1995	Sept. 7, 1997
22	Notre Dame	Oct. 8, 1995	Sept. 19, 1997
21	Brigham Young	Aug. 31, 1996	Oct. 24, 1997
21	Connecticut	1994	1995
20	Santa Clara	Oct. 22, 1989	Aug. 29, 1991
19	Colorado Col.	1991	1993

CONSECUTIVE CONFERENCE WINS
(Includes conference tournaments)

No.	Team (Conference)	From	To
55	North Carolina (Atlantic Coast)	Oct. 23, 1994	Sept. 1, 2000
50	Florida (Southeastern)	Sept. 26, 1997	Oct. 14, 2001
36	Notre Dame (Big East)	Oct. 19, 1995	Oct. 16, 1998
34	North Carolina (Atlantic Coast)	1988	Sept. 21, 1994
33	Notre Dame (Big East)	Oct. 25, 1998	Sept. 30, 2001
29	Fairfield (Metro Atlantic)	Oct. 22, 1996	Oct. 13, 1999
26	Central Conn. St. (Northeast)	Sept. 6, 1997	Oct. 24, 1999

No.	Team (Conference)	From	To
24	Noire Dame (Big East).....	Sept. 10, 1991	Oct. 6, 1995
23	Furman (Southern).....	Aug. 27, 1999	Nov. 4, 2000
22	Colgate (Patriot).....	Oct. 7, 1995	Nov. 9, 1997
21	Nebraska (Big 12).....	Nov. 6, 1998	Oct. 13, 2000
20	Monmouth (Northeast).....	Sept. 9, 1995	Oct. 19, 1997
19	Santa Clara (West Coast).....	Oct. 31, 1997	Oct. 14, 2000
17	Furman (Southern).....	Sept. 27, 2002	Oct. 2, 2003
16	Eastern Ill. (Ohio Valley).....	Sept. 6, 1998	Oct. 29, 2000

CONSECUTIVE CONFERENCE GAMES WITHOUT A LOSS
(Includes conference tournaments)

No.	Team (Conference)	From	To
55	North Carolina (Atlantic Coast).....	Oct. 23, 1994	Sept. 1, 2000
50	Florida (Southeastern).....	Sept. 26, 1997	Oct. 14, 2001
41	North Carolina (Atlantic Coast).....	Oct. 30, 1987	Sept. 21, 1994
38	Fairfield (Metro Atlantic).....	Oct. 16, 1996	Oct. 1, 2000
37	Noire Dame (Atlantic Coast).....	Oct. 19, 1995	Oct. 16, 1998
29	Portland (West Coast).....	Oct. 12, 1993	Nov. 2, 1997
27	Marquette (Conference USA).....	Oct. 17, 1999	Oct. 14, 2001
26	Furman (Southern).....	Sept. 27, 2002	Nov. 7, 2003
26	Central Conn. St. (Northeast).....	Sept. 6, 1997	Oct. 24, 1999
24	Noire Dame (Big East).....	Sept. 10, 1991	Oct. 6, 1995
23	Denver (Sun Belt).....	Sept. 28, 2001	Oct. 10, 2003
23	Furman (Southern).....	Aug. 27, 1999	Nov. 4, 2000
22	Penn St. (Big Ten).....	Sept. 22, 2000	Oct. 26, 2001
22	Colgate (Patriot).....	Oct. 7, 1995	Nov. 9, 1997
22	Harvard (Ivy).....	Sept. 1, 1994	Sept. 28, 1997
22	Hartford (America East).....	Sept. 7, 1991	Oct. 24, 1995

CONSECUTIVE SHUTOUTS

No.	Team	From	To
16	Santa Clara.....	Sept. 24, 1998	Nov. 28, 1998
13	North Carolina.....	Sept. 24, 1989	Oct. 28, 1989
12	North Carolina.....	Sept. 6, 1987	Oct. 12, 1987
12	North Carolina St.	1984	1984
10	Holy Cross.....	Sept. 28, 1999	Oct. 31, 1999
10	Brown.....	1984	1984
10	North Carolina.....	1986	1986
9	Denver.....	Oct. 11, 2002	Nov. 15, 2002
9	Denver.....	Sept. 28, 2001	Oct. 21, 2001
9	Connecticut.....	1995	1995
9	Massachusetts.....	Oct. 11, 1982	Oct. 31, 1982
9	Monmouth.....	Sept. 22, 1996	Oct. 20, 1996
9	Nebraska.....	Sept. 18, 1997	Oct. 26, 1997
9	Army.....	1993	1993
9	North Carolina.....	1987	1987
9	North Carolina.....	1984	1984
9	Wisconsin.....	1985	1985

SEASON WINS

No.	Team	Year
27	North Carolina.....	2003
27	North Carolina.....	1997
26	Florida.....	1998
25	North Carolina.....	1998
25	North Carolina.....	1992
25	North Carolina.....	1994
25	North Carolina.....	1995
25	North Carolina.....	1996
24	North Carolina.....	2001
24	North Carolina.....	1999
24	North Carolina.....	1984
24	North Carolina.....	1986
24	North Carolina.....	1989
24	North Carolina.....	1991
24	Noire Dame.....	1996
23	Noire Dame.....	2000
23	Santa Clara.....	1999
23	Connecticut.....	1997
23	Nebraska.....	1996
23	North Carolina.....	1987
23	Noire Dame.....	1994
23	Noire Dame.....	1997
23	Southern Methodist.....	1995
23	Santa Clara.....	2001

CONSECUTIVE WINNING SEASONS

No.	Team	From	To
22	Connecticut.....	1982	present
22	North Carolina.....	1982	present
22	William & Mary.....	1982	present
20	Santa Clara.....	1984	present
19	Virginia.....	1985	present
18	Portland.....	1986	present

No.	Team	From	To
16	Massachusetts.....	1982	1997
16	Noire Dame.....	1988	present
16	Stanford.....	1988	present
15	Xavier.....	1989	present
13	North Carolina St.	1984	1996
13	Southern Methodist.....	1986	1997
12	Colorado Col.	1982	1993
11	UC Santa Barb.	1983	1993
10	Brown.....	1982	1991

MOST IMPROVED WON-LOSS RECORD
(Ties not counted)

Team (Coach)	Year	W-L-T	Previous	Games Improved
South Ala. (Mark Francis)	1997	18-3-1	2-17-0	15
Hartford (Mark Krikorian)	1997	19-2-1	4-14-0	13.5
Portland St. (Tara Erickson)	2002	13-5-4	1-15-2	11
UTEP (Kevin Cross)	2002	16-3-0	3-11-2	10.5
Southern Methodist (Alan Kirkup)	1995	23-1-1	10-9-1	10.5
LSU (George Fotopoulos)	2000	15-6-0	4-15-1	10
Nebraska (John Walker)	1996	23-1-0	10-8-0	10
Rhode Island (Shelley Addison-Smith)	1998	12-7-1	2-16-0	9.5
Roadford (Ben Shorabi)	1997	16-4-0	5-12-2	9.5
Brown (Phil Pincine)	2000	13-4-0	3-12-2	9
Brigham Young (Jennifer Rockwood)	1996	22-1-0	11-8-1	9
Maryland (April Heinrichs)	1995	18-6-0	7-10-3	9
Miami (Ohio) (Bobby Kramig)	1999	17-3-1	5-8-3	8.5
Southwest Mo. St. (Rob Brewer)	1999	14-7-1	4-14-1	8.5
Illinois St. (Pete Kowall)	1998	12-5-1	4-14-1	8.5
Kent (Colleen Marcum)	1998	13-7-1	3-14-2	8.5
Northwestern St. (Pete Watkins)	1998	9-8-2	0-16-3	8.5
Creighton (Ray Leone)	1993	14-3-2	6-12-0	8.5
Fla. Atlantic (Kos Donev)	1992	11-3-0	1-10-0	8.5
St. Louis (Tim Champion)	1999	14-3-3	7-12-1	8
Vanderbilt (Ken McDonald)	1990	15-2-0	6-9-0	8
Southern California (Karen Stanley)	1994	10-7-3	2-15-2	8

Annual Champions

SCORING OFFENSE

Season	Team	G	GOALS	Avg.
1998	Noire Dame.....	25	99	3.96
1999	Santa Clara.....	24	108	4.50
2000	North Carolina.....	24	97	4.04
2001	Santa Clara.....	25	80	3.20
2002	UTEP.....	19	84	4.42
2003	North Carolina.....	27	113	4.19

GOALS-AGAINST AVERAGE

Season	Player, Team	G	Min.	GA	GAA
1998	Santa Clara.....	24	2,204	4	0.163
1999	Santa Clara.....	24	2,160	10	0.417
2000	Noire Dame.....	25	2,305.5	10	0.390
2001	Southeast Mo. St.	18	1,623	8	0.444
2002	Stanford.....	23	2,101	4	0.171
2003	North Carolina.....	27	2,448	11	0.404

SHUTOUT PERCENTAGE

Season	Team	G	SO	Avg.
1998	Santa Clara.....	24	21	0.875
1999	North Carolina.....	26	18	0.692
2000	Princeton.....	18	13	0.722
2001	Southeast Mo. St.	18	13	0.722
2002	Stanford.....	23	18	0.783
2003	North Carolina.....	27	19	0.704

WINNING PERCENTAGE

Season	Player, Team	W	L	T	Pct.
1998	Florida.....	26	1	0	.963
1999	Santa Clara.....	23	1	0	.958
2000	Noire Dame.....	23	1	1	.940
2001	North Carolina.....	24	1	0	.960
2002	Stanford.....	21	2	0	.913
2003	North Carolina.....	27	0	0	1.000

MOST IMPROVED WON-LOSS RECORD

Season	Team	W-L-T	Pvs.	Games Improved
1998	Rhode Island	12-7-1	2-16-0	9.5
1999	Miami (Ohio)	17-3-1	5-8-3	8.5
	Southwest Mo. St.	14-7-1	4-14-1	8.5
2000	LSU	15-6-0	4-15-1	10.0
2001	Campbell	13-6-0	4-12-1	7.5
2002	Portland St.	13-5-4	1-15-2	11.0
2003	Florida	19-4-2	10-10-2	7.5

2003 Most Improved Teams

School (Coach)	2002	2003	\$Games Improved
Florida (Becky Burleigh)	10-10-2	19-4-2	7.5
Illinois (Janet Rayfield)	9-11-1	16-4-2	7.0
Appalachian St. (Ben Popoola)	6-12-1	12-5-3	6.5
UNC Greensboro (Eddie Radwanski)	7-12-2	15-7-2	6.5
Notre Dame (Randy Waldrum)	13-8-0	20-3-1	6.0
Oakland (Nick O'Shea)	10-12-1	15-5-1	6.0
Rice (Chris Huston)	4-13-2	11-8-1	6.0
Stephen F. Austin (Nicole Nelsen)	7-9-4	15-5-2	6.0
TCU (Dave Rubinson)	2-13-5	9-8-2	6.0
East Tenn. St. (Heather Henson)	6-11-1	12-6-0	5.5

School (Coach)	2002	2003	\$Games Improved
Kent St. (Rob Marinaro)	6-10-2	12-5-3	5.5
Maine (Scott Atherly)	7-8-1	13-3-3	5.5
Gonzaga (Shannon Stiles)	6-13-0	11-8-0	5.0
IPFW (Terry Stefankiewicz)	3-11-3	9-7-3	5.0
Northern Iowa (Linda Whitehead)	5-13-1	10-8-1	5.0
Ohio St. (Lori Walker)	10-11-1	13-4-3	5.0
Oregon (Bill Steffer)	2-14-2	9-11-0	5.0
Troy St. (John Garvilla)	4-14-1	9-9-0	5.0
Wyoming (Anne Moore)	4-13-2	10-9-0	5.0
Boston College (Alison Foley)	11-8-1	15-3-3	4.5
Boston U. (Nancy Feldman)	7-10-2	12-6-5	4.5
Brown (Phil Pincince)	6-9-2	10-4-2	4.5
Cal Poly (Alex Crozier)	14-7-0	18-2-2	4.5
Colorado (Bill Hempen)	10-8-2	15-4-1	4.5
Lehigh (Manny Oudin)	4-13-1	9-9-1	4.5
Mercer (Jodie Smith)	1-16-2	5-11-3	4.5
Middle Tenn. (Aston Rhoden)	8-12-1	12-7-2	4.5
Rider (Kevin Long)	8-13-0	11-7-2	4.5
St. Joseph's (Jess Reynolds)	4-12-1	9-8-1	4.5
Stetson (Julie Orlovski)	6-11-0	11-7-3	4.5
Syracuse (April Kater)	3-11-3	9-8-1	4.5
Western Mich. (Mike Haines)	7-10-1	13-7-1	4.5

\$To determine games improved, add the difference in victories between the two seasons to the difference in losses, then divide by two; ties not counted. Includes postseason.

Final Coaches' Polls

NOTE: Poll conducted by the Intercollegiate Soccer Coaches Association of America (ISAA) from 1982-95. The National Soccer Coaches Association of America assumed responsibility in 1996.

1982

1. North Carolina
2. UCF
3. Connecticut
4. Mo.-St. Louis
5. Massachusetts
6. Brown
7. Princeton
8. Harvard
9. George Mason
10. Boston College
11. Cortland St.
12. California
13. Rochester
14. Wisconsin
15. Virginia
16. Springfield
17. Colorado Col.
18. Hartwick
- T19. Carleton
- T19. Cincinnati

1983

1. Connecticut
2. North Carolina
3. Massachusetts
4. Cortland St.
5. California
6. George Mason
7. Mo.-St. Louis
8. Boston College
9. Colorado Col.
10. Cincinnati
11. Brown
12. Texas A&M
13. UCF
14. Keene St.
15. UC Santa Barb.
16. Harvard
17. Sonoma St.
18. Princeton
19. Radford
20. William & Mary

1984

1. North Carolina
2. Brown
3. George Mason
4. Massachusetts
5. Harvard
6. Connecticut
7. UCF
8. California
9. Colorado Col.
10. Vermont
11. William & Mary
12. Cortland St.
13. Boston College
14. UC Santa Barb.
15. Wisconsin
16. Mo.-St. Louis
17. Ithaca
- T18. North Carolina St.
- T18. Cornell

1985

1. George Mason
2. North Carolina
3. Massachusetts
4. Colorado Col.
5. Cortland St.
6. Wisconsin
7. Boston College
8. UC Santa Barb.
9. William & Mary
10. Brown
11. North Carolina St.
12. Cal St. Hayward
13. Connecticut
14. Radford
15. Adelphi
16. Mo.-St. Louis
17. Rutgers
18. California
19. Southern N.H.
20. Princeton

1986

1. North Carolina
2. Massachusetts
3. George Mason
4. Colorado Col.
5. California
6. William & Mary
7. Brown
8. UCF
9. UC Santa Barb.
10. Connecticut
- T11. Cal St. Hayward
- T11. North Carolina St.
13. Cincinnati
14. Boston College
15. Cal St. Dom. Hills
16. Wisconsin
17. Harvard
18. Cornell
19. Virginia
20. Northern Colo.

1987

1. North Carolina
2. Massachusetts
3. California
4. North Carolina St.
5. Colorado Col.
6. Connecticut
7. UCF
8. William & Mary
9. Barry
10. UC Santa Barb.
11. Virginia
12. Rutgers
13. Wisconsin
14. Cornell
15. George Mason
16. Santa Clara
17. Cal St. Dom. Hills
18. Brown

1988

1. North Carolina
2. North Carolina St.
3. Colorado Col.
4. Massachusetts
5. William & Mary
6. Connecticut
7. California

8. Wisconsin
9. Virginia
10. George Mason
11. UCF
12. UC Santa Barb.
13. Brown
14. St. Mary's (Cal.)
15. New Hampshire
16. Cincinnati
17. Stanford
- T18. Monmouth
- T18. Boston College
20. Santa Clara

1989

1. North Carolina
2. Colorado Col.
3. William & Mary
4. Santa Clara
5. Connecticut
6. North Carolina St.
7. Virginia
8. UC Santa Barb.
9. Massachusetts
10. Hartford
11. Wisconsin
12. George Mason
13. California
14. UCF
15. Brown
16. St. Mary's (Cal.)
17. Southern Methodist
18. Cincinnati
19. Stanford
20. Princeton

1990

1. Santa Clara
2. North Carolina
3. Virginia
- T4. UC Santa Barb.
- T4. Wisconsin
6. Colorado Col.
7. Stanford
8. Connecticut
9. William & Mary
10. North Carolina St.
11. Southern Methodist
12. Hartford
13. Massachusetts

14. Duke
15. Portland
16. Rutgers
17. Brown
18. California
19. Cornell
20. UCF

1991

1. North Carolina
2. Colorado Col.
3. Virginia
4. Wisconsin
5. Stanford
6. North Carolina St.
7. Hartford
8. Connecticut
9. Santa Clara
10. Massachusetts
11. UCF
12. UC Santa Barb.
13. William & Mary
14. Southern Methodist
15. Portland
16. Notre Dame
17. New Hampshire
18. Cornell
- T19. Florida Int'l
- T19. Rutgers

1992

1. North Carolina
2. Hartford
3. Portland
4. Stanford
5. Virginia
6. Santa Clara
7. Duke
8. Connecticut
9. William & Mary
10. Massachusetts
11. Southern Methodist
12. North Carolina St.
13. Rutgers
14. UC Santa Barb.
15. Notre Dame
16. UCF
17. Colorado Col.
18. Yale
19. James Madison

1993

1. North Carolina
2. Stanford
3. Notre Dame
4. Santa Clara
5. Massachusetts
6. William & Mary
7. Portland
8. Duke
9. Wisconsin
10. George Mason
11. Connecticut
12. Southern Methodist
13. California
14. Dartmouth
15. Florida Int'l
16. UC Santa Barb.
17. Hartford
18. Tulsa
19. Virginia
20. Washington

1994

1. Notre Dame
2. North Carolina
3. Stanford
4. Duke
5. William & Mary
6. Connecticut
7. Portland
8. Hartford
9. Santa Clara
10. Virginia
11. Wisconsin
12. Brown
13. Clemson
14. Dartmouth
15. Oregon St.
16. George Mason
17. Massachusetts
18. Washington
19. Vanderbilt
- T20. George Washington
- T20. Washington St.

1995

1. North Carolina
2. Portland

3. Southern Methodist
4. Connecticut
5. Notre Dame
6. Maryland
- T7. Duke
- T7. Santa Clara
9. Stanford
10. Virginia
11. Hartford
12. North Carolina St.
13. Texas A&M
14. William & Mary
15. Massachusetts
16. Clemson
17. Minnesota
18. Wisconsin
19. San Diego
20. Vanderbilt
21. Cal Poly
22. Kentucky
23. Penn St.
24. UCLA
25. James Madison

1996

1. North Carolina
2. Notre Dame
3. Santa Clara
4. Portland
5. Connecticut
6. Nebraska
7. Maryland
8. Florida
9. Wisconsin
10. Penn St.
11. Texas A&M
12. Massachusetts
13. Harvard
14. James Madison
15. San Diego

16. Duke
17. Vanderbilt
18. Clemson
19. Virginia
20. Wake Forest
21. UNC Greensboro
22. George Mason
23. Dartmouth
24. Kentucky
25. California

1997

1. North Carolina
2. Connecticut
3. Notre Dame
4. Santa Clara
5. William & Mary
6. Harvard
7. Nebraska
8. UCLA
9. Hartford
10. Clemson
11. Portland
12. Texas A&M
13. Minnesota
14. Florida
15. Virginia
16. Southern Methodist
17. George Mason
18. Michigan
19. Maryland
20. Duke
21. UNC Greensboro
- T22. Brigham Young
- T22. Massachusetts
24. Penn St.
25. Vanderbilt

1998

1. Florida
2. North Carolina

3. Santa Clara
4. Portland
5. Notre Dame
6. Connecticut
7. Penn St.
8. Dartmouth
9. William & Mary
10. Nebraska
11. Clemson
12. San Diego St.
13. Brigham Young
14. Northwestern
15. Hartford
16. Georgia
17. Vanderbilt
18. Baylor
19. Michigan
20. Virginia
21. UCLA
22. Southern California
23. Harvard
24. Wake Forest
25. James Madison

1999

1. North Carolina
2. Notre Dame
3. Santa Clara
4. Penn St.
5. Nebraska
6. Clemson
- T7. Hartford
- T7. Stanford
9. Connecticut
10. Florida
11. Texas A&M
12. Wake Forest
13. William & Mary
14. UCLA
15. Southern Methodist

16. Virginia
- T17. Harvard
- T17. Southern California
19. Kentucky
20. Brigham Young
21. Michigan
22. Duke
23. Maryland
24. San Diego
25. James Madison

2000

1. North Carolina
2. UCLA
3. Notre Dame
4. Portland
5. Clemson
6. Penn St.
7. Santa Clara
8. Connecticut
9. Nebraska
10. Brigham Young
11. Washington
12. Texas A&M
13. Virginia
14. Florida St.
15. California
16. Dartmouth
17. Duke
18. Harvard
19. Florida
20. Stanford
21. Southern California
22. Hartford
23. Wake Forest
24. Marquette
25. Michigan

2001

1. Santa Clara
2. North Carolina

3. Portland
4. Florida
5. UCLA
6. Penn St.
7. Texas A&M
8. Virginia
9. Stanford
10. Connecticut
11. Clemson
12. Nebraska
13. Dartmouth
14. Rutgers
15. Cincinnati
16. Dayton
- T17. Notre Dame
- T17. St. Mary's (Cal.)
19. Washington
20. Florida St.
21. Southern Methodist
22. Pepperdine
23. Princeton
24. Michigan
25. California

2002

1. Portland
2. Santa Clara
3. North Carolina
4. Penn St.
5. Stanford
6. Texas A&M
7. UCLA
8. Connecticut
9. Pepperdine
10. Tennessee
11. Michigan
12. West Virginia
13. Nebraska
14. Texas
15. Notre Dame

16. Richmond
17. Virginia
18. California
19. Florida St.
20. Southern Methodist
21. Purdue
22. Southern California
23. Brigham Young
24. Maryland
- T25. Charlotte
- T25. Clemson

2003

1. North Carolina
2. Connecticut
3. UCLA
4. Florida St.
5. Santa Clara
6. Penn St.
7. Portland
8. Florida
9. Notre Dame
10. West Virginia
11. Texas A&M
12. Tennessee
13. Kansas
14. Brigham Young
15. Villanova
16. Michigan
17. Virginia
18. Illinois
19. Duke
20. Pepperdine
21. Colorado
22. Arizona St.
23. Nebraska
24. Utah
25. Boston College

Final Soccer America Polls

1994

1. Notre Dame
2. North Carolina
3. William & Mary
4. Stanford
5. Duke
6. Connecticut
7. Hartford
8. Portland
9. Santa Clara
10. George Mason
11. Massachusetts
12. Wisconsin
13. Washington
14. Virginia
15. Clemson
16. Brown
17. Dartmouth
18. Oregon St.
19. Washington St.
20. Vanderbilt

1995

1. North Carolina
2. Portland
3. Southern Methodist
4. Notre Dame
5. Connecticut
6. Duke
7. Santa Clara
8. Stanford
9. Maryland
10. Texas A&M
11. Virginia
12. North Carolina St.
13. Hartford
14. William & Mary
15. Clemson
16. Massachusetts

17. James Madison
18. Kentucky
19. San Diego
20. Minnesota

1996

1. Notre Dame
2. North Carolina
3. Portland
4. Connecticut
5. Nebraska
6. Texas A&M
7. Harvard
8. Santa Clara
9. Florida
10. Virginia
11. Clemson
12. William & Mary
13. Maryland
14. Wisconsin
15. UNC Greensboro
16. George Mason
17. Indiana
18. Wake Forest
19. California
20. Duke

1997

1. North Carolina
2. Notre Dame
3. Santa Clara
4. Texas A&M
5. Connecticut
6. Nebraska
7. Florida
8. Portland
9. William & Mary
10. Clemson
11. Hartford
12. Virginia

13. Maryland
14. Duke
15. Southern Methodist
16. UCLA
17. Minnesota
18. Michigan
19. Harvard
20. Georgia

1998

1. North Carolina
2. Santa Clara
3. Florida
4. Notre Dame
5. Portland
6. Connecticut
7. Dartmouth
8. Hartford
9. Penn St.
10. San Diego St.
11. Clemson
12. Virginia
13. Brigham Young
14. Michigan
15. Nebraska
16. William & Mary
17. Vanderbilt
18. UCLA
19. Wake Forest
20. Baylor

1999

1. Santa Clara
2. North Carolina
3. Florida
4. Nebraska
5. Notre Dame
6. Harvard
7. William & Mary
8. Connecticut

9. Clemson
10. Penn St.
11. Wake Forest
12. Stanford
13. Southern California
14. Kentucky
15. Virginia
16. UCLA
17. Michigan
18. Texas A&M
19. Southern Methodist
20. Fresno St.

2000

1. Notre Dame
2. Penn St.
3. Nebraska
4. California
5. Washington
6. UCLA
7. Clemson
8. North Carolina
9. Brigham Young
10. Portland
11. Stanford
12. Texas A&M
13. Southern California
14. Florida St.
15. Wake Forest
16. Florida
17. Dartmouth
18. Connecticut
19. Washington St.
20. Boston U.

2001

1. North Carolina
2. Santa Clara
3. Portland
4. UCLA

5. Texas A&M
6. Florida
7. Notre Dame
8. Penn St.
9. Stanford
10. Texas
11. Virginia
12. Nebraska
13. St. Mary's (Cal.)
14. West Virginia
15. Clemson
16. Connecticut
17. Washington
18. Florida St.
19. Auburn
20. Illinois

2002

1. Stanford
2. North Carolina
3. UCLA
4. Santa Clara
5. Pepperdine
6. Connecticut
7. Portland
8. West Virginia
9. Texas A&M
10. Nebraska
11. Texas
12. Tennessee
13. Penn St.
14. Clemson
15. Denver
16. Washington St.
17. Brigham Young
18. California
19. Maryland
20. Villanova
21. Duke

22. Cincinnati
23. Charlotte
24. Virginia
25. Arizona St.

2003

1. North Carolina
2. UCLA
3. Santa Clara
4. Portland
5. Notre Dame
6. Florida St.
7. Penn St.
8. Florida
9. West Virginia
10. Virginia
11. Tennessee
12. Duke
13. Boston College
14. Arizona St.
15. Illinois
16. Villanova
17. Clemson
18. Colorado
19. Utah
20. Cal Poly
21. Texas A&M
22. Maryland
23. Connecticut
24. Pepperdine
25. Washington

Final Soccer Buzz Polls

1996

1. North Carolina
2. Notre Dame
3. Portland
4. Santa Clara
5. Nebraska
6. Connecticut
7. Texas A&M
8. Florida
9. Maryland
10. Wisconsin
11. Harvard
12. Clemson
13. Brigham Young
14. Virginia
15. Penn St.
16. James Madison
17. UNC Greensboro
18. Colgate
19. Massachusetts
20. California
21. Wake Forest
22. Dartmouth
23. Evansville
24. Kentucky
25. San Diego

1997

1. North Carolina
2. Notre Dame
3. Connecticut
4. Santa Clara
5. William & Mary
6. Hartford
7. Clemson
8. Harvard

9. UCLA
10. Texas A&M
11. Florida
12. Southern Methodist
13. Portland
14. Virginia
15. Nebraska
16. UNC Greensboro
17. George Mason
18. Minnesota
19. Duke
20. Brigham Young
21. Southern California
22. Maryland
23. Michigan
24. Evansville
25. Massachusetts

1998

1. Florida
2. North Carolina
3. Santa Clara
4. Portland
5. Notre Dame
6. Connecticut
7. Dartmouth
8. Penn St.
9. William & Mary
10. San Diego St.
11. Nebraska
12. Brigham Young
13. Clemson
14. Hartford
15. Northwestern
16. UCLA
17. Virginia

18. Harvard
19. Baylor
20. Vanderbilt
21. Georgia
22. Southern California
23. Michigan
24. Texas A&M
25. Wake Forest

1999

1. North Carolina
2. Santa Clara
3. Notre Dame
4. Penn St.
5. Nebraska
6. Clemson
7. Connecticut
8. Texas A&M
9. Florida
10. Hartford
11. Stanford
12. William & Mary
13. Wake Forest
14. Brigham Young
15. Harvard
16. Kentucky
17. Southern Methodist
18. UCLA
19. Southern California
20. Michigan
21. San Diego
22. Boston College
23. Missouri
24. Marquette
25. Virginia

2000

1. North Carolina
2. Notre Dame
3. UCLA
4. Portland
5. Clemson
6. Washington
7. Penn St.
8. Nebraska
9. Santa Clara
10. Connecticut
11. Brigham Young
12. Florida St.
13. California
14. Texas A&M
15. Virginia
16. Dartmouth
17. Duke
18. Harvard
19. Marquette
20. Stanford
21. Florida
22. Southern California
23. Richmond
24. Wake Forest
25. Michigan

2001

1. Santa Clara
2. North Carolina
3. Portland
4. Florida
5. UCLA
6. Penn St.
7. Texas A&M
8. Virginia

9. Stanford
10. Clemson
11. Nebraska
12. Cincinnati
13. St. Mary's (Cal.)
14. Notre Dame
15. Connecticut
16. Southern Methodist
17. Florida St.
18. Rutgers
19. Princeton
20. Pepperdine
21. Washington
22. Dayton
23. Dartmouth
24. West Virginia
25. Texas

2002

1. Portland
2. Stanford
3. Santa Clara
4. North Carolina
5. Penn St.
6. Connecticut
7. Pepperdine
8. UCLA
9. Texas A&M
10. Tennessee
11. Nebraska
12. West Virginia
13. Michigan
14. Florida St.
15. Virginia
16. Notre Dame
17. Texas

18. Charlotte
19. Maryland
20. Richmond
21. Clemson
22. California
23. Cincinnati
24. Southern Methodist
25. Denver

2003

1. North Carolina
2. UCLA
3. Santa Clara
4. Connecticut
5. Florida St.
6. Portland
7. Penn St.
8. Florida
9. West Virginia
10. Notre Dame
11. Kansas
12. Tennessee
13. Texas A&M
14. Duke
15. Villanova
16. Auburn
17. Arizona St.
18. Virginia
19. Colorado
20. Michigan
21. Illinois
22. Utah
23. Brigham Young
24. Purdue
25. Boston College

Division II Women's Records

Individual Records	216
Team Records	222
Polls	226



Individual Records

Official NCAA Division II women's soccer records began with the 1982 season and are based on information submitted to the NCAA statistics service by institutions participating in the statistics rankings. Career records of players include only those years in which they competed in Division II. Annual champions started in the 1998 season, which was the first year the NCAA compiled weekly leaders. In statistical rankings, the rounding of percentages and/or averages may indicate ties where none exist. In these cases, the numerical order of the rankings is accurate.

Scoring

POINTS

Game

16—Betsy Morgan, Winona St. vs. Bemidji St., Oct. 22, 1997; Liz Jallo, Carson-Newman vs. Converse, Sept. 19, 2002

Season

156—Missy Gregg, Christian Bros., 2001 (22 games)

Career

309—Pauliina Miettinen, Franklin Pierce, 1995-98 (78 games)

POINTS PER GAME

Season

7.09—Missy Gregg, Christian Bros., 2001 (156 in 22 games)

Career (Min. 100 Points)

5.98—Missy Gregg, Christian Bros., 2001-02 (287 in 48 games)

GOALS

Game

7—Liz Jallo, Carson-Newman vs. Converse, Sept. 19, 2002; Missy Gregg, Christian Bros. vs. Millsaps, Aug. 30, 2002

Season

73—Missy Gregg, Christian Bros. (22 games)

Career

135—Missy Gregg, Christian Bros., 2001-02 (48 games)

GOALS PER GAME

Season

3.32—Missy Gregg, Christian Bros., 2001 (73 in 22 games)

Career (Min. 40 Goals)

2.81—Missy Gregg, Christian Bros., 2001-02 (135 in 48 games)

ASSISTS

Game

6—Kerry Limardo, Molloy vs. Concordia (N.Y.), Sept. 29, 1997; Annie Johnson, Lenoir-Rhyne vs. Montreat, Sept. 6, 1995

Season

35—Margaret Saurin, Christian Bros., 2002 (26 games)

Career

65—Pauliina Miettinen, Franklin Pierce, 1995-98 (78 games)

ASSISTS PER GAME

Season

1.44—Anna Rask, Christian Bros., 2001 (26 in 18 games)

Career (Min. 25 Assists)

1.42—Margaret Saurin, Christian Bros., 2001-02 (64 in 47 games)

40 GOALS AND 40 ASSISTS

Career

15 players (most recent: Margaret Saurin, Christian Bros., 2001-02)

Goalkeeping

SAVES

Game

38—Lisa Stebbins, St. Michael's vs. Keene St., Sept. 15, 1985; Lisa Dingley, Ohio Valley vs. Shepherd, Oct. 19, 2002

Season

414—Lisa Dingley, Ohio Valley, 2002 (16 games)

Career

1,022—Heather Ross, Mass.-Lowell, 1995-98 (72 games)

SAVES PER GAME

Season

25.88—Lisa Dingley, Ohio Valley, 2002 (414 in 16 games)

Career

14.19—Heather Ross, Mass.-Lowell, 1995-98 (1,022 in 72 games)

GOALS-AGAINST AVERAGE

Season (Min. 1,200 Minutes)

0.18—Jeanette Smith, Franklin Pierce, 1994 (3 GA in 1,505 min.)

Career (Min. 2,500 Minutes)

0.26—Jeanette Smith, Franklin Pierce, 1992-95 (9 GA in 3,150 min.)

MINUTES PLAYED

7,580—Sue Plante, Merrimack, 1986-89

SOLO SHUTOUTS

Season

17—Mandy Allen, Metro St., 2003 (23 games)

SOLO SHUTOUT PERCENTAGE

(Min. 10 Shutouts)

Season

0.739—Mandy Allen, Metro St., 2003 (17 in 23 games)

Miscellaneous

FASTEST GOAL FROM START OF GAME

:07—Jennifer Prior, Saginaw Valley vs. Rochester College, Sept. 24, 2003

FASTEST CONSECUTIVE GOALS BY SAME TEAM

:06—Francis Marion (Susie Harris and Laurel Kenerson), vs. Lander, Oct. 4, 2000

FASTEST CONSECUTIVE GOALS BY SAME PLAYER

:13—Brooke Morgan, West Fla. vs. Spring Hill, Sept. 6, 1998

FASTEST THREE CONSECUTIVE GOALS BY SAME TEAM

:54—Northern Ky. (Kristen Noakes, Kendra Zinser, Betsy Moore) vs. Ky. Wesleyan, Sept. 14, 2001

FASTEST THREE CONSECUTIVE GOALS BY SAME PLAYER

3:30—Kathy Cote, Merrimack vs. Assumption, Sept. 20, 2000

FASTEST CONSECUTIVE GOALS BY OPPOSING TEAMS

:11—Ashland (Kelly Jacobs), then Sonoma St. (Stacy Barker), Dec. 4, 1998; Cal St. L.A. (Amber Lopez), then Cal St. Bakersfield (Lisa Mellberg), Oct. 25, 2003

CONSECUTIVE GAMES WITH AT LEAST ONE GOAL

21—Missy Gregg, Christian Bros., Sept. 7, 2001 to Oct. 30, 2001

CONSECUTIVE SHUTOUT MINUTES

1,192:00—Nikki Kalavitis, Lynn, Sept. 18, 1997 to Oct. 30, 1997



North Dakota State Sports Information

North Dakota State's Jessica Rodgers had 15 assists in 16 games in 2003, placing her second in the Assists Per Game category.

Game

POINTS

No.	Player, Team vs. Opponent	Date
16	Betsy Morgan, Winona St. vs. Bemidji St.	Oct. 22, 1997
16	Liz Jallo, Carson-Newman vs. Converse	Sept. 19, 2002
14	Missy Gregg, Christian Bros. vs. Millsaps	Aug. 30, 2002
14	Lindsey Natwick, Bemidji St. vs. Wis.-Superior	Oct. 1, 2002
14	Emily Brueggemann, Tex. A&M-Commerce vs. Southwestern Okla.	Oct. 28, 2000
14	Missy Gregg, Christian Bros. vs. Ouachita Baptist	Oct. 26, 2001
13	Laura Hislop, Franklin Pierce vs. Stonehill	Sept. 24, 2003
13	Missy Gregg, Christian Bros. vs. North Ala.	Oct. 17, 2001
13	Rebecca Witters, Minn.-Morris vs. Minn.-Crockett	Oct. 14, 2001
13	Gretchen Dever, Lincoln Memorial vs. Campbellsville	Sept. 9, 2000
13	Natalie Daniel, Lenoir-Rhyne vs. Montreat	Sept. 6, 1995
12	Shoko Mikami, Christian Bros. vs. Ouachita Baptist	Oct. 23, 2003
12	Missy Gregg, Christian Bros. vs. Tenn.-Martin	Sept. 7, 2001
12	Kim Brown, Central Okla. vs. Southwestern Okla.	Oct. 7, 2001
12	Maria Gonzalez, C.W. Post vs. St. Thomas Aquinas	Oct. 14, 2000
12	Rachel Barron, Tusculum vs. Lee	Sept. 27, 2000
12	Melissa Covington, Carson-Newman vs. Anderson (S.C.)	Sept. 12, 2000
12	Renee Vinnedge, Queens (N.C.) vs. Mount Olive	Sept. 23, 1998
12	Ali Culpepper, St. Edward's vs. Texas Lutheran	Sept. 19, 1998
12	Pauliina Miettinen, Franklin Pierce vs. Albany (N.Y.)	Sept. 8, 1998

No.	Player, Team vs. Opponent	Date
12	Ashley Green, Francis Marion vs. Anderson (S.C.)	Spt. 13, 1997
12	Natalie Sanders, Mo.-Rolla vs. Southwest Baptist	Spt. 28, 1996
12	Natalie Daniel, Lenoir-Rhyne vs. Montreat	Sept. 6, 1995
12	Camie Bechtold, Quincy vs. Drury	Spt. 10, 1994
12	Kim Miller, Mo.-St. Louis vs. Southwest Baptist	Oct. 29, 1993
12	Heidi Schuberth, Southern N.H. vs. Lyndon St.	Spt. 13, 1984

GOALS

No.	Player, Team vs. Opponent	Date
7	Liz Jallo, Carson-Newman vs. Converse	Spt. 19, 2002
7	Missy Gregg, Christian Bros. vs. Millsaps	Aug. 30, 2002
6	Lindsey Natwick, Bemidji St. vs. Wis.-Superior	Oct. 1, 2002
6	Missy Gregg, Christian Bros. vs. Ouachita Baptist	Oct. 26, 2001
6	Missy Gregg, Christian Bros. vs. North Ala.	Oct. 17, 2001
6	Missy Gregg, Christian Bros. vs. Tenn.-Martin	Spt. 7, 2001
6	Melissa Covington, Carson-Newman vs. Anderson (S.C.)	Sept. 12, 2000
6	Rachel Barron, Tusculum vs. Lee	Spt. 27, 2000
6	Emily Brueggemann, Tex. A&M-Commerce vs. Southwestern Okla.	Oct. 28, 2000
6	Natalie Daniel, Lenoir-Rhyne vs. Montreat	Sept. 6, 1995
6	Ali Culpepper, St. Edward's vs. Texas Lutheran	Spt. 19, 1998
6	Betsy Morgan, Winona St. vs. Bemidji St.	Oct. 22, 1997
6	Ashley Green, Francis Marion vs. Anderson (S.C.)	Spt. 13, 1997
6	Camie Bechtold, Quincy vs. Drury	Spt. 10, 1994

ASSISTS

No.	Player, Team vs. Opponent	Date
6	Kerry Limardo, Molloy vs. Concordia (N.Y.)	Spt. 29, 1997
6	Amie Johnson, Lenoir-Rhyne vs. Montreat	Spt. 6, 1995
5	Cheryl Meany, Queens (N.Y.) vs. Mercy	Spt. 13, 2003
5	Catherine Clarke, Kennesaw St. vs. Spelman	Spt. 21, 2002
5	Anna Rask, Christian Bros. vs. Ouachita Baptist	Oct. 26, 2001
5	Margaret Saurin, Christian Bros. vs. Freed-Hardeman	Oct. 23, 2001
5	Stacey Jacobs, Winona St. vs. Minn.-Crookston	Oct. 21, 2001
5	Rebecca Witters, Minn.-Morris vs. Minn.-Crookston	Oct. 14, 2001
5	Darlene Dippel, Southern Ind. vs. Oakland City	Sept. 28, 2001
5	Laurie Lamoureux, Merrimack vs. Minn.-Morris	Sept. 1, 2001
5	Tara Vokes, C.W. Post vs. N.J. Inst. of Tech.	Oct. 23, 1999
5	Christina Heck, Angelo St. vs. Southwestern Okla.	Oct. 25, 1998
5	Anita Rapp, Oakland vs. Saginaw Valley	Oct. 25, 1997
5	Jessica Nelson, Minn. Duluth vs. Bemidji St.	Oct. 19, 1997
5	Pauliina Miettinen, Franklin Pierce vs. Mass.-Lowell	Oct. 12, 1996
5	Jessica Bowar, North Dakota St. vs. Bemidji St.	Sept. 8, 1996
5	Anna Wallin, Southern N.H. vs. Assumption	Spt. 21, 1995
5	Deanna Wallace, SIU Edwardsville vs. Mo.-Rolla	Oct. 12, 1987

SAVES

No.	Player, Team vs. Opponent	Date
38	Lisa Stebbins, St. Michael's vs. Keene St.	Spt. 15, 1985
38	Lisa Dingley, Ohio Valley vs. Shepherd	Oct. 19, 2002
37	Antonette Mazzella, Concord vs. West Va. Wesleyan	Oct. 31, 1999
36	Niki Dalka, Bemidji St. vs. Winona St.	Oct. 28, 2001
36	Kim Matus, Le Moyne vs. Stonehill	Oct. 4, 1998
34	Ellen Husarik, Lincoln Memorial vs. Carson-Newman	Sept. 22, 1994
33	Sue Plante, Merrimack vs. Keene St.	Oct. 11, 1996
33	Lisa Dingley, Ohio Valley vs. Concord	Oct. 1, 2002
32	Crystal McDonald, St. Rose vs. Southern N.H.	Oct. 16, 1993
31	Molly Baker, Pace vs. Dominican (N.Y.)	Spt. 20, 1998
30	Mary Okulski, Queens (N.Y.) vs. Philadelphia U.	Oct. 7, 2000
30	Mary Reichar, Columbia Union vs. Holy Family	Oct. 19, 2000
30	Heather Powelson, California (Pa.) vs. Lock Haven	Oct. 4, 1998
30	Krystiane Brunner, Northern Mich. vs. Minn. Duluth	Sept. 13, 1998
30	Noelle Lancaster, Bemidji St. vs. Mary	Sept. 10, 1997
30	Candy Cotkin, Colorado St.-Pueblo vs. Colo. Christian	Oct. 4, 1994
30	Sue Plante, Merrimack vs. Keene St.	Oct. 10, 1987
30	Kate Murphy, Merrimack vs. Keene St.	Oct. 12, 1985

Season

POINTS PER GAME

Player, Team	Year	Games	Points	Avg.
Missy Gregg, Christian Bros.	2001	22	156	7.09
Renee Vinnedge, Queens (N.C.)	1998	16	92	5.75
Missy Gregg, Christian Bros.	2002	25	131	5.24
Heidi Schuberth, Southern N.H.	1984	20	104	5.20
Pauliina Miettinen, Franklin Pierce	1998	21	105	5.00
Heidi Schuberth, Southern N.H.	1983	15	69	4.60
Annette Laursen, Concord	2002	19	80	4.21
Pauliina Miettinen, Franklin Pierce	1997	20	84	4.20
Theresa Roach, Mercyhurst	1997	17	69	4.06
Ashley Pyle, Westminster (Pa.)	1998	18	73	4.06

Player, Team	Year	Games	Points	Avg.
Nathalie Geeris, Franklin Pierce	1994	19	77	4.05
Nkiru Okosieme, Clayton St.	2001	18	72	4.00
Veronica Sansom, Mercyhurst	1988	17	66	3.88
Margaret Saurin, Christian Bros.	2001	21	81	3.86
Minna Mustonen, Franklin Pierce	1999	21	81	3.86
Ewa Bergsten, Franklin Pierce	1992	21	81	3.86
Carrie Plute, Wheeling Jesuit	1992	20	77	3.85
Pauliina Miettinen, Franklin Pierce	1996	19	73	3.84
Natalie Daniel, Lenoir-Rhyne	1995	19	73	3.84
Kristy Ritchie, Ashland	2001	18	69	3.83

POINTS

Player, Team	Year	Games	Goals	Assists	Points
Missy Gregg, Christian Bros.	2001	22	73	10	156
Missy Gregg, Christian Bros.	2002	25	62	7	131
Pauliina Miettinen, Franklin Pierce	1998	21	43	19	105
Heidi Schuberth, Southern N.H.	1984	20	45	14	104
Renee Vinnedge, Queens (N.C.)	1998	16	41	10	92
Laura Hislop, Franklin Pierce	2003	25	31	23	85
Pauliina Miettinen, Franklin Pierce	1997	20	34	16	84
Margaret Saurin, Christian Bros.	2001	21	26	29	81
Sally Holmes, Central Okla.	2000	24	35	11	81
Minna Mustonen, Franklin Pierce	1999	21	34	13	81
Ewa Bergsten, Franklin Pierce	1992	21	31	19	81
Annette Laursen, Concord	2002	19	34	12	80
Jannie Nicolaisen, Lynn	1997	22	31	17	79
Margaret Saurin, Christian Bros.	2002	26	21	35	77
Joanna DaSilva, Wheeling Jesuit	2000	23	36	5	77
Nathalie Geeris, Franklin Pierce	1994	19	27	23	77
Carrie Plute, Wheeling Jesuit	1992	20	33	11	77
Shoko Mikami, Christian Bros.	2003	20	33	10	76
Rachel Barron, Tusculum	2000	22	33	10	76
Kim Brown, Central Okla.	2001	21	33	6	74

GOALS PER GAME

Player, Team	Year	Games	Goals	Avg.
Missy Gregg, Christian Bros.	2001	22	73	3.32
Renee Vinnedge, Queens (N.C.)	1998	16	41	2.56
Missy Gregg, Christian Bros.	2002	25	62	2.48
Heidi Schuberth, Southern N.H.	1984	20	45	2.25
Pauliina Miettinen, Franklin Pierce	1998	21	43	2.05
Heidi Schuberth, Southern N.H.	1983	15	28	1.87
Nkiru Okosieme, Clayton St.	2001	18	33	1.83
Annette Laursen, Concord	2002	19	34	1.79
Natalie Daniel, Lenoir-Rhyne	1995	19	33	1.74
Veronica Sansom, Mercyhurst	1988	17	29	1.71
Theresa Roach, Mercyhurst	1997	17	29	1.71
Pauliina Miettinen, Franklin Pierce	1997	20	34	1.70
Brooke Hopkins, Incarnate Word	1998	21	35	1.67
Ashley Pyle, Westminster (Pa.)	1998	18	30	1.67
Shoko Mikami, Christian Bros.	2003	20	33	1.65



Laura Hislop, Franklin Pierce, scored 31 goals and had 23 assists in 2003.

DIVISION II WOMEN'S

Franklin Pierce Sports Information

Player, Team	Year	Games	Shutouts	Pct.
Lauren Piening, Northern Ky.	1999	25	16	0.64
Nikki Kalavitis, Lym.	1997	22	14	0.64
Mandy Harland, West Fla.	1998	19	12	0.63
Ruth Harker, Mo.-St. Louis	1982	19	12	0.63
Kim Clayton, Catawba	1999	16	10	0.63

SOLO SHUTOUTS

Player, Team	Year	Games	Shutouts
Mandy Allen, Metro St.	2003	23	17
Lauren Piening, Northern Ky.	1999	25	16
Chris Pezzulo, Cal St. Dom. Hills	1999	21	15
Andrea Fasano, Adelphi	2003	21	14
Emily Huyck, Truman	2001	21	14
Emily Huyck, Truman	1999	19	14
Nikki Kalavitis, Lym.	1998	20	14
Claudia Heim, West Va. Wesleyan	1997	24	14
Nikki Kalavitis, Lym.	1997	22	14
Jeanette Smith, Franklin Pierce	1994	19	14
Melissa Robles, Franklin Pierce	1992	21	14
Lauren Davis, Truman	2003	20	13
Heather Hartman, Bloomsburg	2001	19	13
Caulli Chiscon, North Fla.	2000	19	13
Emily Huyck, Truman	2000	19	13
Lauren Vogel, Central Okla.	2000	24	13
Jen Kusz, Merrimack	1996	22	13
Briana O'Dowd, Cal St. Dom. Hills	1991	23	13
Andrea Colarudtolo, Mercyhurst	1991	19	13
Jennifer Hull, Seattle Pacific	2003	21	12
Jessica Marek, Kennesaw St.	2003	26	12
Mandy Allen, Metro St.	2002	23	12
Stephanie Hall, Cal St. Bakersfield	2000	20	12
Katie Krepes, Cal Poly Pomona	1999	24	12
Mandy Harland, West Fla.	1998	19	12
Jen Kusz, Merrimack	1995	22	12
Carolyn Wellman, Sonoma St.	1993	21	12
Nicole Adams, Cal St. Chico	1992	20	12
Andrea Colarudtolo, Mercyhurst	1990	22	12
Carilyn Hormilla, Barry	1989	17	12
Mara Bloom, Cal Poly Pomona	1988	20	12
Sue Plante, Merrimack	1986	18	12
Ruth Harker, Mo.-St. Louis	1982	19	12

Career

**POINTS PER GAME
(Min. 100 Points)**

Player, Team	Years	Games	Points	Avg.
Missy Gregg, Christian Bros.	2001-02	48	287	5.98
Pauliina Miettinen, Franklin Pierce	1995-98	78	309	3.96
Renee Vinnedge, Queens (N.C.)	1997-98	35	138	3.94
Heidi Schuberth, Southern N.H.	1983-86	71	263	3.70
Nathalie Geeris, Franklin Pierce	1993-95	58	190	3.28
Ashley Pyle, Westminster (Pa.)	1998-01	61	199	3.26
Minna Mustonen, Franklin Pierce	1998-99	34	111	3.26
Kristy Ritchie, Ashland	1998-01	75	241	3.21
Jannie Nicolaisen, Lynn	1997-00	69	220	3.19
Brooke Hopkins, Incarnate Word	1998-01	77	238	3.09
Minna Mustonen, Franklin Pierce	1997-00	56	171	3.05
Sally Holmes, Central Okla.	1999-00	43	129	3.00
Natalie Daniel, Lenoir-Rhyne	1993-95	56	167	2.98
Veronica Sansom, Mercyhurst	1988-91	70	205	2.93
Sheila Kelly, Molloy	1994-97	61	178	2.92
Carrie Plute, Wheeling Jesuit	1992-95	84	230	2.74
Diana Trzaska, Philadelphia U.	1992-95	74	197	2.66
Karah Smith, Eckerd	1997-99	48	127	2.65
Sarah Herrick, Wayne St. (Neb.)	1998-01	74	195	2.63
Nancy Reyes, Lewis	1994-97	76	199	2.62
Heather Swabowicz, Southern N.H.	1993-96	73	190	2.60
Amber Dusosky, Minn. St. Mankato	2000-03	82	211	2.57
Sheila Doyle, Le Moyne	1992-95	69	177	2.57
Jenni Burton, Mo.-St. Louis	1993-95	60	151	2.52
Pauliina Auveri, Franklin Pierce	1996-98	61	152	2.49

POINTS

Player, Team	Years	Games	Points
Pauliina Miettinen, Franklin Pierce	1995-98	78	309
Missy Gregg, Christian Bros.	2001-02	48	287
Heidi Schuberth, Southern N.H.	1983-86	71	263
Kristy Ritchie, Ashland	1998-01	75	241
Brooke Hopkins, Incarnate Word	1998-01	77	238
Carrie Plute, Wheeling Jesuit	1992-95	84	230
Jannie Nicolaisen, Lynn	1997-00	69	220
Amber Dusosky, Minn. St. Mankato	2000-03	82	211

Player, Team	Years	Games	Points
Kim Brown, Central Okla.	1999-02	87	209
Veronica Sansom, Mercyhurst	1988-91	70	205
Ashley Pyle, Westminster (Pa.)	1998-01	61	199
Nancy Reyes, Lewis	1994-97	76	199
Diana Trzaska, Philadelphia U.	1992-95	74	197
Sarah Herrick, Wayne St. (Neb.)	1998-01	74	195
Heather Swabowicz, Southern N.H.	1993-96	73	190
Nathalie Geeris, Franklin Pierce	1993-95	58	190
Theresa Uliano, Southern Conn. St.	1997-00	80	186
Theresa Roach, Mercyhurst	1996-99	75	184
Ruth Van't Land-Parkes, Cal Poly Pomona	1997-00	81	181
Janece Friederich, SIU Edwardsville	1995-98	79	180
Natalie Sanders, Mo.-Rolla	1994-97	76	180
Sheila Kelly, Molloy	1994-97	61	178
Terri Meierhofer, East Stroudsburg	1994-97	79	178
Sheila Doyle, Le Moyne	1992-95	69	177
Minna Mustonen, Franklin Pierce	1997-00	56	171

**GOALS PER GAME
(Min. 40 Goals)**

Player, Team	Years	Games	Goals	Avg.
Missy Gregg, Christian Bros.	2001-02	48	135	2.81
Renee Vinnedge, Queens (N.C.)	1997-98	35	62	1.77
Pauliina Miettinen, Franklin Pierce	1995-98	78	122	1.56
Heidi Schuberth, Southern N.H.	1983-86	71	107	1.51
Kristy Ritchie, Ashland	1998-01	75	102	1.36
Veronica Sansom, Mercyhurst	1988-91	70	95	1.36
Minna Mustonen, Franklin Pierce	1998-99	34	45	1.32
Ashley Pyle, Westminster (Pa.)	1998-01	61	80	1.31
Sally Holmes, Central Okla.	1999-00	43	56	1.30
Sheila Kelly, Molloy	1994-97	61	79	1.30
Brooke Hopkins, Incarnate Word	1998-01	77	98	1.27
Natalie Daniel, Lenoir-Rhyne	1993-95	56	71	1.27
Jannie Nicolaisen, Lynn	1997-00	69	87	1.26
Minna Mustonen, Franklin Pierce	1997-00	56	70	1.25
Karah Smith, Eckerd	1997-99	48	58	1.21
Nathalie Geeris, Franklin Pierce	1993-95	58	67	1.16
Amber Dusosky, Minn. St. Mankato	2000-03	82	93	1.13
Carrie Plute, Wheeling Jesuit	1992-95	84	95	1.13
Diana Trzaska, Philadelphia U.	1992-95	74	81	1.09
Jenni Burton, Mo.-St. Louis	1993-95	60	65	1.08
Heather Swabowicz, Southern N.H.	1993-96	73	79	1.08
Amy Peterson, Indiana (Pa.)	1993-95	40	42	1.05
Kim Brown, Central Okla.	1999-02	87	91	1.05
Theresa Roach, Mercyhurst	1996-99	75	79	1.05
Brooke Wright, Presbyterian	1994-97	57	59	1.04

GOALS

Player, Team	Years	Games	Goals
Missy Gregg, Christian Bros.	2001-02	48	135
Pauliina Miettinen, Franklin Pierce	1995-98	78	122
Heidi Schuberth, Southern N.H.	1983-86	71	107



As a freshman, Shoko Mikami of Christian Brothers, was the 2003 annual champion in Points Per Game and Goals Per Game.

DIVISION II WOMEN'S

GOALKEEPER MINUTES PLAYED

Table with 3 columns: Player, Team, Years, Min. Lists goalkeepers and their career minutes.

PLAYERS WITH 40 GOALS AND 40 ASSISTS (Chronological order)

Table with 5 columns: Player, Team, Goals, Assists, Points, Years. Lists players with 40 goals and 40 assists.

Miscellaneous

FASTEST GOAL, START OF GAME

Table with 4 columns: Time, Players, Team, Opponent, Date. Lists the fastest goals at the start of games.

FASTEST CONSECUTIVE GOALS, SAME TEAM

Table with 4 columns: Time, Players, Team, Opponent, Date. Lists the fastest consecutive goals by the same team.

Table with 4 columns: Time, Players, Team, Opponent, Date. Lists fast consecutive goals by opposing teams.

FASTEST CONSECUTIVE GOALS, OPPOSING TEAMS

Table with 4 columns: Time, First Goal, Second Goal, Date. Lists the fastest consecutive goals by opposing teams.

CONSECUTIVE GAMES WITH AT LEAST ONE GOAL

Table with 4 columns: No., Player, Team, From, To. Lists consecutive games with at least one goal.

CONSECUTIVE SHUTOUT MINUTES

Table with 4 columns: Minutes, Player, Team, From, To. Lists consecutive shutout minutes.

Annual Champions

POINTS PER GAME

Season	Player, Team	Cl.	G	GO	A	P	Avg.
1998	Renee Vinnedge, Queens (N.C.) ..	Sr.	16	41	10	92	5.75
1999	Minna Mustonen, Franklin Pierce ..	Sr.	21	34	13	81	3.86
2000	Jannie Nicolaisen, Lynn ..	Sr.	14	18	14	50	3.57
2001	Missy Gregg, Christian Bros.....	Jr.	22	73	10	156	7.09
2002	Missy Gregg, Christian Bros.....	Sr.	25	62	7	131	5.24
2003	Shoko Mikami, Christian Bros.	Fr.	20	33	10	76	3.80

GOALS PER GAME

Season	Player, Team	Cl.	G	GO	Avg.
1998	Renee Vinnedge, Queens (N.C.) ..	Sr.	16	41	2.56
1999	Minna Mustonen, Franklin Pierce ..	Sr.	21	34	1.62
2000	Joana DaSilva, Wheeling Jesuit.....	Fr.	23	36	1.57
2001	Missy Gregg, Christian Bros.....	Jr.	22	73	3.32
2002	Missy Gregg, Christian Bros.....	Sr.	25	62	2.48
2003	Shoko Mikami, Christian Bros.....	Fr.	20	33	1.65

ASSISTS PER GAME

Season	Player, Team	Cl.	G	A	Avg.
1998	Pauliina Miettinen, Franklin Pierce ..	Sr.	21	19	0.90
1999	Angela Verdoes, Franklin Pierce.....	Fr.	21	24	1.14

Season	Player, Team	Cl.	G	A	Avg.
2000	Kim Corbin, St. Cloud St.	Jr.	18	20	1.11
2001	Anna Rask, Christian Bros.....	Jr.	18	26	1.44
2002	Margaret Saurin, Christian Bros.....	Sr.	26	35	1.35
2003	Kyla Heimburger, Shepherd.....	Fr.	17	16	0.94

GOALS-AGAINST AVERAGE

Season	Player, Team	Cl.	G	Min.	GA	GAA
1998	Nikki Kalavitis, Lynn.....	Jr.	20	1,800	7	0.35
1999	Lara Johnson, Presbyterian.....	So.	18	1,511	5	0.30
2000	Caulli Chiscon, North Fla.	Jr.	19	1,655	8	0.44
2001	Emily Huyck, Truman.....	Sr.	21	1,782	8	0.40
2002	Jessica Marek, Kennesaw St.....	Fr.	19	1,567	5	0.29
2003	Jennifer Hull, Seattle Pacific.....	Jr.	21	1,781	6	0.30

SAVES PER GAME

Season	Player, Team	Cl.	G	SV	Avg.
1998	Molly Baker, Pace.....	Sr.	7	115	16.43
1999	Sally Hilger, IPFW.....	Fr.	16	281	17.56
2000	Daisy Calderon, N.J. Inst. of Tech ..	Fr.	14	167	11.93
2001	Niki Dalka, Bemidji St.....	Jr.	17	242	14.24
2002	Lisa Dingley, Ohio Valley ..	So.	16	414	25.88
2003	Lisa Dingley, Ohio Valley ..	Jr.	9	123	13.67

Team Records

Official NCAA Division II women's soccer records began with the 1982 season and are based on information submitted to the NCAA statistics service by institutions participating in the statistics rankings. Annual champions started in the 1998 season, which was the first year the NCAA compiled weekly leaders. In statistical rankings, the rounding of percentages and/or averages may indicate ties where none exist. In these cases, the numerical order of the rankings is accurate.

Scoring

POINTS Game

63—C.W. Post vs. N.J. Inst. Of Tech., Oct. 23, 1999

GOALS Game

23—Kennesaw St. vs. Spelman, Sept. 21, 2002

Season

166—Christian Bros., 2001 (23 games)

SCORING AVERAGE

Season

7.22—Christian Bros., 2001 (166 goals in 23 games)

ASSISTS

Game

24—Minn. Duluth vs. Bemidji St., Oct. 19, 1997

Defense

SAVES

Game

38—St. Michael's vs. Keene St., Sept. 15, 1985

Season

379—Merrimack, 1985 (22 games)

SAVES PER GAME

Season

20.79—Colorado St.-Pueblo, 1994 (291 in 14 games)

GOALS-AGAINST AVERAGE

Season

0.16—Franklin Pierce, 1994 (3 GA in 1,710 min.)

SHUTOUTS

Season

17—Kennesaw St., 2003 (26 games); Metro St., 2003 (23 games); Minn. Duluth, 2000 (21 games)

SHUTOUT PERCENTAGE

Season

0.84—Franklin Pierce, 1994 (16 in 19 games)

Miscellaneous

CONSECUTIVE WINS

59—Franklin Pierce, Sept. 10, 1996 to Dec. 4, 1998

CONSECUTIVE GAMES WITHOUT A LOSS

59—Franklin Pierce, Sept. 10, 1996 to Dec. 4, 1998

CONSECUTIVE HOME WINS

44—Franklin Pierce, Sept. 9, 1992 to Sept. 8, 1996

CONSECUTIVE HOME GAMES WITHOUT A LOSS

44—Franklin Pierce, Sept. 9, 1992 to Sept. 8, 1996

CONSECUTIVE CONFERENCE WINS (Includes conference tournaments)

49—Franklin Pierce, Sept. 25, 1994 to Oct. 3, 2000

CONSECUTIVE CONFERENCE GAMES WITHOUT A LOSS (Includes conference tournaments)

54—Franklin Pierce, Sept. 25, 1994 to Oct. 19, 2000

CONSECUTIVE SHUTOUTS

15—Franklin Pierce, Sept. 12, 1995 to Nov. 5, 1995

WINS IN A SEASON

25—Christian Bros., 2002; Kennesaw St., 2003

CONSECUTIVE WINNING SEASONS

20—Barry, 1984-present; Merrimack, 1984-present

MOST IMPROVED WON-LOST RECORD

11.5—Metro St., 6-13-1 (2001) to 18-2-3 (2002)

TIES IN A SEASON

6—South Dakota St., 2003

0-0 TIES IN A SEASON

5—South Dakota St., 2003

OVERTIME GAMES IN A SEASON

9—South Dakota St., 2003 (2-1-6 in OT games)

Game

POINTS

No.	Team vs. Opponent	Date
63	C.W. Post vs. N.J. Inst. of Tech.	Q. 23, 1999
59	Kennesaw St. vs. Spelman	Spt. 21, 2002
56	Minn. Duluth vs. Bemidji	Oct. 19, 1997
56	Southern N.H. vs. Lyndon St.	Sept. 13, 1984
53	Christian Bros. vs. Millsaps	Aug. 30, 2002
51	Lincoln Memorial vs. Campbellsville	Spt. 9, 2000
51	West Fla. vs. Millsaps	Sept. 11, 1998
51	Truman vs. Benedictine (Kan.)	Oct. 15, 1989
48	Winona St. vs. Bemidji St.	Q. 17, 1997
48	Concord vs. West Va. Tech	Q. 2, 2001
47	Mo.-St. Louis vs. Washington-St. Louis	Sept. 12, 1982
46	Neb.-Omaha vs. Augustana (S.D.)	Q. 7, 2000
46	St. Rose vs. Concordia (N.Y.)	Nov. 11, 1995
45	Molloy vs. Old Westbury	Oct. 1, 1997
44	Tusculum vs. Newberry	Oct. 12, 2001
44	C.W. Post vs. St. Thomas Aquinas	Q. 14, 2000
44	Bryant vs. Lasell	Sept. 10, 1998
44	St. Michael's vs. St. Joseph's (N.Y.)	Q. 12, 1984

GOALS

No.	Team vs. Opponent	Date
23	Kennesaw St. vs. Spelman	Spt. 21, 2002
21	Christian Bros. vs. Millsaps	Aug. 30, 2002
21	C.W. Post vs. N.J. Inst. of Tech.	Q. 23, 1999
19	Southern N.H. vs. Lyndon St.	Sept. 13, 1984
18	Winona St. vs. Bemidji St.	Q. 17, 1997
18	St. Rose vs. Concordia (N.Y.)	Nov. 11, 1995
18	Truman vs. Benedictine (Kan.)	Oct. 15, 1989
17	Concord vs. West Va. Tech	Q. 2, 2001
17	Westminster (Pa.) vs. West Va. Tech	Spt. 10, 2000
17	Lincoln Memorial vs. Campbellsville	Spt. 9, 2000
17	West Fla. vs. Millsaps	Sept. 11, 1998
17	Quincy vs. Illinois Col.	Sept. 5, 1992
17	St. Michael's vs. St. Joseph's (N.Y.)	Q. 12, 1984
17	Mo.-St. Louis vs. Washington (Mo.)	Spt. 12, 1982
16	Minn. Duluth vs. Bemidji St.	Oct. 19, 1997
16	Molloy vs. Old Westbury	Oct. 1, 1997
16	Francis Marion vs. Anderson (S.C.)	Spt. 13, 1997
16	St. Cloud St. vs. Minn.-Crookston	Sept. 6, 1997
16	Mercyhurst vs. Slippery Rock	Spt. 18, 1993

ASSISTS

No.	Team vs. Opponent	Date
24	Minn. Duluth vs. Bemidji St.	Oct. 19, 1997
21	C.W. Post vs. N.J. Inst. of Tech.	Q. 23, 1999
19	Merrimack vs. Pace	Oct. 24, 1998
19	Merrimack vs. Concordia (N.Y.)	Sept. 7, 1997
18	Southern N.H. vs. Lyndon St.	Sept. 13, 1984
17	Wayne St. (Neb.) vs. Northwestern (Ia.)	Aug. 31, 2001
17	Lincoln Memorial vs. Campbellsville	Spt. 9, 2000
17	West Fla. vs. Millsaps	Sept. 11, 1998
17	Merrimack vs. NYIT	Sept. 4, 1995
16	Tusculum vs. Newberry	Oct. 12, 2001
16	Neb.-Omaha vs. Augustana (S.D.)	Q. 7, 2000
16	North Dakota St. vs. Bemidji St.	Sept. 8, 1996
16	Minn. Duluth vs. Winona St.	Sept. 23, 1995
15	Minn. Duluth vs. Southwest Minn. St.	Oct. 14, 1997
15	Truman vs. Benedictine (Kan.)	Oct. 15, 1989

SAVES

No.	Team vs. Opponent	Date
38	St. Michael's vs. Keene St.	Spt. 15, 1985
37	Concord vs. West Va. Wesleyan	Oct. 31, 1999
36	Bemidji St. vs. Winona St.	Q. 28, 2001
36	Le Moyne vs. Stonehill	Oct. 4, 1998
34	Lincoln Memorial vs. Carson-Newman	Sept. 22, 1994
33	Catawba vs. Elon	Q. 9, 1990
33	Merrimack vs. Keene St.	Oct. 11, 1986
32	St. Rose vs. Southern N.H.	Oct. 16, 1993
31	Pace vs. Dominican (N.Y.)	Spt. 28, 1998
31	Pace vs. Sacred Heart	Sept. 20, 1998
30	Colorado St.-Pueblo vs. Colo. Christian	Q. 9, 1994
30	Merrimack vs. Keene St.	Oct. 10, 1987
30	Merrimack vs. Keene St.	Oct. 12, 1985
29	Shippensburg vs. Longwood	Sept. 8, 1999
29	Wayne St. (Neb.) vs. Sioux Falls	Sept. 19, 1997
29	Lincoln Memorial vs. Maryville (Tenn.)	Sept. 1, 1994

Season

SCORING AVERAGE

Team	Year	Games	No.	Avg.
Christian Bros.	2001	23	166	7.22
Franklin Pierce	1995	20	129	6.45
Franklin Pierce	1994	19	114	6.00
Franklin Pierce	1999	21	120	5.71
Franklin Pierce	1998	22	122	5.55
Franklin Pierce	1996	19	103	5.42
Southern N.H.	1984	20	105	5.25
East Stroudsburg	1994	20	101	5.05
Barry	2000	19	95	5.00
Northern Ky.	2001	24	118	4.92
Merrimack	1999	20	98	4.90
Mercyhurst	1994	15	73	4.87
Westminster (Pa.)	2000	20	97	4.85
Christian Bros.	2002	26	123	4.73
Tusculum	2000	22	104	4.73
Franklin Pierce	1997	21	99	4.71
Franklin Pierce	1992	21	99	4.71
Wheeling Jesuit	2000	23	108	4.70
Francis Marion	1997	18	84	4.67
Lynn	1996	21	97	4.62

GOALS

Team	Year	Games	Goals
Christian Bros.	2001	23	166
Franklin Pierce	1995	20	129
Christian Bros.	2002	26	123
Franklin Pierce	1998	22	122
Franklin Pierce	1999	21	120
Northern Ky.	2001	24	118
Franklin Pierce	1994	19	114
Wheeling Jesuit	2000	23	108
Southern N.H.	1984	20	105
Tusculum	2000	22	104
Franklin Pierce	1996	19	103
Franklin Pierce	2001	23	101
East Stroudsburg	1994	20	101
Kennesaw St.	2003	26	99
Franklin Pierce	1997	21	99
Lynn	1997	22	99
Franklin Pierce	1992	21	99
Merrimack	1999	20	98
Westminster (Pa.)	2000	20	97
Franklin Pierce	2000	23	97
Lynn	1996	21	97

GOALS-AGAINST AVERAGE

(Min. 1,200 Minutes)

Team	Year	GA	Min.	GAA
Franklin Pierce	1994	3	1,710	0.158
Barry	1989	3	1,680	0.161
Franklin Pierce	1995	4	1,800	0.200
Kennesaw St.	2002	6	1,736	0.311
Presbyterian	1999	6	1,688	0.320
Adelphi	2003	7	1,908	0.330
Lynn	1996	7	1,890	0.333
Lynn	1998	7	1,800	0.350
Truman	1999	7	1,753	0.359
Central Okla.	2002	8	2,003	0.359
Lincoln Memorial	1997	8	1,975	0.365
Barry	2002	7	1,710	0.368
Franklin Pierce	1992	8	1,950	0.369
Seattle Pacific	2003	8	1,935	0.372
Metro St.	2003	9	2,098	0.386
Ashland	1999	7	1,607	0.392
Truman	2001	8	1,807	0.398
West Tex. A&M	2001	8	1,800	0.400
Barry	1993	7	1,565	0.403
North Fla.	2000	8	1,785	0.403

SAVES PER GAME

Team	Year	Games	No.	Avg.
Colorado St.-Pueblo	1994	14	291	20.79
IPFW	1999	16	281	17.56
Merrimack	1985	22	379	17.23
South Dakota	1999	16	275	17.19
Bemidji St.	1996	13	209	16.08
Millersville	1998	17	259	15.24
St. Rose	1995	17	245	14.41

DIVISION II WOMEN'S

Team	Year	Games	No.	Avg.
Pace	1998	11	158	14.36
Bemidji St.	2001	17	242	14.24
Merrimack	1986	21	299	14.24
High Point	1992	17	240	14.12
Lincoln Memorial	1994	16	218	13.63
Newberry	2000	19	256	13.47
N.J. Inst. of Tech.	1999	11	147	13.36
Newberry	1996	20	267	13.35
Minn.-Morris	1999	19	253	13.32
Bemidji St.	1997	13	173	13.31
West Fla.	1994	18	235	13.06
N.J. Inst. of Tech.	2000	16	208	13.00
Bemidji St.	1998	18	234	13.00

SAVES

Team	Year	Games	No.
Merrimack	1985	22	379
Merrimack	1986	21	299
Colorado St.-Pueblo	1994	14	291
IPFW	1999	16	281
South Dakota	1999	16	275
Newberry	1996	20	267
Millersville	1998	17	259
Newberry	2000	19	256
Minn.-Morris	1999	19	253
Merrimack	1987	22	248
St. Rose	1995	17	245
Bemidji St.	2001	17	242
High Point	1992	17	240
Merrimack	1988	21	236
Charleston (W.V.)	2001	18	235
West Fla.	1994	18	235
Bemidji St.	1998	18	234
Morningside	2000	20	229
Mont. St.-Billings	1998	18	229
San Fran. St.	1990	18	228

SHUTOUT PERCENTAGE

Team	Year	Games	No.	Pct.
Franklin Pierce	1994	19	16	0.842
Barry	1989	18	15	0.833
Minn. Duluth	2000	21	17	0.810
Franklin Pierce	1995	20	16	0.800
Presbyterian	1999	18	14	0.778
Franklin Pierce	1992	21	16	0.762
Sonoma St.	1991	21	16	0.762
North Fla.	2000	20	15	0.750
Metro St.	2003	23	17	0.739
Barry	2002	19	14	0.737
Truman	1999	19	14	0.737
Presbyterian	1996	19	14	0.737
Ashland	2001	18	13	0.722

Team	Year	Games	No.	Pct.
Barry	1993	18	13	0.722
Adelphi	2003	21	15	0.714
Seattle Pacific	2003	21	15	0.714
Truman	2001	21	15	0.714
Lincoln Memorial	1997	21	15	0.714
Lynn	1996	21	15	0.714
Cal St. Dom. Hills	1989	21	15	0.714
Southern N.H.	1985	21	15	0.714

SHUTOUTS

Team	Year	Games	Shutouts
Metro St.	2003	23	17
Kennesaw St.	2003	26	17
Minn. Duluth	2000	21	17
Neb.-Omaha	2002	23	16
Northern Ky.	1999	25	16
Franklin Pierce	1995	20	16
Franklin Pierce	1994	19	16
Franklin Pierce	1992	21	16
Sonoma St.	1991	21	16
Adelphi	2003	21	15
Seattle Pacific	2003	21	15
West Fla.	2003	23	15
Central Okla.	2002	23	15
Truman	2001	21	15
Northern Ky.	2001	24	15
North Fla.	2000	20	15
Lincoln Memorial	1997	21	15
Lynn	1996	21	15
Barry	1989	18	15
Cal St. Dom Hills	1989	21	15
Southern N.H.	1985	21	15

Miscellaneous

CONSECUTIVE WINS

No.	Team	From	To
59	Franklin Pierce	Sept. 10, 1996	Dec. 4, 1998
40	Franklin Pierce	Sept. 6, 1994	Sept. 8, 1996
27	Southern N.H.	Sept. 15, 1985	Oct. 21, 1986
26	Neb.-Omaha	Oct. 27, 2001	Dec. 6, 2002
22	Christian Bros.	Sept. 24, 2002	Sept. 2, 2003
22	Christian Bros.	Aug. 24, 2001	Dec. 2, 2001
20	Franklin Pierce	Oct. 5, 1999	Sept. 28, 2000
20	Sonoma St.	Aug. 28, 1998	Nov. 1, 1998
20	Lincoln Memorial	Sept. 27, 1997	Sept. 26, 1998
20	Lynn	Aug. 31, 1996	Nov. 22, 1996
19	Southern Conn. St.	Sept. 3, 2000	Nov. 3, 2000
18	West Va. Wesleyan	Oct. 6, 1996	Sept. 28, 1997
17	Regis	Aug. 24, 2001	Oct. 26, 2001
17	West Fla.	Sept. 7, 1999	Nov. 7, 1999
17	Barry	1993	1994

CONSECUTIVE GAMES WITHOUT A LOSS

No.	Team	From	To
59	Franklin Pierce	Sept. 10, 1996	Dec. 4, 1998
40	Franklin Pierce	Sept. 6, 1994	Sept. 8, 1996
29	Christian Bros.	Sept. 24, 2002	Sept. 28, 2003
27	Southern N.H.	Sept. 15, 1985	Oct. 21, 1986
26	Neb.-Omaha	Oct. 27, 2001	Dec. 6, 2002
25	Lincoln Memorial	Sept. 12, 1997	Oct. 2, 1998
23	Edgewood	Sept. 6, 1996	Sept. 4, 1997
22	Christian Bros.	Aug. 24, 2001	Dec. 2, 2001
21	Southern N.H.	Sept. 13, 1984	Sept. 12, 1985
20	Sonoma St.	Aug. 28, 1998	Nov. 1, 1998
20	Bloomsburg	Sept. 1, 1998	Nov. 7, 1998
20	Lynn	Aug. 31, 1996	Nov. 22, 1996
19	Regis	Aug. 24, 2001	Nov. 3, 2001
19	Southern Conn. St.	Sept. 3, 2000	Nov. 3, 2000
19	Lynn	Sept. 6, 1997	Nov. 22, 1997
19	Sonoma St.	Sept. 11, 1991	Nov. 16, 1991

CONSECUTIVE HOME WINS

(Includes conference and NCAA tournaments)

No.	Team	From	To
44	Franklin Pierce	Sept. 9, 1992	Sept. 8, 1996
41	Franklin Pierce	Sept. 10, 1996	Sept. 28, 2000
36	Southern N.H.	Oct. 17, 1983	Sept. 10, 1987
29	Lynn	Sept. 14, 1997	Nov. 3, 1999
28	West Va. Wesleyan	Sept. 18, 1996	Nov. 6, 1998



Seattle Pacific Sports Information

Seattle Pacific junior Jennifer Hull allowed only 6 goals in 21 games, earning the 2003 Annual Champion award for Goals Against Average.

No.	Team	From	To
24	Barry	1991	1993
22	North Fla.	Nov. 3, 2000	Aug. 28, 2003
21	Minn. St. Mankab.	Sept. 12, 1999	Nov. 4, 2001
20	Tusculum	Oct. 6, 1999	Oct. 1, 2001
19	Francis Marion	Sept. 11, 1999	Sept. 8, 2001
19	West Chester	Sept. 6, 1998	Nov. 3, 1999
18	Incarinate Word	Sept. 11, 1998	Oct. 29, 1999
18	Francis Marion	Sept. 11, 1999	Sept. 4, 2002
18	Tusculum	Oct. 6, 1999	Sept. 5, 2002
17	Lynn	Sept. 14, 1997	Oct. 22, 1998
17	Oakland	Sept. 22, 1996	1998
17	Mercyhurst	Sept. 19, 1987	Oct. 5, 1989
17	Merrimack	Sept. 18, 1986	Nov. 4, 1987
17	West Texas A&M	Sept. 3, 2001	Nov. 8, 2002

CONSECUTIVE HOME GAMES WITHOUT A LOSS

(Includes conference and NCAA tournaments)

No.	Team	From	To
44	Franklin Pierce	Sept. 9, 1992	Sept. 8, 1996
41	Franklin Pierce	Sept. 10, 1996	Sept. 28, 2000
36	Southern N.H.	Oct. 17, 1983	Sept. 10, 1987
29	Lynn	Sept. 14, 1997	Nov. 3, 1999
28	West Va. Wesleyan	Sept. 18, 1996	Nov. 6, 1998
24	Barry	1991	1993
22	North Fla.	Nov. 3, 2000	Aug. 28, 2003
21	Minn. St. Mankab.	Sept. 12, 1999	Nov. 4, 2001
20	Tusculum	Oct. 6, 1999	Oct. 1, 2001
19	Francis Marion	Sept. 11, 1999	Sept. 8, 2001
19	West Chester	Sept. 6, 1998	Nov. 3, 1999
18	Tusculum	Oct. 6, 1999	Sept. 5, 2002
18	Francis Marion	Sept. 11, 1999	Sept. 4, 2002
18	Incarinate Word	Sept. 11, 1998	Oct. 29, 1999
17	West Tex. A&M	Sept. 3, 2001	Nov. 8, 2002
17	Lynn	Sept. 14, 1997	Oct. 22, 1998
17	Oakland	Sept. 22, 1996	1998
17	Mercyhurst	Sept. 19, 1987	Oct. 5, 1989
17	Merrimack	Sept. 18, 1986	Nov. 4, 1987

CONSECUTIVE CONFERENCE WINS

(Includes conference tournaments)

No.	Team	From	To
49	Franklin Pierce	Sept. 25, 1994	Oct. 3, 2000
33	Edgewood	Sept. 7, 1995	Oct. 7, 1997
27	Christian Bros.	Oct. 17, 1999	Sept. 26, 2003
23	Truman	Oct. 6, 2002	present
21	Truman	Sept. 1, 1999	Nov. 3, 2001
21	Sonoma St.	Nov. 6, 1997	Sept. 26, 1999
21	Sonoma St.	Oct. 23, 1993	Oct. 31, 1995
19	West Fla.	Oct. 2, 1998	Oct. 6, 2000
18	Queens (N.C.)	Oct. 28, 1995	Nov. 7, 1997
17	Winona St.	Sept. 29, 1999	Oct. 14, 2000
16	Lock Haven	Sept. 15, 1999	Oct. 13, 2000
16	Merrimack	Sept. 27, 1986	Nov. 2, 1987
15	East Stroudsburg	Oct. 28, 1993	Oct. 6, 1994
14	Minn. Duluth	Oct. 3, 1998	Oct. 16, 1999
13	Central Okla.	Sept. 28, 2000	Oct. 21, 2001
13	Regis	Nov. 3, 2000	Oct. 26, 2001

CONSECUTIVE CONFERENCE GAMES WITHOUT A LOSS

(Includes conference tournaments)

No.	Team	From	To
54	Franklin Pierce	Sept. 25, 1994	Oct. 19, 2000
33	Edgewood	Sept. 7, 1995	Oct. 7, 1997
30	Queens (N.C.)	Oct. 28, 1995	Nov. 7, 1997
29	Metro St.	Sept. 8, 2002	present
27	Winona St.	Sept. 29, 1999	Oct. 28, 2001
27	Christian Bros.	Oct. 17, 1999	Sept. 26, 2003
26	Truman	Sept. 29, 2002	present
23	West Fla.	Oct. 11, 1996	Oct. 6, 2000
23	Sonoma St.	Sept. 26, 1990	Oct. 27, 1992
21	Truman	Sept. 1, 1999	Nov. 3, 2001
21	Sonoma St.	Oct. 23, 1993	Oct. 31, 1995
21	Sonoma St.	Nov. 6, 1997	Sept. 26, 1999
20	Seattle Pacific	Sept. 28, 2002	present
19	West Fla.	Oct. 2, 1998	Oct. 6, 2000
17	Merrimack	Sept. 27, 1986	Nov. 4, 1987
17	Regis (Colo.)	Nov. 3, 2000	Sept. 15, 2002

CONSECUTIVE SHUTOUTS

No.	Team	From	To
15	Franklin Pierce	Sept. 12, 1995	Nov. 5, 1995
13	Franklin Pierce	Sept. 13, 1994	Oct. 18, 1994
12	Lynn	Sept. 20, 1997	Oct. 26, 1997

No.	Team	From	To
10	Truman	Sept. 23, 2000	Oct. 28, 2000
10	Sonoma St.	Sept. 26, 1991	Nov. 2, 1991
9	Metro St.	Aug. 31, 2003	Oct. 1, 2003
9	Minn. Duluth	Sept. 23, 2000	Oct. 22, 2000
9	Truman	Oct. 10, 1999	Nov. 7, 1999
9	Lincoln Memorial	Oct. 22, 1997	Sept. 12, 1998
9	Lynn	Sept. 13, 1996	Oct. 11, 1996
9	Barry	1994	1994
9	Barry	Sept. 30, 1989	Nov. 12, 1989
8	Tusculum	Oct. 16, 2000	Aug. 28, 2001
8	Presbyterian	Sept. 25, 1999	Oct. 24, 1999
8	Lynn	Sept. 8, 1998	Oct. 9, 1998
8	Sonoma St.	Oct. 5, 1993	Oct. 27, 1993

SEASON WINS

No.	Team	Year
25	Kennesaw St.	2003
25	Christian Bros.	2002
22	Franklin Pierce	2003
22	Neb.-Omaha	2002
22	Christian Bros.	2001
22	Franklin Pierce	2001
22	Northern Ky.	2001
22	Northern Ky.	1999
22	Sonoma St.	1998
21	Metro St.	2003
21	UC San Diego	2001
21	Central Okla.	2000
21	Northern Ky.	2000
21	UC San Diego	2000
21	Franklin Pierce	1998
21	Franklin Pierce	1997
21	West Va. Wesleyan	1997
20	Belmont Abbey	1999
20	Franklin Pierce	1999
20	Belmont Abbey	1998
20	Lynn	1996
20	Franklin Pierce	1994
20	Franklin Pierce	1992
20	Wheeling Jesuit	1992
20	Southern N.H.	1985

CONSECUTIVE WINNING SEASONS

No.	Team	From	To
20	Barry	1984	present
20	Merrimack	1984	present
19	Cal St. Dom. Hills	1985	present
18	UC San Diego	1986	present
16	Mercyhurst	1988	present
15	Southern N.H.	1983	1997
14	SIU Edwardsville	1990	present
12	Presbyterian	1992	present
12	Bloomsburg	1991	2002
12	Findlay	1990	2001
11	Elon	1986	1997

MOST IMPROVED WON-LOSS RECORD

(Ties not counted)

Team (Coach)	Year	W-L-T	Previous	Games Improved
Metro St. (Danny Sanchez)	2002	18-2-3	6-13-1	11.5
Franklin Pierce (Mark Krikorian)	1992	20-1-0	8-9-1	10
Mesa St. (Jim Buchan)	1997	17-4-0	6-12-0	9.5
High Point (Woody Gibson)	1993	12-5-1	2-14-1	9.5
Mo.-Rolla (Eric Swanbeck)	1994	12-6-2	3-14-0	8.5
St. Leo (Tony Paris)	2003	12-6-2	3-13-2	8
Shippensburg (Guy Furfaro)	2002	14-4-2	6-12-1	8
S.C.-Spartanburg (Kendall Reyes)	2001	15-3-1	8-12-1	8
Erskine (Billy Lesesne)	1997	15-2-1	9-12-0	8
Quincy (Bill Postiglione)	1988	11-5-1	3-13-1	8
Mo.-Rolla (Diana Niland)	2003	8-9-3	1-17-0	7.5
St. Edward's (Erin Lynch)	2003	14-6-0	5-12-2	7.5
UNC Pembroke (Lars Andersson)	2003	13-5-0	4-11-4	7.5
Bryant (Christ Flint)	2001	13-8-0	3-13-0	7.5
Lenoir-Rhyne (Ray Yordus)	1997	15-5-1	7-12-0	7.5
Cal Poly Pomona (Todd Saldana)	1996	11-7-2	3-14-0	7.5
Cal St. Dom. Hills (Marine Cano)	1989	18-2-0	8-7-4	7.5
Mercyhurst (Andy Roth)	1988	16-2-0	6-7-2	7.5
Lenoir-Rhyne (Ray Kordus)	1997	15-5-1	7-12-0	7.5
Metro St. (Ed Montojio)	1996	11-7-1	2-13-2	7.5

DIVISION II WOMEN'S

Annual Team Champions

SCORING OFFENSE

Season	Team	G	GO	Avg.
1998	Franklin Pierce	22	122	5.55
1999	Franklin Pierce	21	120	5.71
2000	Barry	19	95	5.00
2001	Christian Bros.	23	166	7.22
2002	Christian Bros.	26	123	4.73
2003	Minn.-Morris	19	82	4.32

TEAM GOALS-AGAINST AVERAGE

Season	Player, Team	G	Min.	GA	GAA
1998	Lynn	20	1,800	7	0.35
1999	Presbyterian	18	1,688	6	0.32
2000	North Fla.	20	1,785	8	0.40
2001	Truman	21	1,807	8	0.40
2002	Kennesaw St.	19	1,736	6	0.31
2003	Adelphi	21	1,908	7	0.33

SHUTOUT PERCENTAGE

Season	Team	G	SO	Pct.
1998	Lynn	20	14	0.70
1999	Presbyterian	18	14	0.78
2000	Minn. Duluth	21	17	0.81
2001	Ashland	18	13	0.72
2002	Barry	19	14	0.74
2003	Metro St.	23	17	0.74

WINNING PERCENTAGE

Season	Player, Team	W	L	T	Pct.
1998	Franklin Pierce	21	1	0	.955
1999	Franklin Pierce	20	1	0	.952
2000	Barry	18	1	0	.947
2001	Christian Bros.	22	1	0	.957
	Franklin Pierce	22	1	0	.957
2002	Christian Bros.	25	1	0	.962
2003	Kennesaw St.	25	1	0	.962

MOST IMPROVED WON-LOSS RECORD

Season	Team	W-L-T	Pvs.	Games Improved
1999	Le Moyne	8-7-0	2-15-1	7
	North Ala.	11-7-1	4-14-0	7

Season	Team	W-L-T	Pvs.	Games Improved
2000	Concord	12-8-1	2-12-0	7
2001	S.C.-Spartanburg	15-3-1	8-12-1	8
2002	Metro St.	18-2-3	6-13-1	11.5
2003	St. Leo	12-6-2	3-13-2	8

2003 Most Improved Teams

School (Coach)	2002	2003	\$Games Improved
St. Leo (Tony Paris)	3-13-2	12-6-2	8.0
Mo.-Rolla (Diana Niland)	1-17-0	8-9-3	7.5
St. Edward's (Erin Lynch)	5-12-2	14-6-0	7.5
UNC Pembroke (Lars Andersson)	4-11-4	13-5-0	7.5
Harding (Greg Harris)	5-14-0	0-7-1	6.0
S.C.-Spartanburg (Kendall Reyes)	5-10-3	13-6-1	6.0
Shepherd (Jim Sweeney)	3-17-0	9-11-0	6.0
Humboldt St. (Andy Cumbo)	8-11-1	12-5-3	5.0
Indiana (Pa.) (Adel Heder)	6-9-2	13-6-0	5.0
Indianapolis (Chris Johnson)	7-11-0	11-5-3	5.0
Salem In'l (Glenn Beggan)	4-15-0	8-9-2	5.0
Southern N.H. (Terry Prouty)	6-10-1	11-5-4	5.0
Tampa (Bobby Johnston)	8-8-2	16-6-0	5.0
Cal St. Dom. Hills (Joe Flanagan)	11-7-3	17-4-2	4.5
Ferris St. (Melissa Eging)	7-10-3	11-5-1	4.5
New Haven (Dan Bacon)	4-14-1	7-8-3	4.5
Augustana (S.D.) (Steve Burckhalter)	4-15-1	7-10-2	4.0
Fla. Southern (Christine Rizzieri)	4-13-2	9-10-0	4.0
Merrimack (Gabe Mejail)	14-6-1	19-3-1	4.0
Mont. St.-Billings (Don Trentham)	2-14-0	6-10-1	4.0
Northern Mich. (Carl Gregor)	7-12-1	10-7-1	4.0
Slippery Rock (Noreen Herlihy)	10-6-1	15-3-2	4.0
West Va. Wesleyan (Anthony James)	12-7-1	16-3-2	4.0
Bryant (Chris Flynn)	8-6-3	14-5-2	3.5
Carson-Newman (Philip McNamara)	11-7-0	15-4-2	3.5
Kennesaw St. (Rob King)	18-1-0	25-1-0	3.5
Kutztown (Jeff Schellenberger)	10-7-2	14-4-3	3.5
North Dakota (Matt Granstrand)	10-6-1	14-3-2	3.5
North Dakota St. (Pete Cuadrado)	9-8-2	11-3-2	3.5
Queens (N.Y.) (Roby Young)	6-11-0	9-7-1	3.5
Saginaw Valley (Jim Conner)	2-14-1	5-10-1	3.5

\$To determine games improved, add the difference in victories between the two seasons to the difference in losses, then divide by two; ties not counted. Includes postseason.

Final Coaches' Polls

NOTE: Poll conducted by the Intercollegiate Soccer Coaches Association of America until 1995. The National Soccer Coaches Association of America assumed responsibility in 1996.

1988

- Barry
- Cal St. Hayward
- Sonoma St.
- Keene St.
- Southern N.H.
- Buffalo
- Northern Colo.
- Springfield
- UNC Greensboro
- Mercyhurst
- Cal St. Dom. Hills
- UC Davis
- Adelphi
- St. Anselm
- Quincy
- Merrimack
- Southampton
- Metro St.
- Army

1989

- Barry
- Cal St. Dom. Hills
- UNC Greensboro
- Keene St.

- Cal St. Hayward
- Adelphi
- Denver
- Southern N.H.
- Mo.-St. Louis
- Metro St.
- Army
- Merrimack
- Mercyhurst
- Sonoma St.
- Truman
- Northern Colo.
- St. Michael's
- Buffalo
- Wis.-Milwaukee
- Quincy

1990

- Sonoma St.
- UNC Greensboro
- Barry
- Adelphi
- Southern N.H.
- Keene St.
- Mercyhurst
- Cal St. Dom. Hills
- SIU Edwardsville

- Merrimack
- UC Davis
- Southampton
- Mo.-St. Louis
- Buffalo
- Cal Poly Pomona
- Springfield
- Metro St.
- Franklin Pierce
- Denver
- St. Anselm

1991

- Sonoma St.
- Barry
- Keene St.
- Mercyhurst
- Adelphi
- Cal St. Dom Hills
- Southern N.H.
- Cal St. Chico
- Quincy
- Springfield
- Mo.-St. Louis
- Southampton
- Cal Poly Pomona
- Stonehill
- Le Moyne
- SIU Edwardsville
- Merrimack
- UC Davis
- Denver
- St. Anselm

1992

- Barry
- Franklin Pierce
- Adelphi
- Sonoma St.
- Keene St.
- Cal St. Dom. Hills
- Cal St. Chico
- Quincy
- Mercyhurst
- Springfield
- UC Davis
- SIU Edwardsville
- Southern N.H.
- Bloomsburg
- Fla. Atlantic
- Stonehill
- Le Moyne
- Cal Poly
- Quinnipiac
- Mo.-St. Louis

1993

- Barry
- Sonoma St.
- Mercyhurst
- Franklin Pierce
- Cal Poly
- Keene St.
- Le Moyne
- Cal St. Chico
- Stonehill
- Adelphi

1994

- Franklin Pierce
- Mercyhurst
- Sonoma St.
- Barry
- Quincy
- Denver
- Bloomsburg
- Keene St.
- Lewis
- Cal St. Chico
- Catawba
- St. Anselm
- Regis (Colo.)
- Presbyterian
- East Stroudsburg
- Mo.-St. Louis
- Southern N.H.
- Metro St.
- Cal St. Dom. Hills
- Quinnipiac

1995

- Franklin Pierce
- Sonoma St.
- Barry
- Mercyhurst
- Denver
- Lewis
- Southern N.H.
- Bloomsburg
- Cal St. Chico
- Quincy
- Air Force
- Elon
- Presbyterian
- Indiana (Pa.)
- Merrimack
- Truman
- West Va. Wesleyan
- UC Davis
- Philadelphia U.
- New Haven
- St. Joseph's (Ind.)
- Mo.-St. Louis
- St. Anselm
- Regis (Colo.)
- Southampton

1996

- Franklin Pierce
- Lynn
- Regis (Colo.)
- St. Joseph's (Ind.)
- Barry

6. Humboldt St.
7. Bloomsburg
8. UC Davis
9. Merrimack
10. SIU Edwardsville
11. Northern Colo.
12. Adelphi
13. Denver
14. Presbyterian
15. Mo. St.-Louis
16. Francis Marion
17. Quinnipiac
18. Southern N.H.
19. Sonoma St.
20. West Va. Wesleyan
21. Truman
22. Cal St. Dom. Hills
23. Keene St.
24. Lock Haven
25. Metro St.

1997

1. Franklin Pierce
2. West Va. Wesleyan
3. Cal St. Dom. Hills
4. Lynn
5. Adelphi
6. Truman
7. Barry
8. Sonoma St.
9. Mesa St.
10. St. Joseph's (Ind.)
11. East Stroudsburg
12. Southern N.H.
13. Northern Colo.

14. Catawba
15. Ashland
16. Presbyterian
17. Mercyhurst
18. Bloomsburg
19. Francis Marion
20. Lock Haven
21. Lewis
- T22. St. Anselm
- T22. Merrimack
24. Mo.-Rolla
25. West Fla.

1998

1. Lynn
2. Sonoma St.
3. Franklin Pierce
4. Ashland
5. Bloomsburg
6. Mesa St.
7. Cal St. Dom. Hills
8. West Va. Wesleyan
9. Barry
- T10. Southern Ind.
- T10. SIU Edwardsville
- T10. Belmont Abbey
13. C.W. Post
14. American Int'l
15. Metro St.
16. Francis Marion
17. Adelphi
18. Mercyhurst
19. West Fla.
20. Binghamton
21. Northern Ky.

22. East Stroudsburg
- T23. Midwestern St.
- T23. Merrimack
25. Cal Poly Pomona

1999

1. Franklin Pierce
2. Cal Poly Pomona
3. Barry
4. Northern Ky.
5. Lock Haven
6. Tex. A&M-Commerce
7. Belmont Abbey
8. Presbyterian
9. Mercyhurst
10. C.W. Post
11. Cal St. Dom. Hills
12. Merrimack
13. Incarnate Word
14. Ashland
15. West Fla.
16. North Dakota St.
17. Lynn
18. Sonoma St.
19. Northern Colo.
- T20. Catawba
- T20. Wheeling Jesuit
22. Truman
23. Stonehill
24. Slippery Rock
25. West Chester

2000

1. UC San Diego

2. Northern Ky.
- T3. Barry
- T3. Franklin Pierce
5. North Fla.
6. Central Okla.
7. Southern Conn. St.
8. Mercyhurst
9. Bloomsburg
10. Lynn
11. Sonoma St.
12. Francis Marion
13. Lock Haven
14. Ashland
- T15. Mesa St.
- T15. Minn. Duluth
17. Christian Bros.
18. Cal Poly Pomona
19. Minn. St. Mankato
20. C.W. Post
21. Merrimack
22. Regis (Colo.)
23. Tusculum
24. Truman
25. Cal St. Bakersfield

2001

1. UC San Diego
2. Christian Bros.
3. Northern Ky.
4. Franklin Pierce
5. Lock Haven
6. Truman
7. Incarnate Word
8. North Fla.
9. Cal Poly Pomona
10. Regis (Colo.)
- T11. Merrimack

- T11. Barry
13. Mercyhurst
14. Slippery Rock
15. Northern Colo.
16. Barton
17. Ashland
18. Cal St. Dom. Hills
19. West Fla.
20. Bloomsburg
21. West Tex. A&M
22. Winona St.
23. Belmont Abbey
24. Bryant
25. Adelphi

2002

1. Christian Bros.
2. Neb.-Omaha
3. Franklin Pierce
4. Metro St.
5. Northern Ky.
6. Barry
7. Adelphi
8. UC San Diego
9. UC Davis
10. Kennesaw St.
11. North Fla.
12. Lock Haven
13. Central Okla.
14. Ashland
15. Merrimack
16. Truman
17. West Fla.
18. West Tex. A&M
19. Catawba
20. Wheeling Jesuit

21. Bloomsburg
22. St. Rose
23. Northern Colo.
24. San Fran. St.
25. Cal Poly Pomona

2003

1. Kennesaw St.
2. Franklin Pierce
3. UC San Diego
4. Neb.-Omaha
5. Metro St.
6. Adelphi
7. Barry
8. Northern Ky.
9. Christian Bros.
10. Grand Valley St.
- T11. Cal St. Dom. Hills
- T11. Tusculum
13. Minn. St. Mankato
14. West Tex. A&M
15. West Chester
16. St. Rose
17. Ashland
18. Truman
19. West Fla.
20. Merrimack
21. Tex. A&M-Commerce
22. Slippery Rock
23. Seattle Pacific
24. Carson-Newman
25. Central Okla.

Division III Women's Records

Individual Records	230
Team Records	236
Polls	240



Individual Records

Official NCAA Division III women's soccer records began with the 1982 season and are based on information submitted to the NCAA statistics service by institutions participating in the statistics rankings. Career records of players include only those years in which they competed in Division III. Annual champions started in the 1998 season, which was the first year the NCAA compiled weekly leaders. In statistical rankings, the rounding of percentages and/or averages may indicate ties where none exist. In these cases, the numerical order of the rankings is accurate.

Scoring

POINTS

Game

20—Beth Byrne, Frank. & Marsh. vs. Wilkes, Oct. 29, 1988

Season

98—Collette Cunningham, Marymount (Va.), 1989 (18 games)

Career

288—Jessica Brooks, Meredith, 1995-98 (66 games)

POINTS PER GAME

Season

5.44—Collette Cunningham, Marymount (Va.), 1989 (98 in 18 games)

Career (Min. 100 Points)

4.36—Jessica Brooks, Meredith, 1995-98 (288 in 66 games)

GOALS

Game

10—Beth Byrne, Frank. & Marsh. vs. Wilkes, Oct. 29, 1988

Season

43—Katy Sturtz, Ohio Wesleyan, 1998 (22 games)

Career

121—Jessica Brooks, Meredith, 1995-98 (66 games)

GOALS PER GAME

Season

2.17—Collette Cunningham, Marymount (Va.), 1989 (39 in 18 games)

Career (Min. 40 Goals)

1.83—Jessica Brooks, Meredith, 1995-98 (121 in 66 games)

ASSISTS

Game

7—Amy Bornfleth, Maryville (Mo.) vs. Westminster (Mo.), Sept. 19, 1999; Jacquie Neuhaus, Neb. Wesleyan vs. Midland Lutheran, Sept. 20, 1997; Karen Bankiewicz, Neb. Wesleyan vs. Northwestern (Iowa), Sept. 4, 1996

Season

30—Kristen Ogulewicz, Western New Eng., 1998 (21 games)

Career

94—Jacquie Neuhaus, Neb. Wesleyan, 1995-98 (85 games)

ASSISTS PER GAME

Season

1.56—Susan Suarez, Meredith, 1998 (28 in 18 games)

Career (Min. 25 Assists)

1.33—Becky Craig, Gordon, 1992-94 (61 in 46 games)

40 GOALS AND 40 ASSISTS

Career

31 players (most recent: Jenny Bruce, Wis.-Stevens Point, 2000-03; Tracy Prihoda, Wheaton (Mass.), 2000-03)

Goalkeeping

SAVES

Game

55—Becky Burnos, Alvernia vs. Wesley, Sept. 25, 1999

Season

398—Tracy Dolence, Lake Erie, 2000 (20 games)

Career

1,114—Amanda Cobb, New Jersey City, 1997-00 (66 games)

SAVES PER GAME

Season

24.17—Alex Rhines, Juniata, 1995 (290 in 12 games)

Career

24.73—Michelle Foiles, Illinois Col., 1993-94 (371 in 15 games)

GOALS AGAINST AVERAGE

Season (Min. half of the team's total minutes)

0.06—Victoria Nusse, TCNJ, 2001 (1 GA in 1,622:43 min.)

Career (Min. 2,500 Minutes)

0.11—Victoria Nusse, TCNJ, 1998-01 (8 GA in 6,303:43 min.)

GOALKEEPER MINUTES PLAYED

Career

7,842:04—Stephanie Romanko, Montclair St., 1999-02

SOLO SHUTOUTS

Season

18—Maggie Futato, Messiah, 2002 (24 games); Julie Friess, UC San Diego, 1989 (21 games); Julie Friess, UC San Diego, 1988 (23 games)

SOLO SHUTOUT PERCENTAGE

(Min. 10 Shutouts)

Season

0.86—Julie Friess, UC San Diego, 1989 (18 in 21 games)

Miscellaneous

FASTEST GOAL FROM START OF GAME

:10—Brooke Davis, Oneonta St. vs. Scranton, Oct. 10, 2001; Laine Montgomery, Goucher vs. Gallaudet, Oct. 18, 2000

FASTEST CONSECUTIVE GOALS BY SAME TEAM

:07—Scranton (Erica Verderbev and Susan McCloy) vs. Delaware Valley, Oct. 4, 1994

FASTEST CONSECUTIVE GOALS BY SAME PLAYER

:09—Jodi Johnson, St. Scholastica vs. Mt. Senario, Sept. 4, 1999

FASTEST THREE CONSECUTIVE GOALS BY SAME TEAM

:52—Emory (Ariella Kanshepolsky, Kim Kendall, Lisa Leff) vs. Agnes Scott, Sept. 23, 1989

FASTEST THREE CONSECUTIVE GOALS BY SAME PLAYER

1:07—Jamie Sims, Otterbein vs. Muskingum, Oct. 19, 2002 (scored at 1:11, 1:37 and 2:18)

FASTEST CONSECUTIVE GOALS BY OPPOSING TEAMS

:11—Grinnell (Liz Graf), then Lake Forest (Jenny Berthiaume), Oct. 7, 2000

CONSECUTIVE GAMES WITH AT LEAST ONE GOAL

27—Katy Sturtz, Ohio Wesleyan, Oct. 10, 1998, to Oct. 27, 1999

CONSECUTIVE HAT-TRICK GAMES AT START OF CAREER

3—Kim Olson, Monmouth (Ill.), Sept. 2, 2000 to Sept. 9, 2000

CONSECUTIVE SHUTOUT MINUTES

1,568:21—Victoria Nusse, TCNJ, Nov. 19, 2000, to Nov. 11, 2001

Game

POINTS

No.	Player, Team vs. Opponent	Date
20	Beth Byrne, Frank. & Marsh. vs. Wilkes	Oct. 29, 1988
18	Katie Pope, Benedictine (Ill.) vs. Mount Mary	Oct. 21, 2000
15	Carine Carvalheiro, New Jersey City vs. CCNY	Oct. 13, 2003
15	Erin Goettl, Simpson vs. Upper Iowa	Oct. 1, 2003
15	Michelle Prather, Benedictine (Ill.) vs. MacMurray	Sept. 6, 2003
15	Alex Hutton, Guilford vs. Ferrum	Sept. 25, 2002
14	Gina Monaco, Buffalo St. vs. D'Youville	Oct. 14, 2003
14	Lindsey Swartzell, Ozarks (Ark.) vs. Louisiana Col.	Oct. 9, 2003
14	Marcy Grulke, Piedmont vs. Fisk	Sept. 27, 2003
14	Katie Pettigrew, Luther vs. Clarke	Sept. 4, 2002
14	Meghan Wudtke, Lakeland vs. Milwaukee Engr.	Oct. 22, 2001
14	Cheryl Schneider, Milwaukee Engr. vs. Mount Mary	Sept. 20, 2001
14	Megan Owens, Knox vs. MacMurray	Sept. 20, 1999
14	Jen Shinbori, Luther vs. Wartburg	Sept. 26, 1998
14	Jenny Morin, Elmhurst vs. Olivet Nazarene	Oct. 19, 1996
14	Kelley Orr, Neb. Wesleyan vs. McPherson	Sept. 11, 1993
14	Lotta Nilsson, Neb. Wesleyan vs. Briar Cliff	Sept. 5, 1993

GOALS

No.	Player, Team vs. Opponent	Date
10	Beth Byrne, Frank. & Marsh. vs. Wilkes	Oct. 29, 1988
7	Erin Goettl, Simpson vs. Upper Iowa	Oct. 1, 2003

No.	Player, Team vs. Opponent	Date
7	Alex Hutton, Guilford vs. Ferrum	Sept. 25, 2002
7	Katie Pettigrew, Luther vs. Clarke	Sept. 4, 2002
7	Megan Owens, Knox vs. MacMurray	Sept. 20, 1999
6	Gina Monaco, Buffalo St. vs. D'Youville	Oct. 14, 2003
6	Carine Carvalheiro, New Jersey City vs. CCNY	Oct. 13, 2003
6	Lindsey Swartzell, Ozarks (Ark.) vs. Louisiana Col.	Oct. 9, 2003
6	Michelle Prather, Benedictine (Ill.) vs. MacMurray	Sept. 6, 2003
6	Katie Pettigrew, Luther vs. Upper Iowa	Nov. 2, 2002
6	Melissa Wiggins, Pitt-Greensburg vs. Columbia Union	Sept. 2, 2002
6	Meghan Wudtke, Lakeland vs. Milwaukee Engr.	Oct. 22, 2001
6	Cheryl Schneider, Milwaukee Engr. vs. Mount Mary	Sept. 20, 2001
6	Lisa Diamond, Framingham St. vs. Mass.-Boston	Sept. 9, 2001
6	Katie Pope, Benedictine (Ill.) vs. Mount Mary	Oct. 21, 2000
6	Jolanda Aalbers, Wis.-Oshkosh vs. Wis.-River Falls	Oct. 6, 2000
6	Erin Cunniffe, UC Santa Cruz vs. Mills	Oct. 20, 1999
6	Lindsay Pappas, Marywood vs. Alvernia	Sept. 27, 1999
6	Lindsay Pappas, Marywood vs. Gallaudet	Sept. 5, 1999
6	Alicia Vegas, Simpson vs. William Jewell	Oct. 27, 1998
6	Erin Killian, Kalamazoo vs. Alma	Oct. 13, 1998
6	Marissa Mowen, Wartburg vs. Iowa Wesleyan	Oct. 5, 1998
6	Jen Shinbori, Luther vs. Wartburg	Sept. 26, 1998
6	Lotta Nilsson, Neb. Wesleyan vs. McPherson	Oct. 7, 1994
6	Maril Davis, Claremont-M-S vs. Redlands	Oct. 27, 1993
6	Leslie Stechschulte, Capital vs. Oberlin	Sept. 13, 1993
6	Kelley Orr, Neb. Wesleyan vs. McPherson	Sept. 11, 1993

ASSISTS

No.	Player, Team vs. Opponent	Date
7	Amy Bornfleth, Maryville (Mo.) vs. Westminster (Mo.)	Sept. 19, 1999
7	Jacquie Neuhaus, Neb. Wesleyan vs. Midland Lutheran	Sept. 20, 1997
7	Karen Bankiewicz, Neb. Wesleyan vs. N'western (Iowa)	Sept. 4, 1996
6	Katie Pettigrew, Luther vs. Clarke	Sept. 5, 2001
6	Katie Pope, Benedictine (Ill.) vs. Mount Mary	Oct. 21, 2000
6	Annie Tock, Hanover vs. St. Mary of the Wood	Oct. 13, 2000
6	Stephanie Lappen, UC Santa Cruz vs. Mills	Oct. 20, 1999
6	Trinity Tissue, Cornell College vs. Milwaukee Engr.	Oct. 4, 1998
6	Shelly Fargo, Neb. Wesleyan vs. Dana	Nov. 1, 1996
6	Jennifer Tischaefel, Wis.-La Crosse	Oct. 2, 1996
6	Tatia Beskovich, Va. Wesleyan vs. Hollins	1995
6	Tab Sandman, Neb. Wesleyan vs. McPherson	Oct. 7, 1994
6	Sandy Shaneyfelt, Neb. Wesleyan vs. McPherson	Oct. 7, 1994
6	Nicole Sarubbi, Roger Williams vs. Johnson & Wales (R.I.)	1994
6	Susan Mash, Heidelberg vs. Hiram	1991

SAVES

No.	Player, Team vs. Opponent	Date
55	Becky Burnos, Alvernia vs. Wesley	Sept. 25, 1999
44	Tracy Dolence, Lake Erie vs. Penn. St.-Behrend	Oct. 17, 2000
44	Kristi Wilke, Wis.-Superior vs. Northwestern (Minn.)	Sept. 11, 1999
43	Melinda Daigneault, Daniel Webster vs. Emerson	Oct. 12, 1998
43	Dawn Crownover, Wooster vs. Denison	Oct. 1, 1985
42	Sara Besaw, Upper Iowa vs. Luther	Oct. 18, 2003
42	Holly Wachtel, MacMurray vs. Principia	Oct. 9, 1999
42	Erin Ball, Buffalo St. vs. Niagara	1992
41	Laura Sanden, Buena Vista vs. Northwestern (Ia.)	Sept. 27, 2001
41	Jenny Akman, Guilford vs. Western Caro.	Oct. 3, 1999
41	Jen Prudden, Colby-Sawyer vs. Plymouth St.	Oct. 22, 1998
41	Karen McHugh, Colby-Sawyer vs. Bates	Oct. 17, 1985
40	Erin Johnson, Wis.-Superior vs. Wis.-River Falls	Sept. 22, 2002
40	Laura Castro, Agnes Scott vs. Meredith	Oct. 23, 1998
40	Elissa Jacobson, Goucher vs. St. Mary's (Minn.)	1991

Season

POINTS PER GAME

Player, Team	Year	Games	Points	Avg.
Collette Cunningham, Marymount (Va.)	1989	18	98	5.44
Jessica Brooks, Meredith	1998	18	90	5.00
Emilie Replogle, Delaware Valley	1996	15	72	4.80
Jennifer Russell, Kalamazoo	1991	18	83	4.61
Katie Pope, Benedictine (Ill.)	2000	18	82	4.56
Jessica Brooks, Meredith	1996	18	82	4.56
Jolanda Aalbers, Wis.-Oshkosh	2000	15	68	4.53
Lynne Stever, Nazareth	1983	13	58	4.46
Vickie Shalian, Emmanuel (Mass.)	1997	16	71	4.44
Lindsay Benson, Gordon	2002	22	97	4.41
Leslie Stechschulte, Capital	1993	18	79	4.39
Amy Bornfleth, Maryville (Mo.)	1996	18	78	4.33
Kelley Orr, Neb. Wesleyan	1993	15	65	4.33
Brooke Anderson, Rockford	2002	18	78	4.33
Katie Pettigrew, Luther	2003	19	82	4.32
Katy Sturtz, Ohio Wesleyan	1998	22	95	4.32
Jennifer Russell, Kalamazoo	1993	19	81	4.26
Lindsay Talbot, La Roche	2000	20	85	4.25
Beth Byrne, Frank. & Marsh	1988	17	72	4.24
Tina Atwood, Rockford	1998	19	80	4.21

POINTS

Player, Team	Year	Games	Goals	Assists	Points
Collette Cunningham, Marymount (Va.)	1989	18	39	20	98
Lindsay Benson, Gordon	2002	22	42	13	97
Katy Sturtz, Ohio Wesleyan	1998	22	43	9	95
Jessica Brooks, Meredith	1998	18	34	22	90
Tracy Prihoda, Wheaton (Mass.)	2001	21	38	11	87
Kate Brunelle, Western New Eng.	1998	22	34	19	87
Lindsay Talbot, La Roche	2000	20	34	17	85
Erin Killian, Kalamazoo	1998	21	32	30	84
Pernille Olson, Luther	1992	20	35	14	84
Tracy Prihoda, Wheaton (Mass.)	2002	24	30	23	83
Lotta Nilsson, Neb. Wesleyan	1996	23	28	27	83
Jennifer Russell, Kalamazoo	1991	18	35	13	83
Katie Pettigrew, Luther	2003	19	34	14	82
Katie Pope, Benedictine (Ill.)	2000	18	32	18	82
Jessica Brooks, Meredith	1996	18	36	10	82
Nicole Hayashi, Principia	2000	20	31	19	81
Jennifer Russell, Kalamazoo	1993	19	34	13	81
Tara Dyk, Calvin	1998	22	35	10	80
Tina Atwood, Rockford	1998	19	37	6	80
Katie Pettigrew, Luther	2002	19	35	9	79


Player, Team	Year	Games	Goals	Assists	Points
Kelly Fink, Concordia (Wis.)	2000	19	31	17	79
Leslie Stechshulte, Capital	1993	18	29	21	79

GOALS PER GAME

Player, Team	Year	Games	Goals	Avg.
Collette Cunningham, Marymount (Va.)	1989	18	39	2.17
Vickie Shalian, Emmanuel (Mass.)	1997	16	34	2.13
Emilie Replogle, Delaware Valley	1996	15	32	2.13
Lynne Stever, Nazareth	1983	13	27	2.08
Jolanda Aalbers, Wis.-Oshkosh	2000	15	30	2.00
Jessica Brooks, Meredith	1996	18	36	2.00
Katy Sturtz, Ohio Wesleyan	1998	22	43	1.95
Tina Atwood, Rockford	1998	19	37	1.95
Jennifer Russell, Kalamazoo	1991	18	35	1.94
Lindsay Benson, Gordon	2002	22	42	1.91
Maril Davis, Claremont-M-S	1993	19	36	1.89
Jessica Brooks, Meredith	1998	18	34	1.89
Brooke Anderson, Rockford	2002	18	34	1.89
Katie Pettigrew, Luther	2002	19	35	1.84
Amy Bornfleth, Maryville (Mo.)	1996	18	33	1.83
Beth Byrne, Frank. & Marsh	1988	17	31	1.82
Tracy Prihoda, Wheaton (Mass.)	2001	21	38	1.81
Beth Byrne, Frank. & Marsh	1986	16	29	1.81
Amy Gilfillan, Wis.-River Falls	2002	20	36	1.80
Katie Pettigrew, Luther	2003	19	34	1.79
Sara Hamed, Pitt.-Bradford	2000	19	34	1.79
Jennifer Russell, Kalamazoo	1993	19	34	1.79

GOALS

Player, Team	Year	Games	Goals
Katy Sturtz, Ohio Wesleyan	1998	22	43
Lindsay Benson, Gordon	2002	22	42
Collette Cunningham, Marymount (Va.)	1989	18	39
Tracy Prihoda, Wheaton (Mass.)	2001	21	38
Tina Atwood, Rockford	1998	19	37
Amy Gilfillan, Wis.-River Falls	2002	20	36
Maril Davis, Claremont-M-S	1993	19	36
Katie Pettigrew, Luther	2002	19	35
Tara Dyk, Calvin	1998	22	35
Pernille Olson, Luther	1992	20	35
Jennifer Russell, Kalamazoo	1991	18	35
Katie Pettigrew, Luther	2003	19	34
Brooke Anderson, Rockford	2002	18	34
Sara Hamed, Pitt.-Bradford	2000	19	34
Lindsay Talbot, La Roche	2000	20	34
Cherie Peterson, Augustana (Ill.)	1999	20	34
Julie Veloff, Edgewood	1998	22	34
Jessica Brooks, Meredith	1998	18	34
Kate Brunelle, Western New Eng.	1998	22	34
Vickie Shalian, Emmanuel (Mass.)	1997	16	34
Jennifer Russell, Kalamazoo	1993	19	34



Wisconsin-Stout junior Carrie Schrank averaged 1.12 assists per game in 2003.

Wisconsin-Stout Sports Information

ASSISTS PER GAME

Player, Team	Year	Games	Assists	Avg.
Susan Suarez, Meredith	1998	18	28	1.56
Kristen Ogulewicz, Western New Eng.	1998	21	30	1.43
Stefanie Wieland, Gwynedd-Mercy	1999	15	21	1.40
Kristine Schmid, Concordia (Wis.)	1998	20	28	1.40
Lisa Romoser, Carthage	1997	20	28	1.40
Jacquie Neuhaus, Neb. Wesleyan	1997	20	28	1.40
Amy Bornfleth, Maryville (Mo.)	1999	18	25	1.39
Leslie Stechshulte, Capital	1994	18	24	1.33
Nicole Sarubbi, Roger Williams	1993	18	22	1.22
Elena Ziarnik, Stevens Institute	2001	18	21	1.17
Jacquie Neuhaus, Neb. Wesleyan	1998	23	27	1.17
Lotta Nilsson, Neb. Wesleyan	1996	23	27	1.17
Sarah Williams, Heidelberg	1997	18	21	1.17
Leslie Stechshulte, Capital	1993	18	21	1.17
Carrie Stallings, Notre Dame (Md.)	1992	13	15	1.15
Carrie Schrank, Wis.-Stout	2003	17	19	1.12
Sabrina Foley, Benedictine (Ill.)	2000	18	20	1.11
Collette Cunningham, Marymount (Va.)	1989	18	20	1.11
Bess Watson, Gordon	2000	21	23	1.10
Susie Anderson, Kalamazoo	1998	21	23	1.10

ASSISTS

Player, Team	Year	Games	Assists
Kristen Ogulewicz, Western New Eng.	1999	21	30
Kristine Schmid, Concordia (Wis.)	1998	20	28
Susan Suarez, Meredith	1998	18	28
Lisa Romoser, Carthage	1997	20	28
Jacquie Neuhaus, Neb. Wesleyan	1997	20	28
Jacquie Neuhaus, Neb. Wesleyan	1998	23	27
Lotta Nilsson, Neb. Wesleyan	1996	23	27
Amy Bornfleth, Maryville (Mo.)	1999	18	25
Leslie Stechshulte, Capital	1994	18	24
Tracy Prihoda, Wheaton (Mass.)	2002	24	23
Bess Watson, Gordon	2000	21	23
Stefany Nutter, Lakeland	2000	22	23
Susie Anderson, Kalamazoo	1998	21	23
Sandi Poniatowski, Kalamazoo	1998	21	22
Nicole Sarubbi, Roger Williams	1993	18	22
Heidi Campbell, St. Mary's (Minn.)	1986	24	22
Catherine Peo, Smith	2003	22	21
Bess Watson, Gordon	2002	20	21
Elena Ziarnik, Stevens Institute	2001	18	21
Melissa Moore, Waynesburg	1999	22	21
Stefanie Wieland, Gwynedd-Mercy	1999	15	21
Sarah Williams, Heidelberg	1997	18	21
Leslie Stechshulte, Capital	1993	18	21

SAVES PER GAME

Player, Team	Year	Games	Saves	Avg.
Alex Rhines, Juniata	1995	12	290	24.17
Amanda Cobb, New Jersey City	1998	11	237	21.55
Gina Gurguolo, Wash. & Jeff.	1994	16	337	21.06
Heather Braithewaite, Agnes Scott	1992	15	313	20.78
Melinda Daigneault, Daniel Webster	1996	13	268	20.62
Amanda Cobb, New Jersey City	2000	18	371	20.61
Sara Jesuit, Marian (Wis.)	2002	18	365	20.28
Ashley Nicolls, Wis.-Superior	2000	13	263	20.23
Becky Burnos, Alvernia	1999	15	302	20.13
Tracy Dolence, Lake Erie	2000	20	398	19.90
Christina Koenig, Millsaps	1998	18	352	19.56
Dawn Crownover, Wooster	1985	11	214	19.45
Sarah Djuric, Marymount (Va.)	1994	18	350	19.44
Gina Zeno, Worcester St.	1991	12	232	19.33
Julia Rose, Heidelberg	2002	18	345	19.17
Kristi Wilke, Wis.-Superior	1999	13	249	19.15
Elissa Jacobson, Goucher	1991	14	265	18.93
Jacqui Mullen, Daniel Webster	1995	12	226	18.83
Gina Sgroi, New Jersey City	2003	15	281	18.73
Sarah Kephart, McDaniel	1993	15	277	18.47

SAVES

Player, Team	Year	Games	Saves
Tracy Dolence, Lake Erie	2000	20	398
Amanda Cobb, New Jersey City	2000	18	371
Sara Jesuit, Marian (Wis.)	2002	18	365
Christina Koenig, Millsaps	1998	18	352
Sarah Djuric, Marymount (Va.)	1994	18	350
Julia Rose, Heidelberg	2002	18	345
Gina Gurguolo, Wash. & Jeff.	1994	16	337
Krista Summers, King's (Pa.)	1998	18	330
Angela Hadwin, Bryn Mawr	1998	19	326
Jenny Akman, Guilford	1999	19	318

Player, Team	Year	Games	Saves
Jen Poliquin, Southern Me.	1994	18	318
Heather Braithewaite, Agnes Scott	1992	15	313
Nancy Blease, Wheaton (Mass.)	1993	19	307
Sara Pray, Pine Manor	2000	18	306
Kim Brightman, Utica/Rome	1998	17	306
Stephanie Brennan, King's (Pa.)	2000	17	304
Becky Burnos, Alvernia	1999	15	302
Michelle Arnold, Clarkson	1995	17	297
Kelli Bracken, Albright	1997	18	290
Alex Rhines, Juniata	1995	12	290

GOALS-AGAINST AVERAGE

Player, Team	Year	GA	Min.	GAA
Victoria Nusse, TCNJ	2001	1	1,622	0.055
Victoria Nusse, TCNJ	2000	2	1,959	0.092
Kim McCormick, Scranton	2003	2	1,786	0.101
Mindy Hammond, Ohio Wesleyan	2002	3	1,691	0.160
Julie Friess, UC San Diego	1989	4	2,034	0.177
Victoria Nusse, TCNJ	1999	4	1,928	0.187
Danielle Mastro Simone, TCNJ	1993	5	2,247	0.200
Becca Giefer, New York U.	2002	3	1,280	0.211
Abby Rabinovitz, Wis.-Stevens Point	2000	4	1,586	0.227
Beth Howland, Ithaca	1989	3	1,170	0.231
Elizabeth Cope, Wellesley	1999	5	1,863	0.242
Courtney Petrie, Trinity (Tex.)	1999	3	1,108	0.244
Beth Howland, Ithaca	1990	4	1,470	0.245
Maggie Futato, Messiah	2002	6	2,165	0.249
Katie Chrien, Otterbein	2003	5	1,727	0.261
Hallie McNeill, Rhodes	1994	3	1,020	0.265
Erin Henrich, DePauw	1999	5	1,676	0.269
Molly Helleman, Wellesley	1998	5	1,674	0.269
Jennifer Hetland, UC San Diego	1999	5	1,644	0.274
Anna Bacho, Macalester	1998	6	1,958	0.276

SOLO SHUTOUT PERCENTAGE

(Min. 10 Shutouts)

Player, Team	Year	Games	Shutouts	Pct.
Julie Friess, UC San Diego	1989	21	18	0.86
Mary St. Germain, Plymouth St.	1988	19	15	0.79
Julie Friess, UC San Diego	1988	23	18	0.78
Kim McCormick, Scranton	2003	22	17	0.77
Molly Helleman, Wellesley	1998	21	16	0.76
Julie Friess, UC San Diego	1987	21	16	0.76
Maggie Futato, Messiah	2002	24	18	0.75
Elizabeth Cope, Wellesley	1999	20	15	0.75
Katie Chrien, Otterbein	2003	19	14	0.74
Tae Ruppe, St. Benedict	2003	19	14	0.74
Jennifer Hetland, UC San Diego	1997	22	16	0.73
Missy Samuels, Cortland St.	1992	22	16	0.73
Missy Samuels, Cortland St.	1991	22	16	0.73
Rebecca Brooks, Williams	1999	18	13	0.72
Wendy Morgans, Moravian	1996	18	13	0.72
Danielle Mastro Simone, TCNJ	1993	24	17	0.71
Victoria Nusse, TCNJ	2001	20	14	0.70
Kristi Kauffman, Salisbury	1996	20	14	0.70
Tara Joosten, Gust. Adolphus	1995	20	14	0.70
Shelby Springer, Willamette	2000	23	16	0.70
Anna Bacho, Macalester	1999	23	16	0.70
Jen Foreman, N.C. Wesleyan	1999	23	16	0.70

SOLO SHUTOUTS

Player, Team	Year	Games	Shutouts
Maggie Futato, Messiah	2002	24	18
Julie Friess, UC San Diego	1989	21	18
Julie Friess, UC San Diego	1988	23	18
Kim McCormick, Scranton	2003	22	17
Emily Boeing, Wheaton (Mass.)	1999	25	17
Danielle Mastro Simone, TCNJ	1993	24	17
Shelby Springer, Willamette	2000	23	16
Anna Bacho, Macalester	1999	23	16
Jen Foreman, N.C. Wesleyan	1999	23	16
Molly Helleman, Wellesley	1998	21	16
Jennifer Hetland, UC San Diego	1997	22	16
Missy Samuels, Cortland St.	1992	22	16
Missy Samuels, Cortland St.	1991	22	16
Julie Friess, UC San Diego	1987	21	16
Allecia Tull, Oneonta St.	1999	23	15
Elizabeth Cope, Wellesley	1999	20	15
Anna Bacho, Macalester	1998	23	15
Robin Heard, Willamette	1998	24	15
Anne Wenhe, Mary Washington	1997	22	15
Mary St. Germain, Plymouth St.	1988	19	15

Table with 5 columns: Player, Team, Goals, Assists, Points, Years. Lists individual career statistics for various players and teams.

Table with 4 columns: Time, First Goal, Second Goal, Date. Lists the time of the first and second goals and the date they were scored.

FASTEST CONSECUTIVE GOALS, OPPOSING TEAMS

Table with 4 columns: Time, First Goal, Second Goal, Date. Lists the fastest consecutive goals against different opposing teams.

Miscellaneous

FASTEST GOAL, START OF GAME

Table with 4 columns: Time, Player, Team, Opponent, Date. Lists the fastest goal at the start of a game.

FASTEST CONSECUTIVE GOALS, SAME TEAM

Table with 4 columns: Time, Players, Team, Opponent, Date. Lists the fastest consecutive goals by the same team.

CONSECUTIVE GAMES WITH AT LEAST ONE GOAL

Table with 4 columns: No., Player, Team, From, To. Lists consecutive games with at least one goal.

CONSECUTIVE SHUTOUT MINUTES

Table with 4 columns: Min., Player, Team, From, To. Lists consecutive shutout minutes.

Annual Champions

Table with 7 columns: Season, Player, Team, Cl., G, GO, A, P, Avg. Lists annual champions and their statistics.

DIVISION III WOMEN'S BASKETBALL

Season	Player, Team	Cl.	G	GO	A	P	Avg.
2000	Katie Pope, Benedictine (Ill.)	Sr.	18	32	18	82	4.56
2001	Tracy Prihoda, Wheaton (Mass.)	So.	21	38	11	87	4.14
2002	Lindsey Benson, Gordon	Jr.	20	40	13	93	4.65
2003	Katie Pettigrew, Luther	Jr.	19	34	14	82	4.32

GOALS PER GAME

Season	Player, Team	Cl.	G	GO	Avg.
1998	Katy Sturtz, Ohio Wesleyan	Fr.	22	43	1.95
1999	Cherie Peterson, Augustana (Ill.)	Jr.	20	34	1.70
2000	Jolanda Aalbers, Wis.-Oshkosh	Fr.	15	30	2.00
2001	Tracy Prihoda, Wheaton (Mass.)	So.	21	38	1.81
2002	Lindsey Benson, Gordon	Jr.	20	40	2.00
2003	Katie Pettigrew, Luther	Jr.	19	34	1.79

ASSISTS PER GAME

Season	Player, Team	Cl.	G	A	Avg.
1998	Kristen Ogulewicz, Western New Eng.	Jr.	21	30	1.43
1999	Stefanie Wieland, Gwynedd-Mercy	Fr.	15	21	1.40
2000	Sabrina Foley, Benedictine (Ill.)	Sr.	18	20	1.11

Season	Player, Team	Cl.	G	A	Avg.
2001	Elena Ziarnik, Stevens Institute	Sr.	18	21	1.17
2002	Bess Watson, Gordon	Sr.	20	21	1.05
2003	Carrie Schrank, Wis.-Stout	Jr.	17	19	1.12

GOALS-AGAINST AVERAGE

Season	Player, Team	Cl.	G	Min.	GA	GAA
1998	Molly Hellerman, Wellesley	Sr.	20	1,674	5	0.27
1999	Victoria Nusse, TCNJ	So.	24	1,928	4	0.19
2000	Victoria Nusse, TCNJ	Jr.	24	1,959	2	0.09
2001	Victoria Nusse, TCNJ	Sr.	20	1,622	1	0.06
2002	Mindy Hammond, Ohio Wesleyan	Sr.	23	1,691	3	0.16
2003	Kim McCormick, Scranton	Jr.	22	1,786	2	0.10

SAVES PER GAME

Season	Player, Team	Cl.	G	SV	Avg.
1998	Amanda Cobb, New Jersey City	So.	11	237	21.55
1999	Becky Burnos, Alvernia	Fr.	15	302	20.13
2000	Amanda Cobb, New Jersey City	Sr.	18	371	20.61
2001	Lauren Bentrup, Monmouth (Ill.)	Jr.	14	246	17.57
2002	Sara Jesuit, Marian (Wis.)	Sr.	18	365	20.28
2003	Gina Sgroi, New Jersey City	So.	15	281	18.73

Team Records

Official NCAA Division III women's soccer records began with the 1982 season and are based on information submitted to the NCAA statistics service by institutions participating in the statistics rankings. Annual champions started in the 1998 season, which was the first year the NCAA compiled weekly leaders. In statistical rankings, the rounding of percentages and/or averages may indicate ties where none exist. In these cases, the numerical order of the rankings is accurate.

Scoring

POINTS

Game
114—Neb. Wesleyan vs. Dana, Nov. 1, 1996

GOALS

Game
33—Neb. Wesleyan vs. Dana, Nov. 1, 1996

Season
173—Neb. Wesleyan, 1996 (23 games)

SCORING AVERAGE

Season
7.52—Neb. Wesleyan, 1996 (173 goals in 23 games)

Game

POINTS

No.	Team vs. Opponent	Date
114	Neb. Wesleyan vs. Dana	Nov. 1, 1996
74	Neb. Wesleyan vs. McPherson	Oct. 7, 1994
68	Neb. Wesleyan vs. Midland Lutheran	Sept. 20, 1997
59	Simpson vs. Buena Vista	Oct. 10, 2001
58	Luther vs. William Penn	Nov. 6, 1996
56	Webster vs. Stephens	Sept. 6, 2001
53	Neb. Wesleyan vs. Midland Lutheran	Oct. 2, 1999
52	Benedictine (Ill.) vs. Mount Mary	Oct. 21, 2000
52	Ohio Northern vs. Defiance	Oct. 7, 1997
51	Luther vs. Upper Iowa	Nov. 2, 2002
51	Hardin-Simmons vs. Concordia-Austin	Sept. 18, 2000
50	Kalamazoo vs. Adrian	Oct. 27, 1998
50	Edgewood vs. Lakeland	Sept. 10, 1997
48	Kalamazoo vs. St. Mary's (Ind.)	Oct. 7, 2000
47	St. Catherine vs. Milwaukee Engr.	Sept. 10, 2000

GOALS

No.	Team vs. Opponent	Date
33	Neb. Wesleyan vs. Dana	Nov. 1, 1996
22	Neb. Wesleyan vs. McPherson	Oct. 7, 1994

ASSISTS

Game
48—Neb. Wesleyan vs. Dana, Nov. 1, 1996

Defense

SAVES

Game
55—Alvernia vs. Wesley, Sept. 25, 1999

Season
398—Lake Erie, 2000 (20 games)

SAVES PER GAME

Season
24.17—Juniata, 1995 (290 in 12 games)

GOALS AGAINST AVERAGE

Season
0.05—TCNJ, 2001 (1 GA in 1,800 min.)

SHUTOUTS

Season
21—Scranton, 2003 (24 games); TCNJ, 1993 (24 games) and 2000 (24 games)

SHUTOUT PERCENTAGE

Season
0.95—TCNJ, 2001 (19 in 20 games)

Miscellaneous

CONSECUTIVE WINS

60—Ohio Wesleyan, Sept. 5, 2001 to Oct. 22, 2003

CONSECUTIVE GAMES WITHOUT A LOSS

60—Ohio Wesleyan, Sept. 5, 2001 to Oct. 22, 2003

CONSECUTIVE HOME WINS

38—Willamette, Sept. 14, 2000 to Oct. 25, 2003

CONSECUTIVE HOME GAMES WITHOUT A LOSS

74—Willamette, 1997 to current

CONSECUTIVE CONFERENCE WINS
(Includes conference tournaments)

70—Wis.-Stevens Point, Sept. 13, 1997 to Sept. 30, 2003

CONSECUTIVE CONFERENCE GAMES WITHOUT A LOSS
(Includes conference tournaments)

72—Wis.-Stevens Point, Sept. 13, 1997 to Oct. 19, 2003

CONSECUTIVE SHUTOUTS

19—TCNJ, Sept. 1, 2001 to Nov. 4, 2001

WINS IN A SEASON

24—Ohio Wesleyan, 2002

CONSECUTIVE WINNING SEASONS

22—Ithaca, 1982 to present; Rochester, 1982 to present

MOST IMPROVED WON-LOST RECORD

10.5—Oliver, 1997 (5-13-1) to 1998 (16-30); Rhodes, 1990 (0-14-1) to 1991 (10-3-1)

TIES IN A SEASON

7—Ithaca, 1989

0-0 TIES IN A SEASON

5—Ithaca, 1989

OVERTIME GAMES IN A SEASON

10—Ithaca, 1989 (4-1-5 in OT games)

No.	Team vs. Opponent	Date
21	Neb. Wesleyan vs. Midland Lutheran	Sept. 20, 1997
19	Simpson vs. Buena Vista	Oct. 10, 2001
19	Webster vs. Stephens	Sept. 6, 2001
19	Luther vs. William Penn	Nov. 6, 1996
18	Luther vs. Upper Iowa	Nov. 2, 2002
18	Benedictine (Ill.) vs. Mount Mary	Oct. 21, 2000
18	Kalamazoo vs. Adrian	Oct. 27, 1998
18	Ohio Northern vs. Defiance	Oct. 7, 1997
18	Wheaton (Ill.) vs. Millikin	Sept. 2, 1996
17	Piedmont vs. Fisk	Nov. 1, 2003
17	Cornell Col. vs. Buena Vista	Sept. 22, 2001
17	Hardin-Simmons vs. Concordia-Austin	Sept. 18, 2000
17	Wis.-La Crosse vs. Wis.-Superior	Oct. 23, 1999
17	Wis.-Eau Claire vs. Wis.-Superior	Oct. 16, 1999
17	Waynesburg vs. Trinity (D.C.)	Oct. 9, 1999
17	Neb. Wesleyan vs. Midland Lutheran	Oct. 2, 1999

ASSISTS

No.	Team vs. Opponent	Date
48	Neb. Wesleyan vs. Dana	Nov. 1, 1996
30	Neb. Wesleyan vs. McPherson	Oct. 7, 1994
27	Neb. Wesleyan vs. Northwestern (Iowa)	Sept. 4, 1996
26	Neb. Wesleyan vs. Midland Lutheran	Sept. 20, 1997
21	Simpson vs. Buena Vista	Oct. 10, 2001

Team	Year	Games	No.	Pct.
DePauw	1999	21	17	0.809
William Smith	1988	20	16	0.800
Messiah	2001	19	15	0.789
Kalamazoo	1990	19	15	0.789
Plymouth St.	1988	19	15	0.789
Oneonta St.	1999	23	18	0.783
Macalester	1998	23	18	0.783
UC San Diego	1988	23	18	0.783
Wellesley	1998	21	16	0.762
Wis.-Stevens Point	1992	21	16	0.762
Wheaton (Mass.)	2003	25	19	0.760
Ithaca	1989	25	19	0.760

SHUTOUTS

Team	Year	Games	Shutouts
Scranton	2003	24	21
TCNJ	2000	24	21
TCNJ	1993	24	21
TCNJ	1999	24	20
Ohio Wesleyan	2002	24	20
Wheaton (Mass.)	2003	25	19
TCNJ	2001	20	19
Ithaca	1989	25	19
Oneonta St.	2003	25	18
Messiah	2002	24	18
Hardin-Simmons	2001	25	18
Oneonta St.	1999	23	18
Macalester	1998	23	18
Ithaca	1991	24	18
Cortland St.	1990	25	18
UC San Diego	1989	21	18
UC San Diego	1988	23	18
DePauw	1999	21	17
Macalester	1999	23	17
Wheaton (Mass.)	1999	25	17
TCNJ	1994	23	17

Miscellaneous

CONSECUTIVE WINS

No.	Team	From	To
60	Ohio Wesleyan	Sept. 5, 2001	Oct. 22, 2003
34	TCNJ	Sept. 29, 2000	Nov. 4, 2001
26	Heidelberg	1990	1991
23	Messiah	Aug. 30, 2002	Nov. 30, 2002
23	Edgewood	Sept. 6, 1996	Sept. 4, 1997



Luther junior Katie Pettigrew was the 2003 leader in Points Per Game and Goals Per Game. Pettigrew scored 34 goals and had 14 assists.

No.	Team	From	To
22	UC San Diego	Sept. 30, 1996	Sept. 16, 1997
20	Wheaton (Mass.)	Aug. 31, 2001	Oct. 28, 2001
20	Plattsburgh St.	Sept. 3, 1998	Sept. 2, 1999
20	Cortland St.	1990	1990
19	Wheaton (Mass.)	Sept. 14, 2003	Nov. 16, 2003
19	Wheaton (Mass.)	Sept. 15, 2002	Nov. 17, 2002
19	Ohio Wesleyan	Sept. 1, 1999	Nov. 5, 1999
19	Gordon	Sept. 15, 1993	Sept. 24, 1994
18	Oneonta St.	Sept. 10, 2000	Nov. 5, 2000
18	TCNJ	Sept. 1, 1999	Oct. 21, 1999
18	TCNJ	Sept. 3, 1997	Oct. 31, 1997
18	Wooster	Sept. 4, 1996	Oct. 26, 1996
18	TCNJ	1993	Oct. 20, 1994

CONSECUTIVE GAMES WITHOUT A LOSS

No.	Team	From	To
60	Ohio Wesleyan	Sept. 5, 2001	Oct. 22, 2003
34	TCNJ	Sept. 29, 2000	Nov. 4, 2001
32	TCNJ	Sept. 26, 1993	Oct. 20, 1994
29	Messiah	Oct. 17, 2001	Nov. 30, 2002
29	Emory	Sept. 18, 1998	Oct. 16, 1999
27	UC San Diego	Oct. 12, 1992	Nov. 7, 1993
27	Heidelberg	1990	1991
25	Cortland St.	1990	1991
24	Ithaca	Sept. 2, 1989	Nov. 11, 1989
23	TCNJ	Sept. 1, 1999	Nov. 13, 1999
23	Willamette	Sept. 7, 1998	Nov. 15, 1998
23	Edgewood	Sept. 6, 1996	Sept. 4, 1997
22	Salisbury	Aug. 30, 2000	Nov. 5, 2000
22	UC San Diego	Sept. 30, 1996	Sept. 16, 1997
22	UC San Diego	Sept. 5, 1988	Nov. 12, 1988

CONSECUTIVE HOME WINS

(Includes conference and NCAA tournaments)

No.	Team	From	To
38	Willamette	Sept. 14, 2000	Oct. 25, 2003
33	Ohio Wesleyan	Sept. 15, 2001	Nov. 1, 2003
32	Puget Sound	Oct. 23, 1999	Oct. 18, 2003
31	Trinity (Tex.)	Sept. 29, 1999	Aug. 30, 2002
31	Macalester	Sept. 1, 1999	Oct. 26, 2001
31	Wheaton (Mass.)	Oct. 7, 1999	Oct. 28, 2001
23	Oneonta St.	Oct. 16, 1996	Oct. 6, 1999
23	Ohio Northern	Nov. 3, 1996	Oct. 28, 1998
22	TCNJ	Oct. 29, 1999	Sept. 21, 2002
22	UC San Diego	Sept. 30, 1996	Sept. 12, 1998
20	Oneonta St.	Oct. 16, 1999	Oct. 27, 2001
20	Anna Maria	Oct. 9, 1996	Oct. 17, 1998
19	Salisbury	Oct. 7, 1995	Sept. 27, 1997
18	Wis.-Stevens Point	Sept. 28, 2000	Oct. 27, 2001
18	Wis.-Stevens Point	Oct. 8, 1998	Sept. 19, 2000

CONSECUTIVE HOME GAMES WITHOUT A LOSS

No.	Team	From	To
74	Willamette	1997	present
52	Macalester	1997	2002
47	TCNJ	Oct. 17, 1998	present
46	Oneonta St.	Oct. 16, 1996	Oct. 27, 2001
36	Puget Sound	Oct. 23, 1999	Nov. 8, 2003
36	TCNJ	1990	Oct. 20, 1994
33	Ohio Wesleyan	Sept. 15, 2001	Nov. 1, 2003
32	Ithaca	Oct. 19, 1991	Sept. 16, 1995
31	Trinity (Tex.)	Sept. 29, 1999	Aug. 30, 2002
31	Wheaton (Mass.)	Oct. 7, 1999	Oct. 28, 2001
29	Wis.-Stevens Point	Sept. 28, 2000	Nov. 16, 2002
26	Chapman	2000	Oct. 23, 2002
23	Ohio Northern	Nov. 3, 1996	Oct. 28, 1998
22	UC San Diego	Sept. 30, 1996	Sept. 12, 1998
20	Anna Maria	Oct. 9, 1996	Oct. 17, 1998

CONSECUTIVE CONFERENCE WINS

(Includes conference tournaments)

No.	Team	From	To
70	Wis.-Stevens Point	Sept. 13, 1997	Sept. 30, 2003
52	Oneonta St.	Oct. 2, 1998	Sept. 26, 2003
45	Trinity (Tex.)	Sept. 26, 1999	present
43	Wheaton (Ill.)	Sept. 6, 1995	Oct. 2, 2001
40	Wheaton (Mass.)	Oct. 21, 2000	present
38	Macalester	Oct. 30, 1996	Oct. 11, 2000
37	Kalamazoo	Sept. 20, 1989	Sept. 17, 1993
35	Ohio Wesleyan	Sept. 26, 2000	Oct. 22, 2003
32	Penn St.-Behrend	Sept. 27, 1997	Oct. 28, 2001
31	Scranton	Sept. 18, 1999	Oct. 5, 2002
31	Lynchburg	Oct. 21, 1998	Oct. 20, 2001
29	Heidelberg	1992	1994

2003 Most Improved Teams

School (Coach)	2002	2003	\$Games Improved
Neb. Wesleyan (Taylor Haynes)	4-15-0	13-6-0	9.0
Castleton St. (Al Alvine)	6-13-1	15-5-1	8.5
Concordia (Wis.) (Ryan Middendorf)	2-17-0	12-10-0	8.5
Goucher (Michele Hoffman)	0-16-2	8-7-4	8.5
Benedictine (Ill.) (Brenton Joseph)	4-15-0	12-7-2	8.0
Anderson (Ind.) (Scott Fridley)	2-17-0	9-10-1	7.0
Concordia (Ill.) (George Mihalopoulos)	2-15-3	10-9-1	7.0
Principia (Lee Ellis)	8-12-0	15-5-0	7.0
Whitworth (Sean Bushey)	6-11-0	14-5-0	7.0
Alvernia (Laura Witman)	1-16-0	8-10-2	6.5
Brandeis (Denise Dallamora)	8-8-1	15-2-3	6.5
Cabrini (Ken Prathero)	6-14-0	12-7-4	6.5
LaGrange (Jeff Geeter)	2-14-0	9-9-1	6.0
Lake Forest (T.R. Bell)	7-9-0	14-4-1	6.0
Maranatha Baptist (Josh Caucutt)	7-12-1	13-6-2	6.0

School (Coach)	2002	2003	\$Games Improved
St. Joseph (Conn.) (Chris LeGates)	3-13-1	9-7-0	6.0
Concordia-M'head (Dan Weiler)	5-12-1	11-7-1	5.5
Ursinus (Jeff Ykoruk)	6-13-1	10-6-3	5.5
Wesley (Ed Muntz)	6-12-0	10-5-4	5.5
Wis.-Superior (Christopher Perez)	1-19-0	5-12-2	5.5
Clarke (Patrick Herbst)	4-16-1	9-11-2	5.0
Earlham (Jim Watts)	1-16-0	6-11-1	5.0
Emmanuel (Mass.) (Wayne Currie)	6-11-0	12-7-2	5.0
Greensboro (Douglas Shank)	10-10-0	13-3-4	5.0
Scranton (Joe Bochicchio)	15-4-1	22-1-1	5.0
Shenandoah (Miranda Armstrong)	3-13-1	7-7-2	5.0
Va. Wesleyan (Jeffrey Bowers)	13-5-2	20-2-3	5.0

\$To determine games improved, add the difference in victories between the two seasons to the difference in losses, then divide by two; ties not counted. Includes postseason.

Final Coaches' Polls

NOTE: Poll conducted by the Intercollegiate Soccer Coaches Association of America until 1995. The National Soccer Coaches Association of America assumed responsibility in 1996.

1992

1. TCNJ
2. Plymouth St.
3. Cal Lutheran
4. Ithaca
5. N.C. Wesleyan
6. Cortland St.
7. Denison
8. Macalester
9. Kean
10. Williams
11. UC San Diego
12. Ohio Wesleyan
13. William Smith
14. Mary Washington
15. Rochester
16. Bowdoin
17. Trinity (Conn.)
18. Geneseo St.
19. Salem St.
20. Washington-St. Louis

1993

1. William Smith
2. Ithaca
3. Trinity (Tex.)
4. UC San Diego
5. Williams
6. TCNJ
7. Geneseo St.
8. Gettysburg
9. Mass.-Dartmouth
10. Methodist
11. Gust. Adolphus
12. Cortland St.
13. Denison
14. Plymouth St.
15. Cal Lutheran
16. Rochester
17. N.C. Wesleyan
18. Kalamazoo
19. Wis.-Stevens Point
20. Bowdoin

1994

1. UC San Diego
2. TCNJ
3. Gettysburg

4. Plymouth St.
5. William Smith
6. N.C. Wesleyan
7. Ithaca
8. Wilmington (Ohio)
9. Wis.-Stevens Point
10. Mary Washington
11. Williams
12. Cortland St.
13. Gust. Adolphus
14. Methodist
15. Skidmore
16. St. Mary's (Minn.)
17. Geneseo St.
18. Worcester St.
19. Mass.-Dartmouth
20. Randolph-Macon

1995

1. TCNJ
2. William Smith
3. Trinity (Tex.)
4. Binghamton
5. Richard Stockton
6. UC San Diego
7. Bowdoin
8. Methodist
9. Amherst
10. Gust. Adolphus
11. Heidelberg
12. Wis.-Stevens Point
13. Randolph-Macon
14. Plattsburgh St.
15. Williams
16. Cal Lutheran
17. Emory
18. Macalester
19. Rochester
20. Washington-St. Louis
21. Plymouth St.
22. Mary Washington
23. Brockport St.
24. Wm. Paterson
25. St. Mary's (Minn.)
26. Wittenberg

1996

1. UC San Diego

2. TCNJ
3. Amherst
4. Chicago
5. Trinity (Tex.)
6. Macalester
7. Ithaca
8. Bates
9. Binghamton
10. Wilmington (Ohio)
11. Randolph-Macon
12. Williams
13. Rochester
14. Emory
15. Richard Stockton
16. Heidelberg
17. Gust. Adolphus
18. Kean
19. Wooster
20. Cal Lutheran
21. Bowdoin
22. Skidmore
23. N.C. Wesleyan
24. William Smith
25. Washington-St. Louis

1997

1. UC San Diego
2. William Smith
3. Washington-St. Louis
4. Elizabethtown
5. Mary Washington
6. Macalester
7. Amherst
8. Middlebury
9. Calvin
10. Plymouth St.
11. Wm. Paterson
12. Rochester
13. St. Thomas (Minn.)
14. Trinity (Tex.)
15. Richard Stockton
16. Gust. Adolphus
17. TCNJ
18. N.C. Wesleyan
19. Nazareth
20. Bowdoin
21. Cal Lutheran
22. Western Conn. St.
23. Gettysburg
24. St. Benedict
25. Kalamazoo

1998

1. Macalester
2. TCNJ

3. Willamette
4. Ithaca
5. Washington-St. Louis
6. Mary Washington
7. Tufts
8. Connecticut Col.
9. Emory
10. Wellesley
11. William Smith
12. Williams
13. Richard Stockton
14. Chicago
15. Ohio Wesleyan
16. St. Benedict
17. Trinity (Tex.)
18. Amherst
19. Rochester
20. UC San Diego
21. Wm. Paterson
22. Clark (Mass.)
23. Kalamazoo
24. Wheaton (Ill.)
25. Wis.-Stevens Point

1999

1. UC San Diego
2. TCNJ
3. Macalester
4. Williams
5. Wheaton (Ill.)
6. Nazareth
7. Trinity (Tex.)
8. DePauw
9. Puget Sound
10. N.C. Wesleyan
11. Wellesley
12. Willamette
13. Ohio Wesleyan
14. Chicago
15. Oneonta St.
16. William Smith
17. Denison
18. Lynchburg
19. Wis.-Stevens Point
20. Kalamazoo
21. Elizabethtown
22. Wheaton (Mass.)
23. UC Santa Cruz
24. Scranton
25. Cal Lutheran

2000

1. TCNJ
2. Tufts
3. Trinity (Tex.)

4. Wis.-Stevens Point
5. Ohio Wesleyan
6. William Smith
7. Willamette
8. Salisbury
9. Wheaton (Ill.)
10. Emory
11. Messiah
12. Oneonta St.
13. Chapman
14. Wheaton (Mass.)
15. Macalester
16. DePauw
17. Puget Sound
18. Nazareth
19. Western Conn. St.
20. N.C. Wesleyan
21. Wilmington (Ohio)
22. Scranton
23. Cal Lutheran
24. Middlebury
25. Denison

2001

1. Ohio Wesleyan
2. Amherst
3. Willamette
4. Wheaton (Ill.)
5. TCNJ
6. William Smith
7. Lynchburg
8. Scranton
9. Wis.-Stevens Point
10. Puget Sound
11. Union (N.Y.)
12. Western Conn. St.
13. Messiah
14. Redlands
15. Trinity (Tex.)
16. DePauw
17. Hardin-Simmons
18. Muhlenberg
19. Emory
20. Wheaton (Mass.)
21. Albion
22. St. Thomas (Minn.)
23. Nazareth
24. Williams
25. Macalester

2002

1. Ohio Wesleyan
2. Messiah
3. Trinity (Tex.)
4. William Smith


5. Wheaton (Ill.)
6. Wheaton (Mass.)
7. Puget Sound
8. TCNJ
9. Willamette
10. St. Thomas (Minn.)
11. DePauw
12. Keene St.
12. New York U.
14. Chicago
15. Wis.-Stevens Point
16. Wash. & Lee
17. Tufts
18. Nazareth
19. Chapman
19. Wooster
21. Union (N.Y.)
22. Texas-Dallas
23. Mary Washington
23. UC Santa Cruz
25. Rochester

2003

1. Oneonta St.
2. Chicago
3. DePauw
4. TCNJ
5. Scranton
6. Wheaton (Mass.)
7. Puget Sound
8. Va. Wesleyan
9. Wheaton (Ill.)
10. Union (N.Y.)
11. Ohio Wesleyan
12. Amherst
13. Willamette
14. Wash. & Lee
15. Wilmington (Ohio)
16. Trinity (Tex.)
17. Allegheny
18. Washington-St. Louis
19. Messiah
20. Mary Washington
21. Chapman
22. Loras
23. Muhlenberg
24. William Smith
25. Hope

2003 Women's Statistical Leaders

Division I Individual Leaders	242
Division I Team Leaders	243
Division II Individual Leaders	244
Division II Team Leaders	245
Division III Individual Leaders	246
Division III Team Leaders.....	247



Division I Individual Leaders

Points Per Game

Player, Team	CL	Games	Goals	Asst.	Pts.	Avg.
1. Ashley Boutte, Southern U.	Fr.	13	25	5	55	4.23
2. Natasha Kai, Hawaii	So.	19	29	4	62	3.26
3. Kim Harvey, Southern Methodist	Sr.	22	28	11	67	3.05
4. Marilyn Marin, North Texas	Sr.	22	23	14	60	2.73
5. Lindsay Tarpley, North Carolina	So.	27	23	27	73	2.70
6. Catherine Burnley, Prairie View.....	Jr.	15	19	2	40	2.67
7. Hilary McKay, UNC Asheville	So.	20	21	6	48	2.40
8. Ranveig Aas-Hanssen, Jacksonville.	So.	18	20	3	43	2.39
9. Kate Barrett, Colgate.....	Sr.	19	18	9	45	2.37
10. Kim McNally, Southeastern La.	Jr.	19	19	5	43	2.26
11. Katy Cross, Pennsylvania.....	Jr.	17	16	6	38	2.24
12. Beth Liesen, Eastern Ill.	Sr.	22	20	9	49	2.23
13. Kristen Graczyk, Connecticut.....	Jr.	24	20	12	52	2.17
14. Kendra Oney, Southeastern La.....	Sr.	21	20	5	45	2.14
15. Melinda Pina, North Texas.....	Jr.	22	21	5	47	2.14
16. Jennifer Tavera, Texas Southern	Fr.	10	10	1	21	2.10
17. Sheena Cussen, Mississippi Val.	Fr.	18	16	5	37	2.06
18. Tami Coyle, Rider	Jr.	19	17	5	39	2.05
19. Tiffany Weimer, Penn St.....	So.	25	21	9	51	2.04
20. Jackie Wishoski, New Hampshire	So.	21	18	5	41	1.95
21. Abria Queen, Alabama A&M	Sr.	22	19	4	42	1.91
22. Ashley Swinehart, Miami (Ohio)	Jr.	18	16	2	34	1.89
23. Katie Jackson, Tenn.-Martin	So.	19	16	3	35	1.84
24. Jenni Harris, Denver.....	Sr.	22	17	6	40	1.82
25. Kelly Shimmmin, Central Conn. St.	Jr.	21	11	16	38	1.81
26. Colleen Redmond, VMI	Fr.	15	13	1	27	1.80
27. Melanie Kasperek, Rhode Island.....	So.	19	14	6	34	1.79
28. Aisha Horne, Jackson St.....	Fr.	18	12	8	32	1.78
29. Esmeralda Negron, Princeton	Jr.	17	13	4	30	1.76
30. Lindsey Huie, Portland.....	So.	21	12	13	37	1.76

Goals Per Game

Player, Team	CL	Games	Goals	Avg.
1. Ashley Boutte, Southern U.	Fr.	13	25	1.92
2. Natasha Kai, Hawaii	So.	19	29	1.53
3. Kim Harvey, Southern Methodist	Sr.	22	28	1.27
4. Catherine Burnley, Prairie View.....	Jr.	15	19	1.27
5. Ranveig Aas-Hanssen, Jacksonville	So.	18	20	1.11
6. Hilary McKay, UNC Asheville	So.	20	21	1.05
7. Marilyn Marin, North Texas	Sr.	22	23	1.05
8. Kim McNally, Southeastern La.	Jr.	19	19	1.00
Jennifer Tavera, Texas Southern	Fr.	10	10	1.00
10. Melinda Pina, North Texas	Jr.	22	21	0.95
11. Kendra Oney, Southeastern La.....	Sr.	21	20	0.95
12. Kate Barrett, Colgate.....	Sr.	19	18	0.95
13. Katy Cross, Pennsylvania.....	Jr.	17	16	0.94
14. Beth Liesen, Eastern Ill.	Sr.	22	20	0.91
15. Tami Coyle, Rider	Jr.	19	17	0.89
16. Sheena Cussen, Mississippi Val.	Fr.	18	16	0.89
Ashley Swinehart, Miami (Ohio)	Jr.	18	16	0.89
18. Colleen Redmond, VMI	Fr.	15	13	0.87
19. Abria Queen, Alabama A&M	Sr.	22	19	0.86
20. Jackie Wishoski, New Hampshire	So.	21	18	0.86
21. Lindsay Tarpley, North Carolina	So.	27	23	0.85
22. Katie Jackson, Tenn.-Martin	So.	19	16	0.84
Diana Jallo, Chattanooga.....	So.	19	16	0.84
24. Tiffany Weimer, Penn St.....	So.	25	21	0.84
25. Kristen Graczyk, Connecticut.....	Jr.	24	20	0.83
26. Jenni Harris, Denver.....	Sr.	22	17	0.77
27. Esmeralda Negron, Princeton	Jr.	17	13	0.76
28. Joanna Lohman, Penn St.....	Sr.	25	19	0.76
Caroline Smith, Kansas	So.	25	19	0.76
30. Emily Russell, Buffalo.....	Sr.	20	15	0.75
Shawntress Wallace, Jackson St.....	Fr.	12	9	0.75

Assists Per Game

Player, Team	CL	Games	Assists	Avg.
1. Lindsay Tarpley, North Carolina	So.	27	27	1.00
2. Alyssa Ramsey, North Carolina	Sr.	27	25	0.93
3. Kelly Shimmmin, Central Conn. St.	Jr.	21	16	0.76
4. Nikki Wojtowicz, Oklahoma St.....	Jr.	23	17	0.74
5. Emma O'Connor, Mississippi Val.	Fr.	15	10	0.67
Katie Westfall, Harvard	Sr.	15	10	0.67
7. Jenna Cooper, Nebraska	Jr.	22	14	0.64
Marilyn Marin, North Texas	Sr.	22	14	0.64
9. Sierra Cristiano, Northern Ariz.	Sr.	19	12	0.63
10. Lindsey Huie, Portland	So.	21	13	0.62
11. Kristen Turner, Siena.....	Fr.	13	8	0.62
12. Kacey White, North Carolina.....	So.	27	16	0.59
13. Daniell Della Corna, Fairfield	So.	17	10	0.59
Lulu Quigley, Creighton	Sr.	17	10	0.59
15. Kaitlin Schmidt, St. John's (N.Y.)	So.	19	11	0.58
16. Chantal Robinson, Western Mich.	Fr.	23	13	0.57
17. Lashundra Hildreth, Grambling	Fr.	16	9	0.56
18. Iris Mora, UCLA	So.	25	14	0.56
19. Caryn Blood, Delaware	Sr.	18	10	0.56
Inge Heiremans, Jacksonville	Sr.	18	10	0.56
21. Melinda Levinski, Centenary (La.).....	Jr.	20	11	0.55
22. Dana Van Winkle, Georgia St.	So.	22	12	0.55
Amy Warner, Notre Dame.....	Sr.	22	12	0.55
24. Anabel Jimenez, America.....	Sr.	19	10	0.53
25. Stacy Finley, Navy	Sr.	21	11	0.52
Laura Miguez, Middle Tenn.	Jr.	21	11	0.52
27. Rakei Logodotir, UNC Greensboro.....	Jr.	23	12	0.52
Lisa Stoia, West Virginia.....	Sr.	23	12	0.52
29. Megan Buescher, North Carolina St.	Fr.	16	8	0.50
Kristen Graczyk, Connecticut.....	Jr.	24	12	0.50
Allison Graham, Clemson	So.	20	10	0.50
Kim Harvey, Southern Methodist.....	Sr.	22	11	0.50
Tesia Kozlowski, Dayton	Jr.	22	11	0.50
Aleisha Rose, Brigham Young.....	Fr.	26	13	0.50

Goals-Against Average

Player, Team	CL	Games	Min.	GA	GAA
1. Ashley Mason, Utah.....	Fr.	16	1,194	4	0.301
2. Aly Winget, North Carolina.....	So.	27	2,284	11	0.433
3. Rebecca Wachsbarger, Hofstra.....	Jr.	19	1,780	9	0.455
4. Chrissy Dolan, Villanova.....	Sr.	25	2,361	12	0.458
5. Erika Bohn, Notre Dame.....	So.	24	2,029	11	0.488
6. Liz Hill, Cal Poly.....	So.	12	1,056	6	0.512
7. Megan Swafford, Ball St.....	Sr.	20	1,221	7	0.516
8. Leisha Alcia, Illinois.....	Jr.	22	2,010	12	0.537
9. Leslie Konsig, Sacred Heart.....	Sr.	19	1,780	11	0.556
10. Cori Alexander, Portland.....	Fr.	23	2,079	13	0.563
11. Allison Farrington, Illinois St.	Sr.	17	1,425	9	0.568
12. Julie Ryder, Santa Clara	Fr.	17	1,567	10	0.574
13. Amanda Martin, St. Louis	So.	18	1,418	10	0.635
14. Kate Taylor, Boston College.....	So.	21	1,904	14	0.662
15. Jessica Keller, Colorado.....	So.	18	1,604	12	0.673
16. Megan Rivera, Auburn	Jr.	21	1,987	15	0.679
17. Arianna Criscione, UCLA.....	Fr.	20	1,450	11	0.683
18. Crystal Royall, Samford	Jr.	21	1,967	15	0.686
19. Katie Shields, Harvard.....	So.	16	1,285	10	0.700
20. Tanya Adorno, Maine.....	So.	18	1,670	13	0.701
21. Kathrin Lehmann, Oklahoma St.....	Jr.	23	1,895	15	0.713
22. Vanessa Phillips-Bosshart, Tennessee	So.	24	2,217	18	0.731
23. Danielle Wiley, Denver.....	Fr.	19	1,596	13	0.733
24. Megan Tuura, Michigan	Fr.	21	1,586	13	0.738
25. Breland Meany, Appalachian St.	Jr.	19	1,689	14	0.746
26. Meghan Miller, Kansas	Jr.	25	2,281	19	0.750
27. Brittany Gillespie, Mississippi	Sr.	23	2,143	18	0.756
28. Jaimie Thompson, Creighton	Sr.	21	1,873	16	0.769
29. Sarah West, Dayton.....	Fr.	19	1,384	12	0.780
30. April Eilerling, Stetson	Fr.	20	1,721	15	0.784

Saves Per Game

Player, Team	CL	Games	Saves	Avg.
1. Natasha McFadden, Mississippi Val.....	Fr.	19	186	9.79
2. Toni Deason, McNeese St.	Jr.	19	182	9.58
3. Chloe Weirich, Texas Southern	So.	10	91	9.10
4. Renita Murphy, Ark.-Pine Bluff	Fr.	9	78	8.67
5. Quintiya Miller, Alcorn St.....	Fr.	9	76	8.44

Player, Team	Cl	Games	Saves	Avg.
6. Anne-Marie Witko, Northern Iowa	Sr.	19	149	7.84
7. Erika Van Zandt, Albany (N.Y.)	Sr.	17	132	7.76
8. Lindsey Walton, Howard	So.	15	115	7.67
9. Ticiana DiCarlo, Iona	Fr.	16	121	7.56
10. Catherine Wade, Oklahoma	Jr.	20	151	7.55
11. Adrienne Childers, Lipscomb	Fr.	19	143	7.53
12. Britta Vogeles, Iowa	Jr.	17	127	7.47
13. Andrea Kovalcick, St. Peter's	Fr.	15	111	7.40
14. Lori Scheider, Wyoming	Sr.	18	133	7.39
15. Jeanne Marie Gilbert, Manhattan	Sr.	16	117	7.31
16. Christine Moran, Canisius	Sr.	13	95	7.31
17. Nataschia Michalezki, Stephen F. Austin	So.	20	146	7.30
18. Carey Patton, Indiana St.	Sr.	18	129	7.17
19. Katy Owings, Niagara	So.	19	135	7.11
20. Haley Gross, VMI	Fr.	16	113	7.06
21. Melissa Stuhler, Drexel	Fr.	18	126	7.00
22. Tiffany Cherry, Grambling	Fr.	20	138	6.90
23. Andria Gray, Birmingham-So.	So.	20	137	6.85
24. Mia Railing, Youngstown St.	Jr.	18	123	6.83
25. Sarah Broadbent, Austin Peay	So.	19	129	6.79
26. Megan Tarpenning, Nevada	So.	18	122	6.78
27. Nellie Latiolais, Northwestern St.	Jr.	20	134	6.70
28. Heather Sanden, East Tenn. St.	Sr.	18	119	6.61
29. Breck Bankester, South Fla.	Jr.	18	116	6.44
30. Liz Hains, Evansville	Jr.	16	103	6.44

Team	Games	Shutouts	Pct.
St. Louis	22	13	0.59
14. Hofstra	19	11	0.58
Maine	19	11	0.58
16. Auburn	21	12	0.57
17. Hawaii	20	11	0.55
Kent St.	20	11	0.55
19. Denver	22	12	0.55
20. Utah St.	19	10	0.53
21. Oakland	21	11	0.52
Pepperdine	21	11	0.52
23. Mississippi	23	12	0.52
West Virginia	23	12	0.52
Oklahoma St.	23	12	0.52
26. UCF	22	11	0.50
Tennessee	24	12	0.50
Colorado	20	10	0.50
29. UC Riverside	21	10	0.48
Fla. Atlantic	21	10	0.48

Division I Team Leaders

Scoring Offense


Team	Goals	Games	Avg.
1. North Carolina	113	27	4.19
2. North Texas	72	22	3.27
3. Southern U.	40	13	3.08
4. Prairie View	46	15	3.07
5. Notre Dame	73	24	3.04
6. Southern Methodist	63	22	2.86
7. LSU	56	20	2.80
8. Penn St.	69	25	2.76
9. Southeastern La.	57	21	2.71
10. Oklahoma St.	62	23	2.70
11. Denver	58	22	2.64
12. Boston College	54	21	2.57
13. Hawaii	51	20	2.55
14. Mississippi	57	23	2.48
15. Jacksonville	44	18	2.44
16. UTEP	46	19	2.42
17. Central Conn. St.	53	22	2.41
18. Portland	55	23	2.39
19. Mississippi Val.	45	19	2.37
20. Centenary (La.)	47	20	2.35
Sam Houston St.	47	20	2.35
22. Troy St.	42	18	2.33
23. Florida	58	25	2.32
24. UCF	51	22	2.32
25. Florida St.	60	26	2.31
26. Rider	46	20	2.30
27. Santa Clara	55	24	2.29
28. UC Santa Barb.	48	21	2.29
29. UCLA	57	25	2.28
30. Eastern Ill.	50	22	2.27
Texas A&M	50	22	2.27
Stephen F. Austin	50	22	2.27

Shutout Percentage

Team	Games	Shutouts	Pct.
1. North Carolina	27	19	0.70
2. Portland	23	16	0.70
3. Sacred Heart	19	13	0.68
4. Cal Poly	22	15	0.68
5. Jacksonville St.	20	13	0.65
Utah	20	13	0.65
7. Villanova	25	16	0.64
8. Notre Dame	24	15	0.63
9. Samford	21	13	0.62
10. UCLA	25	15	0.60
Illinois St.	20	12	0.60
12. Illinois	22	13	0.59

Team Goals-Against Average

Team	Games	Min.	GA	GAA
1. North Carolina	27	2,448	11	0.404
2. Utah	20	1,858	9	0.436
3. Hofstra	19	1,787	9	0.453
4. Villanova	25	2,361	12	0.458
5. Cal Poly	22	2,020	11	0.490
6. Notre Dame	24	2,190	12	0.493
7. Illinois	22	2,027	12	0.533
8. Sacred Heart	19	1,794	11	0.552
9. Portland	23	2,164	14	0.582
10. St. Louis	22	2,054	14	0.613
11. Maine	19	1,791	13	0.653
12. Samford	21	2,048	15	0.659
13. Kent St.	20	1,878	14	0.671
14. Auburn	21	1,987	15	0.679
15. Boston College	21	1,967	15	0.686
16. Colorado	20	1,823	14	0.691
17. Oklahoma St.	23	2,158	17	0.709
18. Illinois St.	20	1,885	15	0.716
19. UCLA	25	2,352	19	0.727
20. Tennessee	24	2,217	18	0.731



Andrea Fasano, Adelphi, led her team to the Division II Team Goals-Against Average title. Individually, Fasano had a .344 goals-against average.

Archie's Sports Information

Team	Games	Min.	GA	GAA
21. Kansas	25	2,288	19	0.748
22. Mississippi	23	2,152	18	0.753
23. UC Irvine	20	1,909	16	0.755
24. Jacksonville St.	20	1,880	16	0.766
25. Ohio St.	21	1,983	17	0.771
26. Stanford	21	1,955	17	0.782
27. West Virginia	23	2,129	19	0.803
28. Creighton	21	2,008	18	0.807
29. Utah St.	19	1,775	16	0.811
30. Virginia	21	1,970	18	0.822

Winning Percentage

Team	Won	Lost	Tied	Pct.
1. North Carolina	27	0	0	1.000
2. Cal Poly	18	2	2	0.864
3. UCLA	20	2	3	0.860
4. Notre Dame	20	3	1	0.854
5. Utah	16	2	2	0.850
6. Portland	18	3	2	0.826
7. Penn St.	19	3	3	0.820
8. Denver	18	4	0	0.818
Southern Methodist	17	3	2	0.818
10. Southeastern La.	15	2	4	0.810
11. Florida	19	4	2	0.800
12. Central Conn. St.	16	3	3	0.795
13. Boston College	15	3	3	0.786
Fla. Atlantic	16	4	1	0.786
15. West Virginia	17	4	2	0.783
16. Colorado	15	4	1	0.775
17. Illinois	16	4	2	0.773
18. Hofstra	13	3	3	0.763
Maine	13	3	3	0.763
20. Navy	17	5	1	0.761
21. UCF	16	5	1	0.750
Tennessee	17	5	2	0.750
23. Kansas	18	6	1	0.740
24. Auburn	14	4	3	0.738
Oakland	15	5	1	0.738
26. Princeton	11	3	3	0.735
27. Furman	15	5	2	0.727
Stephen F. Austin	15	5	2	0.727
Georgia St.	16	6	0	0.727
30. Oklahoma St.	15	5	3	0.717

Division II Individual Leaders

Points Per Game

Player, Team	CL	Games	Goals	Asst.	Pts.	Avg.
1. Shoko Mikami, Christian Bros.	Fr.	20	33	10	76	3.80
2. Laura Hislop, Franklin Pierce	So.	25	31	23	85	3.40
3. Erin Wilkinson, Shepherd	Fr.	20	29	4	62	3.10
4. Mari Sandom, Minn.-Morris	Jr.	19	21	16	58	3.05
5. Casie Poysstick, St. Leo	Fr.	20	26	7	59	2.95
6. Sarit Shenar, West Tex. A&M	Fr.	16	21	5	47	2.94
7. Mirela Tutundzic, Grand Valley St.	So.	21	22	14	58	2.76
8. Julie Law, Wingate	Sr.	19	23	6	52	2.74
9. Sara Arsenaull, Slippery Rock	Jr.	20	23	8	54	2.70
10. Meghan Welcome, Franklin Pierce	Jr.	24	27	9	63	2.63
11. Stacy-Jo Fletcher, Christian Bros.	Jr.	20	17	18	52	2.60
12. Stephanie Pfeiffer, North Dakota	Jr.	19	22	3	47	2.47
13. Lori Boren, Harding	Jr.	14	13	8	34	2.43
Sara Murray, Truman	Jr.	21	18	15	51	2.43
15. Jamie Tekotte, Edinboro	Sr.	20	21	6	48	2.40
16. Shellie Cotton, West Va. Wesleyan	Jr.	21	19	12	50	2.38
17. Maria Manzo, Ashland	So.	19	19	7	45	2.37
18. Leanna Neuner, Concord	Fr.	16	17	3	37	2.31
19. Megan Dodson, Midwestern St.	So.	20	20	6	46	2.30
20. Josephine Coiro, Adelphi	Jr.	20	20	5	45	2.25
21. Emily Rogers, Ferris St.	Sr.	17	13	12	38	2.24
22. Tiffany Adams, Tex. A&M-Commerce	Fr.	21	20	6	46	2.19
23. Ana Borges, Queens (N.Y.)	Fr.	17	15	7	37	2.18

Player, Team	CL	Games	Goals	Asst.	Pts.	Avg.
24. Emelie Karlsson, Barry	So.	24	19	14	52	2.17
25. Alison Jones, Davis & Elkins	Sr.	19	19	3	41	2.16
Jenna Silverman, Indianapolis	Sr.	19	18	5	41	2.16
27. Lisa Casement, Mercyhurst	Fr.	17	16	4	36	2.12
Crystal Lindsey, New Haven	So.	17	16	4	36	2.12
29. Rebecca Witters, Minn.-Morris	Sr.	18	14	10	38	2.11
30. Erin Seidel, Augustana (S.D.)	Fr.	19	18	4	40	2.11
Megan Shaver, Coker	Fr.	19	20	0	40	2.11

Goals Per Game

Player, Team	CL	Games	Goals	Avg.
1. Shoko Mikami, Christian Bros.	Fr.	20	33	1.65
2. Erin Wilkinson, Shepherd	Fr.	20	29	1.45
3. Sarit Shenar, West Tex. A&M	Fr.	16	21	1.31
4. Casie Poysstick, St. Leo	Fr.	20	26	1.30
5. Laura Hislop, Franklin Pierce	So.	25	31	1.24
6. Julie Law, Wingate	Sr.	19	23	1.21
7. Stephanie Pfeiffer, North Dakota	Jr.	19	22	1.16
8. Sara Arsenaull, Slippery Rock	Jr.	20	23	1.15
9. Meghan Welcome, Franklin Pierce	Jr.	24	27	1.13
10. Mari Sandom, Minn.-Morris	Jr.	19	21	1.11
11. Leanna Neuner, Concord	Fr.	16	17	1.06
12. Megan Shaver, Coker	Fr.	19	20	1.05
13. Jamie Tekotte, Edinboro	Sr.	20	21	1.05
14. Mirela Tutundzic, Grand Valley St.	So.	21	22	1.05
15. Josephine Coiro, Adelphi	Jr.	20	20	1.00
Megan Dodson, Midwestern St.	So.	20	20	1.00
Alison Jones, Davis & Elkins	Sr.	19	19	1.00
Maria Manzo, Ashland	So.	19	19	1.00
19. Tiffany Adams, Tex. A&M-Commerce	Fr.	21	20	0.95
20. Erin Seidel, Augustana (S.D.)	Fr.	19	18	0.95
Jenna Silverman, Indianapolis	Sr.	19	18	0.95
22. Lisa Casement, Mercyhurst	Fr.	17	16	0.94
Crystal Lindsey, New Haven	So.	17	16	0.94
24. Stacey Cutler, Northeastern St.	Fr.	16	15	0.94
25. Lori Boren, Harding	Jr.	14	13	0.93
26. Laura Tucker, Kennesaw St.	So.	24	22	0.92
27. Shellie Cotton, West Va. Wesleyan	Jr.	21	19	0.90
28. Kelly Fitzpatrick, Rockhurst	Jr.	18	16	0.89
29. Ana Borges, Queens (N.Y.)	Fr.	17	15	0.88
Lisa O'Brian, Ferris St.	So.	17	15	0.88
Lindsey Schemenaur, Ala.-Huntsville	So.	17	15	0.88

Assists Per Game

Player, Team	CL	Games	Assists	Avg.
1. Kyla Heimburger, Shepherd	Fr.	17	16	0.94
2. Jessica Rodgers, North Dakota St.	So.	16	15	0.94
3. Laura Hislop, Franklin Pierce	So.	25	23	0.92
4. Stacy-Jo Fletcher, Christian Bros.	Jr.	20	18	0.90
5. Jenae Gzehoviak, Kennesaw St.	So.	26	22	0.85
6. Mari Sandom, Minn.-Morris	Jr.	19	16	0.84
7. Sara Beebe, Wis.-Parkside	Sr.	21	17	0.81
8. Sonya Hughes, Franklin Pierce	So.	25	19	0.76
9. Sara Murray, Truman	Jr.	21	15	0.71
10. Andrea Marcoccio, Assumption	So.	17	12	0.71
Emily Rogers, Ferris St.	Sr.	17	12	0.71
12. Naomi Clarke, Metro St.	Fr.	23	16	0.70
Anna Thorsteinsdottir, West Fla.	Fr.	23	16	0.70
14. Jeanine Cefalu, Shippensburg	Sr.	16	11	0.69
15. Lacy Richardson, Regis (Colo.)	Jr.	22	15	0.68
Erin de Wolfe, Tex. A&M-Commerce	So.	22	15	0.68
17. Jen Lowe, Catawba	Jr.	21	14	0.67
Mirela Tutundzic, Grand Valley St.	So.	21	14	0.67
19. Katie Huelsing, Mo.-St. Louis	Jr.	19	12	0.63
Natalie Moore, St. Mary's (Tex.)	Sr.	19	12	0.63
Vanessa Toll, Southwest Baptist	So.	19	12	0.63
22. Cheryl Meany, Queens (N.Y.)	Fr.	16	10	0.63
23. Alissa Saylor, Kennesaw St.	Fr.	26	16	0.62
24. Angela Goncalves, Assumption	Sr.	18	11	0.61
25. Tafara Pulse, Seattle	Jr.	20	12	0.60
26. Emelie Karlsson, Barry	So.	24	14	0.58
27. Deborah Brereton, Northeastern St.	So.	19	11	0.58
Mindy Dymon, Fla. Southern	Jr.	19	11	0.58
Kristin Ruhsam, Winona St.	Sr.	19	11	0.58
30. Lori Boren, Harding	Jr.	14	8	0.57
Shellie Cotton, West Va. Wesleyan	Jr.	21	12	0.57
Kristin Jones, UC San Diego	Sr.	21	12	0.57

Goals-Against Average

Player, Team	CL	Games	Min.	GA	GAA
1. Jennifer Hull, Seattle Pacific.....	Jr.	21	1,781	6	0.303
2. Andrea Fasano, Adelphi.....	Sr.	21	1,832	7	0.344
3. Mandy Allen, Metro St.....	So.	23	2,098	9	0.386
4. Jessica Marek, Kennesaw St.....	So.	26	2,246	11	0.441
5. Heather Koudelka, St. Edward's.....	Fr.	20	1,404	7	0.449
6. Erin Miller, South Dakota St.....	Fr.	19	1,780	10	0.506
7. Klara Vrbova, West Fla.....	So.	22	1,556	9	0.520
8. Mira Muikku, Minn. Duluth.....	So.	15	1,377	8	0.523
9. Patti Cooke, Ashland.....	Sr.	18	1,369	8	0.526
10. Abbigale Wild, Wis.-Parkside.....	Jr.	21	2,163	14	0.583
11. Lauren Davis, Truman.....	Fr.	20	1,830	12	0.590
12. Amber Ramoz, Tex. A&M-Commerce.....	Fr.	15	1,366	9	0.593
13. Jamie Griffis, West Tex. A&M.....	Jr.	21	1,929	13	0.606
14. Kari Dwyer, Rockhurst.....	Sr.	18	1,591	11	0.622
15. Jennifer Kett, Christian Bros.....	Sr.	19	1,784	13	0.656
16. Johanna Fischer, Barry.....	Sr.	24	2,176	17	0.703
17. Krystal Savarino, West Va. Wesleyan.....	Jr.	20	1,727	14	0.729
18. Nicole Massari, C.W. Post.....	Jr.	20	1,707	14	0.738
19. Catherine Balentine, Catawba.....	So.	17	1,440	12	0.750
20. Sam Westerling, Northern Ky.....	So.	21	1,554	13	0.753
21. Kelly Stewart, Seattle.....	Jr.	20	1,839	16	0.783
22. Melissa Henson, Grand Valley St.....	Sr.	21	1,723	15	0.783
23. Brooke Glasmann, Regis (Colo.).....	Jr.	17	1,485	13	0.788
24. Amy Price, Neb.-Omaha.....	So.	22	2,027	18	0.799
25. Erika Paiva, Merrimack.....	Sr.	23	2,008	18	0.807
26. Eve Compton, North Dakota.....	Jr.	17	1,303	12	0.829
27. Aase Kibsgaard, Franklin Pierce.....	Sr.	22	1,940	18	0.835
28. Bernadette Haines, Carson-Newman.....	So.	18	1,367	13	0.856
29. Erin Strouse, Bellarmine.....	Fr.	18	1,570	15	0.860
30. Lindsay Blöse, Mesa St.....	Sr.	22	1,979	19	0.864

Saves Per Game

Player, Team	CL	Games	Saves	Avg
1. Lisa Dingley, Ohio Valley.....	Jr.	9	123	13.67
2. Lauren Gross, Ouachita Baptist.....	Jr.	17	206	12.12
3. Judith Chime, Clayton St.....	So.	19	218	11.47
4. Amanda Rusticus, Bloomfield.....	Jr.	16	180	11.25
5. C.J. Gattens, Clarion.....	Fr.	18	194	10.78
6. Jill Martin, Concordia (N.Y.).....	Fr.	14	143	10.21
7. Jessica Peyton, Adams St.....	Jr.	19	189	9.95
8. Shauna Voss, Northwest Nazarene.....	Sr.	17	168	9.88
9. Kari Torgerson, Bemidji St.....	Fr.	15	143	9.53
10. Carolyn Vincent, Eastern N.M.....	Fr.	15	142	9.47
11. Richelle Morse, Caldwell.....	So.	17	159	9.35
12. Lesly Monsalve, Mercy.....	Sr.	13	119	9.15
13. Stephanie Steele, Goldey-Beacom.....	Fr.	16	144	9.00
14. Nadia Fercha, Colorado St.-Pueblo.....	Sr.	20	178	8.90
15. Beth Jackson, Nyack.....	So.	16	141	8.81
16. Kelly Borck, Charleston (W.V.).....	Fr.	16	137	8.56
17. Rachel Huch, Limestone.....	Fr.	17	142	8.35
18. Jill Slesinski, Dominican (N.Y.).....	Jr.	20	167	8.35
19. Amy Davidson, Anderson (S.C.).....	Sr.	18	150	8.33
20. Lindsay Vandegriff, East Stroudsburg.....	Sr.	18	147	8.17
21. Heather Ressler, Mount Olive.....	Jr.	18	140	7.78
22. Heidi Hart, Colo. Christian.....	Fr.	19	146	7.68
23. Daniela Videira, Felician.....	Sr.	21	161	7.67
24. Casey Hrvatin, Southern Ind.....	Fr.	14	107	7.64
25. Stephanie Brendel, St. Cloud St.....	So.	18	137	7.61
26. Meghan McCarthy, Georgian Court.....	Jr.	17	126	7.41
27. Lauren Usewicz, Queens (N.Y.).....	Fr.	16	118	7.38
28. Maureen MacConnell, New Haven.....	Fr.	18	131	7.28
29. Caroline Bonyngge, Northwood.....	Fr.	16	116	7.25
30. Lindsey Kurtz, Southwestern Okla.....	So.	20	143	7.15

Division II Team Leaders

Scoring Offense

Team	Goals	Games	Avg.
1. Minn.-Morris.....	82	19	4.32
2. Christian Bros.....	86	20	4.30
3. Shepherd.....	77	20	3.85
4. Kennesaw St.....	99	26	3.81
5. West Fla.....	85	23	3.70

Team	Goals	Games	Avg.
6. Central Ark.....	64	18	3.56
7. Grand Valley St.....	74	21	3.52
8. UNC Pembroke.....	63	18	3.50
9. Franklin Pierce.....	86	25	3.44
10. Slippery Rock.....	67	20	3.35
11. West Va. Wesleyan.....	69	21	3.29
12. Wingate.....	64	20	3.20
13. Harding.....	57	18	3.17
14. Minn. Duluth.....	56	18	3.11
15. Adelphi.....	65	21	3.10
16. Ashland.....	57	19	3.00
North Dakota.....	57	19	3.00
Carson-Newman.....	63	21	3.00
19. UC San Diego.....	65	22	2.95
20. Northeastern St.....	56	19	2.95
21. Concord.....	50	17	2.94
22. Southampton.....	64	22	2.91
23. Merrimack.....	66	23	2.87
24. Catawba.....	60	21	2.86
25. Metro St.....	65	23	2.83
26. North Dakota St.....	45	16	2.81
27. Northern Ky.....	67	24	2.79
28. Indiana (Pa.).....	52	19	2.74
29. Minn. St. Mankato.....	60	22	2.73
30. Truman.....	57	21	2.71

Team Goals-Against Average

Team	Games	Min.	GA	GAA
1. Adelphi.....	21	1,908	7	0.330
2. Seattle Pacific.....	21	1,935	8	0.372
3. Metro St.....	23	2,098	9	0.386
4. Kennesaw St.....	26	2,368	11	0.418
5. South Dakota St.....	19	1,860	10	0.484
6. West Fla.....	23	2,007	11	0.493
7. Minn. Duluth.....	18	1,690	10	0.533
8. Truman.....	21	1,920	12	0.563
9. Wis.-Parkside.....	21	2,181	14	0.578
10. St. Edward's.....	20	1,823	12	0.592
11. West Tex. A&M.....	21	1,929	13	0.606
12. Ashland.....	19	1,750	12	0.617
13. Christian Bros.....	20	1,864	13	0.628
14. West Va. Wesleyan.....	21	1,940	14	0.649
15. Northern Ky.....	24	2,265	17	0.676
16. Barry.....	24	2,240	17	0.683
17. Tex. A&M-Commerce.....	22	2,080	16	0.692
18. North Dakota.....	19	1,772	14	0.711
19. Rockhurst.....	18	1,662	14	0.758
20. Neb.-Omaha.....	23	2,117	18	0.765
21. Seattle.....	20	1,853	16	0.777
22. Carson-Newman.....	21	1,951	17	0.784
23. Grand Valley St.....	21	1,927	17	0.794
24. Merrimack.....	23	2,125	19	0.805
25. Franklin Pierce.....	25	2,259	21	0.836
26. Indiana (Pa.).....	19	1,710	16	0.842
27. Regis (Colo.).....	22	1,983	19	0.862
28. Bellarmine.....	20	1,870	18	0.866
29. Mesa St.....	22	2,069	20	0.870
30. Bryant.....	21	1,961	19	0.872

Shutout Percentage

Team	Games	Shutouts	Pct.
1. Metro St.....	23	17	0.74
2. Adelphi.....	21	15	0.71
Seattle Pacific.....	21	15	0.71
4. Minn. Duluth.....	18	12	0.67
Truman.....	21	14	0.67
6. Kennesaw St.....	26	17	0.65
7. West Fla.....	23	15	0.65
8. South Dakota St.....	19	11	0.58
9. Catawba.....	21	12	0.57
10. Neb.-Omaha.....	23	13	0.57
11. St. Edward's.....	20	11	0.55
12. Tex. A&M-Commerce.....	22	12	0.55
13. Ashland.....	19	10	0.53
Lenoir-Rhyne.....	19	10	0.53
15. Grand Valley St.....	21	11	0.52
West Chester.....	21	11	0.52
Wis.-Parkside.....	21	11	0.52

Team	Games	Shutouts	Pct.
West Va. Wesleyan	21	11	0.52
West Tex. A&M	21	11	0.52
20. Merrimack	23	12	0.52
21. Mo.-St. Louis	20	10	0.50
Presbyterian	20	10	0.50
Mesa St.	22	11	0.50
New Haven	18	9	0.50
Northern Mich.	18	9	0.50
Central Okla.	22	11	0.50
27. Philadelphia U.	21	10	0.48
Holy Family	21	10	0.48
29. Rollins	19	9	0.47
Minn.-Morris	19	9	0.47

Winning Percentage

Team	Won	Lost	Tied	Pct.
1. Kennesaw St.	25	1	0	0.962
2. Metro St.	21	1	1	0.935
3. Christian Bros.	17	1	2	0.900
4. Adelphi	18	2	1	0.881
Truman	18	2	1	0.881
6. Franklin Pierce	22	3	0	0.880
7. Ashland	16	2	1	0.868
8. Grand Valley St.	17	2	2	0.857
Seattle Pacific	17	2	2	0.857
10. Merrimack	19	3	1	0.848
11. UC San Diego	18	3	1	0.841
12. Minn.-Morris	15	3	1	0.816
13. West Va. Wesleyan	16	3	2	0.810
14. Minn. Duluth	13	2	3	0.806
15. West Fla.	18	4	1	0.804
16. Slippery Rock	15	3	2	0.800
17. Tex. A&M-Commerce	16	3	3	0.795
18. Northern Ky.	17	3	4	0.792
19. North Dakota	14	3	2	0.789
20. Cal St. Dom. Hills	16	4	1	0.786
Catawba	16	4	1	0.786
22. Neb.-Omaha	17	4	2	0.783
23. West Tex. A&M	15	4	2	0.762
Carson-Newman	15	4	2	0.762
25. North Dakota St.	11	3	2	0.750
Southampton	16	5	1	0.750
27. Kutztown	14	4	3	0.738
Wis.-Parksides	13	3	5	0.738
Tusculum	15	5	1	0.738
30. Barry	16	5	3	0.729

Division III Individual Leaders

Points Per Game

Player, Team	CL	Games	Goals	Asst.	Pts.	Avg.
1. Katie Pettigrew, Luther	Jr.	19	34	14	82	4.32
2. Annie Ruckdeschel, Chestnut Hill	So.	15	25	11	61	4.07
3. Renee Vai, Dominican (Ill.)	Jr.	19	33	5	71	3.74
4. Amanda Smith, Lakeland	Jr.	21	31	11	73	3.48
Amy Yandow, Castleton St.	Jr.	21	32	9	73	3.48
6. Merina Andersen, Lasell	So.	20	31	6	68	3.40
7. Jessica Sikora, Centenary (N.J.)	So.	20	31	4	66	3.30
8. Ellie Lind, East. Mennonite	Sr.	18	25	6	56	3.11
9. Sarah Wall, Ohio Wesleyan	So.	19	24	10	58	3.05
10. Michelle Wieser, Loras	Jr.	23	26	16	68	2.96
11. Tracy Pihoda, Wheaton (Mass.)	Sr.	24	28	14	70	2.92
12. Maureen Kasperek, Oswego St.	So.	20	27	4	58	2.90
13. Christina Day, Principia	Fr.	19	23	8	54	2.84
Sarah Weesies, Calvin	Fr.	19	20	14	54	2.84
15. Sara Gross, St. Norbert	Jr.	17	20	8	48	2.82
16. Lindsay Wagerer, La Roche	Sr.	21	20	19	59	2.81
17. Marcy Grulke, Piedmont	So.	19	19	15	53	2.79
Gina Monaco, Buffalo St.	So.	19	25	3	53	2.79
19. Erin Goettl, Simpson	Sr.	18	20	10	50	2.78
20. Kathleen Reynolds, Hanover	Jr.	18	21	7	49	2.72
Cathy Santillo, Thomas More	So.	18	22	5	49	2.72
22. Steph Ujvary, Maranatha Baptist	Fr.	19	22	7	51	2.68

Player, Team	CL	Games	Goals	Asst.	Pts.	Avg.
23. Karen Kotofski, Frostburg St.	Jr.	20	24	5	53	2.65
24. Melissa Stevenson, Lake Forest	So.	19	17	16	50	2.63
25. Gena Rosenbaum, Plattsburgh St.	So.	21	21	13	55	2.62
26. Maureen Dugan, Chestnut Hill	Fr.	17	15	14	44	2.59
27. Michelle Prather, Benedictine (Ill.)	So.	18	20	6	46	2.56
28. Renee Neuner, Chicago	So.	19	21	6	48	2.53
29. Jessica Taylor, Maine Maritime	Fr.	16	16	8	40	2.50
Laura Williamson, Colby	Fr.	14	14	7	35	2.50

Goals Per Game

Player, Team	CL	Games	Goals	Avg.
1. Katie Pettigrew, Luther	Jr.	19	34	1.79
2. Renee Vai, Dominican (Ill.)	Jr.	19	33	1.74
3. Annie Ruckdeschel, Chestnut Hill	So.	15	25	1.67
4. Merina Andersen, Lasell	So.	20	31	1.55
Jessica Sikora, Centenary (N.J.)	So.	20	31	1.55
6. Amy Yandow, Castleton St.	Jr.	21	32	1.52
7. Amanda Smith, Lakeland	Jr.	21	31	1.48
8. Ellie Lind, East. Mennonite	Sr.	18	25	1.39
9. Maureen Kasperek, Oswego St.	So.	20	27	1.35
10. Gina Monaco, Buffalo St.	So.	19	25	1.32
11. Sarah Wall, Ohio Wesleyan	So.	19	24	1.26
12. Cathy Santillo, Thomas More	So.	18	22	1.22
13. Christina Day, Principia	Fr.	19	23	1.21
14. Karen Kotofski, Frostburg St.	Jr.	20	24	1.20
15. Sara Gross, St. Norbert	Jr.	17	20	1.18
16. Tracy Pihoda, Wheaton (Mass.)	Sr.	24	28	1.17
Kathleen Reynolds, Hanover	Jr.	18	21	1.17
18. Steph Ujvary, Maranatha Baptist	Fr.	19	22	1.16
19. Michelle Wieser, Loras	Jr.	23	26	1.13
20. Erin Goettl, Simpson	Sr.	18	20	1.11
Michelle Prather, Benedictine (Ill.)	So.	18	20	1.11
22. Renee Neuner, Chicago	So.	19	21	1.11
Kristine Sandborn, Curry	Jr.	19	21	1.11
24. Katherine Valleskey, Martin Luther	So.	20	22	1.10
25. Lindsey Benson, Gordon	Sr.	19	20	1.05
Jessica Farmer, Rose-Hulman	Sr.	19	20	1.05
Angela Hallmon, Piedmont	Sr.	19	20	1.05
Sarah Weesies, Calvin	Fr.	19	20	1.05
29. Jackie Dernek, Carthage	Jr.	19	19	1.00
Kelly Fink, Wis.-Stevens Point	Sr.	21	21	1.00
Marcy Grulke, Piedmont	So.	19	19	1.00
Lyndsey Pelham, Rand.-Macon Woman's	Jr.	17	17	1.00
Laura Pitts, Hood	So.	17	17	1.00
Gena Rosenbaum, Plattsburgh St.	So.	21	21	1.00
Tresy Ross, Austin	Sr.	19	19	1.00
Jessica Taylor, Maine Maritime	Fr.	16	16	1.00
Amanda Trempert, Greenville	So.	19	19	1.00
Laura Williamson, Colby	Fr.	14	14	1.00

Assists Per Game

Player, Team	CL	Games	Assists	Avg.
1. Carrie Schrank, Wis.-Stout	Jr.	17	19	1.12
2. Catherine Peo, Smith	So.	22	21	0.95
3. Donna Westfield, Chestnut Hill	Fr.	18	17	0.94
4. Lindsay Wagerer, La Roche	Sr.	21	19	0.90
5. Katie Allardice, Elmira	So.	20	18	0.90
6. Melissa Stevenson, Lake Forest	So.	19	16	0.84
7. Maureen Dugan, Chestnut Hill	Fr.	17	14	0.82
8. Brittany Cressman, Union (N.Y.)	Jr.	22	18	0.82
9. Marcy Grulke, Piedmont	So.	19	15	0.79
Jana Williamson, Curry	So.	19	15	0.79
11. Suzanne Grabko, Concordia-M'head	Fr.	17	13	0.76
12. Tami Schmidt, Martin Luther	Sr.	20	15	0.75
13. Ashley Curran, Simpson	Fr.	19	14	0.74
Katie Pettigrew, Luther	Jr.	19	14	0.74
Sarah Weesies, Calvin	Fr.	19	14	0.74
16. Annie Ruckdeschel, Chestnut Hill	So.	15	11	0.73
17. Jenny Bruce, Wis.-Stevens Point	Sr.	22	16	0.73
Brittany Reed, Luther	So.	22	16	0.73
19. Lisa Knieriemen, Chowan	So.	18	13	0.72
Jenny Murray, St. Thomas (Minn.)	Sr.	18	13	0.72
21. Jodie Welch, Me.-Farmington	Fr.	21	15	0.71
22. Lindsay Ellis, Principia	Jr.	20	14	0.70
Brean Farquharson, Castleton St.	Fr.	20	14	0.70
Rachel Greenwald, Rutgers-Camden	Jr.	20	14	0.70
25. Michelle Wieser, Loras	Jr.	23	16	0.70

Player, Team	CL	Games	Assists	Avg.
26. Nicole Mauger, Trinity (Conn.).....	Jr.	13	9	0.69
27. Kelsey Geary, Cortland St.	So.	18	12	0.67
Erin Hanlon, Castleton St.	Fr.	21	14	0.67
Amy Peiko, Marymount (Va.)	Sr.	15	10	0.67
Agnieszka Ziolk, WPI	So.	18	12	0.67

Goals-Against Average

Player, Team	CL	Games	Min.	GA	GAA
1. Kim McCormick, Scranton	Jr.	22	1,786	2	0.101
2. Katie Chrien, Otterbein	So.	19	1,727	5	0.261
3. Brita Nelson, Wheaton (Ill.)	Jr.	21	1,792	6	0.301
4. Tae Ruppe, St. Benedict.....	Fr.	19	1,786	6	0.302
5. Laura Morcone, Oneonta St.	So.	24	2,089	8	0.345
6. Jessica Broomhead, Wheaton (Mass.)	Sr.	25	1,952	8	0.369
7. Maggie Futato, Messiah	Sr.	21	1,881	8	0.383
8. Megan Monroe, Carnegie Mellon.....	Jr.	16	894	4	0.403
9. Erin Williams, Puget Sound.....	So.	17	1,332	6	0.405
10. Amy Franciscovich, Emory	So.	19	1,693	8	0.425
11. Jamie Blake, Ohio Wesleyan.....	Fr.	18	1,313	7	0.480
12. Sara Tomjanovich, Wis.-Oshkosh.....	Jr.	20	1,497	8	0.481
13. Erin Halliday, Gwynedd-Mercy	Fr.	12	1,110	6	0.486
14. Holly Nestle, Hope	Fr.	22	1,811	10	0.497
15. Julie Gawronski, Union (N.Y.).....	So.	22	1,776	10	0.507
16. Jen Munoz, Hamilton	Sr.	15	1,399	8	0.515
17. Emily Barker, Wash. & Lee.....	Jr.	18	1,538	9	0.527
18. Katie Johnson, Texas-Dallas.....	Jr.	19	1,685	10	0.534
19. Andrea Przybysz, Chicago.....	So.	23	2,082	13	0.562
20. Erin Hall, Loras	Jr.	23	1,600	10	0.563
21. Kristen Edwards, Salem St.	Jr.	21	1,755	11	0.564
22. Rachel Goold, Hardin-Simmons.....	Jr.	20	1,261	8	0.571
23. Stephanie Bull, Trinity (Tex.).....	So.	18	1,408	9	0.575
24. Laura Wiederwax, Va. Wesleyan.....	So.	22	1,976	14	0.638
25. Heather Schaefer, Webster.....	Fr.	12	985	7	0.640
26. Susan Hinds, Montclair St.	Jr.	21	1,803	13	0.649
27. Mallory Dominguez, Chapman.....	So.	17	1,517	11	0.653
28. Lisa Bauer, Macalester	Sr.	18	1,472	11	0.673
29. Kimberly Massa, Worcester St.	Fr.	16	1,463	11	0.677
30. Kristyne Operzedek, Lake Forest	Fr.	18	1,563	12	0.691

Saves Per Game

Player, Team	CL	Games	Saves	Avg.
1. Gina Sgroi, New Jersey City	So.	15	281	18.73
2. Sara Besaw, Upper Iowa	Fr.	16	280	17.50
3. Cynthia Maisonet, Southern Vt.	Fr.	16	268	16.75
4. Lauren Feola, D'Youville	So.	13	216	16.62
5. Melissa Herndon, Wesleyan (Ga.)	Fr.	17	260	15.29
Melanie Muscar, Hood	Sr.	17	260	15.29
7. Alicia Fonos, Pitt.-Bradford.....	Fr.	17	253	14.88
8. Alexia Pontzer, Chatham	Fr.	13	189	14.54
9. Julie Peterson, Gallaudet.....	So.	16	229	14.31
10. Rachel Saccomen, Bluffton	Fr.	14	199	14.21
11. Samantha Pawlak, Heidelberg.....	Fr.	18	240	13.33
12. Erin Minger, Marian (Wis.).....	Fr.	16	212	13.25
13. Jane Roberts, Lake Erie	So.	17	218	12.82
14. Amala Abdur-Rahman, Wilson.....	Sr.	11	138	12.55
15. Crystal Anderson, Franklin	So.	18	221	12.28
16. Caitlin Miller, Immaculata	So.	19	230	12.11
17. Jennie Pulford, Bethel (Minn.).....	Jr.	18	213	11.83
18. Lindsay Eversole, Delaware Valley	Jr.	16	186	11.63
19. Katie Forrester, Wis.-Platteville.....	Fr.	17	196	11.53
20. Jenny Hipscher, Wesleyan (Conn.)	Sr.	14	161	11.50
21. Liz Ball, King's (Pa.)	Jr.	19	218	11.47
22. Kristen Bowes, Mass.-Boston	Sr.	18	199	11.06
23. Nicole Wandy, Curry	Jr.	19	204	10.74
24. Melissa Cherry, Hamline	So.	15	161	10.73
25. Juliette Wells, Louisiana Col.	Fr.	20	212	10.60
26. Julia Ashworth, Mt. St. Mary (N.Y.)	Fr.	12	127	10.58
27. Mary Raines, Millsaps	Fr.	18	190	10.56
28. Lindsay Acker, Waynesburg	Sr.	19	197	10.37
29. Ashleigh Dunsmore, Thiel.....	So.	21	217	10.33
30. Amy Dameron, Rand.-Macon Woman's	Sr.	17	175	10.29

Division III Team Leaders

Scoring Offense

Team	Goals	Games	Avg.
1. Chestnut Hill	97	18	5.39
2. Ohio Wesleyan	86	19	4.53
3. Plattsburgh St.	86	20	4.30
4. La Roche	88	21	4.19
5. Loras	95	23	4.13
6. Wheaton (Mass.)	102	25	4.08
7. Luther	86	22	3.91
8. Castleton St.	82	21	3.90
9. Hardin-Simmons	76	20	3.80
10. Trinity (Tex.)	66	18	3.67
11. Union (N.Y.)	80	22	3.64
12. Maranatha Baptist.....	72	20	3.60
13. Simpson	68	19	3.58
Piedmont	68	19	3.58
Willamette.....	68	19	3.58
16. TCNJ.....	81	23	3.52
17. Randolph-Macon.....	63	18	3.50
18. Va. Wesleyan.....	87	25	3.48
19. Calvin	66	19	3.47
20. Wis.-Stevens Point	76	22	3.45
21. St. Benedict	67	20	3.35
22. Endicott	75	23	3.26
23. East. Mennonite	58	18	3.22
24. Wis.-Stout.....	61	19	3.21
25. Greensboro	64	20	3.20
26. Mississippi Col.	67	21	3.19
Webster	67	21	3.19
28. Carroll (Wis.).....	54	17	3.18
29. Brockport St.	60	19	3.16
30. Catholic	63	20	3.15

Team Goals-Against Average

Team	Games	Min.	GA	GAA
1. Scranton	24	2,191	3	0.123
2. Otterbein	19	1,767	5	0.255
3. St. Benedict.....	20	1,876	6	0.288
4. Wheaton (Ill.).....	22	2,074	7	0.304
5. Oneonta St.	25	2,324	8	0.310
6. Wheaton (Mass.)	25	2,264	8	0.318
7. Thomas More	18	1,756	7	0.359
8. Ohio Wesleyan	19	1,724	7	0.365
9. Messiah.....	21	1,956	8	0.368
10. Allegheny	19	1,760	8	0.409
11. Emory.....	19	1,712	8	0.420
12. Lynchburg.....	22	2,022	10	0.445
13. Union (N.Y.)	22	2,004	10	0.449
14. Wash. & Lee.....	20	1,876	10	0.480
15. Hope.....	22	2,041	11	0.485
16. Wis.-Oshkosh	21	1,973	11	0.502
17. Puget Sound	21	1,962	11	0.505
18. Chicago	23	2,213	13	0.529
19. Carnegie Mellon	18	1,520	9	0.533
20. Trinity (Tex.).....	18	1,643	10	0.548
21. Macalester.....	21	1,956	12	0.552
22. Texas-Dallas.....	20	1,770	11	0.559
23. Salem St.	22	2,115	14	0.596
24. Va. Wesleyan.....	25	2,336	16	0.616
25. Wis.-Stout.....	19	1,710	12	0.632
26. Worcester St.	17	1,555	11	0.637
27. Hamilton.....	15	1,413	10	0.637
28. Loras	23	2,100	15	0.643
29. Washington-St. Louis	20	1,877	14	0.671
30. Lake Forest.....	19	1,730	13	0.676

Shutout Percentage

Team	Games	Shutouts	Pct.
1. Scranton	24	21	0.88
2. Wheaton (Mass.)	25	19	0.76
3. St. Benedict	20	15	0.75
4. Ohio Wesleyan	19	14	0.74
Otterbein	19	14	0.74
6. Oneonta St.	25	18	0.72
7. Messiah	21	15	0.71
8. Emory	19	13	0.68
9. Hope	22	15	0.68
Lynchburg	22	15	0.68
11. Thomas More	18	12	0.67
12. Hardin-Simmons	20	13	0.65
Texas-Dallas	20	13	0.65
14. DePauw	21	13	0.62
Puget Sound	21	13	0.62
Macalester	21	13	0.62
17. Carnegie Mellon	18	11	0.61
18. Chicago	23	14	0.61
19. Hamilton	15	9	0.60
20. Salem St.	22	13	0.59
Gwynedd-Mercy	22	13	0.59
Union (N.Y.)	22	13	0.59
23. Bates	17	10	0.59
24. Wilmington (Ohio)	24	14	0.58
25. Lake Forest	19	11	0.58
Rose-Hulman	19	11	0.58
27. Montclair St.	21	12	0.57
Wis.-Oshkosh	21	12	0.57
29. Va. Wesleyan	25	14	0.56
30. Trinity (Tex.)	18	10	0.56

Winning Percentage

Team	Won	Lost	Tied	Pct.
1. Scranton	22	1	1	0.938
2. Wheaton (Mass.)	23	2	0	0.920
3. Trinity (Tex.)	16	1	1	0.917
Chestnut Hill	16	1	1	0.917
5. Oneonta St.	21	1	3	0.900
6. Ohio Wesleyan	17	2	0	0.895
Willamette	16	1	2	0.895
8. Loras	20	2	1	0.891
9. Thomas More	15	1	2	0.889
10. Union (N.Y.)	19	2	1	0.886
11. Puget Sound	18	2	1	0.881
12. Va. Wesleyan	20	2	3	0.860
13. Allegheny	15	2	2	0.842
Otterbein	15	2	2	0.842
15. Messiah	16	2	3	0.833
16. Chicago	17	2	4	0.826
Endicott	18	3	2	0.826
18. Brandeis	15	2	3	0.825
St. Benedict	15	2	3	0.825
Wash. & Lee	15	2	3	0.825
21. Wheaton (Ill.)	16	2	4	0.818
22. Wilmington (Ohio)	19	4	1	0.813
23. Wis.-River Falls	17	4	0	0.810
24. Hardin-Simmons	16	4	0	0.800
25. Luther	17	4	1	0.795
Me.-Farmington	17	4	1	0.795
27. Mississippi Col.	16	4	1	0.786
28. TCNJ	18	5	0	0.783
29. Carnegie Mellon	12	2	4	0.778
30. Washington-St. Louis	14	3	3	0.775

Women's Coaching Records

All-Division Coaching Records

Winningest Coaches All-Time by Percentage .. 250

Winningest Coaches All-Time by Victories 250

Division I Coaching Records

Winningest Active Coaches by Percentage 251

Winningest Active Coaches by Victories 251

Winningest Coaches All-Time by Percentage .. 252

Winningest Coaches All-Time by Victories 252

Division II Coaching Records

Winningest Active Coaches by Percentage 252

Winningest Active Coaches by Victories 253

Winningest Coaches All-Time by Percentage .. 253

Winningest Coaches All-Time by Victories 253


Division III Coaching Records

Winningest Active Coaches by Percentage 253

Winningest Active Coaches by Victories 254

Winningest Coaches All-Time by Percentage .. 254

Winningest Coaches All-Time by Victories 254



All-Division Coaching Records

Winningest Coaches All-Time

BY PERCENTAGE

(Minimum 10 years as a head coach at an NCAA school; includes all victories as coach at a four-year institution.)

Coach, Teams	Yrs.	Won	Lost	Tied	Pct.
1. *Anson Dorrance (North Carolina, 1979-03)	25	559	25	15	.946
2. *Joe Russo (TCNJ, 1990-03)	14	257	26	17	.885
3. *Brian McManus (UC San Diego, 1987-03)	17	291	34	21	.871
4. Clive Charles (Portland, 1989-02)	14	226	52	13	.799
5. Mike Covone (Barry, 1984-94)	11	140	32	9	.798
6. *Chris Petrucelli (Notre Dame, 1990-98; Texas, 1999-03)	14	236	58	13	.790
7. *John Walker (Nebraska, 1994-03)	10	172	43	8	.789
8. *Jerry Smith (Santa Clara, 1987-03)	17	276	69	22	.782
9. *Len Tsantiris (Connecticut, 1981-03)	23	398	103	26	.780
10. Chris Malone (Cortland St., 1982-94)	13	195	44	34	.777
11. Mark Krikorian (Franklin Pierce, 1990-95; Hartford, 1996-00)	11	168	49	6	.767
12. *Rich Ilesley (Adelphi, 1990-94, 96-03)	13	180	50	15	.765
13. Lisa Melendy (Williams, 1985-01)	17	195	54	20	.762
14. *Patrick Farmer (Ithaca, 1987-93; Penn St., 1994-00; Tennessee Tech, 2003)	15	242	68	28	.757
15. *Sheila Miech (Wis.-Stevens Point, 1987-03)	17	249	78	21	.746
15. *G. Guerrieri (Hardin-Simmons, 1988-89; Texas A&M, 1993-03)	13	200	65	9	.746
17. *Aliceeann Wilber (William Smith, 1980-03)	24	319	100	30	.744
18. Peter Tufts (Southern N.H., 1982-98)	17	224	73	16	.741
18. Roy Wilkins (Richard Stockton, 1989-02)	14	190	61	17	.741
20. *Terry Gurnett (Rochester, 1977-03)	27	333	105	45	.736
20. *John Leaney (UC San Diego, 1984-86; Macalester, 1989-03)	18	243	80	22	.736
22. *John Cullen (Bowdoin, 1985-03)	19	211	71	19	.733
22. *Steve Spirk (Wilmington (Ohio), 1982-03)	12	170	59	9	.733
24. *Kurt Glaeser (Mary Washington, 1989-03)	15	204	66	27	.732
25. *Randy Waldrum (Tulsa, 1989-94; Baylor, 1996-98; Notre Dame, 1999-03)	14	201	69	16	.731
25. *Denise Lyons (Keene St., 1992-03)	12	178	61	14	.731
27. Fred Bright (Geneseo St., 1981-94)	14	177	62	17	.725
28. *Mike Stiehl (Gust. Adolphus, 1990-03)	14	170	60	18	.722
29. *Todd Olsen (Lynchburg, 1994-03)	10	151	54	15	.720
30. *Pete Felske (Wheaton (Ill.), 1988-03)	16	207	76	19	.717
31. *Mike Cannon (Truman, 1993-03)	11	143	52	16	.716
32. *Dan Kuntz (Cal Lutheran, 1993-03)	11	150	57	10	.714
32. Larry Gross (North Carolina St., 1984-93)	10	146	53	18	.714

Coach, Teams	Yrs.	Won	Lost	Tied	Pct.
32. *Nick O'Shea (Oakland, 1994-03)	10	128	49	8	.714
35. *Nancy Feldman (Lake Forest, 1988-89; Plymouth St., 1990-94; Boston U., 1995-03)	16	201	79	21	.703
36. *Jeff Hooker (Denver, 1992-03)	12	150	58	20	.702
37. *John Daly (William & Mary, 1987-03)	17	243	99	17	.701
37. *Gail Mann (Nazareth, 1993-03)	11	142	56	16	.701
39. *Michael Sabatelle (Emory, 1988-03)	16	199	78	32	.696
39. Nick Cowell (Wooster, 1989-90; Trinity (Tex.), 1991-98; Baylor, 1999-02)	14	179	73	18	.696
41. *John Carter (DePauw, 1989-03)	14	170	72	12	.693
42. *Mindy Quigg (Ithaca, 1994-03)	10	123	48	25	.691
43. *Gabe Mejail (Wheaton (Mass.), 1979-82; Merrimack, 1984-03)	24	319	135	30	.690
43. *Todd Dyer (Longwood, 1994-03)	10	123	53	8	.690
45. *Brian Purcell (Presbyterian, 1989-03)	15	185	82	9	.687
45. Lauren Gregg (Virginia, 1986-95)	10	134	57	15	.687
47. Bill Barker (UCF, 1988-92; Georgia, 1995-99)	10	115	48	17	.686
48. *Jim Rudy (UCF, 1981-87; Massachusetts, 1988-03)	23	272	119	22	.685
49. *Amy Reifert (Chicago, 1991-03)	13	156	66	25	.682
49. *Gail Murphy (Southwestern (Tex.), 1993-96; Denison, 1997-03)	11	135	61	7	.682

*Active coach.

BY VICTORIES

(Minimum 10 years as a head coach at an NCAA school; includes all victories as coach at a four-year institution.)

Coach, Teams	Yrs.	Won	Lost	Tied	Pct.
1. *Anson Dorrance (North Carolina, 1979-03)	25	559	25	15	.946
2. *Len Tsantiris (Connecticut, 1981-03)	23	398	103	26	.780
3. *Terry Gurnett (Rochester, 1977-03)	27	333	105	45	.736
4. *Aliceeann Wilber (William Smith, 1980-03)	24	319	100	30	.744
4. *Gabe Mejail (Wheaton (Mass.), 1979-82; Merrimack, 1984-03)	24	319	134	30	.691
6. *Brian McManus (UC San Diego, 1987-03)	17	291	34	21	.871
7. *Jerry Smith (Santa Clara, 1987-03)	17	276	69	22	.782
8. *Jim Rudy (UCF, 1981-87; Massachusetts, 1988-03)	23	272	119	22	.685
9. *Joe Bochicchio (Scranton, 1984-03)	20	268	120	26	.679
10. *Joe Russo (TCNJ, 1990-03)	14	257	26	17	.885
11. *Peter Albright (Johnson St., 1981-95; Richmond, 1996-03)	23	256	145	31	.628
12. *David Lombardo (Keene St., 1981-87; James Madison, 1990-03)	21	250	145	25	.625
13. *Sheila Miech (Wis.-Stevens Point, 1987-03)	17	249	78	21	.746
14. *Peter Reynaud (Sonoma St., 1981-84; California, 1986; Sonoma St., 1987-94; Fresno St., 1995-00; Long Beach St., 2001-03)	22	245	145	30	.619
15. *John Leaney (UC San Diego, 1984-86; Macalester, 1989-03)	18	243	80	22	.736
15. *John Daly (William & Mary, 1987-03)	17	243	99	17	.701
17. *Patrick Farmer (Ithaca, 1987-93; Penn St., 1994-00; Tennessee Tech, 2003)	15	242	68	28	.757
17. *Doug Mello (Siena Heights, 1986-88; Southwest (N.M.), 1989; Luther, 1990-03)	18	242	107	24	.681
19. *Dan Blank (St. Mary's (Minn.), 1982-03)	22	239	138	26	.625
20. *Phil Pincince (Brown, 1977-03)	27	238	164	30	.586
21. *Chris Petrucelli (Notre Dame, 1990-98; Texas, 1999-03)	14	236	58	13	.790
22. *Meridy Glenn (Cincinnati, 1983-03)	21	235	140	28	.618
23. *Marine Cano (Cal St. Dom. Hills, 1984-93; UC Irvine, 1994-03)	20	227	123	36	.635
24. Clive Charles (Portland, 1989-02)	14	226	52	13	.799
25. Peter Tufts (Southern N.H., 1982-98)	17	224	73	16	.741
25. Alan Kirkup (Southern Methodist, 1986-95; Maryland, 1996-98; Arkansas, 1999-03)	18	224	137	19	.614
27. *Gene Ventriglia (Army, 1986-03)	18	219	124	160	.632
28. *Joe Pereira (Methodist, 1984-94; Old Dominion, 1995-03)	20	215	143	26	.594
29. *John Cullen (Bowdoin, 1985-03)	19	211	71	19	.733
30. *Pete Felske (Wheaton (Ill.), 1988-03)	16	207	76	19	.717
30. *Jim Regan (Wheeling Jesuit, 1989-03)	15	207	102	9	.665
30. *Don Staley (Radford, 1985-93; Alabama, 1994-03)	19	207	149	18	.578
33. *Kurt Glaeser (Mary Washington, 1989-03)	15	204	66	27	.732
34. *Randy Waldrum (Tulsa, 1989-94; Baylor, 1996-98; Notre Dame, 1999-03)	14	201	69	16	.731
34. *Nancy Feldman (Lake Forest, 1988-89; Plymouth St., 1990-94; Boston U., 1995-03)	16	201	79	21	.703
36. *G. Guerrieri (Hardin-Simmons, 1988-89; Texas A&M, 1993-03)	13	200	65	9	.746
37. *Michael Sabatelle (Emory, 1988-03)	16	199	78	32	.696



North Carolina Sports Information

Tar Heels head coach Anson Dorrance has a .946 winning percentage in his quarter of a century run at the helm of the North Carolina dynasty.

Winningest Coaches All-Time

BY PERCENTAGE

(Minimum 10 years as a head coach at an NCAA Division I school; includes all victories as coach at a four-year institution.)

Coach, Team	Yrs.	Won	Lost	Tied	Pct.
1. *Anson Dorrance (North Carolina, 1979-03)	25	559	25	15	.946
2. Clive Charles (Portland, 1989-02)	14	226	52	13	.799
3. *Chris Petrucelli (Notre Dame, 1990-98; Texas, 1999-03)	14	236	58	13	.790
4. *John Walker (Nebraska, 1994-03)	10	172	43	8	.789
5. *Jerry Smith (Santa Clara, 1987-03)	17	276	69	22	.782
6. *Len Tsantiris (Connecticut, 1981-03)	23	398	103	26	.780
7. *G. Guerrieri (Hardin-Simmons, 1988-89; Texas A&M, 1993-03)	13	200	65	9	.746
8. *Randy Waldrum (Tulsa, 1989-94; Baylor, 1996-98; Notre Dame, 1999-03)	14	201	69	16	.731
9. Larry Gross (North Carolina St., 1984-93)	10	146	53	18	.714
10. *John Daly (William & Mary, 1987-03)	17	243	99	17	.701
11. Lauren Gregg (Virginia, 1986-93)	10	134	57	15	.687
12. Bill Barker (UCF, 1988-92; Georgia, 1995-99)	10	115	48	17	.686
13. *Jim Rudy (UCF, 1981-87; Massachusetts, 1988-03)	23	272	119	22	.685
14. *Greg Ryan (Wisconsin, 1986-93; Southern Methodist, 1996-98; Colorado Col., 1999-03)	16	192	90	20	.669
14. *Ray Leone (Barry, 1986-88; Creighton, 1989-93; Clemson, 1999-00; Arizona St., 2001-03)	13	167	78	19	.669
14. *Alex Crozier (Cal Poly, 1992-03)	12	154	72	17	.669
17. Hank Leung (George Mason, 1982-91)	10	126	58	19	.667
18. Ken McDonald (Vanderbilt, 1989-98)	10	126	67	3	.651
19. *Kathy Brawn (Colgate, 1991-03)	13	154	82	19	.641
20. *Brian Lee (Furman, 1994-03)	10	130	71	10	.640
21. Betsy Duerksen (Seattle Pacific, 1991-93; Montana, 1994-03)	13	161	89	9	.639
22. *Sue Patberg (Minnesota, 1993-99; Georgia, 2000-03)	11	142	78	13	.637
23. *Marine Cano (Cal St. Dom. Hills, 1984-93; UC Irvine, 1994-03)	20	227	123	36	.635
24. Jack Poland (UNC Greensboro, 1988-00)	13	163	92	8	.635
25. *Steve Swanson (Dartmouth, 1990-95; Stanford, 1996-99; Virginia, 2000-03)	14	157	87	20	.633
25. *Carin Gabarra (Westmont, 1987; Navy, 1993-03)	12	136	76	14	.633
27. *Gene Ventriglia (Army, 1986-03)	18	219	124	16	.632
28. *Tim Wheaton (Harvard, 1987-03)	17	159	88	25	.631
29. *David Lombardo (Keene St., 1981-87; James Madison, 1990-03)	21	250	145	25	.625
30. *Peter Reynaud (Sonoma St., 1981-84; California, 1986; Sonoma St., 1987-94; Fresno St., 1995-00; Long Beach St., 2001-03)	22	245	145	30	.619
30. *Debbie Rademacher (Fairfield, 1992-93; Michigan, 1994-03)	12	147	86	23	.619
32. *Meridy Glenn (Cincinnati, 1983-03)	21	235	140	28	.618
33. Alan Kirkup (Southern Methodist, 1986-95; Maryland, 1996-98; Arkansas, 1999-03)	18	224	137	19	.614
34. *Berhane Andeberhan (Stanford, 1987-92; Cornell, 2000-03)	10	100	60	18	.612
35. Austin Daniels (Hartford, 1989-95; Colorado, 1996-00)	12	139	88	11	.607

*Active coach.

BY VICTORIES

(Minimum 10 years as a head coach at an NCAA Division I school; includes all victories as coach at a four-year institution.)

Coach, Team	Yrs.	Won	Lost	Tied	Pct.
1. *Anson Dorrance (North Carolina, 1979-03)	25	559	25	15	.946
2. *Len Tsantiris (Connecticut, 1981-03)	23	398	103	26	.780
3. *Jerry Smith (Santa Clara, 1987-03)	17	276	69	22	.782
4. *Jim Rudy (UCF, 1981-87; Massachusetts, 1988-03)	23	272	119	22	.685
5. *David Lombardo (Keene St., 1981-87; James Madison, 1990-03)	21	250	145	25	.625
6. *Peter Reynaud (Sonoma St., 1981-84; California, 1986; Sonoma St., 1987-94; Fresno St., 1995-00; Long Beach St., 2001-03)	22	245	145	30	.619
7. *John Daly (William & Mary, 1987-03)	17	243	99	17	.701
8. *Phil Pincince (Brown, 1977-03)	27	238	164	30	.586
9. *Chris Petrucelli (Notre Dame, 1990-98; Texas, 1999-03)	14	236	58	13	.790
10. *Meridy Glenn (Cincinnati, 1983-03)	21	235	140	28	.618

Coach, Team	Yrs.	Won	Lost	Tied	Pct.
11. *Marine Cano (Cal St. Dom. Hills, 1984-93; UC Irvine, 1994-03)	20	227	123	36	.635
12. Clive Charles (Portland, 1989-02)	14	226	52	13	.799
13. Alan Kirkup (Southern Methodist, 1986-95; Maryland, 1996-98; Arkansas, 1999-03)	18	224	137	19	.614
14. *Gene Ventriglia (Army, 1986-03)	18	219	124	16	.632
15. *Don Staley (Radford, 1985-93; Alabama, 1994-03)	19	207	149	18	.578
16. *Randy Waldrum (Tulsa, 1989-94; Baylor, 1996-98; Notre Dame, 1999-03)	14	201	69	16	.731
17. *G. Guerrieri (Hardin-Simmons, 1988-89; Texas A&M, 1993-03)	13	200	65	9	.746
18. *Dang Pibulvech (Colorado Col., 1983-90; Washington, 1991-93; Texas, 1994-98; Nevada, 2000-03)	20	197	155	23	.556
19. *Greg Ryan (Wisconsin, 1986-93; Southern Methodist, 1996-98; Colorado Col., 1999-03)	16	192	90	20	.669
20. *Bill Hempen (Duke, 1988-00; Colorado, 2001-03)	16	190	123	21	.600
21. *John Walker (Nebraska, 1994-03)	10	172	43	8	.789
22. *Ray Leone (Barry, 1986-88; Creighton, 1989-93; Clemson, 1999-00; Arizona St., 2001-03)	13	167	78	19	.669
22. Charlie Duccilli (Rutgers, 1984-99)	16	167	114	26	.586
24. Jack Poland (UNC Greensboro, 1988-00)	13	163	92	8	.635
25. Betsy Duerksen (Seattle Pacific, 1991-93; Montana, 1994-03)	13	161	89	9	.639
26. Jean Paul Verhees (Westmont, 1983-86; California, 1987-88; San Francisco, 1991-00)	16	160	127	18	.554
27. *Tim Wheaton (Harvard, 1987-03)	17	159	88	25	.631
28. *Steve Swanson (Dartmouth, 1990-95; Stanford, 1996-99; Virginia, 2000-03)	14	157	87	20	.633
28. *Patrick Baker (N.C. Wesleyan, 1989-93; Pennsylvania, 1994-98; Florida St., 1999-03)	15	157	116	19	.570
30. *Alex Crozier (Cal Poly, 1992-03)	12	154	72	17	.669
30. *Kathy Brawn (Colgate, 1991-03)	13	154	82	19	.641
32. *Everton Edwards (Florida Int'l, 1985-03)	19	149	150	28	.498
33. *Debbie Rademacher (Fairfield, 1992-93; Michigan, 1994-03)	12	147	86	23	.619
34. Larry Gross (North Carolina St., 1984-93)	10	146	53	18	.714
35. *Leslie Gallimore (San Diego St., 1990-93; Washington, 1994-03)	14	145	99	22	.586

Division II Coaching Records

Winningest Active Coaches

BY PERCENTAGE

(Minimum five years as a Division II head coach; includes all victories as coach at a four-year institution.)

Coach, Team	Yrs.	Won	Lost	Tied	Pct.
1. Jeff Bailey, Franklin Pierce	8	160	11	4	.926
2. Brian McManus, UC San Diego	17	291	34	21	.871
3. Gareth O'Sullivan, West Ga.	6	87	19	3	.812
4. Bob Sheehan, Northern Ky.	7	125	25	11	.811
5. Don Klosterman, Neb.-Omaha	5	85	20	2	.804
6. Mike Cook, Central Okla.	11	183	53	4	.771
7. Rich Isley, Adelphi	13	180	50	15	.765
8. John Melody, Mercyhurst	7	95	28	10	.752
9. Butch Lauffer, West Tex. A&M	8	109	37	7	.735
10. Mike Joy, Tusculum	12	187	66	13	.727
11. Tina Patterson, Incarnate Word	11	144	51	11	.726
12. Scot Wieland, Belmont Abbey	5	76	29	2	.720
13. Mike Cannon, Truman	11	143	52	16	.716
14. Luke Oberkirch, Sonoma St.	9	122	46	16	.707
15. J.B. Belzer, Regis (Colo.)	8	113	45	7	.706
16. Bill Elliott, West Fla.	11	147	60	7	.703
16. Neil Piper, Tex. A&M-Commerce	6	77	30	9	.703
18. Gabe Mejail, Merrimack	24	319	135	30	.690
18. Todd Dyer, Longwood	10	123	53	8	.690
20. Sandy Dickson, Bloomsburg	6	80	34	8	.689
21. Brian Purcell, Presbyterian	15	185	82	9	.687
22. Ali Omar, Winona St.	9	110	51	7	.676
23. Mike Munch, North Fla.	9	111	53	11	.666
24. Jim Regan, Wheeling Jesuit	15	207	102	9	.665
25. George Dunbar, Philadelphia U.	5	60	27	14	.663
26. Rocky Orezzoli, Lynn	6	64	33	5	.652
27. Jim O'Brien, Southern Conn. St.	8	93	49	7	.648
28. Brian Borbesmeyer, SIU Edwardsville	15	163	84	25	.645
28. Jeff Trimble, Midwestern St.	6	74	39	8	.645
30. Chris Miskec, Minn. St. Mankato	8	95	52	5	.641

BY VICTORIES**(Minimum five years as a Division III head coach; includes all victories as coach at a four-year institution.)**

Coach, Team	Yrs.	Won	Lost	Tied	Pct.
1. Terry Gurnett, Rochester	27	333	105	45	.736
2. Aliceann Wilber, William Smith.....	24	319	100	30	.744
3. Joe Bochicchio, Scranton.....	20	268	120	26	.679
4. Joe Russo, TCNJ	14	257	26	17	.885
5. Sheila Miech, Wis.-Stevens Point.....	17	249	78	21	.746
6. John Leaney, Macalester.....	18	243	80	22	.736
7. Doug Mello, Luther.....	18	242	107	24	.681
8. Dan Blank, St. Mary's (Minn.).....	22	239	138	26	.625
9. John Cullen, Bowdoin.....	19	211	71	19	.733
10. Pete Felske, Wheaton (Ill.).....	16	207	76	19	.717
11. Kurt Glaeser, Mary Washington.....	15	204	66	27	.732
12. Michael Sabatelle, Emory.....	16	199	78	32	.696
13. Denise Dallamora, Brandeis.....	24	183	190	34	.491
14. Denise Lyons, Keene St.....	12	178	61	14	.731
15. Tracey Ranieri, Oneonta St.....	14	177	88	21	.656
16. Steve Spirk, Wilmington (Ohio).....	12	170	59	9	.733
16. Mike Stehlik, Gust. Adolphus.....	14	170	60	18	.722
16. John Carter, DePauw.....	14	170	72	12	.693
16. Karen Wiley, Plattsburgh St.....	14	170	87	14	.653
20. Rick Burns, Gordon.....	15	162	108	10	.596
21. Joan Schockow, Brockport St.....	16	161	112	20	.584
22. Amy Reifert, Chicago.....	13	156	66	25	.682
22. Ken Kline, Connecticut Col.....	19	156	110	16	.582
24. David Brown, Wooster.....	13	155	79	17	.651
24. Todd Wawrousek, Gettysburg.....	14	155	90	12	.626
26. Todd Olsen, Lynchburg.....	10	151	54	15	.720
27. Dan Kuntz, Cal Lutheran.....	11	150	57	10	.714
28. Tim Alexander, Edgewood.....	11	148	70	10	.671
29. Diane Boettcher, Middlebury.....	20	146	120	17	.546
30. Gail Mann, Nazareth.....	11	142	56	16	.701
30. Pepe Fernandez, Maryville (Tenn.).....	13	142	75	11	.647
32. Barry Dohner, Elizabethtown.....	10	136	62	13	.675
33. Gail Murphy, Denison.....	11	135	61	7	.682
34. Luis Reis, Wheaton (Mass.).....	7	134	22	2	.854
35. Ron Dias, Western New Eng.....	10	131	72	5	.642
36. Bob Barnes, Ohio Wesleyan.....	7	127	19	1	.867
36. Leo Weil, Johns Hopkins.....	12	127	67	18	.642
38. Dina Gentile, Endicott.....	10	126	61	8	.667
38. Doug Biggs, New England.....	12	126	82	12	.600
40. Mindy Quigg, Ithaca.....	10	123	48	25	.691

Winningest Coaches All-Time**BY PERCENTAGE****(Minimum 10 years as a head coach at an NCAA Division III school; includes all victories as coach at a four-year institution.)**

Coach, Teams	Yrs.	Won	Lost	Tied	Pct.
1. *Joe Russo (TCNJ, 1990-03).....	14	257	26	17	.885
2. *Brian McManus (UC San Diego, 1987-03) .	17	291	34	21	.871
3. Chris Malone (Cortland St., 1982-94).....	13	195	44	34	.777
4. Lisa Melendy (Williams, 1985-01).....	17	195	54	20	.762
5. *Sheila Miech (Wis.-Stevens Point, 1987-03).	17	249	78	21	.746

Coach, Teams	Yrs.	Won	Lost	Tied	Pct.
6. *Aliceann Wilber (William Smith, 1980-03)..	24	319	100	30	.744
7. *John Leaney (UC San Diego, 1984-86, Macalester, 1989-03).....	18	243	80	22	.743
8. Roy Wilkins (Richard Stockton, 1989-02).....	14	190	61	17	.741
9. *Terry Gurnett (Rochester, 1977-03).....	27	333	105	45	.736
10. *John Cullen (Bowdoin, 1985-03).....	19	211	71	19	.733
10. *Steve Spirk (Wilmington (Ohio), 1982-03)...	12	170	59	9	.733
12. *Kurt Glaeser (Mary Washington, 1989-03) .	15	204	66	27	.732
13. *Denise Lyons (Keene St., 1992-03).....	12	178	61	14	.731
14. Fred Bright (Geneseo St., 1981-94).....	14	177	62	17	.725
15. *Mike Stehlik (Gust. Adolphus, 1990-03).....	14	170	60	18	.722
16. *Todd Olsen (Lynchburg, 1994-03).....	10	151	54	15	.720
17. *Pete Felske (Wheaton (Ill.), 1988-03).....	16	207	76	19	.717
18. *Dan Kuntz (Cal Lutheran, 1993-03).....	11	150	57	10	.714
19. *Gail Mann (Nazareth, 1993-03).....	11	142	56	16	.701
20. *Michael Sabatelle (Emory, 1988-03).....	16	199	78	32	.696
20. Nick Cowell (Wooster, 1989-90; Trinity (Tex.), 1991-98; Baylor, 1999-02).....	14	179	73	18	.696

*Active coach.

BY VICTORIES**(Minimum 10 years as a head coach at an NCAA Division III school; includes all victories as coach at a four-year institution.)**

Coach, Teams	Yrs.	Won	Lost	Tied	Pct.
1. *Terry Gurnett (Rochester, 1977-03).....	27	333	105	45	.736
2. *Aliceann Wilber (William Smith, 1980-03)..	24	319	100	30	.744
3. *Brian McManus (UC San Diego, 1987-03) .	17	291	34	21	.871
4. *Joe Bochicchio (Scranton, 1984-03).....	20	268	120	26	.679
5. *Joe Russo (TCNJ, 1990-03).....	14	257	26	17	.885
6. *Peter Albright (Johnson St., 1981-95; Richmond, 1996-03).....	23	256	145	31	.628
7. *Sheila Miech (Wis.-Steven Point, 1987-03)..	17	249	78	21	.746
8. *John Leaney (UC San Diego, 1984-86, Macalester, 1989-03).....	18	243	80	22	.743
9. *Doug Mello (Siena Heights, 1986-88; Southwest (N.M.), 1989; Luther, 1990-03)..	18	242	107	24	.681
10. *Dan Blank (St. Mary's (Minn.), 1982-03)....	22	239	138	26	.625
11. *Joe Pereira (Methodist, 1984-94; Old Dominion, 1995-03).....	20	215	143	26	.594
12. *John Cullen (Bowdoin, 1985-03).....	19	211	71	19	.733
13. *Pete Felske (Wheaton (Ill.), 1988-03).....	16	207	76	19	.717
14. *Kurt Glaeser (Mary Washington, 1989-03) .	15	204	66	27	.732
15. *Michael Sabatelle (Emory, 1988-03).....	16	199	78	32	.696
16. Chris Malone (Cortland St., 1982-94).....	13	195	44	34	.777
16. Lisa Melendy (Williams, 1985-01).....	17	195	54	20	.762
18. James Babyak (Smith, 1979-96).....	18	191	124	19	.600
19. Roy Wilkins (Richard Stockton, 1989-02).....	14	190	61	17	.741
20. *Denise Dallamora (Brandeis, 1980-03).....	24	183	190	34	.491

*Active coach.

2003 Women's Conference Standings

Division I Standings	256
Division II Standings	257
Division III Standings	259



Team	W	L	T	Pct.	W	L	T	Pct.
Creighton	3	3	1	.500	11	6	4	.619
Indiana St.	1	6	0	.143	6	10	2	.389
Drury	1	6	0	.143	6	13	0	.316
Evansville	1	6	0	.143	3	13	2	.222

MOUNTAIN WEST CONFERENCE

Team	CONFERENCE				FULL SEASON			
	W	L	T	Pct.	W	L	T	Pct.
Utah #	6	0	0	1.000	16	2	2	.850
Brigham Young	4	2	0	.667	16	7	3	.673
Wyoming	4	2	0	.667	10	9	0	.526
San Diego St.	2	3	1	.417	7	10	2	.421
UNLV	2	4	0	.333	9	9	3	.500
New Mexico	1	4	1	.250	3	12	4	.263
Air Force	1	5	0	.167	7	11	1	.395

NORTHEAST CONFERENCE

Team	CONFERENCE				FULL SEASON			
	W	L	T	Pct.	W	L	T	Pct.
Central Conn. St.#	8	0	1	.944	16	3	3	.795
Sacred Heart	7	2	0	.778	10	5	4	.632
Long Island	6	3	0	.667	9	9	1	.500
Monmouth	5	2	2	.667	9	7	2	.556
Quinnipiac	4	3	2	.556	5	10	2	.353
Fairleigh Dickinson	4	4	1	.500	10	8	1	.553
Mt. St. Mary's	2	5	2	.333	6	9	2	.412
Wagner	2	7	0	.222	7	10	1	.417
St. Francis (Pa.)	1	5	3	.278	5	10	3	.361
Robert Morris	0	8	1	.056	2	16	1	.132

OHIO VALLEY CONFERENCE

Team	CONFERENCE				FULL SEASON			
	W	L	T	Pct.	W	L	T	Pct.
Samford	7	1	0	.875	12	4	5	.690
Eastern Ill. #	6	0	2	.875	11	6	5	.614
Jacksonville St.	4	1	3	.688	11	5	4	.650
Tenn.-Martin	4	2	2	.625	9	7	3	.553
Southeast Mo. St.	4	3	1	.563	10	5	5	.625
Tennessee Tech.	3	5	0	.375	9	11	0	.450
Murray St.	3	5	0	.375	6	10	3	.395
Austin Peay	1	7	0	.125	5	13	1	.289
Morehead St.	0	8	0	.000	2	13	1	.156

PACIFIC-10 CONFERENCE

Team	CONFERENCE				FULL SEASON			
	W	L	T	Pct.	W	L	T	Pct.
UCLA	8	0	1	.944	20	1	3	.896
Arizona St.	6	2	1	.722	13	5	3	.690
Stanford	5	3	1	.611	10	8	3	.548
Southern California	5	3	1	.611	9	8	4	.524
Washington	4	4	1	.500	11	7	3	.595
Oregon St.	3	5	1	.389	7	11	2	.400
Oregon	3	6	0	.333	9	11	0	.450
Washington St.	2	5	2	.333	6	11	2	.368
California	2	6	1	.278	7	8	4	.474
Arizona	2	6	1	.278	6	11	2	.368

PATRIOT LEAGUE

Team	CONFERENCE				FULL SEASON			
	W	L	T	Pct.	W	L	T	Pct.
Navy #	6	1	0	.857	17	5	1	.761
American	6	1	0	.857	10	8	1	.553
Colgate	5	1	1	.786	11	8	1	.575
Army	3	4	0	.429	9	10	0	.474
Bucknell	2	3	2	.429	7	6	3	.531
Lehigh	2	4	1	.357	9	9	1	.500
Lafayette	1	5	1	.214	4	10	4	.333
Holy Cross	0	6	1	.071	1	14	1	.094

SOUTHERN CONFERENCE

Team	CONFERENCE				FULL SEASON			
	W	L	T	Pct.	W	L	T	Pct.
Furman	10	0	1	.955	15	5	2	.727
UNC Greensboro #	9	2	0	.818	15	7	2	.667
Col. of Charleston	7	3	1	.682	11	7	2	.600
Chattanooga	6	2	3	.682	10	6	3	.605
East Tenn. St.	7	4	0	.636	12	6	0	.667
Appalachian St.	5	4	2	.545	12	5	3	.675
Wofford	5	4	2	.545	7	9	3	.447
Western Caro.	4	7	0	.364	7	11	2	.400
Davidson	3	6	2	.364	6	12	2	.350
Elon	3	8	0	.273	4	14	0	.222
Ga. Southern	1	9	1	.136	5	14	1	.275
Citadel	0	11	0	.000	2	14	1	.147

SOUTHEASTERN CONFERENCE

Eastern Division	CONFERENCE				FULL SEASON			
	W	L	T	Pct.	W	L	T	Pct.
Tennessee #	7	1	1	.833	17	5	2	.750
Florida	6	2	1	.722	19	4	2	.800
Kentucky	4	3	2	.556	6	9	4	.421
Georgia	4	5	0	.444	13	10	0	.565
South Carolina	3	4	2	.444	10	8	3	.548
Vanderbilt	3	4	2	.444	8	7	3	.528

Western Division	CONFERENCE				FULL SEASON			
	W	L	T	Pct.	W	L	T	Pct.
Auburn	6	1	2	.778	14	4	3	.738
Mississippi	4	3	2	.556	15	6	2	.696
Alabama	2	5	2	.333	9	8	2	.526
Arkansas	3	6	0	.333	7	10	2	.421
Mississippi St.	2	5	2	.333	9	8	3	.525
LSU	2	7	0	.222	10	9	1	.525

SOUTHWESTERN ATHLETIC CONFERENCE

Eastern	CONFERENCE				FULL SEASON			
	W	L	T	Pct.	W	L	T	Pct.
Alabama A&M #	4	0	0	1.000	7	12	1	.375
Mississippi Val.	3	1	0	.750	7	10	0	.412
Jackson St.	1	3	0	.250	4	10	2	.313
Alcorn St.	0	4	0	.000	0	11	0	.000

Western	CONFERENCE				FULL SEASON			
	W	L	T	Pct.	W	L	T	Pct.
Grambling St.	4	0	0	1.000	7	11	1	.395
Prairie View	3	1	0	.750	7	6	1	.536
Southern U.	2	2	0	.500	6	5	0	.545
Ark.-Pine Bluff	1	3	0	.250	2	9	0	.182
Texas Southern	0	4	0	.000	2	8	0	.200

SOUTHLAND CONFERENCE

Team	CONFERENCE				FULL SEASON			
	W	L	T	Pct.	W	L	T	Pct.
Southeastern La.	9	0	3	.875	15	2	4	.810
Stephen F. Austin #	9	2	1	.792	15	5	2	.727
Northwestern St.	7	3	2	.667	9	9	2	.500
Texas St.	8	4	0	.667	9	10	2	.476
La.-Monroe	6	5	1	.542	9	11	2	.455
McNeese St.	4	7	1	.375	5	13	2	.300
Nicholls St.	1	11	0	.083	4	16	0	.200
Sam Houston St.	0	12	0	.000	4	16	0	.200

SUN BELT CONFERENCE

Team	CONFERENCE				FULL SEASON			
	W	L	T	Pct.	W	L	T	Pct.
Denver #	7	1	0	.875	18	4	0	.818
North Texas	6	1	0	.857	15	6	0	.714
Middle Tenn.	5	1	0	.833	12	7	2	.619
Western Ky.	5	1	0	.833	11	6	0	.647
South Ala.	3	4	0	.429	6	12	0	.333
Ark.-Little Rock	2	6	0	.250	6	13	0	.316
Arkansas St.	2	6	0	.250	7	12	0	.368
La.-Lafayette	2	6	0	.250	6	13	0	.316
Florida Int'l	1	7	0	.125	2	13	0	.133

WESTERN ATHLETIC CONFERENCE

Team	CONFERENCE				FULL SEASON			
	W	L	T	Pct.	W	L	T	Pct.
Southern Methodist #	7	1	0	.875	17	3	2	.818
Hawaii	7	1	0	.875	13	5	2	.700
Rice	6	2	0	.750	11	8	1	.575
Boise St.	4	4	0	.500	8	11	1	.425
UTEP	4	4	0	.500	11	8	0	.579
Fresno St.	4	4	0	.500	7	8	2	.471
Tulsa	2	6	0	.250	5	12	1	.306
Nevada	1	7	0	.125	4	14	0	.222
San Jose St.	1	7	0	.125	2	16	0	.111

WEST COAST CONFERENCE

Team	CONFERENCE				FULL SEASON			
	W	L	T	Pct.	W	L	T	Pct.
Santa Clara	6	0	1	.929	14	4	6	.708
Portland	5	1	1	.786	18	3	2	.826
St. Mary's	3	2	2	.571	8	8	3	.500
Pepperdine	3	3	1	.500	14	6	1	.690
Gonzaga	3	4	0	.429	11	8	0	.579
San Diego	2	4	1	.357	9	8	4	.524
Loyola Marymount	2	5	0	.286	9	8	3	.525
San Francisco	1	6	0	.143	5	14	0	.263

INDEPENDENTS

Team	CONFERENCE				FULL SEASON			
	W	L	T	Pct.	W	L	T	Pct.
Colorado Col.	7	10	2	.421	7	10	2	.421
Delaware St.	0	10	0	.000	0	10	0	.000
Howard	5	13	0	.278	5	13	0	.278
IPFW	9	7	3	.553	9	7	3	.553
South Carolina St.	4	9	0	.308	4	9	0	.308
VMI	4	12	0	.250	4	12	0	.250

GREAT LAKES VALLEY CONFERENCE

Team	CONFERENCE			FULL SEASON		
	W	L	T Pct.	W	L	T Pct.
Northern Ky. #	9	0	1 .950	17	2	4 .826
Wis.-Parkside	6	1	3 .750	13	3	5 .738
Indianapolis	6	2	2 .700	11	5	3 .658
Mo.-St. Louis	6	3	1 .650	13	6	1 .675
St. Joseph's (Ind.)	6	4	0 .600	9	11	1 .452
Quincy	4	4	2 .500	8	7	3 .528
Bellarmine	3	4	3 .450	10	5	5 .625
SIU Edwardsville	4	6	0 .400	10	7	0 .585
Southern Ind.	3	7	0 .300	6	9	1 .406
Lewis	1	7	2 .200	4	13	2 .263
Ky. Wesleyan	0	10	0 .000	2	12	0 .143

GREAT NORTHWEST ATHLETIC CONFERENCE

Team	CONFERENCE			FULL SEASON		
	W	L	T Pct.	W	L	T Pct.
Seattle Pacific	11	0	1 .958	17	2	2 .857
Seattle	9	2	1 .792	14	5	1 .725
Humboldt St.	7	3	2 .667	12	5	3 .675
Western Ore.	4	6	2 .417	7	10	2 .421
Western Wash.	3	8	1 .292	6	13	1 .325
Northwest Nazarene	2	9	1 .208	4	12	1 .265
Central Wash.	2	10	0 .167	5	16	0 .238

GULF SOUTH CONFERENCE

Team	CONFERENCE			FULL SEASON		
	W	L	T Pct.	W	L	T Pct.
Christian Bros. #	7	1	0 .875	17	1	2 .900
West Fla.	7	1	0 .875	18	4	1 .804
Harding	4	3	1 .563	10	7	1 .583
Ala.-Huntsville	4	4	0 .500	10	6	1 .618
Montevallo	4	4	0 .500	8	12	0 .400
Central Ark.	3	4	1 .438	10	7	1 .583
Lincoln Memorial	3	5	0 .375	7	11	0 .389
North Ala.	3	5	0 .375	8	11	0 .421
Ouachita Baptist	0	8	0 .000	1	16	0 .059

HEARTLAND CONFERENCE

Team	CONFERENCE			FULL SEASON		
	W	L	T Pct.	W	L	T Pct.
St. Edward's	3	1	0 .750	14	6	0 .700
Incarnate Word #	3	1	0 .750	10	6	2 .611
St. Mary's (Tex.)	0	4	0 .000	7	12	0 .368

LONE STAR CONFERENCE

Team	CONFERENCE			FULL SEASON		
	W	L	T Pct.	W	L	T Pct.
Tex. A&M-Commerce	7	1	1 .833	17	2	3 .841
Central Okla.	7	2	0 .778	15	5	2 .727
West Tex. A&M #	6	1	2 .778	15	4	2 .762
Midwestern St.	5	2	2 .667	12	6	2 .650
Northeastern St.	5	4	0 .556	12	7	0 .632
Angelo St.	4	3	2 .556	10	8	2 .550
East Central	3	6	0 .333	6	11	1 .361
Texas Woman's	2	6	1 .278	3	12	2 .235
Eastern N.M.	2	7	0 .222	3	12	0 .200
Southwestern Okla.	0	9	0 .000	2	16	2 .150

MID-AMERICA INTERCOLLEGIATE ATHLETICS ASSOCIATION

Team	CONFERENCE			FULL SEASON		
	W	L	T Pct.	W	L	T Pct.
Truman #	14	0	0 1.000	18	2	1 .881
Southwest Baptist	12	2	0 .857	13	7	0 .650
Mo.-Rolla	6	5	3 .536	8	9	3 .475
Central Mo. St.	6	7	1 .464	7	11	1 .395
Emporia St.	4	7	3 .393	5	10	4 .368
Mo. Southern St.	2	8	4 .286	3	13	4 .250
Northwest Mo. St.	2	8	4 .286	3	13	4 .250
Washburn	2	11	1 .179	4	13	1 .250

NEW YORK COLLEGIATE ATHLETIC CONFERENCE

Team	CONFERENCE			FULL SEASON		
	W	L	T Pct.	W	L	T Pct.
Adelphi #	11	0	0 1.000	18	2	1 .881
Southampton	9	1	1 .864	16	5	1 .750

Team	CONFERENCE			FULL SEASON		
	W	L	T Pct.	W	L	T Pct.
C.W. Post	7	2	2 .727	13	7	2 .636
New Haven	6	2	3 .682	7	8	3 .472
Bridgeport	7	4	0 .636	13	6	1 .675
Philadelphia	5	4	2 .545	12	6	3 .643
Queens (N.Y.)	5	5	1 .500	9	7	1 .559
NYIT	4	6	1 .409	10	7	2 .579
Molloy	4	7	0 .364	7	12	0 .368
St. Thomas Aquinas	2	9	0 .182	5	12	1 .306
Mercy	1	10	0 .091	2	14	1 .147
Concordia (N.Y.)	0	11	0 .000	1	13	0 .071

NORTH CENTRAL CONFERENCE

Team	CONFERENCE			FULL SEASON		
	W	L	T Pct.	W	L	T Pct.
Mankato #	7	1	0 .875	14	6	2 .682
Neb.-Omaha	5	1	1 .786	17	4	2 .783
North Dakota	4	2	1 .643	14	3	2 .789
North Dakota St.	3	3	1 .500	11	3	2 .750
South Dakota	3	4	0 .429	8	9	0 .471
South Dakota St.	2	3	3 .438	8	5	6 .579
St. Cloud St.	1	4	2 .286	6	9	3 .417
Augustana (S.D.)	0	7	0 .000	7	10	2 .421

NORTHEAST-10 CONFERENCE

Team	CONFERENCE			FULL SEASON		
	W	L	T Pct.	W	L	T Pct.
Franklin Pierce #	13	1	0 .929	22	3	0 .880
Merrimack	12	2	0 .857	19	3	1 .848
St. Rose	10	3	1 .750	14	5	2 .714
Bryant	9	4	1 .679	14	5	2 .714
Southern N.H.	8	3	3 .679	11	5	4 .650
Southern Conn. St.	8	6	0 .571	12	7	1 .625
Bentley	7	5	2 .571	10	6	2 .611
Pace	7	6	1 .536	9	8	1 .528
Assumption	7	6	1 .536	11	6	1 .639
St. Michael's	5	9	0 .357	9	9	0 .500
St. Anselm	4	9	1 .321	6	9	1 .406
Mass.-Lowell	3	10	1 .250	4	10	1 .300
Stonehill	3	11	0 .214	6	11	0 .353
Le Moyne	2	11	1 .179	3	11	1 .233
American Int'l	1	13	0 .071	2	13	0 .133

NORTHERN SUN INTERCOLLEGIATE CONFERENCE

Team	CONFERENCE			FULL SEASON		
	W	L	T Pct.	W	L	T Pct.
Minn. Duluth #	8	0	0 1.000	14	3	3 .775
Winona St.	7	1	0 .875	11	10	0 .524
Southwest Minn. St.	4	3	0 .571	6	11	0 .353
Northern St.	3	4	1 .438	10	6	3 .605
Wayne St. (Neb.)	3	5	0 .375	6	13	2 .333
Minn.-Crookston	2	5	1 .313	6	12	2 .350
Bemidji St.	2	4	0 .333	3	11	1 .233
Minn. St. Moorhead	2	5	0 .286	3	12	0 .200
Concordia St. Paul	2	6	0 .250	6	14	0 .300

PEACH BELT ATHLETIC CONFERENCE

Team	CONFERENCE			FULL SEASON		
	W	L	T Pct.	W	L	T Pct.
Kennesaw St. #	7	0	0 1.000	25	1	0 .962
S.C.-Spartanburg	5	2	0 .714	7	1	0 .875
North Fla.	5	2	0 .714	7	2	1 .750
Francis Marion	4	3	0 .571	8	2	0 .800
UNC Pembroke	4	3	0 .571	6	1	0 .857
Lander	2	5	0 .286	7	2	1 .750
Clayton St.	1	6	0 .143	1	9	1 .136
S.C.-Aiken	0	7	0 .000	3	4	0 .429

PENNSYLVANIA STATE ATHLETIC CONFERENCE

Team	CONFERENCE			FULL SEASON		
	W	L	T Pct.	W	L	T Pct.
Slippery Rock #	9	1	2 .833	15	3	2 .800
West Chester	9	1	2 .833	12	6	3 .643
Kutztown	9	2	1 .792	14	4	3 .738
Millersville	9	3	0 .750	14	6	1 .690
Edinboro	7	4	1 .625	12	7	1 .625
Lock Haven	6	5	1 .542	10	12	1 .457
Indiana (Pa.)	6	6	0 .500	13	6	0 .684

Team	CONFERENCE			FULL SEASON		
	W	L	T Pct.	W	L	T Pct.
East Stroudsburg	3	6	3 .375	6	9	3 .417
Bloomsburg	4	8	0 .333	5	13	0 .278
California (Pa.)	3	7	2 .333	9	8	2 .526
Shippensburg	3	7	2 .333	9	8	2 .526
Mansfield	2	10	0 .167	4	11	2 .294
Clarion	1	11	0 .083	4	14	0 .222

ROCKY MOUNTAIN ATHLETIC CONFERENCE

Team	CONFERENCE			FULL SEASON		
	W	L	T Pct.	W	L	T Pct.
Metro St.	14	0	0 1.000	21	1	1 .935
Regis (Colo.) #	10	4	0 .714	16	6	0 .727
Mesa St.	8	4	2 .643	12	6	4 .636
Adams St.	5	7	2 .429	7	9	3 .447
N.M. Highlands	5	8	1 .393	8	10	1 .447
Fort Lewis	4	7	3 .393	6	10	3 .395
Colorado St.-Pueblo	4	8	2 .357	6	12	2 .350
Colo. Christian	1	13	0 .071	1	17	1 .079

SOUTH ATLANTIC CONFERENCE

Team	CONFERENCE			FULL SEASON		
	W	L	T Pct.	W	L	T Pct.
Carson-Newman	6	0	1 .929	15	4	2 .762
Catawba	5	2	0 .714	16	4	1 .786
Presbyterian	5	2	0 .714	14	6	0 .700
Tusculum #	4	2	1 .643	15	5	1 .738
Lenoir-Rhyne	4	3	0 .571	10	9	0 .526
Wingate	2	5	0 .286	13	7	0 .650
Mars Hill	1	6	0 .143	6	14	0 .300
Newberry	0	7	0 .000	4	12	2 .278

SUNSHINE STATE CONFERENCE

Team	CONFERENCE			FULL SEASON		
	W	L	T Pct.	W	L	T Pct.
Barry #	7	0	0 1.000	16	5	3 .729
Tampa	5	2	0 .714	16	6	0 .727
St. Leo	5	2	0 .714	12	6	2 .650
Rollins	4	3	0 .571	13	6	0 .684
Fla. Southern	2	5	0 .286	9	10	0 .474
Florida Tech	2	5	0 .286	7	12	0 .3

2003 Division III

ALLEGHENY MOUNTAIN COLLEGIATE CONFERENCE

Team	CONFERENCE			FULL SEASON		
	W	L	T Pct.	W	L	T Pct.
Frostburg St. #	6	0	1.000	16	5	0 .762
Penn St.-Behrend..	5	1	0 .833	12	7	1 .625
Pitt.-Greensburg ...	3	2	1 .583	10	6	3 .605
La Roche	3	2	1 .583	12	8	1 .595
Penn. St.-Altoona..	2	4	0 .333	4	13	1 .250
Lake Erie	1	5	0 .167	3	15	1 .184
Pitt.-Bradford	0	6	0 .000	2	14	1 .147

AMERICAN SOUTHWEST CONFERENCE

Team	CONFERENCE			FULL SEASON		
	W	L	T Pct.	W	L	T Pct.
Texas-Dallas	11	1	2 .857	13	4	3 .725
Mississippi Col.....	11	2	1 .821	16	4	1 .786
Austin	9	3	2 .714	15	10	7 .578
East Tex. Baptist...	8	6	0 .571	11	8	0 .579
Texas-Tyler	7	7	0 .500	10	8	1 .553
LeTourneau	4	8	2 .357	5	9	2 .375
Ozarks (Ark.).....	2	11	1 .179	4	13	1 .250
Louisiana Col.....	0	14	0 .000	1	19	0 .050

Team	CONFERENCE			FULL SEASON		
	W	L	T Pct.	W	L	T Pct.
Hardin-Simmons #	8	0	1.000	16	4	0 .800
Texas Lutheran	6	2	0 .750	12	6	1 .658
Schreiner	3	5	0 .375	5	12	0 .294
Mary Hardin-Baylor	2	5	1 .313	2	14	1 .147
McMurry	0	7	1 .063	1	14	2 .118

ATLANTIC WOMEN'S COLLEGES CONFERENCE

Team	CONFERENCE			FULL SEASON		
	W	L	T Pct.	W	L	T Pct.
Chestnut Hill #	8	0	1.000	16	1	1 .917
Notre Dame (Md.)	6	1	1 .813	7	12	3 .386
Wells	5	2	1 .688	6	12	1 .342
Trinity (D.C.).....	3	2	2 .571	3	2	2 .571
Mary Baldwin.....	3	2	2 .571	7	8	3 .472
Hood	2	6	0 .250	5	12	0 .294
Chatham	1	7	0 .125	1	13	0 .071
Wilson	0	8	0 .000	0	12	0 .000

CAPITAL ATHLETIC CONFERENCE

Team	CONFERENCE			FULL SEASON		
	W	L	T Pct.	W	L	T Pct.
Salisbury	5	1	1 .786	8	8	2 .500
York (Pa.).....	4	1	2 .714	10	5	4 .632
Catholic	4	3	0 .571	14	5	1 .725
Mary Washington #	3	1	3 .643	12	6	5 .630
St. Mary's (Md.)...	3	2	2 .571	6	7	2 .467
Goucher	3	4	0 .429	8	7	4 .526
Marymount (Va.)..	2	5	0 .286	9	9	0 .500
Gallaudet	0	7	0 .000	2	18	0 .100

CENTENNIAL CONFERENCE

Team	CONFERENCE			FULL SEASON		
	W	L	T Pct.	W	L	T Pct.
Muhlenberg #.....	9	1	0 .900	16	4	2 .773
Gettysburg.....	8	1	1 .850	12	5	2 .684
Johns Hopkins.....	7	3	0 .700	13	6	2 .667
Ursinus	5	4	1 .550	10	6	3 .605
Dickinson	5	4	1 .550	9	6	2 .588
Haverford	5	5	0 .500	8	11	0 .421
McDaniel	5	5	0 .500	13	7	0 .650
Frank. & Marsh....	4	5	1 .450	7	7	3 .500
Swathmore	4	6	0 .400	9	9	0 .500
Washington (Md.)	1	9	0 .100	5	11	1 .324
Bryn Mawr	0	10	0 .000	4	12	1 .265

COLLEGE CONFERENCE OF ILLINOIS & WISCONSIN

Team	CONFERENCE			FULL SEASON		
	W	L	T Pct.	W	L	T Pct.
Wheaton (Ill.) #	6	1	0 .857	16	2	4 .818
Ill. Wesleyan	6	1	0 .857	12	3	4 .737
Elmhurst	5	2	0 .714	12	6	3 .643

Team	CONFERENCE			FULL SEASON		
	W	L	T Pct.	W	L	T Pct.
Augustana (Ill.)....	4	2	1 .643	11	7	3 .595
Carthage.....	2	4	1 .357	11	7	1 .605
Millikin	1	4	2 .286	4	8	4 .375
North Park.....	1	4	2 .286	7	10	2 .421
North Central (Ill.)	0	7	0 .000	3	15	0 .167

COMMONWEALTH COAST CONFERENCE

Team	CONFERENCE			FULL SEASON		
	W	L	T Pct.	W	L	T Pct.
Endicott #.....	12	0	1.000	16	2	1 .868
Nichols	9	2	1 .792	11	4	2 .706
Wentworth Inst. ...	9	3	0 .750	13	5	0 .722
Salve Regina	8	3	1 .708	10	10	1 .500
Gordon	7	4	1 .625	10	7	2 .579
Curry	7	5	0 .583	10	9	0 .526
New England Col.	6	5	1 .542	7	5	3 .567
Roger Williams....	4	6	2 .417	4	12	2 .278
Colby-Sawyer	4	7	1 .375	6	11	1 .361
Eastern Nazarene	3	7	2 .333	5	11	2 .333
New England	3	8	1 .292	3	12	1 .219
Anna Maria	1	11	0 .083	2	17	0 .105
Regis (Mass.).....	0	12	0 .000	2	15	0 .118

EMPIRE 8

Team	CONFERENCE			FULL SEASON		
	W	L	T Pct.	W	L	T Pct.
Nazareth	7	0	1.000	11	5	4 .650
Elmira	5	1	1 .786	12	4	4 .700
Ithaca #	4	2	1 .643	10	5	6 .619
Rensselaer	4	3	0 .571	11	7	0 .611
Utica	3	3	1 .500	11	5	1 .676
Hartwick	1	5	1 .214	6	10	3 .395
St. John Fisher....	1	5	1 .214	3	14	1 .194
Alfred.....	0	6	1 .071	5	11	1 .324

GREAT NORTHEAST ATHLETIC CONFERENCE

Team	CONFERENCE			FULL SEASON		
	W	L	T Pct.	W	L	T Pct.
Johnson & Wales (R.I.)....	6	1	2 .778	9	7	3 .553
Western New Eng.	6	2	1 .722	9	10	1 .475
St. Joseph (Conn.)	6	3	0 .667	9	7	0 .563
Emmanuel (Mass.) #	5	2	2 .667	12	7	2 .619
Simmons	5	1	1 .786	6	9	1 .406
Emerson	5	3	1 .611	8	7	2 .529
Norwich	3	5	1 .389	5	11	1 .324
Pine Manor	1	6	0 .143	2	9	0 .182
Rivier	1	6	0 .143	2	13	0 .133
Southern Vt.....	0	9	0 .000	1	14	0 .067

HEARTLAND COLLEGIATE ATHLETIC CONFERENCE

Team	CONFERENCE			FULL SEASON		
	W	L	T Pct.	W	L	T Pct.
Hanover #.....	6	0	1 .929	10	6	2 .611
Manchester	4	1	2 .714	13	5	2 .700
Transylvania	4	2	1 .643	8	9	1 .472
Anderson (Ind.)....	4	3	0 .143	9	10	1 .475
Defiance	3	3	1 .500	8	8	1 .500
Mt. St. Joseph.....	3	3	1 .500	4	12	2 .278
Franklin	1	6	0 .143	3	14	1 .194
Bluffton	0	7	0 .000	1	14	0 .067

IOWA INTERCOLLEGIATE ATHLETIC CONFERENCE

Team	CONFERENCE			FULL SEASON		
	W	L	T Pct.	W	L	T Pct.
Loras #.....	8	0	1.000	20	2	1 .891
Luther	7	1	0 .875	17	4	1 .795
Simpson	6	2	0 .750	11	8	0 .579
Cornell College....	3	5	0 .375	8	10	0 .444
Coe	3	5	0 .375	9	10	0 .474
Warburg	3	5	0 .375	8	11	0 .421
Dubuque	3	5	0 .375	8	10	0 .444
Central (Iowa)....	3	5	0 .375	7	9	0 .438
Buena Vista	0	8	0 .000	2	14	2 .167

LAKE MICHIGAN CONFERENCE

Team	CONFERENCE			FULL SEASON		
	W	L	T Pct.	W	L	T Pct.
Lakeland #.....	5	1	0 .833	11	11	0 .500
Edgewood.....	4	1	1 .750	11	9	1 .548
Concordia (Wis.)..	4	2	0 .667	12	10	0 .545
Maranatha Baptist	3	2	1 .583	13	6	2 .667
Wis. Lutheran.....	3	3	0 .500	6	14	0 .300
Milwaukee Engr...	1	5	0 .167	4	13	0 .235
Marian (Wis.).....	0	6	0 .000	1	16	0 .059
Alverno *.....				1	17	0 .056

LITTLE EAST CONFERENCE

Team	CONFERENCE			FULL SEASON		
	W	L	T Pct.	W	L	T Pct.
Eastern Conn. St. #	5	1	1 .786	10	7	2 .579
Keene St.	5	1	1 .786	14	6	3 .674
Plymouth St.....	5	2	0 .714	10	7	1 .583
Western Conn. St.	4	1	2 .714	13	6	4 .652
Mass.-Dartmouth..	2	3	2 .429	6	9	4 .421
Rhode Island Col.	2	4	1 .357	7	12	1 .375
Southern Me.....	1	5	1 .214	6	9	2 .412
Mass.-Boston	0	7	0 .000	3	16	0 .158

MASSACHUSETTS STATE COLLEGE ATHLETIC CONFERENCE

Team	CONFERENCE			FULL SEASON		
	W	L	T Pct.	W	L	T Pct.
Bridgewater St. #	6	2	0 .750	10	6	2 .611
Framingham St. ...	5	1	1 .786	8	6	1 .617
Salem St.	3	2	3 .563	12	3	5 .725
Westfield St.....	3	2	1 .583	7	6	3 .531
Urcaster St.....	3	3	1 .500	7	9	1 .441
Fitchburg St.....	1	5	0 .167	4	10	1 .300
Mass. Liberal Arts	0	6	0 .000	3	10	0 .231

MICHIGAN INTERCOLLEGIATE ATHLETIC ASSOCIATION

Team	CONFERENCE			FULL SEASON		
	W	L	T Pct.	W	L	T Pct.
Hope #.....	11	2	1 .821	16	4	2 .773
Calvin	10	2	2 .786	12	5	2 .684
Albion	9	4	1 .679	10	7	1 .583
Alma	7	5	2 .571	12	6	2 .650
St. Mary's (Ind.)...	6	4	4 .571	10	5	4 .632
Kalamazoo.....	6	8	0 .429	9	10	1 .475
Olivet	1	12	1 .107	1	16	3 .125
Adrian	0	13	1 .036	1	18	

Team	W	L	T	Pct.	W	L	T	Pct.
Illinois Col.	1	8	0	.111	4	11	1	.281
Knox.....	1	8	0	.111	1	13	1	.100

MINNESOTA INTERCOLLEGIATE ATHLETIC CONFERENCE

Team	CONFERENCE				FULL SEASON			
	W	L	T	Pct.	W	L	T	Pct.
St. Benedict	9	0	2	.909	15	2	3	.825
St. Thomas (Minn.)	9	1	1	.864	11	5	3	.658
Macalester #	7	2	2	.727	13	5	3	.690
Concordia-Mhead	7	3	1	.682	11	7	1	.605
Carleton	6	4	1	.591	9	7	1	.559
Augsburg	5	4	2	.545	11	5	2	.667
St. Olaf	5	5	1	.500	8	9	1	.472
Gust. Adolphus....	5	5	1	.500	8	9	1	.472
St. Catherine	3	7	1	.318	9	8	1	.528
St. Mary's (Minn.)	2	8	1	.227	3	14	1	.194
Bethel (Minn.)	1	10	0	.091	1	17	0	.056
Hamline	0	10	1	.045	3	14	1	.194

NEW ENGLAND SMALL COLLEGE ATHLETIC CONFERENCE

Team	CONFERENCE				FULL SEASON			
	W	L	T	Pct.	W	L	T	Pct.
Bowdoin	7	2	2	.727	12	3	0	.800
Amherst #	5	2	2	.667	12	4	4	.700
Williams.....	6	3	0	.667	8	4	4	.625
Bates.....	5	2	2	.667	12	3	2	.765
Trinity (Conn.)	5	3	1	.611	9	5	1	.633
Middlebury.....	5	4	0	.556	10	4	1	.700
Tufts	4	5	0	.444	9	5	1	.633
Colby.....	3	5	1	.389	8	5	1	.607
Connecticut Col. .	2	7	0	.222	6	8	0	.429
Wesleyan (Conn.)	0	9	0	.000	2	12	0	.143

NEW ENGLAND WOMEN'S AND MEN'S ATHLETIC CONFERENCE

Team	CONFERENCE				FULL SEASON			
	W	L	T	Pct.	W	L	T	Pct.
Wheaton (Mass.) #	9	0	0	1.000	23	2	0	.920
Smith	7	1	1	.833	13	6	3	.659
Springfield.....	5	3	1	.611	10	9	2	.524
Wellesley.....	4	4	1	.500	8	8	2	.500
WPI	4	4	1	.500	9	8	1	.528
Babson	4	5	0	.444	7	11	2	.400
MIT.....	2	5	2	.333	7	7	3	.500
Coast Guard.....	2	6	1	.278	7	9	1	.441
Mount Holyoke	2	6	1	.278	5	11	1	.324
Clark (Mass.)	2	7	0	.222	7	10	0	.412

NEW JERSEY ATHLETIC CONFERENCE

Team	CONFERENCE				FULL SEASON			
	W	L	T	Pct.	W	L	T	Pct.
Montclair St.	7	1	1	.833	14	5	2	.714
TCNJ	7	2	0	.778	18	5	0	.783
Richard Stockton #	6	2	1	.722	15	4	2	.762
Rutgers-Camden...	5	2	2	.667	13	4	3	.725
Rowan	5	3	1	.611	14	5	1	.725
Kean.....	4	4	1	.500	7	10	3	.425
Wm. Paterson....	4	4	1	.500	9	8	1	.528
Rutgers-Newark ...	2	7	0	.222	8	10	0	.444
Ramapo	1	7	1	.167	7	10	2	.421
New Jersey City..	0	9	0	.000	1	13	1	.100

NORTH COAST ATHLETIC CONFERENCE

Team	CONFERENCE				FULL SEASON			
	W	L	T	Pct.	W	L	T	Pct.
Allegheny.....	8	0	0	1.000	15	2	2	.842
Ohio Wesleyan ..	7	1	0	.875	17	2	0	.895
Denison #	6	2	0	.750	12	6	1	.658
Wooster.....	5	3	0	.625	13	5	3	.690
Kenyon.....	4	4	0	.500	7	10	1	.417
Wittenberg.....	3	5	0	.375	8	10	1	.447
Oberlin.....	2	6	0	.250	5	12	1	.306
Earlham	1	7	0	.125	6	11	1	.361
Hiram	0	8	0	.000	3	16	0	.158

NORTHERN ILLINOIS/IOWA CONFERENCE

Team	CONFERENCE				FULL SEASON			
	W	L	T	Pct.	W	L	T	Pct.
Aurora #	4	0	1	.900	14	7	1	.659
Benedictine (Ill.) ...	3	0	2	.800	12	7	2	.619
Concordia (Ill.)....	3	2	0	.600	10	9	1	.525
Clarke	2	2	1	.500	9	11	2	.455
Dominican (Ill.)....	1	4	0	.200	8	11	0	.421
Rockford.....	0	5	0	.000	0	14	0	.000

NORTHWEST CONFERENCE

Team	CONFERENCE				FULL SEASON			
	W	L	T	Pct.	W	L	T	Pct.
Puget Sound.....	12	1	1	.893	18	2	1	.881
Willamette.....	11	1	2	.857	16	1	2	.895
Whitworth	9	5	0	.643	14	5	0	.737
Pacific (Ore.)....	6	7	1	.464	11	8	1	.575
Whitman.....	6	8	0	.429	10	9	0	.526
Pacific Lutheran...	5	9	0	.357	9	11	0	.450
Linfield	4	10	0	.286	9	10	0	.474
George Fox.....	1	13	0	.071	3	15	1	.184

OHIO ATHLETIC CONFERENCE

Team	CONFERENCE				FULL SEASON			
	W	L	T	Pct.	W	L	T	Pct.
Wilmington (Ohio) #	9	0	0	1.000	19	4	1	.813
Otterbein.....	8	1	0	.889	15	2	2	.842
Marietta	5	3	1	.611	12	7	1	.625
Mount Union	5	3	1	.611	8	9	2	.474
Capital.....	3	4	2	.444	9	6	4	.579
Baldwin-Wallace .	3	5	1	.389	7	10	2	.421
Muskingum.....	3	6	0	.333	4	14	1	.237
John Carroll.....	2	4	3	.389	7	8	4	.474
Ohio Northern.....	3	6	0	.333	7	12	0	.368
Heidelberg	0	9	0	.000	1	17	0	.056

OLD DOMINION ATHLETIC CONFERENCE

Team	CONFERENCE				FULL SEASON			
	W	L	T	Pct.	W	L	T	Pct.
Va. Wesleyan	11	0	0	1.000	20	2	3	.860
Wash. & Lee #	9	1	1	.864	15	2	3	.825
Lynchburg.....	9	2	0	.818	14	6	2	.682
East. Mennonite ..	7	4	0	.636	10	7	1	.583
Guilford.....	7	4	0	.636	11	9	0	.550
Randolph-Macon..	5	5	1	.500	9	8	1	.528
Roanoke.....	4	4	3	.500	7	9	4	.450
Rand.-Macon								
Woman's.....	4	7	0	.364	8	9	0	.471
Bridgewater (Va.)	3	7	1	.318	6	10	1	.382
Emory & Henry	3	8	0	.273	8	12	0	.400
Sweet Briar.....	1	10	0	.091	3	13	1	.206
Hollins.....	0	11	0	.000	1	16	0	.059

PENNSYLVANIA ATHLETIC CONFERENCE

Team	CONFERENCE				FULL SEASON			
	W	L	T	Pct.	W	L	T	Pct.
Eastern.....	9	0	1	.950	14	4	2	.750
Gwynedd-Mercy..	7	0	3	.850	13	4	5	.705
Misericordia	7	1	2	.800	11	6	2	.632
Cabrini #	5	2	3	.650	12	7	4	.609
Arcadia.....	5	3	2	.600	8	9	2	.474
Wesley	4	3	3	.550	10	5	4	.632
Alvernia.....	4	5	1	.450	8	10	2	.450
Neumann.....	3	7	0	.300	7	12	1	.375
Marywood.....	2	8	0	.200	5	13	0	.278
Cedar Crest.....	1	8	1	.150	5	10	2	.353
Immaculata.....	0	10	0	.000	3	15	1	.184

PRESIDENTS' ATHLETIC CONFERENCE

Team	CONFERENCE				FULL SEASON			
	W	L	T	Pct.	W	L	T	Pct.
Grove City.....	10	0	0	1.000	16	5	1	.750
Westminster (Pa.) #	8	2	0	.800	16	7	0	.696
Wash. & Jeff.	6	4	0	.600	11	9	1	.548
Thiel.....	3	7	0	.300	7	14	0	.333
Bethany (W.V.)....	2	7	1	.250	3	15	1	.184
Waynesburg	0	9	1	.050	4	14	2	.250

SKYLINE CONFERENCE

Team	CONFERENCE				FULL SEASON			
	W	L	T	Pct.	W	L	T	Pct.
Stevens Institute #.	5	0	0	1.000	14	7	1	.659
Centenary (N.J.)...	5	1	0	.833	12	7	0	.632
Manhattanville....	3	2	1	.583	7	12	1	.375
St. Joseph's (L.I.)...	3	3	0	.500	11	8	0	.579
Farmingdale St....	2	3	1	.417	5	9	1	.367
Mt. St. Mary (N.Y.)	1	5	0	.167	1	12	0	.077
Mt. St. Vincent....	0	5	0	.000	0	10	0	.000

ST. LOUIS INTERCOLLEGIATE ATHLETIC CONFERENCE

Team	CONFERENCE				FULL SEASON			
	W	L	T	Pct.	W	L	T	Pct.
Webster.....	13	0	0	1.000	15	4	2	.762
Principia.....	12	2	0	.857	15	5	0	.750
Fontbonne.....	10	3	0	.769	12	6	0	.667
Maryville (Mo.)....	6	8	0	.429	7	13	0	.350
Blackburn.....	5	7	2	.429	8	9	2	.474
Greenville.....	4	9	1	.321	6	11	2	.368
Westminster (Mo.)	3	10	1	.250	6	11	1	.361
MacMurray.....	0	14	0	.000	0			

UPSTATE COLLEGIATE ATHLETIC ASSOCIATION

Team	CONFERENCE				FULL SEASON			
	W	L	T	Pct.	W	L	T	Pct.
Union (N.Y.) #.....	6	1	0	.857	19	1	11	.000
William Smith.....	6	1	0	.857	12	5	2	.684
Hamilton.....	4	2	1	.643	9	3	3	.700
St. Lawrence.....	4	2	1	.643	10	5	2	.647
Rensselaer.....	4	3	0	.571	8	6	0	.571
Clarkson.....	1	6	0	.143	4	11	2	.294
Skidmore.....	1	6	0	.143	5	7	1	.423
Vassar.....	1	6	0	.143	3	13	0	.188

UNIVERSITY ATHLETIC ASSOCIATION

Team	CONFERENCE				FULL SEASON			
	W	L	T	Pct.	W	L	T	Pct.
Washington-St. Louis	5	1	1	.786	14	3	3	.775
Brandeis.....	4	1	2	.714	15	3	2	.800
Chicago.....	4	1	2	.714	15	1	4	.850
Emory.....	4	3	0	.571	14	5	0	.737
Carnegie Mellon..	3	2	2	.571	12	2	4	.778
Rochester.....	3	4	0	.429	10	7	2	.579
Case Western.....	1	5	1	.214	9	7	2	.556
New York U.....	0	7	0	.000	6	11	1	.361

WISCONSIN INTERCOLLEGIATE ATHLETIC CONFERENCE

Team	CONFERENCE				FULL SEASON			
	W	L	T	Pct.	W	L	T	Pct.
Wis.-River Falls....	6	2	0	.750	17	4	0	.810
Wis.-Stevens Pt. #	5	1	2	.750	15	4	3	.750
Wis.-Oshkosh.....	5	2	1	.688	14	5	2	.714
Wis.-La Crosse.....	5	2	1	.688	9	6	1	.594
Wis.-Whitewater..	4	2	2	.625	11	3	2	.750
Wis.-Stout.....	4	4	0	.500	12	7	0	.632
Wis.-Eau Claire....	3	5	0	.375	8	11	1	.425
Wis.-Platteville....	1	7	0	.125	2	16	0	.111
Wis.-Superior.....	0	8	0	.000	5	12	2	.316

INDEPENDENTS

Team	FULL SEASON			
	W	L	T	Pct.
Thomas More.....	15	2	2	.842
Me.-Farmington.....	17	4	1	.795
Chapman.....	15	5	0	.750
Castleton St.....	15	5	1	.738
Neb. Wesleyan.....	13	6	0	.684
Martin Luther.....	13	6	1	.675
Keuka.....	10	5	1	.656
Dallas.....	11	6	1	.639
St. Scholastica.....	14	8	1	.630
Lasell.....	12	7	1	.625
Meredith.....	10	6	1	.618
Piedmont.....	10	7	2	.579
Russell Sage.....	10	7	2	.579
Hilbert.....	12	9	0	.571
Maryville (Tenn.).....	10	8	1	.553
Maine Maritime.....	8	7	1	.531
Mount Ida.....	9	9	1	.500
Johnson St.....	8	9	1	.472
Agnes Scott.....	8	10	1	.447
Bard.....	6	8	0	.429
UC Santa Cruz.....	6	9	2	.412
Becker.....	6	9	1	.406
Cazenovia.....	6	10	1	.382
Cal St. Hayward.....	6	11	3	.375
Elms.....	6	10	0	.375
Menlo.....	5	9	2	.375
St. Joseph's (Me.).....	5	12	2	.316
Medaille.....	4	11	2	.294
St. Elizabeth.....	4	11	0	.267
Phila. Biblical.....	5	15	0	.250
CCNY.....	2	10	0	.167
Villa Julie.....	2	15	1	.139
Wesleyan (Ga.).....	2	15	1	.139
Wheelock.....	2	16	0	.111
Upper Iowa.....	0	16	1	.029
D'Youville.....	0	15	0	.000

#Won conference tournament or playoff.

Women's Award Winners

Division I First-Team All-America (1980-2003)	264
Division I First-Team All-Americans by School	265
Division II First-Team All-America (1988-2003)	267
Division II First-Team All-Americans by School	267
Division III First-Team All-America (1986-2003)	268
Division III First-Team All Americans by School....	269
National Award Winners	270



All-America Teams

NOTE: From 1980-85, the National Soccer Coaches Association of America (NSCAA) selected one all-America team that combined all three divisions. Starting in 1986, Division III selected its own team, but Divisions I and II continued to select one team. Starting in 1988, all three divisions selected their own teams. Soccer America started selecting a team in 1988, which included all divisions. Beginning in 1990, the team was selected from only Division I schools.

Division I First-Team All-America

(1980-2003)

1980

NSCAA

G—Lori Katz, Lewis & Clark
D—Adele Fairman, Texas A&M
D—Terry Febrey, Cortland St.
D—Deb McKinney, Cincinnati
D—Madeline Mangini, Massachusetts
M—Nancy Clary, North Carolina
M—DiAnn Kimbrel, Northern Colo.
M—Nena Odum, Princeton
F—Heather Brendel, Cortland St.
F—Jolly Colchetti, UCLA
F—Francis Fusco, Brown

1981

NSCAA

G—Mary Lou Breen, Connecticut
D—Terry Febrey, Cortland St.
D—Dori Kovanen, North Carolina
D—Meg Metz, Oregon
M—Felise Duffy, Connecticut
M—Joan Gettemeyer, Mo.-St. Louis
M—Nina Holmstrom, Massachusetts
M—Carol Smith, Texas A&M
F—Pam Boughman, UCF
F—Wendy Greenberg, North Carolina
F—Stephanie Zeh, North Carolina

1982

NSCAA

G—Joan Shockow, Cortland St.
D—Tracy Brooks, Boston College
D—Jackie Gaw, Massachusetts
D—Patty Kelley, Mo.-St. Louis
D—Helen Negrey, Radford
D—Lori Palmer, Cortland St.
F—Joan Gettemeyer, Mo.-St. Louis
F—Amy Machin, North Carolina
F—Megan MacKenzie, Rochester
F—Michelle Sedita, UCF
F—Stephanie Zeh, North Carolina

1983

NSCAA

G—Joan Shockow, Cortland St.
D—Suzy Cobb, North Carolina
D—Heidi Comeau, Vermont
D—Joan Gettemeyer, Mo.-St. Louis
D—Karen Gollwitzer, Cortland St.
D—Lori Stukes, Massachusetts
F—Pam Boughman, George Mason
F—Bettina Bernardi, Texas A&M
F—Maira Buckley, Connecticut
F—Stacey Flionis, Massachusetts
F—Lisa Gmitter, George Mason

1984

NSCAA

G—Monica Hall, UC Santa Barb.
D—Suzy Cobb, North Carolina
D—Leslie Gallimore, California
D—Liza Grant, Colorado Col.

D—Lori Stukes, Massachusetts
D—Harriet Tatro, Vermont
F—Michelle Akers, UCF
F—Lori Bessmer, Cortland St.
F—April Heinrichs, North Carolina
F—Donna MacDougall, Connecticut
F—Catherine Shankweiler, Connecticut

1985

NSCAA

G—Janine Szpara, Colorado Col.
D—Debbie Belkin, Massachusetts
D—Sharon Hoag, Colorado Col.
D—Cathy Klein, Cortland St.
D—Megan McCarthy, William & Mary
D—Colleen O'Day, Brown
F—Pam Boughman, George Mason
F—Lori Bessmer, Cortland St.
F—Kristin Bowsher, Massachusetts
F—Lisa Gmitter, George Mason
F—April Heinrichs, North Carolina

1986

NSCAA

G—Janine Szpara, Colorado Col.
D—Debbie Belkin, Massachusetts
D—Marcia McDermott, North Carolina
D—Megan McCarthy, William & Mary
D—Maria Montuori, Boston College
D—Denise Regas, Cal St. Hayward
F—Julie Angevine, Wisconsin
F—Laurie Collier, Cornell
F—Lisa Gmitter, George Mason
F—April Heinrichs, North Carolina
F—Jenni Symons, Santa Clara

1987

NSCAA

G—Janine Szpara, Colorado Col.
D—Debbie Belkin, Massachusetts
D—Kristen Bowsher, Massachusetts
D—Lori Henry, North Carolina
D—Megan McCarthy, William & Mary
D—Carla Werden, North Carolina
F—Joy Biefeld, California
F—Julie Cunningham, William & Mary
F—Kim Prutting, Connecticut
F—Jenni Symons, Santa Clara
F—Kerri Tashiro, Colorado Col.

1988

NSCAA

G—Janine Szpara, Colorado Col.
D—Linda Hamilton, North Carolina St.
D—Karen Nance, UC Santa Barb.
D—Kim Prutting, Connecticut
D—Shelley Separovich, Colorado Col.
D—Carla Werden, North Carolina
F—Michelle Akers, UCF
F—Joy Biefeld, California
F—Shannon Higgins, North Carolina
F—April Kater, Massachusetts
F—Jennifer Smith, Cornell

SOCCER AMERICA

D—Lisa Bray, William Smith
D—Linda Hamilton, North Carolina St.
D—Lori Henry, North Carolina
M—Joy Biefeld, California
M—Sonya Brandt, Pacific Lutheran
M—Sue Gjerset, Wisconsin
M—Shannon Higgins, North Carolina
M—April Kater, Massachusetts
M—Denise Regas, Cal St. Hayward
F—Michelle Akers, UCF
F—Annie Perez, Barry

1989

NSCAA

M—Joy Biefeld, California
M—Diane Hedin, George Mason
M—Shannon Higgins, North Carolina
M—April Kater, Massachusetts
M—Robin Lotze, William & Mary
M—Mary Claire Robinson, Colorado Col.
F—Laura Anton, George Mason

F—Charmaine Hooper, North Carolina St.
F—Kristine Lilly, North Carolina
F—Kerri Tashiro, Colorado Col.
F—Gina Vasallo, Boston College

SOCCER AMERICA

G—Karen Richter, UCF
D—Tamie Batista, Santa Clara
D—Kyllene Carter, Barry
D—Kim Prutting, Connecticut
M—Joy Biefeld, California
M—Shannon Higgins, North Carolina
M—April Kater, Massachusetts
M—Robin Lotze, William & Mary
M—Carla Werden, North Carolina
F—Charmaine Hooper, North Carolina St.
F—Kerri Tashiro, Colorado Col.

1990

NSCAA

G—Heather Taggart, Wisconsin
D—Julie Foudy, Stanford
D—Sandra Gaskill, William & Mary
D—Beth Grecco, Connecticut
F—Suzanne Baily, Brown
F—Brandi Chastain, Santa Clara
F—Lisa Cole, Southern Methodist
F—Mia Hamm, North Carolina
F—Charmaine Hooper, North Carolina St.
F—April Kater, Massachusetts
F—Kristine Lilly, North Carolina
F—Robin Lotze, William & Mary

SOCCER AMERICA

G—Saskia Webber, Rutgers
D—Julie Foudy, Stanford
D—Beth Grecco, Connecticut
M—Amanda Cromwell, Virginia
M—Linda Dorn, UC Santa Barb.
M—Jill Rutten, North Carolina St.
F—Brandi Chastain, Santa Clara
F—Lisa Cole, Southern Methodist
F—Mia Hamm, North Carolina
F—Kristine Lilly, North Carolina
F—April Kater, Massachusetts

1991

NSCAA

G—Heather Taggart, Wisconsin
D—Holly Hellmuth, Massachusetts
M—Cathleen Cambria, Connecticut
M—Amanda Cromwell, Virginia
M—Karen Ferguson, Connecticut
M—Julie Foudy, Stanford
M—Tisha Venturini, North Carolina
F—Kim LeMere, Hartford
F—Kristine Lilly, North Carolina
F—Kari Maijala, Wisconsin
F—Tiffeny Milbrett, Portland
F—Andrea Rubio, Virginia

SOCCER AMERICA

G—Heather Taggart, Wisconsin
D—Holly Hellmuth, Massachusetts
D—Robyn Neigel, Colorado Col.
M—Amanda Cromwell, Virginia
M—Julie Foudy, Stanford
M—Charry Korgel, Colorado Col.
M—Louellen Poore, North Carolina
M—Tisha Venturini, North Carolina
F—Kim LeMere, Hartford
F—Kristine Lilly, North Carolina
F—Tiffeny Milbrett, Portland

1992

NSCAA

G—Saskia Webber, Rutgers
D—Holly Hellmuth, Massachusetts
M—Karen Ferguson, Connecticut
M—Julie Foudy, Stanford
M—Tisha Venturini, North Carolina
F—Mia Hamm, North Carolina
F—Kim LeMere, Hartford
F—Kristine Lilly, North Carolina
F—Tiffeny Milbrett, Portland
F—Sarah Rafanelli, Stanford
F—Andrea Rubio, Virginia
F—Rebecca Wakefield, William & Mary

SOCCER AMERICA

G—Saskia Webber, Rutgers
D—Holly Hellmuth, Massachusetts
D—Jennifer Lewis, Duke
M—Karen Ferguson, Connecticut
M—Julie Foudy, Stanford
M—Tisha Venturini, North Carolina
M—Sue Wall, Santa Clara
F—Mia Hamm, North Carolina
F—Kim LeMere, Hartford
F—Kristine Lilly, North Carolina
F—Tiffeny Milbrett, Portland

1993

NSCAA

G—Skye Eddy, George Mason
D—Karen Ferguson, Connecticut
D—Jessica Fischer, Stanford
D—Paula Wilkins, Massachusetts
M—Cindy Daws, Notre Dame
M—Jennifer Lalor, Santa Clara
M—Tisha Venturini, North Carolina
M—Kelly Walbert, Duke
F—Mia Hamm, North Carolina
F—Kara Lee, Southern Methodist
F—Shannon MacMillan, Portland
F—Sarah Rafanelli, Stanford

SOCCER AMERICA

G—Skye Eddy, George Mason
D—Paula Wilkins, Massachusetts
M—Cindy Daws, Notre Dame
M—Karen Ferguson, Connecticut
M—Jennifer Lalor, Santa Clara
M—Tisha Venturini, North Carolina
F—Mia Hamm, North Carolina
F—Kara Lee, Southern Methodist
F—Shannon MacMillan, Portland
F—Sarah Rafanelli, Stanford
F—Kelly Walbert, Duke

1994

NSCAA

G—Jennifer Renola, Notre Dame
D—Jessica Fischer, Stanford
D—Heidi Kocher, Massachusetts
D—Thori Staples, North Carolina St.
M—Cindy Daws, Notre Dame
M—Jennifer Lalor, Santa Clara
M—Jessica Reifer, Hartford
M—Tisha Venturini, North Carolina
F—Shannon MacMillan, Portland
F—Tiffeny Milbrett, Portland
F—Natalie Neaton, William & Mary
F—Kelly Walbert, Duke

SOCCER AMERICA

G—Jen Mead, George Mason
D—Jessica Fischer, Stanford
M—Cindy Daws, Notre Dame
M—Danielle Egan, North Carolina
M—Angela Kelly, North Carolina
M—Jen Lalor, Santa Clara
M—Tisha Venturini, North Carolina
F—Shannon MacMillan, Portland
F—Tiffeny Milbrett, Portland
F—Natalie Neaton, William & Mary
F—Kelly Walbert, Duke

1995

NSCAA

G—Maja Hansen, New Hampshire
D—Jessica Fischer, Stanford
D—Erin Lynch, Massachusetts
D—Sara Whalen, Connecticut
D—Staci Wilson, North Carolina
M—Holly Manthei, Notre Dame
M—Jessica Reifer, Hartford
M—Emily Stauffer, Harvard
F—Danielle Garrett, Southern Methodist
F—Debbie Keller, North Carolina
F—Shannon MacMillan, Portland
F—Cindy Parlow, North Carolina

SOCCER AMERICA

G—Tracy Noonan, North Carolina
D—Jessica Fischer, Stanford
D—Erin Lynch, Massachusetts

D—Kate Sobrero, Notre Dame
 D—Thori Staples, North Carolina St.
 D—Staci Wilson, North Carolina
 M—Holly Manthei, Notre Dame
 F—Danielle Garrett, Southern Methodist
 F—Shannon MacMillan, Portland
 F—Cindy Parlow, North Carolina
 F—Kelly Walbert, Duke

1996 NSCAA

G—Jennifer Renola, Notre Dame
 D—Erin Taylor, Maryland
 D—Sara Whalen, Connecticut
 D—Staci Wilson, North Carolina
 M—Justi Baumgardt, Portland
 M—Cindy Daws, Notre Dame
 M—Jennifer Lalor, Santa Clara
 M—Emily Stauffer, Harvard
 M—Kari Uppinghouse, Nebraska
 F—Bryn Blalack, Texas A&M
 F—Kerry Connors, Connecticut
 F—Cindy Parlow, North Carolina

SOCCER AMERICA

G—Jennifer Renola, Notre Dame
 D—Nel Fettig, North Carolina
 D—Sara Whalen, Connecticut
 M—Justi Baumgardt, Portland
 M—Cindy Daws, Notre Dame
 M—Jen Lalor, Santa Clara
 M—Tiffany Roberts, North Carolina
 M—Kari Uppinghouse, Nebraska
 F—Danielle Fotopoulos, Florida
 F—Debbie Keller, North Carolina
 F—Cindy Parlow, North Carolina

1997 NSCAA

G—LaKeysia Beene, Notre Dame
 D—Jennifer Grubb, Notre Dame
 D—Kate Sobrero, Notre Dame
 D—Stephanie Yarem, Georgia
 M—Erin Baxter, Florida
 M—Ann Cook, William & Mary
 M—Erica Iverson, Massachusetts
 M—Jennifer McElmury, Minnesota
 M—Laurie Schwoy, North Carolina
 F—Traci Arkenberg, UCLA
 F—Cindy Parlow, North Carolina
 F—Sara Whalen, Connecticut

SOCCER AMERICA

G—LaKeysia Beene, Notre Dame
 D—Kate Sobrero, Notre Dame
 D—Staci Wilson, North Carolina
 M—Justi Baumgardt, Portland
 M—Ann Cook, William & Mary
 M—Anne Makinen, Notre Dame
 F—Traci Arkenberg, UCLA
 F—Mandy Clemens, Santa Clara
 F—Robin Confer, North Carolina
 F—Cindy Parlow, North Carolina
 F—Sara Whalen, Connecticut

1998 NSCAA

G—Kristin Luckenbill, Dartmouth
 D—Suzanne Eastman, Dartmouth
 D—Lorrie Fair, North Carolina
 D—Michelle French, Portland
 M—Kelly Convey, Penn St.
 M—Asta Helgadottir, Vanderbilt
 M—Nikki Serlenga, Santa Clara
 F—Mandy Clemens, Santa Clara
 F—Danielle Fotopoulos, Florida
 F—Mary Frances Monroe, Connecticut
 F—Cindy Parlow, North Carolina

SOCCER AMERICA

G—Kristin Luckenbill, Dartmouth
 D—Lorrie Fair, North Carolina
 D—Michelle French, Portland
 M—Erin Baxter, Florida
 M—Anne Makinen, Notre Dame
 M—Tiffany Roberts, North Carolina
 M—Nikki Serlenga, Santa Clara

F—Mandy Clemens, Santa Clara
 F—Kim Engesser, Nebraska
 F—Danielle Fotopoulos, Florida
 F—Cindy Parlow, North Carolina

1999 NSCAA

G—Emily Oleksiuk, Penn St.
 D—Danielle Slaton, Santa Clara
 D—Heather Mitts, Florida
 D—Sharolta Nonen, Nebraska
 M—Kaye Brownlee, Furman
 M—Nikki Serlenga, Santa Clara
 M—Lorrie Fair, North Carolina
 F—Christie Welsh, Penn St.
 F—Abby Wambach, Florida
 F—Mandy Clemens, Santa Clara
 F—Maren Hendershot, Brigham Young

SOCCER AMERICA

G—LaKeysia Beene, Notre Dame
 D—Lorrie Fair, North Carolina
 D—Heather Mitts, Florida
 D—Sharolta Nonen, Nebraska
 D—Danielle Slaton, Santa Clara
 M—Ronnie Fair, Stanford
 M—Anne Makinen, Notre Dame
 M—Nikki Serlenga, Santa Clara
 F—Mandy Clemens, Santa Clara
 F—Kelly Smith, Seton Hall
 F—Christie Welsh, Penn St.

2000 NSCAA

G—Emily Oleksiuk, Penn St.
 D—Jenny Benson, Nebraska
 D—Rhegan Hyypio, Marquette
 D—Jaclyn Ravenia, Richmond
 D—Danielle Slaton, Santa Clara
 M—Meghan Anderson, Nebraska
 M—Aleisha Cramer, Brigham Young
 M—Katherine Linder, Hartford
 M—Anne Makinen, Notre Dame
 F—Andrea Cunningham, Miami (Ohio)
 F—Laura Schott, California
 F—Christie Welsh, Penn St.

SOCCER AMERICA

G—Hope Solo, Washington
 D—Heather Aldama, Santa Clara
 D—Jenny Benson, Nebraska
 D—Danielle Borgman, North Carolina
 D—Lauren Orlando, Portland
 M—Anne Makinen, Notre Dame
 M—Mary-Frances Monroe, Connecticut
 F—Meredith Florance, North Carolina
 F—Stephanie Rigamat, UCLA
 F—Laura Schott, California
 F—Christie Welsh, Penn St.

2001 NSCAA

G—Emily Oleksiuk, Penn St.
 D—Danielle Borgman, North Carolina
 D—Danielle Slaton, Santa Clara
 D—Casey Zimny, Connecticut
 M—Joanna Lohman, Penn St.
 M—Mary-Frances Monroe, UCLA
 M—Aly Wagner, Santa Clara
 F—Katie Barnes, West Virginia
 F—Christine Sinclair, Portland
 F—Abby Wambach, Florida
 F—Christie Welsh, Penn St.

SOCCER AMERICA

G—Ruth Montgomery, St. Mary's (Cal.)
 D—Danielle Slaton, Santa Clara
 D—Amy Sauer, Stanford
 D—Catherine Reddick, North Carolina
 M—Aleisha Cramer, Brigham Young
 M—Aly Wagner, Santa Clara
 M—Jena Kluegel, North Carolina
 M—Lori Lindsey, Virginia
 F—Abby Wambach, Florida
 F—Christine Sinclair, Portland
 F—Christie Welsh, Penn St.

2002 NSCAA

G—Nicole Barnhardt, Stanford
 D—Lauren Orlando, Portland
 D—Catherine Reddick, North Carolina
 D—Nandi Pryce, UCLA
 M—Callie Withers, Stanford
 M—Joanna Lohman, Penn St.
 M—Sarah Popper, Connecticut
 M—Aly Wagner, Santa Clara
 F—Chrissie Abbot, West Virginia
 F—Marcia Wallis, Stanford
 F—Courtney Crandell, Charlotte
 F—Christine Sinclair, Portland

SOCCER AMERICA

G—Nicole Barnhardt, Stanford
 D—Catherine Reddick, North Carolina
 D—Lauren Orlando, Portland
 D—Alisan Pabon, Stanford
 D—Nandi Pryce, UCLA
 M—Aly Wagner, Santa Clara
 M—Callie Withers, Stanford
 M—Joanna Lohman, Penn St.
 M—Devvyn Hawkins, Santa Clara
 F—Chrissie Abbot, West Virginia
 F—Christine Sinclair, Portland

2003 NSCAA

G—Leisha Alcía, Illinois
 D—Keeley Dowling, Tennessee
 D—Nandi Pryce, UCLA
 D—Catherine Reddick, North Carolina
 D—Becky Sauerbrunn, Virginia
 M—Joanna Lohman, Penn St.
 M—Sarah Rahko, Boston College
 M—Lisa Stoa, West Virginia
 F—Iris Mora, UCLA
 F—Lindsay Tarpley, North Carolina
 F—Amy Warner, Notre Dame
 F—Tiffany Weimer, Penn St.

SOCCER AMERICA

G—Kati Jo Spisak, Texas A&M
 D—Catherine Reddick, North Carolina
 D—Nandi Pryce, UCLA
 M—Lori Chalupny, North Carolina
 M—Lindsey Huie, Portland
 M—Joanna Lohman, Penn St.
 M—Leslie Osborne, Santa Clara
 M—Aleisha Rose, Brigham Young
 F—Kristen Graczyk, Connecticut
 F—Heather O'Reilly, North Carolina
 F—Lindsay Tarpley, North Carolina

Division I First- Team All-American by School

BARRY (2)

88—Annie Perez
 89—Kyllene Carter

BOSTON COLLEGE (4)

82—Tracy Brooks
 86—Maria Montuori
 89—Gina Vasallo
 03—Sarah Rahko

BRIGHAM YOUNG (4)

99—Maren Hendershot
 00—Aleisha Cramer
 01—Aleisha Cramer
 03—Aleisha Rose

BROWN (3)

80—Frances Fusco
 85—Colleen O'Day
 90—Suzanne Baily

CALIFORNIA (5)

84—Leslie Gallimore
 87—Joy Biefeld
 88—Joy Biefeld
 89—Joy Biefeld
 00—Laura Schott

CAL ST. HAYWARD (2)

86—Denise Regas
 88—Denise Regas

UC SANTA BARR (3)

84—Monica Hall
 88—Karen Nance
 90—Linda Dorn

UCF (5)

81—Pam Boughman
 82—Michelle Sedita
 84—Michelle Akers
 88—Michelle Akers
 89—Karen Richter

CHARLOTTE (1)

02—Courtney Crandell

CINCINNATI (1)

80—Deb McKinney

COLORADO COL. (12)

84—Liza Grant
 85—Sharon Hoag
 Janine Szpara
 86—Janine Szpara
 87—Janine Szpara
 Kerri Tashiro
 88—Shelley Separovich
 Janine Szpara
 89—Mary Claire Robinson
 Kerri Tashiro
 91—Chary Korgel
 Robyn Neigel

CONNECTICUT (22)

81—Mary Lou Breen
 Felise Duffy
 83—Moiria Buckley
 84—Donna MacDougall
 Catherine Shankweiler
 87—Kim Prutting
 88—Kim Prutting
 89—Kim Prutting
 90—Beth Grecco
 91—Cathleen Cambria
 Karen Ferguson
 92—Karen Ferguson
 93—Kim Prutting
 95—Sara Whalen
 96—Kerry Connors
 Sara Whalen
 97—Sara Whalen
 98—Mary-Frances Monroe
 00—Mary-Frances Monroe
 01—Casey Zimny
 02—Sarah Popper
 03—Kristen Graczyk

CORNELL (2)

85—Laurie Collier
 88—Jennifer Smith

CORTLAND ST. (10)

80—Heather Brendel
 Terry Febrey
 81—Terry Febrey
 82—Lori Palmer
 Joan Schockow
 83—Karen Gollwitzer
 Joan Schockow
 84—Lori Bessmer
 85—Lori Bessmer
 Cathy Klein

DARTMOUTH (2)

98—Suzanne Eastman
 Kristin Luckenbill

DUKE (4)

92—Jennifer Lewis
 93—Kelly Walbert
 94—Kelly Walbert
 95—Kelly Walbert

FLORIDA (7)

96—Danielle Fotopoulos
 97—Erin Baxter
 98—Erin Baxter
 Danielle Fotopoulos

99—Heather Mitts
Abby Wambach
01—Abby Wambach

FURMAN (1)

99—Kaye Brownlee

GEORGE MASON (9)

83—Pam Baughman
Lisa Gmitter
85—Pam Baughman
Lisa Gmitter
86—Lisa Gmitter
89—Laura Anton
Diane Hedin
93—Skye Eddy
94—Jen Mead

GEORGIA (1)

97—Stephanie Yarem

HARTFORD (5)

91—Kim LeMere
92—Kim LeMere
94—Jessica Reifer
95—Jessica Reifer
00—Katherine Linder

HARVARD (2)

95—Emily Stauffer
96—Emily Stauffer

ILLINOIS (1)

03—Leisha Alcia

LEWIS & CLARK (1)

80—Lori Katz

MARQUETTE (1)

00—Rhegan Hyypio

MARYLAND (1)

96—Erin Taylor

MASSACHUSETTS (20)

80—Madeline Mangini
81—Nina Holmstron
82—Jackie Gaw
83—Stacey Flonis
Lori Stukes
84—Lori Stukes
85—Debbie Belkin
Kristen Bowsher
86—Debbie Belkin
87—Debbie Belkin
Kristen Bowsher
88—April Kater
89—April Kater
90—April Kater
91—Holly Hellmuth
92—Holly Hellmuth
93—Paula Wilkins
94—Heidi Kocher
95—Erin Lynch
97—Erica Iverson

MIAMI (OHIO) (1)

00—Andrea Cunningham

MINNESOTA (1)

97—Jennifer McElmury

MO.-ST. LOUIS (4)

81—Joan Gettemeyer
82—Joan Gettemeyer
Patty Kelley
83—Joan Gettemeyer

NEBRASKA (5)

96—Kari Uppinghouse
98—Kim Engesser
99—Sharolta Nonen
00—Jenny Benson
Meghan Anderson

NEW HAMPSHIRE (1)

95—Maja Hansen

NORTH CAROLINA (59)

80—Nancy Clary
81—Wendy Greenberg
Dori Kovanen
Stephanie Zeh
82—Amy Machin
Stephanie Zeh
83—Suzy Cobb
84—Suzy Cobb
April Heinrichs
85—April Heinrichs
86—April Heinrichs
Marcia McDermott
87—Lori Henry
Carla Werden
88—Lori Henry
Shannon Higgins
Carla Werden
89—Kristine Lilly
90—Mia Hamm
Shannon Higgins
Kristine Lilly
91—Kristine Lilly
Louellen Poore
Tisha Venturini
92—Mia Hamm
Kristine Lilly
Tisha Venturini
93—Mia Hamm
93—Tisha Venturini
94—Danielle Egan
Angela Kelly
Tisha Venturini
95—Debbie Keller
Tracy Noonan
Cindy Parlow
Staci Wilson
96—Nel Fettig
Debbie Keller
Cindy Parlow

Tiffany Roberts
Staci Wilson

97—Robin Confer
Cindy Parlow
Laurie Schwoy
Staci Wilson

98—Lorrie Fair
Cindy Parlow
Tiffany Roberts

99—Lorrie Fair
00—Danielle Borgman
Meredith Florance
01—Danielle Borgman
Jena Kluegel
Catherine Reddick
02—Catherine Reddick
03—Lori Chalupny
Heather O'Reilly
Catherine Reddick
Lindsay Tarpley

NORTH CAROLINA ST. (6)

88—Linda Hamilton
89—Charmaine Hooper
90—Charmaine Hooper
Jill Rutten
94—Thori Staples
95—Thori Staples

NORTHERN COLO. (1)

80—DiAnn Kimbrel

NOTRE DAME (16)

93—Cindy Daws
94—Cindy Daws
Jennifer Renola
95—Holly Manthei
Kate Sobrero
96—Cindy Daws
Jennifer Renola
97—LaKeysia Beene
Jennifer Grubb
Anne Makinen
Kate Sobrero
98—Anne Makinen
99—LaKeysia Beene
Anne Makinen
00—Anne Makinen
03—Amy Warner

OREGON (1)

81—Meg Metz

PACIFIC LUTHERAN (1)

88—Sonya Brandt

PENN ST. (11)

98—Kelly Convey
99—Emily Oleksiuk
Christie Welsh
00—Emily Oleksiuk
Christie Welsh
01—Emily Oleksiuk
Christie Welsh
Joanna Lohman
02—Joanna Lohman
03—Joanna Lohman
Tiffany Weimer

PORTLAND (14)

91—Tiffany Milbrett
92—Tiffany Milbrett
93—Shannon MacMillan
94—Shannon MacMillan
Tiffany Milbrett
95—Shannon MacMillan
96—Justi Baumgardt
97—Justi Baumgardt
98—Michelle French
00—Lauren Orlandos
01—Christine Sinclair
02—Christine Sinclair
Lauren Orlandos
03—Lindsey Huie

PRINCETON (1)

80—Nena Odim

RADFORD (1)

82—Helen Negrey

RICHMOND (1)

00—Jaclyn Ravenia

ROCHESTER (1)

82—Megan MacKenzie

RUTGERS (2)

90—Saskia Webber
92—Saskia Webber

ST. MARY'S (CAL.) (1)

01—Ruth Montgomery

SANTA CLARA (21)

86—Jenni Symons
87—Jenni Symons
89—Tamie Batista
90—Brandi Chastain
92—Sue Wall
93—Jennifer Lalor
94—Jennifer Lalor
96—Jennifer Lalor
97—Mandy Clemens
98—Mandy Clemens
Nikki Serlenga
99—Mandy Clemens
Nikki Serlenga
Danielle Slaton
00—Danielle Slaton
Heather Aldama
01—Danielle Slaton
Aly Wagner
02—Aly Wagner
Devvyn Hawkins
03—Leslie Osborne

SETON HALL (1)

99—Kelly Smith

SOUTHERN METHODIST (3)

90—Lisa Cole
93—Kara Lee
95—Danielle Garrett

STANFORD (14)

90—Julie Foudy
91—Julie Foudy
92—Julie Foudy
Sarah Rafanelli
93—Jessica Fischer
Sarah Rafanelli
94—Jessica Fischer
95—Jessica Fischer
99—Ronnie Fair
01—Amy Sauer
02—Nicole Barnhardt
Callie Withers
Marcia Wallis
Alisan Pabon

TENNESSEE (1)

03—Keeley Dowling

TEXAS A&M (5)

80—Adele Fairman
81—Carol Smith
83—Bettina Bernardi
96—Bryn Blalack
03—Kati Jo Spisak

UCLA (7)

80—Jolly Colchetti
97—Traci Arkenberg
00—Stephanie Rigamant
01—Mary-Frances Monroe
02—Nandi Pryce
03—Iris Mora
Nandi Pryce

VANDERBILT (1)

98—Asta Helgadottir

VERMONT (2)

83—Heidi Comeau
84—Harriet Tatro

VIRGINIA (6)

90—Amanda Cromwell
91—Amanda Cromwell
Andrea Rubio
92—Andrea Rubio
01—Lori Lindsey
03—Becky Sauerbrunn



Penn State Sports Information

Penn State's Tiffany Weimer shared all-American status with teammate Joanna Lohman.

WASHINGTON (1)

00—Hope Solo

WEST VIRGINIA (3)01—Katie Barnes
02—Chrissie Abbott
03—Lisa Stoia**WILLIAM & MARY (10)**85—Megan McCarthy
86—Megan McCarthy
87—Julie Cunningham
Megan McCarthy
89—Robin Lotze
90—Sandra Gaskill
Robin Lotze
92—Rebecca Wakefield
94—Natalie Neaton
97—Ann Cook**WILLIAM SMITH (1)**

88—Lisa Bray

WISCONSIN (5)86—Julie Angevine
88—Sue Gjerset
90—Heather Taggart
91—Karen Maijala
Heather Taggart**Division II First-
Team All-America****(1988-2003)****1988**G—Sue Plante, Merrimack
D—Dina Dolan, Southampton
D—Torie Fitzpatrick, Southern N.H.
D—Kim Johnson, Cal St. Hayward
D—Carla Miller, Army
D—Denise Regas, Cal St. Hayward
F—Mary Ehlman, Quincy
F—Stephanie Gabbert, Mo.-St. Louis
F—Margaret Morin, St. Anselm
F—Annie Perez, Barry
F—Cindy Romero, Sonoma St.**1989**G—Carlynn Homilla, Barry
G—Sue Plante, Merrimack
D—Kylene Carter, Barry
D—Tracy Foels, UNC Greensboro
D—Kate Ricci, Buffalo
D—Kelly Roche, Adelphi
M—Karen Christian, Adelphi
M—Torie Fitzpatrick, Southern N.H.
M—Denise Lyons, Keene St.
M—Judy Vonheeder, Sonoma St.
M—Kristi White, Cal St. Dom. Hills
F—Jennifer Faccione, Barry**1990**G—Kim Abbott, Sonoma St.
D—Kyllene Carter, Barry
D—Alyson Foley, Keene St.
D—Leandra May, Cal St. Chico
D—Beth Ann O'leary, Merrimack
D—Kate Ricci, Buffalo
F—Stacy Ball, Sonoma St.
F—Karen Beckner, Sonoma St.
F—Dina Gentile, Adelphi
F—Heather Jaeger, Barry
F—Shannon Payne, Cal Poly Pomona
F—Angel Schofield, Springfield**1991**G—Melissa Galletta, Adelphi
D—Michelle Hackett, Quincy
D—Kirsten Oberg, Franklin Pierce
M—Julie Cochran, Sonoma St.
M—Jennifer Faccione, Barry
M—Jennifer Grasso, Cal St. Dom. Hills
M—Noreen Herlihy, Mercyhurst
F—Karen Beckner, Sonoma St.
F—Tami Bradley, Sonoma St.
F—Alyne Rott, Barry
F—Veronica Sansom, MercyhurstF—Angel Schofield, Springfield
F—Jennifer Shannon, Barry
F—Laini Short, Southern N.H.**1992**G—Melissa Galletta, Adelphi
D—Christine Bravy, Southampton
D—Laura Jones, Bloomsburg
M—Jennifer Grasso, Cal St. Dom. Hills
M—Erin Jaeger, Barry
M—Carmen Llorico, Mo.-St. Louis
F—Ewa Bergsten, Franklin Pierce
F—Denise Buttici, Cal St. Chico
F—Nancy Daly, Merrimack
F—Allison Gibson, Sonoma St.
F—Amy Rubin, Cal St. Dom. Hills
F—Angel Schofield, Springfield
F—Jennifer Shannon, Barry**1993**G—Carolyn Wellman, Sonoma St.
D—Allison Ankerson, Catawba
D—Amy Burrill, Barry
D—Mia U-Rycki, Mercyhurst
M—Wendy Cotton, Cal St. Chico
M—Heather Jaeger, Barry
M—Vicky Sidorenko, Adelphi
F—Ewa Bergsten, Franklin Pierce
F—Allison Gibson, Sonoma St.
F—Erin Stewart, Mercyhurst
F—Amy Williamson, Elon**1994**G—Michelle Hughes, St. Anselm
D—Amy Burrill, Barry
D—Petra Lostelius, Franklin Pierce
D—Holly Panichelli, Bloomsburg
M—Carrie Bechtold, Quincy
M—Heather Boisvere, Keene St.
M—Tiffany Hadfield, Sonoma St.
M—Erin Jaeger, Barry
F—Rebecca Creedon, Bloomsburg
F—Rosie Durbin, Metro St.
F—Nathalie Geeris, Franklin Pierce
F—Heather Swabowicz, Southern N.H.**1995**G—Amy Linn, Bloomsburg
D—Nathalie Geeris, Franklin Pierce
D—Deshaunne Running, Denver
D—Ginger Staulcup, Elon
M—Ewa Bergsten, Franklin Pierce
M—Tracy Cross, Mercyhurst
M—Tiffany Hadfield, Sonoma St.
F—Rebecca Hardiman, Presbyterian
F—Tracy Healy, Air Force
F—Pamila Larsson, Franklin Pierce
F—Claire Scanlan, Mercyhurst**1996**G—Denise Hutchinson, St. Joseph's (Ind.)
D—Rebekah Breech, St. Joseph's (Ind.)
D—Kerry Johnson, Barry
D—Deshaunne Running, Denver
M—Julie Bugg, Bloomsburg
M—Elizabeth Ernst, Mo.-St. Louis
M—Laura Martin, Adelphi
F—Janece Friederich, SIU Edwardsville
F—Marie Kolbert, Lynn
F—Tatum Mahoney, Regis (Colo.)
F—Pauliina Miettinen, Franklin Pierce
F—Anne Parnila, Franklin Pierce**1997**G—Brandy Jones, Barry
D—Amy Apodaca, Sonoma St.
D—Jennifer Newkirk, West Va. Wesleyan
D—Courtney Swanson, Presbyterian
M—Paullina Auveri, Franklin Pierce
M—Julie Bugg, Bloomsburg
M—Marie Kolbert, Lynn
M—Laura Martin, Adelphi
F—Pauliina Miettinen, Franklin Pierce
F—Jannie Nicolaisen, Lynn
F—Tiffany Thompson, Mesa St.**1998**G—Tracy Wirth, Bloomsburg
D—Amy Henkaus, Southern Ind.
D—Brenda van Stralen, Franklin Pierce
D—Venetta Wilson, Belmont Abbey
M—Amy Apodaca, Sonoma St.
M—Pauliina Auveri, Franklin Pierce
M—Julie Bugg, Bloomsburg
F—April Lasater, Midwestern St.
F—Pauliina Miettinen, Franklin Pierce
F—Jannie Nicolaisen, Lynn
F—Mary Reid, St. Joseph's (Ind.)**1999**G—Kara Stout, Sonoma St.
D—Venetta Wilson, Belmont Abbey
D—Lisa Jensen, Merrimack
D—Stephanie Petterson, Wheeling Jesuit
M—Georgina Adams, Lock Haven
M—Amy Apodaca, Sonoma St.
M—Brenda Van Stralen, Franklin Pierce
F—Betsy Moore, Northern Ky.
F—Jenny Nilsson, Barry
F—Ruth Van't Land, Cal Poly Pomona
F—Minna Mustonen, Franklin Pierce**2000**G—Meghan Frey, Mercyhurst
D—Cheryl Bates, Mesa St.
D—Julia Cuder, UC San Diego
D—Merry Osikowicz, Barry
M—Geraldine O'Shea, Mercyhurst
M—Naomi Clarke, Lock Haven
M—Tricia Ruark, Northern Ky.
F—Betsy Moore, Northern Ky.
F—Christine Krebs, Bloomsburg
F—Cindy Dostalek, UC San Diego
F—Teresa Uliano, Southern Conn. St.**2001**G—Alison Skoglund, Merrimack
D—Nicole Meyer, Regis (Colo.)
D—Julia Cuder, UC San Diego
D—Annmarie Yutkins, Merrimack
M—Patty Cronin, Merrimack
M—Megan Mendoza, UC San Diego
M—Tricia Ruark, Northern Ky.
F—Betsy Moore, Northern Ky.
F—Missy Gregg, Christian Bros.
F—Margaret Saurin, Christian Bros.
F—Kate Murphy, Regis (Colo.)**2002**G—Lindsay Blöse, Mesa St.
D—Nicole Meyer, Regis (Colo.)
D—Nicole Cheadle, Franklin Pierce
D—Katherine Slattery, Barry
M—Jenelle Brandt, Metro St.
M—Anumari Ylesmaki, Franklin Pierce
M—Stephanie Kirby, Neb.-Omaha
F—Kristen Geyer, Regis (Colo.)
F—Stephanie Kruse, Neb.-Omaha
F—Meghan Welcome, Franklin Pierce
F—Missy Gregg, Christian Bros.**2003**G—Ryan Levine, West Chester
D—Becky Richards, Ashland
D—Shannon Gleason, West Chester
D—Lindsay Sheffield, Merrimack
M—Meghan Welcome, Franklin Pierce
M—Stephanie Kirby, Neb.-Omaha
M—Meghan McGrath, Slippery Rock
F—Sarah Arsenault, Slippery Rock
F—Sarah Murray, Truman
F—Laura Hislop, Franklin Pierce
F—Amy Lechlitter, Metro St.**Division II First-
Team All-American
by School****ADELPHI (8)**89—Karen Christian
Kelly Roche
90—Dina Gentile91—Melissa Galletta
92—Melissa Galletta
93—Vicky Sidorenko
96—Laura Martin
97—Laura Martin**AIR FORCE (1)**

95—Tracy Healy

ARMY (1)

88—Carla Miller

ASHLAND (1)

03—Becky Richards

BARRY (20)88—Annie Perez
89—Kyllene Carter
Jennifer Faccione
Carlynn Homilla
90—Kyllene Carter
Heather Jaeger
91—Jennifer Faccione
Alyne Rott
Jennifer Shannon
92—Erin Jaeger
Jennifer Shannon
93—Amy Burrill
Heather Jaeger
94—Amy Burrill
Erin Jaeger
96—Kerry Johnson
97—Brandy Jones
99—Jenny Nilsson
00—Merry Osikowicz
02—Katherine Slattery**BELMONT ABBEY (2)**98—Venetta Wilson
99—Venetta Wilson**BLOOMSBURG (9)**92—Laura Jones
94—Rebecca Creedon
Holly Panichelli
95—Amy Linn
96—Julie Bugg
97—Julie Bugg
98—Julie Bugg
Tracy Wirth
00—Christine Krebs**BUFFALO (2)**89—Kate Ricci
90—Kate Ricci**UC SAN DIEGO (4)**00—Julia Cuder
Cindy Dostalek
01—Julia Cuder
Megan Mendoza**CAL POLY POMONA (2)**90—Shannon Payne
99—Ruth Van't Land**CAL ST. CHICO (3)**90—Leandra May
92—Denise Buttici
93—Wendy Cotton**CAL ST. DOM. HILLS (4)**89—Kristi White
91—Jennifer Grasso
92—Jennifer Grasso
Amy Rubin**CAL ST. HAYWARD (2)**88—Kim Johnson
Denise Regas**CATAWBA (1)**

93—Allison Ankerson

CHRISTIAN BROS. (3)01—Missy Gregg
Margaret Saurin
02—Missy Gregg**DENVER (2)**95—Deshaunne Running
96—Deshaunne Running**ELON (2)**93—Amy Williamson
95—Ginger Staulcup

FRANKLIN PIERCE (22)

- 91—Kirsten Oberg
 92—Ewa Bergsten
 93—Ewa Bergsten
 94—Nathalie Geeris
 Petra Lostelius
 95—Ewa Bergsten
 Nathalie Geeris
 Pamila Larsson
 96—Pauliina Miettinen
 Anne Parnila
 97—Paullinia Auveri
 Pauliina Miettinen
 98—Paullinia Auveri
 Pauliina Miettinen
 Brenda van Stralen
 99—Minna Mustonen
 Brenda van Stralen
 02—Nicole Cheadle
 Anumari Ylesmaki
 Meghan Welcome
 03—Laura Hislop
 Meghan Welcome

KEENE ST. (3)

- 89—Denise Lyons
 90—Alyson Foley
 94—Heather Boisvere

LOCK HAVEN (2)

- 99—Georgina Adams
 00—Naomi Clarke

LYNN (4)

- 96—Marie Kolbert
 97—Marie Kolbert
 Jannie Nicolaisen
 98—Jannie Nicolaisen

MERCYHURST (8)

- 91—Noreen Herlihy
 Veronica Sansom
 93—Erin Stewart
 Mia U-Rycki
 95—Tracy Cross
 Claire Scanlon
 00—Meghan Fry
 Geraldine O'Shea

MERRIMACK (9)

- 88—Sue Plante
 89—Sue Plante
 90—Beth Ann O'Leary
 92—Nancy Daly
 99—Lisa Jensen
 01—Alison Skoglund
 Annmarie Yutkins
 Patty Cronin
 03—Lindsay Sheffield

MESA ST. (3)

- 97—Tiffany Thompson
 00—Cheryl Bates
 02—Lindsay Blöse

METRO ST. (3)

- 94—Rosie Durbin
 02—Jenelle Brandt
 03—Amy Lechlitter

MIDWESTERN ST. (1)

- 98—April Lasater

MO.-ST. LOUIS (3)

- 88—Stephanie Gabbert
 92—Carmen Ulorica
 96—Elizabeth Ernst

NEB.-OMAHA (3)

- 02—Stephanie Kruse
 Stephanie Kirby
 03—Stephanie Kirby

UNC GREENSBORO (1)

- 89—Tracy Foels

NORTHERN KY. (5)

- 99—Betsy Moore
 00—Betsy Moore
 Tricia Ruark
 01—Betsy Moore
 Tricia Ruark

PRESBYTERIAN (2)

- 95—Rebecca Hardiman
 97—Courtney Swanson

QUINCY (3)

- 88—Mary Ehman
 91—Michelle Hackett
 94—Carrie Bechtold

REGIS (COLO.) (5)

- 96—Tatum Mahoney
 01—Nicole Meyer
 Kate Murphy
 02—Nicole Meyer
 Kristen Geyer

ST. ANSELM (2)

- 88—Margaret Morin
 94—Michelle Hughes

ST. JOSEPH'S (IND.) (3)

- 96—Rebekah Breech
 Denise Hutchinson
 98—Mary Reid

SIU EDWARDSVILLE (1)

- 96—Janece Friederich

SLIPPERY ROCK (2)

- 03—Sarah Arsenault
 Meghan McGrath

SONOMA ST. (17)

- 88—Cindy Romero
 89—Judy Vonheeder
 90—Kim Abbott
 Stacy Ball
 Karen Beckner
 91—Karen Beckner
 Tami Bradley
 Julie Cochran
 92—Allison Gibson
 93—Allison Gibson
 Carolyn Wellman
 94—Tiffany Hadfield
 95—Tiffany Hadfield
 97—Amy Apodaca
 98—Amy Apodaca
 99—Amy Apodaca
 Kara Stout

SOUTHAMPTON (2)

- 88—Dina Dolan
 92—Christine Bravy

SOUTHERN CONN. ST. (1)

- 00—Teresa Uliano

SOUTHERN IND. (1)

- 98—Amy Henkaus

SOUTHERN N.H. (4)

- 88—Torrie Fitzpatrick
 89—Torrie Fitzpatrick
 91—Laini Short
 94—Heather Swabowicz

SPRINGFIELD (3)

- 90—Angel Schofield
 91—Angel Schofield
 92—Angel Schofield

TRUMAN (1)

- 03—Sarah Murray

WEST CHESTER (2)

- 03—Ryan Levine
 Shannon Gleason

WEST VA. WESLEYAN (1)

- 97—Jennifer Newkirk

WHEELING JESUIT (1)

- 99—Stephanie Petterson

Division III First-Team All-America**(1986-2003)****1986**

- G—Tracy Kelly, Curry
 D—Maria Budihias, Rochester
 D—Terry Cilento, Ithaca
 D—Lindsey Howland, Plymouth St.
 D—Cathy Klein, Cortland St.
 D—T'she Looney, Cortland St.
 F—Cecilia Bombardier, Curry
 F—Adriene Clark, UC San Diego
 F—Georganne Morin, Allegheny
 F—Jane Sandvik, St. Thomas (Minn.)
 F—Nellie Springer, Allegheny

1987

- G—Leslie Moore, Cortland St.
 D—Cecilia Bombardier, Curry
 D—Lisa Bray, William Smith
 D—Elizabeth Byrne, Frank. & Marsh.
 D—Jill McCabe, Rochester
 D—Sue Stephan, St. Mary's (Minn.)
 F—Kerry Ambrose, St. Mary's (Minn.)
 F—Nancy Delaney, Bowdoin
 F—Georganne Morin, Allegheny
 F—Lisa Rich, Rochester
 F—Jane Sandvik, St. Thomas (Minn.)

1988

- G—Vida Donohue, William Smith
 D—Lisa Bray, William Smith
 D—Jill Decker, Rochester
 D—Nancy MacCallum, Plymouth St.
 D—Beth Owens, Hartwick
 D—Sue Stephan, St. Mary's (Minn.)
 F—Kristin Dougherty, Plymouth St.
 F—Katy Dulock, UC San Diego
 F—Kim Paterson, Kalamazoo
 F—Jane Sandvik, St. Thomas (Minn.)
 F—Nellie Springer, Allegheny

1989

- G—Diane DeFalco, Mary Washington
 G—Mary St. Germain, Plymouth St.
 D—Janine Englehard, Cortland St.
 D—Susan Garibaldi, Bowdoin
 D—Toni Krumme, UC San Diego
 D—Holly Spiech, Scranton
 M—Susan Otto, St. Mary's (Minn.)
 M—Laure Schingen, St. Thomas (Minn.)
 F—Lisa Caracillo, Rochester
 F—Corrie Curtis, Macalester
 F—Tracy Deyle, Ithaca
 F—Anne Thorpe, Methodist

1990

- G—Shelly Krisfalusi, Kalamazoo
 D—Catherine Byrne, Methodist
 D—Lisa Hines, Plymouth St.
 D—Julie Macko, St. Mary's (Minn.)
 D—Holly Spiech, Scranton
 F—Corie Curtis, Macalester
 F—Janine Englehard, Cortland St.
 F—Ann Haggerty, William Smith
 F—Karen Hertel, Cortland St.
 F—Sarah Russell, Bowdoin
 F—Anne Thorpe, Methodist

1991

- G—Beth Howland, Ithaca
 D—Catherine Byrne, Methodist
 D—Beth Field, Plymouth St.
 M—Debra Biche, Plymouth St.
 M—Ann Haggerty, William Smith
 M—Kristen Kluge, St. Mary's (Minn.)
 M—Colleen Neary, St. Benedict
 M—Stacie Rose, Ohio Wesleyan
 F—Lida Nassif, William Smith
 F—Colleen O'Brien, Bates
 F—Jen Vescio, Allegheny

1992

- G—Jennifer Haddad, Washington-St. Louis
 M—Janine Caruso, Cortland St.
 M—Julie Duerler, N.C. Wesleyan
 M—Colette Gilligan, Methodist
 M—Sharon Glick, Williams
 M—Kristen Kluge, St. Mary's (Minn.)
 M—Angela Mouch, Ohio Wesleyan
 F—Ann Haggerty, William Smith
 F—Kristin Mainella, Plymouth St.
 F—Jenny Scanlon, Macalester
 F—Rebecca Wentz, Denison

1993

- G—Amy Brunner, Bates
 D—Megan Collins, Ithaca
 D—Kerri Pool, Gust. Adolphus
 M—Julie Duerler, N.C. Wesleyan
 M—Allyson Shirtz, William Smith
 M—Julie Tienken, Babson
 M—Megan Whiteside, Denison
 F—Betsy Balling, Geneseo St.
 F—Becky Fetzer, Wheaton (Ill.)
 F—Rebecca Morton, Methodist
 F—Mary-Bridget Pawlik, Plymouth St.

1994

- G—Jill Weber, Carnegie Mellon
 D—Tanya Koning, Ithaca
 D—Katie Kortsch, St. Mary's (Minn.)
 D—Trish Parker, N.C. Wesleyan
 D—Nicole Richardson, William Smith
 M—Kim Faust, TCNJ
 M—Stacey Freda, Plymouth St.
 M—Jen Kohler, Randolph-Macon
 F—Karen Eason, Amherst
 F—Becky Morton, Methodist
 F—Janie Probst, Wis.-Stevens Point
 F—Stacey Williams, Wilmington (Ohio)

1995

- G—Sarah Newlin, Wittenberg
 D—Maria Fesel, Binghamton
 D—Erin Hamm, Randolph-Macon
 D—Elizabeth Iannotti, Bowdoin
 D—Diana Muchowski, UC San Diego
 M—Kim Faust, TCNJ
 M—Jennifer Kohler, Randolph-Macon
 M—Janet Urban, Cortland St.
 F—Nikki Epperson, Macalester
 F—Cynthia Falwell, Bowdoin
 F—Stacey Williams, Wilmington (Ohio)

1996

- G—Lindsay Litchfield, Skidmore
 D—Maria Fesel, Binghamton
 D—Jessica Gonzalez, TCNJ
 D—Kelly James, Wooster
 M—Amy Carter, Emory
 M—Shaunette Richards, Amherst
 M—Aundrea Tilly, Richard Stockton
 F—Staci Donald, William Smith
 F—Brooke Epperson, Macalester
 F—Ele Johnson, UC San Diego
 F—Kate O'Malley, Bates
 F—Stacey Williams, Wilmington (Ohio)

1997

- G—Lindsay Litchfield, Skidmore
 D—Eleanor Hickerson, Amherst
 D—Lara Philby, Cal Lutheran
 D—Felicity Smith, Mary Washington
 M—Lauren Johnson, UC San Diego
 M—Kim Olsen, N.C. Wesleyan
 M—Kim Rausch, William Smith
 F—Tara Dyk, Calvin
 F—Brooke Epperson, Macalester
 F—Rachel Sweeney, Washington-St. Louis
 F—Traci Tapp, TCNJ

1998

- G—Lisa Grefe, St. Benedict
 D—Kim Cwik, Wis.-Stevens Point
 D—Sarah Hilgenberg, Wellesley
 D—Sarah Newland, Trinity (Tex.)

M—Julie Gick, Cortland St.
 M—Cindy Laudien, Wm. Paterson
 M—Kate Ryan-Reiling, Macalester
 F—Brooke Epperson, Macalester
 F—Natalie Flindt, Willamette
 F—Katy Sturtz, Ohio Wesleyan
 F—Traci Tapp, TCNJ

1999

G—Victoria Nusse, TCNJ
 D—Lauren Frankford, Gettysburg
 D—Sarah Hilgenberg, Wellesley
 D—Laura LoGuidice, St. Lawrence
 M—Beth Walse, DePauw
 M—Janine Harispe, UC San Diego
 M—Kate Ryan-Reiling, Macalester
 F—Alix Rucinski, Cal Lutheran
 F—Katy Sturtz, Ohio Wesleyan
 F—Jill Caterer, Williams
 F—Alexa Kapetanakis, N.C. Wesleyan

2000

G—Victoria Nusse, TCNJ
 D—Kathleen Thelian, William Smith
 D—Laura Grinstead, Puget Sound
 D—Margaret Domka, Wis.-Stevens Point
 M—Becky King, Trinity (Tex.)
 M—Jane Och, Allegheny
 M—Sarah Yeatman, Tufts
 F—Ali Bimba, Wheaton (Mass.)
 F—Anne Schenck, Emory
 F—Katy Sturtz, Ohio Wesleyan
 F—Liz McGrail, Oneonta St.

2001

G—Leah Cornwell, William Smith
 D—Felicia Crump, William Smith
 D—Trisha Barbosa, Williams
 D—Carrie Webster, Lynchburg
 M—Michelle Jacobs, Wis.-Stevens Point
 M—Cathy Poor, Amherst
 M—Stacey Supanich, Albion
 F—Sara Suchoski, Scranton
 F—Annie Schenck, Emory
 F—Katy Sturtz, Ohio Wesleyan
 F—Amy Morris, Willamette

2002

G—Leah Cornwell, William Smith
 D—Erin Duffy, Wheaton (Mass.)
 D—Meghan McMullen, Wilmington (Ohio)
 D—Amy Work, Ohio Wesleyan
 M—Erica Adelstein, Trinity (Tex.)
 M—Mindy Miller, Messiah
 M—Gia Rosamilia, TCNJ
 M—Tessie Thompson, St. Thomas (Minn.)
 F—Anne Merten, Willamette
 F—Tracy Prihoda, Wheaton (Mass.)
 F—Lindsay Rowland, Trinity (Tex.)

2003

G—Jenn Munoz, Hamilton
 D—Erin Duffy, Wheaton (Mass.)
 D—Lauren Moser, Allegheny
 D—Jennifer Sapp, Messiah
 M—Katie Egan, TCNJ
 M—Liz Masterson, St. Lawrence
 M—Meredith Rinaker, DePauw
 F—Ashley Harmeling, Amherst
 F—Anne Merten, Willamette
 F—Renee Neuner, Chicago
 F—Sarah Wall, Ohio Wesleyan

Division III First-Team All-American by School

ALLEGHENY (7)

86—Georganne Morin
 Nellie Springer
 87—Georganne Morin
 88—Nellie Springer
 91—Jen Vescio
 00—Jane Och
 03—Lauren Moser

ALBION (1)

01—Stacey Supanich

AMHERST (5)

94—Karen Eason
 96—Shaunette Richards
 97—Eleanor Hickerson
 01—Kathy Poor
 03—Ashley Harmeling

BABSON (1)

93—Julie Tienken

BATES (3)

91—Colleen O'Brien
 93—Amy Brunner
 96—Kate O'Malley

BINGHAMTON (2)

95—Maria Fesel
 96—Maria Fesel

BOWDOIN (5)

87—Nancy Delaney
 89—Susan Garibaldi
 90—Sarah Russell
 95—Cynthia Falwell
 Elizabeth Ianotti

CAL LUTHERAN (2)

97—Lara Philby
 99—Alix Rucinski

UC SAN DIEGO (7)

86—Adriene Clark
 88—Katy Dulock
 89—Toni Krumme
 95—Diane Muchowski
 96—Ele Johnson
 97—Lauren Johnson
 99—Janine Harispe

CALVIN (1)

97—Tara Dyk

CARNEGIE MELLON (1)

94—Jill Weber

CHICAGO (1)

03—Renee Neuner

CORTLAND ST. (9)

86—Cathy Klein
 T'she Looney
 87—Leslie Moore
 89—Janine Englehard
 90—Janine Englehard
 Karen Hertel
 92—Janine Caruso
 95—Janet Urban
 98—Julie Gick

CURRY (3)

86—Cecilia Bombardier
 Tracy Kelly
 87—Cecilia Bombardier

DENISON (2)

92—Rebecca Wentz
 93—Megan Whiteside

DePAUW (2)

99—Beth Walse
 03—Meredith Rinaker

EMORY (3)

96—Amy Carter
 00—Annie Schneck
 01—Annie Schneck

FRANK. & MARSH. (1)

87—Elizabeth Byrne

GENESEO ST. (1)

93—Betsy Balling

GETTYSBURG (1)

99—Lauren Frankford

GUST. ADOLPHUS (1)

93—Kerri Pool

HAMILTON (1)

03—Jenn Munoz

HARTWICK (1)

88—Beth Owens

ITHACA (5)

86—Terry Cilento
 89—Tracy Deyle
 91—Beth Howland
 93—Megan Collins
 94—Tonya Koning

KALAMAZOO (2)

88—Kim Paterson
 90—Shelly Kristfalusi

LYNCHBURG (1)

01—Carrie Webster

MACALESTER (9)

89—Corrie Curtis
 90—Corrie Curtis
 92—Jenny Scanlon
 95—Nikki Epperson
 96—Brooke Epperson
 97—Brooke Epperson
 98—Brooke Epperson
 Kate Ryan-Reiling
 99—Kate Ryan-Reiling

MARY WASHINGTON (2)

89—Diane DeFalco
 97—Felicity Smith

MESSIAH (2)

02—Mindy Miller
 03—Jennifer Sapp

METHODIST (7)

89—Anne Thorpe
 90—Catherine Byrne
 Anne Thorpe
 91—Catherine Byrne
 92—Colette Gilligan
 93—Rebecca Morton
 94—Rebecca Morton

TCNJ (9)

94—Kim Faust
 95—Kim Faust
 96—Jessica Gonzalez
 97—Traci Tapp
 98—Traci Tapp
 99—Victoria Nusse
 00—Victoria Nusse
 02—Gia Rosamilia
 03—Katie Egan

N.C. WESLEYAN (5)

92—Julie Duerler
 93—Julie Duerler
 94—Trish Parker
 97—Kim Olsen
 99—Aleka Kapetanakis

OHIO WESLEYAN (8)

91—Stacie Rose
 92—Angela Mouch
 98—Katy Sturtz
 99—Katy Sturtz
 00—Katy Sturtz
 01—Katy Sturtz
 02—Amy Work
 03—Sarah Wall

ONEONTA ST. (1)

00—Liz McGrail

PLYMOUTH ST. (10)

86—Lindsey Howland
 88—Kristin Dougherty
 Nancy MacCallum
 89—Mary St. Germain
 90—Lisa Hines
 91—Debra Biche
 Beth Field
 92—Kristin Mainella
 93—Mary-Bridget Pawlik
 94—Stacy Freda

PUGET SOUND (1)

00—Laura Grinstead

RANDOLPH-MACON (3)

94—Jen Kohler
 95—Erin Hamm
 Jen Kohler

RICHARD STOCKTON (1)

96—Aundrea Tilly

ROCHESTER (5)

86—Maria Budihis
 87—Jill McCabe
 Lisa Rich
 88—Jill Decker
 89—Lisa Caracillo

ST. BENEDICT (2)

91—Colleen Neary
 98—Lisa Grefe

ST. LAWRENCE (2)

99—Laura LoGuidice
 03—Liz Masterson

ST. MARY'S (MINN.) (8)

87—Kerry Ambrose
 Sue Stephan
 88—Sue Stephan
 89—Susan Otto
 90—Julie Macko
 91—Kristen Kluge
 92—Kristen Kluge
 94—Katie Kortsch

ST. THOMAS (MINN.) (5)

86—Jane Sandvik
 87—Jane Sandvik
 88—Jane Sandvik
 89—Laure Schingen
 02—Tessie Thompson

SCRANTON (3)

89—Holly Spiech
 90—Holly Spiech
 01—Sara Suchoski

SKIDMORE (2)

96—Lindsay Litchfield
 97—Lindsay Litchfield

TRINITY (TEX.) (4)

98—Sarah Newland
 00—Becky King
 02—Erica Adelstein
 Lindsay Rowland

TUFTS (1)

00—Sarah Yeatman

WASHINGTON-ST. LOUIS (2)

92—Jennifer Haddad
 97—Rachel Sweeney

WELLESLEY (2)

98—Sarah Hilgenberg
 99—Sarah Hilgenberg

WHEATON (ILL.) (1)

93—Becky Fetzer

WHEATON (MASS.) (4)

00—Ali Bimba
 02—Erin Duffy
 Tracy Prihoda
 03—Erin Duffy

WILLAMETTE (4)

98—Natalie Flindt
 01—Amy Morris
 02—Anne Merten
 03—Anne Merten

WM. PATERSON (1)

98—Cindy Laudien

WILLIAM SMITH (15)

87—Lisa Bray
 88—Lisa Bray
 Vida Donohue
 90—Ann Haggerty
 91—Ann Haggerty
 Lida Nassif
 92—Ann Haggerty
 93—Allyson Shirtz
 94—Nicole Richardson
 96—Staci Donald
 97—Kim Rausch
 00—Kathleen Thelian
 01—Leah Cornwell
 Felicia Crump
 02—Leah Cornwell

WILLIAMS (3)

92—Sharon Glick
99—Jill Caterer
01—Trisha Barbosa

WILMINGTON (OHIO) (4)

94—Stacey Williams
95—Stacey Williams
96—Stacey Williams
02—Meghan McMullen

WIS.-STEVENS POINT (4)

94—Janie Probst
98—Kim Cwik
00—Margaret Domka
01—Michelle Jacob

WITTENBERG (1)

95—Sarah Newlin

WOOSTER (1)

96—Kelly James

National Award Winners

ISAA Player of the Year*

1985-Pam Baughman, George Mason
1986-April Heinrichs, North Carolina
1987-Megan McCarthy, William & Mary
1988-Michelle Akers, UCF
1989-Shannon Higgins, North Carolina
1990-Brandi Chastain, Santa Clara
1991-Kristine Lilly, North Carolina
1992-Mia Hamm, North Carolina
1993-Mia Hamm, North Carolina
1994-Tisha Venturini, North Carolina
1995-Natalie Neaton, William & Mary
**Discontinued after the 1995 season.*

NCAA Player of the Year

Division I

1996-Jennifer Renola, Notre Dame
1997-Sara Whalen, Connecticut
1998-Danielle Fotopoulos, Florida
1999-Mandy Clemens, Santa Clara
2000-Anne Makinen, Notre Dame
2001-Christie Welsh, Penn St.
2002-Aly Wagner, Santa Clara
2003-Catherine Reddick, North Carolina

Division II

1996-Deshaunne Running, Denver
1997-Paulina Auveri, Franklin Pierce
1998-Jannie Nicolaisen, Lynn
1999-Ruth Van't Land, Cal Poly Pomona
2000-Cindy Dostalek, UC San Diego
2001-Missy Gregg, Christian Bros.
2002-Missy Gregg, Christian Bros.
2003-Laura Hislop, Franklin Pierce

Division III

1996-Ele Johnson, UC San Diego
1997-Lauren Johnson, UC San Diego
1998-Tawni Epperson, Macalester
1999-Janine Harispe, UC San Diego
2000-Victoria Nusse, TCNJ
2001-Katy Sturtz, Ohio Wesleyan
2002-Leah Cornwell, William Smith
2003-Renee Neuner, Chicago

Missouri Athletic Club

(Player of the Year)

1991-Kristine Lilly, North Carolina
1992-Mia Hamm, North Carolina
1993-Mia Hamm, North Carolina
1994-Tisha Venturini, North Carolina
1995-Shannon MacMillan, Portland

1996-Cindy Daws, Notre Dame
1997-Cindy Parlow, North Carolina
1998-Cindy Parlow, North Carolina
1999-Mandy Clemens, Santa Clara
2000-Anne Makinen, Notre Dame
2001-Christie Welsh, Penn St.
2002-Aly Wagner, Santa Clara
2003-Catherine Reddick, North Carolina

Hermann Award

(Player of the Year)

1988-Michelle Akers, UCF
1989-Shannon Higgins, North Carolina
1990-April Kater, Massachusetts
1991-Kristine Lilly, North Carolina
1992-Mia Hamm, North Carolina
1993-Mia Hamm, North Carolina
1994-Tisha Venturini, North Carolina
1995-Shannon MacMillan, Portland
1996-Cindy Daws, Notre Dame
1997-Cindy Parlow, North Carolina
1998-Cindy Parlow, North Carolina
1999-Mandy Clemens, Santa Clara
2000-Anne Makinen, Notre Dame
2001-Christie Welsh, Penn St.
2002-Aly Wagner, Santa Clara
2003-Catherine Reddick, North Carolina

Soccer America

(Player of the Year)

1985-Lisa Gmitter, George Mason
1986-April Heinrichs, North Carolina
1987-Michelle Akers, UCF
1988-Shannon Higgins, North Carolina
1989-Shannon Higgins, North Carolina
1990-Kristine Lilly, North Carolina
1991-Julie Foudy, Stanford
1992-Mia Hamm, North Carolina
1993-Mia Hamm, North Carolina
1994-Tisha Venturini, North Carolina
1995-Shannon MacMillan, Portland
1996-Debbie Keller, North Carolina
1997-Sara Whalen, Connecticut
1998-Danielle Fotopoulos, Florida
1999-Lorrie Fair, North Carolina
2000-Anne Makinen, Notre Dame
2001-Aly Wagner, Santa Clara
2002-Christine Sinclair, Portland
2003-Lindsay Tarpley, North Carolina

Soccer Buzz

(Player of the Year)

Division I
1996-Debbie Keller, North Carolina
1997-Robin Confer, North Carolina
1998-Danielle Fotopoulos, Florida

1999-Mandy Clemens, Santa Clara
2000-Anne Makinen, Notre Dame
2001-Aly Wagner, Santa Clara
2002-Christine Sinclair, Portland
2003-Lindsay Tarpley, North Carolina

ISAA Goalkeeper of the Year*

1985-Gina Burrows, Hartwick
1986-Mary Harvey, California
1987-Amy Allman, UCF
1988-Janine Szpara, Colorado Col.
1989-Jen Starr, Vermont
1990-Karen Richter, UCF
1991-Heather Taggart, Wisconsin
1992-Saskia Webber, Rutgers
1993-Brianna Scurry, Massachusetts
1994-Jen Mead, George Mason
1995-Maja Hansen, New Hampshire
**Discontinued after the 1995 season.*

Soccer Buzz Freshman of the Year

1996-Laurie Schwoy, North Carolina
1997-Anne McKinen, Notre Dame
1998-Mary Frances Monroe, Connecticut
1999-Christie Welsh, Penn St.
2000-Marcie Ward, Stanford
2001-Christine Sinclair, Portland
2002-Lindsay Tarpley, North Carolina
2003-Heather O'Reilly, North Carolina

NCAA Coach of the Year

1982-Anson Dorrance, North Carolina
1983-David Lombardo, Keene St.
1984-Philip Pincince, Brown
1985-KalHenkeni Banda, Massachusetts

Division I

1986-Anson Dorrance, North Carolina
1987-KalHenkeni Banda, Massachusetts
1988-Larry Gross, North Carolina St.
1989-Austin Daniels, Hartford
1990-Lauren Gregg, Virginia
1991-Greg Ryan, Wisconsin
1992-Bill Hempten, Duke
1993-Jac Cicala, George Mason
1994-Chris Petrucelli, Notre Dame
1995-Chris Petrucelli, Notre Dame
1996-John Walker, Nebraska
1997-Len Tsantiris, Connecticut
1998-Becky Burleigh, Florida

1999-Patrick Farmer, Penn St.
2000-Jillian Ellis, UCLA
2001-Jerry Smith, Santa Clara
2002-Clive Charles, Portland
2003-Anson Dorrance, North Carolina

Division II

1988-Colin Lindores, Cal St. Hayward
1989-Michael Covone, Barry
1990-Peter Reynaud, Sonoma St.
1991-Michael Covone, Barry
1992-Mark Krikorian, Franklin Pierce
1993-Alex Crozier, Cal Poly
1994-Brian Purcell, Presbyterian
1995-Mark Krikorian, Franklin Pierce
1996-Mike Minielli, St. Joseph's (Ind.)
1997-Linda Bauer, West Va. Wesleyan
1998-Luke Oberkirch, Sonoma St.
1999-Carlos Juarez, Cal Poly Pomona
2000-Mike Munch, North Fla.
2001-Brian McManus, UC San Diego
2002-Don Klosterman, Neb.-Omaha
2003-Rob King, Kennesaw St.

Division III

1986-Diane Boettcher, Bates
1987-Aliceann Wilber, William Smith
1988-Aliceann Wilber, William Smith
1989-Patrick Farmer, Ithaca
1990-Peter Kowall, Kalamazoo
1991-Aliceann Wilber, William Smith
1992-John Cullen, Bowdoin
1993-Joe Russo, TCNJ
1994-Brian McManus, UC San Diego
1995-Brian McManus, UC San Diego
1996-Amy Howley Reifert, Chicago
1997-Barry Dohner, Elizabethtown
1998-John Leaney, Macalester
1999-Brian McManus, UC San Diego
2000-Martha Whiting, Tufts
2001-Bob Barnes, Ohio Wesleyan
2002-Bob Barnes, Ohio Wesleyan
2003-Tracy Ranieri, Oneonta St.

Soccer Buzz Coach of the Year

Division I

1996-John Walker, Nebraska
1997-Anson Dorrance, North Carolina
1998-Becky Burleigh, Florida
1999-Tim Wheaton, Harvard
2000-Leslie Gallimore, Washington
2001-Meridy Glenn, Cincinnati
2002-Clive Charles, Portland
2003-Anson Dorrance, North Carolina

Note: The Intercollegiate Soccer Coaches Association (ISAA) was taken over by the National Soccer Coaches Association of America (NSCAA) in 1996.

Women's Attendance Records

2003 Home Attendance Leaders.....	272
Annual Home Attendance Champions	273
Division I Game Attendance Records	274
Division II Game Attendance Record.....	274
Division III Game Attendance Record	274



2003 Home Attendance Leaders

Division I

AVERAGE HOME ATTENDANCE

Team	Games	Total	Avg.
1. Texas A&M	12	23,724	1,977
2. Texas	7	11,266	1,609
3. Fresno St.	6	9,641	1,607
4. Florida	16	24,932	1,558
5. North Carolina	11	16,239	1,476
6. Brigham Young	13	19,097	1,469
7. Duke	9	12,900	1,433
8. Portland	12	15,909	1,326
9. Georgia	9	11,675	1,297
10. Indiana	7	8,466	1,209
11. New Mexico	6	7,206	1,201
12. Santa Clara	12	14,170	1,181
13. Connecticut	9	10,179	1,131
14. Washington	12	13,447	1,121
15. Colorado	10	9,681	968
16. St. Louis	9	8,670	963
17. Navy	12	10,831	903
18. Florida St.	10	8,651	865
19. Maryland	8	6,909	864
20. Oklahoma St.	9	7,470	830
21. Notre Dame	15	12,399	827
22. Hawaii	10	8,208	821
23. Clemson	10	7,792	779
24. Virginia	11	8,544	777
25. Stanford	11	8,140	740
25. Dayton	6	4,438	740
27. Wake Forest	7	5,171	739
28. Penn St.	11	8,090	735
29. Michigan	9	6,423	714
30. Utah	11	7,837	712
31. Furman	8	5,628	704
32. Auburn	8	5,621	703
33. Rutgers	10	6,793	679
34. Tennessee	11	7,381	671
35. Nebraska	10	6,608	661
36. Mississippi	13	8,398	646
37. Kentucky	9	5,587	621
38. UCLA	12	7,345	612
39. Arizona St.	8	4,877	610
40. Illinois	12	6,630	553
41. Minnesota	9	4,954	550
42. West Virginia	11	6,016	547
43. Samford	11	5,985	544

Team	Games	Total	Avg.
44. High Point	11	5,904	537
45. Oklahoma	9	4,771	530
46. Missouri	12	6,299	525
47. Texas St.	8	4,194	524
48. Alabama	9	4,609	512
49. TCU	8	4,058	507
50. Wisconsin	12	6,073	506

TOTAL HOME ATTENDANCE

Team	Games	Total	Avg.
1. Florida	16	24,932	1,558
2. Texas A&M	12	23,724	1,977
3. Brigham Young	13	19,097	1,469
4. North Carolina	11	16,239	1,476
5. Portland	12	15,909	1,326
6. Santa Clara	12	14,170	1,181
7. Washington	12	13,447	1,121
8. Duke	9	12,900	1,433
9. Notre Dame	15	12,399	827
10. Georgia	9	11,675	1,297
11. Texas	7	11,266	1,609
12. Navy	12	10,831	903
13. Connecticut	9	10,179	1,131
14. Colorado	10	9,681	968
15. Fresno St.	6	9,641	1,607
16. St. Louis	9	8,670	963
17. Florida St.	10	8,651	865
18. Virginia	11	8,544	777
19. Indiana	7	8,466	1,209
20. Mississippi	13	8,398	646
21. Hawaii	10	8,208	821
22. Stanford	11	8,140	740
23. Penn St.	11	8,090	735
24. Utah	11	7,837	712
25. Clemson	10	7,792	779

Division II

AVERAGE HOME ATTENDANCE

Team	Games	Total	Avg.
1. UC San Diego	10	5,288	529
2. Cal St. Bakersfield	11	3,971	361
3. Sonoma St.	10	3,564	356
4. Kennesaw St.	16	5,165	323
5. Franklin Pierce	12	3,869	322
6. Neb.-Omaha	11	3,521	320
7. Ala.-Huntsville	6	1,725	288
8. Seattle Pacific	8	2,062	258
8. Humboldt St.	7	1,805	258
10. Incarnate Word	7	1,709	244
11. Washburn	10	2,425	243
12. Ashland	9	2,175	242
13. Cal St. Chico	12	2,895	241
14. Midwestern St.	13	3,121	240
15. UC Davis	10	2,312	231
16. Tex. A&M-Commerce	8	1,783	223
17. Grand Valley St.	9	1,952	217
18. Tampa	10	2,116	212
19. Central Okla.	9	1,900	211
20. Emporia St.	8	1,672	209
20. St. Leo	12	2,503	209
22. Northeastern St.	12	2,500	208
22. Cal St. San B'dino	8	1,665	208
24. Harding	11	2,257	205
25. North Dakota	8	1,614	202
26. Minn. St. Mankato	9	1,799	200
27. Rollins	11	2,171	197
28. Northern St.	12	2,335	195
28. Christian Bros.	11	2,144	195
30. Fort Lewis	9	1,728	192

TOTAL HOME ATTENDANCE

Team	Games	Total	Avg.
1. UC San Diego	10	5,288	529
2. Kennesaw St.	16	5,165	323
3. Cal St. Bakersfield	11	3,971	361
4. Franklin Pierce	12	3,869	322
5. Sonoma St.	10	3,564	356
6. Neb.-Omaha	11	3,521	320
7. Midwestern St.	13	3,121	240
8. Cal St. Chico	12	2,895	241
9. St. Leo	12	2,503	209
10. Northeastern St.	12	2,500	208



Teams: A&M Sports Information

The Aggie fans at Texas A&M love soccer, as demonstrated by the 23,724 spectators who attended home games in 2003.

Team	Games	Total	Avg.
11. Washburn	10	2,425	243
12. Northern St.	12	2,335	195
13. UC Davis	10	2,312	231
14. Harding	11	2,257	205
15. Regis (Colo.)	13	2,252	173

Division III

AVERAGE HOME ATTENDANCE

Team	Games	Total	Avg.
1. Ohio Wesleyan	8	2,781	348
2. Wheaton (Ill.)	13	4,463	343
3. Oneonta St.	11	3,710	337
4. Va. Wesleyan	14	4,602	329
5. Capital	13	3,426	264
6. Bates	8	2,076	260
7. Middlebury	7	1,725	246
8. Elizabethtown	9	2,050	228
9. Nazareth	12	2,575	215
9. Frank. & Marsh	10	2,146	215
9. Lynchburg	8	1,719	215
12. Puget Sound	12	2,570	214
13. Wis.-Stout	8	1,618	202
14. TCNJ	6	1,204	201
15. Endicott	13	2,590	199
15. Mississippi Col.	10	1,990	199
15. Wheaton (Mass.)	15	2,980	199
18. Wentworth Inst.	11	2,118	193

Team	Games	Total	Avg.
19. Scranton	10	1,900	190
20. Wilmington (Ohio)	12	2,185	182
20. Hardin-Simmons	9	1,642	182
20. Tufts	7	1,275	182
23. New York U.	8	1,365	171
24. Trinity (Tex.)	10	1,675	168
25. Allegheny	9	1,505	167
26. William Smith	11	1,829	166
27. Chris. Newport	8	1,320	165
28. Stevens Institute	10	1,625	163
29. Messiah	13	2,100	162
29. Montclair St.	11	1,785	162
29. York (Pa.)	11	1,781	162

TOTAL HOME ATTENDANCE

Team	Games	Total	Avg.
1. Va. Wesleyan	14	4,602	329
2. Wheaton (Ill.)	13	4,463	343
3. Oneonta St.	11	3,710	337
4. Capital	13	3,426	264
5. Wheaton (Mass.)	15	2,980	199
6. Ohio Wesleyan	8	2,781	348
7. Endicott	13	2,590	199
8. Nazareth	12	2,575	215
9. Puget Sound	12	2,570	214
10. Wis.-River Falls	16	2,199	137
11. Wilmington (Ohio)	12	2,185	182
12. Frank. & Marsh	10	2,146	215
13. Wentworth Inst.	11	2,118	193
14. Messiah	13	2,100	162
15. Bates	8	2,076	260

Annual Home Attendance Champions

Division I

BY AVERAGE ATTENDANCE

Year	School	Games	Attendance	Avg.
1998	North Carolina	8	24,366	3,046
1999	North Carolina	12	38,350	3,196
2000	North Carolina	9	28,331	3,148
2001	North Carolina	10	39,830	3,983
2002	North Carolina	9	18,435	2,048
2003	Texas A&M	12	23,724	1,977

BY TOTAL ATTENDANCE

Year	School	Games	Attendance
1998	North Carolina	8	24,366
1999	North Carolina	12	38,350
2000	North Carolina	9	28,331
2001	North Carolina	10	39,830
2002	North Carolina	9	18,435
2003	Florida	16	24,932

Division II

BY AVERAGE ATTENDANCE

Year	School	Games	Attendance	Avg.
1998	Sonoma St.	12	5,894	491
1999	Cal St. Bakersfield	9	7,316	813
2000	Cal St. Bakersfield	9	4,889	543
2001	UC San Diego	16	8,744	547
2002	Cal St. Bakersfield	12	5,539	461
2003	UC San Diego	10	5,288	529

BY TOTAL ATTENDANCE

Year	School	Games	Attendance
1998	Sonoma St.	12	5,894
1999	Cal St. Bakersfield	9	7,316
2000	Sonoma St.	10	5,379
2001	UC San Diego	16	8,744
2002	Cal St. Bakersfield	12	5,539
2003	UC San Diego	10	5,288

Division III

BY AVERAGE ATTENDANCE

Year	School	Games	Attendance	Avg.
1998	Maryville (Tenn.)	6	3,250	542
1999	Williams	10	4,400	440
2000	Tufts	12	5,375	448
2001	Tufts	8	4,050	506
2002	Ohio Wesleyan	13	4,352	334
2003	Ohio Wesleyan	8	2,781	348

BY TOTAL ATTENDANCE

Year	School	Games	Attendance
1998	Mary Washington	13	3,900
1999	UC San Diego	14	4,837
2000	Tufts	12	5,375
2001	Ohio Wesleyan	15	6,446
2002	Ohio Wesleyan	13	4,352
2003	Va. Wesleyan	14	4,602

Division I Game Attendance Records

ALL GAMES

No.	Team vs. Opponent	Date
14,410	North Carolina (2) vs. Notre Dame (0), San Jose, Calif. (NCAA final)	Dec. 5, 1999
14,013	North Carolina (2) vs. Penn St. (0) and Notre Dame (1) vs. Santa Clara (0), San Jose, Calif. (NCAA semifinals)	Dec. 3, 1999
10,583	North Carolina (0) vs. Florida (1), Greensboro, N.C. (NCAA final)	Dec. 6, 1998
10,040	Portland (2) vs. Penn St. (0) and Santa Clara (2) vs. North Carolina (1), Austin, Texas (NCAA semifinals)	Dec. 6, 2002
10,027	Portland (2) vs. Santa Clara (1), Austin, Texas (NCAA final)	Dec. 8, 2002
9,566	North Carolina (2) vs. UCLA (1), San Jose, Calif. (NCAA final)	Dec. 3, 2000
9,460	North Carolina (2) vs. Connecticut (0), Greensboro, N.C. (NCAA final)	Dec. 7, 1997
9,445	North Carolina (1) vs. Portland (0) and Florida (1) vs. Santa Clara (0), Greensboro, N.C. (NCAA semifinals)	Dec. 4, 1998
9,025	North Carolina (2) vs. Santa Clara (1) and Connecticut (2) vs. Notre Dame (1), Greensboro, N.C. (NCAA semifinals)	Dec. 5, 1997
8,800	North Carolina (1) vs. Notre Dame (0), Santa Clara, Calif. (NCAA final)	Dec. 8, 1996
8,800	Notre Dame (3) vs. Portland (2) and North Carolina (2) vs. Santa Clara (1), Santa Clara, Calif. (NCAA semifinals)	Dec. 6, 1996
8,870	North Carolina (2) vs. Notre Dame (1) and UCLA (1) vs. Portland (0), San Jose, Calif. (NCAA semifinals)	Dec. 1, 2000
7,212	Notre Dame (1) vs. North Carolina (0) and Portland (4) vs. Southern Methodist (2), Chapel Hill, N.C. (NCAA semifinals)	Dec. 1, 1995
7,090	Santa Clara (1) vs. North Carolina (0), Dallas, Texas (NCAA final)	Dec. 9, 2001
6,926	Notre Dame (1) vs. Portland (0), Chapel Hill, N.C. (NCAA final)	Dec. 3, 1995
6,527	Navy (0) vs. North Carolina (1), Annapolis, Md.	Sept. 26, 2003
6,117	North Carolina (2) vs. Portland (1), and Santa Clara (3) vs. Florida (2), Dallas, Texas (NCAA semifinal)	Dec. 7, 2001
*6,070	Connecticut (4) vs. Syracuse (2), Storrs, Conn.	Sept. 26, 1999
6,024	North Carolina (5) vs. Notre Dame (1), Chapel Hill, N.C.	Sept. 13, 1998
5,721	North Carolina (6) vs. George Mason (0), Chapel Hill, N.C. (NCAA final)	Nov. 21, 1993
5,596	Portland (1) vs. North Carolina (6), Portland, Ore.	Oct. 10, 1992
5,514	North Carolina (0) vs. Santa Clara (1), Durham, N.C.	Sept. 24, 1999
5,440	North Carolina (9) vs. Texas (2), Austin, Texas	Ag. 25, 2000
5,376	Texas A&M (6) vs. Texas (0), Austin, Texas	Nov. 2, 2001
5,273	North Carolina (4) vs. Duke (0), Durham, N.C.	Nov. 5, 2000
5,222	Florida (2) vs. North Carolina (1), Gainesville, Fla.	Oct. 11, 1998
5,206	North Carolina (4) vs. Duke (2), Chapel Hill, N.C.	Nov. 6, 1994
5,100	Texas A&M (0) vs. North Carolina (3), Klein, Texas	Oct. 20, 1996
5,055	North Carolina (5) vs. William & Mary (1), Chapel Hill, N.C. (NCAA third round)	Nov. 21, 1999
5,041	Portland (0) vs. Notre Dame (1), Portland, Ore.	Sept. 7, 1997

5,008	North Carolina (2) vs. Virginia (1), Chapel Hill, N.C. (NCAA third round)	Nov. 18, 2000
5,000	Portland (0) vs. Notre Dame (1) and North Carolina (3) vs. Connecticut (0), Portland, Ore. (NCAA semifinals)	Nov. 18, 1994
4,895	Portland (0) vs. North Carolina (1), Portland, Ore.	Oct. 29, 1994
4,830	Nebraska (1) vs. North Carolina (1), Lincoln, Neb.	Ag. 30, 2002
4,756	Santa Clara (0) vs. Stanford (3), Santa Clara, Calif.	Ag. 30, 2002
4,745	Florida (5) vs. Florida St. (1), Gainesville, Fla.	Ag. 27, 1999
4,655	North Carolina (3) vs. Tennessee (0), Chapel Hill, N.C.	Sept. 1, 1999
4,500	North Carolina (2) vs. Duke (1), Chapel Hill, N.C.	Sept. 1, 1996
4,442	Florida (4) vs. Florida St. (2), Gainesville, Fla.	Sept. 2, 1995
4,380	North Carolina (4) vs. Maryland (0), College Park, Md.	Oct. 10, 1997
4,255	North Carolina (0) vs. Duke (0), Chapel Hill, N.C.	Oct. 27, 2002
4,235	North Carolina vs. James Madison, Chapel Hill, N.C. (NCAA second round)	Nov. 23, 1996
4,213	North Carolina (2) vs. Penn St. (3), Chapel Hill, N.C.	Sept. 12, 1999
4,142	North Carolina (5) vs. Virginia (1), Chapel Hill, N.C.	Oct. 25, 1998
4,140	Portland (0) vs. North Carolina (0), Portland, Ore.	Sept. 28, 2002
4,012	Connecticut (2) vs. Syracuse (0), Storrs, Conn.	Oct. 4, 1998

EXCLUDING NCAA TOURNAMENT

No.	Team vs. Opponent	Date
6,527	Navy (0) vs. North Carolina (1), Annapolis, Md.	Sept. 26, 2003
*6,070	Connecticut (4) vs. Syracuse (2), Storrs, Conn.	Sept. 26, 1999
6,024	North Carolina (5) vs. Notre Dame (1), Chapel Hill, N.C.	Sept. 13, 1998
5,596	Portland (1) vs. North Carolina (6), Portland, Ore.	Oct. 10, 1992
5,514	North Carolina (0) vs. Santa Clara (1), Durham, N.C.	Sept. 24, 1999
5,440	North Carolina (9) vs. Texas (2), Austin, Texas	Ag. 25, 2000
5,376	Texas A&M (6) vs. Texas (0), Austin, Texas	Nov. 2, 2001
5,273	North Carolina (4) vs. Duke (0), Durham, N.C.	Nov. 5, 2000
5,222	Florida (2) vs. North Carolina (1), Gainesville, Fla.	Oct. 11, 1998
5,206	North Carolina (4) vs. Duke (2), Chapel Hill, N.C.	Nov. 6, 1994
5,100	Texas A&M (0) vs. North Carolina (3), Klein, Texas	Oct. 20, 1996
5,041	Portland (0) vs. Notre Dame (1), Portland, Ore.	Sept. 7, 1997
4,895	Portland (0) vs. North Carolina (1), Portland, Ore.	Oct. 29, 1994
4,830	Nebraska (1) vs. North Carolina (1), Lincoln, Neb.	Ag. 30, 2002
4,756	Santa Clara (0) vs. Stanford (3), Santa Clara, Calif.	Ag. 30, 2002
4,745	Florida (5) vs. Florida St. (1), Gainesville, Fla.	Ag. 27, 1999
4,655	North Carolina (3) vs. Tennessee (0), Chapel Hill, N.C.	Sept. 1, 1999
4,500	North Carolina (2) vs. Duke (1), Chapel Hill, N.C.	Sept. 1, 1996
4,442	Florida (4) vs. Florida St. (2), Gainesville, Fla.	Sept. 2, 1995
4,380	North Carolina (4) vs. Maryland (0), College Park, Md.	Oct. 10, 1997
4,255	North Carolina (0) vs. Duke (0), Chapel Hill, N.C.	Oct. 27, 2002
4,213	North Carolina (2) vs. Penn St. (3), Chapel Hill, N.C.	Sept. 12, 1999
4,142	North Carolina (5) vs. Virginia (1), Chapel Hill, N.C.	Oct. 25, 1998
4,140	Portland (0) vs. North Carolina (0), Portland, Ore.	Sept. 28, 2002
4,051	Santa Clara (4) vs. Notre Dame (2), Santa Clara, Calif.	Oct. 17, 1999
4,012	Connecticut (2) vs. Syracuse (0), Storrs, Conn.	Oct. 4, 1998

*Second game of doubleheader with men's team.

Division II Game Attendance Record

No.	Team vs. Opponent	Date
1,820	Emporia St. (2) vs. Northern Colo. (4), Emporia, Kan.	Sept. 22, 2002

Division III Game Attendance Record

No.	Team vs. Opponent	Date
1,084	Wheaton (Ill.) (5) vs. Washington-St. Louis (0), Wheaton (Ill.)	Aug. 29, 2003

Women's Championship Records

Division I Championship Records	276
Division II Championship Records	279
Division III Championship Records	281



Division I Women's Championship

2003 Results

FIRST ROUND

North Carolina 8, High Point 0
 UNC Greensboro 2, Wake Forest 1
 Purdue 2, DePaul 1
 Western Mich. 2, Illinois 0
 Santa Clara 1, Stanford 0
 Arizona St. 3, Cal Poly 1
 Nebraska 2, Washington 1
 Portland 1, Denver 0
 Penn St. 5, Navy 1
 *Rutgers 1, Maryland 1 (2ot, pk)
 *Texas A&M 1, Southern Methodist 1 (2ot, pk)
 Duke 3, Stephen F. Austin 0
 Kansas 3, Illinois St. 1
 Missouri 1, Eastern Ill. 0
 Pepperdine 1, Southern California 0
 UCLA 2, San Diego 0
 Florida 3, UCF 2 (2ot)
 Mississippi 1, Texas 0
 Georgia 2, Clemson 1
 Tennessee 1, Oklahoma 0
 Florida St. 5, Dartmouth 0
 Auburn 1, Oklahoma St. 0
 Ohio St. 3, Dayton 0
 West Virginia 4, Loyola (Md.) 2
 *Virginia 1, William & Mary 1 (2ot, pk)
 Villanova 2, Princeton 1
 *Idaho St. 0, Utah 0 (2ot, pk)
 Brigham Young 2, Colorado 0
 Central Conn. St. 1, Boston College 0
 Connecticut 1, Boston U. 0
 Michigan 1, Oakland 0

Notre Dame 5, Loyola (Ill.) 0

SECOND ROUND

North Carolina 5, UNC Greensboro 0
 Purdue 3, Western Mich. 2
 Santa Clara 1, Arizona St. 0
 Portland 4, Nebraska 1
 Penn St. 3, Rutgers 1
 Texas A&M 2, Duke 1
 Florida 4, Mississippi 3 (2ot)
 Tennessee 1, Georgia 0
 Florida St. 2, Auburn 1
 West Virginia 3, Ohio St. 0
 *Villanova 0, Virginia 0 (2ot, pk)
 Brigham Young 2, Idaho St. 0
 Connecticut 3, Central Conn. St. 2 (2ot)
 Michigan 1, Notre Dame 0

THIRD ROUND

North Carolina 7, Purdue 0
 *Santa Clara 0, Portland 0 (2ot, pk)
 Penn St. 3, Texas A&M 0
 UCLA 1, Kansas 0
 Florida 1, Tennessee 0
 Florida St. 3, West Virginia 2 (2ot)
 *Brigham Young 0, Villanova 0 (2ot, pk)
 Connecticut 5, Michigan 0

QUARTERFINALS

North Carolina 3, Santa Clara 0
 UCLA 4, Penn St. 0
 Florida St. 2, Florida 1
 Connecticut 3, Brigham Young 1
 *Advanced on penalty kicks

SEMIFINALS

AT CARY, N.C., DECEMBER 5 Connecticut 2, Florida St. 0

Connecticut..... 0 2—2
 Florida St. 0 0—0
 Second half: Connecticut—Kristen Graczyk (Jessica Gjertsen), 62:03; Connecticut—Graczyk (Gjertsen, Kathleen Frank), 81:53.
 Shots: Connecticut 13, Florida St. 20. Goalkeeper saves: Connecticut—Eric Rice 4, Team 1; Florida St.—Joy McKenzie 2. Corner kicks: Connecticut 4, Florida St. 4. Fouls: Connecticut 15, Florida St. 14.

North Carolina 3, UCLA 0

UCLA..... 0 0—0
 North Carolina 2 1—3
 First half: North Carolina—Kendall Fletcher (Alyssa Ramsey), 23:34; North Carolina—Own Goal.
 Second half: North Carolina—Heather O'Reilly, 85:32.
 Shots: UCLA 5, North Carolina 22. Goalkeeper saves: UCLA—Arianna Criscione 8, Team 3; North Carolina—Aly Winget 1. Corner kicks: UCLA 3, North Carolina 10. Fouls: UCLA 11, North Carolina 6. Attendance: 8,267.

CHAMPIONSHIP

AT CARY, N.C., DECEMBER 7 North Carolina 6, Connecticut 0

Connecticut..... 0 0—0
 North Carolina 2 4—6
 First half: North Carolina—Lindsay Tarpley (Lori Chalupny, Maggie Tomecka), 7:50; North Carolina—Chalupny (Heather O'Reilly), 30:04.
 Second half: North Carolina—O'Reilly (Tarpley), 56:57; Tarpley (Alyssa Ramsey, Tomecka), 58:48; O'Reilly (Tarpley, Kendall Fletcher), 60:45; Ramsey, 89:40.
 Shots: Connecticut 4, North Carolina 26. Goalkeeper saves: Connecticut—Eric Rice 7, Megan Jessee 1, Team 1; North Carolina—Aly Winget 0. Corner kicks: Connecticut 1, North Carolina 7. Fouls: Connecticut 12, North Carolina 9. Attendance: 10,042.

History

Team Results

Year	Champion (Record)	Coach	Score	Runner-Up	Host or Site	Championship Game Attendance	Championship Total Attendance
1982	North Carolina (19-2)	Anson Dorrance	2-0	UCF	UCF	1,000	3,061
1983	North Carolina (19-1)	Anson Dorrance	4-0	George Mason	UCF	700	2,598
1984	North Carolina (24-0-1)	Anson Dorrance	2-0	Connecticut	North Carolina	3,500	6,408
1985	George Mason (18-2-1)	Hank Leung	2-0	North Carolina	George Mason	4,500	8,033
1986	North Carolina (24-0-1)	Anson Dorrance	2-0	Colorado Col.	George Mason	1,000	6,524
1987	North Carolina (23-0-1)	Anson Dorrance	1-0	Massachusetts	Massachusetts	3,651	10,482
1988	North Carolina (18-0-3)	Anson Dorrance	4-1	North Carolina St.	North Carolina	3,500	6,280
1989	North Carolina (24-0-1)	Anson Dorrance	2-0	Colorado Col.	North Carolina St.	1,625	8,112
1990	North Carolina (24-0)	Anson Dorrance	6-0	Connecticut	North Carolina	3,200	13,131
1991	North Carolina (25-0)	Anson Dorrance	3-1	Wisconsin	North Carolina	3,800	12,004
1992	North Carolina (25-0)	Anson Dorrance	9-1	Duke	North Carolina	3,573	13,893
1993	North Carolina (23-0)	Anson Dorrance	6-0	George Mason	North Carolina	5,721	17,419
1994	North Carolina (25-1-1)	Anson Dorrance	5-0	Notre Dame	Portland	5,000	28,251
1995	Notre Dame (21-2-2)	Chris Petrucelli	1-0 (3 ot)	Portland	North Carolina	6,926	37,995
1996	North Carolina (25-1)	Anson Dorrance	1-0 (2 ot)	Notre Dame	Santa Clara	8,800	53,322
1997	North Carolina (27-0-1)	Anson Dorrance	2-0	Connecticut	UNC Greensboro	9,460	40,572
1998	Florida (26-1)	Becky Burleigh	1-0	North Carolina	UNC Greensboro	10,583	45,997
1999	North Carolina (24-2)	Anson Dorrance	2-0	Notre Dame	San Jose St.	14,410	72,219
2000	North Carolina (21-3)	Anson Dorrance	2-1	UCLA	San Jose St.	9,566	53,051
2001	Santa Clara (23-2)	Jerry Smith	1-0	North Carolina	Southern Methodist	7,090	55,807
2002	Portland (20-4-2)	Clive Charles	2-1 (2 ot)	Santa Clara	Austin, Tex.	10,027	59,410
2003	North Carolina (27-0)	Anson Dorrance	6-0	Connecticut	Cary, N.C.	10,042	—

Tournament Scoring Leaders

Year	Player, School	G	A	P
1982	Mary Vargas, UCF	2	0	4
	Donna MacDougall, Connecticut.....	2	0	4
	Synthia Scott, North Carolina.....	2	0	4
	Moira Buckley, Connecticut.....	0	4	4
	Laura Mayer, Harvard.....	1	2	4
1983	April Heinrichs, North Carolina.....	4	0	8
	Amy Machin, North Carolina.....	3	2	8
1984	Catherine Spence, Massachusetts.....	5	1	11
1985	Lisa Gmitter, George Mason.....	3	1	7
1986	April Heinrichs, North Carolina.....	4	1	9
1987	Michelle Akers, UCF.....	3	1	7
1988	Shannon Higgins, North Carolina.....	4	1	9
1989	Shannon Higgins, North Carolina.....	3	4	10
1990	Kristine Lilly, North Carolina.....	4	2	10
1991	Pam Kalinoski, North Carolina.....	3	3	9
1992	Mia Hamm, North Carolina.....	5	2	12
1993	Mia Hamm, North Carolina.....	6	4	16
1994	Angela Kelly, North Carolina.....	4	3	11
1995	Tiffany Milbrett, Portland.....	5	1	11
	Danielle Garrett (Fotopoulos), Southern Methodist.....	4	1	9
1996	Danielle Fotopoulos, Florida.....	5	1	11
	Laurie Schwoy, North Carolina.....	4	3	11
	Amy VanLaacke, Notre Dame.....	5	1	11
1997	Sara Whalen, Connecticut.....	5	3	13
1998	Meredith Florance, North Carolina.....	3	2	8
1999	Kim Patrick, North Carolina.....	4	3	11
2000	Meredith Florance, North Carolina.....	4	1	9
	Stephanie Rigamat, UCLA.....	3	3	9
2001	Abby Wambach, Florida.....	5	4	14
2002	Christine Sinclair, Portland.....	10	1	21
2003	Heather O'Reilly, North Carolina.....	7	3	17

All-Tournament Teams

MOP—Most Outstanding Player.

1983

Chris Taggart, Massachusetts (MOP overall)
 Lisa Gmitter, George Mason (MOP offensive)
 Sue Cobb, North Carolina (MOP defensive)
 Senga Allen, North Carolina
 Pam Baughman, George Mason
 Moira Buckley, Connecticut
 Tara Buckley, Connecticut
 Stacy Flionis, Massachusetts
 April Heinrichs, North Carolina
 Beth Huber, North Carolina
 Nadia Komarowski, Massachusetts
 Amy Machin, North Carolina
 Marcia McDermott, North Carolina
 Melissa Morrone, Connecticut
 Emily Pickering, North Carolina
 Sue Vodicka, George Mason

1985

Pam Baughman, George Mason (MOP overall)
 Betsy Drambour, George Mason (MOP defensive)
 Kim Crabbe, George Mason
 Lisa Gmitter, George Mason

1986

April Heinrichs, North Carolina (MOP overall)
 Angela Berry, George Mason
 Betsy Drambour, George Mason
 Lisa Gmitter, George Mason
 Kim Maslin, George Mason

1989

Tracey Bates, North Carolina, defensive
 Kristine Lilly, North Carolina, offensive

1992

Mia Hamm, North Carolina (MOP offensive)
 Sue Wall, Santa Clara (MOP defensive)
 Angela Kelly, North Carolina
 Nancy Kramarz, Hartford
 Amy Kroeger, Santa Clara
 Jennifer Lewis, Santa Clara
 Kristine Lilly, North Carolina
 Heidi Mauger, Duke



NCAA Photos

Leslie Osborne of Santa Clara moves up field during the 2001 championship. Santa Clara defeated North Carolina 1-0 to win the title.

Meegan McMullin, Santa Clara
 Keri Sanchez, North Carolina
 Carolyn Springer, North Carolina
 Rita Tower, North Carolina
 Tisha Venturini, North Carolina

1993

Mia Hamm, North Carolina (MOP offensive)
 Skye Eddy, George Mason (MOP defensive)
 Danielle Egan, North Carolina
 Christine Ho, George Mason
 Angela Kelly, North Carolina
 Carmel Murphy, Stanford
 Tammy Pearman, George Mason
 Sarah Rafanelli, Stanford
 Nicole Roberts, Massachusetts
 Zola Springer, North Carolina
 Rita Tower, North Carolina
 Tisha Venturini, North Carolina

1994

Tisha Venturini, North Carolina (MOP offensive)
 Staci Wilson, North Carolina (MOP defensive)
 Robin Confer, North Carolina
 Cindy Daws, Notre Dame
 Danielle Egan, North Carolina
 Jill Gelfenbein, Connecticut
 Debbie Keller, North Carolina
 Angela Kelly, North Carolina
 Holly Manthei, Notre Dame
 Michelle McCarthy, Notre Dame
 Tiffany Milbrett, Portland
 Jen Renola, Notre Dame
 Keri Sanchez, North Carolina
 Kate Sobrero, Notre Dame

1995

Cindy Daws, Notre Dame (MOP offensive)
 Kate Sobrero, Notre Dame (MOP defensive)
 Robin Confer, North Carolina
 Danielle Garrett, Southern Methodist
 Erin Fahey, Portland
 Shannon MacMillan, Portland
 Holly Manthei, Notre Dame
 Michelle McCarthy, Notre Dame
 Wynne McIntosh, Portland
 Cindy Parlow, North Carolina
 Jen Renola, Notre Dame
 Staci Wilson, North Carolina

1996

Debbie Keller, North Carolina (MOP offensive)
 Nel Fettig, North Carolina (MOP defensive)
 Justi Baumgardt, Portland
 Mandy Clemens, Santa Clara
 Robin Confer, North Carolina
 Lorrie Fair, North Carolina
 Jen Grubb, Notre Dame
 Regina Holan, Portland
 Jennifer Lalor, Santa Clara

Cindy Parlow, North Carolina
 Jen Renola, Notre Dame
 Laurie Schwoy, North Carolina
 Jenny Streiffer, Notre Dame

1997

Robin Confer, North Carolina (MOP offensive)
 Siri Mullinix, North Carolina (MOP defensive)
 Mandy Clemens, Santa Clara
 Carey Dorn, Connecticut
 Lorrie Fair, North Carolina
 Jacqui Little, Santa Clara
 Holly Manthei, Notre Dame
 Cindy Parlow, North Carolina
 Tiffany Roberts, North Carolina
 Heather Stone, Connecticut
 Jenny Streiffer, Notre Dame
 Jen Tietjen, Connecticut
 Staci Wilson, North Carolina
 Sara Whalen, Connecticut

1998

Danielle Fotopoulos, Florida (MOP offensive)
 Meredith Flaherty, Florida (MOP defensive)
 Keisha Bell, Florida
 Lorrie Fair, North Carolina
 Meredith Florance, North Carolina
 Michelle French, Portland
 Angela Harrison, Portland
 Heather Mitts, Florida
 Cindy Parlow, North Carolina
 Tiffany Roberts, North Carolina
 Laurie Schwoy, North Carolina
 Nikki Serlenga, Santa Clara

1999

Susan Bush, North Carolina (MOP offensive)
 Lorrie Fair, North Carolina (MOP defensive)
 Kim Patrick, North Carolina
 Anne Remy, North Carolina
 Jena Kluegel, North Carolina
 Meredith Florance, North Carolina
 Jen Grubb, Notre Dame
 Jenny Streiffer, Notre Dame
 LaKeyisia Beene, Notre Dame
 Nikki Serlenga, Santa Clara
 Danielle Slaton, Santa Clara
 Christie Welsh, Penn St.

2000

Meredith Florance, North Carolina (MOP offensive)
 Catherine Reddick, North Carolina (MOP defensive)
 Daniella Borgman, North Carolina
 Jena Kluegel, North Carolina
 Kim Patrick, North Carolina
 Jordan Walker, North Carolina
 Meotis Erickson, Notre Dame
 Liz Wagner, Notre Dame
 Amy Warner, Notre Dame
 Cheryl Loveless, Portland

Lauren Orlandos, Portland
 Venus James, UCLA
 Karissa Hampton, UCLA

2001

Aly Wagner, Santa Clara (MOP offensive)
 Danielle Slaton, Santa Clara (MOP defensive)
 Veronica Zepeda, Santa Clara
 Anna Kraus, Santa Clara
 Leslie Osborne, Santa Clara
 Jessica Ballweg, Santa Clara
 Jena Kluegel, North Carolina
 Sara Randolph, North Carolina
 Anne Remy, North Carolina
 Catherine Reddick, North Carolina
 Jordan Kellgren, North Carolina

2002

Christine Sinclair, Portland (MOP offensive)
 Jessica Ballweg, Santa Clara (MOP defensive)
 Lauren Orlandos, Portland
 Erin Misaki, Portland
 Lauren Arase, Portland
 Aly Wagner, Santa Clara
 Devvyn Hawkins, Santa Clara
 Veronica Zepeda, Santa Clara
 Joanna Lohman, Penn St.
 Catherine Reddick, North Carolina
 Lindsay Tarpley, North Carolina

2003

Heather O'Reilly, North Carolina (MOP offensive)
 Catherine Reddick, North Carolina (MOP defensive)
 Lori Chalupny, North Carolina
 Alyssa Ramsey, North Carolina
 Lindsay Tarpley, North Carolina
 Maggie Tomecka, North Carolina
 Carmen Watley, North Carolina
 Jessica Giertsen, Connecticut
 Kristen Graczyk, Connecticut
 India Trotter, Florida St.
 Nandi Price, UCLA

Individual Records

GOALS, GAME

3—Catherine Spence, Massachusetts (4) vs. California (1), 1984; Betsy Ready, Boston College (3) vs. Brown (2), 1985; April Heinrichs, North Carolina (8) vs. UC Santa Barb. (0), 1986; Shannon Higgins, North Carolina (4) vs. North Carolina St. (1), 1988; Kerri Tashiro, Colorado Col. (5) vs. Massachusetts (2), 1989; Kim LeMere, Hartford (4) vs. UC Santa Barb. (0), 1991; Mia Hamm, North Carolina (9) vs. Duke (1), 1992, and North Carolina (4) vs. Southern Methodist (1), 1993; Tiffeny Milbrett, Portland (6) vs. St. Mary's (Cal.) (0), 1994; Shannon Boxx, Notre Dame (5) vs. Wisconsin (0), 1995; Danielle Fotopoulos, Florida (7) vs. North Carolina St. (3), 1996; Jenny Heft, Notre Dame (8) vs. Indiana (1),

1996; Amy VanLaacke, Notre Dame (5) vs. Wisconsin (0), 1996; Sandra Doreleijers, Hartford (4) vs. Colgate (0), 1997; Kim Engesser, Nebraska (5) vs. Michigan (1), 1997; Monica Gerardo, Notre Dame (7) vs. Cincinnati (1), 1997; Jenny Heft, Notre Dame (8) vs. UCLA (0), 1997; Angela Hucles, Virginia (3) vs. James Madison (1), 1997; Keri Sarver, Maryland (4) vs. Fairfield (3), 1998; Laura Koerner, Vanderbilt (5) vs. UNC Greensboro (1), 1998; Sarah Harvey, Southern Methodist (4) vs. Baylor (0), 1999; Emily Taggart, Wake Forest (6) vs. Liberty (1), 2000; Lindsay Gusick, Virginia (4) vs. Cincinnati (0), 2001; Abby Wambach, Florida (3) vs. Georgia (0), 2001; Christine Sinclair, Portland (4) vs. Richmond (0), 2002.

GOALS, TOURNAMENT

10—Christine Sinclair, Portland, 2002.

GOALS, CAREER

15—Mia Hamm, North Carolina, 1989-90-92-93.

ASSISTS, GAME

4—Cindy Parlow, North Carolina (6) vs. Wake Forest (0), 1997; Jena Kluegel, North Carolina (5) vs. Wake Forest (0), 2000; Lindsay Tarpley, North Carolina (5) vs. UNC Greensboro (0), 2003.

ASSISTS, TOURNAMENT

11—Lindsay Tarpley, North Carolina (1 vs. High Point, 4 vs. UNC Greensboro, 3 vs. Purdue, 1 vs. Santa Clara, 2 vs. Connecticut), 2003.

ASSISTS, CAREER

15—Holly Manthei, Notre Dame, 1994-95-96-97.

POINTS, GAME

7—Shannon Higgins (2 goals, 3 assists), North Carolina (9) vs. Hartford (0), 1989; Kerri Tashiro (3 goals, 1 assist), Colorado Col. (5) vs. Massachusetts (2), 1989; Tiffeny Milbrett (3 goals, 1 assist), Portland (6) vs. St. Mary's (Cal.) (0), 1994; Amy VanLaacke (3 goals, 1 assist), Notre Dame (5) vs. Wisconsin (0), 1996; Monica Gerardo (3 goals, 1 assist), Notre Dame (7) vs. Cincinnati (1), 1997; Laura Koerner (3 goals, 1 assist), Vanderbilt (5) vs. UNC Greensboro (1), 1998; Emily Taggart, (3 goals, 1 assist), Wake Forest (6) vs. Liberty (1), 2000; Lindsay Gusick (3 goals, 1 assist), Virginia (4) vs. Cincinnati (0), 2001; Christine Sinclair (3 goals, 1 assist), Portland (4) vs. Richmond (0), 2002.

POINTS, TOURNAMENT

21—Christine Sinclair (10 goals, 1 assist), Portland, 2002.

POINTS, CAREER

39—Mia Hamm (15 goals, 9 assists), North Carolina, 1989-90-92-93.

SAVES, GAME

23—Kathy Brophy, Boston College (2) vs. Massachusetts (3), 1984.

LOWEST GOALS-AGAINST AVERAGE, TOURNAMENT (Min. 3 Games)

0.00—Anne Sherow, North Carolina (vs. William & Mary, California and Massachusetts), 1987; Lori Walker, North Carolina (vs. Hartford, North Carolina St. and Colorado Col.), 1989; Tracy Noonan, North Carolina (vs. Vanderbilt, Santa Clara and Notre Dame), 1995; Jen Renola, Notre Dame (vs. Wisconsin, Connecticut, North Carolina and Portland), 1995; Nicole Barnhart, Stanford (vs. Cal Poly, California, Notre Dame and Portland), 2002; Aly Winget, North Carolina (vs. High Point, UNC Greensboro, Purdue, Santa Clara, UCLA and Connecticut), 2003.

LOWEST GOALS-AGAINST AVERAGE, CAREER (Min. 5 Games)

0.21—Siri Mullinix, North Carolina, 1996-97-98 (3 goals, 15 games [1,281 minutes]).

Team Records

GOALS, GAME

9—North Carolina vs. Hartford (0), 1989; North Carolina vs. Duke (1), 1992; North Carolina vs. Florida (0), 1996.

GOALS, TWO TEAMS, GAME

10—North Carolina (9) vs. Duke (1), 1992; Florida (7) vs. North Carolina St. (3), 1996.

GOALS, TOURNAMENT

32—North Carolina, 2003.

SHOTS, GAME

43—North Carolina (9) vs. Hartford (0), 1989.

CORNER KICKS, GAME

19—Nebraska (3) vs. Minnesota (2) (2 ot), 1996.

FOULS, GAME

37—North Carolina St. (1) vs. William & Mary (0) (2 ot), 1995.

GOALS PER GAME, TOURNAMENT (Min. 2 Games)

6.33—North Carolina, 3 games, 1992.

LOWEST GOALS-AGAINST AVERAGE, TOURNAMENT (Min. 3 Games)

0.00—North Carolina, 3 games, 1987-89-95; Notre Dame, 4 games, 1995; Stanford, 5 games, 2002; North Carolina, 6 games, 2003.

OVERTIME GAMES, TOURNAMENT

2—19 times (most recent: three times, 2003).

LARGEST DEFICIT OVERCOME TO WIN

3—Florida (4) vs. Mississippi (3), Nov. 16, 2003

All-Time College Cup Appearances

No.	School	Year(s)	Record in Semis	Record in Finals
22	North Carolina	1982-2003	20-2	17-3
9	Santa Clara	1989, '90, '92, 1996-99, 2001, '02	2-7	1-1
7	Connecticut	1982-84, '90, '94, '97, '03	4-3	0-4
7	Portland	1994-96, '98, 2000-02	2-5	1-1
6	Notre Dame	1994-97, '99, 2000	4-2	1-3
6	Massachusetts	1983-87, '93	1-5	0-1
5	Colorado Col.	1985, '86, '89, '90, '91	2-3	0-2
4	George Mason	1983, '85, '86, '93	3-1	1-2
3	California	1984, '87, '88	0-3	
2	Florida	1998, 2001	1-1	1-0
2	UCF	1982, '87	1-1	0-1
2	North Carolina St.	1988-89	1-1	0-1
2	UCLA	2000, '03	1-1	0-1
2	Wisconsin	1988, '91	1-1	0-1
2	Penn St.	1999, 2002	0-2	
1	Duke	1992	1-0	0-1
1	Florida St.	2003	0-1	
1	Hartford	1992	0-1	
1	Mo.-St. Louis	1982	0-1	
1	Southern Methodist	1995	0-1	
1	Stanford	1993	0-1	
1	Virginia	1991	0-1	

Division II Women's Championship

2003 Results

FIRST ROUND

Christian Bros. 3, Tampa 0
 Barry 1, West. Fla. 0
 Kennesaw St. 4, Presbyterian 0
 Tusculum 1, Carson-Newman 0
 Minn. St. Mankato 2, North Dakota 1
 Neb.-Omaha 3, Truman 1
 Grand Valley St. 4, Wis.-Parkside 0
 *Northern Ky. 1, Ashland 1 (2ot, pk)
 Franklin Pierce 2, Southern N.H. 1
 *St. Rose 0, Merrimack 0 (2ot, pk)
 Adelphi 4, Kutztown 0
 West Chester 3, Slippery Rock 0
 Metro St. 4, Central Okla. 0
 West Tex. A&M 2, Tex. A&M-Commerce 1
 UC San Diego 1, Cal St. San B'dino 0
 Cal St. Dom. Hills 2, Seattle Pacific 1

SECOND ROUND

*Barry 1, Christian Bros. 1 (2ot, pk)
 Kennesaw St. 2, Tusculum 0
 Neb.-Omaha 3, Minn. St. Mankato 2
 Northern Ky. 4, Grand Valley St. 3
 Franklin Pierce 4, St. Rose 1
 Adelphi 4, West Chester 1
 Metro St. 1, West Tex. A&M 0
 *UC San Diego 0, Cal St. Dom. Hills 0 (2ot, pk)

QUARTERFINALS

Kennesaw St. 1, Barry 0
 Neb.-Omaha 1, Northern Ky. 0 (ot)
 Franklin Pierce 2, Adelphi 1
 UC San Diego 3, Metro St. 2

*Advanced on penalty kicks.

SEMIFINALS

AT VIRGINIA BEACH, VA., DECEMBER 4 Kennesaw St. 1, Neb.-Omaha 0

Neb.-Omaha 0 0—0
 Kennesaw St. 0 1—1
 Second half: Kennesaw St.—Alissa Saylor (Jenae Gzehoviak), 59:33.
 Shots: Neb.-Omaha 8, Kennesaw St. 13. Goalkeeper saves: Neb.-Omaha—Amy Price 5; Kennesaw St.—Jessica Marek 7. Corner kicks: Neb.-Omaha 2, Kennesaw St. 5. Fouls: Neb.-Omaha 7, Kennesaw St. 6.

Franklin Pierce 2, UC San Diego 1 (ot)

UC San Diego 1 0 0—1
 Franklin Pierce 1 0 1—2
 First half: UC San Diego—Megan Dickey (Kristen Jones), 3:37; Franklin Pierce—Laura Hislop (Sonya Hughes), 26:21.
 Overtime: Franklin Pierce—Hughes, 99:49.
 Shots: UC San Diego 15, Franklin Pierce 10. Goalkeeper saves: UC San Diego—Kami Poma 2; Franklin Pierce—Jennifer Simon 2. Corner kicks: UC San Diego 1, Franklin Pierce 7. Fouls: UC San Diego 12, Franklin Pierce 12. Attendance: 251.

CHAMPIONSHIP

AT VIRGINIA BEACH, VA., DECEMBER 6 Kennesaw St. 2, Franklin Pierce 0

Franklin Pierce 0 0—0
 Kennesaw St. 1 1—2
 First half: Kennesaw St.—Laura Tucker (Alissa Saylor, Catherine Clarke), 23:54.
 Second half: Kennesaw St.—Tucker (Katrina Hirsch), 83:18.
 Shots: Franklin Pierce 17, Kennesaw St. 16. Goalkeeper saves: Franklin Pierce—Aase Kibsgaard 6; Kennesaw St.—Jessica Marek 7. Corner kicks: Franklin Pierce 3, Kennesaw St. 5. Fouls: Franklin Pierce 9, Kennesaw St. 7. Attendance: 257.

History

Team Results

Year	Champion (Record)	Coach	Score	Runner-Up	Host or Site	Championship Game Attendance	Championship Total Attendance
1988	Cal St. Hayward (18-2)	Colin Lindores	1-0	Barry	Barry	458	1,026
1989	Barry (17-0-1)	Mike Covone	4-0	Keene St.	Barry	833	1,536
1990	Sonoma St. (14-4)	Peter Reynaud	2-0	Keene St.	Barry	148	650
1991	Cal St. Dom. Hills (18-4-1)	Marine Cano	2-1	Sonoma St.	Cal St. Dom. Hills	832	1,736
1992	Barry (17-2)	Mike Covone	3-2	Adelphi	Adelphi	551	2,114
1993	Barry (17-1)	Mike Covone	2-0	Cal Poly	Barry	650	2,107
1994	Franklin Pierce (20-0)	Mark Krikorian	2-0	Regis (Colo.)	Franklin Pierce	2,500	4,782
1995	Franklin Pierce (19-0)	Mark Krikorian	5-0	Barry	Franklin Pierce	1,600	4,450
1996	Franklin Pierce (18-1)	Jeff Bailey	1-0	Lynn	Lynn	1,214	5,172
1997	Franklin Pierce (21-0)	Jeff Bailey	3-0	West Va. Wesleyan	Cal St. Dom. Hills	164	5,603
1998	Lynn (19-1)	Rocky Orezzoli	3-1	Sonoma St.	Lynn	1,260	8,618
1999	Franklin Pierce (20-1)	Jeff Bailey	3-1	Cal Poly Pomona	Barry	517	6,879
2000	UC San Diego (21-2)	Brian McManus	2-1	Northern Ky.	Barry	469	5,051
2001	UC San Diego (21-2)	Brian McManus	2-0	Christian Bros.	UC San Diego	1,645	8,066
2002	Christian Bros. (22-1)	Gareth O'Sullivan	2-1	Neb.-Omaha	Virginia Beach	397	8,662
2003	Kennesaw St. (25-1)	Rob King	2-0	Franklin Pierce	Virginia Beach	257	—

NCAA Photos



Jenae Gzehoviak of Kennesaw State sprints for a ball during the 2003 championship.

Tournament Scoring Leaders

Year	Player, School	G	A	P
1988	Denise Butticci, Cal St. Hayward	3	1	7
1989	Kylene Carter, Barry	3	0	6
1990	Karen Beckner, Sonoma St.	1	2	4
1991	Jennifer Grasso, Cal St. Dom. Hills	2	2	6
	Amy Rubin, Cal St. Dom. Hills	3	0	6
1992	Jennifer Shannon, Barry	3	0	6
1993	Amy Burrill, Barry	3	0	6
1994	Nathalie Geeris, Franklin Pierce	1	2	4
	Jenny Hackett, Quincy	2	0	4
	Amy Hanlon, Franklin Pierce	2	0	4
1995	Pauliina Miettinen, Franklin Pierce	3	4	10
1996	Pauliina Miettinen, Franklin Pierce	4	0	8
1997	Pauliina Miettinen, Franklin Pierce	6	5	17
1998	Susan Sheehan, Lynn	3	4	10
1999	Minna Mustonen, Franklin Pierce	5	0	10
2000	Betsy Moore, Northern Ky.	4	2	10
	Minna Mustonen, Franklin Pierce	5	0	10
2001	Missy Gregg, Christian Bros.	7	0	14
2002	Missy Gregg, Christian Bros.	3	1	7
2003	Sonya Hughes, Franklin Pierce	4	4	12

All-Tournament Teams

MOP—Most Outstanding Player.

1988
Denise Butticci, Cal St. Hayward (MOP offensive)

1989
Kylene Carter, Barry (MOP offensive)
Carilynn Hormilla, Barry (MOP defensive)

1993
Kolleen Kassis, Cal Poly (MOP offensive)
Amy Burrill, Barry (MOP defensive)
Ewa Bergsten, Franklin Pierce
Shawna Burroughs, Cal Poly
Nathalie Geeris, Franklin Pierce
Erin Jaeger, Barry
Heather Jaeger, Barry
Wendy Jones, Cal Poly
Janet Kreb, Cal Poly
Petra Lostelius, Franklin Pierce
Claire Scanlon, Mercyhurst
Janna Schimmels, Barry
Jennifer Strong, Barry

1994

Nathalie Geeris, Franklin Pierce (MOP offensive)
Karolina Divert, Franklin Pierce (MOP defensive)
Ewa Bergsten, Franklin Pierce
Susanne Bergstrom, Franklin Pierce
Dani Campbell, Regis (Colo.)
Katie Crespo, Regis (Colo.)
Tracy Cross, Mercyhurst
Amy Giltner, Regis (Colo.)
Jenny Hackett, Quincy
Petra Lostelius, Franklin Pierce
Becky Miller, Mercyhurst
Jen Murguia, Regis (Colo.)
Claire Scanlon, Mercyhurst

1995

Pauliina Miettinen, Franklin Pierce (MOP offensive)
Janna Schimmels, Barry (MOP defensive)
Jaime Adkins, Quincy
Camie Bechtold, Quincy
Christina Bell, Sonoma St.
Ewa Bergsten, Franklin Pierce
Erin Jaeger, Barry
Kerry Johnson, Barry
Parnilla Larsson, Franklin Pierce
Alisa Murchison, Sonoma St.

1996

Jen Miller, Franklin Pierce (MOP offensive)
Brenda van Stralen, Franklin Pierce (MOP defensive)
Pauliina Auveri, Franklin Pierce
Dani Campbell, Regis (Colo.)
Denise Hutchinson, St. Joseph's (Ind.)
Katie Katzmark, Lynn
Pauliina Miettinen, Franklin Pierce
Jenny O'Brien, Regis (Colo.)
Mary Reid, St. Joseph's (Ind.)
Keri Remillard, Lynn
Christy Santiago, Franklin Pierce
Nicki Sellas, Lynn
Erin Tasse, Lynn

1997

Pauliina Miettinen, Franklin Pierce (MOP offensive)
Brenda van Stralen, Franklin Pierce (MOP defensive)
Pauliina Auveri, Franklin Pierce
Michelle Cox, Lynn
Natalie Franklin, Cal St. Dom. Hills
Juli Hanrath, West Va. Wesleyan
Brandy Kaake, Cal St. Dom. Hills
Nicole Monrone, West Va. Wesleyan
Jen Newkirk, West Va. Wesleyan
Anne Parnila, Franklin Pierce
Heather Rolland, Cal St. Dom. Hills
Christy Santiago, Franklin Pierce
Nicki Sellas, Lynn

1998

Katie Katzmark, Lynn (MOP offensive)
Adele Talamo, Lynn (MOP defensive)
Amy Apodaca, Sonoma St.
Pauliina Auveri, Franklin Pierce
Stacy Barker, Sonoma St.
Gina Boechler, Lynn
Sarah Brosius, Sonoma St.
Nikki Kalautis, Lynn
Marie Kolbert, Lynn
Minna Mustonen, Franklin Pierce
Kristy Ritchie, Ashland
Karin Svensson, Lynn
Jennifer Tomczik, Sonoma St.

1999

Minna Mustonen, Franklin Pierce (MOP offensive)
Merry Osikowicz, Barry (MOP defensive)
Monique Chambers, Cal Poly Pomona
Tara Chance, Cal Poly Pomona
Pia Lahti, Franklin Pierce
Pamela McDonald, Barry
Betsy Moore, Northern Ky.
Jenny Nilsson, Barry
Tanja Pihlblad, Franklin Pierce
Tricia Ruark, Northern Ky.
Brenda van Stralen, Franklin Pierce
Ruth Van't Land, Cal Poly Pomona
Angela Verdoes, Franklin Pierce

2000

Cindy Dostalek, UC San Diego (MOP offensive)
Kara Morris, UC San Diego (MOP defensive)
Erika Alfredson, UC San Diego
Julia Cuder, UC San Diego
Elizabeth Hughes, UC San Diego
Betsy Moore, Northern Ky.
Minna Mustonen, Franklin Pierce
Jenny Nilsson, Barry
Tricia Ruark, Northern Ky.
Becky Schnieders, Northern Ky.
Ashley Snell, Barry
Malissa Stevenson, Northern Ky.
Julia Uusmalmi, Franklin Pierce

2001

Kristin Jones, UC San Diego (MOP offensive)
Jessica Cordova, UC San Diego (MOP defensive)
Erika Alfredson, UC San Diego
Bessie Black, Northern Ky.
Veronica Botold, Christian Bros.
Missy Gregg, Christian Bros.
Kanae Haneishi, Christian Bros.
Elizabeth Hughes, UC San Diego
Patricia Keeldar, Franklin Pierce
Megan Mendoza, UC San Diego
Betsy Moore, Northern Ky.
Kamille Rosenfalck, Franklin Pierce
Margaret Saurin, Christian Bros.

2002

Missy Gregg, Christian Bros. (MOP offensive)
Kanae Haneishi, Christian Bros. (MOP defensive)
Mandy Allen, Metro St.
Jessica Dotson, Neb.-Omaha
Tina Froberg, Christian Bros.
Ashley Grace, Neb.-Omaha
Arna Heimlund, Christian Bros.
Stephanie Kirby, Neb.-Omaha
Stephanie Kruse, Neb.-Omaha
Martta Makila, Franklin Pierce
Meghan Pile, Neb.-Omaha
Sofia Rask, Christian Bros.
Margaret Saurin, Christian Bros.
Meghan Welcome, Franklin Pierce

2003

Laura Tucker, Kennesaw St. (MOP offensive)
Katrina Hirsch, Kennesaw St. (MOP defensive)
Alissa Saylor, Kennesaw St.
Jessica Marek, Kennesaw St.
Jenae Gzehoviak, Kennesaw St.
Rebecca Hall, Kennesaw St.
Laura Hislop, Franklin Pierce
Sonya Hughes, Franklin Pierce
Martta Makila, Franklin Pierce
Meghan Welcome, Franklin Pierce
Megan Dickey, UC San Diego
Kristin Jones, UC San Diego
Becca Fritz, Neb.-Omaha

Individual Records

GOALS, GAME

4—Minna Mustonen, Franklin Pierce (6) vs. Bloomsburg (0), 2000.

GOALS, TOURNAMENT

7—Missy Gregg, Christian Bros. (3 vs. Barry, 3 vs. North Fla., 1 vs. Franklin Pierce), 2001.

GOALS, CAREER

15—Pauliina Miettinen, Franklin Pierce, 1995-96-97-98.

ASSISTS, GAME

4—Michelle Cox, Lynn (7) vs. Belmont Abbey (0), 1998.

ASSISTS, TOURNAMENT

5—Nathalie Geeris, Franklin Pierce (2 vs. Mercyhurst, 1 vs. Sonoma St., 2 vs. Barry), 1995; Pauliina Miettinen, Franklin Pierce (1 vs. Southern N.H., 1 vs. Adelphi, 2 vs. Cal St. Dom. Hills, 1 vs. West Va.

Wesleyan), 1997; Michelle Cox, Lynn (4 vs. Belmont Abbey, 1 vs. Franklin Pierce), 1998.

ASSISTS, CAREER

11—Pauliina Miettinen, Franklin Pierce, 1995-96-97-98.

POINTS, GAME

8—Minna Mustonen (4 goals), Franklin Pierce (6) vs. Bloomsburg (0), 2000.

POINTS, TOURNAMENT

17—Pauliina Miettinen (6 goals, 5 assists), Franklin Pierce (3-1 vs. Southern N.H., 0-1 vs. Adelphi, 2-2 vs. Cal St. Dom. Hills, 1-1 vs. West Va. Wesleyan), 1997.

POINTS, CAREER

41—Pauliina Miettinen (15 goals, 11 assists), Franklin Pierce, 1995-96-97-98.

SAVES, GAME

16—Carolyn Wellman, Sonoma St. (0) vs. Adelphi (1), 1992.

LOWEST GOALS-AGAINST AVERAGE, TOURNAMENT (Mi n. 2 Games)

0.00—Lisa Austin, Cal St. Hayward (vs. Mercyhurst and Barry), 1988; Carilynn Hormilla, Barry (vs. Adelphi and Keene St.), 1989; Marisa Giannone, Franklin Pierce (vs. Merrimack, St. Joseph's [Ind.] and Lynn), 1996; Jessica Marek, Kennesaw St. (vs. Presbyterian, Tusculum, Barry, Neb.-Omaha and Franklin Pierce), 2003.

LOWEST GOALS-AGAINST AVERAGE, CAREER (Mi n. 2 Games)

0.00—Lisa Austin, Cal St. Hayward, 1988 (0 goals, 2 games [180 minutes]).

Team Records

GOALS, GAME

8—Franklin Pierce vs. Mercyhurst (0), 1995.

GOALS, TWO TEAMS, GAME

8—Franklin Pierce (8) vs. Mercyhurst (0), 1995; Franklin Pierce (6) vs. Southern N.H. (2), 1997;

Northern Ky. (6) vs. Minn. Duluth (2), 2000; Christian Bros. (7) vs. North Fla. (1), 2001.

SHOTS, GAME

33—Sonoma St. (1) vs. Regis (Colo.) (1), (4 ot, penalty kicks), 1994.

CORNER KICKS, GAME

19—Cal St. Dom. Hills (2) vs. Mercyhurst (1), 1991.

FOULS, GAME

34—Adelphi (1) vs. Franklin Pierce (2), 1997.

GOALS PER GAME, TOURNAMENT (Mi n. 2 Games)

5.33—Franklin Pierce, 3 games, 1995.

LOWEST GOALS-AGAINST AVERAGE, TOURNAMENT (Mi n. 2 Games)

0.00—Cal St. Hayward, 2 games, 1988; Barry, 2 games, 1989; Franklin Pierce, 3 games, 1996; Kennesaw St., 5 games, 2003.

Division III Women's Championship

2003 Results

FIRST ROUND

Webster 1, Lake Forest 0
Washington-St. Louis 4, Lakeland 0
Wis.-Stevens Point 3, Macalester 0
Chapman 3, Whittier 1
Wilmington (Ohio) 1, Thomas More 0 (2ot)
Hope 2, Manchester 0
Me.-Farmington 1, Husson 0 (ot)
Amherst 1, Bridgewater St. 0
Endicott 1, Emmanuel (Mass.) 0
Mary Washington 2, Cabrini 1
Frostburg St. 3, Westminster (Pa.) 2
Ithaca 2, Grove City 0
Stevens Institute 5, Chestnut Hill 0

REGIONAL SEMIFINALS

Chicago 3, Webster 0
Wheaton (Ill.) 1, Washington-St. Louis 0
Loras 3, Wis.-Stevens Point 1
Puget Sound 1, Chapman 0
Wilmington (Ohio) 1, Allegheny 0
DePauw 1, Hope 0
Va. Wesleyan 2, Hardin-Simmons 1
*Wash. & Lee 0, Greensboro 0 (2ot, pk)

Wheaton (Mass.) 7, Me.-Farmington 0
Amherst 2, Endicott 1 (ot)
TCNJ 4, Denison 2
Mary Washington 1, Messiah 0
Scranton 1, Frostburg St. 0
Muhlenberg 3, Eastern Conn. St. 1
*Oneonta St. 0, Ithaca 0 (2ot, pk)
Union (N.Y.) 5, Stevens Institute 0

REGIONAL FINALS

*Chicago 0, Wheaton (Ill.) 0 (2ot, pk)
Puget Sound 2, Loras 0
DePauw 4, Wilmington (Ohio) 0
Va. Wesleyan 1, Wash. & Lee 0 (2ot)
Wheaton (Mass.) 3, Amherst 2
TCNJ 5, Mary Washington 1
Scranton 1, Muhlenberg 0
Oneonta St. 1, Union (N.Y.) 0 (2ot)

QUARTERFINALS

Chicago 2, Puget Sound 1 (2ot)
*DePauw 0, Va. Wesleyan 0 (2ot, pk)
TCNJ 2, Wheaton (Mass.) 0
Oneonta St. 1, Scranton 0 (2ot)
*Advanced on penalty kicks.

SEMIFINALS

**AT ONEONTA, N.Y., NOVEMBER 29
Chicago 2, DePauw 1 (2ot)**

DePauw.....0 1 0 0—1
Chicago.....0 1 0 1—2
Second half: Chicago—Monica Michelotti (Renee Neuner), 60:53; DePauw—Corinne Scott (Kate Nickols), 82:11.

First overtime: Chicago—Neuner, 105:33.
Shots: DePauw 9, Chicago 19. Goalkeeper saves: DePauw—Ali Glibkowski 8; Chicago—Andrea Przybysz 5. Corner kicks: DePauw 3, Chicago 8. Fouls: DePauw 7, Chicago 7.

Oneonta St. 2, TCNJ 1

TCNJ.....1 0—1
Oneonta St.....1 1—2
First half: TCNJ—Stephanie Peters (Britny Boyd), 8:27.
Second half: Oneonta St.—Alissa Karcz (Sarah Tauber), 32:38; Oneonta St.—Brooke Davis (Patricia DiMichele), 79:56.
Shots: TCNJ 8, Oneonta St. 9. Goalkeeper saves: TCNJ—Alissa Kacar 2; Oneonta St.—Laura Morcone 5.
Corner kicks: TCNJ 3, Oneonta St. 4. Fouls: TCNJ 10, Oneonta St. 13. Attendance: 433.

CHAMPIONSHIP

AT ONEONTA, N.Y., NOVEMBER 30

Oneonta St. 2, Chicago 1 (ot)
Chicago.....0 1 0 0—1
Oneonta St.....0 1 0 1—2
First half: Chicago—Jacqui DeLeon (Misa Bretschneider), 32:39.
Second half: Oneonta St.—Brooke Davis (Rose Velan), 89:31.
First overtime: Oneonta St.—Sanada Mujanovic, 92:54.
Shots: Chicago 8, Oneonta St. 18. Goalkeeper saves: Chicago—Andrea Przybysz 4, Oneonta St.—Laura Morcone 5. Corner kicks: Chicago 2, Oneonta St. 7. Attendance: 811.

History

Team Results

Year	Champion (Record)	Coach	Score	Runner-Up	Host or Site	Championship Game Attendance	Championship Total Attendance
1986	Rochester (13-2-1)	Terry Gurnett	1-0	Plymouth St.	Cortland St.	300	1,874
1987	Rochester (18-1)	Terry Gurnett	1-0	William Smith	Rochester	1,106	3,542
1988	William Smith (18-1-1)	Aliceann Wilber	1-0	UC San Diego	William Smith	800	2,907
1989	UC San Diego (19-1-1)	Brian McManus	3-2 (3 ot)	Ithaca	UC San Diego	1,200	3,461
1990	Ithaca (18-5-2)	Patrick Farmer	1-0 (4 ot, pk)	Cortland St.	Cortland St.	647	2,948
1991	Ithaca (19-2-3)	Patrick Farmer	2-0	Rochester	Plymouth St.	409	4,000
1992	Cortland St. (17-2-3)	Chris Malone	1-0	Mass.-Dartmouth	Mary Washington	300	4,471
1993	TCNJ (20-1-3)	Joe Russo	4-0	Plymouth St.	William Smith	600	3,503
1994	TCNJ (15-0)	Joe Russo	4-3 (3 ot)	UC San Diego	UC San Diego	1,025	4,904
1995	UC San Diego (19-2)	Brian McManus	3-0	Methodist	Richard Stockton	713	6,351
1996	UC San Diego (21-1)	Brian McManus	2-1	TCNJ	Amherst	543	7,330
1997	UC San Diego (20-2)	Brian McManus	1-0	William Smith	Elizabethtown	240	9,774

Year	Champion (Record)	Coach	Score	Runner-Up	Host or Site	Championship Game Attendance	Championship Total Attendance
1998	Macalester (22-1-1)	John Leaney	1-0 (4 ot)	TCNJ	Ithaca	230	9,098
1999	UC San Diego (19-1-2)	Brian McManus	1-0	Macalester	Williams	797	9,968
2000	TCNJ (23-1)	Joe Russo	2-1	Tufts	Tufts	1,500	10,558
2001	Ohio Wesleyan (22-1)	Bob Barnes	1-0	Amherst	Ohio Wesleyan	617	14,337
2002	Ohio Wesleyan (24-0)	Bob Barnes	1-0	Messiah	William Smith	548	8,662
2003	Oneonta St. (21-1-3)	Tracey Ranieri	2-1 (ot)	Chicago	Oneonta St.	811	-



NCAA Photos

Oneonta State's Cristina Gaspar heads a ball during the Red Dragons' title win.

Tournament Scoring Leaders

Year	Player, School	G	A	P
1986	Martha Winter, Rochester	3	0	6
1987	Joan Grupp, William Smith	2	1	5
	Lisa Rich, Rochester	2	1	5
1988	Ann Haggerty, William Smith	4	1	9
1989	Tracy Deyle, Ithaca	2	1	5
1990	Karen Hertel, Cortland St.	4	2	10
1991	Rachel Ackerman, Cal Lutheran	3	0	6
1992	Leanne Morris, Mass.-Dartmouth	3	0	6
1993	Cyndi Marshall, TCNJ	5	1	11
1994	Diana Muchowski, UC San Diego	4	0	8
1995	Ele Johnson, UC San Diego	2	2	6
1996	Lauren Johnson, UC San Diego	6	0	12
1997	Antoinette DeLucia, William Smith	4	2	10
	Lauren Johnson, UC San Diego	3	4	10
1998	Katy Sturtz, Ohio Wesleyan	8	3	19
1999	Melissa Matuszewicz, Union (N.Y.)	4	1	9
2000	Lynn Cooper, Tufts	4	2	10
2001	Catherine Poor, Amherst	5	4	14
	Katy Sturtz, Ohio Wesleyan	6	2	14
2002	Michelle Wieser, Loras	4	2	10
2003	Tracy Prihoda, Wheaton (Mass.)	4	0	8

All-Tournament Teams

MOP—Most Outstanding Player.

1986

Martha Winter, Rochester (MOP)

1993

Jacqueline Dirr, TCNJ (MOP offensive)
 Danielle Mastrosimone, TCNJ (MOP defensive)
 Missy Blaney, TCNJ
 Lisa Freda, Plymouth St.
 Krista Gerard, TCNJ
 Randy Jennings, Plymouth St.
 Ele Johnson, UC San Diego
 Cyndi Marshall, TCNJ
 Kristin Okvist, William Smith
 Mary-Bridget Pawlik, Plymouth St.
 Carrie Peer, UC San Diego
 Allyson Shirtz, William Smith
 Cynthia Stone, William Smith

1994

Tracy Pear, TCNJ (MOP offensive)
 Jen Hart, TCNJ (MOP defensive)
 Missy Blaney, TCNJ
 Lisa Cesaro, TCNJ
 Kim Crawford, Geneseo St.
 Kim Faust, TCNJ
 Amanda Johnson, UC San Diego
 Ele Johnson, UC San Diego
 Dawn Lee, UC San Diego
 Jennifer Mazzucco, TCNJ
 Diana Muchowski, UC San Diego
 Trish Parker, N.C. Wesleyan
 Carrie Peer, UC San Diego

1995

Ele Johnson, UC San Diego (MOP offensive)
 Diana Muchowski, UC San Diego (MOP defensive)
 Heather Barbalinardo, Richard Stockton
 Michele Brown, Methodist
 Beth Freeburg, UC San Diego
 Amanda Johnson, UC San Diego
 Ruth Keegan, Methodist
 Jen Maurer, Methodist
 Allison McCarthy, William Smith
 Marcy Meagher, William Smith
 Carrie Peer, UC San Diego
 Alvy Styles, Methodist
 Marcie Williams, Richard Stockton

1996

Toni Nunez, UC San Diego (MOP offensive)
 Beth Freeburg, UC San Diego (MOP defensive)
 Cheryl Adronovitz, TCNJ
 Jessica Barry, Chicago
 Lisa Buckley, TCNJ
 Sarah Fabian, Amherst
 Shay Feilen, Chicago
 Ele Johnson, UC San Diego
 Lauren Johnson, UC San Diego
 Daniela Kolarsick, TCNJ
 Shaunette Richards, Amherst
 Traci Tapp, TCNJ
 Christa Wemmer, UC San Diego

1997

Laura Johnson, UC San Diego (MOP offensive)
 Kathleen Thelian, William Smith (MOP defensive)
 Amy Bender, Elizabethtown
 Whitney Brusman, William Smith
 Antoinette DeLucia, William Smith
 Cindy Dostalek, UC San Diego
 Beth Freeburg, UC San Diego
 Janine Harispe, UC San Diego
 Maricela Ocegueda, UC San Diego
 Kim Rausch, William Smith
 Lynn Stoehr, Washington-St. Louis
 Lori Thomas, Washington-St. Louis
 Meredith Uber, Elizabethtown

1998

Kate Ryan-Reiling, Macalester (MOP offensive)
 Colleen Caldwell, TCNJ (MOP defensive)
 Victoria Nusse, TCNJ
 Traci Tapp, TCNJ
 Brianne Vazquez, TCNJ
 Ellen Dully, Macalester
 Holly Harris, Macalester
 Tawni Epperson, Macalester
 Erin DeMarco, Ithaca
 Jessica DiManno, Ithaca
 Dana Christopherson, Willamette
 Liz Heaston, Willamette
 Katie Edmondswards, Willamette

1999

Erika Alfredson, UC San Diego (MOP offensive)
 Julia Cuder, UC San Diego (MOP defensive)
 Janine Harispe, UC San Diego
 Jennifer Hetland, UC San Diego
 Elizabeth Hughes, UC San Diego
 Kate Ryan-Reiling, Macalester
 Onie Elsberry, Macalaster
 Carly Androff, Macalaster
 Ann Brophy, Williams
 Meghan Cavanaugh, Williams
 Christina Ciafone, Williams
 Christina Grande, TCNJ
 Vanessa Wong, TCNJ

2000

Denise Buckley, TCNJ (MOP offensive)
 Jill DiGiampaolo, Trinity (Tex.) (MOP defensive)
 Beth Hoeflinger, TCNJ
 Cara Gabage, TCNJ
 Karen Geiger, TCNJ
 Erica Adelstein, Trinity (Tex.)
 Melissa Dickey, Trinity (Tex.)
 Carmen Mikacenic, Tufts
 Lynn Cooper, Tufts
 Adie Sherwood, Tufts
 Margaret Domka, Wis.-Stevens Point
 Mickey Jacob, Wis.-Stevens Point
 Molly Cady, Wis.-Stevens Point

2001

Catherine Poor, Amherst (MOP offensive)
 Akeya Terrell, Ohio Wesleyan (MOP defensive)
 Katharine Shipley, Amherst
 Margaret Rubin, Amherst
 Katie Buchert, Ohio Wesleyan
 Emily Bayer, Ohio Wesleyan
 Katy Sturtz, Ohio Wesleyan

Rebecca Mouw, Wheaton (Ill.)
 Sarah Kron, Wheaton (Ill.)
 Anne Merten, Willamette
 Buffy Morris, Willamette

2002

Erika Howland, Ohio Wesleyan (MOP offensive)
 Mindy Hammond, Ohio Wesleyan (MOP defensive)
 Liz Sheehan, Ohio Wesleyan
 Sarah Wall, Ohio Wesleyan
 Jennifer Sapp, Messiah
 Emily Benson, Messiah
 Jamie Gasiorowski, Messiah
 Mindy Miller, Messiah
 Alyson Stachura, William Smith
 Jamie Bauer, William Smith
 Mackenzie Bergstrom, Trinity (Tex.)

2003

Brooke Davis, Oneonta St. (MOP offensive)
 Dianna Connett, Chicago (MOP defensive)
 Laura Morcone, Oneonta St.
 Patricia Jaeger, Oneonta St.
 Amanda LaPolla, Oneonta St.
 Jacqui DeLeon, Chicago
 Renee Neuner, Chicago
 Meredith Rinaker, DePauw
 Corinne Scott, DePauw
 Brittny Boyd, TCNJ
 Lynda Schuster, TCNJ

Individual Records

GOALS, GAME

4—Katy Sturtz, Ohio Wesleyan (4) vs. Olivet (3), 1998.

GOALS, TOURNAMENT

8—Katy Sturtz, Ohio Wesleyan (4 vs. Olivet, 2 vs. Kalamazoo, 2 vs. Washington-St. Louis), 1998.

GOALS, CAREER

15—Katy Sturtz, Ohio Wesleyan, 1998-99-2000-01.

ASSISTS, GAME

5—Molly Cady, Wis.-Stevens Point (7) vs. Edgewood (0), 2000.

ASSISTS, TOURNAMENT

6—Molly Cady, Wis.-Stevens Point (5 vs. Edgewood, 1 vs. Salisbury), 2000.

ASSISTS, CAREER

7—Lauren Johnson, UC San Diego, 1995-96-97.

POINTS, GAME

8—Katy Sturtz (4 goals), Ohio Wesleyan (4) vs. Olivet (3), 1998.

POINTS, TOURNAMENT

19—Katy Sturtz, Ohio Wesleyan (4 goals vs. Olivet; 2 goals vs. Kalamazoo; 2 goals, 3 assists vs. Washington-St. Louis), 1998.

POINTS, CAREER

36—Katy Sturtz, (15 goals, 6 assists), Ohio Wesleyan, 1998-99-2000-01.

SAVES, GAME

29—Amanda Baltzley, Connecticut Col. (0) vs. TCNJ (1) (2 ot), 1998.

LOWEST GOALS-AGAINST AVERAGE, TOURNAMENT (Mi n. 3 Games)

0.00—Doreen Byers, Rochester (vs. Scranton, Plymouth St. and William Smith), 1987; JoAnn Johnston, Rochester (vs. Scranton, Plymouth St. and William Smith), 1987; Mary St. Germain, Plymouth St., (vs. Salem St., William Smith and UC San Diego), 1989; Beth Howland, Ithaca, (vs. Plymouth St., Methodist and Cortland St.), 1990; (vs. N.C. Wesleyan, TCNJ, UC San Diego and Rochester),

1991; Melissa Samuels, Cortland St. (vs. Ithaca, TCNJ, UC San Diego and Mass.-Dartmouth), 1992; Mindy Hammond, Ohio Wesleyan (vs. Westminster [Pa.], Wilmington [Ohio], St. Thomas [Minn.], William Smith and Messiah), 2002.

LOWEST GOALS-AGAINST AVERAGE, CAREER (Mi n. 5 Games)

0.10—Mindy Hammond, Ohio Wesleyan, 2001-02 (1 goal, 10 games [872 minutes]).

Team Records

GOALS, GAME

9—Lynchburg vs. Arcadia (0), 2000; Williams vs. Framingham St. (0), 2001.

GOALS, TWO TEAMS, GAME

11—Washington-St. Louis (6) vs. Ohio Wesleyan (5), 1998.

SHOTS, GAME

50—Chicago (2) vs. Edgewood (1) (2 ot), 1999.

CORNER KICKS, GAME

23—UC San Diego (1) vs. Macalester (0), 1989.

FOULS, GAME

34—TCNJ (2) vs. Methodist (1) (3 ot), 1993.

GOALS PER GAME, TOURNAMENT (Mi n. 2 Games)

5.0—Lynchburg, 2 games, 2000; Williams, 2 games, 2001.

LOWEST GOALS-AGAINST AVERAGE, TOURNAMENT (Mi n. 3 Games)

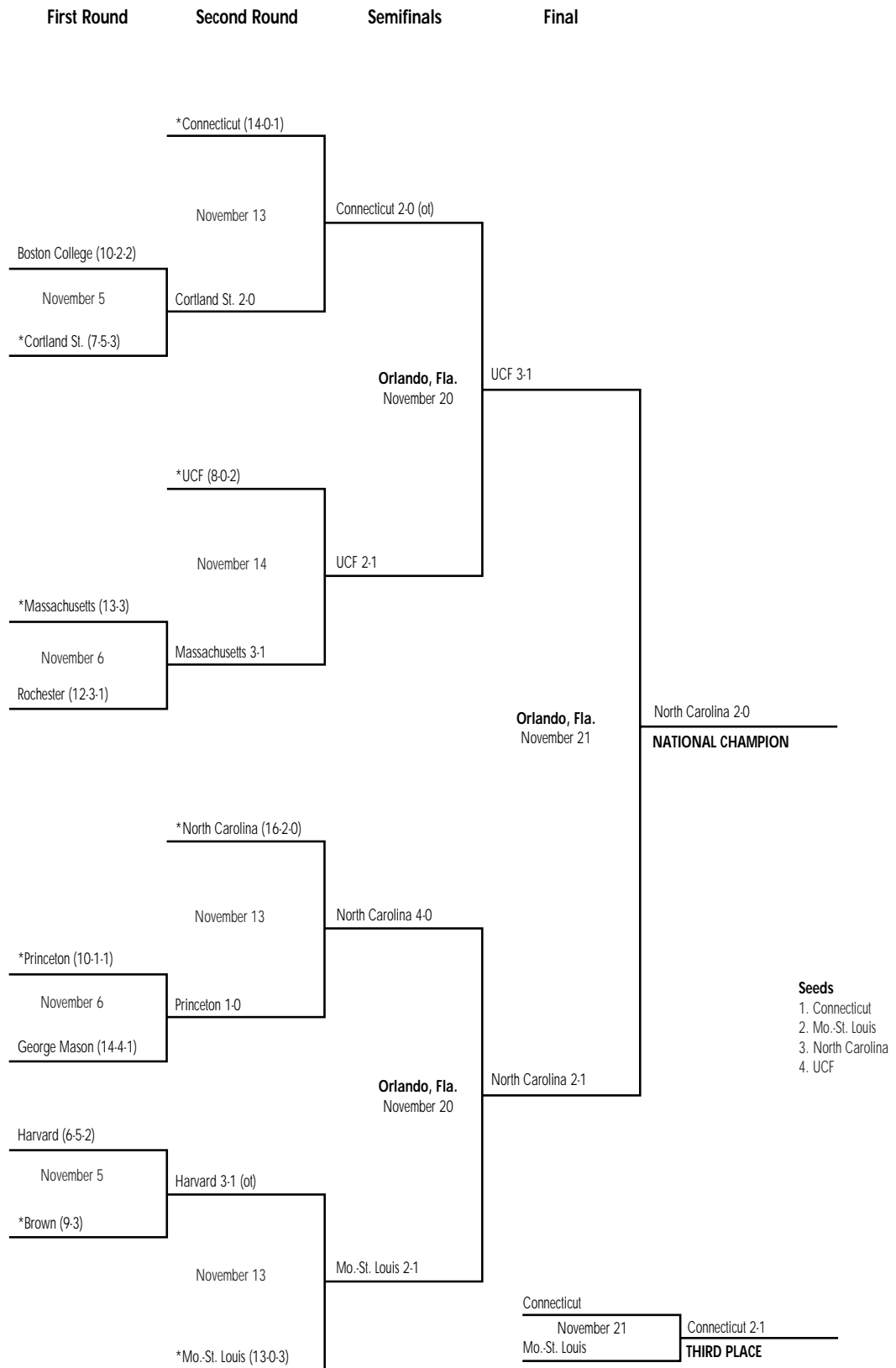
0.00—Rochester, 3 games, 1987; Ithaca, 4 games, 1991; Cortland St., 4 games, 1992; Ohio Wesleyan, 5 games, 2002.

Women's Championship Brackets

Division I Brackets	286
Division II Brackets.....	308
Division III Brackets.....	319



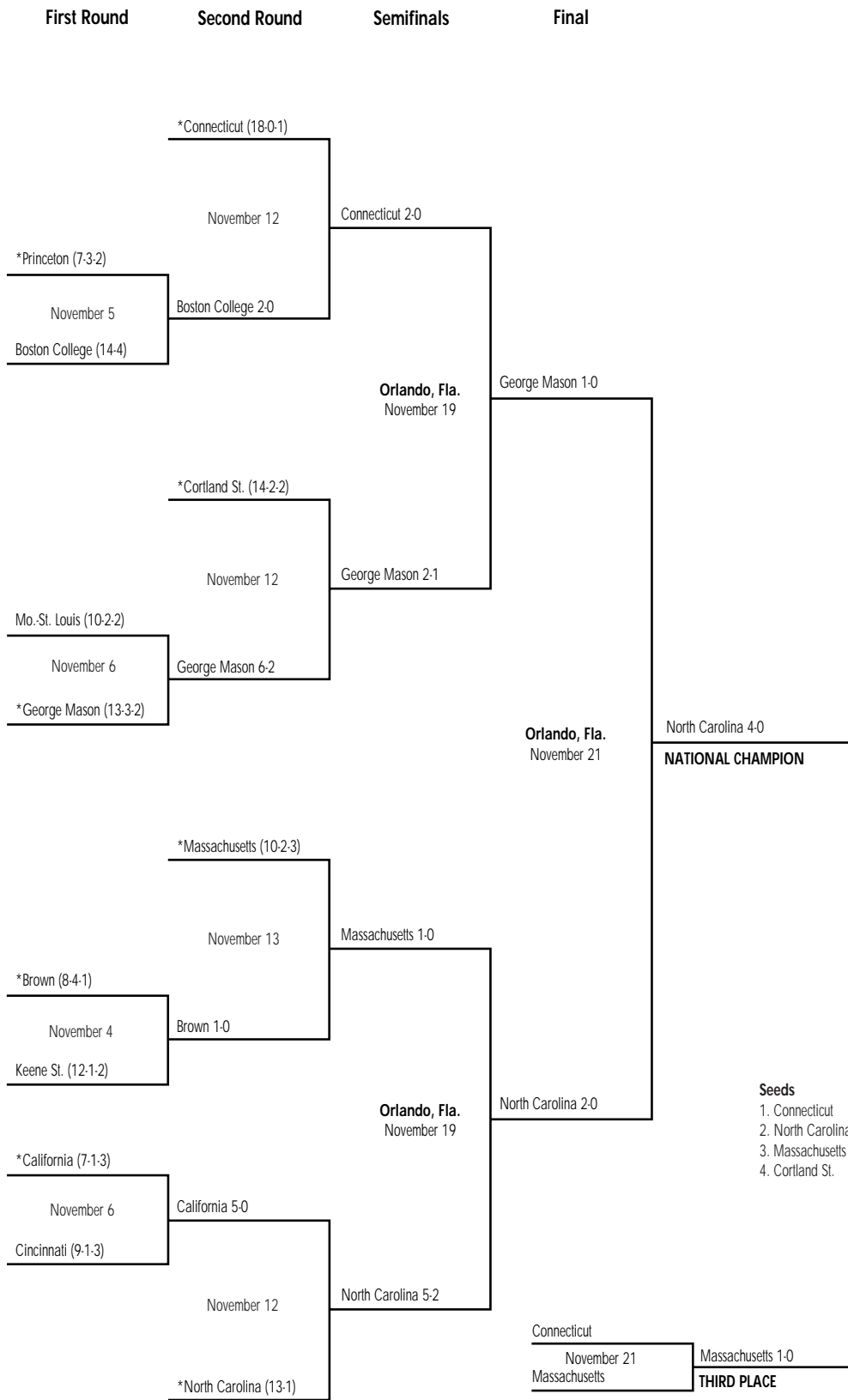
1982 Division I Women's Championship Bracket



- Seeds**
1. Connecticut
 2. Mo.-St. Louis
 3. North Carolina
 4. UCF

*Host institution.

1983 Division I Women's Championship Bracket

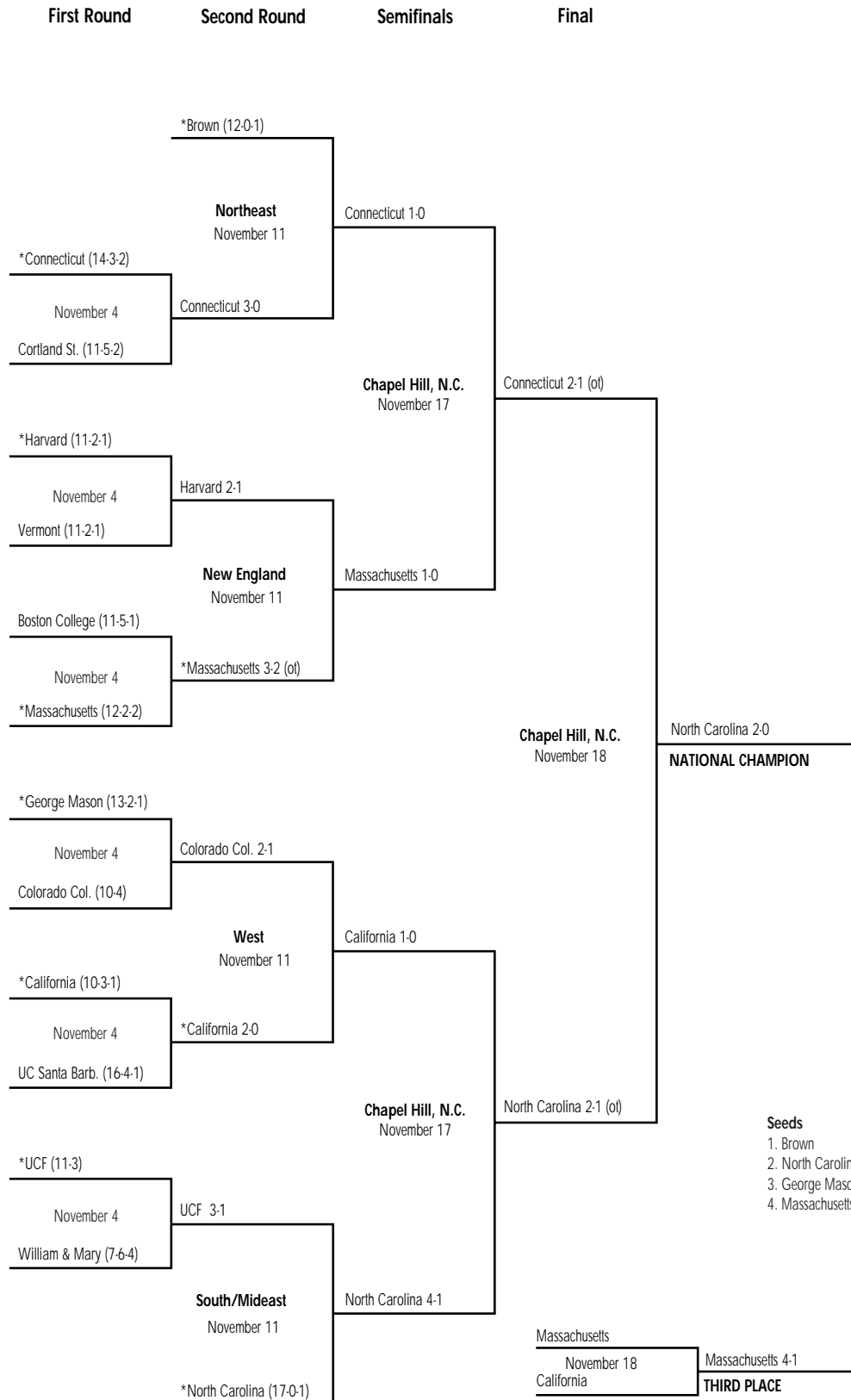


- Seeds**
1. Connecticut
 2. North Carolina
 3. Massachusetts
 4. Cortland St.

*Host institution.

WOMEN'S BRACKETS

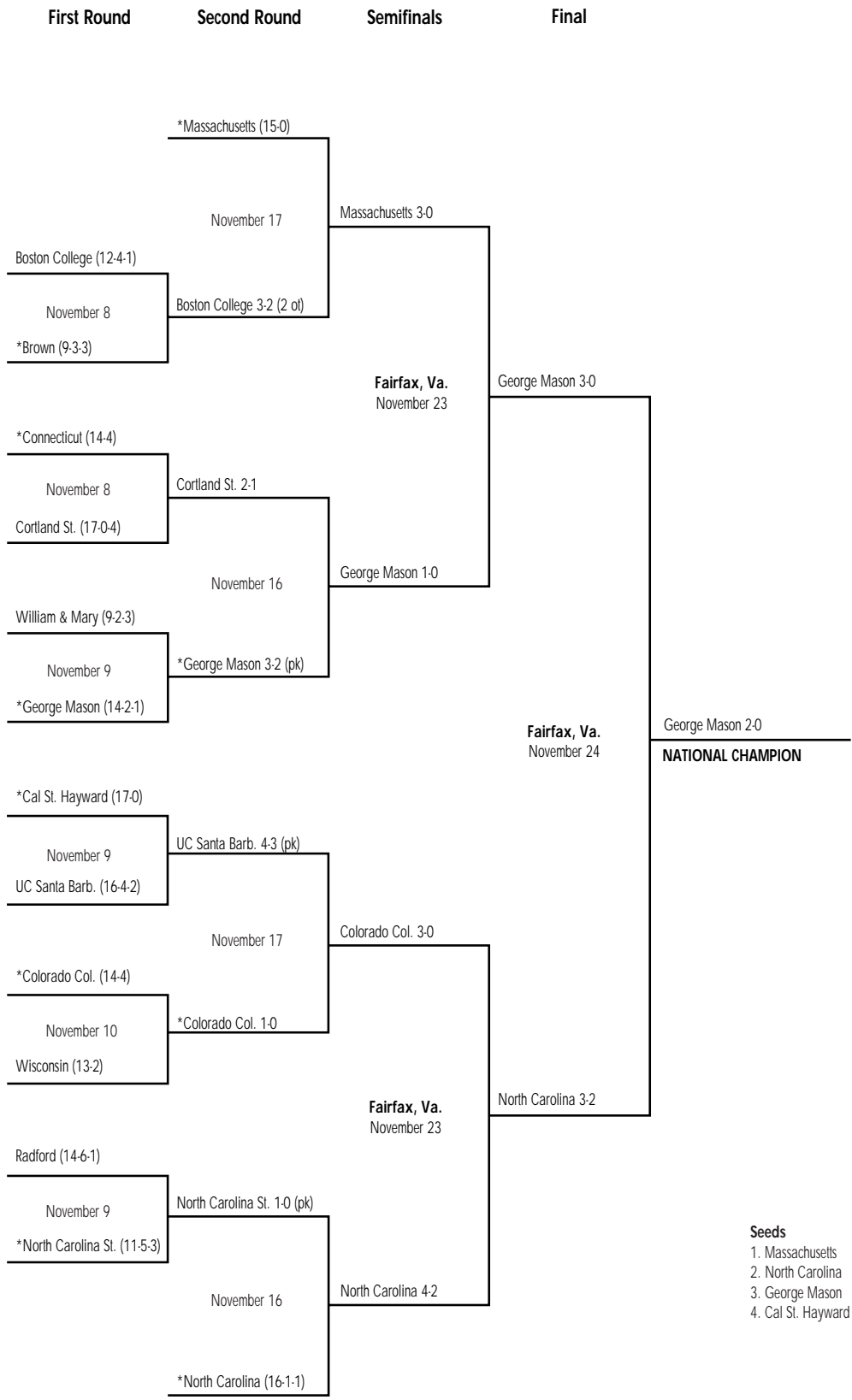
1984 Division I Women's Championship Bracket



- Seeds**
1. Brown
 2. North Carolina
 3. George Mason
 4. Massachusetts

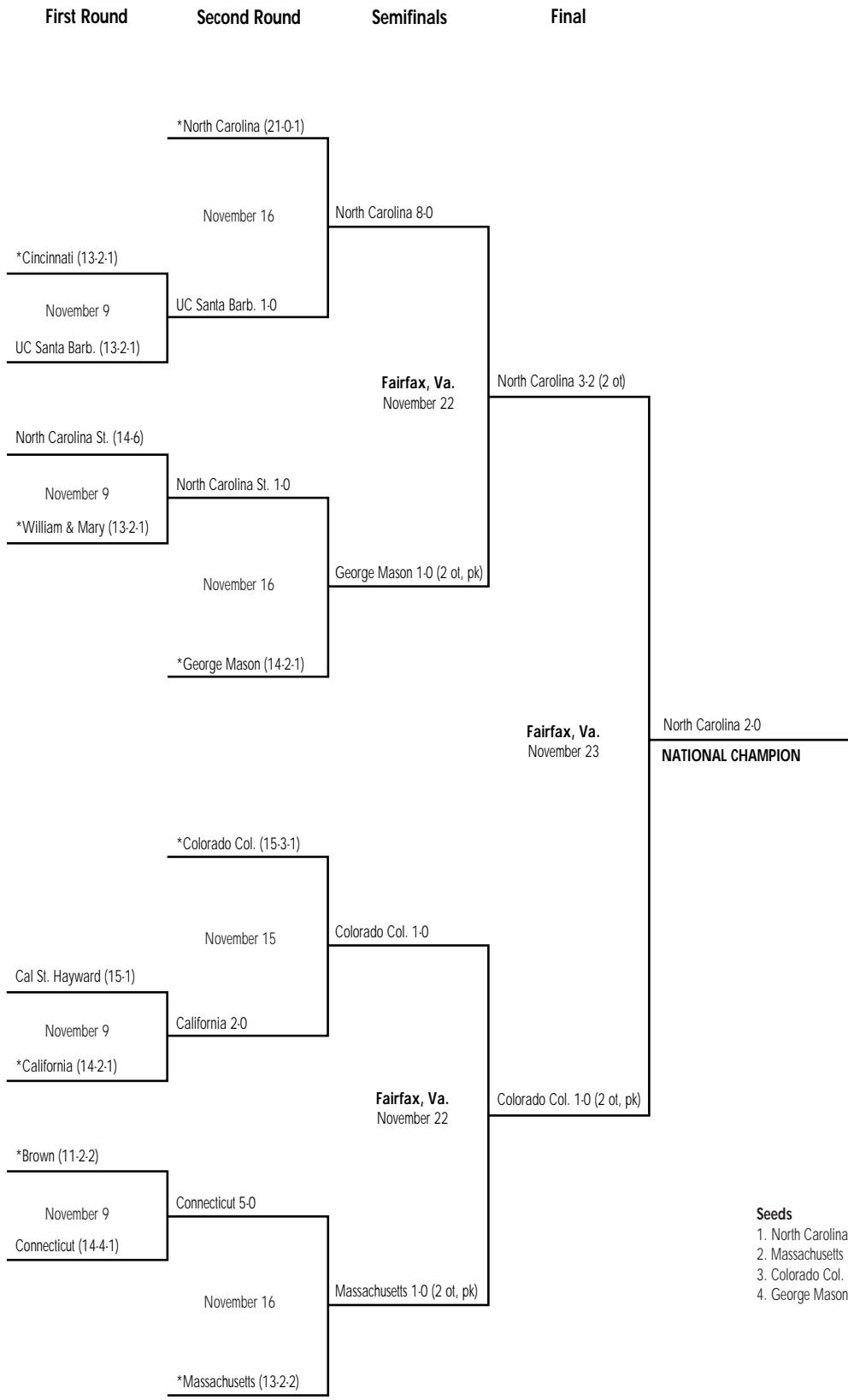
*Host institution.

1985 Division I Women's Championship Bracket



WOMEN'S BRACKETS

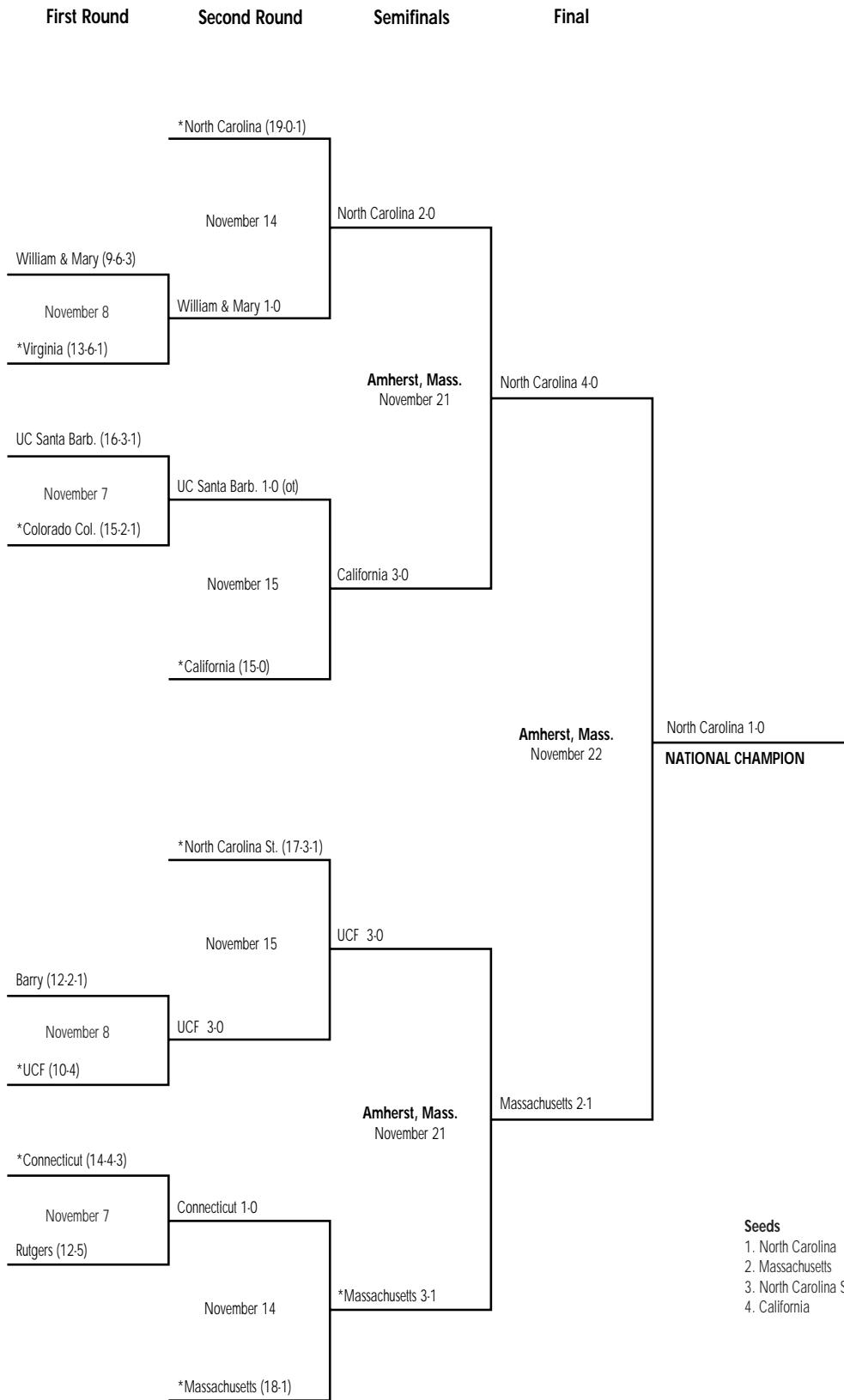
1986 Division I Women's Championship Bracket



- Seeds**
1. North Carolina
 2. Massachusetts
 3. Colorado Col.
 4. George Mason

*Host institution.

1987 Division I Women's Championship Bracket

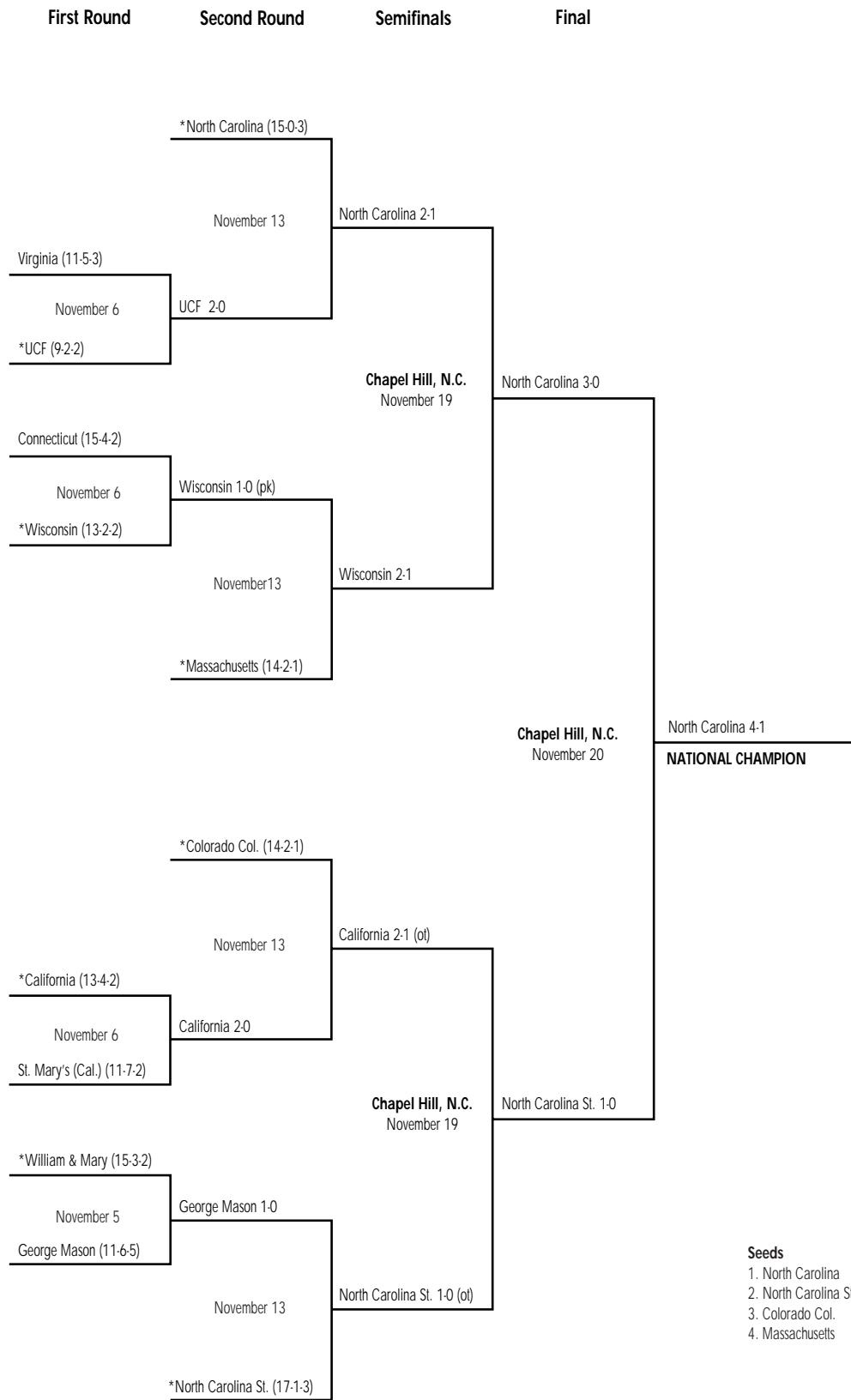


- Seeds**
1. North Carolina
 2. Massachusetts
 3. North Carolina St.
 4. California

*Host institution.

WOMEN'S BRACKETS

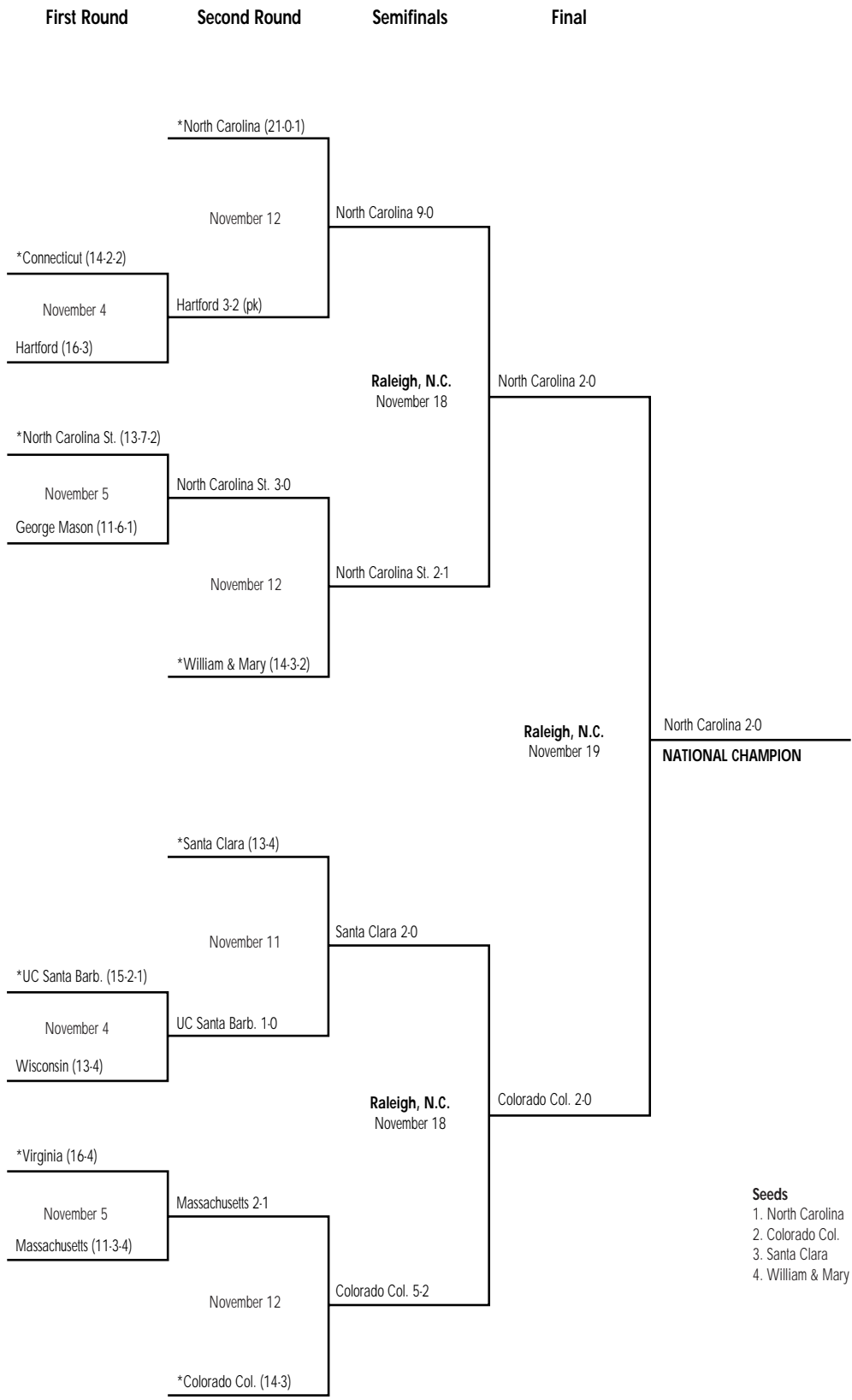
1988 Division I Women's Championship Bracket



- Seeds**
1. North Carolina
 2. North Carolina St.
 3. Colorado Col.
 4. Massachusetts

*Host institution.

1989 Division I Women's Championship Bracket

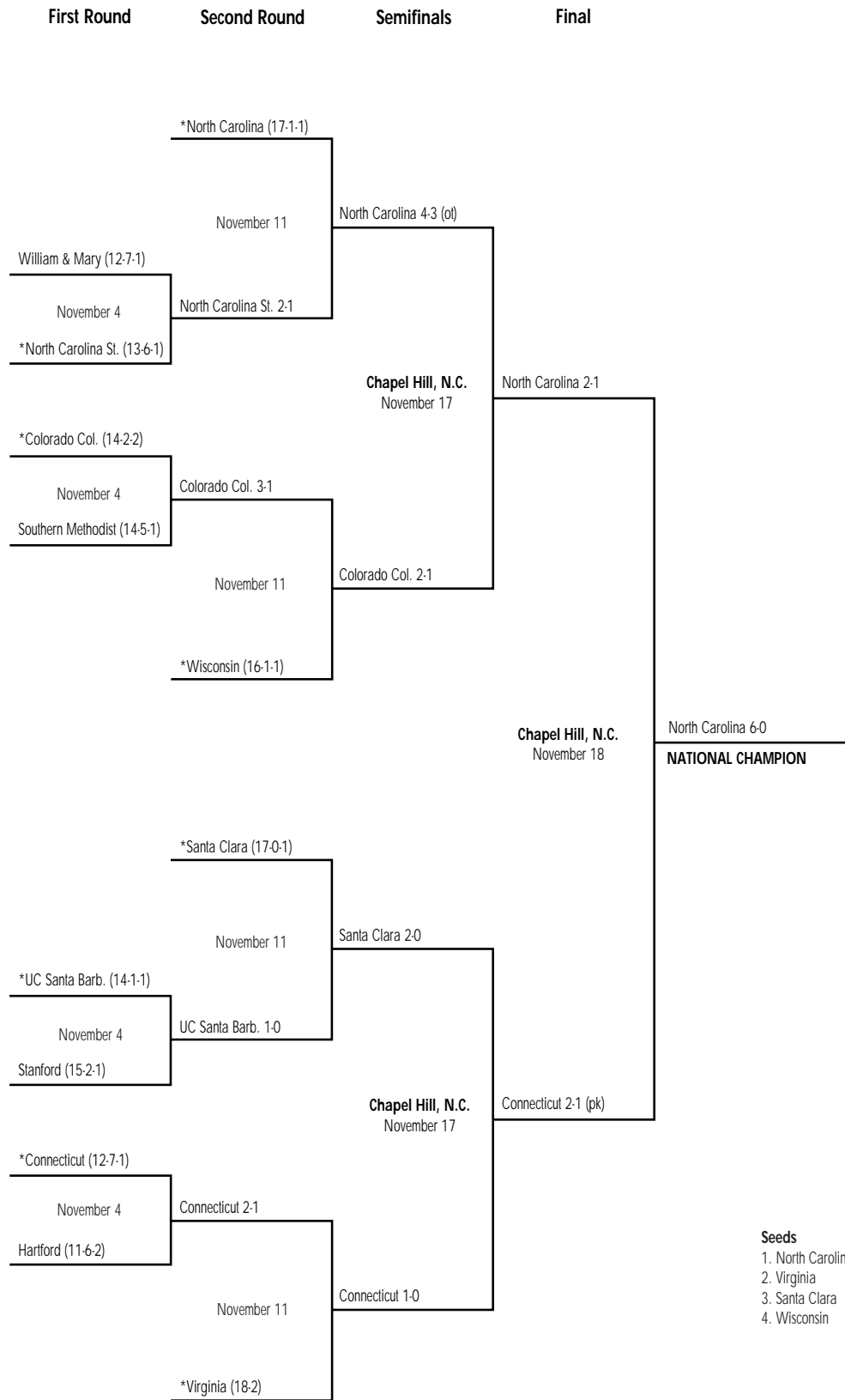


- Seeds**
1. North Carolina
 2. Colorado Col.
 3. Santa Clara
 4. William & Mary

*Host institution.

WOMEN'S BRACKETS

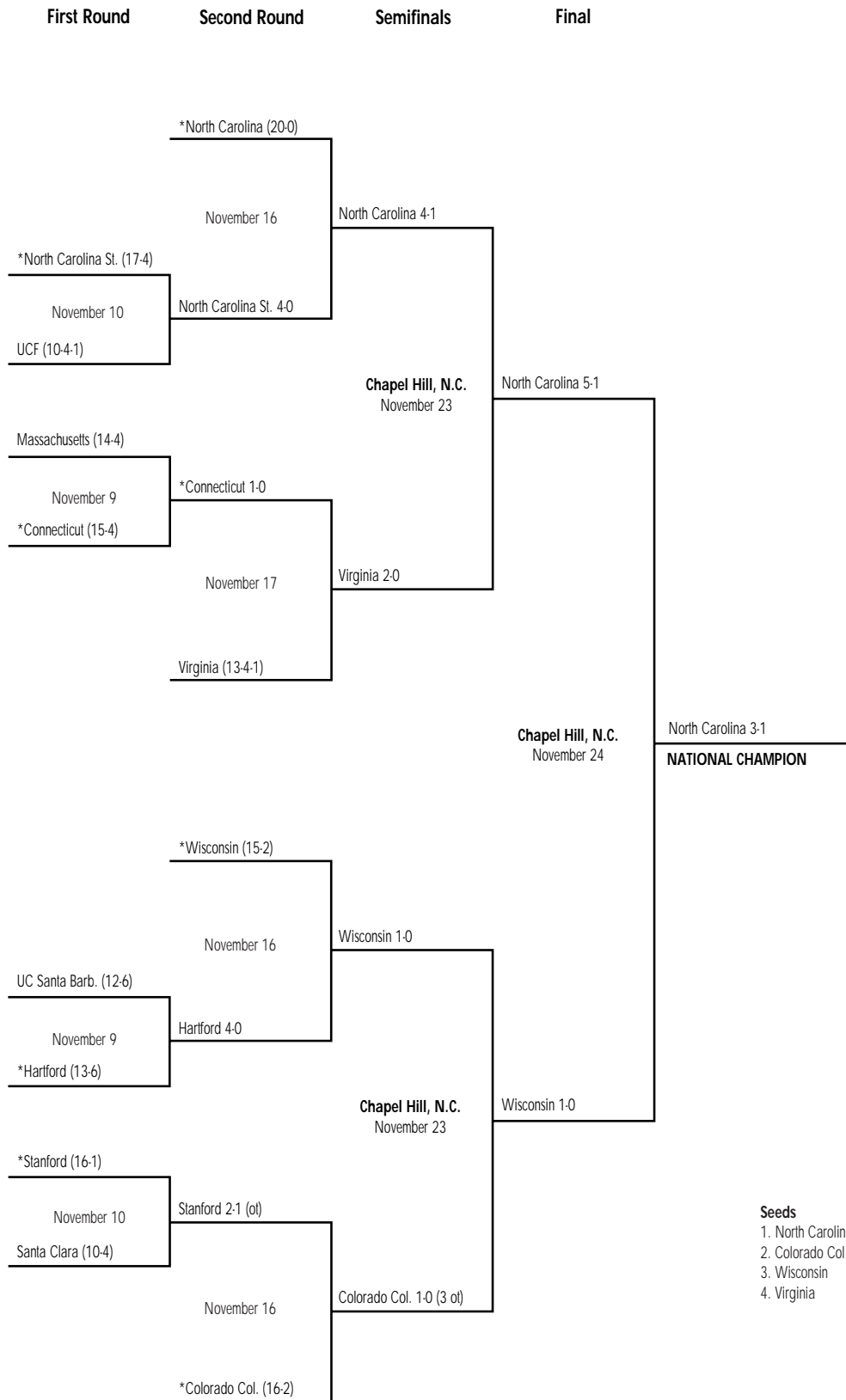
1990 Division I Women's Championship Bracket



- Seeds**
1. North Carolina
 2. Virginia
 3. Santa Clara
 4. Wisconsin

*Host institution.

1991 Division I Women's Championship Bracket

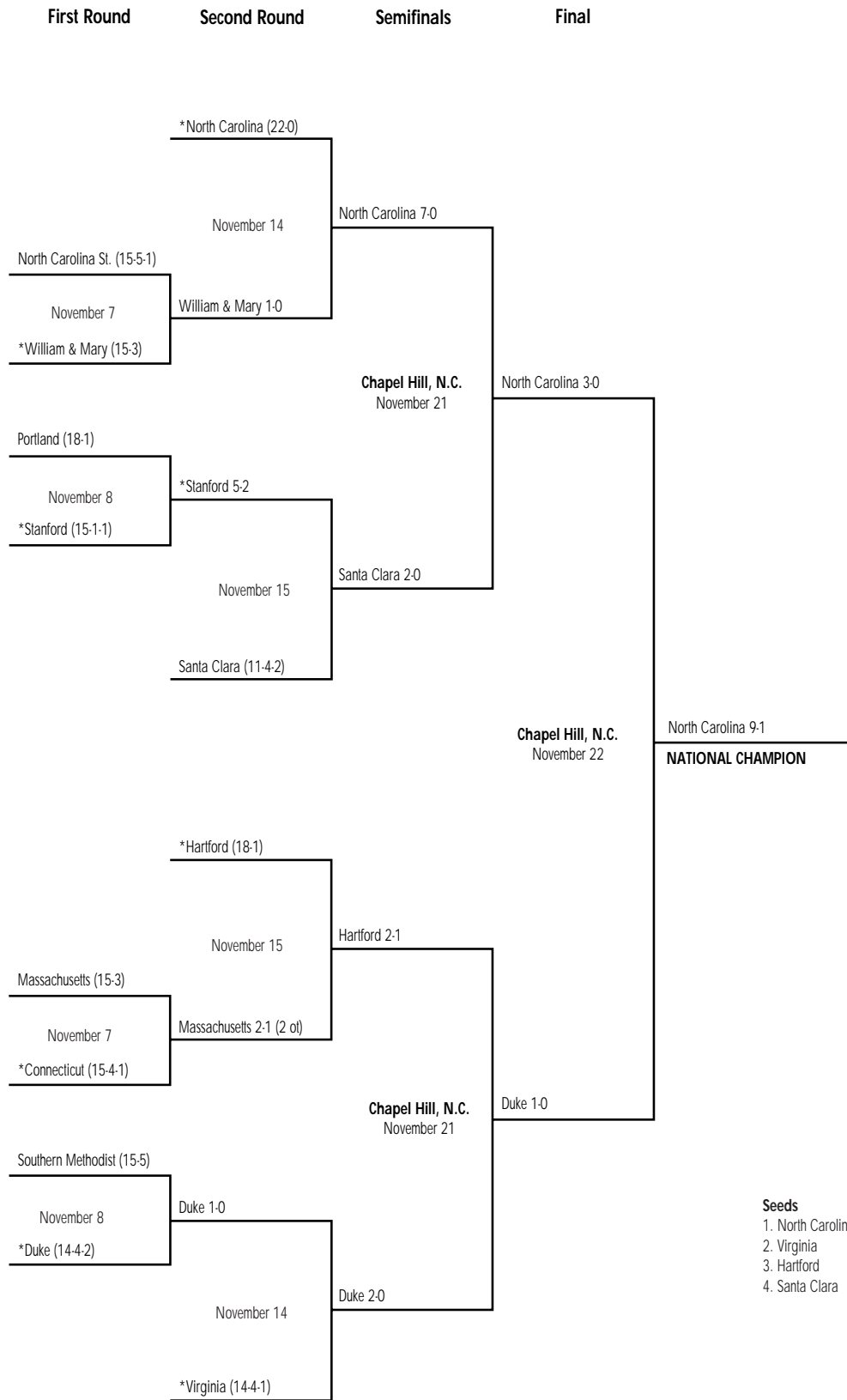


- Seeds**
1. North Carolina
 2. Colorado Col.
 3. Wisconsin
 4. Virginia

*Host institution.

WOMEN'S BRACKETS

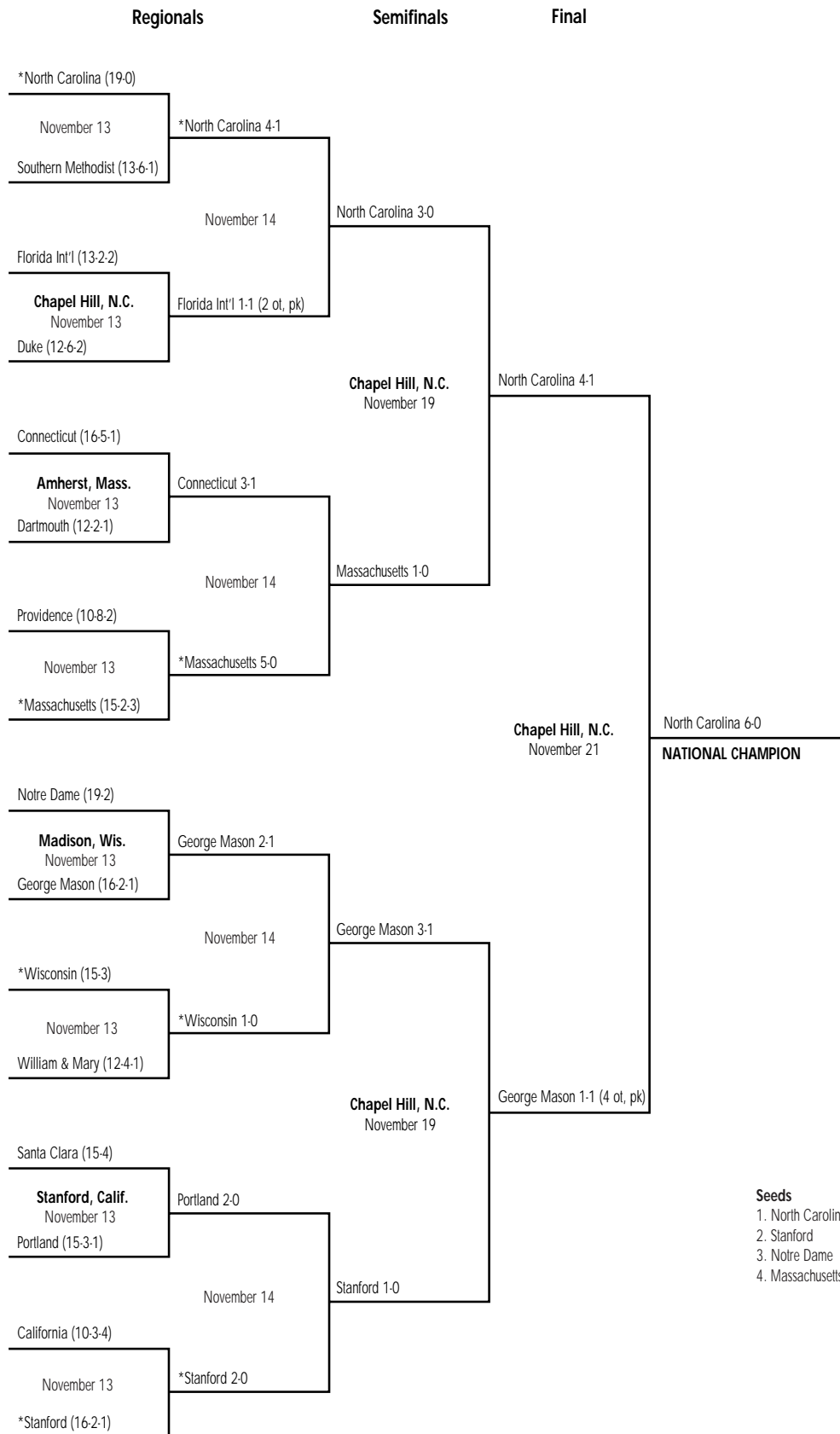
1992 Division I Women's Championship Bracket



- Seeds**
1. North Carolina
 2. Virginia
 3. Hartford
 4. Santa Clara

*Host institution.

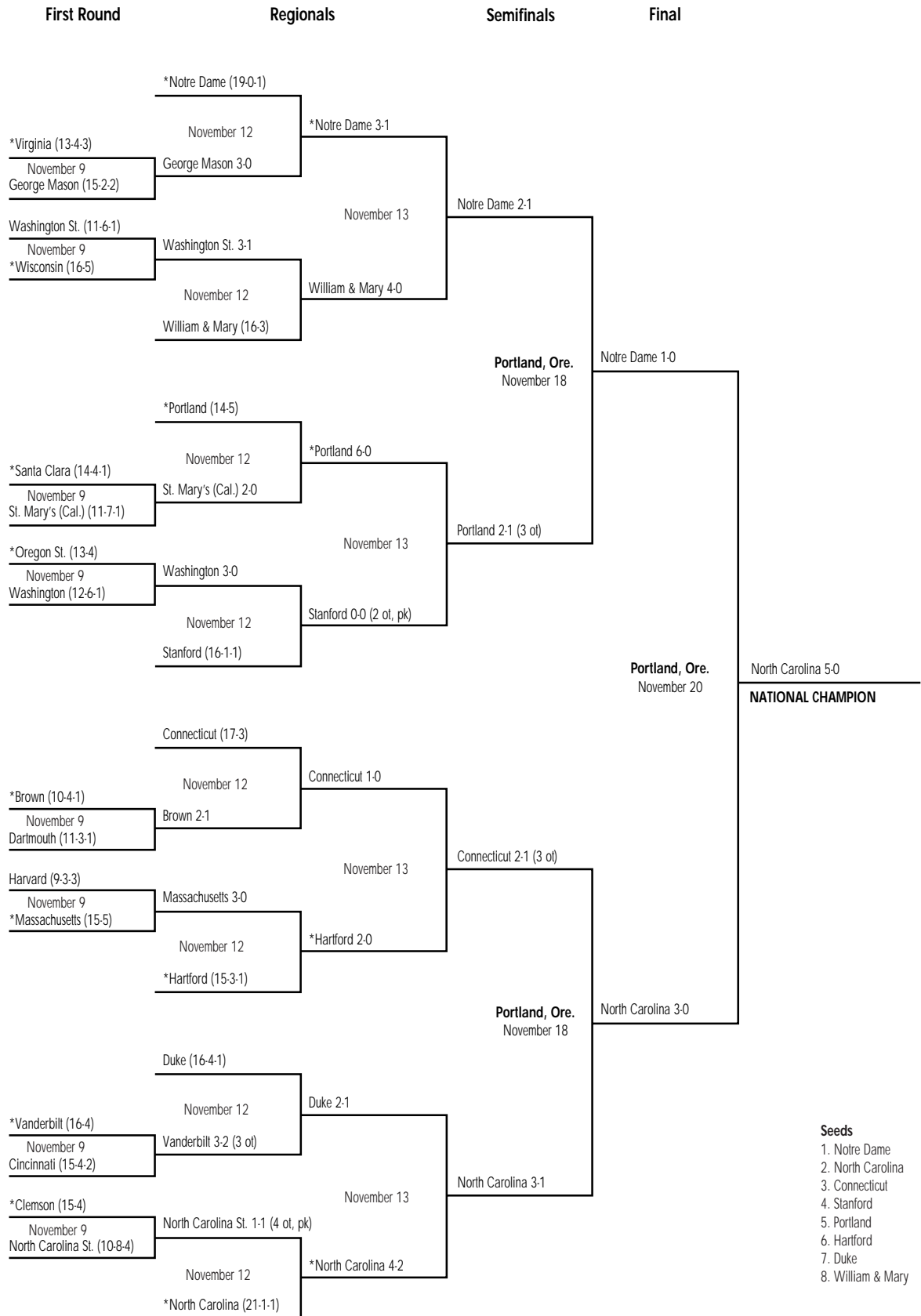
1993 Division I Women's Championship Bracket



*Host institution.

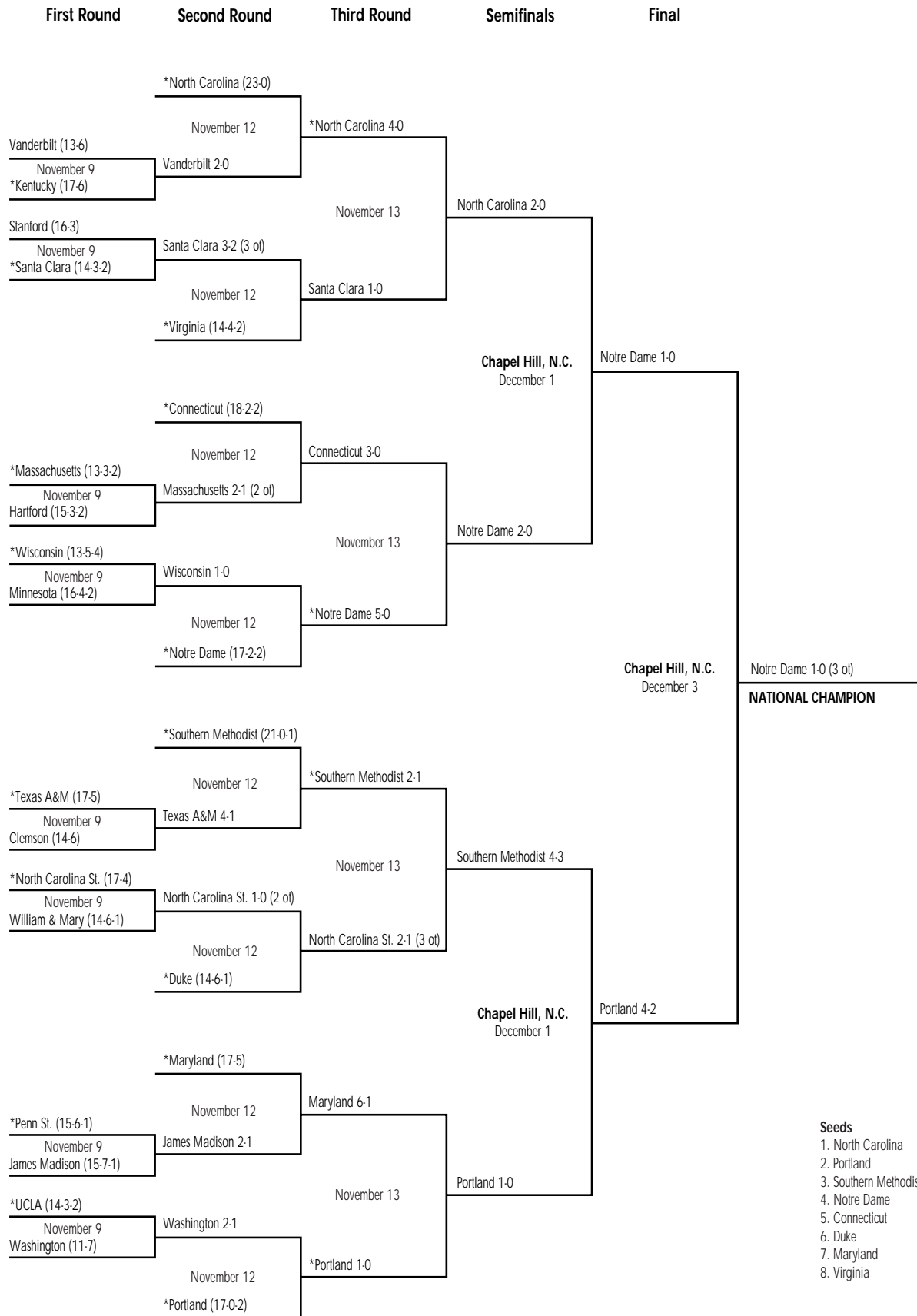
WOMEN'S BRACKETS

1994 Division I Women's Championship Bracket



*Host institution.

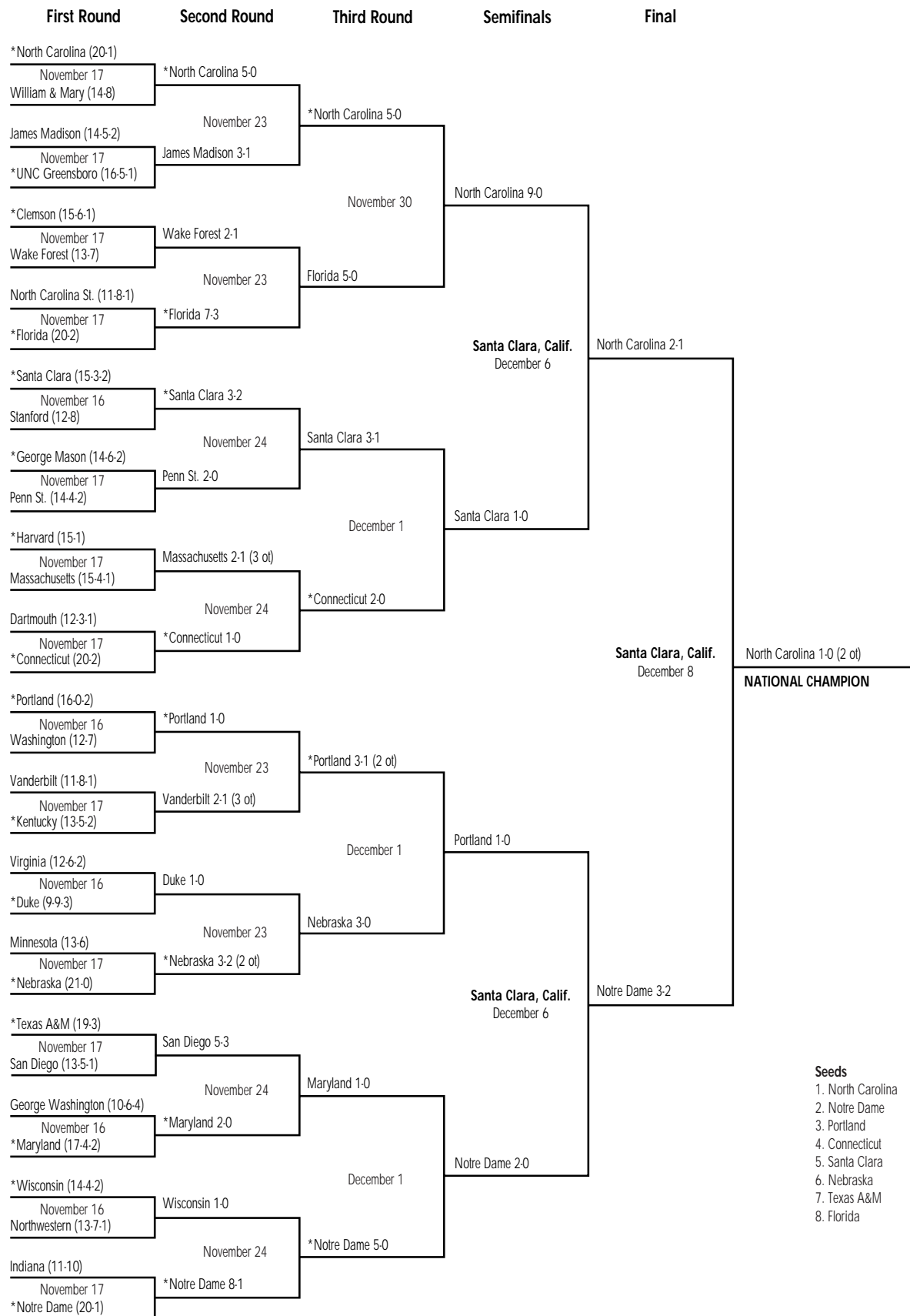
1995 Division I Women's Championship Bracket



WOMEN'S BRACKETS

*Host institution.

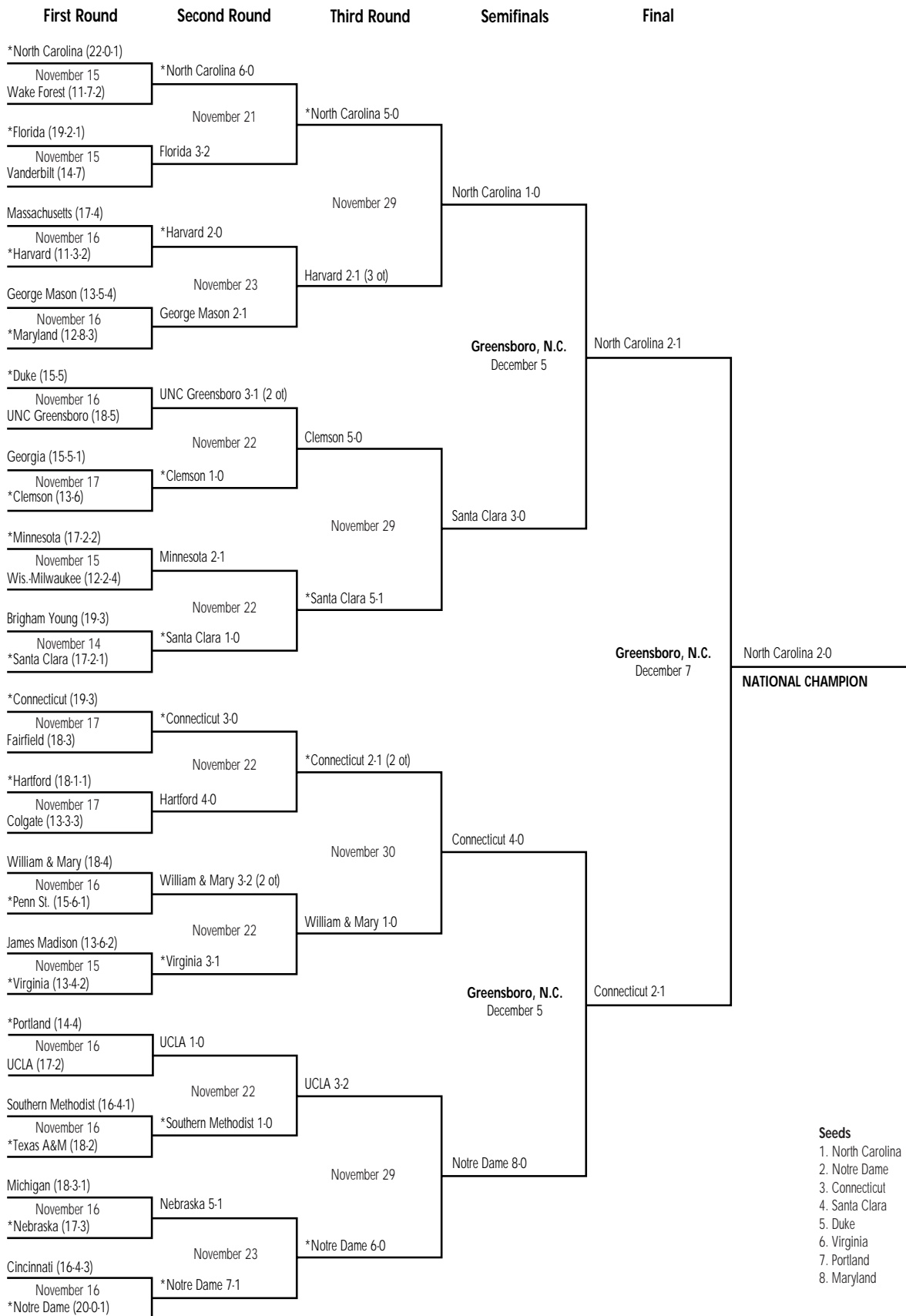
1996 Division I Women's Championship Bracket



*Host institution.

- Seeds**
1. North Carolina
 2. Notre Dame
 3. Portland
 4. Connecticut
 5. Santa Clara
 6. Nebraska
 7. Texas A&M
 8. Florida

1997 Division I Women's Championship Bracket

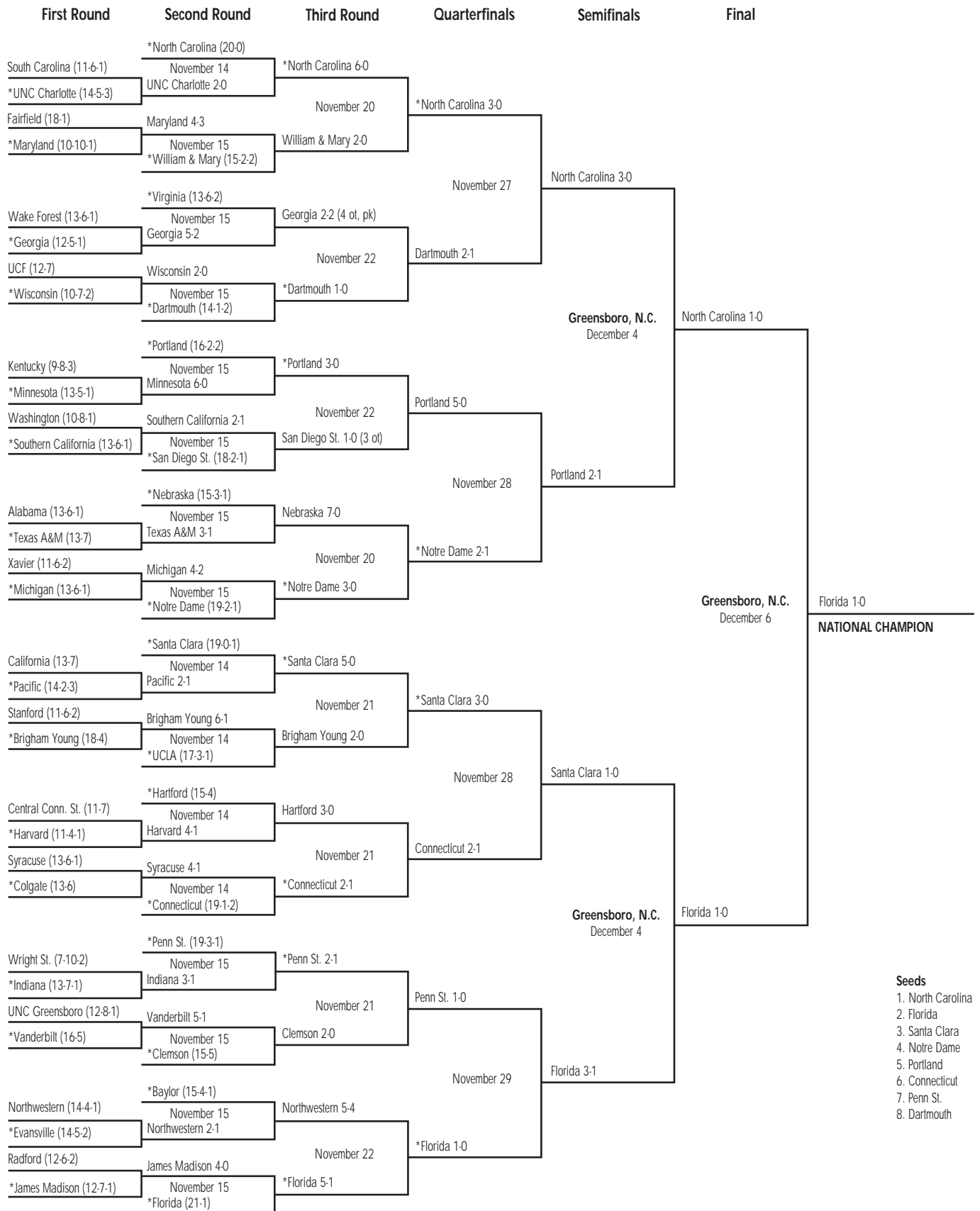


- Seeds**
1. North Carolina
 2. Notre Dame
 3. Connecticut
 4. Santa Clara
 5. Duke
 6. Virginia
 7. Portland
 8. Maryland

*Host institution.



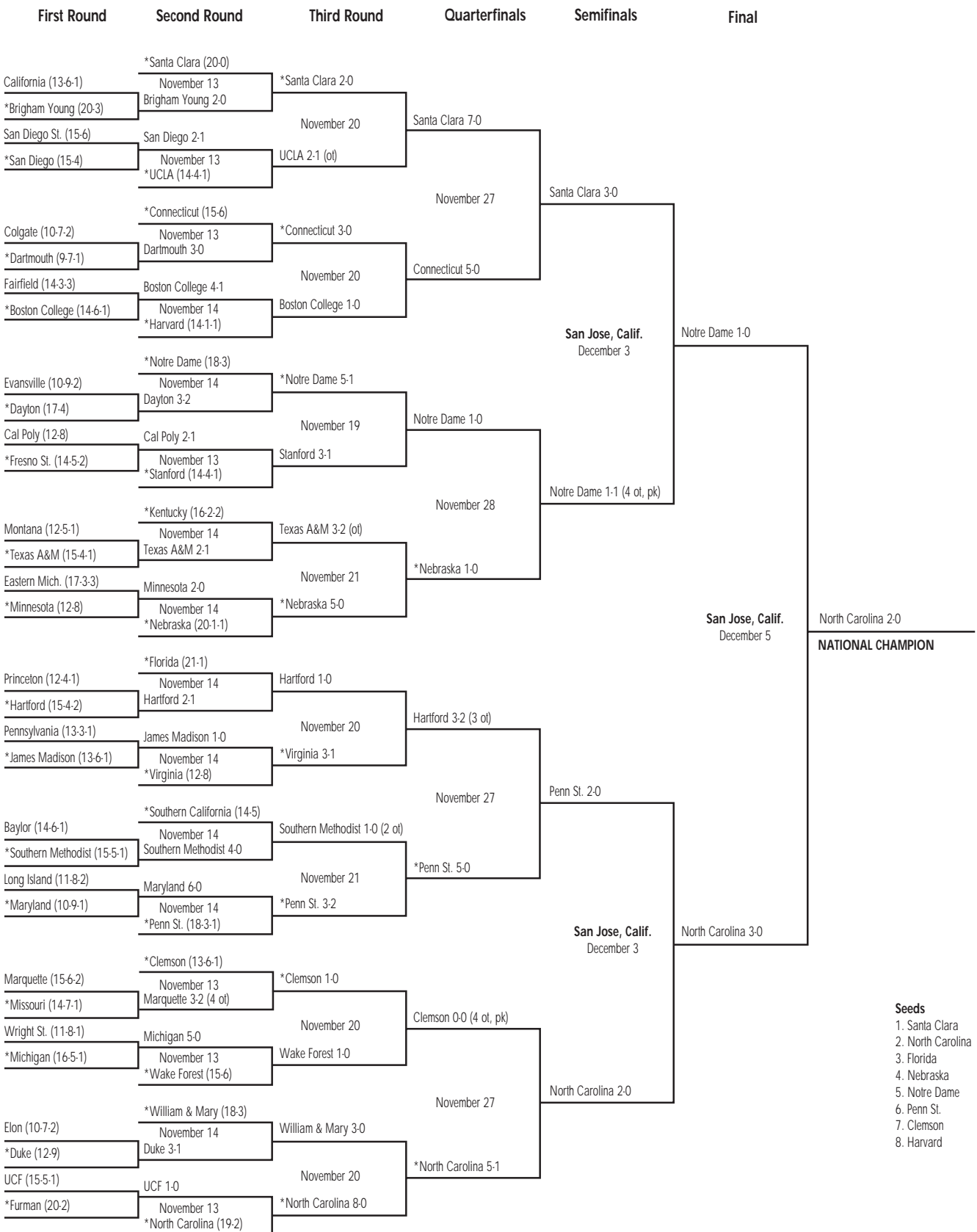
1998 Division I Women's Championship Bracket



- Seeds**
1. North Carolina
 2. Florida
 3. Santa Clara
 4. Notre Dame
 5. Portland
 6. Connecticut
 7. Penn St.
 8. Dartmouth

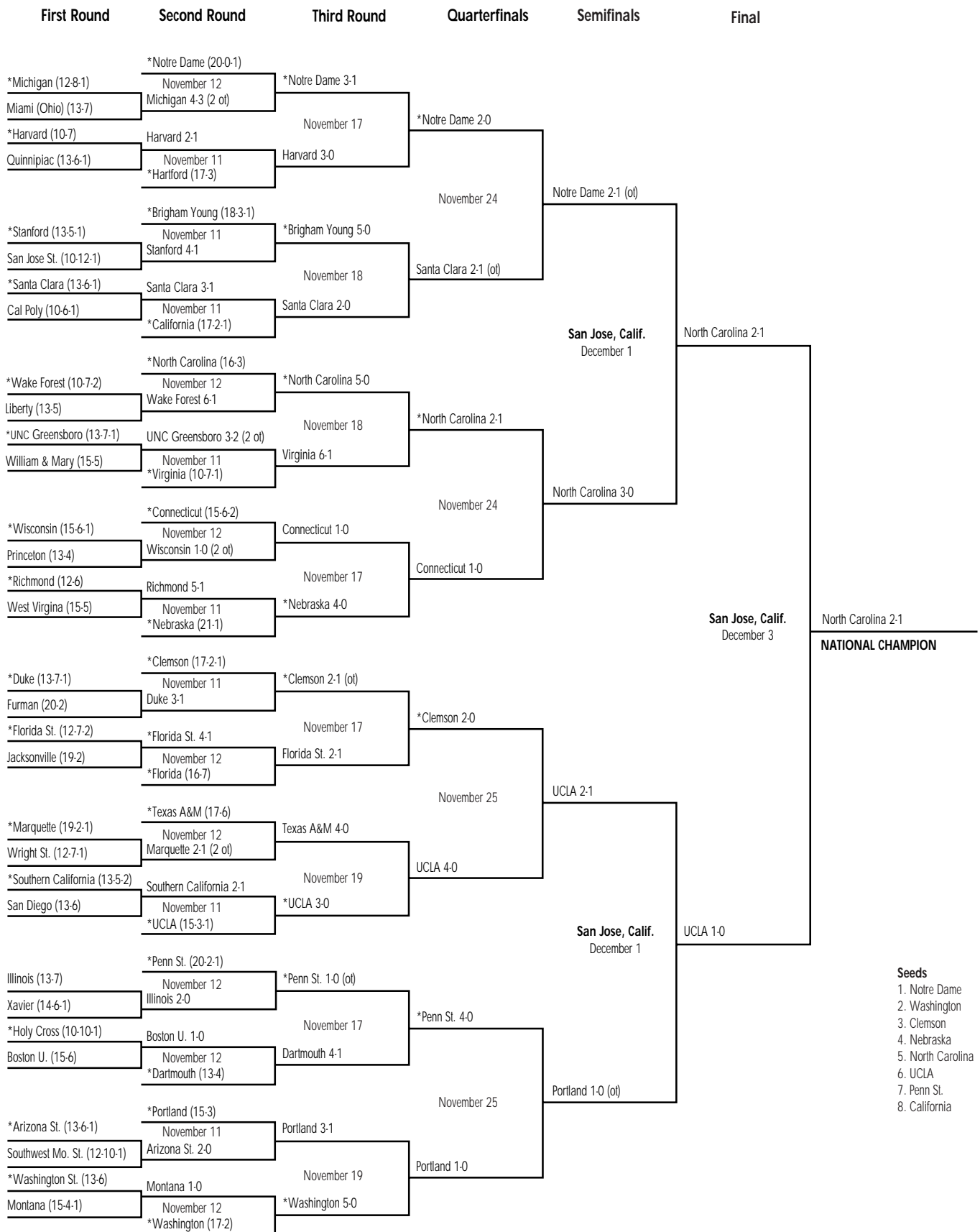
*Host institution. All first-round games played November 11.

1999 Division I Women's Championship Bracket



WOMEN'S BRACKETS


2000 Division I Women's Championship Bracket



- Seeds**
1. Notre Dame
 2. Washington
 3. Clemson
 4. Nebraska
 5. North Carolina
 6. UCLA
 7. Penn St.
 8. California

*Host institution. All first-round games played November 8.


2001 Division I Women's Championship Bracket



*Host institution. All first-round games played November 15 or 16.


WOMEN'S BRACKETS

2002 Division I Women's Championship Bracket



*Host institution. All first-round games played November 15 or 16.

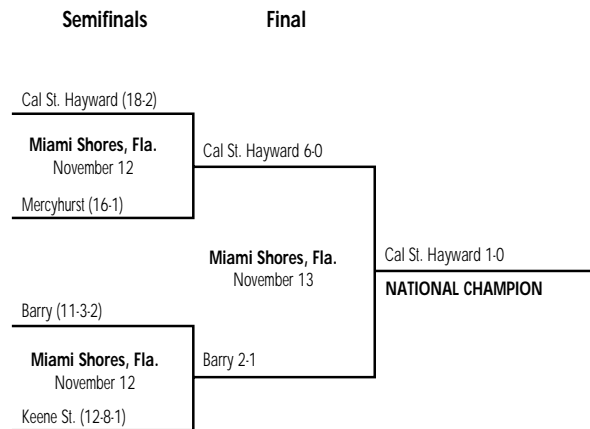
2003 Division I Women's Championship Bracket



*Host institution

- Seeds**
1. North Carolina
 2. Notre Dame
 3. Florida
 4. UCLA
 5. Penn St.
 6. West Virginia
 7. Virginia
 8. Portland
 9. Santa Clara
 10. Colorado
 11. Florida St.
 12. Duke
 13. Kansas
 14. Tennessee
 15. Boston College
 16. Illinois


1988 Division II Women's Championship Bracket



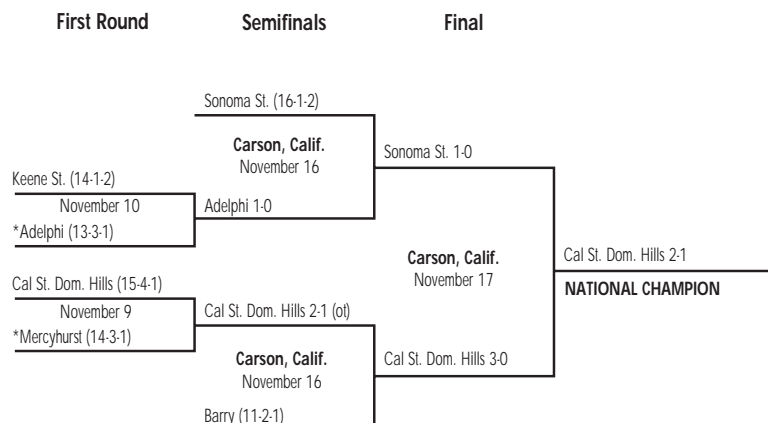
1989 Division II Women's Championship Bracket



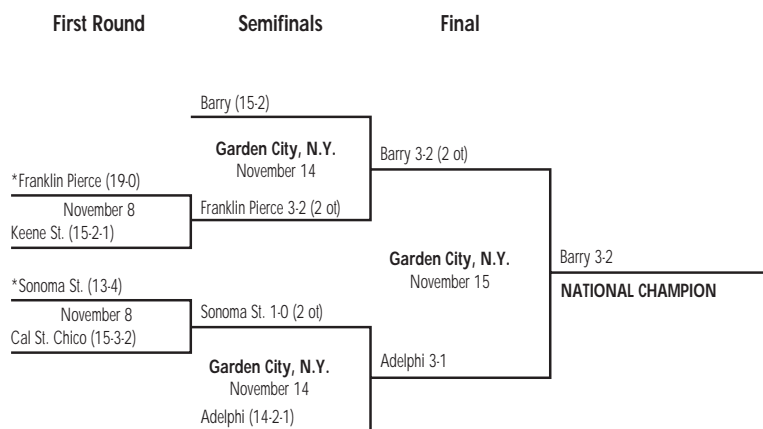
1990 Division II Women's Championship Bracket



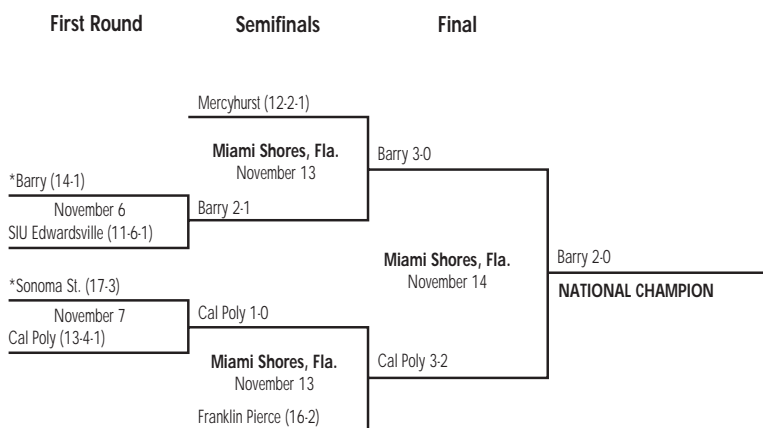
1991 Division II Women's Championship Bracket



1992 Division II Women's Championship Bracket

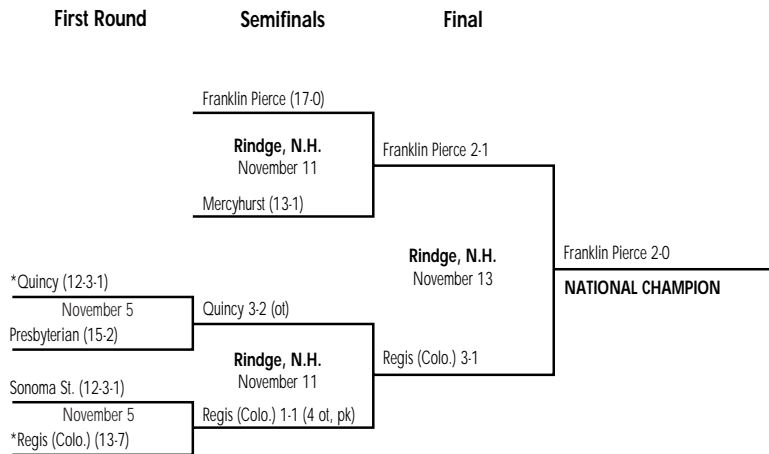


1993 Division II Women's Championship Bracket



*Host institution.

1994 Division II Women's Championship Bracket

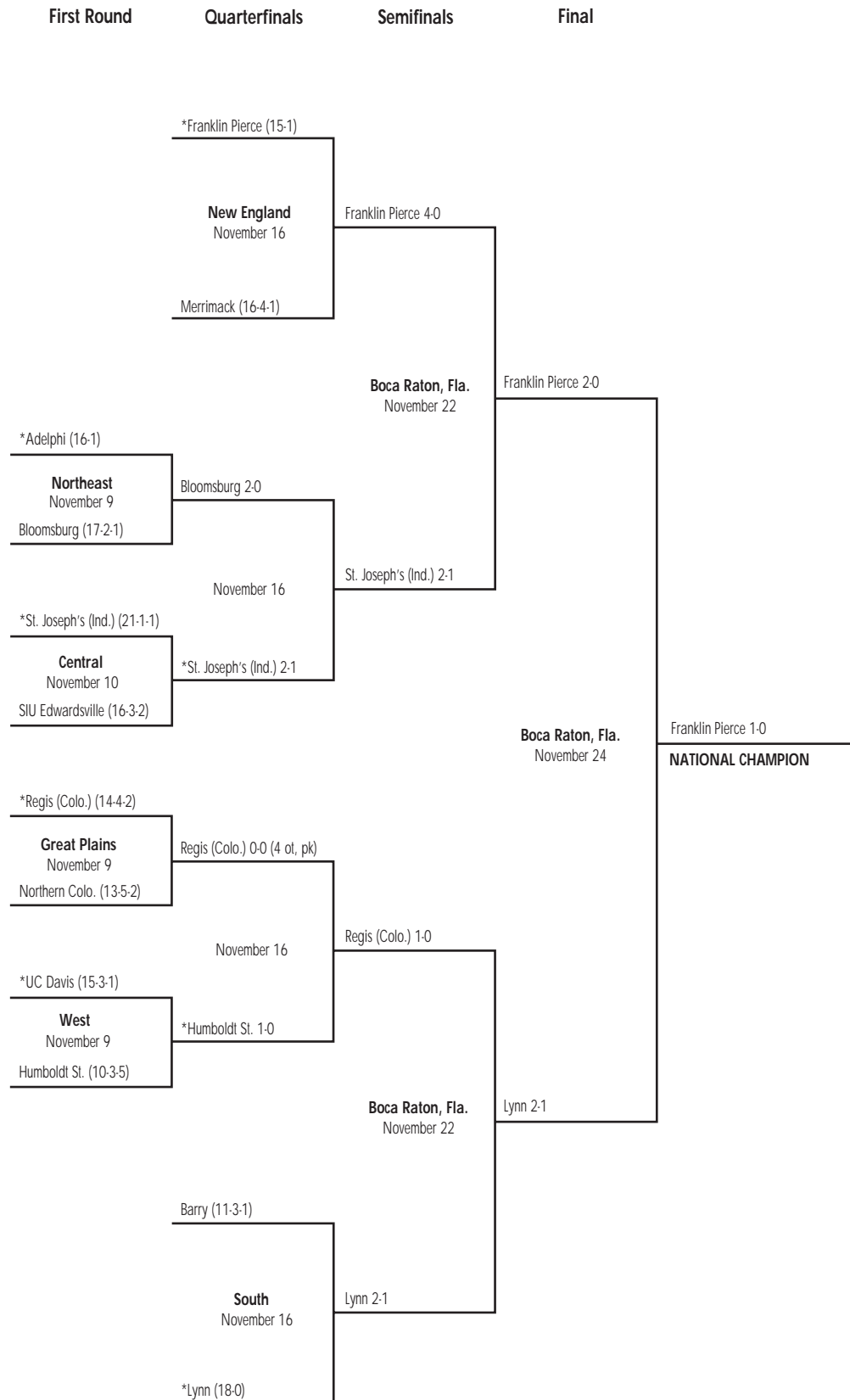


1995 Division II Women's Championship Bracket



*Host institution.

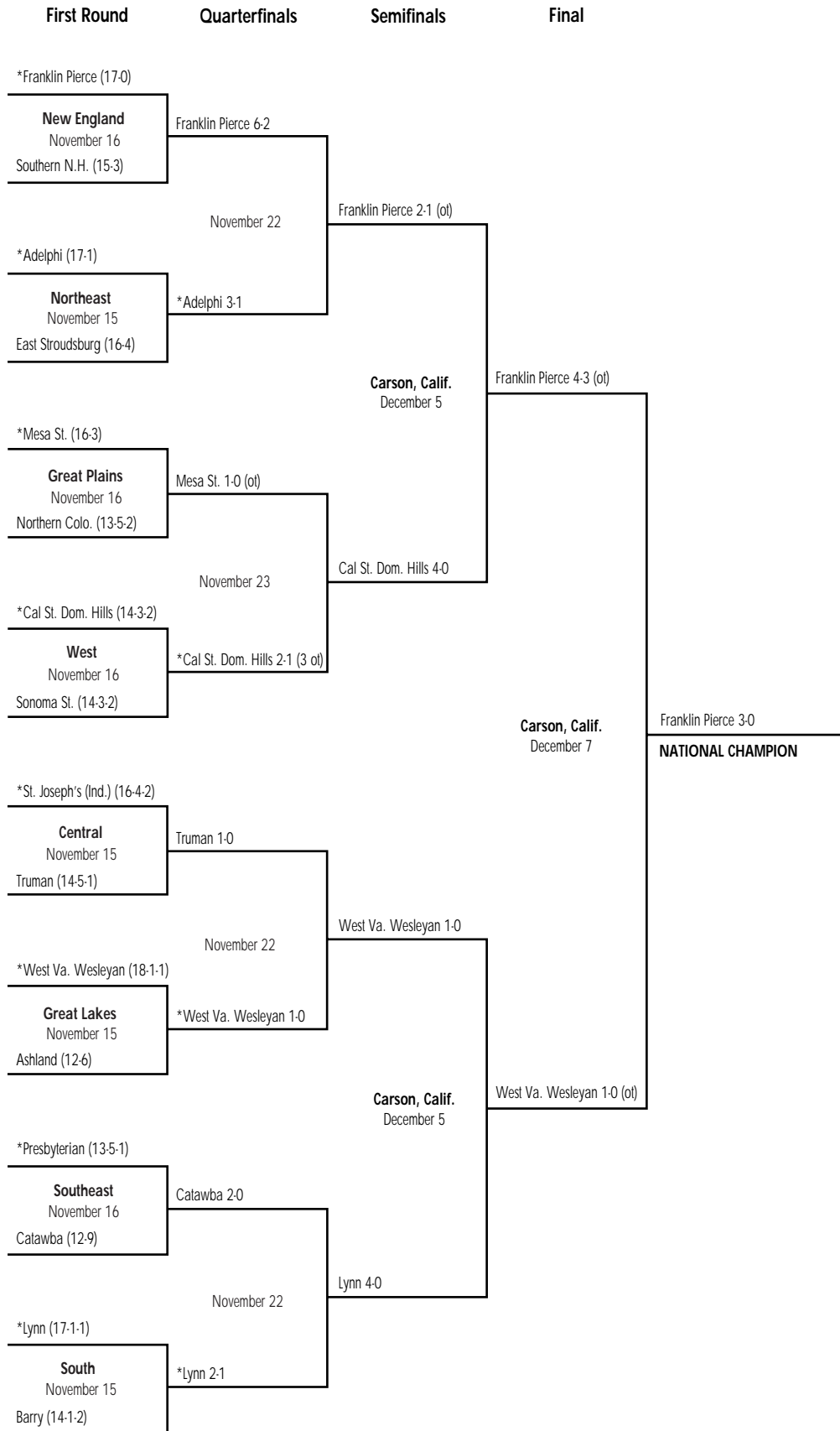
1996 Division II Women's Championship Bracket



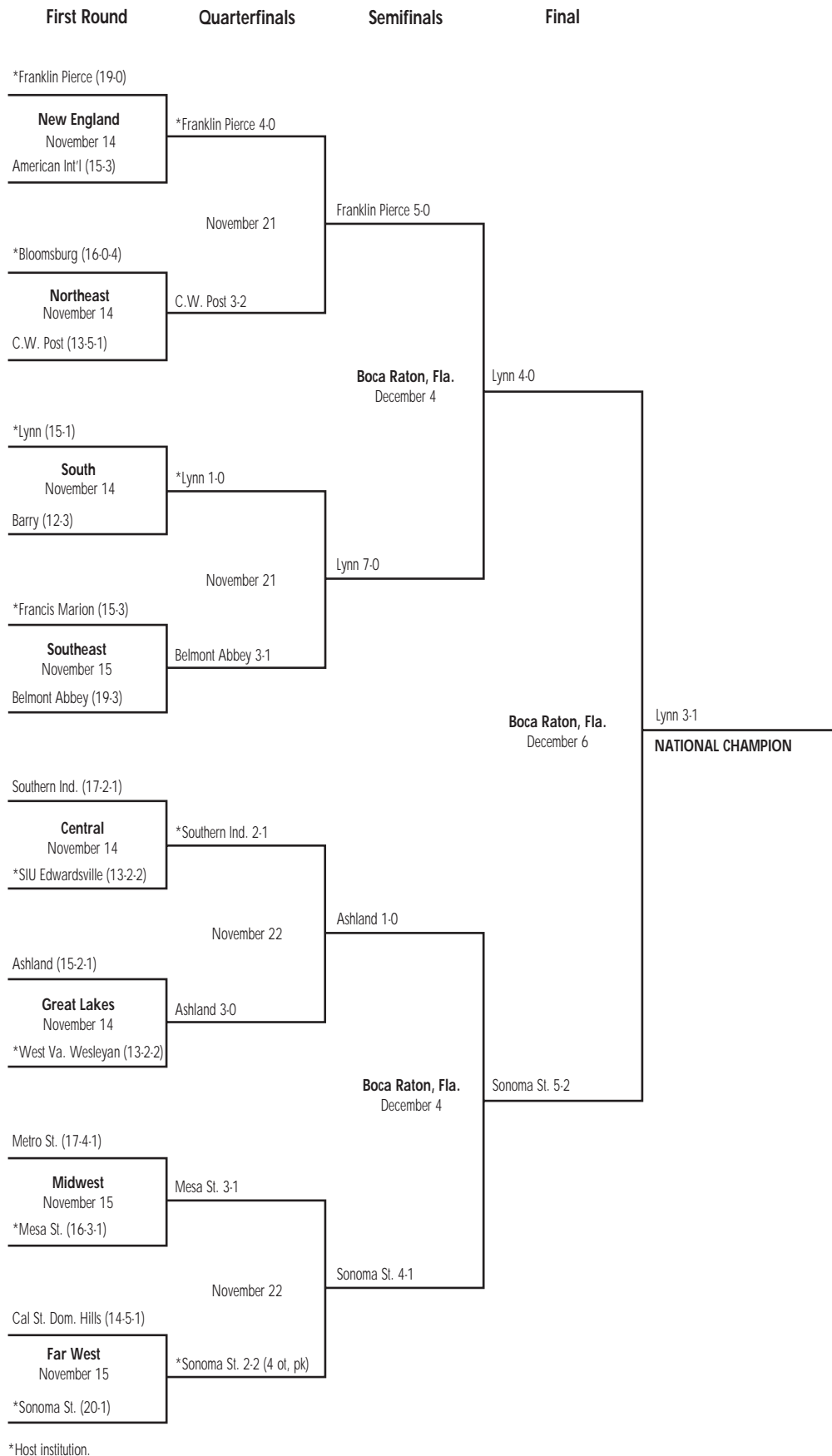
*Host institution.

WOMEN'S BRACKETS

1997 Division II Women's Championship Bracket



1998 Division II Women's Championship Bracket

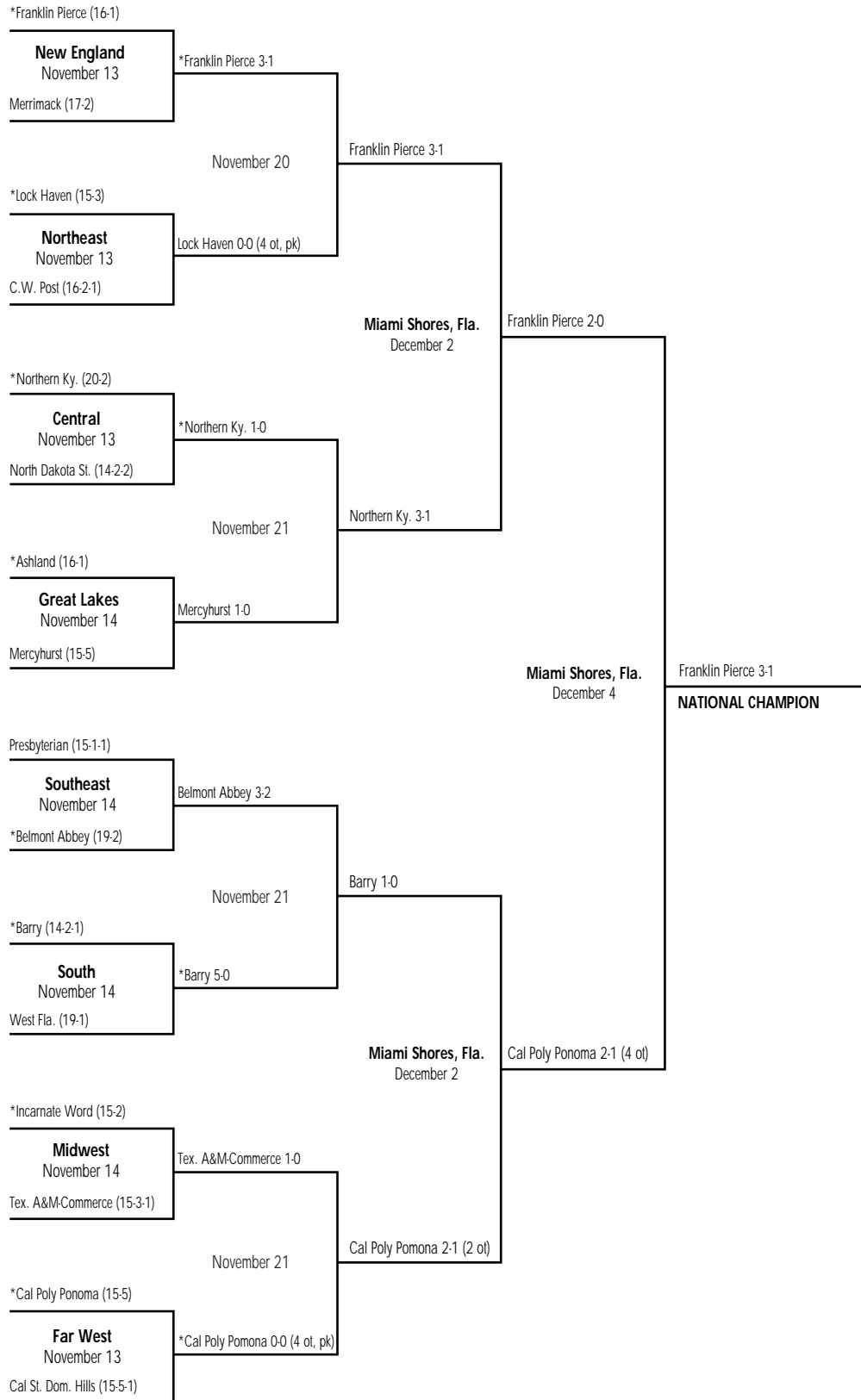


*Host institution.

WOMEN'S BRACKETS

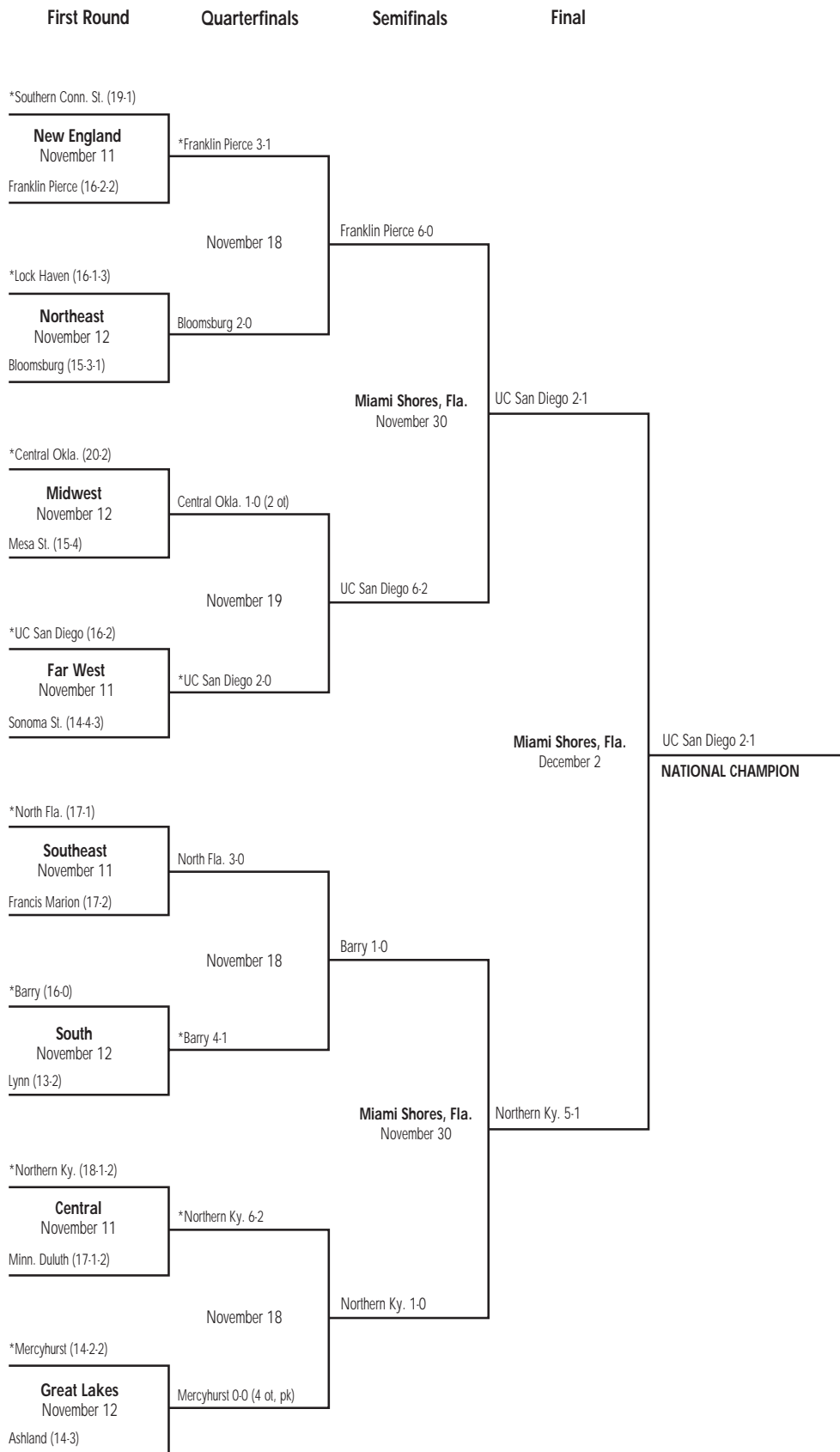
1999 Division II Women's Championship Bracket

First Round Quarterfinals Semifinals Final



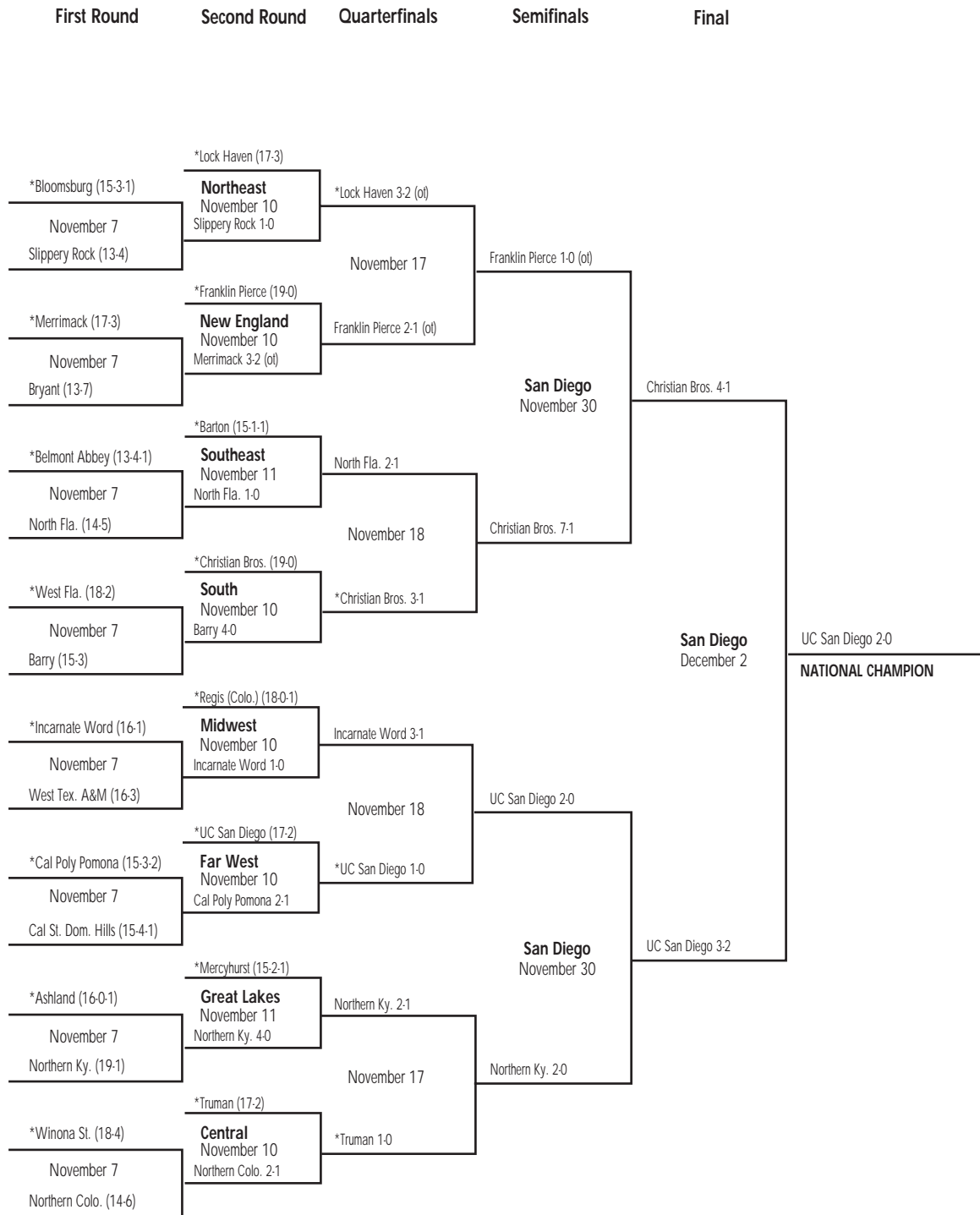
*Host institution.

2000 Division II Women's Championship Bracket



*Host institution.

2001 Division II Women's Championship Bracket




*Host institution.

2002 Division II Women's Championship Bracket



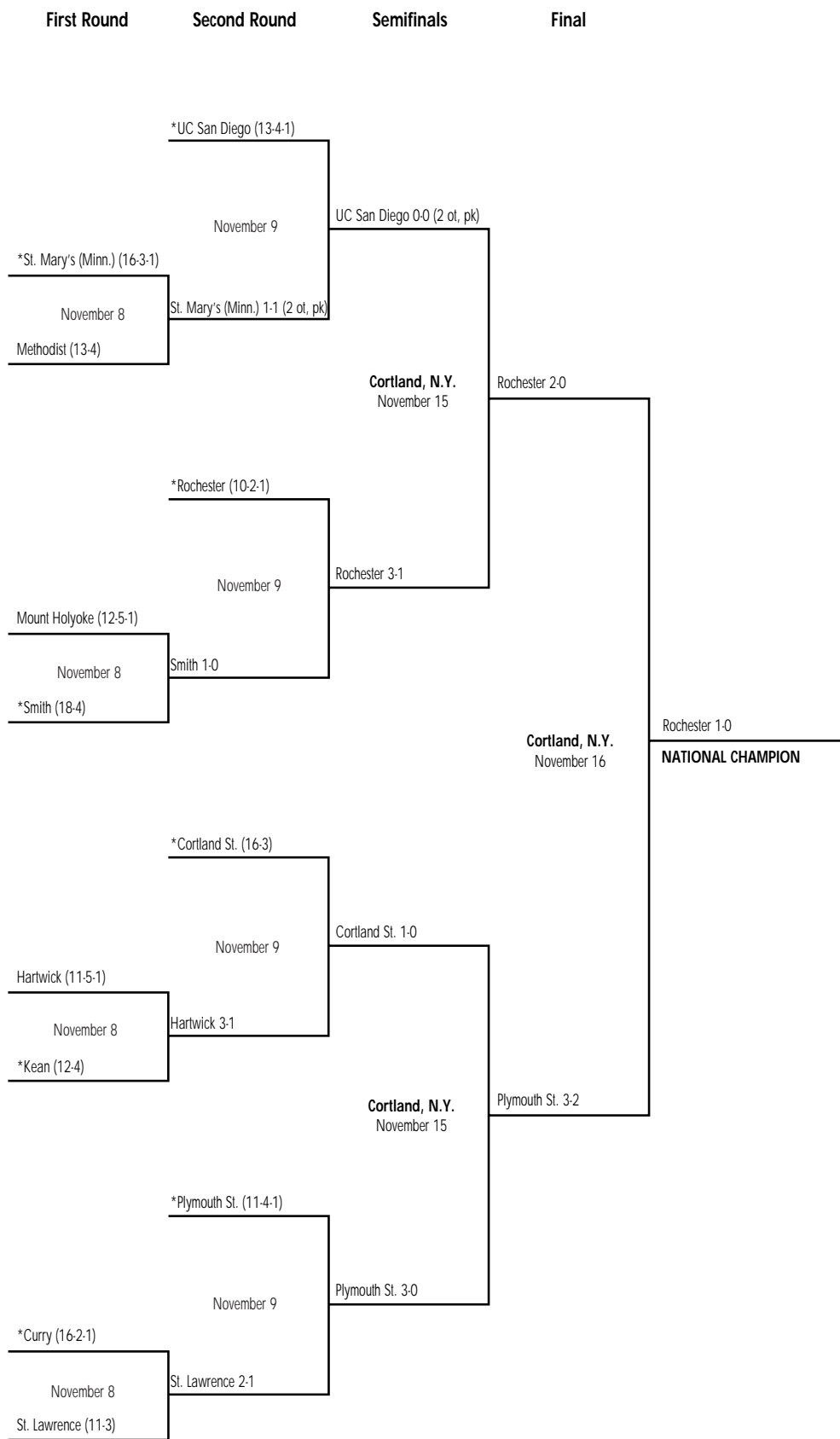
*Host institution.

2003 Division II Women's Championship Bracket



*Host institution.

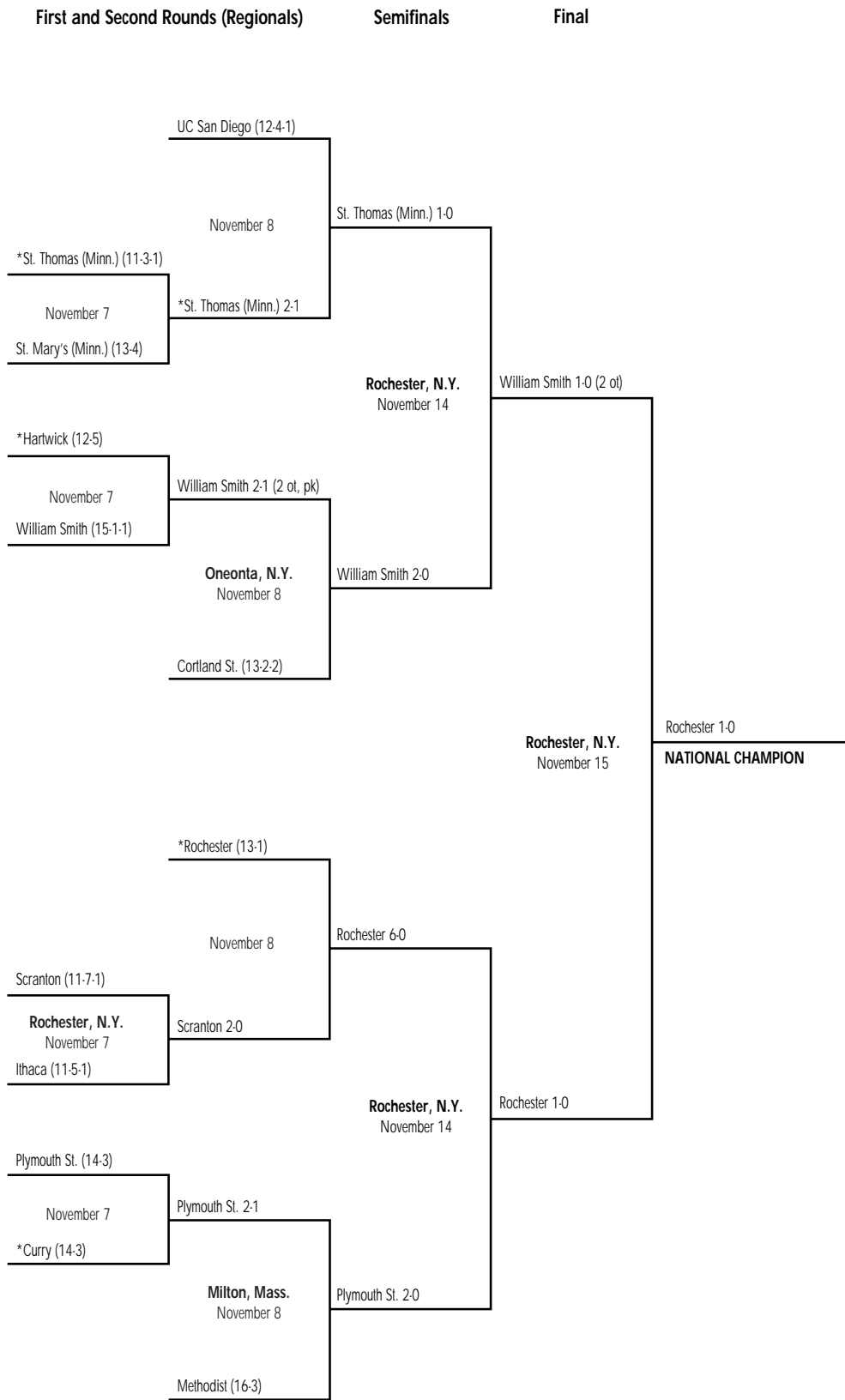
1986 Division III Women's Championship Bracket



*Host institution.

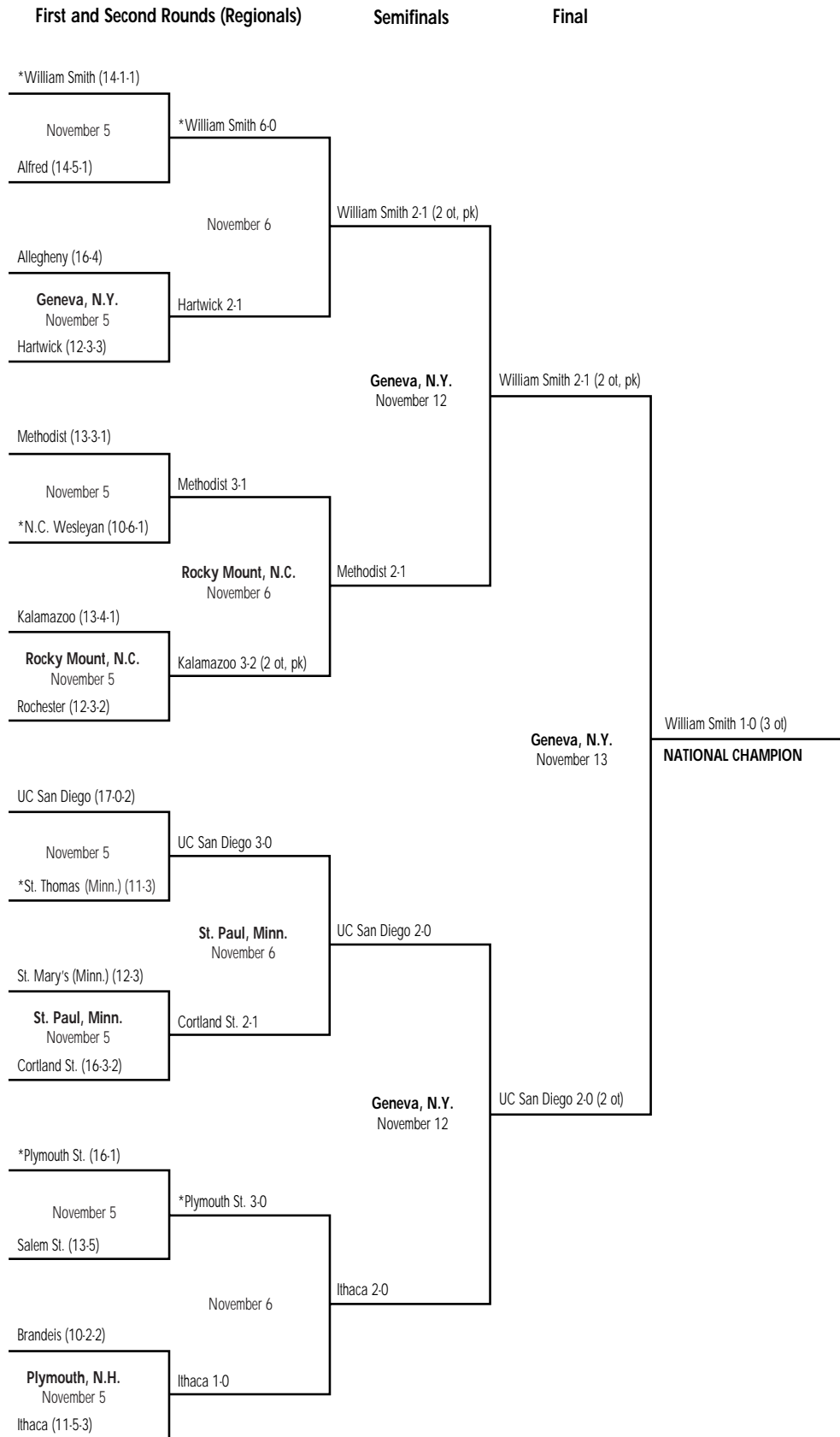
WOMEN'S BRACKETS

1987 Division III Women's Championship Bracket



*Host institution.

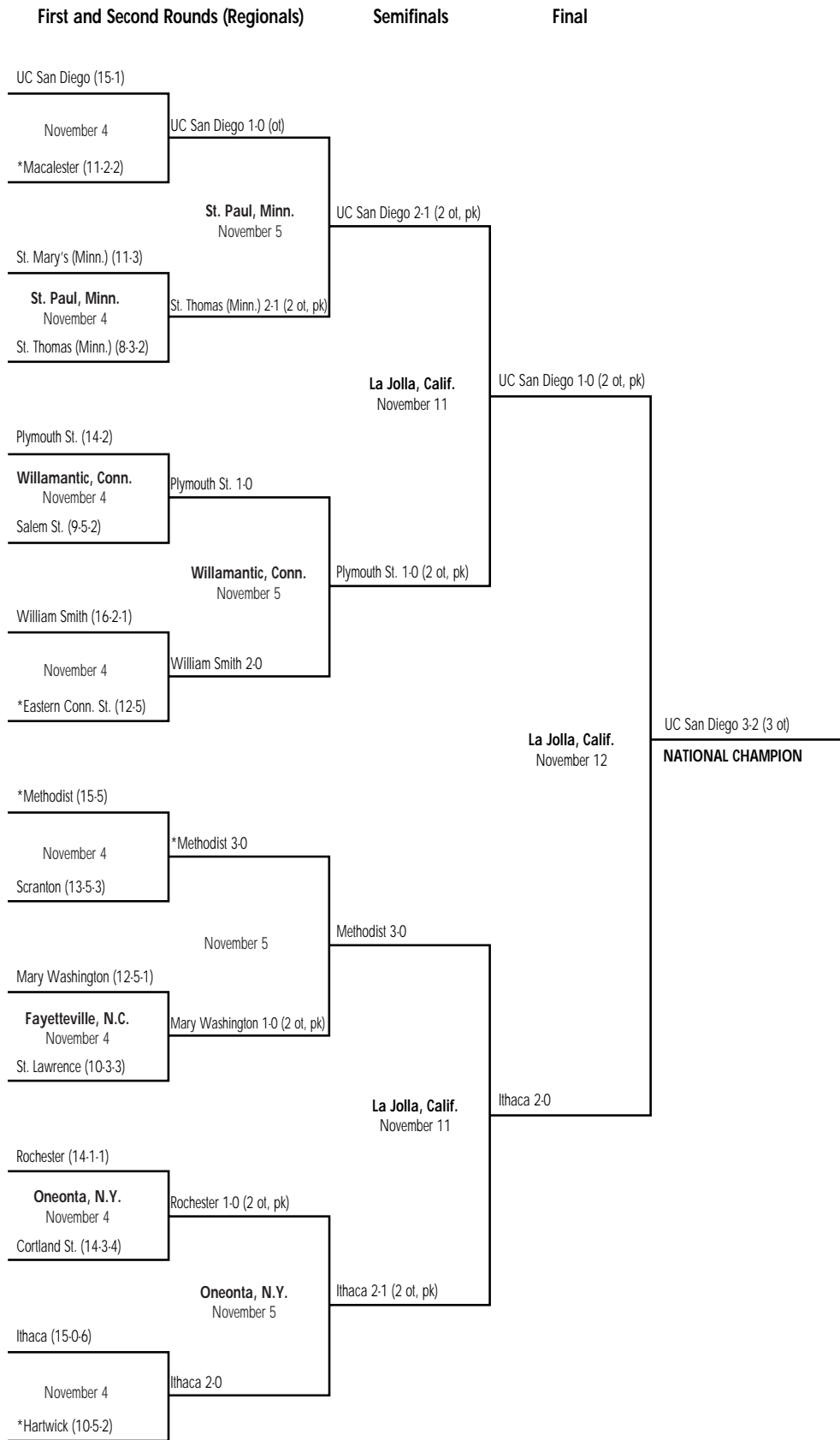
1988 Division III Women's Championship Bracket



*Host institution.

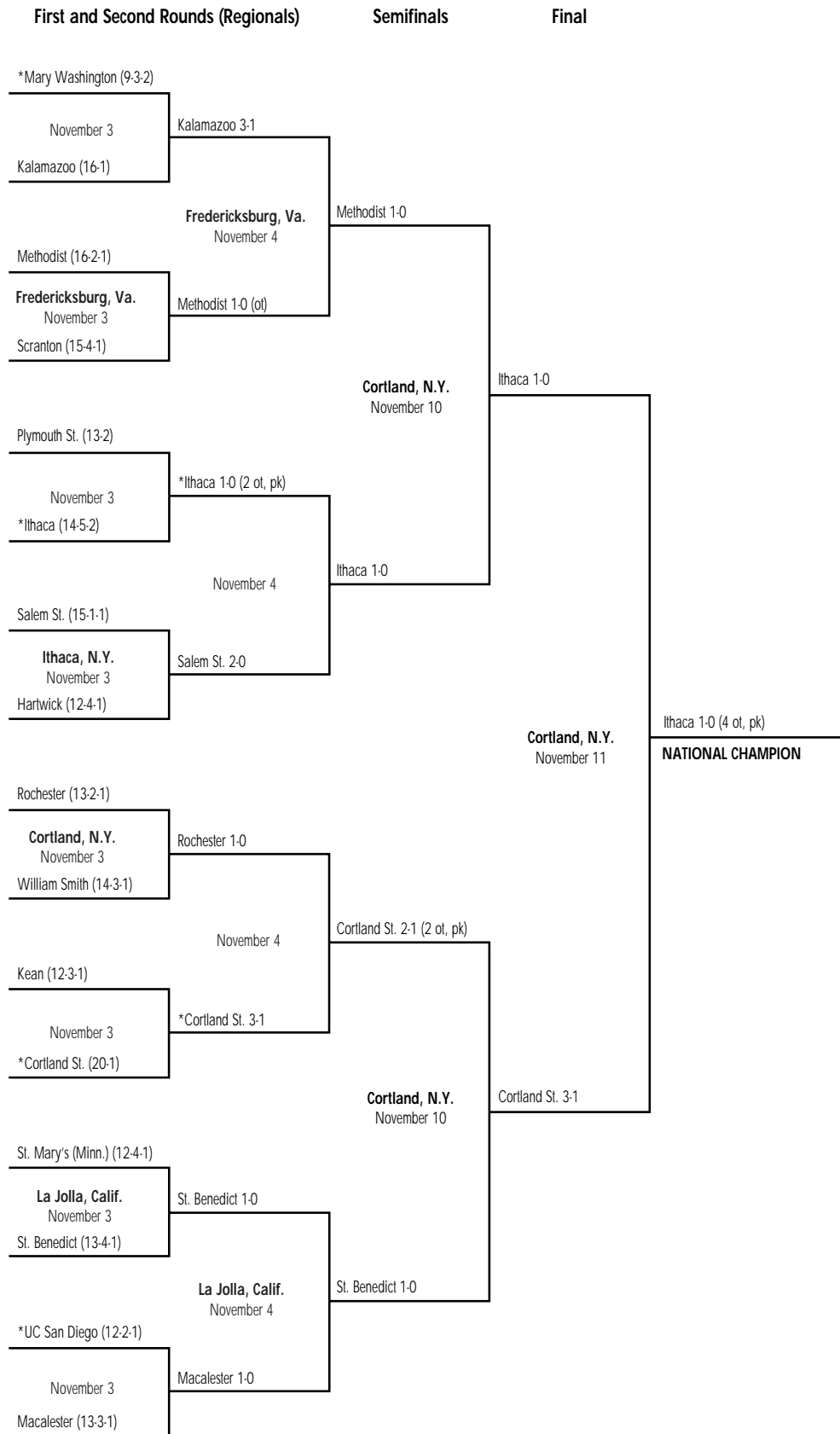
WOMEN'S BRACKETS

1989 Division III Women's Championship Bracket



*Host institution.

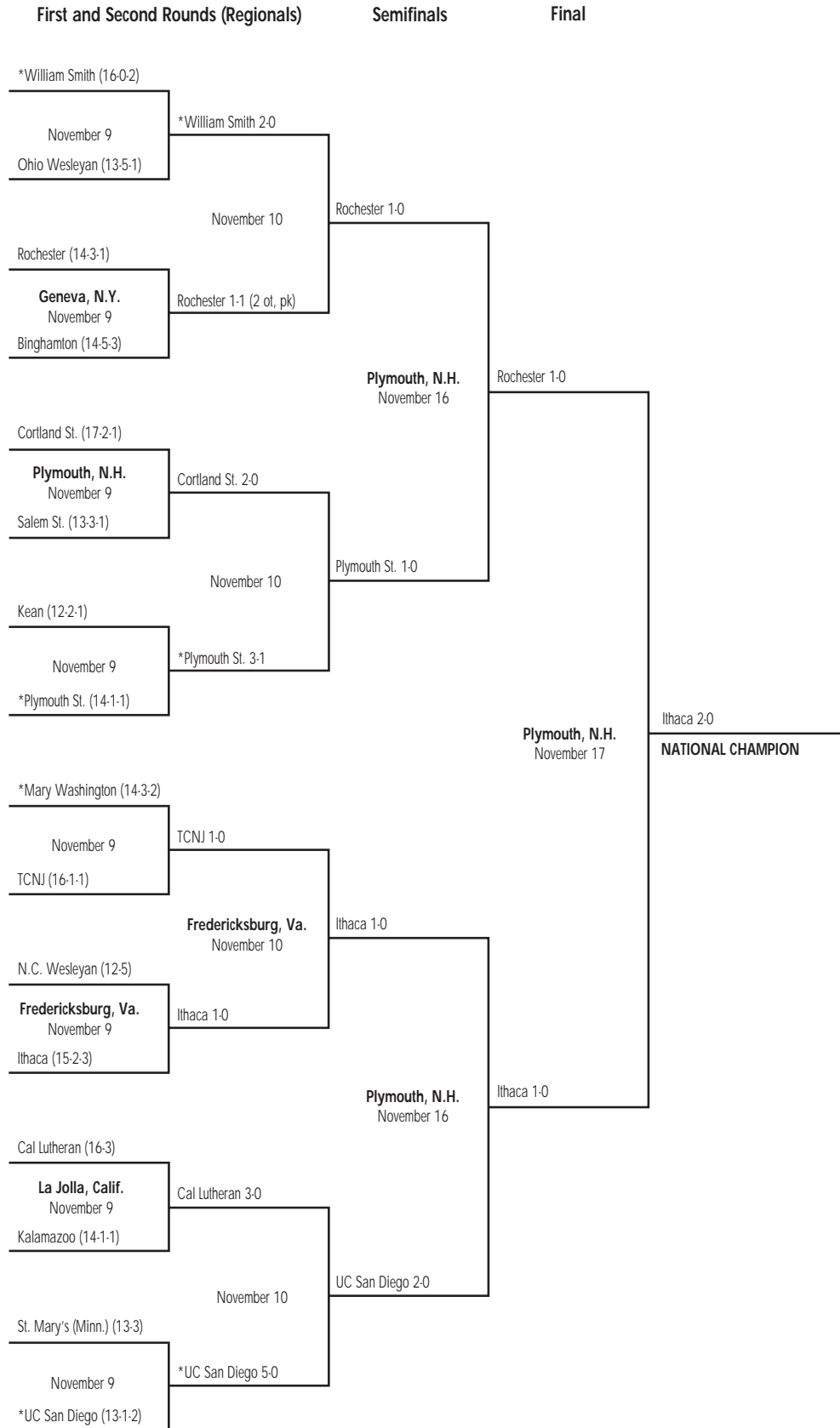
1990 Division III Women's Championship Bracket



*Host institution.

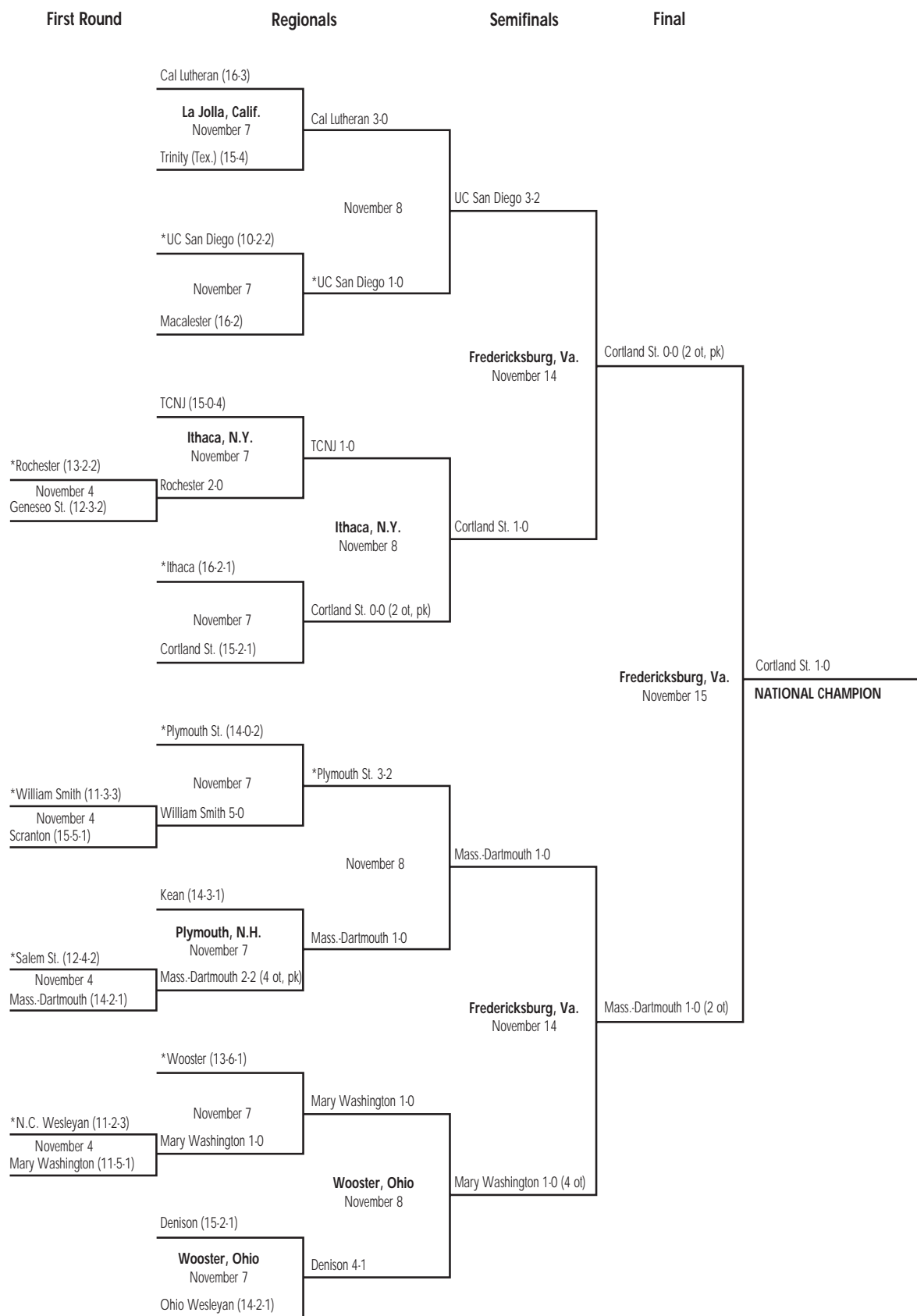
WOMEN'S BRACKETS

1991 Division III Women's Championship Bracket



*Host institution.

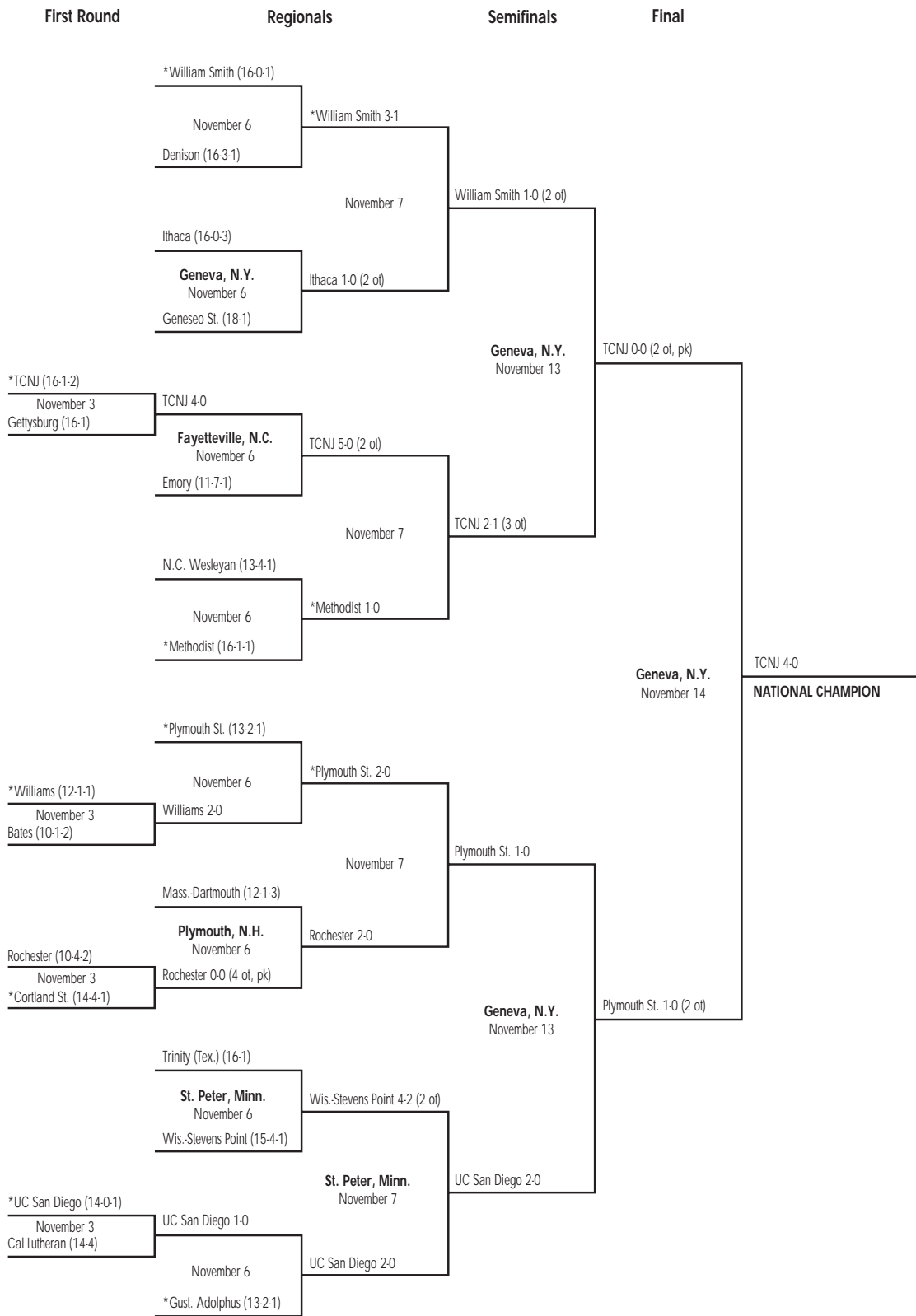
1992 Division III Women's Championship Bracket



*Host institution.

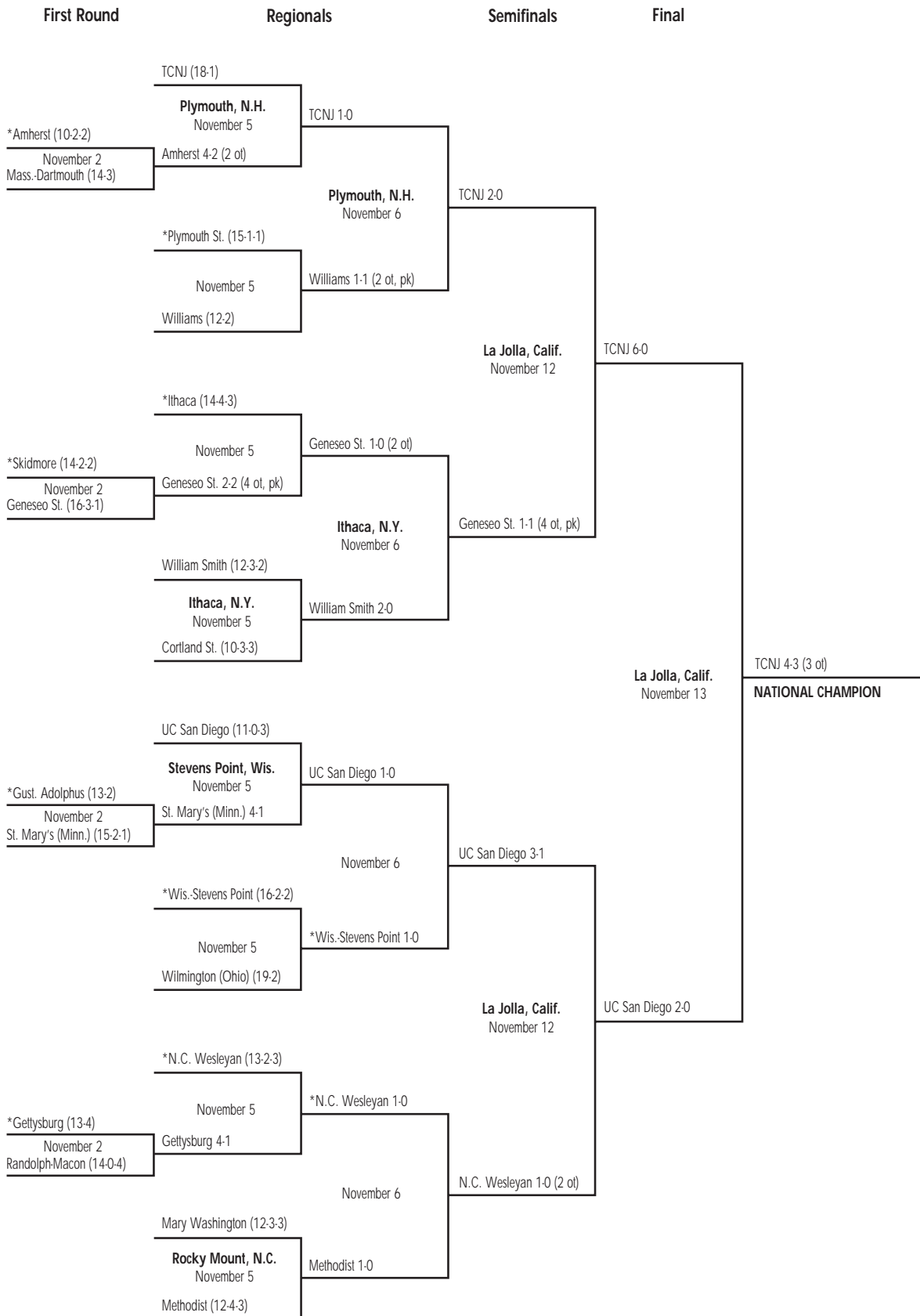
WOMEN'S BRACKETS

1993 Division III Women's Championship Bracket



*Host institution.

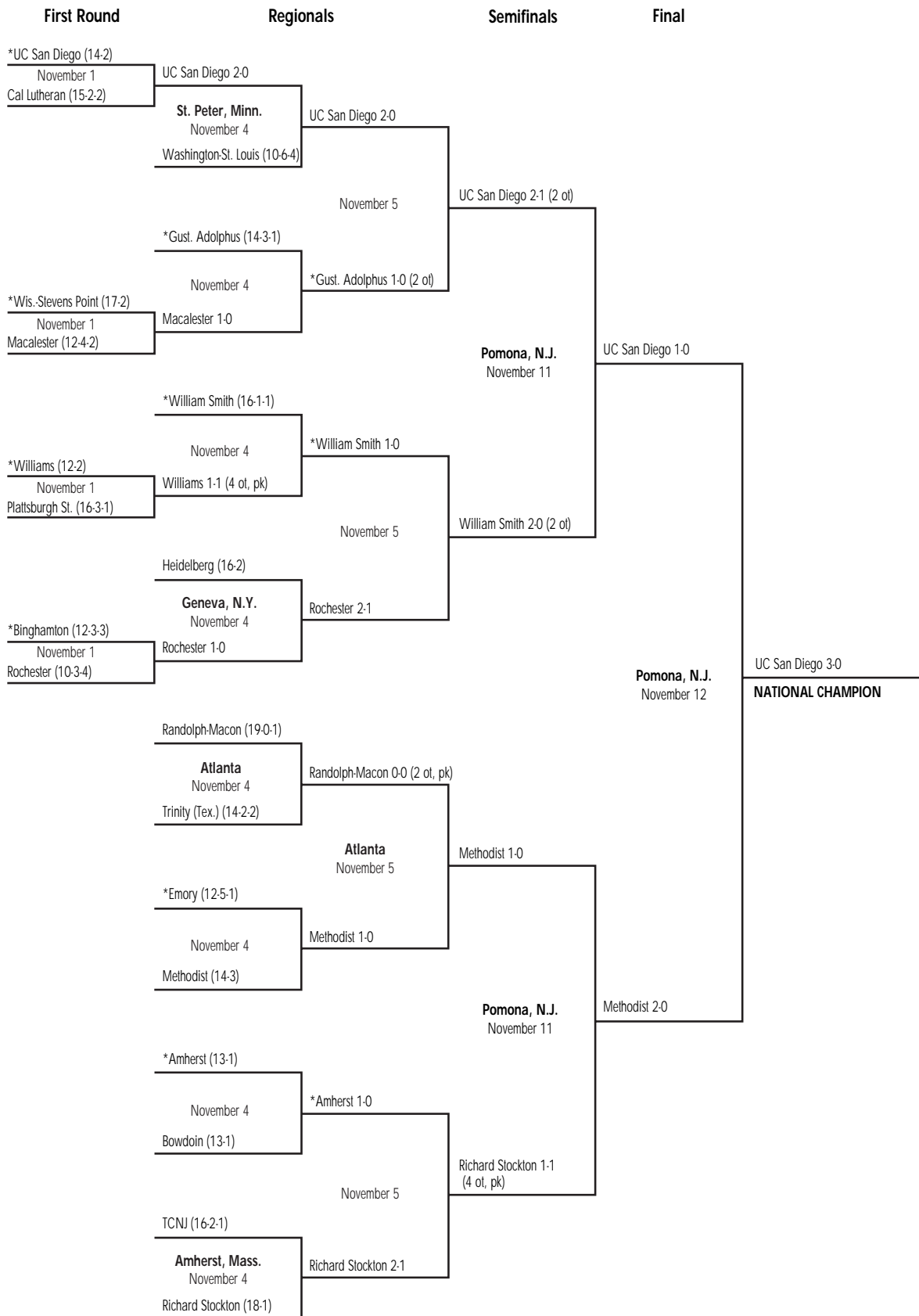
1994 Division III Women's Championship Bracket



*Host institution.

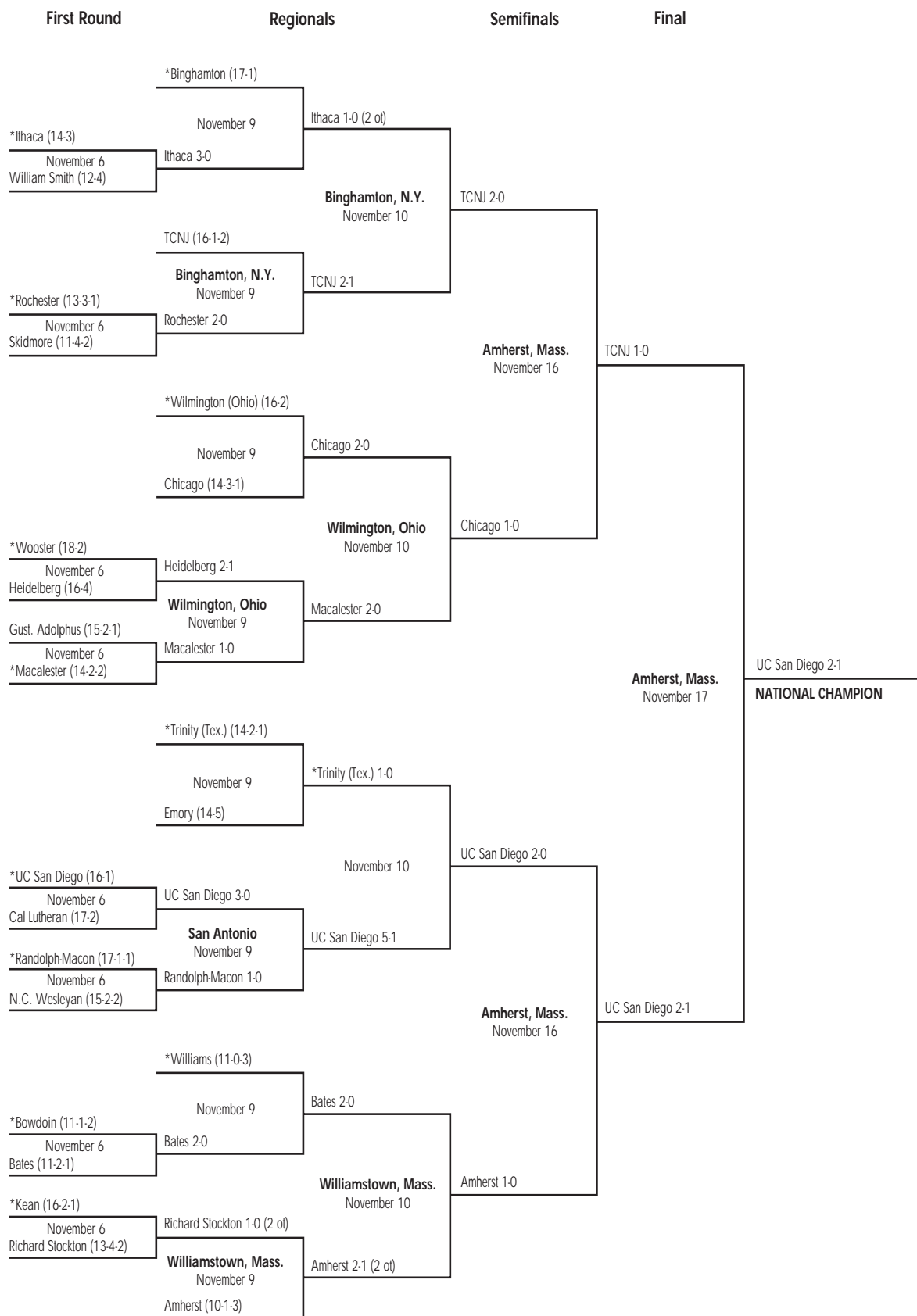
WOMEN'S BRACKETS

1995 Division III Women's Championship Bracket



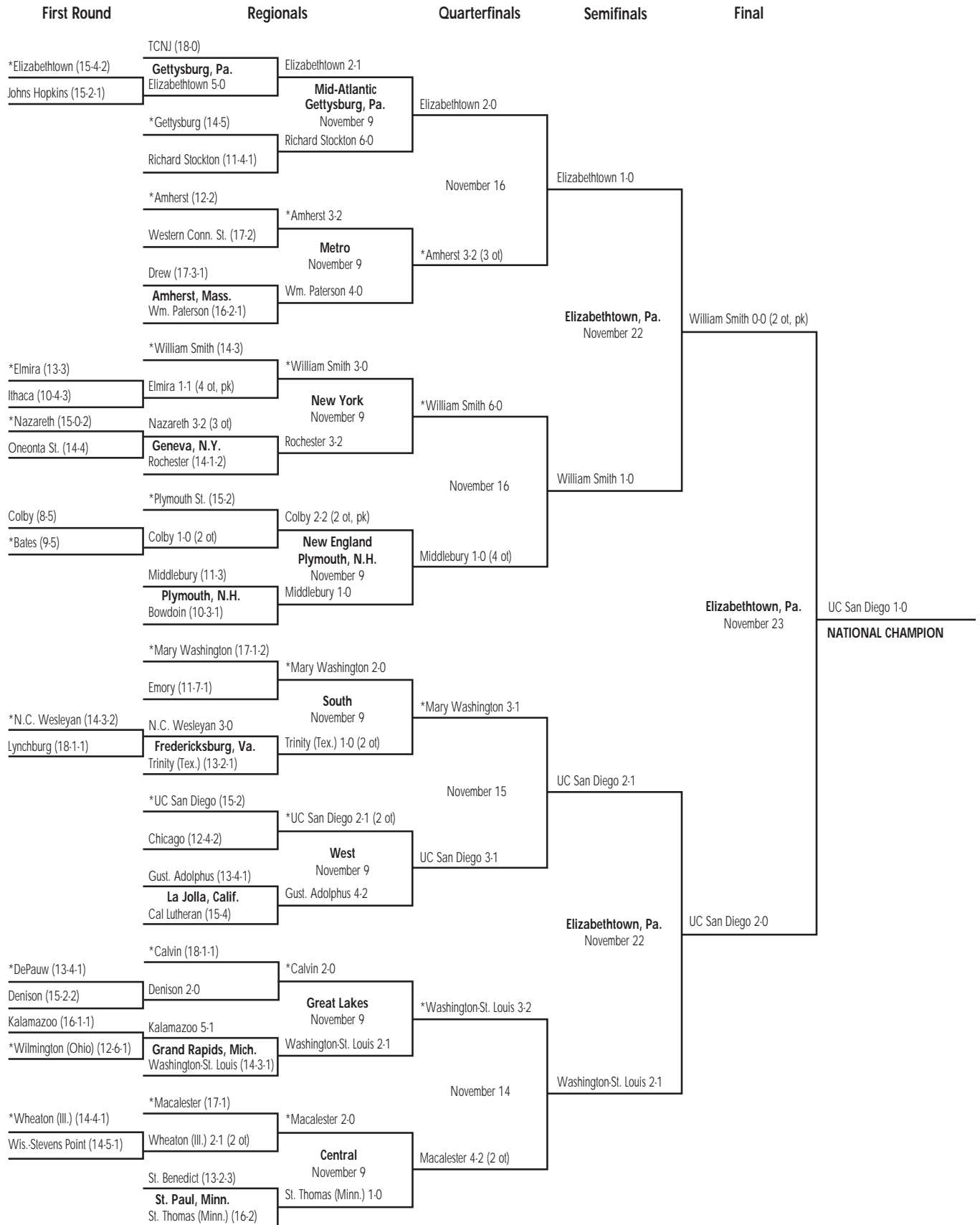
*Host institution.

1996 Division III Women's Championship Bracket



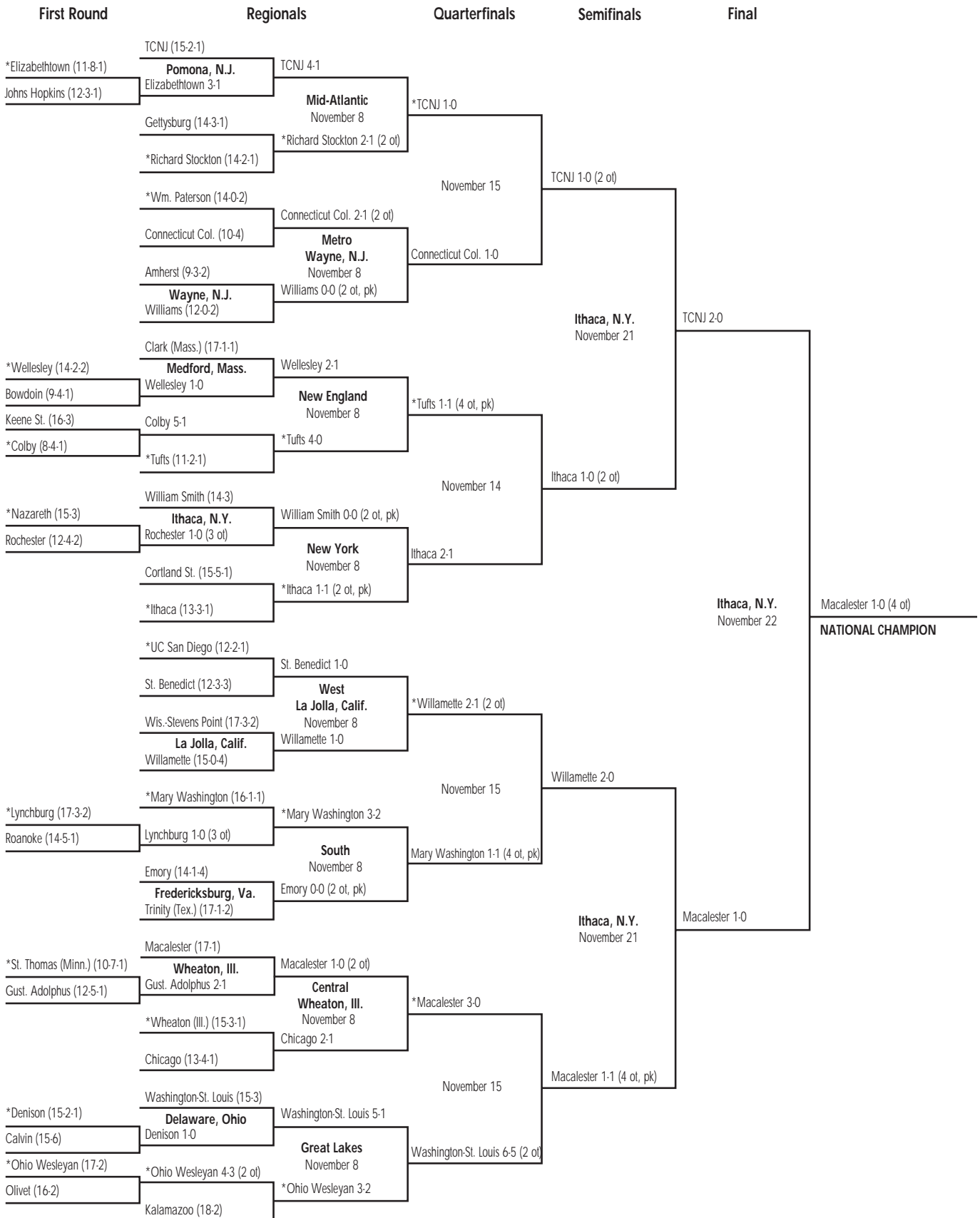
*Host institution.

1997 Division III Women's Championship Bracket



*Host institution. All first-round games played November 5, and all regional semifinal games played November 8.

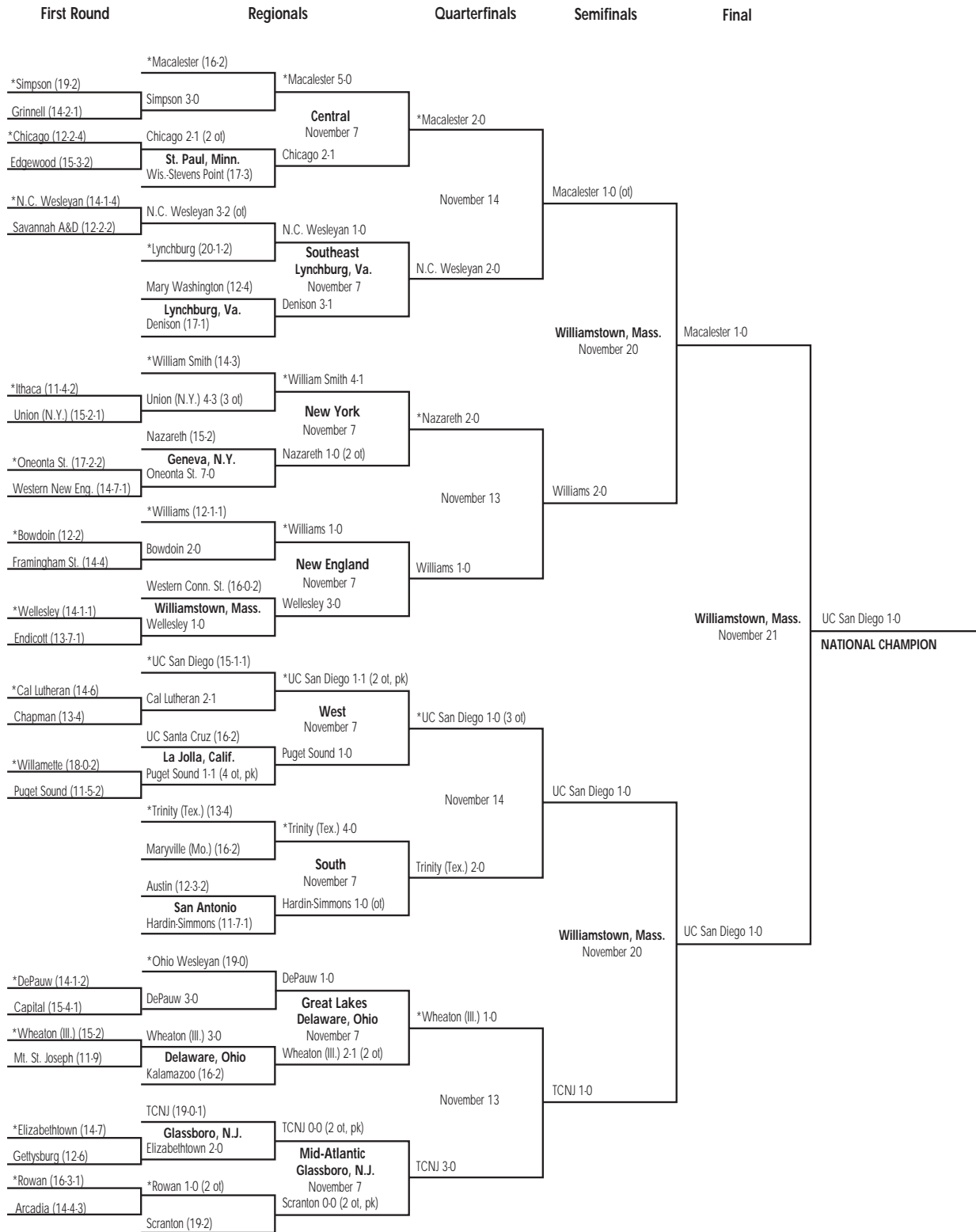
1998 Division III Women's Championship Bracket



*Host institution. All first-round games played November 4, and all regional semifinal games played November 7.

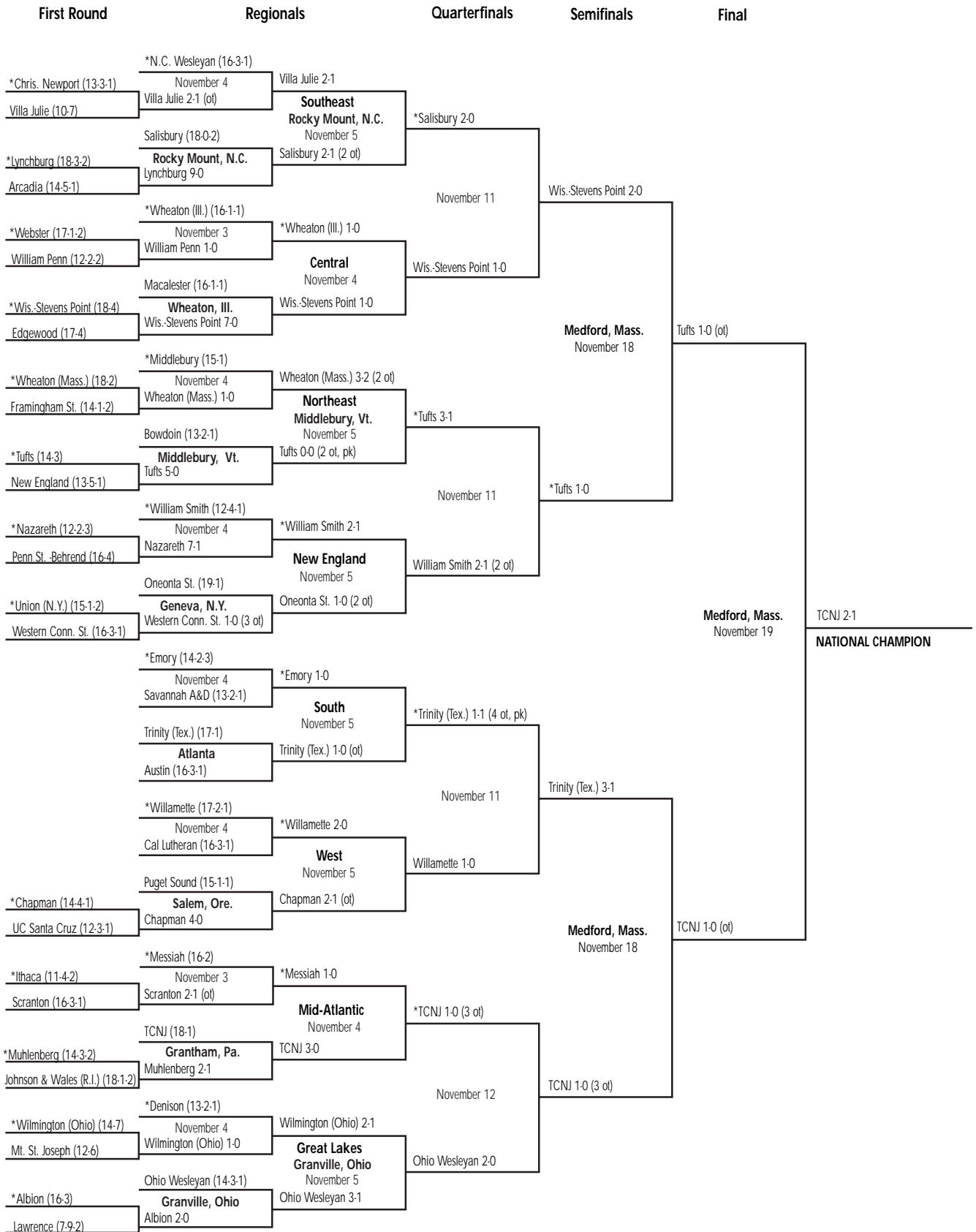
WOMEN'S BRACKETS

1999 Division III Women's Championship Bracket



*Host Institution. All first-round games played November 3, and all regional semifinal games played November 6.


2000 Division III Women's Championship Bracket



*Host Institution. All first-round games played November 1.


WOMEN'S BRACKETS

2001 Division III Women's Championship Bracket



*Host institution. All first-round games played October 31.


2002 Division III Women's Championship Bracket



*Host institution.
(Teams listed on top of bracket are the designated home teams.)

WOMEN'S BRACKETS

2003 Division III Women's Championship Bracket



*Host institution.

provide

We are committed to
providing a

quality
education to
student-athletes

