# Championship Results

Division I Championship Results ..... 987
Division II Championship Results ..... 654
Division III Championship Results ..... 321



# Volleyball

DIVISION I



Jamie Schwaberow/NCAA Photos

***Sanja Tomasevic of the University of Washington serves in the championship match as the Huskies swept top-seeded Nebraska for the 2005 Division I women's volleyball championship.***

## 2005 Championship

### Highlights

**Washington Sweeps Top-seed Nebraska For Title:** Washington swept top-seeded Nebraska to win its first NCAA women's volleyball championship, 30-26, 30-25, 30-26.

It was the sixth sweep in six tournament matches for the Huskies (32-1) and their 28th in 32 matches overall this season. Christal Morrison was chosen as the tournament MVP after leading Washington with 15 kills and nine digs.

The Cornhuskers scored five of the first six points in the third game. They led 10-7 and 15-11 before Washington forced the first tie at 18-18 and then went ahead 20-19.

The Huskies took a 26-24 lead, and the Cornhuskers were unable to rally.

Washington set the tone in the first game. Neither team was able to hit at better than a .087 percentage, but Washington had more production on defense. The Huskies recorded 25 digs of Nebraska kill attempts in the opening game compared to 17 for the Cornhuskers. Sanja Tomasevic, an all-tournament selection, led the Huskies with eight digs in the game and 13 for the match.

Washington, which led the nation in hitting percentage in 2005, managed a .237 hitting percentage compared to Nebraska's .185. The Cornhuskers' Sarah Pavan had a match-high 16 kills.

The Cornhuskers, who had 10 more blocks in their semifinal match than Santa Clara, only managed one more than the Huskies.

### TOURNAMENT PERCENTAGE LEADERS

| Player, Team | K | E | TA | *Pct. | SA | DG | TB |
|---|---|---|---|---|---|---|---|
| Kisya Killingsworth, Florida | 58 | 9 | 106 | .462 | 0 | 9 | 16 |
| Jennifer Saleaumua, Nebraska | 51 | 7 | 100 | .440 | 8 | 57 | 15 |
| Sheila Shaw, Wisconsin | 42 | 8 | 78 | .436 | 3 | 11 | 18 |
| Kristina Baum, Arizona | 46 | 10 | 85 | .424 | 5 | 38 | 16 |
| Amber McCray, Florida | 52 | 12 | 101 | .396 | 0 | 3 | 19 |
| Lisa Boyd, Missouri | 49 | 9 | 103 | .388 | 0 | 11 | 19 |
| Chris Houghtelling, Nebraska | 70 | 15 | 143 | .385 | 8 | 47 | 20 |
| Annalisa Muratore, Santa Clara | 62 | 18 | 115 | .383 | 0 | 6 | 15 |
| Sarah Pavan, Nebraska | 72 | 18 | 145 | .372 | 6 | 28 | 20 |
| Kristen Andre, Tennessee | 77 | 20 | 156 | .365 | 2 | 13 | 18 |

**LEGEND:** *K (kills), E (errors), TA (total attempts), SA (service aces), DG (digs), TB (total blocks).*

**Percentage is derived by subtracting errors from kills and dividing that remainder by total attempts. Minimum of 75 attempts to qualify.*

### Results

#### FIRST ROUND

Kansas St. def. Florida A&M, 27-30, 30-14, 30-27, 30-28
Florida def. Fla. Atlantic, 30-19, 30-15, 30-14
Northwestern def. Texas A&M, 30-26, 20-30, 30-28, 27-30, 15-12
Notre Dame def. Dayton, 30-21, 30-25, 26-30, 28-30, 15-13
San Diego def. Long Beach St., 30-28, 25-30, 30-26, 30-27
UCLA def. Kansas, 30-14, 26-30, 30-17, 30-24
Pepperdine def. Brigham Young, 30-24, 30-28, 24-30, 30-28
Southern California def. UC Santa Barb., 27-30, 30-22, 30-24, 30-22
Duke def. American, 30-14, 30-16, 30-16
Nebraska def. Alabama A&M, 30-15, 30-7, 30-15
Maryland def. Kentucky, 25-30, 30-26, 30-24, 30-23
Louisville def. Western Ky., 30-24, 28-30, 30-23, 30-22
Santa Clara def. Sacramento St., 23-30, 30-23, 30-20, 30-23
Stanford def. Nevada, 30-25, 30-20, 30-21
Ohio def. Alabama, 28-30, 30-18, 30-22, 30-23
Ohio St. def. Marshall, 30-25, 30-26, 30-22
Arizona def. Utah St., 30-26, 30-27, 30-20
Utah def. Loyola Marymount, 30-10, 30-22, 30-20
Washington def. Siena, 30-21, 30-17, 30-18
Colorado St. def. Colorado, 26-30, 30-24, 30-19, 30-27
Purdue def. Va. Commonwealth, 30-27, 30-24, 30-21
Col. of Charleston def. North Carolina, 30-28, 23-30, 30-16, 31-29
California def. Valparaiso, 30-26, 30-24, 30-21
Wisconsin def. Loyola (Ill.), 30-18, 30-26, 30-14
Hawaii def. Texas St., 30-25, 30-18, 30-23
Texas def. LSU, 30-19, 30-28, 30-26
Arkansas def. St. Mary's (Cal.), 30-27, 30-17, 30-21
Missouri def. Missouri St., 30-27, 30-18, 30-26
Minnesota def. Winthrop, 30-13, 30-13, 30-24
Tennessee def. Jacksonville St., 30-23, 30-13, 30-28
Long Island def. Cornell, 31-29, 30-24, 35-33
Penn St. def. Binghamton, 30-15, 30-8, 30-10

#### SECOND ROUND

Florida def. Kansas St., 30-21, 31-29, 30-25
Notre Dame def. Northwestern, 30-27, 32-30, 30-28
UCLA def. San Diego, 30-24, 30-23, 30-19
Pepperdine def. Southern California, 30-28, 30-28, 30-23
Nebraska def. Duke, 30-19, 30-19, 30-20
Louisville def. Maryland, 30-23, 30-26, 30-28
Santa Clara def. Stanford, 23-30, 30-19, 30-27, 31-29
Ohio def. Ohio St. 30-27, 30-23, 30-22
Arizona def. Utah, 30-28, 30-26, 28-30, 30-27
Washington def. Colorado St., 30-21, 30-25, 30-18
Purdue def. Col . of Charleston 30-22, 30-20, 30-28
Wisconsin def. California, 30-23, 30-22, 30-25
Hawaii def. Texas, 19-30, 30-18, 30-21, 30-20
Missouri def. Arkansas, 30-25, 30-16, 30-11
Tennessee def. Minnesota, 30-19, 24-30, 20-30, 30-27, 15-11
Penn St. def. Long Island, 30-11, 30-27, 30-8

## REGIONAL SEMIFINALS

Florida def. Louisville, 30-28, 30-25, 30-22
Nebraska def. UCLA, 30-28, 30-23, 30-16
Santa Clara def. Pepperdine, 30-28, 30-23, 30-14
Arizona def. Ohio, 35-37, 30-23, 26-30, 30-18, 15-12
Wisconsin def. Notre Dame, 30-25, 28-30, 30-25, 25-30, 15-9
Washington def. Purdue, 30-25, 30-19, 30-20
Missouri def. Hawaii, 30-26, 26-30, 30-27, 30-22
Tennessee def. Penn St., 30-27, 14-30, 30-27, 33-31

## REGIONAL FINALS

Nebraska def. Florida, 30-26, 30-24, 30-16
Santa Clara def. Arizona, 22-30, 30-24, 30-26, 15-30, 17-15
Washington def. Wisconsin, 30-28, 30-25, 30-23
Tennessee def. Missouri, 30-28, 30-27, 25-30, 30-17

## SEMIFINALS

### DECEMBER 15 AT SAN ANTONIO, TEXAS

### Washington 3, Tennessee 0

**Tennessee**

| No. | Name | GP | K | E | TA | PCT | A | SA | SE | RE | DIG | BS | BA | BE | BHE |
|---|---|---|---|---|---|---|---|---|---|---|---|---|---|---|---|
| 1 | Yuliya Stoyanova | 3 | 5 | 2 | 13 | .231 | 1 | 1 | 3 | 1 | 4 | 0 | 1 | 0 | 0 |
| 3 | Chelsea Noble | 3 | 0 | 0 | 0 | .000 | 2 | 0 | 0 | 2 | 3 | 0 | 0 | 0 | 0 |
| 10 | Kristen Andre | 3 | 21 | 5 | 41 | .390 | 1 | 0 | 0 | 0 | 1 | 1 | 1 | 0 | 0 |
| 15 | Kelsey Fautsch | 3 | 4 | 6 | 20 | -.100 | 1 | 1 | 0 | 3 | 8 | 0 | 1 | 0 | 1 |
| 24 | Sarah Blum | 3 | 9 | 1 | 23 | .348 | 0 | 0 | 0 | 0 | 0 | 0 | 5 | 0 | 0 |
| 55 | Julie Knytych | 3 | 4 | 0 | 9 | .444 | 36 | 0 | 0 | 0 | 14 | 0 | 1 | 0 | 1 |
| 4 | Mindy Flynn | 3 | 1 | 2 | 9 | -.111 | 1 | 0 | 0 | 0 | 0 | 0 | 3 | 1 | 1 |
| 7 | Annie Sadowski | 3 | 0 | 0 | 0 | .000 | 0 | 0 | 0 | 0 | 1 | 0 | 0 | 0 | 0 |
| 11 | Milan Clarke | 1 | 0 | 0 | 0 | .000 | 0 | 0 | 0 | 0 | 0 | 0 | 0 | 0 | 0 |
| 14 | Amy Morris | 3 | 0 | 0 | 0 | .000 | 0 | 0 | 1 | 0 | 15 | 0 | 0 | 0 | 0 |
| | Totals | 3 | 44 | 16 | 115 | .243 | 42 | 2 | 4 | 6 | 46 | 1 | 12 | 1 | 3 |

**TEAM ATTACK PER GAME** **TOTAL TEAM BLOCKS: 7.0**

| Game | K | E | TA | Pct. |
|---|---|---|---|---|
| 1 | 18 | 6 | 43 | .279 |
| 2 | 12 | 3 | 33 | .273 |
| 3 | 14 | 7 | 39 | .179 |

| GAME SCORES | 1 | 2 | 3 | TEAM RECORDS |
|---|---|---|---|---|
| Tennessee | 25 | 19 | 21 | 25-9 |
| Washington | 30 | 30 | 30 | 31-1 |

**Washington**

| No. | Name | GP | K | E | TA | PCT | A | SA | SE | RE | DIG | BS | BA | BE | BHE |
|---|---|---|---|---|---|---|---|---|---|---|---|---|---|---|---|
| 2 | Alesha Deesing | 3 | 6 | 1 | 12 | .417 | 0 | 0 | 0 | 0 | 0 | 1 | 2 | 0 | 0 |
| 3 | Courtney Thompson | 3 | 1 | 0 | 2 | .500 | 54 | 0 | 0 | 1 | 7 | 0 | 2 | 0 | 1 |
| 9 | Christal Morrison | 3 | 18 | 3 | 40 | .375 | 1 | 2 | 1 | 0 | 8 | 0 | 3 | 0 | 0 |
| 11 | Darla Myhre | 3 | 7 | 0 | 14 | .500 | 0 | 0 | 0 | 0 | 0 | 0 | 6 | 0 | 0 |
| 15 | Danka Danicic | 3 | 0 | 0 | 0 | .000 | 0 | 1 | 0 | 0 | 8 | 0 | 0 | 0 | 0 |
| 21 | Sanya Tomasevic | 3 | 12 | 5 | 31 | .226 | 1 | 1 | 0 | 0 | 8 | 0 | 3 | 0 | 0 |
| 8 | Asley Aratani | 3 | 0 | 0 | 0 | .000 | 0 | 2 | 1 | 0 | 1 | 0 | 0 | 0 | 0 |
| 10 | Brie Hagerty | 3 | 16 | 6 | 34 | .294 | 0 | 0 | 0 | 0 | 2 | 0 | 0 | 0 | 0 |
| 14 | Candace Lee | 3 | 0 | 0 | 0 | .000 | 1 | 0 | 0 | 1 | 16 | 0 | 0 | 0 | 1 |
| | Totals | 3 | 60 | 15 | 133 | .338 | 57 | 6 | 2 | 2 | 50 | 1 | 16 | 0 | 2 |

**TEAM ATTACK PER GAME** **TOTAL TEAM BLOCKS: 17.0**

| Game | K | E | TA | Pct. |
|---|---|---|---|---|
| 1 | 21 | 6 | 47 | .319 |
| 2 | 21 | 4 | 42 | .405 |
| 3 | 18 | 5 | 44 | .295 |

### Nebraska 3, Santa Clara 0

**Santa Clara**

| No. | Name | GP | K | E | TA | PCT | A | SA | SE | RE | DIG | BS | BA | BE | BHE |
|---|---|---|---|---|---|---|---|---|---|---|---|---|---|---|---|
| 1 | Brittany Lowe | 3 | 9 | 5 | 18 | .222 | 2 | 0 | 0 | 1 | 6 | 0 | 0 | 0 | 0 |
| 3 | Kim McGiven | 3 | 9 | 10 | 31 | -.032 | 1 | 0 | 0 | 0 | 7 | 1 | 0 | 0 | 0 |
| 4 | Cassie Perret | 3 | 9 | 2 | 22 | .318 | 2 | 1 | 0 | 3 | 3 | 0 | 0 | 0 | 0 |
| 14 | Annalisa Muratore | 3 | 6 | 3 | 16 | .188 | 0 | 0 | 0 | 0 | 0 | 0 | 1 | 0 | 0 |
| 15 | Anna Cmaylo | 3 | 10 | 5 | 22 | .227 | 0 | 0 | 0 | 0 | 0 | 0 | 0 | 0 | 0 |
| 24 | Crystal Matich | 3 | 1 | 2 | 8 | -.125 | 35 | 1 | 3 | 0 | 4 | 0 | 1 | 0 | 1 |
| 5 | Caroline Walters | 3 | 0 | 0 | 0 | .000 | 2 | 1 | 0 | 1 | 12 | 0 | 0 | 0 | 0 |
| 6 | Kristen Luxton | 3 | 0 | 0 | 0 | .000 | 0 | 1 | 3 | 0 | 2 | 0 | 0 | 0 | 0 |
| 7 | Nichole Clark | 2 | 0 | 0 | 0 | .000 | 0 | 0 | 0 | 0 | 0 | 0 | 0 | 0 | 0 |
| | Totals | 3 | 44 | 27 | 117 | .145 | 42 | 4 | 6 | 5 | 34 | 1 | 2 | 0 | 1 |

**TEAM ATTACK PER GAME** **TOTAL TEAM BLOCKS: 2.0**

| Game | K | E | TA | Pct. |
|---|---|---|---|---|
| 1 | 16 | 10 | 37 | .162 |
| 2 | 15 | 10 | 39 | .128 |
| 3 | 13 | 7 | 41 | .146 |

| GAME SCORES | 1 | 2 | 3 | TEAM RECORDS |
|---|---|---|---|---|
| Santa Clara | 24 | 19 | 21 | 27-5 |
| Nebraska | 30 | 30 | 30 | 33-1 |

**Nebraska**

| No. | Name | GP | K | E | TA | PCT | A | SA | SE | RE | DIG | BS | BA | BE | BHE |
|---|---|---|---|---|---|---|---|---|---|---|---|---|---|---|---|
| 1 | Maggie Griffin | 3 | 1 | 0 | 1 | 1.000 | 21 | 0 | 0 | 0 | 3 | 0 | 0 | 0 | 2 |
| 3 | Chris Houghtelling | 3 | 10 | 1 | 21 | .429 | 0 | 0 | 1 | 0 | 9 | 0 | 3 | 0 | 0 |
| 8 | Melissa Elmer | 3 | 13 | 2 | 17 | .647 | 2 | 0 | 0 | 0 | 1 | 1 | 6 | 0 | 0 |
| 9 | Sarah Pavan | 3 | 11 | 0 | 22 | .500 | 1 | 0 | 1 | 3 | 5 | 0 | 2 | 1 | 0 |
| 10 | Jordan Larson | 3 | 6 | 1 | 13 | .385 | 1 | 1 | 1 | 0 | 6 | 0 | 2 | 2 | 1 |
| 26 | Jennifer Saleaumua | 3 | 7 | 2 | 13 | .385 | 6 | 3 | 0 | 1 | 7 | 0 | 3 | 0 | 0 |
| 5 | Rachel Schwartz | 2 | 0 | 0 | 0 | .000 | 0 | 0 | 1 | 0 | 0 | 0 | 0 | 0 | 0 |
| 7 | Dani Mancuso | 1 | 0 | 1 | 2 | -.500 | 0 | 0 | 0 | 0 | 0 | 0 | 1 | 0 | 0 |
| 11 | Tracy Stalls | 3 | 3 | 0 | 9 | .333 | 0 | 0 | 0 | 0 | 0 | 1 | 4 | 1 | 0 |
| 18 | Dani Busboom | 3 | 0 | 0 | 0 | .000 | 16 | 1 | 0 | 0 | 5 | 0 | 0 | 0 | 1 |
| | Totals | 3 | 51 | 7 | 98 | .449 | 47 | 5 | 4 | 4 | 36 | 2 | 21 | 4 | 4 |

**TEAM ATTACK PER GAME** **TOTAL TEAM BLOCKS: 12.5**

| Game | K | E | TA | Pct. |
|---|---|---|---|---|
| 1 | 14 | 2 | 31 | .387 |
| 2 | 18 | 3 | 31 | .484 |
| 3 | 19 | 2 | 36 | .472 |

## CHAMPIONSHIP

**DECEMBER 17 AT SAN ANTONIO, TEXAS**

**Washington 3, Nebraska 0**

**Washington**

| No. | Name | GP | K | E | TA | PCT | A | SA | SE | RE | DIG | BS | BA | BE | BHE |
|---|---|---|---|---|---|---|---|---|---|---|---|---|---|---|---|
| 2 | Alesha Deesing | 3 | 6 | 2 | 14 | .286 | 1 | 0 | 0 | 0 | 0 | 0 | 4 | 0 | 0 |
| 3 | Courtney Thompson | 3 | 1 | 0 | 1 | 1.000 | 41 | 1 | 0 | 0 | 10 | 0 | 2 | 0 | 2 |
| 9 | Christal Morrison | 3 | 15 | 7 | 44 | .182 | 0 | 0 | 1 | 1 | 9 | 1 | 6 | 1 | 0 |
| 11 | Darla Myhre | 3 | 6 | 0 | 11 | .545 | 0 | 0 | 0 | 0 | 1 | 1 | 5 | 0 | 0 |
| 15 | Danka Danicic | 3 | 0 | 0 | 0 | .000 | 1 | 1 | 0 | 0 | 11 | 0 | 0 | 0 | 0 |
| 21 | Sanja Tomasevic | 3 | 12 | 5 | 34 | .206 | 1 | 0 | 0 | 0 | 13 | 1 | 2 | 0 | 0 |
| 8 | Ashley Aratani | 3 | 0 | 0 | 0 | .000 | 0 | 1 | 0 | 0 | 4 | 0 | 0 | 0 | 0 |
| 10 | Brie Hagerty | 3 | 10 | 5 | 27 | .185 | 0 | 0 | 0 | 1 | 3 | 0 | 1 | 2 | 0 |
| 14 | Candace Lee | 3 | 0 | 0 | 0 | .000 | 2 | 1 | 0 | 2 | 10 | 0 | 0 | 0 | 0 |
| | Totals | 3 | 50 | 19 | 131 | .237 | 46 | 4 | 1 | 4 | 61 | 3 | 20 | 3 | 2 |

**TEAM ATTACK PER GAME** **TOTAL TEAM BLOCKS: 13.0**

| Game | K | E | TA | Pct. |
|---|---|---|---|---|
| 1 | 15 | 11 | 46 | .087 |
| 2 | 17 | 3 | 40 | .350 |
| 3 | 18 | 5 | 45 | .289 |

| GAME SCORES | 1 | 2 | 3 | TEAM RECORDS |
|---|---|---|---|---|
| Washington | 30 | 30 | 30 | 32-1 |
| Nebraska | 26 | 25 | 26 | 33-2 |

**Nebraska**

| No. | Name | GP | K | E | TA | PCT | A | SA | SE | RE | DIG | BS | BA | BE | BHE |
|---|---|---|---|---|---|---|---|---|---|---|---|---|---|---|---|
| 1 | Maggie Griffin | 3 | 0 | 0 | 0 | .000 | 25 | 0 | 1 | 0 | 1 | 0 | 0 | 0 | 1 |
| 3 | Chris Houghtelling | 3 | 10 | 7 | 38 | .079 | 1 | 0 | 1 | 2 | 11 | 0 | 6 | 0 | 0 |
| 8 | Melissa Elmer | 3 | 7 | 5 | 23 | .087 | 0 | 0 | 0 | 0 | 1 | 0 | 5 | 3 | 0 |
| 9 | Sarah Pavan | 3 | 16 | 4 | 28 | .429 | 2 | 2 | 3 | 2 | 5 | 0 | 3 | 0 | 0 |
| 10 | Jordan Larson | 3 | 1 | 5 | 20 | -.200 | 1 | 1 | 4 | 0 | 12 | 0 | 2 | 0 | 0 |
| 26 | Jennifer Saleaumua | 3 | 12 | 0 | 22 | .545 | 1 | 0 | 0 | 0 | 9 | 0 | 3 | 0 | 0 |
| 5 | Rachel Schwartz | 3 | 0 | 0 | 0 | .000 | 0 | 0 | 0 | 0 | 1 | 0 | 0 | 0 | 0 |
| 7 | Dani Mancuso | 2 | 2 | 1 | 6 | .167 | 1 | 0 | 0 | 0 | 4 | 0 | 0 | 0 | 0 |
| 11 | Tracy Stalls | 3 | 3 | 2 | 9 | .111 | 4 | 0 | 0 | 0 | 0 | 0 | 9 | 1 | 0 |
| 18 | Dani Busboom | 3 | 0 | 0 | 0 | .000 | 16 | 1 | 0 | 0 | 7 | 0 | 0 | 0 | 1 |
| | Totals | 3 | 51 | 24 | 146 | .185 | 51 | 4 | 9 | 4 | 51 | 0 | 28 | 4 | 2 |

**TEAM ATTACK PER GAME** **TOTAL TEAM BLOCKS: 14.0**

| Game | K | E | TA | Pct. |
|---|---|---|---|---|
| 1 | 12 | 8 | 49 | .082 |
| 2 | 20 | 10 | 51 | .196 |
| 3 | 19 | 6 | 46 | .283 |

# History

## Team Results

| Year | Champion (Record) | Coach | Score | Runner-Up | Host or Site | Championship Match Attend.† | Championship Total Attend.† |
|---|---|---|---|---|---|---|---|
| 1981 | Southern California (27-10) | Chuck Erbe | 3-2 | UCLA | UCLA | 6,289 | 11,875 |
| 1982 | Hawaii (33-1) | Dave Shoji | 3-2 | Southern California | Pacific | 4,126 | 18,462 |
| 1983 | Hawaii (34-2) | Dave Shoji | 3-0 | UCLA | Kentucky | 2,000 | 27,863 |
| 1984 | UCLA (33-6) | Andy Banachowski | 3-2 | Stanford | UCLA | 4,285 | 29,215 |
| 1985 | Pacific (36-3) | John Dunning | 3-1 | Stanford | Western Mich. | 7,876 | 37,521 |
| 1986 | Pacific (39-3) | John Dunning | 3-0 | Nebraska | Pacific | 6,500 | 40,103 |
| 1987 | Hawaii (37-2) | Dave Shoji | 3-1 | Stanford | Indianapolis | 6,885 | 41,811 |
| 1988 | Texas (34-5) | Mick Haley | 3-0 | Hawaii | Minnesota | 9,107 | 40,437 |
| 1989 | Long Beach St. (32-5) | Brian Gimmillaro | 3-0 | Nebraska | Hawaii | 5,693 | 50,170 |
| 1990 | UCLA (36-1) | Andy Banachowski | 3-0 | Pacific | Maryland | 5,314 | 57,036 |
| 1991 | UCLA (31-5) | Andy Banachowski | 3-2 | Long Beach St. | UCLA | 7,177 | 56,934 |
| 1992 | Stanford (31-2) | Don Shaw | 3-1 | UCLA | New Mexico | 4,693 | 46,704 |
| 1993 | Long Beach St. (32-2) | Brian Gimmillaro | 3-1 | Penn St. | Wisconsin | 11,114 | 67,935 |
| 1994 | Stanford (32-1) | Don Shaw | 3-1 | UCLA | Texas | 8,312 | 69,428 |
| 1995 | Nebraska (32-1) | Terry Pettit | 3-1 | Texas | Massachusetts | 7,364 | 100,565 |
| 1996 | Stanford (31-2) | Don Shaw | 3-0 | Hawaii | Cleveland St. | 8,009 | 99,303 |
| 1997 | Stanford (33-2) | Don Shaw | 3-2 | Penn St. | Washington St. | 10,792 | 80,791 |
| 1998 | Long Beach St. (36-0) | Brian Gimmillaro | 3-2 | Penn St. | Wisconsin | 13,194 | 104,861 |
| 1999 | Penn St. (36-1) | Russ Rose | 3-0 | Stanford | Hawaii | 10,252 | 95,523 |
| 2000 | Nebraska (34-0) | John Cook | 3-2 | Wisconsin | Va. Commonwealth | 8,444 | 109,488 |
| 2001 | Stanford (33-2) | John Dunning | 3-0 | Long Beach St. | San Diego St. | 10,067 | 92,775 |
| 2002 | Southern California (31-1) | Mick Haley | 3-1 | Stanford | New Orleans | 6,451 | 80,957 |
| 2003 | Southern California (35-0) | Mick Haley | 3-1 | Florida | Dallas | 7,261 | 97,958 |
| 2004 | Stanford (30-6) | John Dunning | 3-0 | Minnesota | Long Beach St. | 8,826 | 83,123 |
| 2005 | Washington (32-1) | Jim McLaughlin | 3-0 | Nebraska | UTSA | 8,482 | 109,431 |

*†Paid attendance.*

## All-Tournament Teams

**Most Outstanding Player.*

**1981**
Jeanne Beauprey, UCLA
Jayne Gibson, Pacific
Patty Orozco, UCLA
Linda Robertson, UCLA
Dana Smith, Southern California
Cathy Stukel, Southern California

**1982**
Tracy Clark, Southern California
Deitre Collins, Hawaii
Mary Holland, San Diego St.
Kim Oden, Stanford
Kim Ruddins, Southern California
Lisa Strand, Hawaii

**1983**
Deitre Collins, Hawaii
Joyce Kaapuni, Hawaii
Patty Orozco, UCLA
Kori Pulaski, Hawaii
Kari Rush, Stanford
Jan Sanders, Pacific

**1984**
Michelle Boyette, UCLA
Bobbi Broer, Stanford
Susan Compton, Stanford
Merja Connolly, UCLA
Liz Masakayan, UCLA
Kim Oden, Stanford

**1985**
Liz Masakayan, UCLA
Teri McGrath, Pacific
Elaina Oden, Pacific
Kim Oden, Stanford
Kim Ruddins, Southern California
Wendi Rush, Stanford

**1986**
Karen Dahlgren, Nebraska
Tisha Delaney, Nebraska
Brooke Herrington, Pacific
Liz Hert, Pacific
Teri McGrath, Pacific
Elaina Oden, Pacific

**1987**
Suzanne Eagye, Hawaii
Diana Jessie, Hawaii
Nancy Reno, Stanford
Wendi Rush, Stanford
Teresa Smith, Stanford
Teee Williams, Hawaii

**1988**
Martina Cincerova, Hawaii
Dawn Davenport, Texas
Mary Eggers, Illinois
Stacie Nichols, Texas
Sue Schelfhout, Texas
Teee Williams, Hawaii

**1989**
Tara Cross, Long Beach St.
Val Novak, Nebraska
Chris Rudiger, Texas-Arlington
Sheri Sanders, Long Beach St.
Eileen Shannon, Nebraska
Antoinette White, Long Beach St.

**1990**
Natalie Williams, UCLA
Marissa Hatchett, UCLA
Jenny Evans, UCLA
Holly McPeak, UCLA
Monique Adams, LSU
Krissy Fifer, Pacific

**1991**
Sabrina Hernandez, Long Beach St.
Danielle Scott, Long Beach St.
Elaine Youngs, UCLA
Christine Romero, Long Beach St.
Angie Miller, LSU
*Antoinette White, Long Beach St.
*Natalie Williams, UCLA

**1992**
Carrie Feldman, Stanford
Aycan Gokberk, Florida
Bev Oden, Stanford
Cary Wendell, Stanford
Natalie Williams, UCLA
Elaine Youngs, UCLA

**1993**
Nichelle Burton, Long Beach St.
Salima Davidson, Penn St.
Charlene Johnson, Brigham Young
Jen Reimers, Penn St.
Danielle Scott, Long Beach St.
Zeynep Ton, Penn St.

**1994**
Jenny Johnson, UCLA
Marnie Triefenbach, Stanford
Annett Buckner, UCLA
Kristin Folkl, Stanford
Salima Davidson, Penn St.
Cary Wendell, Stanford

**1995**
Allison Weston, Nebraska
Kate Crnich, Nebraska
Kristin Folkl, Stanford
Christy Johnson, Nebraska
Demetria Sance, Texas
Billie Winsett, Nebraska

**1996**
*Kerri Walsh, Stanford
Kristin Folkl, Stanford
Lisa Sharpley, Stanford
Angelica Ljungquist, Hawaii
Robyn Ah Mow, Hawaii
Lisa Reitsma, Nebraska

**1997**
*Terri Zemaitis, Penn St.
Kristin Folkl, Stanford
Paula McNamee, Stanford
Carrie Schonveld, Penn St.
Lisa Sharpley, Stanford
Lauren Cacciamani, Penn St.

**1998**
*Misty May, Long Beach St.
*Lauren Cacciamani, Penn St.
Benishe Dillard, Long Beach St.
Veronica Walls, Long Beach St.
Jessica Alvarado, Long Beach St.
Bonnie Bremner, Penn St.

**1999**
*Lauren Cacciamani, Penn St.
Bonnie Bremner, Penn St.
Carrie Schonveld, Penn St.
Kerri Walsh, Stanford
Logan Tom, Stanford
Elsa Stegemenn, Pacific

**2000**
*Greichaly Cepero, Nebraska
Amber Holmquist, Nebraska
Laura Pilakowski, Nebraska
Lizzy Fitzgerald, Wisconsin
Sherisa Livingston, Wisconsin
Lily Kahumoku, Hawaii

**2001**
*Logan Tom, Stanford
Ogonna Nnamani, Stanford
Robyn Lewis, Stanford
Ashley Ivy, Stanford
Tayyiba Haneef, Long Beach St.
Brittany Hochevar, Long Beach St.

**2002**
*Keao Burdine, Southern California
Katie Olsovsky, Southern California
April Ross, Southern California
Logan Tom, Stanford
Ogonna Nnamani, Stanford
Kim Willoughby, Hawaii

**2003**
*Keao Burdine, Southern California
Bibiana Candelas, Southern California
April Ross, Southern California
Jane Collymore, Florida
Aury Cruz, Florida
Cassie Busse, Minnesota

**2004**
*Ogonna Nnamani, Stanford
Jennifer Hucke, Stanford
Kristin Richards, Stanford
Bryn Kehoe, Stanford
Erin Martin, Minnesota
Paula Gentil, Minnesota

**2005**
*Christal Morrison, Washington
Sanja Tomasevic, Washington
Courtney Thompson, Washington
Christina Houghtelling, Nebraska
Sarah Pavan, Nebraska
Jennifer Saleaumua, Nebraska
Kristen Andre, Tennessee

## Individual Records

### KILLS, MATCH
46—Elsa Stegemann, Pacific (3) vs. Michigan (2), 12-4-99.

### KILLS, TOURNAMENT
165—Ogonna Nnamani, Stanford, 2004 (18 vs. Jacksonville, 30 vs. Florida, 28 vs. Texas, 27 vs. Wisconsin, 33 vs. Washington, 29 vs. Minnesota).

### TOTAL ATTEMPTS, MATCH
99—Teee Williams-Sanders, Hawaii (3) vs. Cal Poly (2), 12-8-89.

### TOTAL ATTEMPTS, TOURNAMENT
356—Ogonna Nnamani, Stanford, 2004 (36 vs. Jacksonville, 89 vs. Florida, 56 vs. Texas, 49 vs. Wisconsin, 78 vs. Washington, 48 vs. Minnesota).

### SERVICE ACES, MATCH
11—Beverly Robinson, Tennessee (3) vs. Northwestern (2), 12-4-82.

### SERVICE ACES, TOURNAMENT
20—Misty May, Long Beach St., 1998 (4 vs. Southern U., 4 vs. Arizona, 4 vs. Illinois, 4 vs. Texas, 2 vs. Florida, 2 vs. Penn St.).

### BLOCK SOLOS, MATCH
11—Marsha Bond, Kentucky (1) vs. Hawaii (3), 12-11-83.

### BLOCK SOLOS, TOURNAMENT
15—Jayne Gibson, Pacific, 1981 (2 vs. Penn St., 4 vs. Cal Poly, 6 vs. Southern California, 3 vs. San Diego St.); Dietre Collins, Hawaii, 1982 (1 vs. San Jose St., 6 vs. Cal Poly, 2 vs. Stanford, 6 vs. Southern California); Ogonna Nnamani, Stanford, 2004 (2 vs. Jacksonville, 3 vs. Florida, 2 vs. Texas, 2 vs. Wisconsin, 5 vs. Washington, 1 vs. Minnesota).

### DIGS, MATCH
53—Taylor Rayfield, North Carolina (1) vs. Col. of Charleston (3), 12-2-05.

### DIGS, TOURNAMENT
173—Paula Gentil, Minnesota, 2004 (25 vs. Long Island, 21 vs. Yale, 38 vs. Ohio St., 41 vs. Georgia Tech, 33 vs. Southern California, 15 vs. Stanford).

### HITTING PERCENTAGE, MATCH
**(Min. 15 Attempts)**
.889—Nicole Fawcett, Penn St. (3) vs. Long Island (0), 12-3-05.

### HITTING PERCENTAGE, TOURNAMENT
**(Min. 75 Attempts)**
.564—Marissa Dalee, Arizona, 2000 (.588 vs. Alabama A&M, 11-1/17; .667 vs. Michigan, 13-1/18; .294 vs. Brigham Young, 6-1/17; .654 vs. Nebraska, 17-0/26).

## Team Records

### KILLS, MATCH

112—Texas-Arlington (3) vs. Pepperdine (2), 12-3-88; UC Santa Barb. (2) vs. Cal Poly (3), 12-3-89; Texas (2) vs. LSU (3), 12-9-90.

### KILLS, TOURNAMENT

400—Wisconsin, 2000 (31 vs. Bucknell, 80 vs. UNI, 72 vs. Kansas St., 95 vs. UCLA, 60 vs. Southern California, 62 vs. Nebraska).

### TOTAL ATTEMPTS, MATCH

328—UC Santa Barb. (2) vs. Cal Poly (3), 12-3-89.

### TOTAL ATTEMPTS, TOURNAMENT

1,019—Wisconsin, 2000 (56 vs. Bucknell, 178 vs. UNI, 182 vs. Kansas St., 260 vs. UCLA, 152 vs. Southern California, 191 vs. Nebraska).

### SERVICE ACES, MATCH

20—Tennessee (3) vs. Northwestern (2), 12-4-82.

### SERVICE ACES, TOURNAMENT

43—Long Beach St., 1998 (15 vs. Southern U., 7 vs. Arizona, 8 vs. Illinois, 6 vs. Texas, 4 vs. Florida, 3 vs. Penn St.).

### BLOCK SOLOS, MATCH

25—Kentucky (1) vs. Hawaii (3), 12-11-83.

### BLOCK SOLOS, TOURNAMENT

35—Hawaii, 1983 (11 vs. Tennessee, 10 vs. Kentucky, 6 vs. Stanford, 8 vs. UCLA).

### DIGS, MATCH

177—UC Santa Barb. (2) vs. Cal Poly (3), 12-3-89.

### DIGS, TOURNAMENT

410—Wisconsin, 2000 (26 vs. Bucknell, 72 vs. UNI, 71 vs. Kansas St., 99 vs. UCLA, 67 vs. Southern California, 75 vs. Nebraska).

### HITTING PERCENTAGE, MATCH

.667—Stanford (3) vs. Pacific (1), 12-18-83.

### HITTING PERCENTAGE, TOURNAMENT

**(Min. 2 Matches)**

.369—Long Beach St., 1995 (.473 vs. Colorado St., 66-14/110; .299 vs. San Diego St., 69-20/164).

## Won-Lost Records in Tournament Play

*(Note: Beginning in 1986, no third-place match was played. Third place is awarded to both teams that lose in the semifinals.)*

| Team (Years Participated) | Yrs. | Won | Lost | Pct. | 1st | 2nd | 3rd | 4th |
|---|---|---|---|---|---|---|---|---|
| Alabama (2005) | 1 | 0 | 1 | .000 | 0 | 0 | 0 | 0 |
| Alabama A&M (2000-01-02-03-04-05) | 6 | 0 | 6 | .000 | 0 | 0 | 0 | 0 |
| Albany (N.Y.) (2004) | 1 | 0 | 1 | .000 | 0 | 0 | 0 | 0 |
| Alliant Int'l (1986) | 1 | 0 | 1 | .000 | 0 | 0 | 0 | 0 |
| American (1997-98-2001-02-03-04-05) | 7 | 0 | 7 | .000 | 0 | 0 | 0 | 0 |
| Appalachian St. (1993-94) | 2 | 0 | 2 | .000 | 0 | 0 | 0 | 0 |
| Arizona (1981-82-83-84-85-86-87-88-89-93-94-96-97-98-99-2000-01-02-03-04-05) | 21 | 26 | 21 | .553 | 0 | 0 | 0 | 0 |
| Arizona St. (1981-82-83-85-86-87-88-92-93-94-95-99-2000-02) | 14 | 7 | 14 | .333 | 0 | 0 | 0 | 0 |
| Arkansas (1996-97-98-99-2001-03-04-05) | 8 | 7 | 8 | .467 | 0 | 0 | 0 | 0 |
| Ark.-Little Rock (1996-97-98-2000) | 4 | 0 | 4 | .000 | 0 | 0 | 0 | 0 |
| Arkansas St. (1992-94-95-99) | 4 | 0 | 4 | .000 | 0 | 0 | 0 | 0 |
| Ball St. (1992-93-94-95-99-2000-02) | 7 | 2 | 7 | .222 | 0 | 0 | 0 | 0 |
| Baylor (1999-2001) | 2 | 1 | 2 | .333 | 0 | 0 | 0 | 0 |
| Binghamton (2005) | 1 | 0 | 1 | .000 | 0 | 0 | 0 | 0 |
| Bowling Green (1991) | 1 | 0 | 1 | .000 | 0 | 0 | 0 | 0 |
| Brigham Young (1981-82-83-84-85-86-87-88-90-91-92-93-94-95-96-97-98-99-2000-01-03-05) | 22 | 27 | 22 | .551 | 0 | 0 | 1 | 0 |
| Brown (1996-98) | 2 | 0 | 2 | .000 | 0 | 0 | 0 | 0 |
| Bucknell (1998-2000) | 2 | 0 | 2 | .000 | 0 | 0 | 0 | 0 |
| Butler (1997) | 1 | 0 | 1 | .000 | 0 | 0 | 0 | 0 |
| Cal Poly (1981-82-83-84-85-86-87-88-89-99-2000-02) | 12 | 10 | 12 | .455 | 0 | 0 | 0 | 0 |
| Cal St. Northridge (1992-96-2003-04) | 4 | 0 | 4 | .000 | 0 | 0 | 0 | 0 |
| California (1982-83-87-88-89-2002-03-04-05) | 9 | 8 | 9 | .471 | 0 | 0 | 0 | 0 |
| UC Irvine (1988-2003-04) | 3 | 1 | 3 | .250 | 0 | 0 | 0 | 0 |
| UC Santa Barb. (1981-82-83-84-85-86-87-88-89-90-91-92-93-94-95-96-97-98-99-2000-01-02-03-04-05) | 25 | 21 | 25 | .457 | 0 | 0 | 0 | 0 |
| UCF (1994-95-96-97-2001-02-03) | 7 | 2 | 7 | .222 | 0 | 0 | 0 | 0 |
| Col. of Charleston (2002-04-05) | 3 | 1 | 3 | .250 | 0 | 0 | 0 | 0 |
| Chattanooga (1997-98) | 2 | 0 | 2 | .000 | 0 | 0 | 0 | 0 |
| Cincinnati (1981-99-2000-01-02-03) | 6 | 1 | 6 | .143 | 0 | 0 | 0 | 0 |
| Clemson (1993-94-97-98-99) | 5 | 2 | 5 | .286 | 0 | 0 | 0 | 0 |
| Coastal Caro. (1996-98) | 2 | 0 | 2 | .000 | 0 | 0 | 0 | 0 |
| Colgate (1996-99) | 2 | 0 | 2 | .000 | 0 | 0 | 0 | 0 |
| Colorado (1989-91-92-93-94-95-96-97-98-99-2000-01-03-04-05) | 15 | 8 | 15 | .348 | 0 | 0 | 0 | 0 |
| Colorado St. (1983-84-85-86-87-88-95-96-97-98-99-2000-01-02-03-04-05) | 17 | 16 | 17 | .485 | 0 | 0 | 0 | 0 |
| Cornell (1993-2005) | 2 | 0 | 2 | .000 | 0 | 0 | 0 | 0 |
| Davidson (1999-2000) | 2 | 0 | 2 | .000 | 0 | 0 | 0 | 0 |
| Dayton (2003-04-05) | 3 | 1 | 3 | .250 | 0 | 0 | 0 | 0 |
| DePaul (1993-2001) | 2 | 0 | 2 | .000 | 0 | 0 | 0 | 0 |
| Duke (1984-85-86-91-92-93-94-2000-01-02-05) | 11 | 6 | 11 | .353 | 0 | 0 | 0 | 0 |
| Eastern Ill. (2001) | 1 | 0 | 1 | .000 | 0 | 0 | 0 | 0 |
| Eastern Ky. (1984-2004) | 2 | 0 | 2 | .000 | 0 | 0 | 0 | 0 |
| Eastern Wash. (1989-98-99-2001) | 4 | 1 | 4 | .200 | 0 | 0 | 0 | 0 |
| Fairfield (1997-98-99-2000-01) | 5 | 0 | 5 | .000 | 0 | 0 | 0 | 0 |
| Florida (1987-91-92-93-94-95-96-97-98-99-2000-01-02-03-04-05) | 16 | 43 | 16 | .729 | 0 | 1 | 6 | 0 |
| Florida A&M (1999-2001-02-03-04-05) | 6 | 1 | 6 | .143 | 0 | 0 | 0 | 0 |
| Fla. Atlantic (1999-2005) | 2 | 0 | 2 | .000 | 0 | 0 | 0 | 0 |
| Florida Int'l (2001) | 1 | 1 | 1 | .500 | 0 | 0 | 0 | 0 |
| Florida St. (1983-85-87-88-89-90-92-93-97-98-2002) | 11 | 1 | 11 | .083 | 0 | 0 | 0 | 0 |
| Fresno St. (1984-91-98-2002) | 4 | 2 | 4 | .333 | 0 | 0 | 0 | 0 |
| George Mason (1993-94-95-96-2002-03) | 6 | 1 | 6 | .143 | 0 | 0 | 0 | 0 |
| George Washington (1993-94-95-2000) | 4 | 3 | 4 | .429 | 0 | 0 | 0 | 0 |
| Georgetown (1998-99) | 2 | 0 | 2 | .000 | 0 | 0 | 0 | 0 |
| Georgia (1985-86-91-92-93-94-95-2004) | 8 | 5 | 8 | .385 | 0 | 0 | 0 | 0 |
| Ga. Southern (2001-03) | 2 | 0 | 2 | .000 | 0 | 0 | 0 | 0 |
| Georgia St. (2000) | 1 | 0 | 1 | .000 | 0 | 0 | 0 | 0 |
| Georgia Tech (1994-95-96-2000-01-02-03-04) | 8 | 9 | 8 | .529 | 0 | 0 | 0 | 0 |
| Gonzaga (1990) | 1 | 0 | 1 | .000 | 0 | 0 | 0 | 0 |
| Hawaii (1981-82-83-84-85-86-87-88-89-90-91-93-94-95-96-97-98-99-2000-01-02-03-04-05) | 24 | 58 | 21 | .734 | 3 | 2 | 3 | 0 |
| Hofstra (1995-96-97-99-2000) | 5 | 0 | 5 | .000 | 0 | 0 | 0 | 0 |

| Team (Years Participated) | Yrs. | Won | Lost | Pct. | 1st | 2nd | 3rd | 4th |
|---|---|---|---|---|---|---|---|---|
| Houston (1989-91-92-93-94-95-96-97-98-99-2000) | 11 | 3 | 11 | .214 | 0 | 0 | 0 | 0 |
| Idaho (1992-93-94-95-2003-04) | 6 | 2 | 6 | .250 | 0 | 0 | 0 | 0 |
| Idaho St. (1986-87-90) | 3 | 0 | 3 | .000 | 0 | 0 | 0 | 0 |
| Illinois (1985-86-87-88-89-90-91-92-93-94-95-98-99-2001-03-04) | 16 | 21 | 16 | .568 | 0 | 0 | 2 | 0 |
| Illinois St. (1982-83-84-85-88-89-92-93-96-97-98) | 11 | 2 | 11 | .154 | 0 | 0 | 0 | 0 |
| Indiana (1995-98-99-2002) | 4 | 2 | 4 | .333 | 0 | 0 | 0 | 0 |
| Iona (2004) | 1 | 0 | 1 | .000 | 0 | 0 | 0 | 0 |
| Iowa (1989-94) | 2 | 0 | 2 | .000 | 0 | 0 | 0 | 0 |
| Iowa St. (1995) | 1 | 1 | 1 | .500 | 0 | 0 | 0 | 0 |
| Jacksonville (2004) | 1 | 0 | 1 | .000 | 0 | 0 | 0 | 0 |
| Jacksonville St. (2005) | 1 | 0 | 1 | .000 | 0 | 0 | 0 | 0 |
| James Madison (1999-2000) | 2 | 0 | 2 | .000 | 0 | 0 | 0 | 0 |
| Kansas (2003-04-05) | 3 | 2 | 3 | .400 | 0 | 0 | 0 | 0 |
| Kansas St. (1996-97-98-99-2000-01-02-03-04-05) | 10 | 11 | 10 | .524 | 0 | 0 | 0 | 0 |
| Kentucky (1983-87-88-90-92-93-2005) | 7 | 7 | 7 | .500 | 0 | 0 | 0 | 0 |
| Lamar (1983-84-93) | 3 | 0 | 3 | .000 | 0 | 0 | 0 | 0 |
| Lehigh (1997) | 1 | 0 | 1 | .000 | 0 | 0 | 0 | 0 |
| Liberty (1997-99-2001) | 3 | 0 | 3 | .000 | 0 | 0 | 0 | 0 |
| Long Beach St. (1985-87-88-89-90-91-92-93-94-95-96-97-98-99-2000-01-02-03-04-05) | 20 | 45 | 17 | .726 | 3 | 2 | 3 | 0 |
| Long Island (2004-05) | 2 | 1 | 2 | .333 | 0 | 0 | 0 | 0 |
| LSU (1986-87-89-90-91-92-2005) | 7 | 10 | 7 | .588 | 0 | 0 | 2 | 0 |
| Louisville (1982-90-91-92-93-94-95-96-98-99-2000-01-02-03-04-05) | 16 | 12 | 16 | .429 | 0 | 0 | 0 | 0 |
| Loyola Marymount (1986-94-95-96-97-99-2000-03-04-05) | 10 | 5 | 10 | .333 | 0 | 0 | 0 | 0 |
| Loyola (Ill.) (1995-99-2000-04-05) | 5 | 0 | 5 | .000 | 0 | 0 | 0 | 0 |
| Manhattan (2002-03) | 2 | 0 | 2 | .000 | 0 | 0 | 0 | 0 |
| Marshall (1995-2005) | 2 | 0 | 2 | .000 | 0 | 0 | 0 | 0 |
| Maryland (1990-95-96-97-2003-04-05) | 7 | 5 | 7 | .417 | 0 | 0 | 0 | 0 |
| UMBC (1998) | 1 | 0 | 1 | .000 | 0 | 0 | 0 | 0 |
| Memphis (1994) | 1 | 0 | 1 | .000 | 0 | 0 | 0 | 0 |
| Miami (Fla.) (2002) | 1 | 2 | 1 | .667 | 0 | 0 | 0 | 0 |
| Miami (Ohio) (1981-90-95-96-97-98) | 6 | 1 | 6 | .143 | 0 | 0 | 0 | 0 |
| Michigan (1997-99-2000-02-03-04) | 6 | 5 | 6 | .455 | 0 | 0 | 0 | 0 |
| Michigan St. (1994-95-96-97-98-99-2000-01-02-03) | 10 | 11 | 10 | .524 | 0 | 0 | 1 | 0 |
| Middle Tenn. (1995) | 1 | 0 | 1 | .000 | 0 | 0 | 0 | 0 |
| Minnesota (1989-93-96-97-99-2000-01-02-03-04-05) | 11 | 22 | 11 | .667 | 0 | 1 | 1 | 0 |
| Missouri (2000-01-02-03-04-05) | 6 | 5 | 6 | .455 | 0 | 0 | 0 | 0 |
| Missouri St. (1982-90-93-2003-05) | 5 | 0 | 5 | .000 | 0 | 0 | 0 | 0 |
| Montana (1990-91-94) | 3 | 1 | 3 | .250 | 0 | 0 | 0 | 0 |
| Morgan St. (1997-98-2000) | 3 | 0 | 3 | .000 | 0 | 0 | 0 | 0 |
| Murray St. (2003) | 1 | 0 | 1 | .000 | 0 | 0 | 0 | 0 |
| Nebraska (1982-83-84-85-86-87-88-89-90-91-92-93-94-95-96-97-98-99-2000-01-02-03-04-05) | 24 | 64 | 22 | .744 | 2 | 3 | 4 | 0 |
| Nevada (1998-2001-02-04-05) | 5 | 0 | 5 | .000 | 0 | 0 | 0 | 0 |
| New Hampshire (1998-2002-03) | 3 | 0 | 3 | .000 | 0 | 0 | 0 | 0 |
| New Mexico (1981-88-90-91-92-93-94) | 7 | 5 | 7 | .417 | 0 | 0 | 0 | 0 |
| New Mexico St. (2003-04) | 2 | 0 | 2 | .000 | 0 | 0 | 0 | 0 |
| Nicholls St. (2003) | 1 | 0 | 1 | .000 | 0 | 0 | 0 | 0 |
| North Carolina (1982-83-88-89-98-99-2000-01-02-05) | 10 | 5 | 10 | .333 | 0 | 0 | 0 | 0 |
| North Carolina St. (1987) | 1 | 0 | 1 | .000 | 0 | 0 | 0 | 0 |
| North Texas (1995) | 1 | 0 | 1 | .000 | 0 | 0 | 0 | 0 |
| Northeastern (2001) | 1 | 0 | 1 | .000 | 0 | 0 | 0 | 0 |
| Northern Ariz. (1999) | 1 | 0 | 1 | .000 | 0 | 0 | 0 | 0 |
| Northern Ill. (1993-96-97-98-2001) | 5 | 3 | 5 | .375 | 0 | 0 | 0 | 0 |
| UNI (1986-87-91-94-95-98-99-2000-01-02-03) | 11 | 10 | 11 | .476 | 0 | 0 | 0 | 0 |
| Northwestern (1981-82-83-84-2002-03-05) | 7 | 1 | 7 | .125 | 0 | 0 | 0 | 0 |
| Notre Dame (1988-92-93-94-95-96-97-98-99-2000-01-02-03-04-05) | 15 | 14 | 15 | .483 | 0 | 0 | 0 | 0 |
| Ohio (2003-04-05) | 3 | 3 | 3 | .500 | 0 | 0 | 0 | 0 |
| Ohio St. (1989-90-91-92-93-94-95-96-97-98-99-2000-01-02-04-05) | 16 | 24 | 16 | .600 | 0 | 0 | 2 | 0 |
| Oklahoma (1987-88-97) | 3 | 3 | 3 | .500 | 0 | 0 | 0 | 0 |
| Oral Roberts (1995-96-97-98-99-2000-01-02) | 8 | 4 | 8 | .333 | 0 | 0 | 0 | 0 |
| Oregon (1984-86-87-89) | 4 | 1 | 4 | .200 | 0 | 0 | 0 | 0 |
| Oregon St. (1983-2001) | 2 | 0 | 2 | .000 | 0 | 0 | 0 | 0 |
| Pacific (1981-82-83-84-85-86-87-88-89-90-91-92-93-94-95-96-97-98-99-2000-01-02-03-04) | 24 | 46 | 24 | .657 | 2 | 1 | 2 | 2 |
| Penn (2001-02-03) | 3 | 0 | 3 | .000 | 0 | 0 | 0 | 0 |
| Penn St. (1981-82-83-84-85-86-87-88-89-90-91-92-93-94-95-96-97-98-99-2000-01-02-03-04-05) | 25 | 45 | 24 | .652 | 1 | 3 | 1 | 0 |
| Pepperdine (1981-82-84-86-87-88-89-90-91-97-98-99-2000-01-02-03-05 | 17 | 14 | 17 | .452 | 0 | 0 | 0 | 0 |
| Pittsburgh (1982-84-86-87-90-91-92-93-94-2003-04) | 11 | 3 | 11 | .214 | 0 | 0 | 0 | 0 |
| Prairie View (1999) | 1 | 0 | 1 | .000 | 0 | 0 | 0 | 0 |
| Princeton (1994-97-99-2000) | 4 | 0 | 4 | .000 | 0 | 0 | 0 | 0 |
| Providence (1983-85) | 2 | 0 | 2 | .000 | 0 | 0 | 0 | 0 |
| Purdue (1981-82-83-84-85-87-90-2004-05) | 9 | 9 | 9 | .500 | 0 | 0 | 0 | 0 |
| Radford (1993-2000) | 2 | 0 | 2 | .000 | 0 | 0 | 0 | 0 |
| Rhode Island (1985-91) | 2 | 0 | 2 | .000 | 0 | 0 | 0 | 0 |
| Rice (2004) | 1 | 0 | 1 | .000 | 0 | 0 | 0 | 0 |
| Rider (1994) | 1 | 0 | 1 | .000 | 0 | 0 | 0 | 0 |
| Robert Morris (1999-2000-01-02-03) | 5 | 0 | 5 | .000 | 0 | 0 | 0 | 0 |
| Rutgers (1982) | 1 | 0 | 1 | .000 | 0 | 0 | 0 | 0 |
| Sacramento St. (1997-98-99-2000-02-03-04-05) | 8 | 1 | 8 | .111 | 0 | 0 | 0 | 0 |
| St. Mary's (Cal.) (2003-04-05) | 3 | 2 | 3 | .400 | 0 | 0 | 0 | 0 |
| Sam Houston St. (1993-96) | 2 | 0 | 2 | .000 | 0 | 0 | 0 | 0 |
| San Diego (1993-96-97-98-99-2001-02-03-04-05) | 10 | 7 | 10 | .412 | 0 | 0 | 0 | 0 |
| San Diego St. (1981-82-83-84-85-86-88-89-90-94-95-96-2001) | 13 | 15 | 13 | .536 | 0 | 0 | 2 | 0 |
| San Francisco (2003) | 1 | 0 | 1 | .000 | 0 | 0 | 0 | 0 |
| San Jose St. (1982-83-84-85-86-87-88-89-90-98-2000-01) | 12 | 8 | 13 | .381 | 0 | 0 | 0 | 1 |

| Team (Years Participated) | Yrs. | Won | Lost | Pct. | 1st | 2nd | 3rd | 4th |
|---|---|---|---|---|---|---|---|---|
| Santa Clara (1992-93-98-99-2000-01-02-03-04-05) | 10 | 6 | 10 | .375 | 0 | 0 | 1 | 0 |
| Siena (1995-2005) | 2 | 0 | 2 | .000 | 0 | 0 | 0 | 0 |
| South Carolina (1984-95-97-98-2000-01-02) | 7 | 4 | 7 | .364 | 0 | 0 | 0 | 0 |
| South Fla. (1993-95-96-97-98-2000-02) | 7 | 2 | 7 | .222 | 0 | 0 | 0 | 0 |
| Southeast Mo. St. (1996-98-99-2000) | 4 | 1 | 4 | .200 | 0 | 0 | 0 | 0 |
| Southern U. (1998) | 1 | 0 | 1 | .000 | 0 | 0 | 0 | 0 |
| Southern California (1981-82-83-84-85-87-88-89-91-92-93-94-95-96-97-98-99-2000-01-02-03-04-05) | 23 | 50 | 20 | .714 | 3 | 1 | 3 | 0 |
| Stanford (1981-82-83-84-85-86-87-88-89-90-91-92-93-94-95-96-97-98-99-2000-01-02-03-04-05 | 25 | 77 | 20 | .794 | 6 | 5 | 3 | 1 |
| Stephen F. Austin (1994-97-99) | 3 | 0 | 3 | .000 | 0 | 0 | 0 | 0 |
| Temple (1997-98-99-2002) | 4 | 2 | 4 | .333 | 0 | 0 | 0 | 0 |
| Tennessee (1981-82-83-84-93-2000-04-05) | 8 | 10 | 8 | .556 | 0 | 0 | 1 | 0 |
| Tenn.-Martin (2002) | 1 | 0 | 1 | .000 | 0 | 0 | 0 | 0 |
| Tennessee Tech (1997) | 1 | 0 | 1 | .000 | 0 | 0 | 0 | 0 |
| Texas (1982-83-84-85-86-87-88-89-90-91-92-93-94-95-96-97-98-99-2001-02-04-05) | 22 | 43 | 21 | .672 | 1 | 1 | 2 | 0 |
| Texas-Arlington (1985-86-87-88-89-90-2001-02) | 8 | 7 | 8 | .467 | 0 | 0 | 1 | 0 |
| UTSA (2000) | 1 | 0 | 1 | .000 | 0 | 0 | 0 | 0 |
| Texas A&M (1981-82-85-86-93-94-95-96-97-98-99-2000-01-02-03-04-05) | 17 | 20 | 17 | .541 | 0 | 0 | 0 | 0 |
| Texas St. (1986-91-98-2004-05) | 5 | 0 | 5 | .000 | 0 | 0 | 0 | 0 |
| Texas Tech (1990-91-92-95-96-98-2000-01) | 8 | 3 | 8 | .273 | 0 | 0 | 0 | 0 |
| Towson (2004) | 1 | 0 | 1 | .000 | 0 | 0 | 0 | 0 |
| UCLA (1981-82-83-84-85-86-87-88-89-90-91-92-93-94-95-97-98-99-2000-01-02-03-04-05) | 24 | 63 | 22 | .741 | 3 | 4 | 2 | 1 |
| Utah (1998-99-2000-01-02-03-04-05) | 8 | 7 | 8 | .467 | 0 | 0 | 0 | 0 |
| Utah St. (2000-01-05) | 3 | 2 | 3 | .400 | 0 | 0 | 0 | 0 |
| Valparaiso (2003-04-05) | 3 | 0 | 3 | .000 | 0 | 0 | 0 | 0 |
| Villanova (1997) | 1 | 0 | 1 | .000 | 0 | 0 | 0 | 0 |
| Virginia (1998-99) | 2 | 0 | 2 | .000 | 0 | 0 | 0 | 0 |
| Va. Commonwealth (2005) | 1 | 0 | 1 | .000 | 0 | 0 | 0 | 0 |
| Washington (1986-88-89-94-96-97-2002-03-04-05) | 10 | 20 | 9 | .670 | 1 | 0 | 1 | 0 |
| Washington St. (1991-93-94-95-96-97-2000-01-02) | 9 | 9 | 9 | .500 | 0 | 0 | 0 | 0 |
| Weber St. (1988) | 1 | 0 | 1 | .000 | 0 | 0 | 0 | 0 |
| Western Ky. (2002-05) | 2 | 0 | 2 | .000 | 0 | 0 | 0 | 0 |
| Western Mich. (1982-83-84-85-86-87-88-89-2000) | 9 | 5 | 9 | .357 | 0 | 0 | 0 | 0 |
| Wichita St. (2004) | 1 | 1 | 1 | .500 | 0 | 0 | 0 | 0 |
| William & Mary (2001) | 1 | 0 | 1 | .000 | 0 | 0 | 0 | 0 |
| Winthrop (2002-03-04-05) | 4 | 0 | 4 | .000 | 0 | 0 | 0 | 0 |
| Wisconsin (1990-91-93-94-96-97-98-99-2000-01-02-03-04-05) | 14 | 26 | 14 | .650 | 0 | 1 | 0 | 0 |
| Wis.-Green Bay (2003) | 1 | 0 | 1 | .000 | 0 | 0 | 0 | 0 |
| Wis.-Milwaukee (1998-99-2000-01-02) | 5 | 0 | 5 | .000 | 0 | 0 | 0 | 0 |
| Wyoming (1986-89-90-94) | 4 | 2 | 4 | .333 | 0 | 0 | 0 | 0 |
| Xavier (2001) | 1 | 0 | 1 | .000 | 0 | 0 | 0 | 0 |
| Yale (2004) | 1 | 1 | 1 | .500 | 0 | 0 | 0 | 0 |

## All-Time Results

**1981 First Round:** Texas A&M def. Pepperdine, 15-13, 15-12, 9-15, 15-9; Penn St. def. Cincinnati, 15-8, 15-6, 15-2; Purdue def. Tennessee, 15-13, 15-10, 15-10; New Mexico def. Miami (Ohio), 11-15, 15-11, 15-11, 15-9. **Regional Semifinals:** Hawaii def. Texas A&M, 15-6, 15-10, 15-7; Southern California def. Arizona, 15-6, 15-5, 15-10; Pacific def. Penn St., 10-15, 15-13, 15-10, 2-15, 15-13; Cal Poly def. Northwestern, 18-16, 15-11, 16-14; UCLA def. Purdue, 15-11, 6-15, 11-15, 15-8, 15-3; Stanford def. Arizona St., 15-0, 15-10, 15-6; San Diego St. def. New Mexico, 15-7, 15-3, 15-8; UC Santa Barb. def. Brigham Young, 15-11, 13-15, 4-15, 15-9, 15-8. **Regional Finals:** Southern California def. Hawaii, 15-12, 15-4, 11-15, 15-5; Pacific def. Cal Poly, 15-12, 15-12, 8-15, 15-9; UCLA def. Stanford, 4-15, 15-10, 15-10, 10-15, 15-3; San Diego St. def. UC Santa Barb., 15-9, 15-1, 15-8. **Semifinals:** Southern California def. Pacific, 9-15, 15-12, 15-11, 10-15, 15-11; UCLA def. San Diego St., 4-15, 15-8, 15-9, 15-8. **Third Place:** San Diego St. def. Pacific, 15-5, 15-10, 15-7. **Championship:** Southern California def. UCLA, 9-15, 15-7, 10-15, 15-13, 15-7.

**1982 First Round:** San Jose St. def. UC Santa Barb., 14-16, 15-6, 15-3, 12-15, 16-14; Arizona St. def. Illinois St., 14-16, 15-13, 15-8, 15-13; Cal Poly def. Pittsburgh, 15-9, 15-2, 15-5; Pacific def. North Carolina, 15-6, 15-3, 15-4; Arizona def. Texas A&M, 15-6, 15-8, 15-7; Texas def. Southwest Mo. St., 15-10, 8-15, 15-7, 15-13; Tennessee def. Northwestern, 15-12, 7-15, 4-15, 15-8, 15-9; Nebraska def. Penn St., 15-13, 15-5, 15-13; Purdue def. Rutgers, 12-15, 15-7, 15-3, 15-9; UCLA def. Louisville, 15-6, 15-4, 15-8; Brigham Young def. Western Mich., 15-10, 15-7, 15-7; California def. Pepperdine, 17-15, 15-13, 15-4. **Regional Semifinals:** Hawaii def. San Jose St., 15-10, 15-8, 15-2; Cal Poly def. Arizona St., 11-15, 15-11, 16-14, 15-10; Stanford def. Texas, 15-8, 15-8, 15-7; Pacific def. Arizona, 15-13, 15-13, 7-15, 15-5; Southern California def. Tennessee, 15-11, 15-7, 15-8; Purdue def. Nebraska, 12-15, 12-15, 15-4, 15-12, 15-5; UCLA def. Brigham Young, 15-5, 15-4, 18-16; San Diego St. def. California, 15-8, 15-11, 11-15, 15-13. **Regional Finals:** Hawaii def. Cal Poly, 5-15, 15-8, 15-12, 15-6; Stanford def. Pacific, 15-6, 15-8, 15-11; Southern California def. Purdue, 15-13, 15-3, 15-8; San Diego St. def. UCLA, 15-7, 15-10, 6-15, 15-6. **Semifinals:** Hawaii def. Stanford, 12-15, 15-9, 12-15, 15-11, 15-6; Southern California def. San Diego St., 15-13, 15-12, 15-12. **Third Place:** San Diego St. def. Stanford, 13-15, 15-11, 17-15, 10-15, 16-14. **Championship:** Hawaii def. Southern California, 14-16, 9-15, 15-13, 15-10, 15-12.

**1983 First Round:** California def. Oregon St., 12-15, 9-15, 15-12, 15-11, 15-10; UC Santa Barb. def. Northwestern, 15-5, 15-13, 15-8; Cal Poly def. San Jose St., 15-5, 15-7, 14-16, 15-13; Purdue def. Illinois St., 15-9, 5-15, 3-15, 15-1, 15-5; Western Mich. def. Nebraska, 9-15, 15-12, 15-12, 15-8; Penn St. def. Providence, 15-10, 15-9, 15-9; Tennessee def. Florida St., 12-15, 12-15, 15-1, 15-10, 15-8; Texas def. Lamar, 15-4, 15-3, 15-10; Kentucky def. North Carolina, 15-2, 15-13, 15-12; Arizona def. Southern California, 15-10, 4-15, 15-10, 4-15, 15-9; San Diego St. def. Colorado St., 15-8, 15-12, 15-9; Brigham Young def. Arizona St., 15-8, 15-8, 15-12. **Regional Semifinals:** Pacific def. California, 15-11, 15-3, 15-3; Cal Poly def. UC Santa Barb., 15-4, 12-15, 15-11, 13-15, 15-4; Western Mich. def. Purdue, 15-3, 9-15, 15-9, 14-16, 15-10; UCLA def. Penn St., 15-1, 16-14, 15-11; Hawaii def. Tennessee, 15-6, 15-7, 15-4; Kentucky def. Texas, 15-7, 6-15, 14-16, 15-13, 15-10; San Diego St. def. Arizona, 11-15, 15-7, 15-1, 15-5; Stanford def. Brigham Young, 16-14, 4-15, 15-12, 15-4. **Regional Finals:** Pacific def. Cal Poly, 15-9, 15-3, 15-10; UCLA def. Western Mich., 15-6, 15-8, 15-12; Hawaii def. Kentucky, 10-15, 18-16, 15-9, 15-10; Stanford def. San Diego St., 15-7, 15-11, 15-8. **Semifinals:** UCLA def. Pacific, 15-5, 15-12, 15-17, 9-15, 15-7; Hawaii def. Stanford, 15-9, 15-7, 15-7. **Third Place:** Stanford def. Pacific, 7-15, 15-8, 15-11, 15-2. **Championship:** Hawaii def. UCLA, 15-13, 15-4, 15-10.

**1984 First Round:** Colorado St. def. Arizona, 15-13, 15-11, 10-15, 15-11; San Diego St. def. Brigham Young, 15-13, 15-9, 15-11; Southern California def. Pepperdine, 15-6, 14-16, 15-8, 13-15, 15-8; Nebraska def. Pittsburgh, 15-6, 15-10, 18-16; Western Mich. def. Illinois St., 15-13, 9-15, 15-8, 17-15; Penn St. def. Northwestern, 7-15, 15-9, 15-4, 9-15, 15-3; Fresno St. def. UC Santa Barb., 12-15, 15-13, 15-11, 15-6; San Jose St. def. Purdue, 5-15, 15-8, 15-9, 15-13; Oregon def. Hawaii, 15-9, 16-4, 14-16, 3-15, 15-9; Texas def. Lamar, 15-4, 15-10, 15-8; Tennessee def. Eastern Ky., 15-2, 15-6, 15-9; Duke def. South Carolina, 15-13, 15-8, 10-15, 15-9. **Regional Semifinals:** Stanford def. Colorado St., 15-2, 15-5, 15-5; Southern California def. San Diego St., 15-7, 15-13, 15-10; Nebraska def. Western Mich., 15-12, 15-10, 8-15, 15-7; Pacific def. Penn St., 15-4, 15-8, 15-12; Fresno St. def. Cal Poly, 7-15, 15-11, 4-15, 15-4, 16-14; San Jose St. def. Oregon, 15-4, 17-15, 15-12; Texas def. Tennessee, 15-6, 15-7, 10-15, 15-6; UCLA def. Duke, 15-4, 15-3, 15-8. **Regional Finals:** Stanford def. Southern California, 11-15, 14-16, 15-9, 15-9, 15-10; Pacific def. Nebraska, 15-7, 15-8, 13-15, 15-3; San Jose St. def. Fresno St., 15-6, 6-15, 15-5, 15-4; UCLA def. Texas, 15-17, 15-11, 15-13, 16-14. **Semifinals:** Stanford def. Pacific, 15-11, 15-10, 15-12; UCLA def. San Jose St., 15-6, 15-2, 15-4. **Third Place:** Pacific def. San Jose St., 7-15, 15-13, 15-9, 15-6. **Championship:** UCLA def. Stanford, 15-12, 7-15, 15-10, 9-15, 15-13.

**1985 First Round:** Colorado St. def. Rhode Island, 15-5, 15-8, 15-3; Arizona def. Arizona St., 12-15, 13-15, 15-11, 15-12, 15-13; Brigham Young def. Providence, 15-3, 15-4, 15-5; Nebraska def. Penn St., 15-8, 15-7, 15-12; Purdue def. Illinois St., 15-11, 15-5, 15-6; Illinois def. Western Mich., 15-9, 15-11, 12-15, 15-2; Georgia def. Florida St., 15-6, 15-1, 15-10; Texas A&M def. Texas-Arlington, 15-6, 11-15, 16-14, 8-15, 15-10; Texas def. Duke, 15-9, 15-6, 15-8; Cal Poly def.

UC Santa Barb., 15-13, 15-9, 7-15, 12-15, 15-13; San Jose St. def. Long Beach St., 16-14, 15-13, 15-12; Hawaii def. San Diego St., 15-12, 11-15, 15-8, 16-14. **Regional Semifinals:** Stanford def. Colorado St., 15-6, 15-10, 15-8; Brigham Young def. Arizona, 12-15, 15-10, 15-6, 8-15, 16-14; Nebraska def. Purdue, 15-1, 16-14, 12-15, 15-11; Southern California def. Illinois, 15-8, 15-8, 15-9; UCLA def. Georgia, 15-3, 15-5, 15-8; Texas def. Texas A&M, 15-6, 15-8, 15-3; Cal Poly def. San Jose St., 15-9, 15-5, 15-9; Pacific def. Hawaii, 15-7, 15-6, 15-4. **Regional Finals:** Stanford def. Brigham Young, 15-7, 10-15, 15-9, 15-12; Southern California def. Nebraska, 5-15, 15-11, 15-12, 15-7; UCLA def. Texas, 15-8, 15-10, 15-11; Pacific def. Cal Poly, 16-14, 15-13, 15-7. **Semifinals:** Stanford def. Southern California, 15-9, 7-15, 15-10, 15-6; Pacific def. UCLA, 15-11, 15-7, 9-15, 17-15. **Third Place:** Southern California def. UCLA, 15-7, 15-12, 8-15, 11-15, 15-3. **Championship:** Pacific def. Stanford, 15-17, 15-7, 15-12, 15-13.

**1986 First Round:** Pacific def. Idaho St., 15-7, 15-9, 15-4; San Diego St. def. UC Santa Barb., 15-11, 15-8, 9-15, 15-11; San Jose St. def. Cal Poly, 15-7, 14-16, 15-11, 15-11; Hawaii def. Alliant Int'l, 15-5, 15-4, 15-8; Texas-Arlington def. Texas St., 9-15, 15-3, 15-7, 15-6; LSU def. Arizona, 15-12, 5-15, 15-12, 12-15, 15-9; Georgia def. Texas A&M, 5-15, 15-4, 15-10, 15-6; Texas def. Duke, 15-8, 15-3, 13-15, 15-0; Nebraska def. Pittsburgh, 11-15, 15-5, 15-10, 15-7; Penn St. def. Wyoming, 13-15, 15-2, 15-7, 15-4; Western Mich. def. Colorado St., 16-14, 15-2, 15-12; Illinois def. UNI, 9-15, 15-1, 15-6, 15-10; Loyola Marymount def. UCLA, 1-15, 9-15, 15-8, 15-12, 16-14; Stanford def. Oregon, 15-9, 15-7, 10-15, 15-4; Arizona St. def. Pepperdine, 15-9, 15-11, 15-3; Brigham Young def. Washington, 15-4, 15-8, 15-10. **Regional Semifinals:** Pacific def. San Diego St., 15-9, 15-13, 15-10; Hawaii def. San Jose St., 8-15, 6-15, 16-14, 15-12, 15-11; LSU def. Texas-Arlington, 15-7, 15-5, 15-9; Texas def. Georgia, 15-9, 15-8, 15-11; Nebraska def. Penn St., 7-15, 15-4, 16-14, 16-18, 15-9; Illinois def. Western Mich., 15-4, 15-10, 15-4; Stanford def. Loyola Marymount, 15-8, 15-7, 15-11; Brigham Young def. Arizona St., 15-10, 15-3, 15-17, 15-12. **Regional Finals:** Pacific def. Hawaii, 15-7, 6-15, 15-6, 15-12; Texas def. LSU, 15-3, 15-11, 15-13; Nebraska def. Illinois, 15-9, 15-8, 15-3; Stanford def. Brigham Young, 15-12, 15-13, 15-12. **Semifinals:** Pacific def. Texas, 15-6, 15-1, 16-14; Nebraska def. Stanford, 7-15, 15-2, 15-10, 15-10. **Championship:** Pacific def. Nebraska, 15-12, 15-4, 15-4.

**1987 First Round:** Hawaii def. Arizona, 15-4, 15-11, 15-10; Cal Poly def. UC Santa Barb., 11-15, 15-9, 15-5, 15-8; San Jose St. def. Idaho St., 15-9, 15-10, 15-10; Pacific def. Long Beach St., 15-3, 15-12, 15-6; Illinois def. Pittsburgh, 5-15, 15-4, 15-3, 15-2; Western Mich. def. Oklahoma, 15-3, 15-8, 15-9; Purdue def. Penn St., 15-4, 15-9, 17-15; Nebraska def. UNI, 15-9, 15-1, 15-6; Texas def. Florida St., 15-6, 15-11, 15-9; Florida def. LSU, 15-12, 7-15, 15-10, 10-15, 15-10; Texas-Arlington def. Arizona St., 15-9, 15-6, 15-10; Kentucky def. North Carolina St., 15-13, 15-5, 15-8; Brigham Young def. Pepperdine, 15-11, 15-12, 15-6; UCLA def. California, 15-12, 11-15, 15-11, 15-2; Colorado St. def. Southern California, 7-15, 15-8, 15-9, 11-15, 15-12; Stanford def. Oregon, 15-6, 15-8, 15-4. **Regional Semifinals:** Hawaii def. Cal Poly, 15-4, 15-10, 15-8; Pacific def. San Jose St., 15-9, 15-9, 15-6; Illinois def. Western Mich., 15-11, 9-15, 15-7, 12-15, 15-10; Nebraska def. Purdue, 15-8, 15-12, 15-3; Texas def. Florida, 15-9, 15-4, 15-3; Kentucky def. Texas-Arlington, 13-15, 15-13, 15-11, 18-16; Brigham Young def. UCLA, 17-15, 15-4, 11-15, 15-12; Stanford def. Colorado St., 15-8, 15-9, 15-12. **Regional Finals:** Hawaii def. Pacific, 15-11, 15-9, 15-12; Illinois def. Nebraska, 15-11, 15-12, 15-5; Texas def. Kentucky, 9-15, 15-12, 15-9, 15-4; Stanford def. Brigham Young, 15-9, 15-6, 11-15, 15-4. **Semifinals:** Hawaii def. Illinois, 19-17, 15-13, 15-11; Stanford def. Texas, 11-15, 15-12, 8-15, 15-6, 15-5. **Championship:** Hawaii def. Stanford, 15-10, 15-10, 9-15, 15-1.

**1988 First Round:** UCLA def. California, 15-10, 15-8, 15-12; Brigham Young def. Arizona, 11-15, 15-9, 15-7, 15-5; Washington def. Arizona St., 15-11, 15-10, 15-11; Stanford def. Southern California, 15-3, 15-7, 15-11; Texas-Arlington def. Pepperdine, 13-15, 15-11, 15-10, 8-15, 15-3; Kentucky def. New Mexico, 16-14, 15-1, 12-15, 9-15, 15-9; Colorado St. def. Florida St., 15-3, 15-3, 8-15, 15-7; Texas def. North Carolina, 15-7, 15-6, 15-6; Illinois def. Illinois St., 15-11, 15-5, 15-4; Notre Dame def. Penn St., 15-13, 15-10, 14-16, 15-10; Oklahoma def. Western Mich., 15-6, 15-8, 15-7; Nebraska def. Weber St., 15-10, 15-5, 14-16, 8-15, 15-8; Long Beach St. def. UC Irvine, 15-12, 11-15, 15-6, 7-15, 16-14; Pacific def. UC Santa Barb., 15-4, 15-11, 15-6; San Diego St. def. San Jose St., 15-7, 15-13, 14-16, 15-8; Hawaii def. Cal Poly, 15-12, 15-7, 15-11. **Regional Semifinals:** UCLA def. Brigham Young, 15-7, 15-7, 15-13; Washington def. Stanford, 15-11, 3-15, 9-15, 15-9, 15-8; Texas-Arlington def. Kentucky, 15-7, 13-15, 15-13, 15-4; Texas def. Colorado St., 15-3, 15-8, 15-5; Illinois def. Notre Dame, 15-5, 15-9, 5-15, 13-15, 15-9; Oklahoma def. Nebraska, 15-12, 15-9, 8-15, 11-15, 15-10; Pacific def. Long Beach St., 15-10, 16-18, 15-11, 15-6; Hawaii def. San Diego St., 15-4, 15-8, 15-13. **Regional Finals:** UCLA def. Washington, 15-7, 16-14, 15-9; Texas def. Texas-Arlington, 15-10, 15-2, 15-7; Illinois def. Oklahoma, 15-11, 15-8, 15-4; Hawaii def. Pacific, 15-10, 15-7, 13-15, 15-8. **Semifinals:** Texas def. UCLA, 16-14, 15-11, 15-13; Hawaii def. Illinois, 15-1, 15-12, 13-15, 15-13. **Championship:** Texas def. Hawaii, 15-4, 16-14, 15-13.

**1989 First Round:** Hawaii def. Eastern Wash., 15-2, 15-9, 15-7; Cal Poly def. UC Santa Barb., 14-16, 15-12, 14-16, 16-14, 15-12; Long Beach St. def. San Diego St., 15-7, 15-7, 15-10; Pacific def. San Jose St., 15-11, 15-8, 15-6; Texas def. Western Mich., 15-10, 16-14, 15-3; California def. Florida St., 11-15, 15-11, 15-13, 15-13; LSU def. Houston, 13-15, 15-12, 8-15, 15-7, 15-3; Texas-Arlington def. North Carolina, 13-15, 15-6, 15-13, 15-6; Nebraska def. Illinois St., 15-7, 15-11, 15-12; Minnesota def. Colorado, 15-11, 16-14, 15-11; Illinois def. Penn St., 15-5, 15-9, 15-2; Ohio St. def. Iowa, 15-9, 15-6, 15-13; UCLA def. Pepperdine, 9-15, 15-10, 15-6, 15-4; Arizona def. Oregon, 15-9, 15-7, 15-12; Stanford def. Southern California, 15-8, 13-15, 15-5, 15-7; Wyoming def. Washington, 15-9, 15-8, 15-10. **Regional Semifinals:** Hawaii def. Cal Poly, 15-9, 15-17, 9-15, 15-12, 15-12; Long Beach St. def. Pacific, 15-11, 9-15, 15-12, 15-9; Texas def. California, 15-11, 15-6, 15-10; Texas-Arlington def. LSU, 13-15, 11-15, 15-11, 15-13, 15-5; Nebraska def. Minnesota, 15-10, 11-15, 15-13, 15-12; Illinois def. Ohio St., 13-15, 15-7, 15-10, 17-15; UCLA def. Arizona, 15-11, 16-14, 16-14; Wyoming def. Stanford, 15-6, 3-15, 10-15, 15-12, 15-11. **Regional Finals:** Long Beach St. def. Hawaii, 11-15, 15-13, 10-15, 15-8, 15-10; Texas-Arlington def. Texas, 15-8, 11-15, 11-15, 15-9, 15-10; Nebraska def. Illinois, 17-15, 15-5, 15-8; UCLA def. Wyoming, 15-8, 15-10, 15-11. **Semifinals:** Long Beach St. def. Texas-Arlington, 15-6, 11-15, 15-10, 15-7; Nebraska def. UCLA, 15-13, 15-11, 15-6. **Championship:** Long Beach St. def. Nebraska, 15-12, 15-0, 15-6.

**1990 First Round:** UCLA def. Gonzaga, 15-6, 15-7, 15-12; New Mexico def. Pepperdine, 15-7, 15-10, 15-12; San Diego St. def. Brigham Young, 15-10, 15-8, 12-15, 15-13; Stanford def. Wyoming, 15-4, 15-5, 15-8; Texas Tech def. Texas-Arlington, 16-14, 15-4, 16-14; LSU def. Louisville, 15-9, 15-1, 15-7; Kentucky def. Florida St., 15-12, 15-10, 10-15, 15-10; Texas def. Maryland, 15-3, 15-5, 15-7; Hawaii def. Southwest Mo. St., 15-4, 15-11, 15-4; Long Beach St. def. San Jose St., 15-10, 15-10, 15-7; UC Santa Barb. def. Idaho St., 15-12, 15-4, 15-10; Pacific def. Montana, 15-3, 15-10, 15-9; Penn St. def. Purdue, 15-8, 16-14, 15-4; Wisconsin def. Illinois, 15-10, 15-9, 15-10; Pittsburgh def. Ohio St., 15-12, 15-13, 9-15, 15-13; Nebraska def. Miami (Ohio), 15-3, 15-9, 15-9. **Regional Semifinals:** UCLA def. New Mexico, 15-8, 11-15, 15-3, 16-14; Stanford def. San Diego St., 15-11, 13-15, 15-6, 15-1; LSU def. Texas Tech, 15-11, 15-12, 15-5; Texas def. Kentucky, 15-4, 15-5, 15-5; Long Beach St. def. Hawaii, 15-11, 8-15, 15-13, 15-13; Pacific def. UC Santa Barb., 15-8, 15-9, 15-5; Penn St. def. Wisconsin, 15-6, 15-6, 15-3; Nebraska def. Pittsburgh, 15-7, 15-11, 15-7. **Regional Finals:** UCLA def. Stanford, 15-10, 15-8, 15-12; LSU def. Texas, 8-15, 4-15, 15-10, 15-11, 17-15; Pacific def. Long Beach St., 15-8, 16-14, 14-16, 15-6; Nebraska def. Penn St., 15-12, 16-14, 10-15, 15-5. **Semifinals:** UCLA def. LSU, 15-13, 15-10, 15-6; Pacific def. Nebraska, 15-13, 11-15, 15-9, 15-12. **Championship:** UCLA def. Pacific, 15-9, 15-12, 15-7.

**1991 First Round:** Stanford def. Rhode Island, 15-1, 15-2, 15-11; Southern California def. Brigham Young, 15-7, 15-6, 1-15, 15-9; UCLA def. Pepperdine, 15-3, 15-8, 15-11; New Mexico def. Washington St., 15-5, 11-15, 15-9, 15-4; Ohio St. def. Pittsburgh, 15-9, 17-15, 9-15, 15-7; Penn St. def. Colorado, 8-15, 10-15, 15-11, 15-6, 15-11; Wisconsin def. Bowling Green, 15-8, 15-4, 16-14; Nebraska def. Illinois, 15-5, 15-8, 15-12; LSU def. Houston, 15-5, 15-5, 16-14; Texas Tech def. Georgia, 15-5, 15-6, 15-4; Texas def. Duke, 15-3, 15-9, 15-12; Florida def. Louisville, 15-5, 15-13, 15-10; Hawaii def. Texas St., 17-15, 15-6, 15-7; Pacific def. Montana, 15-2, 15-6, 15-3; UC Santa Barb. def. Fresno St., 15-9, 15-7, 17-16; Long Beach St. def. UNI, 15-7, 15-3, 15-6. **Regional Semifinals:** Stanford def. Southern California, 12-15, 15-6, 9-15, 15-10, 15-9; UCLA def. New Mexico, 15-12, 15-10, 15-10; Ohio St. def. Penn St., 13-15, 15-9, 11-15, 15-5, 15-11; Nebraska def. Wisconsin, 15-9, 15-10, 15-10; LSU def. Texas Tech, 15-6, 15-7, 15-10; Florida def. Texas, 3-15, 15-10, 15-9, 15-5; Hawaii def. Pacific, 16-14, 15-13, 15-10; Long Beach St. def. UC Santa Barb., 15-10, 7-15, 16-14, 15-10. **Regional Finals:** UCLA def. Stanford, 15-2, 15-12, 16-14; Ohio St. def. Nebraska, 9-15, 15-9, 17-16, 15-7; LSU def. Florida, 15-10, 15-10, 12-15, 15-13; Long Beach St. def. Hawaii, 15-6, 15-10, 8-15, 8-15, 15-11. **Semifinals:** UCLA def. Ohio St., 15-8, 15-8, 15-5; Long Beach St. def. LSU, 15-13, 6-15, 15-10, 15-13. **Championship:** UCLA def. Long Beach St., 12-15, 13-15, 15-12, 15-6, 15-11.

**1992 First Round:** UCLA def. Ball St., 15-1, 15-4, 15-0; Arizona St. def. New Mexico, 12-15, 9-15, 15-11, 15-5, 15-4; Southern California def. Cal St. Northridge, 16-14, 15-8, 15-10; Brigham Young def. Santa Clara, 15-4, 15-13, 16-14; Florida def. Florida St., 15-9, 15-3, 15-10; Kentucky def. Duke, 15-6, 15-11, 7-15, 15-11; LSU def. Texas Tech, 15-7, 15-8, 15-5; Texas def. Georgia, 15-12, 15-2, 10-15, 15-8; Long Beach St. def. Arkansas St., 13-15, 15-3, 15-8, 15-11; Illinois St. def. Houston, 15-12, 15-9, 15-13; UC Santa Barb. def. Idaho, 15-3, 15-8, 15-13; Pacific def. Louisville, 15-13, 15-6, 15-5; Stanford def. Pittsburgh, 15-3, 15-2, 15-4; Penn St. def. Notre Dame, 15-13, 15-8, 15-9; Nebraska def. Colorado, 15-11, 15-8, 8-15, 19-17; Illinois def. Ohio St., 15-2, 15-7, 15-12. **Regional Semifinals:** UCLA def. Arizona St., 15-3, 15-9, 15-3; Brigham Young def. Southern California, 15-5, 15-5, 13-15, 15-11; Florida def. Kentucky, 15-13, 15-10, 16-14; Texas def. LSU, 15-9, 13-15, 15-12, 15-4; Long Beach St. def. Illinois St., 15-8, 15-7, 15-4; Pacific def. UC Santa Barb., 15-9, 15-2, 8-15, 15-6; Stanford def. Penn St., 15-13, 15-6, 15-13; Illinois def. Nebraska, 15-10, 15-7, 15-10. **Regional Finals:** UCLA def. Brigham Young, 15-5, 15-8, 15-9; Florida def. Texas, 8-15, 14-16, 15-6, 15-2, 15-11; Long Beach St. def. Pacific, 4-15, 15-12, 15-11, 15-7; Stanford def. Illinois, 17-15, 15-6, 15-17, 15-10. **Semifinals:** UCLA def. Florida, 15-12, 15-12, 15-10; Stanford def. Long Beach St., 15-10, 15-12, 6-15, 15-9. **Championship:** Stanford def. UCLA, 15-8, 15-9, 6-15, 15-10.

**1993 First Round:** New Mexico def. Santa Clara, 15-11, 11-15, 15-11, 15-8; Southern California def. Radford, 15-2, 15-6, 15-1; Arizona def. Lamar, 15-11, 15-4, 15-7; Washington St. def. San Diego, 14-16, 15-9, 15-5, 15-11; Minnesota def. Ball St., 15-6, 15-11, 15-9; Nebraska def. Cornell, 15-7, 15-4, 15-1; Northern Ill. def. Illinois St., 17-15, 16-14, 15-13; Illinois def. Southwest Mo. St., 15-7, 15-13, 17-15; George Washington def. Pittsburgh, 15-13, 10-15, 15-9, 12-15, 15-13; Idaho def. Appalachian St., 15-5, 15-8, 15-2; Florida St. def. DePaul, 15-8, 7-15, 15-10, 15-13; Wisconsin def. South Fla., 15-4, 15-7, 16-14; Texas A&M def. George Mason, 15-5, 15-5, 11-15, 15-6; Duke def. Louisville, 15-12, 15-11, 15-13; Tennessee def. Sam Houston St., 15-12, 15-5, 6-15, 15-9; Houston def. Clemson, 15-11, 15-10, 15-10. **Second Round:** UCLA def. New Mexico, 15-8, 15-3, 15-6; Stanford def. Southern California, 15-11, 15-7, 13-15, 15-5; Arizona def. Arizona St., 5-15, 15-7, 5-15, 15-9, 15-11; Brigham Young def. Washington St., 15-6, 15-11, 15-4; Minnesota def. UC Santa Barb., 15-13, 7-15, 15-5, 14-16, 15-10; Notre Dame def. Nebraska, 15-11, 15-10, 15-8; Penn St. def. Northern Ill., 15-5, 15-8, 15-8; Colorado def. Illinois, 15-7, 15-5, 15-10; Long Beach St. def. George Washington, 15-3, 15-8, 15-5; Ohio St. def. Idaho, 7-15, 15-6, 16-14, 15-2; Pacific def. Florida St., 15-6, 15-17, 15-6, 15-9; Hawaii def. Wisconsin, 16-14, 15-10, 15-7; Texas def. Texas A&M, 15-10, 15-3, 15-8; Duke def. Kentucky, 15-12, 15-9, 15-12; Georgia def. Tennessee, 15-3, 15-10, 5-15, 15-11; Florida def. Houston, 15-10, 15-10, 15-8. **Regional Semifinals:** UCLA def. Stanford, 15-11, 12-15, 15-5, 15-10; Brigham Young def. Arizona, 15-8, 11-15, 15-9, 15-8; Notre Dame def. Minnesota, 15-9, 11-15, 15-13, 11-15, 15-13; Penn St. def. Colorado, 9-15, 16-14, 16-18, 15-8, 15-7; Long Beach St. def. Ohio St., 15-7, 15-9, 13-15, 15-12; Hawaii def. Pacific, 15-6, 15-13, 12-15, 15-10; Texas def. Duke, 15-9, 15-12, 15-11; Florida def. Georgia, 16-14, 15-9, 15-13. **Regional Finals:** Brigham Young def. UCLA, 16-14, 17-15, 15-11; Penn St. def. Notre Dame, 15-12, 15-5, 15-12; Long Beach St. def. Hawaii, 15-12, 15-7, 15-12; Florida def. Texas, 15-11, 15-8, 11-15, 12-15, 15-10. **Semifinals:** Penn St. def. Brigham Young, 15-13, 6-15, 16-14, 15-12; Long Beach St. def. Florida, 15-10, 15-6, 15-3. **Championship:** Long Beach St. def. Penn St., 15-13, 12-15, 15-11, 16-14.

**1994 First Round:** Washington def. Wyoming, 7-15, 15-9, 15-4, 15-13; San Diego St. def. Memphis, 7-15, 15-6, 15-5, 15-9; Arizona def. Loyola Marymount, 15-13, 9-15, 15-6, 15-3; New Mexico def. Washington St., 15-7, 8-15, 13-15, 15-11, 15-8; Texas A&M def. Michigan St., 15-12, 15-9, 14-16, 15-5; UC Santa Barb. def. Princeton, 15-3, 15-1, 15-9; Idaho def. UCF, 15-2, 15-5, 15-5; Montana def. Arkansas St., 14-16, 15-10, 15-9, 17-15; George Washington def. Wisconsin, 15-13, 15-11, 12-15, 12-15, 15-10; UNI def. Rider, 15-0, 15-2, 15-3; Pittsburgh def. Iowa, 5-15, 16-14, 4-15, 16-14, 15-10; Ball St. def. Illinois, 15-12, 8-15, 15-7, 8-15, 16-14; Georgia Tech def. George Mason, 15-10, 15-11, 5-15, 15-5; Georgia def. Appalachian St., 15-6, 15-4, 15-5; Texas def. Louisville,

15-10, 16-14, 15-10; Clemson def. Stephen F. Austin, 12-15, 13-15, 15-9, 15-11, 15-8. **Second Round:** Stanford def. Washington, 15-5, 15-11, 15-3; Arizona St. def. San Diego St., 15-13, 6-15, 9-15, 15-6, 15-12; Arizona def. Brigham Young, 10-15, 15-5, 15-4, 15-10; Southern California def. New Mexico, 15-13, 15-4, 15-6; Ohio St. def. Texas A&M, 15-6, 15-13, 15-10; Pacific def. UC Santa Barb., 15-13, 18-16, 9-15, 10-15, 15-13; Hawaii def. Idaho, 17-15, 15-11, 15-7; Long Beach St. def. Montana, 15-10, 15-6, 15-8; Nebraska def. George Washington, 17-15, 15-9, 15-8; Colorado def. UNI, 14-16, 15-13, 15-9, 15-12; Notre Dame def. Pittsburgh, 9-15, 15-11, 15-13, 15-13; Penn St. def. Ball St., 15-8, 15-5, 18-16; UCLA def. Georgia Tech, 15-7, 15-9, 15-8; Duke def. Georgia, 15-11, 15-3, 15-4; Florida def. Texas, 15-13, 15-8, 17-15; Houston def. Clemson, 15-1, 15-13, 15-12. **Regional Semifinals:** Stanford def. Arizona St., 15-8, 15-3, 15-6; Southern California def. Arizona, 15-7, 15-9, 15-7; Ohio St. def. Pacific, 15-10, 10-15, 15-11, 15-4; Long Beach St. def. Hawaii, 15-12, 12-15, 15-11, 11-15, 15-10; Nebraska def. Colorado, 15-11, 15-7, 15-5; Penn St. def. Notre Dame, 15-4, 15-6, 15-2; UCLA def. Duke, 15-3, 15-3, 15-4; Houston def. Florida, 13-15, 15-6, 15-11, 15-4. **Regional Finals:** Stanford def. Southern California, 15-13, 15-13, 15-6; Ohio St. def. Long Beach St., 15-5, 14-16, 15-9, 15-5; Penn St. def. Nebraska, 12-15, 15-11, 15-9, 15-8; UCLA def. Houston, 15-5, 15-7, 15-12. **Semifinals:** Stanford def. Ohio St., 15-11, 15-9, 15-7; UCLA def. Penn St., 3-15, 15-4, 15-9, 5-15, 15-11. **Championship:** Stanford def. UCLA, 15-10, 5-15, 16-14, 15-13.

**1995 First Round:** UNI def. Colorado, 15-7, 15-12, 21-19; Southern California def. North Texas, 15-6, 15-2, 15-1; Oral Roberts def. Loyola Marymount, 14-16, 11-15, 15-13, 17-15, 15-12; Iowa St. def. Idaho, 15-13, 15-5, 15-10; Texas Tech def. Arkansas St., 15-2, 12-15, 10-15, 15-6, 15-11; South Carolina def. Hofstra, 15-7, 15-10, 15-1; Georgia def. Marshall, 15-7, 15-3, 15-3; George Washington def. Middle Tenn., 15-1, 15-13, 15-9; George Mason def. Indiana, 15-8, 15-10, 15-13; Georgia Tech def. Siena, 15-8, 15-10, 15-0; Maryland def. Miami (Ohio), 15-9, 15-3, 15-11; Ball St. def. Loyola (Ill.), 15-13, 15-11, 15-8; Louisville def. UCF, 4-15, 15-11, 15-11, 15-2; UC Santa Barb. def. South Fla., 15-9, 15-13, 15-8; Long Beach St. def. Colorado St., 15-3, 15-11, 15-2; Brigham Young def. Houston, 15-5, 15-10, 15-8. **Second Round:** Stanford def. UNI, 15-12, 15-8, 15-3; Southern California def. Pacific, 15-9, 15-13, 15-5; Oral Roberts def. Washington St., 16-14, 15-6, 15-10; Notre Dame def. Iowa St., 15-3, 16-14, 15-10; Florida def. Texas Tech, 6-15, 13-15, 15-9, 15-5, 18-16; Texas A&M def. South Carolina, 15-6, 17-15, 15-12; Illinois def. Georgia, 15-10, 15-11, 10-15, 15-9; Texas def. George Washington, 15-6, 15-1, 15-6; Nebraska def. George Mason, 15-2, 15-5, 16-14; Penn St. def. Georgia Tech, 15-8, 15-5, 15-5; Ohio St. def. Maryland, 12-15, 15-10, 15-11, 15-13; UCLA def. Ball St., 15-4, 15-4, 15-7; Hawaii def. Louisville, 15-4, 15-7, 15-2; Arizona St. def. UC Santa Barb., 15-7, 13-15, 15-5, 4-15, 15-9; San Diego St. def. Long Beach St., 15-17, 15-13, 15-12, 15-11; Michigan St. def. Brigham Young, 15-7, 15-9, 15-7. **Regional Semifinals:** Stanford def. Southern California, 15-6, 15-12, 15-8; Oral Roberts def. Notre Dame, 15-9, 15-11, 15-4; Florida def. Texas A&M, 15-4, 15-13, 15-4; Texas def. Illinois, 15-13, 15-12, 15-3; Nebraska def. Penn St., 15-7, 15-6, 14-16, 15-2; UCLA def. Ohio St., 15-6, 15-6, 15-9; Hawaii def. Arizona St., 15-8, 15-5, 11-15, 15-13; Michigan St. def. San Diego St., 15-11, 15-13, 15-10. **Regional Finals:** Stanford def. Oral Roberts, 15-4, 15-7, 15-4; Texas def. Florida, 9-15, 15-7, 15-8, 10-15, 15-13; Nebraska def. UCLA, 15-9, 15-7, 16-14; Michigan St. def. Hawaii, 6-15, 8-15, 15-10, 15-7, 15-12. **Semifinals:** Texas def. Stanford, 15-13, 0-15, 15-17, 15-6, 15-12; Nebraska def. Michigan St., 10-15, 15-8, 15-8, 9-15, 15-8. **Championship:** Nebraska def. Texas, 11-15, 15-2, 15-7, 16-14.

**1996 First Round:** First Round: Colorado St. def. Houston, 15-10, 15-13, 15-11; Southern California def. Southeast Mo. St., 15-2, 15-5, 15-1; UC Santa Barb. def. Northern Ill., 12-15, 16-14, 4-15, 15-9, 15-12; Kansas St. def. Cal St. Northridge, 15-12, 14-16, 15-11, 15-13; Arkansas def. Rhode Island, 15-12, 15-8, 12-15, 9-15, 15-11; Louisville def. Brown, 15-3, 15-1, 15-7; Wisconsin def. Colgate, 15-5, 15-3, 15-11; Georgia Tech def. Coastal Caro., 15-13, 15-7, 15-8; Colorado def. Oral Roberts, 15-9, 13-15, 15-7, 15-12; San Diego St. def. Sam Houston St., 15-4, 15-2, 13-15, 15-9; Washington def. Texas Tech, 15-5, 15-6, 15-9; Arizona def. San Diego, 15-4, 7-15, 15-7, 8-15, 15-13; Illinois St. def. Miami (Ohio), 15-1, 6-15, 15-5, 15-5; Notre Dame def. Hofstra, 15-2, 15-4, 15-2; Texas A&M def. Ark.-Little Rock, 15-3, 15-8, 15-4; Minnesota def. UCF, 8-15, 12-15, 15-12, 15-9, 17-15. **Second Round:** Stanford def. Colorado St., 15-10, 15-4, 15-7; Southern California def. South Fla., 15-8, 15-5, 15-6; Loyola Marymount def. UC Santa Barb., 14-16, 15-7, 15-8, 15-9; Washington St. def. Kansas St., 15-6, 16-14, 15-12; Nebraska def. Arkansas, 15-8, 12-15, 15-7, 15-7; Louisville def. Maryland, 9-15, 16-14, 15-9, 15-3; Wisconsin def. George Mason, 2-15, 15-9, 15-10, 15-11; Penn St. def. Georgia Tech, 15-7, 15-10, 15-13; Hawaii def. Colorado, 15-12, 15-11, 15-13; Texas def. San Diego St., 17-15, 15-13, 15-5; Brigham Young def. Washington, 15-7, 8-15, 15-8, 15-7; Pacific def. Arizona, 7-15, 15-12, 15-1, 15-8; Florida def. Illinois St., 16-14, 16-14, 15-3; Ohio St. def. Notre Dame, 8-15, 11-15, 15-11, 15-11, 15-8; Michigan St. def. Texas A&M, 19-17, 15-13, 15-12; Long Beach St. def. Minnesota, 15-10, 15-13, 15-6. **Regional Semifinals:** Stanford def. Southern California, 15-3, 15-7, 15-7; Washington St. def. Loyola Marymount, 15-12, 11-15, 15-13, 15-8; Nebraska def. Louisville, 15-7, 15-6, 15-4; Penn St. def. Wisconsin, 15-11, 15-5, 15-5; Hawaii def. Texas, 15-13, 13-15, 15-13, 15-2; Brigham Young def. Pacific, 15-7, 8-15, 15-4, 13-15, 15-13; Florida def. Ohio St., 15-8, 14-16, 13-15, 15-12, 15-6; Michigan St. def. Long Beach St., 15-4, 13-15, 15-6, 15-8. **Regional Finals:** Stanford def. Washington St., 15-12, 15-13, 15-9; Nebraska def. Penn St., 15-12, 8-15, 15-13, 9-15, 20-18; Hawaii def. Brigham Young, 15-10, 15-6, 15-6; Florida def. Michigan St., 7-15, 15-7, 15-9, 17-15. **Semifinals:** Stanford def. Nebraska, 9-15, 15-7, 15-9, 15-8; Hawaii def. Florida, 15-11, 15-8, 15-9. **Championship:** Stanford def. Hawaii, 15-7, 15-3, 15-5.

**1997 First Round:** Northern Ill. def. Villanova, 15-6, 15-11, 12-15, 14-16, 16-14; Ohio St. def. Fairfield, 15-2, 15-2, 15-8; Maryland def. Princeton, 15-6, 15-13, 15-11; Michigan def. Temple, 15-8, 6-15, 15-12, 8-15, 15-10; Texas A&M def. Hofstra, 15-5, 15-5, 15-4; Minnesota def. Miami (Ohio), 16-14, 15-5, 15-12; UCF def. Clemson, 15-7, 15-13, 15-1; Arkansas def. Ark.-Little Rock, 15-11, 15-3, 15-3; Notre Dame def. Liberty, 15-9, 15-3, 15-2; Colorado St. def. American, 15-5, 15-2, 15-17, 15-1; Washington St. def. Lehigh, 15-2, 15-5, 15-0; South Fla. def. Florida St., 8-15, 15-4, 15-13, 7-15, 15-9; Loyola Marymount def. Hawaii, 15-7, 15-7, 15-4; Washington def. Chattanooga, 15-4, 15-3, 15-2; Pacific def. Sacramento St., 15-11, 15-7, 17-19, 15-11; San Diego def. Kansas St., 11-15, 15-10, 15-7, 15-6; Southern California def. Morgan St., 15-2, 15-7, 15-7; Michigan St. def. Butler, 15-5, 15-6, 15-9; Oklahoma def. Houston, 15-12, 15-9, 16-14; Colorado def. Tennessee Tech, 15-4, 15-3, 15-7; Oral Roberts def. Arizona, 13-15, 15-8, 8-15, 15-1, 15-11; South Carolina def. Illinois St., 15-7, 15-7, 15-10; Texas def. Stephen F. Austin, 15-8, 15-9, 15-12; UCLA def. Pepperdine, 15-10, 15-12, 14-16, 15-9. **Second Round:** Penn St. def. Northern Ill., 15-8, 15-7, 15-4; Ohio St. def. Maryland, 15-13, 15-10, 15-9; Texas A&M def. Michigan, 15-10, 15-6, 15-6; Brigham Young def. Minnesota, 15-8, 15-9, 15-11; Wisconsin def. UCF, 15-7, 15-8, 15-13; Notre Dame def. Arkansas, 9-15, 15-7, 15-10, 16-14; Washington St. def. Colorado St., 15-12, 12-15, 15-6, 15-13; Florida def. South Fla., 15-12, 15-9, 15-5; Long Beach St. def. Loyola Marymount, 15-9, 15-5, 15-5; Washington def. Pacific, 7-15, 15-9, 15-10, 15-10; Southern California def. San Diego, 7-15, 15-17, 15-12, 15-5, 16-14; Nebraska def. Michigan St., 15-7, 15-12, 15-4; Stanford def. Oklahoma, 15-2, 15-6, 15-7; Colorado def. Oral Roberts, 13-15, 15-10, 14-16, 15-6, 15-12; Texas def. South Carolina, 15-11, 15-3, 15-10; UC Santa Barb. def. UCLA, 15-8, 15-8, 6-15, 6-15, 16-14. **Regional Semifinals:** Penn St. def. Ohio St., 15-4, 15-4, 15-10; Brigham Young def. Texas A&M, 15-12, 7-15, 17-15, 13-15, 16-14; Wisconsin def. Notre Dame, 9-15, 15-12, 18-16, 15-11; Florida def. Washington St., 15-10, 15-6, 15-8; Long Beach St. def. Washington, 15-4, 15-5, 15-13; Nebraska def. Southern California, 15-13, 12-15, 14-16, 15-7, 15-12; Stanford def. Colorado, 15-7, 15-3, 15-1; UC Santa Barb. def. Texas, 15-13, 16-14, 15-6. **Regional Finals:** Penn St. def. Brigham Young, 15-0, 15-12, 15-10; Florida def. Wisconsin, 8-15, 14-16, 15-7, 15-11, 15-5; Long Beach St. def. Nebraska, 15-9, 15-9, 15-3; Stanford def. UC Santa Barb., 15-12, 15-12, 15-3. **Semifinals:** Penn St. def. Florida, 15-11, 15-12, 15-13; Stanford def. Long Beach St., 9-15, 15-10, 15-4, 17-15. **Championship:** Stanford def. Penn St., 15-10, 15-6, 2-15, 15-17, 15-9.

**1998 First Round:** Long Beach St. def. Southern U., 15-0, 15-0, 15-0; Arizona def. Fresno St., 16-14, 15-9, 15-11; Colorado def. San Jose St., 15-12, 15-9, 15-9; Illinois def. Texas St., 15-7, 15-7, 15-17, 15-8; Colorado St. def. South Carolina, 6-15, 15-7, 15-7, 10-15, 15-12; Texas def. Wis.-Milwaukee, 15-6, 15-7, 15-13; Notre Dame def. Eastern Wash., 15-2, 13-15, 15-11, 15-11; Stanford def. Southeast Mo. St., 15-10, 10-15, 15-7, 15-7; Florida def. Chattanooga, 15-1, 15-3, 15-5; Ohio St. def. Texas Tech, 12-15, 13-15, 15-10, 15-3, 15-10; Texas A&M def. Temple, 15-7, 15-11, 14-16, 15-5; Southern California def. UMBC, 15-3, 15-5, 15-10; Indiana def. UNI, 17-15, 15-7, 15-5; Arkansas def. New Hampshire, 15-3, 15-0, 15-13; Miami (Ohio) def. Nevada, 15-12, 15-12, 15-9; Hawaii def. Brown, 15-3, 15-5, 15-6; Penn St. def. Bucknell, 15-5, 15-1, 15-5; Clemson def. Fairfield, 15-9, 15-9, 15-5; Northern Ill. def. Florida St., 10-15, 15-11, 15-10, 15-12; Louisville def. American, 15-13, 15-11, 15-10; Sacramento St. def. Houston, 15-9, 15-10, 15-10; Pacific def. Fla. Atlantic, 15-5, 15-8, 15-5; Kansas St. def. Georgetown, 15-9, 15-6, 15-7; Brigham Young def. Coastal Caro., 15-1, 15-7, 15-3; Nebraska def. Morgan St., 15-1, 15-2, 15-0; Utah def. Illinois St., 15-11, 15-12, 15-5; North Carolina def. Oral Roberts, 15-7, 5-15, 4-15, 15-11, 15-11; Pepperdine def. Michigan St., 15-13, 13-15, 15-12, 13-15, 15-8; UCLA def. Virginia, 15-7, 15-6, 14-16, 15-5; UC Santa Barb. def. Santa Clara, 15-4, 15-7, 15-11; San Diego def. South Fla., 15-5, 15-12, 15-12; Wisconsin def. Ark.-Little Rock, 15-4, 15-1, 15-1. **Second Round:** Long Beach St. def. Arizona, 15-11, 15-4, 15-6; Illinois def. Colorado, 15-12, 15-11, 16-14; Texas def. Colorado St., 15-6, 15-6, 15-9; Stanford def. Notre Dame, 15-1, 15-5, 15-1; Florida def. Ohio St., 15-5, 13-15, 16-14, 15-12; Southern California def. Texas A&M, 15-8, 8-15, 15-5, 15-5; Arkansas def. Indiana, 15-8, 15-5, 15-4; Hawaii def. Miami (Ohio), 15-4, 15-5, 15-12; Penn St. def. Clemson, 15-2, 15-11, 15-5; Louisville def. Northern Ill., 11-15, 15-7, 15-11, 15-10; Pacific def. Sacramento St., 15-4, 15-5, 15-3; Brigham Young def. Kansas St., 15-6, 15-10, 17-15; Nebraska def. Utah, 14-16, 15-4, 15-8, 15-9; Pepperdine def. North Carolina, 16-14, 15-11, 15-8; UC Santa Barb. def. UCLA, 15-8, 8-15, 15-13, 15-11; Wisconsin def. San Diego, 15-10, 15-10, 18-16. **Regional Semifinals:** Texas def. Stanford, 16-14, 15-5, 4-15, 16-14; Long Beach St. def. Illinois, 16-14, 15-4, 15-11; Florida def. Southern California, 15-13, 12-15, 15-9, 15-9; Hawaii def. Arkansas, 15-13, 15-9, 15-9; Brigham Young def. Pacific, 15-7, 15-5, 12-15, 16-14; Penn St. def. Louisville, 15-5, 15-8, 15-2; Wisconsin def. UC Santa Barb., 9-15, 15-8, 8-15, 15-5, 15-13; Nebraska def. Pepperdine, 16-14, 10-15, 14-16, 15-1, 15-12. **Regional Finals:** Long Beach St. def. Texas, 15-9, 15-9, 15-2; Florida def. Hawaii, 11-15, 4-15, 15-10, 15-4, 15-7; Penn St. def. Brigham Young, 18-16, 15-2, 15-10; Nebraska def. Wisconsin, 12-15, 18-16, 9-15, 15-10, 15-10. **Semifinals:** Long Beach St. def. Florida, 15-2, 15-8, 15-10; Penn St. def. Nebraska, 15-11, 15-8, 8-15, 15-11. **Championship:** Long Beach St. def. Penn St., 15-3, 15-10, 13-15, 14-16, 15-12.

**1999 First Round:** Penn St. def. Robert Morris, 15-1, 15-1, 15-2; Baylor def. Temple, 11-15, 16-14, 15-7, 15-12; Minnesota def. Sacramento St., 15-9, 15-10, 15-10; Southern California def. Hofstra, 15-0, 15-9, 15-8; UCLA def. Eastern Wash., 15-5, 15-5, 17-15; Ohio St. def. Notre Dame, 13-15, 15-10, 16-14, 15-7; Michigan St. def. Cal Poly, 10-15, 15-10, 15-10, 15-13; Pepperdine def. Arkansas St., 15-3, 15-2, 15-5; Pacific def. Colgate, 15-7, 15-4, 15-7; Michigan def. Fairfield, 15-8, 15-7, 15-7; UNI def. Ball St., 12-15, 15-9, 10-15, 15-2, 15-12; Indiana def. Clemson, 15-9, 11-15, 15-5, 15-12; Brigham Young def. Princeton, 15-5, 15-5, 15-5; Arizona St. def. Wisconsin, 17-15, 15-10, 15-3; Illinois def. Wis.-Milwaukee, 15-13, 10-15, 15-12, 15-6; Florida def. Liberty, 15-4, 15-1, 15-2; Stanford def. Fla. Atlantic, 15-3, 15-1, 15-5; Santa Clara def. Cincinnati, 15-13, 15-12, 9-15, 15-5; Arizona def. Virginia, 15-8, 15-4, 15-12; Texas def. Houston, 15-6, 15-7, 15-10; Nebraska def. Davidson, 15-3, 15-5, 15-3; San Diego def. James Madison, 15-3, 15-7, 15-11; Loyola Marymount def. Southeast Mo. St., 15-8, 15-6, 11-15, 5-15, 20-18; UC Santa Barb. def. Oral Roberts, 15-11, 15-9, 15-8; Hawaii def. Prairie View, 15-3, 15-0, 15-3; Utah def. Colorado, 15-10, 15-6, 17-15; North Carolina def. Northern Ariz., 15-6, 15-8, 15-10; Texas A&M def. Stephen F. Austin, 15-4, 15-7, 15-1; Colorado St. def. Loyola (Ill.), 15-5, 15-9, 15-8; Kansas St. def. Louisville, 15-1, 15-6, 15-10; Arkansas def. Georgetown, 15-3, 10-15, 15-1, 15-6; Long Beach St. def. Florida A&M, 15-6, 15-10, 15-1. **Second Round:** Penn St. def. Baylor, 15-2, 15-6, 15-10; Minnesota def. Southern California, 3-15, 4-15, 16-14, 15-10, 15-10; UCLA def. Ohio St., 15-10, 15-12, 15-10; Pepperdine def. Michigan St., 15-5, 15-9, 12-15, 15-5; Pacific def. Michigan, 10-15, 16-14, 15-3, 12-15, 19-17; UNI def. Indiana, 17-15, 10-15, 15-10, 16-14; Brigham Young def. Wisconsin, 6-15, 15-10, 15-4, 15-9; Florida def. Illinois, 15-8, 7-15, 16-14, 9-15, 15-12; Stanford def. Santa Clara, 15-9, 15-6, 11-15, 15-5; Arizona def. Texas, 15-8, 15-6, 15-7; Nebraska def. San Diego, 15-12, 15-8, 15-9; UC Santa Barb. def. Loyola Marymount, 15-5, 15-11, 14-16, 15-5; Hawaii def. Utah, 15-11, 15-6, 15-4; Texas A&M def. North Carolina, 15-8, 15-4, 15-8; Colorado St. def. Kansas St., 15-12, 8-15, 15-13, 15-10; Long Beach St. def. Arkansas, 15-6, 15-6, 15-11. **Regional Semifinals:** Penn St. def. Minnesota, 15-9, 15-9, 17-15; UCLA def. Pepperdine, 15-9, 15-12, 17-15; Pacific def. UNI, 15-2, 15-4, 15-7; Florida def. Brigham Young, 15-12, 15-8, 15-10; Stanford def. Arizona, 6-15, 15-6, 15-7, 15-7; UC Santa Barb. def. Nebraska, 15-5, 7-15, 15-8, 15-3; Texas A&M def. Hawaii, 15-9, 12-15, 15-9, 15-12; Long Beach St. def. Colorado St., 15-5, 15-13, 13-15, 15-10. **Regional Finals:** Penn St. def. UCLA, 15-11, 15-9, 15-5; Pacific def.

Florida, 15-8, 16-14, 15-8; Stanford def. UC Santa Barb., 15-12, 15-6, 15-10; Long Beach St. def. Texas A&M, 15-4, 15-7, 15-13. **Semifinals:** Penn St. def. Pacific, 14-16, 15-5, 15-6, 7-15, 15-12; Stanford def. Long Beach St., 15-10, 15-10, 15-3. **Championship:** Penn St. def. Stanford, 15-2, 15-11, 15-5.

**2000 First Round:** Nebraska def. Princeton, 15-9, 15-2, 15-7; South Carolina def. George Washington, 15-13, 15-10, 15-3; Notre Dame def. Cincinnati, 15-2, 15-12, 15-10; Ohio St. def. Ball St., 16-14, 15-3, 14-16, 15-10; Brigham Young def. Hofstra, 15-3, 15-10, 15-6; Utah St. def. Missouri, 5-15, 15-6, 3-15, 16-14, 15-9; Michigan def. Louisville, 15-12, 15-11, 2-15, 15-12; Arizona def. Alabama A&M, 15-1, 15-3, 15-3; Hawaii def. Davidson, 15-5, 15-6, 15-8; Utah def. Texas Tech, 6-15, 15-8, 2-15, 15-10, 15-12; Long Beach St. def. San Jose St., 17-15, 13-15, 15-11, 15-4; Santa Clara def. Sacramento St., 15-12, 15-10, 15-1; UC Santa Barb. def. Texas-San Antonio, 15-5, 15-5, 15-11; Stanford def. Loyola Marymount, 15-11, 15-6, 15-9; Arizona St. def Duke, 15-3,12-15, 16-14, 15-12; Minnesota def. Robert Morris, 15-1, 15-6, 15-2; Southern California def. Georgia St., 15-2, 15-4, 15-3; Cal Poly def. South Fla., 15-11, 13-15, 15-13, 15-12; Southeast Mo. St. def. North Carolina, 13-15, 12-15, 15-12, 15-6, 15-13; Florida def. Ark.-Little Rock, 15-2, 15-6, 15-4; Penn St. def. James Madison, 15-12, 15-11, 15-7; Washington St. def. Tennessee, 15-10, 15-1, 15-8; Colorado def. Georgia Tech, 11-15, 15-5, 16-14, 15-10; Colorado St. def. Radford, 15-3, 15-6, 15-5; Wisconsin def. Bucknell, 15-1, 15-0, 15-3; UNI def. Western Mich., 16-14, 8-15, 15-7, 15-8; Kansas St. def. Loyola (Ill.), 15-7, 15-4, 6-15, 15-9; Pepperdine def. Fairfield, 15-4, 15-9, 14-16, 17-15; UCLA def. Morgan St., 15-4, 15-6, 15-5; Michigan St. def. Wis.-Milwaukee, 15-6, 15-4, 7-15, 19-17; Texas A&M def. Houston, 15-6, 15-1, 15-8; Pacific def. Oral Roberts, 15-2, 15-9, 15-6. **Second Round:** Nebraska def. South Carolina, 15-11, 9-15, 13-15, 15-12, 15-13; Ohio St. def. Notre Dame, 12-15, 15-3, 15-9, 6-15, 15-13; Brigham Young def. Utah St., 15-9, 15-10, 15-10; Arizona def. Michigan, 15-1, 15-1, 15-8; Hawaii def. Utah, 15-12, 15-8, 15-8; Long Beach St. def. Santa Clara, 9-15, 17-15, 15-9, 15-10, 19-17; UC Santa Barb. def. Stanford, 9-15, 16-14, 15-8, 14-16, 16-14; Minnesota def. Arizona St., 15-12, 10-15, 15-7, 15-6; Southern California def. Cal Poly, 15-4, 17-15, 15-6; Florida def. Southeast Mo. St., 15-1, 15-7, 15-5; Penn St. def. Washington St., 15-6, 15-7, 9-15, 15-3; Colorado St. def. Colorado, 15-11, 10-15, 10-15, 15-6, 15-10; Wisconsin def. UNI, 15-13, 14-16, 15-5, 15-6; Kansas St. def. Pepperdine, 19-17, 15-13, 10-15, 15-3; UCLA def. Michigan St., 15-7, 13-15, 14-16, 15-6, 15-9; Pacific def. Texas A&M, 17-15, 15-9, 15-8. **Regional Semifinals:** Nebraska def. Ohio St., 15-9, 15-6, 15-5; Arizona def. Brigham Young, 15-6, 15-6, 15-9; Hawaii def. Long Beach St., 11-15, 15-13, 15-9, 12-15, 15-6; UC Santa Barb. def. Minnesota, 15-12, 7-15, 15-7, 15-10; Southern California def. Florida, 15-13, 15-13, 15-11; Penn St. def. Colorado St., 9-15, 15-11, 15-12, 15-7; Wisconsin def. Kansas St., 15-3, 14-16, 15-10, 15-6; UCLA def. Pacific, 15-10, 10-15, 15-11, 15-11. **Regional Finals:** Nebraska def. Arizona, 15-7, 19-17, 15-11; Hawaii def. UC Santa Barb., 8-15, 15-1, 15-10, 15-3; Southern California def. Penn St., 15-11, 15-9, 15-4; Wisconsin def. UCLA, 15-7, 5-15, 16-14, 14-16, 15-12. **Semifinals:** Nebraska def. Hawaii, 15-3, 15-12, 9-15,15-10; Wisconsin def. Southern California, 15-10, 15-9, 15-9. **Championship:** Nebraska def. Wisconsin, 15-9, 9-15, 7-15, 15-2, 15-9.

**2001 First Round:** San Diego def. UC Santa Barb., 26-30, 26-30, 30-28, 30-27, 15-10; Long Beach St. def. San Diego St., 30-21, 30-16, 30-24; Minnesota def. DePaul, 30-25, 30-27, 30-25; UNI def. Northern Ill., 30-24, 30-25, 31-29; Eastern Wash. def. Oregon St., 33-31, 19-30, 30-28, 23-30, 15-10; Hawaii def. Washington St., 34-32, 30-26, 30-23; Penn St. def. Fairfield, 30-21, 30-24, 30-24; UCLA def. Penn, 30-26, 30-25, 30-23; Arizona def. Eastern Ill., 30-14, 30-14, 30-21; Illinois def. Missouri, 26-30, 40-38, 30-25, 30-27; Pacific def. Alabama A&M, 30-18, 30-13, 30-16; Louisville def. Georgia Tech, 34-32, 30-19, 27-30, 24-30, 15-4; Cincinnati def. Xavier, 30-27, 30-27, 17-30, 30-28; Ohio St. def. Robert Morris, 30-17, 30-16, 30-13; Southern California def. Liberty, 30-18, 30-20, 30-14; Duke def. William & Mary, 30-25, 30-18, 30-21; San Jose St. def. Santa Clara, 17-30, 30-24, 24-30, 30-25, 16-14; Stanford def. Nevada, 30-20, 30-16, 30-20; Utah St. def. Brigham Young, 30-26, 29-31, 30-23, 27-30, 16-14; Utah def. Texas Tech, 30-24, 31-29, 30-23; Texas def. Northeastern, 30-22, 30-19, 30-22; Texas A&M def. Texas-Arlington, 30-16, 30-17, 30-17; Michigan St. def. Notre Dame, 25-30, 30-16, 30-20, 30-24; Wisconsin def. Wis.-Milwaukee, 30-19, 30-15, 30-27; Pepperdine def. Ga. Southern, 30-21, 30-22, 30-22; North Carolina def. South Carolina, 30-25, 30-32, 30-25, 30-21; Florida Int'l def. UCF, 31-29, 30-21, 30-25; Florida def. Florida A&M, 30-20, 30-13, 30-22; Colorado def. American, 30-25, 30-22, 30-22; Colorado St. def. Baylor, 30-21, 23-30, 30-24, 30-24; Nebraska def. Oral Roberts, 30-8, 30-15, 30-23; Kansas St. def. Arkansas, 30-15, 18-30, 27-30, 30-18, 15-8. **Second Round:** Long Beach St. def. San Diego, 30-28, 30-16, 30-13; UNI def. Minnesota, 26-30, 21-30, 30-21, 30-19, 17-15; Hawaii def. Eastern Wash., 30-22, 28-30, 30-20, 20-28; UCLA def. Penn St., 30-11, 30-28, 30-18; Arizona def. Illinois, 32-30, 30-26, 27-30, 30-20; Pacific def. Louisville, 24-30, 30-26, 30-19, 30-22; Ohio St. def. Cincinnati, 30-16, 22-30, 30-27, 30-20; Southern California def. Duke, 30-18, 30-19, 30-22; Stanford def. San Jose St., 30-25, 30-21, 30-23; Utah def. Utah St., 30-21, 30-18, 26-30, 30-22; Texas A&M def. Texas, 30-24, 30-22, 30-27; Wisconsin def. Michigan St., 30-21, 30-22, 30-24; Pepperdine def. North Carolina, 30-27, 30-26, 30-23; Florida def. Florida Int'l, 30-23, 31-29, 30-26; Colorado St. def. Colorado, 28-30, 30-17, 30-21, 31-33, 16-14; Nebraska def. Kansas St., 30-25, 28-30, 30-26, 30-19. **Regional Semifinals:** UCLA def. Hawaii, 30-25, 30-28, 22-30, 30-22; Long Beach St. def. UNI, 30-19, 30-21, 30-14; Arizona def. Pacific, 30-26, 30-24, 30-27; Southern California def. Ohio St., 30-25, 30-20, 30-27; Stanford def. Utah, 30-17, 30-17, 28-30, 30-19; Texas A&M def. Wisconsin, 30-28, 30-24, 30-23; Florida def. Pepperdine, 30-28, 30-25, 30-16; Nebraska def. Colorado St., 29-31, 30-21, 30-26, 36-34. **Regional Finals:** Long Beach St. def. UCLA, 30-25, 30-28, 30-21; Arizona def. Southern California, 25-30, 30-24, 30-24, 28-30, 15-12; Stanford def. Texas A&M, 30-21, 30-19, 30-20; Nebraska def. Florida, 30-18, 30-24, 28-30, 25-30, 15-13. **Semifinals:** Long Beach St. def. Arizona, 30-27, 30-25, 30-20; Stanford def. Nebraska, 31-29, 30-28, 30-21. **Championship:** Stanford def. Long Beach St., 31-29, 30-28, 30-25.

**2002 First Round:** Southern California def. San Diego, 30-27, 30-15, 30-24; Texas A&M def. Utah, 31-29, 30-27, 30-15; Michigan St. def. George Mason, 30-28, 30-13, 30-21; Notre Dame def. Col. of Charleston, 30-23, 30-24, 28-30, 30-27; Pepperdine def. Cal Poly, 30-19, 30-16, 30-19; UCLA def. Long Beach St., 30-25, 30-27, 30-21; California def. Santa Clara, 19-30, 30-20, 30-22, 30-20; UC Santa Barb. def. Fresno St., 30-20, 28-30, 30-21, 30-26; Florida def. UCF, 30-14, 30-20, 30-21; South Fla. def. Florida St., 30-21, 30-19, 30-28; Temple def. Manhattan, 30-32, 30-21, 30-15, 33-31; Penn St. def. Penn, 30-23, 30-10, 30-26; Washington St. def. Oral Roberts, 30-26, 30-17, 30-21; Kansas St. def. Michigan, 30-26, 30-25, 35-33; Missouri def. Northwestern, 25-30, 30-20, 31-29, 40-38; UNI def. Wis.-Milwaukee, 30-18, 30-15, 26-30, 30-27; Nebraska def. Tenn.-Martin, 30-12, 30-17, 30-14; Arizona St. def. Cincinnati, 35-33, 30-20, 27-30, 19-30, 15-10; Miami (Fla.) def. Duke, 30-25, 30-18, 30-20; Wisconsin def. Alabama A&M, 30-17, 30-13, 30-15; North Carolina def. Winthrop, 30-24, 30-20, 30-18; South Carolina def. American, 30-10, 30-28, 23-30, 30-19; Washington def. Colorado St., 26-30, 30-25, 30-22, 30-27; Hawaii def. Western Ky., 30-18, 30-25, 30-21; Minnesota def. New Hampshire, 30-18, 28-30, 30-17, 30-21; Georgia Tech def. Florida A&M, 30-21, 30-27, 30-17; Texas def. Indiana, 30-22, 36-38, 30-17, 24-30, 15-10; Arizona def. Texas-Arlington, 30-22, 30-26, 30-20; Ohio St. def. Robert Morris, 30-22, 30-20, 30-16; Louisville def. Ball St., 30-24, 30-24, 30-25; Pacific def. Nevada, 30-24, 14-30, 25-30, 30-28, 15-11; Stanford def. Sacramento St., 30-22, 30-8, 30-17. **Second Round:** Southern California def. Texas A&M, 30-18, 30-21, 30-23; Michigan St. def. Notre Dame, 30-28, 30-20, 30-23; Pepperdine def. UCLA, 30-26, 23-30, 30-26, 30-26; UC Santa Barb. def. California, 30-26, 30-25, 30-26; Florida def. South Fla., 35-33, 30-24, 20-30, 30-18; Temple def. Penn St., 30-24, 30-26, 26-30, 30-23; Washington St. def. Kansas St., 32-30, 21-30, 30-22, 31-29; UNI def. Missouri, 25-30, 22-30, 30-27, 30-27, 15-10; Nebraska def. Arizona St., 30-22, 30-21, 30-27; Miami (Fla.) def. Wisconsin, 30-25, 20-30, 30-21, 30-22; North Carolina def. South Carolina, 30-23, 28-30, 30-26, 30-23; Hawaii def. Washington, 30-26, 39-37, 30-25; Minnesota def. Georgia Tech, 30-28, 31-29, 26-30, 30-28; Arizona def. Texas, 30-25, 25-30, 18-30, 30-22, 15-9; Ohio St. def. Louisville, 30-26, 30-28, 30-24; Stanford def. Pacific, 30-26, 29-31, 30-14, 30-21. **Regional Semifinals:** Southern California def. Michigan St., 30-17, 30-23, 30-15; Pepperdine def. UC Santa Barb., 30-22, 30-23, 25-30, 30-19; Florida def. Temple, 30-15, 30-27, 30-14; Washington St. def. UNI, 31-29, 30-21, 30-21; Nebraska def. Miami (Fla.), 30-18, 30-17, 30-21; Hawaii def. North Carolina, 30-21, 30-23, 30-22; Arizona def. Minnesota, 32-30, 34-32, 28-30, 30-19; Stanford def. Ohio St., 30-24, 30-25, 30-27. **Regional Finals:** Southern California def. Pepperdine, 30-24, 30-20, 30-17; Florida def. Washington St., 27-30, 30-19, 30-25, 30-16; Hawaii def. Nebraska, 30-25, 25-30, 30-27, 30-21; Stanford def. Arizona, 30-14, 30-17, 30-25. **Semifinals:** Southern California def. Florida, 24-30, 30-25, 30-26, 30-24; Stanford def. Hawaii, 30-25, 30-27, 30-24. **Championship:** Stanford def. Southern California, 30-27, 23-30, 30-24, 30-26.

**2003 First Round:** Southern California def. New Hampshire, 30-17, 30-18, 30-17; Loyola Marymount def. Cal St. Northridge, 30-21, 30-22, 30-26; Wisconsin def. Arizona, 30-24, 25-30, 32-30, 30-26; Texas A&M def. Nicholls St., 30-28, 30-24, 31-29; Nebraska def. Valparaiso, 30-19, 30-22, 30-21; Dayton def. Michigan St., 30-26, 30-26, 28-30, 25-30, 15-8; UC Irvine def. Missouri, 30-27, 31-33, 25-30, 30-28, 15-12; UCLA def. San Diego, 30-20, 30-17, 30-24; Stanford def. Sacramento St., 39-37, 30-28, 30-23; Pacific def. San Francisco, 30-26, 30-28, 30-23; Utah def. Santa Clara, 26-30, 25-30, 30-20, 30-24, 15-12; Washington def. Northwestern, 30-20, 30-21, 30-26; Minnesota def. Wis.-Green Bay, 30-22, 30-12, 30-16; UNI def. UC Santa Barb., 30-27, 30-27, 24-30, 26-30, 16-14; Kansas def. Long Beach St., 30-23, 30-28, 30-28; Pepperdine def. Manhattan, 30-15, 30-20, 30-20; Florida def. Ga. Southern, 30-18, 30-18, 30-21; UCF def. Cincinnati, 24-30, 25-30, 30-26, 30-27, 15-9; Maryland def. American, 30-24, 30-25, 30-28; Colorado St. def. George Mason, 30-22, 30-24, 30-25; Penn St. def. Robert Morris, 30-10, 30-18, 30-11; Pittsburgh def. Penn, 28-30, 30-16, 30-18, 30-26; Arkansas def. Southwest Mo. St., 30-26, 30-28, 16-30, 30-28; Kansas St. def. Ohio, 30-17, 30-18, 31-29; Georgia Tech def. Alabama A&M, 30-18, 30-17, 30-22; Florida A&M def. Winthrop, 31-29, 30-16, 30-27; Michigan def. Colorado, 30-22, 30-22, 30-11; California def. St. Mary's (Cal.), 30-20, 30-21, 30-23; Illinois def. Murray St., 30-19, 30-27, 30-20; Louisville def. Notre Dame, 32-30, 30-21, 30-21; Brigham Young def. New Mexico St., 30-17, 30-17, 30-27; Hawaii def. Idaho, 30-24, 30-20, 30-21. **Second Round:** Southern California def. Loyola Marymount, 30-16, 30-22, 30-16; Texas A&M def. Wisconsin, 30-22, 30-24, 30-18; Nebraska def. Dayton, 30-19, 30-14, 30-25; UCLA def. UC Irvine, 30-24, 30-28, 30-22; Stanford def. Pacific, 30-26, 34-32, 30-25; Washington def. Utah, 30-15, 30-20, 30-21; Minnesota def. UNI, 30-25, 28-30, 30-25, 30-23; Pepperdine def. Kansas, 23-30, 30-20, 30-14, 30-23; Florida def. UCF, 30-19, 30-26, 30-21; Colorado St. def. Maryland, 30-23, 30-28, 30-26; Penn St. def. Pittsburgh, 25-30, 33-31, 30-21, 30-21; Kansas St. def. Arkansas, 30-26, 30-27, 30-21; Georgia Tech def. Florida A&M, 30-25, 34-32, 30-25; California def. Michigan, 30-23, 30-23, 30-28; Illinois def. Louisville, 30-26, 30-26, 32-30; Hawaii def. Brigham Young, 30-19, 30-23, 30-22. **Regional Semifinals:** Southern California def. Texas A&M, 30-26, 30-25, 30-27; UCLA def. Nebraska, 20-30, 30-27, 30-21, 30-23; Washington def. Stanford, 30-25, 26-30, 30-19, 30-26; Minnesota def. Pepperdine, 28-30, 30-28, 30-27, 26-30, 15-8; Florida def. Colorado St., 30-13, 30-22, 30-26; Penn St. def. Kansas St., 12-30, 30-27, 30-21, 31-29; Georgia Tech def. California, 30-25, 20-30, 30-24, 30-23; Hawaii def. Illinois, 30-21, 30-22, 33-31. **Regional Finals:** Southern California def. UCLA, 24-30, 30-26, 30-17, 30-17; Minnesota def. Washington, 19-30, 32-30, 33-31, 25-30, 15-9; Florida def. Penn St., 30-21, 30-24, 30-16; Hawaii def. Georgia Tech, 32-34, 33-31, 30-24, 30-25. **Semifinals:** Southern California def. Minnesota, 30-27, 30-28, 30-20; Florida def. Hawaii, 30-28, 30-28, 23-30, 30-28. **Championship:** Southern California def. Florida, 25-30, 30-27, 30-19, 30-26.

**2004 First Round:** Nebraska def. Iona, 30-15, 30-12, 30-19; Wichita St. def. Nevada, 30-16, 30-24, 30-20; Louisville def. Illinois, 30-27, 21-30, 30-19, 30-23; Missouri def. Arkansas, 28, 30-21, 25-30, 30-26; San Diego def. New Mexico St., 30-18, 30-27, 30-24; Arizona def. UC Irvine, 30-19, 30-17, 30-18; Kansas St. def. Cal St. Northridge, 30-20, 30-23, 30-25; Southern California def. Col. of Charleston, 30-22, 30-24, 30-23; Ohio St. def. Dayton, 30-25, 32-30, 30-22; Ohio def. Pittsburgh, 30-22, 30-26, 30-12; Texas A&M def. Winthrop, 30-26, 30-23, 30-25; Tennessee def. Eastern Ky., 30-24, 30-16, 30-22; UC Santa Barb. def. Alabama A&M, 30-11, 30-23, 30-11; Georgia Tech def. Georgia, 30-21, 30-21, 31-29; Yale def. Albany (N.Y.), 30-28, 30-21, 31-33, 30-22; Minnesota def. Long Island, 30-19, 30-12, 30-27; Hawaii def. Colorado, 24-30, 30-22, 30-20, 30-24; Purdue def. Colorado St., 30-25, 25-30, 30-27, 22-30, 15-12; Notre Dame def. Valparaiso, 30-21, 20-30, 30-28, 30-20; Wisconsin def. Loyola (Ill.), 30-27, 30-26, 30-25; Stanford def. Jacksonville, 30-15, 30-20, 30-15; Florida def. Florida A&M, 30-17, 30-25, 30-23; Michigan def. Rice, 31-29, 24-30, 30-23, 30-20; Texas def. Texas St., 30-12, 30-22, 30-15; Washington def. Idaho, 30-22, 30-14, 30-19; Kansas def. Santa Clara, 25-30, 30-26, 30-28, 30-15; California def. Pacific, 26-30, 30-24, 20-30, 30-27, 15-11; St. Mary's (Cal.) def. Sacramento St., 26-30, 30-27, 30-22, 30-17; UCLA def. Loyola Marymount, 30-28, 30-23, 27-30, 30-22; Long Beach St. def. Utah, 30-19, 30-25, 33-31; Maryland def. Towson, 30-23, 30-22, 30-25; Penn St. def. American, 30-18, 30-18, 35-33. **Second Round:** Nebraska def. Wichita St., 30-22, 30-20,

30-21; Louisville def. Missouri, 30-26, 22-30, 30-25, 30-25; San Diego def. Arizona, 30-28, 30-28, 25-30, 27-30, 15-13; Southern California def. Kansas St., 30-19, 30-25, 30-19; Ohio St. def. Ohio, 30-25, 30-20, 30-20; Tennessee def. Texas A&M, 30-21, 24-30, 30-23, 32-30; Georgia Tech def. UC Santa Barb., 30-24, 30-28, 30-21; Minnesota def. Yale, 30-17, 30-18, 30-19; Hawaii def. Purdue, 33-31, 30-27, 30-19; Wisconsin def. Notre Dame, 36-24, 30-16, 30-16; Stanford def. Florida, 25-30, 30-15, 21-30, 30-27, 15-9; Texas def. Michigan, 30-19, 30-27, 23-30, 30-28; Washington def. Kansas, 34-32, 30-26, 25-30, 26-30, 15-12; St. Mary's (Cal.) def. California, 30-28, 26-30, 30-28, 24-30, 15-13; UCLA def. Long Beach St., 31-29, 30-24, 30-27; Penn St. def. Maryland, 34-32, 30-27, 31-29. **Regional Semifinals:** Nebraska def. Louisville, 30-22, 32-30, 30-19; Southern California def. San Diego, 30-26, 30-20, 25-30, 30-20; Ohio St. def. Tennessee, 29-31, 27-30, 30-16, 30-26, 15-12; Minnesota def. Georgia Tech, 25-30, 30-22, 30-24, 46-48, 15-9; Wisconsin def. Hawaii, 31-29, 30-23, 22-30, 28-30, 21-19; Stanford def. Texas, 30-28, 30-26, 30-27; Washington def. St. Mary's (Cal.), 30-20, 30-20, 30-20; UCLA def. Penn St., 30-24, 22-30, 30-25, 30-28. **Regional Finals:** Southern California def. Nebraska, 33-35, 30-27, 30-21, 34-36, 15-12; Minnesota def. Ohio St., 30-32, 34-32, 27-30, 30-28, 15-8; Stanford def. Wisconsin, 30-18, 31-29, 30-26; Washington def. UCLA, 27-30, 30-19, 30-28, 24-30, 15-9. **Semifinals:** Minnesota def. Southern California, 30-25, 29-31, 30-26, 30-20; Stanford def. Washington, 30-25, 23-30, 30-27, 30-24. **Championship:** Stanford def. Minnesota, 30-23, 30-27, 30-21.

**2005 First Round:** Kansas St. def. Florida A&M, 27-30, 30-14, 30-27, 30-28; Florida def. Fla. Atlantic, 30-19, 30-15, 30-14; Northwestern def. Texas A&M, 30-26, 20-30, 30-28, 27-30, 15-12; Notre Dame def. Dayton, 30-21, 30-25, 26-30, 28-30, 15-13; San Diego def. Long Beach St., 30-28, 25-30, 30-26, 30-27; UCLA def. Kansas, 30-14, 26-30, 30-17, 30-24; Pepperdine def. Brigham Young, 30-24, 30-28, 24-30, 30-28; Southern California def. UC Santa Barb., 27-30, 30-22, 30-24, 30-22; Duke def. American, 30-14, 30-16, 30-16; Nebraska def. Alabama A&M, 30-15, 30-7, 30-15; Maryland def. Kentucky, 25-30, 30-26, 30-24, 30-23; Louisville def. Western Ky., 30-24, 28-30, 30-23, 30-22; Santa Clara def. Sacramento St., 23-30, 30-23, 30-20, 30-23; Stanford def. Nevada, 30-25, 30-20, 30-21; Ohio def. Alabama, 28-30, 30-18, 30-22, 30-23; Ohio St. def. Marshall, 30-25, 30-26, 30-22; Arizona def. Utah St., 30-26, 30-27, 30-20; Utah def. Loyola Marymount, 30-10, 30-22, 30-20; Washington def. Siena, 30-21, 30-17, 30-18; Colorado St. def. Colorado, 26-30, 30-24, 30-19, 30-27; Purdue def. Va. Commonwealth, 30-27, 30-24, 30-21; Col. of Charleston def. North Carolina, 30-28, 23-30, 30-16, 31-29; California def. Valparaiso, 30-26, 30-24, 30-21; Wisconsin def. Loyola (Ill.), 30-18, 30-26, 30-14; Hawaii def. Texas St., 30-25, 30-18, 30-23; Texas def. LSU, 30-19, 30-28, 30-26; Arkansas def. St. Mary's (Cal.), 30-27, 30-17, 30-21; Missouri def. Missouri St., 30-27, 30-18, 30-26; Minnesota def. Winthrop, 30-13, 30-13, 30-24; Tennessee def. Jacksonville St., 30-23, 30-13, 30-28; Long Island def. Cornell, 31-29, 30-24, 35-33; Penn St. def. Binghamton, 30-15, 30-8, 30-10. **Second Round:** Florida def. Kansas St., 30-21, 31-29, 30-25; Notre Dame def. Northwestern, 30-27, 32-30, 30-28; UCLA def. San Diego, 30-24, 30-23, 30-19; Pepperdine def. Southern California, 30-28, 30-28, 30-23; Nebraska def. Duke, 30-19, 30-19, 30-20; Louisville def. Maryland, 30-23, 30-26, 30-28; Santa Clara def. Stanford, 23-30, 30-19, 30-27, 31-29; Ohio def. Ohio St. 30-27, 30-23, 30-22; Arizona def. Utah, 30-28, 30-26, 28-30, 30-27; Washington def. Colorado St., 30-21, 30-25, 30-18; Purdue def. Col . of Charleston 30-22, 30-20, 30-28; Wisconsin def. California, 30-23, 30-22, 30-25; Hawaii def. Texas, 19-30, 30-18, 30-21, 30-20; Missouri def. Arkansas, 30-25, 30-16, 30-11; Tennessee def. Minnesota, 30-19, 24-30, 20-30, 30-27, 15-11; Penn St. def. Long Island, 30-11, 30-27, 30-8. **Regional Semifinals:** Florida def. Louisville, 30-28, 30-25, 30-22; Nebraska def. UCLA, 30-28, 30-23, 30-16; Santa Clara def. Pepperdine, 30-28, 30-23, 30-14; Arizona def. Ohio, 35-37, 30-23, 26-30, 30-18, 15-12; Wisconsin def. Notre Dame, 30-25, 28-30, 30-25, 25-30, 15-9; Washington def. Purdue, 30-25, 30-19, 30-20; Missouri def. Hawaii, 30-26, 26-30, 30-27, 30-22; Tennessee def. Penn St., 30-27, 14-30, 30-27, 33-31. **Regional Finals:** Nebraska def. Florida, 30-26, 30-24, 30-16; Santa Clara def. Arizona, 22-30, 30-24, 30-26, 15-30, 17-15; Washington def. Wisconsin, 30-28, 30-25, 30-23; Tennessee def. Missouri, 30-28, 30-27, 25-30, 30-17. **Semifinals:** Washington def. Tennessee, 30-25, 30-19, 30-21; Nebraska def. Santa Clara, 30-24, 30-19, 30-21. **Championship:** Washington def. Nebraska, 30-26, 30-25, 30-26.

# Volleyball

DIVISION II

## 2005 Championship

### Highlights

**Record Crowd Sees Grand Valley State Emerge as Division II Champions:** Competing for the Division II Women's Volleyball Championship on its opponent's home court wasn't the best-case scenario for Grand Valley State.

The Lakers entered the finals knowing all about Nebraska-Kearney's 66-match home winning streak, and they also anticipated a partisan Division II championship record crowd.

None of that deterred Grand Valley State from its mission of capturing the institution's first women's volleyball championship, though, as the Lakers downed Nebraska-Kearney in four games, 30-18, 30-27, 25-30, 30-24, at the Health and Sports Center December 3.

It was the first time Nebraska-Kearney (38-2) lost in its own gymnasium since November 8, 2002, when Metro State registered a 3-1 victory.

The 66-match home winning streak tied for the second longest in Division II women's volleyball history. Northern Michigan won the same number of consecutive home matches from 1992 to 1996. The University of New Haven holds the all-time record with 109.

"This is just incredible," said Grand Valley State coach Deanne Scanlon, whose team also broke Nebraska-Kearney's 33-match overall winning streak this season. "This team deserves so much. When we set our team goals back in August, they wrote 'GVSU National Champions.' That was the first team I've had do that."

"I was proud of the way our women fought back," said Nebraska-Kearney coach Rick Squiers. "Things were clearly not going our way, but we hung in there. We had some chances in Game 4 but couldn't get it done."

Grand Valley State, which had 12 team blocks, limited Nebraska-Kearney to a .084 attack percentage in the match.

Meghan Moore's 17 kills and Kirk's 13 sparked the Lakers' offense, which also produced 10 service aces in the match.

Moore, Kirk, Helsen Alyson Riley and Jamie Ashmore of Grand Valley State were named to the all-tournament team.



Scott Anderson/NCAA Photos

***Grand Valley State's Jamie Ashmore (1) earned all-tournament honors as the Lakers downed Neb.-Kearney 3-1 in the championship match for the Division II volleyball championship .***

#### TOURNAMENT PERCENTAGE LEADERS

| Player, Team | K | E | TA | *Pct. | SA | DG | TB |
|---|---|---|---|---|---|---|---|
| Ericka Womack, Tampa | 70 | 14 | 136 | .412 | 0 | 6 | 15 |
| Justyna Michon, Dowling | 62 | 9 | 135 | .393 | 8 | 24 | 4 |
| Karla Schroff, Rockhurst | 43 | 10 | 93 | .355 | 0 | 3 | 10 |
| Amanda Slate, Abilene Christian | 36 | 9 | 77 | .351 | 3 | 7 | 8 |
| Tammi Rech, Rockhurst | 38 | 10 | 82 | .341 | 0 | 5 | 4 |
| Tracy Kirk, Grand Valley St. | 77 | 16 | 179 | .341 | 4 | 14 | 32 |
| Becky Haug, Central Mo. St. | 40 | 9 | 91 | .341 | 3 | 2 | 12 |
| YiZhi Li, Lock Haven | 64 | 16 | 141 | .340 | 4 | 73 | 21 |
| Kelsey Kyro, Concordia-St. Paul | 33 | 7 | 77 | .338 | 0 | 3 | 12 |
| Erin Gudmundson, Neb.-Kearney | 100 | 31 | 208 | .332 | 9 | 18 | 30 |

**LEGEND:** *K (kills), E (errors), TA (total attempts), SA (service aces), DG (digs), TB (total blocks).*

**Percentage is derived by subtracting errors from kills and dividing that remainder by total attempts. Minimum of 75 attempts to qualify.*

### Results

#### FIRST ROUND

Grand Valley St. def. Charleston (W.V.), 30-15, 30-25, 30-16
Northwood def. Ashland, 28-30, 30-21, 30-23, 30-24
SIU Edwardsville def. Ferris St., 30-23, 30-24, 30-21
Rockhurst def. Hillsdale, 30-20, 30-24, 30-22
Dowling def. Goldey-Beacom, 30-24, 30-22, 30-16
St. Rose def. Mercy, 30-26, 30-24, 30-20
Bentley def. Mass.-Lowell, 30-26, 27-30, 30-25, 30-26
Bryant def. NYIT, 30-16, 30-15, 30-19
Southwest Minn. St. def. Minn. St. Moorhead, 30-28, 30-26, 30-26
Neb.-Omaha def. Wayne St. (Neb.), 32-30, 30-23, 31-29
Minn. Duluth def. Augustana (S.D.), 30-17, 30-22, 30-27
North Ala. def. Albany St (Ga.), 30-16, 30-20, 30-19
Emporia St. def. Central Mo. St., 30-19, 30-19, 30-28

Washburn def. Harding, 30-19, 28-30, 30-23, 32-30
Truman def. Ala.-Huntsville, 30-15, 30-23, 22-30, 30-22
Lock Haven def. N.C. Central 30-14, 30-12, 30-25
Indiana (Pa.) def. Slippery Rock, 30-25, 30-26, 30-21
Edinboro def. Mount Olive, 30-24, 38-36, 30-23
Lees-McRae def. California (Pa.), 17-30, 24-30, 30-28, 30-21, 15-12
Cal St. L.A. def. Seattle Pacific, 28-30, 40-38, 30-23, 30-23
Hawaii Pacific def. Cal St. Bakersfield, 30-27, 30-23, 23-30, 30-17
Cal St. San B'dino def. BYU-Hawaii, 30-23, 30-25, 30-26
Central Wash. def. Cal Poly Pomona, 28-30, 30-24, 23-30, 30-24, 16-14
Tampa def. Francis Marion, 30-30, 30-25, 30-28
Barry def. Rollins, 30-19, 30-21, 26-30, 30-16
Fla. Gulf Coast def. Presbyterian, 30-16, 30-18, 30-25
Fla. Southern def. Wingate, 30-15, 30-16, 30-24
Neb.-Kearney def. Colorado Mines, 30-16, 30-17, 30-15
Mesa St. def. Western N.M., 30-23, 33-31, 30-28
Abilene Christian def. Central Okla., 30-26, 30-18, 30-23
West Tex. A&M def. Metro St., 30-27, 30-28, 30-26

## SECOND ROUND

Concordia-St. Paul def. Southwest Minn. St., 30-16, 30-22, 30-18
Grand Valley St. def. Northwood, 32-30, 30-23, 30-23
Rockhurst def. SIU Edwardsville, 30-27, 30-27, 30-21
Dowling def. St. Rose, 30-21, 30-18, 30-19
Bentley def. Bryant, 30-25, 21-30, 27-30, 30-16, 15-4
Minn. Duluth def. Neb. Omaha, 31-29, 30-22, 30-20
Central Mo. St. def. North Ala., 30-19, 30-28, 23-30, 30-14
Truman def. Washburn, 30-22, 30-19, 30-21
Lock Haven def. Indiana (Pa.), 30-24, 28-30, 27-30, 30-25, 15-6
Lees-McRae def. Edinboro, 30-27, 30-25, 30-16
Cal St. L.A. def. Hawaii Pacific, 32-30, 30-27, 25-30, 12-30, 17-15
Cal St. San B'dino def. Central Wash., 26-30, 31-33, 30-16, 30-27, 15-8
Fla. Gulf Coast def. Fla. Southern, 26-30, 31-29, 26-30, 30-18, 15-12
Tampa def. Barry, 30-17, 30-28, 30-25
Neb.-Kearney def. Mesa St., 30-17, 30-24, 30-28
Abilene Christian def. Metro St., 30-23, 30-24, 30-25

## THIRD ROUND

Dowling def. Bentley, 26-30, 30-28, 30-23, 26-30, 15-11
Grand Valley St. def. Rockhurst, 33-31, 30-25, 30-21
Concordia-St. Paul def. Minn. Duluth, 30-19, 30-24, 30-23
Truman def. Central Mo. St., 30-21, 30-28, 30-24
Lock Haven def. Lees-McRae, 32-30, 30-26, 23-30, 30-19
Cal St. L.A. def. Cal St. San B'dino, 30-23, 30-22, 24-30, 29-31, 15-8
Tampa def. Fla. Gulf Coast, 32-30, 30-27, 30-15
Neb.-Kearney def. Abilene Christian, 30-24, 30-19, 30-22

## QUARTERFINALS

Grand Valley St. def. Dowling, 30-21, 27-30, 30-24, 30-25
Tampa def. Concordia-St. Paul, 27-30, 30-23, 28-30, 30-27, 15-11
Cal St. L.A. def. Lock Haven, 30-32, 30-28, 30-17, 25-30, 15-13
Neb.-Kearney def. Truman, 30-25, 30-28, 30-32, 30-27

## SEMIFINALS

### DECEMBER 2 AT NEB.-KEARNEY

### Grand Valley St. 3, Tampa 2

**Tampa**

| No. | Name | GP | K | E | TA | PCT | A | SA | SE | RE |
|---|---|---|---|---|---|---|---|---|---|---|
| DIG | BS | BA | BE | BHE | | | | | | |
| 2 | Gabriela Saade | 5 | 0 | 0 | 3 | .000 | 51 | 0 | 2 | 0 |
| | 15 | 0 | 0 | 4 | | | | | | |
| 9 | Kayla Mora | 5 | 8 | 9 | 27 | -.037 | 2 | 2 | 2 | 0 |
| | 14 | 3 | 3 | 0 | 0 | | | | | |
| 11 | Tarah Marinelli | 5 | 5 | 3 | 44 | .045 | 0 | 0 | 1 | 2 |
| | 0 | 1 | 1 | 1 | 0 | | | | | |
| 12 | Stephanie Rivera | 5 | 22 | 6 | 48 | .333 | 1 | 2 | 3 | 0 |
| | 5 | 0 | 1 | 0 | 0 | | | | | |
| 13 | Katelen Dixon | 5 | 14 | 7 | 46 | .152 | 0 | 0 | 1 | 1 |
| | 19 | 3 | 1 | 0 | 0 | | | | | |
| 24 | Ericka Womack | 5 | 15 | 6 | 33 | .273 | 0 | 0 | 0 | 0 |
| | 0 | 1 | 3 | 0 | 0 | | | | | |
| 3 | Lindsay Blakeley | 5 | 0 | 0 | 0 | .000 | 1 | 1 | 0 | 0 |
| | 3 | 0 | 0 | 0 | 0 | | | | | |
| 10 | Camila Saade | 2 | 0 | 0 | 1 | .000 | 0 | 0 | 1 | 0 |
| 16 | Erin Clark | 5 | 4 | 1 | 11 | .273 | 0 | 0 | 0 | 0 |
| 22 | Margeaux Sinibaldi | 5 | 0 | 0 | 0 | .000 | 0 | 0 | 2 | 4 |
| 33 | Sara Ellis | 5 | 1 | 0 | 1 | 1.000 | 11 | 0 | 1 | 0 |
| | Totals | 5 | 69 | 32 | 214 | .173 | 66 | 5 | 13 | 7 |

| DIG | BS | BA | BE | BHE |
|---|---|---|---|---|
| 0 | 0 | 0 | 0 | 0 |
| 0 | 0 | 3 | 0 | 0 |
| 22 | 0 | 0 | 0 | 0 |
| 5 | 0 | 0 | 0 | 1 |
| 83 | 8 | 12 | 1 | 5 |

**TEAM ATTACK PER GAME**

| Game | K | E | TA | Pct. |
|---|---|---|---|---|
| 1 | 16 | 3 | 40 | .325 |
| 2 | 10 | 9 | 44 | .023 |
| 3 | 16 | 10 | 48 | .125 |
| 4 | 19 | 7 | 59 | .203 |
| 5 | 8 | 3 | 23 | .217 |

**TOTAL TEAM BLOCKS: 14.0**

| GAME SCORES | 1 | 2 | 3 | 4 | 5 | TEAM RECORDS |
|---|---|---|---|---|---|---|
| Tampa | 30 | 19 | 26 | 30 | 10 | 29-4 |
| Grand Valley St. | 19 | 30 | 30 | 28 | 15 | 31-6 |

**Grand Valley St.**

| No. | Name | GP | K | E | TA | PCT | A | SA | SE | RE | DIG | BS | BA | BE | BHE |
|---|---|---|---|---|---|---|---|---|---|---|---|---|---|---|---|
| 1 | Jamie Ashmore | 5 | 4 | 2 | 12 | .167 | 40 | 1 | 0 | 0 | 22 | 0 | 1 | 1 | 0 |
| 3 | Megan Helsen | 5 | 18 | 7 | 46 | .239 | 1 | 2 | 5 | 0 | 12 | 0 | 4 | 0 | 0 |
| 4 | Tracy Kirk | 5 | 10 | 6 | 37 | .108 | 2 | 0 | 0 | 1 | 4 | 0 | 8 | 0 | 0 |
| 8 | Tina Tromblay | 5 | 7 | 5 | 37 | .054 | 6 | 1 | 1 | 1 | 13 | 0 | 4 | 0 | 1 |
| 9 | Cortney Lokker | 5 | 5 | 2 | 18 | .167 | 2 | 1 | 2 | 0 | 12 | 0 | 3 | 0 | 0 |
| 14 | Meghan Moore | 5 | 16 | 7 | 31 | .290 | 1 | 0 | 0 | 0 | 3 | 0 | 4 | 0 | 0 |
| 5 | Alyson Riley | 5 | 0 | 0 | 0 | .000 | 1 | 2 | 1 | 3 | 23 | 0 | 0 | 0 | 0 |
| 6 | Lindsey Bayle | 5 | 0 | 0 | 0 | .000 | 0 | 0 | 0 | 0 | 4 | 0 | 0 | 0 | 0 |
| 7 | Erica Vandekopple | 1 | 0 | 1 | 1 | -1.000 | 0 | 0 | 0 | 0 | 0 | 0 | 0 | 0 | 0 |
| 10 | Danielle Alexander | 4 | 0 | 0 | 1 | .000 | 0 | 0 | 0 | 0 | 0 | 0 | 0 | 1 | 0 |
| 16 | Lauren Hanson | 3 | 2 | 1 | 6 | .167 | 1 | 0 | 0 | 0 | 0 | 0 | 0 | 0 | 0 |
| | Totals | 5 | 62 | 31 | 189 | .164 | 54 | 7 | 9 | 5 | 93 | 0 | 24 | 2 | 1 |

**TEAM ATTACK PER GAME**

| Game | K | E | TA | Pct. |
|---|---|---|---|---|
| 1 | 10 | 11 | 37 | -.027 |
| 2 | 12 | 5 | 39 | .179 |
| 3 | 15 | 7 | 38 | .211 |
| 4 | 15 | 8 | 54 | .130 |
| 5 | 10 | 0 | 21 | .476 |

**TOTAL TEAM BLOCKS: 12.0**

### Neb.-Kearney 3, Cal St. L.A. 0

**Cal St. L.A.**

| No. | Name | GP | K | E | TA | PCT | A | SA | SE | RE | DIG | BS | BA | BE | BHE |
|---|---|---|---|---|---|---|---|---|---|---|---|---|---|---|---|
| 1 | Tanya White | 3 | 13 | 4 | 37 | .243 | 0 | 0 | 0 | 0 | 1 | 1 | 0 | 0 | 0 |
| 5 | Tiare Tuitama | 3 | 4 | 1 | 9 | .333 | 37 | 0 | 0 | 0 | 15 | 0 | 2 | 0 | 1 |
| 7 | Airess Padda | 3 | 7 | 8 | 24 | -.042 | 0 | 0 | 0 | 0 | 1 | 0 | 1 | 0 | 0 |
| 8 | Luana Cavalcanti | 3 | 7 | 10 | 38 | -.079 | 0 | 0 | 0 | 2 | 9 | 0 | 1 | 0 | 0 |
| 14 | Melissa Zapiain | 3 | 5 | 7 | 21 | -.095 | 0 | 0 | 0 | 2 | 5 | 0 | 2 | 0 | 0 |
| 16 | Andrea Richardson | 3 | 6 | 4 | 13 | .154 | 0 | 0 | 0 | 0 | 0 | 0 | 1 | 1 | 0 |
| 2 | Latanya Lyons | 1 | 0 | 0 | 0 | .000 | 0 | 0 | 0 | 0 | 0 | 0 | 0 | 0 | 0 |
| 3 | Shannon Johnson | 3 | 0 | 0 | 0 | .000 | 2 | 0 | 1 | 0 | 9 | 0 | 0 | 0 | 0 |
| 9 | Ashley Hardwick | 3 | 1 | 0 | 1 | 1.000 | 3 | 1 | 1 | 1 | 21 | 0 | 0 | 0 | 0 |
| 10 | Jenevieve Duguies | 3 | 0 | 0 | 0 | .000 | 0 | 0 | 0 | 0 | 1 | 0 | 0 | 0 | 0 |

| | | | | | | | | | | | | | | | |
|---|---|---|---|---|---|---|---|---|---|---|---|---|---|---|---|
| 11 | Stacy Morel | 3 | 1 | 0 | 1 | 1.000 | 0 | 0 | 0 | 0 | 0 | 0 | 1 | 0 | 0 |
| | Totals | 3 | 44 | 34 | 144 | .069 | 42 | 1 | 2 | 5 | 62 | 1 | 8 | 1 | 1 |

**TEAM ATTACK PER GAME** **TOTAL TEAM BLOCKS: 5.0**

| Game | K | E | TA | Pct. |
|---|---|---|---|---|
| 1 | 16 | 14 | 59 | .034 |
| 2 | 13 | 10 | 38 | .079 |
| 3 | 15 | 10 | 47 | .106 |

| GAME SCORES | 1 | 2 | 3 | TEAM RECORDS |
|---|---|---|---|---|
| Cal State L.A. | 23 | 24 | 18 | 28-3 |
| Neb.-Kearney | 30 | 30 | 30 | 38-1 |

**Neb.-Kearney**

| No. | Name | GP | K | E | TA | PCT | A | SA | SE | RE | DIG | BS | BA | BE | BHE |
|---|---|---|---|---|---|---|---|---|---|---|---|---|---|---|---|
| 8 | Mikala Gleason | 3 | 0 | 0 | 0 | .000 | 0 | 0 | 0 | 0 | 6 | 0 | 0 | 0 | 0 |
| 11 | Erin Gudmundson | 3 | 19 | 3 | 33 | .485 | 0 | 1 | 1 | 0 | 2 | 4 | 4 | 0 | 0 |
| 13 | Ashley Solt | 3 | 5 | 4 | 27 | .037 | 1 | 0 | 1 | 0 | 5 | 1 | 2 | 0 | 0 |
| 15 | Samantha Harvey | 3 | 3 | 1 | 14 | .143 | 1 | 1 | 1 | 0 | 6 | 0 | 1 | 0 | 0 |
| 16 | Rachel Gerdes | 3 | 1 | 1 | 10 | .000 | 33 | 0 | 1 | 0 | 6 | 0 | 2 | 0 | 1 |
| 19 | Erin Brosz | 3 | 5 | 3 | 14 | .143 | 1 | 3 | 1 | 0 | 3 | 0 | 5 | 0 | 0 |
| 3 | Jill Gergen | 3 | 0 | 0 | 0 | .000 | 0 | 0 | 0 | 0 | 12 | 0 | 0 | 0 | 0 |
| 5 | Brett Haskell | 3 | 0 | 0 | 0 | .000 | 0 | 0 | 0 | 0 | 5 | 0 | 0 | 0 | 0 |
| 6 | Kelli Bunger | 3 | 15 | 1 | 35 | .400 | 1 | 0 | 0 | 0 | 3 | 0 | 4 | 1 | 0 |
| 9 | Steph Hoemann | 3 | 0 | 0 | 0 | .000 | 2 | 0 | 0 | 1 | 6 | 0 | 0 | 0 | 0 |
| | Totals | 3 | 48 | 13 | 133 | .263 | 39 | 5 | 5 | 1 | 54 | 5 | 18 | 1 | 1 |

**TEAM ATTACK PER GAME** **TOTAL TEAM BLOCKS: 14.0**

| Game | K | E | TA | Pct. |
|---|---|---|---|---|
| 1 | 15 | 4 | 54 | .204 |
| 2 | 17 | 7 | 40 | .250 |
| 3 | 16 | 2 | 39 | .359 |

## CHAMPIONSHIP

**DECEMBER 3 AT NEB.-KEARNEY**

**Grand Valley St. 3, Neb.-Kearney 1**

**Grand Valley St.**

| No. | Name | GP | K | E | TA | PCT | A | SA | SE | RE | DIG | BS | BA | BE | BHE |
|---|---|---|---|---|---|---|---|---|---|---|---|---|---|---|---|
| 1 | Jamie Ashmore | 4 | 7 | 2 | 15 | .333 | 50 | 4 | 1 | 0 | 9 | 0 | 1 | 0 | 1 |
| 3 | Megan Helsen | 4 | 10 | 11 | 40 | -.025 | 0 | 1 | 5 | 4 | 15 | 0 | 6 | 0 | 0 |
| 4 | Tracy Kirk | 4 | 13 | 1 | 30 | .400 | 0 | 0 | 0 | 0 | 2 | 1 | 7 | 0 | 0 |
| 8 | Tina Tromblay | 4 | 9 | 2 | 28 | .250 | 5 | 2 | 0 | 3 | 9 | 0 | 3 | 0 | 0 |
| 9 | Cortney Lokker | 4 | 8 | 3 | 26 | .192 | 4 | 1 | 3 | 2 | 15 | 0 | 1 | 0 | 0 |
| 14 | Meghan Moore | 4 | 17 | 8 | 41 | .220 | 0 | 0 | 0 | 0 | 2 | 0 | 4 | 1 | 0 |
| 5 | Alyson Riley | 4 | 0 | 0 | 0 | .000 | 0 | 1 | 2 | 0 | 28 | 0 | 0 | 0 | 0 |
| 6 | Lindsey Bayle | 4 | 0 | 0 | 0 | .000 | 0 | 1 | 0 | 0 | 2 | 0 | 0 | 0 | 0 |
| 7 | Erica Vandekopple | 1 | 0 | 1 | 1 | -1.000 | 0 | 0 | 0 | 0 | 0 | 0 | 0 | 0 | 0 |
| 10 | Danielle Alexander | 4 | 0 | 0 | 0 | .000 | 0 | 0 | 0 | 0 | 0 | 0 | 0 | 0 | 0 |
| 16 | Lauren Hanson | 3 | 0 | 0 | 2 | .000 | 0 | 0 | 0 | 0 | 0 | 0 | 0 | 0 | 0 |
| 17 | Megan Walling | 1 | 0 | 0 | 0 | .000 | 0 | 0 | 0 | 0 | 0 | 0 | 0 | 0 | 0 |
| | Totals | 4 | 64 | 28 | 183 | .197 | 59 | 10 | 11 | 9 | 82 | 1 | 22 | 1 | 1 |

**TEAM ATTACK PER GAME** **TOTAL TEAM BLOCKS: 12.0**

| Game | K | E | TA | Pct. |
|---|---|---|---|---|
| 1 | 15 | 1 | 34 | .412 |
| 2 | 19 | 7 | 53 | .226 |
| 3 | 11 | 12 | 45 | -.022 |
| 4 | 19 | 8 | 51 | .216 |

| GAME SCORES | 1 | 2 | 3 | 4 | TEAM RECORDS |
|---|---|---|---|---|---|
| Grand Valley St. | 30 | 30 | 25 | 30 | 32-6 |
| Neb.-Kearney | 18 | 27 | 30 | 24 | 38-2 |

**Neb.-Kearney**

| No. | Name | GP | K | E | TA | PCT | A | SA | SE | RE | DIG | BS | BA | BE | BHE |
|---|---|---|---|---|---|---|---|---|---|---|---|---|---|---|---|
| 8 | Mikala Gleason | 4 | 0 | 0 | 1 | .000 | 1 | 2 | 1 | 1 | 6 | 0 | 0 | 0 | 1 |
| 11 | Erin Gudmundson | 4 | 12 | 10 | 34 | .059 | 0 | 1 | 0 | 0 | 1 | 1 | 5 | 0 | 0 |
| 13 | Ashley Solt | 4 | 6 | 3 | 26 | .115 | 1 | 1 | 0 | 0 | 10 | 0 | 0 | 0 | 0 |
| 15 | Samantha Harvey | 4 | 9 | 5 | 27 | .148 | 1 | 1 | 2 | 0 | 3 | 0 | 2 | 0 | 0 |
| 16 | Rachel Gerdes | 4 | 5 | 1 | 16 | .250 | 39 | 1 | 1 | 0 | 16 | 2 | 3 | 0 | 2 |
| 19 | Erin Brosz | 4 | 8 | 4 | 34 | .118 | 0 | 3 | 0 | 0 | 1 | 0 | 2 | 0 | 0 |
| 3 | Jill Gergen | 4 | 0 | 0 | 1 | .000 | 0 | 0 | 0 | 4 | 20 | 0 | 0 | 0 | 0 |
| 5 | Brett Haskell | 4 | 0 | 0 | 0 | .000 | 1 | 0 | 0 | 3 | 7 | 0 | 0 | 0 | 0 |
| 6 | Kelli Bunger | 3 | 3 | 6 | 35 | -.086 | 0 | 0 | 0 | 0 | 1 | 1 | 0 | 1 | 0 |
| 9 | Steph Hoemann | 4 | 0 | 0 | 0 | .000 | 2 | 0 | 0 | 2 | 7 | 0 | 0 | 0 | 0 |
| 14 | Juli Minicz | 3 | 5 | 3 | 13 | .154 | 0 | 0 | 0 | 0 | 5 | 0 | 2 | 0 | 0 |
| 17 | Alison Glidden | 1 | 1 | 1 | 4 | .000 | 0 | 0 | 0 | 0 | 0 | 0 | 0 | 0 | 0 |
| | Totals | 4 | 49 | 33 | 191 | .084 | 45 | 9 | 4 | 10 | 77 | 4 | 14 | 1 | 3 |

**TEAM ATTACK PER GAME**

| Game | K | E | TA | Pct. |
|---|---|---|---|---|
| 1 | 12 | 12 | 55 | .000 |
| 2 | 15 | 3 | 50 | .240 |
| 3 | 13 | 10 | 40 | .075 |
| 4 | 9 | 8 | 46 | .022 |

**TOTAL TEAM BLOCKS: 11.0**

# History

## Team Results

| Year | Champion (Record) | Coach | Score | Runner-Up | Host or Site | Championship Match Attendance† | Championship Total Attendance† |
|---|---|---|---|---|---|---|---|
| 1981 | Sacramento St. (28-6) | Debby Colberg | 3-0 | Lewis | UC Riverside | 300 | 1,674 |
| 1982 | UC Riverside (31-5) | Sue Gozansky | 3-0 | Cal St. Northridge | Cal St. Northridge | 750 | 3,288 |
| 1983 | Cal St. Northridge (30-6) | Walt Ker | 3-2 | Portland St. | Fla. Southern | 650 | 3,660 |
| 1984 | Portland St. (33-4) | Jeff Mozzochi | 3-0 | Cal St. Northridge | Portland St. | 2,550 | 5,282 |
| 1985 | Portland St. (36-5) | Jeff Mozzochi | 3-1 | Cal St. Northridge | Portland St. | 2,450 | 4,937 |
| 1986 | UC Riverside (29-7) | Sue Gozansky | 3-0 | Cal St. Northridge | Sacramento St. | 400 | 3,175 |
| 1987 | Cal St. Northridge (35-6) | Walt Ker | 3-2 | Central Mo. St. | Neb.-Omaha | 2,500 | 5,154 |
| 1988 | Portland St. (36-5) | Jeff Mozzochi | 3-0 | Cal St. Northridge | North Dakota St. | — | 5,956 |
| 1989 | Cal St. Bakersfield (21-15) | David Rubio | 3-0 | Sacramento St. | Cal St. Bakersfield | 2,800 | 8,751 |
| 1990 | West Tex. A&M (38-1) | Kim Hudson | 3-0 | North Dakota St. | Cal St. Bakersfield | — | 11,313 |
| 1991 | West Tex. A&M (36-2) | Jim Giacomazzi | 3-0 | Portland St. | West Tex. A&M | 3,188 | 10,033 |
| 1992 | Portland St. (36-1) | Jeff Mozzochi | 3-2 | Northern Mich. | Portland St. | 1,512 | 7,184 |
| 1993 | Northern Mich. (38-1) | Jim Moore | 3-1 | Cal St. Bakersfield | Northern Mich. | 3,112 | 9,135 |
| 1994 | Northern Mich. (32-4) | Mark Rosen | 3-1 | Cal St. Bakersfield | Cal St. Bakersfield | 2,181 | 7,876 |
| 1995 | Barry (34-2) | Leonid Yelin | 3-1 | Northern Mich. | Barry | 1,650 | 14,249 |
| 1996 | Neb.-Omaha (35-2) | Rose Shires | 3-2 | Tampa | Central Mo. St. | 459 | 7,199 |
| 1997 | West Tex. A&M (37-3) | Debbie Hendricks | 3-2 | Barry | Cal St. Bakersfield | 1,376 | 11,887 |
| 1998 | Hawaii Pacific (31-5) | Tita Ahuna | 3-1 | North Dakota St. | Kissimmee, Fla. | 225 | 6,178 |
| 1999 | BYU-Hawaii (30-2) | Wilfred Navalta | 3-0 | Tampa | Battle Creek, Mich. | 362 | 8,968 |
| 2000 | Hawaii Pacific (28-0) | Tita Ahuna | 3-0 | Augustana (S.D.) | Augustana (S.D.) | 3,307 | 16,647 |
| 2001 | Barry (32-2) | Dave Nicols | 3-0 | South Dakota St. | Grand Valley St. | 516 | 10,795 |
| 2002 | BYU-Hawaii (27-2) | Wilfred Navalta | 3-0 | Truman | West Tex. A&M | 1,666 | 14,947 |
| 2003 | North Ala. (33-7) | Matt Peck | 3-0 | Concordia-St. Paul | Cal St. San B'dino | 347 | 9,282 |
| 2004 | Barry (34-1) | Dave Nichols | 3-1 | Truman | Barry | 1,905 | 17,302 |
| 2005 | Grand Valley St. (32-1) | Deanne Scanlon | 3-1 | Neb.-Kearney | Neb.-Kearney | ---- | ---- |

## All-Tournament Teams

**1981**
Holly Butterfield, Fla. Southern
Sue Razzeto, Cal St. Northridge
Cathy Spencer, Lewis
Marcia Collier, Sacramento St.
Terri Nicholas, Sacramento St.
Kris Jacobsen, Sacramento St.

**1982**
Debbie Bush, UC Riverside
Star Clark, UC Riverside
Kim Holder, UC Riverside
Linda Wilson, Cal St. Northridge
Karen Kootnekoff, Portland St.
Linda Johnson, Portland St.

**1983**
Heather Hafner, Cal St. Northridge
Shelli Mosby, Cal St. Northridge
Kristy Olson, Cal St. Northridge
Debbie Wooldridge, Cal St. Northridge
Theresa Huitinga, Portland St.
Lynda Johnson, Portland St.

**1984**
Kristy Olson, Cal St. Northridge
Shelli Mosby, Cal St. Northridge
Lisa Couch, Portland St.
Theresa Huitinga, Portland St.
Lynda Johnson, Portland St.
Beanie MacLaurie, Portland St.

**1985**
Shelli Mosby, Cal St. Northridge
Heather Hafner, Cal St. Northridge
Theresa Huitinga, Portland St.
Lynda Johnson, Portland St.
Kathy Knudsen, Neb.-Omaha
Bonnie Beard, Sam Houston St.

**1986**
Melanie Jones, UC Riverside (Most Outstanding Player)
Sherry Benson, UC Riverside
Joyce Jackson, UC Riverside
Allie Nuzum, Neb.-Omaha
Donna Melcher, Neb.-Omaha
Angela Brinton, Cal St. Northridge

**1987**
Becky Belland, Central Mo. St.
Angela Brinton, Cal St. Northridge
Kathleen Dixon, Cal St. Northridge
Susan Dixon, Central Mo. St.
Sue Darcey, Cal St. Northridge
Lori Schutte, Neb.-Omaha

**1988**
Jenny Norlin, Portland St.
Cathy Kuntz, Portland St.
Andy Thompson, Portland St.
Karen Langston, Cal St. Northridge
Brenda Schultz, North Dakota St.
Karen Solis, Tampa

**1989**
Rachel Morton, Cal St. Bakersfield
Valerie Cowan, Cal St. Bakersfield
Tami Jurgensen, Cal St. Bakersfield
Michelle Richard, Cal St. Bakersfield
Kelly Caddy, Sacramento St.
Brenda Schultz, North Dakota St.

**1990**
Ana Carolina Pereira, West Tex. A&M
Ana Cristina Pereira, West Tex. A&M
Michele Hall, West Tex. A&M
Sandy Callahan, West Tex. A&M
Rachel Morton, Cal St. Bakersfield
Tami Jurgensen, Cal St. Bakersfield
Camille Mitchell, Cal St. Bakersfield
Julie Sherman, North Dakota St.
Brenda Schultz, North Dakota St.
Kristi Scott, Portland St.
Leanne Peters, Portland St.
Becky Belland, Central Mo. St.

**1991**
Christi Nash, Fla. Southern
Becky Thyhsen, Fla. Southern
Leanne Peters, Portland St.
Joy Lammert-Russell, Portland St.
Kristi Scott, Portland St.
Angie Converse, North Dakota St.
Teresa Hegg, North Dakota St.
Julie Sherman, North Dakota St.
Carrie Burke, West Tex. A&M
Sandy Callahan, West Tex. A&M
Ana Carolina Pereira, West Tex. A&M
Ana Cristina Pereira, West Tex. A&M

**1992**
Erika Boggio, Portland St.
Leanne Peters, Portland St.
Joy Russell, Portland St.
Suzy Hall, Portland St.
Tricia Tuler, Northern Mich.
Heather Koenig, Northern Mich.
Andrea Gommans, Northern Mich.
Stacy Metro, Northern Mich.
Monika Cavaliere, West Tex. A&M
Ana Carolina Pereira, West Tex. A&M
Candy Lench, UC Davis
Andrea Ferchaw, Cal St. L.A.

**1993**
Stacy Metro, Northern Mich.
Andrea Gommans, Northern Mich.
Heather Koenig, Northern Mich.
Tricia Tuler, Northern Mich.
Christy Wieneke, Cal St. Bakersfield
Felicia Crisp, Cal St. Bakersfield
Jennifer Streltzoff, Cal St. Bakersfield
Erika Boggio, Portland St.
Joy Russell, Portland St.
Leanne Peters, Portland St.
Dana Cash, Northern Colo.
Debbie Ponis, Northern Colo.

**1994**
Jennie Long, Northern Mich.
Pauline Schuette, Northern Mich.
Liu Jun, Northern Mich.
Christy Wieneke, Cal St. Bakersfield
Brandy Charles, Cal St. Bakersfield
Erikka Gulbranson, Cal St. Bakersfield
Terri McNair, Northern Colo.
Debbie Ponis, Northern Colo.
Tatjana Smith, Northern Colo.
Erica Wymore, Northern Colo.
Jane Salkowski, Central Mo. St.
Krista Geick, Central Mo. St.

**1995**
Cindy Yaun, Barry
Mickisha Hurley, Barry
Sonia Gubaidulina, Barry
Pauline Schuette, Northern Mich.
Kathy Jewell, Northern Mich.
Liu Jun, Northern Mich.
Kim Falkenhagen, Northern Mich.
Rachel Gatewood, Central Mo. St.
Krista Geick, Central Mo. St.
Kerri Mears, Central Mo. St.
Christy Wieneke, Cal St. Bakersfield
Courtney Powers, St. Cloud St.

**1996**
Amy Steffel, Neb.-Omaha
Erin Shafer, Neb.-Omaha
Christyn Malone, Neb.-Omaha
Danielle Faggion, Tampa
Dawn Rawlins, Tampa
Melissa Serio, Tampa
Anna Kaloujskikh, Tampa
Hilary Epling, Tampa
Liu Jun, Northern Mich.
Kathy Jewell, Northern Mich.
Sarah Dallas, Central Mo. St.

**1997**
Sarah Butler, West Tex. A&M
Holly Morgan, West Tex. A&M
Amanda Sweatt, West Tex. A&M
Deena Victor, West Tex. A&M
Cindy Yuan, Barry
Elvira Vakhidova, Barry
Janina Morusiewicz, Barry
Eleona Vakhidova, Barry
Christyn Malone, Neb.-Omaha
Tammy Barrus, Cal St. Bakersfield
Amy Wade, Cal St. Bakersfield
Lucia Pereira, Northern Mich.

**1998**
Nia Tuitele, Hawaii Pacific
Hai Yan Wang, Hawaii Pacific
Debbie Sant'Anna, Hawaii Pacific
Melinda Almazon, Regis (Colo.)
Nikki Van Rausen, Regis (Colo.)
Charleen Anderson, North Dakota St.
Kara Deringer, North Dakota St.
Carrie Jacobson, North Dakota St.
Jamie Lene, North Dakota St.
Hilary Epling, Tampa
Danielle Faggion, Tampa
Dawn Rawlins, Tampa

**1999**
Arlete Silva, BYU-Hawaii
Vanessa Valansi, BYU-Hawaii
Juliana Lima, BYU-Hawaii
Danielle Faggion, Tampa
Tiffany Boatwright, Tampa
Becky Hart, Tampa
Sarah Butler, West Tex. A&M
Shannon Stroud, West Tex. A&M
Sarah Schall, Lock Haven
Rachel Schmieg, North Dakota St.
Ronda Price, North Ala.
Jenny Jeremiah, Northern Ky.

**2000**
Nesrin Seckin, North Ala.
Shannon Stroud, West Tex. A&M
Kathy Vis, Grand Valley St.
Ying Xu, California (Pa.)
Katy Peterson, Augustana (S.D.)
Kari Peterson, Augustana (S.D.)
Lindsay Voss, Augustana (S.D.)
Sara Larson, Augustana (S.D.)
Susy Garbelotti, Hawaii Pacific
Debbi Sant'Anna, Hawaii Pacific
Flavia Gabinio, Hawaii Pacific
Nia Tuitele, Hawaii Pacific

**2001**
Karla Bersano, Barry
Fernanda Ferreira, Barry
Daniela Lanza, Barry
Simone Ferrarezi, Barry
Teresa Ohta, UC San Diego
Carly Miller, Grand Valley St.
Yulissa Zamudio, Mercy
Shauna Sturm, South Dakota St.
Andrea Ebnet, South Dakota St.
Angie Rime, South Dakota St.
Casey Felkerson, Truman
Michelle Morris, Western St.

**2002**
Nicole Bayle, Grand Valley St.
Carly Miller, Grand Valley St.
Yu Chaun Weng, BYU-Hawaii
Kaala Lo, BYU-Hawaii
Ashley Moeai, BYU-Hawaii
Chun Li Lin, BYU-Hawaii
Monica Marlowe, Truman
Shelby Ortwerth, Truman
Jessica Sears, Truman
Ericka Womack, Tampa
Erin Deffenbaugh, Northern Colo.
Jess Anne Fernandes, West Tex. A&M

**2003**
Yana Ninova, North Ala
Ashley Moffitt, North Ala.
Amy Moffitt, North Ala.
Myshara High, North Ala.
Joy Wubben, Concordia-St. Paul
Tia Lindberg, Concordia-St. Paul
Mandy Horazdovsky, Concordia-St. Paul
Kim Morohunfola, Cal St. San B'dino
Kim Ford, Cal St. San B'dino
Cristen Trent, Cal St. San B'dino
Nicole Bayle, Grand Valley St.
Ania Ruiz, Tampa

**2004**
Fernanda Brino, Barry
Michele Rosamiglia, Barry
Karla Bersano, Barry
Jessica Sears, Truman
Sara Shearman, Truman
Tiffany Graham, Truman
Callie Zwettler, Minn. Duluth
Vicky Bragleman, Minn. Duluth
Erin Gudmundson, Neb.-Kearney
Erin Arnold, Neb.-Kearney
Li Yizhi, Lock Haven
Briana Harris, Cal St. San B'dino

**2005**
Jamie Ashmore, Grand Valley St.
Megan Helsen, Grand Valley St.
Tracy Kirk, Grand Valley St.
Meghan Moore, Grand Valley St.
Alyson Riley, Grand Valley St.
Rachel Gerdes, Neb.-Kearney
Erin Gudmundson, Neb.-Kearney
Stephanie Rivera, Tampa
Sarah Sherman, Truman
Tiare Tuitama, Cal St. L.A.
Cailin Terhaar, Concordia-St. Paul
Li Yizhi, Lock Haven

## Individual Records

### KILLS, MATCH
45—Brianna Harris, Cal St. San B'dino (3) vs. UC San Diego (2), 11-20-04.

### KILLS, TOURNAMENT
160—Yana Ninova, North Ala., 2003 (25 vs. Harding, 19 vs. Truman, 36 vs. Central Mo. St., 26 vs. Lock Haven, 32 vs. Grand Valley St., 22 vs. Concordia-St. Paul).

### TOTAL ATTEMPTS, MATCH
116—Andrea Ferchaw, Cal St. L.A. (3) vs. Grand Canyon (2), 11-17-95.

### TOTAL ATTEMPTS, TOURNAMENT
304—Debbie Sant'Anna, Hawaii Pacific, 1998 (48 vs. Cal St. Bakersfield, 72 vs. BYU-Hawaii, 50 vs. North Ala., 56 vs. Tampa, 78 vs. North Dakota St.); Yana Ninova, North Ala., 2003 (38 vs. Harding, 36 vs. Truman, 78 vs. Central Mo. St., 63 vs. Lock Haven, 54 vs. Grand Valley St., 35 vs. Concordia-St. Paul).

### SERVICE ACES, MATCH
11—Eileen Hiss, Cal St. Northridge (3) vs. North Dakota St. (0), 12-4-82.

### SERVICE ACES, TOURNAMENT
23—Ruth Evans, Neb.-Omaha, 1986 (5 vs. New Haven, 7 vs. Grand Valley St., 7 vs. Cal St. Northridge, 4 vs. North Dakota St.).

### BLOCK SOLOS, MATCH
12—Debbie Wooldridge, Cal St. Northridge (3) vs. Sacramento St. (2), 12-10-82.

### BLOCK SOLOS, TOURNAMENT
14—Debbie Wooldridge, Cal St. Northridge, 1982 (1 vs. C.W. Post, 0 vs. North Dakota St., 12 vs. Sacramento St., 1 vs. UC Riverside).

### DIGS, MATCH
40—Sarah Butler, West Tex. A&M (3) vs. Barry (2), 12-7-97; Natalie Facchini, UC San Diego (2) vs. Cal St. San B'dino (3), 11-20-04.

### DIGS, TOURNAMENT
111—Ashley Hardwick, Cal St. L.A., 2005 (24 vs. Seattle Pacific, 14 vs. Hawaii Pacific, 24 vs. Cal St. San B'dino, 28 vs. Lock Haven, 21 vs. Neb.-Kearney).

### HITTING PERCENTAGE, MATCH
**(Min. 15 Attempts)**
.867—Kim Falkenhagen, Northern Mich. (3) vs. West Va. Wesleyan (0), 12-2-95.

### HITTING PERCENTAGE, TOURNAMENT
**(min. 75 attempts)**
.544—Emily Kohler, North Fla., 2004 (.478 vs. Presbyterian, 13-2/23; .567 vs. Fla. Gulf Coast, 19-2/30; .577 vs. Barry, 16-1/26).

## Team Records

### KILLS, MATCH
114—Cal St. L.A. (3) vs. Grand Canyon (2), 11-17-95.

### KILLS, TOURNAMENT
401—North Ala., 2003 (61 vs. Harding, 56 vs. Truman, 83 vs. Central Mo. St., 73 vs. Lock Haven, 74 vs. Grand Valley St., 54 vs. Concordia-St. Paul).

### TOTAL ATTEMPTS, MATCH
309—Cal St. L.A. (3) vs. Grand Canyon (2), 11-17-95.

### TOTAL ATTEMPTS, TOURNAMENT
933—North Ala., 2003 (138 vs. Harding, 127 vs. Truman, 203 vs. Central Mo. St., 190 vs. Lock Haven, 152 vs. Grand Valley St., 123 vs. Concordia-St. Paul).

### SERVICE ACES, MATCH
22—Neb.-Omaha (2) vs. Cal St. Northridge (3), 12-12-86.

### SERVICE ACES, TOURNAMENT
68—Neb.-Omaha, 1986 (17 vs. New Haven, 15 vs. Grand Valley St., 22 vs. Cal St. Northridge, 14 vs. North Dakota St.).

### BLOCK SOLOS, MATCH
29—Cal St. Northridge (3) vs. Sacramento St. (2), 12-10-82.

### BLOCK SOLOS, TOURNAMENT
41—Cal St. Northridge, 1982 (3 vs. C.W. Post, 1 vs. North Dakota St., 29 vs. Sacramento St., 8 vs. UC Riverside).

### DIGS, MATCH
159—Cal St. Northridge (3) vs. Central Mo. St. (2), 12-12-87.

### DIGS, TOURNAMENT
400—Northern Colo., 1994 (90 vs. Minn. Duluth, 94 vs. Neb.-Kearney, 62 vs. Barry, 94 vs. Cal St. Bakersfield, 60 vs. Central Mo. St.).

### HITTING PERCENTAGE, MATCH
.542—Portland St. (3) vs. James Madison (0), 11-30-84.

### HITTING PERCENTAGE, TOURNAMENT
**(Min. 2 Matches)**
.372—Portland St., 1984 (.542 vs. James Madison, 37-11/48; .264 vs. New Haven, 31-12/72; .421 vs. Sam Houston St., 60-12/114; .319 vs. Cal St. Northridge, 50-14/113).

# Won-Lost Records in Tournament Play

*(Note: Beginning in 1998, no third-place match was played. Third place is awarded to both teams that lose in the semifinals.)*

| Team (Years Participated) | Yrs. | Won | Lost | Pct. | 1st | 2nd | 3rd | 4th |
|---|---|---|---|---|---|---|---|---|
| Abilene Christian (2004-05) | 2 | 2 | 2 | .500 | 0 | 0 | 0 | 0 |
| Air Force (1983-89-91-93-94) | 5 | 3 | 5 | .375 | 0 | 0 | 1 | 0 |
| Ala.-Huntsville (1998-99-2001-04-05) | 5 | 0 | 5 | .000 | 0 | 0 | 0 | 0 |
| Alas. Anchorage (1989-90) | 2 | 0 | 2 | .000 | 0 | 0 | 0 | 0 |
| Albany St. (Ga.) (2001-02-03-04-05) | 5 | 0 | 5 | .000 | 0 | 0 | 0 | 0 |
| Angelo St. (1982-87-91-92) | 4 | 2 | 4 | .333 | 0 | 0 | 0 | 0 |
| Arkansas Tech (2000) | 1 | 1 | 1 | .500 | 0 | 0 | 0 | 0 |
| Armstrong Atlantic (2000-01-02-03-04) | 5 | 2 | 5 | .286 | 0 | 0 | 0 | 0 |
| Army (1987) | 1 | 0 | 1 | .000 | 0 | 0 | 0 | 0 |
| Ashland (2004-05) | 2 | 0 | 2 | .000 | 0 | 0 | 0 | 0 |
| Augustana (S.D.) (1992-94-96-97-98-99-2000-01-03-04-05) | 11 | 7 | 11 | .389 | 0 | 1 | 0 | 0 |
| Barry (1994-95-96-97-98-99-2000-01-02-03-04-05) | 12 | 26 | 9 | .743 | 3 | 1 | 0 | 0 |
| Bentley (1993-95-98-2002-04-05) | 6 | 2 | 6 | .250 | 0 | 0 | 0 | 0 |
| BYU-Hawaii (1998-99-2002-05) | 4 | 11 | 2 | .846 | 2 | 0 | 0 | 0 |
| Bryant (1994-97-99-2000-01-02-03-04-05) | 9 | 8 | 9 | .471 | 0 | 0 | 0 | 0 |
| C.W. Post (1982) | 1 | 0 | 1 | .000 | 0 | 0 | 0 | 0 |
| UC Davis (1981-82-83-90-91-92-93-94-96) | 9 | 4 | 9 | .308 | 0 | 0 | 0 | 0 |
| UC Riverside (1981-82-83-84-85-86-87-88-89-90-91-92-93-95-96-97-98) | 17 | 14 | 15 | .483 | 2 | 0 | 0 | 0 |
| UC San Diego (2000-01-02-03-04) | 5 | 6 | 5 | .545 | 0 | 0 | 1 | 0 |
| Cal Poly Pomona (1983-84-85-88-90-91-92-93-94-96-97-04-05) | 13 | 4 | 13 | .235 | 0 | 0 | 0 | 0 |
| Cal St. Bakersfield (1988-89-90-91-92-93-94-95-96-97-98-99-2000-03-04-05) | 16 | 28 | 15 | .651 | 1 | 2 | 3 | 0 |
| Cal St. Chico (1992) | 1 | 1 | 1 | .500 | 0 | 0 | 0 | 0 |
| Cal St. L.A. (1992-93-94-95-97-99-2000-01-02-04-05) | 11 | 11 | 12 | .478 | 0 | 0 | 1 | 1 |
| Cal St. Northridge (1981-82-83-84-85-86-87-88-89) | 9 | 25 | 7 | .781 | 2 | 5 | 1 | 0 |
| Cal St. San B'dino (2000-01-02-03-04-05) | 6 | 13 | 6 | .684 | 0 | 0 | 1 | 0 |
| California (Pa.) (2000-01-02-04-05) | 5 | 7 | 5 | .583 | 0 | 0 | 1 | 0 |
| Cameron (1998-2001) | 2 | 0 | 2 | .000 | 0 | 0 | 0 | 0 |
| Carson-Newman (2002) | 1 | 0 | 1 | .000 | 0 | 0 | 0 | 0 |
| Catawba (2001) | 1 | 0 | 1 | .000 | 0 | 0 | 0 | 0 |
| Central Mo. St. (1983-84-85-86-87-88-89-90-91-92-93-94-95-96-97-98-99-2000-01-02-03-04-05) | 23 | 24 | 26 | .480 | 0 | 1 | 0 | 3 |
| Central Okla. (1994-2002-05) | 3 | 2 | 3 | .400 | 0 | 0 | 0 | 0 |
| Central Wash. (2004-05) | 2 | 1 | 2 | .333 | 0 | 0 | 0 | 0 |
| Chaminade (2002-04) | 2 | 1 | 2 | .333 | 0 | 0 | 0 | 0 |
| Chapman (1982-88-89-90) | 4 | 0 | 4 | .000 | 0 | 0 | 0 | 0 |
| Charleston (W.V.) (1995-97-98-99-2004-05) | 6 | 1 | 6 | .143 | 0 | 0 | 0 | 0 |
| Clarion (2002-03-04) | 3 | 0 | 3 | .000 | 0 | 0 | 0 | 0 |
| Colorado Mines (2005) | 1 | 0 | 1 | .000 | 0 | 0 | 0 | 0 |
| Colorado St.-Pueblo (1996-97) | 2 | 0 | 2 | .000 | 0 | 0 | 0 | 0 |
| Concordia-St. Paul (2003-04-05) | 3 | 8 | 3 | .727 | 0 | 1 | 0 | 0 |
| Dowling (1995-96-97-98-2002-03-04-05) | 8 | 6 | 8 | .429 | 0 | 0 | 0 | 0 |
| East Stroudsburg (2000) | 1 | 0 | 1 | .000 | 0 | 0 | 0 | 0 |
| Eastern N.M. (2004) | 1 | 1 | 1 | .500 | 0 | 0 | 0 | 0 |
| Edinboro (1982-94-96-97-98-99-2000-01-02-03-05) | 11 | 11 | 11 | .500 | 0 | 0 | 0 | 0 |
| Emporia St. (2005) | 1 | 0 | 1 | .000 | 0 | 0 | 0 | 0 |
| Fairmont St. (1998) | 1 | 0 | 1 | .000 | 0 | 0 | 0 | 0 |
| Ferris St. (1982-83-84-85-86-87-89-90-92-99-2002-04-05) | 13 | 7 | 14 | .333 | 0 | 0 | 0 | 1 |
| Findlay (2000-01-03) | 3 | 2 | 3 | .400 | 0 | 0 | 0 | 0 |
| Fla. Gulf Coast (2004-05) | 2 | 3 | 2 | .600 | 0 | 0 | 0 | 0 |
| Florida Int'l (1982-85) | 2 | 0 | 2 | .000 | 0 | 0 | 0 | 0 |
| Fla. Southern (1981-82-84-86-87-89-90-91-92-93-94-96-97-98-99-2000-02-03-04-05) | 20 | 14 | 23 | .378 | 0 | 0 | 0 | 3 |
| Fort Hays St. (2003-04) | 2 | 2 | 2 | .500 | 0 | 0 | 0 | 0 |
| Francis Marion (1998-2005) | 2 | 0 | 2 | .000 | 0 | 0 | 0 | 0 |
| Gannon (1989-91-92-93-94-95) | 6 | 5 | 6 | .454 | 0 | 0 | 0 | 0 |
| Goldey-Beacom (2005) | 1 | 0 | 1 | .000 | 0 | 0 | 0 | 0 |
| Grand Canyon (1993-95) | 2 | 1 | 2 | .333 | 0 | 0 | 0 | 0 |
| Grand Valley St. (1986-87-2000-01-02-03-04-05) | 8 | 20 | 5 | .800 | 1 | 0 | 3 | 0 |
| Harding (2002-03-04-05) | 4 | 0 | 4 | .000 | 0 | 0 | 0 | 0 |
| Hawaii-Hilo (1994-95-97) | 3 | 1 | 3 | .250 | 0 | 0 | 0 | 0 |
| Hawaii Pacific (1998-99-2000-01-03-04-05) | 7 | 15 | 5 | .750 | 2 | 0 | 0 | 0 |
| Henderson St. (2001) | 1 | 1 | 1 | .500 | 0 | 0 | 0 | 0 |
| Hillsdale (2004-05) | 2 | 0 | 2 | .000 | 0 | 0 | 0 | 0 |
| Indiana (Pa.) (2000-01-02-03-04-05) | 6 | 7 | 6 | .538 | 0 | 0 | 0 | 0 |
| IPFW (1987-88-96-98) | 4 | 1 | 4 | .200 | 0 | 0 | 0 | 0 |
| Indianapolis (2003) | 1 | 0 | 1 | .000 | 0 | 0 | 0 | 0 |
| Jacksonville (1983) | 1 | 1 | 1 | .500 | 0 | 0 | 0 | 0 |
| James Madison (1984-85) | 2 | 0 | 2 | .000 | 0 | 0 | 0 | 0 |
| Lees-McRae (1999-2001-02-03-04-05) | 6 | 5 | 6 | .455 | 0 | 0 | 0 | 0 |
| Lenoir-Rhyne (2004) | 1 | 0 | 1 | .000 | 0 | 0 | 0 | 0 |
| Lewis (1981-82-88-2000-02) | 5 | 4 | 5 | .444 | 0 | 1 | 0 | 0 |
| Lock Haven (1996-97-98-99-2000-01-03-04-05) | 9 | 15 | 9 | .625 | 0 | 0 | 0 | 0 |
| Mansfield (1981-83) | 2 | 0 | 2 | .000 | 0 | 0 | 0 | 0 |
| Mass.-Lowell (2000-02-03-04-05) | 5 | 0 | 5 | .000 | 0 | 0 | 0 | 0 |
| Mercy (1999-2000-01-04-05) | 5 | 4 | 5 | .444 | 0 | 0 | 0 | 0 |
| Mesa St. (2004-05) | 2 | 1 | 2 | .333 | 0 | 0 | 0 | 0 |
| Metro St. (1988-89-91-92-93-97-98-2000-01-02-03-04-05) | 13 | 5 | 13 | .278 | 0 | 0 | 0 | 0 |
| Michigan Tech (1993-94-95-96-97) | 5 | 2 | 5 | .286 | 0 | 0 | 0 | 0 |
| Millersville (1995) | 1 | 1 | 1 | .500 | 0 | 0 | 0 | 0 |
| Minn. Duluth (1986-87-91-94-98-2002-03-04-05) | 9 | 7 | 9 | .438 | 0 | 0 | 1 | 0 |
| Minn. St. Mankato (1990-2001-02-03) | 4 | 2 | 4 | .333 | 0 | 0 | 0 | 0 |

| Team (Years Participated) | Yrs. | Won | Lost | Pct. | 1st | 2nd | 3rd | 4th |
|---|---|---|---|---|---|---|---|---|
| Minn. St. Moorhead (2000-04-05) | 3 | 0 | 3 | .000 | 0 | 0 | 0 | 0 |
| Mississippi-Women (1985-86) | 2 | 2 | 2 | .500 | 0 | 0 | 0 | 0 |
| Mo.-St. Louis (1991-95) | 2 | 0 | 2 | .000 | 0 | 0 | 0 | 0 |
| Mo. Western St. (1995-2000) | 2 | 0 | 2 | .000 | 0 | 0 | 0 | 0 |
| Montevallo (2000) | 1 | 0 | 1 | .000 | 0 | 0 | 0 | 0 |
| Morningside (1995) | 1 | 0 | 1 | .000 | 0 | 0 | 0 | 0 |
| Mount Olive (2004-05) | 2 | 0 | 2 | .000 | 0 | 0 | 0 | 0 |
| Navy (1986-87-88) | 3 | 0 | 3 | .000 | 0 | 0 | 0 | 0 |
| Neb.-Kearney (1994-95-96-99-2000-01-02-03-04-05) | 10 | 20 | 10 | .667 | 0 | 1 | 1 | 0 |
| Neb.-Omaha (1982-83-84-85-86-87-88-89-93-96-97-99-2000-04-05) | 15 | 21 | 15 | .583 | 1 | 0 | 3 | 1 |
| New Haven (1983-84-85-86-88-89-90-91-92-93-94-95-96-97-98-99-2000-01-02-03) | 20 | 16 | 20 | .444 | 0 | 0 | 0 | 0 |
| N.M. Highlands (2000) | 1 | 0 | 1 | .000 | 0 | 0 | 0 | 0 |
| NYIT (2001-02-03-04-05) | 5 | 3 | 5 | .375 | 0 | 0 | 0 | 0 |
| North Ala. (1996-97-98-99-2000-01-02-03-04-05) | 10 | 17 | 9 | .654 | 1 | 0 | 1 | 0 |
| N.C. Central (2004-05) | 2 | 0 | 2 | .000 | 0 | 0 | 0 | 0 |
| UNC Greensboro (1990) | 1 | 0 | 1 | .000 | 0 | 0 | 0 | 0 |
| North Dakota (2002-03) | 2 | 2 | 2 | .500 | 0 | 0 | 0 | 0 |
| North Dakota St. (1982-83-84-86-87-88-89-90-91-92-93-95-96-97-98-99-2000-01-02-03) | 20 | 28 | 21 | .571 | 0 | 2 | 3 | 1 |
| North Fla. (1993-95-96-97-99-2000-01-02-03-04) | 10 | 6 | 10 | .375 | 0 | 0 | 0 | 0 |
| Northeastern (1984) | 1 | 0 | 1 | .000 | 0 | 0 | 0 | 0 |
| Northern Colo. (1982-84-86-87-89-90-91-92-93-94-95-99-2000-01-02) | 15 | 17 | 16 | .515 | 0 | 0 | 1 | 1 |
| Northern Ky. (1981-97-98-99-2000-01-03) | 7 | 9 | 7 | .563 | 0 | 0 | 1 | 0 |
| Northern Mich. (1991-92-93-94-95-96-97-98-99-2000-01-03-04) | 13 | 27 | 11 | .711 | 2 | 2 | 1 | 1 |
| Northwood (1996-97-99-2000-01-02-04-05) | 8 | 9 | 8 | .529 | 0 | 0 | 0 | 0 |
| Oakland (1993) | 1 | 0 | 1 | .000 | 0 | 0 | 0 | 0 |
| Pace (1996-97-98-99-2000) | 5 | 6 | 5 | .545 | 0 | 0 | 0 | 0 |
| Pittsburg St. (2003-04) | 2 | 1 | 2 | .333 | 0 | 0 | 0 | 0 |
| Portland St. (1982-83-84-85-86-87-88-89-90-91-92-93-94-95) | 14 | 33 | 11 | .750 | 4 | 2 | 2 | 1 |
| Presbyterian (1993-2004-05) | 3 | 0 | 3 | .000 | 0 | 0 | 0 | 0 |
| Queens (N.Y.) (2000-01-03-04) | 4 | 8 | 4 | .667 | 0 | 0 | 0 | 0 |
| Regis (Colo.) (1985-86-88-89-90-91-93-94-95-96-97-98-99-2000-01) | 15 | 15 | 16 | .484 | 0 | 0 | 1 | 1 |
| Rockhurst (1998-99-2002-03-04-05) | 6 | 7 | 6 | .538 | 0 | 0 | 0 | 0 |
| Rollins (1995-2005) | 2 | 1 | 2 | .333 | 0 | 0 | 0 | 0 |
| Sacramento St. (1981-82-83-84-85-86-87-88-89-90) | 10 | 15 | 10 | .600 | 1 | 1 | 1 | 1 |
| St. Andrews (2004) | 1 | 0 | 1 | .000 | 0 | 0 | 0 | 0 |
| St. Augustine's (1981-2001-02-03) | 4 | 1 | 4 | .200 | 0 | 0 | 0 | 0 |
| St. Cloud St. (1985-88-93-95-2004) | 5 | 2 | 5 | .286 | 0 | 0 | 0 | 0 |
| St. Edward's (2002-03-04) | 3 | 2 | 3 | .400 | 0 | 0 | 0 | 0 |
| St. Rose (2005) | 1 | 1 | 1 | .500 | 0 | 0 | 0 | 0 |
| Sam Houston St. (1984-85) | 2 | 4 | 4 | .500 | 0 | 0 | 0 | 2 |
| San Fran. St. (1987) | 1 | 0 | 1 | .000 | 0 | 0 | 0 | 0 |
| Seattle (2003) | 1 | 0 | 1 | .000 | 0 | 0 | 0 | 0 |
| Seattle Pacific (2000-01-05) | 3 | 0 | 3 | .000 | 0 | 0 | 0 | 0 |
| Slippery Rock (1993-94-2000-05) | 4 | 1 | 4 | .200 | 0 | 0 | 0 | 0 |
| Sonoma St. (1993) | 1 | 0 | 1 | .000 | 0 | 0 | 0 | 0 |
| S.C. Upstate (2000-01) | 2 | 0 | 2 | .000 | 0 | 0 | 0 | 0 |
| South Dakota (2004) | 1 | 1 | 1 | .500 | 0 | 0 | 0 | 0 |
| South Dakota St. (1997-98-2000-01-02) | 5 | 8 | 5 | .615 | 0 | 1 | 0 | 0 |
| Southeast Mo. St. (1990) | 1 | 0 | 1 | .000 | 0 | 0 | 0 | 0 |
| SIU Edwardsville (1998-2005) | 2 | 2 | 2 | .500 | 0 | 0 | 0 | 0 |
| Southern Ind. (2002-04) | 2 | 2 | 2 | .500 | 0 | 0 | 0 | 0 |
| Southwest Minn. St. (2001-04) | 3 | 1 | 3 | .250 | 0 | 0 | 0 | 0 |
| Springfield (1981-93-94) | 3 | 1 | 3 | .250 | 0 | 0 | 0 | 0 |
| Tampa (1983-84-85-87-88-89-90-91-92-93-94-96-97-98-99-2000-01-02-03-04-05) | 21 | 28 | 21 | .571 | 0 | 2 | 3 | 0 |
| Tex. A&M-Commerce (1987-88) | 2 | 2 | 2 | .500 | 0 | 0 | 0 | 0 |
| Texas Woman's (1996-97) | 2 | 0 | 2 | .000 | 0 | 0 | 0 | 0 |
| Truman (1994-2000-01-02-03-04-05) | 7 | 16 | 7 | .696 | 0 | 2 | 0 | 0 |
| Washburn (2002-04-05) | 3 | 2 | 3 | .400 | 0 | 0 | 0 | 0 |
| Wayne St. (Mich.) (1987-94) | 2 | 0 | 2 | .000 | 0 | 0 | 0 | 0 |
| Wayne St. (Neb.) (2005) | 1 | 0 | 1 | .000 | 0 | 0 | 0 | 0 |
| West Tex. A&M (1988-89-90-91-92-94-95-96-97-98-99-2000-01-02-03-05) | 16 | 26 | 13 | .667 | 3 | 0 | 2 | 0 |
| West Va. Wesleyan (1995-96-97) | 3 | 1 | 3 | .250 | 0 | 0 | 0 | 0 |
| Western N.M. (2005) | 1 | 0 | 0 | .000 | 0 | 0 | 0 | 0 |
| Western St. (1999-2000-01) | 3 | 4 | 3 | .571 | 0 | 0 | 0 | 0 |
| Western Wash. (2001-02-03) | 3 | 1 | 3 | .250 | 0 | 0 | 0 | 0 |
| Wheeling Jesuit (2001-02-03) | 3 | 1 | 3 | .250 | 0 | 0 | 0 | 0 |
| Wilmington (Del.) (2004) | 1 | 0 | 1 | .000 | 0 | 0 | 0 | 0 |
| Wingate (2003-05) | 2 | 0 | 2 | .000 | 0 | 0 | 0 | 0 |
| Wright St. (1983) | 1 | 0 | 1 | .000 | 0 | 0 | 0 | 0 |

## All-Time Results

**1981 First Round:** UC Davis def. Northern Ky., 15-13, 3-15, 11-15, 15-7, 15-12; Lewis def. Springfield, 12-15, 15-5, 15-5, 15-2. **Second Round:** Sacramento St. def. Mansfield, 15-4, 15-2, 15-4; Cal St. Northridge def. UC Davis, 15-4, 15-10, 15-13; Lewis def. UC Riverside, 13-15, 9-15, 15-10, 15-4, 17-15; Fla. Southern def. St. Augustine's, 15-7, 15-6, 15-3. **Semifinals:** Sacramento St. def. Cal St. Northridge, 15-13, 15-4, 9-15, 15-8; Lewis def. Fla. Southern, 10-15, 15-12, 11-15, 15-10, 15-10. **Third Place:** Cal St. Northridge def. Fla. Southern, 15-7, 15-12, 15-12. **Championship:** Sacramento St. def. Lewis, 15-10, 15-6, 15-7.

**1982 Regionals:** UC Riverside def. Northern Colo., 15-7, 15-6, 15-7; UC Davis def. Chapman, 15-8, 15-6, 15-17, 15-8; UC Riverside def. UC Davis, 15-12, 14-16, 15-5, 15-10; Fla. Southern def. Angelo St., 15-3, 15-11, 11-15, 15-6; Portland St. def. Florida Int'l, 11-15, 15-5, 12-15, 17-15, 15-4; Portland St. def. Fla. Southern, 15-8, 15-9, 15-8; Sacramento St. def. Lewis, 15-13, 15-8, 15-9; Ferris St. def. Neb.-Omaha, 4-15, 15-13, 15-9, 15-11; Sacramento St. def. Ferris St., 15-11, 15-6, 15-13; North Dakota St. def. Edinboro, 12-15, 15-3, 15-8, 12-15, 15-6; Cal St. Northridge def. C.W. Post, 15-0, 15-10, 15-9; Cal St. Northridge def. North Dakota St., 15-13, 15-10, 15-13. **Semifinals:** UC Riverside def. Portland St., 15-13, 15-7, 15-9; Cal St. Northridge def. Sacramento St., 13-15, 15-10, 15-11, 10-15, 15-6. **Third Place:** Portland St. def. Sacramento St., 15-7, 16-14, 15-10. **Championship:** UC Riverside def. Cal St. Northridge, 15-11, 15-12, 15-5.

**1983 Regionals:** Portland St. def. North Dakota St., 15-5, 15-0, 15-9; UC Davis def. Sacramento St., 15-3, 4-15, 15-8, 15-8; Portland St. def. UC Davis, 15-10, 15-2, 15-13; Ferris St. def. Wright St., 15-11, 15-2, 15-5; Neb.-Omaha def. New Haven, 15-2, 15-12, 15-6; Neb.-Omaha def. Ferris St., 15-9, 14-16, 19-17, 15-2; Cal St. Northridge def. Central Mo. St., 15-9, 13-15, 15-10, 15-11; UC Riverside def. Cal Poly Pomona, 14-16, 15-1, 11-15, 16-14, 15-4; Cal St. Northridge def. UC Riverside, 15-4, 7-15, 12-15, 16-14, 15-12; Jacksonville def. Mansfield, 13-15, 15-8, 15-10, 15-3; Air Force def. Tampa, 15-7, 15-9, 12-15, 16-14; Air Force def. Jacksonville, 15-11, 15-0, 9-15, 14-16, 15-5. **Semifinals:** Portland St. def. Neb.-Omaha, 15-6, 15-7, 15-13; Cal St. Northridge def. Air Force, 15-10, 15-8, 15-6. **Third Place:** Air Force def. Neb.-Omaha, 15-7, 15-7, 16-4. **Championship:** Cal St. Northridge def. Portland St., 15-6, 15-10, 6-15, 10-15, 15-6.

**1984 Regionals:** Portland St. def. James Madison, 15-2, 15-2, 15-9; New Haven def. Northeastern, 14-16, 15-13, 15-6, 15-7; Portland St. def. New Haven, 15-6, 15-6, 15-3; Sam Houston St. def. Fla. Southern, 15-12, 15-13, 15-9; Ferris St. def. Tampa, 15-9, 11-15, 15-13, 8-15, 15-5; Sam Houston St. def. Ferris St., 15-12, 6-15, 15-3, 15-6; Sacramento St. def. Northern Colo., 15-6, 15-9, 6-15, 15-3; Cal Poly Pomona def. UC Riverside, 15-9, 14-16, 15-13, 15-6; Sacramento St. def. Cal Poly Pomona, 15-13, 4-15, 15-11, 15-10; North Dakota St. def. Neb.-Omaha, 15-11, 15-12, 15-7; Cal St. Northridge def. Central Mo. St., 15-4, 15-3, 11-15, 15-8; Cal St. Northridge def. North Dakota St., 4-15, 15-5, 15-3, 15-8. **Semifinals:** Portland St. def. Sam Houston St., 15-4, 15-8, 15-3; Cal St. Northridge def. Sacramento St., 15-12, 15-10, 15-10. **Third Place:** Sacramento St. def. Sam Houston St., 15-6, 16-14, 15-8. **Championship:** Portland St. def. Cal St. Northridge, 15-7, 15-8, 15-11.

**1985 Regionals:** Cal St. Northridge def. St. Cloud St., 15-10, 15-5, 15-4; Cal Poly Pomona def. UC Riverside, 13-15, 11-15, 15-10, 15-10, 15-9; Cal St. Northridge def. Cal Poly Pomona, 15-13, 15-9, 13-15, 15-6; New Haven def. Ferris St., 15-13, 15-12, 15-10; Neb.-Omaha def. James Madison, 15-13, 13-15, 15-4, 15-3; Neb.-Omaha def. New Haven, 9-15, 15-3, 15-11, 15-4; Sam Houston St. def. Florida Int'l, 15-12, 15-9, 16-14; Mississippi-Women def. Tampa, 15-12, 10-15, 5-15, 15-8, 15-6; Sam Houston St. def. Mississippi-Women, 7-15, 4-15, 15-10, 15-11, 15-9; Sacramento St. def. Central Mo. St., 15-11, 3-15, 16-14, 15-8; Portland St. def. Regis (Colo.), 15-4, 15-0, 15-10; Portland St. def. Sacramento St., 15-0, 6-15, 15-5, 15-8. **Semifinals:** Cal St. Northridge def. Neb.-Omaha, 15-12, 16-14, 15-11; Portland St. def. Sam Houston St., 15-6, 15-13, 15-10. **Third Place:** Neb.-Omaha def. Sam Houston St., 15-9, 15-2, 10-15, 5-15, 15-11. **Championship:** Portland St. def. Cal St. Northridge, 15-9, 15-13, 11-15, 15-8.

**1986 Regionals:** Cal St. Northridge def. Fla. Southern, 15-11, 15-11, 15-9; Mississippi-Women def. Navy, 15-8, 15-9, 15-17, 15-7; Cal St. Northridge def. Mississippi-Women, 15-11, 15-5, 15-8; Neb.-Omaha def. New Haven, 15-7, 15-8, 15-2; Grand Valley St. def. Ferris St., 15-12, 8-15, 15-10, 15-7; Neb.-Omaha def. Grand Valley St., 12-15, 15-10, 15-10, 15-8; Sacramento St. def. Minn. Duluth, 15-2, 15-5, 15-13; North Dakota St. def. Portland St., 15-6, 15-2, 15-10; North Dakota St. def. Sacramento St., 13-15, 15-8, 15-3, 10-15, 15-10; UC Riverside def. Northern Colo., 15-7, 15-8, 15-3; Central Mo. St. def. Regis (Colo.), 15-11, 15-8, 15-4; UC Riverside def. Central Mo. St., 11-15, 15-6, 13-15, 15-12, 15-11. **Semifinals:** Cal St. Northridge def. Neb.-Omaha, 16-14, 13-15, 10-15, 15-13, 15-13; UC Riverside def. North Dakota St., 15-4, 16-14, 15-8. **Third Place:** Neb.-Omaha def. North Dakota St., 15-4, 15-10, 15-3. **Championship:** UC Riverside def. Cal St. Northridge, 15-9, 15-6, 15-6.

**1987 Regionals:** UC Riverside def. San Fran. St., 15-11, 15-8, 15-11; Cal St. Northridge def. UC Riverside, 15-4, 15-12, 15-9; Sacramento St. def. Portland St., 15-8, 15-11, 15-8; Cal St. Northridge def. Sacramento St., 15-12, 15-10, 15-8; IPFW def. Grand Valley St., 15-10, 9-15, 15-9, 15-9; North Dakota St. def. IPFW, 4-15, 15-6, 12-15, 15-6, 15-10; Ferris St. def. Wayne St. (Mich.), 17-15, 9-15, 15-9, 12-15, 15-5; Ferris St. def. North Dakota St., 11-15, 16-14, 8-15, 15-12, 15-10; Minn. Duluth def. Army, 17-15, 15-6, 15-6; Angelo St. def. Northern Colo., 11-15, 16-14, 10-15, 15-10, 15-4; Neb.-Omaha def. Minn. Duluth, 15-13, 15-4, 15-4; Neb.-Omaha def. Angelo St., 4-15, 15-7, 15-12, 15-6; Fla. Southern def. Navy, 15-13, 15-13, 15-9; Tex. A&M-Commerce def. Tampa, 15-13, 16-14, 15-7; Central Mo. St. def. Fla. Southern, 15-7, 12-15, 15-2, 15-10; Central Mo. St. def. Tex. A&M-Commerce, 14-16, 15-7, 15-4, 15-1. **Semifinals:** Cal St. Northridge def. Ferris St., 15-4, 11-15, 15-4, 15-3; Central Mo. St. def. Neb.-Omaha, 6-15, 15-8, 15-9, 15-8. **Third Place:** Neb.-Omaha def. Ferris St., 11-15, 11-15, 15-6, 15-4, 16-14. **Championship:** Cal St. Northridge def. Central Mo. St., 15-4, 16-14, 12-15, 12-15, 16-14.

**1988 Regionals:** Portland St. def. Sacramento St., 15-10, 15-13, 15-2; New Haven def. Navy, 15-10, 15-6, 15-7; West Tex. A&M def. Metro St., 17-15, 13-15, 15-9, 15-3; Regis (Colo.) def. West Tex. A&M, 15-10, 15-13, 15-13; Cal St. Bakersfield def. Cal Poly Pomona, 17-15, 15-4, 6-15, 15-13; UC Riverside def. Cal St. Bakersfield, 15-12, 16-14, 15-12; Cal St. Northridge def. Chapman, 13-15, 15-12, 15-7, 15-6; Tex. A&M-Commerce def. Neb.-Omaha, 15-9, 14-16, 10-15, 15-9, 15-13; Central Mo. St. def. Tex. A&M-Commerce, 15-1, 15-2, 15-10; Lewis def. IPFW, 15-8, 15-10, 12-15, 15-10; Tampa def. Lewis, 15-3, 16-14, 12-15, 14-16, 15-13; North Dakota St. def. St. Cloud St., 11-15, 15-4, 15-4, 15-0. **Quarterfinals:** Portland St. def. New Haven, 15-11, 15-6, 15-8; Regis (Colo.) def. UC Riverside, 15-9, 15-11, 15-8; Cal St. Northridge def. Central Mo. St., 15-6, 15-8, 15-6; North Dakota St. def. Tampa, 16-14, 12-15, 13-15, 15-10, 15-9. **Semifinals:** Portland St. def. Regis (Colo.), 15-13, 15-1, 15-9; Cal St. Northridge def. North Dakota St., 15-8, 12-15, 15-9, 15-7. **Third Place:** North Dakota St. def. Regis (Colo.), 15-11, 13-15, 9-15, 16-14, 15-11. **Championship:** Portland St. def. Cal St. Northridge, 15-6, 15-8, 15-6.

**1989 Regionals:** Gannon def. New Haven, 11-15, 15-2, 15-5, 15-3; Ferris St. def. Gannon, 15-12, 16-14, 15-7; Sacramento St. def. Alas. Anchorage, 15-5, 15-3, 15-12; North Dakota St. def. Neb.-Omaha, 16-14, 15-3, 15-5; North Dakota St. def. Central Mo. St., 15-11, 15-5, 15-8; UC Riverside def. Chapman, 15-5, 15-4, 15-5; Northern Colo. def. Air Force, 15-7, 16-14, 14-16, 5-15, 15-13; West Tex. A&M def. Northern Colo., 11-15, 15-0, 15-9, 15-10; Cal St. Bakersfield def. Cal St. Northridge, 16-14, 15-6, 15-13; Regis (Colo.) def. Metro St., 15-7, 15-13, 10-15, 15-8; Regis (Colo.) def. Portland St., 12-15, 15-13, 15-10, 15-5; Fla. Southern def. Tampa, 13-15, 15-10, 15-9, 15-13. **Quarterfinals:** Sacramento St. def. Ferris St., 15-7, 19-17, 15-8; North Dakota St. def. UC Riverside, 10-15, 6-15, 15-12, 15-9, 15-12; Cal St. Bakersfield def. West Tex. A&M, 15-3, 15-12, 15-8; Fla. Southern def. Regis (Colo.), 15-4, 15-0, 15-3. **Semifinals:** Sacramento St. def. North Dakota St., 17-15, 15-12, 11-15, 15-13; Cal St. Bakersfield def. Fla. Southern, 15-10, 15-5, 15-8. **Third Place:** North Dakota St. def. Fla. Southern, 15-3, 9-15, 15-9, 15-3. **Championship:** Cal St. Bakersfield def. Sacramento St., 15-10, 15-1, 15-13.

**1990 Regionals:** Tampa def. UNC Greensboro, 15-4, 15-9, 15-13; Fla. Southern def. Tampa, 15-9, 4-15, 15-12, 15-6; West Tex. A&M def. Chapman, 15-10, 15-7, 7-15, 15-7; New Haven def. Southeast Mo. St., 4-15, 15-8, 15-13, 16-14; Central Mo. St. def. New Haven, 15-1, 15-7, 15-9; Portland St. def. Alas. Anchorage, 15-6, 15-9, 15-7; Minn. St. Mankato def. Ferris St., 15-8, 10-15, 12-15, 19-17, 15-12; North Dakota St. def. Minn. St. Mankato, 15-9, 15-6, 9-15, 15-7; Sacramento St. def. UC Davis, 15-5, 15-9, 15-10; UC Riverside def. Cal Poly Pomona, 15-6, 15-6, 15-8; Cal St. Bakersfield def. UC Riverside, 13-15, 15-7, 15-7, 15-9; Regis (Colo.) def. Northern Colo., 15-11, 6-15, 5-15, 15-9, 15-6. **Quarterfinals:** West Tex. A&M def. Fla. Southern, 15-1, 16-14, 15-6; Portland St. def. Central Mo. St., 15-7, 13-15, 15-12, 15-9; North Dakota St. def. Sacramento St., 15-12, 7-15, 15-6, 15-3; Cal St. Bakersfield def. Regis (Colo.), 15-8, 15-7, 13-15, 15-12. **Semifinals:** West Tex. A&M def. Portland St., 15-9, 15-7, 15-10; North Dakota St. def. Cal St. Bakersfield, 11-15, 15-7, 15-13, 16-14. **Third Place:** Cal St. Bakersfield def. Portland St., 10-15, 8-15, 16-14, 15-5, 18-16. **Championship:** West Tex. A&M def. North Dakota St., 15-0, 15-5, 15-3.

**1991 Regionals:** Northern Mich. def. Mo.-St. Louis, 17-15, 15-12, 15-11; Northern Mich. def. Central Mo. St., 16-14, 15-7, 12-15, 15-11; Portland St. def. UC Davis, 8-15, 15-6, 15-4, 15-8; Cal Poly Pomona def. UC Riverside, 15-12, 14-16, 15-12, 8-15, 15-13; Cal St. Bakersfield def. Cal Poly Pomona, 15-9, 6-15, 15-6, 15-0; North Dakota St. def. Minn. Duluth, 15-9, 15-2, 5-15, 15-8; Northern Colo. def. Metro St., 17-15, 9-15, 15-10, 15-13; Northern Colo. def. Regis (Colo.), 8-15, 17-16, 9-15, 15-7, 15-12; Fla. Southern def. Tampa, 13-15, 15-4, 15-11, 10-15, 16-14; Angelo St. def. Air Force, 15-13, 15-9, 15-12; West Tex. A&M def. Angelo St., 15-8, 15-7, 15-9; Gannon def. New Haven, 15-13, 14-16, 15-9, 15-10. **Quarterfinals:** Portland St. def. Northern Mich., 17-15, 15-12, 11-15, 15-12; North Dakota St. def. Cal St. Bakersfield, 15-13, 15-10, 11-15, 6-15, 15-13; Fla. Southern def. Northern Colo., 15-9, 15-11, 12-15, 15-13; West Tex. A&M def. Gannon, 16-14, 15-8, 15-4. **Semifinals:** Portland St. def. North Dakota St., 15-8, 11-15, 15-1, 15-5; West Tex. A&M def. Fla. Southern, 15-12, 15-10, 15-2. **Third Place:** North Dakota St. def. Fla. Southern, 15-8, 15-13, 15-5. **Championship:** West Tex. A&M def. Portland St., 15-10, 15-5, 15-12.

**1992 Regionals:** Gannon def. Fla. Southern, 9-15, 15-6, 15-9, 15-5; Gannon def. Tampa, 15-3, 15-8, 15-3; Portland St. def. Central Mo. St., 15-4, 15-13, 15-9; Cal St. L.A. def. UC Riverside, 16-14, 17-15, 15-7; Cal St. L.A. def. Cal Poly Pomona, 15-10, 7-15, 15-5, 5-15, 15-10; North Dakota St. def. Augustana (S.D.), 15-0, 15-4, 15-7; Cal St. Chico def. Cal St. Bakersfield, 14-16, 15-12, 15-11, 15-5; UC Davis def. Cal St. Chico, 13-15, 8-15, 15-13, 15-3, 15-9; West Tex. A&M def. Angelo St., 15-10, 15-9, 15-8; Ferris St. def. New Haven, 13-15, 16-14, 15-9, 15-7; Northern Mich. def. Ferris St., 15-10, 15-6, 15-6; Northern Colo. def. Metro St., 15-7, 15-3, 10-15, 15-11. **Quarterfinals:** Portland St. def. Gannon, 15-6, 15-5, 15-4; Cal St. L.A. def. North Dakota St., 15-7, 15-5, 15-10; West Tex. A&M def. UC Davis, 6-15, 15-13, 15-10, 15-12; Northern Mich. def. Northern Colo., 15-3, 5-15, 15-6, 15-8. **Semifinals:** Portland St. def. Cal St. L.A., 15-7, 15-2, 15-7; Northern Mich. def. West Tex. A&M, 15-7, 15-9, 15-6. **Third Place:** West Tex. A&M def. Cal St. L.A., 15-3, 15-8, 15-12. **Championship:** Portland St. def. Northern Mich., 13-15, 15-12, 13-15, 15-8, 15-10.

**1993 Regionals:** Michigan Tech def. Oakland, 15-6, 15-10, 15-9; Northern Mich. def. Michigan Tech, 15-6, 15-10, 15-11; Springfield def. Bentley, 15-9, 15-11, 15-10; New Haven def. Springfield, 12-15, 15-5, 15-9, 15-13; Metro St. def. Air Force, 13-15, 16-14, 15-2, 15-7; Regis (Colo.) def. Central Mo. St., 15-7, 7-15, 15-13, 15-8; Regis (Colo.) def. Metro St., 15-13, 13-15, 15-7, 12-15, 16-14; Northern Colo. def. St. Cloud St., 13-15, 15-11, 15-6, 15-10; Neb.-Omaha def. North Dakota St., 15-5, 15-6, 15-5; Northern Colo. def. Neb.-Omaha, 15-6, 9-15, 15-10, 15-8; Portland St. def. Sonoma St., 15-10, 10-15, 15-2, 15-5; Grand Canyon def. UC Davis, 15-10, 11-15, 18-16, 15-10; Portland St. def. Grand Canyon, 15-6, 12-15, 15-7, 15-11; Tampa def. Fla. Southern, 12-15, 6-15, 15-10, 15-9, 20-18; Tampa def. North Fla., 15-12, 15-11, 15-10; Slippery Rock def. Presbyterian, 15-10, 15-10, 15-2; Gannon def. Slippery Rock, 15-5, 15-5, 11-15, 16-18, 15-8; Cal St. L.A. def. UC Riverside, 15-11, 3-15, 13-15, 15-6, 15-12; Cal St. Bakersfield def. Cal Poly Pomona, 16-14, 15-5, 15-3; Cal St. Bakersfield def. Cal St. L.A., 15-11, 15-9, 10-15, 15-11. **Quarterfinals:** Northern Mich. def. New Haven, 15-3, 15-6, 15-5; Northern Colo. def. Regis (Colo.), 15-12, 16-14, 15-9; Portland St. def. Tampa, 15-10, 15-7, 15-5; Cal St. Bakersfield def. Gannon, 15-8, 15-7, 15-6. **Semifinals:** Northern Mich. def. Northern Colo., 15-12, 15-3, 15-10; Cal St. Bakersfield def. Portland St., 15-11, 15-10, 11-15, 15-13. **Third Place:** Portland St. def. Northern Colo., 15-5, 15-11, 16-14. **Championship:** Northern Mich. def. Cal St. Bakersfield, 4-15, 15-5, 15-3, 15-10.

**1994 Regionals:** Cal St. Bakersfield def. UC Davis, 15-7, 15-8, 15-6; Cal St. L.A. def. Cal Poly Pomona, 15-3, 15-9, 6-15, 15-11; Cal St. Bakersfield def. Cal St. L.A., 15-12, 15-10, 13-15, 15-0; Edinboro def. Slippery Rock, 8-15, 15-2, 16-14, 15-9; Edinboro def. Gannon, 15-12, 15-7, 15-11; Fla. Southern def. Tampa, 9-15, 15-12, 15-9, 15-12; Barry def. Fla. Southern, 15-9, 15-6, 13-15, 10-15, 19-17; Northern Colo. def. Minn. Duluth, 13-15, 15-10, 15-7, 15-11; Neb.-Kearney def. Augustana (S.D.), 15-6, 15-11, 11-15, 10-15, 21-19; Northern Colo. def. Neb.-Kearney, 11-15, 15-6, 15-13, 15-9; Portland St. def. Hawaii-Hilo, 15-9, 9-15, 15-12, 12-15, 15-7; Regis (Colo.)

def. Air Force, 15-13, 15-9, 8-15, 15-17, 18-16; Portland St. def. Regis (Colo.), 15-11, 9-15, 15-8, 15-12; Central Mo. St. def. Truman, 15-6, 15-8, 15-12; Central Okla. def. West Tex. A&M, 15-1, 15-12, 15-9; Central Mo. St. def. Central Okla., 15-12, 15-10, 13-15, 15-11; Bryant def. Springfield, 9-15, 15-6, 15-10, 8-15, 15-11; New Haven def. Bryant, 15-2, 15-0, 15-2; Northern Mich. def. Wayne St. (Mich.), 15-6, 15-2, 15-7; Northern Mich. def. Michigan Tech, 15-5, 15-10, 12-15, 15-13. **Quarterfinals:** Northern Mich. def. New Haven, 15-7, 15-1, 15-4; Central Mo. St. def. Portland St., 15-6, 15-12, 14-16, 14-16, 15-8; Northern Colo. def. Barry, 15-6, 15-13, 15-8; Cal St. Bakersfield def. Edinboro, 15-5, 15-9, 15-4. **Semifinals:** Northern Mich. def. Central Mo. St., 15-8, 15-13, 15-11; Cal St. Bakersfield def. Northern Colo., 7-15, 18-16, 15-5, 15-13. **Third Place:** Northern Colo. def. Central Mo. St., 15-11, 15-8, 15-10. **Championship:** Northern Mich. def. Cal St. Bakersfield, 8-15, 15-13, 15-8, 15-13.

**1995 Regionals:** Michigan Tech def. Gannon, 15-11, 15-13, 15-7; Northern Mich. def. Michigan Tech, 15-0, 15-12, 15-6; Millersville def. Charleston (W.V.), 15-11, 17-15, 12-15, 8-15, 15-12; West Va. Wesleyan def. Millersville, 15-7, 15-8, 15-11; Central Mo. St. def. Mo.-St. Louis, 15-5, 15-9, 12-15, 15-9; West Tex. A&M def. Mo. Western St., 15-7, 14-16, 16-14, 15-13; Central Mo. St. def. West Tex. A&M, 15-1, 6-15, 15-8, 8-15, 15-12; Neb.-Kearney def. Portland St., 15-12, 15-7, 8-15, 12-15, 15-12; Hawaii-Hilo def. Regis (Colo.), 15-13, 15-8, 3-15, 15-12; Neb.-Kearney def. Hawaii-Hilo, 15-5, 10-15, 15-11, 10-15, 17-15; Northern Colo. def. North Dakota St., 15-8, 5-15, 15-12, 15-11; St. Cloud St. def. Morningside, 15-11, 15-9, 15-4; St. Cloud St. def. Northern Colo., 15-12, 6-15, 15-10, 17-15; Rollins def. North Fla., 15-11, 13-15, 15-12, 13-15, 15-12; Barry def. Rollins, 15-0, 15-6, 15-12; Cal St. Bakersfield def. UC Riverside, 15-6, 15-10, 16-14; Cal St. L.A. def. Grand Canyon, 14-16, 15-7, 19-17, 6-15, 15-9; Cal St. Bakersfield def. Cal St. L.A., 7-15, 15-10, 15-5, 15-11; Dowling def. Bentley, 15-7, 15-10, 10-15, 15-3; New Haven def. Dowling, 15-9, 17-15, 15-4. **Quarterfinals:** Northern Mich. def. West Va. Wesleyan, 15-13, 15-5, 15-1; Central Mo. St. def. Neb.-Kearney, 15-13, 15-13, 7-15, 15-7; Barry def. St. Cloud St., 15-11, 15-6, 15-12; Cal St. Bakersfield def. New Haven, 15-3, 8-15, 15-10, 15-10. **Semifinals:** Northern Mich. def. Central Mo. St., 15-8, 15-6, 15-6; Barry def. Cal St. Bakersfield, 15-6, 15-6, 15-1. **Third Place:** Cal St. Bakersfield def. Central Mo. St., 3-15, 15-12, 10-15, 15-9, 15-13. **Championship:** Barry def. Northern Mich., 6-15, 15-11, 15-10, 15-9.

**1996 Regionals:** Cal St. Bakersfield def. UC Davis, 4-15, 16-14, 12-15, 15-3, 15-12; UC Riverside def. Cal Poly Pomona, 15-2, 15-12, 15-12; Cal St. Bakersfield def. UC Riverside, 13-15, 15-10, 15-10, 11-15, 15-6; Tampa def. North Fla., 15-8, 15-13, 15-2; Barry def. Fla. Southern, 15-2, 15-5, 15-7; Tampa def. Barry, 15-8, 15-2, 15-17, 15-9; North Ala. def. Texas Woman's, 15-11, 15-10, 15-6; Central Mo. St. def. West Tex. A&M, 15-10, 15-8, 15-6; Central Mo. St. def. North Ala., 17-15, 15-5, 12-15, 15-6; Edinboro def. Lock Haven, 15-12, 15-6, 14-16, 8-15, 15-13; Edinboro def. West Va. Wesleyan, 15-13, 15-13, 15-9; North Dakota St. def. Augustana (S.D.), 9-15, 15-10, 12-15, 15-7, 16-14; Neb.-Omaha def. North Dakota St., 7-15, 15-11, 15-7, 15-7; Pace def. Dowling, 5-15, 15-12, 15-10, 17-15; New Haven def. Pace, 15-7, 5-15, 15-8, 15-6; Northern Mich. def. IPFW, 15-7, 15-11, 15-7; Northwood def. Michigan Tech, 15-13, 5-15, 15-5, 15-7; Northern Mich. def. Northwood, 15-9, 15-5, 13-15, 15-8; Regis (Colo.) def. Colorado St.-Pueblo, 16-14, 13-15, 15-10, 15-12; Neb.-Kearney def. Regis (Colo.), 15-3, 16-14, 15-10. **Quarterfinals:** Tampa def. Cal St. Bakersfield, 15-8, 12-15, 15-6, 15-11; Central Mo. St. def. Edinboro, 15-7, 15-6, 15-9; Neb.-Omaha def. New Haven, 15-7, 15-11, 15-1; Northern Mich. def. Neb.-Kearney, 12-15, 15-10, 15-9, 15-11. **Semifinals:** Tampa def. Central Mo. St., 15-9, 15-5, 15-11; Neb.-Omaha def. Northern Mich., 15-11, 7-15, 15-13, 6-15, 15-10. **Third Place:** Northern Mich. def. Central Mo. St., 15-7, 15-5, 15-6. **Championship:** Neb.-Omaha def. Tampa, 15-13, 15-17, 15-10, 12-15, 15-11.

**1997 Regionals:** Northern Mich. def. Northern Ky., 15-11, 8-15, 15-6, 15-3; Northwood def. Michigan Tech, 15-0, 15-10, 15-8; Northern Mich. def. Northwood, 15-5, 15-3, 15-5; South Dakota St. def. Augustana (S.D.), 15-13, 16-14, 15-7; Neb.-Omaha def. North Dakota St., 5-15, 15-10, 15-13, 15-12; Neb.-Omaha def. South Dakota St., 15-6, 15-8, 8-15, 15-1; Lock Haven def. Charleston (W.V.), 15-7, 6-15, 15-12, 15-11; Edinboro def. West Va. Wesleyan, 10-15, 15-5, 14-16, 15-11, 15-13; Lock Haven def. Edinboro, 13-15, 15-13, 15-13, 15-9; Tampa def. North Fla., 15-0, 15-11, 15-6; Barry def. Fla. Southern, 15-7, 15-9, 15-3; Barry def. Tampa, 15-9, 15-13, 15-12; North Ala. def. Central Mo. St., 15-9, 15-3, 15-12; West Tex. A&M def. Texas Woman's, 10-15, 15-9, 15-6, 15-0; West Tex. A&M def. North Ala., 16-14, 15-12, 15-3; New Haven def. Bryant, 15-12, 14-16, 15-11, 15-9; Pace def. Dowling, 16-14, 15-11, 15-13; New Haven def. Pace, 15-13, 7-15, 16-14, 15-2; Regis (Colo.) def. Hawaii-Hilo, 10-15, 15-5, 15-7, 14-16, 21-19; Metro St. def. Colorado St.-Pueblo, 15-10, 14-16, 15-12, 16-14; Regis (Colo.) def. Metro St., 15-9, 15-13, 15-5; Cal St. Bakersfield def. UC Riverside, 15-11, 10-15, 15-9, 13-15, 15-13; Cal Poly Pomona def. Cal St. L.A., 15-5, 3-15, 15-7, 15-17, 16-14; Cal St. Bakersfield def. Cal Poly Pomona, 15-13, 15-9, 15-2. **Quarterfinals:** Northern Mich. def. Neb.-Omaha, 15-4, 8-15, 15-3, 15-11; Barry def. Lock Haven, 15-6, 15-11, 15-5; West Tex. A&M def. New Haven, 15-0, 15-8, 15-5; Cal St. Bakersfield def. Regis (Colo.), 18-16, 13-15, 15-6, 15-10. **Semifinals:** Barry def. Northern Mich., 15-7, 15-10, 15-7; West Tex. A&M def. Cal St. Bakersfield, 18-16, 15-11, 7-15, 16-14. **Third Place:** Cal St. Bakersfield def. Northern Mich., 15-10, 15-12, 15-8. **Championship:** West Tex. A&M def. Barry, 4-15, 15-13, 21-19, 7-15, 18-16.

**1998 Regionals:** Charleston (W.V.) def. Fairmont St., 7-15, 15-7, 15-11, 15-1; Edinboro def. Lock Haven, 15-5, 15-13, 15-0; Edinboro def. Charleston (W.V.), 15-2, 15-8, 15-6; North Dakota St. def. Minn. Duluth, 15-5, 15-11, 15-9; Augustana (S.D.) def. South Dakota St., 15-3, 15-12, 15-12; North Dakota St. def. Augustana (S.D.), 15-8, 15-4, 15-7; New Haven def. Dowling, 15-5, 15-11, 15-7; Pace def. Bentley, 15-7, 15-6, 15-13; Pace def. New Haven, 14-16, 9-15, 16-14, 15-12, 16-14; Regis (Colo.) def. Cameron, 15-7, 10-15, 15-6, 15-10; Metro St. def. West Tex. A&M, 15-11, 15-5, 15-11; Regis (Colo.) def. Metro St., 15-8, 15-9, 12-15, 15-9; SIU Edwardsville def. Northern Mich., 15-12, 4-15, 15-10, 10-15, 15-8; Northern Ky. def. IPFW, 16-14, 15-8, 15-11; Northern Ky. def. SIU Edwardsville, 15-9, 15-3, 3-15, 15-9; Tampa def. Francis Marion, 15-11, 15-6, 15-0; Barry def. Fla. Southern, 11-15, 15-13, 9-15, 15-3, 15-12; Tampa def. Barry, 15-6, 15-13, 15-13; North Ala. def. Ala.-Huntsville, 15-4, 15-10, 15-11; Rockhurst def. Central Mo. St., 8-15, 13-15, 15-5, 15-9, 15-7; North Ala. def. Rockhurst, 15-10, 15-11, 15-9; BYU-Hawaii def. UC Riverside, 15-2, 15-12, 15-9; Hawaii Pacific def. Cal St. Bakersfield, 12-15, 7-15, 15-12, 15-1, 15-7; Hawaii Pacific def. BYU-Hawaii, 6-15, 15-1, 10-15, 15-11, 15-11. **Quarterfinals:** North Dakota St. def. Edinboro, 15-5, 15-4, 15-4; Regis (Colo.) def. Pace, 15-2, 15-5, 15-4; Tampa def. Northern Ky., 15-1, 13-15, 15-6, 15-12; Hawaii Pacific def. North Ala., 15-7, 16-14, 15-12. **Semifinals:** North Dakota St. def. Regis (Colo.), 15-17, 15-8, 11-15, 16-14, 15-8; Hawaii Pacific def. Tampa, 15-9, 7-15, 15-10, 12-15, 15-12. **Championship:** Hawaii Pacific def. North Dakota St., 15-10, 8-15, 15-12, 16-14.

**1999 Regionals:** Northern Ky. def. Ferris St., 13-15, 15-3, 15-9, 15-11; Northwood def. Northern Mich., 15-13, 15-8, 15-8; Northern Ky. def. Northwood, 17-15, 15-7, 8-15, 21-19; Rockhurst def. Central Mo. St., 15-10, 15-13, 10-15, 15-9; North Ala. def. Ala.-Huntsville, 15-6, 15-11, 15-10; North Ala. def. Rockhurst, 12-15, 15-11, 15-3, 11-15, 15-11; Cal. St. Bakersfield def. Hawaii Pacific, 15-12, 6-15, 16-14, 15-4; BYU-Hawaii def. Cal. St. L.A., 15-9, 16-14, 15-9; BYU-Hawaii def. Cal. St. Bakersfield, 16-14, 18-16, 15-5; North Dakota St. def. Augustana (S.D.), 4-15, 11-15, 15-13, 17-15, 15-11; Northern Colo. def. Neb.-Omaha, 15-11, 14-16, 15-8, 16-14; North Dakota St. def. Northern Colo., 15-8, 14-16, 15-6, 6-15, 15-9; West Tex. A&M def. Regis (Colo.), 15-8, 15-10, 15-9; Western St. def. Neb.-Kearney, 6-15, 15-10, 9-15, 15-12, 15-11; West Tex. A&M def. Western St., 15-12, 15-5, 15-0; Lock Haven def. Charleston (W.V.), 15-13, 15-6, 15-7; Edinboro def. Lees-McRae, 15-11, 14-16, 15-8, 7-15, 15-10; Lock Haven def. Edinboro, 7-15, 15-4, 15-9, 15-7; Tampa def. North Fla., 15-4, 15-7, 15-13; Fla. Southern def. Barry, 11-15, 9-15, 15-13, 15-13, 17-15; Tampa def. Fla. Southern, 8-15, 15-10, 15-9, 15-13; New Haven def. Bryant 15-12, 15-8, 15-6; Mercy def. Pace, 15-12, 8-15, 18-16, 15-6; New Haven def. Mercy, 15-7, 15-7, 16-14. **Quarterfinals:** Northern Ky. def. North Ala. 15-5, 3-15, 15-12, 15-11; BYU-Hawaii def. North Dakota St., 15-5, 15-10, 18-16; West Tex. A&M def. Lock Haven, 10-15, 15-8, 15-9, 15-11; Tampa def. New Haven, 15-7, 15-9, 15-4. **Semifinals:** BYU-Hawaii def. Northern Ky., 15-0, 15-5, 15-5; Tampa def. West Tex. A&M, 15-11, 6-15, 16-18, 15-5, 18-16. **Championship:** BYU-Hawaii def. Tampa, 15-13, 15-12, 15-13.

**2000 Regionals:** Northern Ky. def. Northern Mich., 18-16, 15-13, 13-15, 15-13; Findlay def. Lewis, 3-15, 17-15, 15-2, 15-8; Grand Valley St. def. Northern Ky., 15-10, 8-15, 15-7, 17-19, 15-5; Northwood def. Findlay, 15-4, 15-7, 15-10; Grand Valley St. def. Northwood, 15-10, 15-11, 15-4; Cal St. San B'dino def. Seattle Pacific, 15-13, 15-5, 16-14; Cal St. Bakersfield def. UC San Diego, 15-7, 13-15, 15-3, 15-6; Cal St. San B'dino def. Cal St. L.A., 8-15, 16-14, 13-15, 15-13, 15-13; Hawaii Pacific def. Cal St. Bakersfield, 15-13, 15-8, 16-14; Hawaii Pacific def. Cal St. San B'dino, 15-7, 12-15, 15-10, 9-15, 15-12; Indiana (Pa.) def. Slippery Rock, 15-7, 2-15, 11-15, 16-14, 15-12; California (Pa.) def. East Stroudsburg, 15-4, 15-8, 16-14, 15-9; Lock Haven def. Indiana (Pa.), 15-2, 15-6, 15-8; California (Pa.) def. Edinboro, 8-15, 15-8, 15-6, 5-15, 15-8; California (Pa.) def. Lock Haven, 10-15, 15-10, 16-14, 15-3; Queens (N.Y.) def. Bryant, 17-15, 15-13, 14-16, 15-8; New Haven def. Mass.-Lowell, 15-8, 15-3, 15-5; Mercy def. Queens (N.Y.), 8-15, 15-12, 15-9, 15-11; Pace def. New Haven, 15-7, 15-11, 12-15, 16-14; Pace def. Mercy, 15-12, 3-15, 15-8, 8-15, 15-11; Arkansas Tech def. Montevallo, 15-9, 13-15, 15-6, 15-8; Truman def. Mo. Western St., 15-2, 15-13, 14-16, 15-4; North Ala. def. Arkansas Tech, 15-7, 15-2, 15-11; Central Mo. St. def. Truman, 15-12, 7-15, 17-15, 15-2; North Ala. def. Truman, 5-15, 15-4, 15-7, 11-15, 20-18; Barry def. Fla. Southern, 16-14, 15-17, 12-15, 15-10, 15-12; Armstrong Atlantic def. S.C. Upstate, 15-10, 15-5, 8-15, 15-10; Tampa def. Barry, 15-3, 15-13, 15-7; North Fla. def. Armstrong Atlantic, 15-6, 15-12, 15-9; Tampa def. North Fla., 15-7, 15-6, 15-5; Northern Colo. def. North Dakota St., 12-15, 15-9, 15-11, 15-10; Neb.-Omaha def. Minn. St. Moorhead, 15-10, 13-15, 15-6, 15-9; Augustana (S.D.) def. Northern Colo., 15-7, 15-9, 15-8; South Dakota St. def. Neb.-Omaha, 11-15, 15-12, 15-8, 5-15, 15-12; Augustana (S.D.) def. South Dakota St., 15-10, 15-6, 15-6; Regis (Colo.) def. Metro St. 15-5, 14-16, 15-7, 15-12; Neb.-Kearney def. N.M Highlands, 15-13, 15-4, 15-13; West Tex. A&M def. Regis (Colo.), 15-5, 15-11, 15-12; Neb.-Kearney def. Western St., 15-5, 15-11, 15-10; West Tex. A&M def. Neb.-Kearney, 12-15, 15-3, 15-11, 15-13. **Quarterfinals:** Hawaii Pacific def. Grand Valley St., 15-4, 15-13, 15-4; California (Pa.) def. Pace, 15-12, 17-15, 15-3; North Ala. def. Tampa, 15-10, 15-11, 15-9; Augustana (S.D.) def. West Tex. A&M, 15-11, 10-15, 15-6, 15-8. **Semifinals:** Hawaii Pacific def. California (Pa.), 15-10, 15-0, 15-3; Augustana (S.D.) def. North Ala., 15-4, 15-9, 15-5. **Championship:** Hawaii Pacific def. Augustana (S.D.), 15-2, 15-7, 15-6.

**2001 Regionals:** Northwood def. Wheeling Jesuit, 30-27, 30-22, 30-16; Northern Ky. def. Northern Mich., 29-31, 30-21, 22-30, 30-26, 15-11; Findlay def. Northwood, 23-30, 30-26, 27-30, 35-33, 15-12; Grand Valley St. def. Northern Ky., 19-30, 30-24, 30-25, 30-21; Grand Valley St. def. Findlay, 30-27, 30-32, 30-18, 34-32; Bryant def. NYIT, 30-21, 30-23, 23-30, 30-27; Queens (N.Y.) def. Bentley, 30-18, 30-26, 33-31; Mercy def. Bryant, 32-34, 30-18, 30-18, 30-18; Queens (N.Y.) def. New Haven, 32-30, 21-30, 23-30, 30-19, 15-12; Mercy def. Queens (N.Y.), 32-30, 30-25, 32-30; Central Mo. St. def. Albany St. (Ga.), 30-10, 30-23, 30-10; Henderson St. def. Ala.-Huntsville, 30-24, 24-30, 25-30, 30-22, 15-13; North Ala. def. Central Mo. St., 30-23, 30-25, 30-19; Truman def. Henderson St., 30-18, 30-20, 30-24; Truman def. North Ala., 32-30, 30-24, 30-19; Augustana (S.D.) def. Southwest Minn. St., 30-17, 30-28, 30-18; Northern Colo. def. Minn. St. Mankato, 30-23, 30-27, 30-21; South Dakota St. def. Augustana (S.D.), 28-30, 30-20, 23-30, 30-28, 15-9; North Dakota St. def. Northern Colo., 30-22, 30-19, 30-12; South Dakota St. def. North Dakota St., 30-23, 28-30, 24-30, 30-27, 15-13; Indiana (Pa.) def. St. Augustine's, 30-26, 30-16, 30-12; California (Pa.) def. Lees-McRae, 30-23, 30-23, 30-23; Indiana (Pa.) def. Edinboro, 25-30, 30-22, 30-19, 35-33; Lock Haven def. California (Pa.), 27-30, 30-21, 30-17, 30-23; Lock Haven def. Indiana (Pa.), 26-30, 31-29, 30-27, 30-27; Hawaii Pacific def. Seattle Pacific, 26-30, 30-22, 30-22, 30-26; Western Wash. def. Cal St. L.A., 21-30, 30-28, 30-20, 27-30, 15-9; UC San Diego def. Western Wash., 30-27, 30-21, 30-16; Cal St. San B'dino def. Hawaii Pacific, 30-10, 30-26, 30-23; UC San Diego def. Cal St. San B'dino; 20-30, 30-26, 22-30, 31-29, 17-15; North Fla. def. Catawba, 30-27, 30-12, 30-13; Armstrong Atlantic def. S.C. Upstate, 30-28, 33-31, 30-27; Barry def. North Fla., 30-19, 30-15, 30-24; Tampa def. Armstrong Atlantic, 30-10, 30-25, 30-23; Barry def. Tampa, 31-29, 30-32, 30-28, 27-30, 15-10; Western St. def. Cameron, 30-13, 30-27, 34-32; Neb.-Kearney def. Regis (Colo.), 26-30, 30-22, 30-24, 30-24; Western St. def. West Tex. A&M, 30-27, 18-30, 30-26, 30-26; Neb.-Kearney def. Metro St., 30-26, 28-30, 30-19, 31-29; Western St. def. Neb.-Kearney, 30-27, 33-31, 21-30, 19-30, 15-11. **Quarterfinals:** Grand Valley St. def. Mercy, 25-30, 30-26, 30-19, 28-30, 15-9; South Dakota St. def. Truman, 24-30, 30-18, 30-20, 28-30, 15-7; UC San Diego def. Lock Haven, 30-26, 24-30, 30-28, 30-27; Barry def. Western St., 30-26, 26-30, 30-27, 30-26. **Semifinals:** South Dakota St. def. Grand Valley St., 30-26, 30-20, 30-19; Barry def. UC San Diego, 30-23, 30-24, 30-26. **Championship:** Barry def. South Dakota St., 30-19, 30-21, 30-25.

**2002 Regionals:** Wheeling Jesuit def. Ferris St., 26-30, 24-30, 32-30, 30-28, 15-13; Southern Ind. def. Lewis, 30-27, 30-15, 30-17; Northwood def. Wheeling Jesuit, 30-21, 30-16, 26-30, 30-27; Grand Valley St. def. Southern Ind., 30-26, 27-30, 30-24, 30-19; Grand Valley St. def. Northwood, 30-23, 30-26, 30-24; Lees-McRae def. Clarion, 22-30, 30-28, 22-30, 31-29,

15-12; St. Augustine's def. California (Pa.), 30-28, 30-20, 21-30, 30-25; Edinboro def. Lees-McRae, 30-13, 30-32, 30-24, 30-22; Indiana (Pa.) def. St. Augustine's, 30-24, 31-29, 24-30, 30-28; Edinboro def. Indiana (Pa.), 30-18, 30-22, 27-30, 30-21; North Ala. def. Albany St. (Ga.), 30-16, 30-16, 30-16; Central Mo. St. def. Harding, 30-23, 30-19, 30-32, 30-26; Truman def. North Ala., 30-22, 30-24, 17-30, 20-30, 15-13; Central Mo. St. def. Washburn, 30-27, 30-25, 30-25; Truman def. Central Mo. St., 31-29, 32-30, 30-23; South Dakota St. def. North Dakota, 30-17, 30-25, 26-30, 30-28; Minn. St. Mankato def. North Dakota St., 30-24, 30-27, 30-28; South Dakota St. def. Minn. Duluth, 35-37, 32-30, 30-27, 25-30, 16-14; Northern Colo. def. Minn. St. Mankato, 30-24, 30-28, 23-30, 30-26; Northern Colo. def. South Dakota St., 30-27, 23-30, 30-25, 30-25; North Fla. def. Carson-Newman, 30-20, 30-21, 30-16; Fla. Southern def. Armstrong Atlantic, 30-22, 30-27, 30-15; Barry def. North Fla., 22-30, 28-30, 30-27, 30-27, 15-11; Tampa def. Fla. Southern, 30-15, 30-20, 30-23; Tampa def. Barry, 30-23, 30-27, 31-29; Cal St. L.A. def. Western Wash., 30-18, 23-30, 28-30, 34-32, 15-12; UC San Diego def. Chaminade, 30-19, 30-23, 30-17; BYU-Hawaii def. Cal St. L.A., 30-24, 30-20, 30-17; Cal St. San B'dino def. UC San Diego, 30-20, 27-30, 30-24, 30-23; BYU-Hawaii def. Cal St. San B'dino, 30-19, 21-30, 30-26, 30-25; Metro St. def. St. Edward's, 29-31, 31-29, 23-30, 30-22, 16-14; Neb.-Kearney def. Central Okla., 30-28, 27-30, 27-30, 30-25, 16-14; Rockhurst def. Metro St., 30-26, 30-26, 30-26; West Tex. A&M def. Neb-Kearney, 30-20, 30-25, 30-19; West Tex. A&M def. Rockhurst, 29-31, 30-27, 33-31, 30-23; Bryant def. Mass.-Lowell, 30-24, 30-16, 28-30, 30-21; NYIT def. Dowling, 30-23, 30-27, 30-25; Bryant def. Bentley, 30-27, 23-30, 24-30, 30-19, 15-8; New Haven def. NYIT, 30-19, 30-26, 30-23; New Haven def. Bryant, 30-25, 30-26, 32-30. **Quarterfinals:** Grand Valley St. def. Edinboro, 30-26, 30-21, 30-22; Truman def. West Tex. A&M, 30-26, 30-28, 17-30, 30-23; Tampa def. Northern Colo., 30-28, 24-30, 30-24, 32-30; BYU-Hawaii def. New Haven, 30-15, 30-15, 30-18. **Semifinals:** Truman def. Grand Valley St., 30-27, 31-29, 26-30, 30-22; BYU-Hawaii def. Tampa, 27-30, 30-25, 30-26, 30-26. **Championship:** BYU-Hawaii def. Truman 30-21, 30-24, 30-21.

**2003 Regionals:** North Dakota def. Minn. Duluth, 30-28, 22-30, 32-30, 25-30, 15-12; Augustana (S.D.) def. Minn. St. Mankato, 30-28, 30-27, 30-28; North Dakota St. def. North Dakota, 33-31, 31-29, 30-26; Concordia-St. Paul def. Augustana (S.D.), 30-20, 28-30, 21-30, 30-22, 16-14; Concordia-St. Paul def. North Dakota St., 23-30, 21-30, 30-23, 30-28, 15-9; NYIT def. Dowling, 36-38, 21-30, 31-29, 32-30, 15-9; Bryant def. Mass.-Lowell, 30-27, 30-20, 30-15; Queens (N.Y.) def. NYIT, 30-12, 16-30, 28-30, 31-29, 15-11; Bryant def. New Haven, 30-22, 30-25, 30-24; Queens (N.Y.) def. Bryant, 30-19, 22-30, 30-28, 30-27; North Fla. def. Wingate, 23-30, 30-18, 30-25, 30-20; Fla. Southern def. Armstrong Atlantic, 31-33, 30-25, 30-16, 30-26; Tampa def. North Fla., 30-27, 23-30, 30-19, 30-25; Barry def. Fla. Southern, 30-23, 30-21, 30-21; Tampa def. Barry, 33-31, 30-27, 30-27; Cal St. San B'dino def. Seattle, 30-27, 28-30, 30-28, 30-14; Hawaii Pacific def. Cal St. Bakersfield, 30-26, 24-30, 21-30, 30-23, 15-11; Cal St. San B'dino def. Western Wash., 25-30, 30-16, 30-21, 30-23; Hawaii Pacific def. UC San Diego, 29-31, 30-24, 31-29, 23-30, 18-16; Cal St B'dino def. Hawaii Pacific, 30-28, 30-21, 30-22; Indiana (Pa.) def. St. Augustine's, 26-30, 30-25, 30-21, 30-22; Lees-McRae def. Clarion, 30-25, 32-30, 30-18; Edinboro def. Indiana (Pa.), 30-13, 30-26, 30-15; Lock Haven def. Lees-McRae, 30-27, 31-29, 27-30, 30-27; Lock Haven def. Edinboro, 19-30, 30-28, 30-27, 30-9; Central Mo. St. def. Albany St. (Ga.), 30-26, 30-16, 30-15; North Ala. def. Harding, 30-22, 30-24, 30-27; Central Mo. St. def. Pittsburg St., 27-30, 30-26, 29-31, 31-29, 15-13; North Ala. def. Truman, 30-21, 30-23, 30-19; North Ala. def. Central Mo. St., 27-30, 30-23, 30-25, 23-30, 15-12; Grand Valley St. def. Indianapolis, 30-17, 24-30, 30-19, 27-30, 15-9; Northern Ky. def. Findlay, 32-30, 21-30, 30-25, 36-34; Grand Valley St. def. Wheeling Jesuit, 21-30, 30-22, 29-31, 30-27, 15-11; Northern Ky. def. Northern Mich., 30-27, 29-31, 30-22, 30-28; Grand Valley St. def. Northern Ky., 30-20, 30-27, 30-25; St. Edward's def. Fort Hays St., 31-29, 30-24, 30-15; Rockhurst def. West Tex. A&M, 30-28, 30-24, 20-30, 30-28; Neb.-Kearney def. St. Edward's, 30-22, 30-28, 30-32, 31-29; Rockhurst def. Metro St., 30-27, 30-28, 25-30, 25-30, 15-10; Neb.-Kearney def. Rockhurst, 30-22, 30-19, 30-27. **Quarterfinals:** North Ala. def. Lock Haven, 23-30, 30-25, 24-30, 31-29, 15-7; Grand Valley St. def. Neb.-Kearney, 34-32, 30-26, 30-17; Concordia-St. Paul def. Queens (N.Y.), 30-21, 30-22, 30-23; Cal St. San B'dino def. Tampa, 30-27, 28-30, 30-26, 30-20. **Semifinals:** North Ala. def. Grand Valley St., 30-21, 25-30, 31-29, 30-26; Concordia-St. Paul def. Cal St. San B'dino, 20-30, 30-25, 19-30, 30-25, 15-10. **Championship:** North Ala. def. Concordia-St. Paul, 30-24, 30-28, 30-22.

**2004 First Round:** Neb.-Kearney def. Metro St., 30-10, 30-17, 30-26; Eastern N.M. def. Mesa St., 30-24, 30-27, 28-30, 30-32, 15-13; St. Edward's def. Abilene Christian, 30-28, 30-23, 30-22; Fort Hays St. def. Rockhurst, 21-30, 23-30, 30-25, 30-27, 15-9; UC San Diego def. Cal St. Bakersfield, 33-31, 30-16, 30-24; Hawaii Pacific def. Central Wash., 30-28, 30-28, 31-29, 32-30; Chaminade def. Cal St. L.A., 30-15, 30-21, 30-17; Cal St. San B'dino def. Cal Poly Pomona, 30-20, 30-28, 30-23; Truman def. Albany St. (Ga.), 30-14, 30-15, 30-24; Pittsburg St. def. North Ala., 23-30, 30-17, 33-35, 30-24, 20-18; Washburn def. Harding, 30-19, 30-28, 26-30, 30-28; Central Mo. St. def. Ala.-Huntsville, 30-26, 30-19, 30-26; Queens (N.Y.) def. Wilmington (Del.), 30-22, 30-20, 30-12; Bryant def. Mercy, 21-30, 30-22, 30-25, 31-29; NYIT def. Bentley, 30-21, 30-18, 30-24; Dowling def. Mass.-Lowell, 30-25, 30-18, 30-20; Lock Haven def. N.C. Central, 22, 30-19, 30-13; Lees-McRae def. Clarion, 24-30, 30-28, 21-30, 30-28, 15-9; Indiana (Pa.) def. Mount Olive, 30-28, 30-20, 30-25; California (Pa.) def. St. Andrews, 30-27, 27-30, 30-18, 30-22; Barry def. Lenoir-Rhyne, 30-20, 30-26, 30-18; Fla. Southern def. Armstrong Atlantic, 30-24, 30-24, 30-24; Fla. Gulf Coast def. Tampa, 31-29, 30-28, 30-26; North Fla. def. Presbyterian, 30-23, 30-17, 30-26; Grand Valley St. def. Charleston (W.V.), 30-12, 30-28, 30-23; Northern Mich. def. Hillsdale, 30-23, 30-24, 32-30; Northwood def. Ashland, 30-25, 28-30, 30-21, 31-29; Southern Ind. def. Ferris St., 22-30, 30-22, 24-30, 30-24, 15-10; Minn. Duluth def. St. Cloud St., 30-22, 30-16, 32-30; Neb.-Omaha def. Augustana (S.D.), 30-20, 30-18, 28-30, 30-27; South Dakota def. Southwest Minn. St., 30-23, 30-26, 20-30, 30-27; Concordia-St. Paul def. Minn. St. Moorhead, 29-31, 32-30, 30-20, 30-24. **Second Round:** Neb.-Kearney def. Eastern N.M., 30-20, 30-18, 30-26; Fort Hays St. def. St. Edward's, 16-30, 30-16, 23-30, 30-28, 17-15; UC San Diego def. Hawaii Pacific, 19-30, 30-26, 23-30, 30-28, 15-11; Cal St. San B'dino def. Chaminade, 24-30, 30-27, 30-25, 30-23; Truman def. Pittsburg St., 30-24, 29-31, 30-22, 30-25; Central Mo. St. def. Washburn, 30-23, 30-27, 30-24; Queens (N.Y.) def. Bryant, 30-32, 30-25, 30-24, 30-25; Dowling def. NYIT, 30-24, 30-18, 26-30, 30-21; Lock Haven def. Lees-McRae, 30-27, 30-27, 30-21; California (Pa.) def. Indiana (Pa.), 30-27, 26-30, 27-30, 36-34, 15-10; Barry def. Fla. Southern, 30-27, 30-20, 30-17; North Fla. def. Fla. Gulf Coast, 30-18, 30-28, 21-30, 30-23; Northern Mich. def. Grand Valley St., 30-27, 30-19, 23-30, 30-28; Northwood def. Southern Ind., 30-26, 30-27, 34-32; Minn. Duluth def. Neb.-Omaha, 31-29, 32-30, 30-24; Concordia-St. Paul def. South Dakota, 30-20, 30-17, 30-12. **Third Round:** Neb.-Kearney def. Fort Hays St., 30-21, 31-29, 30-28; Cal St. San B'dino def. UC San Diego, 27-30, 26-30, 31-29, 33-31, 17-15; Truman def. Central Mo. St., 22-30, 30-14, 30-26, 30-24; Queens (N.Y.) def. Dowling, 30-27, 30-26, 30-26; Lock Haven def. California (Pa.), 30-17, 30-21, 30-22; Barry def. North Fla., 30-22, 30-23, 30-26; Northern Mich. def. Northwood, 30-25, 30-21, 28-30, 30-27; Minn. Duluth def. Concordia-St. Paul, 30-18, 30-25, 27-30, 30-17. **Quarterfinals:** Neb.-Kearney def. Cal St. San B'dino, 30-24, 30-27, 22-30, 30-24; Truman def. Queens (N.Y.), 30-16, 30-26, 33-31; Barry def. Lock Haven, 30-14, 30-21, 30-28; Minn. Duluth def. Northern Mich., 30-25, 30-26, 32-34, 30-24. **Semifinals:** Truman def. Neb.-Kearney, 30-22, 30-22, 30-28; Barry def. Minn. Duluth, 30-18, 30-26, 30-28. **Championship:** Barry def. Truman, 25-30, 30-21, 30-25, 30-24.

**2005 First Round:** Grand Valley St. def. Charleston (W.V.), 30-15, 30-25, 30-16; Northwood def. Ashland, 28-30, 30-21, 30-23, 30-24; SIU Edwardsville def. Ferris St., 30-23, 30-24, 30-21; Rockhurst def. Hillsdale, 30-20, 30-24, 30-22; Dowling def. Goldey-Beacom, 30-24, 30-22, 30-16; St. Rose def. Mercy, 30-26, 30-24, 30-20; Bentley def. Mass.-Lowell, 30-26, 27-30, 30-25, 30-26; Bryant def. NYIT, 30-16, 30-15, 30-19; Southwest Minn. St. def. Minn. St. Moorhead, 30-28, 30-26, 30-26; Neb.-Omaha def. Wayne St. (Neb.), 32-30, 30-23, 31-29; Minn. Duluth def. Augustana (S.D.), 30-17, 30-22, 30-27; North Ala. def. Albany St (Ga.), 30-16, 30-20, 30-19; Emporia St. def. Central Mo. St., 30-19, 30-19, 30-28; Washburn def. Harding, 30-19, 28-30, 30-23, 32-30; Truman def. Ala.-Huntsville, 30-15, 30-23, 22-30, 30-22; Lock Haven def. N.C. Central 30-14, 30-12, 30-25; Indiana (Pa.) def. Slippery Rock, 30-25, 30-26, 30-21; Edinboro def. Mount Olive, 30-24, 38-36, 30-23; Lees-McRae def. California (Pa.), 17-30, 24-30, 30-28, 30-21, 15-12; Cal St. L.A. def. Seattle Pacific, 28-30, 40-38, 30-23, 30-23; Hawaii Pacific def. Cal St. Bakersfield, 30-27, 30-23, 23-30, 30-17; Cal St. San B'dino def. BYU-Hawaii, 30-23, 30-25, 30-26; Central Wash. def. Cal Poly Pomona, 28-30, 30-24, 23-30, 30-24, 16-14; Tampa def. Francis Marion, 30-30, 30-25, 30-28; Barry def. Rollins, 30-19, 30-21, 26-30, 30-16; Fla. Gulf Coast def. Presbyterian, 30-16, 30-18, 30-25; Fla. Southern def. Wingate, 30-15, 30-16, 30-24; Neb.-Kearney def. Colorado Mines, 30-16, 30-17, 30-15; Mesa St. def. Western N.M., 30-23, 33-31, 30-28; Abilene Christian def. Central Okla., 30-26, 30-18, 30-23; West Tex. A&M def. Metro St., 30-27, 30-28, 30-26. **Second Round:** Concordia-St. Paul def. Southwest Minn. St., 30-16, 30-22, 30-18; Grand Valley St. def. Northwood, 32-30, 30-23, 30-23; Rockhurst def. SIU Edwardsville, 30-27, 30-27, 30-21; Dowling def. St. Rose, 30-21, 30-18, 30-19; Bentley def. Bryant, 30-25, 21-30, 27-30, 30-16, 15-4; Minn. Duluth def. Neb. Omaha, 31-29, 30-22, 30-20; Central Mo. St. def. North Ala., 30-19, 30-28, 23-30, 30-14; Truman def. Washburn, 30-22, 30-19, 30-21; Lock Haven def. Indiana (Pa.), 30-24, 28-30, 27-30, 30-25, 15-6; Lees-McRae def. Edinboro, 30-27, 30-25, 30-16; Cal St. L.A. def. Hawaii Pacific, 32-30, 30-27, 25-30, 12-30, 17-15; Cal St. San B'dino def. Central Wash., 26-30, 31-33, 30-16, 30-27, 15-8; Fla. Gulf Coast def. Fla. Southern, 26-30, 31-29, 26-30, 30-18, 15-12; Tampa def. Barry, 30-17, 30-28, 30-25; Neb.-Kearney def. Mesa St., 30-17, 30-24, 30-28; Abilene Christian def. Metro St., 30-23, 30-24, 30-25. **Third Round:** Dowling def. Bentley, 26-30, 30-28, 30-23, 26-30, 15-11; Grand Valley St. def. Rockhurst, 33-31, 30-25, 30-21; Concordia-St. Paul def. Minn. Duluth, 30-19, 30-24, 30-23; Truman def. Central Mo. St., 30-21, 30-28, 30-24; Lock Haven def. Lees-McRae, 32-30, 30-26, 23-30, 30-19; Cal St. L.A. def. Cal St. San B'dino, 30-23, 30-22, 24-30, 29-31, 15-8; Tampa def. Fla. Gulf Coast, 32-30, 30-27, 30-15; Neb.-Kearney def. Abilene Christian, 30-24, 30-19, 30-22. **Quarterfinals:** Grand Valley St. def. Dowling, 30-21, 27-30, 30-24, 30-25; Tampa def. Concordia-St. Paul, 27-30, 30-23, 28-30, 30-27, 15-11; Cal St. L.A. def. Lock Haven, 30-32, 30-28, 30-17, 25-30, 15-13; Neb.-Kearney def. Truman, 30-25, 30-28, 30-32, 30-27. **Semifinals:** Grand Valley St. def. Tampa, 19-30, 30-19, 30-26, 28-30, 15-10; Neb.-Kearney def. Cal St. L.A., 30-23, 30-24, 30-18. **Championship:** Grand Valley St. def. Neb.-Kearney, 30-18, 30-27, 25-30, 30-24.

# Volleyball

DIVISION III

## 2005 Championship

### Highlights

**Wisconsin-Whitewater Regroups to Claim Division III National Championship:** Wisconsin-Whitewater was dreaming of winning the Division III Women's Volleyball Championship, but the Warhawks had to overcome a nightmare collapse in the final before collecting its second title November 19 in Salem, Virginia.

After winning the first two games of the championship match against defending champion Juniata and positioning itself three points from closing out the match in Game 4, Wisconsin-Whitewater saw its commanding 27-17 lead evaporate as Juniata scored 13 consecutive points to force a fifth game.

While shaken, the Warhawks regrouped to post a 15-12 win in that game and complete a 30-25, 30-25, 22-30, 27-30 skein.

Wisconsin-Whitewater coach Stacy Boudreau credited senior setter Abbie Mueller with steadying her team.

"She is a tough player mentally -- she wants to win," Boudreau said. "Physically she has all the skills, and she kept her composure. She was a freshman on our 2002 championship team. She's a winner."

Mueller was named the tournament's most outstanding player after finishing with 51 assists and 16 digs in the final.

Wisconsin-Whitewater (40-4) scored the first four points of the fifth game thanks to kills by Cassie Uttech, Alison Miller, Rebekah Nelson and a service ace by Mueller.

The Eagles (37-2) crept to within 13-12 before surrendering the last two points on kills by Nelson, who had a .364 hitting percentage in the final match.

"Our girls left their hearts out there," Juniata coach Larry Bock said. "They never gave up either night, but we just came up a little bit short. It was pretty clear that we didn't lose this match -- Whitewater won it."

Nelson, with 19 kills in the final, and Uttech, who contributed 17, joined Mueller on the all-tournament team. Juniata's Rachel Schatz also was an all-tourney selection after finishing with a match-high 23 kills in the final.

Andres Alonso/NCAA Photos

***NCAA Division III tournament MVP Abbie Mueller, of the University of Wisconsin-Whitewater helped lead her team to the 2005 Volleyball National Championship, winning 3-1 over Juniata.***

### TOURNAMENT PERCENTAGE LEADERS

| Player, Team | K | E | TA | *Pct. | SA | DG | TB |
|---|---|---|---|---|---|---|---|
| Jenny Wolter, Wis.-Eau Claire | 45 | 10 | 86 | .407 | 7 | 7 | 5 |
| Molly Menard, Wis.-Eau Claire | 42 | 8 | 84 | .405 | 2 | 18 | 3 |
| Jackie Williams, Wittenberg | 50 | 10 | 113 | .354 | 0 | 6 | 16 |
| Cait Cleaver, Colby | 61 | 15 | 132 | .348 | 2 | 63 | 7 |
| Leah Rosenbaum, Wis.-Oshkosh | 32 | 5 | 81 | .333 | 3 | 2 | 14 |
| Katie Beining, Wis.-Oshkosh | 37 | 9 | 85 | .329 | 5 | 19 | 4 |
| Kara Hildebrand, Eastern | 40 | 10 | 95 | .316 | 0 | 14 | 2 |
| Katie Laucks, Juniata | 61 | 14 | 149 | .315 | 5 | 23 | 12 |
| Micaeli Smith, Trinity (Tex.) | 46 | 15 | 99 | .313 | 1 | 14 | 2 |
| Elena Drinka, New York U. | 58 | 22 | 115 | .313 | 8 | 26 | 13 |

**LEGEND:** *K (kills), E (errors), TA (total attempts), SA (service aces), DG (digs), TB (total blocks).*

**Percentage is derived by subtracting errors from kills and dividing that remainder by total attempts. Minimum of 75 attempts to qualify.*

### Results

#### FIRST ROUND

Gallaudet def. Notre Dame (Md.), 30-23, 30-27, 33-31
Gettysburg def. Penn St.-Behrend, 30-26, 30-25, 34-32
Eastern def. Scranton, 30-24, 30-22, 30-20
Colby def. Mount Ida, 30-15, 30-17, 30-9
MIT def. Bridgewater St., 30-19, 30-21, 30-27
Colby-Sawyer def. Smith, 30-21, 28-30, 30-26, 30-27
Tufts def. Emmanuel (Mass.), 30-28, 30-28, 30-21
New York U. def. Baruch, 30-10, 30-18, 31-29
Stevens Institute def. Vassar, 30-28, 31-29, 27-30, 22-30, 15-12
Cortland St. def. Eastern Conn. St., 30-26, 30-23, 30-17
Ithaca def. New Jersey City, 30-26, 30-27, 30-26
Wittenberg def. Fontbonne, 30-15, 30-27, 30-16
Ohio Northern def. Mt. St. Joseph, 30-28, 30-24, 30-27
Calvin def. Hiram, 30-25, 30-25, 30-20
Millikin def. Capital, 27-30, 30-24, 30-16, 31-29
Carleton def. Concordia-M'head, 22-30, 30-23, 30-26, 30-25
St. Benedict def. Neb. Wesleyan, 28-30, 30-23, 25-30, 32-30, 15-10
St. Thomas (Minn.) def. Central (Iowa), 28-30, 28-30, 30-24, 30-15, 15-12
La Verne def. Chapman, 30-19, 30-20, 30-23
Cal St. East Bay def. Puget Sound, 22-30, 30-22, 30-22, 30-23
Linfield def. Cal Lutheran, 30-21, 30-28, 30-21
Whitworth def. Colorado Col., 30-20, 30-17, 30-26
Wis.-Platteville def. St. Norbert, 30-19, 30-23, 30-17
Wis.-Whitewater def. Elmhurst, 30-24, 30-23, 30-23
Wis.-Oshkosh def. Carthage, 27-30, 30-19, 30-22, 25-30, 15-13
Wis.-Eau Claire def. Lakeland, 30-21, 30-19, 30-23
Southwestern (Tex.) def. Wash. & Lee, 30-24, 30-24, 30-24
Trinity (Tex.) def. Chris. Newport, 28-30, 33-35, 30-18, 30-25, 18-16

#### SECOND ROUND

Juniata def. Gallaudet, 30-21, 30-27, 30-23
Gettysburg def. Eastern, 31-29, 30-26, 30-28
Colby def. MIT, 30-22, 31-29, 24-30, 30-26
Tufts def. Colby-Sawyer, 30-18, 30-21, 30-17
New York U. def. Stevens Institute, 30-18, 30-22, 23-30, 30-21
Cortland St. def. Ithaca, 30-27, 30-21, 30-26
Wittenberg def. Ohio Northern 30-17, 30-14, 27-30, 30-21
Calvin def. Millikin, 30-26, 30-15, 26-30, 30-26
Washington-St. Louis def. Carleton, 30-13, 30-22, 30-18
St. Thomas (Minn.) def. St. Benedict, 30-20, 30-21, 30-23
La Verne def. Cal St. East Bay, 30-28, 30-18, 30-25

Whitworth def. Linfield, 30-25, 27-30, 30-27, 30-26
Wis.-Whitewater def. Wis.-Platteville, 30-26, 30-26, 30-21
Wis.-Eau Claire def. Wis.-Oshkosh, 30-26, 30-21, 17-30, 30-26
Emory def. Southwestern (Tex.), 30-21, 30-17, 24-30, 30-17
Austin def. Trinity (Tex.), 20-30, 30-21, 30-26, 30-27

## THIRD ROUND

Juniata def. Eastern, 30-25, 30-21, 30-26
Colby def. Tufts, 30-26, 30-23, 31-29
New York U. def. Cortland St., 30-15, 30-24, 30-22
Wittenberg def. Calvin, 30-22, 35-33, 30-22
Washington-St. Louis def. St. Thomas (Minn.), 30-27, 30-24, 30-25
La Verne def. Whitworth, 30-25, 30-26, 31-29
Wis.-Whitewater def. Wis.-Eau Claire, 18-30, 30-28, 35-33, 30-26, 16-14
Emory def. Austin, 27-30, 30-21, 30-28, 30-25

## QUARTERFINALS

Juniata def. Colby, 30-12, 31-29, 30-16
Wittenberg def. New York U., 34-32, 27-30, 30-20, 28-30, 16-14
La Verne def. Washington-St. Louis, 30-18, 30-25, 30-27
Wis.-Whitewater def. Emory, 30-27, 22-30, 30-28, 30-25

## SEMIFINALS

### NOVEMBER 18 AT SALEM, VIRGINIA

### Wis.-Whitewater 3, La Verne 0

**Wis.-Whitewater**

| No. | Name | GP | K | E | TA | PCT | A | SA | SE | RE | DIG | BS | BA | BE | BHE |
|---|---|---|---|---|---|---|---|---|---|---|---|---|---|---|---|
| 5 | Cassie Uttech | 3 | 13 | 5 | 37 | .216 | 0 | 2 | 3 | 0 | 9 | 1 | 0 | 0 | 0 |
| 9 | Rebekah Nelson | 3 | 12 | 3 | 30 | .300 | 5 | 1 | 0 | 0 | 11 | 0 | 1 | 0 | 0 |
| 11 | Alison Miller | 3 | 8 | 2 | 21 | .286 | 0 | 0 | 1 | 0 | 1 | 0 | 1 | 1 | 0 |
| 13 | Kim Fruit | 3 | 7 | 2 | 18 | .278 | 1 | 1 | 0 | 2 | 10 | 0 | 1 | 0 | 0 |
| 14 | Abbie Mueller | 3 | 4 | 4 | 14 | .000 | 41 | 3 | 2 | 0 | 15 | 0 | 4 | 2 | 1 |
| 16 | Carley Polk | 3 | 7 | 1 | 12 | .500 | 0 | 0 | 0 | 0 | 1 | 1 | 5 | 1 | 0 |
| 7 | Abby Schultz | 3 | 0 | 1 | 1 | -1.000 | 0 | 0 | 0 | 1 | 12 | 0 | 0 | 0 | 0 |
| 10 | Kate LaZotte | 3 | 0 | 0 | 0 | .000 | 0 | 0 | 2 | 0 | 3 | 0 | 0 | 0 | 0 |
| | Totals | 3 | 51 | 18 | 133 | .248 | 47 | 7 | 8 | 3 | 62 | 2 | 12 | 4 | 1 |

**TEAM ATTACK PER GAME**

| Game | K | E | TA | Pct. |
|---|---|---|---|---|
| 1 | 19 | 9 | 51 | .196 |
| 2 | 11 | 4 | 32 | .219 |
| 3 | 21 | 5 | 50 | .320 |

**TOTAL TEAM BLOCKS: 8.0**

| GAME SCORES | 1 | 2 | 3 |
|---|---|---|---|
| Wis.-Whitewater | 30 | 30 | 30 |
| La Verne | 27 | 17 | 24 |

**TEAM RECORDS**
39-4
24-9

**La Verne**

| No. | Name | GP | K | E | TA | PCT | A | SA | SE | RE | DIG | BS | BA | BE | BHE |
|---|---|---|---|---|---|---|---|---|---|---|---|---|---|---|---|
| 3 | Leslie Flores | 3 | 4 | 0 | 7 | .571 | 33 | 1 | 0 | 0 | 5 | 0 | 0 | 0 | 3 |
| 7 | Courtney Rollins | 3 | 9 | 4 | 33 | .152 | 0 | 0 | 0 | 4 | 10 | 0 | 0 | 0 | 0 |
| 9 | Megan Powers | 3 | 1 | 3 | 11 | -.182 | 0 | 0 | 0 | 0 | 1 | 0 | 1 | 0 | 0 |
| 11 | Whitney Krantz | 3 | 3 | 1 | 10 | .200 | 0 | 0 | 0 | 1 | 7 | 0 | 0 | 0 | 0 |
| 21 | Jodi Lindsay | 3 | 6 | 2 | 23 | .174 | 1 | 0 | 0 | 0 | 3 | 0 | 2 | 0 | 0 |
| 22 | Mandy Sedia | 3 | 6 | 3 | 19 | .158 | 2 | 1 | 4 | 0 | 3 | 0 | 1 | 1 | 0 |
| 2 | Katherine Randall | 3 | 0 | 0 | 0 | .000 | 1 | 0 | 2 | 0 | 7 | 0 | 0 | 0 | 0 |
| 6 | Brianna Gonzales | 3 | 10 | 6 | 26 | .154 | 0 | 0 | 0 | 0 | 5 | 0 | 1 | 0 | 0 |
| 8 | Lauren Friestad | 3 | 0 | 2 | 2 | -1.000 | 0 | 1 | 1 | 0 | 13 | 0 | 0 | 0 | 0 |
| 14 | Tiona Hobson | 1 | 0 | 0 | 1 | .000 | 0 | 0 | 0 | 0 | 0 | 0 | 1 | 0 | 0 |
| | TEAM | | | | | | | | | 2 | | | | | |
| | Totals | 3 | 39 | 21 | 132 | .136 | 37 | 3 | 7 | 7 | 54 | 0 | 6 | 1 | 3 |

**TEAM ATTACK PER GAME**

| Game | K | E | TA | Pct. |
|---|---|---|---|---|
| 1 | 12 | 7 | 46 | .109 |
| 2 | 12 | 12 | 46 | .000 |
| 3 | 15 | 2 | 40 | .325 |

**TOTAL TEAM BLOCKS: 3.0**

### Juniata 3, Wittenberg 2

**Wittenberg**

| No. | Name | GP | K | E | TA | PCT | A | SA | SE | RE | DIG | BS | BA | BE | BHE |
|---|---|---|---|---|---|---|---|---|---|---|---|---|---|---|---|
| 4 | Jan Kehres | 5 | 13 | 4 | 39 | .231 | 2 | 0 | 1 | 3 | 22 | 0 | 1 | 1 | 0 |
| 8 | Linda Young | 5 | 13 | 6 | 41 | .171 | 0 | 1 | 1 | 0 | 8 | 0 | 3 | 0 | 0 |
| 10 | Emily Bell | 5 | 15 | 4 | 55 | .200 | 2 | 1 | 1 | 3 | 13 | 0 | 0 | 0 | 0 |
| 11 | Jackie Williams | 4 | 5 | 2 | 13 | .231 | 1 | 0 | 0 | 0 | 2 | 0 | 1 | 0 | 0 |
| 14 | Emily Dixon | 5 | 5 | 3 | 30 | .067 | 0 | 0 | 0 | 0 | 1 | 5 | 5 | 0 | 0 |
| 20 | Sarah Matesich | 5 | 0 | 2 | 3 | -.667 | 29 | 1 | 0 | 0 | 6 | 0 | 0 | 1 | 0 |
| 2 | Ashley Anderson | 5 | 0 | 1 | 4 | -.250 | 22 | 0 | 1 | 0 | 8 | 0 | 0 | 0 | 0 |
| 9 | Caitlin Augustus | 5 | 8 | 1 | 23 | .304 | 0 | 0 | 0 | 0 | 0 | 0 | 0 | 1 | 0 |
| 21 | Laura Fender | 5 | 0 | 0 | 0 | .000 | 1 | 0 | 0 | 1 | 20 | 0 | 0 | 0 | 0 |
| 22 | Lindsey Penrod | 4 | 2 | 2 | 6 | .000 | 0 | 0 | 0 | 0 | 0 | 0 | 0 | 0 | 0 |
| | Totals | 5 | 61 | 25 | 214 | .168 | 57 | 3 | 4 | 7 | 80 | 5 | 10 | 3 | 0 |

**TEAM ATTACK PER GAME**

| Game | K | E | TA | Pct. |
|---|---|---|---|---|
| 1 | 10 | 7 | 33 | .091 |
| 2 | 14 | 5 | 51 | .176 |
| 3 | 17 | 3 | 46 | .304 |
| 4 | 12 | 9 | 55 | .055 |
| 5 | 8 | 1 | 29 | .241 |

**TOTAL TEAM BLOCKS: 10.0**

| GAME SCORES | 1 | 2 | 3 | 4 | 5 |
|---|---|---|---|---|---|
| Wittenberg | 30 | 24 | 30 | 21 | 14 |
| Juniata | 26 | 30 | 27 | 30 | 16 |

**TEAM RECORDS**
34-5
37-1

**Juniata**

| No. | Name | GP | K | E | TA | PCT | A | SA | SE | RE | DIG | BS | BA | BE | BHE |
|---|---|---|---|---|---|---|---|---|---|---|---|---|---|---|---|
| 1 | Jess Ritchey | 5 | 4 | 4 | 12 | .000 | 74 | 2 | 2 | 0 | 15 | 0 | 3 | 0 | 2 |
| 5 | Stephanie Kines | 5 | 11 | 9 | 28 | .071 | 0 | 0 | 2 | 0 | 2 | 0 | 2 | 0 | 2 |
| 6 | Amber Thomas | 5 | 22 | 6 | 68 | .235 | 1 | 1 | 1 | 1 | 15 | 1 | 3 | 0 | 1 |
| 7 | Katie Laucks | 5 | 12 | 4 | 33 | .242 | 0 | 0 | 1 | 0 | 8 | 1 | 5 | 0 | 0 |
| 14 | Erin Albert | 1 | 2 | 1 | 3 | .333 | 0 | 0 | 0 | 0 | 1 | 0 | 0 | 1 | 0 |
| 17 | Rachael Schatz | 5 | 35 | 13 | 74 | .297 | 0 | 0 | 0 | 0 | 4 | 1 | 1 | 0 | 0 |
| 2 | Kelly Popernik | 4 | 0 | 0 | 0 | .000 | 0 | 0 | 0 | 0 | 5 | 0 | 0 | 0 | 0 |
| 4 | Aly Pompeani | 4 | 7 | 4 | 19 | .158 | 0 | 0 | 0 | 0 | 1 | 0 | 0 | 0 | 0 |
| 8 | Abby Leonard | 5 | 0 | 0 | 0 | .000 | 1 | 0 | 3 | 0 | 16 | 0 | 0 | 0 | 0 |
| 9 | Tara McMinn | 5 | 0 | 0 | 0 | .000 | 5 | 0 | 0 | 2 | 21 | 0 | 0 | 0 | 0 |
| 22 | Kristi Fitzsimmons | 5 | 0 | 0 | 0 | .000 | 2 | 4 | 0 | 0 | 21 | 0 | 0 | 0 | 0 |
| | Totals | 5 | 93 | 41 | 237 | .219 | 83 | 7 | 9 | 3 | 109 | 3 | 14 | 1 | 5 |

**TEAM ATTACK PER GAME** **TOTAL TEAM BLOCKS: 10.0**

| Game | K | E | TA | Pct. |
|---|---|---|---|---|
| 1 | 16 | 12 | 45 | .089 |
| 2 | 25 | 7 | 51 | .353 |
| 3 | 21 | 12 | 62 | .145 |
| 4 | 18 | 5 | 47 | .277 |
| 5 | 13 | 5 | 32 | .250 |

## CHAMPIONSHIP

### NOVEMBER 19 AT SALEM, VIRGINIA

### Wis.-Whitewater 3, Juniata 2

**Wis.-Whitewater**

| No. | Name | GP | K | E | TA | PCT | A | SA | SE | RE | DIG | BS | BA | BE | BHE |
|---|---|---|---|---|---|---|---|---|---|---|---|---|---|---|---|
| 5 | Cassie Uttech | 5 | 17 | 8 | 56 | .161 | 1 | 2 | 2 | 2 | 17 | 0 | 0 | 1 | 1 |
| 9 | Rebekah Nelson | 5 | 19 | 3 | 44 | .364 | 2 | 0 | 3 | 0 | 9 | 1 | 3 | 1 | 0 |
| 11 | Alison Miller | 5 | 9 | 2 | 29 | .241 | 1 | 0 | 1 | 0 | 1 | 2 | 6 | 0 | 0 |
| 13 | Kim Fruit | 5 | 11 | 11 | 48 | .000 | 4 | 2 | 1 | 3 | 24 | 0 | 3 | 0 | 0 |
| 14 | Abbie Mueller | 5 | 6 | 6 | 22 | .000 | 51 | 1 | 1 | 0 | 16 | 0 | 8 | 1 | 0 |
| 16 | Carley Polk | 5 | 9 | 2 | 25 | .280 | 0 | 0 | 0 | 0 | 1 | 0 | 6 | 1 | 0 |
| 4 | Stephanie Gardon | 1 | 0 | 0 | 0 | .000 | 0 | 0 | 0 | 0 | 0 | 0 | 0 | 0 | 0 |
| 7 | Abby Schultz | 5 | 2 | 1 | 3 | .333 | 1 | 0 | 0 | 2 | 29 | 0 | 0 | 0 | 0 |
| 10 | Kate LaZotte | 5 | 0 | 0 | 0 | .000 | 0 | 0 | 0 | 0 | 0 | 0 | 0 | 0 | 0 |
| | TEAM | | | | | | | | | 4 | | | | | |
| | Totals | 5 | 73 | 33 | 227 | .176 | 60 | 5 | 8 | 11 | 97 | 3 | 26 | 4 | 1 |

**TEAM ATTACK PER GAME** **TOTAL TEAM BLOCKS: 16.0**

| Game | K | E | TA | Pct. |
|---|---|---|---|---|
| 1 | 15 | 5 | 50 | .200 |
| 2 | 16 | 8 | 51 | .157 |
| 3 | 18 | 5 | 42 | .310 |
| 4 | 15 | 10 | 62 | .081 |
| 5 | 9 | 5 | 22 | .182 |

| GAME SCORES | 1 | 2 | 3 | 4 | 5 | TEAM RECORDS |
|---|---|---|---|---|---|---|
| Wis.-Whitewater | 30 | 30 | 22 | 27 | 15 | 40-4 |
| Juniata | 25 | 25 | 30 | 30 | 12 | 37-2 |

**Juniata**

| No. | Name | GP | K | E | TA | PCT | A | SA | SE | RE | DIG | BS | BA | BE | BHE |
|---|---|---|---|---|---|---|---|---|---|---|---|---|---|---|---|
| 1 | Jess Ritchey | 2 | 0 | 1 | 3 | -.333 | 30 | 0 | 2 | 0 | 3 | 0 | 0 | 0 | 2 |
| 5 | Stephanie Kines | 5 | 10 | 6 | 26 | .154 | 1 | 5 | 3 | 0 | 6 | 3 | 1 | 0 | 0 |
| 6 | Amber Thomas | 5 | 18 | 7 | 54 | .204 | 0 | 2 | 0 | 0 | 16 | 1 | 1 | 2 | 0 |
| 7 | Katie Laucks | 5 | 14 | 3 | 39 | .282 | 1 | 1 | 3 | 0 | 13 | 0 | 1 | 1 | 0 |
| 17 | Rachael Schatz | 5 | 23 | 8 | 68 | .221 | 1 | 0 | 0 | 0 | 7 | 3 | 0 | 0 | 0 |
| 22 | Kristi Fitzsimmons | 5 | 0 | 2 | 2 | -1.000 | 0 | 0 | 1 | 2 | 14 | 0 | 0 | 0 | 0 |
| 2 | Kelly Popernik | 3 | 0 | 0 | 0 | .000 | 0 | 0 | 0 | 1 | 1 | 0 | 0 | 0 | 0 |
| 4 | Aly Pompeani | 4 | 3 | 0 | 14 | .214 | 0 | 0 | 0 | 1 | 5 | 0 | 2 | 2 | 0 |
| 8 | Abby Leonard | 5 | 0 | 0 | 0 | .000 | 0 | 2 | 2 | 0 | 12 | 0 | 0 | 0 | 0 |
| 9 | Tara McMinn | 5 | 0 | 0 | 0 | .000 | 2 | 0 | 0 | 1 | 19 | 0 | 0 | 0 | 1 |
| 11 | Beth Kozak | 3 | 2 | 1 | 4 | .250 | 28 | 1 | 1 | 0 | 10 | 1 | 0 | 0 | 1 |
| 14 | Erin Albert | 2 | 0 | 1 | 3 | -.333 | 0 | 0 | 0 | 0 | 1 | 0 | 1 | 0 | 0 |
| | Totals | 5 | 70 | 29 | 213 | .192 | 63 | 11 | 12 | 5 | 107 | 8 | 6 | 5 | 4 |

**TEAM ATTACK PER GAME** **TOTAL TEAM BLOCKS: 11.0**

| Game | K | E | TA | Pct. |
|---|---|---|---|---|
| 1 | 18 | 5 | 43 | .302 |
| 2 | 16 | 7 | 56 | .161 |
| 3 | 16 | 3 | 34 | .382 |
| 4 | 15 | 9 | 60 | .100 |
| 5 | 5 | 5 | 20 | .000 |

# History

## Team History

| Year | Champion (Record) | Coach | Score | Runner-Up | Host or Site | Championship Match Attendance | Championship Total Attendance |
|---|---|---|---|---|---|---|---|
| 1981 | UC San Diego (36-8) | Doug Dannevik | 3-2 | Juniata | Maryville (Tenn.) | 200 | 2,151 |
| 1982 | La Verne (30-10) | Jim Paschal | 3-1 | UC San Diego | UC San Diego | 1,220 | 6,503 |
| 1983 | Elmhurst (57-4) | Bill Walton | 3-1 | UC San Diego | La Verne | 1,500 | 5,120 |
| 1984 | UC San Diego (23-12) | Doug Dannevik | 3-0 | MIT | Elmhurst | — | 6,085 |
| 1985 | Elmhurst (40-9) | Bill Walton | 3-0 | La Verne | Elmhurst | 2,000 | 4,667 |
| 1986 | UC San Diego (42-6) | Doug Dannevik | 3-2 | Calvin | Calvin | 3,275 | 8,664 |
| 1987 | UC San Diego (31-4) | Doug Dannevik | 3-0 | Elmhurst | Elmhurst | 1,000 | 5,081 |
| 1988 | UC San Diego (34-8) | Doug Dannevik | 3-2 | Benedictine (Ill.) | UC San Diego | 1,000 | 4,126 |
| 1989 | Washington-St. Louis (39-6) | Teri Clemens | 3-0 | Ohio Northern | Washington-St. Louis | 3,225 | 8,433 |
| 1990 | UC San Diego (37-8) | Doug Dannevik | 3-2 | Washington-St. Louis | Washington-St. Louis | 3,417 | 8,064 |
| 1991 | Washington-St. Louis (42-4) | Teri Clemens | 3-2 | UC San Diego | Washington-St. Louis | 3,423 | 9,469 |
| 1992 | Washington-St. Louis (40-0) | Teri Clemens | 3-0 | UC San Diego | Washington-St. Louis | 3,024 | 7,373 |
| 1993 | Washington-St. Louis (44-2) | Teri Clemens | 3-0 | Juniata | Juniata | 1,325 | 8,771 |
| 1994 | Washington-St. Louis (42-2) | Teri Clemens | 3-0 | Wis.-Oshkosh | Ithaca | 600 | 9,293 |
| 1995 | Washington-St. Louis (42-3) | Teri Clemens | 3-2 | Cal Lutheran | Wis.-Whitewater | 884 | 14,465 |
| 1996 | Washington-St. Louis (43-6) | Teri Clemens | 3-0 | Juniata | Wis.-Oshkosh | 504 | 8,472 |
| 1997 | UC San Diego (27-5) | Duncan McFarland | 3-2 | Juniata | UC San Diego | 1,335 | 11,803 |
| 1998 | Central (Iowa) (37-2) | Megan Clayberg | 3-2 | UC San Diego | Juniata | 225 | 10,906 |
| 1999 | Central (Iowa) (41-0) | Megan Clayberg | 3-0 | Trinity (Tex.) | Juniata | 500 | 12,264 |
| 2000 | Central (Iowa) (40-2) | Megan Clayberg | 3-0 | Wis.-Whitewater | Central (Iowa) | 2,200 | 11,896 |
| 2001 | La Verne (27-1) | Don Flora | 3-2 | Wis.-Whitewater | Wis.-Whitewater | 1,692 | 12,168 |
| 2002 | Wis.-Whitewater (36-4) | Kris Russell | 3-0 | Washington-St. Louis | Wis.-Whitewater | 1,534 | 11,341 |
| 2003 | Washington-St. Louis (38-3) | Rich Luenemann | 3-0 | New York U. | La Verne | 483 | 10,982 |
| 2004 | Juniata (37-3) | Larry Bock | 3-0 | Washington-St. Louis | St. Mary's (Minn.) | 520 | 8,987 |
| 2005 | Wis.-Whitewater (40-4) | Stacy Boudreau | 3-2 | Juniata | Salem, Va. | 378 | 10,634 |

## All-Tournament Teams

**Most Outstanding Player.*

**1981**
Tammy Smit, UC San Diego
Molly Wheatley, UC San Diego
Louise Schwartz, UC San Diego
Jennifer Townsend, Occidental
Sue Barker, Juniata
Colleen Irelan, Juniata

**1982**
Laura Argonza, La Verne
Sue Habecker, La Verne
Eileen Kamidoi, La Verne
Louise Schwartz, UC San Diego
Tammy Smit, UC San Diego
Sandy Kacharos, Sonoma St.

**1983**
Cathy Dulkowski, Elmhurst
Karen Olmstead, Elmhurst
Louise Schwartz, UC San Diego
Molly Wheatley, UC San Diego
Karin Kalk, UC San Diego
Laura Argonza, La Verne

**1984**
Molly Wheatley, UC San Diego
Karin Kalk, UC San Diego
Christy Wada, UC San Diego
Carol Lipson, UC San Diego
Lori Cantu, MIT
Laura Argonza, La Verne

**1985**
Sue Birdsey, Elmhurst
Therese Dorigan, Elmhurst
Melanie Hollander, Elmhurst
Shelli Swaim, Elmhurst
Michele Galagar, La Verne
Shauna Hinrichs, La Verne

**1986**
*Monica Bradley, UC San Diego
Kim De Haan, Calvin
Roxanne Helmus, Calvin
Sue Ketter Wis.-La Crosse
Carol Lipsom, UC San Diego
Kim Stonecipher, UC San Diego

**1987**
Carol Lipsom, UC San Diego
Lori Luhnow, UC San Diego
Therese Dorigan, Elmhurst
Gail Williams, Elmhurst

**1988**
Tracy Beaty, Benedictine (Ill.)
Diana Klintworth, UC San Diego
Patty Mines, Benedictine (Ill.)
Jackie Rebert, Juniata
Melinda Selvy, Juniata
Rachel Vetter, UC San Diego

**1989**
Lori Nishikawa, Washington-St. Louis
Kathy Bersett, Washington-St. Louis
Brooke Hortin, Washington-St. Louis
Delna Lancaster, Menlo
Kris Witchey, Juniata
Tammie Youngen, Ohio Northern

**1990**
Elizabeth Vesanovic, UC San Diego
Elizabeth Tan, UC San Diego
Vikki Van Duyne, UC San Diego
Amy Hagen, St. Benedict
Kathy Bersett, Washington-St. Louis
Kelley Meier, Washington-St. Louis

**1991**
Julie Fabian, UC San Diego
Vikki Van Duyne, UC San Diego
Kelley Meier, Washington-St. Louis
Amy Sullivan, Washington-St. Louis
Joanie Subar, Washington-St. Louis
Anne Quenette, Washington-St. Louis
1992
Lisa Becker, Washington-St. Louis
Anne Quenette, Washington-St. Louis

**1993**
Nicki Firestone, Juniata
Heather Blough, Juniata
Amy Sullivan, Washington-St. Louis
Amy Albers, Washington-St. Louis
Leslie Catlin, Washington-St. Louis
Liang Gaik Khaw, Rochester Inst.

**1994**
Amy Ward, Wis.-Oshkosh
Jean Harmsen, Wis.-Oshkosh
Amy Albers, Washington-St. Louis
Shelley Swan, Washington-St. Louis
Stephanie Habif, Washington-St. Louis
Heather Blough, Juniata

**1995**
Shelley Swan, Washington-St. Louis
Jennifer Martz, Washington-St. Louis
Tracy Little, Cal Lutheran
Liz Martinez, Cal Lutheran
Bonnie McDowell, Ithaca
Stephanie Everett, Wis.-Whitewater

**1996**
Jennifer Martz, Washington-St. Louis
Stephanie Habif, Washington-St. Louis
Jennifer Cafazza, Washington-St. Louis
Melissa Myers, Juniata
Jen Kuzma, St. Olaf
Amy Ward, Wis.-Oshkosh

**1997**
Katherine Brynjestad, UC San Diego
Sherine Ebadi, UC San Diego
Melissa Myers, Juniata
Jennifer Rebert, Juniata
Abbie Brown, Central (Iowa)
Candace Wilson, Central (Iowa)

**1998**
Katie Antypas, Wellesley
Carrie Zeller, Juniata
Christine Kueneman, UC San Diego
Kathleen Hentz, UC San Diego
Abbie Brown, Central (Iowa)
Angie Nielson, Central (Iowa)

**1999**
Abbie Brown, Central (Iowa)
Angie Nielson, Central (Iowa)
Candace Wilson, Central (Iowa)
Alisha Farley, Trinity (Tex.)
Kerry Gilligan, Muskingum
Carrie Zeller, Juniata

**2000**
Angie Nielson, Central (Iowa)
Candace Wilson, Central (Iowa)
Melinda Erickson, Wis.-Whitewater
Vanessa Walby, Wis.-Whitewater
Katie Gielow, Washington-St. Louis
Brandy Workinger, Juniata

**2001**
Ryan Winn, La Verne
Amy Kratochivil, La Verne
Stacey Lupu, La Verne
Allison Erickson, Wis.-Whitewater
Melinda Erickson, Wis.-Whitewater
Niki Mueller, Juniata

**2002**
Johanna Holtan, Juniata
Morgan Anderson, Trinity (Tex.)
Rebecca Rotello, Washington-St. Louis
Kristin Dettman, Wis.-Whitewater
Angie Wildish, Wis.-Whitewater
Lindsay Tomasovich, Wis.-Whitewater

**2003**
Kara Liefer, Washington-St. Louis
Cindy McPeak, Washington-St. Louis
Katie Quinn, Washington-St. Louis
Jennifer Gardikas, New York U.
Katya Khmelnitskaya, New York U.
Tricia Schary, La Verne

**2004**
*Carli Dale, Juniata
Stephanie Kines, Juniata
Tara McMinn, Juniata
Katie Laucks, Juniata
Kara Liefer, Washington-St. Louis
Whitney Smith, Washington-St. Louis

**2005**
*Abbie Mueller, Wis.-Whitewater
Cassie Uttech, Wis.-Whitewater
Rebekah Nelson, Wis.-Whitewater
Amber Thomas, Juniata
Rachel Schatz, Juniata
Emily Dixon, Wittenberg
Leslie Flores, La Verne

## Individual Records

### KILLS, MATCH
45—Lisa Matties, Brockport St. (3) vs. Rochester Inst. (2), 11-8-90; Christa Downey, Nazareth (2) vs. Wellesley (3), 11-17-01.

### KILLS, TOURNAMENT
114—Nicki Firestone, Juniata, 1993 (13 vs. Gettysburg, 25 vs. John Carroll, 17 vs. Thomas More, 34 vs. UC San Diego, 25 vs. Washington-St. Louis).

### TOTAL ATTEMPTS, MATCH
96—Kim Woodring, Wittenberg (3) vs. Bluffton (2), 11-15-96.

### TOTAL ATTEMPTS, TOURNAMENT
302—Tracy Little, Cal Lutheran, 1995 (45 vs. Chapman, 80 vs. UC San Diego, 56 vs. John Carroll, 62 vs. Wis.-Whitewater, 59 vs. Washington-St. Louis).

### SERVICE ACES, MATCH
10—Sue Barker, Juniata (3) vs. Cal St. Stanislaus (0), 12-12-81; Linda Willis, Brockport St. (3) vs. Albany (N.Y.) (2), 11-18-83; Stephanie Turner, Pacific Lutheran (3) vs. Mount Ida (0), 11-11-04.

### SERVICE ACES, TOURNAMENT
23—Amy Sullivan, Washington-St. Louis, 1993 (6 vs. Illinois Col., 2 vs. Wis.-Eau Claire, 2 vs. Benedictine [Ill.], 5 vs. Rochester Inst., 8 vs. Juniata).

### BLOCK SOLOS, MATCH
13—Carolyn Stambaugh, Juniata (2) vs. MIT (3), 11-30-84.

### BLOCK SOLOS, TOURNAMENT
22—Gail Williams, Elmhurst, 1987 (5 vs. St. Benedict, 10 vs. Wis.-Whitewater, 3 vs. Juniata, 4 vs. UC San Diego).

### DIGS, MATCH
47—Katie Kremer, St. Thomas (Minn.) (3) vs. Central (Iowa) (2), 11-10-2005.

### DIGS, TOURNAMENT
120—Darcy White, Cal Lutheran, 1995 (24 vs. Chapman, 31 vs. UC San Diego, 23 vs. John Carroll, 19 vs. Wis.-Whitewater, 23 vs. Washington-St. Louis).

### HITTING PERCENTAGE, MATCH
**(Min. 15 Attempts)**
.778—Katie Gielow, Washington-St. Louis (3) vs. Wis.-River Falls (0), 11-12-99 (14-0/18).

### HITTING PERCENTAGE, TOURNAMENT
**(Min. 70 Attempts)**
.541—Lisa Becker, Washington-St. Louis, 1992 (.846 vs. Wis.-La Crosse, 12-1/13; .333 vs. St. Thomas [Minn.], 10-3/21; .647 vs. Calvin, 12-1/17; .478 vs. UC San Diego, 12-1/23).

## Team Records

### KILLS, MATCH
101—Elmhurst (3) vs. St. Norbert (2), 11-14-2002.

### KILLS, TOURNAMENT
434—La Verne, 2001 (91 vs. Neb. Wesleyan, 62 vs. Whitworth, 79 vs. Cal St. East Bay, 49 vs. Mt. St. Joseph, 73 vs. Juniata, 80 vs. Wis.-Whitewater).

### TOTAL ATTEMPTS, MATCH
323—Benedictine (Ill.) (3) vs. Hope (2), 11-13-87.

### TOTAL ATTEMPTS, TOURNAMENT
1,195—La Verne, 2001 (232 vs. Neb. Wesleyan, 137 vs. Whitworth, 219 vs. Cal St. East Bay, 140 vs. Mt. St. Joseph, 210 vs. Juniata, 257 vs. Wis.-Whitewater).

### SERVICE ACES, MATCH
27—Juniata (3) vs. Cal St. Stanislaus (0), 12-12-81.

### SERVICE ACES, TOURNAMENT
63—Washington-St. Louis, 1993 (13 vs. Illinois Col., 11 vs. Wis.-Eau Claire, 9 vs. Benedictine [Ill.], 17 vs. Rochester Inst., 13 vs. Juniata).

### BLOCK SOLOS, MATCH
38—Juniata (2) vs. MIT (3), 11-30-84.

### BLOCK SOLOS, TOURNAMENT
50—Elmhurst, 1987 (11 vs. St. Benedict, 19 vs. Wis.-Whitewater, 9 vs. Juniata, 11 vs. UC San Diego).

### DIGS, MATCH
162—Wis.-La Crosse (3) vs. Wis.-Stout (2), 11-13-04.

### DIGS, TOURNAMENT
580—La Verne, 2001 (112 vs. Neb. Wesleyan, 60 vs. Whitworth, 117 vs. Cal St. East Bay, 36 vs. Mt. St. Joseph, 111 vs. Juniata, 144 vs. Wis.-Whitewater).

### HITTING PERCENTAGE, MATCH
.659—Ohio Northern (3) vs. UNC Greensboro (0), 11-19-82 (34-7/41).

### HITTING PERCENTAGE, TOURNAMENT
**(Min. 2 Matches)**
.362—Ohio Northern, 1982 (.659 vs. UNC Greensboro, 34-7/41; .298 vs. Sonoma St., 77-21/188).



## Won-Lost Records in Tournament Play

| Team (Years Participated) | Yrs. | Won | Lost | Pct. | 1st | 2nd | 3rd | 4th |
|---|---|---|---|---|---|---|---|---|
| Albany (N.Y.) (1982-83-84-86-87-88) | 6 | 2 | 6 | .250 | 0 | 0 | 0 | 0 |
| Alfred (1999) | 1 | 0 | 1 | .000 | 0 | 0 | 0 | 0 |
| Allegheny (1987-88-90-91) | 4 | 0 | 4 | .000 | 0 | 0 | 0 | 0 |
| Alma (1984-2003-04) | 2 | 2 | 2 | .500 | 0 | 0 | 0 | 0 |
| Amherst (1998-99-2000) | 3 | 2 | 3 | .400 | 0 | 0 | 0 | 0 |
| Augsburg (1982) | 1 | 0 | 1 | .000 | 0 | 0 | 0 | 0 |
| Augustana (Ill.) (2001) | 1 | 0 | 1 | .000 | 0 | 0 | 0 | 0 |
| Austin (1999-2000-05) | 3 | 2 | 3 | .400 | 0 | 0 | 0 | 0 |
| Averett (1999-2000-03) | 3 | 1 | 3 | .250 | 0 | 0 | 0 | 0 |
| Baldwin-Wallace (1983-92-2000) | 3 | 2 | 3 | .400 | 0 | 0 | 0 | 0 |
| Barauch (2005) | 1 | 0 | 1 | .000 | 0 | 0 | 0 | 0 |
| Bates (1993-2000) | 2 | 3 | 2 | .600 | 0 | 0 | 0 | 0 |
| Benedictine (Ill.) (1981-82-83-84-85-86-87-88-89-90-91-92-93-2001-02-04) | 16 | 18 | 17 | .514 | 0 | 1 | 1 | 1 |
| Bethel (Minn.) (1999-2001) | 2 | 1 | 2 | .333 | 0 | 0 | 0 | 0 |
| Binghamton (1995-97) | 2 | 0 | 2 | .000 | 0 | 0 | 0 | 0 |
| Bluffton (1994-96-97) | 3 | 0 | 3 | .000 | 0 | 0 | 0 | 0 |
| Bridgewater St. (1999-2000-01-02-03-04-05) | 7 | 1 | 7 | .125 | 0 | 0 | 0 | 0 |
| Bridgewater (Va.) (1988-89-2000) | 3 | 1 | 3 | .250 | 0 | 0 | 0 | 0 |
| Brockport St. (1983-89-90-91-92-93-94) | 7 | 4 | 7 | .364 | 0 | 0 | 0 | 0 |
| Brooklyn (1983-84) | 2 | 2 | 2 | .500 | 0 | 0 | 0 | 0 |
| Buffalo (1986-87) | 2 | 1 | 2 | .333 | 0 | 0 | 0 | 0 |
| UC San Diego (1981-82-83-84-85-86-87-88-89-90-91-92-93-94-95-96-97-98-99) | 19 | 54 | 13 | .806 | 7 | 5 | 0 | 1 |
| Cal Lutheran (1994-95-96-97-98-99-2005) | 7 | 6 | 7 | .462 | 0 | 1 | 0 | 0 |
| Cal St. East Bay (1998-99-2000-01-02-03-04-05) | 8 | 11 | 8 | .579 | 0 | 0 | 0 | 0 |
| Cal St. San B'dino (1986-87-88-89-90) | 5 | 2 | 5 | .286 | 0 | 0 | 0 | 0 |

| Team (Years Participated) | Yrs. | Won | Lost | Pct. | 1st | 2nd | 3rd | 4th |
|---|---|---|---|---|---|---|---|---|
| Cal St. Stanislaus (1981-82) | 2 | 0 | 2 | .000 | 0 | 0 | 0 | 0 |
| Calvin (1984-85-86-88-89-90-91-92-95-97-98-99-2001-04-05) | 15 | 16 | 17 | .485 | 0 | 1 | 0 | 2 |
| Capital (2005) | 1 | 0 | 1 | .000 | 0 | 0 | 0 | 0 |
| Carleton (1985-2005) | 2 | 1 | 2 | .333 | 0 | 0 | 0 | 0 |
| Carnegie Mellon (2001) | 1 | 1 | 1 | .500 | 0 | 0 | 0 | 0 |
| Carthage (1990-2005) | 2 | 0 | 2 | .000 | 0 | 0 | 0 | 0 |
| Catholic (2001-02) | 2 | 1 | 2 | .333 | 0 | 0 | 0 | 0 |
| Central (Iowa) (1995-96-97-98-99-2000-01-03-04-05) | 10 | 20 | 7 | .741 | 3 | 0 | 1 | 0 |
| Chapman (1994-95-97-2004-05) | 5 | 2 | 5 | .286 | 0 | 0 | 0 | 0 |
| Chatham (2003) | 1 | 0 | 1 | .000 | 0 | 0 | 0 | 0 |
| Chris. Newport (2001-02-04-05) | 4 | 0 | 4 | .000 | 0 | 0 | 0 | 0 |
| CCNY (2003-04) | 2 | 0 | 2 | .000 | 0 | 0 | 0 | 0 |
| Claremont-M-S (1985-92-93-97) | 4 | 3 | 4 | .429 | 0 | 0 | 0 | 0 |
| Coast Guard (1995-96-97) | 3 | 3 | 3 | .500 | 0 | 0 | 0 | 0 |
| Colby (2005) | 1 | 3 | 1 | .750 | 0 | 0 | 0 | 0 |
| Colby-Sawyer (1999-2003-05) | 3 | 3 | 3 | .500 | 0 | 0 | 0 | 0 |
| Colorado Col. (1983-85-86-87-88-89-90-92-98-99-2000-01-02-03-04-05) | 16 | 7 | 16 | .304 | 0 | 0 | 0 | 0 |
| Concordia-M'head (1995-96-2003-04-05) | 5 | 2 | 5 | .286 | 0 | 0 | 0 | 0 |
| Cortland St. (1985-86-87-88-89-90-91-92-93-95-96-97-98-99-2000-01-03-04-05) | 19 | 25 | 19 | .568 | 0 | 0 | 0 | 0 |
| DePauw (1991-98-2000) | 3 | 0 | 3 | .000 | 0 | 0 | 0 | 0 |
| DeSales (1995) | 1 | 0 | 1 | .000 | 0 | 0 | 0 | 0 |
| Dubuque (1994-95-98) | 3 | 1 | 3 | .250 | 0 | 0 | 0 | 0 |
| East Tex. Baptist (2001-02-03) | 3 | 2 | 3 | .400 | 0 | 0 | 0 | 0 |
| Eastern (1999-2000-01-02-03-04-05) | 7 | 8 | 7 | .533 | 0 | 0 | 0 | 0 |
| Eastern Conn. St. (1982-83-84-85-86-87-89-93-94-95-96-97-98-2005) | 14 | 7 | 14 | .333 | 0 | 0 | 0 | 0 |
| East. Mennonite (1982-87) | 2 | 1 | 2 | .333 | 0 | 0 | 0 | 0 |
| Elizabethtown (1986) | 1 | 0 | 1 | .000 | 0 | 0 | 0 | 0 |
| Elmhurst (1982-83-84-85-86-87-88-92-98-2000-01-02-03-04-05) | 15 | 20 | 13 | .606 | 2 | 1 | 0 | 0 |
| Elmira (1998-99-2000) | 3 | 1 | 3 | .250 | 0 | 0 | 0 | 0 |
| Emmanuel (Mass.) (2004-05) | 2 | 1 | 2 | .333 | 0 | 0 | 0 | 0 |
| Emory (1994-96-97-98-99-2000-01-02-03-04-05) | 11 | 13 | 12 | .520 | 0 | 0 | 0 | 1 |
| Endicott (2004) | 1 | 0 | 1 | .000 | 0 | 0 | 0 | 0 |
| Fontbonne (2000-01-02-03-04-05) | 6 | 1 | 6 | .143 | 0 | 0 | 0 | 0 |
| Frank. & Marsh. (1994-96-97-98-99-2000) | 6 | 3 | 6 | .333 | 0 | 0 | 0 | 0 |
| Frostburg St. (1999-2000-02-03-04) | 5 | 3 | 5 | .375 | 0 | 0 | 0 | 0 |
| Gallaudet (1985-96-99-2003-05) | 5 | 1 | 5 | .167 | 0 | 0 | 0 | 0 |
| Geneseo St. (1996) | 1 | 0 | 1 | .000 | 0 | 0 | 0 | 0 |
| Gettysburg (1991-93-94-95-96-97-98-99-2001-02-03-04-05) | 13 | 11 | 13 | .458 | 0 | 0 | 0 | 0 |
| Gordon (2000-01-02) | 3 | 3 | 3 | .500 | 0 | 0 | 0 | 0 |
| Greensboro (1990) | 1 | 0 | 1 | .000 | 0 | 0 | 0 | 0 |
| Grove City (1981-82-84-85-86) | 5 | 3 | 5 | .375 | 0 | 0 | 0 | 0 |
| Guilford (1993) | 1 | 0 | 1 | .000 | 0 | 0 | 0 | 0 |
| Gust. Adolphus (1983-84-85-86) | 4 | 2 | 4 | .333 | 0 | 0 | 0 | 0 |
| Hiram (2005) | 1 | 0 | 1 | .000 | 0 | 0 | 0 | 0 |
| Hope (1987-97-98-2000) | 4 | 3 | 4 | .429 | 0 | 0 | 0 | 0 |
| Hunter (1999-2000-01-02) | 4 | 0 | 4 | .000 | 0 | 0 | 0 | 0 |
| Illinois Col. (1993) | 1 | 0 | 1 | .000 | 0 | 0 | 0 | 0 |
| Ill. Wesleyan (1991-97-98) | 3 | 0 | 3 | .000 | 0 | 0 | 0 | 0 |
| Ithaca (1982-83-84-85-87-93-94-95-96-97-98-99-2000-01-04-05) | 16 | 18 | 18 | .500 | 0 | 0 | 0 | 2 |
| John Carroll (1993-94-95) | 3 | 5 | 3 | .625 | 0 | 0 | 0 | 0 |
| Johnson & Wales (R.I.) (1999-2000-01-02) | 4 | 0 | 4 | .000 | 0 | 0 | 0 | 0 |
| Juniata (1981-82-83-84-85-86-87-88-89-90-91-92-93-94-95-96-97-98-99-2000-01-02-03-04-05) | 25 | 71 | 32 | .718 | 1 | 5 | 6 | 8 |
| Kalamazoo (1990-91-93-94-95-2002) | 6 | 2 | 6 | .250 | 0 | 0 | 0 | 0 |
| Kean (1994-95-2001) | 3 | 0 | 3 | .000 | 0 | 0 | 0 | 0 |
| Kenyon (1988) | 1 | 0 | 1 | .000 | 0 | 0 | 0 | 0 |
| King's (Pa.) (2000-02) | 2 | 1 | 2 | .333 | 0 | 0 | 0 | 0 |
| La Verne (1982-83-84-85-86-87-88-89-90-91-92-96-97-2000-01-02-03-04-05) | 19 | 43 | 17 | .717 | 2 | 1 | 5 | 0 |
| Lake Forest (1999-2000-01-03) | 4 | 1 | 4 | .200 | 0 | 0 | 0 | 0 |
| Lakeland (2002-03-04-05) | 4 | 0 | 4 | .000 | 0 | 0 | 0 | 0 |
| Linfield (1998-2003-05) | 3 | 1 | 3 | .250 | 0 | 0 | 0 | 0 |
| Lycoming (1997-98-2004) | 3 | 2 | 3 | .400 | 0 | 0 | 0 | 0 |
| Macalester (1982) | 1 | 0 | 1 | .000 | 0 | 0 | 0 | 0 |
| Marian (Wis.) (1999-2000-01) | 3 | 0 | 3 | .000 | 0 | 0 | 0 | 0 |
| Mary Washington (1990-91) | 2 | 1 | 2 | .333 | 0 | 0 | 0 | 0 |
| Maryville (Tenn.) (1981-82-93-2001-02-03-04) | 7 | 0 | 7 | .000 | 0 | 0 | 0 | 0 |
| MIT (1982-83-84-86-88-89-90-94-97-98-2002-05) | 12 | 10 | 13 | .435 | 0 | 1 | 0 | 1 |
| McDaniel (1982-83-84-85-86-89) | 6 | 4 | 6 | .400 | 0 | 0 | 0 | 0 |
| Menlo (1986-87-89-91-92) | 5 | 6 | 6 | .500 | 0 | 0 | 0 | 1 |
| Merchant Marine (1999-2000-01) | 3 | 0 | 3 | .000 | 0 | 0 | 0 | 0 |
| Messiah (1983-85) | 2 | 0 | 2 | .000 | 0 | 0 | 0 | 0 |
| Methodist (1986) | 1 | 0 | 1 | .000 | 0 | 0 | 0 | 0 |
| Middlebury (1998) | 1 | 0 | 1 | .000 | 0 | 0 | 0 | 0 |
| Millikin (1983-85-95-99-2005) | 5 | 1 | 5 | .167 | 0 | 0 | 0 | 0 |
| Moravian (1997-98-99) | 3 | 1 | 3 | .250 | 0 | 0 | 0 | 0 |
| Mount Holyoke (1982-83-84) | 3 | 0 | 3 | .000 | 0 | 0 | 0 | 0 |
| Mount Ida (2004-05) | 2 | 0 | 2 | .000 | 0 | 0 | 0 | 0 |
| Mt. St. Joseph (1998-99-2000-01-02-03-04-05) | 8 | 9 | 8 | .529 | 0 | 0 | 0 | 0 |
| Muskingum (1988-89-92-96-97-98-99-2002) | 8 | 10 | 8 | .556 | 0 | 0 | 1 | 0 |
| Nazareth (1984-85-2000-01-02-03) | 6 | 5 | 6 | .455 | 0 | 0 | 0 | 0 |
| Neb. Wesleyan (1982-89-96-97-98-2001-02-04-05) | 9 | 4 | 9 | .308 | 0 | 0 | 0 | 0 |
| New Jersey City (2005) | 1 | 0 | 1 | .000 | 0 | 0 | 0 | 0 |
| New York U. (1994-98-2002-03-04-05) | 6 | 12 | 7 | .632 | 0 | 1 | 0 | 1 |
| UNC Greensboro (1982-83-84) | 3 | 1 | 3 | .250 | 0 | 0 | 0 | 0 |
| Notre Dame (Md.) (2004-05) | 2 | 0 | 2 | .000 | 0 | 0 | 0 | 0 |

| Team (Years Participated) | Yrs. | Won | Lost | Pct. | 1st | 2nd | 3rd | 4th |
|---|---|---|---|---|---|---|---|---|
| Occidental (1981-82-83-84-93-94-95) | 7 | 5 | 7 | .417 | 0 | 0 | 1 | 0 |
| Ohio Northern (1982-83-84-85-86-87-88-89-90-91-93-94-95-96-97-98-2000-01-02-03-04-05) | 22 | 27 | 22 | .551 | 0 | 1 | 0 | 0 |
| Oneonta St. (2002) | 1 | 1 | 1 | .500 | 0 | 0 | 0 | 0 |
| Oswego St. (1994) | 1 | 0 | 1 | .000 | 0 | 0 | 0 | 0 |
| Pacific Lutheran (1999-2004) | 2 | 2 | 2 | .500 | 0 | 0 | 0 | 0 |
| Penn St-Behrend (2005) | 1 | 0 | 1 | .000 | 0 | 0 | 0 | 0 |
| Plymouth St. (2004) | 1 | 0 | 1 | .000 | 0 | 0 | 0 | 0 |
| Pomona-Pitzer (1987-88-90-93-96-97) | 6 | 2 | 6 | .250 | 0 | 0 | 0 | 0 |
| Puget Sound (2000-02-05) | 3 | 3 | 3 | .500 | 0 | 0 | 0 | 0 |
| Redlands (1993) | 1 | 0 | 1 | .000 | 0 | 0 | 0 | 0 |
| Richard Stockton (1999-2000) | 2 | 1 | 2 | .333 | 0 | 0 | 0 | 0 |
| Rivier (2003) | 1 | 0 | 1 | .000 | 0 | 0 | 0 | 0 |
| Rochester (1986-88-93-95-97) | 5 | 3 | 5 | .375 | 0 | 0 | 0 | 0 |
| Rochester Inst. (1989-90-91-92-93-96-97-98-99) | 9 | 9 | 9 | .500 | 0 | 0 | 1 | 0 |
| Rockford (2003) | 1 | 0 | 1 | .000 | 0 | 0 | 0 | 0 |
| Rowan (1985-2002-04) | 3 | 1 | 3 | .250 | 0 | 0 | 0 | 0 |
| Rutgers-Newark (2003) | 1 | 0 | 1 | .000 | 0 | 0 | 0 | 0 |
| St. Andrews (1985) | 1 | 0 | 1 | .000 | 0 | 0 | 0 | 0 |
| St. Benedict (1986-87-88-89-90-91-92-93-94-97-98-2005) | 12 | 11 | 12 | .478 | 0 | 0 | 1 | 0 |
| St. Catherine (1982-83-84) | 3 | 2 | 3 | .400 | 0 | 0 | 0 | 0 |
| St. John Fisher (1997-98) | 2 | 1 | 2 | .333 | 0 | 0 | 0 | 0 |
| St. Joseph's (L.I.) (2002-03) | 2 | 0 | 2 | .000 | 0 | 0 | 0 | 0 |
| St. Mary's (Minn.) (2000) | 1 | 1 | 1 | .500 | 0 | 0 | 0 | 0 |
| St. Norbert (1993-2002-04-05) | 4 | 2 | 4 | .333 | 0 | 0 | 0 | 0 |
| St. Olaf (1993-94-95-96-97-98-2000-02) | 8 | 10 | 8 | .556 | 0 | 0 | 1 | 0 |
| St. Thomas (Minn.) (1987-88-89-90-91-92-2005) | 7 | 7 | 7 | .500 | 0 | 0 | 0 | 0 |
| Salisbury (1998-2000-04) | 3 | 0 | 3 | .000 | 0 | 0 | 0 | 0 |
| SCAD (1996-97-98-99-2000-02) | 6 | 4 | 6 | .400 | 0 | 0 | 0 | 0 |
| Scranton (1999-2001-03-05) | 4 | 1 | 4 | .200 | 0 | 0 | 0 | 0 |
| Simpson (1990-91-94-97) | 4 | 3 | 4 | .429 | 0 | 0 | 0 | 0 |
| Skidmore (1999-2000-01-03) | 4 | 2 | 4 | .333 | 0 | 0 | 0 | 0 |
| Smith (1981-88-2005) | 3 | 0 | 3 | .000 | 0 | 0 | 0 | 0 |
| Sonoma St. (1981-82) | 2 | 3 | 2 | .600 | 0 | 0 | 1 | 0 |
| Southwestern (Tex.) (1995-97-98-2005) | 4 | 2 | 4 | .333 | 0 | 0 | 0 | 0 |
| Springfield (1995-96-97-2003-04) | 5 | 6 | 5 | .545 | 0 | 0 | 0 | 0 |
| Stevens Institute (2004-05) | 2 | 1 | 2 | .333 | 0 | 0 | 0 | 0 |
| Stony Brook (1990-91-92-93-94) | 5 | 9 | 5 | .643 | 0 | 0 | 1 | 0 |
| Texas Lutheran (2004) | 1 | 2 | 1 | .667 | 0 | 0 | 0 | 0 |
| Thomas More (1991-92-93-94-95-97-99-2003) | 8 | 5 | 8 | .385 | 0 | 0 | 0 | 0 |
| Trinity (Tex.) (1992-93-94-95-96-97-98-99-2000-01-02-03-04-05) | 14 | 19 | 14 | .576 | 0 | 1 | 1 | 0 |
| Tufts (1996-2006) | 2 | 2 | 2 | .500 | 0 | 0 | 0 | 0 |
| Union (N.Y.) (2002) | 1 | 0 | 1 | .000 | 0 | 0 | 0 | 0 |
| Upsala (1992) | 1 | 0 | 1 | .000 | 0 | 0 | 0 | 0 |
| Vassar (2001-02-03-05) | 4 | 2 | 4 | .333 | 0 | 0 | 0 | 0 |
| Wartburg (1997-98-2001-02-03) | 5 | 4 | 5 | .444 | 0 | 0 | 0 | 0 |
| Wash. & Lee (1999-2001-02-03-04-05) | 6 | 4 | 6 | .400 | 0 | 0 | 0 | 0 |
| Washington-St. Louis (1987-88-89-90-91-92-93-94-95-96-97-98-99-2000-01-02-03-04-05) | 19 | 66 | 12 | .846 | 8 | 3 | 1 | 1 |
| Wellesley (1991-97-98-99-2000-01-02) | 7 | 13 | 8 | .619 | 0 | 0 | 1 | 1 |
| Wesleyan (Conn.) (2001) | 1 | 1 | 1 | .500 | 0 | 0 | 0 | 0 |
| Western Conn. St. (1999-2000-01-02-03) | 5 | 3 | 5 | .375 | 0 | 0 | 0 | 0 |
| Westminster (Mo.) (1999) | 1 | 0 | 1 | .000 | 0 | 0 | 0 | 0 |
| Wheaton (Ill.) (1987-89) | 2 | 0 | 2 | .000 | 0 | 0 | 0 | 0 |
| Wheaton (Mass.) (1997) | 1 | 2 | 1 | .667 | 0 | 0 | 0 | 0 |
| Whitworth (2001-02-05) | 3 | 3 | 3 | .500 | 0 | 0 | 0 | 0 |
| Willamette (1998) | 1 | 0 | 1 | .000 | 0 | 0 | 0 | 0 |
| Williams (1994-95-98-2001-02-03-04) | 7 | 9 | 7 | .563 | 0 | 0 | 0 | 0 |
| Wis.-Eau Claire (1987-88-89-93-94-96-97-2005) | 8 | 7 | 8 | .467 | 0 | 0 | 0 | 0 |
| Wis.-La Crosse (1982-83-84-85-86-92-97-98-2003-04) | 10 | 16 | 11 | .593 | 0 | 0 | 1 | 1 |
| Wis.-Oshkosh (1990-91-93-94-95-96-97-2000-01-05) | 10 | 17 | 12 | .586 | 0 | 1 | 0 | 2 |
| Wis.-Platteville (1983-92-97-2005) | 4 | 2 | 4 | .333 | 0 | 0 | 0 | 0 |
| Wis.-River Falls (1995-96-98-99-2000-03) | 6 | 2 | 6 | .250 | 0 | 0 | 0 | 0 |
| Wis.-Stevens Point (1981-84-85) | 3 | 1 | 3 | .250 | 0 | 0 | 0 | 0 |
| Wis.-Stout (1994-98-2004) | 3 | 2 | 3 | .400 | 0 | 0 | 0 | 0 |
| Wis.-Whitewater (1986-87-88-89-92-93-94-95-96-97-98-99-2000-01-02-03-04-05) | 18 | 35 | 17 | .673 | 2 | 2 | 1 | 1 |
| Wittenberg (1993-96-97-98-99-2000-01-02-03-04-05) | 11 | 13 | 11 | .542 | 0 | 0 | 1 | 0 |
| Wooster (1984) | 1 | 0 | 1 | .000 | 0 | 0 | 0 | 0 |
| York (Pa.) (1997) | 1 | 0 | 1 | .000 | 0 | 0 | 0 | 0 |

## All-Time Results

**1981 First Round:** Occidental def. Maryville (Tenn.), 15-2, 15-7, 15-6; Benedictine (Ill.) def. Grove City, 15-4, 15-11, 15-6. **Second Round:** UC San Diego def. Smith, 15-4, 15-3, 15-4; Occidental def. Wis.-Stevens Point, 13-15, 15-3, 11-15, 15-7, 15-10; Benedictine (Ill.) def. Sonoma St., 15-11, 16-18, 15-8, 15-10; Juniata def. Cal St. Stanislaus, 15-12, 15-12, 15-12. **Semifinals:** UC San Diego def. Occidental, 15-7, 7-15, 15-4, 15-3; Juniata def. Benedictine (Ill.), 15-11, 17-15, 11-15, 10-15, 15-13. **Third Place:** Occidental def. Benedictine (Ill.), 15-11, 15-9, 15-9. **Championship:** UC San Diego def. Juniata, 12-15, 15-5, 15-7, 15-17, 15-1.

**1982 First Round:** Elmhurst def. Benedictine (Ill.), 15-9, 15-8, 4-15, 15-10; Occidental def. Cal St. Stanislaus, 15-11, 9-15, 15-5, 15-13; MIT def. Albany (N.Y.), 15-9, 15-2, 15-10; Ohio Northern def. UNC Greensboro, 15-13, 15-2, 15-3; St. Catherine def. Augsburg, 15-11, 16-14, 15-13; Wis.-La Crosse def. Neb. Wesleyan, 15-4, 15-4, 15-9; Grove City def. Mount Holyoke, 10-15, 15-9, 15-11, 15-3; East. Mennonite def. Maryville (Tenn.), 15-10, 8-15, 15-7, 15-11. **Second Round:** La Verne def. Elmhurst, 15-12, 15-11, 15-3; Occidental def. Eastern Conn. St., 15-4, 8-15, 15-7, 15-10; La Verne def. Occidental, 15-4, 15-13, 15-1; MIT def. McDaniel, 15-8, 15-7, 15-11; Sonoma St. def. Ohio Northern, 15-12, 9-15, 15-7, 14-16, 15-6; Sonoma St. def. MIT, 15-5, 6-15, 15-5, 15-9; UC San Diego def. St. Catherine, 15-4, 15-7, 15-10; Wis.-La Crosse def. Ithaca, 15-9, 16-14, 15-2; UC San Diego def. Wis.-La Crosse, 15-9, 15-6, 15-9; Grove City def. Macalester, 15-7, 15-12, 15-11; Juniata def. East. Mennonite, 15-2, 15-13, 15-11; Juniata def. Grove City, 11-15, 15-8, 15-9, 10-15, 15-7. **Semifinals:** La Verne def. Sonoma St., 15-6, 10-15, 15-12, 15-10; UC San Diego def. Juniata, 15-3, 15-3, 15-6. **Third Place:** Sonoma St. def. Juniata, 15-8, 15-6, 10-15, 13-15, 15-7. **Championship:** La Verne def. UC San Diego, 12-15, 16-14, 15-8, 15-9.

**1983 First Round:** McDaniel def. UNC Greensboro, 13-15, 17-15, 16-14, 15-8; Brooklyn def. Messiah, 15-11, 15-10, 15-10; Brockport St. def. Albany (N.Y.), 12-15, 15-1, 15-8, 6-15, 15-12; Eastern Conn. St. def. Mount Holyoke, 15-6, 16-14, 15-6; La Verne def. Colorado Col., 17-15, 15-8, 15-10; Baldwin-Wallace def. Millikin, 12-15, 15-5, 15-13, 15-11; Wis.-La Crosse def. Wis.-Platteville, 15-7, 15-2, 15-5; Benedictine (Ill.) def. Gust. Adolphus, 15-13, 15-5, 15-10. **Second Round:** UC San Diego def. McDaniel, 15-7, 15-8, 15-3; Juniata def. Brooklyn, 15-4, 15-10, 13-15, 15-3; UC San Diego def. Juniata, 15-4, 15-4, 15-2; Ithaca def. Brockport St., 2-15, 15-13, 15-3, 15-1; MIT def. Eastern Conn. St., 15-6, 15-9, 15-9; MIT def. Ithaca, 12-15, 15-9, 15-8, 15-8; La Verne def. Occidental, 15-9, 15-10, 15-7; Ohio Northern def. Baldwin-Wallace, 6-15, 15-12, 12-15, 15-12, 15-11; La Verne def. Ohio Northern, 15-11, 15-4, 15-13; Wis.-La Crosse def. St. Catherine, 15-12, 13-15, 15-12, 15-12; Elmhurst def. Benedictine (Ill.), 15-7, 13-15, 15-3, 15-13; Elmhurst def. Wis.-La Crosse, 15-9, 15-13, 12-15, 16-14. **Semifinals:** UC San Diego def. MIT, 15-1, 15-7, 16-18, 15-4; Elmhurst def. La Verne, 5-15, 15-2, 15-9, 15-10. **Third Place:** La Verne def. MIT, 15-7, 15-5, 11-15, 15-5. **Championship:** Elmhurst def. UC San Diego, 15-10, 15-11, 9-15, 15-13.

**1984 First Round:** Grove City def. Wooster, 4-15, 15-7, 15-9, 15-8; Juniata def. Grove City, 10-15, 15-6, 15-3, 15-5; Eastern Conn. St. def. Mount Holyoke, 15-6, 15-5, 15-8; MIT def. Eastern Conn. St., 15-9, 17-15, 15-4; Calvin def. Alma, 15-9, 15-10, 15-9; Calvin def. Ohio Northern, 7-15, 15-11, 15-17, 15-12, 16-14; Brooklyn def. McDaniel 13-15, 15-9, 15-11, 15-10; UNC Greensboro def. Brooklyn, 4-15, 16-14, 15-9, 15-10; Wis.-Stevens Point def. Occidental, 12-15, 15-5, 15-10, 15-8; La Verne def. Wis.-Stevens Point, 15-6, 15-11, 15-5; Albany (N.Y.) def. Nazareth, 15-13, 15-8, 9-15, 15-5; Ithaca def. Albany (N.Y.), 15-13, 15-5, 15-9; Elmhurst def. Benedictine (Ill.), 15-11, 6-15, 15-13, 15-8; UC San Diego def. Elmhurst, 15-4, 15-6, 15-10; St. Catherine def. Wis.-La Crosse, 16-14, 9-15, 15-13, 15-7; Gust. Adolphus def. St. Catherine, 15-9, 17-15, 9-15, 11-15, 15-7. **Second Round:** MIT def. Juniata, 15-8, 15-8, 5-15, 12-15, 15-11; Calvin def. UNC Greensboro, 15-6, 15-17, 16-14, 15-8; La Verne def. Ithaca, 15-3, 15-4, 17-15; UC San Diego def. Gust. Adolphus, 15-6, 15-7, 15-3. **Semifinals:** MIT def. Calvin, 15-13, 15-10, 13-15, 15-10; UC San Diego def. La Verne, 15-11, 9-15, 15-10, 15-12. **Third Place:** La Verne def. Calvin, 15-8, 15-5, 15-6. **Championship:** UC San Diego def. MIT, 15-7, 15-12, 15-9.

**1985 First Round:** Cortland St. def. Ithaca, 2-15, 15-5, 15-9, 15-9; Cortland St. def. Nazareth, 15-9, 15-11, 15-8; Juniata def. Messiah, 15-3, 15-4, 15-6; Juniata def. Grove City, 15-9, 15-10, 9-15, 15-10; Calvin def. Wis.-Stevens Point, 15-13, 14-16, 14-16, 15-12, 15-6; Elmhurst def. Calvin, 15-11, 15-6, 16-14; Ohio Northern def. Millikin, 15-7, 15-12, 8-15, 5-15, 15-9; Benedictine (Ill.) def. Ohio Northern, 15-2, 15-11, 15-2; Wis.-La Crosse def. Carleton, 13-15, 16-14, 15-12, 15-4; Wis.-La Crosse def. Gust. Adolphus, 15-11, 15-9, 4-15, 15-13; McDaniel def. Rowan, 15-8, 15-9, 15-11; McDaniel def. Gallaudet, 6-15, 15-9, 15-10, 15-12; La Verne def. Claremont-M-S, 15-9, 15-7, 15-8; La Verne def. UC San Diego, 15-5, 16-14, 15-11; Eastern Conn. St. def. St. Andrews, 11-15, 15-13, 15-2, 15-12; Colorado Col. def. Eastern Conn. St., 15-1, 15-3, 4-15, 15-9. **Second Round:** Juniata def. Cortland St., 16-14, 15-6, 7-15, 15-11; Elmhurst def. Benedictine (Ill.), 15-10, 18-16, 11-15, 15-9; Wis.-La Crosse def. McDaniel, 15-5, 15-7, 15-6; La Verne def. Colorado Col., 15-9, 15-8, 15-9. **Semifinals:** Elmhurst def. Juniata, 15-9, 15-10, 15-11; La Verne def. Wis.-La Crosse, 11-15, 15-8, 15-9, 15-8. **Third Place:** Juniata def. Wis.-La Crosse, 16-14, 15-5, 15-7. **Championship:** Elmhurst def. La Verne, 15-9, 15-11, 15-8.

**1986 First Round:** La Verne def. Cal St. San B'dino, 12-15, 15-5, 15-6, 15-4; Colorado Col. def. Methodist, 15-6, 15-8, 15-11; UC San Diego def. La Verne, 15-3, 15-11, 11-15, 11-15, 15-11; Menlo def. Colorado Col., 8-15, 15-9, 3-15, 15-4, 16-14; Eastern Conn. St. def. Elizabethtown, 15-17, 15-7, 15-5, 10-15, 15-9; Cortland St. def. Grove City, 10-15, 11-15, 15-10, 15-10, 15-6; Albany (N.Y.) def. Eastern Conn. St., 15-6, 15-13, 14-16, 15-9; Juniata def. Cortland St., 15-4, 15-7, 15-7; Benedictine (Ill.) def. Wis.-Whitewater, 14-16, 15-11, 15-6, 15-5; Gust. Adolphus def. St. Benedict, 15-10, 15-4, 15-6; Wis.-La Crosse def. Benedictine (Ill.), 15-11, 15-5, 14-16, 15-7; Elmhurst def. Gust. Adolphus, 15-10, 15-7, 16-14; MIT def. Rochester, 15-9, 14-16, 14-16, 15-7, 15-9; Buffalo def. McDaniel, 15-9, 4-15, 15-6, 15-6; Ohio Northern def. MIT, 15-5, 15-6, 15-13; Calvin def. Buffalo, 15-4, 15-11, 15-13. **Second Round:** UC San Diego def. Menlo, 8-15, 15-13, 15-8, 15-7; Juniata def. Albany (N.Y.), 15-13, 15-12, 15-6; Wis.-La Crosse def. Elmhurst, 5-15, 15-10, 6-15, 15-12, 15-9; Calvin def. Ohio Northern, 6-15, 15-8, 15-6, 15-7. **Semifinals:** UC San Diego def. Juniata, 15-10, 16-14, 15-1; Calvin def. Wis.-La Crosse, 15-10, 15-9, 7-15, 15-11. **Third Place:** Wis.-La Crosse def. Juniata, 12-15, 15-12, 15-4, 15-11. **Championship:** UC San Diego def. Calvin, 15-4, 10-15, 3-15, 15-3, 15-5.

**1987 First Round:** Menlo def. Pomona-Pitzer, 15-10, 6-15, 12-15, 15-11, 15-4; Cal St. San B'dino def. La Verne, 6-15, 15-3, 18-16, 15-9; UC San Diego def. Menlo, 15-11, 15-12, 15-3; Cal St. San B'dino def. Colorado Col., 14-16, 15-3, 15-8, 8-15, 15-8; Hope def. Buffalo, 15-5, 12-15, 15-3, 15-11; Ohio Northern def. Allegheny, 15-13, 15-3, 14-16, 15-9; Benedictine (Ill.) def. Hope, 8-15, 15-8, 15-11, 12-15, 15-12; Washington-St. Louis def. Ohio Northern, 7-15, 15-12, 6-15, 16-14, 15-7; Wis.-Whitewater def. St. Thomas (Minn.), 15-8, 18-16, 9-15, 15-7; St. Benedict def. Wheaton (Ill.), 15-10, 6-15, 7-15, 16-14, 15-10; Wis.-Whitewater def. Wis.-Eau Claire, 15-8, 9-15, 15-6, 9-15, 15-8; Elmhurst def. St. Benedict, 15-10, 15-8, 13-15, 15-10; Cortland St. def. Ithaca, 16-14, 7-15, 15-10, 15-10; Eastern Conn. St. def. East. Mennonite, 10-15, 11-15, 15-8, 15-6, 15-9; Cortland St. def. Albany (N.Y.), 15-10, 6-15, 15-7, 15-12; Juniata def. Eastern Conn. St., 15-10, 15-6, 15-9. **Second Round:** UC San Diego def. Cal St. San B'dino, 15-7, 15-11, 15-11; Benedictine (Ill.) def. Washington-St. Louis, 15-10, 15-4, 15-6; Elmhurst def. Wis.-Whitewater, 14-16, 15-5, 15-2, 15-4; Juniata def. Cortland St., 15-1, 12-15, 15-10, 15-4. **Semifinals:** UC San Diego def. Benedictine (Ill.), 15-17, 15-13, 15-11, 15-9; Elmhurst def. Juniata, 13-15, 15-4, 15-9, 15-2. **Third Place:** Benedictine (Ill.) def. Juniata, 14-16, 8-15, 15-11, 15-10, 15-4. **Championship:** UC San Diego def. Elmhurst, 16-14, 16-14, 15-10.

**1988 First Round:** Pomona-Pitzer def. MIT, 15-1, 15-4, 15-13; La Verne def. Cal St. San B'dino, 15-5, 15-8, 14-16, 15-13; UC San Diego def. Pomona-Pitzer, 15-6, 15-3, 15-9; La Verne def. Colorado Col., 6-15, 15-2, 12-15, 15-13, 15-12; Juniata def. Smith, 15-8, 15-8, 15-8; Cortland St. def. Rochester, 15-5, 17-15, 16-18, 15-7; Juniata def. Allegheny, 15-11, 15-3, 15-7; Cortland St. def. Albany (N.Y.), 10-15, 15-8, 15-6, 15-10; Ohio Northern def. Calvin, 15-8, 15-13, 11-15, 12-15, 15-5; Muskingum def. Bridgewater (Va.), 15-7, 16-14, 15-0; Ohio Northern def. Kenyon, 15-6, 5-15, 15-13, 9-15, 15-11; Benedictine (Ill.) def. Muskingum, 15-7, 15-8, 15-7; St. Benedict def. Wis.-Eau Claire, 15-4, 15-8, 16-14; St. Thomas (Minn.) def. Elmhurst, 4-15, 15-13, 15-10, 15-5; Washington-St. Louis def. St. Benedict, 8-15, 14-16, 15-12, 15-9, 15-11; Wis.-Whitewater def. St. Thomas (Minn.), 15-10, 15-9, 7-15, 16-18, 15-12. **Quarterfinals:** UC San Diego def. La Verne, 15-0, 15-5, 12-15, 15-6; Juniata def. Cortland St., 13-15, 15-1, 15-3, 15-11; Benedictine (Ill.) def. Ohio Northern, 15-5, 15-5, 3-15, 15-0; Wis.-Whitewater def. Washington-St. Louis, 15-11, 15-11, 14-16, 6-15, 15-10. **Semifinals:** UC San Diego def. Juniata, 12-15, 13-15, 15-7, 15-7, 15-5; Benedictine (Ill.) def. Wis.-Whitewater, 17-15, 4-15, 15-8, 15-10. **Third Place:** Juniata def. Wis.-Whitewater, 15-13, 12-15, 5-15, 15-8, 18-16. **Championship:** UC San Diego def. Benedictine (Ill.), 14-16, 15-6, 6-15, 15-10, 15-2.

**1989 First Round:** Menlo def. Cal St. San B'dino, 15-6, 15-9, 15-10; Colorado Col. def. Eastern Conn. St., 15-8, 15-5, 15-10; Menlo def. UC San Diego, 15-6, 15-6, 10-15, 7-15, 15-11; La Verne def. Colorado Col., 6-15, 15-13, 2-15, 15-13, 15-8; Muskingum def. Wheaton (Ill.), 15-5, 15-10, 15-4; Calvin def. MIT, 15-6, 15-8, 15-7; Muskingum def. Benedictine (Ill.), 9-15, 17-15, 15-10, 3-15, 15-10; Ohio Northern def. Calvin, 15-4, 8-15, 15-7, 15-12; Wis.-Whitewater def. St. Thomas (Minn.), 15-6, 15-13, 4-15, 10-15, 15-10; Wis.-Eau Claire def. Neb. Wesleyan, 15-9, 15-5, 15-10; St. Benedict def. Wis.-Whitewater, 12-15, 16-14, 15-2, 7-15, 15-10; Washington-St. Louis def. Wis.-Eau Claire, 7-15, 15-8, 15-13, 15-3; McDaniel def. Brockport St., 13-15, 13-15, 15-1, 15-4, 15-4; Bridgewater (Va.) def. Rochester Inst., 15-3, 9-15, 15-11, 15-4; Cortland St. def. McDaniel, 16-14, 10-15, 15-11, 15-13; Juniata def. Bridgewater (Va.), 15-7, 15-12, 11-15, 15-7. **Quarterfinals:** Menlo def. La Verne, 15-10, 15-12, 15-6; Ohio Northern def. Muskingum, 15-6, 15-4, 15-8; Washington-St. Louis def. St. Benedict, 15-12, 15-10, 15-9; Juniata def. Cortland St., 15-12, 15-6, 15-8. **Semifinals:** Ohio Northern def. Menlo, 15-9, 15-11, 6-15, 15-12; Washington-St. Louis def. Juniata, 15-10, 15-5, 15-13. **Third Place:** Juniata def. Menlo, 15-12, 15-8, 13-15, 15-6. **Championship:** Washington-St. Louis def. Ohio Northern, 15-10, 15-9, 15-11.

**1990 First Round:** Calvin def. Allegheny, 13-15, 15-7, 15-6, 16-14; Ohio Northern def. MIT, 15-4, 15-5, 15-12; Washington-St. Louis def. Calvin, 15-11, 15-13, 15-7; Kalamazoo def. Ohio Northern, 16-14, 15-8, 15-12; Cortland St. def. Mary Washington, 15-2, 15-10, 15-12; Brockport St. def. Rochester Inst., 15-10, 16-18, 15-8, 5-15, 15-11; Juniata def. Cortland St., 18-16, 15-6, 15-13; Stony Brook def. Brockport St., 11-15, 15-9, 18-16, 15-6; Wis.-Oshkosh def. Carthage, 13-15, 15-11, 3-15, 16-14, 15-11; Simpson def. Benedictine (Ill.), 15-3, 8-15, 15-8, 15-8; St. Thomas (Minn.) def. Wis.-Oshkosh, 8-15, 15-6, 15-13, 16-14; St. Benedict def. Simpson, 6-15, 15-6, 15-8, 15-7; La Verne def. Cal St. San B'dino, 8-15, 15-9, 15-13, 15-13; Colorado Col. def. Greensboro, 15-3, 15-7, 15-13; Pomona-Pitzer def. La Verne, 15-5, 11-15, 15-7, 6-15, 15-10; UC San Diego def. Colorado Col., 15-12, 15-7, 15-13. **Quarterfinals:** Washington-St. Louis def. Kalamazoo, 15-1, 15-8, 15-5; Juniata def. Stony Brook, 15-9, 15-8, 11-15, 15-12; St. Benedict def. St. Thomas (Minn.), 15-13, 15-9, 5-15, 15-4; UC San Diego def. Pomona-Pitzer, 15-6, 15-6, 15-12. **Semifinals:** Washington-St. Louis def. Juniata, 15-4, 15-12, 14-16, 15-5; UC San Diego def. St. Benedict, 15-6, 15-6, 15-9. **Third Place:** St. Benedict def. Juniata, 15-3, 15-11, 15-8. **Championship:** UC San Diego def. Washington-St. Louis, 15-4, 13-15, 9-15, 15-8, 15-6.

**1991 Regionals:** Cortland St. def. Brockport St., 15-8, 15-7, 15-12; Stony Brook def. Wellesley, 10-15, 15-12, 15-13, 15-5; UC San Diego def. Cortland St., 15-7, 15-7, 15-13; Stony Brook def. Rochester Inst., 15-8, 8-15, 15-1, 7-15, 15-12; Ohio Northern def. Gettysburg, 15-11, 15-9, 15-5; Mary Washington def. Allegheny, 15-5, 15-11, 15-8; Juniata def. Ohio Northern, 15-8, 15-9, 15-12; St. Benedict def. Mary Washington, 15-7, 15-5, 16-14; Benedictine (Ill.) def. Ill. Wesleyan, 17-16, 15-9, 17-16; Wis.-Oshkosh def. Calvin, 15-9, 15-9, 15-13; Benedictine (Ill.) def. La Verne, 15-8, 15-12, 5-15, 15-7; Wis.-Oshkosh def. Kalamazoo, 8-15, 16-14, 15-11, 9-15, 16-14; St. Thomas (Minn.) def. Menlo, 11-15, 15-9, 8-15, 15-6, 19-17; Simpson def. DePauw, 14-16, 15-8, 15-9, 9-15, 15-10; St. Thomas (Minn.) def. Thomas More, 15-7, 15-7, 10-15, 15-13; Washington-St. Louis def. Simpson, 15-3, 15-8, 15-7. **Quarterfinals:** UC San Diego def. Stony Brook, 15-10, 15-2, 15-9; Juniata def. St. Benedict, 14-16, 15-11, 15-6, 15-7; Wis.-Oshkosh def. Benedictine (Ill.), 15-11, 15-10, 12-15, 15-6; Washington-St. Louis def. St. Thomas (Minn.), 15-6, 15-8, 15-7. **Semifinals:** UC San Diego def. Juniata, 15-6, 15-7, 15-7; Washington-St. Louis def. Wis.-Oshkosh, 15-17, 15-12, 15-1, 15-7. **Third Place:** Juniata def. Wis.-Oshkosh, 15-4, 15-5, 13-15, 15-10. **Championship:** Washington-St. Louis def. UC San Diego, 14-16, 15-6, 9-15, 15-13, 15-8.

**1992 Regionals:** Wis.-La Crosse def. Wis.-Whitewater, 8-15, 15-9, 15-12, 11-15, 15-9; Wis.-Platteville def. St. Benedict, 15-5, 15-12, 11-15, 15-11; Washington-St. Louis def. Wis.-La Crosse, 15-6, 11-15, 15-2, 15-1; St. Thomas (Minn.) def. Wis.-Platteville, 15-11, 8-15, 15-9, 9-15, 23-21; Baldwin-Wallace def. Muskingum, 15-6, 3-15, 15-12, 15-10; Benedictine (Ill.) def. Elmhurst, 15-13, 6-15, 15-7, 15-7; Calvin def. Baldwin-Wallace, 15-10, 15-2, 15-2; Thomas More def. Benedictine (Ill.), 15-4, 15-8, 15-10; La Verne def. Claremont-M-S, 9-15, 15-2, 15-9, 7-15, 15-7; Trinity (Tex.) def. Colorado Col., 16-14, 15-11, 14-16, 14-16, 15-12; UC San Diego def. La Verne,

15-13, 3-15, 15-8, 15-7; Menlo def. Trinity (Tex.), 15-4, 2-15, 15-12, 15-10; Rochester Inst. def. Cortland St., 15-4, 15-10, 15-9; Brockport St. def. Upsala, 15-6, 17-15, 7-15, 15-4; Stony Brook def. Rochester Inst., 15-5, 13-15, 15-9, 15-3; Juniata def. Brockport St., 15-12, 15-12, 15-4. **Quarterfinals:** Washington-St. Louis def. St. Thomas (Minn.), 15-8, 7-15, 15-11, 15-8; Calvin def. Thomas More, 16-14, 15-12, 8-15, 15-12; UC San Diego def. Menlo, 15-8, 15-13, 15-3; Stony Brook def. Juniata, 15-4, 15-2, 15-13. **Semifinals:** Washington-St. Louis def. Calvin, 15-9, 15-8, 13-15, 15-5; UC San Diego def. Stony Brook, 15-13, 15-3, 6-15, 9-15, 15-12. **Third Place:** Stony Brook def. Calvin, 11-15, 15-11, 9-15, 15-6, 15-8. **Championship:** Washington-St. Louis def. UC San Diego, 15-11, 15-9, 15-6.

**1993 First Round:** Washington-St. Louis def. Illinois Col., 15-11, 15-9, 15-10; Wis.-Eau Claire def. Wis.-Oshkosh, 9-15, 1-15, 15-9, 15-10, 15-7; Benedictine (Ill.) def. Kalamazoo, 8-15, 15-3, 15-13, 15-10; St. Norbert def. Wis.-Whitewater, 8-15, 15-11, 7-15, 15-12, 15-13; Rochester def. Ithaca, 15-8, 15-5, 15-10; Stony Brook def. Cortland St., 15-5, 10-15, 13-15, 15-7, 15-11; Bates def. Eastern Conn. St., 15-5, 14-16, 15-12, 15-5; Rochester Inst. def. Brockport St., 9-15, 15-10, 15-9, 13-15, 19-17; Juniata def. Gettysburg, 15-7, 15-6, 15-5; John Carroll def. Guilford, 15-4, 15-5, 15-6; Ohio Northern def. Wittenberg, 15-11, 4-15, 10-15, 15-13, 15-6; Thomas More def. Maryville (Tenn.), 15-3, 15-6, 15-5; Claremont-M-S def. Redlands, 15-6, 15-9, 2-15, 15-12; Trinity (Tex.) def. Occidental, 15-8, 15-4, 15-3; St. Benedict def. St. Olaf, 12-15, 9-15, 15-12, 15-11, 15-9; UC San Diego def. Pomona-Pitzer, 15-4, 15-8, 16-14. **Regionals:** Washington-St. Louis def. Wis.-Eau Claire, 15-3, 15-10, 11-15, 17-15; Benedictine (Ill.) def. St. Norbert, 4-15, 18-16, 15-12, 15-7; Washington-St. Louis def. Benedictine (Ill.), 15-4, 15-6, 15-9; Rochester def. Stony Brook, 15-11, 15-11, 9-15, 13-15, 15-7; Rochester Inst. def. Bates, 15-6, 15-8, 15-5; Rochester Inst. def. Rochester, 15-13, 15-4, 10-15, 16-14; Juniata def. John Carroll, 15-8, 15-5, 15-13; Thomas More def. Ohio Northern, 13-15, 15-4, 15-13, 15-12; Juniata def. Thomas More, 15-13, 15-2, 15-7; Claremont-M-S def. Trinity (Tex.), 14-16, 15-11, 9-15, 15-10, 15-13; UC San Diego def. St. Benedict, 15-11, 15-11, 15-3; UC San Diego def. Claremont-M-S, 15-6, 8-15, 15-9, 15-6. **Semifinals:** Washington-St. Louis def. Rochester Inst., 15-7, 12-15, 15-7, 15-7; Juniata def. UC San Diego, 7-15, 15-9, 15-11, 15-9. **Third Place:** Rochester Inst. def. UC San Diego, 15-3, 15-9, 6-15, 13-15, 15-8. **Championship:** Washington-St. Louis def. Juniata, 15-9, 15-11, 15-11.

**1994 Regionals:** Washington-St. Louis def. Emory, 15-7, 15-4, 15-3; Trinity (Tex.) def. Thomas More, 9-15, 15-11, 3-15, 15-6, 15-8; Washington-St. Louis def. Trinity (Tex.), 15-3, 15-10, 15-6; Cal Lutheran def. Occidental, 5-15, 15-9, 14-16, 15-9, 15-9; UC San Diego def. Chapman, 15-1, 15-5, 15-6; UC San Diego def. Cal Lutheran, 15-6, 11-15, 15-10, 15-5; Stony Brook def. Williams, 15-12, 15-9, 15-2; Eastern Conn. St. def. MIT, 15-7, 15-11, 2-15, 15-11; Stony Brook def. Eastern Conn. St., 15-12, 15-6, 15-4; Brockport St. def. Oswego St., 15-8, 13-15, 15-5, 15-12; Ithaca def. New York U., 15-7, 15-11, 15-1; Ithaca def. Brockport St., 15-12, 15-6, 15-6; Juniata def. Kean, 15-2, 15-3, 15-3; Gettysburg def. Frank. & Marsh., 7-15, 15-7, 15-7, 15-11; Juniata def. Gettysburg, 15-2, 15-9, 15-8; John Carroll def. Bluffton, 11-15, 15-8, 19-17, 15-8; Ohio Northern def. Kalamazoo, 4-15, 15-8, 13-15, 15-13, 15-10; John Carroll def. Ohio Northern, 16-14, 17-15, 15-12; Wis.-Oshkosh def. Wis.-Stout, 15-9, 14-16, 15-13, 15-9; Wis.-Eau Claire def. Wis.-Whitewater, 14-16, 15-3, 15-5, 4-15, 15-12; Wis.-Oshkosh def. Wis.-Eau Claire, 16-14, 15-10, 15-6; St. Benedict def. Simpson, 15-10, 5-15, 15-7, 9-15, 16-14; St. Olaf def. Dubuque, 15-8, 15-9, 17-15; St. Olaf def. St. Benedict, 15-6, 15-5, 15-5. **Quarterfinals:** Washington-St. Louis def. UC San Diego, 15-6, 15-6, 11-15, 15-12; Ithaca def. Stony Brook, 15-11, 15-8, 15-8; Juniata def. John Carroll, 15-7, 15-12, 15-6; Wis.-Oshkosh def. St. Olaf, 6-15, 10-15, 15-6, 15-8, 15-13. **Semifinals:** Washington-St. Louis def. Ithaca, 15-3, 15-7, 15-7; Wis.-Oshkosh def. Juniata, 6-15, 11-15, 15-7, 15-7, 15-11. **Third Place:** Juniata def. Ithaca, 15-12, 15-3, 15-11. **Championship:** Washington-St. Louis def. Wis.-Oshkosh, 15-10, 15-4, 15-9.

**1995 Regionals:** Juniata def. DeSales, 15-6, 15-2, 16-14; Gettysburg def. Kean, 15-8, 15-13, 8-15, 15-6; Juniata def. Gettysburg, 15-11, 15-8, 15-8; Trinity (Tex.) def. Thomas More, 15-12, 11-15, 15-10, 15-8; Washington-St. Louis def. Southwestern (Tex.), 15-2, 15-6, 15-5; Washington-St. Louis def. Trinity (Tex.), 15-11, 15-10, 15-9; Springfield def. Williams, 15-7, 15-4, 15-10; Coast Guard def. Eastern Conn. St., 15-12, 11-15, 15-2, 15-13; Springfield def. Coast Guard, 15-6, 11-15, 15-10, 15-8; Rochester def. Cortland St., 17-15, 6-15, 15-7, 15-7; Ithaca def. Binghamton, 15-5, 16-14, 15-9; Ithaca def. Rochester, 15-5, 15-9, 15-6; Cal Lutheran def. Chapman, 15-8, 15-7, 13-15, 15-7; UC San Diego def. Occidental, 15-9, 15-11, 15-6; Cal Lutheran def. UC San Diego, 16-14, 18-16, 10-15, 15-6; Ohio Northern def. Calvin, 15-10, 12-15, 6-15, 15-9, 15-9; John Carroll def. Kalamazoo, 15-7, 8-15, 13-15, 15-7, 15-7; John Carroll def. Ohio Northern, 17-15, 13-15, 4-15, 17-15, 15-13; Dubuque def. Concordia-M'head, 15-9, 15-9, 10-15, 15-8; St. Olaf def. Central (Iowa), 15-7, 13-15, 15-12, 15-8; St. Olaf def. Dubuque, 15-7, 15-6, 13-15, 12-15, 18-16; Wis.-Oshkosh def. Wis.-River Falls, 15-8, 15-9, 5-15, 13-15, 15-11; Wis.-Whitewater def. Millikin, 15-7, 10-15, 15-3, 15-4; Wis.-Whitewater def. Wis.-Oshkosh, 15-11, 11-15, 15-12, 15-11. **Quarterfinals:** Washington-St. Louis def. Juniata, 15-8, 7-15, 15-13, 15-2; Ithaca def. Springfield, 12-15, 7-15, 15-7, 15-8, 15-11; Cal Lutheran def. John Carroll, 11-15, 15-8, 15-4, 15-11; Wis.-Whitewater def. St. Olaf, 15-9, 5-15, 15-3, 15-6. **Semifinals:** Washington-St. Louis def. Ithaca, 15-5, 16-14, 15-11; Cal Lutheran def. Wis.-Whitewater, 10-15, 6-15, 15-7, 15-11, 15-13. **Third Place:** Wis.-Whitewater def. Ithaca, 18-16, 15-9, 15-12. **Championship:** Washington-St. Louis def. Cal Lutheran, 15-6, 17-19, 13-15, 15-11, 15-11.

**1996 Regionals:** Juniata def. Gallaudet, 15-4, 15-11, 16-14; Gettysburg def. Frank. & Marsh., 15-11, 15-9, 15-4; Juniata def. Gettysburg, 15-12, 15-8, 15-7; Springfield def. Eastern Conn. St., 15-11, 15-2, 15-12; Coast Guard def. Tufts, 15-12, 15-3, 15-2; Springfield def. Coast Guard, 15-11, 15-1, 16-14; Ohio Northern def. Muskingum, 6-15, 15-10, 15-8, 15-3; Wittenberg def. Bluffton, 8-15, 16-14, 15-9, 9-15, 15-11; Ohio Northern def. Wittenberg, 15-4, 15-11, 15-9; Wis.-Whitewater def. Wis.-Eau Claire, 15-8, 15-2, 11-15, 15-5; Wis.-Oshkosh def. Wis.-River Falls, 9-15, 15-12, 15-2, 16-14; Wis.-Oshkosh def. Wis.-Whitewater, 12-15, 15-12, 15-12, 15-13; Cal Lutheran def. Pomona-Pitzer, 11-15, 15-8, 12-15, 15-11, 15-11; UC San Diego def. La Verne, 15-5, 15-8, 15-10; UC San Diego def. Cal Lutheran, 15-6, 15-11, 16-14; St. Olaf def. Concordia-M'head, 14-16, 15-8, 15-8, 15-2; Neb. Wesleyan def. Central (Iowa), 15-6, 15-10, 15-13; St. Olaf def. Neb. Wesleyan, 3-15, 15-7, 18-16, 15-3; Cortland St. def. Geneseo St., 15-13, 15-8, 15-8; Rochester Inst. def. Ithaca, 15-12, 15-12, 15-8; Cortland St. def. Rochester Inst., 15-11, 15-6, 15-10; Emory def. Trinity (Tex.), 15-11, 8-15, 15-3, 4-15, 15-5; Washington-St. Louis def. SCAD, 15-5, 15-8, 15-11; Washington-St. Louis def. Emory, 15-5, 15-7, 15-4. **Quarterfinals:** Juniata def. Springfield, 16-14, 15-3, 15-5; Wis.-Oshkosh def. Ohio Northern, 15-1, 15-8, 15-10; St. Olaf def. UC San Diego, 12-15, 15-11, 15-11, 15-1; Washington-St. Louis def. Cortland St., 15-1, 15-3, 15-8. **Semifinals:** Juniata def. Wis.-Oshkosh, 11-15, 15-7, 15-17, 15-1, 15-13; Washington-St. Louis def. St. Olaf, 9-15, 15-9, 18-16, 15-5. **Third Place:** St. Olaf def. Wis.-Oshkosh, 15-9, 15-10, 13-15, 15-10. **Championship:** Washington-St. Louis def. Juniata, 15-8, 15-9, 15-7.

**1997 Regionals:** Frank. & Marsh. def. York (Pa.), 10-15, 15-3, 15-8, 15-13; Lycoming def. Moravian, 15-13, 15-13, 12-15, 15-10; Juniata def. Frank. & Marsh., 15-12, 15-7, 15-10; Gettysburg def. Lycoming, 14-16, 15-12, 15-6, 15-6; Juniata def. Gettysburg, 15-4, 11-15, 15-10, 15-12; Rochester Inst. def. Binghamton, 15-10, 15-6, 9-15, 15-6; St. John Fisher def. Rochester, 16-14, 15-8, 16-14; Cortland St. def. Rochester Inst., 15-10, 16-4, 15-8; Ithaca def. St. John Fisher, 15-9, 15-7, 15-6; Cortland St. def. Ithaca, 11-15, 15-7, 7-15, 15-12, 15-11; Coast Guard def. Eastern Conn. St., 9-15, 15-0, 16-14, 6-15, 15-13; Wheaton (Mass.) def. MIT, 15-12, 6-15, 15-3, 15-13; Wellesley def. Coast Guard, 15-9, 7-15, 15-7, 15-13; Wheaton (Mass.) def. Springfield, 15-10, 15-13, 15-9; Wellesley def. Wheaton (Mass.), 15-7, 15-10, 15-11; Thomas More def. SCAD, 15-3, 15-8, 15-3; Trinity (Tex.) def. Southwestern (Tex.), 12-15, 15-6, 15-10, 17-15; Emory def. Thomas More, 15-9, 13-15, 15-11, 16-14; Washington-St. Louis def. Trinity (Tex.), 13-15, 15-10, 15-7, 15-13; Washington-St. Louis def. Emory, 15-9, 15-10, 15-9; Calvin def. Muskingum, 15-9, 15-8, 16-14; Ohio Northern def. Bluffton, 15-4, 15-12, 15-12; Calvin def. Wittenberg, 13-15, 5-15, 15-13, 15-10, 15-10; Ohio Northern def. Hope, 13-15, 11-15, 15-8, 15-6, 16-14; Ohio Northern def. Calvin, 15-6, 18-16, 15-7; Simpson def. Neb. Wesleyan, 15-12, 11-15, 15-8, 8-15, 15-13; Wartburg def. St. Olaf, 13-15, 15-7, 15-9, 15-12; Central (Iowa) def. Simpson, 16-14, 16-14, 15-10; St. Benedict def. Wartburg, 15-11, 6-15, 15-11, 15-11; Central (Iowa) def. St. Benedict, 15-10, 15-7, 15-7; Wis.-Oshkosh def. Wis.-Platteville, 15-11, 10-15, 14-16, 15-6, 15-13; Wis.-Eau Claire def. Ill. Wesleyan, 18-16, 15-6, 15-10; Wis.-Whitewater def. Wis.-Oshkosh, 15-11, 15-13, 15-7; Wis.-Eau Claire def. Wis.-La Crosse, 15-13, 15-11, 18-16; Wis.-Whitewater def. Wis.-Eau Claire, 15-5, 15-10, 4-15, 15-2; Chapman def. Cal Lutheran, 15-9, 15-4, 15-9; Claremont-M-S def. Pomona-Pitzer, 15-3, 15-10, 15-13; La Verne def. Chapman, 6-15, 15-12, 8-15, 15-4, 16-14; UC San Diego def. Claremont-M-S, 15-4, 15-10, 15-9; UC San Diego def. La Verne, 15-4, 15-9, 15-11. **Quarterfinals:** Juniata def. Cortland St., 15-11, 7-15, 15-9, 15-6; Washington-St. Louis def. Wellesley, 15-8, 16-14, 8-15, 17-15; Central (Iowa) def. Ohio Northern, 15-7, 15-17, 15-7, 15-6; UC San Diego def. Wis.-Whitewater, 15-13, 16-14, 15-9. **Semifinals:** Juniata def. Washington-St. Louis, 15-13, 15-13, 15-4; UC San Diego def. Central (Iowa), 15-3, 15-8, 6-15, 16-18, 15-13. **Third Place:** Central (Iowa) def. Washington-St. Louis, 15-9, 15-11, 15-4. **Championship:** UC San Diego def. Juniata, 12-15, 6-15, 15-6, 15-13, 15-11.

**1998 Regionals:** Lycoming def. Frank. & Marsh., 10-15, 16-14, 15-8, 15-8; Gettysburg def. Salisbury, 16-14, 15-9, 15-10; Juniata def. Lycoming, 15-9, 15-5, 15-8; Gettysburg def. Moravian, 15-12, 15-13, 8-15, 15-13; Juniata def. Gettysburg, 15-3, 15-4, 15-7; Southwestern (Tex.) def. DePauw, 7-15, 15-6, 6-15, 15-9, 15-13; Emory def. SCAD, 15-5, 15-7, 15-9; Trinity (Tex.) def. Southwestern (Tex.), 15-5, 15-9, 15-7; Washington-St. Louis def. Emory, 15-7, 15-5, 15-8; Washington-St. Louis def. Trinity (Tex.), 15-7, 16-14, 15-12; Hope def. Calvin, 11-15, 15-7, 15-5, 16-14; Muskingum def. Ohio Northern, 15-10, 15-9, 15-6; Hope def. Wittenberg, 7-15, 15-8, 15-3, 13-15, 15-13; Muskingum def. Mt. St. Joseph, 15-7, 15-13, 16-14; Muskingum def. Hope, 15-11, 15-8, 15-3; Cal St. East Bay def. Colorado Col., 15-7, 15-6, 15-10; Willamette def. Linfield, 15-13, 15-12, 11-15, 15-6; Cal St. East Bay def. Cal Lutheran, 15-8, 20-18, 16-14; UC San Diego def. Willamette, 15-12, 13-15, 15-2, 15-4; UC San Diego def. Cal St. East Bay, 15-5, 15-8, 15-8; New York U. def. Elmira, 8-15, 15-3, 15-5, 15-8; Ithaca def. St. John Fisher, 15-10, 13-15, 15-9, 15-10; Cortland St. def. New York U., 15-11, 15-6, 16-14; Ithaca def. Rochester Inst., 10-15, 15-13, 15-17, 15-9, 15-9; Cortland St. def. Ithaca, 15-12, 15-8, 15-4; Amherst def. MIT, 14-16, 15-4, 15-7, 7-15, 15-13; Eastern Conn. St. def. Middlebury, 15-9, 15-11, 15-7; Williams def. Amherst, 15-13, 15-7, 13-15, 15-9; Wellesley def. Eastern Conn. St., 15-2, 15-6, 15-5; Wellesley def. Williams, 16-14, 13-15, 15-4, 15-4; Wis.-Stout def. Elmhurst, 15-13, 10-15, 16-14, 1-15, 15-12; Wis.-La Crosse def. Ill. Wesleyan, 16-14, 15-5, 15-13; Wis.-Whitewater def. Wis. Stout, 15-12, 15-1, 15-9; Wis.-River Falls def. Wis. La Crosse, 15-8, 3-15, 15-10, 15-6; Wis.-Whitewater def. Wis.-River Falls, 10-15, 9-15, 15-3, 15-9, 15-10; Neb. Wesleyan def. Dubuque, 17-15, 15-4, 15-13; St. Olaf def. St. Benedict, 15-11, 15-8, 6-15, 12-15, 17-15; Neb. Wesleyan def. Wartburg, 15-5, 13-15, 6-15, 15-3, 15-10; Central (Iowa) def. St. Olaf, 10-15, 15-2, 15-4, 15-2; Central (Iowa) def. Neb. Wesleyan, 11-15, 15-7, 15-4, 15-13. **Quarterfinals:** Juniata def. Washington-St. Louis, 15-13, 4-15, 7-15, 15-2, 15-2; UC San Diego def. Muskingum, 15-12, 11-15, 15-6, 17-15; Wellesley def. Cortland St., 13-15, 15-13, 15-12, 10-15, 15-13; Central (Iowa) def. Wis.-Whitewater, 16-14, 15-11, 15-4. **Semifinals:** UC San Diego def. Juniata, 15-13, 12-15, 15-9, 15-9; Central (Iowa) def. Wellesley, 15-9, 15-6, 15-6. **Championship:** Central (Iowa) def. UC San Diego, 15-10, 12-15, 15-6, 8-15, 15-13.

**1999 Regionals:** Rochester Inst. def. Gallaudet, 18-16, 15-7, 15-12; Gettysburg def. Alfred, 15-1, 15-4, 15-5; Muskingum def. Gettysburg, 15-1, 15-7, 15-8; Rochester Inst. def. Frostburg St. 16-14, 15-10, 15-7; Muskingum def. Rochester Inst. 15-9, 15-7, 15-11; Frank. & Marsh. def. Eastern, 15-9, 15-6, 15-10; Scranton def. Richard Stockton, 15-5, 15-12, 15-5; Moravian def. Frank. & Marsh., 10-15, 15-11, 15-12, 15-12; Juniata def. Scranton, 15-3, 15-3, 9-15, 15-3; Juniata def. Moravian, 15-12, 15-4, 15-3. Elmira def. Merchant Marine, 15-8, 15-1, 15-13; Skidmore def. Hunter, 15-5, 15-8, 15-9; Cortland St. def. Elmira, 15-6, 15-3, 15-1; Ithaca def. Skidmore, 15-3, 15-9, 15-6; Ithaca def. Cortland St. 2-15, 6-15, 15-13, 15-4, 15-12; Millikin def. Marian (Wis.), 15-5, 15-9, 1-15, 15-13; Lake Forest def. Calvin, 15-13, 15-12, 8-15, 15-9; Wis.-Whitewater def. Millikin, 15-3, 15-11, 15-5; Mt. St. Joseph def. Lake Forest, 10-15, 16-14, 8-15, 15-9, 15-4; Mt. St. Joseph def. Wis.-Whitewater, 12-15, 15-12, 15-8, 15-7; SCAD def. Wash. & Lee, 15-1, 11-15, 10-15, 15-7, 15-11; Austin def. Averett, 15-9, 15-7, 15-12; Trinity (Tex.) def. Austin, 15-12, 15-9, 15-3; SCAD def. Emory, 15-13, 15-10, 6-15, 5-15, 15-13; Trinity (Tex.) def. SCAD, 15-10, 15-6, 15-2; Colby-Sawyer def. Johnson & Wales (R.I.), 15-13, 15-3, 15-3; Western Conn. St. def. Bridgewater St., 15-2, 15-7, 15-5; Wellesley def. Colby-Sawyer, 15-4, 15-10, 15-1; Amherst def. Western Conn St., 15-10, 15-10, 4-15, 15-8; Wellesley def. Amherst, 15-5, 15-5, 15-10; Colorado Col. def. Cal Lutheran, 15-9, 14-16, 8-15, 15-8, 15-6; Pacific Lutheran def. Bethel (Minn.), 15-6, 11-15, 15-3, 8-15, 16-14; UC San Diego def. Pacific Lutheran, 15-4, 15-7 15-2; Cal St. East Bay def. Colorado Col., 15-12, 15-13, 15-10; UC San Diego def. Cal St. East Bay, 16-14, 15-10, 15-4; Thomas More def. Wittenberg, 16-14, 7-15, 15-10, 15-9; Washington-St. Louis def Westminster (Mo.), 15-5, 15-5, 8-15, 15-8; Central (Iowa) def. Thomas More, 15-9, 15-6, 15-8; Washington-St.

Louis def. Wis.-River Falls, 15-6, 15-11, 15-11; Central (Iowa) def. Washington-St. Louis, 15-6, 15-12, 15-6. **Quarterfinals:** Central (Iowa) def. UC San Diego, 15-4, 15-7, 15-5; Juniata def. Wellesley, 15-12, 17-15, 12-15, 15-12; Muskingum def. Mt. St. Joseph, 15-10, 15-2, 17-15; Trinity (Tex.) def. Ithaca, 15-13, 15-7, 15-11. **Semifinals:** Trinity (Tex.) def. Muskingum, 16-14, 15-11, 15-10; Central (Iowa) def. Juniata, 15-11, 12-15, 15-12. **Third Place:** Muskingum def. Juniata, 11-15, 2-15, 15-6, 16-14, 15-9. **Championship:** Central (Iowa) def. Trinity (Tex.), 15-8, 16-14, 15-7.

**2000 Regionals:** Hope def. DePauw, 15-12, 2-15, 15-6, 15-8; Elmhurst def. Lake Forest, 15-4, 15-7, 15-1; Wis.-Whitewater def. Hope, 15-4, 15-5, 15-7; Elmhurst def. Wis.-River Falls, 14-16, 15-13, 13-15, 15-9, 15-13; Wis.-Whitewater def. Elmhurst, 15-6, 10-15, 15-12, 5-15, 15-9; Cal St. East Bay def. Austin, 15-6, 15-9, 15-9; Trinity (Tex.) def. Colorado Col., 15-11, 15-11, 15-5; La Verne def. Cal St. East Bay, 15-5, 15-10, 12-15, 15-8; Puget Sound def. Trinity (Tex.), 15-4, 15-7, 15-3; Puget Sound def. La Verne, 15-5, 15-10, 15-13; Ithaca def. Skidmore, 15-8, 15-6, 15-13; Cortland St. def. Hunter, 15-5, 15-2, 15-7; Ithaca def. Elmira, 15-3, 15-5, 12-15, 15-7; Cortland St. def. Nazareth, 14-16, 10-15, 15-9, 15-10, 15-10; Cortland St. def. Ithaca, 15-8, 15-11, 8-15, 12-15, 15-10; Western Conn. St. def. Eastern, 11-15, 15-10, 15-5, 15-8; Richard Stockton def. King's (Pa.), 15-12, 15-13, 9-15, 15-11; Frank. & Marsh. def. Western Conn. St., 16-14, 15-12, 15-3; Juniata def. Richard Stockton, 15-6, 15-5, 15-13; Juniata def. Frank. & Marsh., 15-8, 15-5, 15-2; SCAD def. Bridgewater (Va.), 15-7, 15-13, 15-2; Averett def. Salisbury, 15-6, 15-12, 15-11; Washington-St. Louis def. SCAD, 15-4, 18-16, 15-9; Emory def. Averett, 15-9, 16-14, 15-5; Washington-St. Louis def. Emory, 15-6, 15-8, 15-6; Bates def. Bridgewater St., 15-9, 15-17, 15-6, 15-8; Gordon def. Johnson & Wales (R.I.), 15-2, 15-3, 15-12; Bates def. Amherst, 15-12, 8-15, 1-15, 15-12, 15-13; Wellesley def. Gordon, 15-6, 15-5, 14-16, 15-13; Wellesley def. Bates, 15-11, 15-7, 15-4; Frostburg St. def Baldwin-Wallace, 3-15, 17-15, 15-10, 15-13; Wittenberg def. Merchant Marine, 15-7, 15-4, 15-7; Mt. St. Joseph def. Frostburg St., 15-3, 15-3, 15-3; Wittenberg def. Ohio Northern 7-15, 15-10, 18-16, 11-15, 19-17; Mt. St. Joseph def. Wittenberg, 15-13, 15-11, 15-5; Wis.-Oshkosh def. Marian (Wis.), 15-2, 15-8, 15-9; St. Mary's (Minn.) def. Fontbonne, 15-9, 15-8, 15-6; Wis.-Oshkosh def. St. Olaf, 15-12, 15-5, 16-14; Central (Iowa) def. St. Mary's (Minn.), 15-6, 15-4, 15-6; Central (Iowa) def. Wis.-Oshkosh, 10-15, 15-7, 15-7, 15-11. **Quarterfinals:** Wis.-Whitewater def. Puget Sound, 16-14, 15-11, 13-15, 9-15, 15-13; Juniata def. Cortland St., 15-5, 15-10, 14-16, 15-8; Washington-St. Louis def. Wellesley, 15-9, 16-14, 15-10; Central (Iowa) def. Mt. St. Joseph, 15-5, 15-6, 15-6. **Semifinals:** Wis.-Whitewater def. Juniata, 15-10, 15-13, 15-8; Central (Iowa) def. Washington-St. Louis, 15-9, 15-6, 13-15, 16-14. **Third Place:** Washington-St. Louis def. Juniata, 13-15, 15-13, 15-13, 10-15, 15-12. **Championship:** Central (Iowa) def. Wis.-Whitewater, 15-10, 18-16, 15-3.

**2001 Regionals:** Benedictine (Ill.) def. Lake Forest, 30-26, 39-37, 21-30, 25-30, 15-13; Elmhurst def. Marian (Wis.), 30-20, 30-26, 30-18; Wis.-Whitewater def. Benedictine (Ill.), 30-17, 30-10, 30-17; Wis.-Oshkosh def. Elmhurst, 30-22, 28-30, 30-19, 30-28; Wis.-Whitewater def. Wis.-Oshkosh, 30-16, 30-26, 30-20; Washington-St. Louis def. Fontbonne, 30-17, 30-25, 30-19; Bethel (Minn.) def. Hunter, 30-14, 30-15, 30-18; Central (Iowa) def. Bethel (Minn.), 30-25, 30-28, 30-27; Washington-St. Louis def. Wartburg, 30-19, 30-21, 30-16; Washington-St. Louis def. Central (Iowa), 30-23, 30-27, 25-30, 30-21; Vassar def. Skidmore, 25-30, 30-16, 30-27, 30-24; Cortland St. def. Merchant Marine, 30-21, 30-10, 30-21; Nazareth def. Vassar, 30-16, 30-15, 30-21; Ithaca def. Cortland St., 30-26, 30-26, 24-30, 26-30, 15-12; Nazareth def. Ithaca, 29-31, 30-18, 27-30, 30-21, 15-2; Wesleyan (Conn.) def. Western Conn. St., 30-20, 18-30, 31-29, 30-23; Gordon def. Bridgewater St., 30-27, 30-26, 25-30, 30-27; Williams def. Wesleyan (Conn.), 28-30, 30-28, 30-14, 25-30, 15-9; Wellesley def. Gordon, 30-21, 30-16, 31-29; Wellesley def. Williams, 27-30, 30-26, 24-30, 30-25, 15-11; Eastern def. Scranton, 21-30, 32-30, 30-25, 36-34; Gettysburg def. Kean, 30-17, 32-30, 30-27; Juniata def. Eastern, 30-20, 30-14, 30-25; Catholic def. Gettysburg, 30-22, 30-19, 22-30, 30-27; Juniata def. Catholic, 30-20, 30-19, 30-13; Wash. & Lee def. Chris. Newport, 30-21, 30-15, 30-15; East Tex. Baptist def. Maryville (Tenn.), 30-25, 30-26, 26-30, 25-30, 15-7; Emory def. Wash. & Lee, 30-26, 30-23, 30-23; Trinity (Tex.) def. East Tex. Baptist., 30-17, 30-24, 30-25; Trinity (Tex.) def. Emory, 30-24, 30-25, 30-23; Colorado Col. def. Augustana (Ill.), 28-30, 30-23, 30-27, 30-21; La Verne def. Neb. Wesleyan, 30-25, 28-30, 31-33, 30-23, 15-11; Cal St. East Bay def. Colorado Col., 30-14, 24-30, 30-22, 30-15; La Verne def. Whitworth, 30-25, 30-28, 30-19; La Verne def. Cal St. East Bay, 30-21, 19-30, 30-25, 26-30, 15-12; Ohio Northern def. Johnson & Wales (R.I.), 30-12, 30-10, 30-13; Carnegie Mellon def. Calvin, 30-23, 30-26, 30-23; Ohio Northern def. Wittenberg, 30-28, 30-25, 28-30, 30-23; Mt. St. Joseph def. Carnegie Mellon, 30-24, 30-21, 32-34, 30-20; Mt. St. Joseph def. Ohio Northern, 30-23, 33-35, 30-23, 30-23. **Quarterfinals:** Wis.-Whitewater def. Washington-St. Louis, 30-23, 28-30, 28-30, 30-19, 15-9; Wellesley def. Nazareth, 23-30, 30-22, 27-30, 30-26, 15-7; Juniata def. Trinity (Tex.), 30-23, 27-30, 30-25, 30-20; La Verne def. Mt. St. Joseph, 30-25, 30-25, 31-29. **Semifinals:** Wis.-Whitewater def. Wellesley, 30-19, 30-18, 30-19; La Verne def. Juniata, 27-30, 30-28, 30-17, 24-30, 15-8. **Third Place:** Juniata def. Wellesley, 27-30, 30-28, 30-26, 30-26. **Championship:** La Verne def. Wis.-Whitewater 22-30, 33-31, 16-30, 30-26, 15-12.

**2002 Regionals:** Kalamazoo def. Muskingum, 30-21, 14-30, 30-21, 30-32, 15-9; Ohio Northern def. Catholic, 30-21, 30-24, 30-15; Wittenberg def. Ohio Northern, 30-25, 30-26, 30-24; Mt. St. Joseph def. Kalamazoo, 30-28, 30-27, 30-25; Wittenberg def. Mt. St. Joseph, 30-26, 30-18, 30-24; St. Norbert def. Lakeland, 30-27, 24-30, 30-23, 30-22; Benedictine (Ill.) def. Bridgewater St., 30-15, 30-26, 30-16; Elmhurst def. St. Norbert, 33-31, 28-30, 27-30, 30-28, 15-12; Wis.-Whitewater def. Benedictine (Ill.), 30-18, 30-22, 30-17; Wis.-Whitewater def. Elmhurst, 31-29, 30-15, 30-27; Williams def. Western Conn. St., 30-18, 30-23, 30-21; MIT def. Johnson & Wales (R.I.), 30-28, 30-11, 30-21; Williams def. Wellesley, 30-25, 30-27, 26-30, 33-31; Gordon def. MIT, 30-19, 28-30, 30-21, 30-25; Williams def. Gordon, 30-25, 30-19, 30-20; Eastern def. Rowan, 30-18, 30-26, 30-21; Gettysburg def. Frostburg St., 27-30, 27-30, 30-14, 30-25, 15-13; King's (Pa.) def. Eastern, 33-31, 30-19, 22-30, 30-17; Juniata def. Gettysburg, 30-17, 30-17, 30-20; Juniata def. King's (Pa.), 30-22, 30-21, 30-21; Vassar def. Union (N.Y.), 34-32, 25-30, 30-14, 30-28; Oneonta St. def. Hunter, 26-30, 26-30, 31-29, 30-22, 15-12; Nazareth def. Vassar, 30-25, 30-19, 30-23; New York U. def. Oneonta St., 24-30, 26-30, 30-25, 33-31, 15-9; Nazareth def. New York U., 30-16, 30-23, 30-27; SCAD def. East Tex. Baptist, 30-24, 21-30, 31-29, 30-21; Wash. & Lee def. Chris. Newport, 30-19, 30-27, 28-30, 30-20; Emory def. SCAD, 30-23, 30-15, 30-27; Trinity (Tex.) def. Wash. & Lee, 30-17, 30-22, 30-18; Trinity (Tex.) def. Emory, 30-27, 31-29, 30-23; St. Olaf def. Maryville (Tenn.), 30-27, 30-23, 25-30, 30-14; Neb. Wesleyan def. Fontbonne, 30-24, 30-17, 30-13; Washington-St. Louis def. St. Olaf, 30-20, 30-23, 30-16; Wartburg def. Neb. Wesleyan, 22-30, 30-18, 23-30, 30-27, 15-7; Washington-St. Louis def. Wartburg, 30-22, 30-11, 30-22; La Verne def. St. Joseph's (N.Y.), 30-11, 30-15, 30-27; Puget Sound def. Colorado Col., 29-31, 30-12, 30-23, 31-29; Whitworth def. La Verne, 25-30, 30-19, 30-24, 30-22; Cal St. East Bay def. Puget Sound, 29-31, 23-30, 30-23, 30-25, 15-8; Cal St. East Bay def. Whitworth, 30-20, 30-23, 30-24. **Quarterfinals:** Wis.-Whitewater def. Wittenberg, 30-18, 29-31, 30-20, 30-19; Juniata def. Williams, 30-21, 30-24, 30-27; Trinity (Tex.) def. Nazareth, 26-30, 30-23, 30-27, 30-28; Washington-St. Louis def. Cal St. East Bay, 30-21, 25-30, 36-34, 30-25. **Semifinals:** Wis.-Whitewater def. Juniata; 27-30, 29-31, 30-21, 30-28, 15-13; Washington-St. Louis def. Trinity (Tex.), 30-17, 31-29, 30-28. **Third Place:** Trinity (Tex.) def. Juniata 30-20, 30-23, 30-26. **Championship:** Wis.-Whitewater def. Washington-St. Louis, 30-24, 30-28, 30-25.

**2003 Regionals:** Frostburg St. def. Rutgers-Newark, 30-20, 30-24, 30-18; Gettysburg def. Scranton, 30-28, 30-21, 20-28; Eastern def. Gettysburg, 30-26, 30-20, 30-28; Juniata def. Frostburg St., 30-15, 30-12, 30-18; Juniata def. Eastern, 30-27, 28-30, 30-24, 30-20; Skidmore def. Vassar, 33-31, 30-27, 30-25; Nazareth def. St. Joseph's (L.I.), 30-18, 30-22, 30-24; Cortland St. def. Nazareth, 30-28, 30-25, 30-24; New York U. def. Skidmore, 30-17, 30-15, 30-27; New York U. def. Cortland St., 30-15, 32-30, 30-25; Colby-Sawyer def. Bridgewater St., 22-30, 30-20, 30-18, 30-23; Western Conn. St. def. Rivier, 30-23, 30-23, 30-21; Williams def. Western Conn. St., 30-25, 30-16, 30-24; Springfield def. Colby-Sawyer, 33-31, 30-16, 31-29; Williams def. Springfield, 30-25, 30-26, 25-30, 30-22; Wash. & Lee def. Averett, 25-30, 30-18, 30-17, 30-21; East Tex. Baptist def. Maryville (Tenn.), 30-25, 30-28, 30-26; Emory def. Wash. & Lee, 30-27, 30-25, 30-27; Trinity (Tex.) def. East Tex. Baptist, 30-23, 30-18, 30-21; Emory def. Trinity (Tex.), 30-22, 28-30, 22-30, 31-29, 15-11; Colorado Col. def. Gallaudet, 26-30, 30-20, 30-16, 30-23; Cal St. East Bay def. CCNY, 30-14, 30-21, 30-13; Cal St. East Bay def. Linfield, 30-23, 28-30, 30-25, 27-30, 15-8; La Verne def. Colorado Col., 30-16, 30-14, 30-18; La Verne def. Cal St. East Bay, 30-27, 29-31, 30-26, 30-24; Concordia-M'head def. Elmhurst, 30-21, 25-30, 30-25, 30-26; Wis.-Whitewater def. Lakeland, 29-31, 30-22, 30-25, 28-30, 16-14; Wis.-River Falls def. Wis.-Whitewater, 30-22, 27-30, 30-23, 30-27; Wis.-La Crosse def. Concordia-M'head, 30-24, 30-21, 32-34, 30-23; Wis.-La Crosse def. Wis.-River Falls, 30-27, 30-22, 30-25; Alma def. Thomas More, 30-16, 21-30, 33-31, 30-26; Ohio Northern def. Chatham, 30-13, 30-8, 30-15; Ohio Northern def. Mt. St. Joseph, 30-21, 30-28, 30-21; Wittenberg def. Alma, 30-22, 32-30, 30-15; Ohio Northern def. Wittenberg, 20-30, 31-33, 30-23, 30-26, 17-15; Fontbonne def. Rockford, 30-17, 30-18, 30-26; Wartburg def. Lake Forest, 30-25, 31-29, 18-30, 30-22; Wartburg def. Central (Iowa), 30-23, 30-24, 20-30, 30-28; Washington-St. Louis def. Fontbonne, 25-30, 30-23, 30-28, 30-24; Washington-St. Louis def. Wartburg, 23-30, 30-21, 30-25, 20-30, 17-15. **Quarterfinals:** New York U. def. Juniata, 30-28, 29-31, 29-31, 30-27, 17-15; Emory def. Williams, 30-21, 27-30, 30-21, 30-23; La Verne def. Wis.-La Crosse, 30-16, 30-26, 27-30, 30-22; Washington-St. Louis def. Ohio Northern, 30-28, 28-30, 30-27, 30-18. **Semifinals:** New York U. def. Emory, 30-25, 30-32, 33-31, 20-30, 15-9; Washington-St. Louis def. La Verne, 30-27, 30-27, 30-25. **Third Place:** La Verne def. Emory, 30-24, 30-24, 30-24. **Championship:** Washington-St. Louis def. New York U., 30-26, 32-30, 30-22.

**2004 First Round:** Frostburg St. def. Salisbury, 30-21, 37-35, 30-21, 30-25; Eastern def. Lycoming, 30-28, 23-30, 30-20, 30-23; Wash. & Lee def. Maryville (Tenn.), 30-28, 30-25, 30-23; Texas Lutheran def. Chris. Newport, 30-20, 30-27, 30-24; Rowan def. Stevens Institute, 27-30, 30-27, 30-12, 25-30, 15-13; Ithaca def. CCNY, 30-23, 30-17, 31-29; Emmanuel (Mass.) def. Endicott, 30-23, 27-30, 30-20, 30-24; Bridgewater St. def. Plymouth St., 30-24, 20-30, 30-17, 30-22; Wis.-La Crosse def. St. Norbert, 30-27, 30-16, 30-26; Concordia-M'head def. Lakeland, 30-18, 30-23, 30-23; Elmhurst def. Fontbonne, 30-18, 30-21, 30-22; Calvin def. Neb. Wesleyan, 30-19, 30-25, 30-22; Chapman def. Colorado Col., 30-22, 30-28, 30-24; Pacific Lutheran def. Mount Ida, 30-10, 30-15, 30-11; Mt. St. Joseph def. Notre Dame (Md.), 30-12, 30-19, 30-16; Alma def. Benedictine (Ill.), 30-20, 30-25, 30-26. **Second Round:** Juniata def. Frostburg St., 30-15, 30-17, 30-20; Eastern def. Gettysburg, 31-29, 20-30, 30-27, 30-28; Emory def. Wash. & Lee, 30-23, 30-24, 23-30, 30-27; Texas Lutheran def. Trinity (Tex.), 30-20, 30-28, 30-19; New York U. def. Rowan, 30-14, 30-14, 30-11; Cortland St. def. Ithaca, 30-23, 26-30, 30-25, 31-29; Springfield def. Emmanuel (Mass.), 30-19, 30-12, 30-28; Williams def. Bridgewater St., 30-19, 25-30, 30-22, 30-18; Wis.-La Crosse def. Wis.-Whitewater, 25-30, 30-26, 30-21, 23-30, 15-13; Wis.-Stout def. Concordia-M'head, 30-24, 30-22, 30-28; Elmhurst def. Central (Iowa), 30-26, 30-25, 30-28; Washington-St. Louis def. Calvin, 30-26, 24-30, 30-17, 30-21; Cal St. East Bay def. Chapman, 30-28, 30-19, 31-29; La Verne def. Pacific Lutheran, 30-23, 29-31, 30-25, 30-20; Mt. St. Joseph def. Ohio Northern, 28-30, 30-25, 30-27, 26-30, 15-8; Wittenberg def. Alma, 30-21, 31-29, 30-21. **Third Round:** Juniata def. Eastern, 30-18, 30-21, 30-22; Emory def. Texas Lutheran, 30-25, 30-23, 30-25; New York U. def. Cortland St., 31-29, 30-21, 30-23; Williams def. Springfield, 30-15, 30-20, 30-20; Wis.-La Crosse def. Wis.-Stout, 26-30, 30-22, 30-28, 20-30, 15-11; Washington-St. Louis def. Elmhurst, 30-25, 30-19, 30-24; La Verne def. Cal St. East Bay, 22-30, 30-25, 25-30, 30-20, 15-5; Wittenberg def. Mt. St. Joseph, 38-36, 30-28, 30-23. **Quarterfinals:** Juniata def. Emory, 30-21, 30-20, 30-24; New York U. def. Williams, 30-26, 25-30, 30-15, 30-24; Washington-St. Louis def. Wis.-La Crosse, 30-26, 25-30, 35-33, 30-21; La Verne def. Wittenberg, 30-16, 30-25, 30-26. **Semifinals:** Juniata def. New York U., 30-21, 30-25, 30-19; Washington-St. Louis def. La Verne, 30-25, 30-15, 30-25. **Third Place:** La Verne def. New York U., 30-25, 28-30, 30-28, 30-23. **Championship:** Juniata def. Washington-St. Louis, 30-27, 30-27, 30-27.

**2005 First Round:** Gallaudet def. Notre Dame (Md.), 30-23, 30-27, 33-31; Gettysburg def. Penn St.-Behrend, 30-26, 30-25, 34-32; Eastern def. Scranton, 30-24, 30-22, 30-20; Colby def. Mount Ida, 30-15, 30-17, 30-9; MIT def. Bridgewater St., 30-19, 30-21, 30-27; Colby-Sawyer def. Smith, 30-21, 28-30, 30-26, 30-27; Tufts def. Emmanuel (Mass.), 30-28, 30-28, 30-21; New York U. def. Baruch, 30-10, 30-18, 31-29; Stevens Institute def. Vassar, 30-28, 31-29, 27-30, 22-30, 15-12; Cortland St. def. Eastern Conn. St., 30-26, 30-23, 30-17; Ithaca def. New Jersey City, 30-26, 30-27, 30-26; Wittenberg def. Fontbonne, 30-15, 30-27, 30-16; Ohio Northern def. Mt. St. Joseph, 30-28, 30-24, 30-27; Calvin def. Hiram, 30-25, 30-25, 30-20; Millikin def. Capital, 27-30, 30-24, 30-16, 31-29; Carleton def. Concordia-M'head, 22-30, 30-23, 30-26, 30-25; St. Benedict def. Neb. Wesleyan, 28-30, 30-23, 25-30, 32-30, 15-10; St. Thomas (Minn.) def. Central (Iowa), 28-30, 28-30, 30-24, 30-15, 15-12; La Verne def. Chapman, 19-30, 20-30, 23-30; Cal St. East Bay def. Puget Sound, 22-30, 30-22, 30-22, 30-23; Linfield def. Cal Lutheran, 30-21, 30-28, 30-21; Whitworth def. Colorado Col., 30-20, 30-17, 30-26; Wis.-Platteville def. St. Norbert, 30-19, 30-23, 30-17; Wis.-

Whitewater def. Elmhurst, 30-24, 30-23, 30-23; Wis.-Oshkosh def. Carthage, 27-30, 30-19, 30-22, 25-30, 15-13; Wis.-Eau Claire def. Lakeland, 30-21, 30-19, 30-23; Southwestern (Tex.) def. Wash. & Lee, 30-24, 30-24, 30-24; Trinity (Tex.) def. Chris. Newport, 28-30, 33-35, 30-18, 30-25, 18-16. **Second Round:** Juniata def. Gallaudet, 30-21, 30-27, 30-23; Gettysburg def. Eastern, 31-29, 30-26, 30-28; Colby def. MIT, 30-22, 31-29, 24-30, 30-26; Tufts def. Colby-Sawyer, 30-18, 30-21, 30-17; New York U. def. Stevens Institute, 30-18, 30-22, 23-30, 30-21; Cortland St. def. Ithaca, 30-27, 30-21, 30-26; Wittenberg def. Ohio Northern 30-17, 30-14, 27-30, 30-21; Calvin def. Millikin, 30-26, 30-15, 26-30, 30-26; Washington-St. Louis def. Carleton, 30-13, 30-22, 30-18; St. Thomas (Minn.) def. St. Benedict, 30-20, 30-21, 30-23; La Verne def. Cal St. East Bay, 30-28, 30-18, 30-25; Whitworth def. Linfield, 30-25, 27-30, 30-27, 30-26; Wis.-Whitewater def. Wis.-Platteville, 30-26, 30-26, 30-21; Wis.-Eau Claire def. Wis.-Oshkosh, 30-26, 30-21, 17-30, 30-26; Emory def. Southwestern (Tex.), 30-21, 30-17, 24-30, 30-17; Austin def. Trinity (Tex.), 20-30, 30-21, 30-26, 30-27. **Third Round:** Juniata def. Eastern, 30-25, 30-21, 30-26; Colby def. Tufts, 30-26, 30-23, 31-29; New York U. def. Cortland St., 30-15, 30-24, 30-22; Wittenberg def. Calvin, 30-22, 35-33, 30-22; Washington-St. Louis def. St. Thomas (Minn.), 30-27, 30-24, 30-25; La Verne def. Whitworth, 30-25, 30-26, 31-29; Wis.-Whitewater def. Wis.-Eau Claire, 18-30, 30-28, 35-33, 30-26, 16-14; Emory def. Austin, 27-30, 30-21, 30-28, 30-25. **Quarterfinals:** Juniata def. Colby, 30-12, 31-29, 30-16; Wittenberg def. New York U., 34-32, 27-30, 30-20, 28-30, 16-14; La Verne def. Washington-St. Louis, 30-18, 30-25, 30-27; Wis.-Whitewater def. Emory, 30-27, 22-30, 30-28, 30-25. **Semifinals:** Wis.-Whitewater def. La Verne, 30-27, 30-17, 30-24; Juniata def. Wittenberg, 26-30, 30-24, 27-30, 30-21, 16-14. **Championship:** Wis.-Whitewater def. Juniata, 30-25, 30-25, 22-30, 27-30, 15-12.