

DIVISION I WOMEN'S VOLLEYBALL CHAMPIONSHIP RECORDS BOOK

2014 Championship.....	2
History.....	4
All-Time Results.....	12
Brackets.....	24



2014 CHAMPIONSHIP

HIGHLIGHTS

[Penn State uses team effort to roll BYU for seventh national title](#): At a championship level there can be no weak links. Penn State, national champions for a second consecutive season and sixth time in eight years, showed what elite level volleyball teams are made of when it counted the most on Saturday night.

To say 36th-year head coach Russ Rose got a complete team effort in the 2014 NCAA Women's Volleyball Championship final is more than just an understatement. Across the board, in beating a very good BYU squad in straight sets inside Chesapeake Energy Arena, Rose got contributions from all who stepped on the floor.

Selecting an All-Tournament team, consisting of seven players from the four participating teams this week, could have easily included seven Nittany Lions.

"It's about the kids tonight," said Rose, whose squad dispatched BYU 25-21, 26-24, 25-14. "[Dom] Gonzalez could have easily been the MVP in my opinion for the two matches she played here. [Nia] Grant was fabulous tonight.

"It's a team victory. That's one of the things that we've been really good throughout the year. It's been a good team; I wouldn't say it's been great fun all the time, but we were good at the things we were good at."

It was in fact a team effort, but when it counted most, Megan Courtney -- 23 kills against Stanford on Thursday -- and Micah Hancock -- 2014 AVCA Player of the Year -- proved the most valuable.

Courtney, named Most Outstanding Player of the tournament, made a back-line dig, quickly composed herself, then finished a high-flying monster of a kill from the back row to put PSU up 12-7 in the third set. Moments later, Hancock's service ace, a laser that painted the back line, made it 13-7. BYU never recovered.

Dominique Gonzalez's service ace, brushing off the top of the net, closed out the final set and a sweep for the Big Ten champions. Courtney, a junior from Dayton, Ohio, finished with 11 kills and 14 digs on a memorable night.

"It feels great," Courtney said. "Something I never experienced before, but I mean there's nineteen other girls and the coaching staff that led me to where I am today. So give all the credit to them.

"I just stuck to the game plan that all my coaching staff put hours and hours and hours of work in and [then] my teammates just giving me the great balls to set, telling me where to hit. It's all to them."

Hancock was named Player of the Year earlier Saturday to go with her third consecutive AVCA All-America honor earlier in the week. She had 36 assists and 5 digs against the Cougars. Penn State volleyball without the nation's top setter, for supporters and Hancock, will not be the same.

"It's pretty cool," said Hancock, a left-hander who led her team in assists in all 39 matches in 2014. "What's hitting me now is that I'm not coming back to play with my girls. I've been around them for a long time. ... They're like a family to me.

"So it's really weird for me right now. I think I'll wake up tomorrow and be like 'I want to go back to [Penn] State and train and do prowler and see everyone cry and thrown up and stuff.' I'm going to miss the Penn State family. It's weird to be an alum, but it's a great way to end my career."

"I've played with [Hancock] for three years," Courtney said. "The girl has heart, she's competitive. She's one of the most steady and confident people I've ever met."

Hancock and Courtney were far from alone against an unseeded BYU that knocked off Texas in the semifinals.

Senior Nia Grant had just 5 kills in the semifinals, hitting just .059 on 17 attacks with 9 kills, 4 blocks, and a pair of digs in the finals, playing her best when the Cougars led 19-16 in the second set.

Junior Aiyana Whitney flew all over the place on Saturday. She had 11 kills to tie Courtney for the team high.

AVCA Freshman of the Year Ali Frantti, who was very good against Stanford with 16 kills on Thursday, had 6 kills and 6 digs. Haliegh Washington was added 4 big blocks.

And not to be forgotten, as is usually the case with defensive specialists, Gonzalez had 16 digs, 4 assists, and a kill. Backline mate Lacy Fuller had 6 digs with Kendall Pierce and Lainy Pierce combining for 5 digs.

In other words, just about everyone had a say in the outcome.

Penn State swept 17 of their final 19 opponents in 2014 and finish 36-3.

BYU (30-5) was not at its best on Saturday. Senior Jennifer Hamson had 14 kills, but hit at a .071 clip. Alexa Gray had 9 kills, but as a unit the Cougars hit just .134 with 22 attack errors. Tambre Nobles had 7 kills and 12 digs in her final collegiate contest.

"We had opportunities," BYU head coach Shawn Olmstead said. "But the deal is these kids didn't fail, they didn't lose. They competed and they're going to grow from this experience and they're going to be better because of it.

"I told them that in life, unfortunately, the moments that are hard are what build you and you become better from these moments that people perceive to be devastation."

Rose loses four seniors from this team -- Hancock, Gonzalez, Grant, and Fuller -- all big losses. But with a roster full of contributors expect the Nittany Lions to be just fine in 2015.

2014 RESULTS

FIRST ROUND

[Stanford def. CSU CSU Bakersfield, 25-21, 25-21, 25-18](#)
[Michigan St. def. Loyola Marymount, 25-15, 25-19, 21-25, 25-21](#)
[Oregon St. def. Creighton, 25-21, 26-24, 19-25, 25-21](#)
[UALR def. Kansas, 27-25, 19-25, 22-25, 25-18, 15-10](#)
[Illinois def. Murray St., 25-20, 25-9, 25-17](#)
[Iowa St. def. Western Ky., 25-13, 25-22, 26-24](#)
[Miami \(FL\) def. UCF, 25-22, 18-25, 25-10, 23-25, 15-10](#)
[Florida def. Alabama St., 25-13, 25-12, 25-12](#)
[Penn St. def. Siena, 25-17, 25-10, 25-5](#)
[Dayton def. American, 25-22, 25-18, 23-25, 29-27](#)
[Long Beach St. def. San Diego, 25-23, 25-23, 25-22](#)
[UCLA def. LIU Brooklyn, 25-23, 25-19, 25-18](#)
[Kentucky def. Oakland, 25-20, 28-26, 25-19](#)
[Ohio St. def. Lipscomb, 25-20, 25-14, 25-18](#)
[Illinois St. def. Marquette, 23-25, 19-25, 25-22, 25-22, 15-13](#)
[Wisconsin def. Western Mich., 25-9, 26-24, 25-10](#)
[Washington def. New Hampshire, 25-9, 25-6, 25-18](#)
[Hawaii def. Duke, 25-15, 25-19, 25-17](#)
[Utah def. Kansas St., 25-16, 25-16, 25-17](#)
[Nebraska def. Hofstra, 27-25, 25-23, 25-16](#)
[Arizona def. Yale, 25-12, 25-17, 25-19](#)
[BYU def. Seton Hall, 25-16, 25-18, 25-17](#)
[Alabama def. Samford, 17-25, 25-10, 23-25, 25-12, 15-8](#)
[Florida St. def. Jacksonville, 25-13, 25-21, 25-15](#)
[North Carolina def. Hampton, 25-18, 25-16, 25-7](#)
[Southern California def. Coastal Caro., 25-20, 25-19, 25-11](#)
[LSU def. Oklahoma, 25-14, 25-23, 25-22](#)
[Oregon def. Santa Clara, 25-15, 25-17, 25-16](#)
[Colorado St. def. Denver, 25-21, 25-17, 25-22](#)
[Colorado def. Northern Colo., 25-19, 25-15, 24-26, 25-15](#)
[Arizona St. def. Texas A&M, 22-25, 25-20, 25-16, 25-22](#)
[Texas def. Northwestern St., 25-21, 25-15, 25-18](#)

SECOND ROUND

[Stanford def. Michigan St., 25-20, 25-22, 24-26, 25-23](#)
[Oregon St. def. UALR, 25-15, 19-25, 22-25, 28-26, 19-17](#)
[Illinois def. Iowa St., 27-25, 25-18, 25-18](#)
[Florida def. Miami \(FL\), 13-25, 25-22, 25-20, 25-21](#)
[Penn St. def. Dayton, 25-20, 25-18, 25-16](#)
[UCLA def. Long Beach St., 27-25, 25-15, 25-14](#)
[Ohio St. def. Kentucky, 23-25, 25-18, 25-18, 25-19](#)
[Wisconsin def. Illinois St., 25-17, 25-19, 25-19](#)
[Washington def. Hawaii, 25-20, 19-25, 25-16, 25-14](#)
[Nebraska def. Utah, 25-23, 25-22, 23-25, 17-25, 15-11](#)
[BYU def. Arizona, 22-25, 25-20, 25-23, 25-23](#)
[Florida St. def. Alabama, 25-18, 25-22, 25-19](#)
[North Carolina def. Southern California, 23-25, 27-25, 25-23, 25-15](#)
[Oregon def. LSU, 25-22, 21-25, 25-20, 25-20](#)
[Colorado St. def. Colorado, 25-22, 25-21, 23-25, 24-26, 16-14](#)
[Texas def. Arizona St., 25-19, 25-20, 25-22](#)

REGIONAL SEMIFINALS

[Stanford def. Oregon St., 25-20, 25-14, 22-25, 25-15](#)
[Florida def. Illinois, 25-22, 21-25, 22-25, 25-17, 16-14](#)
[Penn St. def. UCLA, 28-26, 25-16, 25-19](#)
[Wisconsin def. Ohio St., 25-20, 21-25, 22-25, 26-24, 15-12](#)
[Nebraska def. Washington, 20-25, 25-20, 25-22, 29-27](#)
[BYU def. Florida St., 25-20, 25-19, 19-25, 26-24](#)
[North Carolina def. Oregon, 25-23, 25-22, 23-25, 25-16](#)
[Texas def. Colorado St., 25-19, 25-18, 25-17](#)

REGIONAL FINALS

[Stanford def. Florida, 25-17, 25-22, 25-21](#)
[Penn St. def. Wisconsin, 22-25, 25-16, 25-22, 25-19](#)
[BYU def. Nebraska, 25-21, 25-20, 25-21](#)
[Texas def. North Carolina, 25-21, 18-25, 25-20, 31-29](#)

SEMIFINALS

Dec. 18 at Oklahoma City
[BYU def. Texas, 25-23, 25-16, 17-25, 26-24](#)
[Penn St. def. Stanford, 25-16, 23-25, 25-22, 25-21](#)

CHAMPIONSHIP

Dec. 20 at Oklahoma City
[Penn St. def. BYU, 25-21, 26-24, 25-14](#)

HISTORY

RESULTS

Year	Champion (Record)	Coach	Score	Runner-Up	Host or Site	Match Attendance†	Total Attendance†
1981	Southern California (27-10)	Chuck Erbe	3-2	UCLA	UCLA	6,289	11,875
1982	Hawaii (33-1)	Dave Shoji	3-2	Southern California	Pacific	4,126	18,462
1983	Hawaii (34-2)	Dave Shoji	3-0	UCLA	Kentucky	2,000	27,863
1984	UCLA (33-6)	Andy Banachowski	3-2	Stanford	UCLA	4,285	29,215
1985	Pacific (36-3)	John Dunning	3-1	Stanford	Western Mich.	7,876	37,521
1986	Pacific (39-3)	John Dunning	3-0	Nebraska	Pacific	6,500	40,103
1987	Hawaii (37-2)	Dave Shoji	3-1	Stanford	UIndy	6,885	41,811
1988	Texas (34-5)	Mick Haley	3-0	Hawaii	Minnesota	9,107	40,437
1989	Long Beach St. (32-5)	Brian Gimmillaro	3-0	Nebraska	Hawaii	5,693	50,170
1990	UCLA (36-1)	Andy Banachowski	3-0	Pacific	Maryland	5,314	57,036
1991	UCLA (31-5)	Andy Banachowski	3-2	Long Beach St.	UCLA	7,177	56,934
1992	Stanford (31-2)	Don Shaw	3-1	UCLA	New Mexico	4,693	46,704
1993	Long Beach St. (32-2)	Brian Gimmillaro	3-1	Penn St.	Wisconsin	11,114	67,935
1994	Stanford (32-1)	Don Shaw	3-1	UCLA	Texas	8,312	69,428
1995	Nebraska (32-1)	Terry Pettit	3-1	Texas	Massachusetts	7,364	100,565
1996	Stanford (31-2)	Don Shaw	3-0	Hawaii	Cleveland St.	8,009	99,303
1997	Stanford (33-2)	Don Shaw	3-2	Penn St.	Washington St.	10,792	80,791
1998	Long Beach St. (36-0)	Brian Gimmillaro	3-2	Penn St.	Wisconsin	13,194	104,861
1999	Penn St. (36-1)	Russ Rose	3-0	Stanford	Hawaii	10,252	95,523
2000	Nebraska (34-0)	John Cook	3-2	Wisconsin	VCU	8,444	109,488
2001	Stanford (33-2)	John Dunning	3-0	Long Beach St.	San Diego St.	10,067	92,775
2002	Southern California (31-1)	Mick Haley	3-1	Stanford	New Orleans	6,451	80,957
2003	Southern California (35-0)	Mick Haley	3-1	Florida	Dallas	7,261	97,958
2004	Stanford (30-6)	John Dunning	3-0	Minnesota	Long Beach St.	8,826	83,123
2005	Washington (32-1)	Jim McLaughlin	3-0	Nebraska	UTSA	8,482	109,431
2006	Nebraska (33-1)	John Cook	3-1	Stanford	Nebraska	17,209	126,884
2007	Penn St. (34-2)	Russ Rose	3-2	Stanford	Sacramento St.	13,631	107,902
2008	Penn St. (38-0)	Russ Rose	3-0	Stanford	Nebraska	14,299	108,382
2009	Penn St. (38-0)	Russ Rose	3-2	Texas	South Fla.	12,087	112,151
2010	Penn St. (32-5)	Russ Rose	3-0	California	UMKC	14,032	113,634
2011	UCLA (30-6)	Michael Sealy	3-1	Illinois	UTSA	13,747	134,217
2012	Texas (29-4)	Jerritt Elliott	3-0	Oregon	Louisville	16,448	126,241
2013	Penn St. (34-2)	Russ Rose	3-1	Wisconsin	Seattle	14,779	140,666
2014	Penn St. (36-3)	Russ Rose	3-0	BYU	Oklahoma City	20,833	120,192

†Paid attendance.

TEAM CHAMPIONSHIPS

Penn St.	7
Stanford	6
UCLA	4
Hawaii	3
Long Beach St.	3
Nebraska	3
Southern California	3
Pacific	2
Texas	2
Washington	1

ALL-TOURNAMENT TEAMS

**Most Outstanding Player*

1981

Jeanne Beauprey, UCLA
Jayne Gibson, Pacific
Patty Orozco, UCLA
Linda Robertson, UCLA
Dana Smith, Southern California
Cathy Stukel, Southern California

1982

Tracy Clark, Southern California
Deitre Collins, Hawaii
Mary Holland, San Diego St.
Kim Oden, Stanford
Kim Ruddins, Southern California
Lisa Strand, Hawaii

1983

Deitre Collins, Hawaii
Joyce Kaapuni, Hawaii
Patty Orozco, UCLA
Kori Pulaski, Hawaii
Kari Rush, Stanford
Jan Sanders, Pacific

1984

Michelle Boyette, UCLA
Bobbi Broer, Stanford
Susan Compton, Stanford
Merja Connolly, UCLA
Liz Masakayan, UCLA
Kim Oden, Stanford

1985

Liz Masakayan, UCLA
Teri McGrath, Pacific
Elaina Oden, Pacific
Kim Oden, Stanford
Kim Ruddins, Southern California
Wendi Rush, Stanford

1986

Karen Dahlgren, Nebraska
Tisha Delaney, Nebraska
Brooke Herrington, Pacific
Liz Hert, Pacific
Teri McGrath, Pacific
Elaina Oden, Pacific

1987

Suzanne Eagye, Hawaii
Diana Jessie, Hawaii
Nancy Reno, Stanford
Wendi Rush, Stanford
Teresa Smith, Stanford
Tee Williams, Hawaii

1988

Martina Cincero, Hawaii

Dawn Davenport, Texas
Mary Eggers, Illinois
Stacie Nichols, Texas
Sue Scheffhout, Texas
Tee Williams, Hawaii

1989

Tara Cross, Long Beach St.
Val Novak, Nebraska
Chris Rudiger, Texas-Arlington
Sheri Sanders, Long Beach St.
Eileen Shannon, Nebraska
Antoinette White, Long Beach St.

1990

Monique Adams, LSU
Jenny Evans, UCLA
Krissy Fifer, Pacific
Marissa Hatchett, UCLA
Holly McPeak, UCLA
Natalie Williams, UCLA

1991

Sabrina Hernandez, Long Beach St.
Angie Miller, LSU
Christine Romero, Long Beach St.
Danielle Scott, Long Beach St.
*Antoinette White, Long Beach St.
*Natalie Williams, UCLA
Elaine Youngs, UCLA

1992

Carrie Feldman, Stanford
Aycan Gokberk, Florida
Bev Oden, Stanford
Cary Wendell, Stanford
Natalie Williams, UCLA
Elaine Youngs, UCLA

1993

Nichelle Burton, Long Beach St.
Salima Davidson, Penn St.
Charlene Johnson, BYU
Jen Reimers, Penn St.
Danielle Scott, Long Beach St.
Zeynep Ton, Penn St.

1994

Annett Buckner, UCLA
Salima Davidson, Penn St.
Kristin Folkl, Stanford
Jenny Johnson, UCLA
Marnie Triefenbach, Stanford
Cary Wendell, Stanford

1995

Kate Crnich, Nebraska
Kristin Folkl, Stanford
Christy Johnson, Nebraska
Demetria Sance, Texas
Allison Weston, Nebraska
Billie Winsett, Nebraska

1996

Robyn Ah Mow, Hawaii
Kristin Folkl, Stanford
Angelica Ljungquist, Hawaii
Lisa Reitsma, Nebraska
Lisa Sharpley, Stanford
*Kerri Walsh, Stanford

1997

Lauren Cacciamani, Penn St.
Kristin Folkl, Stanford
Paula McNamee, Stanford
Carrie Schonveld, Penn St.
Lisa Sharpley, Stanford
*Terri Zemaitis, Penn St.

1998

Jessica Alvarado, Long Beach St.
Bonnie Bremner, Penn St.
*Lauren Cacciamani, Penn St.
Benishe Dillard, Long Beach St.
*Misty May, Long Beach St.
Veronica Walls, Long Beach St.

1999

Bonnie Bremner, Penn St.
*Lauren Cacciamani, Penn St.
Carrie Schonveld, Penn St.
Elsa Stegemenn, Pacific
Logan Tom, Stanford
Kerri Walsh, Stanford

2000

*Greichaly Cepero, Nebraska
Lizzy Fitzgerald, Wisconsin
Amber Holmquist, Nebraska
Lily Kahumoku, Hawaii
Sherisa Livingston, Wisconsin
Laura Pilakowski, Nebraska

2001

Tayyiba Haneef, Long Beach St.
Brittany Hochevar, Long Beach St.
Ashley Ivy, Stanford
Robyn Lewis, Stanford
Ogonna Nnamani, Stanford
*Logan Tom, Stanford

2002

*Keao Burdine, Southern California
Ogonna Nnamani, Stanford
Katie Olsovsky, Southern California
April Ross, Southern California
Logan Tom, Stanford
Kim Willoughby, Hawaii

2003

*Keao Burdine, Southern California
Cassie Busse, Minnesota
Bibiana Candelas, Southern California
Jane Collymore, Florida
Aury Cruz, Florida
April Ross, Southern California

2004

Paula Gentil, Minnesota
Jennifer Hucke, Stanford
Bryn Kehoe, Stanford
Erin Martin, Minnesota
*Ogonna Nnamani, Stanford
Kristin Richards, Stanford

2005

Kristen Andre, Tennessee
Chris Houghtelling, Nebraska
*Christal Morrison, Washington
Sarah Pavan, Nebraska
Jennifer Saleaumua, Nebraska
Courtney Thompson, Washington
Sanja Tomasevic, Washington

2006

Foluke Akinradewo, Stanford
Cynthia Barboza, Stanford
Rachel Holloway, Nebraska
Jordan Larson, Nebraska
*Sarah Pavan, Nebraska
Kristin Richards, Stanford
Tracy Stalls, Nebraska

2007

Foluke Akinradewo, Stanford
Nicole Fawcett, Penn St
Alisha Glass, Penn St.
Christa Harmotto, Penn St
*Megan Hodge, Penn St.

Asia Kaczor, Southern California
Alix Klineman, Stanford

2008

Cynthia Barboza, Stanford
Nicole Fawcett, Penn St.
Alisha Glass, Penn St.
*Megan Hodge, Penn St.
Destinee Hooker, Texas
Alix Klineman, Stanford
Jordan Larson, Nebraska

2009

Hailey Cowles, Minnesota
Ashley Engle, Texas
Juliann Faucette, Texas
Alisha Glass, Penn St.
Megan Hodge, Penn St.
*Destinee Hooker, Texas
Arielle Wilson, Penn St.

2010

Blair Brown, Penn St.
Kristin Carpenter, Penn St.
Juliann Faucette, Texas
Carli Lloyd, California
*Deja McClendon, Penn St.
Tarah Murrey, California
Arielle Wilson, Penn St.

2011

Michelle Bartsch, Illinois
Alex Jupiter, Southern California

*Rachael Kidder, UCLA
Annie Luhrsen, Illinois
Zoë Nightingale, UCLA
Lauren Van Orden, UCLA
Colleen Ward, Illinois

2012

Hannah Allison, Texas
Alaina Bergsma, Oregon
Liz Brenner, Oregon
Haley Eckerman, Texas
Lexi Erwin, Michigan
Sha'Dare McNeal, Texas
*Bailey Webster, Texas

2013

Lauren Carlini, Wisconsin
*Micha Hancock, Penn St.
Deja McClendon, Penn St.
Deme Morales, Wisconsin
Ariel Scott, Penn St.
Katie Slay, Penn St.
Krista Vansant, Washington

2014

*Megan Courtney, Penn St.
Micha Hancock, Penn St.
Ali Frantti, Penn St.
Alexa Gray, BYU
Jennifer Hamson, BYU
Brittany Howard, Stanford
Chiaka Ogbogu, Texas

TOURNAMENT HITTING PERCENTAGE LEADERS

Player, Team	Kills	Errors	Total Attempts	*Pct.
Chiaka Ogbogu, Texas	50	6	79	.684
Savanah Leaf, Miami (FL)	82	14	154	.442
Haleigh Washington, Penn St.	49	9	92	.435
Rhamat Alhassan, Florida	37	7	72	.417
Merete Lutz, Stanford	48	8	96	.417

*Percentage is derived by subtracting errors from kills and dividing that remainder by total attempts. Minimum of 65 attempts to qualify.

INDIVIDUAL RECORDS

KILLS, MATCH

46—Elsa Stegemann, Pacific (3) vs. Michigan (2), 12-4-99.

KILLS, TOURNAMENT

165—Ogonna Nnamani, Stanford, 2004 (18 vs. Jacksonville, 30 vs. Florida, 28 vs. Texas, 27 vs. Wisconsin, 33 vs. Washington, 29 vs. Minnesota).

TOTAL ATTEMPTS, MATCH

99—Tee Williams-Sanders, Hawaii (3) vs. Cal Poly (2), 12-8-89.

TOTAL ATTEMPTS, TOURNAMENT

356—Ogonna Nnamani, Stanford, 2004 (36 vs. Jacksonville, 89 vs. Florida, 56 vs. Texas, 49 vs. Wisconsin, 78 vs. Washington, 48 vs. Minnesota).

SERVICE ACES, MATCH

11—Beverly Robinson, Tennessee (3) vs. Northwestern (2), 12-4-82.

SERVICE ACES, TOURNAMENT

22—Micha Hancock, Penn St., 2012 (10 vs. Binghamton, 5 vs. Bowling Green, 2 vs. Kentucky, 5 vs. Minnesota).

BLOCK SOLOS, MATCH

11—Marsha Bond, Kentucky (1) vs. Hawaii (3), 12-11-83; Kelli Browning, Creighton (3) vs. Arkansas (1), 12-6-2013.

BLOCK SOLOS, TOURNAMENT

15—Jayne Gibson, Pacific, 1981 (2 vs. Penn St., 4 vs. Cal Poly, 6 vs. Southern California, 3 vs. San Diego St.); Dietre Collins, Hawaii, 1982 (1 vs. San Jose St., 6 vs. Cal Poly, 2 vs. Stanford, 6 vs. Southern California); Ogonna Nnamani, Stanford, 2004 (2 vs. Jacksonville, 3 vs. Florida, 2 vs. Texas, 2 vs. Wisconsin, 5 vs. Washington, 1 vs. Minnesota).

DIGS, MATCH

53—Taylor Rayfield, North Carolina (1) vs. Col. of Charleston (3), 12-2-2005.

DIGS, TOURNAMENT

173—Paula Gentil, Minnesota, 2004 (25 vs. LIU Brooklyn, 21 vs. Yale, 38 vs. Ohio St., 41 vs. Georgia Tech, 33 vs. Southern California, 15 vs. Stanford).

HITTING PERCENTAGE, MATCH (MINIMUM 15 ATTEMPTS)

.889—Nicole Fawcett, Penn St. (3) vs. LIU Brooklyn (0), 12-3-2005 (16-0/18).

HITTING PERCENTAGE, TOURNAMENT (MINIMUM 75 ATTEMPTS)

.684—Chiaka Ogbogu, Texas, 2014 (.474 vs. Northwestern St., 9/0/19; .714

vs. Arizona St., 10/0/14; .385 vs. Colorado St., 7/2/13; .421 vs. North Carolina, 10/2/19; .500 vs. BYU, 14/2/24).

TEAM RECORDS

KILLS, MATCH

112—Texas-Arlington (3) vs. Pepperdine (2), 12-3-88; UC Santa Barbara (2) vs. Cal Poly (3), 12-3-89; Texas (2) vs. LSU (3), 12-9-90.

KILLS, TOURNAMENT

421—Stanford, 2007 (55 vs. Santa Clara, 61 vs. Sacramento St., 59 vs. Cal Poly, 91 vs. UCLA, 83 vs. Southern California, 72 vs. Penn St.).

TOTAL ATTEMPTS, MATCH

328—UC Santa Barbara (2) vs. Cal Poly (3), 12-3-89.

TOTAL ATTEMPTS, TOURNAMENT

1,019—Wisconsin, 2000 (56 vs. Bucknell, 178 vs. UNI, 182 vs. Kansas St., 260 vs. UCLA, 152 vs. Southern California, 191 vs. Nebraska).

SERVICE ACES, MATCH

20—Tennessee (3) vs. Northwestern (2), 12-4-82.

SERVICE ACES, TOURNAMENT

43—Long Beach St., 1998 (15 vs. Southern U., 7 vs. Arizona, 8 vs. Illinois, 6 vs. Texas, 4 vs. Florida, 3 vs. Penn St.); Penn St., 2007 (7 vs. Siena, 9 vs. Albany (NY), 8 vs. Michigan, 11 vs. BYU, 6 vs. California, 2 vs. Stanford).

BLOCK SOLOS, MATCH

25—Kentucky (1) vs. Hawaii (3), 12-11-83.

BLOCK SOLOS, TOURNAMENT

35—Hawaii, 1983 (11 vs. Tennessee, 10 vs. Kentucky, 6 vs. Stanford, 8 vs. UCLA).

Digs, Match

177—UC Santa Barbara (2) vs. Cal Poly (3), 12-3-89.

DIGS, TOURNAMENT

410—Wisconsin, 2000 (26 vs. Bucknell, 72 vs. UNI, 71 vs. Kansas St., 99 vs. UCLA, 67 vs. Southern California, 75 vs. Nebraska).

HITTING PERCENTAGE, MATCH

.667—Stanford (3) vs. Pacific (1), 12-18-83.

HITTING PERCENTAGE, TOURNAMENT (MINIMUM 2 MATCHES)

.424—Penn St., 2007 [.514 vs. Siena, 46-10/70; .602 vs. Albany (NY), 57-4/88; .384 vs. Michigan, 48-10/99; .530 vs. BYU, 51-7/83; .347 vs. California, 49-14/101; .317 vs. Stanford, 84-27/180].

WON-LOST RECORDS IN TOURNAMENT PLAY

(Note: Beginning in 1986, no third-place match was played. Third place is awarded to both teams that lose in the semifinals.)

Team (Years Participated)	Yrs.	Won	Lost	Pct.	1st	2nd	3rd	4th
Alabama (2005-06-07-13-14)	5	1	5	.167	0	0	0	0
Alabama A&M (2000-01-02-03-04-05-07-08-09-10)	10	0	10	.000	0	0	0	0
Alabama St. (2013-14)	2	0	2	.000	0	0	0	0
Albany (NY) (2004-06-07-08-10-11)	6	1	6	.143	0	0	0	0
Alliant Int'l (1986)	1	0	1	.000	0	0	0	0
American (1997-98-2001-02-03-04-05-06-07-08-10-11-13-14)	14	2	14	.125	0	0	0	0
Appalachian St. (1993-94)	2	0	2	.000	0	0	0	0
Arizona (1981-82-83-84-85-86-87-88-89-93-94-96-97-98-99-2000-01-02-03-04-05-09-10-11-13-14)	26	28	26	.519	0	0	1	0
Arizona St. (1981-82-83-85-86-87-88-92-93-94-95-99-2000-02-06-12-13-14)	18	9	18	.333	0	0	0	0
Arkansas (1996-97-98-99-2001-03-04-05-06-12-13)	11	7	11	.389	0	0	0	0
Arkansas St. (1992-94-95-99)	4	0	4	.000	0	0	0	0
Army West Point (2009)	1	0	1	.000	0	0	0	0
Auburn (2010)	1	1	1	.500	0	0	0	0
Austin Peay (2010)	1	0	1	.000	0	0	0	0
Ball St. (1992-93-94-95-99-2000-02-11)	8	2	8	.200	0	0	0	0
Baylor (1999-2001-09-11)	4	3	4	.429	0	0	0	0
Belmont (2006-08-12)	3	0	3	.000	0	0	0	0
Binghamton (2005-09-12)	3	0	3	.000	0	0	0	0
Bowling Green (1991-2012)	2	1	2	.333	0	0	0	0
Brown (1996-98)	2	0	2	.000	0	0	0	0
Bucknell (1998-2000)	2	0	2	.000	0	0	0	0
Butler (1997-2010)	2	0	2	.000	0	0	0	0
BYU (1981-82-83-84-85-86-87-88-90-91-92-93-94-95-96-97-98-99-2000-01-03-05-06-07-12-13-14)	27	40	27	.597	0	1	1	0
Cal Poly (1981-82-83-84-85-86-87-88-89-99-2000-02-06-07)	14	13	14	.481	0	0	0	0
Cal St. CSU Bakersfield (2014)	1	0	1	.000	0	0	0	0
Cal St. Fullerton (2010)	1	0	1	.000	0	0	0	0
California (1982-83-87-88-89-2002-03-04-05-06-07-08-09-10-11-12-13)	17	26	17	.605	0	1	1	0
Central Ark. (2012-13)	2	0	2	.000	0	0	0	0
Central Mich. (2011)	1	0	1	.000	0	0	0	0
Chattanooga (1997-98)	2	0	2	.000	0	0	0	0
Cincinnati (1981-99-2000-01-02-03-08-09-10-11)	10	4	10	.286	0	0	0	0
Clemson (1993-94-97-98-99-2007-08-09)	8	4	8	.333	0	0	0	0
Cleveland St. (2007-12)	2	0	2	.000	0	0	0	0
Coastal Caro. (1996-98-2009-14)	4	0	4	.000	0	0	0	0
Col. of Charleston (2002-04-05-06-07-09-12-13)	8	2	8	.200	0	0	0	0
Colgate (1996-99-2012)	3	0	3	.000	0	0	0	0
Colorado (1989-91-92-93-94-95-96-97-98-99-2000-01-03-04-05-06-13-14)	18	11	18	.379	0	0	0	0
Colorado St. (1983-84-85-86-87-88-95-96-97-98-99-2000-01-02-03-04-05-06-07-08-09-10-11-12-13-14)	26	24	26	.480	0	0	0	0
Cornell (1993-2005-06)	3	0	3	.000	0	0	0	0
Creighton (2010-12-13-14)	4	3	4	.429	0	0	0	0
CSUN (1992-96-2003-04-13)	5	1	5	.167	0	0	0	0
Davidson (1999-2000)	2	0	2	.000	0	0	0	0
Dayton (2003-04-05-07-08-09-10-11-12-14)	10	6	10	.375	0	0	0	0
Delaware (2007-08-10-11)	4	2	4	.333	0	0	0	0
Denver (2014)	1	0	1	.000	0	0	0	0
DePaul (1993-2001)	2	0	2	.000	0	0	0	0
Duke (1984-85-86-91-92-93-94-2000-01-02-05-06-07-08-09-10-11-13-14)	19	13	19	.406	0	0	0	0
Duquesne (2013)	1	0	1	.000	0	0	0	0
East Tenn. St. (2012)	1	0	1	.000	0	0	0	0
Eastern Ill. (2001)	1	0	1	.000	0	0	0	0
Eastern Ky. (1984-2004)	2	0	2	.000	0	0	0	0
Eastern Wash. (1989-98-99-2001)	4	1	4	.200	0	0	0	0
Fairfield (1997-98-99-2000-01-12-13)	7	0	7	.000	0	0	0	0
FIU (2001-08-09)	3	2	3	.400	0	0	0	0
Fla. Atlantic (1999-2005)	2	0	2	.000	0	0	0	0
Florida (1987-91-92-93-94-95-96-97-98-99-2000-01-02-03-04-05-06-07-08-09-10-11-12-13-14)	25	62	25	.713	0	1	6	0
Florida A&M (1999-2001-02-03-04-05-06-07-08-09)	10	1	10	.091	0	0	0	0
Florida St. (1983-85-87-88-89-90-92-93-97-98-2002-09-10-11-12-13-14)	17	14	17	.452	0	0	1	0
Fresno St. (1984-91-98-2002)	4	2	4	.333	0	0	0	0
Furman (2008)	1	0	1	.000	0	0	0	0

Team (Years Participated)	Yrs.	Won	Lost	Pct.	1st	2nd	3rd	4th
Ga. Southern (2001-03-10-13)	4	0	4	.000	0	0	0	0
George Mason (1993-94-95-96-2002-03-09)	7	1	7	.125	0	0	0	0
George Washington (1993-94-95-2000)	4	3	4	.429	0	0	0	0
Georgetown (1998-99)	2	0	2	.000	0	0	0	0
Georgia (1985-86-91-92-93-94-95-2004-13)	9	5	9	.357	0	0	0	0
Georgia St. (2000)	1	0	1	.000	0	0	0	0
Georgia Tech (1994-95-96-2000-01-02-03-04-09)	9	9	9	.500	0	0	0	0
Gonzaga (1990)	1	0	1	.000	0	0	0	0
Green Bay (2003)	1	0	1	.000	0	0	0	0
Hampton (2013-14)	2	0	2	.000	0	0	0	0
Hawaii (1981-82-83-84-85-86-87-88-89-90-91-93-94-95-96-97-98-99-2000-01-02-03-04-05-06-07-08-09-10-11-12-13-14)	33	75	30	.714	3	2	4	0
High Point (2010)	1	0	1	.000	0	0	0	0
Hofstra (1995-96-97-99-2000-06-12-14)	8	1	8	.111	0	0	0	0
Houston (1989-91-92-93-94-95-96-97-98-99-2000)	11	3	11	.214	0	0	0	0
Idaho (1992-93-94-95-2003-04)	6	2	6	.250	0	0	0	0
Idaho St. (1986-87-90-13)	4	0	4	.000	0	0	0	0
Illinois (1985-86-87-88-89-90-91-92-93-94-95-98-99-2001-03-04-08-09-10-11-13-14)	22	36	22	.621	0	1	2	0
Illinois St. (1982-83-84-85-88-89-92-93-96-97-98-2007-14)	13	3	13	.188	0	0	0	0
Indiana (1995-98-99-2002-10)	5	4	5	.444	0	0	0	0
Iona (2004)	1	0	1	.000	0	0	0	0
Iowa (1989-94)	2	0	2	.000	0	0	0	0
Iowa St. (1995-2006-07-08-09-10-11-12-13-14)	10	15	10	.600	0	0	0	0
IPFW (2009-12)	2	0	2	.000	0	0	0	0
IUPUI (2013)	1	0	1	.000	0	0	0	0
Jackson St. (2011-12)	2	0	2	.000	0	0	0	0
Jacksonville (2004-13-14)	3	0	3	.000	0	0	0	0
Jacksonville St. (2005-06-09)	3	1	3	.250	0	0	0	0
James Madison (1999-2000)	2	0	2	.000	0	0	0	0
Kansas (2003-04-05-12-13-14)	6	5	6	.455	0	0	0	0
Kansas St. (1996-97-98-99-2000-01-02-03-04-05-07-08-11-12-14)	15	14	15	.483	0	0	0	0
Kentucky (1983-87-88-90-92-93-2005-06-07-08-09-10-11-12-13-14)	16	16	16	.500	0	0	0	0
Lamar (1983-84-93-2008)	4	0	4	.000	0	0	0	0
Lehigh (1997)	1	0	1	.000	0	0	0	0
Liberty (1997-99-2001-07-08-11-12)	7	0	7	.000	0	0	0	0
Lipscomb (2007-09-10-11-14)	5	0	5	.000	0	0	0	0
LIU Brooklyn (2004-05-06-07-08-09-12-13-14)	9	1	9	.100	0	0	0	0
Long Beach St. (1985-87-88-89-90-91-92-93-94-95-96-97-98-99-2000-01-02-03-04-05-06-07-08-09-10-11-14)	27	49	24	.671	3	2	3	0
Louisville (1982-90-91-92-93-94-95-96-98-99-2000-01-02-03-04-05-06-07-08-09-10-11-12-13)	24	15	24	.385	0	0	0	0
Loyola Chicago (1995-99-2000-04-05)	5	0	5	.000	0	0	0	0
Loyola Marymount (1986-94-95-96-97-99-2000-03-04-05-12-14)	12	5	12	.294	0	0	0	0
LSU (1986-87-89-90-91-92-2005-06-07-08-09-10-13-14)	14	14	14	.500	0	0	2	0
Manhattan (2002-03)	2	0	2	.000	0	0	0	0
Marquette (2011-12-13-14)	4	2	4	.333	0	0	0	0
Marshall (1995-2005)	2	0	2	.000	0	0	0	0
Maryland (1990-95-96-97-2003-04-05)	7	5	7	.417	0	0	0	0
Memphis (1994)	1	0	1	.000	0	0	0	0
Miami (FL) (2002-09-10-11-12-13-14)	7	4	7	.364	0	0	0	0
Miami (OH) (1981-90-95-96-97-98-2007-08)	8	1	8	.111	0	0	0	0
Michigan (1997-99-2000-02-03-04-06-07-08-09-10-11-12-13)	14	18	14	.563	0	0	1	0
Michigan St. (1994-95-96-97-98-99-2000-01-02-03-06-07-09-11-12-13-14)	17	19	17	.528	0	0	1	0
Middle Tenn. (1995-2006-07-08-09-10-11)	7	4	7	.364	0	0	0	0
Milwaukee (1998-99-2000-01-02-06-08-09-11-13)	10	0	10	.000	0	0	0	0
Minnesota (1989-93-96-97-99-2000-01-02-03-04-05-06-07-08-09-10-11-12-13)	19	39	19	.672	0	1	2	0
Missouri (2000-01-02-03-04-05-06-07-10-11-13)	11	9	11	.450	0	0	0	0
Missouri St. (1982-90-93-2003-05-06-07-08-10-11)	10	1	10	.091	0	0	0	0
Montana (1990-91-94)	3	1	3	.250	0	0	0	0
Morehead St. (2011-13)	2	0	2	.000	0	0	0	0
Morgan St. (1997-98-2000)	3	0	3	.000	0	0	0	0
Murray St. (2003-14)	2	0	2	.000	0	0	0	0
Nebraska (1982-83-84-85-86-87-88-89-90-91-92-93-94-95-96-97-98-99-2000-01-02-03-04-05-06-07-08-09-10-11-12-13-14)	33	92	30	.754	3	3	5	0
Nevada (1998-2001-02-04-05)	5	0	5	.000	0	0	0	0
New Hampshire (1998-2002-03-13-14)	5	0	5	.000	0	0	0	0

Team (Years Participated)	Yrs.	Won	Lost	Pct.	1st	2nd	3rd	4th
New Mexico (1981-88-90-91-92-93-94-2009-10)	9	5	9	.357	0	0	0	0
New Mexico St. (2003-04-06-07-08-12-13)	7	1	7	.125	0	0	0	0
Niagara (2009-10-11)	3	0	3	.000	0	0	0	0
Nicholls St. (2003)	1	0	1	.000	0	0	0	0
North Carolina (1982-83-88-89-98-99-2000-01-02-05-08-10-11-12-13-14)	16	12	16	.429	0	0	0	0
North Carolina St. (1987-2012)	2	0	2	.000	0	0	0	0
North Dakota St. (2008-10-11)	3	0	3	.000	0	0	0	0
North Texas (1995)	1	0	1	.000	0	0	0	0
Northeastern (2001)	1	0	1	.000	0	0	0	0
Northern Ariz. (1999)	1	0	1	.000	0	0	0	0
Northern Colo. (2009-11-12-14)	4	0	4	.000	0	0	0	0
Northern Ill. (1993-96-97-98-2001-11)	6	3	6	.333	0	0	0	0
Northwestern (1981-82-83-84-2002-03-05-10)	8	2	8	.200	0	0	0	0
Northwestern St. (2014)	1	0	1	.000	0	0	0	0
Notre Dame (1988-92-93-94-95-96-97-98-99-2000-01-02-03-04-05-06-09-12)	18	14	18	.438	0	0	0	0
Oakland (2014)	1	0	1	.000	0	0	0	0
Ohio (2003-04-05-06-07-08-09-10-13)	9	5	9	.357	0	0	0	0
Ohio St.* (1989-90-91-92-93-94-95-96-97-98--01-02-04-05-06-09-10-11-12-14)	20	31	20	.608	0	0	2	0
Oklahoma (1987-88-97-2006-07-09-10-11-12-13-14)	11	10	11	.476	0	0	0	0
Ole Miss (2006-07-10)	3	0	3	.000	0	0	0	0
Oral Roberts (1995-96-97-98-99-2000-01-02-06)	9	4	9	.308	0	0	0	0
Oregon (1984-86-87-89-2006-07-08-09-11-12-13-14)	12	14	12	.538	0	1	0	0
Oregon St. (1983-2001-14)	3	2	3	.400	0	0	0	0
Pacific (1981-82-83-84-85-86-87-88-89-90-91-92-93-94-95-96-97-98-99-2000-01-02-03-04)	24	46	24	.657	2	1	2	2
Penn (2001-02-03-09-10)	5	1	5	.167	0	0	0	0
Penn St. (1981-82-83-84-85-86-87-88-89-90-91-92-93-94-95-96-97-98-99-2000-01-02-03-04-05-06-07-08-09-10-11-12-13-14)	34	90	27	.769	7	3	2	0
Pepperdine (1981-82-84-86-87-88-89-90-91-97-98-99-2000-01-02-03-05-06-07-08-11-12)	22	17	22	.436	0	0	0	0
Pittsburgh (1982-84-86-87-90-91-92-93-94-2003-04)	11	3	11	.214	0	0	0	0
Portland St. (2008-10)	2	0	2	.000	0	0	0	0
Prairie View (1999-2006)	2	0	2	.000	0	0	0	0
Princeton (1994-97-99-2000-07)	5	0	5	.000	0	0	0	0
Providence (1983-85)	2	0	2	.000	0	0	0	0
Purdue (1981-82-83-84-85-87-90-2004-05-06-07-08-10-11-12-13)	16	24	16	.600	0	0	0	0
Radford (1993-2000-13)	3	0	3	.000	0	0	0	0
Rhode Island (1985-91)	2	0	2	.000	0	0	0	0
Rice (2004-08-09)	3	0	3	.000	0	0	0	0
Rider (1994)	1	0	1	.000	0	0	0	0
Robert Morris (1999-2000-01-02-03)	5	0	5	.000	0	0	0	0
Rutgers (1982)	1	0	1	.000	0	0	0	0
Sacramento St. (1997-98-99-2000-02-03-04-05-06-07)	10	2	10	.167	0	0	0	0
Sacred Heart (2010-11)	2	0	2	.000	0	0	0	0
Saint Louis (2006-08-09)	3	1	3	.250	0	0	0	0
Sam Houston St. (1993-96)	2	0	2	.000	0	0	0	0
Samford (2011-14)	2	0	2	.000	0	0	0	0
San Diego (1993-96-97-98-99-2001-02-03-04-05-06-07-08-10-11-12-13-14)	18	13	18	.419	0	0	0	0
San Diego St. (1981-82-83-84-85-86-88-89-90-94-95-96-2001-12)	14	15	14	.517	0	0	2	0
San Francisco (2003-08)	2	0	2	.000	0	0	0	0
San Jose St. (1982-83-84-85-86-87-88-89-90-98-2000-01)	12	8	13	.381	0	0	0	1
Santa Clara (1992-93-98-99-2000-01-02-03-04-05-06-07-08-12-14)	15	7	15	.318	0	0	1	0
Seton Hall (2014)	1	0	1	.000	0	0	0	0
Siena (1995-2005-06-07-08-14)	6	0	6	.000	0	0	0	0
South Carolina (1984-95-97-98-2000-01-02)	7	4	7	.364	0	0	0	0
South Carolina St. (2010)	1	0	1	.000	0	0	0	0
South Dakota St. (2007)	1	0	1	.000	0	0	0	0
South Fla. (1993-95-96-97-98-2000-02)	7	2	7	.222	0	0	0	0
Southeast Mo. St. (1996-98-99-2000)	4	1	4	.200	0	0	0	0
Southern California (1981-82-83-84-85-87-88-89-91-92-93-94-95-96-97-98-99-2000-01-02-03-04-05-06-07-08-09-10-11-12-13-14)	32	73	29	.716	3	1	6	0
Southern U. (1998)	1	0	1	.000	0	0	0	0
St. John's (NY) (2006-07)	2	3	2	.600	0	0	0	0
St. Mary's (CA) (2003-04-05-08-09-12)	6	4	6	.400	0	0	0	0
Stanford (1981-82-83-84-85-86-87-88-89-90-91-92-93-94-95-96-97-98-99-2000-01-02-03-04-05-06-07-08-09-10-11-12-13-14)	34	108	29	.788	6	8	4	1

Team (Years Participated)	Yrs.	Won	Lost	Pct.	1st	2nd	3rd	4th
Stephen F. Austin (1994-97-99-2006)	4	1	4	.200	0	0	0	0
TCU (2009)	1	1	1	.500	0	0	0	0
Temple (1997-98-99-2002)	4	2	4	.333	0	0	0	0
Tennessee (1981-82-83-84-93-2000-04-05-06-08-09-10-11-12)	14	13	14	.481	0	0	1	0
Tennessee St. (2007)	1	0	1	.000	0	0	0	0
Tennessee Tech (1997-2008)	2	0	2	.000	0	0	0	0
Texas (1982-83-84-85-86-87-88-89-90-91-92-93-94-95-96-97-98-99-2001-02-04-05-06-07-08-09-10-11-12-13-14)	31	79	29	.731	2	2	6	0
Texas A&M (1981-82-85-86-93-94-95-96-97-98-99-2000-01-02-03-04-05-09-11-12-13-14)	22	25	22	.532	0	0	0	0
Texas St. (1986-91-98-2004-05-07-09-11-13)	9	0	9	.000	0	0	0	0
Texas Tech (1990-91-92-95-96-98-2000-01)	8	3	8	.273	0	0	0	0
Texas-Arlington (1985-86-87-88-89-90-2001-02)	8	7	8	.467	0	0	1	0
Towson (2004)	1	0	1	.000	0	0	0	0
Tulane (2008-09)	2	1	2	.333	0	0	0	0
Tulsa (2007-10-11-12)	4	2	4	.333	0	0	0	0
UAB (2006-08)	2	1	2	.333	0	0	0	0
UALR (1996-97-98-2000-14)	5	1	5	.167	0	0	0	0
UC Irvine (1988-2003-04)	3	1	3	.250	0	0	0	0
UC Santa Barbara (1981-82-83-84-85-86-87-88-89-90-91-92-93-94-95-96-97-98-99-2000-01-02-03-04-05-06-09-13)	28	21	28	.429	0	0	0	0
UCF (1994-95-96-97-2001-02-03-14)	8	2	8	.200	0	0	0	0
UCLA (1981-82-83-84-85-86-87-88-89-90-91-92-93-94-95-97-98-99-2000-01-02-03-04-05-06-07-08-09-10-11-12-14)	32	83	29	.741	4	4	3	1
UMBC (1998)	1	0	1	.000	0	0	0	0
UMES (2011-12)	2	0	2	.000	0	0	0	0
UNI (1986-87-91-94-95-98-99-2000-01-02-03-06-07-08-09-10-11-12)	18	14	18	.438	0	0	0	0
UNLV (2007)	1	0	1	.000	0	0	0	0
UT Martin (2002)	1	0	1	.000	0	0	0	0
Utah (1998-99-2000-01-02-03-04-05-06-08-13-14)	12	12	12	.500	0	0	0	0
Utah St. (2000-01-05-10)	4	2	4	.333	0	0	0	0
UTSA (2000-10-13)	3	0	3	.000	0	0	0	0
Valparaiso (2003-04-05)	3	0	3	.000	0	0	0	0
VCU (2005)	1	0	1	.000	0	0	0	0
Villanova (1997)	1	0	1	.000	0	0	0	0
Virginia (1998-99)	2	0	2	.000	0	0	0	0
Virginia Tech (2010)	1	1	1	.500	0	0	0	0
Washington (1986-88-89-94-96-97-2002-03-04-05-06-07-08-09-10-11-12-13-14)	19	41	18	.695	1	0	3	0
Washington St. (1991-93-94-95-96-97-2000-01-02-09)	10	9	10	.474	0	0	0	0
Weber St. (1988)	1	0	1	.000	0	0	0	0
Western Ky. (2002-05-07-08-10-11-12-14)	8	1	8	.111	0	0	0	0
Western Mich. (1982-83-84-85-86-87-88-89-2000-08-11-14)	12	7	12	.368	0	0	0	0
Wichita St. (2004-07-08-09-10-11-12-13)	8	6	8	.429	0	0	0	0
William & Mary (2001)	1	0	1	.000	0	0	0	0
Winthrop (2002-03-04-05-06)	5	0	5	.000	0	0	0	0
Wisconsin (1990-91-93-94-96-97-98-99-2000-01-02-03-04-05-06-07-13-14)	18	37	18	.673	0	2	0	0
Wyoming (1986-89-90-94)	4	2	4	.333	0	0	0	0
Xavier (2001-07)	2	0	2	.000	0	0	0	0
Yale (2004-08-11-12-13-14)	6	2	6	.250	0	0	0	0

*Participation in tournament vacated by the NCAA Committee on Infractions: Ohio St. 1999 (1-1) and 2000 (2-1).

ALL-TIME RESULTS

1981

First Round

Texas A&M def. Pepperdine, 15-13, 15-12, 9-15, 15-9

Penn St. def. Cincinnati, 15-8, 15-6, 15-2
Purdue def. Tennessee, 15-13, 15-10, 15-10
New Mexico def. Miami (OH), 11-15, 15-11, 15-11, 15-9.

Regional Semifinals

Hawaii def. Texas A&M, 15-6, 15-10, 15-7
Southern California def. Arizona, 15-6, 15-5, 15-10

Pacific def. Penn St., 10-15, 15-13, 15-10, 2-15, 15-13

Cal Poly def. Northwestern, 18-16, 15-11, 16-14
UCLA def. Purdue, 15-11, 6-15, 11-15, 15-8, 15-3
Stanford def. Arizona St., 15-0, 15-10, 15-6
San Diego St. def. New Mexico, 15-7, 15-3, 15-8
UC Santa Barbara def. BYU, 15-11, 13-15, 4-15, 15-9, 15-8.

Regional Finals

Southern California def. Hawaii, 15-12, 15-4, 11-15, 15-5

Pacific def. Cal Poly, 15-12, 15-12, 8-15, 15-9
UCLA def. Stanford, 4-15, 15-10, 15-10, 10-15, 15-3

San Diego St. def. UC Santa Barbara, 15-9, 15-1, 15-8.

Semifinals

Southern California def. Pacific, 9-15, 15-12, 15-11, 10-15, 15-11

UCLA def. San Diego St., 4-15, 15-8, 15-9, 15-8.

Third Place

San Diego St. def. Pacific, 15-5, 15-10, 15-7.

Championship

Southern California def. UCLA, 9-15, 15-7, 10-15, 15-13, 15-7

1982

First Round

San Jose St. def. UC Santa Barbara, 14-16, 15-6, 15-3, 12-15, 16-14

Arizona St. def. Illinois St., 14-16, 15-13, 15-8, 15-13

Cal Poly def. Pittsburgh, 15-9, 15-2, 15-5
Pacific def. North Carolina, 15-6, 15-3, 15-4
Arizona def. Texas A&M, 15-6, 15-8, 15-7
Texas def. Missouri St., 15-10, 8-15, 15-7, 15-13
Tennessee def. Northwestern, 15-12, 7-15, 4-15, 15-8, 15-9

Nebraska def. Penn St., 15-13, 15-5, 15-13
Purdue def. Rutgers, 12-15, 15-7, 15-3, 15-9
UCLA def. Louisville, 15-6, 15-4, 15-8
BYU def. Western Mich., 15-10, 15-7, 15-7
California def. Pepperdine, 17-15, 15-13, 15-4.

Regional Semifinals

Hawaii def. San Jose St., 15-10, 15-8, 15-2
Cal Poly def. Arizona St., 11-15, 15-11, 16-14, 15-10

Stanford def. Texas, 15-8, 15-8, 15-7
Pacific def. Arizona, 15-13, 15-13, 7-15, 15-5
Southern California def. Tennessee, 15-11, 15-7, 15-8

Purdue def. Nebraska, 12-15, 12-15, 15-4, 15-12, 15-5

UCLA def. BYU, 15-5, 15-4, 18-16

San Diego St. def. California, 15-8, 15-11, 11-15, 15-13.

Regional Finals

Hawaii def. Cal Poly, 5-15, 15-8, 15-12, 15-6
Stanford def. Pacific, 15-6, 15-8, 15-11

Southern California def. Purdue, 15-13, 15-3, 15-8

San Diego St. def. UCLA, 15-7, 15-10, 6-15, 15-6.

Semifinals

Hawaii def. Stanford, 12-15, 15-9, 12-15, 15-11, 15-6

Southern California def. San Diego St., 15-13, 15-12, 15-12.

Third Place

San Diego St. def. Stanford, 13-15, 15-11, 17-15, 10-15, 16-14.

Championship

Hawaii def. Southern California, 14-16, 9-15, 15-13, 15-10, 15-12

1983

First Round

California def. Oregon St., 12-15, 9-15, 15-12, 15-11, 15-10

UC Santa Barbara def. Northwestern, 15-5, 15-13, 15-8

Cal Poly def. San Jose St., 15-5, 15-7, 14-16, 15-13

Purdue def. Illinois St., 15-9, 5-15, 3-15, 15-1, 15-5

Western Mich. def. Nebraska, 9-15, 15-12, 15-12, 15-8

Penn St. def. Providence, 15-10, 15-9, 15-9
Tennessee def. Florida St., 12-15, 12-15, 15-1, 15-10, 15-8

Texas def. Lamar, 15-4, 15-3, 15-10
Kentucky def. North Carolina, 15-2, 15-13, 15-12

Arizona def. Southern California, 15-10, 4-15, 15-10, 4-15, 15-9

San Diego St. def. Colorado St., 15-8, 15-12, 15-9

BYU def. Arizona St., 15-8, 15-8, 15-12.

Regional Semifinals

Pacific def. California, 15-11, 15-3, 15-3

Cal Poly def. UC Santa Barbara, 15-4, 12-15, 15-11, 13-15, 15-4

Western Mich. def. Purdue, 15-3, 9-15, 15-9, 14-16, 15-10

UCLA def. Penn St., 15-1, 16-14, 15-11

Hawaii def. Tennessee, 15-6, 15-7, 15-4
Kentucky def. Texas, 15-7, 6-15, 14-16, 15-13, 15-10

San Diego St. def. Arizona, 11-15, 15-7, 15-1, 15-5

Stanford def. BYU, 16-14, 4-15, 15-12, 15-4.

Regional Finals

Pacific def. Cal Poly, 15-9, 15-3, 15-10

UCLA def. Western Mich., 15-6, 15-8, 15-12
Hawaii def. Kentucky, 10-15, 18-16, 15-9, 15-10
Stanford def. San Diego St., 15-7, 15-11, 15-8.

Semifinals

UCLA def. Pacific, 15-5, 15-12, 15-17, 9-15, 15-7
Hawaii def. Stanford, 15-9, 15-7, 15-7.

Third Place

Stanford def. Pacific, 7-15, 15-8, 15-11, 15-2.

Championship

Hawaii def. UCLA, 15-13, 15-4, 15-10

1984

First Round

Colorado St. def. Arizona, 15-13, 15-11, 10-15, 15-11

San Diego St. def. BYU, 15-13, 15-9, 15-11
Southern California def. Pepperdine, 15-6, 14-16, 15-8, 13-15, 15-8

Nebraska def. Pittsburgh, 15-6, 15-10, 18-16

Western Mich. def. Illinois St., 15-13, 9-15, 15-8, 17-15

Penn St. def. Northwestern, 7-15, 15-9, 15-4, 9-15, 15-3

Fresno St. def. UC Santa Barbara, 12-15, 15-13, 15-11, 15-6

San Jose St. def. Purdue, 5-15, 15-8, 15-9, 15-13
Oregon def. Hawaii, 15-9, 16-4, 14-16, 3-15, 15-9
Texas def. Lamar, 15-4, 15-10, 15-8

Tennessee def. Eastern Ky., 15-2, 15-6, 15-9
Duke def. South Carolina, 15-13, 15-8, 10-15, 15-9.

Regional Semifinals

Stanford def. Colorado St., 15-2, 15-5, 15-5
Southern California def. San Diego St., 15-7, 15-13, 15-10

Nebraska def. Western Mich., 15-12, 15-10, 8-15, 15-7

Pacific def. Penn St., 15-4, 15-8, 15-12

Fresno St. def. Cal Poly, 7-15, 15-11, 4-15, 15-4, 16-14

San Jose St. def. Oregon, 15-4, 17-15, 15-12

Texas def. Tennessee, 15-6, 15-7, 10-15, 15-6
UCLA def. Duke, 15-4, 15-3, 15-8.

Regional Finals

Stanford def. Southern California, 11-15, 14-16, 15-9, 15-9, 15-10

Pacific def. Nebraska, 15-7, 15-8, 13-15, 15-3
San Jose St. def. Fresno St., 15-6, 6-15, 15-5, 15-4

UCLA def. Texas, 15-17, 15-11, 15-13, 16-14.

Semifinals

Stanford def. Pacific, 15-11, 15-10, 15-12

UCLA def. San Jose St., 15-6, 15-2, 15-4.

Third Place

Pacific def. San Jose St., 7-15, 15-13, 15-9, 15-6.

Championship

UCLA def. Stanford, 15-12, 7-15, 15-10, 9-15, 15-13

1985

First Round

Colorado St. def. Rhode Island, 15-5, 15-8, 15-3
Arizona def. Arizona St., 12-15, 13-15, 15-11, 15-12, 15-13

BYU def. Providence, 15-3, 15-4, 15-5

Nebraska def. Penn St., 15-8, 15-7, 15-12

Purdue def. Illinois St., 15-11, 15-5, 15-6

Illinois def. Western Mich., 15-9, 15-11, 12-15, 15-2

Georgia def. Florida St., 15-6, 15-1, 15-10

Texas A&M def. Texas-Arlington, 15-6, 11-15, 16-14, 8-15, 15-10

Texas def. Duke, 15-9, 15-6, 15-8

Cal Poly def. UC Santa Barbara, 15-13, 15-9, 7-15, 12-15, 15-13

San Jose St. def. Long Beach St., 16-14, 15-13, 15-12

Hawaii def. San Diego St., 15-12, 11-15, 15-8, 16-14.

Regional Semifinals

Stanford def. Colorado St., 15-6, 15-10, 15-8

BYU def. Arizona, 12-15, 15-10, 15-6, 8-15, 16-14

Nebraska def. Purdue, 15-1, 16-14, 12-15, 15-11
Southern California def. Illinois, 15-8, 15-8, 15-9

UCLA def. Georgia, 15-3, 15-5, 15-8

Texas def. Texas A&M, 15-6, 15-8, 15-3

Cal Poly def. San Jose St., 15-9, 15-5, 15-9

Pacific def. Hawaii, 15-7, 15-6, 15-4.

Regional Finals

Stanford def. BYU, 15-7, 10-15, 15-9, 15-12
Southern California def. Nebraska, 5-15, 15-11, 15-12, 15-7
UCLA def. Texas, 15-8, 15-10, 15-11
Pacific def. Cal Poly, 16-14, 15-13, 15-7.

Semifinals

Stanford def. Southern California, 15-9, 7-15, 15-10, 15-6
Pacific def. UCLA, 15-11, 15-7, 9-15, 17-15.

Third Place

Southern California def. UCLA, 15-7, 15-12, 8-15, 11-15, 15-3.

Championship

Pacific def. Stanford, 15-17, 15-7, 15-12, 15-13

1986

First Round

Pacific def. Idaho St., 15-7, 15-9, 15-4
San Diego St. def. UC Santa Barbara, 15-11, 15-8, 9-15, 15-11
San Jose St. def. Cal Poly, 15-7, 14-16, 15-11, 15-11
Hawaii def. Alliant Int'l, 15-5, 15-4, 15-8
Texas-Arlington def. Texas St., 9-15, 15-3, 15-7, 15-6
LSU def. Arizona, 15-12, 5-15, 15-12, 12-15, 15-9
Georgia def. Texas A&M, 5-15, 15-4, 15-10, 15-6
Texas def. Duke, 15-8, 15-3, 13-15, 15-0
Nebraska def. Pittsburgh, 11-15, 15-5, 15-10, 15-7
Penn St. def. Wyoming, 13-15, 15-2, 15-7, 15-4
Western Mich. def. Colorado St., 16-14, 15-2, 15-12
Illinois def. UNI, 9-15, 15-1, 15-6, 15-10
Loyola Marymount def. UCLA, 1-15, 9-15, 15-8, 15-12, 16-14
Stanford def. Oregon, 15-9, 15-7, 10-15, 15-4
Arizona St. def. Pepperdine, 15-9, 15-11, 15-3
BYU def. Washington, 15-4, 15-8, 15-10.

Regional Semifinals

Pacific def. San Diego St., 15-9, 15-13, 15-10
Hawaii def. San Jose St., 8-15, 6-15, 16-14, 15-12, 15-11
LSU def. Texas-Arlington, 15-7, 15-5, 15-9
Texas def. Georgia, 15-9, 15-8, 15-11
Nebraska def. Penn St., 7-15, 15-4, 16-14, 16-18, 15-9
Illinois def. Western Mich., 15-4, 15-10, 15-4
Stanford def. Loyola Marymount, 15-8, 15-7, 15-11
BYU def. Arizona St., 15-10, 15-3, 15-17, 15-12.

Regional Finals

Pacific def. Hawaii, 15-7, 6-15, 15-6, 15-12
Texas def. LSU, 15-3, 15-11, 15-13
Nebraska def. Illinois, 15-9, 15-8, 15-3
Stanford def. BYU, 15-12, 15-13, 15-12.

Semifinals

Pacific def. Texas, 15-6, 15-1, 16-14
Nebraska def. Stanford, 7-15, 15-2, 15-10, 15-10.

Championship

Pacific def. Nebraska, 15-12, 15-4, 15-4

1987

First Round

Hawaii def. Arizona, 15-4, 15-11, 15-10
Cal Poly def. UC Santa Barbara, 11-15, 15-9, 15-5, 15-8
San Jose St. def. Idaho St., 15-9, 15-10, 15-10
Pacific def. Long Beach St., 15-3, 15-12, 15-6
Illinois def. Pittsburgh, 5-15, 15-4, 15-3, 15-2
Western Mich. def. Oklahoma, 15-3, 15-8, 15-9
Purdue def. Penn St., 15-4, 15-9, 17-15
Nebraska def. UNI, 15-9, 15-1, 15-6
Texas def. Florida St., 15-6, 15-11, 15-9

Florida def. LSU, 15-12, 7-15, 15-10, 10-15, 15-10

Texas-Arlington def. Arizona St., 15-9, 15-6, 15-10

Kentucky def. North Carolina St., 15-13, 15-5, 15-8

BYU def. Pepperdine, 15-11, 15-12, 15-6
UCLA def. California, 15-12, 11-15, 15-11, 15-2
Colorado St. def. Southern California, 7-15, 15-8, 15-9, 11-15, 15-12
Stanford def. Oregon, 15-6, 15-8, 15-4.

Regional Semifinals

Hawaii def. Cal Poly, 15-4, 15-10, 15-8
Pacific def. San Jose St., 15-9, 15-9, 15-6
Illinois def. Western Mich., 15-11, 9-15, 15-7, 12-15, 15-10
Nebraska def. Purdue, 15-8, 15-12, 15-3
Texas def. Florida, 15-9, 15-4, 15-3
Kentucky def. Texas-Arlington, 13-15, 15-13, 15-11, 18-16
BYU def. UCLA, 17-15, 15-4, 11-15, 15-12
Stanford def. Colorado St., 15-8, 15-9, 15-12.

Regional Finals

Hawaii def. Pacific, 15-11, 15-9, 15-12
Illinois def. Nebraska, 15-11, 15-12, 15-5
Texas def. Kentucky, 9-15, 15-12, 15-9, 15-4
Stanford def. BYU, 15-9, 15-6, 11-15, 15-4.

Semifinals

Hawaii def. Illinois, 19-17, 15-13, 15-11
Stanford def. Texas, 11-15, 15-12, 8-15, 15-6, 15-5.

Championship

Hawaii def. Stanford, 15-10, 15-10, 9-15, 15-1

1988

First Round

UCLA def. California, 15-10, 15-8, 15-12
BYU def. Arizona, 11-15, 15-9, 15-7, 15-5
Washington def. Arizona St., 15-11, 15-10, 15-11
Stanford def. Southern California, 15-3, 15-7, 15-11
Texas-Arlington def. Pepperdine, 13-15, 15-11, 15-10, 8-15, 15-3
Kentucky def. New Mexico, 16-14, 15-1, 12-15, 9-15, 15-9
Colorado St. def. Florida St., 15-3, 15-3, 8-15, 15-7
Texas def. North Carolina, 15-7, 15-6, 15-6
Illinois def. Illinois St., 15-11, 15-5, 15-4
Notre Dame def. Penn St., 15-13, 15-10, 14-16, 15-10
Oklahoma def. Western Mich., 15-6, 15-8, 15-7
Nebraska def. Weber St., 15-10, 15-5, 14-16, 8-15, 15-8
Long Beach St. def. UC Irvine, 15-12, 11-15, 15-6, 7-15, 16-14
Pacific def. UC Santa Barbara, 15-4, 15-11, 15-6
San Diego St. def. San Jose St., 15-7, 15-13, 14-16, 15-8
Hawaii def. Cal Poly, 15-12, 15-7, 15-11.

Regional Semifinals

UCLA def. BYU, 15-7, 15-7, 15-13
Washington def. Stanford, 15-11, 3-15, 9-15, 15-9, 15-8
Texas-Arlington def. Kentucky, 15-7, 13-15, 15-13, 15-4
Texas def. Colorado St., 15-3, 15-8, 15-5
Illinois def. Notre Dame, 15-5, 15-9, 5-15, 13-15, 15-9
Oklahoma def. Nebraska, 15-12, 15-9, 8-15, 11-15, 15-10
Pacific def. Long Beach St., 15-10, 16-18, 15-11, 15-6
Hawaii def. San Diego St., 15-4, 15-8, 15-13.

Regional Finals

UCLA def. Washington, 15-7, 16-14, 15-9

Texas def. Texas-Arlington, 15-10, 15-2, 15-7
Illinois def. Oklahoma, 15-11, 15-8, 15-4
Hawaii def. Pacific, 15-10, 15-7, 13-15, 15-8.

Semifinals

Texas def. UCLA, 16-14, 15-11, 15-13
Hawaii def. Illinois, 15-1, 15-12, 13-15, 15-13.

Championship

Texas def. Hawaii, 15-4, 16-14, 15-13

1989

First Round

Hawaii def. Eastern Wash., 15-2, 15-9, 15-7
Cal Poly def. UC Santa Barbara, 14-16, 15-12, 14-16, 16-14, 15-12
Long Beach St. def. San Diego St., 15-7, 15-7, 15-10
Pacific def. San Jose St., 15-11, 15-8, 15-6
Texas def. Western Mich., 15-10, 16-14, 15-3
California def. Florida St., 11-15, 15-11, 15-13, 15-13
LSU def. Houston, 13-15, 15-12, 8-15, 15-7, 15-3
Texas-Arlington def. North Carolina, 13-15, 15-6, 15-13, 15-6
Nebraska def. Illinois St., 15-7, 15-11, 15-12
Minnesota def. Colorado, 15-11, 16-14, 15-11
Illinois def. Penn St., 15-5, 15-9, 15-2
Ohio St. def. Iowa, 15-9, 15-6, 15-13
UCLA def. Pepperdine, 9-15, 15-10, 15-6, 15-4
Arizona def. Oregon, 15-9, 15-7, 15-12
Stanford def. Southern California, 15-8, 13-15, 15-5, 15-7
Wyoming def. Washington, 15-9, 15-8, 15-10.

Regional Semifinals

Hawaii def. Cal Poly, 15-9, 15-17, 9-15, 15-12, 15-12
Long Beach St. def. Pacific, 15-11, 9-15, 15-12, 15-9
Texas def. California, 15-11, 15-6, 15-10
Texas-Arlington def. LSU, 13-15, 11-15, 15-11, 15-13, 15-5
Nebraska def. Minnesota, 15-10, 11-15, 15-13, 15-12
Illinois def. Ohio St., 13-15, 15-7, 15-10, 17-15
UCLA def. Arizona, 15-11, 16-14, 16-14
Wyoming def. Stanford, 15-6, 3-15, 10-15, 15-12, 15-11.

Regional Finals

Long Beach St. def. Hawaii, 11-15, 15-13, 10-15, 15-8, 15-10
Texas-Arlington def. Texas, 15-8, 11-15, 11-15, 15-9, 15-10
Nebraska def. Illinois, 17-15, 15-5, 15-8
UCLA def. Wyoming, 15-8, 15-10, 15-11.

Semifinals

Long Beach St. def. Texas-Arlington, 15-6, 11-15, 15-10, 15-7
Nebraska def. UCLA, 15-13, 15-11, 15-6.

Championship

Long Beach St. def. Nebraska, 15-12, 15-0, 15-6

1990

First Round

UCLA def. Gonzaga, 15-6, 15-7, 15-12
New Mexico def. Pepperdine, 15-7, 15-10, 15-12
San Diego St. def. BYU, 15-10, 15-8, 12-15, 15-13
Stanford def. Wyoming, 15-4, 15-5, 15-8
Texas Tech def. Texas-Arlington, 16-14, 15-4, 16-14
LSU def. Louisville, 15-9, 15-1, 15-7
Kentucky def. Florida St., 15-12, 15-10, 10-15, 15-10
Texas def. Maryland, 15-3, 15-5, 15-7
Hawaii def. Missouri St., 15-4, 15-11, 15-4
Long Beach St. def. San Jose St., 15-10, 15-10,

15-7
UC Santa Barbara def. Idaho St., 15-12, 15-4, 15-10
Pacific def. Montana, 15-3, 15-10, 15-9
Penn St. def. Purdue, 15-8, 16-14, 15-4
Wisconsin def. Illinois, 15-10, 15-9, 15-10
Pittsburgh def. Ohio St., 15-12, 15-13, 9-15, 15-13
Nebraska def. Miami (OH), 15-3, 15-9, 15-9.

Regional Semifinals

UCLA def. New Mexico, 15-8, 11-15, 15-3, 16-14
Stanford def. San Diego St., 15-11, 13-15, 15-6, 15-1
LSU def. Texas Tech, 15-11, 15-12, 15-5
Texas def. Kentucky, 15-4, 15-5, 15-5
Long Beach St. def. Hawaii, 15-11, 8-15, 15-13, 15-13
Pacific def. UC Santa Barbara, 15-8, 15-9, 15-5
Penn St. def. Wisconsin, 15-6, 15-6, 15-3
Nebraska def. Pittsburgh, 15-7, 15-11, 15-7.

Regional Finals

UCLA def. Stanford, 15-10, 15-8, 15-12
LSU def. Texas, 8-15, 4-15, 15-10, 15-11, 17-15
Pacific def. Long Beach St., 15-8, 16-14, 14-16, 15-6
Nebraska def. Penn St., 15-12, 16-14, 10-15, 15-5.

Semifinals

UCLA def. LSU, 15-13, 15-10, 15-6
Pacific def. Nebraska, 15-13, 11-15, 15-9, 15-12.

Championship

UCLA def. Pacific, 15-9, 15-12, 15-7

1991

First Round

Stanford def. Rhode Island, 15-1, 15-2, 15-11
Southern California def. BYU, 15-7, 15-6, 1-15, 15-9
UCLA def. Pepperdine, 15-3, 15-8, 15-11
New Mexico def. Washington St., 15-5, 11-15, 15-9, 15-4
Ohio St. def. Pittsburgh, 15-9, 17-15, 9-15, 15-7
Penn St. def. Colorado, 8-15, 10-15, 15-11, 15-6, 15-11
Wisconsin def. Bowling Green, 15-8, 15-4, 16-14
Nebraska def. Illinois, 15-5, 15-8, 15-12
LSU def. Houston, 15-5, 15-5, 16-14
Texas Tech def. Georgia, 15-5, 15-6, 15-4
Texas def. Duke, 15-3, 15-9, 15-12
Florida def. Louisville, 15-5, 15-13, 15-10
Hawaii def. Texas St., 17-15, 15-6, 15-7
Pacific def. Montana, 15-2, 15-6, 15-3
UC Santa Barbara def. Fresno St., 15-9, 15-7, 17-16
Long Beach St. def. UNI, 15-7, 15-3, 15-6.

Regional Semifinals

Stanford def. Southern California, 12-15, 15-6, 9-15, 15-10, 15-9
UCLA def. New Mexico, 15-12, 15-10, 15-10
Ohio St. def. Penn St., 13-15, 15-9, 11-15, 15-5, 15-11
Nebraska def. Wisconsin, 15-9, 15-10, 15-10
LSU def. Texas Tech, 15-6, 15-7, 15-10
Florida def. Texas, 3-15, 15-10, 15-9, 15-5
Hawaii def. Pacific, 16-14, 15-13, 15-10
Long Beach St. def. UC Santa Barbara, 15-10, 7-15, 16-14, 15-10.

Regional Finals

UCLA def. Stanford, 15-2, 15-12, 16-14
Ohio St. def. Nebraska, 9-15, 15-9, 17-16, 15-7
LSU def. Florida, 15-10, 15-10, 12-15, 15-13
Long Beach St. def. Hawaii, 15-6, 15-10, 8-15, 8-15, 15-11.

Semifinals

UCLA def. Ohio St., 15-8, 15-8, 15-5
Long Beach St. def. LSU, 15-13, 6-15, 15-10,

15-13.

Championship

UCLA def. Long Beach St., 12-15, 13-15, 15-12, 15-6, 15-11

1992

First Round

UCLA def. Ball St., 15-1, 15-4, 15-0
Arizona St. def. New Mexico, 12-15, 9-15, 15-11, 15-5, 15-4
Southern California def. CSUN, 16-14, 15-8, 15-10
BYU def. Santa Clara, 15-4, 15-13, 16-14
Florida def. Florida St., 15-9, 15-3, 15-10
Kentucky def. Duke, 15-6, 15-11, 7-15, 15-11
LSU def. Texas Tech, 15-7, 15-8, 15-5
Texas def. Georgia, 15-12, 15-2, 10-15, 15-8
Long Beach St. def. Arkansas St., 13-15, 15-3, 15-8, 15-11
Illinois St. def. Houston, 15-12, 15-9, 15-13
UC Santa Barbara def. Idaho, 15-3, 15-8, 15-13
Pacific def. Louisville, 15-13, 15-6, 15-5
Stanford def. Pittsburgh, 15-3, 15-2, 15-4
Penn St. def. Notre Dame, 15-13, 15-8, 15-9
Nebraska def. Colorado, 15-11, 15-8, 8-15, 19-17
Illinois def. Ohio St., 15-2, 15-7, 15-12.

Regional Semifinals

UCLA def. Arizona St., 15-3, 15-9, 15-3
BYU def. Southern California, 15-5, 15-5, 13-15, 15-11
Florida def. Kentucky, 15-13, 15-10, 16-14
Texas def. LSU, 15-9, 13-15, 15-12, 15-4
Long Beach St. def. Illinois St., 15-8, 15-7, 15-4
Pacific def. UC Santa Barbara, 15-9, 15-2, 8-15, 15-6
Stanford def. Penn St., 15-13, 15-6, 15-13
Illinois def. Nebraska, 15-10, 15-7, 15-10.

Regional Finals

UCLA def. BYU, 15-5, 15-8, 15-9
Florida def. Texas, 8-15, 14-16, 15-6, 15-2, 15-11
Long Beach St. def. Pacific, 4-15, 15-12, 15-11, 15-7
Stanford def. Illinois, 17-15, 15-6, 15-17, 15-10.

Semifinals

UCLA def. Florida, 15-12, 15-12, 15-10
Stanford def. Long Beach St., 15-10, 15-12, 6-15, 15-9.

Championship

Stanford def. UCLA, 15-8, 15-9, 6-15, 15-10

1993

First Round

New Mexico def. Santa Clara, 15-11, 11-15, 15-11, 15-8
Southern California def. Radford, 15-2, 15-6, 15-1
Arizona def. Lamar, 15-11, 15-4, 15-7
Washington St. def. San Diego, 14-16, 15-9, 15-5, 15-11
Minnesota def. Ball St., 15-6, 15-11, 15-9
Nebraska def. Cornell, 15-7, 15-4, 15-1
Northern Ill. def. Illinois St., 17-15, 16-14, 15-13
Illinois def. Missouri St., 15-7, 15-13, 17-15
George Washington def. Pittsburgh, 15-13, 10-15, 15-9, 12-15, 15-13
Idaho def. Appalachian St., 15-5, 15-8, 15-2
Florida St. def. DePaul, 15-8, 7-15, 15-10, 15-13
Wisconsin def. South Fla., 15-4, 15-7, 16-14
Texas A&M def. George Mason, 15-5, 15-5, 11-15, 15-6
Duke def. Louisville, 15-12, 15-11, 15-13
Tennessee def. Sam Houston St., 15-12, 15-5, 6-15, 15-9
Houston def. Clemson, 15-11, 15-10, 15-10.

Second Round

UCLA def. New Mexico, 15-8, 15-3, 15-6

Stanford def. Southern California, 15-11, 15-7, 13-15, 15-5
Arizona def. Arizona St., 5-15, 15-7, 5-15, 15-9, 15-11
BYU def. Washington St., 15-6, 15-11, 15-4
Minnesota def. UC Santa Barbara, 15-13, 7-15, 15-5, 14-16, 15-10
Notre Dame def. Nebraska, 15-11, 15-10, 15-8
Penn St. def. Northern Ill., 15-5, 15-8, 15-8
Colorado def. Illinois, 15-7, 15-5, 15-10
Long Beach St. def. George Washington, 15-3, 15-8, 15-5
Ohio St. def. Idaho, 7-15, 15-6, 16-14, 15-2
Pacific def. Florida St., 15-6, 15-17, 15-6, 15-9
Hawaii def. Wisconsin, 16-14, 15-10, 15-7
Texas def. Texas A&M, 15-10, 15-3, 15-8
Duke def. Kentucky, 15-12, 15-9, 15-12
Georgia def. Tennessee, 15-3, 15-10, 5-15, 15-11
Florida def. Houston, 15-10, 15-10, 15-8.

Regional Semifinals

UCLA def. Stanford, 15-11, 12-15, 15-5, 15-10
BYU def. Arizona, 15-8, 11-15, 15-9, 15-8
Notre Dame def. Minnesota, 15-9, 11-15, 15-13, 11-15, 15-13
Penn St. def. Colorado, 9-15, 16-14, 16-18, 15-8, 15-7
Long Beach St. def. Ohio St., 15-7, 15-9, 13-15, 15-12
Hawaii def. Pacific, 15-6, 15-13, 12-15, 15-10
Texas def. Duke, 15-9, 15-12, 15-11
Florida def. Georgia, 16-14, 15-9, 15-13.

Regional Finals

BYU def. UCLA, 16-14, 17-15, 15-11
Penn St. def. Notre Dame, 15-12, 15-5, 15-12
Long Beach St. def. Hawaii, 15-12, 15-7, 15-12
Florida def. Texas, 15-11, 15-8, 11-15, 12-15, 15-10.

Semifinals

Penn St. def. BYU, 15-13, 6-15, 16-14, 15-12
Long Beach St. def. Florida, 15-10, 15-6, 15-3.

Championship

Long Beach St. def. Penn St., 15-13, 12-15, 15-11, 16-14

1994

First Round

Washington def. Wyoming, 7-15, 15-9, 15-4, 15-13
San Diego St. def. Memphis, 7-15, 15-6, 15-5, 15-9
Arizona def. Loyola Marymount, 15-13, 9-15, 15-6, 15-3
New Mexico def. Washington St., 15-7, 8-15, 13-15, 15-11, 15-8
Texas A&M def. Michigan St., 15-12, 15-9, 14-16, 15-5
UC Santa Barbara def. Princeton, 15-3, 15-1, 15-9
Idaho def. UCF, 15-2, 15-5, 15-5
Montana def. Arkansas St., 14-16, 15-10, 15-9, 17-15
George Washington def. Wisconsin, 15-13, 15-11, 12-15, 12-15, 15-10
UNI def. Rider, 15-0, 15-2, 15-3
Pittsburgh def. Iowa, 5-15, 16-14, 4-15, 16-14, 15-10
Ball St. def. Illinois, 15-12, 8-15, 15-7, 8-15, 16-14
Georgia Tech def. George Mason, 15-10, 15-11, 5-15, 15-5
Georgia def. Appalachian St., 15-6, 15-4, 15-5
Texas def. Louisville, 15-10, 16-14, 15-10
Clemson def. Stephen F. Austin, 12-15, 13-15, 15-9, 15-11, 15-8.

Second Round

Stanford def. Washington, 15-5, 15-11, 15-3
Arizona St. def. San Diego St., 15-13, 6-15, 9-15,

15-6, 15-12
Arizona def. BYU, 10-15, 15-5, 15-4, 15-10
Southern California def. New Mexico, 15-13, 15-4, 15-6
Ohio St. def. Texas A&M, 15-6, 15-13, 15-10
Pacific def. UC Santa Barbara, 15-13, 18-16, 9-15, 10-15, 15-13
Hawaii def. Idaho, 17-15, 15-11, 15-7
Long Beach St. def. Montana, 15-10, 15-6, 15-8
Nebraska def. George Washington, 17-15, 15-9, 15-8
Colorado def. UNI, 14-16, 15-13, 15-9, 15-12
Notre Dame def. Pittsburgh, 9-15, 15-11, 15-13, 15-13
Penn St. def. Ball St., 15-8, 15-5, 18-16
UCLA def. Georgia Tech, 15-7, 15-9, 15-8
Duke def. Georgia, 15-11, 15-3, 15-4
Florida def. Texas, 15-13, 15-8, 17-15
Houston def. Clemson, 15-1, 15-13, 15-12.

Regional Semifinals

Stanford def. Arizona St., 15-8, 15-3, 15-6
Southern California def. Arizona, 15-7, 15-9, 15-7
Ohio St. def. Pacific, 15-10, 10-15, 15-11, 15-4
Long Beach St. def. Hawaii, 15-12, 12-15, 15-11, 11-15, 15-10
Nebraska def. Colorado, 15-11, 15-7, 15-5
Penn St. def. Notre Dame, 15-4, 15-6, 15-2
UCLA def. Duke, 15-3, 15-3, 15-4
Houston def. Florida, 13-15, 15-6, 15-11, 15-4.

Regional Finals

Stanford def. Southern California, 15-13, 15-13, 15-6
Ohio St. def. Long Beach St., 15-5, 14-16, 15-9, 15-5
Penn St. def. Nebraska, 12-15, 15-11, 15-9, 15-8
UCLA def. Houston, 15-5, 15-7, 15-12.

Semifinals

Stanford def. Ohio St., 15-11, 15-9, 15-7
UCLA def. Penn St., 3-15, 15-4, 15-9, 5-15, 15-11.

Championship

Stanford def. UCLA, 15-10, 5-15, 16-14, 15-13

1995

First Round

UNI def. Colorado, 15-7, 15-12, 21-19
Southern California def. North Texas, 15-6, 15-2, 15-1
Oral Roberts def. Loyola Marymount, 14-16, 11-15, 15-13, 17-15, 15-12
Iowa St. def. Idaho, 15-13, 15-5, 15-10
Texas Tech def. Arkansas St., 15-2, 12-15, 10-15, 15-6, 15-11
South Carolina def. Hofstra, 15-7, 15-10, 15-1
Georgia def. Marshall, 15-7, 15-3, 15-3
George Washington def. Middle Tenn., 15-1, 15-13, 15-9
George Mason def. Indiana, 15-8, 15-10, 15-13
Georgia Tech def. Siena, 15-8, 15-10, 15-0
Maryland def. Miami (OH), 15-9, 15-3, 15-11
Ball St. def. Loyola Chicago, 15-13, 15-11, 15-8
Louisville def. UCF, 4-15, 15-11, 15-11, 15-2
UC Santa Barbara def. South Fla., 15-9, 15-13, 15-8
Long Beach St. def. Colorado St., 15-3, 15-11, 15-2
BYU def. Houston, 15-5, 15-10, 15-8.

Second Round

Stanford def. UNI, 15-12, 15-8, 15-3
Southern California def. Pacific, 15-9, 15-13, 15-5
Oral Roberts def. Washington St., 16-14, 15-6, 15-10
Notre Dame def. Iowa St., 15-3, 16-14, 15-10
Florida def. Texas Tech, 6-15, 13-15, 15-9, 15-5, 18-16
Texas A&M def. South Carolina, 15-6, 17-15,

15-12
Illinois def. Georgia, 15-10, 15-11, 10-15, 15-9
Texas def. George Washington, 15-6, 15-1, 15-6
Nebraska def. George Mason, 15-2, 15-5, 16-14
Penn St. def. Georgia Tech, 15-8, 15-5, 15-5
Ohio St. def. Maryland, 12-15, 15-10, 15-11, 15-13
UCLA def. Ball St., 15-4, 15-4, 15-7
Hawaii def. Louisville, 15-4, 15-7, 15-2
Arizona St. def. UC Santa Barbara, 15-7, 13-15, 15-5, 4-15, 15-9
San Diego St. def. Long Beach St., 15-17, 15-13, 15-12, 15-11
Michigan St. def. BYU, 15-7, 15-9, 15-7.

Regional Semifinals

Stanford def. Southern California, 15-6, 15-12, 15-8
Oral Roberts def. Notre Dame, 15-9, 15-11, 15-4
Florida def. Texas A&M, 15-4, 15-13, 15-4
Texas def. Illinois, 15-13, 15-12, 15-3
Nebraska def. Penn St., 15-7, 15-6, 14-16, 15-2
UCLA def. Ohio St., 15-6, 15-6, 15-9
Hawaii def. Arizona St., 15-8, 15-5, 11-15, 15-13
Michigan St. def. San Diego St., 15-11, 15-13, 15-10.

Regional Finals

Stanford def. Oral Roberts, 15-4, 15-7, 15-4
Texas def. Florida, 9-15, 15-7, 15-8, 10-15, 15-13
Nebraska def. UCLA, 15-9, 15-7, 16-14
Michigan St. def. Hawaii, 6-15, 8-15, 15-10, 15-7, 15-12.

Semifinals

Texas def. Stanford, 15-13, 0-15, 15-17, 15-6, 15-12
Nebraska def. Michigan St., 10-15, 15-8, 15-8, 9-15, 15-8.

Championship

Nebraska def. Texas, 11-15, 15-2, 15-7, 16-14

1996

First Round

Colorado St. def. Houston, 15-10, 15-13, 15-11
Southern California def. Southeast Mo. St., 15-2, 15-5, 15-1
UC Santa Barbara def. Northern Ill., 12-15, 16-14, 4-15, 15-9, 15-12
Kansas St. def. CSUN, 15-12, 14-16, 15-11, 15-13
Arkansas def. Rhode Island, 15-12, 15-8, 12-15, 9-15, 15-11
Louisville def. Brown, 15-3, 15-1, 15-7
Wisconsin def. Colgate, 15-5, 15-3, 15-11
Georgia Tech def. Coastal Caro., 15-13, 15-7, 15-8
Colorado def. Oral Roberts, 15-9, 13-15, 15-7, 15-12
San Diego St. def. Sam Houston St., 15-4, 15-2, 13-15, 15-9
Washington def. Texas Tech, 15-5, 15-6, 15-9
Arizona def. San Diego, 15-4, 7-15, 15-7, 8-15, 15-13
Illinois St. def. Miami (OH), 15-1, 6-15, 15-5, 15-5
Notre Dame def. Hofstra, 15-2, 15-4, 15-2
Texas A&M def. UALR, 15-3, 15-8, 15-4
Minnesota def. UCF, 8-15, 12-15, 15-12, 15-9, 17-15.

Second Round

Stanford def. Colorado St., 15-10, 15-4, 15-7
Southern California def. South Fla., 15-8, 15-5, 15-6
Loyola Marymount def. UC Santa Barbara, 14-16, 15-7, 15-8, 15-9
Washington St. def. Kansas St., 15-6, 16-14, 15-12
Nebraska def. Arkansas, 15-8, 12-15, 15-7, 15-7
Louisville def. Maryland, 9-15, 16-14, 15-9, 15-3

Wisconsin def. George Mason, 2-15, 15-9, 15-10, 15-11
Penn St. def. Georgia Tech, 15-7, 15-10, 15-13
Hawaii def. Colorado, 15-12, 15-11, 15-13
Texas def. San Diego St., 17-15, 15-13, 15-5
BYU def. Washington, 15-7, 8-15, 15-8, 15-7
Pacific def. Arizona, 7-15, 15-12, 15-1, 15-8
Florida def. Illinois St., 16-14, 16-14, 15-3
Ohio St. def. Notre Dame, 8-15, 11-15, 15-11, 15-11, 15-8
Michigan St. def. Texas A&M, 19-17, 15-13, 15-12
Long Beach St. def. Minnesota, 15-10, 15-13, 15-6.

Regional Semifinals

Stanford def. Southern California, 15-3, 15-7, 15-7
Washington St. def. Loyola Marymount, 15-12, 11-15, 15-13, 15-8
Nebraska def. Louisville, 15-7, 15-6, 15-4
Penn St. def. Wisconsin, 15-11, 15-5, 15-5
Hawaii def. Texas, 15-13, 13-15, 15-13, 15-2
BYU def. Pacific, 15-7, 8-15, 15-4, 13-15, 15-13
Florida def. Ohio St., 15-8, 14-16, 13-15, 15-12, 15-6
Michigan St. def. Long Beach St., 15-4, 13-15, 15-6, 15-8.

Regional Finals

Stanford def. Washington St., 15-12, 15-13, 15-9
Nebraska def. Penn St., 15-12, 8-15, 15-13, 9-15, 20-18
Hawaii def. BYU, 15-10, 15-6, 15-6
Florida def. Michigan St., 7-15, 15-7, 15-9, 17-15.

Semifinals

Stanford def. Nebraska, 9-15, 15-7, 15-9, 15-8
Hawaii def. Florida, 15-11, 15-8, 15-9.

Championship

Stanford def. Hawaii, 15-7, 15-3, 15-5

1997

First Round

Northern Ill. def. Villanova, 15-6, 15-11, 12-15, 14-16, 16-14
Ohio St. def. Fairfield, 15-2, 15-2, 15-8
Maryland def. Princeton, 15-6, 15-13, 15-11
Michigan def. Temple, 15-8, 6-15, 15-12, 8-15, 15-10
Texas A&M def. Hofstra, 15-5, 15-5, 15-4
Minnesota def. Miami (OH), 16-14, 15-5, 15-12
UCF def. Clemson, 15-7, 15-13, 15-1
Arkansas def. UALR, 15-11, 15-3, 15-3
Notre Dame def. Liberty, 15-9, 15-3, 15-2
Colorado St. def. American, 15-5, 15-2, 15-17, 15-1
Washington St. def. Lehigh, 15-2, 15-5, 15-0
South Fla. def. Florida St., 8-15, 15-4, 15-13, 7-15, 15-9
Loyola Marymount def. Hawaii, 15-7, 15-7, 15-4
Washington def. Chattanooga, 15-4, 15-3, 15-2
Pacific def. Sacramento St., 15-11, 15-7, 17-19, 15-11
San Diego def. Kansas St., 11-15, 15-10, 15-7, 15-6
Southern California def. Morgan St., 15-2, 15-7, 15-7
Michigan St. def. Butler, 15-5, 15-6, 15-9
Oklahoma def. Houston, 15-12, 15-9, 16-14
Colorado def. Tennessee Tech, 15-4, 15-3, 15-7
Oral Roberts def. Arizona, 13-15, 15-8, 8-15, 15-1, 15-11
South Carolina def. Illinois St., 15-7, 15-7, 15-10
Texas def. Stephen F. Austin, 15-8, 15-9, 15-12
UCLA def. Pepperdine, 15-10, 15-12, 14-16, 15-9.

Second Round

Penn St. def. Northern Ill., 15-8, 15-7, 15-4

Ohio St. def. Maryland, 15-13, 15-10, 15-9
Texas A&M def. Michigan, 15-10, 15-6, 15-6
BYU def. Minnesota, 15-8, 15-9, 15-11
Wisconsin def. UCF, 15-7, 15-8, 15-13
Notre Dame def. Arkansas, 9-15, 15-7, 15-10,
16-14
Washington St. def. Colorado St., 15-12, 12-15,
15-6, 15-13
Florida def. South Fla., 15-12, 15-9, 15-5
Long Beach St. def. Loyola Marymount, 15-9,
15-5, 15-5
Washington def. Pacific, 7-15, 15-9, 15-10, 15-10
Southern California def. San Diego, 7-15, 15-17,
15-12, 15-5, 16-14
Nebraska def. Michigan St., 15-7, 15-12, 15-4
Stanford def. Oklahoma, 15-2, 15-6, 15-7
Colorado def. Oral Roberts, 13-15, 15-10, 14-16,
15-6, 15-12
Texas def. South Carolina, 15-11, 15-3, 15-10
UC Santa Barbara def. UCLA, 15-8, 15-8, 6-15,
6-15, 16-14.

Regional Semifinals

Penn St. def. Ohio St., 15-4, 15-4, 15-10
BYU def. Texas A&M, 15-12, 7-15, 17-15, 13-15,
16-14
Wisconsin def. Notre Dame, 9-15, 15-12, 18-16,
15-11
Florida def. Washington St., 15-10, 15-6, 15-8
Long Beach St. def. Washington, 15-4, 15-5,
15-13
Nebraska def. Southern California, 15-13, 12-15,
14-16, 15-7, 15-12
Stanford def. Colorado, 15-7, 15-3, 15-1
UC Santa Barbara def. Texas, 15-13, 16-14,
15-6.

Regional Finals

Penn St. def. BYU, 15-0, 15-12, 15-10
Florida def. Wisconsin, 8-15, 14-16, 15-7, 15-11,
15-5
Long Beach St. def. Nebraska, 15-9, 15-9, 15-3
Stanford def. UC Santa Barbara, 15-12, 15-12,
15-3.

Semifinals

Penn St. def. Florida, 15-11, 15-12, 15-13
Stanford def. Long Beach St., 9-15, 15-10, 15-4,
17-15.

Championship

Stanford def. Penn St., 15-10, 15-6, 2-15, 15-17,
15-9

1998

First Round

Long Beach St. def. Southern U., 15-0, 15-0,
15-0
Arizona def. Fresno St., 16-14, 15-9, 15-11
Colorado def. San Jose St., 15-12, 15-9, 15-9
Illinois def. Texas St., 15-7, 15-7, 15-17, 15-8
Colorado St. def. South Carolina, 6-15, 15-7,
15-7, 10-15, 15-12
Texas def. Milwaukee, 15-6, 15-7, 15-13
Notre Dame def. Eastern Wash., 15-2, 13-15,
15-11, 15-11
Stanford def. Southeast Mo. St., 15-10, 10-15,
15-7, 15-7
Florida def. Chattanooga, 15-1, 15-3, 15-5
Ohio St. def. Texas Tech, 12-15, 13-15, 15-10,
15-3, 15-10
Texas A&M def. Temple, 15-7, 15-11, 14-16, 15-5
Southern California def. UMBC, 15-3, 15-5, 15-10
Indiana def. UNI, 17-15, 15-7, 15-5
Arkansas def. New Hampshire, 15-3, 15-0, 15-13
Miami (OH) def. Nevada, 15-12, 15-12, 15-9
Hawaii def. Brown, 15-3, 15-5, 15-6
Penn St. def. Bucknell, 15-5, 15-1, 15-5
Clemson def. Fairfield, 15-9, 15-9, 15-5
Northern Ill. def. Florida St., 10-15, 15-11, 15-10,

15-12
Louisville def. American, 15-13, 15-11, 15-10
Sacramento St. def. Houston, 15-9, 15-10, 15-10
Pacific def. Fla. Atlantic, 15-5, 15-8, 15-5
Kansas St. def. Georgetown, 15-9, 15-6, 15-7
BYU def. Coastal Caro., 15-1, 15-7, 15-3
Nebraska def. Morgan St., 15-1, 15-2, 15-0
Utah def. Illinois St., 15-11, 15-12, 15-5
North Carolina def. Oral Roberts, 15-7, 5-15,
4-15, 15-11, 15-11
Pepperdine def. Michigan St., 15-13, 13-15,
15-12, 13-15, 15-8
UCLA def. Virginia, 15-7, 15-6, 14-16, 15-5
UC Santa Barbara def. Santa Clara, 15-4, 15-7,
15-11
San Diego def. South Fla., 15-5, 15-12, 15-12
Wisconsin def. UALR, 15-4, 15-1, 15-1.

Second Round

Long Beach St. def. Arizona, 15-11, 15-4, 15-6
Illinois def. Colorado, 15-12, 15-11, 16-14
Texas def. Colorado St., 15-6, 15-6, 15-9
Stanford def. Notre Dame, 15-1, 15-5, 15-1
Florida def. Ohio St., 15-5, 13-15, 16-14, 15-12
Southern California def. Texas A&M, 15-8, 8-15,
15-5, 15-5
Arkansas def. Indiana, 15-8, 15-5, 15-4
Hawaii def. Miami (OH), 15-4, 15-5, 15-12
Penn St. def. Clemson, 15-2, 15-11, 15-5
Louisville def. Northern Ill., 11-15, 15-7, 15-11,
15-10
Pacific def. Sacramento St., 15-4, 15-5, 15-3
BYU def. Kansas St., 15-6, 15-10, 17-15
Nebraska def. Utah, 14-16, 15-4, 15-8, 15-9
Pepperdine def. North Carolina, 16-14, 15-11,
15-8
UC Santa Barbara def. UCLA, 15-8, 8-15, 15-13,
15-11
Wisconsin def. San Diego, 15-10, 15-10, 18-16.

Regional Semifinals

Texas def. Stanford, 16-14, 15-5, 4-15, 16-14
Long Beach St. def. Illinois, 16-14, 15-4, 15-11
Florida def. Southern California, 15-13, 12-15,
15-9, 15-9
Hawaii def. Arkansas, 15-13, 15-9, 15-9
BYU def. Pacific, 15-7, 15-5, 12-15, 16-14
Penn St. def. Louisville, 15-5, 15-8, 15-2
Wisconsin def. UC Santa Barbara, 9-15, 15-8,
8-15, 15-5, 15-13
Nebraska def. Pepperdine, 16-14, 10-15, 14-16,
15-1, 15-12.

Regional Finals

Long Beach St. def. Texas, 15-9, 15-9, 15-2
Florida def. Hawaii, 11-15, 4-15, 15-10, 15-4,
15-7
Penn St. def. BYU, 18-16, 15-2, 15-10
Nebraska def. Wisconsin, 12-15, 18-16, 9-15,
15-10, 15-10.

Semifinals

Long Beach St. def. Florida, 15-2, 15-8, 15-10
Penn St. def. Nebraska, 15-11, 15-8, 8-15, 15-11.

Championship

Long Beach St. def. Penn St., 15-3, 15-10, 13-15,
14-16, 15-12

1999

First Round

Penn St. def. Robert Morris, 15-1, 15-1, 15-2
Baylor def. Temple, 11-15, 16-14, 15-7, 15-12
Minnesota def. Sacramento St., 15-9, 15-10,
15-10
Southern California def. Hofstra, 15-0, 15-9, 15-8
UCLA def. Eastern Wash., 15-5, 15-5, 17-15
*Ohio St. def. Notre Dame, 13-15, 15-10, 16-14,
15-7
Michigan St. def. Cal Poly, 10-15, 15-10, 15-10,
15-13

Pepperdine def. Arkansas St., 15-3, 15-2, 15-5
Pacific def. Colgate, 15-7, 15-4, 15-7
Michigan def. Fairfield, 15-8, 15-7, 15-7
UNI def. Ball St., 12-15, 15-9, 10-15, 15-2, 15-12
Indiana def. Clemson, 15-9, 11-15, 15-5, 15-12
BYU def. Princeton, 15-5, 15-5, 15-5
Arizona St. def. Wisconsin, 17-15, 15-10, 15-3
Illinois def. Milwaukee, 15-13, 10-15, 15-12, 15-6
Florida def. Liberty, 15-4, 15-1, 15-2
Stanford def. Fla. Atlantic, 15-3, 15-1, 15-5
Santa Clara def. Cincinnati, 15-13, 15-12, 9-15,
15-5
Arizona def. Virginia, 15-8, 15-4, 15-12
Texas def. Houston, 15-6, 15-7, 15-10
Nebraska def. Davidson, 15-3, 15-5, 15-3
San Diego def. James Madison, 15-3, 15-7,
15-11
Loyola Marymount def. Southeast Mo. St., 15-8,
15-6, 11-15, 5-15, 20-18
UC Santa Barbara def. Oral Roberts, 15-11, 15-9,
15-8
Hawaii def. Prairie View, 15-3, 15-0, 15-3
Utah def. Colorado, 15-10, 15-6, 17-15
North Carolina def. Northern Ariz., 15-6, 15-8,
15-10
Texas A&M def. Stephen F. Austin, 15-4, 15-7,
15-1
Colorado St. def. Loyola Chicago, 15-5, 15-9,
15-8
Kansas St. def. Louisville, 15-1, 15-6, 15-10
Arkansas def. Georgetown, 15-3, 10-15, 15-1,
15-6
Long Beach St. def. Florida A&M, 15-6, 15-10,
15-1.

Second Round

Penn St. def. Baylor, 15-2, 15-6, 15-10
Minnesota def. Southern California, 3-15, 4-15,
16-14, 15-10, 15-10
UCLA def. *Ohio St., 15-10, 15-12, 15-10
Pepperdine def. Michigan St., 15-5, 15-9, 12-15,
15-5
Pacific def. Michigan, 10-15, 16-14, 15-3, 12-15,
19-17
UNI def. Indiana, 17-15, 10-15, 15-10, 16-14
BYU def. Wisconsin, 6-15, 15-10, 15-4, 15-9
Florida def. Illinois, 15-8, 7-15, 16-14, 9-15, 15-12
Stanford def. Santa Clara, 15-9, 15-6, 11-15, 15-5
Arizona def. Texas, 15-8, 15-6, 15-7
Nebraska def. San Diego, 15-12, 15-8, 15-9
UC Santa Barbara def. Loyola Marymount, 15-5,
15-11, 14-16, 15-5
Hawaii def. Utah, 15-11, 15-6, 15-4
Texas A&M def. North Carolina, 15-8, 15-4, 15-8
Colorado St. def. Kansas St., 15-12, 8-15, 15-13,
15-10
Long Beach St. def. Arkansas, 15-6, 15-6, 15-11.

Regional Semifinals

Penn St. def. Minnesota, 15-9, 15-9, 17-15
UCLA def. Pepperdine, 15-9, 15-12, 17-15
Pacific def. UNI, 15-2, 15-4, 15-7
Florida def. BYU, 15-12, 15-8, 15-10
Stanford def. Arizona, 6-15, 15-6, 15-7, 15-7
UC Santa Barbara def. Nebraska, 15-5, 7-15,
15-8, 15-3
Texas A&M def. Hawaii, 15-9, 12-15, 15-9, 15-12
Long Beach St. def. Colorado St., 15-5, 15-13,
13-15, 15-10.

Regional Finals

Penn St. def. UCLA, 15-11, 15-9, 15-5
Pacific def. Florida, 15-8, 16-14, 15-8
Stanford def. UC Santa Barbara, 15-12, 15-6,
15-10
Long Beach St. def. Texas A&M, 15-4, 15-7,
15-13.

Semifinals

Penn St. def. Pacific, 14-16, 15-5, 15-6, 7-15,
15-12

Stanford def. Long Beach St., 15-10, 15-10, 15-3.

Championship

Penn St. def. Stanford, 15-2, 15-10, 15-7

*Ohio St.'s participation vacated

2000

First Round

Nebraska def. Princeton, 15-9, 15-2, 15-7

South Carolina def. George Washington, 15-13, 15-10, 15-3

Notre Dame def. Cincinnati, 15-2, 15-12, 15-10

*Ohio St. def. Ball St., 16-14, 15-3, 14-16, 15-10

BYU def. Hofstra, 15-3, 15-10, 15-6

Utah St. def. Missouri, 5-15, 15-6, 3-15, 16-14, 15-9

Michigan def. Louisville, 15-12, 15-11, 2-15, 15-12

Arizona def. Alabama A&M, 15-1, 15-3, 15-3

Hawaii def. Davidson, 15-5, 15-6, 15-8

Utah def. Texas Tech, 6-15, 15-8, 2-15, 15-10, 15-12

Long Beach St. def. San Jose St., 17-15, 13-15, 15-11, 15-4

Santa Clara def. Sacramento St., 15-12, 15-10, 15-1

UC Santa Barbara def. UTSA, 15-5, 15-5, 15-11

Stanford def. Loyola Marymount, 15-11, 15-6, 15-9

Arizona St. def. Duke, 15-3, 12-15, 16-14, 15-12

Minnesota def. Robert Morris, 15-1, 15-6, 15-2

Southern California def. Georgia St., 15-2, 15-4, 15-3

Cal Poly def. South Fla., 15-11, 13-15, 15-13, 15-12

Southeast Mo. St. def. North Carolina, 13-15, 12-15, 15-12, 15-6, 15-13

Florida def. UALR, 15-2, 15-6, 15-4

Penn St. def. James Madison, 15-12, 15-11, 15-7

Washington St. def. Tennessee, 15-10, 15-1, 15-8

Colorado def. Georgia Tech, 11-15, 15-5, 16-14, 15-10

Colorado St. def. Radford, 15-3, 15-6, 15-5

Wisconsin def. Bucknell, 15-1, 15-0, 15-3

UNI def. Western Mich., 16-14, 8-15, 15-7, 15-8

Kansas St. def. Loyola Chicago, 15-7, 15-4, 6-15, 15-9

Pepperdine def. Fairfield, 15-4, 15-9, 14-16, 17-15

UCLA def. Morgan St., 15-4, 15-6, 15-5

Michigan St. def. Milwaukee, 15-6, 15-4, 7-15, 19-17

Texas A&M def. Houston, 15-6, 15-1, 15-8

Pacific def. Oral Roberts, 15-2, 15-9, 15-6.

Second Round

Nebraska def. South Carolina, 15-11, 9-15, 13-15, 15-12, 15-13

*Ohio St. def. Notre Dame, 12-15, 15-3, 15-9, 6-15, 15-13

BYU def. Utah St., 15-9, 15-10, 15-10

Arizona def. Michigan, 15-1, 15-1, 15-8

Hawaii def. Utah, 15-12, 15-8, 15-8

Long Beach St. def. Santa Clara, 9-15, 17-15, 15-9, 15-10, 19-17

UC Santa Barbara def. Stanford, 9-15, 16-14, 15-8, 14-16, 16-14

Minnesota def. Arizona St., 15-12, 10-15, 15-7, 15-6

Southern California def. Cal Poly, 15-4, 17-15, 15-6

Florida def. Southeast Mo. St., 15-1, 15-7, 15-5

Penn St. def. Washington St., 15-6, 15-7, 9-15, 15-3

Colorado St. def. Colorado, 15-11, 10-15, 10-15, 15-6, 15-10

Wisconsin def. UNI, 15-13, 14-16, 15-5, 15-6

Kansas St. def. Pepperdine, 19-17, 15-13, 10-15, 15-3

UCLA def. Michigan St., 15-7, 13-15, 14-16, 15-6, 15-9

Pacific def. Texas A&M, 17-15, 15-9, 15-8.

Regional Semifinals

Nebraska def. *Ohio St., 15-9, 15-6, 15-5

Arizona def. BYU, 15-6, 15-6, 15-9

Hawaii def. Long Beach St., 11-15, 15-13, 15-9, 12-15, 15-6

UC Santa Barbara def. Minnesota, 15-12, 7-15, 15-7, 15-10

Southern California def. Florida, 15-13, 15-13, 15-11

Penn St. def. Colorado St., 9-15, 15-11, 15-12, 15-7

Wisconsin def. Kansas St., 15-3, 14-16, 15-10, 15-6

UCLA def. Pacific, 15-10, 10-15, 15-11, 15-11.

Regional Finals

Nebraska def. Arizona, 15-7, 19-17, 15-11

Hawaii def. UC Santa Barbara, 8-15, 15-1, 15-10, 15-3

Southern California def. Penn St., 15-11, 15-9, 15-4

Wisconsin def. UCLA, 15-7, 5-15, 16-14, 14-16, 15-12.

Semifinals

Nebraska def. Hawaii, 15-3, 15-12, 9-15, 15-10

Wisconsin def. Southern California, 15-10, 15-9, 15-9.

Championship

Nebraska def. Wisconsin, 15-9, 9-15, 7-15, 15-2, 15-9

*Ohio St.'s participation vacated

2001

First Round

San Diego def. UC Santa Barbara, 26-30, 26-30, 30-28, 30-27, 15-10

Long Beach St. def. San Diego St., 30-21, 30-16, 30-24

Minnesota def. DePaul, 30-25, 30-27, 30-25

UNI def. Northern Ill., 30-24, 30-25, 31-29

Eastern Wash. def. Oregon St., 33-31, 19-30, 30-28, 23-30, 15-10

Hawaii def. Washington St., 34-32, 30-26, 30-23

Penn St. def. Fairfield, 30-21, 30-24, 30-24

UCLA def. Penn, 30-26, 30-25, 30-23

Arizona def. Eastern Ill., 30-14, 30-14, 30-21

Illinois def. Missouri, 26-30, 40-38, 30-25, 30-27

Pacific def. Alabama A&M, 30-18, 30-13, 30-16

Louisville def. Georgia Tech, 34-32, 30-19, 27-30, 24-30, 15-4

Cincinnati def. Xavier, 30-27, 30-27, 17-30, 30-28

Ohio St. def. Fairfield, 30-21, 30-16, 30-13

Southern California def. Liberty, 30-18, 30-20, 30-14

Duke def. William & Mary, 30-25, 30-18, 30-21

San Jose St. def. Santa Clara, 17-30, 30-24, 24-30, 30-25, 16-14

Stanford def. Nevada, 30-20, 30-16, 30-20

Utah St. def. BYU, 30-26, 29-31, 30-23, 27-30, 16-14

Utah def. Texas Tech, 30-24, 31-29, 30-23

Texas def. Northeastern, 30-22, 30-19, 30-22

Texas A&M def. Texas-Arlington, 30-16, 30-17, 30-17

Michigan St. def. Notre Dame, 25-30, 30-16, 30-20, 30-24

Wisconsin def. Milwaukee, 30-19, 30-15, 30-27

Pepperdine def. Ga. Southern, 30-21, 30-22, 30-22

North Carolina def. South Carolina, 30-25, 30-32, 30-25, 30-21

FIU def. UCF, 31-29, 30-21, 30-25

Florida def. Florida A&M, 30-20, 30-13, 30-22

Colorado def. American, 30-25, 30-22, 30-22

Colorado St. def. Baylor, 30-21, 23-30, 30-24, 30-24

Nebraska def. Oral Roberts, 30-8, 30-15, 30-23

Kansas St. def. Arkansas, 30-15, 18-30, 27-30, 30-18, 15-8.

Second Round

Long Beach St. def. San Diego, 30-28, 30-16, 30-13

UNI def. Minnesota, 26-30, 21-30, 30-21, 30-19, 17-15

Hawaii def. Eastern Wash., 30-22, 28-30, 30-20, 20-28

UCLA def. Penn St., 30-11, 30-28, 30-18

Arizona def. Illinois, 32-30, 30-26, 27-30, 30-20

Pacific def. Louisville, 24-30, 30-26, 30-19, 30-22

Ohio St. def. Cincinnati, 30-16, 22-30, 30-27, 30-20

Southern California def. Duke, 30-18, 30-19, 30-22

Stanford def. San Jose St., 30-25, 30-21, 30-23

Utah def. Utah St., 30-21, 30-18, 26-30, 30-22

Texas A&M def. Texas, 30-24, 30-22, 30-27

Wisconsin def. Michigan St., 30-21, 30-22, 30-24

Pepperdine def. North Carolina, 30-27, 30-26, 30-23

Florida def. FIU, 30-23, 31-29, 30-26

Colorado St. def. Colorado, 28-30, 30-17, 30-21, 31-33, 16-14

Nebraska def. Kansas St., 30-25, 28-30, 30-26, 30-19.

Regional Semifinals

UCLA def. Hawaii, 30-25, 30-28, 22-30, 30-22

Long Beach St. def. UNI, 30-19, 30-21, 30-14

Arizona def. Pacific, 30-26, 30-24, 30-27

Southern California def. Ohio St., 30-25, 30-20, 30-27

Stanford def. Utah, 30-17, 30-17, 28-30, 30-19

Texas A&M def. Wisconsin, 30-28, 30-24, 30-23

Florida def. Pepperdine, 30-28, 30-25, 30-16

Nebraska def. Colorado St., 29-31, 30-21, 30-26, 36-34.

Regional Finals

Long Beach St. def. UCLA, 30-25, 30-28, 30-21

Arizona def. Southern California, 25-30, 30-24, 30-24, 28-30, 15-12

Stanford def. Texas A&M, 30-21, 30-19, 30-20

Nebraska def. Florida, 30-18, 30-24, 28-30, 25-30, 15-13.

Semifinals

Long Beach St. def. Arizona, 30-27, 30-25, 30-20

Stanford def. Nebraska, 31-29, 30-28, 30-21.

Championship

Stanford def. Long Beach St., 31-29, 30-28, 30-25

2002

First Round

Southern California def. San Diego, 30-27, 30-15, 30-24

Texas A&M def. Utah, 31-29, 30-27, 30-15

Michigan St. def. George Mason, 30-28, 30-13, 30-21

Notre Dame def. Col. of Charleston, 30-23,

30-24, 28-30, 30-27

Pepperdine def. Cal Poly, 30-19, 30-16, 30-19

UCLA def. Long Beach St., 30-25, 30-27, 30-21

California def. Santa Clara, 19-30, 30-20, 30-22, 30-20

UC Santa Barbara def. Fresno St., 30-20, 28-30, 30-21, 30-26

Florida def. UCF, 30-14, 30-20, 30-21

South Fla. def. Florida St., 30-21, 30-19, 30-28

Temple def. Manhattan, 30-32, 30-21, 30-15, 33-31

Penn St. def. Penn, 30-23, 30-10, 30-26

Washington St. def. Oral Roberts, 30-26, 30-17,

30-21
Kansas St. def. Michigan, 30-26, 30-25, 35-33
Missouri def. Northwestern, 25-30, 30-20, 31-29, 40-38
UNI def. Milwaukee, 30-18, 30-15, 26-30, 30-27
Nebraska def. UT Martin, 30-12, 30-17, 30-14
Arizona St. def. Cincinnati, 35-33, 30-20, 27-30, 19-30, 15-10
Miami (FL) def. Duke, 30-25, 30-18, 30-20
Wisconsin def. Alabama A&M, 30-17, 30-13, 30-15
North Carolina def. Winthrop, 30-24, 30-20, 30-18
South Carolina def. American, 30-10, 30-28, 23-30, 30-19
Washington def. Colorado St., 26-30, 30-25, 30-22, 30-27
Hawaii def. Western Ky., 30-18, 30-25, 30-21
Minnesota def. New Hampshire, 30-18, 28-30, 30-17, 30-21
Georgia Tech def. Florida A&M, 30-21, 30-27, 30-17
Texas def. Indiana, 30-22, 36-38, 30-17, 24-30, 15-10
Arizona def. Texas-Arlington, 30-22, 30-26, 30-20
Ohio St. def. Robert Morris, 30-22, 30-20, 30-16
Louisville def. Ball St., 30-24, 30-24, 30-25
Pacific def. Nevada, 30-24, 14-30, 25-30, 30-28, 15-11
Stanford def. Sacramento St., 30-22, 30-8, 30-17.

Second Round

Southern California def. Texas A&M, 30-18, 30-21, 30-23
Michigan St. def. Notre Dame, 30-28, 30-20, 30-23
Pepperdine def. UCLA, 30-26, 23-30, 30-26, 30-26
UC Santa Barbara def. California, 30-26, 30-25, 30-26
Florida def. South Fla., 35-33, 30-24, 20-30, 30-18
Temple def. Penn St., 30-24, 30-26, 26-30, 30-23
Washington St. def. Kansas St., 32-30, 21-30, 30-22, 31-29
UNI def. Missouri, 25-30, 22-30, 30-27, 30-27, 15-10
Nebraska def. Arizona St., 30-22, 30-21, 30-27
Miami (FL) def. Wisconsin, 30-25, 20-30, 30-21, 30-22
North Carolina def. South Carolina, 30-23, 28-30, 30-26, 30-23
Hawaii def. Washington, 30-26, 39-37, 30-25
Minnesota def. Georgia Tech, 30-28, 31-29, 26-30, 30-28
Arizona def. Texas, 30-25, 25-30, 18-30, 30-22, 15-9
Ohio St. def. Louisville, 30-26, 30-28, 30-24
Stanford def. Pacific, 30-26, 29-31, 30-14, 30-21.

Regional Semifinals

Southern California def. Michigan St., 30-17, 30-23, 30-15
Pepperdine def. UC Santa Barbara, 30-22, 30-23, 25-30, 30-19
Florida def. Temple, 30-15, 30-27, 30-14
Washington St. def. UNI, 31-29, 30-21, 30-21
Nebraska def. Miami (FL), 30-18, 30-17, 30-21
Hawaii def. North Carolina, 30-21, 30-23, 30-22
Arizona def. Minnesota, 32-30, 34-32, 28-30, 30-19
Stanford def. Ohio St., 30-24, 30-25, 30-27.

Regional Finals

Southern California def. Pepperdine, 30-24, 30-20, 30-17
Florida def. Washington St., 27-30, 30-19, 30-25, 30-16
Hawaii def. Nebraska, 30-25, 25-30, 30-27, 30-21
Stanford def. Arizona, 30-14, 30-17, 30-25.

Semifinals

Southern California def. Florida, 24-30, 30-25, 30-26, 30-24
Stanford def. Hawaii, 30-25, 30-27, 30-24.

Championship

Southern California def. Stanford, 30-27, 23-30, 30-24, 30-26

2003

First Round

Southern California def. New Hampshire, 30-17, 30-18, 30-17
Loyola Marymount def. CSUN, 30-21, 30-22, 30-26
Wisconsin def. Arizona, 30-24, 25-30, 32-30, 30-26
Texas A&M def. Nicholls St., 30-28, 30-24, 31-29
Nebraska def. Valparaiso, 30-19, 30-22, 30-21
Dayton def. Michigan St., 30-26, 30-26, 28-30, 25-30, 15-8
UC Irvine def. Missouri, 30-27, 31-33, 25-30, 30-28, 15-12
UCLA def. San Diego, 30-20, 30-17, 30-24
Stanford def. Sacramento St., 39-37, 30-28, 30-23
Pacific def. San Francisco, 30-26, 30-28, 30-23
Utah def. Santa Clara, 26-30, 25-30, 30-20, 30-24, 15-12
Washington def. Northwestern, 30-20, 30-21, 30-26
Minnesota def. Green Bay, 30-22, 30-12, 30-16
UNI def. UC Santa Barbara, 30-27, 30-27, 24-30, 26-30, 16-14
Kansas def. Long Beach St., 30-23, 30-28, 30-28
Pepperdine def. Manhattan, 30-15, 30-20, 30-20
Florida def. Ga. Southern, 30-18, 30-18, 30-21
UCF def. Cincinnati, 24-30, 25-30, 30-26, 30-27, 15-9
Maryland def. American, 30-24, 30-25, 30-28
Colorado St. def. George Mason, 30-22, 30-24, 30-25
Penn St. def. Robert Morris, 30-10, 30-18, 30-11
Pittsburgh def. Penn, 28-30, 30-16, 30-18, 30-26
Arkansas def. Missouri St., 30-26, 30-28, 16-30, 30-28
Kansas St. def. Ohio, 30-17, 30-18, 31-29
Georgia Tech def. Alabama A&M, 30-18, 30-17, 30-22
Florida A&M def. Winthrop, 31-29, 30-16, 30-27
Michigan def. Colorado, 30-22, 30-22, 30-11
California def. St. Mary's (CA), 30-20, 30-21, 30-23
Illinois def. Murray St., 30-19, 30-27, 30-20
Louisville def. Notre Dame, 32-30, 30-21, 30-21
BYU def. New Mexico St., 30-17, 30-17, 30-27
Hawaii def. Idaho, 30-24, 30-20, 30-21.

Second Round

Southern California def. Loyola Marymount, 30-16, 30-22, 30-16
Texas A&M def. Wisconsin, 30-22, 30-24, 30-18
Nebraska def. Dayton, 30-19, 30-14, 30-25
UCLA def. UC Irvine, 30-24, 30-28, 30-22
Stanford def. Pacific, 30-26, 34-32, 30-25
Washington def. Utah, 30-15, 30-20, 30-21
Minnesota def. UNI, 30-25, 28-30, 30-25, 30-23
Pepperdine def. Kansas, 23-30, 30-20, 30-14, 30-23
Florida def. UCF, 30-19, 30-26, 30-21
Colorado St. def. Maryland, 30-23, 30-28, 30-26
Penn St. def. Pittsburgh, 25-30, 33-31, 30-21, 30-21
Kansas St. def. Arkansas, 30-26, 30-27, 30-21
Georgia Tech def. Florida A&M, 30-25, 34-32, 30-25
California def. Michigan, 30-23, 30-23, 30-28
Illinois def. Louisville, 30-26, 30-26, 32-30
Hawaii def. BYU, 30-19, 30-23, 30-22.

Regional Semifinals

Southern California def. Texas A&M, 30-26, 30-25, 30-27
UCLA def. Nebraska, 20-30, 30-27, 30-21, 30-23
Washington def. Stanford, 30-25, 26-30, 30-19, 30-26
Minnesota def. Pepperdine, 28-30, 30-28, 30-27, 26-30, 15-8
Florida def. Colorado St., 30-13, 30-22, 30-26
Penn St. def. Kansas St., 12-30, 30-27, 30-21, 31-29
Georgia Tech def. California, 30-25, 20-30, 30-24, 30-23
Hawaii def. Illinois, 30-21, 30-22, 33-31.

Regional Finals

Southern California def. UCLA, 24-30, 30-26, 30-17, 30-17
Minnesota def. Washington, 19-30, 32-30, 33-31, 25-30, 15-9
Florida def. Penn St., 30-21, 30-24, 30-16
Hawaii def. Georgia Tech, 32-34, 33-31, 30-24, 30-25.

Semifinals

Southern California def. Minnesota, 30-27, 30-28, 30-20
Florida def. Hawaii, 30-28, 30-28, 23-30, 30-28.

Championship

Southern California def. Florida, 25-30, 30-27, 30-19, 30-26

2004

First Round

Nebraska def. Iona, 30-15, 30-12, 30-19
Wichita St. def. Nevada, 30-16, 30-24, 30-20
Louisville def. Illinois, 30-27, 21-30, 30-19, 30-23
Missouri def. Arkansas, 28, 30-21, 25-30, 30-26
San Diego def. New Mexico St., 30-18, 30-27, 30-24
Arizona def. UC Irvine, 30-19, 30-17, 30-18
Kansas St. def. CSUN, 30-20, 30-23, 30-25
Southern California def. Col. of Charleston, 30-22, 30-24, 30-23
Ohio St. def. Dayton, 30-25, 32-30, 30-22
Ohio def. Pittsburgh, 30-22, 30-26, 30-12
Texas A&M def. Winthrop, 30-26, 30-23, 30-25
Tennessee def. Eastern Ky., 30-24, 30-16, 30-22
UC Santa Barbara def. Alabama A&M, 30-11, 30-23, 30-11
Georgia Tech def. Georgia, 30-21, 30-21, 31-29
Yale def. Albany (NY), 30-28, 30-21, 31-33, 30-22
Minnesota def. LIU Brooklyn, 30-19, 30-12, 30-27
Hawaii def. Colorado, 24-30, 30-22, 30-20, 30-24
Purdue def. Colorado St., 30-25, 25-30, 30-27, 22-30, 15-12
Notre Dame def. Valparaiso, 30-21, 20-30, 30-28, 30-20
Wisconsin def. Loyola Chicago, 30-27, 30-26, 30-25
Stanford def. Jacksonville, 30-15, 30-20, 30-15
Florida def. Florida A&M, 30-17, 30-25, 30-23
Michigan def. Rice, 31-29, 24-30, 30-23, 30-20
Texas def. Texas St., 30-12, 30-22, 30-15
Washington def. Idaho, 30-22, 30-14, 30-19
Kansas def. Santa Clara, 25-30, 30-26, 30-28, 30-15
California def. Pacific, 26-30, 30-24, 20-30, 30-27, 15-11
St. Mary's (CA) def. Sacramento St., 26-30, 30-27, 30-22, 30-17
UCLA def. Loyola Marymount, 30-28, 30-23, 27-30, 30-22
Long Beach St. def. Utah, 30-19, 30-25, 33-31
Maryland def. Towson, 30-23, 30-22, 30-25
Penn St. def. American, 30-18, 30-18, 35-33.

Second Round

Nebraska def. Wichita St., 30-22, 30-20, 30-21

Louisville def. Missouri, 30-26, 22-30, 30-25, 30-25
 San Diego def. Arizona, 30-28, 30-28, 25-30, 27-30, 15-13
 Southern California def. Kansas St., 30-19, 30-25, 30-19
 Ohio St. def. Ohio, 30-25, 30-20, 30-20
 Tennessee def. Texas A&M, 30-21, 24-30, 30-23, 32-30
 Georgia Tech def. UC Santa Barbara, 30-24, 30-28, 30-21
 Minnesota def. Yale, 30-17, 30-18, 30-19
 Hawaii def. Purdue, 33-31, 30-27, 30-19
 Wisconsin def. Notre Dame, 36-24, 30-16, 30-16
 Stanford def. Florida, 25-30, 30-15, 21-30, 30-27, 15-9
 Texas def. Michigan, 30-19, 30-27, 23-30, 30-28
 Washington def. Kansas, 34-32, 30-26, 25-30, 26-30, 15-12
 St. Mary's (CA) def. California, 30-28, 26-30, 30-28, 24-30, 15-13
 UCLA def. Long Beach St., 31-29, 30-24, 30-27
 Penn St. def. Maryland, 34-32, 30-27, 31-29.

Regional Semifinals

Nebraska def. Louisville, 30-22, 32-30, 30-19
 Southern California def. San Diego, 30-26, 30-20, 25-30, 30-20
 Ohio St. def. Tennessee, 29-31, 27-30, 30-16, 30-26, 15-12
 Minnesota def. Georgia Tech, 25-30, 30-22, 30-24, 46-48, 15-9
 Wisconsin def. Hawaii, 31-29, 30-23, 22-30, 28-30, 21-19
 Stanford def. Texas, 30-28, 30-26, 30-27
 Washington def. St. Mary's (CA), 30-20, 30-20, 30-20
 UCLA def. Penn St., 30-24, 22-30, 30-25, 30-28.

Regional Finals

Southern California def. Nebraska, 33-35, 30-27, 30-21, 34-36, 15-12
 Minnesota def. Ohio St., 30-32, 34-32, 27-30, 30-28, 15-8
 Stanford def. Wisconsin, 30-18, 31-29, 30-26
 Washington def. UCLA, 27-30, 30-19, 30-28, 24-30, 15-9.

Semifinals

Minnesota def. Southern California, 30-25, 29-31, 30-26, 30-20
 Stanford def. Washington, 30-25, 23-30, 30-27, 30-24.

Championship

Stanford def. Minnesota, 30-23, 30-27, 30-21

2005

First Round

Kansas St. def. Florida A&M, 27-30, 30-14, 30-27, 30-28
 Florida def. Fla. Atlantic, 30-19, 30-15, 30-14
 Northwestern def. Texas A&M, 30-26, 20-30, 30-28, 27-30, 15-12
 Notre Dame def. Dayton, 30-21, 30-25, 26-30, 28-30, 15-13
 San Diego def. Long Beach St., 30-28, 25-30, 30-26, 30-27
 UCLA def. Kansas, 30-14, 26-30, 30-17, 30-24
 Pepperdine def. BYU, 30-24, 30-28, 24-30, 30-28
 Southern California def. UC Santa Barbara, 27-30, 30-22, 30-24, 30-22
 Duke def. American, 30-14, 30-16, 30-16
 Nebraska def. Alabama A&M, 30-15, 30-7, 30-15
 Maryland def. Kentucky, 25-30, 30-26, 30-24, 30-23
 Louisville def. Western Ky., 30-24, 28-30, 30-23, 30-22
 Santa Clara def. Sacramento St., 23-30, 30-23, 30-20, 30-23

Stanford def. Nevada, 30-25, 30-20, 30-21
 Ohio def. Alabama, 28-30, 30-18, 30-22, 30-23
 Ohio St. def. Marshall, 30-25, 30-26, 30-22
 Arizona def. Utah St., 30-26, 30-27, 30-20
 Utah def. Loyola Marymount, 30-10, 30-22, 30-20
 Washington def. Siena, 30-21, 30-17, 30-18
 Colorado St. def. Colorado, 26-30, 30-24, 30-19, 30-27
 Purdue def. VCU, 30-27, 30-24, 30-21
 Col. of Charleston def. North Carolina, 30-28, 23-30, 30-16, 31-29
 California def. Valparaiso, 30-26, 30-24, 30-21
 Wisconsin def. Loyola Chicago, 30-18, 30-26, 30-14
 Hawaii def. Texas St., 30-25, 30-18, 30-23
 Texas def. LSU, 30-19, 30-28, 30-26
 Arkansas def. St. Mary's (CA), 30-27, 30-17, 30-21
 Missouri def. Missouri St., 30-27, 30-18, 30-26
 Minnesota def. Winthrop, 30-13, 30-13, 30-24
 Tennessee def. Jacksonville St., 30-23, 30-13, 30-28
 LIU Brooklyn def. Cornell, 31-29, 30-24, 35-33
 Penn St. def. Binghamton, 30-15, 30-8, 30-10.

Second Round

Florida def. Kansas St., 30-21, 31-29, 30-25
 Notre Dame def. Northwestern, 30-27, 32-30, 30-28
 UCLA def. San Diego, 30-24, 30-23, 30-19
 Pepperdine def. Southern California, 30-28, 30-28, 30-23
 Nebraska def. Duke, 30-19, 30-19, 30-20
 Louisville def. Maryland, 30-23, 30-26, 30-28
 Santa Clara def. Stanford, 23-30, 30-19, 30-27, 31-29
 Ohio def. Ohio St., 30-27, 30-23, 30-22
 Arizona def. Utah, 30-28, 30-26, 28-30, 30-27
 Washington def. Colorado St., 30-21, 30-25, 30-18
 Purdue def. Col. of Charleston, 30-22, 30-20, 30-28
 Wisconsin def. California, 30-23, 30-22, 30-25
 Hawaii def. Texas, 19-30, 30-18, 30-21, 30-20
 Missouri def. Arkansas, 30-25, 30-16, 30-11
 Tennessee def. Minnesota, 30-19, 24-30, 20-30, 30-27, 15-11
 Penn St. def. LIU Brooklyn, 30-11, 30-27, 30-8.

Regional Semifinals

Florida def. Louisville, 30-28, 30-25, 30-22
 Nebraska def. UCLA, 30-28, 30-23, 30-16
 Santa Clara def. Pepperdine, 30-28, 30-23, 30-14
 Arizona def. Ohio, 35-37, 30-23, 26-30, 30-18, 15-12
 Wisconsin def. Notre Dame, 30-25, 28-30, 30-25, 25-30, 15-9
 Washington def. Purdue, 30-25, 30-19, 30-20
 Missouri def. Hawaii, 30-26, 26-30, 30-27, 30-22
 Tennessee def. Penn St., 30-27, 14-30, 30-27, 33-31.

Regional Finals

Nebraska def. Florida, 30-26, 30-24, 30-16
 Santa Clara def. Arizona, 22-30, 30-24, 30-26, 15-30, 17-15
 Washington def. Wisconsin, 30-28, 30-25, 30-23
 Tennessee def. Missouri, 30-28, 30-27, 25-30, 30-17.

Semifinals

Nebraska def. Santa Clara, 30-24, 30-19, 30-21
 Washington def. Tennessee, 30-25, 30-19, 30-21.

Championship

Washington def. Nebraska, 30-26, 30-25, 30-26

2006

First Round

Nebraska def. American, 30-16, 30-23, 28-30, 30-16

UNI def. Winthrop, 27-30, 30-27, 30-23, 30-28
 Duke def. Tennessee, 30-22, 26-30, 30-25, 30-27
 San Diego def. Jacksonville St., 30-21, 30-23, 30-18
 Florida def. Florida A&M, 30-18, 30-16, 30-26
 Arizona St. def. Col. of Charleston, 30-26, 30-23, 29-31, 30-20
 St. John's (NY) def. Albany (NY), 30-21, 23-30, 30-22, 30-22
 Minnesota def. Siena, 30-16, 30-23, 30-15
 Southern California def. Ole Miss, 30-17, 30-24, 30-23
 BYU def. UC Santa Barbara, 27-30, 30-32, 30-27, 30-21, 15-12
 Long Beach St. def. Pepperdine, 30-22, 30-27, 25-30, 30-26
 Hawaii def. Oregon, 30-17, 30-17, 30-18
 Oklahoma def. Oral Roberts, 30-19, 30-17, 30-19
 Missouri St. def. Arkansas, 28-30, 30-21, 30-27, 30-28
 Utah def. Michigan St., 30-25, 27-30, 20-30, 30-28, 15-11
 UCLA def. UAB, 30-24, 30-21, 30-23
 Penn St. def. LIU Brooklyn, 30-16, 30-27, 30-15
 Hofstra def. Cornell, 30-22, 30-32, 30-27, 24-30, 15-11
 Kentucky def. Ohio, 20-30, 30-27, 24-30, 30-26, 15-9
 Purdue def. Saint Louis, 30-21, 30-20, 32-30
 Ohio St. def. Belmont, 30-22, 30-16, 30-22
 Middle Tenn. def. Louisville, 24-30, 30-19, 12-30, 30-25, 16-14
 Colorado def. New Mexico St., 30-24, 30-20, 34-32
 Washington def. Colorado St., 26-30, 30-26, 30-24, 30-22
 Texas def. Prairie View, 30-10, 30-10, 30-11
 Stephen F. Austin def. Alabama, 30-24, 23-30, 25-30, 30-22, 15-11
 Iowa St. def. Milwaukee, 30-21, 30-10, 30-21
 Wisconsin def. Notre Dame, 36-34, 30-26, 30-21
 Cal Poly def. Michigan, 30-23, 26-30, 30-25, 30-23
 California def. LSU, 25-30, 30-23, 30-17, 30-16
 Missouri def. Santa Clara, 35-33, 30-24, 30-26
 Stanford def. Sacramento St., 30-18, 30-18, 30-26.

Second Round

Nebraska def. UNI, 30-16, 30-16, 30-14
 San Diego def. Duke, 27-30, 30-25, 30-17, 27-30, 15-12
 Florida def. Arizona St., 30-17, 30-27, 26-30, 30-23
 Minnesota def. St. John's (NY), 30-26, 30-17, 26-30, 24-30, 15-1
 Southern California def. BYU, 30-25, 39-37, 30-19
 Hawaii def. Long Beach St., 30-28, 30-25, 24-30, 30-17
 Oklahoma def. Missouri St., 30-19, 30-22, 30-19
 UCLA def. Utah, 30-24, 30-27, 30-26
 Penn St. def. Hofstra, 30-20, 30-12, 30-19
 Purdue def. Kentucky, 30-21, 30-28, 30-26
 Ohio St. def. Middle Tenn., 23-30, 30-19, 30-17, 30-22
 Washington def. Colorado, 30-15, 22-30, 30-26, 30-24
 Texas def. Stephen F. Austin, 30-16, 30-19, 30-21
 Wisconsin def. Iowa St., 30-20, 30-25, 30-27
 California def. Cal Poly, 30-24, 30-26, 23-30, 30-20
 Stanford def. Missouri, 30-20, 27-30, 30-24, 25-30, 15-9.

Second Round

Nebraska def. UNI, 30-16, 30-16, 30-14
 San Diego def. Duke, 27-30, 30-25, 30-17, 27-30, 15-12
 Florida def. Arizona St., 30-17, 30-27, 26-30, 30-23
 Minnesota def. St. John's (NY), 30-26, 30-17, 26-30, 24-30, 15-1
 Southern California def. BYU, 30-25, 39-37, 30-19
 Hawaii def. Long Beach St., 30-28, 30-25, 24-30, 30-17
 Oklahoma def. Missouri St., 30-19, 30-22, 30-19
 UCLA def. Utah, 30-24, 30-27, 30-26
 Penn St. def. Hofstra, 30-20, 30-12, 30-19
 Purdue def. Kentucky, 30-21, 30-28, 30-26
 Ohio St. def. Middle Tenn., 23-30, 30-19, 30-17, 30-22
 Washington def. Colorado, 30-15, 22-30, 30-26, 30-24
 Texas def. Stephen F. Austin, 30-16, 30-19, 30-21
 Wisconsin def. Iowa St., 30-20, 30-25, 30-27
 California def. Cal Poly, 30-24, 30-26, 23-30, 30-20
 Stanford def. Missouri, 30-20, 27-30, 30-24, 25-30, 15-9.

Regional Semifinals

Nebraska def. San Diego, 30-21, 30-20, 30-15
 Minnesota def. Florida, 30-23, 25-30, 30-21, 30-26

Hawaii def. Southern California, 28-30, 30-21, 21-30, 30-27, 15-5
UCLA def. Oklahoma, 30-22, 30-16, 30-26
Penn St. def. Purdue, 30-24, 30-18, 30-15
Washington def. Ohio St., 30-16, 30-18, 30-18
Texas def. Wisconsin, 30-19, 30-22, 30-12
Stanford def. California, 31-29, 30-25, 31-29.

Regional Finals

Nebraska def. Minnesota, 25-30, 22-30, 30-20, 30-25, 15-9
UCLA def. Hawaii, 30-16, 30-23, 30-23
Washington def. Penn St., 30-27, 30-24, 28-30, 30-26
Stanford def. Texas, 30-28, 34-32, 31-33, 30-24.

Semifinals

Nebraska def. UCLA, 23-30, 30-28, 30-23, 30-28
Stanford def. Washington, 30-12, 30-25, 30-15.

Championship

Nebraska def. Stanford, 27-30, 30-26, 30-28, 30-27

2007

First Round

Stanford def. Santa Clara, 30-20, 30-28, 30-27
Sacramento St. def. Minnesota, 23-30, 30-25, 30-24, 30-17
Purdue def. Ohio, 25-30, 30-24, 30-22, 30-23
Cal Poly def. Xavier, 30-14, 30-19, 30-25
Kansas St. def. Tulsa, 30-24, 30-20, 30-23
Oregon def. Missouri St., 31-29, 30-20, 31-29
Clemson def. Alabama, 30-25, 30-27, 31-33, 30-26

UCLA def. Alabama A&M, 30-9, 30-14, 30-13
Southern California def. Pepperdine, 30-22, 30-23, 31-29
Long Beach St. def. UNLV, 30-20, 28-30, 30-27, 23-30, 15-10
Delaware def. Princeton, 24-30, 32-30, 30-27, 30-22
St. John's (NY) def. LIU Brooklyn, 30-25, 30-25, 30-16

Florida def. Col. of Charleston, 30-22, 30-28, 30-14
Oklahoma def. Florida A&M, 30-25, 32-30, 29-31, 30-14
LSU def. New Mexico St., 30-25, 21-30, 21-30, 30-27, 15-13
Texas def. Texas St., 30-21, 30-20, 30-13
Penn St. def. Siena, 30-19, 30-11, 30-14
Albany (NY) def. Cleveland St., 30-20, 30-20, 30-25

Michigan def. Miami (OH), 30-24, 30-27, 30-23
Colorado St. def. Illinois St., 30-26, 30-20, 30-15
Hawaii def. Tennessee St., 30-26, 30-14, 30-17
Middle Tenn. def. Louisville, 24-30, 30-19, 12-30, 30-25, 16-14
BYU def. Ole Miss, 30-27, 30-21, 30-24
Washington def. Missouri, 30-23, 28-30, 30-22, 32-34, 15-11
Wisconsin def. UNI, 30-23, 30-21, 30-24
Iowa St. def. San Diego, 25-30, 31-29, 30-19, 24-30, 16-14
Duke def. American, 30-20, 30-25, 28-30, 29-31, 15-7

California def. Liberty, 30-20, 26-30, 30-15, 30-21
Dayton def. Lipscomb, 30-17, 30-25, 30-19
Michigan St. def. Kentucky, 30-28, 30-23, 30-27
Wichita St. def. Western Ky., 30-21, 30-19, 30-25
Nebraska def. South Dakota St., 30-13, 30-14, 30-13.

Second Round

Stanford def. Sacramento St., 30-23, 30-11, 30-28
Cal Poly def. Purdue, 30-12, 30-14, 30-27
Oregon def. Kansas St., 24-30, 20-30, 30-27, 36-34, 15-11

UCLA def. Clemson, 30-19, 30-21, 19-30, 30-22
Southern California def. Long Beach St., 28-30, 30-24, 30-25, 21-30, 15-11

St. John's (NY) def. Delaware, 23-30, 30-28, 31-29, 30-23
Florida def. Oklahoma, 30-24, 30-24, 36-34
Texas def. LSU, 30-21, 30-22, 30-23
Penn St. def. Albany (NY), 30-15, 30-9, 30-19
Michigan def. Colorado St., 30-16, 30-18, 30-27
Middle Tenn. def. Hawaii, 30-22, 30-18, 15-30, 33-31
BYU def. Washington, 30-28, 28-30, 25-30, 30-22, 15-13
Iowa St. def. Wisconsin, 30-28, 30-25, 30-24
California def. Duke, 29-31, 30-28, 30-23, 30-17
Michigan St. def. Dayton, 30-26, 30-16, 30-21
Nebraska def. Wichita St., 30-22, 30-19, 30-19.

Regional Semifinals

Stanford def. Cal Poly, 30-15, 30-24, 30-20
UCLA def. Oregon, 30-23, 30-19, 28-30, 30-24
Southern California def. St. John's (NY), 30-27, 30-22, 26-30, 24-30, 15-10
Texas def. Florida, 30-27, 29-31, 30-16, 30-15
Penn St. def. Michigan, 30-15, 30-18, 30-18
BYU def. Middle Tenn., 30-28, 30-22, 34-32
California def. Iowa St., 30-27, 30-27, 30-24
Nebraska def. Michigan St., 25-30, 28-30, 30-17, 30-28, 15-9.

Regional Finals

Stanford def. UCLA, 28-30, 30-28, 30-26, 30-27
Southern California def. Texas, 30-25, 30-22, 30-26
Penn St. def. BYU, 30-23, 30-15, 30-18
California def. Nebraska, 30-28, 31-29, 30-26.

Semifinals

Penn St. def. California, 30-28, 30-25, 30-16
Stanford def. Southern California, 23-30, 30-20, 30-25, 20-30, 16-14.

Championship

Penn St. def. Stanford, 30-25, 30-26, 23-30, 19-30, 15-8

2008

First Round

Penn St. def. LIU Brooklyn, 25-14, 25-15, 25-15
Yale def. Ohio, 25-19, 23-25, 25-23, 17-25, 16-14
Western Mich. def. Dayton, 21-25, 26-24, 25-23, 25-18
Tulane def. Tennessee Tech, 25-21, 22-25, 25-22, 27-25

Illinois def. Milwaukee, 25-8, 25-16, 25-20
Cincinnati def. Western Ky., 25-13, 25-19, 21-25, 18-25, 15-10
New Mexico St. def. St. Mary's (CA), 22-25, 25-16, 25-21, 25-15
California def. Siena, 25-18, 25-10, 25-20
Washington def. Portland St., 25-11, 25-15, 25-14
Santa Clara def. Kansas St., 25-22, 25-20, 19-25, 16-25, 15-13
Clemson def. Tennessee, 25-19, 19-25, 25-19, 23-25, 15-12
Utah def. Furman, 25-17, 26-24, 25-17
Saint Louis def. Alabama A&M, 25-10, 25-15, 25-11

Michigan def. Kentucky, 24-26, 25-16, 19-25, 25-19, 15-13
UAB def. Missouri St., 25-17, 25-21, 25-17
Nebraska def. Liberty, 25-11, 21-25, 25-16, 25-19
Texas def. Lamar, 25-17, 25-14, 25-8
Wichita St. def. Rice, 21-25, 25-23, 25-15, 25-20
Duke def. San Francisco, 26-28, 25-21, 22-25, 25-23, 15-9
UCLA def. LSU, 25-19, 22-25, 25-20, 25-20
Oregon def. Delaware, 25-16, 25-18, 25-15
North Carolina def. American, 25-16, 25-17, 25-17

Iowa St. def. UNI, 26-24, 16-25, 25-21, 25-16
Minnesota def. North Dakota St., 25-18, 25-14, 25-14

Hawaii def. Belmont, 25-19, 25-11, 25-16
Southern California def. San Diego, 21-25, 25-12, 25-19, 26-24
Middle Tenn. def. Miami (OH), 25-23, 23-25, 21-25, 30-28, 15-13
Purdue def. Louisville, 25-22, 21-25, 29-27, 23-25, 16-14
Florida def. Florida A&M, 25-20, 25-21, 25-15
Colorado St. def. FIU, 25-22, 21-25, 25-22, 25-19
Long Beach St. def. Pepperdine, 18-25, 25-23, 25-15, 25-18
Stanford def. Albany (NY), 25-9, 25-11, 25-21.

Second Round

Penn St. def. Yale, 25-18, 25-11, 25-12
Western Mich. def. Tulane, 20-25, 25-21, 13-25, 25-19, 15-12
Illinois def. Cincinnati, 26-24, 25-20, 25-22
California def. New Mexico St., 25-23, 25-13, 21-25, 25-17
Washington def. Santa Clara, 25-19, 25-12, 25-21
Utah def. Clemson, 25-21, 26-24, 25-21
Michigan def. Saint Louis, 22-25, 25-19, 23-25, 25-20, 15-12
Nebraska def. UAB, 25-14, 25-15, 25-12
Texas def. Wichita St., 25-14, 25-18, 25-20
UCLA def. Duke, 25-16, 25-19, 25-17
Oregon def. North Carolina, 25-20, 24-26, 25-18, 25-19
Iowa St. def. Minnesota, 25-14, 26-24, 25-27, 25-19
Hawaii def. Southern California, 25-21, 25-18, 25-22
Purdue def. Middle Tenn., 25-18, 24-26, 25-18, 22-25, 15-8
Florida def. Colorado St., 25-21, 25-17, 25-23
Stanford def. Long Beach St., 25-15, 25-21, 25-15.

Regional Semifinals

Penn St. def. Western Mich., 25-17, 25-12, 25-19
California def. Illinois, 25-22, 25-22, 25-22
Washington def. Utah, 25-16, 25-20, 25-16
Nebraska def. Michigan, 25-13, 25-16, 25-18
Texas def. UCLA, 25-11, 22-25, 25-21, 25-21
Iowa St. def. Oregon, 17-25, 11-25, 25-22, 25-22, 15-8
Hawaii def. Purdue, 18-25, 25-22, 25-23, 25-20
Stanford def. Florida, 25-14, 25-21, 25-21.

Regional Finals

Penn St. def. California, 25-21, 25-21, 25-17
Nebraska def. Washington, 14-25, 23-25, 25-17, 26-24, 15-13
Texas def. Iowa St., 25-19, 25-19, 17-25, 25-12
Stanford def. Hawaii, 25-19, 25-9, 25-18.

Semifinals

Penn St. def. Nebraska, 25-17, 25-18, 15-25, 22-25, 15-11
Stanford def. Texas, 20-25, 18-25, 25-15, 25-22, 15-13.

Championship

Penn St. def. Stanford, 25-20, 26-24, 25-23

2009

First Round

Penn St. def. Binghamton, 25-9, 25-13, 25-14
Penn def. Army West Point, 18-25, 25-20, 25-18, 25-16
FIU def. Miami (FL), 25-16, 20-25, 22-25, 27-25, 15-11
Florida def. Col. of Charleston, 25-21, 25-17, 25-18
California def. Lipscomb, 25-15, 25-22, 25-9
Ohio St. def. Cincinnati, 25-20, 16-25, 25-15,

25-23
 Baylor def. Georgia Tech, 25-17, 25-22, 25-22
 UCLA def. Long Beach St., 25-20, 25-20, 25-16
 Illinois def. IPFW, 25-16, 25-15, 25-12
 Dayton def. Milwaukee, 25-17, 22-25, 25-20,
 19-25, 15-9
 Southern California def. Oklahoma, 25-21, 26-24,
 25-20
 Hawaii def. New Mexico, 25-22, 25-16, 25-21
 Michigan def. Niagara, 25-4, 25-12, 25-15
 Ohio def. Notre Dame, 23-25, 25-16, 20-25,
 25-15, 15-7
 St. Mary's (CA) def. UC Santa Barbara, 24-26,
 22-25, 25-20, 25-14, 15-13
 Stanford def. LIU Brooklyn, 25-11, 25-15, 25-10
 Florida St. def. Alabama A&M, 25-10, 25-19,
 25-10
 Jacksonville St. def. Florida A&M, 25-22, 18-25,
 23-25, 25-20, 15-13
 Kentucky def. Michigan St., 25-23, 25-23, 25-20
 Oregon def. Clemson, 25-17, 25-21, 25-20
 Minnesota def. Louisville, 25-20, 24-26, 26-24,
 25-22
 Tennessee def. Duke, 25-18, 25-23, 17-25, 25-12
 Colorado St. def. Middle Tenn., 25-19, 16-25,
 25-21, 17-25, 15-6
 Washington def. Northern Colo., 25-27, 25-15,
 25-22, 25-21
 Iowa St. def. George Mason, 25-22, 25-13, 25-19
 Wichita St. def. Saint Louis, 25-20, 25-21, 18-25,
 25-16
 UNI def. Washington St., 26-24, 25-21, 25-20
 Nebraska def. Coastal Caro., 25-13, 25-18, 25-15
 LSU def. Tulane, 25-15, 25-12, 25-15
 Texas A&M def. Arizona, 18-25, 25-23, 25-21,
 25-23
 TCU def. Rice, 26-24, 25-13, 27-25
 Texas def. Texas St., 25-16, 25-14, 25-14.

Second Round

Penn St. def. Penn, 25-20, 25-17, 25-16
 Florida def. FIU, 25-22, 25-15, 25-16
 California def. Ohio St., 25-13, 18-25, 25-23,
 25-20
 Baylor def. UCLA, 25-23, 25-22, 29-31, 25-19
 Illinois def. Dayton, 26-28, 25-8, 25-17, 25-18
 Hawaii def. Southern California, 25-20, 25-18,
 16-25, 27-25
 Michigan def. Ohio, 30-32, 24-26, 25-13, 25-20,
 15-13
 Stanford def. St. Mary's (CA), 21-25, 25-21,
 25-22, 24-26, 15-13
 Florida St. def. Jacksonville St., 25-18, 26-24,
 25-22
 Kentucky def. Oregon, 25-20, 25-22, 25-17
 Minnesota def. Tennessee, 25-15, 25-16, 25-18
 Colorado St. def. Washington, 25-16, 25-22,
 21-25, 25-19
 Iowa St. def. Wichita St., 27-25, 25-21, 25-18
 Nebraska def. UNI, 25-14, 25-17, 25-21
 Texas A&M def. LSU, 18-25, 26-24, 23-25, 25-23,
 15-10
 Texas def. TCU, 25-15, 25-14, 25-18.

Regional Semifinals

Penn St. def. Florida, 25-12, 25-18, 25-21
 California def. Baylor, 26-24, 25-20, 25-17
 Hawaii def. Illinois, 21-25, 25-10, 27-25, 25-16
 Michigan def. Stanford, 25-18, 23-25, 25-22,
 25-11
 Florida St. def. Kentucky, 16-25, 26-24, 25-17,
 19-25, 17-15
 Minnesota def. Colorado St., 25-22, 29-27, 23-25,
 25-18
 Nebraska def. Iowa St., 25-11, 25-19, 25-22
 Texas def. Texas A&M, 25-18, 25-18, 25-21.

Regional Finals

Penn St. def. California, 25-18, 25-17, 25-22
 Hawaii def. Michigan, 25-23, 25-19, 25-18

Minnesota def. Florida St., 25-20, 25-7, 18-25,
 25-17
 Texas def. Nebraska, 21-25, 25-18, 25-16, 25-17.
Semifinals
 Penn St. def. Hawaii, 23-25, 25-18, 25-15, 25-18
 Texas def. Minnesota, 25-19, 25-20, 25-15.

Championship

Penn St. def. Texas, 22-25, 20-25, 25-23, 25-21,
 15-13

2010

First Round

Florida def. South Carolina St., 25-7, 25-10,
 25-12
 Florida St. def. Ga. Southern, 25-20, 23-25,
 25-22, 25-13
 Louisville def. Middle Tenn., 25-22, 25-21, 25-17
 Purdue def. Kentucky, 25-18, 24-26, 25-17, 25-18
 Texas def. UTSA, 25-11, 25-18, 25-15
 UCLA def. American, 26-28, 26-24, 23-25, 25-19,
 15-11
 Cincinnati def. Western Ky., 25-22, 28-26, 25-12
 Illinois def. Austin Peay, 25-19, 25-19, 25-19
 Missouri def. UNI, 25-19, 17-25, 26-24, 26-28,
 15-10
 Northwestern def. Arizona, 25-18, 25-20, 18-25,
 25-20
 Ohio def. Penn, 25-21, 27-25, 25-17
 Duke def. High Point, 25-12, 25-20, 25-20
 Tulsa def. LSU, 25-20, 25-15, 25-18
 Oklahoma def. Wichita St., 29-27, 25-21, 25-14
 Virginia Tech def. Delaware, 25-17, 25-23, 25-18
 Penn St. def. Niagara, 25-12, 25-19, 25-15
 Stanford def. Albany (NY), 25-12, 25-17, 25-15
 Colorado St. def. Cal St. Fullerton, 19-25, 20-25,
 25-12, 25-21, 15-12
 Ohio St. def. Lipscomb, 25-22, 25-8, 22-25, 25-23
 Dayton def. Butler, 25-17, 25-23, 25-11
 Tennessee def. Alabama A&M, 25-11, 25-19,
 25-16
 Indiana def. Miami (FL), 19-25, 25-18, 25-13,
 20-25, 15-9
 San Diego def. Long Beach St., 25-22, 30-28,
 25-19
 Southern California def. New Mexico, 25-19,
 25-8, 25-18
 California def. Utah St., 25-15, 25-11, 25-20
 North Carolina def. Ole Miss, 25-20, 21-25,
 25-18, 25-9
 Creighton def. Iowa St., 27-25, 16-25, 25-23,
 19-25, 15-11
 Minnesota def. North Dakota St., 25-21, 25-21,
 25-12
 Hawaii def. Portland St., 25-13, 25-19, 25-8
 Washington def. Michigan, 25-22, 25-17, 25-16
 Auburn def. Missouri St., 25-15, 26-24, 27-25
 Nebraska def. Sacred Heart, 25-12, 25-22, 25-11.

Second Round

Florida def. Florida St., 20-25, 25-22, 22-25,
 25-21, 17-15
 Purdue def. Louisville, 26-24, 25-23, 18-25, 25-15
 Texas def. UCLA, 25-23, 20-25, 25-18, 26-24
 Illinois def. Cincinnati, 25-17, 25-17, 20-25, 25-21
 Missouri def. Northwestern, 25-13, 22-25, 25-22,
 25-20
 Duke def. Ohio, 25-15, 17-25, 25-18, 17-25,
 15-10
 Oklahoma def. Tulsa, 25-13, 25-22, 26-28, 20-25,
 15-9
 Penn St. def. Virginia Tech, 25-22, 25-22, 25-13
 Stanford def. Colorado St., 28-26, 25-13, 25-15
 Ohio St. def. Dayton, 25-22, 25-22, 17-25, 24-26,
 16-14
 Indiana def. Tennessee, 18-25, 25-21, 20-25,
 27-25, 15-13
 Southern California def. San Diego, 25-15, 25-20,
 22-25, 31-29

California def. North Carolina, 25-13, 25-18,
 25-18
 Minnesota def. Creighton, 25-19, 30-28, 25-20
 Washington def. Hawaii, 25-17, 25-11, 25-23
 Nebraska def. Auburn, 25-10, 25-17, 25-15.
Regional Semifinals
 Purdue def. Florida, 28-26, 25-15, 25-19
 Texas def. Illinois, 19-25, 26-24, 18-25, 25-14,
 15-11
 Duke def. Missouri, 25-19, 21-25, 25-19, 25-22
 Penn St. def. Oklahoma, 25-23, 25-23, 25-15
 Stanford def. Ohio St., 25-21, 24-26, 25-19, 25-18
 Southern California def. Indiana, 25-18, 25-21,
 25-20
 California def. Minnesota, 26-24, 25-23, 25-23
 Washington def. Nebraska, 25-16, 20-25, 25-21,
 29-27.

Regional Finals

Texas def. Purdue, 18-25, 25-16, 25-15, 27-25
 Penn St. def. Duke, 25-19, 25-18, 23-25, 25-17
 Southern California def. Stanford, 20-25, 25-17,
 22-25, 26-24, 16-14
 California def. Washington, 25-21, 25-20, 25-14.

Semifinals

Penn St. def. Texas, 25-13, 25-13, 25-22
 California def. Southern California, 25-14, 25-17,
 25-20.

Championship

Penn St. def. California, 25-20, 27-25, 25-20

2011

First Round

Texas def. Texas St., 25-15, 25-23, 25-15
 Michigan St. def. Arizona, 18-25, 25-17, 25-20,
 25-21
 Kentucky def. Dayton, 25-20, 16-25, 22-25,
 25-15, 16-14
 Texas A&M def. Lipscomb, 25-16, 25-16, 12-25,
 25-22
 UCLA def. UMS, 25-12, 25-12, 25-9
 San Diego def. Long Beach St., 23-25, 26-24,
 25-19, 25-21
 Delaware def. American, 17-25, 25-22, 25-22,
 25-23
 Penn St. def. Liberty, 25-16, 25-16, 25-16
 Purdue def. Morehead St., 25-16, 25-15, 25-23
 Louisville def. Ball St., 25-22, 25-15, 25-20
 Cincinnati def. Samford, 25-17, 22-25, 25-16,
 23-25, 15-9
 Florida St. def. Albany (NY), 25-15, 25-11, 25-23
 Minnesota def. North Dakota St., 25-17, 25-21,
 26-24
 Washington def. Western Mich., 25-13, 20-25,
 25-22, 25-16
 Miami (FL) def. Northern Ill., 25-17, 21-25, 25-12,
 26-24
 Iowa St. def. Milwaukee, 25-19, 25-23, 25-23
 Illinois def. Central Mich., 25-16, 25-22, 25-18
 Marquette def. Western Ky., 25-21, 22-25, 26-24,
 25-23
 Ohio St. def. Middle Tenn., 25-23, 25-27, 25-21,
 25-18
 Tennessee def. Duke, 25-15, 23-25, 25-19, 25-16
 Stanford def. Sacred Heart, 25-14, 23-25, 25-22,
 25-11
 Michigan def. Baylor, 22-25, 25-11, 29-27, 25-17
 Florida def. Missouri, 23-25, 25-16, 25-20, 25-16
 UNI def. Niagara, 25-16, 25-13, 25-17
 Southern California def. Yale, 25-13, 25-13, 25-18
 Tulsa def. Oklahoma, 25-22, 18-25, 25-22, 25-19
 Colorado St. def. Oregon, 24-26, 25-21, 25-21,
 15-25, 15-10
 Hawaii def. Northern Colo., 25-21, 25-15, 25-15
 Pepperdine def. Missouri St., 25-22, 25-21, 25-16
 North Carolina def. California, 25-17, 16-25,
 23-25, 25-17, 15-9

Kansas St. def. Wichita St., 25-18, 25-22, 25-17
Nebraska def. Jackson St., 25-10, 25-16, 25-13.

Second Round

Texas def. Michigan St., 25-11, 25-18, 25-22
Kentucky def. Texas A&M, 25-18, 25-21, 25-19
UCLA def. San Diego, 25-16, 25-15, 22-25, 25-17
Penn St. def. Delaware, 25-12, 25-9, 25-18
Purdue def. Louisville, 25-14, 26-28, 25-11, 25-16
Florida St. def. Cincinnati, 25-23, 16-25, 25-20, 20-25, 15-13
Minnesota def. Washington, 18-25, 20-25, 25-17, 25-21, 15-11
Iowa St. def. Miami (FL), 25-21, 25-10, 25-14
Illinois def. Marquette, 25-13, 25-23, 25-22
Ohio St. def. Tennessee, 23-25, 25-21, 25-23, 22-25, 15-12
Michigan def. Stanford, 20-25, 25-17, 25-18, 25-20
Florida def. UNI, 16-25, 25-14, 25-14, 25-22
Southern California def. Tulsa, 25-10, 25-20, 25-19
Hawaii def. Colorado St., 22-25, 25-22, 25-16, 25-18
Pepperdine def. North Carolina, 25-20, 25-22, 25-22
Kansas St. def. Nebraska, 25-22, 22-25, 31-29, 22-25, 15-11.

Regional Semifinals

Texas def. Kentucky, 25-23, 22-25, 27-25, 25-23
UCLA def. Penn St., 25-20, 25-22, 25-21
Florida St. def. Purdue, 25-23, 21-25, 25-20, 25-19
Iowa St. def. Minnesota, 18-25, 25-23, 25-15, 31-29
Illinois def. Ohio St., 23-25, 26-24, 25-23, 25-19
Florida def. Michigan, 25-21, 25-13, 27-25
Southern California def. Hawaii, 19-25, 29-27, 19-25, 25-23, 15-12
Pepperdine def. Kansas St., 25-18, 25-12, 25-23.

Regional Finals

UCLA def. Texas, 19-25, 25-22, 25-22, 25-21
Florida St. def. Iowa St., 25-21, 23-25, 25-20, 19-25, 15-11
Illinois def. Florida, 25-22, 23-25, 25-14, 25-20
Southern California def. Pepperdine, 25-16, 26-28, 19-25, 25-19, 15-10.

Semifinals

Illinois def. Southern California, 25-27, 25-18, 25-22, 18-25, 15-10
UCLA def. Florida St., 25-16, 25-17, 25-21.

Championship

UCLA def. Illinois, 25-23, 23-25, 26-24, 25-16

2012

First Round

Penn St. def. Binghamton, 25-11, 25-3, 25-9
Bowling Green def. Yale, 16-25, 25-15, 25-21, 13-25, 15-11
Ohio St. def. Notre Dame, 25-16, 25-21, 25-17
Kentucky def. East Tenn. St., 25-9, 25-17, 25-15
Florida St. def. Hofstra, 25-21, 25-10, 25-20
Purdue def. Colorado St., 25-20, 25-18, 25-19
Creighton def. Marquette, 25-22, 25-23, 28-26
Minnesota def. Liberty, 25-21, 25-10, 34-32
Oregon def. Northern Colo., 25-14, 25-19, 25-18
Dayton def. Pepperdine, 15-25, 20-25, 25-21, 25-21, 15-9
Oklahoma def. Arizona St., 20-25, 25-19, 25-18, 19-25, 15-13
BYU def. New Mexico St., 25-8, 25-17, 25-14
Washington def. Central Ark., 25-13, 25-17, 25-18
Hawaii def. Santa Clara, 25-20, 25-13, 25-19
UNI def. Kansas St., 25-18, 25-13, 25-21
Nebraska def. UMES, 25-14, 25-10, 25-18
Texas def. Colgate, 25-4, 25-11, 25-15
Texas A&M def. North Carolina St., 21-25, 25-12,

25-23, 25-20
Col. of Charleston def. Miami (FL), 25-22, 21-25, 19-25, 25-22, 15-10
Florida def. Tulsa, 25-9, 25-21, 25-21
Kansas def. Cleveland St., 17-25, 25-10, 25-16, 25-18
Wichita St. def. Arkansas, 16-25, 25-27, 25-17, 25-23, 15-10
St. Mary's (CA) def. San Diego St., 17-25, 23-25, 25-23, 25-22, 15-12
Southern California def. Fairfield, 25-8, 25-11, 25-10
UCLA def. LIU Brooklyn, 25-13, 25-15, 25-12
Michigan St. def. San Diego, 25-19, 23-25, 25-20, 18-25, 15-11
Michigan def. Tennessee, 25-22, 25-17, 22-25, 19-25, 15-10
Louisville def. Belmont, 21-25, 25-19, 25-18, 25-21
Iowa St. def. IPFW, 25-11, 23-25, 22-25, 25-13, 15-7
North Carolina def. California, 26-24, 25-23, 18-25, 25-16
Western Ky. def. Loyola Marymount, 25-23, 25-19, 25-17
Stanford def. Jackson St., 25-10, 25-17, 25-10.

Second Round

Penn St. def. Bowling Green, 25-15, 25-12, 25-15
Kentucky def. Ohio St., 18-25, 26-24, 25-15, 25-18
Purdue def. Florida St., 25-20, 21-25, 25-21, 23-25, 15-11
Minnesota def. Creighton, 20-25, 25-17, 25-23, 25-17
Oregon def. Dayton, 25-15, 25-20, 25-21
BYU def. Oklahoma, 25-17, 25-21, 25-18
Washington def. Hawaii, 20-25, 25-20, 19-25, 27-25, 15-11
Nebraska def. UNI, 25-21, 25-16, 25-21
Texas def. Texas A&M, 25-16, 19-25, 25-19, 25-18
Florida def. Col. of Charleston, 25-20, 25-16, 25-14
Wichita St. def. Kansas, 23-25, 25-16, 25-19, 25-21
Southern California def. St. Mary's (CA), 28-26, 25-16, 25-19
Michigan St. def. UCLA, 25-17, 29-27, 18-25, 25-22
Michigan def. Louisville, 25-15, 22-25, 25-22, 27-25
Iowa St. def. North Carolina, 25-22, 18-25, 23-25, 25-16, 15-13
Stanford def. Western Ky., 25-15, 25-23, 25-15.

Regional Semifinals

Penn St. def. Kentucky, 25-18, 25-21, 25-12
Minnesota def. Purdue, 23-25, 26-24, 25-23, 25-21
Oregon def. BYU, 25-23, 25-21, 22-25, 25-12
Nebraska def. Washington, 25-14, 25-21, 25-23
Texas def. Florida, 25-22, 26-24, 25-17
Southern California def. Wichita St., 25-20, 25-19, 25-17
Michigan def. Michigan St., 25-16, 26-24, 26-24
Stanford def. Iowa St., 25-16, 25-19, 25-17.

Regional Finals

Penn St. def. Minnesota, 25-19, 19-25, 26-24, 25-18
Oregon def. Nebraska, 15-25, 25-22, 25-18, 25-17
Texas def. Southern California, 25-19, 25-22, 25-14
Michigan def. Stanford, 20-25, 25-20, 25-20, 25-20.

Semifinals

Oregon def. Penn St., 21-25, 30-28, 25-22, 25-19
Texas def. Michigan, 25-11, 21-25, 23-25, 25-12,

15-11.

Championship

Texas def. Oregon, 25-11, 26-24, 25-19.

2013

First Round

Texas def. Texas St., 25-13, 26-24, 25-16
Texas A&M def. UTSA, 26-24, 25-21, 25-18
American def. Georgia, 25-21, 25-13, 25-11
Duke def. Col. of Charleston, 25-14, 25-8, 23-25, 25-19
San Diego def. UC Santa Barbara, 26-24, 25-18, 25-14
Arizona def. New Mexico St., 25-14, 25-23, 25-19
Oregon def. Miami (FL), 25-16, 25-23, 25-17
Nebraska def. Fairfield, 25-15, 25-9, 25-17
Florida def. Jacksonville, 25-19, 25-15, 25-16
Florida St. def. Ga. Southern, 25-19, 25-20, 25-20
California def. North Carolina, 25-20, 25-18, 25-20
Wisconsin def. Milwaukee, 25-11, 25-14, 25-15
Illinois def. Morehead St., 25-22, 25-21, 25-16
Marquette def. Louisville, 25-23, 25-22, 25-19
Purdue def. Central Ark., 25-15, 25-17, 25-13
Missouri def. IUPUI, 25-22, 25-15, 25-18
Washington def. Alabama St., 25-11, 25-5, 25-16
LSU def. Michigan, 23-25, 9-25, 25-14, 25-19, 15-10
Creighton def. Arkansas, 22-25, 25-14, 25-22, 26-24
Kansas def. Wichita St., 25-23, 25-19, 20-25, 25-22
Hawaii def. Idaho St., 25-16, 19-25, 25-12, 25-13
BYU def. Arizona St., 21-25, 25-22, 25-17, 24-26, 15-10
CSUN def. Colorado St., 25-15, 25-21, 13-25, 18-25, 15-12
Southern California def. New Hampshire, 25-9, 25-10, 25-12
Stanford def. Hampton, 25-10, 25-10, 25-11
Oklahoma def. Alabama, 20-25, 25-19, 25-19, 25-23
Colorado def. Iowa St., 17-25, 25-16, 25-19, 25-21
Minnesota def. Radford, 25-11, 25-19, 25-8
Kentucky def. Duquesne, 25-23, 25-17, 25-17
Michigan St. def. Ohio, 25-21, 25-22, 25-19
Utah def. Yale, 27-29, 25-15, 26-24, 25-16
Penn St. def. LIU Brooklyn, 25-21, 25-21, 25-14.

Second Round

Texas def. Texas A&M, 25-14, 25-18, 15-25, 25-19
American def. Duke, 25-23, 26-24, 25-22
San Diego def. Arizona, 25-14, 25-19, 25-22
Nebraska def. Oregon, 25-22, 25-19, 25-22
Florida St. def. Florida, 25-15, 20-25, 22-25, 25-22, 15-9
Wisconsin def. California, 25-19, 25-18, 25-21
Illinois def. Marquette, 19-25, 25-17, 25-13, 25-13
Purdue def. Missouri, 15-18, 23-25, 25-16, 27-25
Washington def. LSU, 17-25, 25-18, 25-21, 25-19
Kansas def. Creighton, 25-20, 22-25, 25-22, 25-21
BYU def. Hawaii, 25-21, 25-17, 25-13
Southern California def. CSUN, 25-19, 25-18, 25-18
Stanford def. Oklahoma, 25-15, 25-19, 25-18
Minnesota def. Colorado, 25-20, 25-18, 17-25, 21-25, 15-9
Michigan St. def. Kentucky, 25-22, 21-25, 25-22, 25-20
Penn St. def. Utah, 25-14, 25-15, 25-11.

Regional Semifinals

Texas def. American, 24-26, 25-14, 25-16, 25-20
Nebraska def. San Diego, 25-20, 25-23, 25-22
Wisconsin def. Florida St., 25-15, 23-25, 25-22, 25-15

Purdue def. Illinois, 28-26, 25-20, 25-19
Washington def. Kansas, 25-18, 25-13, 26-24
Southern California def. BYU, 32-30, 25-13,
21-25, 25-16
Stanford def. Minnesota, 28-26, 25-23, 25-22
Penn St. def. Michigan St., 22-25, 25-17, 25-17,
25-23.

Regional Finals

Texas def. Nebraska, 25-19, 25-22, 25-23
Wisconsin def. Purdue, 25-22, 23-25, 25-18,
25-21
Washington def. Southern California, 26-28,
23-25, 25-22, 25-18, 17-15
Penn St. def. Stanford, 22-25, 25-22, 28-26,
18-25, 15-11.

Semifinals

Wisconsin def. Texas, 25-19, 25-18, 26-28, 25-23
Penn St. def. Washington, 25-14, 25-13, 25-16.

Championship

Penn St. def. Wisconsin, 25-19, 26-24, 20-25,
25-23

2014

First Round

[Stanford def. CSU Bakersfield, 25-21, 25-21, 25-18](#)
[Michigan St. def. Loyola Marymount, 25-15, 25-19, 21-25, 25-21](#)
[Oregon St. def. Creighton, 25-21, 26-24, 19-25, 25-21](#)
[UALR def. Kansas, 27-25, 19-25, 22-25, 25-18, 15-10](#)
[Illinois def. Murray St., 25-20, 25-9, 25-17](#)
[Iowa St. def. Western Ky., 25-13, 25-22, 26-24](#)
[Miami \(FL\) def. UCF, 25-22, 18-25, 25-10, 23-25, 15-10](#)
[Florida def. Alabama St., 25-13, 25-12, 25-12](#)
[Penn St. def. Siena, 25-17, 25-10, 25-5](#)
[Dayton def. American, 25-22, 25-18, 23-25, 29-27](#)
[Long Beach St. def. San Diego, 25-23, 25-23, 25-22](#)
[UCLA def. LIU Brooklyn, 25-23, 25-19, 25-18](#)
[Kentucky def. Oakland, 25-20, 28-26, 25-19](#)
[Ohio St. def. Lipscomb, 25-20, 25-14, 25-18](#)
[Illinois St. def. Marquette, 23-25, 19-25, 25-22, 25-22, 15-13](#)
[Wisconsin def. Western Mich., 25-9, 26-24, 25-10](#)
[Washington def. New Hampshire, 25-9, 25-6, 25-18](#)
[Hawaii def. Duke, 25-15, 25-19, 25-17](#)
[Utah def. Kansas St., 25-16, 25-16, 25-17](#)
[Nebraska def. Hofstra, 27-25, 25-23, 25-16](#)
[Arizona def. Yale, 25-12, 25-17, 25-19](#)
[BYU def. Seton Hall, 25-16, 25-18, 25-17](#)
[Alabama def. Samford, 17-25, 25-10, 23-25, 25-12, 15-8](#)
[Florida St. def. Jacksonville, 25-13, 25-21, 25-15](#)
[North Carolina def. Hampton, 25-18, 25-16, 25-7](#)
[Southern California def. Coastal Caro., 25-20, 25-19, 25-11](#)
[LSU def. Oklahoma, 25-14, 25-23, 25-22](#)
[Oregon def. Santa Clara, 25-15, 25-17, 25-16](#)
[Colorado St. def. Denver, 25-21, 25-17, 25-22](#)
[Colorado def. Northern Colo., 25-19, 25-15, 24-26, 25-15](#)
[Arizona St. def. Texas A&M, 22-25, 25-20, 25-16, 25-22](#)
[Texas def. Northwestern St., 25-21, 25-15, 25-18](#)

Second Round

[Stanford def. Michigan St., 25-20, 25-22, 24-26, 25-23](#)
[Oregon St. def. UALR, 25-15, 19-25, 22-25, 28-26, 19-17](#)
[Illinois def. Iowa St. 27-25, 25-18, 25-18](#)
[Florida def. Miami \(FL\), 13-25, 25-22, 25-20, 25-21](#)

[Penn St. def. Dayton, 25-20, 25-18, 25-16](#)
[UCLA def. Long Beach St., 27-25, 25-15, 25-14](#)
[Ohio St. def. Kentucky, 23-25, 25-18, 25-18, 25-19](#)
[Wisconsin def. Illinois St., 25-17, 25-19, 25-19](#)
[Washington def. Hawaii, 25-20, 19-25, 25-16, 25-14](#)
[Nebraska def. Utah, 25-23, 25-22, 23-25, 17-25, 15-11](#)
[BYU def. Arizona, 22-25, 25-20, 25-23, 25-23](#)
[Florida St. def. Alabama, 25-18, 25-22, 25-19](#)
[North Carolina def. Southern California, 23-25, 27-25, 25-23, 25-15](#)
[Oregon def. LSU, 25-22, 21-25, 25-20, 25-20](#)
[Colorado St. def. Colorado, 25-22, 25-21, 23-25, 24-26, 16-14](#)
[Texas def. Arizona St., 25-19, 25-20, 25-22](#)

Regional Semifinals

[Stanford def. Oregon St., 25-20, 25-14, 22-25, 25-15](#)
[Florida def. Illinois, 25-22, 21-25, 22-25, 25-17, 16-14](#)
[Penn St. def. UCLA, 28-26, 25-16, 25-19](#)
[Wisconsin def. Ohio St., 25-20, 21-25, 22-25, 26-24, 15-12](#)
[Nebraska def. Washington, 20-25, 25-20, 25-22, 29-27](#)
[BYU def. Florida St., 25-20, 25-19, 19-25, 26-24](#)
[North Carolina def. Oregon, 25-23, 25-22, 23-25, 25-16](#)
[Texas def. Colorado St., 25-19, 25-18, 25-17](#)

Regional Finals

[Stanford def. Florida, 25-17, 25-22, 25-21](#)
[Penn St. def. Wisconsin, 22-25, 25-16, 25-22, 25-19](#)
[BYU def. Nebraska, 25-21, 25-20, 25-21](#)
[Texas def. North Carolina, 25-21, 18-25, 25-20, 31-29](#)

Semifinals

Dec. 18 at Oklahoma City

[BYU def. Texas, 25-23, 25-16, 17-25, 26-24](#)
[Penn St. def. Stanford, 25-16, 23-25, 25-22, 25-21](#)

Championship

Dec. 20 at Oklahoma City

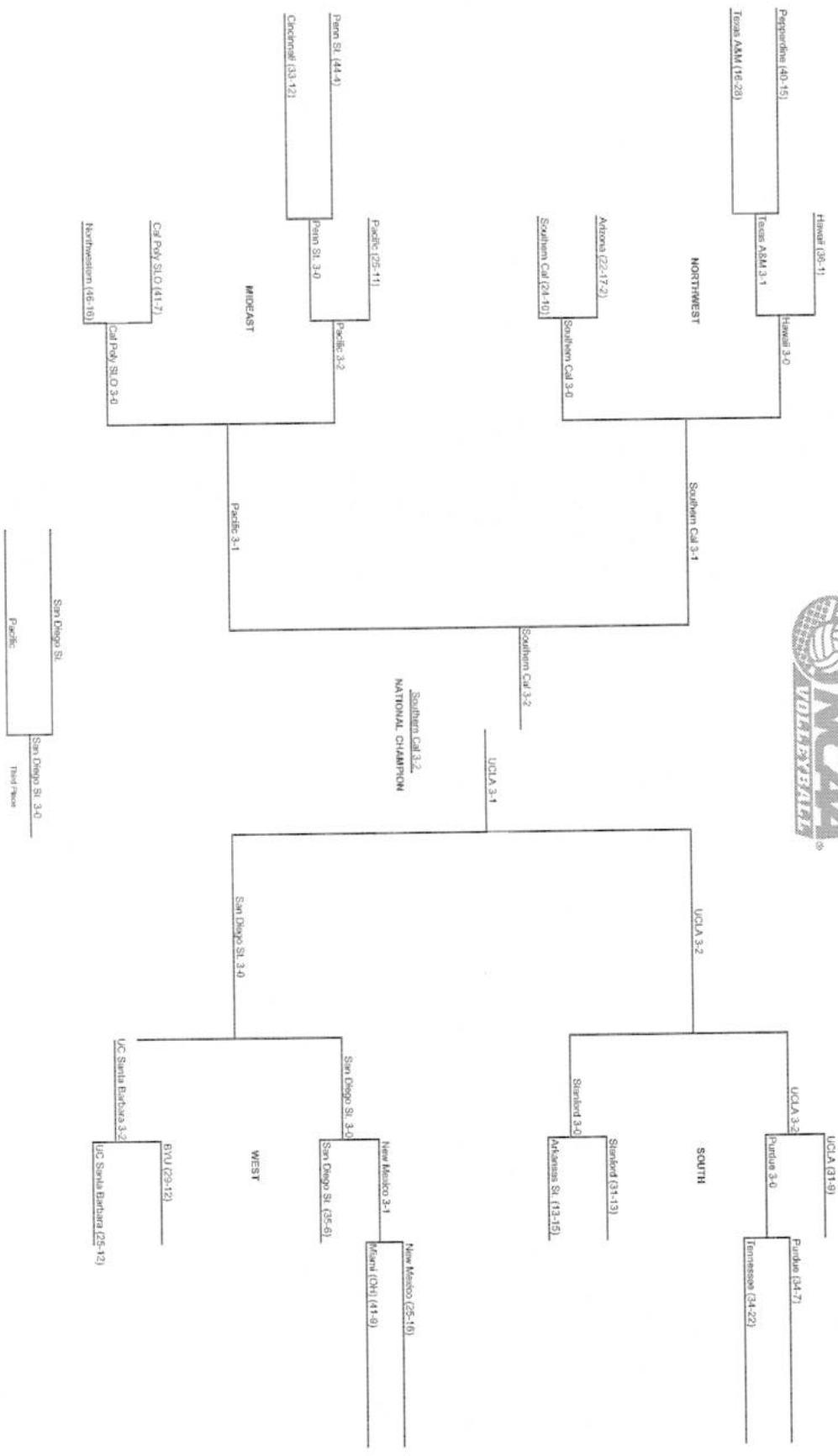
[Penn St. def. BYU, 25-21, 26-24, 25-14](#)

BRACKETS



1981 Division I Women's VOLLEYBALL CHAMPIONSHIP

First Round Regional Semifinals Regional Finals Championship Semifinals Championship National Championship Championship Semifinals Regional Finals Regional Semifinals First Round





1982 Division I Women's
VOLLEYBALL CHAMPIONSHIP



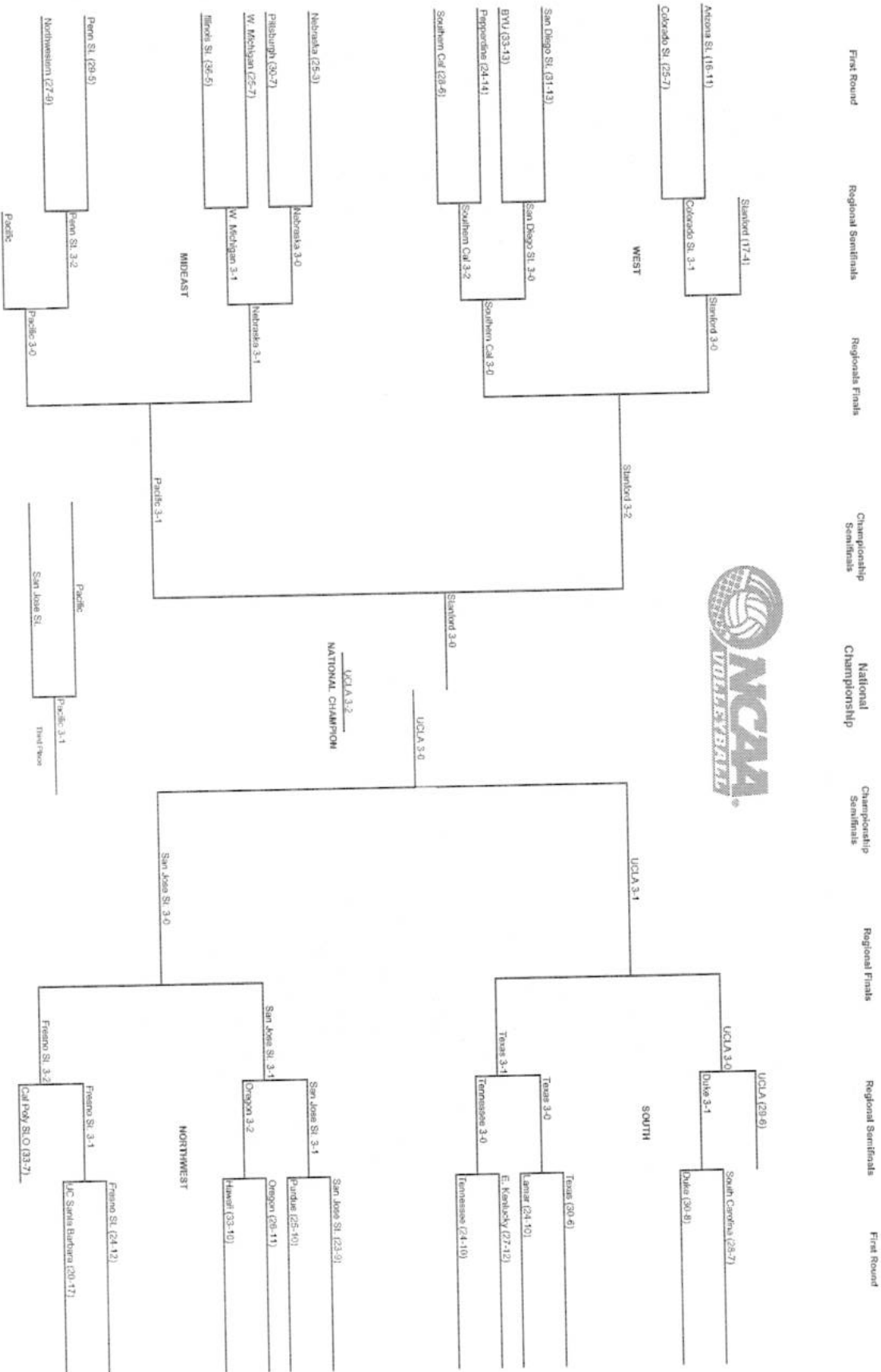


1983 Division I Women's VOLLEYBALL CHAMPIONSHIP





1984 Division I Women's VOLLEYBALL CHAMPIONSHIP

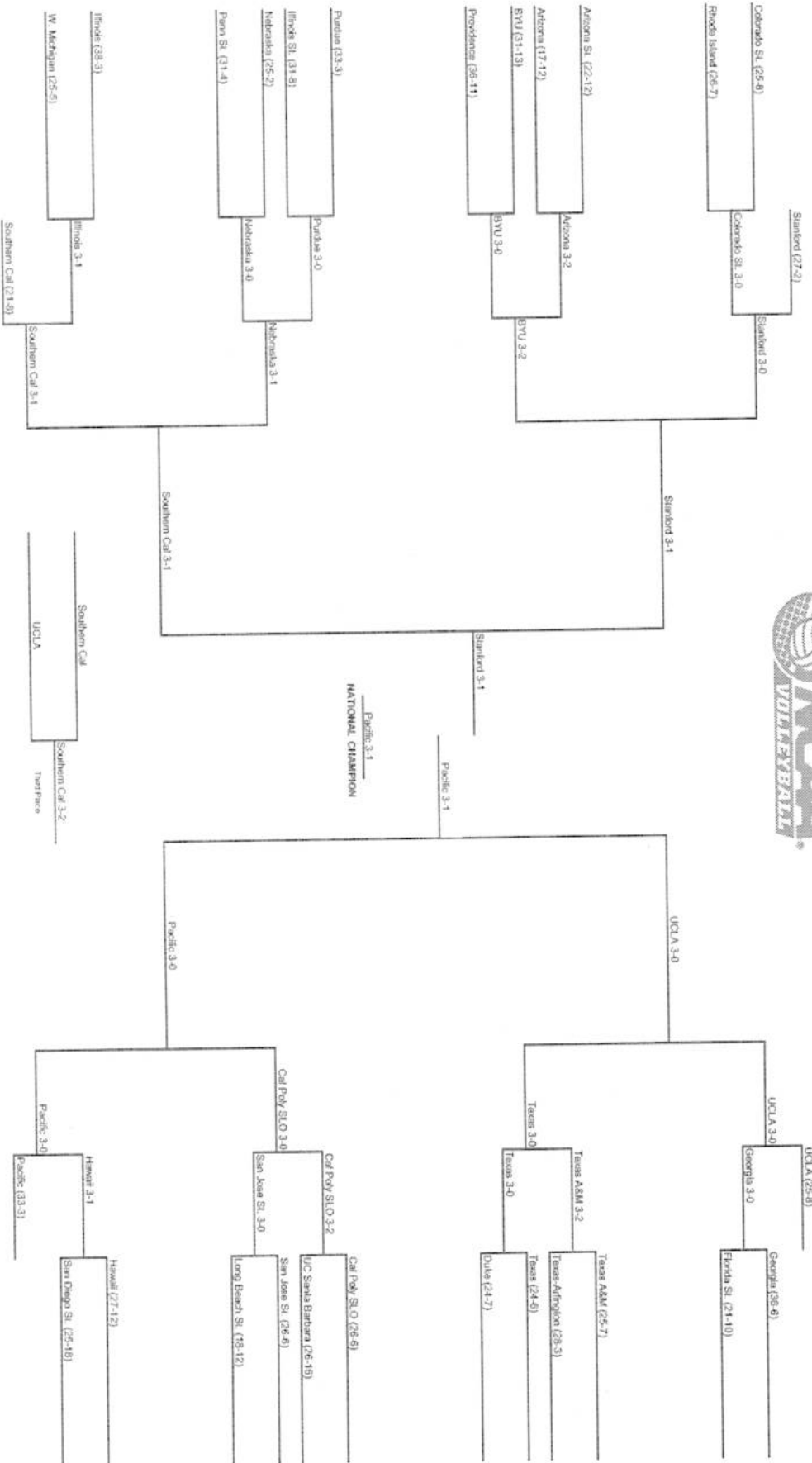




1985 Division I Women's VOLLEYBALL CHAMPIONSHIP



First Round Regional Semifinals Regionals Finals Championship Semifinals National Championship Championship Semifinals Regional Finals Regional Semifinals First Round

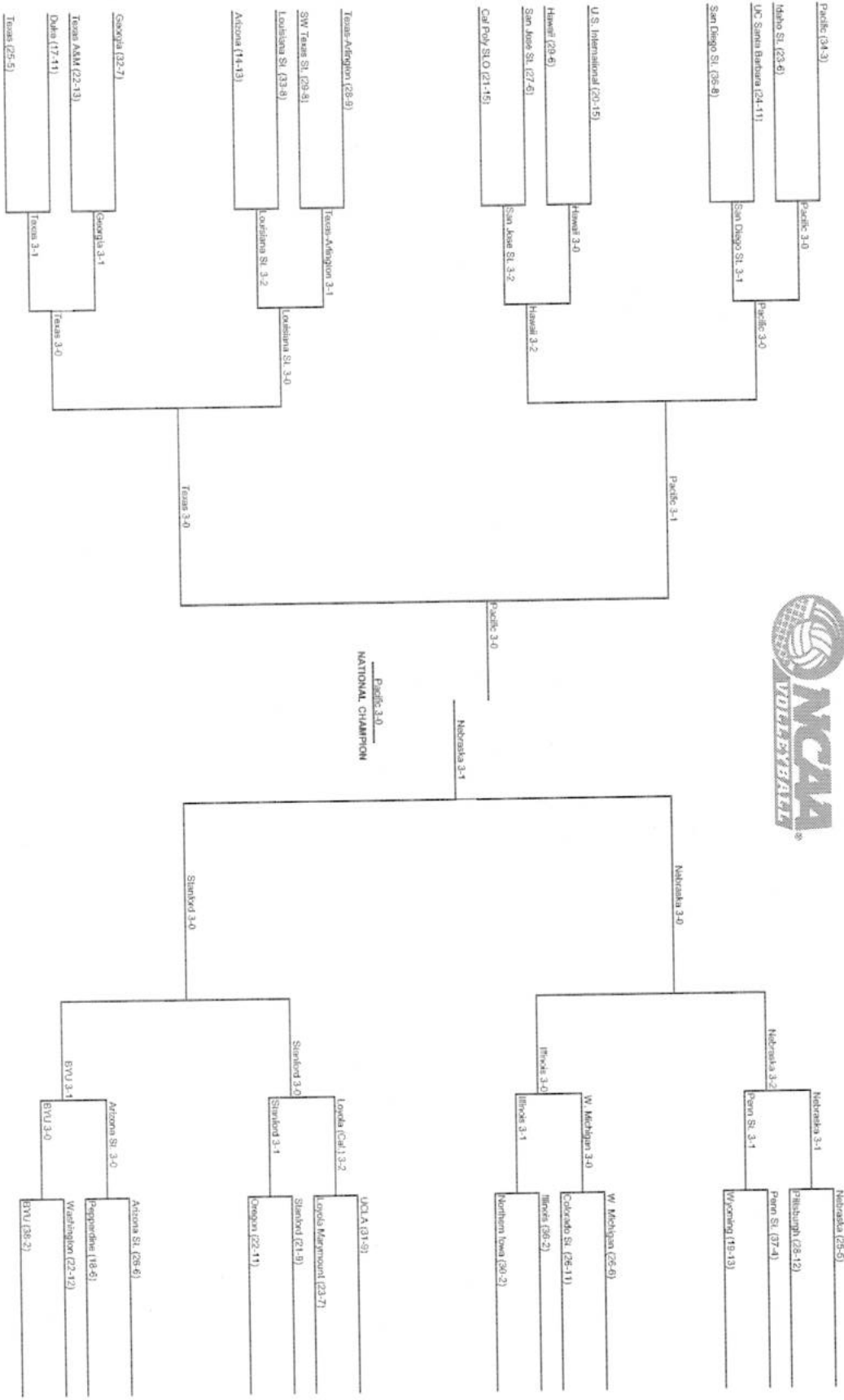




1986 Division I Women's VOLLEYBALL CHAMPIONSHIP



Final Round Regional Semifinals Regional Finals Championship Semifinals National Championship Championship Semifinals Regional Finals Regional Semifinals Final Round

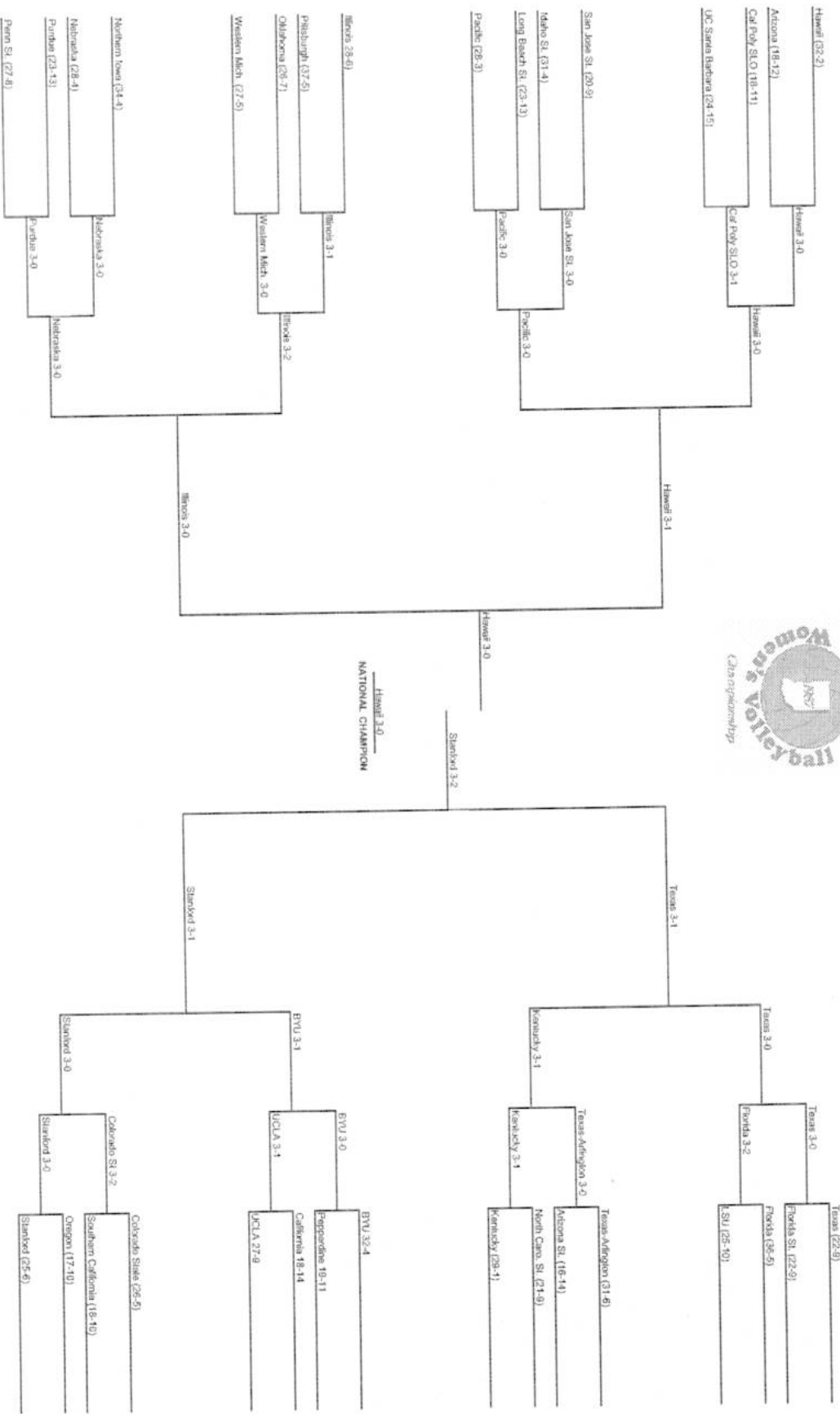




1987 Division I Women's
VOLLEYBALL CHAMPIONSHIP



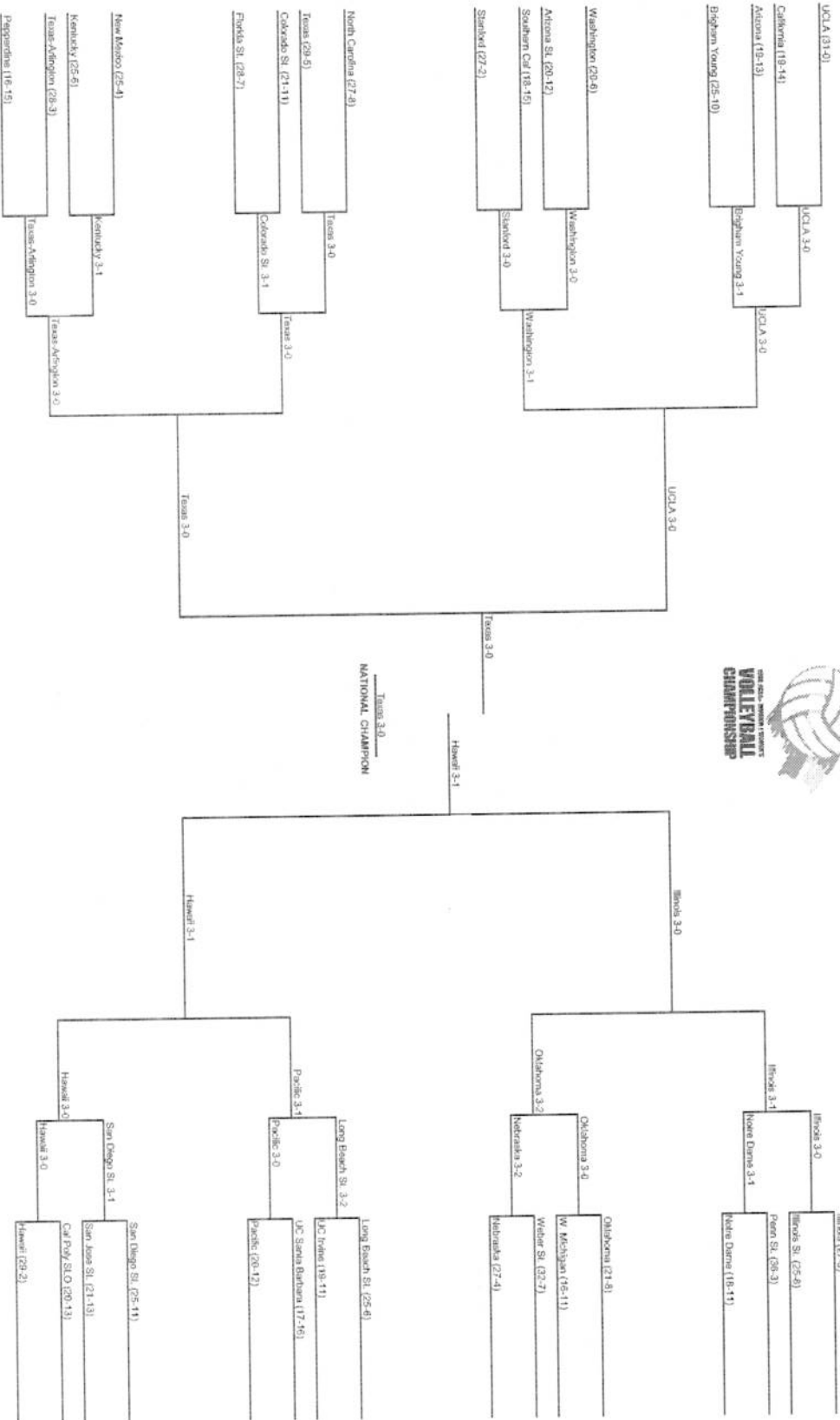
Final Round Regional Regionals Championship National Championship Championship Semifinals Regional Finals Regional Semifinals First Round





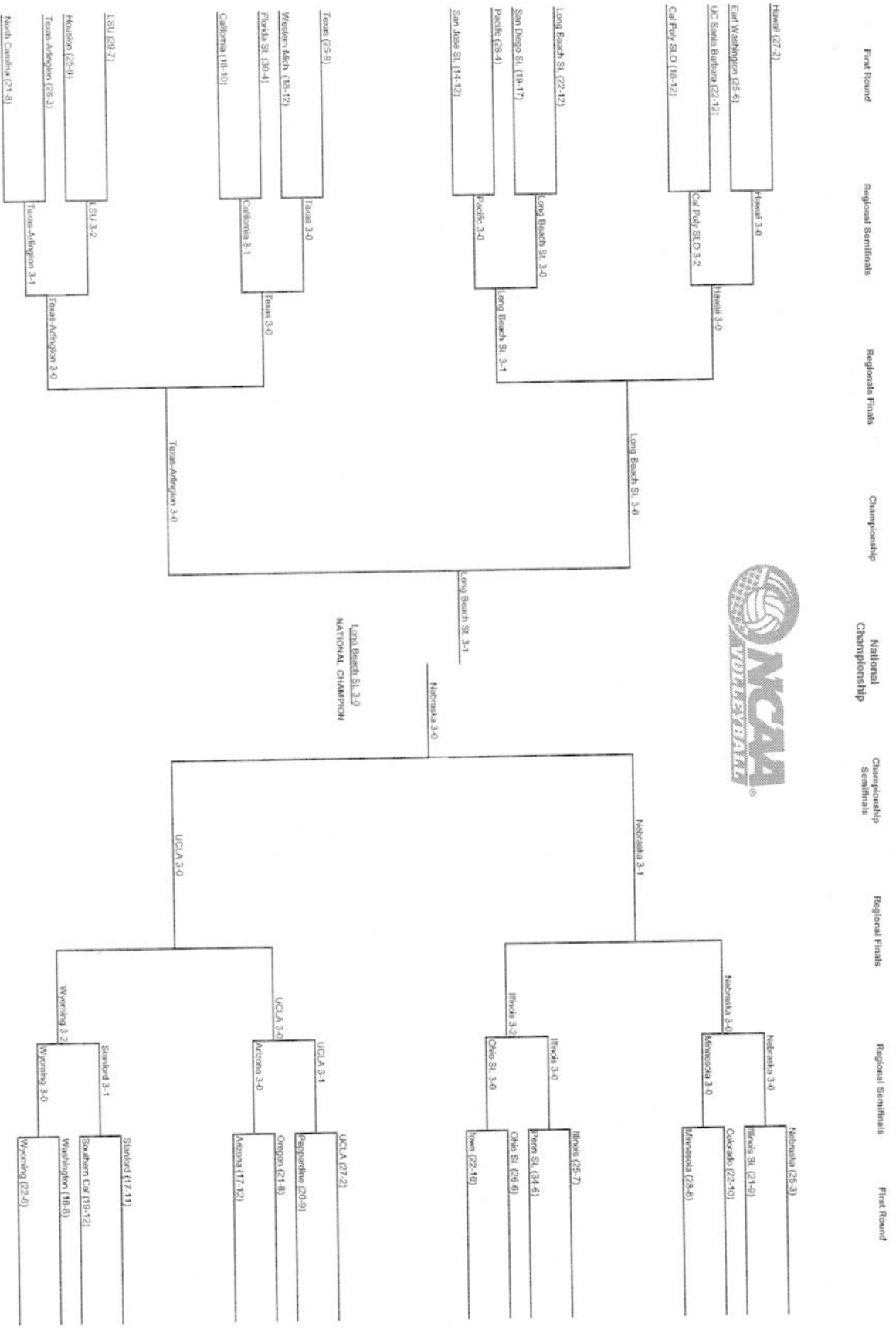
1988 Division I Women's VOLLEYBALL CHAMPIONSHIP

First Round Regional Semifinals Regional Finals Championship National Championship Championship Semifinals Regional Finals Regional Semifinals First Round






1989 Division I Women's VOLLEYBALL CHAMPIONSHIP





1992 Division I Women's VOLLEYBALL



First Round
December 3, 4 or 5

Regionals
December 10-13

Semifinals
December 17

Finals
December 19

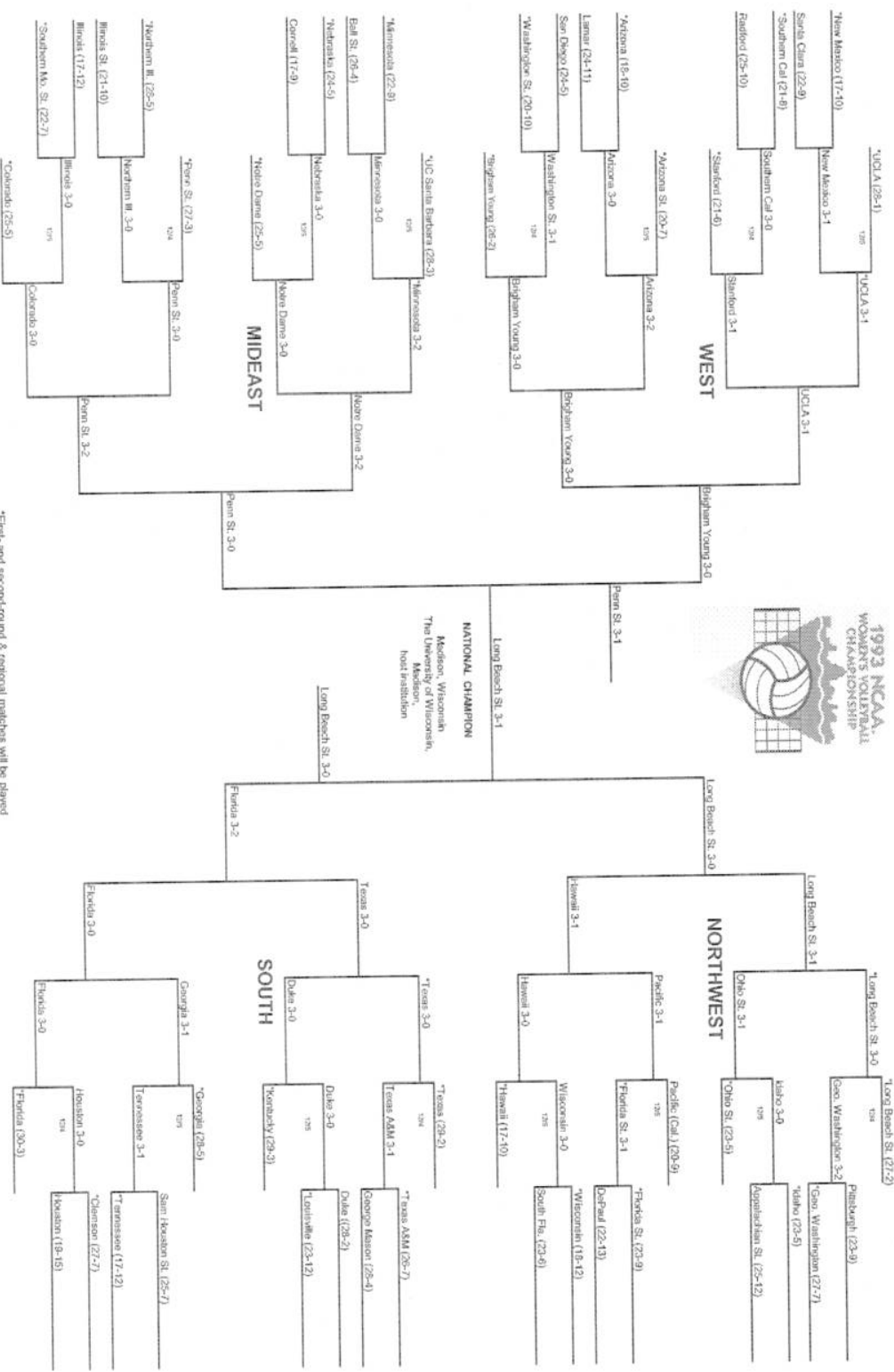


*First-round & regional matches will be played on the campus of one of the participating institutions.



1993 Division I Women's VOLLEYBALL CHAMPIONSHIP

First Round* December 1
Second Round* December 4 of 5
Regionals* December 9-12
Semifinals December 16
National Championship December 18
Semifinals December 18
Regionals* December 19-22
Second Round* December 24 or 25
First Round* December 27

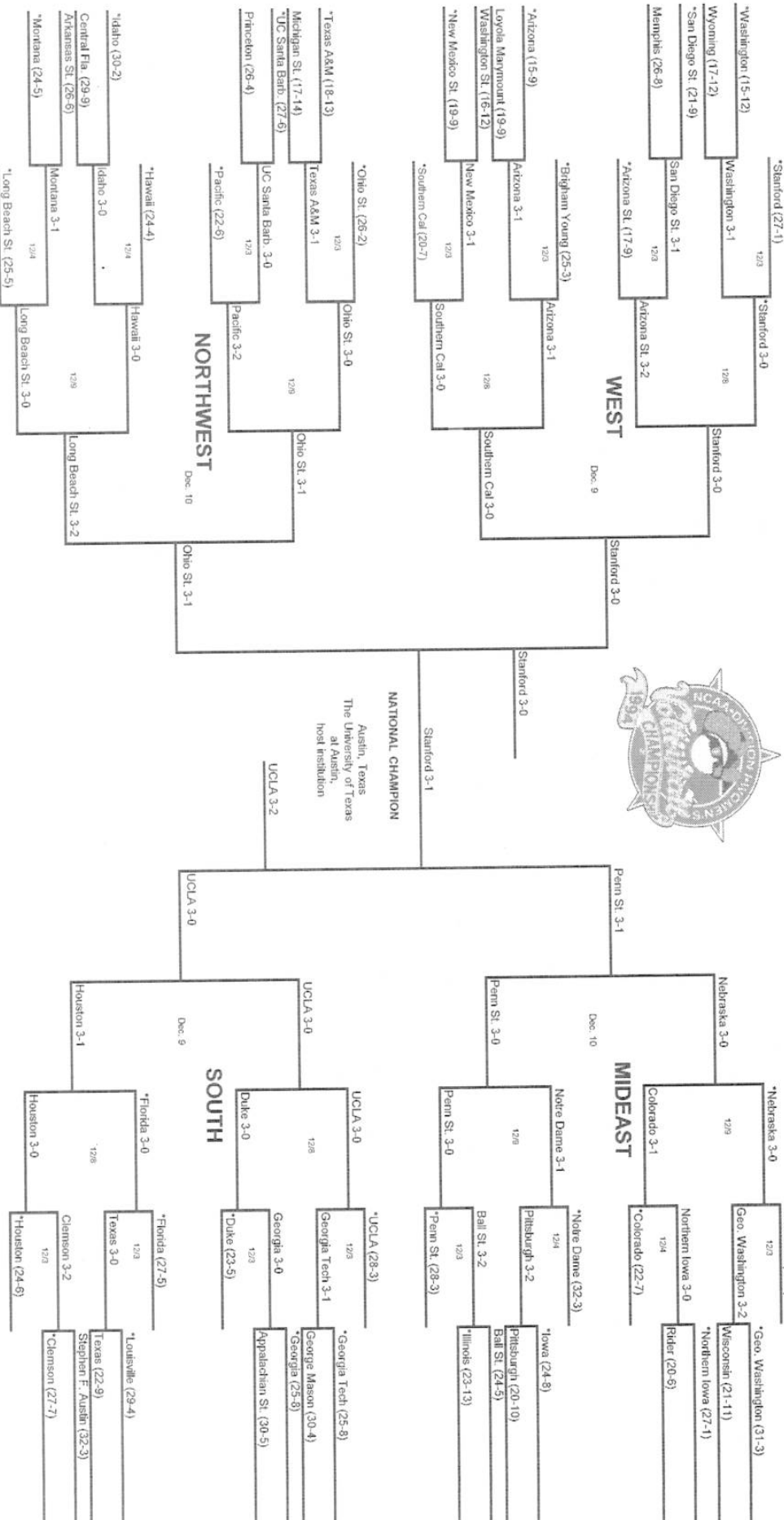


*First- and second-round & regional matches will be played on the campus of one of the participating institutions.



1994 Division I Women's VOLLEYBALL CHAMPIONSHIP

First Round* November 30
Second Round* December 3 or 4
Regionals* December 8-11
Semifinals December 15
National Championship December 17
Semifinals December 15
Regionals* December 8-11
Second Round* December 3 or 4
First Round* November 30

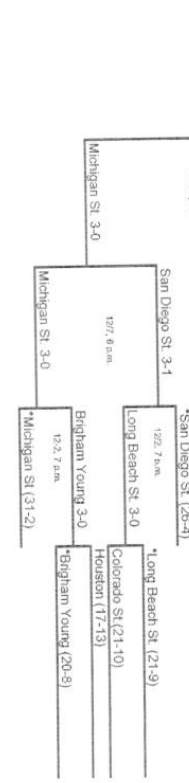
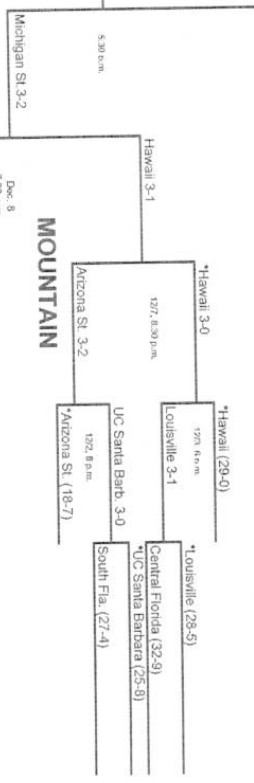
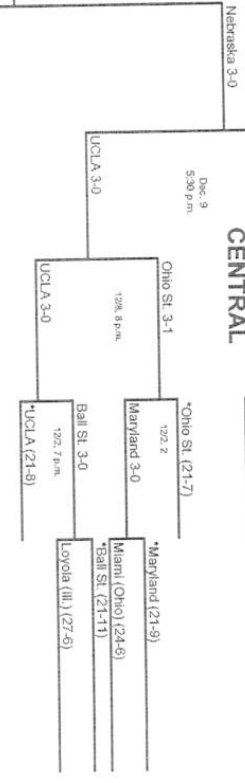
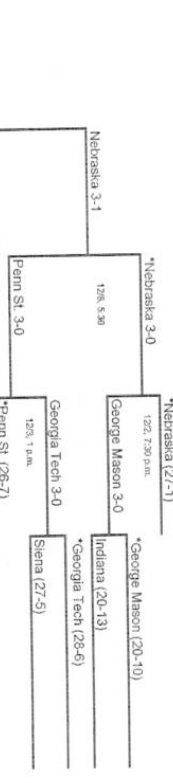
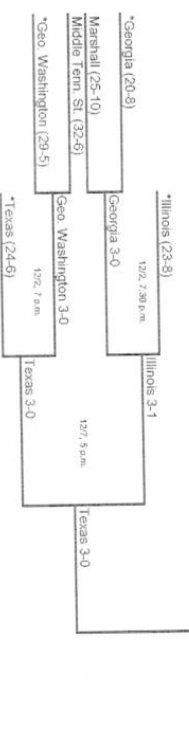
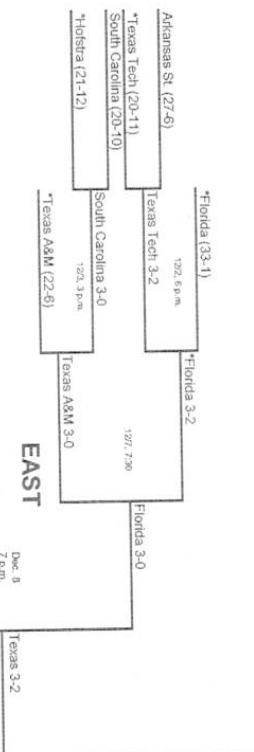
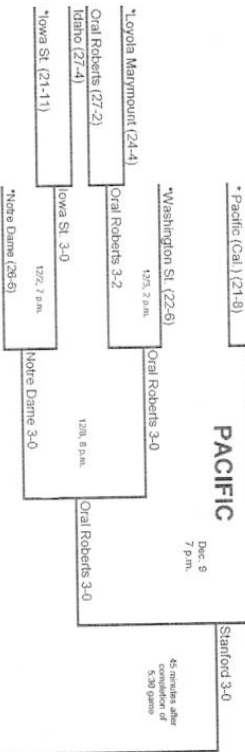
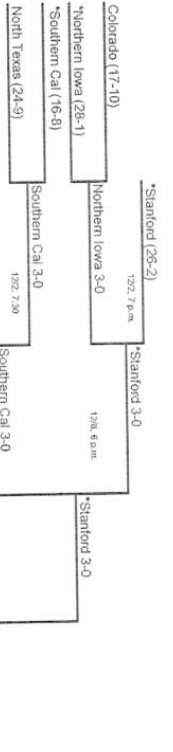


*First- and second-round & regional matches will be played on the campus of one of the participating institutions.



1995 Division I Women's VOLLEYBALL CHAMPIONSHIP

First Round November 29
 Second Round December 2 or 3
 Regionals December 7-10
 Semifinals December 14
 National Championship December 16
 Semifinals December 14
 Regionals December 7-10
 Second Round December 2 or 3
 First Round November 29



*First- and second-round & regional matches will be played on the campus of one of the participating institutions.

All times are local



1997 Division I Women's VOLLEYBALL CHAMPIONSHIP

First and Second Rounds

Regionals
December 11-12, 12-13 or 13-14

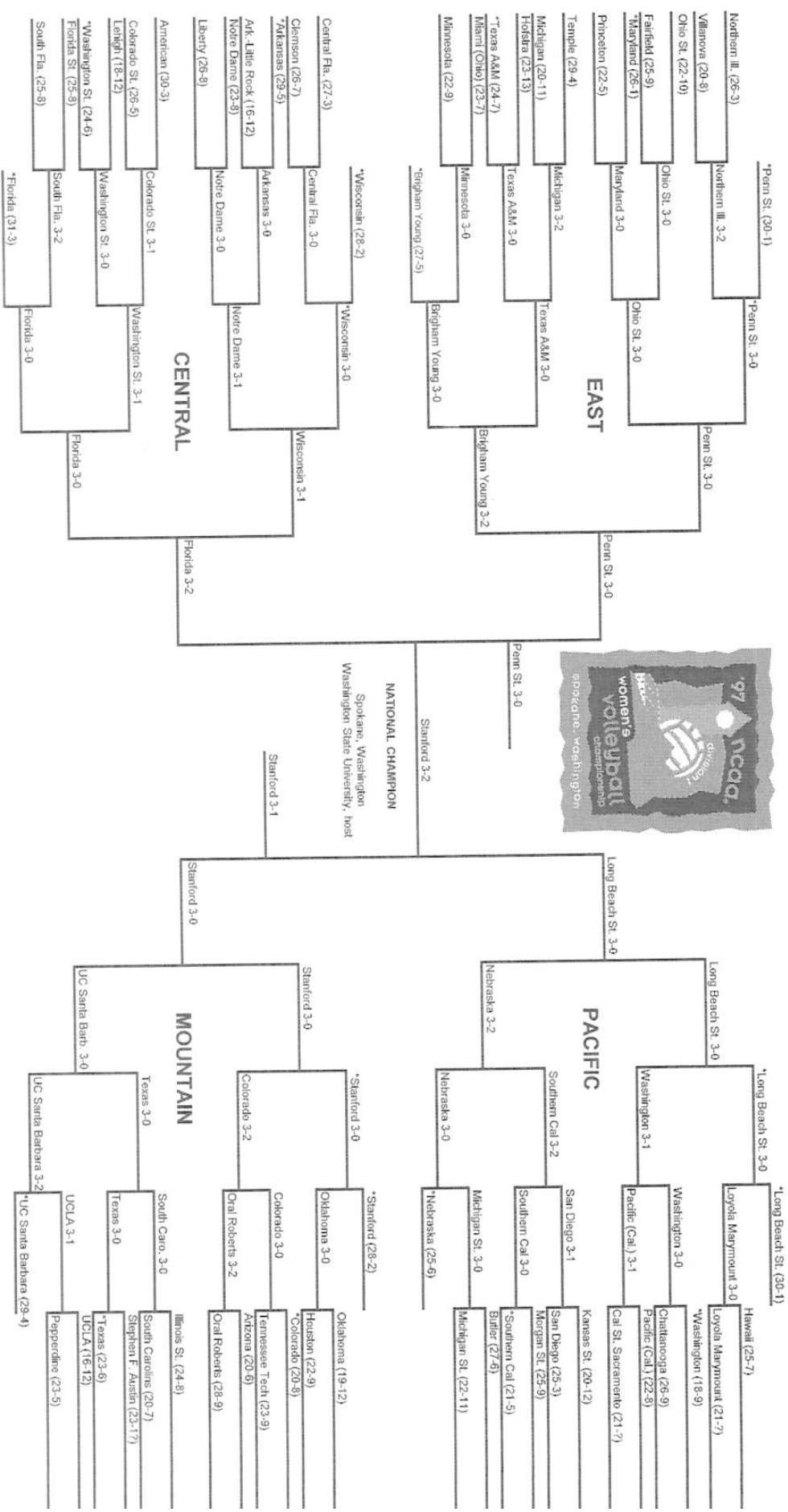
Semifinals
December 18

National Championship
December 20

Semifinals
December 18

Regionals
December 11-12, 12-13 or 13-14

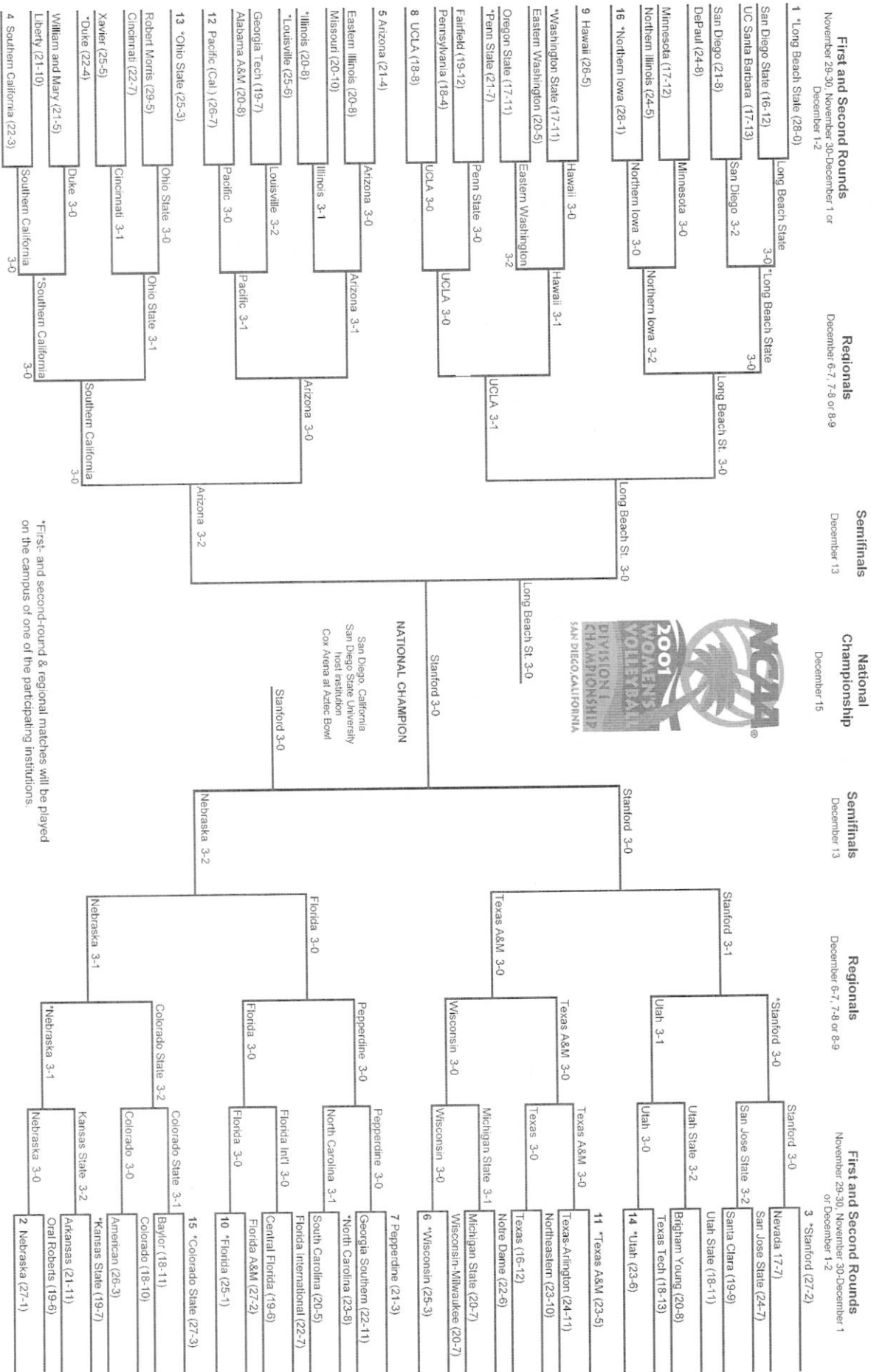
First and Second Rounds



*First and second-round & regional matches will be played on the campus of one of the participating institutions.



2001 Division I Women's VOLLEYBALL CHAMPIONSHIP



*First- and second-round & regional matches will be played on the campus of one of the participating institutions.





2004 Division I Women's



* First- and second-round matches will be played on the campus of one of the participating institutions. Refer to www.ncaa.org for broadcast and television updates including ESPN2 tape delay times for national semifinals.



2007 Division I Women's VOLLEYBALL CHAMPIONSHIP

First and Second Rounds
November 29-30 or
November 30-December 1

Regionals
December 7-8

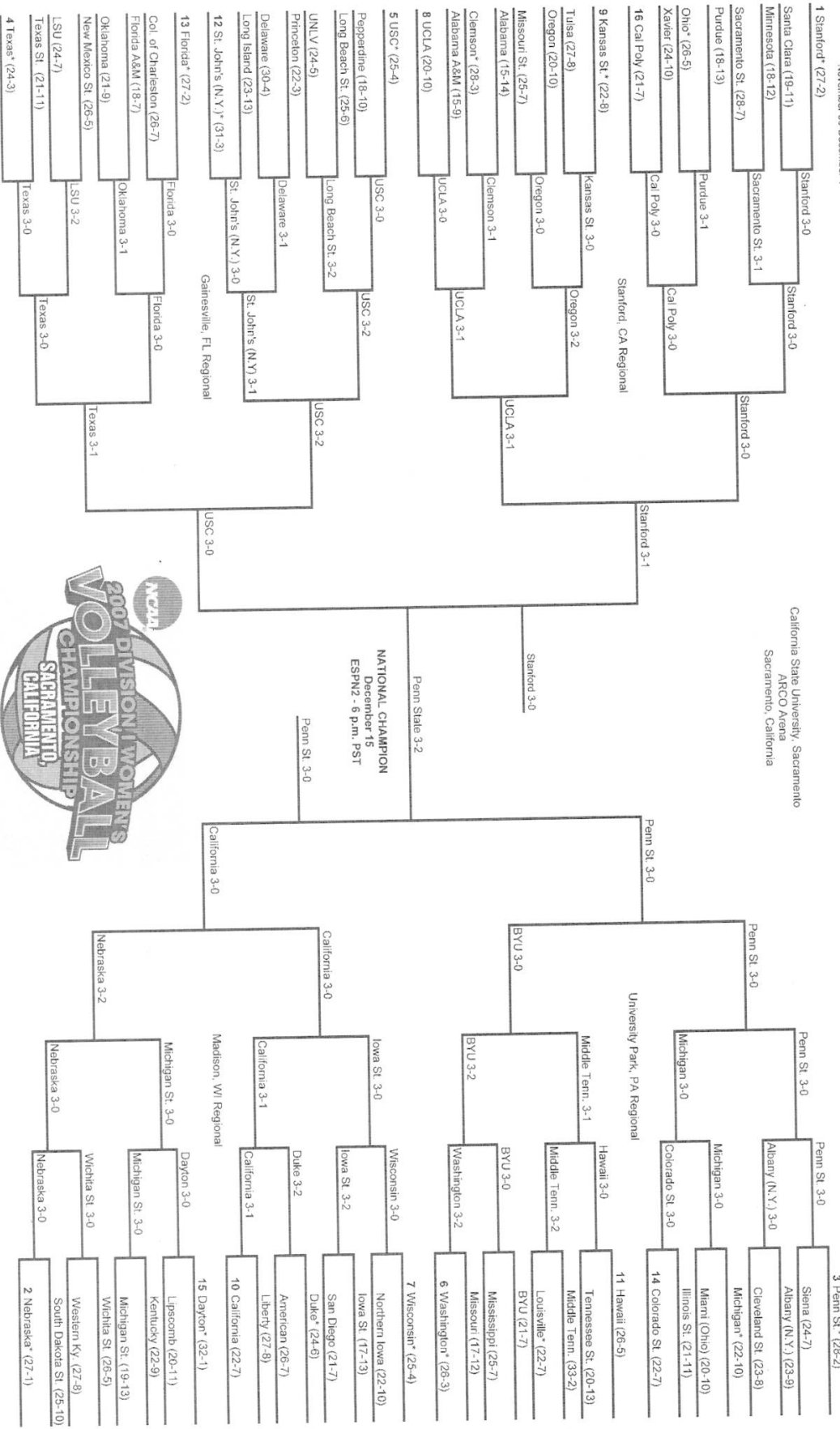
Semifinals
December 13

National Championship
December 15

Semifinals
December 13

Regionals
December 7-8

First and Second Rounds
November 30-December 1



*First- and second-round matches will be played on the campus of one of the participating institutions.
Florida is hosting Thursday-Friday, November 29-30.



2009 Division I Women's VOLLEYBALL CHAMPIONSHIP

First and Second Rounds
December 3-4, 4-5 or 5-6

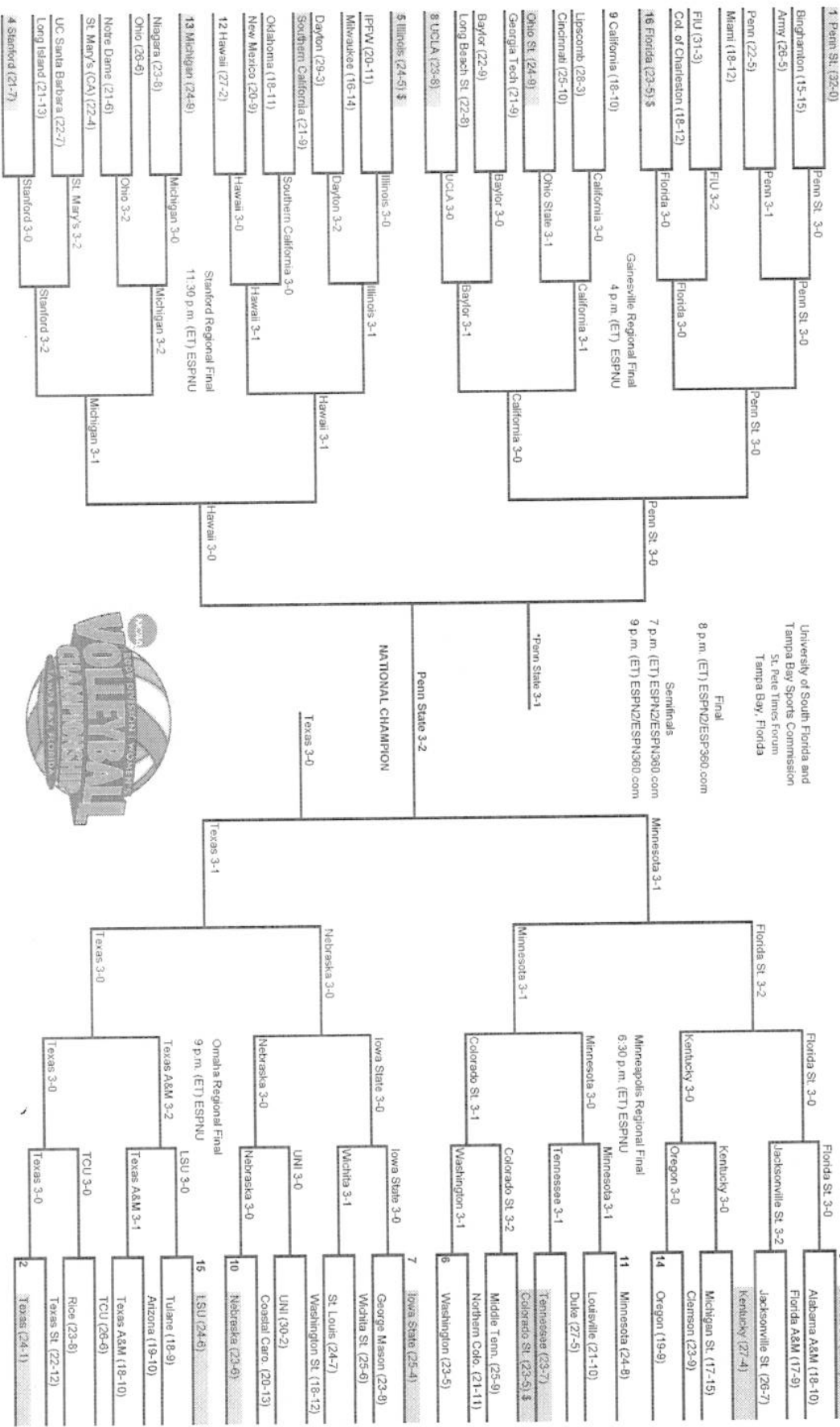
Regionals
December 11-12

Semifinals
December 17

National Championship
December 19

Semifinals
December 17

Regionals
December 11-12



* - First and Second Round Host
 \$ - First and Second Rounds Played Dec. 3-4
 & - First and Second Rounds Played Dec. 5-6
 † - First and second round matches will be played on the campus of one of the participating institutions.



2010 Division I Women's VOLLEYBALL CHAMPIONSHIP

First and Second Rounds
December 2-3, 3-4 or 4-5

Regionals
December 10-11

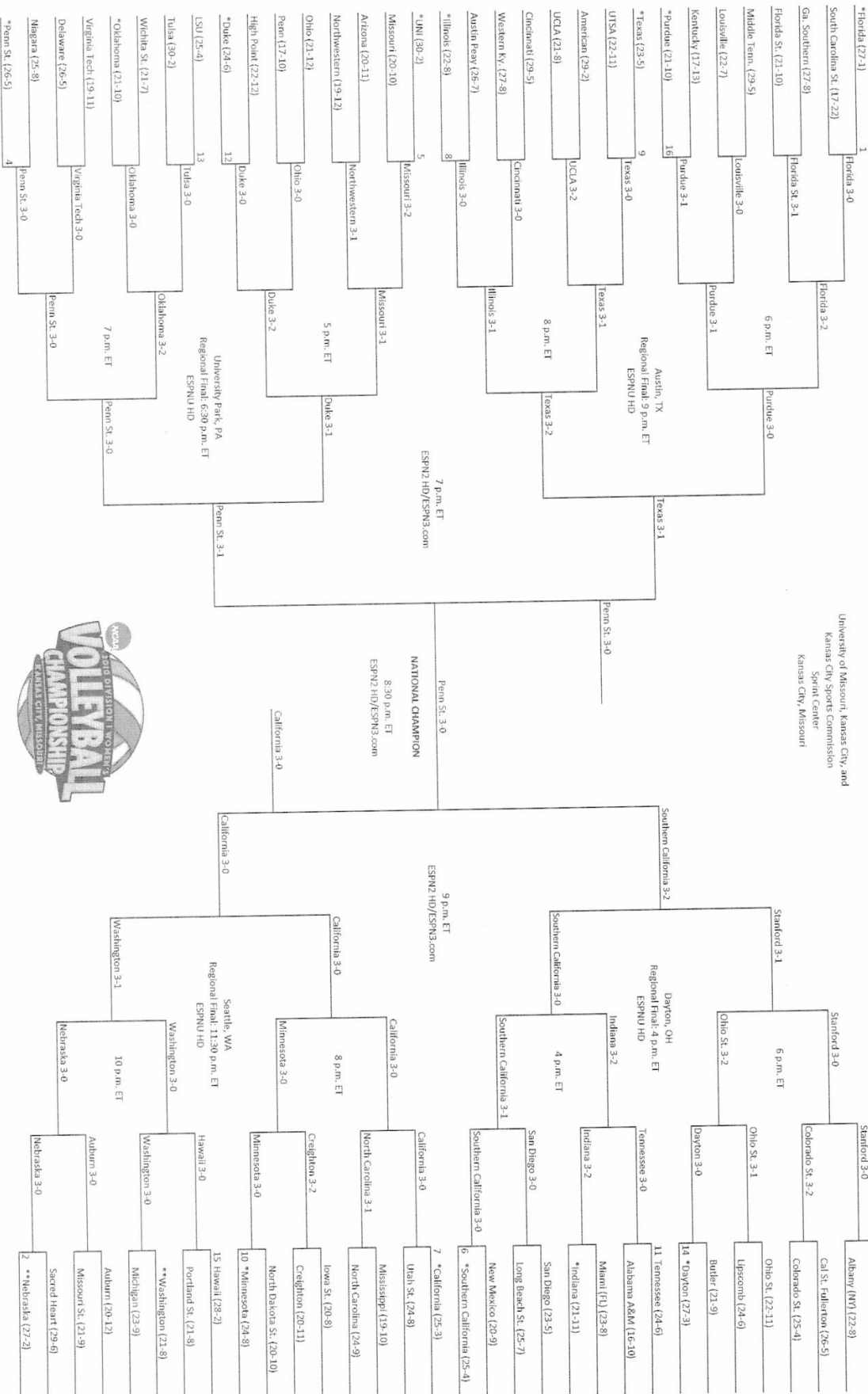
Semifinals
December 16

National Championship
December 18

Semifinals
December 16

Regionals
December 10-11

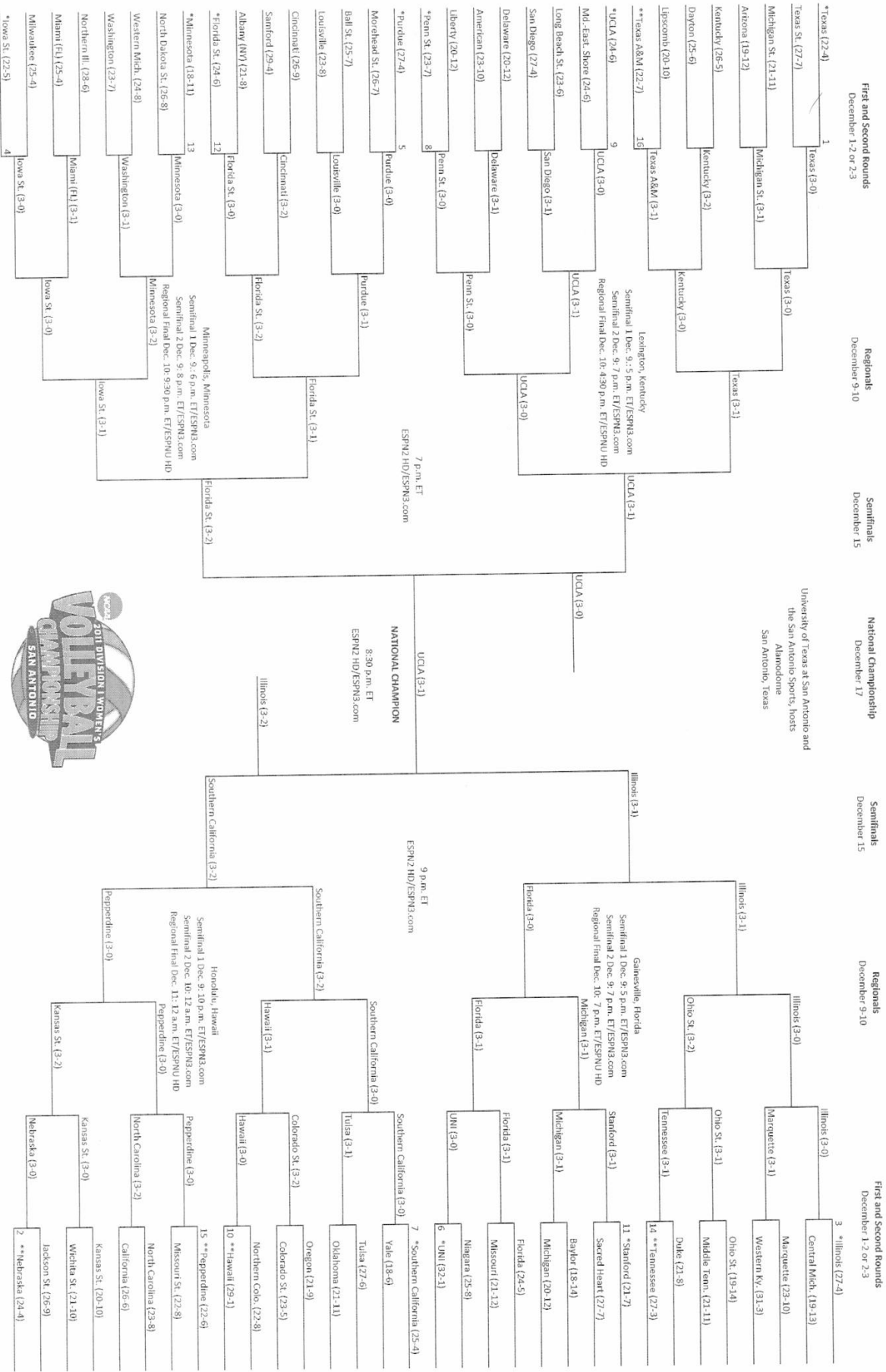
First and Second Rounds
December 2-3, 3-4 or 4-5



* Host institution - Friday/Saturday, December 3-4.
 ** Host institution - Thursday/Friday, December 2-3.
 NCAA/12/19/10/blw



2011 Division I Women's VOLLEYBALL CHAMPIONSHIP



University of Texas at San Antonio and the San Antonio Sports hosts Alamodome San Antonio, Texas

NATIONAL CHAMPION
8:30 p.m. ET
ESPN2 HD/ESPN3.com

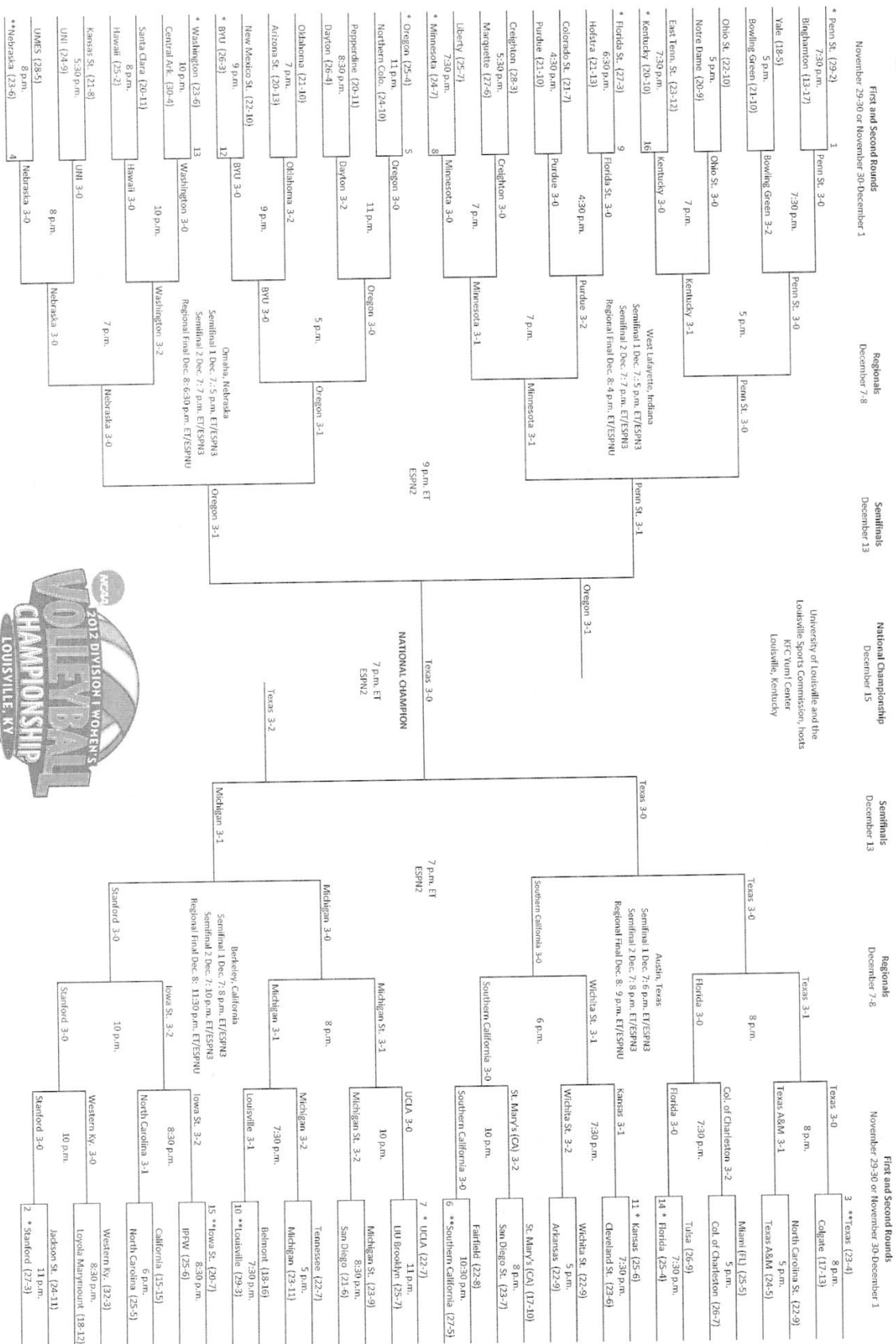
9 p.m. ET
ESPN2 HD/ESPN3.com

Honolulu, Hawaii
Semifinal 1 Dec. 9: 10 p.m. ET/ESPN3.com
Semifinal 2 Dec. 10: 12 a.m. ET/ESPN3.com
Regional Final Dec. 11: 12 a.m. ET/ESPN HD
Repechage (3-0)

Gainesville, Florida
Semifinal 1 Dec. 9: 5 p.m. ET/ESPN3.com
Semifinal 2 Dec. 9: 7 p.m. ET/ESPN3.com
Regional Final Dec. 10: 7 p.m. ET/ESPN HD
Michigan (3-1)



2012 Division I Women's VOLLEYBALL CHAMPIONSHIP



* Host Institution - Friday/Saturday, November 30/December 1.
 ** Host Institution - Thursday/Friday, November 29-30.
 All times are ET.

NCAA/11/29/12/8W



