

NCAA Women's Volleyball Championship Finals Records 1981-2011

The History of the Women's Volleyball Championship Finals,
Including Single-Match, Year, Career Records,
Championship Match and Championship Finals Records,
Coaching Records, Championship Finals Brackets.



THE NATIONAL COLLEGIATE ATHLETIC ASSOCIATION

P.O. Box 6222

Indianapolis, Indiana 46206-6222

317/917-6222

December 2012

Researched and Compiled by Kevin Buerge, Statistics Assistant
Editorial Assistance by Laurie Cannon, Assistant Director of Championship Media Relations




Table of Contents

General Records	3
Championship Finals Records.....	12
Championship Match Records	39
Coaching Records.....	51
Attendance Records	55
Finals Matchups.....	59
The Tournament.....	65
All-Time Team Champions.....	79
Championship Finals Brackets.....	111





General Records

National Champions.....	4
Finals Runners-Up.....	4
Championship Match Records	4
Volleyball Finals Team Win, Percentage Leaders.....	4
Year-By-Year Combined Won-Lost Record of Finals Field	6
Team Appearance Leaders	6
Team Win Leaders.....	7
All-Time Finals Won-Lost Records and and Finishes (All Teams)	7
National Champion's Team Statistics	8
Year-By-Year Finals Total Statistics	8
All-Tournament Teams.....	9
Television Ratings	10
Finals Officials.....	11



NCAA VOLLEYBALL NATIONAL CHAMPIONS (10 Teams)

TEAM	TITLES (Years Won)
Stanford.....	6 (1992, 94, 96, 97, 2001, 04)
Penn St.....	5 (1999, 2007, 08, 09, 10)
UCLA.....	4 (1984, 90, 91, 2011)
Hawaii.....	3 (1982, 83, 87)
Long Beach St.....	3 (1989, 93, 98)
Nebraska.....	3 (1995, 2000, 06)
Southern California.....	3 (1981, 2002, 03)
Pacific.....	2 (1985, 86)
Texas.....	1 (1988)
Washington.....	1 (2005)

NCAA VOLLEYBALL FINALS RUNNER-UP (14 Teams)

Team	Times Runner-Up
Stanford	8
UCLA	4
Nebraska	3
Penn St.	3
Hawaii	2
Long Beach St.	2
Texas	2
California	1
Florida	1
Illinois	1
Minnesota	1
Pacific	1
Southern California	1
Wisconsin	1

NCAA VOLLEYBALL FINALS CHAMPIONSHIP MATCH RECORD (15 Teams)

Team	Record
Stanford	6-8
Penn St.	5-3
Southern California	3-1
Hawaii	3-2
Long Beach St.	3-2
Nebraska	3-3
UCLA	4-4
Pacific	2-1
Washington	1-0
Texas	1-2
California	0-1
Florida	0-1
Illinois	0-1
Minnesota	0-1
Wisconsin	0-1

NCAA VOLLEYBALL FINALS TEAM WIN/PERCENTAGE LEADERS

MOST WINS ENTERING FINALS

Team	Year	Wins	W-L (Finish)
UCLA	1983	43	1-1 (2nd)
San Diego St.	1982	38	1-1 (3rd)
Florida	1996	37	0-1 (3rd)
Pacific	1986	37	2-0 (1st)
Pacific	1983	37	0-2 (4th)
San Diego St.	1981	37	1-1 (3rd)
Penn St.	2009	36	2-0 (1st)
Penn St.	2008	36	2-0 (1st)
Hawaii	2003	36	0-1 (3rd)
Florida	2003	35	1-1 (2nd)
Florida	1998	35	0-1 (3rd)
Long Beach St.	1991	35	1-1 (2nd)
LSU	1991	35	0-1 (3rd)
Hawaii	1987	35	2-0 (1st)

FEWEST WINS ENTERING FINALS

Team	Year	Wins	W-L (Finish)
Stanford	1984	19	1-1 (2nd)
Stanford	1983	21	1-1 (3rd)
Southern California	2004	23	0-1 (3rd)
Stanford	1986	24	0-1 (3rd)
Tennessee	2005	25	0-1 (3rd)
Arizona	2001	25	0-1 (3rd)
Texas	1987	25	0-1 (3rd)
Southern California	1985	25	1-1 (3rd)
Southern California	1982	25	1-1 (2nd)
Southern California	1981	25	2-0 (1st)

HIGHEST WINNING PERCENTAGE ENTERING FINALS

Team	Year	W-L	Pct.	W-L (Finish)
Penn St.	2009	36-0	1.000	2-0 (1st)
Penn St.	2008	36-0	1.000	2-0 (1st)
Long Beach St.	1998	34-0	1.000	2-0 (1st)
Penn St.	1998	34-0	1.000	1-1 (2nd)
UCLA	1988	34-0	1.000	0-1 (3rd)
Southern California	2003	33-0	1.000	2-0 (1st)
Long Beach St.	2001	33-0	1.000	1-1 (2nd)
Nebraska	2000	32-0	1.000	2-0 (1st)
UCLA	1992	32-0	1.000	1-1 (2nd)
Florida	1996	37-1	.974	0-1 (3rd)
Hawaii	2003	36-1	.973	0-1 (3rd)
Florida	2003	35-1	.972	1-1 (2nd)
Long Beach St.	1991	35-1	.972	1-1 (2nd)
LSU	1991	35-1	.972	0-1 (3rd)
Hawaii	2002	34-1	.971	0-1 (3rd)
Penn St.	1999	34-1	.971	2-0 (1st)
Florida	1992	34-1	.971	0-1 (3rd)
Penn St.	1997	33-1	.971	1-1 (2nd)
Long Beach St.	1997	33-1	.971	0-1 (3rd)
UCLA	1990	33-1	.971	2-0 (1st)

LOWEST WINNING PERCENTAGE ENTERING FINALS

Team	Year	W-L	Pct.	W-L (Finish)
Pacific	1981	27-11	.711	0-2 (4th)
Southern California	1981	25-10	.714	2-0 (1st)
Minnesota	2003	26-10	.722	0-1 (3rd)
Stanford	1983	21-8	.724	1-1 (3rd)
Stanford	1986	24-9	.727	0-1 (3rd)
Texas	1987	25-9	.735	0-1 (3rd)
San Jose St.	1984	26-9	.743	0-2 (4th)
Stanford	1982	30-10	.750	0-2 (4th)
Tennessee	2005	25-8	.758	0-1 (3rd)
Southern California	1985	25-8	.758	1-1 (3rd)
UCLA	1981	33-10	.767	1-1 (2nd)

COMBINED WON-LOST RECORD OF VOLLEYBALL FINALS FIELD

(Entering Volleyball Finals)

Year	Wins	Losses	Pct.	Year	Wins	Losses	Pct.
1981	122	*37	#.767	1996	130	8	.942
1982	124	23	.844	1997	131	7	.949
1983	133	17	.887	1998	*135	#3	*.978
1984	#107	26	.805	1999	127	8	.941
1985	115	19	.858	2000	124	6	.954
1986	118	22	.843	2001	120	7	.945
1987	119	23	.838	2002	129	8	.942
1988	128	10	.928	2003	130	12	.915
1989	119	13	.902	2004	111	17	.867
1990	128	14	.901	2005	114	14	.891
1991	129	10	.928	2006	120	11	.916
1992	126	6	.955	2007	118	15	.887
1993	122	11	.917	2008	126	8	.940
1994	121	9	.931	2009	124	11	.919
1995	120	11	.916	2010	115	17	.871
				2011	116	20	.853

* high # low

TEAM APPEARANCE LEADERS**LEADERS BY FINALS APPEARANCES
(Through 2011)**

TEAM	APP.
Stanford	18
UCLA	12
Nebraska	11
Southern California	10
Hawaii	9
Penn St.	9
Long Beach St.	8
Florida	7
Pacific	7
Texas	7
Illinois	3
Minnesota	3
Washington	3
California	2
LSU	2
Ohio St.	2
San Diego St.	2
Arizona	1
BYU	1
Florida St.	1
Michigan St.	1
San Jose St.	1
Santa Clara	1
Tennessee	1
Texas-Arlington	1
Wisconsin	1

**ALL-TIME CONSECUTIVE FINALS APPEARANCES
(Through 2011)**

APP.	TEAM	YEARS
6	Stanford	1982-87
5	UCLA	1988-92
4	Pacific	1983-86
4	Stanford	1994-97
4	Penn St.	2007-10
3	UCLA	1983-85
3	Long Beach St.	1991-93
3	Florida	1996-98
3	Long Beach St.	1997-99
3	Penn St.	1997-99
3	Southern California	2002-04
3	Washington	2004-06
3	Stanford	2006-08
3	Texas	2008-10

MOST FINALS TEAMS FROM ONE CONFERENCE

- 3, Pacific-10, 1985 (Southern California, Stanford, UCLA)
- 3, Pacific-10, 2004 (Southern California, Stanford, Washington)
- 3, Pacific-10, 2006 (Stanford, UCLA, Washington)
- 3, Pacific-10, 2007 (California, Southern California, Stanford)
- 2, 15 times, most recent: Pac-12, 2011 (Southern California, UCLA)

MOST FINALS TEAMS FROM ONE STATE

- 4, California, 1981 (Pacific, San Diego St., Southern California, UCLA)
- 4, California, 1984 (Pacific, San Jose St., Stanford, UCLA)
- 4, California, 1985 (Pacific, Southern California, Stanford, UCLA)
- 3, California, 1982 (San Diego St., Southern California, Stanford)
- 3, California, 1983 (Pacific, Stanford, UCLA)
- 3, California, 1992 (Long Beach St., Stanford, UCLA)
- 3, California, 1999 (Long Beach St., Pacific, Stanford)
- 3, California, 2007 (California, Southern California, Stanford)

TEAM WIN LEADERS

**LEADERS BY FINAL'S
WINNING PERCENTAGE**

Team	W-L	Pct.
Penn St.	13-4	.765
Stanford	21-13	.618
Long Beach St.	8-5	.615
UCLA	12-9	.571
Hawaii	8-6	.571
Southern California	8-7	.533
Nebraska	9-8	.529

**LEADERS BY FINAL'S
MATCHES WON**

TEAM	Wins
Stanford	21
Penn St.	13
UCLA	12
Nebraska	9
Hawaii	8
Long Beach St.	8
Southern California	8

**LEADERS BY FINAL'S
MATCHES PLAYED**

TEAM	Matches
Stanford	34
UCLA	21
Nebraska	17
Penn St.	17
Southern California	15
Hawaii	14
Long Beach St.	13
Pacific	13

**LEADERS BY FINAL'S
SETS WON**

TEAM	Wins
Stanford	78
Penn St.	46
UCLA	44
Nebraska	32
Southern California	32
Long Beach St.	28
Hawaii	27
Pacific	25

**VOLLEYBALL FINAL'S ALL-TIME WON-LOST RECORDS AND FINISHES (26 Teams)
(Through 2011)**

(Note: Beginning in 1986, no third-place match was played. Third place is awarded to both teams that lose in the semifinals.)

Team (Years Participated)	App.	Won	Lost	Pct.	1st	2nd	3rd	4th
Arizona (2001).....	1	0	1	.000	0	0	1	0
BYU (1993).....	1	0	1	.000	0	0	1	0
California (2007, 10).....	2	1	2	.333	0	1	1	0
Florida (1992, 93, 96, 97, 98, 2002, 03).....	7	1	7	.125	0	1	6	0
Florida St. (2011).....	1	0	1	.000	0	0	1	0
Hawaii (1982, 83, 87, 88, 96, 2000, 02, 03, 09).....	9	8	6	.571	3	2	4	0
Illinois (1987, 88, 2011).....	3	1	3	.250	0	1	2	0
Long Beach St. (1878, 91, 92, 93, 97, 98, 99, 2001).....	8	8	5	.615	3	2	3	0
LSU (1990, 91).....	2	0	2	.000	0	0	2	0
Michigan St. (1995).....	1	0	1	.000	0	0	1	0
Minnesota (2003, 04, 09).....	3	1	3	.250	0	1	2	0
Nebraska (1986, 89, 90, 95, 96, 98, 2000, 01, 05, 06, 08).....	11	9	8	.529	3	3	5	0
Ohio St. (1991, 94).....	2	0	2	.000	0	0	2	0
Pacific (1981, 83, 84, 85, 86, 90, 99).....	7	6	7	.462	2	1	2	2
Penn St. (1993, 94, 97, 98, 99, 2007, 08, 09, 10).....	9	13	4	.765	5	3	1	0
San Diego St. (1981, 82).....	2	2	2	.500	0	0	2	0
San Jose St. (1984).....	1	0	2	.000	0	0	0	1
Santa Clara (2005).....	1	0	1	.000	0	0	1	0
Southern California (1981, 82, 85, 2000, 02, 03, 04, 07, 10, 11).....	10	8	7	.533	3	1	6	0
Stanford (1982, 83, 84, 85, 86, 87, 92, 94, 95, 96, 97, 99, 2001, 02, 04, 06, 07, 08).....	18	21	13	.618	6	8	3	1
Tennessee (2005).....	1	0	1	.000	0	0	1	0
Texas (1986, 87, 89, 95, 2008, 09, 10).....	7	4	6	.400	1	2	4	0
Texas-Arlington (1989).....	1	0	1	.000	0	0	1	0
UCLA (1981, 83, 84, 85, 88, 89, 90, 91, 92, 94, 2006, 11).....	12	12	9	.571	4	4	3	1
Washington (2004, 05, 06).....	3	2	2	.500	1	0	2	0
Wisconsin (2000).....	1	1	1	.500	0	1	0	0

NATIONAL CHAMPION'S TEAM FINALS STATISTICS

Year	Team	MP	SP	K	E	TA	PCT	A	SA	SE	RE	DIG	BS	BA	TB	BE	BHE
1981	Southern California	2	10	163	66	431	.225	---	9	10	40	---	---	---	---	11	13
1982	Hawaii	2	10	189	87	509	.200	---	26	19	17	---	---	---	---	8	10
1983	Hawaii	2	6	107	38	270	.256	---	10	14	1	157	---	---	---	2	2
1984	UCLA	2	8	147	51	354	.271	126	14	16	9	140	6	28	20	3	7
1985	Pacific	2	8	149	33	391	.297	141	22	16	22	148	4	38	23	8	---
1986	Pacific	2	6	115	39	258	.295	101	5	9	6	135	14	10	19	7	---
1987	Hawaii	2	7	128	29	353	.280	104	4	12	4	168	6	36	24	9	---
1988	Texas	2	6	129	44	327	.260	114	9	11	3	146	6	24	18	6	---
1989	Long Beach St.	2	7	101	40	228	.268	91	11	6	10	95	5	30	20	3	3
1990	UCLA	2	6	105	29	238	.319	92	10	9	5	101	4	50	29	10	1
1991	UCLA	2	8	137	45	214	.430	127	13	19	6	95	5	44	27	4	2
1992	Stanford	2	8	158	64	391	.240	147	4	13	4	136	4	26	17	9	4
1993	Long Beach St.	2	7	125	60	279	.233	120	14	12	6	109	8	30	23	4	5
1994	Stanford	2	7	128	67	345	.177	121	8	21	8	157	8	43	29.5	3	4
1995	Nebraska	2	9	187	69	442	.267	172	7	28	8	168	5	40	25	2	8
1996	Stanford	2	7	114	37	273	.282	102	11	14	7	100	5	49	29.5	6	6
1997	Stanford	2	9	161	64	425	.228	149	13	19	3	188	14	30	29	6	1
1998	Long Beach St.	2	8	134	42	291	.316	113	7	8	12	139	6	35	23	6	3
1999	Penn St.	2	8	128	43	316	.269	118	9	15	6	130	11	40	31	3	2
2000	Nebraska	2	9	135	41	337	.279	125	8	20	11	132	8	54	35	4	6
2001	Stanford	2	6	117	42	251	.299	108	10	15	10	92	6	30	21	5	0
2002	Southern California	2	8	139	56	347	.239	125	10	19	14	124	6	32	22	5	3
2003	Southern California	2	7	123	44	307	.257	109	7	17	3	127	4	30	19	8	2
2004	Stanford	2	7	129	32	301	.322	124	3	8	7	136	14	16	22	5	2
2005	Washington	2	6	110	34	264	.288	103	10	3	6	111	4	36	22	3	4
2006	Nebraska	2	8	138	53	367	.232	128	9	17	8	155	4	38	23	4	5
2007	Penn St.	2	8	133	41	281	.327	121	8	13	17	111	2	42	23	4	6
2008	Penn St.	2	8	110	41	281	.246	107	8	12	3	131	4	31	19.5	6	1
2009	Penn St.	2	9	115	32	327	.254	107	7	16	8	146	1	56	29	5	1
2010	Penn St.	2	6	99	26	231	.316	92	12	11	4	102	1	33	17.5	3	1
2011	UCLA	2	7	117	39	298	.262	114	7	4	6	141	3	40	23.0	6	0

YEAR-BY-YEAR FINALS STATISTICS

Year	MP	SP	K	E	TA	PCT	A	SA	SE	RE	DIG	BS	BA	TB	BE	BHE
1981	4	17	526	236	1,425	.204	---	44	61	76	---	---	---	---	30	39
1982	4	18	682	280	1,845	.218	---	84	66	90	---	---	---	---	39	50
1983*	3	11	325	147	930	.191	---	23	37	23	443	---	---	---	8	19
1984	4	15	485	196	1,342	.215	445	41	58	41	543	31	94	78	28	19
1985	4	17	551	192	1,462	.246	507	52	66	56	528	22	169	106.5	28	---
1986	3	10	305	155	869	.173	281	22	42	22	405	22	50	47	31	---
1987	3	11	414	125	1,191	.243	354	23	55	24	518	16	92	62	23	---
1988	3	10	384	162	1,016	.219	335	33	34	33	431	24	62	55	18	---
1989	3	10	296	150	731	.200	255	30	41	30	262	11	66	44	5	12
1990	3	10	345	151	839	.231	307	28	41	28	301	13	114	70	19	5
1991	3	12	431	183	918	.270	394	28	61	28	345	23	94	70	21	17
1992	3	11	462	180	1,096	.257	429	15	49	15	380	17	92	63	27	11
1993	3	11	374	176	972	.204	358	36	46	36	361	16	113	72.5	9	11
1994	3	12	380	201	1,082	.165	357	23	62	23	485	19	109	73.5	9	15
1995	3	14	482	188	1,281	.230	436	23	56	23	499	23	108	77	11	17
1996	3	10	317	136	829	.218	285	28	46	28	298	15	87	58.5	14	19
1997	3	12	451	190	1,209	.216	419	21	48	21	493	25	84	67	12	6
1998	3	12	387	171	1,067	.202	329	28	35	28	412	16	120	76	15	6
1999	3	11	360	149	890	.237	336	27	48	27	338	24	83	65.5	9	10
2000	3	12	385	173	1,037	.204	349	25	50	25	407	19	109	73.5	18	11
2001	3	9	303	121	697	.261	277	31	42	31	226	17	79	56.5	11	2
2002	3	11	354	163	946	.202	316	32	46	32	366	18	92	64	21	7
2003	3	11	372	159	982	.217	334	18	48	18	388	11	92	57	18	8
2004	3	11	386	142	1,057	.231	363	16	46	16	451	22	88	66	13	5
2005	3	9	300	108	740	.259	285	25	26	25	278	8	99	57.5	12	14
2006	3	11	349	148	968	.208	331	28	53	28	403	11	104	63	18	13
2007	3	13	399	131	1,000	.268	365	31	49	31	409	10	94	57	15	18
2008	3	13	359	122	931	.255	335	21	37	21	384	13	81	53.5	14	3
2009	3	12	322	116	867	.238	301	20	47	20	372	5	86	48	15	10
2010	3	9	249	92	698	.225	235	21	23	21	300	7	73	43.5	12	2
2011	3	12	360	122	988	.241	350	16	24	16	443	11	107	64.5	13	3

*missing statistics from third-place match

ALL-TOURNAMENT TEAMS

**Most Outstanding Player.*

1981

Jeanne Beauprey, UCLA
Jayne Gibson, Pacific
Patty Orozco, UCLA
Linda Robertson, UCLA
Dana Smith, Southern California
Cathy Stukel, Southern California

1982

Tracy Clark, Southern California
Deitre Collins, Hawaii
Mary Holland, San Diego St.
Kim Oden, Stanford
Kim Ruddins, Southern California
Lisa Strand, Hawaii

1983

Deitre Collins, Hawaii
Joyce Kaapuni, Hawaii
Patty Orozco, UCLA
Kori Pulaski, Hawaii
Kari Rush, Stanford
Jan Sanders, Pacific

1984

Michelle Boyette, UCLA
Bobbi Broer, Stanford
Susan Compton, Stanford
Merja Connolly, UCLA
Liz Masakayan, UCLA
Kim Oden, Stanford

1985

Liz Masakayan, UCLA
Teri McGrath, Pacific
Elaina Oden, Pacific
Kim Oden, Stanford
Kim Ruddins, Southern California
Wendi Rush, Stanford

1986

Karen Dahlgren, Nebraska
Tisha Delaney, Nebraska
Brooke Herrington, Pacific
Liz Hert, Pacific
Teri McGrath, Pacific
Elaina Oden, Pacific

1987

Suzanne Eagye, Hawaii
Diana Jessie, Hawaii
Nancy Reno, Stanford
Wendi Rush, Stanford
Teresa Smith, Stanford
Tee Williams, Hawaii

1988

Martina Cincerova, Hawaii
Dawn Davenport, Texas
Mary Eggers, Illinois
Stacie Nichols, Texas
Sue Schelfhout, Texas
Tee Williams, Hawaii

1989

Tara Cross, Long Beach St.
Val Novak, Nebraska
Chris Rudiger, Texas-Arlington
Sheri Sanders, Long Beach St.
Eileen Shannon, Nebraska
Antoinette White, Long Beach St.

1990

Natalie Williams, UCLA
Marissa Hatchett, UCLA
Jenny Evans, UCLA
Holly McPeak, UCLA
Monique Adams, LSU
Krissy Fifer, Pacific

1991

*Antoinette White, Long Beach St.
*Natalie Williams, UCLA
Sabrina Hernandez, Long Beach St.
Danielle Scott, Long Beach St.
Elaine Youngs, UCLA
Christine Romero, Long Beach St.
Angie Miller, LSU

1992

Carrie Feldman, Stanford
Aycan Gokberk, Florida
Bev Oden, Stanford
Cary Wendell, Stanford
Natalie Williams, UCLA
Elaine Youngs, UCLA

1993

Nichelle Burton, Long Beach St.
Salima Davidson, Penn St.
Charlene Johnson, BYU
Jen Reimers, Penn St.
Danielle Scott, Long Beach St.
Zeynep Ton, Penn St.

1994

Jenny Johnson, UCLA
Marnie Triefenbach, Stanford
Annett Buckner, UCLA
Kristin Folkl, Stanford
Salima Davidson, Penn St.
Cary Wendell, Stanford

1995

Allison Weston, Nebraska
Kate Crnich, Nebraska
Kristin Folkl, Stanford
Christy Johnson, Nebraska
Demetria Sance, Texas
Billie Winsett, Nebraska

1996

*Kerri Walsh, Stanford
Kristin Folkl, Stanford
Lisa Sharpley, Stanford
Angelica Ljungquist, Hawaii
Robyn Ah Mow, Hawaii
Lisa Reitsma, Nebraska

1997

*Terri Zemaitis, Penn St.
Kristin Folkl, Stanford
Paula McNamee, Stanford
Carrie Schonveld, Penn St.
Lisa Sharpley, Stanford
Lauren Cacciamani, Penn St.

1998

*Misty May, Long Beach St.
*Lauren Cacciamani, Penn St.
Benishe Dillard, Long Beach St.
Veronica Walls, Long Beach St.
Jessica Alvarado, Long Beach St.
Bonnie Bremner, Penn St.

1999

*Lauren Cacciamani, Penn St.
Bonnie Bremner, Penn St.
Carrie Schonveld, Penn St.
Kerri Walsh, Stanford
Logan Tom, Stanford
Elsa Stegemenn, Pacific

2000

*Greichaly Cepero, Nebraska
Amber Holmquist, Nebraska
Laura Pilakowski, Nebraska
Lizzy Fitzgerald, Wisconsin
Sherisa Livingston, Wisconsin
Lily Kahumoku, Hawaii

2001

*Logan Tom, Stanford
Ogonna Nnamani, Stanford
Robyn Lewis, Stanford
Ashley Ivy, Stanford
Tayyiba Haneef, Long Beach St.
Brittany Hochevar, Long Beach St.

2002

*Keao Burdine, Southern California
Katie Olsovsky, Southern California
April Ross, Southern California
Logan Tom, Stanford
Ogonna Nnamani, Stanford
Kim Willoughby, Hawaii

2003

*Keao Burdine, Southern California
Bibiana Candelas, Southern California
April Ross, Southern California
Jane Collymore, Florida
Aury Cruz, Florida
Cassie Busse, Minnesota

2004

*Ogonna Nnamani, Stanford
Jennifer Hucke, Stanford
Kristin Richards, Stanford
Bryn Kehoe, Stanford
Erin Martin, Minnesota
Paula Gentil, Minnesota

2005

*Christal Morrison, Washington
Sanja Tomasevic, Washington
Courtney Thompson, Washington
Chris Houghtelling, Nebraska
Sarah Pavan, Nebraska
Jennifer Saleaumua, Nebraska
Kristen Andre, Tennessee

2006

*Sarah Pavan, Nebraska
Jordan Larson, Nebraska
Rachel Holloway, Nebraska
Tracy Stalls, Nebraska
Foluke Akinradewo, Stanford
Cynthia Barboza, Stanford
Kristin Richards, Stanford

2007

*Megan Hodge, Penn St.
Nicole Fawcett, Penn St.
Christa Harmotto, Penn St.
Alisha Glass, Penn St.
Foluke Akinradewo, Stanford
Alix Klineman, Stanford
Asia Kaczor, Southern California

2008

*Megan Hodge, Penn St.
Nicole Fawcett, Penn St.
Alisha Glass, Penn St.
Cynthia Barboza, Stanford
Alix Klineman, Stanford
Jordan Larson, Nebraska
Destinee Hooker, Texas

2009

*Destinee Hooker, Texas
Alisha Glass, Penn St.
Megan Hodge, Penn St.
Arielle Wilson, Penn St.
Ashley Engle, Texas
Juliann Faucette, Texas
Hailey Cowles, Minnesota

2010

*Deja McClendon, Penn St.
Blair Brown, Penn St.
Kristin Carpenter, Penn St.
Arielle Wilson, Penn St.
Carli Lloyd, California
Tarah Murrey, California
Juliann Faucette, Texas

2011

*Rachael Kidder, UCLA
Zoë Nightingale, UCLA
Lauren Van Orden, UCLA
Michelle Bartsch, Illinois
Annie Luhrsén, Illinois
Colleen Ward, Illinois
Alex Jupiter, Southern California

TELEVISION RATINGS (SINCE 1995)

Date	Teams	Network	Television	Rating	Cable Rating	Share	Households	Est. Viewers
Dec. 14, 1995	Nebraska vs. Michigan St.	ESPN2	Live	0.1	0.24	0	64,000	165,120
Dec. 14, 1995	Stanford vs. Texas	ESPN2	Live	0.1	0.12	0	33,000	85,140
Dec. 16, 1995	Texas vs. Nebraska	ESPN2	Live	0.1	0.23	1	61,000	157,380
Dec. 19, 1996	Hawaii vs. Florida	ESPN2	Live	0.1	0.19	0	77,000	200,200
Dec. 19, 1996	Stanford vs. Nebraska	ESPN2	Live	0.2	0.29	0	118,000	306,800
Dec. 21, 1996	Hawaii vs. Stanford	ESPN2	Live	0.3	0.37	1	151,000	392,600
Dec. 22, 1996	Hawaii vs. Stanford	ESPN	Re-Air	0.3	0.40	1	261,000	678,600
Dec. 18, 1997	Florida vs. Penn St.	ESPN2	Same-day delay	0.1	0.16	1	84,000	217,500
Dec. 19, 1997	Long Beach St. vs. Stanford	ESPN2	1-day delay	0.1	0.22	1	115,000	297,850
Dec. 20, 1997	Stanford vs. Penn St.	ESPN2	Live	0.2	0.44	1	232,000	600,880
Dec. 17, 1998	Nebraska vs. Penn St.	ESPN2	Live	0.1	0.24	0	149,000	385,910
Dec. 18, 1998	Florida vs. Long Beach St.	ESPN2	1-day delay	0.1	0.21	1	128,000	331,520
Dec. 19, 1998	Penn St. vs. Long Beach St.	ESPN2	2-hour delay	0.2	0.39	1	243,000	629,370
Dec. 17, 1999	Penn St. vs. Pacific	ESPN2	15-hour delay	0.1	0.13	0	90,000	232,200
Dec. 18, 1999	Stanford vs. Long Beach St.	ESPN2	24-hour delay	0.1	0.18	1	123,000	317,340
Dec. 19, 1999	Stanford vs. Penn St.	ESPN2	16-hour delay	0.2	0.23	0	157,000	405,060
Dec. 15, 2000	Hawaii vs. Nebraska	ESPN2	7.5-hour delay	0.1	0.16	1	118,000	304,440
Dec. 15, 2000	Southern California vs. Wisconsin	ESPN2	16.5-hour delay	0.1	0.17	1	123,000	314,760
Dec. 16, 2000	Wisconsin vs. Nebraska	ESPN2	Live	0.3	0.47	1	344,000	887,520
Dec. 14, 2001	Arizona vs. Long Beach St.	ESPN2	14-hour delay	0.1	0.09	0	70,000	179,200
Dec. 14, 2001	Stanford vs. Nebraska	ESPN	18-hour delay	0.2	0.23	1	193,000	494,080
Dec. 15, 2001	Stanford vs. Long Beach St.	ESPN2	Live	0.3	0.33	1	268,000	686,080
Dec. 18, 2001	Stanford vs. Long Beach St.	ESPN	Re-Air	0.2	0.30	1	237,000	606,720
Dec. 19, 2002	Hawaii vs. Stanford	ESPN2	Live	0.2	0.26	0	223,000	570,880
Dec. 19, 2002	Florida vs. Southern California	ESPN2	16-hour delay	0.1	0.12	0	104,000	266,240
Dec. 21, 2002	Stanford vs. Southern California	ESPN2	Live	0.3	0.32	1	273,000	698,880
Dec. 18, 2003	Minnesota vs. Southern California	ESPN2	3.5-hour delay	0.32	0.39	1	342,000	872,100
Dec. 19, 2003	Florida vs. Hawaii	ESPN	1-day delay	0.12	0.15	0	130,000	331,500
Dec. 20, 2003	Florida vs. Southern California	ESPN2	Live	0.25	0.31	1	268,000	683,400
Dec. 16, 2004	Stanford vs. Washington	ESPN2	2.5-hour delay	0.2	0.23	0	198,000	502,920
Dec. 16, 2004	Southern California vs. Minnesota	ESPN2	15.5-hour delay	0.1	0.16	0	145,000	368,300
Dec. 18, 2004	Stanford vs. Minnesota	ESPN2	Live	0.3	0.33	1	291,000	739,140
Dec. 15, 2005	Tennessee vs. Washington	ESPN2	4-hour delay	0.2	0.30	1	270,000	685,800
Dec. 16, 2005	Santa Clara vs. Nebraska	ESPN2	17-hour delay	0.1	0.11	0	101,000	256,540
Dec. 17, 2005	Washington vs. Nebraska	ESPN2	Live	0.3	0.39	1	345,000	876,300
Dec. 14, 2006	UCLA vs. Nebraska	ESPN2	Live	0.4	0.45	1	409,000	1,042,950
Dec. 15, 2006	Washington vs. Stanford	ESPN2	16.5-hour Re-Air	0.2	0.20	1	179,000	456,450
Dec. 16, 2006	Stanford vs. Nebraska	ESPN2	Live	0.6	0.73	1	665,000	1,695,750
Dec. 13, 2007	Southern California vs. Stanford	ESPN2	Live	0.3	0.31	1	296,000	754,800
Dec. 14, 2007	California vs. Penn St.	ESPN2	16-hour Re-Air	0.1	0.07	0	58,000	147,900
Dec. 15, 2007	Penn St. vs. Stanford	ESPN2	Live	0.4	0.53	1	491,000	1,252,050
Dec. 18, 2008	Texas vs. Stanford	ESPN2	Live	0.3	0.40	1	273,000	948,600
Dec. 19, 2008	Texas vs. Stanford	ESPN2	17-hour Re-Air	0.1	0.16	0	154,000	392,700
Dec. 18, 2008	Nebraska vs. Penn St.	ESPN2	Live	0.5	0.55	1	534,000	1,361,700
Dec. 20, 2008	Stanford vs. Penn St.	ESPN2	Live	0.6	0.66	1	641,000	1,634,550
Dec. 17, 2009	Minnesota vs. Texas	ESPN2	Live	0.2	0.26	0	256,000	652,800
Dec. 17, 2009	Hawaii vs. Penn St.	ESPN2	Live	0.4	0.44	1	433,000	1,104,150
Dec. 19, 2009	Texas vs. Penn St.	ESPN2	Live	0.7	0.79	1	784,000	1,999,200
Dec. 16, 2010	Penn St. vs. Texas	ESPN2	Live	0.3	0.35	1	352,000	897,600
Dec. 16, 2010	California vs. Southern California	ESPN2	Live	0.3	0.33	1	330,000	841,500
Dec. 18, 2010	Penn St. vs. California	ESPN2	Live	0.5	0.58	1	578,000	1,473,900
Dec. 15, 2011	UCLA vs. Florida St.	ESPN2	Live	---	0.25	0	244,000	-----
Dec. 15, 2011	Illinois vs. Southern California	ESPN2	Live	---	0.30	1	300,000	-----
Dec. 17, 2011	UCLA vs. Illinois	ESPN2	Live	---	0.54	1	533,000	-----

VOLLEYBALL FINALS REFEREES

MOST YEARS
WORKING FINALS

Referee	Years
Verna Klubnikin	10
Sue Lemaire	9
Joan Powell	9
Marty Prochko	8
Mary Blalock	6
Wink Davenport	5
Brian Hemelgarn	5
Patsy Malta	5
Michael Blalock	4
Kathy Ferraraccio	4
Tanna Martin	4
Patty Salvatore	4

MOST FINALS
MATCHES WORKED

Referee	Matches
Sue Lemaire	24
Verna Klubnikin	21
Joan Powell	18
Marty Prochko	12
Mary Blalock	9
Wink Davenport	8
Brian Hemelgarn	8
Patty Salvatore	8
Bob Clarke	7
Tanna Martin	6
Margie Ray	6

MOST CHAMPIONSHIP
MATCHES WORKED

Referee	Matches
Verna Klubnikin	9
Sue Lemaire	9
Joan Powell	8
Mary Blalock	3
Kathy Ferraraccio	3
Brian Hemelgarn	3
Marty Prochko	3
Margie Ray	3
Patty Salvatore	3
Bob Clarke	2
Kevin Cull	2
Wink Davenport	2



Finals Records

Individual Records.....	14
Individual Leaders	16
Single-Match Records.....	16
Year Records.....	20
Career Records	26
Team Records	29
Team Leaders.....	31
Single-Match Records.....	31
Year Records.....	35



Individual Records

Official NCAA volleyball records began with the 1981 season and are based on information submitted to the NCAA statistics service by institutions participating in the statistics rankings. In statistical rankings, the rounding of percentages and/or averages may indicate ties where none exists. In these cases, the numerical order of the rankings is accurate.

The format of a match changed in 2008. The term "game" was changed to "set." Also, scoring for each set moved from 30 points to 25 points, except in matches that go to the full five sets, in which the winning score in the fifth set remains 15 points.

The match format previously changed in 2001, with scoring for each set moving from 15 points to 30 points, except in matches that went to the full five sets, in which the winning score in the fifth set remained 15 points.

In reflection of these changes, category leaders under the different scoring formats are separated in order to not eliminate the achievements of those student-athletes who played with the previous format.

Information on blocking has not been included in the following records since there appeared to be a significant variance in the methods by which blocking statistics were kept during the 1980s. Research continues to determine a standard by which to measure blocking statistics for NCAA record-keeping purposes.

Official career records include players whose career statistics were recorded during the era of official NCAA play.

A national semifinal match is indicated by (NSF), a national third-place game by (N3d) and a national championship game by (CH).

Attack

KILLS

Three-set match

31—Natalie Williams, UCLA vs. Florida, NSF, Dec. 17, 1992

Four-set match

33—Ogonna Nnamani, Stanford vs. Washington, NSF, Dec. 16, 2004

Five-set match

35—Vicki Cantrell, San Diego St. vs. Stanford, N3d, Dec. 19, 1982

Year (1981-2000)

55—Danielle Scott, Long Beach St., 1991; Tracy Clark, Southern California, 1982

Year with 30-point scoring format (2001-07)

62—Ogonna Nnamani, Stanford, 2004

Year with 25-point scoring format (2008-present)

51—Destinee Hooker, Texas, 2009

Career

140—Natalie Williams, UCLA, 1989-92 (24 sets)

KILLS PER SET

Per set (1981-2000)

7.43—Natalie Williams, UCLA, 1992 (52 kills in 7 sets)

Per set with 30-point scoring format (2001-07)

8.86—Ogonna Nnamani, Stanford, 2004 (62 kills in 7 sets)

Per set with 25-point scoring format (2008-present)

6.50—Tarah Murrey, California, 2010 (39 kills in 6 sets)

Career

6.64—Tee Williams, Hawaii, 1987-88 (93 kills in 14 sets)

TOTAL ATTEMPTS

Three-set match

66—Kim Willoughby, Hawaii vs. Stanford, NSF, Dec. 19, 2002

Four-set match

80—Nancy Meendering, Nebraska vs. Penn St., NSF, Dec. 17, 1998

Five-set match

85—Tracy Clark, Southern California vs. Hawaii, CH, Dec. 19, 1982; Vicki Cantrell, San Diego St. vs. Stanford, N3d, Dec. 19, 1982

Year (1981-2000)

149—Kim Oden, Stanford, 1982

Year with 30-point scoring format (2001-07)

126—Ogonna Nnamani, Stanford, 2004

Year with 25-point scoring format (2008-present)

128—Megan Hodge, Penn St., 2009

Career

342—Kristin Folk, Stanford, 1994-97 (28 sets)

TOTAL ATTEMPTS PER SET

Per set (1981-2000)

16.25—Vicki Cantrell, San Diego St., 1982 (130 attempts in 8 sets)

Per set with 30-point scoring format (2001-07)

18.00—Ogonna Nnamani, Stanford, 2004 (126 attempts in 7 sets)

Per set with 25-point scoring format (2008-present)

17.00—Tarah Murrey, California, 2010 (102 attempts in 6 sets)

Career

15.91—Kim Willoughby, Hawaii, 2000, 02-03 (175 total attempts in 11 sets)

HITTING PERCENTAGE*

10-14 attempts

.909—Arielle Wilson, Penn St. vs. California, NSF, Dec. 13, 2007 (10-0/11)

15-19 attempts

.733—Deja McClendon, Penn St. vs. Texas, NSF, Dec. 16, 2010 (11-0/15)

20 or more attempts

.690—Elaina Oden, Pacific vs. Texas, NSF, Dec. 18, 1986 (20-0/29)

Year (1981-2000)

.612—Elaina Oden, Pacific, 1986 (33-3/49)

Year with 30-point scoring format (2001-07)

.520—Darla Myhre, Washington, 2005 (13-0/25)

Year with 25-point scoring format (2008-present)

.417—Arielle Wilson, Penn St., 2010 (18-3/36)

Career

.476—Darla Myhre, Washington, 2004-05 (21-1/42 in 10 sets)

**Hitting percentage is derived by subtracting errors from kills and dividing that remainder by total attempts.*

Setting

Assists not kept on championship box scores before 1984

ASSISTS

Three-set match

76—Julie Bremner, UCLA vs. Florida, NSF, Dec. 17, 1992

Four-set match

87—Christy Johnson, Nebraska vs. Texas, CH, Dec. 16, 1995

Five-set match

81—Michelle Boyette, UCLA vs. Stanford, CH, Dec. 16, 1984

Year (1984-2000)

159—Christy Johnson, Nebraska, 1995

Year with 30-point scoring format (2001-07)

132—Bryn Kehoe, Stanford, 2007

Year with 25-point scoring format (2008-present)

113—Annie Luhrsen, Illinois, 2011

Career

342—Bryn Kehoe, Stanford, 2004, 06-07 (24 sets)

ASSISTS PER SET

Per set (1984-2000)

18.57—Julie Bremner, UCLA, 1992 (130 assists in 7 sets)

Per set with 30-point scoring format (2001-07)

16.17—Robyn Lewis, Stanford, 2001 (97 assists in 6 sets)

Per set with 25-point scoring format (2008-present)

14.00—Kristin Carpenter, Penn St., 2010 (84 assists in 6 sets)

Career

16.33—Julie Bremner, UCLA, 1991-92 (245 assists in 15 sets)

Service

SERVICE ACES

Three-set match

5—Natalie Williams, UCLA vs. LSU, NSF, Dec. 12, 1990

Four-set match

5—Therese Boyle, Pacific vs. UCLA, NSF, Dec. 20, 1985

Five-set match

5—Bryn Kehoe, Stanford vs. Penn St., CH, Dec. 15, 2007; Barbra Fontana, Stanford vs. Nebraska, NSF, Dec. 18, 1986; Deanna Boyette, Stanford vs. San Diego St., N3d, Dec. 19, 1982.

Year (1981-2000)

7—Toni Himmer, San Diego St., 1982

Year with 30-point scoring format (2001-07)

8—Brittany Hochevar, Long Beach St., 2001

Year with 25-point scoring format (2008-present)

4—Kelly Reeves, UCLA, 2011; Alyssa D'Errico, Penn St., 2009

Career

13—Bryn Kehoe, Stanford, 2004, 06-07 (24 sets)

SERVICE ACES PER SET

Per set (1981-2000)

1.00—Natalie Williams, 1990 (6 aces in 6 sets)

Per set with 30-point scoring format (2001-07)

1.33—Brittany Hochevar, Long Beach St., 2001 (8 aces in 6 sets)

Per set with 25-point scoring format (2008-present)

0.57—Kelly Reeves, UCLA, 2011 (4 aces in 7 sets)

Career

0.67—Toni Himmer, San Diego St., 1981-82 (10 aces in 15 sets)

Defense

DIGS

Three-set match

23—Reydan Ahuna, Hawaii vs. Illinois, NSF, Dec. 17, 1987

Four-set match

34—Candace Lee, Washington vs. Stanford, NSF, Dec. 16, 2004

Five-set match

34—Alli Hillgren, Southern California vs. Stanford, NSF, Dec. 13, 2007

Year (1981-2000)

50—Lisa Sharpley, Stanford, 1997

Year with 30-point scoring format (2001-03)

34—Nicole Davis, Southern California, 2003; Logan Tom, Stanford, 2002

Year with 30-point scoring format/unlimited libero replacement (2004-07)

50—Dani Busboom, Nebraska, 2006

Year with 25-point scoring format/unlimited libero replacement (2008-present)

58—Jennifer Beltran, Illinois, 2011

Career

115—Lisa Sharpley, Stanford, 1994-97 (28 sets)

DIGS PER SET

Per set (1981-2000)

5.67—Dawn Davenport, Texas, 1988 (34 digs in 6 sets)

Per set with 30-point scoring format (2001-03)

4.86—Nicole Davis, Southern California, 2003; Logan Tom, Stanford, 2002 (34 digs in 7 sets)

Per set with 30-point scoring format/unlimited libero replacement (2004-07)

6.86—Paula Gentil, Minnesota, 2004 (48 digs in 7 sets)

Per set with 25-point scoring format/unlimited libero replacement (2008-present)

6.44—Jennifer Beltran, Illinois, 2011 (58 digs in 9 sets)

Career

6.00—Candace Lee, Washington, 2004-05 (60 digs in 10 sets)

Individual Leaders

SINGLE-MATCH RECORDS

Attack

KILLS, THREE-SET MATCH

No.	Player, Team vs. Opponent	Date
31	Natalie Williams, UCLA vs. Florida, NSF	Dec. 17, 1992
29	Ogonna Nnamani, Stanford vs. Minnesota, CH	Dec. 18, 2004
28	Tee Williams, Hawaii vs. Texas, CH	Dec. 17, 1988
27	Logan Tom, Stanford vs. Long Beach St., NSF	Dec. 16, 1999
26	Elaine Youngs, UCLA vs. Florida, NSF	Dec. 17, 1992
25	Logan Tom, Stanford vs. Long Beach St., CH	Dec. 15, 2001
25	Aycan Gokberk, Florida vs. UCLA, NSF	Dec. 17, 1992
24	Tee Williams, Hawaii vs. Illinois, NSF	Dec. 17, 1987
23	Tarah Murrey, California vs. Southern California, NSF	Dec. 16, 2010
23	Cassie Busse, Minnesota vs. Southern California, NSF	Dec. 18, 2003
23	Tracy Clark, Southern California vs. San Diego St., NSF	Dec. 17, 1982
22	Kim Willoughby, Hawaii vs. Stanford, NSF	Dec. 19, 2002
22	Logan Tom, Stanford vs. Nebraska, NSF	Dec. 13, 2001
21	Rachael Kidder, UCLA vs. Florida St., NSF	Dec. 15, 2011
21	Kristen Andre, Tennessee vs. Washington, NSF	Dec. 15, 2005
21	Tayyiba Haneef, Long Beach St. vs. Arizona, NSF	Dec. 13, 2001
21	Sherisa Livingston, Wisconsin vs. Southern California, NSF	Dec. 14, 2000
20	Jenny Maastricht, Wisconsin vs. Southern California, NSF	Dec. 14, 2000
20	Lauren Cacciamani, Penn St. vs. Stanford, CH	Dec. 18, 1999
20	Lauren Cacciamani, Penn St. vs. Nebraska, NSF	Dec. 17, 1998
20	Tara Gross, Long Beach St. vs. Nebraska, CH	Dec. 16, 1989
19	Ogonna Nnamani, Stanford vs. Long Beach St., CH	Dec. 15, 2001
19	Christy Cochran, Penn St. vs. Nebraska, NSF	Dec. 17, 1998
19	Nancy Meendering, Nebraska vs. Penn St., NSF	Dec. 17, 1998
19	Gudula Staub, Florida vs. UCLA, NSF	Dec. 17, 1992
19	Cris Hall, Nebraska vs. UCLA, NSF	Dec. 14, 1989
18	Blair Brown, Penn St. vs. California, CH	Dec. 18, 2010
18	Christal Morrison, Washington vs. Tennessee, NSF	Dec. 15, 2005
18	Tayyiba Haneef, Long Beach St. vs. Stanford, CH	Dec. 15, 2001
18	Natalie Williams, UCLA vs. Ohio St., NSF	Dec. 12, 1991

KILLS, FOUR-SET MATCH

No.	Player, Team vs. Opponent	Date
33	Ogonna Nnamani, Stanford vs. Washington, NSF	Dec. 16, 2004
28	Nichelle Burton, Long Beach St. vs. Penn St., CH	Dec. 18, 1993
28	Liz Masakayan, UCLA vs. Pacific, NSF	Dec. 20, 1985
27	Danielle Scott, Long Beach St. vs. LSU, NSF	Dec. 12, 1991
27	Kim Oden, Stanford vs. Pacific, CH	Dec. 22, 1985
26	Angie Miller, LSU vs. Long Beach St., NSF	Dec. 12, 1991
25	Billie Winsett, Nebraska vs. Texas, CH	Dec. 16, 1995
25	Kate Crnich, Nebraska vs. Texas, CH	Dec. 16, 1995
25	Kristin Folk, Stanford vs. UCLA, CH	Dec. 17, 1994
25	Jen Reimers, Penn St. vs. Long Beach St., CH	Dec. 18, 1993
25	Michele Fellows, BYU vs. Penn St., NSF	Dec. 16, 1993
24	Danielle Scott, Long Beach St. vs. Stanford, NSF	Dec. 17, 1992
24	Elaina Oden, Pacific vs. Stanford, CH	Dec. 22, 1985
23	Keao Burdine, Southern California vs. Florida, CH	Dec. 20, 2003
23	Marnie Triefenbach, Stanford vs. UCLA, CH	Dec. 17, 1994
23	Jenny Johnson, UCLA vs. Stanford, CH	Dec. 17, 1994
23	Annett Buckner, UCLA vs. Stanford, CH	Dec. 17, 1994
23	Tumua Matu'u, UCLA vs. Penn St., NSF	Dec. 16, 1993
23	Antoinette White, Long Beach St. vs. LSU, NSF	Dec. 12, 1991
23	Carolyn Taetafa, Hawaii vs. Illinois, NSF	Dec. 15, 1988
22	Michelle Bartsch, Illinois vs. UCLA, CH	Dec. 17, 2011
22	Sarah Pavan, Nebraska vs. Stanford, CH	Dec. 16, 2006
22	Sarah Pavan, Nebraska vs. UCLA, NSF	Dec. 14, 2006
22	Kerri Walsh, Stanford vs. Long Beach St., NSF	Dec. 18, 1997
22	Lisa Reitsma, Nebraska vs. Stanford, NSF	Dec. 19, 1996
22	Jen Reimers, Penn St. vs. UCLA, NSF	Dec. 16, 1993
22	Barbra Fontana, Stanford vs. Pacific, CH	Dec. 22, 1985
21	Brie Hagerty, Washington vs. Stanford, NSF	Dec. 16, 2004
21	Kim Willoughby, Hawaii vs. Florida, NSF	Dec. 18, 2003
21	Lily Kahumoku, Hawaii vs. Florida, NSF	Dec. 18, 2003
21	Danielle Scott, Long Beach St. vs. Penn St., CH	Dec. 18, 1993
21	Bev Oden, Stanford vs. UCLA, CH	Dec. 19, 1992
21	Natalie Williams, UCLA vs. Stanford, CH	Dec. 19, 1992
21	Cary Wendell, Stanford vs. Long Beach St., NSF	Dec. 17, 1992
21	Bev Oden, Stanford vs. Long Beach St., NSF	Dec. 17, 1992
21	Alicia Mills, Long Beach St. vs. Stanford, NSF	Dec. 17, 1992
21	Krissy Fifer, Pacific vs. Nebraska, NSF	Dec. 12, 1990
21	Tee Williams, Hawaii vs. Stanford, CH	Dec. 19, 1987

KILLS, FIVE-SET MATCH

No.	Player, Team vs. Opponent	Date
35	Vicki Cantrell, San Diego St. vs. Stanford, N3d	Dec. 19, 1982
34	Destinee Hooker, Texas vs. Penn St., CH	Dec. 19, 2009
33	Lauren Cacciamani, Penn St. vs. Long Beach St., CH	Dec. 19, 1998
32	Alex Jupiter, Southern California vs. Illinois, NSF	Dec. 15, 2011
32	Natalie Williams, UCLA vs. Long Beach St., CH	Dec. 21, 1991
32	Liz Masakayan, UCLA vs. Stanford, CH	Dec. 16, 1984
32	Tracy Clark, Southern California vs. Hawaii, CH	Dec. 19, 1982
31	Elsa Stegemann, Pacific vs. Penn St., NSF	Dec. 16, 1999
30	Allison Weston, Nebraska vs. Michigan St., NSF	Dec. 14, 1995
29	Asia Kaczor, Southern California vs. Stanford, NSF	Dec. 13, 2007
29	Dana Smith, Southern California vs. Hawaii, CH	Dec. 19, 1982
28	Danielle Scott, Long Beach St. vs. UCLA, CH	Dec. 21, 1991
28	Patty Orozco, UCLA vs. Pacific, NSF	Dec. 17, 1983
27	Colleen Ward, Illinois vs. Southern California, NSF	Dec. 15, 2011
27	Dana Smith, Southern California vs. Pacific, NSF	Dec. 18, 1981
26	Megan Hodge, Penn St. vs. Stanford, CH	Dec. 15, 2007
26	Foluke Akinradewo, Stanford vs. Southern California, NSF	Dec. 13, 2007
26	Lauren Cacciamani, Penn St. vs. Pacific, NSF	Dec. 16, 1999
26	Kim Oden, Stanford vs. San Diego St., N3d	Dec. 19, 1982
26	Kim Oden, Stanford vs. Hawaii, NSF	Dec. 17, 1982
25	Terri Zemaitis, Penn St. vs. Stanford, CH	Dec. 20, 1997
25	Demetria Sance, Texas vs. Stanford, NSF	Dec. 14, 1995
25	Deidre Collins, Hawaii vs. Southern California, CH	Dec. 19, 1982
25	Deidre Collins, Hawaii vs. Stanford, NSF	Dec. 17, 1982
24	Nicole Fawcett, Penn St. vs. Nebraska, NSF	Dec. 18, 2008
24	Jayne Gibson, Pacific vs. Southern California, NSF	Dec. 18, 1981
23	Megan Hodge, Penn St. vs. Nebraska, NSF	Dec. 18, 2008
23	Destinee Hooker, Texas vs. Stanford, NSF	Dec. 18, 2008
23	Laura Pilakowski, Nebraska vs. Wisconsin, CH	Dec. 16, 2000
23	Liz Masakayan, UCLA vs. Southern California, N3d	Dec. 22, 1985
23	Kori Pulaski, Hawaii vs. Southern California, CH	Dec. 19, 1982

TOTAL ATTEMPTS, THREE-SET MATCH

No.	Player, Team vs. Opponent	Date
66	Kim Willoughby, Hawaii vs. Stanford, NSF	Dec. 19, 2002
56	Tarah Murrey, California vs. Penn St., CH	Dec. 18, 2010
54	Logan Tom, Stanford vs. Long Beach St., CH	Dec. 15, 2001
54	Jenny Maastricht, Wisconsin vs. Southern California, NSF	Dec. 14, 2000
50	Cassie Busse, Minnesota vs. Southern California, NSF	Dec. 18, 2003
50	Tee Williams, Hawaii vs. Texas, CH	Dec. 17, 1988
49	Tee Williams, Hawaii vs. Illinois, NSF	Dec. 17, 1987
48	Ogonna Nnamani, Stanford vs. Minnesota, CH	Dec. 18, 2004
48	Logan Tom, Stanford vs. Nebraska, NSF	Dec. 13, 2001
48	Sherisa Livingston, Wisconsin vs. Southern California, NSF	Dec. 14, 2000
47	Natalie Williams, UCLA vs. Florida, NSF	Dec. 17, 1992
47	Nancy Brookhart, Illinois vs. Hawaii, NSF	Dec. 17, 1987
46	Tarah Murrey, California vs. Southern California, NSF	Dec. 16, 2010
46	Alix Klineman, Stanford vs. Penn St., CH	Dec. 20, 2008
46	Aycan Gokberk, Florida vs. UCLA, NSF	Dec. 17, 1992
46	Gudula Staub, Florida vs. UCLA, NSF	Dec. 17, 1992
46	Diana Jessie, Hawaii vs. Illinois, NSF	Dec. 17, 1987
45	Christy Cochran, Penn St. vs. Florida, NSF	Dec. 18, 1997
45	Elaine Youngs, UCLA vs. Florida, NSF	Dec. 17, 1992
45	Vicki Cantrell, San Diego St. vs. Southern California, NSF	Dec. 17, 1982
44	Cynthia Barboza, Stanford vs. Penn St., CH	Dec. 20, 2008
44	Megan Hodge, Penn St. vs. Stanford, CH	Dec. 20, 2008
44	Christal Morrison, Washington vs. Nebraska, CH	Dec. 17, 2005
44	Lauren Cacciamani, Penn St. vs. Stanford, CH	Dec. 18, 1999
44	Gabriele Jobst, Ohio St. vs. Stanford, NSF	Dec. 15, 1994
43	Dana Smith, Southern California vs. San Diego St., NSF	Dec. 17, 1982
42	Dawn Davenport, Texas vs. Hawaii, CH	Dec. 17, 1988
42	Bridget Boyle, Illinois vs. Hawaii, NSF	Dec. 17, 1987
42	Karen Dahlgren, Nebraska vs. Pacific, CH	Dec. 20, 1986
41	Kristen Andrea, Tennessee vs. Washington, NSF	Dec. 15, 2005
41	Logan Tom, Stanford vs. Hawaii, NSF	Dec. 19, 2002

TOTAL ATTEMPTS, FOUR-SET MATCH

No.	Player, Team vs. Opponent	Date
80	Nancy Meendering, Nebraska vs. Penn St., NSF	Dec. 17, 1998
78	Ogonna Nnamani, Stanford vs. Washington, NSF	Dec. 16, 2004
71	Rachael Kidder, UCLA vs. Illinois, CH	Dec. 17, 2011
67	Kristin Folk, Stanford vs. UCLA, CH	Dec. 17, 1994
66	Kim Willoughby, Hawaii vs. Florida, NSF	Dec. 18, 2003
66	Demetria Sance, Texas vs. Nebraska, CH	Dec. 16, 1995
65	Jen Reimers, Penn St. vs. BYU, NSF	Dec. 16, 1993
64	Michelle Bartsch, Illinois vs. UCLA, CH	Dec. 17, 2011

No.	Player, Team vs. Opponent	Date	Pct.	(K-E/TA) Player, Team vs. Opponent	Date
64	Billie Winsett, Nebraska vs. Texas, CH.....	Dec. 16, 1995	.455	(7-2/11) Jennifer Doris, Texas vs. Minnesota, NSF.....	Dec. 17, 2009
63	Keao Burdine, Southern California vs. Minnesota, NSF.....	Dec. 16, 2004	.455	(6-1/11) Lisa Hudak, UCLA vs. Ohio St., NSF.....	Dec. 12, 1991
62	Tumua Matu'u, BYU vs. Penn St., NSF.....	Dec. 16, 1993	.455	(6-1/11) Dawn Kenny, UCLA vs. San Jose St., NSF.....	Dec. 14, 1984
61	Sanja Tomasevic, Washington vs. Stanford, NSF.....	Dec. 16, 2004	.417	(6-1/12) Alesha Deesing, Washington vs. Tennessee, NSF.....	Dec. 15, 2005
61	Erin Martin, Minnesota vs. Southern California, NSF.....	Dec. 16, 2004	.417	(5-0/12) Taylor Carico, Southern California vs. Stanford, NSF.....	Dec. 13, 2007
61	Annett Buckner, UCLA vs. Stanford, CH.....	Dec. 17, 1994	.417	(6-1/12) Lizzie Suiter, Stanford vs. Minnesota, CH.....	Dec. 18, 2004
60	Aury Cruz, Florida vs. Hawaii, NSF.....	Dec. 18, 2003	.417	(7-2/12) Marissa Hatchett, UCLA vs. Nebraska, NSF.....	Dec. 14, 1989
59	Jenny Johnson, UCLA vs. Stanford, CH.....	Dec. 17, 1994	.417	(6-1/12) Kim Ruddins, Southern California vs. San Diego St., NSF.....	Dec. 17, 1982
58	Sarah Pavan, Nebraska vs. UCLA, NSF.....	Dec. 14, 2006	.400	(6-2/10) Jessie Jones, Minnesota vs. Stanford, CH.....	Dec. 18, 2004
58	Aury Cruz, Florida vs. Southern California, NSF.....	Dec. 19, 2002	.400	(5-1/10) Joyce Feldman, Stanford vs. Long Beach St., NSF.....	Dec. 17, 1992
58	Lisa Reitsma, Nebraska vs. Stanford, NSF.....	Dec. 19, 1996	.400	(5-1/10) Heidi Anderson, Florida vs. UCLA, NSF.....	Dec. 17, 1992
58	Danielle Scott, Long Beach St. vs. Stanford, NSF.....	Dec. 17, 1992	.400	(5-1/10) Jill Gremmel, Texas vs. UCLA, NSF.....	Dec. 15, 1988
57	Lily Kahumoku, Hawaii vs. Florida, NSF.....	Dec. 18, 2003	.400	(4-0/10) Lori Endicott, Nebraska vs. Pacific, CH.....	Dec. 20, 1986
57	Antoinette White, Long Beach St. vs. LSU, NSF.....	Dec. 12, 1991			
57	Kim Oden, Stanford vs. Pacific, CH.....	Dec. 22, 1985			
56	Aury Cruz, Florida vs. Southern California, CH.....	Dec. 20, 2003			
56	Liz Masakayan, UCLA vs. Pacific, NSF.....	Dec. 20, 1985			
55	Megan Hodge, Penn St. vs. Hawaii, NSF.....	Dec. 17, 2009			
55	Tee Williams, Hawaii vs. Illinois, NSF.....	Dec. 15, 1988			
55	Elaina Oden, Pacific vs. Stanford, CH.....	Dec. 22, 1985			
54	Marnie Triefenbach, Stanford vs. UCLA, CH.....	Dec. 17, 1994			
53	Kristin Folk, Stanford vs. Long Beach St., NSF.....	Dec. 18, 1997			
53	Jen Reimers, Penn St. vs. Long Beach St., CH.....	Dec. 18, 1993			
53	Nichelle Burton, Long Beach St. vs. Penn St., CH.....	Dec. 18, 1993			
53	Michele Fellows, BYU vs. Penn St., NSF.....	Dec. 16, 1993			
53	Danielle Scott, Long Beach St. vs. LSU, NSF.....	Dec. 12, 1991			

TOTAL ATTEMPTS, FIVE-SET MATCH

No.	Player, Team vs. Opponent	Date	Pct.	(K-E/TA) Player, Team vs. Opponent	Date
85	Tracy Clark, Southern California vs. Hawaii, CH.....	Dec. 19, 1982	.733	(11-0/15) Deja McClendon, Penn St. vs. Texas, NSF.....	Dec. 16, 2010
85	Vicki Cantrell, San Diego St. vs. Stanford, N3d.....	Dec. 19, 1982	.667	(10-1/15) Joyce Kaapuni, Hawaii vs. UCLA, CH.....	Dec. 19, 1983
83	Alex Jupiter, Southern California vs. Illinois, NSF.....	Dec. 15, 2011	.647	(13-2/17) Melissa Elmer, Nebraska vs. Santa Clara, NSF.....	Dec. 15, 2005
81	Kim Oden, Stanford vs. San Diego St., N3d.....	Dec. 19, 1982	.533	(8-0/15) Charlene Fiaputa, BYU vs. Penn St., NSF.....	Dec. 16, 1993
80	Asia Kaczor, Southern California vs. Stanford, NSF.....	Dec. 13, 2007	.529	(11-2/17) Rachael Adams, Texas vs. Penn St., NSF.....	Dec. 19, 2009
79	Dana Smith, Southern California vs. Pacific, NSF.....	Dec. 18, 1981	.500	(10-1/18) Ashley Engle, Texas vs. Minnesota, NSF.....	Dec. 17, 2009
76	Destinee Hooker, Texas vs. Penn St., CH.....	Dec. 19, 2009	.500	(10-1/18) Rachell Johnson, UCLA vs. Nebraska, NSF.....	Dec. 14, 2006
75	Elsa Stegemann, Pacific vs. Penn St., NSF.....	Dec. 16, 1999	.467	(9-2/15) Amanda Gates, Nebraska vs. Penn St., NSF.....	Dec. 18, 2008
73	Megan Hodge, Penn St. vs. Texas, CH.....	Dec. 19, 2009	.444	(9-1/18) Mishka Levy, Penn St. vs. Pacific, NSF.....	Dec. 16, 1999
72	Kristin Folk, Stanford vs. Penn St., CH.....	Dec. 20, 1997	.444	(9-1/18) Misty May, Long Beach St. vs. Penn St., CH.....	Dec. 19, 1998
71	Colleen Ward, Illinois vs. Southern California, NSF.....	Dec. 15, 2011	.444	(8-0/18) Cary Wendell, Stanford vs. Ohio St., NSF.....	Dec. 15, 1994
71	Liz Masakayan, UCLA vs. Stanford, CH.....	Dec. 16, 1984	.438	(8-1/16) Kathy Herse, UCLA vs. San Diego St., NSF.....	Dec. 18, 1981
69	Lauren Cacciamani, Penn St. vs. Long Beach St., CH.....	Dec. 19, 1998	.421	(10-2/19) Cheryl Weaver, Long Beach St. vs. Arizona, NSF.....	Dec. 13, 2001
66	Natalie Williams, UCLA vs. Long Beach St., CH.....	Dec. 21, 1991	.421	(9-1/19) Stacie Nichols, Texas vs. Hawaii, CH.....	Dec. 17, 1988
66	Kori Pulaski, Hawaii vs. Southern California, CH.....	Dec. 19, 1982	.421	(10-2/19) Lisa Strand, Hawaii vs. Stanford, NSF.....	Dec. 17, 1983
64	Jenny Maastricht, Wisconsin vs. Nebraska, CH.....	Dec. 16, 2000	.412	(8-1/17) Darla Myhre, Washington vs. Stanford, NSF.....	Dec. 16, 2004
63	Megan Hodge, Penn St. vs. Stanford, CH.....	Dec. 15, 2007	.412	(9-2/17) Jessie Jones, Minnesota vs. Southern California, NSF.....	Dec. 16, 2004
62	Dawn Davenport, Texas vs. Stanford, NSF.....	Dec. 17, 1987	.412	(10-3/17) Brittany Hochevar, Long Beach St. vs. Arizona, NSF.....	Dec. 13, 2001
61	Demetria Sance, Texas vs. Stanford, NSF.....	Dec. 14, 1995	.400	(7-1/15) Ashley Neff, Florida St. vs. UCLA, NSF.....	Dec. 15, 2011
61	Dana Smith, Southern California vs. Hawaii, CH.....	Dec. 19, 1982	.400	(7-1/15) Katie Fuller, Southern California vs. California, NSF.....	Dec. 16, 2010
60	Toni Himmer, San Diego St. vs. Stanford, N3d.....	Dec. 19, 1982	.400	(8-2/15) Blair Brown, Penn St. vs. Nebraska, NSF.....	Dec. 18, 2008
59	Allison Weston, Nebraska vs. Michigan St., NSF.....	Dec. 14, 1995	.400	(7-1/15) Alisha Glass, Penn St. vs. Stanford, CH.....	Dec. 15, 2007
59	Jenna Wrobel, Michigan St. vs. Nebraska, NSF.....	Dec. 14, 1995	.389	(8-1/18) Kori Cooper, Nebraska vs. UCLA, NSF.....	Dec. 14, 2006
58	Michelle Bartsch, Illinois vs. Southern California, NSF.....	Dec. 15, 2011	.389	(10-3/18) Cecelia Goods, Hawaii vs. Florida, NSF.....	Dec. 19, 1996
57	Cynthia Barboza, Stanford vs. Southern California, NSF.....	Dec. 13, 2007	.389	(9-2/18) Annett Buckner, UCLA vs. Ohio St., NSF.....	Dec. 12, 1991
57	Annett Buckner, UCLA vs. Penn St., NSF.....	Dec. 15, 1994	.389	(8-1/18) Kari Rush, Stanford vs. Hawaii, NSF.....	Dec. 17, 1983
57	Kori Pulaski, Hawaii vs. Stanford, NSF.....	Dec. 17, 1982	.375	(6-0/16) Shannon Hawari, California vs. Penn St., CH.....	Dec. 18, 2010
56	Nicole Fawcett, Penn St. vs. Nebraska, NSF.....	Dec. 18, 2008	.368	(9-2/19) Jennifer Hucke, Stanford vs. Minnesota, CH.....	Dec. 18, 2004
56	Lauren Cacciamani, Penn St. vs. Pacific, NSF.....	Dec. 16, 1999	.368	(9-2/19) Carrie Schonveld, Penn St. vs. Stanford, CH.....	Dec. 18, 1999
56	Antoinette White, Long Beach St. vs. UCLA, CH.....	Dec. 21, 1991	.353	(7-1/17) Katie Olsovsky, Southern California vs. Minnesota, NSF.....	Dec. 18, 2003
56	Katie McGarrey, UCLA vs. Stanford, CH.....	Dec. 16, 1984	.353	(7-1/17) Cammy Chalmers, UCLA vs. San Diego St., NSF.....	Dec. 18, 1981
56	Susan Compton, Stanford vs. UCLA, CH.....	Dec. 16, 1984			

HITTING PERCENTAGE

(10-14 attempts)*

Pct.	(K-E/TA) Player, Team vs. Opponent	Date	Pct.	(K-E/TA) Player, Team vs. Opponent	Date
.909	(10-0/11) Arielle Wilson, Penn St. vs. California, NSF.....	Dec. 13, 2007	.690	(20-0/29) Elaina Oden, Pacific vs. Texas, NSF.....	Dec. 18, 1986
.692	(9-0/13) Alisha Glass, Penn St. vs. Hawaii, NSF.....	Dec. 17, 2009	.600	(13-1/20) Jenny Evans, UCLA vs. Nebraska, NSF.....	Dec. 14, 1989
.600	(7-1/10) Maja Gustin, Hawaii vs. Florida, NSF.....	Dec. 18, 2003	.594	(20-1/32) Teri McGrath, Pacific vs. Stanford, CH.....	Dec. 22, 1985
.571	(8-0/14) Lisa Hudak, UCLA vs. Pacific, CH.....	Dec. 14, 1990	.591	(13-0/22) Lindsey Yamasaki, Stanford vs. Long Beach St., NSF.....	Dec. 16, 1999
.571	(8-0/14) Deidra Dvorak, Stanford vs. Pacific, NSF.....	Dec. 14, 1985	.591	(13-0/22) Stacie Nichols, Texas vs. UCLA, NSF.....	Dec. 15, 1988
.545	(6-0/11) Darla Myhre, Washington vs. Nebraska, CH.....	Dec. 17, 2005	.586	(18-1/29) Natalie Williams, UCLA vs. Ohio St., NSF.....	Dec. 12, 1991
.545	(6-0/11) Lizzy Fitzgerald, Wisconsin vs. Southern California, NSF.....	Dec. 14, 2000	.577	(17-2/26) Tracy Stalls, Nebraska vs. UCLA, NSF.....	Dec. 14, 2006
.545	(7-1/11) Sherri Thormahlen, Long Beach St. vs. UCLA, CH.....	Dec. 21, 1991	.564	(27-5/39) Logan Tom, Stanford vs. Long Beach St., NSF.....	Dec. 16, 1999
.500	(8-1/14) Christa Harmotto, Penn St. vs. California, NSF.....	Dec. 13, 2007	.563	(29-2/48) Ogonna Nnamani, Stanford vs. Minnesota, CH.....	Dec. 18, 2004
.500	(7-0/14) Darla Myhre, Washington vs. Tennessee, NSF.....	Dec. 15, 2005	.553	(22-1/38) Bobbi Broer, Stanford vs. UCLA, CH.....	Dec. 16, 1984
.500	(6-1/10) Sara Sandrik, Stanford vs. Long Beach St., CH.....	Dec. 15, 2001	.545	(12-0/22) Jennifer Saleaumua, Nebraska vs. Washington, CH.....	Dec. 17, 2005
.500	(8-1/14) Angie Oxley, Nebraska vs. Hawaii, NSF.....	Dec. 14, 2000	.545	(19-1/33) Ogonna Nnamani, Stanford vs. Southern California, CH.....	Dec. 21, 2002
.500	(6-1/10) Melanie Beckenhauer, Pacific vs. Nebraska, NSF.....	Dec. 12, 1990	.542	(14-1/24) Marissa Hatchett, UCLA vs. LSU, NSF.....	Dec. 12, 1990
.500	(5-0/10) Michelle Boyette, UCLA vs. Pacific, NSF.....	Dec. 20, 1985	.538	(17-3/26) Danielle Scott, Long Beach St. vs. Florida, NSF.....	Dec. 16, 1993
.500	(5-0/10) Leslie Brewer, UCLA vs. San Jose St., NSF.....	Dec. 14, 1984	.536	(16-1/28) Mary Eggers, Illinois vs. Hawaii, NSF.....	Dec. 15, 1988
.462	(6-0/13) Arielle Wilson, Penn St. vs. Texas, NSF.....	Dec. 16, 2010	.532	(31-6/47) Natalie Williams, UCLA vs. Florida, NSF.....	Dec. 17, 1992
.462	(6-0/13) Lizzy Fitzgerald, Wisconsin vs. Nebraska, CH.....	Dec. 16, 2000	.529	(20-2/34) Eileen Murfee, Stanford vs. Texas, NSF.....	Dec. 14, 1995
			.529	(20-2/34) Tara Cross, Long Beach St. vs. Nebraska, CH.....	Dec. 16, 1989
			.526	(24-4/38) Jayne Gibson, Pacific vs. Southern California, NSF.....	Dec. 18, 1981
			.523	(26-3/44) Foluke Akinradewo, Stanford vs. Southern California, NSF.....	Dec. 13, 2007
			.522	(14-2/23) Leslie Devereaux, Southern California vs. UCLA, N3d.....	Dec. 22, 1985
			.514	(21-2/37) Krissy Fifer, Pacific vs. Nebraska, NSF.....	Dec. 12, 1990
			.500	(12-2/20) Arielle Wilson, Penn St. vs. Stanford, CH.....	Dec. 15, 2007
			.500	(11-0/22) Sarah Pavan, Nebraska vs. Santa Clara, NSF.....	Dec. 15, 2005
			.500	(14-2/24) Bibiana Candelas, Southern California vs. Florida, CH.....	Dec. 20, 2003
			.500	(16-2/28) Katie Olsovsky, Southern California vs. Stanford, CH.....	Dec. 21, 2002
			.500	(12-2/20) Emily Adams, Southern California vs. Stanford, CH.....	Dec. 21, 2002
			.500	(21-4/34) Tayyiba Haneef, Long Beach St. vs. Arizona, NSF.....	Dec. 13, 2001
			.500	(25-4/42) Kate Crnich, Nebraska vs. Texas, CH.....	Dec. 16, 1995
			.500	(13-3/20) Elaina Oden, Pacific vs. Nebraska, CH.....	Dec. 20, 1986

Pct.	(K-E/TA) Player, Team vs. Opponent	Date
.500	(15-0/30) Kim Oden, Stanford vs. Southern California, NSF	Dec. 20, 1985
.500	(14-1/26) Toni Himmer, San Diego St. vs. Southern California, NSF	Dec. 17, 1982

*Hitting percentage is derived by subtracting errors from kills and dividing that remainder by total attempts.

Setting

Assists not kept in championship box scores before 1984

ASSISTS, THREE-SET MATCH

No.	Player, Team vs. Opponent	Date
76	Julie Bremner, UCLA vs. Florida, NSF	Dec. 17, 1992
58	Heidi Anderson, Florida vs. UCLA, NSF	Dec. 17, 1992
58	Sue Schelfhout, Texas vs. UCLA, NSF	Dec. 15, 1988
57	Barb Winsett, Illinois vs. Hawaii, NSF	Dec. 15, 1988
56	Robyn Lewis, Stanford vs. Long Beach St., CH	Dec. 15, 2001
56	Lauren Cacciamani, Penn St. vs. Florida, NSF	Dec. 18, 1997
56	Nikki Shade, Florida vs. Penn St., NSF	Dec. 18, 1997
54	Courtney Thompson, Washington vs. Tennessee, NSF	Dec. 15, 2005
54	Lindsay Kagawa, Stanford vs. Long Beach St., NSF	Dec. 16, 1999
54	Martina Cincero, Hawaii vs. Illinois, NSF	Dec. 17, 1987
53	Martina Cincero, Hawaii vs. Illinois, NSF	Dec. 15, 1988
52	Liz Hert, Pacific vs. Texas, NSF	Dec. 18, 1986
51	Val Novak, Nebraska vs. UCLA, NSF	Dec. 14, 1989
51	Sue Schelfhout, Texas vs. Hawaii, CH	Dec. 17, 1988
50	Martina Cincero, Hawaii vs. Texas, CH	Dec. 17, 1988
50	Ann Boyer, UCLA vs. Texas, NSF	Dec. 15, 1988
48	Ogonna Nnamani, Stanford vs. Minnesota, CH	Dec. 18, 2004
46	Kristin Carpenter, Penn St. vs. California, CH	Dec. 18, 2010
46	Lizzy Fitzgerald, Wisconsin vs. Southern California, NSF	Dec. 14, 2000
46	Disa Johnson, Illinois vs. Hawaii, NSF	Dec. 17, 1987
45	Holly McPeak, UCLA vs. LSU, NSF	Dec. 12, 1990
45	Liz Hert, Pacific vs. Nebraska, CH	Dec. 20, 1986
44	Bryn Kehoe, Stanford vs. Washington, NSF	Dec. 14, 2006
44	Lauren Van Orden, UCLA vs. Florida St., NSF	Dec. 15, 2011
43	Julie Bremner, UCLA vs. Ohio St., NSF	Dec. 12, 1991
42	Greichaly Cepero, Nebraska vs. Stanford, NSF	Dec. 13, 2001
42	Keri Nishimoto, Long Beach St. vs. Arizona, NSF	Dec. 13, 2001
41	Alisha Glass, Penn St. vs. California, NSF	Dec. 13, 2007
41	Courtney Thompson, Washington vs. Nebraska, CH	Dec. 17, 2005
41	Robyn Lewis, Stanford vs. Nebraska, NSF	Dec. 13, 2001
41	Robyn Ah Mow, Hawaii vs. Florida, NSF	Dec. 19, 1996

ASSISTS, FOUR-SET MATCH

No.	Player, Team vs. Opponent	Date
87	Christy Johnson, Nebraska vs. Texas, CH	Dec. 16, 1995
72	Sabrina Hernandez, Long Beach St. vs. LSU, NSF	Dec. 12, 1991
71	Liz Hert, Pacific vs. Stanford, CH	Dec. 22, 1985
70	Joy McKenzie, Long Beach St. vs. Penn St., CH	Dec. 18, 1993
69	Wendi Rush, Stanford vs. Pacific, CH	Dec. 22, 1985
67	Carrie Feldman, Stanford vs. UCLA, CH	Dec. 19, 1992
67	Daniela Reis, LSU vs. Long Beach St., NSF	Dec. 12, 1991
66	Sabrina Hernandez, Long Beach St. vs. Stanford, NSF	Dec. 17, 1992
63	Carrie Feldman, Stanford vs. Long Beach St., NSF	Dec. 17, 1992
63	Tisha Delaney, Nebraska vs. Stanford, NSF	Dec. 18, 1986
61	Bryn Kehoe, Stanford vs. Nebraska, CH	Dec. 16, 2006
61	Fiona Nepa, Nebraska vs. Penn St., NSF	Dec. 17, 1998
60	Courtney Thompson, Washington vs. Stanford, NSF	Dec. 16, 2004
58	Rachel Holloway, Nebraska vs. Stanford, CH	Dec. 16, 2006
58	Salima Davidson, Penn St. vs. Long Beach St., CH	Dec. 18, 1993
57	Bryn Kehoe, Stanford vs. Washington, NSF	Dec. 16, 2004
57	Fiona Nepa, Nebraska vs. Stanford, NSF	Dec. 19, 1996
56	Toni Anderson, Southern California vs. Florida, CH	Dec. 20, 2003
56	Lauren Moscovic, Florida vs. Southern California, CH	Dec. 20, 2003
56	Lauren Moscovic, Florida vs. Hawaii, NSF	Dec. 18, 2003
56	Bonnie Bremner, Penn St. vs. Nebraska, NSF	Dec. 17, 1998
55	Nellie Spicer, UCLA vs. Nebraska, NSF	Dec. 14, 2006
55	Lisa Sharpley, Stanford vs. Long Beach St., NSF	Dec. 18, 1997
54	Jennifer Carey, Hawaii vs. Nebraska, NSF	Dec. 14, 2000
54	Julie Bremner, UCLA vs. Stanford, CH	Dec. 19, 1992
54	Michelle Boyette, UCLA vs. Pacific, NSF	Dec. 20, 1985
53	Lauren Van Orden, UCLA vs. Illinois, CH	Dec. 17, 2011
53	Kanoe Kamanao, Hawaii vs. Florida, NSF	Dec. 18, 2003
53	Carrie Busch, Texas vs. Nebraska, CH	Dec. 16, 1995
53	Melanie Beckenhauer, Pacific vs. Nebraska, NSF	Dec. 12, 1990
53	Teri DeBusk, San Jose St. vs. Pacific, N3d	Dec. 16, 1984

ASSISTS, FIVE-SET MATCH

No.	Player, Team vs. Opponent	Date
81	Michelle Boyette, UCLA vs. Stanford, CH	Dec. 16, 1984
73	Kim Ruddins, Southern California vs. UCLA, N3d	Dec. 22, 1985
72	Christy Johnson, Nebraska vs. Michigan St., NSF	Dec. 14, 1995
72	Julie Bremner, UCLA vs. Long Beach St., CH	Dec. 21, 1991
70	Bryn Kehoe, Stanford vs. Southern California, NSF	Dec. 13, 2007
70	Misty May, Long Beach St. vs. Penn St., CH	Dec. 19, 1998
70	Bonnie Bremner, Penn St. vs. Stanford, CH	Dec. 20, 1997
70	Sabrina Hernandez, Long Beach St. vs. UCLA, CH	Dec. 21, 1991
70	Wendi Rush, Stanford vs. Texas, NSF	Dec. 17, 1987
69	Lisa Sharpley, Stanford vs. Penn St., CH	Dec. 20, 1997
66	Annie Luhrs, Illinois vs. Southern California, NSF	Dec. 15, 2011
65	Kendall Bateman, Southern California vs. Illinois, NSF	Dec. 15, 2011
65	Alisha Glass, Penn St. vs. Stanford, CH	Dec. 15, 2007
63	Bonnie Bremner, Penn St. vs. Pacific, NSF	Dec. 16, 1999
62	Bryn Kehoe, Stanford vs. Penn St., CH	Dec. 15, 2007
61	Sue Schelfhout, Texas vs. Stanford, NSF	Dec. 17, 1987
60	Alisha Glass, Penn St. vs. Nebraska, NSF	Dec. 18, 2008
58	Bonnie Bremner, Penn St. vs. Long Beach St., CH	Dec. 19, 1998
57	Cassidy Lichtman, Stanford vs. Texas, NSF	Dec. 18, 2008
57	Courtney Debolt, Michigan St. vs. Nebraska, NSF	Dec. 14, 1995
57	Salima Davidson, Penn St. vs. UCLA, NSF	Dec. 15, 1994
56	Taylor Carico, Southern California vs. Stanford, NSF	Dec. 13, 2007
55	Carrie Busch, Texas vs. Stanford, NSF	Dec. 14, 1995
53	Alisha Glass, Penn St. vs. Texas, CH	Dec. 19, 2009
52	Michelle Kocher, Texas vs. Stanford, NSF	Dec. 18, 2008
52	Greichaly Cepero, Nebraska vs. Wisconsin, CH	Dec. 16, 2000
51	Sydney Anderson, Nebraska vs. Penn St., NSF	Dec. 18, 2008
46	Lizzy Fitzgerald, Wisconsin vs. Nebraska, CH	Dec. 16, 2000
46	Deidra Dvorak, Stanford vs. UCLA, CH	Dec. 16, 1984
45	Lisa Sharpley, Stanford vs. Texas, NSF	Dec. 14, 1995

Service

SERVICE ACES, THREE-SET MATCH

No.	Player, Team vs. Opponent	Date
5	Natalie Williams, UCLA vs. LSU, NSF	Dec. 12, 1990
4	Bryn Kehoe, Stanford vs. Washington, NSF	Dec. 14, 2006
4	Brittany Hochevar, Long Beach St. vs. Stanford, CH	Dec. 15, 2001
4	Brittany Hochevar, Long Beach St. vs. Arizona, NSF	Dec. 13, 2001
4	Lindsay Kagawa, Stanford vs. Long Beach St., NSF	Dec. 16, 1999
4	Meg Fitzgerald, Florida vs. UCLA, NSF	Dec. 17, 1992
4	Joyce Kaapuni, Hawaii vs. UCLA, CH	Dec. 19, 1983
4	Leslie Devereaux, Southern California vs. San Diego St., NSF	Dec. 17, 1982
3	Kelly Reeves, UCLA vs. Florida St., NSF	Dec. 15, 2011
3	Ali Longo, Penn St. vs. California, CH	Dec. 18, 2010
3	Blair Brown, Penn St. vs. Texas, NSF	Dec. 16, 2010
3	Cynthia Barboza, Stanford vs. Washington, NSF	Dec. 14, 2006
3	Jennifer Saleaumua, Nebraska vs. Santa Clara, NSF	Dec. 15, 2005
3	Ashley Ivy, Stanford vs. Long Beach St., CH	Dec. 15, 2001
3	Ashley Ivy, Stanford vs. Nebraska, NSF	Dec. 15, 2001
3	Logan Tom, Stanford vs. Long Beach St., NSF	Dec. 16, 1999
3	Nalani Yamashita, Hawaii vs. Florida, NSF	Dec. 19, 1996
3	Angelica Ljungquist, Hawaii vs. Florida, NSF	Dec. 19, 1996
3	Barbara Ifejika, Stanford vs. Ohio St., NSF	Dec. 15, 1994
3	Janet Kruse, Nebraska vs. Pacific, NSF	Dec. 12, 1990
3	Toni Himmer, San Diego St. vs. Southern California, NSF	Dec. 17, 1982
3	Vicki Cantrell, San Diego St. vs. Southern California, NSF	Dec. 17, 1982
3	Toni Himmer, San Diego St. vs. Pacific, N3d	Dec. 20, 1981
2	40 times, most recent:	
	Robin Rostratter, California vs. Penn St., CH	Dec. 18, 2010

SERVICE ACES, FOUR-SET MATCH

No.	Player, Team vs. Opponent	Date
5	Therese Boyle, Pacific vs. UCLA, NSF	Dec. 20, 1985
4	Sarah Pavan, Nebraska vs. UCLA, NSF	Dec. 14, 2006
4	Keao Burdine, Southern California vs. Stanford, CH	Dec. 21, 2002
4	Logan Tom, Stanford vs. Southern California, CH	Dec. 21, 2002
4	Barbara Ifejika, Stanford vs. Long Beach St., NSF	Dec. 18, 1997
4	Eileen Shannon, Nebraska vs. UCLA, NSF	Dec. 14, 1989
4	Anna Vorwerk, Hawaii vs. Illinois, NSF	Dec. 15, 1988
4	Liz Hert, Pacific vs. UCLA, NSF	Dec. 20, 1985
3	Amber Kaufman, Hawaii vs. Penn St., NSF	Dec. 17, 2009
3	Rachel Schwartz, Nebraska vs. Stanford, CH	Dec. 16, 2006
3	Bryn Kehoe, Stanford vs. Nebraska, CH	Dec. 16, 2006
3	Kim Willoughby, Hawaii vs. Florida, NSF	Dec. 18, 2003
3	Veronica Lima, Hawaii vs. Nebraska, NSF	Dec. 14, 2000
3	Nikki Henk, Nebraska vs. Penn St., NSF	Dec. 17, 1998
3	Jaimi Gregory, Stanford vs. Long Beach St., NSF	Dec. 18, 1997
3	Kerri Walsh, Stanford vs. Nebraska, NSF	Dec. 19, 1996
3	Salima Davidson, Penn St. vs. BYU, NSF	Dec. 16, 1993

No.	Player, Team vs. Opponent	Date
3	Jenny Myszewski, Penn St. vs. BYU, NSF	Dec. 16, 1993
3	Elaina Oden, Pacific vs. Stanford, CH	Dec. 22, 1985
3	Tee Williams, Hawaii vs. Illinois, NSF	Dec. 15, 1988
3	Petra Laverman, Illinois vs. Hawaii, NSF	Dec. 15, 1988
3	Laurel Brassey, San Diego St. vs. UCLA, NSF	Dec. 18, 1981
2	44 players, most recent:	
2	Jackie Wolfe, Illinois vs. UCLA, CH	Dec. 17, 2011

SERVICE ACES, FIVE-SET MATCH

No.	Player, Team vs. Opponent	Date
5	Bryn Kehoe, Stanford vs. Penn St., CH	Dec. 15, 2007
5	Barbra Fontana, Stanford vs. Nebraska, NSF	Dec. 18, 1986
5	Deanna Boyette, Stanford vs. San Diego St., N3d	Dec. 19, 1982
4	Dawn Davenport, Texas vs. Stanford, NSF	Dec. 17, 1987
4	Toni Himmer, San Diego St. vs. Stanford, N3d	Dec. 19, 1982
4	Deidra Dvorak, Stanford vs. San Diego St., N3d	Dec. 19, 1982
4	Kris Pulaski, Hawaii vs. Stanford, NSF	Dec. 17, 1982
3	Nicole Fawcett, Penn St. vs. California, NSF	Dec. 13, 2007
3	Hana Cutura, California vs. Penn St., NSF	Dec. 13, 2007
3	Carrie Schonveld, Penn St. vs. Pacific, NSF	Dec. 16, 1999
3	Elsa Stegemann, Pacific vs. Penn St., NSF	Dec. 16, 1999
3	Lauren Cacciamani, Penn St. vs. Long Beach St., CH	Dec. 19, 1998
3	Cary Wendell, Stanford vs. Texas, NSF	Dec. 14, 1995
3	Natalie Williams, UCLA vs. Long Beach St., CH	Dec. 21, 1991
3	Laura Olesen, Stanford vs. Texas, NSF	Dec. 17, 1987
3	Barbra Fontana, Stanford vs. UCLA, CH	Dec. 16, 1984
3	Deidre Collins, Hawaii vs. Southern California, CH	Dec. 19, 1982
3	Janice Johnson, Southern California vs. Hawaii, CH	Dec. 19, 1982
3	Margaret Grant, Southern California vs. Hawaii, CH	Dec. 19, 1982
3	Susan Compton, Stanford vs. San Diego St., N3d	Dec. 19, 1982
3	Liz Masakayan, UCLA vs. Pacific, NSF	Dec. 17, 1983
3	Missy Yomes, Hawaii vs. Stanford, NSF	Dec. 17, 1982
3	Lisa Strand, Hawaii vs. Stanford, NSF	Dec. 17, 1982
3	Cammy Chalmers, UCLA vs. Southern California, CH	Dec. 20, 1981
2	53 times, most recent:	
2	Natalie Hagglund, Southern California vs. Illinois, NSF	Dec. 15, 2011

Defense

DIGS, THREE-SET MATCH

No.	Player, Team vs. Opponent	Date
23	Reydan Ahuna, Hawaii vs. Illinois, NSF	Dec. 17, 1987
21	Heather Kisner, Texas vs. Minnesota, NSF	Dec. 17, 2009
21	Logan Tom, Stanford vs. Hawaii, NSF	Dec. 19, 2002
20	Tamari Miyashiro, Washington vs. Stanford, NSF	Dec. 14, 2006
20	Lindsay Anderson, Penn St. vs. Florida, NSF	Dec. 18, 1997
20	Dawn Davenport, Texas vs. UCLA, NSF	Dec. 15, 1988
20	Dorothy Hert, Pacific vs. Texas, NSF	Dec. 18, 1986
18	Roberta Holehouse, Penn St. vs. Stanford, CH	Dec. 20, 2008
18	Nicole Davis, Southern California vs. Minnesota, NSF	Dec. 18, 2003
18	Kim Oden, Stanford vs. Pacific, NSF	Dec. 14, 1984
17	Lainey Gera, UCLA vs. Florida St., NSF	Dec. 15, 2011
17	Melissa Villaroman, Hawaii vs. Stanford, NSF	Dec. 19, 2002
17	Jenni Keene, Florida vs. Penn St., NSF	Dec. 18, 1997
17	Jenny Manz, Florida vs. Penn St., NSF	Dec. 18, 1997
17	Natalie Williams, UCLA vs. Florida, NSF	Dec. 17, 1992
17	Carolyn Taeatafa, Hawaii vs. Texas, CH	Dec. 17, 1988
17	Wendi Rush, Stanford vs. Pacific, NSF	Dec. 14, 1984
17	Kris Pulaski, Hawaii vs. Stanford, NSF	Dec. 17, 1983
16	Visnja Djurdjevic, Florida St. vs. UCLA, NSF	Dec. 15, 2011
16	Katie Mosher, Florida St. vs. UCLA, NSF	Dec. 15, 2011
16	Robin Rostratter, California vs. Penn St., CH	Dec. 18, 2010
16	Carli Lloyd, California vs. Southern California, NSF	Dec. 16, 2010
16	Gabi Ailes, Stanford vs. Penn St., CH	Dec. 20, 2008
16	Candace Lee, Washington vs. Tennessee, NSF	Dec. 15, 2005
16	Jenny Wood, Florida vs. Hawaii, NSF	Dec. 19, 1996
16	Carrie Leonard, Ohio St. vs. Stanford, NSF	Dec. 15, 1994
16	Katie Salen, Texas vs. Hawaii, CH	Dec. 17, 1988
16	Joyce Kaapuni, Hawaii vs. UCLA, CH	Dec. 19, 1983
15	Cynthia Barboza, Stanford vs. Penn St., CH	Dec. 20, 2008
15	Amy Morris, Tennessee vs. Washington, NSF	Dec. 15, 2005
15	Paula Gentil, Minnesota vs. Stanford, CH	Dec. 18, 2004
15	Logan Tom, Stanford vs. Penn St., CH	Dec. 18, 1999
15	Misty May, Long Beach St. vs. Florida, NSF	Dec. 17, 1998
15	Angelica Ljungquist, Hawaii vs. Florida, NSF	Dec. 19, 1996
15	Julie Bremner, UCLA vs. Florida, NSF	Dec. 17, 1992
15	Vikki Simonis, Pacific vs. UCLA, CH	Dec. 14, 1990
15	Dawn Davenport, Texas vs. UCLA, NSF	Dec. 15, 1988
15	Sue Schelfhout, UCLA vs. Texas, NSF	Dec. 15, 1988
15	Mary Eggers, Illinois vs. Hawaii, NSF	Dec. 17, 1987

No.	Player, Team vs. Opponent	Date
15	Lori Endicott, Nebraska vs. Pacific, CH	Dec. 20, 1986
15	Marcie Wurts, Hawaii vs. Stanford, NSF	Dec. 17, 1983

DIGS, FOUR-SET MATCH

No.	Player, Team vs. Opponent	Date
34	Candace Lee, Washington vs. Stanford, NSF	Dec. 16, 2004
33	Paula Gentil, Minnesota vs. Southern California, NSF	Dec. 16, 2004
29	Dani Busboom, Stanford vs. UCLA, NSF	Dec. 14, 2006
29	Teresa Smith, Stanford vs. Hawaii, CH	Dec. 19, 1987
28	Debra Seilhamer, Southern California vs. Minnesota, NSF	Dec. 16, 2004
26	Jennifer Beltran, Illinois vs. UCLA, CH	Dec. 17, 2011
26	Keao Burdine, Southern California vs. Minnesota, NSF	Dec. 16, 2004
25	Jordan Larson, Stanford vs. UCLA, NSF	Dec. 14, 2006
24	Julie Bremner, UCLA vs. Stanford, CH	Dec. 19, 1992
24	Liz Masakayan, UCLA vs. Pacific, NSF	Dec. 20, 1985
22	Kristin Richards, Stanford vs. Washington, NSF	Dec. 16, 2004
22	Sanja Tomasevic, Washington vs. Stanford, NSF	Dec. 16, 2004
22	Allison Weston, Nebraska vs. Texas, CH	Dec. 16, 1995
21	Dani Busboom, Nebraska vs. Stanford, CH	Dec. 16, 2006
21	Courtney Schultz, Stanford vs. Washington, NSF	Dec. 16, 2004
21	Ogonna Nnamani, Stanford vs. Washington, NSF	Dec. 16, 2004
21	Lindsay Anderson, Penn St. vs. Nebraska, NSF	Dec. 17, 1998
21	Kate Crnich, Nebraska vs. Texas, CH	Dec. 16, 1995
21	Lisa Sharpley, Stanford vs. UCLA, CH	Dec. 17, 1994
21	Anna Vorwerk, Hawaii vs. Illinois, NSF	Dec. 15, 1988
20	Jessica Fishburn, Stanford vs. Nebraska, CH	Dec. 16, 2006
20	Jane Collymore, Florida vs. Hawaii, NSF	Dec. 18, 2003
20	Carrie Schonveld, Penn St. vs. Nebraska, NSF	Dec. 17, 1998
20	Lisa Sharpley, Stanford vs. Long Beach St., NSF	Dec. 18, 1997
20	Val Sterk, Michigan St. vs. Nebraska, NSF	Dec. 14, 1995
20	Annett Buckner, UCLA vs. Stanford, CH	Dec. 17, 1994
20	Zeynep Ton, Penn St. vs. BYU, NSF	Dec. 16, 1993
20	Nichelle Burton, Long Beach St. vs. Stanford, NSF	Dec. 17, 1992
20	Luciana Reyes, LSU vs. Long Beach St., NSF	Dec. 12, 1991
20	Amy Hais, Stanford vs. Pacific, CH	Dec. 22, 1985

DIGS, FIVE-SET MATCH

No.	Player, Team vs. Opponent	Date
34	Alli Hillgren, Southern California vs. Stanford, NSF	Dec. 13, 2007
33	Diane Copenhagen, Southern California vs. Stanford, NSF	Dec. 13, 2007
32	Jennifer Beltran, Illinois vs. Southern California, NSF	Dec. 15, 2011
31	Natalie Hagglund, Southern California vs. Illinois, NSF	Dec. 15, 2011
30	Alix Klineman, Stanford vs. Southern California, NSF	Dec. 13, 2007
30	Lisa Sharpley, Stanford vs. Penn St., CH	Dec. 20, 1997
30	Kerri Walsh, Stanford vs. Penn St., CH	Dec. 20, 1997
30	Patty Orozco, UCLA vs. Pacific, NSF	Dec. 17, 1983
28	Wendi Rush, Stanford vs. Texas, NSF	Dec. 17, 1987
26	Heather Kisner, Texas vs. Penn St., CH	Dec. 19, 2009
25	Gabi Ailes, Stanford vs. Southern California, NSF	Dec. 13, 2007
25	Anja Grabovac, Long Beach St. vs. Penn St., CH	Dec. 19, 1998
25	Terri Zemaits, Penn St. vs. Stanford, CH	Dec. 20, 1997
24	Laura Cook, Penn St. vs. UCLA, NSF	Dec. 15, 1994
24	Liz Masakayan, UCLA vs. Stanford, CH	Dec. 16, 1984
24	Therese Boyle, Pacific vs. UCLA, NSF	Dec. 17, 1983
22	Michelle Bartsch, Illinois vs. Southern California, NSF	Dec. 15, 2011
22	Colleen Ward, Illinois vs. Southern California, NSF	Dec. 15, 2011
22	Alyssa D'Errico, Penn St. vs. Texas, CH	Dec. 19, 2009
22	Roberta Holehouse, Penn St. vs. Nebraska, NSF	Dec. 18, 2008
22	Carrie Schonveld, Penn St. vs. Stanford, CH	Dec. 20, 1997
21	Destinee Hooker, Texas vs. Stanford, NSF	Dec. 18, 2008
21	Heather Kisner, Texas vs. Stanford, NSF	Dec. 18, 2008
21	Kristin Folk, Stanford vs. Texas, NSF	Dec. 14, 1995
20	Katie McGarrey, UCLA vs. Stanford, CH	Dec. 16, 1984
20	Susan Compton, Stanford vs. UCLA, CH	Dec. 16, 1984
20	Liz Masakayan, UCLA vs. Pacific, NSF	Dec. 17, 1983
19	Jen Reimers, Penn St. vs. UCLA, NSF	Dec. 15, 1994
19	Julie Maginot, Pacific vs. UCLA, NSF	Dec. 17, 1983
18	Sara Shaw, Southern California vs. Illinois, NSF	Dec. 15, 2011
18	Gabi Ailes, Stanford vs. Texas, NSF	Dec. 18, 2008
18	Jordan Larson, Nebraska vs. Penn St., NSF	Dec. 18, 2008
18	Leilani Schlottfeldt, Penn St. vs. Pacific, NSF	Dec. 16, 1999
18	Kristin Folk, Stanford vs. Penn St., CH	Dec. 20, 1997
18	Sue Schelfhout, Stanford vs. Texas, NSF	Dec. 17, 1987
18	Michelle Boyette, UCLA vs. Stanford, CH	Dec. 16, 1984

YEAR RECORDS

(min. two matches played)

Attack**KILLS (1981-2000)**

Player, Team	Year	Sets	Kills
Danielle Scott, Long Beach St.	1991	9	55
Tracy Clark, Southern California	1982	8	55
Lauren Cacciamani, Penn St.	1998	9	53
Natalie Williams, UCLA	1992	7	52
Kim Oden, Stanford	1982	10	52
Liz Masakayan, UCLA	1985	9	51
Vicki Cantrell, San Diego St.	1982	8	51
Natalie Williams, UCLA	1991	8	50
Deidre Collins, Hawaii	1982	10	50
Allison Weston, Nebraska	1995	9	48
Tee Williams, Hawaii	1988	7	48
Jen Reimers, Penn St.	1993	8	47
Lauren Cacciamani, Penn St.	1999	8	46
Elaine Youngs, UCLA	1992	7	46
Dana Smith, Southern California	1982	8	46
Dana Smith, Southern California	1981	10	46
Demetria Sance, Texas	1995	9	45
Antoinette White, Long Beach St.	1991	9	45
Tee Williams, Hawaii	1987	7	45
Kori Pulaski, Hawaii	1982	10	45
Billie Winsett, Nebraska	1995	9	44
Elaina Oden, Pacific	1985	8	44
Bev Oden, Stanford	1992	8	42
Kim Oden, Stanford	1985	8	42
Jenny Johnson, UCLA	1994	9	41
Liz Masakayan, UCLA	1984	8	41
Sherisa Livingston, Wisconsin	2000	8	40
Kristin Folkl, Stanford	1994	7	40
Terri Zemaitis, Penn St.	1997	8	39
Danielle Scott, Long Beach St.	1993	7	38
Tara Cross, Long Beach St.	1989	7	38
Patty Orozco, UCLA	1983	8	38

KILLS WITH 30-POINT SCORING FORMAT (2001-07)

Player, Team	Year	Sets	Kills
Ogonna Nnamani, Stanford	2004	7	62
Logan Tom, Stanford	2001	6	47
Foluke Akinradewo, Stanford	2007	10	44
Sarah Pavan, Nebraska	2006	8	44
Tayyiba Haneef, Long Beach St.	2001	6	39
Megan Hodge, Penn St.	2007	8	37
Aury Cruz, Florida	2003	8	37
Keao Burdine, Southern California	2003	7	36
Ogonna Nnamani, Stanford	2002	7	34
Cynthia Barboza, Stanford	2007	10	33
Christal Morrison, Washington	2005	6	33
Alix Klineman, Stanford	2007	10	32
Ogonna Nnamani, Stanford	2001	6	32
Erin Martin, Minnesota	2004	7	31
Keao Burdine, Southern California	2002	8	31
Foluke Akinradewo, Stanford	2006	7	30
Jane Collymore, Florida	2003	8	30
Nicole Fawcett, Penn St.	2007	8	29
Logan Tom, Stanford	2002	7	29
April Ross, Southern California	2002	8	28
Erin Waller, Stanford	2006	7	27
Tracy Stalls, Nebraska	2006	8	27
Sarah Pavan, Nebraska	2005	6	27
Jacque Robinson, Florida	2003	8	27
Brie Hagerty, Washington	2005	6	26
Trisha Bratford, Minnesota	2004	7	26
Bibiana Candelas, Southern California	2003	7	26
Jordan Larson, Nebraska	2006	8	25
April Ross, Southern California	2003	7	25
Dani Mancuso, Nebraska	2006	8	24
Sanja Tomasevic, Washington	2005	6	24

KILLS WITH 25-POINT SCORING FORMAT (2008-PRESENT)

Player, Team	Year	Sets	Kills
Destinee Hooker, Texas	2009	8	51
Michelle Bartsch, Illinois	2011	9	44
Colleen Ward, Illinois	2011	9	44

Player, Team	Year	Sets	Kills
Rachael Kidder, UCLA	2011	7	41
Tarah Murrey, California	2010	6	39
Megan Hodge, Penn St.	2008	8	39
Alix Klineman, Stanford	2008	8	35
Nicole Fawcett, Penn St.	2008	8	34
Megan Hodge, Penn St.	2009	9	33
Blair Brown, Penn St.	2010	6	30
Cynthia Barboza, Stanford	2008	8	30
Deja McClendon, Penn St.	2010	6	27
Tabi Love, UCLA	2011	7	26
Foluke Akinradewo, Stanford	2008	8	25
Blair Brown, Penn St.	2009	9	23
Adrienne Gehan, California	2010	6	21
Darcy Dorton, Penn St.	2009	9	21
Juliani Faucette, Texas	2009	8	20
Arielle Wilson, Penn St.	2009	9	20

KILLS PER SET (1981-2000)

Player, Team	Year	Sets	Kills	Avg.
Natalie Williams, UCLA	1992	7	52	7.43
Tracy Clark, Southern California	1982	8	55	6.88
Tee Williams, Hawaii	1988	7	48	6.86
Elaine Youngs, UCLA	1992	7	46	6.57
Tee Williams, Hawaii	1987	7	45	6.43
Vicki Cantrell, San Diego St.	1982	8	51	6.38
Natalie Williams, UCLA	1991	8	50	6.25
Danielle Scott, Long Beach St.	1991	9	55	6.11
Lauren Cacciamani, Penn St.	1998	9	53	5.89
Jen Reimers, Penn St.	1993	8	47	5.88
Lauren Cacciamani, Penn St.	1999	8	46	5.75
Dana Smith, Southern California	1982	8	46	5.75
Kristin Folkl, Stanford	1994	7	40	5.71
Logan Tom, Stanford	1999	6	34	5.67
Liz Masakayan, UCLA	1985	9	51	5.67
Elaina Oden, Pacific	1986	6	33	5.50
Elaina Oden, Pacific	1985	8	44	5.50
Danielle Scott, Long Beach St.	1993	7	38	5.43
Tara Cross, Long Beach St.	1989	7	38	5.43
Allison Weston, Nebraska	1995	9	48	5.33
Bev Oden, Stanford	1992	8	42	5.25
Kim Oden, Stanford	1985	8	42	5.25
Kim Oden, Stanford	1982	10	52	5.20
Deitre Collins, Hawaii	1983	6	31	5.17
Kerri Walsh, Stanford	1996	7	36	5.14
Liz Masakayan, UCLA	1984	8	41	5.13
Sherisa Livingston, Wisconsin	2000	8	40	5.00
Nichelle Burton, Long Beach St.	1993	7	35	5.00
Demetria Sance, Texas	1995	9	45	5.00
Antoinette White, Long Beach St.	1991	9	45	5.00
Deidre Collins, Hawaii	1982	10	50	5.00

KILLS PER SET WITH 30-POINT SCORING FORMAT (2001-07)

Player, Team	Year	Sets	Kills	Avg.
Ogonna Nnamani, Stanford	2004	7	62	8.86
Logan Tom, Stanford	2001	6	47	7.83
Tayyiba Haneef, Long Beach St.	2001	6	39	6.50
Sarah Pavan, Nebraska	2006	8	44	5.50
Christal Morrison, Washington	2005	6	33	5.50
Ogonna Nnamani, Stanford	2001	6	32	5.33
Keao Burdine, Southern California	2003	7	36	5.14
Ogonna Nnamani, Stanford	2002	7	34	4.86
Megan Hodge, Penn St.	2007	8	37	4.63
Aury Cruz, Florida	2003	8	37	4.63
Sarah Pavan, Nebraska	2005	6	27	4.50
Erin Martin, Minnesota	2004	7	31	4.43
Foluke Akinradewo, Stanford	2007	10	44	4.40
Brie Hagerty, Washington	2005	6	26	4.33
Foluke Akinradewo, Stanford	2006	7	30	4.29
Logan Tom, Stanford	2002	7	29	4.14
Sanja Tomasevic, Washington	2005	6	24	4.00
Keao Burdine, Southern California	2002	8	31	3.88
Erin Waller, Stanford	2006	7	27	3.86
Jane Collymore, Florida	2003	8	30	3.75
Trisha Bratford, Minnesota	2004	7	26	3.71
Bibiana Candelas, Southern California	2003	7	26	3.71
Nicole Fawcett, Penn St.	2007	8	29	3.63
April Ross, Southern California	2002	8	28	3.50
Tracy Stalls, Nebraska	2006	8	27	3.38
Jacque Robinson, Florida	2003	8	27	3.38
Chris Houghttelling, Nebraska	2005	6	20	3.33

Player, Team	Year	Sets	Kills	Avg.
Melissa Elmer, Nebraska	2005	6	20	3.33
Cynthia Barboza, Stanford	2007	10	33	3.30
Kristin Richards, Stanford	2006	7	23	3.29

KILLS PER SET WITH 25-POINT SCORING FORMAT (2008-PRESENT)

Player, Team	Year	Sets	Kills	Avg.
Tarah Murrey, California	2010	6	39	6.50
Destinee Hooker, Texas	2009	8	51	6.38
Rachael Kidder, UCLA	2011	7	41	5.86
Blair Brown, Penn St.	2010	6	30	5.00
Michelle Bartsch, Illinois	2011	9	44	4.89
Colleen Ward, Illinois	2011	9	44	4.89
Megan Hodge, Penn St.	2008	8	39	4.88
Deja McClendon, Penn St.	2010	6	27	4.50
Alix Klineman, Stanford	2008	8	35	4.38
Nicole Fawcett, Penn St.	2008	8	34	4.25
Cynthia Barboza, Stanford	2008	8	30	3.75
Tabi Love, UCLA	2011	7	26	3.71
Megan Hodge, Penn St.	2009	9	33	3.67
Adrienne Gehan, California	2010	6	21	3.50
Foluke Akinradewo, Stanford	2008	8	25	3.13
Arielle Wilson, Penn St.	2010	6	18	3.00
Ariel Scott, Penn St.	2010	6	17	2.83
Blair Brown, Penn St.	2009	9	23	2.56
Juliann Faucette, Texas	2009	8	20	2.50
Darcy Dorton, Penn St.	2009	9	21	2.33
Arielle Wilson, Penn St.	2009	9	20	2.22

TOTAL ATTEMPTS (1981-2000)

Player, Team	Year	Sets	TA
Kim Oden, Stanford	1982	10	149
Vicki Cantrell, San Diego St.	1982	8	130
Demetria Sance, Texas	1995	9	127
Kristin Folkl, Stanford	1997	9	125
Tracy Clark, Southern California	1982	8	125
Kori Pulaski, Hawaii	1982	10	123
Dana Smith, Southern California	1981	10	120
Jenny Maastricht, Wisconsin	2000	8	118
Annett Buckner, UCLA	1994	9	118
Jen Reimers, Penn St.	1993	8	118
Lauren Cacciamani, Penn St.	1998	9	115
Antoinette White, Long Beach St.	1991	9	113
Allison Weston, Nebraska	1995	9	109
Billie Winsett, Nebraska	1995	9	106
Deidre Collins, Hawaii	1982	10	106
Tee Williams, Hawaii	1988	7	105
Liz Masakayan, UCLA	1985	9	105
Dana Smith, Southern California	1982	8	104
Elaina Oden, Pacific	1985	8	103
Danielle Scott, Long Beach St.	1991	9	101
Lauren Cacciamani, Penn St.	1999	8	100
Sherisa Livingston, Wisconsin	2000	8	98
Angie Breitenfeld, Texas	1995	9	98
Jenny Johnson, UCLA	1994	9	98
Natalie Williams, UCLA	1992	7	98
Diana Jessie, Hawaii	1987	7	98
Nancy Reno, Stanford	1987	9	96
Natalie Williams, UCLA	1991	8	95
Carrie Schonveld, Penn St.	1998	9	93
Christy Cochran, Penn St.	1997	8	93
Kristin Folkl, Stanford	1994	7	93
Tee Williams, Hawaii	1987	7	93
Deanna Boyette, Stanford	1982	10	93

TOTAL ATTEMPTS WITH 30-POINT SCORING FORMAT (2001-07)

Player, Team	Year	Sets	TA
Ogonna Nnamani, Stanford	2004	7	126
Aury Cruz, Florida	2003	8	116
Alix Klineman, Stanford	2007	10	103
Sarah Pavan, Nebraska	2006	8	103
Logan Tom, Stanford	2001	6	102
Megan Hodge, Penn St.	2007	8	97
Cynthia Barboza, Stanford	2007	10	95
Jordan Larson, Nebraska	2006	8	95
Erin Martin, Minnesota	2004	7	93
Jane Collymore, Florida	2003	8	91
Logan Tom, Stanford	2002	7	87
Foluke Akinradewo, Stanford	2007	10	84
Christal Morrison, Washington	2005	6	84
Keao Burdine, Southern California	2003	7	81

Player, Team	Year	Sets	TA
April Ross, Southern California	2003	7	78
Keao Burdine, Southern California	2002	8	77
April Ross, Southern California	2002	8	77
Cynthia Barboza, Stanford	2006	7	72
Ogonna Nnamani, Stanford	2002	7	72
Tayyiba Haneef, Long Beach St.	2001	6	71
Trisha Bratford, Minnesota	2004	7	70
Dani Mancuso, Nebraska	2006	8	68
Foluke Akinradewo, Stanford	2006	7	66
Sanja Tomasevic, Washington	2005	6	65
Nicole Fawcett, Penn St.	2007	8	64
Meredith Nelson, Minnesota	2004	7	63
Ogonna Nnamani, Stanford	2001	6	62
Brie Hagerty, Washington	2005	6	61
Chris Houghtelling, Nebraska	2005	6	59
Jacque Robinson, Florida	2003	8	59

TOTAL ATTEMPTS WITH 25-POINT SCORING FORMAT (2008-PRESENT)

Player, Team	Year	Sets	TA
Megan Hodge, Penn St.	2009	9	128
Michelle Bartsch, Illinois	2011	9	122
Colleen Ward, Illinois	2011	9	118
Destinee Hooker, Texas	2009	8	114
Rachael Kidder, UCLA	2011	7	110
Tarah Murrey, California	2010	6	102
Alix Klineman, Stanford	2008	8	99
Cynthia Barboza, Stanford	2008	8	98
Megan Hodge, Penn St.	2008	8	91
Nicole Fawcett, Penn St.	2008	8	90
Blair Brown, Penn St.	2010	6	72
Tabi Love, UCLA	2011	7	70
Blair Brown, Penn St.	2009	9	65
Liz McMahon, Illinois	2011	9	56
Deja McClendon, Penn St.	2010	6	55
Darcy Dorton, Penn St.	2009	9	51
Foluke Akinradewo, Stanford	2008	8	51
Juliann Faucette, Texas	2009	8	50
Arielle Wilson, Penn St.	2009	9	49
Adrienne Gehan, California	2010	6	46
Ariel Scott, Penn St.	2010	6	44
Ashley Engle, Texas	2009	8	43
Erin Johnson, Illinois	2011	9	42
Kelly Reeves, UCLA	2011	7	41

TOTAL ATTEMPTS PER SET (1981-2000)

Player, Team	Year	Sets	TA	Avg.
Vicki Cantrell, San Diego St.	1982	8	130	16.25
Tracy Clark, Southern California	1982	8	125	15.63
Tee Williams, Hawaii	1988	7	105	15.00
Kim Oden, Stanford	1982	10	149	14.90
Jenny Maastricht, Wisconsin	2000	8	118	14.75
Jen Reimers, Penn St.	1993	8	118	14.75
Demetria Sance, Texas	1995	9	127	14.11
Natalie Williams, UCLA	1992	7	98	14.00
Diana Jessie, Hawaii	1987	7	98	14.00
Kristin Folkl, Stanford	1997	9	125	13.89
Kristin Folkl, Stanford	1994	7	93	13.29
Tee Williams, Hawaii	1987	7	93	13.29
Annett Buckner, UCLA	1994	9	118	13.11
Dawn Davenport, Texas	1988	6	78	13.00
Dana Smith, Southern California	1982	8	104	13.00
Elaina Oden, Pacific	1985	8	103	12.88
Lauren Cacciamani, Penn St.	1998	9	115	12.78
Antoinette White, Long Beach St.	1991	9	113	12.56
Lauren Cacciamani, Penn St.	1999	8	100	12.50
Kori Pulaski, Hawaii	1982	10	123	12.30
Sherisa Livingston, Wisconsin	2000	8	98	12.25
Carolyn Taeatafa, Hawaii	1988	7	85	12.14
Allison Weston, Nebraska	1995	9	109	12.11
Dana Smith, Southern California	1981	10	120	12.00
Natalie Williams, UCLA	1991	8	95	11.88
Billie Winsett, Nebraska	1995	9	106	11.78
Marnie Triefenbach, Stanford	1994	7	82	11.71
Logan Tom, Stanford	1999	6	70	11.67
Dagmara Szyszczak, Texas	1988	6	70	11.67
Liz Masakayan, UCLA	1985	9	105	11.67

TOTAL ATTEMPTS PER SET WITH 30-POINT SCORING FORMAT (2001-07)

Player, Team	Year	Sets	TA	Avg.
Ogonna Nnamani, Stanford	2004	7	126	18.00

Player, Team	Year	Sets	TA	Avg.
Logan Tom, Stanford	2001	6	102	17.00
Aury Cruz, Florida	2003	8	116	14.50
Christal Morrison, Washington	2005	6	84	14.00
Erin Martin, Minnesota	2004	7	93	13.29
Sarah Pavan, Nebraska	2006	8	103	12.88
Logan Tom, Stanford	2002	7	87	12.43
Megan Hodge, Penn St.	2007	8	97	12.13
Jordan Larson, Nebraska	2006	8	95	11.88
Tayyiba Haneef, Long Beach St.	2001	6	71	11.83
Keao Burdine, Southern California	2003	7	81	11.57
Jane Collymore, Florida	2003	8	91	11.38
April Ross, Southern California	2003	7	78	11.14
Sanja Tomasevic, Washington	2005	6	65	10.83
Ogonna Nnamani, Stanford	2001	6	62	10.33
Alix Klineman, Stanford	2007	10	103	10.30
Cynthia Barboza, Stanford	2006	7	72	10.29
Ogonna Nnamani, Stanford	2002	7	72	10.29
Brie Hagerty, Washington	2005	6	61	10.17
Trisha Bratford, Minnesota	2004	7	70	10.00
Chris Houghtelling, Nebraska	2005	6	59	9.83
Keao Burdine, Southern California	2002	8	77	9.63
April Ross, Southern California	2002	8	77	9.63
Cynthia Barboza, Stanford	2007	10	95	9.50
Foluke Akinradewo, Stanford	2006	7	66	9.43
Meredith Nelson, Minnesota	2004	7	63	9.00
Dani Mancuso, Nebraska	2006	8	68	8.50
Foluke Akinradewo, Stanford	2007	10	84	8.40
Sarah Pavan, Nebraska	2005	6	50	8.33
Kristin Richards, Stanford	2006	7	58	8.29
Kristin Richards, Stanford	2004	7	58	8.29

TOTAL ATTEMPTS PER SET WITH 25-POINT SCORING FORMAT (2008-PRESENT)

Player, Team	Year	Sets	TA	Avg.
Tarah Murrey, California	2010	6	102	17.00
Rachael Kidder, UCLA	2011	7	110	15.71
Destinee Hooker, Texas	2009	8	114	14.25
Megan Hodge, Penn St.	2009	9	128	14.22
Michelle Bartsch, Illinois	2011	9	122	13.56
Colleen Ward, Illinois	2011	9	118	13.11
Alix Klineman, Stanford	2008	8	99	12.38
Cynthia Barboza, Stanford	2008	8	98	12.25
Blair Brown, Penn St.	2010	6	72	12.00
Megan Hodge, Penn St.	2008	8	91	11.38
Nicole Fawcett, Penn St.	2008	8	90	11.25
Tabi Love, UCLA	2011	7	70	10.00
Deja McClendon, Penn St.	2010	6	55	9.17
Adrienne Gehan, California	2010	6	46	7.67
Ariel Scott, Penn St.	2010	6	44	7.33
Blair Brown, Penn St.	2009	9	65	7.22
Foluke Akinradewo, Stanford	2008	8	51	6.38
Juliann Faucette, Texas	2009	8	50	6.25
Liz McMahon, Illinois	2011	9	56	6.22
Arielle Wilson, Penn St.	2010	6	36	6.00
Kelly Reeves, UCLA	2011	7	41	5.86
Darcy Dorton, Penn St.	2009	9	51	5.67
Arielle Wilson, Penn St.	2009	9	49	5.44
Ashley Engle, Texas	2009	8	43	5.38

HITTING PERCENTAGE (1981-2000) (Minimum 3 attempts per set through 1999 season; minimum 4 attempts per set in 2000)

Player, Team	Year	Sets	K-E/TA	Pct.
Elaina Oden, Pacific	1986	6	33-3/49	.612
Teri McGrath, Pacific	1985	8	30-3/54	.500
Stacie Nichols, Texas	1988	6	23-3/41	.488
Joyce Kaapuni, Hawaii	1983	6	17-1/34	.471
Kerri Walsh, Stanford	1996	7	36-6/66	.455
Michelle Boyette, UCLA	1984	8	15-2/29	.448
Misty May, Long Beach St.	1998	8	20-3/38	.447
Lisa Hudak, UCLA	1990	6	12-1/25	.440
Kim Oden, Stanford	1985	8	42-4/87	.437
Krissy Fifer, Pacific	1990	7	34-7/62	.435
Elaine Youngs, UCLA	1992	7	46-12/80	.425
Deidra Dvorak, Stanford	1982	10	25-4/50	.420
Leslie Brewer, UCLA	1984	8	16-2/34	.412
Bobbi Broer, Stanford	1984	8	25-5/56	.411
Paula McNamee, Stanford	1997	9	33-6/66	.409
Natalie Williams, UCLA	1992	7	52-12/98	.408
Natalie Williams, UCLA	1991	8	50-12/95	.400
Tara Cross, Long Beach St.	1989	7	38-8/75	.400
Veronica Walls, Long Beach St.	1998	8	23-6/43	.395

Player, Team	Year	Sets	K-E/TA	Pct.
Jenny Chaffee, Stanford	1987	8	18-2/41	.390
Carla Baker, Nebraska	1989	6	9-2/18	.389
Jill Gremmel, Texas	1988	6	8-1/18	.389
Elaina Oden, Pacific	1985	8	44-4/103	.388
Kathy Herse, UCLA	1981	9	16-4/31	.387
Cecelia Goods, Hawaii	1996	6	21-6/39	.385
Lauren Cacciamani, Penn St.	1998	9	53-9/115	.383
Jessica Alvarado, Long Beach St.	1998	8	29-7/58	.379
Marissa Hatchett, UCLA	1990	6	26-7/51	.373
Tee Williams, Hawaii	1987	7	45-11/93	.366
Kim Ruddins, Southern California	1982	8	12-3/25	.360

HITTING PERCENTAGE WITH 30-POINT SCORING FORMAT (2001-07) (Minimum 4 attempts per set)

Player, Team	Year	Sets	K-E/TA	Pct.
Darla Myhre, Washington	2005	6	13-0/25	.520
Emily Adams, Southern California	2002	8	23-3/41	.488
Jennifer Saleaumua, Nebraska	2005	6	19-2/35	.486
Foluke Akinradewo, Stanford	2007	10	44-4/84	.476
Tayyiba Haneef, Long Beach St.	2001	6	39-6/71	.465
Sarah Pavan, Nebraska	2005	6	27-4/50	.460
Christa Harmotto, Penn St.	2007	8	21-4/37	.459
Ogonna Nnamani, Stanford	2004	7	62-9/126	.421
Bibiana Candelas, Southern California	2003	7	26-5/50	.420
Ogonna Nnamani, Stanford	2002	7	34-6/72	.389
Erin Waller, Stanford	2006	7	27-8/51	.373
Ogonna Nnamani, Stanford	2001	6	32-9/62	.371
Lindsey Taatjes, Minnesota	2004	7	14-3/30	.367
Sherri Williams, Florida	2003	8	23-7/45	.356
Foluke Akinradewo, Stanford	2006	7	30-7/66	.348
Alesha Deesing, Washington	2005	6	12-3/26	.346
Sara McGee, Stanford	2002	7	21-7/41	.341
Tracy Stalls, Nebraska	2006	8	27-10/50	.340
Melissa Elmer, Nebraska	2005	6	20-7/40	.325
Jacque Robinson, Florida	2003	8	27-8/59	.322
Logan Tom, Stanford	2001	6	47-15/102	.314
Nicole Fawcett, Penn St.	2007	8	32-12/64	.313
Keao Burdine, Southern California	2003	7	36-11/81	.309
Sarah Pavan, Nebraska	2006	8	44-14/103	.291
Franci Girard, Stanford	2007	10	22-8/49	.286
Franci Girard, Stanford	2004	7	11-3/28	.286
Christal Morrison, Washington	2005	6	33-10/84	.274
Keao Burdine, Southern California	2002	8	31-10/77	.273
Meredith Nelson, Minnesota	2004	7	22-6/63	.254
Megan Hodge, Penn St.	2007	8	37-13/97	.247

HITTING PERCENTAGE WITH 25-POINT SCORING FORMAT (2008-PRESENT) (Minimum 4 attempts per set in 2008; 3.33 attempts per set in 2009-11)

Player, Team	Year	Sets	K-E/TA	Pct.
Arielle Wilson, Penn St.	2010	6	18-3/36	.417
Foluke Akinradewo, Stanford	2008	8	25-5/51	.392
Deja McClendon, Penn St.	2010	6	27-6/55	.382
Megan Hodge, Penn St.	2008	8	39-7/91	.352
Ashley Engle, Texas	2009	8	18-3/43	.349
Adrienne Gehan, California	2010	6	21-5/46	.348
Arielle Wilson, Penn St.	2009	9	20-3/49	.347
Destinee Hooker, Texas	2009	8	51-14/114	.325
Shannon Hawari, California	2010	6	12-3/30	.300
Darcy Dorton, Penn St.	2009	9	21-6/51	.294
Michelle Bartsch, Illinois	2011	9	44-9/122	.287
Alix Klineman, Stanford	2008	8	35-7/99	.283
Blair Brown, Penn St.	2010	6	30-10/72	.278
Ariel Scott, Penn St.	2010	6	17-5/44	.273
Colleen Ward, Illinois	2011	9	44-12/118	.271
Tarah Murrey, California	2010	6	39-12/102	.265
Erin Johnson, Illinois	2011	9	17-6/42	.262
Erin Waller, Stanford	2008	8	12-3/35	.257
Blair Brown, Penn St.	2009	9	23-7/65	.246
Rachael Kidder, UCLA	2011	7	41-14/110	.245
Tabi Love, UCLA	2011	7	26-10/70	.229
Juliann Faucette, Texas	2009	8	20-9/50	.220

Setting

Assists not kept in championship box scores before 1984

ASSISTS (1984-2000)

Player, Team	Year	Sets	Assists
Christy Johnson, Nebraska	1995	9	159
Sabrina Hernandez, Long Beach St.	1991	9	142
Julie Bremner, UCLA	1992	7	130
Carrie Feldman, Stanford	1992	8	130
Bonnie Bremner, Penn St.	1997	8	126
Lisa Sharpley, Stanford	1997	9	124
Salima Davidson, Penn St.	1993	8	121
Liz Hert, Pacific	1985	8	119
Wendi Rush, Stanford	1987	9	118
Julie Bremner, UCLA	1991	8	115
Bonnie Bremner, Penn St.	1998	9	114
Wendi Rush, Stanford	1985	8	110
Sue Schelfhout, Texas	1988	6	109
Carrie Busch, Texas	1995	9	108
Kim Ruddins, Southern California	1985	9	108
Michelle Boyette, UCLA	1984	8	105
Greichaly Cepero, Nebraska	2000	9	104
Martina Cincero, Hawaii	1988	7	103
Misty May, Long Beach St.	1998	8	102
Joy McKenzie, Long Beach St.	1993	7	101
Bonnie Bremner, Penn St.	1999	8	100
Tisha Delaney, Nebraska	1986	7	99
Martina Cincero, Hawaii	1987	7	98
Liz Hert, Pacific	1986	6	97
Michelle Boyette, UCLA	1985	9	97
Lizzy Fitzgerald, Wisconsin	2000	8	92
Melanie Beckenhauer, Pacific	1990	7	90
Lindsay Kagawa, Stanford	1999	6	86
Lisa Sharpley, Stanford	1996	7	83
Holly McPeak, UCLA	1990	6	79

ASSISTS WITH 30-POINT SCORING FORMAT (2001-07)

Player, Team	Year	Sets	Assists
Bryn Kehoe, Stanford	2007	10	132
Lauren Moscovic, Florida	2003	8	112
Rachel Holloway, Nebraska	2006	8	110
Alisha Glass, Penn St.	2007	8	106
Bryn Kehoe, Stanford	2006	7	105
Bryn Kehoe, Stanford	2004	7	105
Robyn Lewis, Stanford	2001	6	97
Courtney Thompson, Washington	2005	6	95
Toni Anderson, Southern California	2003	7	95
Keri Nishimoto, Long Beach St.	2001	6	76
Anna Robinson, Stanford	2002	7	68
Toni Anderson, Southern California	2002	8	67
Kelly Bowman, Minnesota	2004	7	57
Tracy Lindquist, Southern California	2002	8	54
Lindsey Taatjes, Minnesota	2004	7	51

ASSISTS WITH 25-POINT SCORING FORMAT (2008-PRESENT)

Player, Team	Year	Sets	Assists
Annie Luhrs, Illinois	2011	9	113
Alisha Glass, Penn St.	2008	8	100
Lauren Van Orden, UCLA	2011	7	96
Alisha Glass, Penn St.	2009	9	94
Cassidy Lichtman, Stanford	2008	8	93
Kristin Carpenter, Penn St.	2010	6	84
Carli Lloyd, California	2010	6	72
Ashley Engle, Texas	2009	8	61
Michelle Kocher, Texas	2009	8	40

ASSISTS PER SET (1984-2000)

Player, Team	Year	Sets	Assists	Avg.
Julie Bremner, UCLA	1992	7	130	18.57
Sue Schelfhout, Texas	1988	6	109	18.17
Christy Johnson, Nebraska	1995	9	159	17.67
Carrie Feldman, Stanford	1992	8	130	16.25
Liz Hert, Pacific	1986	6	97	16.17
Bonnie Bremner, Penn St.	1997	8	126	15.75
Salima Davidson, Penn St.	1993	8	121	15.13
Liz Hert, Pacific	1985	8	119	14.88
Martina Cincero, Hawaii	1988	7	103	14.71
Joy McKenzie, Long Beach St.	1993	7	101	14.43
Julie Bremner, UCLA	1991	8	115	14.38

Player, Team	Year	Sets	Assists	Avg.
Lindsay Kagawa, Stanford	1999	6	86	14.33
Tisha Delaney, Nebraska	1986	7	99	14.14
Martina Cincero, Hawaii	1987	7	98	14.00
Lisa Sharpley, Stanford	1997	9	124	13.78
Wendi Rush, Stanford	1985	8	110	13.75
Holly McPeak, UCLA	1990	6	79	13.17
Michelle Boyette, UCLA	1984	8	105	13.13
Wendi Rush, Stanford	1987	9	118	13.11
Melanie Beckenhauer, Pacific	1990	7	90	12.86
Misty May, Long Beach St.	1998	8	102	12.75
Bonnie Bremner, Penn St.	1998	9	114	12.67
Bonnie Bremner, Penn St.	1999	8	100	12.50
Val Novak, Nebraska	1989	6	74	12.33
Robyn Ah Mow, Hawaii	1996	6	72	12.00
Carrie Busch, Texas	1995	9	108	12.00
Kim Ruddins, Southern California	1985	9	108	12.00
Lisa Sharpley, Stanford	1996	7	83	11.86
Greichaly Cepero, Nebraska	2000	9	104	11.56
Lizzy Fitzgerald, Wisconsin	2000	8	92	11.50

ASSISTS PER SET WITH 30-POINT SCORING FORMAT (2001-07)

Player, Team	Year	Sets	Assists	Avg.
Robyn Lewis, Stanford	2001	6	97	16.17
Courtney Thompson, Washington	2005	6	95	15.83
Sabrina Hernandez, Long Beach St.	1991	9	142	15.78
Bryn Kehoe, Stanford	2006	7	105	15.00
Bryn Kehoe, Stanford	2004	7	105	15.00
Lauren Moscovic, Florida	2003	8	112	14.00
Rachel Holloway, Nebraska	2006	8	110	13.75
Toni Anderson, Southern California	2003	7	95	13.57
Alisha Glass, Penn St.	2007	8	106	13.25
Bryn Kehoe, Stanford	2007	10	132	13.20
Keri Nishimoto, Long Beach St.	2001	6	76	12.67
Anna Robinson, Stanford	2002	7	68	9.71
Toni Anderson, Southern California	2002	8	67	8.38
Kelly Bowman, Minnesota	2004	7	57	8.14
Maggie Griffin, Nebraska	2005	6	46	7.67
Lindsey Taatjes, Minnesota	2004	7	51	7.29
Tracy Lindquist, Southern California	2002	8	54	6.75
Dani Busboom, Nebraska	2005	6	32	5.33

ASSISTS PER SET WITH 25-POINT SCORING FORMAT (2008-PRESENT)

Player, Team	Year	Sets	Assists	Avg.
Kristin Carpenter, Penn St.	2010	6	84	14.00
Lauren Van Orden, UCLA	2011	7	96	13.71
Annie Luhrs, Illinois	2011	9	113	12.56
Alisha Glass, Penn St.	2008	8	100	12.50
Carli Lloyd, California	2010	6	72	12.00
Cassidy Lichtman, Stanford	2008	8	93	11.63
Alisha Glass, Penn St.	2009	9	94	10.44
Ashley Engle, Texas	2009	8	61	7.63
Michelle Kocher, Texas	2009	8	40	5.00

Service

SERVICE ACES (1981-2000)

Player, Team	Year	Sets	Aces
Toni Himmer, San Diego St.	1982	8	7
Natalie Williams, UCLA	1990	6	6
Therese Boyle, Pacific	1985	8	6
Liz Hert, Pacific	1985	8	6
Deanna Boyette, Stanford	1982	10	6
Kris Pulaski, Hawaii	1982	10	6
Kerri Walsh, Stanford	1996	7	5
Anna Vorwerk, Hawaii	1988	7	5
Lisa Strand, Hawaii	1982	10	5
Missy Yomes, Hawaii	1982	10	5
Lindsay Kagawa, Stanford	1999	6	4
Misty May, Long Beach St.	1998	8	4
Leilani Schlottfeldt, Penn St.	1998	9	4
Barbara Ifejika, Stanford	1997	9	4
Natalie Williams, UCLA	1991	8	4
Eileen Shannon, Nebraska	1989	6	4
Dagmara Szyszczak, Texas	1988	6	4
Julie Maginot, Pacific	1985	8	4
Elaina Oden, Pacific	1985	8	4
Lisa Franco, Pacific	1984	7	4

Player, Team	Year	Sets	Aces
Barbra Fontana, Stanford	1984	8	4
Joyce Kaapuni, Hawaii	1983	6	4
Leslie Devereaux, Southern California	1982	8	4
Margaret Grant, Southern California	1982	8	4
Karen Schwartz, San Diego St.	1982	8	4
Deidre Collins, Hawaii	1982	10	4
Deidra Dvorak, Stanford	1982	10	4
Kisi Haine, Stanford	1982	10	4
Merja Connolly, UCLA	1981	9	4
43 times, most recent:			
Lizzy Fitzgerald, Wisconsin	2000	8	3

SERVICE ACES WITH 30-POINT SCORING FORMAT (2001-07)

Player, Team	Year	Sets	Aces
Brittany Hochevar, Long Beach St.	2001	6	8
Bryn Kehoe, Stanford	2006	7	7
Logan Tom, Stanford	2002	7	6
Ashley Ivy, Stanford	2001	6	6
Nicole Fawcett, Penn St.	2007	8	5
Bryn Kehoe, Stanford	2007	10	5
Sarah Pavan, Nebraska	2006	8	4
Keao Burdine, Southern California	2002	8	4
Cynthia Barboza, Stanford	2006	7	3
Rachel Schwartz, Nebraska	2006	8	3
Ashley Aratani, Washington	2005	6	3
Jennifer Saleaumua, Nebraska	2005	6	3
April Ross, Southern California	2003	7	3
Ashley Ivy, Stanford	2002	7	3
April Ross, Southern California	2002	8	3
Tayyiba Haneef, Long Beach St.	2001	6	3
Franci Girard, Stanford	2007	10	2
Dani Busboom, Nebraska	2005	6	2
Danka Danicic, Washington	2005	6	2
Sarah Pavan, Nebraska	2005	6	2
Jordan Larson, Nebraska	2005	6	2
Christal Morrison, Washington	2005	6	2
Marci Peniata, Minnesota	2004	7	2
Lindsey Taatjes, Minnesota	2004	7	2
Lauren Moscovic, Florida	2003	8	2
Toni Anderson, Southern California	2003	7	2
Sara McGee, Stanford	2002	7	2
Lindsey Yamasaki, Stanford	2002	7	2
Lindsay Phillips, Long Beach St.	2001	6	2
Logan Tom, Stanford	2001	6	2

SERVICE ACES WITH 25-POINT SCORING FORMAT (2008-PRESENT)

Player, Team	Year	Sets	Aces
Kelly Reeves, UCLA	2011	7	4
Alyssa D'Errico, Penn St.	2009	9	4
Blair Brown, Penn St.	2010	6	3
Alyssa D'Errico, Penn St.	2010	6	3
Ali Longo, Penn St.	2010	6	3
Destinee Hooker, Texas	2009	8	3
Nicole Fawcett, Penn St.	2008	8	3
Jackie Wolfe, Illinois	2011	9	2
Robin Rostratter, California	2010	6	2
Ashley Engle, Texas	2009	8	2
Cathy Quilico, Penn St.	2009	9	2
Foluke Akinradewo, Stanford	2008	8	2
Kelsey Ream, Penn St.	2008	8	2
Erin Waller, Stanford	2008	8	2

SERVICE ACES PER SET (1981-2000)

Player, Team	Year	Sets	Aces	Avg.
Natalie Williams, UCLA	1990	6	6	1.00
Toni Himmer, San Diego St.	1982	8	7	0.88
Therese Boyle, Pacific	1985	8	6	0.75
Liz Hert, Pacific	1985	8	6	0.75
Kerri Walsh, Stanford	1996	7	5	0.71
Anna Vorwerk, Hawaii	1988	7	5	0.71
Lindsay Kagawa, Stanford	1999	6	4	0.67
Eileen Shannon, Nebraska	1989	6	4	0.67
Dagmara Szyszczyk, Texas	1988	6	4	0.67
Joyce Kaapuni, Hawaii	1983	6	4	0.67
Deanna Boyette, Stanford	1982	10	6	0.60
Kris Pulaski, Hawaii	1982	10	6	0.60
Lisa Franco, Pacific	1984	7	4	0.57
Logan Tom, Stanford	1999	6	3	0.50
Misty May, Long Beach St.	1998	8	4	0.50
Angelica Ljungquist, Hawaii	1996	6	3	0.50
Nalani Yamashita, Hawaii	1996	6	3	0.50

Player, Team	Year	Sets	Aces	Avg.
Natalie Williams, UCLA	1991	8	4	0.50
Julie Maginot, Pacific	1985	8	4	0.50
Elaina Oden, Pacific	1985	8	4	0.50
Barbra Fontana, Stanford	1984	8	4	0.50
Kris Pulaski, Hawaii	1983	6	3	0.50
Leslie Devereaux, Southern California	1982	8	4	0.50
Margaret Grant, Southern California	1982	8	4	0.50
Karen Schwartz, San Diego St.	1982	8	4	0.50
Lisa Strand, Hawaii	1982	10	5	0.50
Missy Yomes, Hawaii	1982	10	5	0.50
Leilani Schlottfeldt, Penn St.	1998	9	4	0.44
Barbara Ifejika, Stanford	1997	9	4	0.44
Barbara Ifejika, Stanford	1994	7	3	0.43
Shawnee Hayes, Long Beach St.	1993	7	3	0.43
Joy McKenzie, Long Beach St.	1993	7	3	0.43
Prentice Perkins, Long Beach St.	1993	7	3	0.43
Brita Schwerm, Long Beach St.	1993	7	3	0.43
Sherri Thormahlen, Long Beach St.	1989	7	3	0.43
Mary Robins, Hawaii	1988	7	3	0.43
Teew Williams, Hawaii	1988	7	3	0.43
Teri DeBusk, Pacific	1984	7	3	0.43
Jan Saunders, Pacific	1984	7	3	0.43
Laurel Brassey, San Diego St.	1981	7	3	0.43
Toni Himmer, San Diego St.	1981	7	3	0.43

SERVICE ACES PER SET WITH 30-POINT SCORING FORMAT (2001-07)

Player, Team	Year	Sets	Aces	Avg.
Brittany Hochevar, Long Beach St.	2001	6	8	1.33
Bryn Kehoe, Stanford	2006	7	7	1.00
Ashley Ivy, Stanford	2001	6	6	1.00
Logan Tom, Stanford	2002	7	6	0.86
Nicole Fawcett, Penn St.	2007	8	5	0.63
Bryn Kehoe, Stanford	2007	10	5	0.50
Sarah Pavan, Nebraska	2006	8	4	0.50
Ashley Aratani, Washington	2005	6	3	0.50
Jennifer Saleaumua, Nebraska	2005	6	3	0.50
Keao Burdine, Southern California	2002	8	4	0.50
Tayyiba Haneef, Long Beach St.	2001	6	3	0.50
Cynthia Barboza, Stanford	2006	7	3	0.43
April Ross, Southern California	2003	7	3	0.43
Ashley Ivy, Stanford	2002	7	3	0.43
Rachel Schwartz, Nebraska	2006	8	3	0.38
April Ross, Southern California	2002	8	3	0.38
Christal Morrison, Washington	2005	6	2	0.33
Danka Danicic, Washington	2005	6	2	0.33
Sarah Pavan, Nebraska	2005	6	2	0.33
Jordan Larson, Nebraska	2005	6	2	0.33
Dani Busboom, Nebraska	2005	6	2	0.33
Logan Tom, Stanford	2001	6	2	0.33
Lindsay Phillips, Long Beach St.	2001	6	2	0.33
Lindsey Taatjes, Minnesota	2004	7	2	0.29
Marci Peniata, Minnesota	2004	7	2	0.29
Toni Anderson, Southern California	2003	7	2	0.29
Sara McGee, Stanford	2002	7	2	0.29
Lindsey Yamasaki, Stanford	2002	7	2	0.29
Lauren Moscovic, Florida	2003	8	2	0.25
Franci Girard, Stanford	2007	10	2	0.20

SERVICE ACES PER SET WITH 25-POINT SCORING FORMAT (2008-PRESENT)

Player, Team	Year	Sets	Aces	Avg.
Kelly Reeves, UCLA	2011	7	4	0.57
Blair Brown, Penn St.	2010	6	3	0.50
Alyssa D'Errico, Penn St.	2010	6	3	0.50
Ali Longo, Penn St.	2010	6	3	0.50
Alyssa D'Errico, Penn St.	2009	9	4	0.44
Destinee Hooker, Texas	2009	8	3	0.38
Nicole Fawcett, Penn St.	2008	8	3	0.38
Robin Rostratter, California	2010	6	2	0.33
Ashley Engle, Texas	2009	8	2	0.25
Foluke Akinradewo, Stanford	2008	8	2	0.25
Kelsey Ream, Penn St.	2008	8	2	0.25
Erin Waller, Stanford	2008	8	2	0.25
Jackie Wolfe, Illinois	2011	9	2	0.22
Cathy Quilico, Penn St.	2009	9	2	0.22

Defense

DIGS (1981-2000)

Player, Team	Year	Sets	Digs
Lisa Sharpley, Stanford	1997	9	50
Teresa Smith, Stanford	1987	9	48
Kerri Walsh, Stanford	1997	9	42
Julie Bremner, UCLA	1992	7	39
Patty Orozco, UCLA	1983	8	38
Lindsay Anderson, Penn St.	1998	9	37
Kate Crnich, Nebraska	1995	9	37
Annett Buckner, UCLA	1994	9	37
Wendi Rush, Stanford	1987	9	37
Terri Zemaitis, Penn St.	1997	8	35
Kim Krull, UCLA	1994	9	35
Zeynep Ton, Penn St.	1993	8	34
Dawn Davenport, Texas	1988	6	34
Carolyn Taetafa, Hawaii	1988	7	34
Reydan Ahuna, Hawaii	1987	7	34
Liz Masakayan, UCLA	1985	9	34
Kara Milling, UCLA	1994	9	33
Jen Reimers, Penn St.	1993	8	33
Anna Vorwerk, Hawaii	1988	7	33
Barbra Fontana, Stanford	1985	8	33
Susan Compton, Stanford	1984	8	33
Anja Grabovac, Long Beach St.	1998	8	32
Jenny Johnson, UCLA	1994	9	32
Alyson Randick, UCLA	1994	9	32
Antoinette White, Long Beach St.	1991	9	31
Kim Oden, Stanford	1984	8	31
Wendi Rush, Stanford	1984	8	31
Carrie Schonveld, Penn St.	1998	9	30
Carrie Schonveld, Penn St.	1997	8	30
Lisa Sharpley, Stanford	1994	7	30
Katie McGarrey, UCLA	1984	8	30

DIGS WITH 30-POINT SCORING FORMAT (2001-03)

Player, Team	Year	Sets	Digs
Nicole Davis, Southern California	2003	7	34
Logan Tom, Stanford	2002	7	34
Aury Cruz, Florida	2003	8	32
Jane Collymore, Florida	2003	8	29
Keao Burdine, Southern California	2003	7	27
Tracy Lindquist, Southern California	2002	8	27
April Ross, Southern California	2003	7	26
Jen Mandes, Florida	2003	8	25
April Ross, Southern California	2002	8	24
Courtney Schultz, Stanford	2002	7	22
Logan Tom, Stanford	2001	6	21

DIGS WITH 30-POINT SCORING FORMAT/ UNLIMITED LIBERO SUBSTITUTIONS (2004-07)

Player, Team	Year	Sets	Digs
Dani Busboom, Nebraska	2006	8	50
Paula Gentil, Minnesota	2004	7	48
Alix Klineman, Stanford	2007	10	45
Jordan Larson, Nebraska	2006	8	40
Gabi Ailes, Stanford	2007	10	35
Courtney Schultz, Stanford	2004	7	35
Jessica Fishburn, Stanford	2006	7	34
Kristin Richards, Stanford	2004	7	33
Roberta Holehouse, Penn St.	2007	8	31
Cynthia Barboza, Stanford	2007	10	27
Candace Lee, Washington	2005	6	26
Kristin Richards, Stanford	2006	7	25
Ogonna Nnamani, Stanford	2004	7	25
Sarah Pavan, Nebraska	2006	8	23
Lindsey Taatjes, Minnesota	2004	7	23
Bryn Kehoe, Stanford	2004	7	22
Marci Peniata, Minnesota	2004	7	22
Bryn Kehoe, Stanford	2007	10	21
Cassidy Lichtman, Stanford	2007	10	21
Bryn Kehoe, Stanford	2006	7	21
Sanja Tomasevic, Washington	2005	6	21
Chris Houghtelling, Nebraska	2005	6	20

DIGS WITH 25-POINT SCORING FORMAT/UNLIMITED LIBERO SUBSTITUTIONS (2008-PRESENT)

Player, Team	Year	Sets	Digs
Jennifer Beltran, Illinois	2011	9	58
Heather Kisner, Texas	2009	8	47
Alyssa D'Errico, Penn St.	2009	9	41
Roberta Holehouse, Penn St.	2008	8	40
Lainey Gera, UCLA	2011	7	36
Michelle Bartsch, Illinois	2011	9	36
Colleen Ward, Illinois	2011	9	35
Gabi Ailes, Stanford	2008	8	34
Cynthia Barboza, Stanford	2008	8	31
Robin Rostratter, California	2010	6	28
Megan Hodge, Penn St.	2009	9	28
Carli Lloyd, California	2010	6	27
Kelly Reeves, UCLA	2011	7	26
Megan Hodge, Penn St.	2008	8	26
Lauren Van Orden, UCLA	2011	7	25
Annie Luhrsens, Illinois	2011	9	25
Bojana Todorovic, UCLA	2011	7	24
Alyssa D'Errico, Penn St.	2010	6	24
Alisha Glass, Penn St.	2009	9	23
Destinee Hooker, Texas	2009	8	21
Blair Brown, Penn St.	2009	9	21
Cathy Quilico, Penn St.	2009	9	21
Rachael Kidder, UCLA	2011	7	20
Blair Brown, Penn St.	2010	6	20

DIGS PER SET (1981-2000)

Player, Team	Year	Sets	Digs	Avg.
Dawn Davenport, Texas	1988	6	34	5.67
Julie Bremner, UCLA	1992	7	39	5.57
Lisa Sharpley, Stanford	1997	9	50	5.56
Teresa Smith, Stanford	1987	9	48	5.33
Carolyn Taetafa, Hawaii	1988	7	34	4.86
Reydan Ahuna, Hawaii	1987	7	34	4.86
Dorothy Hert, Pacific	1986	6	29	4.83
Marcie Wurts, Hawaii	1983	6	29	4.83
Patty Orozco, UCLA	1983	8	38	4.75
Anna Vorwerk, Hawaii	1988	7	33	4.71
Lindsey Yamasaki, Stanford	1999	6	28	4.67
Kerri Walsh, Stanford	1997	9	42	4.67
Joyce Kaapuni, Hawaii	1983	6	28	4.67
Kris Pulaski, Hawaii	1983	6	28	4.67
Terri Zemaitis, Penn St.	1997	8	35	4.38
Lisa Sharpley, Stanford	1994	7	30	4.29
Zeynep Ton, Penn St.	1993	8	34	4.25
Samantha Shaver, UCLA	1990	6	25	4.17
Elaina Oden, Pacific	1986	6	25	4.17
Martina Cincerova, Hawaii	1987	7	29	4.14
Julie Maginot, Pacific	1984	7	29	4.14
Jen Reimers, Penn St.	1993	8	33	4.13
Barbra Fontana, Stanford	1985	8	33	4.13
Susan Compton, Stanford	1984	8	33	4.13
Lindsay Anderson, Penn St.	1998	9	37	4.11
Kate Crnich, Nebraska	1995	9	37	4.11
Annett Buckner, UCLA	1994	9	37	4.11
Wendi Rush, Stanford	1987	9	37	4.11
Anja Grabovac, Long Beach St.	1998	8	32	4.00
Katie Salen, Texas	1988	6	24	4.00
Sue Schelfhout, Texas	1988	6	24	4.00
Diana Jessie, Hawaii	1987	7	28	4.00
Lori Endicott, Nebraska	1986	7	28	4.00
Brooke Herrington, Pacific	1986	6	24	4.00
Lisa Strand, Hawaii	1983	6	24	4.00

DIGS PER SET WITH 30-POINT SCORING FORMAT (2001-03)

Player, Team	Year	Sets	Digs	Avg.
Nicole Davis, Southern California	2003	7	34	4.86
Logan Tom, Stanford	2002	7	34	4.86
Aury Cruz, Florida	2003	8	32	4.00
Keao Burdine, Southern California	2003	7	27	3.86
April Ross, Southern California	2003	7	26	3.71
Jane Collymore, Florida	2003	8	29	3.63
Logan Tom, Stanford	2001	6	21	3.50
Tracy Lindquist, Southern California	2002	8	27	3.38
Ashley Ivy, Stanford	2001	6	19	3.17
Courtney Schultz, Stanford	2002	7	22	3.14
Jen Mandes, Florida	2003	8	25	3.13
April Ross, Southern California	2002	8	24	3.00

DIGS PER SET WITH 30-POINT SCORING FORMAT/ UNLIMITED LIBERO SUBSTITUTIONS (2004-07)

Player, Team	Year	Sets	Digs	Avg.
Paula Gentil, Minnesota	2004	7	48	6.86
Dani Busboom, Nebraska	2006	8	50	6.25
Jordan Larson, Nebraska	2006	8	40	5.00
Courtney Schultz, Stanford	2004	7	35	5.00
Jessica Fishburn, Stanford	2006	7	34	4.86
Kristin Richards, Stanford	2004	7	33	4.71
Alix Klineman, Stanford	2007	10	45	4.50
Candace Lee, Washington	2005	6	26	4.33
Roberta Holehouse, Penn St.	2007	8	31	3.88
Kristin Richards, Stanford	2006	7	25	3.57
Ogonna Nnamani, Stanford	2004	7	25	3.57
Gabi Ailes, Stanford	2007	10	35	3.50
Sanja Tomasevic, Washington	2005	6	21	3.50
Chris Houghtelling, Nebraska	2005	6	20	3.33
Lindsey Taatjes, Minnesota	2004	7	23	3.29
Sanja Tomasevic, Washington	2005	6	19	3.17
Bryn Kehoe, Stanford	2004	7	22	3.14
Marci Peniata, Minnesota	2004	7	22	3.14
Bryn Kehoe, Stanford	2006	7	21	3.00
Jordan Larson, Nebraska	2005	6	18	3.00
Sarah Pavan, Nebraska	2006	8	23	2.88
Christal Morrison, Washington	2005	6	17	2.83
Courtney Thompson, Washington	2005	6	17	2.83
Cynthia Barboza, Stanford	2007	10	27	2.70
Jennifer Saleaumua, Nebraska	2005	6	16	2.67
Bryn Kehoe, Stanford	2007	10	21	2.10
Cassidy Lichtman, Stanford	2007	10	21	2.10

DIGS PER SET WITH 25-POINT SCORING FORMAT/ UNLIMITED LIBERO SUBSTITUTIONS (2008-PRESENT) (Based on qualifiers for annual statistical championship)

Player, Team	Year	Sets	Digs	Avg.
Jennifer Beltran, Illinois	2011	9	58	6.44
Heather Kisner, Texas	2009	8	47	5.88
Lainey Gera, UCLA	2011	7	36	5.14
Roberta Holehouse, Penn St.	2008	8	40	5.00
Robin Rostratter, California	2010	6	28	4.67
Alyssa D'Errico, Penn St.	2009	9	41	4.56
Carli Lloyd, California	2010	6	27	4.50
Gabi Ailes, Stanford	2008	8	34	4.25
Michelle Bartsch, Illinois	2011	9	36	4.00
Alyssa D'Errico, Penn St.	2010	6	24	4.00
Colleen Ward, Illinois	2011	9	35	3.89
Cynthia Barboza, Stanford	2008	8	31	3.88
Kelly Reeves, UCLA	2011	7	26	3.71
Lauren Van Orden, UCLA	2011	7	25	3.57
Bojana Todorovic, UCLA	2011	7	24	3.43
Blair Brown, Penn St.	2010	6	20	3.33
Megan Hodge, Penn St.	2008	8	26	3.25
Tarah Murrey, California	2010	6	19	3.17
Megan Hodge, Penn St.	2009	9	28	3.11
Rachael Kidder, UCLA	2011	7	20	2.86
Kristin Carpenter, Penn St.	2010	6	17	2.83
Annie Luhrs, Illinois	2011	9	25	2.78
Destinee Hooker, Texas	2009	8	21	2.63
Alisha Glass, Penn St.	2009	9	23	2.56
Cathy Quillico, Penn St.	2010	6	14	2.33
Blair Brown, Penn St.	2009	9	21	2.33
Cathy Quillico, Penn St.	2009	9	21	2.33

CAREER RECORDS

Attack

KILLS

Player, Team	Years	Sets	Kills
Natalie Williams, UCLA	1989-92	24	140
Kristin Folkl, Stanford	1994-97	28	130
Lauren Cacciamani, Penn St.	1997-99	25	129
Ogonna Nnamani, Stanford	2001-04	20	128
Kim Oden, Stanford	1982-85	29	128
Liz Masakayan, UCLA	1983-85	25	121
Danielle Scott, Long Beach St.	1991-93	20	119
Logan Tom, Stanford	1999, 2001-02	19	110
Megan Hodge, Penn St.	2006-08	25	109
Foluke Akinradewo, Stanford	2006-08	25	99
Kerri Walsh, Stanford	1996-97, 99	22	97

Player, Team	Years	Sets	Kills
Elaine Youngs, UCLA	1988-92	21	94
Tee Williams, Hawaii	1987-88	14	93
Dana Smith, Southern California	1981-82	18	92
Carrie Schonveld, Penn St.	1997-99	25	90
Cynthia Barboza, Stanford	2006-08	25	85
Keao Burdine, Southern California	2002-04	19	85
Blair Brown, Penn St.	2007-10	31	81
Deitre Collins, Hawaii	1982-83	16	81
Tracy Clark, Southern California	1982, 85	17	81
Teresa Smith, Stanford	1984-87	24	79
Cary Wendell, Stanford	1992, 94-95	20	78
Annett Buckner, UCLA	1991-92, 94	24	78
Vicki Cantrell, San Diego St.	1981-82	15	78
Bonnie Bremner, Penn St.	1997-99	26	77
Elaina Oden, Pacific	1985-86	14	77
Barbra Fontana, Stanford	1983-86	23	75
Destinee Hooker, Texas	2008-09	13	74
Antoinette White, Long Beach St.	1989, 91	16	73
Sarah Pavan, Nebraska	2005-06	14	71

KILLS PER SET

(Minimum three matches played)

Player, Team	Years	Sets	Kills	Avg.
Tee Williams, Hawaii	1987-88	14	93	6.64
Ogonna Nnamani, Stanford	2001-02, 04	20	128	6.40
Danielle Scott, Long Beach St.	1991-93	20	117	5.85
Natalie Williams, UCLA	1989-92	24	140	5.83
Logan Tom, Stanford	1999, 2001-02	19	110	5.79
Destinee Hooker, Texas	2008-09	13	74	5.69
Elaina Oden, Pacific	1985-86	14	77	5.50
Jen Reimers, Penn St.	1993-94	13	69	5.31
Kim Willoughby, Hawaii	2000, 02-03	11	58	5.27
Vicki Cantrell, San Diego St.	1981-82	15	78	5.20
Lauren Cacciamani, Penn St.	1997-99	25	129	5.16
Tayyiba Haneef, Long Beach St.	1999, 2001	9	46	5.11
Dana Smith, Southern California	1981-82	18	92	5.11
Sarah Pavan, Nebraska	2005-06	14	71	5.07
Deitre Collins, Hawaii	1982-83	16	81	5.06
Liz Masakayan, UCLA	1983-85	25	121	4.84
Tracy Clark, Southern California	1982, 85	17	81	4.76
Brie Hagerty, Washington	2004-05	10	47	4.70
Aury Cruz, Florida	2002-03	12	56	4.67
Kristin Folkl, Stanford	1994-97	28	130	4.64
Cris Hall, Nebraska	1989-90	10	46	4.60
Antoinette White, Long Beach St.	1989, 91	16	73	4.56
Elaine Youngs, UCLA	1988-89, 91-92	21	94	4.48
Keao Burdine, Southern California	2002-04	19	85	4.47
Lily Kahumoku, Hawaii	2000, 02-03	11	49	4.45
Kim Oden, Stanford	1982-85	29	128	4.41
Kerri Walsh, Stanford	1996-97, 99	22	97	4.41
Sanja Tomasevic, Washington	2004-05	10	44	4.40
Megan Hodge, Penn St.	2007-09	25	109	4.36
Lisa Reitsma, Nebraska	1995-96	13	56	4.31

TOTAL ATTEMPTS

Player, Team	Years	Sets	TA
Kristin Folkl, Stanford	1994-97	28	342
Kim Oden, Stanford	1982-85	29	331
Megan Hodge, Penn St.	2007-09	25	316
Lauren Cacciamani, Penn St.	1997-99	25	283
Natalie Williams, UCLA	1989-92	24	279
Liz Masakayan, UCLA	1983-85	25	273
Cynthia Barboza, Stanford	2006-08	25	265
Ogonna Nnamani, Stanford	2001-02, 04	20	260
Logan Tom, Stanford	1999-2002	19	259
Carrie Schonveld, Penn St.	1997-99	25	240
Danielle Scott, Long Beach St.	1991-93	20	235
Annett Buckner, UCLA	1991-92, 94	24	231
Dana Smith, Southern California	1981-82	18	224
Keao Burdine, Southern California	2002-04	19	221
Elaine Youngs, UCLA	1988-92	21	214
Kerri Walsh, Stanford	1996-97, 99	22	211
Teresa Smith, Stanford	1984-87	24	209
Barbra Fontana, Stanford	1983-86	23	207
Alex Klineman, Stanford	2007-08	18	202
Tracy Clark, Southern California	1982, 85	17	202
Foluke Akinradewo, Stanford	2006-08	25	201
Tee Williams, Hawaii	1987-88	14	198
Blair Brown, Penn St.	2007-10	31	196
April Ross, Southern California	2000, 02-03	18	193
Vicki Cantrell, San Diego St.	1981-82	15	193
Julie Maginot, Pacific	1983-85	20	192

Player, Team	Years	Sets	TA
Nancy Reno, Stanford	1985-87	21	183
Antoinette White, Long Beach St.	1989, 91	16	182
Kori Pulaski, Hawaii	1982-83	16	182
Bonnie Bremner, Penn St.	1997-99	26	181
Cary Wendell, Stanford	1992, 94-95	20	181

ATTEMPTS PER SET
(Minimum three matches played)

Player, Team	Years	Sets	TA	Avg.
Kim Willoughby, Hawaii	2000, 02-03	11	175	15.91
Aury Cruz, Florida	2002-03	12	174	14.50
Tee Williams, Hawaii	1987-88	14	198	14.14
Logan Tom, Stanford	1999, 2001-02	19	259	13.63
Ogonna Nnamani, Stanford	2001-02, 04	20	260	13.00
Vicki Cantrell, San Diego St.	1981-82	15	193	12.87
Jen Reimers, Penn St.	1993-94	13	166	12.77
Megan Hodge, Penn St.	2007-09	25	316	12.64
Lily Kahumoku, Hawaii	2000, 02-03	11	137	12.45
Destinee Hooker, Texas	2008-09	13	161	12.38
Erin Martin, Minnesota	2003-04	10	123	12.30
Kristin Folk, Stanford	1994-97	28	342	12.21
Tracy Clark, Southern California	1982, 85	17	202	11.88
Danielle Scott, Long Beach St.	1991-93	20	235	11.75
Dawn Davenport, Texas	1986-88	14	164	11.71
Keao Burdine, Southern California	2002-04	19	221	11.63
Natalie Williams, UCLA	1989-92	24	279	11.63
Kim Oden, Stanford	1982-85	29	331	11.41
Antoinette White, Long Beach St.	1989, 91	16	182	11.38
Kori Pulaski, Hawaii	1982-83	16	182	11.38
Lauren Cacciamani, Penn St.	1997-99	25	283	11.32
Alix Klineman, Stanford	2007-08	18	202	11.22
Brie Hagerty, Washington	2004-05	10	110	11.00
Sarah Pavan, Nebraska	2005-06	14	153	10.93
Liz Masakayan, UCLA	1983-85	25	273	10.92
Deitre Collins, Hawaii	1982-83	16	174	10.88
Elaina Oden, Pacific	1985-86	14	152	10.86
April Ross, Southern California	2000, 02-03	18	193	10.72
Cynthia Barboza, Stanford	2006-08	25	265	10.60
Christy Cochran, Penn St.	1997-98	17	172	10.12

HITTING PERCENTAGE
(Minimum three matches played and 4.0 attack attempts/set)*

Player, Team	Years	Sets	K-E/TA	Pct.
Darla Myhre, Washington	2004-05	10	21-1/42	.476
Elaina Oden, Pacific	1985-86	14	77-7/152	.461
Teri McGrath, Pacific	1984-86	18	54-12/96	.438
Foluke Akinradewo, Stanford	2006-08	25	99-16/201	.413
Sherri Williams, Florida	2002-03	11	27-7/49	.408
Tayyiba Haneef, Long Beach St.	1999, 2001	9	46-9/91	.407
Ogonna Nnamani, Stanford	2001-02, 04	20	128-24/260	.400
Christa Harmotto, Penn St.	2007-08	16	36-9/68	.397
Bobbi Broer, Stanford	1983-84	11	33-6/70	.386
Paula McNamee, Stanford	1995, 97	10	33-7/68	.382
Arielle Wilson, Penn St.	2007-10	31	65-14/139	.367
Sara McGee, Stanford	2001-02	13	31-9/60	.367
Stacie Nichols, Texas	1987-88	11	30-5/69	.362
Misty May, Long Beach St.	1997-98	12	27-7/57	.351
Natalie Williams, UCLA	1989-92	24	140-43/279	.348
Sarah Pavan, Nebraska	2005-06	14	71-18/153	.346
Lauren Cacciamani, Penn St.	1997-99	25	129-31/283	.346
Jessica Alvarado, Long Beach St.	1997-98	9	29-8/62	.339
Destinee Hooker, Texas	2008-09	13	74-20/161	.335
Michelle Boyette, UCLA	1983-85	21	34-9/77	.325
Amber Holmquist, Nebraska	2000-01	12	36-10/81	.321
Bonnie Bremner, Penn St.	1997-99	26	77-19/181	.320
Bibiana Candelas, Southern California	2002-04	18	56-16/126	.317
Marissa Hatchett, UCLA	1989-92	24	69-21/153	.314
Jen Reimers, Penn St.	1993-94	13	69-17/166	.313
Alicia Mills, Long Beach St.	1989, 91-92	16	33-10/74	.311
Tracy Stalls, Nebraska	2005-06	14	33-12/68	.309
Danielle Scott, Long Beach St.	1991-93	20	117-46/235	.302
Angela Rock, San Diego St.	1981-82	11	24-8/53	.302
Brie Hagerty, Washington	2004-05	10	47-14/110	.300

*Hitting percentage is derived by subtracting errors from kills and dividing that remainder by total attempts.

Setting

Assists not kept in championship box scores before 1984

ASSISTS

Player, Team	Years	Sets	Assists
Bryn Kehoe, Stanford	2004, 06-07	24	342
Lisa Sharpley, Stanford	1994-97	28	325
Wendi Rush, Stanford	1984-87	29	319
Alisha Glass, Penn St.	2007-09	25	300
Julie Bremner, UCLA	1991-92	15	245
Liz Hert, Pacific	1984-86	20	234
Bonnie Bremner, Penn St.	1997-99	26	215
Sabrina Hernandez, Long Beach St.	1991-92	13	208
Martina Cincero, Hawaii	1987-88	14	201
Michelle Boyette, UCLA	1983-85	21	200
Toni Anderson, Southern California	2000, 02-03	18	194
Salima Davidson, Penn St.	1993-94	13	178
Courtney Thompson, Washington	2004-06	13	176
Sue Schelfhout, Texas	1986-88	13	170
Lauren Moscovic, Florida	2002-03	12	160
Christy Johnson, Nebraska	1995	9	159
Misty May, Long Beach St.	1997-98	12	150
Greichaly Cepero, Nebraska	2000-01	12	146
Carrie Feldman, Stanford	1992	8	130
Val Novak, Nebraska	1989-90	10	120
Fiona Nepo, Nebraska	1995-96, 98	15	118
Keri Nishimoto, Long Beach St.	1999, 2001	9	116
Annie Luhrsens, Illinois	2011	9	113
Rachel Holloway, Nebraska	2006	8	110
Michelle Kocher, Texas	2008-10	16	109
Carrie Busch, Texas	1995	9	108
Kim Ruddins, Southern California	1981-82, 85	19	108
Carli Lloyd, California	2007, 10	9	107
Daniela Reis, LSU	1990-91	7	106
Joy McKenzie, Long Beach St.	1991-93	20	105
Joy Saunders, Pacific	1981, 83-84	20	105

ASSISTS PER SET
(Minimum three matches played)

Player, Team	Years	Sets	Assists	Avg.
Julie Bremner, UCLA	1991-92	15	245	16.33
Sabrina Hernandez, Long Beach St.	1991-92	13	208	16.00
Martina Cincero, Hawaii	1987-88	14	201	14.36
Bryn Kehoe, Stanford	2004, 06-07	24	342	14.25
Robyn Lewis, Stanford	1999, 2001	7	99	14.14
Salima Davidson, Penn St.	1993-94	13	178	13.69
Courtney Thompson, Washington	2004-06	13	176	13.54
Lauren Moscovic, Florida	2002-03	12	160	13.33
Sue Schelfhout, Texas	1986-88	13	170	13.08
Keri Nishimoto, Long Beach St.	1999, 2001	9	116	12.89
Misty May, Long Beach St.	1997-98	12	150	12.50
Lindsay Kagawa, Stanford	1997, 99	7	86	12.29
Greichaly Cepero, Nebraska	2000-01	12	146	12.17
Alisha Glass, Penn St.	2007-09	25	300	12.00
Val Novak, Nebraska	1989-90	10	120	12.00
Carli Lloyd, California	2007, 10	9	107	11.89
Liz Hert, Pacific	1984-86	20	234	11.70
Lisa Sharpley, Stanford	1994-97	28	325	11.61
Wendi Rush, Stanford	1984-87	29	319	11.00
Toni Anderson, Southern California	2000, 02-03	18	194	10.78
Michelle Boyette, UCLA	1983-85	21	200	9.52
Kristin Carpenter, Penn St.	2009-10	9	84	9.33
Linsey Taatjes, Minnesota	2003-04	10	89	8.90
Bonnie Bremner, Penn St.	1997-99	26	215	8.27
Fiona Nepo, Nebraska	1995-96, 98	15	118	7.87
Michelle Kocher, Texas	2008-09	16	109	6.81
Maggie Griffin, Nebraska	2005-06	8	46	5.75
Ashley Engle, Texas	2008-09	13	69	5.31
Joy McKenzie, Long Beach St.	1991-93	20	105	5.25
Jan Saunders, Pacific	1981, 83-84	20	105	5.25

Service

SERVICE ACES

Player, Team	Years	Sets	Aces
Bryn Kehoe, Stanford	2004, 06-07	24	13
Barbra Fontana, Stanford	1983-86	23	12
Logan Tom, Stanford	1999, 2001-02	19	11
Barbara Ifejika, Stanford	1994-97	28	10

Player, Team	Years	Sets	Aces
Monique Adams, LSU.....	1990-91	7	10
Natalie Williams, UCLA.....	1989-92	24	10
Toni Himmer, San Diego St.....	1981-82	15	10
Ashley Ivy, Stanford.....	1999, 2001-02	15	9
Kris Pulaski, Hawaii.....	1982-83	16	9
Nicole Fawcett, Penn St.....	2007-08	16	8
Brittany Hochevar, Long Beach St.....	2001	6	8
Therese Boyle, Pacific.....	1983-85	20	8
Kerri Walsh, Stanford.....	1996-97, 99	22	7
Kristin Folkl, Stanford.....	1994-97	28	7
Lisa Sharpley, Stanford.....	1994-97	28	7
Elaine Youngs, UCLA.....	1988-92	21	7
Julie Maginot, Pacific.....	1983-85	20	7
Liz Masakayan, UCLA.....	1983-85	25	7
Leslie Devereaux, Southern California.....	1982, 85	17	7
Joyce Kaapuni, Hawaii.....	1982-83	16	7
Merja Connolly, UCLA.....	1981, 83-84	25	7
Sarah Pavan, Nebraska.....	2005-06	14	6
April Ross, Southern California.....	2000, 02-03	18	6
Leilana Schlottfeldt, Penn St.....	1997-99	20	6
Liz Hert, Pacific.....	1984-86	20	6
Michelle Boyette, UCLA.....	1983-85	21	6
Kim Oden, Stanford.....	1982-85	29	6
Deidra Dvorak, Stanford.....	1982-84	21	6
Missy Yomes, Hawaii.....	1982-83	16	6
Deanna Boyette, Stanford.....	1982	10	6

SERVICE ACES PER SET

(Minimum three matches played)

Player, Team	Years	Sets	Aces	Avg.
Toni Himmer, San Diego St.....	1981-82	15	10	0.67
Ashley Ivy, Stanford.....	1999, 2001-02	15	9	0.60
Logan Tom, Stanford.....	1999, 2001-02	19	11	0.58
Lindsay Kagawa, Stanford.....	1997, 99	7	4	0.57
Kris Pulaski, Hawaii.....	1982-83	16	9	0.56
Bryn Kehoe, Stanford.....	2004, 06-07	24	13	0.54
Barbra Fontana, Stanford.....	1983-86	23	12	0.52
Nicole Fawcett, Penn St.....	2007-08	16	8	0.50
Karen Schwartz, San Diego St.....	1981-82	9	4	0.44
Joyce Kaapuni, Hawaii.....	1982-83	16	7	0.44
Sarah Pavan, Nebraska.....	2005-06	14	6	0.43
Natalie Williams, UCLA.....	1989-92	24	10	0.42
Leslie Devereaux, Southern California.....	1982, 85	17	7	0.41
Eileen Shannon, Nebraska.....	1989-90	10	4	0.40
Therese Boyle, Pacific.....	1983-85	20	8	0.40
Missy Yomes, Hawaii.....	1982-83	16	6	0.38
Kim Willoughby, Hawaii.....	2000, 02-03	11	4	0.36
Dagmara Szysczak, Texas.....	1987-88	11	4	0.36
Julie Maginot, Pacific.....	1983-85	20	7	0.35
Ashley Aratani, Washington.....	2005-06	9	3	0.33
April Ross, Southern California.....	2000, 02-03	18	6	0.33
Tayyiba Haneef, Long Beach St.....	1999, 2001	9	3	0.33
Misty May, Long Beach St.....	1997-98	12	4	0.33
Terri Zemaitis, Penn St.....	1994, 97	12	4	0.33
Elaine Youngs, UCLA.....	1988-92	21	7	0.33
Kerri Walsh, Stanford.....	1996-97, 99	22	7	0.32
Lisa Strand, Hawaii.....	1982-83	16	5	0.31
Ashley Engle, Texas.....	2008-09	13	4	0.31
Christal Morrison, Washington.....	2004-06	13	4	0.31
Leilana Schlottfeldt, Penn St.....	1997-99	20	6	0.30
Janet Kruse, Nebraska.....	1989-90	10	3	0.30
Liz Hert, Pacific.....	1984-86	20	6	0.30

Defense**DIGS**

Player, Team	Years	Sets	Digs
Lisa Sharpley, Stanford.....	1994-97	28	115
Wendi Rush, Stanford.....	1984-87	29	107
Liz Masakayan, UCLA.....	1983-85	25	91
Carrie Schonveld, Penn St.....	1997-99	25	86
Kristin Folkl, Stanford.....	1994-97	28	85
Barbara Ifejika, Stanford.....	1994-97	28	83
Natalie Williams, UCLA.....	1989-92	24	83
Logan Tom, Stanford.....	1999, 2001-02	19	79
Kerri Walsh, Stanford.....	1996-97, 99	22	79
Barbra Fontana, Stanford.....	1983-86	23	78
Keao Burdine, Southern California.....	2002-04	19	77
Jordan Larson, Nebraska.....	2005-06, 08	19	76
Teresa Smith, Stanford.....	1984-87	24	75
Dorothy Hert, Pacific.....	1984-86	21	74
Roberta Holehouse, Penn St.....	2007-08	16	71
Cynthia Barboza, Stanford.....	2007-09	25	70
Courtney Schultz, Stanford.....	2002-04	14	70
Megan Hodge, Penn St.....	2007-09	25	69
Gabi Ailes, Stanford.....	2007-08	18	69
Cary Wendell, Stanford.....	1992, 94-95	20	69
Heather Kisner, Texas.....	2008-09	13	68
Annett Buckner, UCLA.....	1991-92, 94	24	68
Julie Maginot, Pacific.....	1983-85	20	68
Lindsay Anderson, Penn St.....	1997-98	17	66
Bryn Kehoe, Stanford.....	2004, 06-07	24	64
Michelle Boyette, UCLA.....	1983-85	21	63
Dani Busboom, Nebraska.....	2005-06	14	62
April Ross, Southern California.....	2000, 02-03	18	61
Alix Klineman, Stanford.....	2007-08	18	60
Candace Lee, Washington.....	2004-05	10	60
Christine Romero, Long Beach St.....	1989, 91-92	20	60

DIGS PER SET

(Minimum three matches played)

Player, Team	Years	Sets	Digs	Avg.
Candace Lee, Washington.....	2004-05	10	60	6.00
Heather Kisner, Texas.....	2008-09	13	68	5.23
Roberta Holehouse, Penn St.....	2007-08	16	71	4.44
Dani Busboom, Nebraska.....	2005-06	14	62	4.43
Sanja Tomasevic, Washington.....	2004-05	10	43	4.30
Logan Tom, Stanford.....	1999, 2001-02	19	79	4.16
Kristin Richards, Stanford.....	2004, 06	14	58	4.14
Lisa Sharpley, Stanford.....	1994-97	28	115	4.11
Keao Burdine, Southern California.....	2003-04	19	77	4.05
Jordan Larson, Nebraska.....	2005-06, 08	19	76	4.00
Aury Cruz, Florida.....	2002-03	12	48	4.00
Kim Willoughby, Hawaii.....	2000, 02-03	11	44	4.00
Kate Crnich, Nebraska.....	1995-96	13	52	4.00
Jen Reimers, Penn St.....	1993-94	13	52	4.00
Lindsay Anderson, Penn St.....	1997-98	17	66	3.88
Martina Cincerova, Hawaii.....	1987-88	14	54	3.86
Gabi Ailes, Stanford.....	2007-08	18	69	3.83
Misty May, Long Beach St.....	1997-98	12	45	3.75
Dawn Davenport, Texas.....	1986-88	14	52	3.71
Melissa Villaroman, Hawaii.....	2000, 02-03	10	37	3.70
Samantha Shaver, UCLA.....	1988-90	10	37	3.70
Wendi Rush, Stanford.....	1984-87	29	107	3.69
Liz Masakayan, UCLA.....	1983-85	25	91	3.64
Kerri Walsh, Stanford.....	1996-97, 99	22	79	3.59
Dorothy Hert, Pacific.....	1984-86	21	74	3.52
Terri Zemaitis, Penn St.....	1994, 97	12	42	3.50
Elaina Oden, Pacific.....	1985-86	14	49	3.50
Natalie Williams, UCLA.....	1989-92	24	83	3.46
Cary Wendell, Stanford.....	1992, 94-95	20	69	3.45
Carrie Schonveld, Penn St.....	1997-99	25	86	3.44

Team Records

Official NCAA volleyball records began with the 1981 season and are based on information submitted to the NCAA statistics service by institutions participating in the statistics rankings. In statistical rankings, the rounding of percentages and/or averages may indicate ties where none exists. In these cases, the numerical order of the rankings is accurate.

The format of a match changed in 2008. The term "game" was changed to "set." Also, scoring for each set moved from 30 points to 25 points, except in matches that go to the full five sets, in which the winning score in the fifth set remains 15 points.

The match format previously changed in 2001, with scoring for each set moving from 15 points to 30 points, except in matches that went to the full five sets, in which the winning score in the fifth set remained 15 points.

In reflection of these changes, category leaders under the different scoring formats are separated in order to not eliminate the achievements of those student-athletes who played with the previous format.

Information on blocking has not been included in the following records since there appeared to be a significant variance in the methods by which blocking statistics were kept during the 1980s. Research continues to determine a standard by which to measure blocking statistics for NCAA record-keeping purposes.

Official career records include players whose career statistics were recorded during the era of official NCAA play.

A national semifinal match is indicated by (NSF), a national third-place game by (N3d) and a national championship game by (CH).

Attack

KILLS

Three-set match

94—UCLA vs. Florida, NSF, Dec. 17, 1992

Four-set match

101—Nebraska vs. Texas, CH, Dec. 16, 1995

Five-set match

110—San Diego St. vs. Stanford, N3d, Dec. 19, 1982

Year (1981-2000)

189—Hawaii, 1982 (10 sets)

Year with 30-point scoring format (2001-07)

155—Stanford, 2007 (10 sets)

Year with 25-point scoring format (2008-present)

136—Illinois, 2011 (9 sets)

KILLS PER SET

Per set (1981-2000)

23.14—UCLA, 1992 (162 kills in 7 sets)

Per set with 30-point scoring format (2001-07)

19.50—Stanford, 2001 (117 kills in 6 sets)

Per set with 25-point scoring format (2008-present)

16.71—UCLA, 2011 (117 kills in 7 sets)

TOTAL ATTEMPTS

Three-set match

187—Illinois vs. Hawaii, NSF, Dec. 17, 1987

Four-set match

232—UCLA vs. Stanford, CH, Dec. 17, 1994

Five-set match

290—San Diego St. vs. Stanford, N3d, Dec. 19, 1982

Year (1981-2000)

512—Stanford, 1982 (10 sets)

Year with 30-point scoring format (2001-07)

401—Stanford, 2007 (10 sets)

Year with 25-point scoring format (2008-present)

378—Illinois, 2011 (9 sets)

ATTEMPTS PER SET

Per set (1981-2000)

55.38—San Diego St., 1982 (443 attempts in 8 sets)

Per set with 30-point scoring format (2001-07)

46.00—Minnesota, 2004 (322 attempts in 7 sets)

Per set with 25-point scoring format (2008-present)

42.57—UCLA, 2011 (298 attempts in 7 sets)

HITTING PERCENTAGE*

Three-set match

.449—Nebraska vs. Santa Clara, NSF, Dec. 15, 2005 (51-7/98)

Four-set match

.349—Pacific vs. Stanford, CH, Dec. 22, 1985 (87-14/209)

Five-set match

.328—Long Beach St. vs. Penn St., CH, Dec. 19, 1998 (87-25/189)

Year (1981-2000)

.319—UCLA, 1990 (105-29/238 in 6 sets)

Year with 30-point scoring format (2001-07)

.327—Penn St., 2007 (133-41/281 in 8 sets)

Year with 25-point scoring format (2008-present)

.316—Penn St., 2010 (99-26/231 in 6 sets)

*Hitting percentage is derived by subtracting errors from kills and dividing that remainder by total attempts.

Setting

Assists not kept on championship box scores before 1984

ASSISTS

Three-set match

84—UCLA vs. Florida, NSF, Dec. 17, 1992

Four-set match

94—Nebraska vs. Texas, CH, Dec. 16, 1995

Five-set match

98—UCLA vs. Stanford, CH, Dec. 16, 1984

Year (1984-2000)

172—Nebraska, 1995 (9 sets)

Year with 30-point scoring format (2001-07)

143—Stanford, 2007 (10 sets)

Year with 25-point scoring format (2008-present)

133—Illinois, 2011 (9 sets)

ASSISTS PER SET

Per set (1981-2000)

20.57—UCLA, 1992 (144 assists in 7 sets)

Per set with 30-point scoring format (2001-07)

18.00—Stanford, 2001 (108 assists in 6 sets)

Per set with 25-point scoring format (2008-present)

16.29—UCLA, 2011 (114 assists in 7 sets)

Service

SERVICE ACES

Three-set match

10—San Diego St. vs. Southern California, NSF, Dec. 17, 1982

Four-set match

14—Hawaii vs. Illinois, NSF, Dec. 15, 1988

Five-set match

15—Stanford vs. San Diego St., N3d, Dec. 19, 1982; Hawaii vs. Stanford, NSF, Dec. 17, 1982

Year (1981-2000)

26—Hawaii, 1982 (10 sets)

Year with 30-point scoring format (2001-07)

14—Stanford, 2002 (7 sets)

Year with 25-point scoring format (2008-present)

12—Penn St., 2010 (6 sets)

SERVICE ACES PER SET

Per set (1981-2000)

2.75—Pacific, 1985 (22 aces in 8 sets)

Per set with 30-point scoring format (2001-07)

2.33—Long Beach St., 2001 (14 aces in 6 sets)

Per set with 25-point scoring format (2008-present)

2.00—Penn St., 2010 (12 aces in 6 sets)

Defense

DIGS

Three-set match

88—Hawaii vs. Stanford, NSF, Dec. 17, 1983

Four-set match

99—Stanford vs. UCLA, CH, Dec. 17, 1994

Five-set match

113—Stanford vs. Penn St., CH, Dec. 20, 1997

Year (1981-2000)

199—Stanford, 1987 (9 sets)

Year with 30-point scoring format (2001-07)

168—Stanford, 2007 (10 sets)

Year with 25-point scoring format (2008-present)

171—Illinois, 2011 (9 sets)

DIGS PER SET**Per set (1981-2000)**

26.17—Hawaii, 1983 (157 digs in 6 sets)

Per set with 30-point scoring format (2001-07)

19.43—Stanford, 2004 (136 digs in 7 sets)

Per set with 25-point scoring format (2008-present)

20.14—UCLA, 2011 (141 digs in 7 sets)

Miscellaneous**POINTS SCORED****Three-set match**

49—Hawaii vs. Illinois, NSF, Dec. 17, 1987 (19-17, 15-13, 15-11)

Three-set match with 30-point scoring format

91—Stanford vs. Long Beach St., CH, Dec. 15, 2001 (31-29, 30-28, 30-25); Stanford vs. Nebraska, NSF, Dec. 13, 2001 (31-29, 30-28, 30-21)

Three-set match with 25-point scoring format

77—Penn St. vs. California, CH, Dec. 18, 2010 (25-20, 27-25, 25-20)

Four-set match

60—Pacific vs. Stanford, CH, Dec. 22, 1985 (15-17, 15-7, 15-12, 15-13)

Four-set match with 30-point scoring format

117—Nebraska vs. Stanford, CH, Dec. 16, 2006 (27-30, 30-26, 30-28, 30-27)

Four-set match with 25-point scoring format

99—UCLA vs. Illinois, CH, Dec. 17, 2011 (25-23, 23-25, 26-24, 25-16)

Five-set match

72—Long Beach St. vs. Penn St., CH, Dec. 19, 1998 (15-3, 15-10, 13-15, 14-16, 15-12)

Five-set match with 30-point scoring format

119—Stanford vs. Penn St., CH, Dec. 15, 2007 (25-30, 26-30, 30-23, 30-19, 8-15)

Five-set match with 25-point scoring format

107—Penn St. vs. Texas, CH, Dec. 19, 2009 (22-25, 20-25, 25-23, 25-21, 15-13); Texas vs. Penn St., CH, Dec. 19, 2009.

Single set

19—Hawaii vs. Illinois, NSF, Dec. 17, 1987 (19-17)

Single set with 30-point scoring format

31—Southern California vs. Minnesota, NSF, Dec. 16, 2004 (31-29); Stanford vs. Long Beach St., CH, Dec. 15, 2001 (31-29); Stanford vs. Nebraska, NSF, Dec. 13, 2001 (31-29).

Single set with 25-point scoring format

27—Penn St. vs. California, CH, Dec. 18, 2010 (27-25)

FEWEST POINTS ALLOWED**Three-set match**

12—UCLA vs. San Jose St., NSF, Dec. 14, 1984 (15-6, 15-2, 15-4)

Three-set match with 30-point scoring format

71—Stanford vs. Minnesota, CH, Dec. 18, 2004 (30-23, 30-27, 30-21)

Three-set match with 25-point scoring format

48—Penn St. vs. Texas, NSF, Dec. 16, 2010 (25-13, 25-13, 25-22)

Four-set match

36—Hawaii vs. Stanford, CH, Dec. 19, 1987 (15-10, 15-10, 9-15, 15-1)

Four-set match with 30-point scoring format

102—Southern California vs. Florida, CH, Dec. 20, 2003 (25-30, 30-27, 30-19, 30-26)

Four-set match with 25-point scoring format

76—Penn St. vs. Hawaii, NSF, Dec. 17, 2009 (23-25, 25-18, 25-15, 25-18)

Five-set match

50—Nebraska vs. Wisconsin, CH, Dec. 16, 2000 (15-9, 9-15, 7-15, 15-2, 15-9)

Five-set match with 30-point scoring format

117—Stanford vs. Penn St., CH, Dec. 15, 2007 (25-30, 26-30, 30-23, 30-19, 8-15)

Five-set match with 25-point scoring format

96—Penn St. vs. Nebraska, NSF, Dec. 18, 2008 (25-17, 25-18, 15-25, 22-25, 15-11)

Single set

0—Stanford vs. Texas, NSF, Dec. 14, 1995 (15-0); Long Beach St. vs. Nebraska, CH, Dec. 16, 1989 (15-0)

Single set with 30-point scoring format

12—Stanford vs. Washington, NSF, Dec. 14, 2006 (30-12)

Single set with 25-point scoring format

13—Penn St. vs. Texas, NSF, Dec. 16, 2010 (25-13)

LONGEST MATCH

2:43—San Diego St. vs. Stanford, N3d, Dec. 19, 1982 (3-2)

SHORTEST MATCH

:50—UCLA vs. San Jose St., NSF, Dec. 14, 1984 (3-0)

Team Leaders

SINGLE-MATCH RECORDS

Attack

KILLS, THREE-SET MATCH

No.	Team vs. Opponent	Date
94	UCLA vs. Florida, NSF	Dec. 17, 1992
69	Penn St. vs. Florida, NSF	Dec. 18, 1997
69	Florida vs. UCLA, NSF	Dec. 17, 1992
68	Stanford vs. Long Beach St., NSF	Dec. 16, 1999
68	Florida vs. Penn St., NSF	Dec. 18, 1997
68	Texas vs. UCLA, NSF	Dec. 15, 1988
67	Hawaii vs. Illinois, NSF	Dec. 17, 1987
64	UCLA vs. Texas, NSF	Dec. 15, 1988
63	Stanford vs. Long Beach St., CH	Dec. 15, 2001
62	Southern California vs. San Diego St., NSF	Dec. 17, 1982
61	Texas vs. Hawaii, CH	Dec. 17, 1988
60	Washington vs. Tennessee, NSF	Dec. 15, 2005
60	Wisconsin vs. Southern California, NSF	Dec. 14, 2000
60	Nebraska vs. UCLA, NSF	Dec. 14, 1989
60	Hawaii vs. Texas, CH	Dec. 17, 1988
59	Illinois vs. Hawaii, NSF	Dec. 17, 1987
59	Pacific vs. Texas, NSF	Dec. 18, 1986
58	Stanford vs. Minnesota, CH	Dec. 18, 2004
57	Hawaii vs. Florida, NSF	Dec. 19, 1996
57	LSU vs. UCLA, NSF	Dec. 12, 1990
57	Hawaii vs. Stanford, NSF	Dec. 17, 1983
57	San Diego St. vs. Southern California, NSF	Dec. 17, 1982
56	Southern California vs. Wisconsin, NSF	Dec. 14, 2000
56	UCLA vs. Long Beach St., NSF	Dec. 12, 1990
56	Pacific vs. Nebraska, CH	Dec. 20, 1986
55	Minnesota vs. Stanford, CH	Dec. 18, 2004
55	Southern California vs. Minnesota, NSF	Dec. 18, 2003
55	Stanford vs. Hawaii, CH	Dec. 21, 1996
55	UCLA vs. Ohio St., NSF	Dec. 12, 1991
55	Stanford vs. Pacific, NSF	Dec. 14, 1984

KILLS, FOUR-SET MATCH

No.	Team vs. Opponent	Date
101	Nebraska vs. Texas, CH	Dec. 16, 1995
90	BYU vs. Penn St., NSF	Dec. 16, 1993
88	Long Beach St. vs. Penn St., CH	Dec. 18, 1993
88	Stanford vs. Pacific, CH	Dec. 22, 1985
87	Pacific vs. Stanford, CH	Dec. 22, 1985
86	Stanford vs. UCLA, CH	Dec. 17, 1994
84	Long Beach St. vs. LSU, NSF	Dec. 12, 1991
82	Stanford vs. Long Beach St., NSF	Dec. 17, 1992
81	UCLA vs. Stanford, CH	Dec. 17, 1994
79	Louisiana St. vs. Long Beach St., NSF	Dec. 12, 1991
78	Southern California vs. Stanford, CH	Dec. 21, 2002
77	Penn St. vs. Nebraska, NSF	Dec. 17, 1998
76	Stanford vs. UCLA, CH	Dec. 19, 1992
73	Nebraska vs. Penn St., NSF	Dec. 17, 1998
73	Long Beach St. vs. Stanford, NSF	Dec. 17, 1992
73	Pacific vs. Nebraska, NSF	Dec. 12, 1990
72	Hawaii vs. Nebraska, NSF	Dec. 14, 2000
71	Stanford vs. Washington, NSF	Dec. 16, 2004
71	Washington vs. Stanford, NSF	Dec. 16, 2004
70	Stanford vs. Nebraska, CH	Dec. 16, 2006
70	Nebraska vs. UCLA, NSF	Dec. 14, 2006
70	Hawaii vs. Florida, NSF	Dec. 18, 2003
70	Penn St. vs. BYU, NSF	Dec. 16, 1993
69	Stanford vs. Long Beach St., NSF	Dec. 18, 1997
68	Nebraska vs. Stanford, CH	Dec. 16, 2006
68	Southern California vs. Minnesota, NSF	Dec. 16, 2004
68	Southern California vs. Florida, CH	Dec. 20, 2003
68	Florida vs. Hawaii, NSF	Dec. 18, 2003
68	UCLA vs. Stanford, CH	Dec. 19, 1992
68	Hawaii vs. Illinois, NSF	Dec. 15, 1988
68	Pacific vs. San Jose St., N3d	Dec. 16, 1984

KILLS, FIVE-SET MATCH

No.	Team vs. Opponent	Date
110	San Diego St. vs. Stanford, N3d	Dec. 19, 1982
108	UCLA vs. Stanford, CH	Dec. 16, 1984
105	Stanford vs. San Diego St., N3d	Dec. 19, 1982
97	Stanford vs. Texas, NSF	Dec. 14, 1995
97	Hawaii vs. Southern California, CH	Dec. 19, 1982

No. Team vs. Opponent

Date

94	Stanford vs. Texas, NSF	Dec. 17, 1987
92	Stanford vs. Penn St., CH	Dec. 20, 1997
92	Hawaii vs. Stanford, NSF	Dec. 17, 1982
90	Southern California vs. Hawaii, CH	Dec. 19, 1982
90	Pacific vs. Southern California, NSF	Dec. 18, 1981
89	Long Beach St. vs. UCLA, CH	Dec. 21, 1991
88	Penn St. vs. Stanford, CH	Dec. 20, 1997
88	Stanford vs. UCLA, CH	Dec. 16, 1984
87	Long Beach St. vs. Penn St., CH	Dec. 19, 1998
86	Nebraska vs. Michigan St., NSF	Dec. 14, 1995
84	Penn St. vs. Stanford, CH	Dec. 15, 2007
84	Southern California vs. UCLA, N3d	Dec. 22, 1985
83	Stanford vs. Southern California, NSF	Dec. 13, 2007
83	Southern California vs. UCLA, CH	Dec. 20, 1981
82	UCLA vs. Long Beach St., CH	Dec. 21, 1991
81	Pacific vs. Penn St., NSF	Dec. 16, 1999
81	UCLA vs. Pacific, NSF	Dec. 17, 1983
80	Penn St. vs. Pacific, NSF	Dec. 16, 1999
80	Southern California vs. Pacific, NSF	Dec. 18, 1981
79	UCLA vs. Southern California, CH	Dec. 20, 1981
77	Illinois vs. Southern California, NSF	Dec. 15, 2011
77	Texas vs. Stanford, NSF	Dec. 18, 2008
73	Southern California vs. Illinois, NSF	Dec. 15, 2011
72	Stanford vs. Penn St., CH	Dec. 15, 2007
72	Southern California vs. Stanford, NSF	Dec. 13, 2007
72	Nebraska vs. Wisconsin, CH	Dec. 16, 2000
72	Texas vs. Stanford, NSF	Dec. 17, 1987

TOTAL ATTEMPTS, THREE-SET MATCH

No.	Team vs. Opponent	Date
187	Illinois vs. Hawaii, NSF	Dec. 17, 1987
180	UCLA vs. Florida, NSF	Dec. 17, 1992
174	UCLA vs. Texas, NSF	Dec. 15, 1988
173	Florida vs. Penn St., NSF	Dec. 18, 1997
172	Texas vs. UCLA, NSF	Dec. 15, 1988
169	Penn St. vs. Florida, NSF	Dec. 18, 1997
167	Hawaii vs. Illinois, NSF	Dec. 17, 1987
163	Southern California, NSF	Dec. 14, 2000
161	Hawaii vs. Texas, CH	Dec. 17, 1988
160	Florida vs. UCLA, NSF	Dec. 17, 1992
159	Pacific vs. Stanford, NSF	Dec. 14, 1984
155	Texas vs. Hawaii, CH	Dec. 17, 1988
153	San Diego St. vs. Southern California, NSF	Dec. 17, 1982
152	Wisconsin vs. Southern California, NSF	Dec. 14, 2000
146	Nebraska vs. Washington, CH	Dec. 17, 2005
145	Hawaii vs. Stanford, NSF	Dec. 19, 2002
143	LSU vs. UCLA, NSF	Dec. 12, 1990
143	Texas vs. Pacific, NSF	Dec. 18, 1986
143	Southern California vs. San Diego St., NSF	Dec. 17, 1982
141	Stanford vs. Penn St., CH	Dec. 20, 2008
139	Ohio St. vs. Stanford, NSF	Dec. 15, 1994
139	Hawaii vs. Stanford, NSF	Dec. 17, 1983
138	Pacific vs. Texas, NSF	Dec. 18, 1986
138	Stanford vs. Pacific, NSF	Dec. 14, 1984
137	Stanford vs. Hawaii, NSF	Dec. 19, 2002
137	San Diego St. vs. Pacific, N3d	Dec. 20, 1981
135	Southern California vs. Minnesota, NSF	Dec. 18, 2003
133	Washington vs. Tennessee, NSF	Dec. 15, 2005
132	Minnesota vs. Southern California, NSF	Dec. 18, 2003
132	Nebraska vs. UCLA, NSF	Dec. 14, 1989

TOTAL ATTEMPTS, FOUR-SET MATCH

No.	Team vs. Opponent	Date
232	UCLA vs. Stanford, CH	Dec. 17, 1994
229	Nebraska vs. Penn St., NSF	Dec. 17, 1998
229	Stanford vs. UCLA, CH	Dec. 17, 1994
227	Southern California vs. Minnesota, NSF	Dec. 16, 2004
223	Nebraska vs. Texas, CH	Dec. 16, 1995
218	Penn St. vs. BYU, NSF	Dec. 16, 1993
218	BYU vs. Penn St., NSF	Dec. 16, 1993
209	Pacific vs. Stanford, CH	Dec. 22, 1985
208	Stanford vs. Long Beach St., NSF	Dec. 17, 1992
207	Washington vs. Stanford, NSF	Dec. 16, 2004
205	Penn St. vs. Nebraska, NSF	Dec. 17, 1998
205	Stanford vs. Pacific, CH	Dec. 22, 1985
203	Pacific vs. Penn St., NSF	Dec. 16, 1999
203	Long Beach St. vs. Penn St., CH	Dec. 18, 1993
200	Nebraska vs. UCLA, NSF	Dec. 14, 2006

No.	Team vs. Opponent	Date
198	Stanford vs. Hawaii, CH	Dec. 19, 1987
197	Texas vs. Nebraska, CH	Dec. 16, 1995
197	LSU vs. Long Beach St., NSF	Dec. 12, 1991
196	Minnesota vs. Southern California, NSF	Dec. 16, 2004
195	Penn St. vs. Pacific, NSF	Dec. 16, 1999
195	Long Beach St. vs. Stanford, NSF	Dec. 17, 1992
194	Hawaii vs. Nebraska, NSF	Dec. 14, 2000
194	Long Beach St. vs. LSU, NSF	Dec. 12, 1991
193	UCLA vs. Nebraska, NSF	Dec. 14, 2006
193	Long Beach St. vs. Stanford, NSF	Dec. 18, 1997
191	Stanford vs. Washington, NSF	Dec. 16, 2004
191	Pacific vs. San Jose St., N3d	Dec. 16, 1984
188	San Jose St. vs. Pacific, N3d	Dec. 16, 1984
187	Stanford vs. Long Beach St., NSF	Dec. 18, 1997
187	UCLA vs. Pacific, NSF	Dec. 20, 1985

TOTAL ATTEMPTS, FIVE-SET MATCH

No.	Team vs. Opponent	Date
290	San Diego St. vs. Stanford, N3d	Dec. 19, 1982
286	Stanford vs. San Diego St., N3d	Dec. 19, 1982
273	UCLA vs. Stanford, CH	Dec. 16, 1984
269	Hawaii vs. Southern California, CH	Dec. 19, 1982
249	Penn St. vs. Stanford, CH	Dec. 20, 1997
244	Stanford vs. Texas, NSF	Dec. 14, 1995
240	Hawaii vs. Stanford, NSF	Dec. 17, 1982
240	Pacific vs. Southern California, NSF	Dec. 18, 1981
238	Stanford vs. Penn St., CH	Dec. 20, 1997
238	Southern California vs. Hawaii, CH	Dec. 19, 1982
237	Stanford vs. UCLA, CH	Dec. 16, 1984
236	Southern California vs. Pacific, NSF	Dec. 18, 1981
234	Stanford vs. Texas, NSF	Dec. 17, 1987
226	Stanford vs. Hawaii, NSF	Dec. 17, 1982
219	Stanford vs. Southern California, NSF	Dec. 13, 2007
219	Nebraska vs. Michigan St., NSF	Dec. 14, 1995
219	Texas vs. Stanford, NSF	Dec. 17, 1987
214	Pacific vs. UCLA, NSF	Dec. 17, 1983
212	UCLA vs. Southern California, CH	Dec. 20, 1981
211	Southern California vs. Stanford, NSF	Dec. 13, 2007
211	Penn St. vs. Long Beach St., CH	Dec. 19, 1998
211	Southern California vs. UCLA, N3d	Dec. 22, 1985
210	UCLA vs. Long Beach St., CH	Dec. 21, 1991
202	Southern California vs. Illinois, NSF	Dec. 15, 2011
200	Texas vs. Stanford, NSF	Dec. 14, 1995
198	Michigan St. vs. Nebraska, NSF	Dec. 14, 1995
197	Illinois vs. Southern California, NSF	Dec. 15, 2011
197	UCLA vs. Pacific, NSF	Dec. 17, 1983
195	Long Beach St. vs. UCLA, CH	Dec. 21, 1991
195	Southern California vs. UCLA, CH	Dec. 20, 1981

HITTING PERCENTAGE, THREE-SET MATCH* (Min. 15 attempts per set)

Pct.	(K-E/TA)	Team vs. Opponent	Date
.449	(51-7/98)	Nebraska vs. Santa Clara, NSF	Dec. 15, 2005
.436	(58-10/110)	Stanford vs. Minnesota, CH	Dec. 18, 2004
.423	(55-11/104)	UCLA vs. Ohio St., NSF	Dec. 12, 1991
.419	(68-16/124)	Stanford vs. Long Beach St., NSF	Dec. 16, 1999
.400	(50-10/100)	Texas vs. Minnesota, NSF	Dec. 17, 2009
.384	(54-16/99)	Long Beach St. vs. Arizona, NSF	Dec. 13, 2001
.381	(56-13/113)	UCLA vs. LSU, NSF	Dec. 12, 1990
.366	(42-12/82)	Long Beach St. vs. Nebraska, CH	Dec. 16, 1989
.365	(45-7/104)	Penn St. vs. Texas, NSF	Dec. 16, 2010
.358	(39-10/81)	UCLA vs. San Jose St., NSF	Dec. 14, 1984
.356	(94-30/180)	UCLA vs. Florida, NSF	Dec. 17, 1992
.350	(55-13/120)	Stanford vs. Hawaii, CH	Dec. 21, 1996
.347	(49-14/101)	Penn St. vs. California, NSF	Dec. 13, 2007
.338	(60-15/133)	Washington vs. Tennessee, NSF	Dec. 15, 2005
.329	(67-12/167)	Hawaii vs. Illinois, NSF	Dec. 17, 1987
.328	(53-14/119)	UCLA vs. Florida St., NSF	Dec. 15, 2011
.326	(63-21/129)	Stanford vs. Long Beach St., CH	Dec. 15, 2001
.316	(37-13/76)	Long Beach St. vs. Florida, NSF	Dec. 16, 1993
.315	(51-12/124)	Stanford vs. Washington, NSF	Dec. 14, 2006
.308	(56-19/120)	Pacific vs. Nebraska, CH	Dec. 20, 1986
.307	(57-18/127)	Hawaii vs. Florida, NSF	Dec. 19, 1996
.297	(50-15/118)	California vs. Southern California, NSF	Dec. 16, 2010
.294	(47-17/102)	Long Beach St. vs. Florida, NSF	Dec. 17, 1998
.283	(59-20/138)	Pacific vs. Texas, NSF	Dec. 18, 1986
.281	(69-24/160)	Florida vs. UCLA, NSF	Dec. 17, 1992
.276	(54-19/127)	Penn St. vs. California, CH	Dec. 18, 2010
.273	(57-19/139)	Hawaii vs. Stanford, NSF	Dec. 17, 1983
.273	(62-23/143)	Southern California vs. San Diego St., NSF	Dec. 17, 1982
.271	(61-19/155)	Texas vs. Hawaii, CH	Dec. 17, 1988
.270	(54-21/122)	Stanford vs. Nebraska, NSF	Dec. 13, 2001

HITTING PERCENTAGE, FOUR-SET MATCH* (Min. 15 attempts per set)

Pct.	(K-E/TA)	Team vs. Opponent	Date
.349	(87-14/209)	Pacific vs. Stanford, CH	Dec. 22, 1985
.321	(58-14/137)	Stanford vs. Southern California, CH	Dec. 21, 2002
.296	(101-35/223)	Nebraska vs. Texas, CH	Dec. 16, 1995
.296	(63-16/159)	Nebraska vs. Hawaii, NSF	Dec. 14, 2000
.284	(78-28/176)	Southern California vs. Stanford, CH	Dec. 21, 2002
.278	(88-31/205)	Stanford vs. Pacific, CH	Dec. 22, 1985
.276	(54-12/152)	Penn St. vs. Hawaii, NSF	Dec. 17, 2009
.265	(61-25/136)	UCLA vs. San Diego St., NSF	Dec. 18, 1981
.259	(73-30/166)	Pacific vs. Nebraska, NSF	Dec. 12, 1990
.258	(66-25/159)	Nebraska vs. Stanford, NSF	Dec. 18, 1986
.257	(71-22/191)	Stanford vs. Washington, NSF	Dec. 16, 2004
.251	(76-30/183)	Stanford vs. UCLA, CH	Dec. 19, 1992
.250	(68-25/172)	Southern California vs. Florida, CH	Dec. 20, 2003
.250	(68-25/172)	Hawaii vs. Illinois, NSF	Dec. 15, 1988
.240	(68-28/167)	Nebraska vs. Stanford, CH	Dec. 16, 2006
.237	(61-17/186)	Hawaii vs. Stanford, CH	Dec. 19, 1987
.236	(62-19/182)	Pacific vs. UCLA, NSF	Dec. 20, 1985
.234	(77-29/205)	Penn St. vs. Nebraska, NSF	Dec. 17, 1998
.232	(84-39/194)	Long Beach St. vs. LSU, NSF	Dec. 12, 1991
.231	(82-34/208)	Stanford vs. Long Beach St., NSF	Dec. 17, 1992
.229	(68-29/170)	UCLA vs. Stanford, CH	Dec. 19, 1992
.229	(90-40/218)	BYU vs. Penn St., NSF	Dec. 16, 1993
.229	(59-24/153)	Stanford vs. Nebraska, NSF	Dec. 19, 1996
.228	(79-34/197)	LSU vs. Long Beach St., NSF	Dec. 12, 1991
.226	(53-18/155)	Stanford vs. Southern California, NSF	Dec. 20, 1985
.225	(70-25/200)	Nebraska vs. UCLA, NSF	Dec. 14, 2006
.220	(68-26/191)	Pacific vs. San Jose St., N3d	Dec. 16, 1984
.219	(61-24/169)	Penn St. vs. Long Beach St., CH	Dec. 18, 1993
.218	(64-25/179)	UCLA vs. Illinois, CH	Dec. 17, 2011
.215	(59-20/181)	Illinois vs. UCLA, CH	Dec. 17, 2011

HITTING PERCENTAGE, FIVE-SET MATCH* (Min. 15 attempts per set)

Pct.	(K-E/TA)	Team vs. Opponent	Date
.328	(87-25/189)	Long Beach St. vs. Penn St., CH	Dec. 19, 1998
.317	(84-27/180)	Penn St. vs. Stanford, CH	Dec. 15, 2007
.316	(77-22/174)	Texas vs. Stanford, NSF	Dec. 18, 2008
.306	(67-14/173)	Stanford vs. Texas, NSF	Dec. 18, 2008
.305	(66-20/151)	Penn St. vs. Nebraska, NSF	Dec. 18, 2008
.291	(72-19/182)	Stanford vs. Penn St., CH	Dec. 15, 2007
.287	(80-24/195)	Penn St. vs. Pacific, NSF	Dec. 16, 1999
.286	(94-27/234)	Stanford vs. Texas, NSF	Dec. 17, 1987
.279	(77-22/197)	Illinois vs. Southern California, NSF	Dec. 15, 2011
.269	(84-35/182)	Southern California vs. UCLA, N3d	Dec. 22, 1985
.265	(83-25/219)	Stanford vs. Southern California, NSF	Dec. 13, 2007
.264	(72-25/178)	Nebraska vs. Wisconsin, CH	Dec. 16, 2000
.256	(83-33/195)	Southern California vs. UCLA, CH	Dec. 20, 1981
.255	(110-36/290)	San Diego St. vs. Stanford, N3d	Dec. 19, 1982
.251	(71-25/183)	Texas vs. Penn St., CH	Dec. 19, 2009
.249	(81-32/197)	UCLA vs. Pacific, NSF	Dec. 17, 1983
.247	(64-24/162)	Nebraska vs. Penn St., NSF	Dec. 18, 2008
.246	(72-20/211)	Southern California vs. Stanford, NSF	Dec. 13, 2007
.246	(89-41/195)	Long Beach St. vs. UCLA, CH	Dec. 21, 1991
.245	(108-41/273)	UCLA vs. Stanford, CH	Dec. 16, 1984
.245	(68-19/200)	Texas vs. Stanford, NSF	Dec. 14, 1995
.245	(88-30/237)	Stanford vs. UCLA, CH	Dec. 16, 1984
.244	(92-34/238)	Stanford vs. Penn St., CH	Dec. 20, 1997
.241	(81-32/203)	Pacific vs. Penn St., NSF	Dec. 16, 1999
.237	(86-34/219)	Nebraska vs. Michigan St., NSF	Dec. 14, 1995
.234	(61-20/175)	Penn St. vs. Texas, CH	Dec. 19, 2009
.234	(105-38/286)	Stanford vs. San Diego St., N3d	Dec. 19, 1982
.234	(97-40/244)	Stanford vs. Texas, NSF	Dec. 14, 1995
.233	(73-26/202)	Southern California vs. Illinois, NSF	Dec. 15, 2011
.229	(82-34/210)	UCLA vs. Long Beach St., CH	Dec. 21, 1991

*Hitting percentage is derived by subtracting errors from kills and dividing that remainder by total attempts.

Setting

Assists not kept in championship box scores before 1984

ASSISTS, THREE-SET MATCH

No.	Team vs. Opponent	Date
84	UCLA vs. Florida, NSF	Dec. 17, 1992
66	Penn St. vs. Florida, NSF	Dec. 18, 1997
65	Florida vs. UCLA, NSF	Dec. 17, 1992
64	Florida vs. Penn St., NSF	Dec. 18, 1997
63	Stanford vs. Long Beach St., NSF	Dec. 16, 1999
60	Stanford vs. Long Beach St., CH	Dec. 15, 2001
59	Texas vs. UCLA, NSF	Dec. 15, 1988
57	Washington vs. Tennessee, NSF	Dec. 15, 2005
57	Hawaii vs. Illinois, NSF	Dec. 17, 1987
56	Stanford vs. Minnesota, CH	Dec. 18, 2004
55	Nebraska vs. UCLA, NSF	Dec. 14, 1989
55	Texas vs. Hawaii, CH	Dec. 17, 1988
54	Southern California vs. Wisconsin, NSF	Dec. 14, 2000
54	Pacific vs. Texas, NSF	Dec. 18, 1986
52	UCLA vs. Florida St., NSF	Dec. 15, 2011
52	Minnesota vs. Stanford, CH	Dec. 18, 2004
52	Hawaii vs. Texas, CH	Dec. 17, 1988
52	UCLA vs. Texas, NSF	Dec. 15, 1988
51	Nebraska vs. Washington, CH	Dec. 17, 2005
51	Wisconsin vs. Southern California, NSF	Dec. 14, 2000
51	Illinois vs. Hawaii, NSF	Dec. 17, 1987
51	Stanford vs. Pacific, NSF	Dec. 14, 1984
50	Penn St. vs. California, CH	Dec. 18, 2010
50	Hawaii vs. Florida, NSF	Dec. 19, 1996
50	UCLA vs. Ohio St., NSF	Dec. 12, 1991
50	UCLA vs. LSU, NSF	Dec. 12, 1990
49	Stanford vs. Washington, NSF	Dec. 14, 2006
49	Stanford vs. Hawaii, CH	Dec. 21, 1996
49	LSU vs. UCLA, NSF	Dec. 12, 1990
48	Long Beach St. vs. Arizona, NSF	Dec. 13, 2001
48	Stanford vs. Nebraska, NSF	Dec. 13, 2001

ASSISTS, FOUR-SET MATCH

No.	Team vs. Opponent	Date
94	Nebraska vs. Texas, CH	Dec. 16, 1995
86	BYU vs. Penn St., NSF	Dec. 16, 1993
84	Long Beach St. vs. Penn St., CH	Dec. 18, 1993
84	Pacific vs. Stanford, CH	Dec. 22, 1985
81	Stanford vs. UCLA, CH	Dec. 17, 1994
78	Long Beach St. vs. LSU, NSF	Dec. 12, 1991
78	Stanford vs. Pacific, CH	Dec. 22, 1985
77	UCLA vs. Stanford, CH	Dec. 17, 1994
75	Stanford vs. Long Beach St., NSF	Dec. 17, 1992
75	LSU vs. Long Beach St., NSF	Dec. 12, 1991
73	Long Beach St. vs. Stanford, NSF	Dec. 17, 1992
72	Stanford vs. UCLA, CH	Dec. 19, 1992
69	Southern California vs. Stanford, CH	Dec. 21, 2002
68	Stanford vs. Washington, NSF	Dec. 16, 2004
67	Stanford vs. Nebraska, CH	Dec. 16, 2006
67	Penn St. vs. BYU, NSF	Dec. 16, 1993
67	Pacific vs. Nebraska, NSF	Dec. 12, 1990
67	Nebraska vs. Stanford, NSF	Dec. 18, 1986
66	Pacific vs. San Jose St., N3d	Dec. 16, 1984
65	Nebraska vs. Stanford, CH	Dec. 16, 2006
65	Southern California vs. Minnesota, NSF	Dec. 16, 2004
65	Stanford vs. Long Beach St., NSF	Dec. 18, 1997
65	Nebraska vs. Stanford, NSF	Dec. 19, 1996
64	UCLA vs. Nebraska, NSF	Dec. 14, 2006
64	Hawaii vs. Nebraska, NSF	Dec. 14, 2000
63	Nebraska vs. UCLA, NSF	Dec. 14, 2006
63	Washington vs. Stanford, NSF	Dec. 16, 2004
63	Florida vs. Hawaii, NSF	Dec. 18, 2003
63	San Jose St. vs. Pacific, N3d	Dec. 16, 1984
62	UCLA vs. Illinois, CH	Dec. 17, 2011
62	Southern California vs. Florida, CH	Dec. 20, 2003
62	Nebraska vs. Penn St., NSF	Dec. 17, 1998
62	UCLA vs. Pacific, NSF	Dec. 20, 1985

ASSISTS, FIVE-SET MATCH

No.	Team vs. Opponent	Date
98	UCLA vs. Stanford, CH	Dec. 16, 1984
87	Stanford vs. Texas, NSF	Dec. 14, 1995
84	Stanford vs. Penn St., CH	Dec. 20, 1997
80	Penn St. vs. Stanford, CH	Dec. 20, 1997
79	Stanford vs. Texas, NSF	Dec. 17, 1987
78	Pacific vs. Penn St., NSF	Dec. 16, 1999
78	Nebraska vs. Michigan St., NSF	Dec. 14, 1995
78	Southern California vs. UCLA, N3d	Dec. 22, 1985
78	Stanford vs. UCLA, CH	Dec. 16, 1984
77	UCLA vs. Long Beach St., CH	Dec. 21, 1991
77	Long Beach St. vs. UCLA, CH	Dec. 21, 1991
76	Long Beach St. vs. Penn St., CH	Dec. 19, 1998
75	Illinois vs. Southern California, NSF	Dec. 15, 2011
75	Penn St. vs. Stanford, CH	Dec. 15, 2007
75	Stanford vs. Southern California, NSF	Dec. 13, 2007
74	Penn St. vs. Pacific, NSF	Dec. 16, 1999
70	Southern California vs. Illinois, NSF	Dec. 15, 2011
68	Texas vs. Stanford, NSF	Dec. 18, 2008
68	Stanford vs. Penn St., CH	Dec. 15, 2007
68	Nebraska vs. Wisconsin, CH	Dec. 16, 2000
67	Texas vs. Penn St., CH	Dec. 19, 2009
66	Texas vs. Stanford, NSF	Dec. 17, 1987
65	Southern California vs. Stanford, NSF	Dec. 13, 2007
64	Penn St. vs. Nebraska, NSF	Dec. 18, 2008
64	UCLA vs. Southern California, N3d	Dec. 22, 1985
62	Stanford vs. Texas, NSF	Dec. 18, 2008
62	Michigan St. vs. Nebraska, NSF	Dec. 14, 1995
61	Penn St. vs. Long Beach St., CH	Dec. 19, 1998
60	Texas vs. Stanford, NSF	Dec. 14, 1995
60	Penn St. vs. UCLA, NSF	Dec. 15, 1994

Service

SERVICE ACES, THREE-SET MATCH

No.	Team vs. Opponent	Date
10	San Diego St. vs. Southern California, NSF	Dec. 17, 1982
8	Penn St. vs. Texas, NSF	Dec. 16, 2010
8	California vs. Penn St., NSF	Dec. 13, 2007
8	Stanford vs. Washington, NSF	Dec. 14, 2006
8	Long Beach St. vs. Arizona, NSF	Dec. 13, 2001
8	Stanford vs. Long Beach St., NSF	Dec. 16, 1999
8	Hawaii vs. UCLA, CH	Dec. 19, 1983
7	Stanford vs. Ohio St., NSF	Dec. 15, 1994
7	Long Beach St. vs. Florida, NSF	Dec. 16, 1993
7	Nebraska vs. UCLA, NSF	Dec. 14, 1989
7	UCLA vs. San Jose St., NSF	Dec. 14, 1984
7	Southern California vs. San Diego St., NSF	Dec. 17, 1982
6	Penn St. vs. California, NSF	Dec. 13, 2007
6	Washington vs. Tennessee, NSF	Dec. 15, 2005
6	Long Beach St. vs. Stanford, CH	Dec. 15, 2001
6	Hawaii vs. Florida, NSF	Dec. 19, 1996
6	UCLA vs. LSU, NSF	Dec. 12, 1990
5	UCLA vs. Florida St., NSF	Dec. 15, 2011
5	Penn St. vs. Stanford, CH	Dec. 20, 2008
5	Nebraska vs. Santa Clara, NSF	Dec. 15, 2005
5	Stanford vs. Hawaii, NSF	Dec. 19, 2002
5	Stanford vs. Long Beach St., CH	Dec. 15, 2001
5	Stanford vs. Nebraska, NSF	Dec. 13, 2001
5	Florida vs. UCLA, NSF	Dec. 17, 1992
5	Texas vs. UCLA, NSF	Dec. 15, 1988
4	Penn St. vs. California, CH	Dec. 18, 2010
4	Washington vs. Nebraska, CH	Dec. 17, 2005
4	Nebraska vs. Washington, CH	Dec. 17, 2005
4	Santa Clara vs. Nebraska, NSF	Dec. 15, 2005
4	Southern California vs. Minnesota, NSF	Dec. 18, 2003
4	Nebraska vs. Stanford, NSF	Dec. 13, 2001
4	Southern California vs. Wisconsin, NSF	Dec. 14, 2000
4	Long Beach St. vs. Stanford, NSF	Dec. 16, 1999
4	Long Beach St. vs. Florida, NSF	Dec. 17, 1998
4	Florida vs. Hawaii, NSF	Dec. 19, 1996
4	UCLA vs. Ohio St., NSF	Dec. 12, 1991
4	UCLA vs. Pacific, CH	Dec. 14, 1990
4	LSU vs. UCLA, NSF	Dec. 12, 1990
4	Texas vs. Hawaii, CH	Dec. 17, 1988
4	Nebraska vs. Pacific, CH	Dec. 20, 1986
4	Pacific vs. Stanford, NSF	Dec. 14, 1984

SERVICE ACES, FOUR-SET MATCH

No.	Team vs. Opponent	Date
14	Hawaii vs. Illinois, NSF	Dec. 15, 1988
12	Pacific vs. UCLA, NSF	Dec. 20, 1985
11	Penn St. vs. BYU, NSF	Dec. 16, 1993
10	Stanford vs. Long Beach St., NSF	Dec. 18, 1997
10	Pacific vs. Stanford, CH	Dec. 22, 1985
9	Stanford vs. Southern California, CH	Dec. 21, 2002
8	Stanford vs. Nebraska, NSF	Dec. 19, 1996
7	Long Beach St. vs. Penn St., CH	Dec. 18, 1993
7	LSU vs. Long Beach St., NSF	Dec. 12, 1991
7	Pacific vs. Nebraska, NSF	Dec. 12, 1990
7	Illinois vs. Hawaii, NSF	Dec. 15, 1988
7	Stanford vs. Nebraska, NSF	Dec. 18, 1986
7	Pacific vs. San Jose St., N3d	Dec. 16, 1984
6	Washington vs. Stanford, NSF	Dec. 16, 2004
6	Southern California vs. Stanford, CH	Dec. 21, 2002
6	UCLA vs. Stanford, CH	Dec. 17, 1994
6	Nebraska vs. Pacific, NSF	Dec. 12, 1990
6	Stanford vs. Pacific, CH	Dec. 22, 1985
6	UCLA vs. Pacific, NSF	Dec. 20, 1985
6	San Diego St. vs. UCLA, NSF	Dec. 18, 1981
5	Nebraska vs. Stanford, CH	Dec. 16, 2006
5	Minnesota vs. Southern California, NSF	Dec. 16, 2004
5	Hawaii vs. Florida, NSF	Dec. 18, 2003
5	Florida vs. Southern California, NSF	Dec. 19, 2002
5	Hawaii vs. Nebraska, NSF	Dec. 14, 2000
5	Nebraska vs. Penn St., NSF	Dec. 17, 1998
5	Nebraska vs. Stanford, NSF	Dec. 19, 1996
5	Texas vs. Nebraska, CH	Dec. 16, 1995
5	BYU vs. Penn St., NSF	Dec. 16, 1993
5	Stanford vs. Southern California, NSF	Dec. 20, 1985
5	Southern California vs. Stanford, NSF	Dec. 20, 1985

SERVICE ACES, FIVE-SET MATCH

No.	Team vs. Opponent	Date
15	Stanford vs. San Diego St., N3d	Dec. 19, 1982
15	Hawaii vs. Stanford, NSF	Dec. 17, 1982
12	Pacific vs. Southern California, NSF	Dec. 18, 1981
11	Hawaii vs. Southern California, CH	Dec. 19, 1982
10	Southern California vs. Hawaii, CH	Dec. 19, 1982
10	San Diego St. vs. Stanford, N3d	Dec. 19, 1982
10	UCLA vs. Southern California, CH	Dec. 20, 1981
9	Stanford vs. Penn St., CH	Dec. 15, 2007
9	Penn St. vs. Long Beach St., CH	Dec. 19, 1998
9	UCLA vs. Long Beach St., CH	Dec. 21, 1991
8	Penn St. vs. Pacific, NSF	Dec. 16, 1999
8	Stanford vs. Texas, NSF	Dec. 14, 1995
8	Stanford vs. Texas, NSF	Dec. 17, 1987
7	Texas vs. Stanford, NSF	Dec. 17, 1987
7	UCLA vs. Stanford, CH	Dec. 16, 1984
7	Stanford vs. UCLA, CH	Dec. 16, 1984
7	UCLA vs. Pacific, NSF	Dec. 17, 1983
6	Stanford vs. Texas, NSF	Dec. 18, 2008
6	Southern California vs. Stanford, NSF	Dec. 13, 2007
6	Wisconsin vs. Nebraska, CH	Dec. 16, 2000
6	Stanford vs. Hawaii, NSF	Dec. 17, 1982
5	Texas vs. Penn St., CH	Dec. 19, 2009
5	Pacific vs. Penn St., NSF	Dec. 16, 1999
5	Southern California vs. UCLA, N3d	Dec. 22, 1985
5	Southern California vs. Pacific, NSF	Dec. 18, 1981
4	Penn St. vs. Texas, CH	Dec. 19, 2009
4	Texas vs. Stanford, NSF	Dec. 18, 2008
4	Nebraska vs. Wisconsin, CH	Dec. 16, 2000
4	UCLA vs. Penn St., NSF	Dec. 15, 1994
4	Southern California vs. UCLA, CH	Dec. 20, 1981

Defense**DIGS, THREE-SET MATCH**

No.	Team vs. Opponent	Date
88	Hawaii vs. Stanford, NSF	Dec. 17, 1983
82	Hawaii vs. Illinois, NSF	Dec. 17, 1987
77	Texas vs. UCLA, NSF	Dec. 15, 1988
76	Pacific vs. Texas, NSF	Dec. 18, 1986
75	Stanford vs. Pacific, NSF	Dec. 14, 1984
71	Illinois vs. Hawaii, NSF	Dec. 17, 1987
70	UCLA vs. Texas, NSF	Dec. 15, 1988
69	Texas vs. Hawaii, CH	Dec. 17, 1988
69	Hawaii vs. UCLA, CH	Dec. 19, 1983
67	Wisconsin vs. Southern California, NSF	Dec. 14, 2000
67	Florida vs. Penn St., NSF	Dec. 18, 1997
65	Hawaii vs. Stanford, NSF	Dec. 19, 2002
65	Texas vs. Pacific, NSF	Dec. 18, 1986
64	Penn St. vs. Stanford, CH	Dec. 20, 2008
63	Penn St. vs. Florida, NSF	Dec. 18, 1997
62	Ohio St. vs. Stanford, NSF	Dec. 15, 1994
61	Washington vs. Nebraska, CH	Dec. 17, 2005
60	California vs. Southern California, NSF	Dec. 16, 2010
60	Southern California vs. Wisconsin, NSF	Dec. 14, 2000
59	Pacific vs. Nebraska, CH	Dec. 20, 1986
58	Stanford vs. Hawaii, NSF	Dec. 19, 2002
58	Stanford vs. Ohio St., NSF	Dec. 15, 1994
57	Long Beach St. vs. Florida, NSF	Dec. 17, 1998
57	Hawaii vs. Florida, NSF	Dec. 19, 1996
57	Pacific vs. UCLA, CH	Dec. 14, 1990
57	Hawaii vs. Texas, CH	Dec. 17, 1988
56	Minnesota vs. Southern California, NSF	Dec. 18, 2003
55	UCLA vs. Florida, NSF	Dec. 17, 1992
55	Pacific vs. Stanford, NSF	Dec. 14, 1984
54	UCLA vs. Florida St., NSF	Dec. 15, 2011
54	Stanford vs. Penn St., CH	Dec. 20, 2008
54	Southern California vs. Minnesota, NSF	Dec. 18, 2003

DIGS, FOUR-SET MATCH

No.	Team vs. Opponent	Date
99	Stanford vs. UCLA, CH	Dec. 17, 1994
98	Minnesota vs. Southern California, NSF	Dec. 16, 2004
98	UCLA vs. Stanford, CH	Dec. 17, 1994
98	BYU vs. Penn St., NSF	Dec. 16, 1993
95	Penn St. vs. Nebraska, NSF	Dec. 17, 1998
92	Southern California, NSF	Dec. 16, 2004
92	Nebraska vs. Texas, CH	Dec. 16, 1995
91	UCLA vs. Nebraska, NSF	Dec. 14, 2006
91	Stanford vs. Washington, NSF	Dec. 16, 2004
90	Stanford vs. Hawaii, CH	Dec. 19, 1987
89	Washington vs. Stanford, NSF	Dec. 16, 2004
87	UCLA vs. Illinois, CH	Dec. 17, 2011
86	Hawaii vs. Stanford, CH	Dec. 19, 1987
85	Nebraska vs. UCLA, NSF	Dec. 14, 2006
84	Hawaii vs. Illinois, NSF	Dec. 15, 1988
83	Nebraska vs. Penn St., NSF	Dec. 17, 1998
83	Pacific vs. San Jose St., N3d	Dec. 16, 1984
82	Stanford vs. Pacific, CH	Dec. 22, 1985
81	Nebraska vs. Stanford, NSF	Dec. 18, 1986
81	San Jose St. vs. Pacific, N3d	Dec. 16, 1984
79	Long Beach St. vs. Stanford, NSF	Dec. 17, 1992
78	Pacific vs. UCLA, NSF	Dec. 20, 1985
77	Long Beach St. vs. Stanford, NSF	Dec. 18, 1997
77	Long Beach St. vs. LSU, NSF	Dec. 12, 1991
76	Illinois vs. UCLA, CH	Dec. 17, 2011
75	Hawaii vs. Penn St., NSF	Dec. 17, 2009
75	Hawaii vs. Florida, NSF	Dec. 18, 2003
75	Stanford vs. Long Beach St., NSF	Dec. 18, 1997
75	Stanford vs. Nebraska, NSF	Dec. 18, 1986
74	Long Beach St. vs. Penn St., CH	Dec. 18, 1993
74	Illinois vs. Hawaii, NSF	Dec. 15, 1988

DIGS, FIVE-SET MATCH

No.	Team vs. Opponent	Date
113	Stanford vs. Penn St., CH	Dec. 20, 1997
109	Stanford vs. Texas, NSF	Dec. 17, 1987
106	UCLA vs. Stanford, CH	Dec. 16, 1984
104	Stanford vs. Southern California, NSF	Dec. 13, 2007
101	Southern California vs. Stanford, NSF	Dec. 13, 2007
100	Stanford vs. Texas, NSF	Dec. 14, 1995
100	UCLA vs. Pacific, NSF	Dec. 17, 1983
98	Penn St. vs. Stanford, CH	Dec. 20, 1997
95	Illinois vs. Southern California, NSF	Dec. 15, 2011
94	Pacific vs. UCLA, NSF	Dec. 17, 1983
91	UCLA vs. Penn St., NSF	Dec. 15, 1994
87	Southern California vs. Illinois, NSF	Dec. 15, 2011
86	Long Beach St. vs. UCLA, CH	Dec. 21, 1991
86	Stanford vs. UCLA, CH	Dec. 16, 1984
84	Penn St. vs. Pacific, NSF	Dec. 16, 1999
84	Texas vs. Stanford, NSF	Dec. 14, 1995
82	Long Beach St. vs. Penn St., CH	Dec. 19, 1998
81	Texas vs. Penn St., CH	Dec. 19, 2009
81	Southern California vs. UCLA, N3d	Dec. 22, 1985
80	Penn St. vs. Texas, CH	Dec. 19, 2009
80	Texas vs. Stanford, NSF	Dec. 17, 1987
79	Texas vs. Stanford, NSF	Dec. 18, 2008
77	Pacific vs. Penn St., NSF	Dec. 16, 1999
77	Penn St. vs. UCLA, NSF	Dec. 15, 1994
76	Penn St. vs. Stanford, CH	Dec. 15, 2007
76	Nebraska vs. Michigan St., NSF	Dec. 14, 1995
76	Michigan St. vs. Nebraska, NSF	Dec. 14, 1995
75	Wisconsin vs. Nebraska, CH	Dec. 16, 2000
73	Nebraska vs. Wisconsin, CH	Dec. 16, 2000
67	Penn St. vs. Nebraska, NSF	Dec. 18, 2008
67	Stanford vs. Texas, NSF	Dec. 18, 2008

Miscellaneous

LONGEST MATCH

Time	Team vs. Opponent	Date
2:43	San Diego St. vs. Stanford, N3d	Dec. 19, 1982
2:37	Penn St. vs. Texas, CH	Dec. 19, 2009
2:35	Nebraska vs. Wisconsin, CH	Dec. 16, 2000
2:33	Illinois vs. Southern California, NSF	Dec. 15, 2011
2:31	Texas vs. Stanford, NSF	Dec. 14, 1995

SHORTEST MATCH

Time	Team vs. Opponent	Date
:50	UCLA vs. San Jose St., NSF	Dec. 14, 1984
1:00	Hawaii vs. Stanford, NSF	Dec. 17, 1983
1:00	San Diego St. vs. Pacific, N3d	Dec. 20, 1981
1:05	Long Beach St. vs. Florida, NSF	Dec. 16, 1993
1:05	Long Beach St. vs. Nebraska, CH	Dec. 16, 1989

YEAR RECORDS

(min. two matches played)

Attack

KILLS (1981-2000)

Team	Year	Sets	Kills
Hawaii	1982	10	189
Nebraska	1995	9	187
Stanford	1982	10	174
Long Beach St.	1991	9	173
San Diego St.	1982	8	167
Southern California	1981	10	163
UCLA	1992	7	162
Stanford	1997	9	161
Stanford	1992	8	158
Penn St.	1997	8	157
Stanford	1987	9	155
Southern California	1982	8	152
Pacific	1985	8	149
Penn St.	1998	9	147
UCLA	1984	8	147
UCLA	1994	9	145
Stanford	1984	8	143
Stanford	1985	8	141
UCLA	1981	9	140

Team	Year	Sets	Kills
UCLA	1991	8	137
UCLA	1985	9	136
Nebraska	2000	9	135
Long Beach St.	1998	8	134
Penn St.	1993	8	131
Texas	1995	9	130

KILLS WITH 30-POINT SCORING FORMAT (2001-07)

Team	Year	Sets	Kills
Stanford	2007	10	155
Southern California	2002	8	139
Nebraska	2006	8	138
Penn St.	2007	8	133
Florida	2003	8	133
Stanford	2004	7	129
Southern California	2003	7	123
Stanford	2006	7	121
Minnesota	2004	7	120
Stanford	2001	6	117

KILLS WITH 25-POINT SCORING FORMAT (2008-PRESENT)

Team	Year	Sets	Kills
Illinois	2011	9	136
Texas	2009	8	121
UCLA	2011	7	117
Penn St.	2009	8	115
Penn St.	2008	8	110
Stanford	2008	8	108
Penn St.	2010	6	99
California	2010	6	87

KILLS PER SET (1981-2000)

Team	Year	Sets	Kills	Avg.
UCLA	1992	7	162	23.14
Texas	1988	6	129	21.50
San Diego St.	1982	8	167	20.88
Nebraska	1995	9	187	20.78
Stanford	1992	8	158	19.75
Penn St.	1997	8	157	19.63
Long Beach St.	1991	9	173	19.22
Pacific	1986	6	115	19.17
Southern California	1982	8	152	19.00
Hawaii	1982	10	189	18.90
Pacific	1985	8	149	18.63
UCLA	1984	8	147	18.38
Stanford	1994	7	128	18.29
Hawaii	1988	7	128	18.29
Hawaii	1987	7	128	18.29
Stanford	1997	9	161	17.89
Stanford	1984	8	143	17.88
Long Beach St.	1993	7	125	17.86
Stanford	1999	6	107	17.83
Hawaii	1983	6	107	17.83
Stanford	1985	8	141	17.63
UCLA	1990	6	105	17.50
Stanford	1982	10	174	17.40
Stanford	1987	9	155	17.22
UCLA	1991	8	137	17.13

KILLS PER SET WITH 30-POINT SCORING FORMAT (2001-07)

Team	Year	Sets	Kills	Avg.
Stanford	2001	6	117	19.50
Stanford	2004	7	129	18.43
Washington	2005	6	110	18.33
Southern California	2003	7	123	17.57
Southern California	2002	8	139	17.38
Stanford	2006	7	121	17.29
Nebraska	2006	8	138	17.25
Minnesota	2004	7	120	17.14
Nebraska	2005	6	102	17.00
Penn St.	2007	8	133	16.63
Florida	2003	8	133	16.63

KILLS PER SET WITH 25-POINT SCORING FORMAT (2008-PRESENT)

Team	Year	Sets	Kills	Avg.
UCLA.....	2011	7	117	16.71
Penn St.....	2010	6	99	16.50
Texas.....	2009	8	121	15.13
Illinois.....	2011	9	136	15.11
California.....	2010	6	87	14.50
Penn St.....	2009	8	115	14.38
Penn St.....	2008	8	110	13.75
Stanford.....	2008	8	108	13.50

KILLS (OVERALL)

Team	Year	Sets	Kills
Hawaii.....	1982	10	189
Nebraska.....	1995	9	187
Stanford.....	1982	10	174
Long Beach St.....	1991	9	173
San Diego St.....	1982	8	167
Southern California.....	1981	10	163
UCLA.....	1992	7	162
Stanford.....	1997	9	161
Stanford.....	1992	8	158
Penn St.....	1997	8	157
Stanford.....	2007	10	155
Stanford.....	1987	9	155
Southern California.....	1982	8	152
Pacific.....	1985	8	149
Penn St.....	1998	9	147
UCLA.....	1984	8	147
UCLA.....	1994	9	145
Stanford.....	1984	8	143
Stanford.....	1985	8	141
UCLA.....	1981	9	140
Southern California.....	2002	8	139
Nebraska.....	2006	7	138
UCLA.....	1991	8	137
Illinois.....	2011	9	136
UCLA.....	1985	9	136
Nebraska.....	2000	9	135
Long Beach St.....	1998	8	134
Penn St.....	2007	8	133
Florida.....	2003	8	133
Penn St.....	1993	8	131

TOTAL ATTEMPTS (1981-2000)

Team	Year	Sets	TA
Stanford.....	1982	10	512
Hawaii.....	1982	10	509
San Diego St.....	1982	8	443
Nebraska.....	1995	9	442
Stanford.....	1987	9	432
Southern California.....	1981	10	431
Stanford.....	1997	9	425
Penn St.....	1997	8	418
Penn St.....	1998	9	416
UCLA.....	1994	9	412
UCLA.....	1985	9	398
Texas.....	1995	9	397
Stanford.....	1992	8	391
Pacific.....	1985	8	391
Long Beach St.....	1991	9	389
Penn St.....	1993	8	387
Southern California.....	1982	8	381
Stanford.....	1984	8	375
Pacific.....	1981	8	370
Stanford.....	1985	8	360
UCLA.....	1984	8	354
Hawaii.....	1987	7	353
UCLA.....	1992	7	350
Pacific.....	1984	7	350
UCLA.....	1981	9	348

TOTAL ATTEMPTS WITH 30-POINT SCORING FORMAT (2001-07)

Team	Year	Sets	TA
Stanford.....	2007	10	401
Nebraska.....	2006	8	367
Florida.....	2003	8	357
Southern California.....	2002	8	347
Minnesota.....	2004	7	322
Stanford.....	2006	7	307
Southern California.....	2003	7	307
Stanford.....	2004	7	301
Penn St.....	2007	8	281
Stanford.....	2002	7	274

TOTAL ATTEMPTS WITH 25-POINT SCORING FORMAT (2008-PRESENT)

Team	Year	Sets	TA
Illinois.....	2011	9	378
Penn St.....	2009	8	327
Stanford.....	2008	8	314
UCLA.....	2011	7	298
Texas.....	2009	8	283
Penn St.....	2008	8	281
California.....	2010	6	239
Penn St.....	2010	6	231

ATTEMPTS PER SET (1981-2000)

Team	Year	Sets	TA	Avg.
San Diego St.....	1982	8	443	55.38
Texas.....	1988	6	327	54.50
Penn St.....	1997	8	418	52.25
Stanford.....	1982	10	512	51.20
Hawaii.....	1982	10	509	50.90
Hawaii.....	1987	7	353	50.43
UCLA.....	1992	7	350	50.00
Pacific.....	1984	7	350	50.00
Stanford.....	1994	7	345	49.29
Nebraska.....	1995	9	442	49.11
Stanford.....	1992	8	391	48.88
Pacific.....	1985	8	391	48.88
Penn St.....	1993	8	387	48.38
Stanford.....	1987	9	432	48.00
Southern California.....	1982	8	381	47.63
Hawaii.....	1988	7	333	47.57
Stanford.....	1997	9	425	47.22
Stanford.....	1984	8	375	46.88
Pacific.....	1981	8	370	46.25
Penn St.....	1998	9	416	46.22
UCLA.....	1994	9	412	45.78
Stanford.....	1985	8	360	45.00
Hawaii.....	1983	6	270	45.00
UCLA.....	1984	8	354	44.25
UCLA.....	1985	9	398	44.22

ATTEMPTS PER SET WITH 30-POINT SCORING FORMAT (2001-07)

Team	Year	Sets	TA	Avg.
Minnesota.....	2004	7	322	46.00
Nebraska.....	2006	8	367	45.88
Florida.....	2003	8	357	44.63
Washington.....	2005	6	264	44.00
Stanford.....	2006	7	307	43.86
Southern California.....	2003	7	307	43.86
Southern California.....	2002	8	347	43.38
Stanford.....	2004	7	301	43.00
Stanford.....	2001	6	251	41.83
Nebraska.....	2005	6	248	41.33

ATTEMPTS PER SET WITH 25-POINT SCORING FORMAT (2008-PRESENT)

Team	Year	Sets	TA	Avg.
UCLA.....	2011	7	298	42.57
Illinois.....	2011	9	378	42.00
Penn St.....	2009	8	327	40.88
California.....	2010	6	239	39.83
Stanford.....	2008	8	314	39.25
Penn St.....	2010	6	231	38.50
Texas.....	2009	8	283	35.38
Penn St.....	2008	8	281	35.13

TOTAL ATTEMPTS (OVERALL)

Team	Year	Sets	TA
Stanford.....	1982	10	512
Hawaii.....	1982	10	509
San Diego St.....	1982	8	443
Nebraska.....	1995	9	442
Stanford.....	1987	9	432
Southern California.....	1981	10	431
Stanford.....	1997	9	425
Penn St.....	1997	8	418
Penn St.....	1998	9	416
UCLA.....	1994	9	412
Stanford.....	2007	10	401
UCLA.....	1985	9	398
Texas.....	1995	9	397
Stanford.....	1992	8	391
Pacific.....	1985	8	391
Long Beach St.....	1991	9	389
Penn St.....	1993	8	387
Southern California.....	1982	8	381
Illinois.....	2011	9	378
Stanford.....	1984	8	375
Pacific.....	1981	8	370
Nebraska.....	2006	8	367
Stanford.....	1985	8	360
Florida.....	2003	8	357
UCLA.....	1984	8	354
Hawaii.....	1987	7	353
UCLA.....	1992	7	350
Pacific.....	1984	7	350
UCLA.....	1981	9	348
Southern California.....	2002	8	347

HITTING PERCENTAGE* (1981-2000)

Team	Year	Sets	K-E/TA	Pct.
UCLA.....	1990	6	105-29/238	.319
Long Beach St.....	1998	8	134-42/291	.316
Pacific.....	1985	8	149-33/391	.297
Pacific.....	1986	6	115-39/258	.295
UCLA.....	1992	7	162-59/350	.294
UCLA.....	1991	8	137-45/314	.293
Stanford.....	1996	7	114-37/273	.282
Hawaii.....	1987	7	128-29/353	.280
Nebraska.....	2000	9	135-41/336	.280
UCLA.....	1984	8	147-51/354	.271
Penn St.....	1999	8	128-43/316	.269
Long Beach St.....	1989	7	101-40/228	.268
Nebraska.....	1995	9	187-69/442	.267
Texas.....	1988	6	129-44/327	.260
Stanford.....	1985	8	141-49/360	.256
Hawaii.....	1983	6	107-38/270	.256
Stanford.....	1984	8	143-48/375	.253
Stanford.....	1987	9	155-50/432	.243
Stanford.....	1992	8	158-64/391	.240
Long Beach St.....	1991	9	173-80/389	.239
San Diego St.....	1982	8	167-62/443	.237
Southern California.....	1982	8	152-63/381	.234
Long Beach St.....	1993	7	125-60/279	.233
Penn St.....	1997	8	157-61/418	.230
Stanford.....	1997	9	161-64/425	.228

HITTING PERCENTAGE* WITH 30-POINT SCORING FORMAT (2001-07)

Team	Year	Sets	K-E/TA	Pct.
Penn St.....	2007	8	133-41/281	.327
Stanford.....	2004	7	129-32/301	.322
Stanford.....	2001	6	117-42/251	.299
Nebraska.....	2005	6	102-31/244	.291
Washington.....	2005	6	110-34/264	.288
Long Beach St.....	2001	6	96-35/215	.284
Stanford.....	2007	10	155-44/401	.277
Stanford.....	2002	7	106-33/274	.266
Southern California.....	2003	7	121-44/307	.251
Stanford.....	2006	7	121-46/307	.244

HITTING PERCENTAGE* WITH 25-POINT SCORING FORMAT (2008-PRESENT)

Team	Year	Sets	K-E/TA	Pct.
Penn St.....	2010	6	99-26/231	.316
Texas.....	2009	8	121-35/283	.304
UCLA.....	2011	7	117-39/298	.262
Penn St.....	2009	8	115-32/327	.254
Illinois.....	2011	9	136-42/378	.249
Penn St.....	2008	8	110-41/281	.246
California.....	2010	6	87-30/239	.238
Stanford.....	2008	8	108-35/314	.232

*Hitting percentage is derived by subtracting errors from kills and dividing that remainder by total attempts.

HITTING PERCENTAGE (OVERALL) (Min. 15 attempts per set)

Team	Year	Sets	K-E/TA	Pct.
Penn St.....	2007	8	133-41/281	.327
Stanford.....	2004	7	129-32/301	.322
UCLA.....	1990	6	105-29/238	.319
Long Beach St.....	1998	8	134-42/291	.316
Penn St.....	2010	6	99-26/231	.316
Texas.....	2009	8	121-35/283	.304
Stanford.....	2001	6	117-42/251	.299
Pacific.....	1985	8	149-33/391	.297
Pacific.....	1986	6	115-39/258	.295
UCLA.....	1992	7	162-59/350	.294
UCLA.....	1991	8	137-45/314	.293
Nebraska.....	2005	6	102-31/244	.291
Washington.....	2005	6	110-34/264	.288
Long Beach St.....	2001	6	96-35/215	.284
Stanford.....	1996	7	114-37/273	.282
Hawaii.....	1987	7	128-29/353	.280
Nebraska.....	2000	9	135-41/336	.280
Stanford.....	2007	10	155-44/401	.277
UCLA.....	1984	8	147-51/354	.271
Penn St.....	1999	8	128-43/316	.269
Long Beach St.....	1989	7	101-40/228	.268
Nebraska.....	1995	9	187-69/442	.267
Stanford.....	2002	7	106-33/274	.266
UCLA.....	2011	7	117-39/298	.262
Texas.....	1988	6	129-44/327	.260
Stanford.....	1985	8	141-49/360	.256
Hawaii.....	1983	6	107-38/270	.256
Penn St.....	2009	8	115-32/327	.254
Stanford.....	1984	8	143-48/375	.253
Southern California.....	2003	7	121-44/307	.251

Setting

Assists not kept in championship box scores before 1984

ASSISTS (1984-2000)

Team	Year	Sets	Assists
Nebraska.....	1995	9	172
Long Beach St.....	1991	9	155
Stanford.....	1997	9	149
Stanford.....	1992	8	147
Penn St.....	1997	8	146
UCLA.....	1992	7	144
Pacific.....	1985	8	141
UCLA.....	1994	9	136
Stanford.....	1987	9	133
Stanford.....	1984	8	129
UCLA.....	1991	8	127
Penn St.....	1993	8	126
UCLA.....	1985	9	126
UCLA.....	1984	8	126
Nebraska.....	2000	9	125
Stanford.....	1985	8	125
Penn St.....	1998	9	122
Stanford.....	1994	7	121
Long Beach St.....	1993	7	120
Penn St.....	1999	8	118
Texas.....	1995	9	115
Southern California.....	1985	9	115
Texas.....	1988	6	114
Long Beach St.....	1998	8	113
Hawaii.....	1988	7	111

ASSISTS WITH 30-POINT SCORING FORMAT (2001-07)

Team	Year	Sets	Assists
Stanford.....	2007	10	143
Nebraska.....	2006	8	128
Southern California.....	2002	8	125
Stanford.....	2004	7	124
Florida.....	2003	8	124
Penn St.....	2007	8	121
Stanford.....	2006	7	116
Minnesota.....	2004	7	111
Southern California.....	2003	7	109
Stanford.....	2001	6	108

ASSISTS WITH 25-POINT SCORING FORMAT (2008-PRESENT)

Team	Year	Sets	Assists
Illinois.....	2011	9	133
UCLA.....	2011	7	114
Texas.....	2009	8	111
Penn St.....	2009	8	107
Penn St.....	2008	8	107
Stanford.....	2008	8	101
Penn St.....	2010	6	92
California.....	2010	6	83

ASSISTS PER SET (1984-2000)

Team	Year	Sets	Assists	Avg.
UCLA.....	1992	7	144	20.57
Nebraska.....	1995	9	172	19.11
Texas.....	1988	6	114	19.00
Stanford.....	1992	8	147	18.38
Penn St.....	1997	8	146	18.25
Pacific.....	1985	8	141	17.63
Stanford.....	1994	7	121	17.29
Long Beach St.....	1991	9	155	17.22
Long Beach St.....	1993	7	120	17.14
Pacific.....	1986	6	101	16.83
Stanford.....	1997	9	149	16.56
Stanford.....	1999	6	98	16.33
Stanford.....	1984	8	129	16.13
UCLA.....	1991	8	127	15.88
Hawaii.....	1988	7	111	15.86
Penn St.....	1993	8	126	15.75
UCLA.....	1984	8	126	15.75
Pacific.....	1990	7	110	15.71
Stanford.....	1985	8	125	15.63
Pacific.....	1984	7	108	15.43
UCLA.....	1990	6	92	15.33
Nebraska.....	1986	7	106	15.14
UCLA.....	1994	9	136	15.11
Hawaii.....	1987	7	104	14.86
Stanford.....	1987	9	133	14.78

ASSISTS PER SET WITH 30-POINT SCORING FORMAT (2001-07)

Team	Year	Sets	Assists	Avg.
Stanford.....	2001	6	108	18.00
Stanford.....	2004	7	124	17.71
Washington.....	2005	6	103	17.17
Stanford.....	2006	7	116	16.57
Nebraska.....	2005	6	98	16.33
Nebraska.....	2006	8	128	16.00
Minnesota.....	2004	7	111	15.86
Southern California.....	2002	8	125	15.63
Southern California.....	2003	7	109	15.57
Florida.....	2003	8	124	15.50

ASSISTS PER SET WITH 25-POINT SCORING FORMAT (2008-PRESENT)

Team	Year	Sets	Assists	Avg.
UCLA.....	2011	7	114	16.29
Penn St.....	2010	6	92	15.33
Illinois.....	2011	9	133	14.78
Texas.....	2009	8	111	13.88
California.....	2010	6	83	13.83
Penn St.....	2009	8	107	13.38
Penn St.....	2008	8	107	13.38
Stanford.....	2008	8	101	12.63

ASSISTS (OVERALL)

Team	Year	Sets	Assists
Nebraska.....	1995	9	172
Long Beach St.....	1991	9	155
Stanford.....	1997	9	149
Stanford.....	1992	8	147
Penn St.....	1997	8	146
UCLA.....	1992	7	144
Stanford.....	2007	10	143
Pacific.....	1985	8	141
UCLA.....	1994	9	136
Illinois.....	2011	9	133
Stanford.....	1987	9	133
Stanford.....	1984	8	129
Nebraska.....	2006	8	128
UCLA.....	1991	8	127
Penn St.....	1993	8	126
UCLA.....	1985	9	126
UCLA.....	1984	8	126
Southern California.....	2002	8	125
Nebraska.....	2000	9	125
Stanford.....	1985	8	125
Stanford.....	2004	7	124
Florida.....	2003	8	124
Penn St.....	1998	9	122
Penn St.....	2007	8	121
Stanford.....	1994	7	121
Long Beach St.....	1993	7	120
Penn St.....	1999	8	118
Stanford.....	2006	7	116
Texas.....	1995	9	115
Southern California.....	1985	9	115

Service**SERVICE ACES (1981-2000)**

Team	Year	Sets	Aces
Hawaii.....	1982	10	26
Pacific.....	1985	8	22
Stanford.....	1982	10	21
San Diego St.....	1982	8	20
Southern California.....	1982	8	17
Hawaii.....	1988	7	16
Long Beach St.....	1993	7	14
Penn St.....	1993	8	14
UCLA.....	1984	8	14
Penn St.....	1998	9	13
Stanford.....	1997	9	13
UCLA.....	1991	8	13
Pacific.....	1981	8	13
UCLA.....	1981	9	13
Stanford.....	1996	7	11
Long Beach St.....	1989	7	11
Stanford.....	1985	8	11
Pacific.....	1984	7	11
UCLA.....	1994	9	10
UCLA.....	1990	6	10
Nebraska.....	1989	6	10
Stanford.....	1987	9	10
Southern California.....	1985	8	10
Stanford.....	1984	8	10
Hawaii.....	1983	6	10
UCLA.....	1983	8	10

SERVICE ACES WITH 30-POINT SCORING FORMAT (2001-07)

Team	Year	Sets	Aces
Stanford.....	2002	7	14
Long Beach St.....	2001	6	14
Stanford.....	2006	7	12
Washington.....	2005	6	10
Southern California.....	2002	8	10
Stanford.....	2001	6	10
Stanford.....	2007	10	9
Nebraska.....	2006	8	9
Nebraska.....	2005	6	9
Penn St.....	2007	8	8

SERVICE ACES WITH 25-POINT SCORING FORMAT (2008-PRESENT)

Team	Year	Sets	Aces
Penn St.....	2010	6	12
Stanford.....	2008	8	8
UCLA.....	2011	7	7
Penn St.....	2009	8	7
Texas.....	2009	8	7
Penn St.....	2008	8	6
California.....	2010	6	5
Illinois.....	2011	9	4

SERVICE ACES PER SET (1981-2000)

Team	Year	Sets	Aces	Avg.
Pacific.....	1985	8	22	2.75
Hawaii.....	1982	10	26	2.60
San Diego St.....	1982	8	20	2.50
Hawaii.....	1988	7	16	2.29
Southern California.....	1982	8	17	2.13
Stanford.....	1982	10	21	2.10
Long Beach St.....	1993	7	14	2.00
Penn St.....	1993	8	14	1.75
UCLA.....	1984	8	14	1.75
UCLA.....	1990	6	10	1.67
Nebraska.....	1989	6	10	1.67
Hawaii.....	1983	6	10	1.67
UCLA.....	1991	8	13	1.63
Pacific.....	1981	8	13	1.63
Stanford.....	1996	7	11	1.57
Long Beach St.....	1989	7	11	1.57
Pacific.....	1984	7	11	1.57
Stanford.....	1999	6	9	1.50
Texas.....	1988	6	9	1.50
Penn St.....	1998	9	13	1.44
Stanford.....	1997	9	13	1.44
UCLA.....	1981	9	13	1.44
Stanford.....	1985	8	11	1.38
Hawaii.....	1996	6	8	1.33
San Diego St.....	1981	7	9	1.29

SERVICE ACES PER SET WITH 30-POINT SCORING FORMAT (2001-07)

Team	Year	Sets	Aces	Avg.
Long Beach St.....	2001	6	14	2.33
Stanford.....	2002	7	14	2.00
Stanford.....	2006	7	12	1.71
Washington.....	2005	6	10	1.67
Stanford.....	2001	6	10	1.67
Nebraska.....	2005	6	9	1.50
Southern California.....	2002	8	10	1.25
Nebraska.....	2006	8	9	1.13
Penn St.....	2007	8	8	1.00
Southern California.....	2003	7	7	1.00

SERVICE ACES PER SET WITH 25-POINT SCORING FORMAT (2008-PRESENT)

Team	Year	Sets	Aces	Avg.
Penn St.....	2010	6	12	2.00
UCLA.....	2011	7	7	1.00
Stanford.....	2008	8	8	1.00
Penn St.....	2009	8	7	0.88
Texas.....	2009	8	7	0.88
California.....	2010	6	5	0.83
Penn St.....	2008	8	6	0.75
Illinois.....	2011	9	4	0.44

SERVICE ACES (OVERALL)

Team	Year	Sets	Aces
Hawaii.....	1982	10	26
Pacific.....	1985	8	22
Stanford.....	1982	10	21
San Diego St.....	1982	8	20
Southern California.....	1982	8	17
Hawaii.....	1988	7	16
Stanford.....	2002	7	14
Long Beach St.....	2001	6	14
Long Beach St.....	1993	7	14
Penn St.....	1993	8	14
UCLA.....	1984	8	14
Penn St.....	1998	9	13
Stanford.....	1997	9	13
UCLA.....	1991	8	13

Team	Year	Sets	Aces
Pacific.....	1981	8	13
UCLA.....	1981	9	13
Penn St.....	2010	6	12
Stanford.....	2006	7	12
Stanford.....	1996	7	11
Long Beach St.....	1989	7	11
Stanford.....	1985	8	11
Pacific.....	1984	7	11
Washington.....	2005	6	10
Southern California.....	2002	8	10
Stanford.....	2001	6	10
UCLA.....	1994	9	10
UCLA.....	1990	6	10
Nebraska.....	1989	6	10
Stanford.....	1987	9	10
Southern California.....	1985	8	10
Stanford.....	1984	8	10
Hawaii.....	1983	6	10
UCLA.....	1983	8	10

Defense**DIGS (1981-2000)**

Team	Year	Sets	Digs
Stanford.....	1987	9	199
UCLA.....	1994	9	189
Stanford.....	1997	9	188
Nebraska.....	1995	9	168
Hawaii.....	1987	7	168
Long Beach St.....	1991	9	163
Penn St.....	1997	8	161
Stanford.....	1984	8	161
Stanford.....	1994	7	157
Hawaii.....	1983	6	157
Penn St.....	1998	9	155
Texas.....	1995	10	155
Pacific.....	1985	8	148
Texas.....	1988	6	146
UCLA.....	1983	8	143
Wisconsin.....	2000	8	142
Hawaii.....	1988	7	141
UCLA.....	1984	8	140
Long Beach St.....	1998	8	139
Pacific.....	1984	7	138
Stanford.....	1992	8	136
Pacific.....	1986	6	135
Penn St.....	1993	8	133
Nebraska.....	2000	9	132
Southern California.....	1985	9	132

DIGS WITH 30-POINT SCORING FORMAT (2001-07)

Team	Year	Sets	Digs
Stanford.....	2007	10	168
Nebraska.....	2006	8	155
Stanford.....	2004	7	136
Minnesota.....	2004	7	134
Florida.....	2003	8	130
Southern California.....	2003	7	127
Southern California.....	2002	8	124
Penn St.....	2007	8	111
Washington.....	2005	6	111
Stanford.....	2006	7	110

DIGS WITH 25-POINT SCORING FORMAT (2008-PRESENT)

Team	Year	Sets	Digs
Illinois.....	2011	9	171
Penn St.....	2009	8	146
UCLA.....	2011	7	141
Penn St.....	2008	8	131
Stanford.....	2008	8	121
Texas.....	2009	8	117
California.....	2010	6	105
Penn St.....	2010	6	102

DIGS PER SET (1981-2000)

Team	Year	Sets	Digs	Avg.
Hawaii	1983	6	157	26.17
Texas	1988	6	146	24.33
Hawaii	1987	7	168	24.00
Pacific	1986	6	135	22.50
Stanford	1994	7	157	22.43
Stanford	1987	9	199	22.11
UCLA	1994	9	189	21.00
Stanford	1997	9	188	20.89
Hawaii	1988	7	141	20.14
Penn St.	1997	8	161	20.13
Stanford	1984	8	161	20.13
Pacific	1984	7	138	19.71
Nebraska	1995	9	168	18.67
Nebraska	1986	7	130	18.57
Pacific	1985	8	148	18.50
Long Beach St.	1991	9	163	18.11
UCLA	1983	8	143	17.88
Wisconsin	2000	8	142	17.75
UCLA	1984	8	140	17.50
Long Beach St.	1998	8	139	17.38
Penn St.	1998	9	155	17.22
Stanford	1992	8	136	17.00
UCLA	1990	6	101	16.83
Penn St.	1993	8	133	16.63
UCLA	1992	7	116	16.57

DIGS PER SET WITH 30-POINT SCORING FORMAT (2001-07)

Team	Year	Sets	Digs	Avg.
Stanford	2004	7	136	19.43
Nebraska	2006	8	155	19.38
Minnesota	2004	7	134	19.14
Washington	2005	6	111	18.50
Southern California	2003	7	127	18.14
Stanford	2007	10	168	16.80
Florida	2003	8	130	16.25
Stanford	2006	7	110	15.71
Southern California	2002	8	124	15.50
Stanford	2002	7	108	15.43

DIGS PER SET WITH 25-POINT SCORING FORMAT (2008-PRESENT)

Team	Year	Sets	Digs	Avg.
UCLA	2011	7	141	20.14
Illinois	2011	9	171	19.00
Penn St.	2009	8	146	18.25
California	2010	6	105	17.50
Penn St.	2010	6	102	17.00
Penn St.	2008	8	131	16.38
Stanford	2008	8	121	15.13
Texas	2009	8	117	14.63

DIGS (OVERALL)

Team	Year	Sets	Digs
Stanford	1987	9	199
UCLA	1994	9	189
Stanford	1997	9	188
Illinois	2011	9	171
Stanford	2007	10	168
Nebraska	1995	9	168
Hawaii	1987	7	168
Long Beach St.	1991	9	163
Penn St.	1997	8	161
Stanford	1984	8	161
Stanford	1994	7	157
Hawaii	1983	6	157
Nebraska	2006	8	155
Penn St.	1998	9	155
Texas	1995	10	155
Pacific	1985	8	148
Penn St.	2009	8	146
Texas	1988	6	146
UCLA	1983	8	143
Wisconsin	2000	8	142
UCLA	2011	7	141
Hawaii	1988	7	141
UCLA	1984	8	140
Long Beach St.	1998	8	139
Pacific	1984	7	138
Stanford	2004	7	136
Stanford	1992	8	136
Pacific	1986	6	135
Minnesota	2004	7	134
Penn St.	1993	8	133



NCAA VOLLEYBALL

Championship Match Records

Individual Records.....	42
Individual Leaders	43
Team Records	47
Team Leaders.....	48



Individual Records

Official NCAA volleyball records began with the 1981 season and are based on information submitted to the NCAA statistics service by institutions participating in the statistics rankings. In statistical rankings, the rounding of percentages and/or averages may indicate ties where none exists. In these cases, the numerical order of the rankings is accurate.

The format of a match changed in 2008. The term "game" was changed to "set." Also, scoring for each set moved from 30 points to 25 points, except in matches that go to the full five sets, in which the winning score in the fifth set remains 15 points.

The match format previously changed in 2001, with scoring for each set moving from 15 points to 30 points, except in matches that went to the full five sets, in which the winning score in the fifth set remained 15 points.

In reflection of these changes, category leaders under the different scoring formats are separated in order to not eliminate the achievements of those student-athletes who played with the previous format.

Information on blocking has not been included in the following records since there appeared to be a significant variance in the methods by which blocking statistics were kept during the 1980s. Research continues to determine a standard by which to measure blocking statistics for NCAA record-keeping purposes.

Attack

KILLS

Three-set match

29—Ogonna Nnamani, Stanford vs. Minnesota, Dec. 18, 2004

Four-set match

28—Nichelle Burton, Long Beach St. vs. Penn St., Dec. 18, 1993

Five-set match

34—Destinee Hooker, Texas vs. Penn St., Dec. 19, 2009

TOTAL ATTEMPTS

Three-set match

56—Tarah Murrey, California vs. Penn St., Dec. 18, 2010

Four-set match

71—Rachael Kidder, UCLA vs. Illinois, Dec. 17, 2011

Five-set match

85—Tracy Clark, Southern California vs. Hawaii, Dec. 19, 1982

HITTING PERCENTAGE*

10-14 attempts

.571—Lisa Hudak, UCLA vs. Pacific, Dec. 14, 1990 (8-0/14)

15-19 attempts

.667—Joyce Kaapuni, Hawaii vs. UCLA, Dec. 19, 1983 (10-0/15)

20 or more attempts

.594—Teri McGrath, Pacific vs. Stanford, Dec. 22, 1985 (20-1/32)

*Hitting percentage is derived by subtracting errors from kills and dividing that remainder by total attempts.

Setting

ASSISTS

Three-set match

56—Robyn Lewis, Stanford vs. Long Beach St., Dec. 15, 2001

Four-set match

87—Christy Johnson, Nebraska vs. Texas, Dec. 16, 1995

Five-set match

81—Michelle Boyette, UCLA vs. Stanford, Dec. 16, 1984

Service

SERVICE ACES

Three-set match

4—Brittany Hochevar, Long Beach St. vs. Stanford, Dec. 15, 2001; Joyce Kaapuni, Hawaii vs. UCLA, Dec. 19, 1983

Four-set match

4—Keao Burdine, Southern California vs. Stanford, Dec. 21, 2002; Logan Tom, Stanford vs. Southern California, Dec. 21, 2002

Five-set match

5—Bryn Kehoe, Stanford vs. Penn St., Dec. 15, 2007

Defense

DIGS

Three-set match

18—Roberta Holehouse, Penn St. vs. Stanford, Dec. 20, 2008

Four-set match

29—Teresa Smith, Stanford vs. Hawaii, Dec. 19, 1987

Five-set match

30—Lisa Sharpley, Stanford vs. Penn St., Dec. 20, 1997; Kerri Walsh, Stanford vs. Penn St., Dec. 20, 1997

Individual Leaders

SINGLE-MATCH RECORDS

Attack

KILLS, THREE-SET MATCH

No.	Player, Team vs. Opponent	Date
29	Ogonna Nnamani, Stanford vs. Minnesota.....	Dec. 18, 2004
28	Tee Williams, Hawaii vs. Texas.....	Dec. 17, 1988
25	Logan Tom, Stanford vs. Long Beach St.....	Dec. 15, 2001
20	Lauren Cacciamani, Penn St. vs. Stanford.....	Dec. 18, 1999
20	Tara Gross, Long Beach St. vs. Nebraska.....	Dec. 16, 1989
19	Ogonna Nnamani, Stanford vs. Long Beach St.....	Dec. 15, 2001
18	Blair Brown, Penn St. vs. California.....	Dec. 18, 2010
18	Tayyiba Haneef, Long Beach St. vs. Stanford.....	Dec. 15, 2001
17	Kerri Walsh, Stanford vs. Hawaii.....	Dec. 21, 1996
17	Dawn Davenport, Texas vs. Hawaii.....	Dec. 17, 1988
16	Deja McClendon, Penn St. vs. California.....	Dec. 18, 2010
16	Tarah Murrey, California vs. Penn St.....	Dec. 18, 2010
16	Megan Hodge, Penn St. vs. Stanford.....	Dec. 20, 2008
16	Sarah Pavan, Nebraska vs. Washington.....	Dec. 17, 2005
16	Kristin Folkl, Stanford vs. Hawaii.....	Dec. 21, 1996
16	Dagmara Szyszczak, Texas vs. Hawaii.....	Dec. 17, 1988
16	Deidre Collins, Hawaii vs. UCLA.....	Dec. 19, 1983
15	Alix Klineman, Stanford vs. Penn St.....	Dec. 20, 2008
15	Christal Morrison, Washington vs. Nebraska.....	Dec. 17, 2005
15	Liz Masakayan, UCLA vs. Hawaii.....	Dec. 19, 1983
14	Teri McGrath, Pacific vs. Nebraska.....	Dec. 20, 1986
13	Erin Martin, Minnesota vs. Stanford.....	Dec. 18, 2004
13	Trisha Bratford, Minnesota vs. Stanford.....	Dec. 18, 2004
13	Krissy Fifer, Pacific vs. UCLA.....	Dec. 14, 1990
13	Enid Schonewise, Nebraska vs. Pacific.....	Dec. 20, 1986
13	Elaina Oden, Pacific vs. Nebraska.....	Dec. 20, 1986
12	Arielle Wilson, Penn St. vs. California.....	Dec. 18, 2010
12	Sanja Tomasevic, Washington vs. Nebraska.....	Dec. 17, 2005
12	Jennifer Saleaumua, Nebraska vs. Washington.....	Dec. 17, 2005
12	Marissa Hatchett, UCLA vs. Pacific.....	Dec. 14, 1990
12	Natalie Williams, UCLA vs. Pacific.....	Dec. 14, 1990

KILLS, FOUR-SET MATCH

No.	Player, Team vs. Opponent	Date
28	Nichelle Burton, Long Beach St. vs. Penn St.....	Dec. 18, 1993
27	Kim Oden, Stanford vs. Pacific.....	Dec. 22, 1985
25	Billie Winsett, Nebraska vs. Texas.....	Dec. 16, 1995
25	Kate Crnich, Nebraska vs. Texas.....	Dec. 16, 1995
25	Kristin Folkl, Stanford vs. UCLA.....	Dec. 17, 1994
25	Jen Reimers, Penn St. vs. Long Beach St.....	Dec. 18, 1993
24	Elaina Oden, Pacific vs. Stanford.....	Dec. 22, 1985
23	Keao Burdine, Southern California vs. Florida.....	Dec. 20, 2003
23	Marnie Triefenbach, Stanford vs. UCLA.....	Dec. 17, 1994
23	Jenny Johnson, UCLA vs. Stanford.....	Dec. 17, 1994
23	Annett Buckner, UCLA vs. Stanford.....	Dec. 17, 1994
22	Michelle Bartsch, Illinois vs. UCLA.....	Dec. 17, 2011
22	Sarah Pavan, Nebraska vs. Stanford.....	Dec. 16, 2006
22	Barbra Fontana, Stanford vs. Pacific.....	Dec. 22, 1985
21	Danielle Scott, Long Beach St. vs. Penn St.....	Dec. 18, 1993
21	Bev Oden, Stanford vs. UCLA.....	Dec. 19, 1992
21	Natalie Williams, UCLA vs. Stanford.....	Dec. 19, 1992
21	Tee Williams, Hawaii vs. Stanford.....	Dec. 19, 1987
20	Rachael Kidder, UCLA vs. Illinois.....	Dec. 17, 2011
20	Demetria Sance, Texas vs. Nebraska.....	Dec. 16, 1995
20	Elaine Youngs, UCLA vs. Stanford.....	Dec. 19, 1992
20	Teri McGrath, Pacific vs. Stanford.....	Dec. 22, 1985
19	Jordan Larson, Nebraska vs. Stanford.....	Dec. 16, 2006
19	Ogonna Nnamani, Stanford vs. Southern California.....	Dec. 21, 2002
18	Erin Waller, Stanford vs. Nebraska.....	Dec. 16, 2006
18	Aury Cruz, Florida vs. Southern California.....	Dec. 20, 2003
18	Allison Weston, Nebraska vs. Texas.....	Dec. 16, 1995
17	Colleen Ward, Illinois vs. UCLA.....	Dec. 17, 2011
17	Cary Wendell, Stanford vs. UCLA.....	Dec. 17, 1994
16	Katie Olsovsky, Southern California vs. Stanford.....	Dec. 21, 2002
16	Lisa Reitsma, Nebraska vs. Texas.....	Dec. 16, 1995
16	Jen McFadden, Nebraska vs. Texas.....	Dec. 16, 1995
16	Cary Wendell, Stanford vs. UCLA.....	Dec. 19, 1992
16	Therese Boyle, Pacific vs. Stanford.....	Dec. 22, 1985

KILLS, FIVE-SET MATCH

No.	Player, Team vs. Opponent	Date
34	Destinee Hooker, Texas vs. Penn St.....	Dec. 19, 2009
33	Lauren Cacciamani, Penn St. vs. Long Beach St.....	Dec. 19, 1998
32	Natalie Williams, UCLA vs. Long Beach St.....	Dec. 21, 1991
32	Liz Masakayan, UCLA vs. Stanford.....	Dec. 16, 1984
32	Tracy Clark, Southern California vs. Hawaii.....	Dec. 19, 1982
29	Dana Smith, Southern California vs. Hawaii.....	Dec. 19, 1982
28	Danielle Scott, Long Beach St. vs. UCLA.....	Dec. 21, 1991
26	Megan Hodge, Penn St. vs. Stanford.....	Dec. 15, 2007
25	Terri Zemaitis, Penn St. vs. Stanford.....	Dec. 20, 1997
25	Deidre Collins, Hawaii vs. Southern California.....	Dec. 19, 1982
23	Laura Pilakowski, Nebraska vs. Wisconsin.....	Dec. 16, 2000
23	Kori Pulaski, Hawaii vs. Southern California.....	Dec. 19, 1982
22	Kristin Folkl, Stanford vs. Penn St.....	Dec. 20, 1997
22	Antoinette White, Long Beach St. vs. UCLA.....	Dec. 21, 1991
22	Merja Connolly, UCLA vs. Stanford.....	Dec. 16, 1984
22	Bobbi Broer, Stanford vs. UCLA.....	Dec. 16, 1984
21	Megan Hodge, Penn St. vs. Texas.....	Dec. 19, 2009
21	Katie McGarrey, Southern California vs. UCLA.....	Dec. 20, 1981
20	Paula McNamee, Stanford vs. Penn St.....	Dec. 20, 1997
20	Lauren Cacciamani, Penn St. vs. Stanford.....	Dec. 20, 1997
20	Carrie Schonveld, Penn St. vs. Stanford.....	Dec. 20, 1997
20	Katie McGarrey, UCLA vs. Stanford.....	Dec. 16, 1984
19	Nicole Fawcett, Penn St. vs. Stanford.....	Dec. 15, 2007
19	Sherisa Livingston, Wisconsin vs. Nebraska.....	Dec. 16, 2000
19	Veronica Walls, Long Beach St. vs. Penn St.....	Dec. 19, 1998
19	Missy Yomes, Hawaii vs. Southern California.....	Dec. 19, 1982
19	Dana Smith, Southern California vs. UCLA.....	Dec. 20, 1981
19	Linda Robertson, UCLA vs. Southern California.....	Dec. 20, 1981
18	Alix Klineman, Stanford vs. Penn St.....	Dec. 15, 2007
18	Foluke Akinradewo, Stanford vs. Penn St.....	Dec. 15, 2007
18	Sarah Clark, Stanford vs. Penn St.....	Dec. 20, 1997
18	Elaine Youngs, UCLA vs. Long Beach St.....	Dec. 21, 1991

TOTAL ATTEMPTS, THREE-SET MATCH

No.	Player, Team vs. Opponent	Date
56	Tarah Murrey, California vs. Penn St.....	Dec. 18, 2010
54	Logan Tom, Stanford vs. Long Beach St.....	Dec. 15, 2001
50	Tee Williams, Hawaii vs. Texas.....	Dec. 17, 1988
48	Ogonna Nnamani, Stanford vs. Minnesota.....	Dec. 18, 2004
46	Alix Klineman, Stanford vs. Penn St.....	Dec. 20, 2008
44	Cynthia Barbosa, Stanford vs. Penn St.....	Dec. 20, 2008
44	Megan Hodge, Penn St. vs. Stanford.....	Dec. 20, 2008
44	Christal Morrison, Washington vs. Nebraska.....	Dec. 17, 2005
44	Lauren Cacciamani, Penn St. vs. Stanford.....	Dec. 18, 1999
42	Dawn Davenport, Texas vs. Hawaii.....	Dec. 17, 1988
42	Karen Dahlgren, Nebraska vs. Pacific.....	Dec. 20, 1986
40	Deja McClendon, Penn St. vs. California.....	Dec. 18, 2010
40	Carolyn Taeatafa, Hawaii vs. Texas.....	Dec. 17, 1988
39	Deidre Collins, Hawaii vs. UCLA.....	Dec. 19, 1983
38	Blair Brown, Penn St. vs. California.....	Dec. 18, 2010
38	Chris Houghttelling, Nebraska vs. Washington.....	Dec. 17, 2005
37	Tayyiba Haneef, Long Beach St. vs. Stanford.....	Dec. 15, 2001
35	Katy Eldridge, Pacific vs. UCLA.....	Dec. 14, 1990
35	Liz Masakayan, UCLA vs. Hawaii.....	Dec. 19, 1983
34	Nicole Fawcett, Penn St. vs. Stanford.....	Dec. 20, 2008
34	Sanja Tomasevic, Washington vs. Nebraska.....	Dec. 17, 2005
34	Tara Cross, Long Beach St. vs. Nebraska.....	Dec. 16, 1989
33	Kerri Walsh, Stanford vs. Penn St.....	Dec. 18, 1999
32	Erin Martin, Minnesota vs. Stanford.....	Dec. 18, 2004
32	Ogonna Nnamani, Stanford vs. Long Beach St.....	Dec. 15, 2001
32	Kerri Walsh, Stanford vs. Hawaii.....	Dec. 21, 1996
32	Kristin Folkl, Stanford vs. Hawaii.....	Dec. 21, 1996
32	Dagmara Szyszczak, Texas vs. Hawaii.....	Dec. 17, 1988
32	Enid Schonewise, Nebraska vs. Pacific.....	Dec. 20, 1986
31	Logan Tom, Stanford vs. Penn St.....	Dec. 18, 1999
31	Jocelyn Robins, Hawaii vs. Stanford.....	Dec. 21, 1996
31	Elizabeth Shannon, Nebraska vs. Long Beach St.....	Dec. 16, 1989

TOTAL ATTEMPTS, FOUR-SET MATCH

No.	Player, Team vs. Opponent	Date
71	Rachael Kidder, UCLA vs. Illinois.....	Dec. 17, 2011
67	Kristin Folkl, Stanford vs. UCLA.....	Dec. 17, 1994
66	Demetria Sance, Texas vs. Nebraska.....	Dec. 16, 1995
64	Michelle Bartsch, Illinois vs. UCLA.....	Dec. 17, 2011
64	Billie Winsett, Nebraska vs. Texas.....	Dec. 16, 1995
61	Annett Buckner, UCLA vs. Stanford.....	Dec. 17, 1994
59	Jenny Johnson, UCLA vs. Stanford.....	Dec. 17, 1994
57	Kim Oden, Stanford vs. Pacific.....	Dec. 22, 1985
56	Aury Cruz, Florida vs. Southern California.....	Dec. 20, 2003
55	Elaina Oden, Pacific vs. Stanford.....	Dec. 22, 1985
54	Marnie Triefenbach, Stanford vs. UCLA.....	Dec. 17, 1994
53	Jen Reimers, Penn St. vs. Long Beach St.....	Dec. 18, 1993
53	Nichelle Burton, Long Beach St. vs. Penn St.....	Dec. 18, 1993
52	Diana Jessie, Hawaii vs. Stanford.....	Dec. 19, 1987
51	Natalie Williams, UCLA vs. Stanford.....	Dec. 19, 1992
51	Barbra Fontana, Stanford vs. Pacific.....	Dec. 22, 1985
50	Keao Burdine, Southern California vs. Florida.....	Dec. 20, 2003
50	Allison Weston, Nebraska vs. Texas.....	Dec. 16, 1995
50	Danielle Scott, Long Beach St. vs. Penn St.....	Dec. 18, 1993
48	Jane Collymore, Florida vs. Southern California.....	Dec. 20, 2003
47	Colleen Ward, Illinois vs. UCLA.....	Dec. 17, 2011
46	April Ross, Southern California vs. Florida.....	Dec. 20, 2003
46	Logan Tom, Stanford vs. Southern California.....	Dec. 21, 2002
45	Sarah Pavan, Nebraska vs. Stanford.....	Dec. 16, 2006
45	Jordan Larson, Nebraska vs. Stanford.....	Dec. 16, 2006
45	Kara Milling, UCLA vs. Stanford.....	Dec. 17, 1994
45	Julie Maginot, Pacific vs. Stanford.....	Dec. 22, 1985
44	Angie Breitenfeld, Texas vs. Nebraska.....	Dec. 16, 1995
44	Tee Williams, Hawaii vs. Stanford.....	Dec. 19, 1987
42	Keao Burdine, Southern California vs. Stanford.....	Dec. 21, 2002
42	Kate Crnich, Nebraska vs. Texas.....	Dec. 16, 1995
42	Cary Wendell, Stanford vs. UCLA.....	Dec. 17, 1994
42	Zeynep Ton, Penn St. vs. Long Beach St.....	Dec. 18, 1993
42	Brita Schwerm, Long Beach St. vs. Penn St.....	Dec. 18, 1993
42	Beverly Oden, Stanford vs. UCLA.....	Dec. 19, 1992

TOTAL ATTEMPTS, FIVE-SET MATCH

No.	Player, Team vs. Opponent	Date
85	Tracy Clark, Southern California vs. Hawaii.....	Dec. 19, 1982
76	Destinee Hooker, Texas vs. Penn St.....	Dec. 19, 2009
73	Megan Hodge, Penn St. vs. Texas.....	Dec. 19, 2009
72	Kristin Folkl, Stanford vs. Penn St.....	Dec. 20, 1997
71	Liz Masakayan, UCLA vs. Stanford.....	Dec. 16, 1984
69	Lauren Cacciamani, Penn St. vs. Long Beach St.....	Dec. 19, 1998
66	Natalie Williams, UCLA vs. Long Beach St.....	Dec. 21, 1991
66	Kori Pulaski, Hawaii vs. Southern California.....	Dec. 19, 1982
64	Jenny Maastricht, Wisconsin vs. Nebraska.....	Dec. 16, 2000
63	Megan Hodge, Penn St. vs. Stanford.....	Dec. 15, 2007
61	Dana Smith, Southern California vs. Hawaii.....	Dec. 19, 1982
56	Antoinette White, Long Beach St. vs. UCLA.....	Dec. 21, 1991
56	Katie McGarrey, UCLA vs. Stanford.....	Dec. 16, 1984
56	Susan Compton, Stanford vs. UCLA.....	Dec. 16, 1984
55	Terri Zemaitis, Penn St. vs. Stanford.....	Dec. 20, 1997
55	Deidre Collins, Hawaii vs. Southern California.....	Dec. 19, 1982
54	Alix Klineman, Stanford vs. Penn St.....	Dec. 15, 2007
53	Carrie Schonveld, Penn St. vs. Long Beach St.....	Dec. 19, 1998
53	Merja Connolly, UCLA vs. Stanford.....	Dec. 16, 1984
52	Laura Pilakowski, Nebraska vs. Wisconsin.....	Dec. 16, 2000
52	Carrie Schonveld, Penn St. vs. Stanford.....	Dec. 20, 1997
50	Sherisa Livingston, Wisconsin vs. Nebraska.....	Dec. 16, 2000
49	Lauren Cacciamani, Penn St. vs. Stanford.....	Dec. 20, 1997
49	Elaine Youngs, UCLA vs. Long Beach St.....	Dec. 21, 1991
48	Christy Cochran, Penn St. vs. Stanford.....	Dec. 20, 1997
48	Danielle Scott, Long Beach St. vs. UCLA.....	Dec. 21, 1991
46	Linda Robertson, UCLA vs. Southern California.....	Dec. 20, 1981
45	Missy Yomes, Hawaii vs. Southern California.....	Dec. 19, 1982
45	Lisa Strand, Hawaii vs. Southern California.....	Dec. 19, 1982
44	Sarah Clark, Stanford vs. Penn St.....	Dec. 20, 1997

**HITTING PERCENTAGE
(10-14 attempts)***

Pct.	(K-E/TA) Player, Team vs. Opponent	Date
.571	(8-0/14) Lisa Hudak, UCLA vs. Pacific.....	Dec. 14, 1990
.545	(6-0/11) Darla Myhre, Washington vs. Nebraska.....	Dec. 17, 2005
.545	(7-1/11) Sherri Thormahlen, Long Beach St. vs. UCLA.....	Dec. 21, 1991
.500	(6-1/10) Sara Sandrik, Stanford vs. Long Beach St.....	Dec. 15, 2001
.462	(6-0/13) Lizzy Fitzgerald, Wisconsin vs. Nebraska.....	Dec. 16, 2000
.417	(6-1/12) Lizzie Suiter, Stanford vs. Minnesota.....	Dec. 18, 2004
.400	(6-2/10) Jessy Jones, Minnesota vs. Stanford.....	Dec. 18, 2004
.400	(4-0/10) Lori Endicott, Nebraska vs. Pacific.....	Dec. 20, 1986
.385	(6-1/13) Annie Luhrsens, Illinois vs. UCLA.....	Dec. 17, 2011
.385	(6-1/13) Barbara Ifejika, Stanford vs. Hawaii.....	Dec. 21, 1996

Pct.	(K-E/TA) Player, Team vs. Opponent	Date
.333	(6-2/12) Stacy Brittain, UCLA vs. Southern California.....	Dec. 20, 1981
.308	(4-0/13) Bonnie Bremner, Penn St. vs. Long Beach St.....	Dec. 19, 1998
.308	(6-2/13) Kim Ruddins, Southern California vs. Hawaii.....	Dec. 19, 1982
.286	(6-2/14) Alesha Deesting, Washington vs. Nebraska.....	Dec. 17, 2005
.286	(6-2/14) Michelle Chatman, Florida vs. Southern California.....	Dec. 20, 2003
.273	(4-1/11) Chastity Nobriga, Hawaii vs. Stanford.....	Dec. 21, 1996
.231	(4-1/13) Tara Conrad, Stanford vs. Penn St.....	Dec. 18, 1999
.200	(4-2/10) Trisonya Thompson, Long Beach St. vs. Nebraska.....	Dec. 16, 1989

HITTING PERCENTAGE**(15-19 attempts)***

Pct.	(K-E/TA) Player, Team vs. Opponent	Date
.667	(10-0/15) Joyce Kaapuni, Hawaii vs. UCLA.....	Dec. 19, 1983
.529	(11-2/17) Rachael Adams, Texas vs. Penn St.....	Dec. 19, 2009
.444	(9-1/18) Misty May, Long Beach St. vs. Penn St.....	Dec. 19, 1998
.421	(9-1/19) Stacie Nichols, Texas vs. Hawaii.....	Dec. 17, 1988
.400	(7-1/15) Alisha Glass, Penn St. vs. Stanford.....	Dec. 15, 2007
.375	(6-0/16) Shannon Hawari, California vs. Penn St.....	Dec. 18, 2010
.368	(9-2/19) Jennifer Hucke, Stanford vs. Minnesota.....	Dec. 18, 2004
.368	(9-2/19) Carrie Schonveld, Penn St. vs. Stanford.....	Dec. 18, 1999
.333	(9-3/18) Blair Brown, Penn St. vs. Stanford.....	Dec. 20, 2008
.333	(8-3/15) Kathy Herse, UCLA vs. Southern California.....	Dec. 20, 1981
.313	(8-3/16) Christa Harmotto, Penn St. vs. Stanford.....	Dec. 20, 2008
.294	(8-3/17) Bibiana Candelas, Southern California vs. Stanford.....	Dec. 21, 2002
.294	(8-3/17) Bibiana Candelas, Southern California vs. Stanford.....	Dec. 21, 2002
.278	(7-2/18) Adrienne Gehan, California vs. Penn St.....	Dec. 18, 2010
.263	(8-3/19) Greichaly Cepero, Nebraska vs. Wisconsin.....	Dec. 16, 2000
.235	(7-3/17) Ariel Scott, Penn St. vs. California.....	Dec. 18, 2010
.222	(6-2/18) Anne Wicks, Stanford vs. UCLA.....	Dec. 19, 1992
.222	(5-1/18) Mary Miller, Pacific vs. Nebraska.....	Dec. 20, 1986
.211	(8-4/19) Joy McKenzie, Long Beach St. vs. Penn St.....	Dec. 18, 1993
.200	(3-0/15) Jennifer Doris, Texas vs. Penn St.....	Dec. 19, 2009
.200	(6-3/15) Sharon Kasser, Pacific vs. UCLA.....	Dec. 14, 1990
.200	(5-2/15) Marcie Wurts, Hawaii vs. UCLA.....	Dec. 19, 1983

HITTING PERCENTAGE**(20 or more attempts)***

Pct.	(K-E/TA) Player, Team vs. Opponent	Date
.594	(20-1/32) Teri McGrath, Pacific vs. Stanford.....	Dec. 22, 1985
.563	(29-2/48) Ogonna Nnamani, Stanford vs. Minnesota.....	Dec. 18, 2004
.553	(22-1/38) Bobbi Broer, Stanford vs. UCLA.....	Dec. 16, 1984
.545	(12-0/22) Jennifer Saleaumua, Nebraska vs. Washington.....	Dec. 17, 2005
.545	(19-1/33) Ogonna Nnamani, Stanford vs. Southern California.....	Dec. 21, 2002
.529	(20-2/34) Tara Cross, Long Beach St. vs. Nebraska.....	Dec. 16, 1989
.500	(12-2/20) Arielle Wilson, Penn St. vs. Stanford.....	Dec. 15, 2007
.500	(14-2/24) Bibiana Candelas, Southern California vs. Florida.....	Dec. 20, 2003
.500	(16-2/28) Katie Olsovsky, Southern California vs. Stanford.....	Dec. 21, 2002
.500	(12-1/20) Emily Adams, Southern California vs. Stanford.....	Dec. 21, 2002
.500	(25-4/42) Kate Crnich, Nebraska vs. Texas.....	Dec. 16, 1995
.500	(13-3/20) Elaina Oden, Pacific vs. Nebraska.....	Dec. 20, 1986
.484	(16-1/31) Lisa Reitsma, Nebraska vs. Texas.....	Dec. 16, 1995
.469	(19-4/32) Ogonna Nnamani, Stanford vs. Long Beach St.....	Dec. 15, 2001
.459	(21-4/37) Katie McGarrey, Southern California vs. UCLA.....	Dec. 20, 1981
.455	(19-4/33) Veronica Walls, Long Beach St. vs. Penn St.....	Dec. 19, 1998
.452	(21-2/42) Bev Oden, Stanford vs. UCLA.....	Dec. 19, 1992
.450	(10-1/20) Lauri Jones, Long Beach St. vs. UCLA.....	Dec. 21, 1991
.438	(17-3/32) Kerri Walsh, Stanford vs. Hawaii.....	Dec. 21, 1996
.438	(16-2/32) Dagmara Szyszczak, Texas vs. Hawaii.....	Dec. 17, 1988
.435	(13-3/23) Christa Harmotto, Penn St. vs. Stanford.....	Dec. 15, 2007
.432	(18-2/37) Tayyiba Haneef, Long Beach St. vs. Stanford.....	Dec. 15, 2001
.429	(16-4/28) Sarah Pavan, Nebraska vs. Washington.....	Dec. 17, 2005
.429	(16-4/28) Barbara Ifejika, Stanford vs. Penn St.....	Dec. 20, 1997
.429	(16-1/35) Therese Boyle, Pacific vs. Stanford.....	Dec. 22, 1985
.425	(18-1/40) Foluke Akinradewo, Stanford vs. Penn St.....	Dec. 15, 2007
.417	(13-3/24) Tauna Vandeweghe, Southern California vs. UCLA.....	Dec. 20, 1981
.414	(16-4/29) Jen McFadden, Nebraska vs. Texas.....	Dec. 16, 1995
.406	(16-3/32) Kristin Folkl, Stanford vs. Hawaii.....	Dec. 21, 1996
.404	(27-4/57) Kim Oden, Stanford vs. Pacific.....	Dec. 22, 1985

*Hitting percentage is derived by subtracting errors from kills and dividing that remainder by total attempts.

Setting

Assists not kept in championship box scores before 1984

ASSISTS, THREE-SET MATCH

No.	Player, Team vs. Opponent	Date
56	Robyn Lewis, Stanford vs. Long Beach St.....	Dec. 15, 2001
51	Sue Schelfhout, Texas vs. Hawaii.....	Dec. 17, 1988
50	Martina Cincerova, Hawaii vs. Texas.....	Dec. 17, 1988

No.	Player, Team vs. Opponent	Date
48	Ogonna Nnamani, Stanford vs. Minnesota	Dec. 18, 2004
46	Kristin Carpenter, Penn St. vs. California	Dec. 18, 2010
45	Liz Hert, Pacific vs. Nebraska	Dec. 20, 1986
41	Courtney Thompson, Washington vs. Nebraska	Dec. 17, 2005
40	Alisha Glass, Penn St. vs. Stanford	Dec. 20, 2008
37	Bonnie Bremner, Penn St. vs. Stanford	Dec. 18, 1999
37	Lisa Sharpley, Stanford vs. Hawaii	Dec. 21, 1996
37	Melanie Beckenhauer, Pacific vs. UCLA	Dec. 14, 1990
36	Cassidy Lichtman, Stanford vs. Penn St.	Dec. 20, 2008
36	Tisha Delaney, Nebraska vs. Pacific	Dec. 20, 1986
34	Keri Nishimoto, Long Beach St. vs. Stanford	Dec. 15, 2001
34	Holly McPeak, UCLA vs. Pacific	Dec. 14, 1990
33	Carli Lloyd, California vs. Penn St.	Dec. 18, 2010
32	Lindsay Kagawa, Stanford vs. Penn St.	Dec. 18, 1999
31	Lindsey Taatjes, Minnesota vs. Stanford	Dec. 18, 2004
31	Robyn Ah Mow, Hawaii vs. Stanford	Dec. 21, 1996
29	Sheri Sanders, Long Beach St. vs. Nebraska	Dec. 16, 1989
25	Maggie Griffin, Nebraska vs. Washington	Dec. 17, 2005
23	Val Novak, Nebraska vs. Long Beach St.	Dec. 16, 1989
19	Kelly Bowman, Minnesota vs. Stanford	Dec. 18, 2004
16	Dani Busboom, Nebraska vs. Washington	Dec. 17, 2005

ASSISTS, FOUR-SET MATCH

No.	Player, Team vs. Opponent	Date
87	Christy Johnson, Nebraska vs. Texas	Dec. 16, 1995
71	Liz Hert, Pacific vs. Stanford	Dec. 22, 1985
70	Joy McKenzie, Long Beach St. vs. Penn St.	Dec. 18, 1993
69	Wendi Rush, Stanford vs. Pacific	Dec. 22, 1985
67	Carrie Feldman, Stanford vs. UCLA	Dec. 19, 1992
61	Bryn Kehoe, Stanford vs. Nebraska	Dec. 16, 2006
58	Rachel Holloway, Nebraska vs. Stanford	Dec. 16, 2006
58	Salima Davidson, Penn St. vs. Long Beach St.	Dec. 18, 1993
56	Toni Anderson, Southern California vs. Florida	Dec. 20, 2003
56	Lauren Moscovic, Florida vs. Southern California	Dec. 20, 2003
54	Julie Bremner, UCLA vs. Stanford	Dec. 19, 1992
53	Lauren Van Orden, UCLA vs. Illinois	Dec. 17, 2011
53	Carrie Busch, Texas vs. Nebraska	Dec. 16, 1995
52	Lisa Sharpley, Stanford vs. UCLA	Dec. 17, 1994
52	Kelly Flannigan, UCLA vs. Stanford	Dec. 17, 1994
48	Wendi Rush, Stanford vs. Hawaii	Dec. 19, 1987
47	Annie Luhrsen, Illinois vs. UCLA	Dec. 17, 2011
44	Martina Cincerova, Hawaii vs. Stanford	Dec. 19, 1987
35	Toni Anderson, Southern California vs. Stanford	Dec. 21, 2002
33	Tracy Lindquist, Southern California vs. Stanford	Dec. 21, 2002
29	Anna Robinson, Stanford vs. Southern California	Dec. 21, 2002
26	Cary Wendell, Stanford vs. UCLA	Dec. 17, 1994
19	Kim Coleman, UCLA vs. Stanford	Dec. 17, 1994
18	Katie Goldhahn, Stanford vs. Southern California	Dec. 21, 2002

ASSISTS, FIVE-SET MATCH

No.	Player, Team vs. Opponent	Date
81	Michelle Boyette, UCLA vs. Stanford	Dec. 16, 1984
72	Julie Bremner, UCLA vs. Long Beach St.	Dec. 21, 1991
70	Misty May, Long Beach St. vs. Penn St.	Dec. 19, 1998
70	Bonnie Bremner, Penn St. vs. Stanford	Dec. 20, 1997
70	Sabrina Hernandez, Long Beach St. vs. UCLA	Dec. 21, 1991
69	Lisa Sharpley, Stanford vs. Penn St.	Dec. 20, 1997
65	Alisha Glass, Penn St. vs. Stanford	Dec. 15, 2007
62	Bryn Kehoe, Stanford vs. Penn St.	Dec. 15, 2007
58	Bonnie Bremner, Penn St. vs. Long Beach St.	Dec. 19, 1998
53	Alisha Glass, Penn St. vs. Texas	Dec. 19, 2009
52	Greichaly Cepero, Nebraska vs. Wisconsin	Dec. 16, 2000
46	Lizzy Fitzgerald, Wisconsin vs. Nebraska	Dec. 16, 2000
46	Deidra Dvorak, Stanford vs. UCLA	Dec. 16, 1984
36	Ashley Engle, Texas vs. Penn St.	Dec. 19, 2009
27	Wendi Rush, Stanford vs. UCLA	Dec. 16, 1984
24	Michelle Kocher, Texas vs. Penn St.	Dec. 19, 2009

Service

SERVICE ACES, THREE-SET MATCH

No.	Player, Team vs. Opponent	Date
4	Brittany Hochevar, Long Beach St. vs. Stanford	Dec. 15, 2001
4	Joyce Kaapuni, Hawaii vs. UCLA	Dec. 19, 1983
3	Ali Longo, Penn St. vs. California	Dec. 18, 2010
3	Ashley Ivy, Stanford vs. Long Beach St.	Dec. 15, 2001
2	Robin Rostratter, California vs. Penn St.	Dec. 18, 2010
2	Sarah Pavan, Nebraska vs. Washington	Dec. 17, 2005
2	Traci Broadway, UCLA vs. Pacific	Dec. 14, 1990
2	Sherri Thormahlen, Long Beach St. vs. Nebraska	Dec. 16, 1989
2	Val Novak, Nebraska vs. Long Beach St.	Dec. 16, 1989

No.	Player, Team vs. Opponent	Date
2	Dagmara Szyszczak, Texas vs. Hawaii	Dec. 17, 1988
2	Kris Pulaski, Hawaii vs. UCLA	Dec. 19, 1983

SERVICE ACES, FOUR-SET MATCH

No.	Player, Team vs. Opponent	Date
4	Keao Burdine, Southern California vs. Stanford	Dec. 21, 2002
4	Logan Tom, Stanford vs. Southern California	Dec. 21, 2002
3	Rachel Schwartz, Nebraska vs. Stanford	Dec. 16, 2006
3	Bryn Kehoe, Stanford vs. Nebraska	Dec. 16, 2006
3	Elaina Oden, Pacific vs. Stanford	Dec. 22, 1985
2	Jackie Wolfe, Illinois vs. UCLA	Dec. 17, 2011
2	April Ross, Southern California vs. Florida	Dec. 20, 2003
2	Kerri Walsh, Stanford vs. Hawaii	Dec. 21, 1996
2	Christy Johnson, Nebraska vs. Texas	Dec. 16, 1995
2	Jenny Johnson, UCLA vs. Stanford	Dec. 17, 1994
2	Kim Krull, UCLA vs. Stanford	Dec. 17, 1994
2	Joy McKenzie, Long Beach St. vs. Penn St.	Dec. 18, 1993
2	Brita Schwerm, Long Beach St. vs. Penn St.	Dec. 18, 1993
2	Carrie Feldman, Stanford vs. UCLA	Dec. 19, 1992
2	Julie Maginot, Pacific vs. Stanford	Dec. 22, 1985
2	Liz Hert, Pacific vs. Stanford	Dec. 22, 1985
2	Barbra Fontana, Stanford vs. Pacific	Dec. 22, 1985
2	Kim Oden, Stanford vs. Pacific	Dec. 22, 1985

SERVICE ACES, FIVE-SET MATCH

No.	Player, Team vs. Opponent	Date
5	Bryn Kehoe, Stanford vs. Penn St.	Dec. 15, 2007
3	Lauren Cacciamani, Penn St. vs. Long Beach St.	Dec. 19, 1998
3	Natalie Williams, UCLA vs. Long Beach St.	Dec. 21, 1991
3	Barbra Fontana, Stanford vs. UCLA	Dec. 16, 1984
3	Deidre Collins, Hawaii vs. Southern California	Dec. 19, 1982
3	Janice Johnson, Southern California vs. Hawaii	Dec. 19, 1982
3	Margaret Grant, Southern California vs. Hawaii	Dec. 19, 1982
3	Cammy Chalmers, UCLA vs. Southern California	Dec. 20, 1981
2	Cathy Quilico, Penn St. vs. Texas	Dec. 19, 2009
2	Alyssa D'Errico, Penn St. vs. Texas	Dec. 19, 2009
2	Destinee Hooker, Texas vs. Penn St.	Dec. 19, 2009
2	Ashley Engle, Texas vs. Penn St.	Dec. 19, 2009
2	Nicole Fawcett, Penn St. vs. Stanford	Dec. 15, 2007
2	Franci Girard, Stanford vs. Penn St.	Dec. 15, 2007
2	Laura Pilakowski, Nebraska vs. Wisconsin	Dec. 16, 2000
2	Lizzy Fitzgerald, Wisconsin vs. Nebraska	Dec. 16, 2000
2	Misty May, Long Beach St. vs. Penn St.	Dec. 19, 1998
2	Lisa Sharpley, Stanford vs. Penn St.	Dec. 20, 1997
2	Marissa Hatchett, UCLA vs. Long Beach St.	Dec. 21, 1991
2	Elaine Youngs, UCLA vs. Long Beach St.	Dec. 21, 1991
2	Wendy Fletcher, UCLA vs. Stanford	Dec. 16, 1984
2	Deidra Dvorak, Stanford vs. UCLA	Dec. 16, 1984
2	Kim Oden, Stanford vs. UCLA	Dec. 16, 1984
2	Missy Yomes, Hawaii vs. Southern California	Dec. 19, 1982
2	Kris Pulaski, Hawaii vs. Southern California	Dec. 19, 1982
2	Lisa Strand, Hawaii vs. Southern California	Dec. 19, 1982
2	Tracy Clark, Southern California vs. Hawaii	Dec. 19, 1982
2	Cathy Stukel, Southern California vs. UCLA	Dec. 20, 1981

Defense

DIGS, THREE-SET MATCH

No.	Player, Team vs. Opponent	Date
18	Roberta Holehouse, Penn St. vs. Stanford	Dec. 20, 2008
17	Carolyn Taeaatafa, Hawaii vs. Texas	Dec. 17, 1988
16	Robin Rostratter, California vs. Penn St.	Dec. 18, 2010
16	Gabi Ailes, Stanford vs. Penn St.	Dec. 20, 2008
16	Katie Salen, Texas vs. Hawaii	Dec. 17, 1988
16	Joyce Kaapuni, Hawaii vs. UCLA	Dec. 19, 1983
15	Cynthia Barboza, Stanford vs. Penn St.	Dec. 20, 2008
15	Paula Gentil, Minnesota vs. Stanford	Dec. 18, 2004
15	Logan Tom, Stanford vs. Penn St.	Dec. 18, 1999
15	Vikki Simonis, Pacific vs. UCLA	Dec. 14, 1990
15	Lori Endicott, Nebraska vs. Pacific	Dec. 20, 1986
14	Megan Hodge, Penn St. vs. Stanford	Dec. 20, 2008
14	Courtney Schultz, Stanford vs. Minnesota	Dec. 18, 2004
14	Dawn Davenport, Texas vs. Hawaii	Dec. 17, 1988
14	Elaina Oden, Pacific vs. Nebraska	Dec. 20, 1986
14	Marcie Wurts, Hawaii vs. UCLA	Dec. 19, 1983
13	Alyssa D'Errico, Penn St. vs. California	Dec. 18, 2010
13	Sanja Tomasevic, Washington vs. Nebraska	Dec. 17, 2005
13	Dagmara Szyszczak, Texas vs. Hawaii	Dec. 17, 1988
13	Martina Cincerova, Hawaii vs. Texas	Dec. 17, 1988

No.	Player, Team vs. Opponent	Date
12	Jordan Larson, Nebraska vs. Washington	Dec. 17, 2005
12	Logan Tom, Stanford vs. Long Beach St.	Dec. 15, 2001
12	Anna Vorwerk, Hawaii vs. Texas	Dec. 17, 1988
11	Carli Lloyd, California vs. Penn St.	Dec. 18, 2010
11	Nicole Fawcett, Penn St. vs. Stanford	Dec. 20, 2008
11	Danka Danicic, Washington vs. Nebraska	Dec. 17, 2005
11	Chris Houghtelling, Nebraska vs. Washington	Dec. 17, 2005
11	Kristin Richards, Stanford vs. Minnesota	Dec. 18, 2004
11	Jenny Evans, UCLA vs. Pacific	Dec. 14, 1990
11	Samantha Shaver, UCLA vs. Pacific	Dec. 14, 1990
11	Kris Pulaski, Hawaii vs. UCLA	Dec. 19, 1983

DIGS, FOUR-SET MATCH

No.	Player, Team vs. Opponent	Date
29	Teresa Smith, Stanford vs. Hawaii	Dec. 19, 1987
26	Jennifer Beltran, Illinois vs. UCLA	Dec. 17, 2011
24	Julie Bremner, UCLA vs. Stanford	Dec. 19, 1992
22	Allison Weston, Nebraska vs. Texas	Dec. 16, 1995
21	Dani Busboom, Nebraska vs. Stanford	Dec. 16, 2006
21	Kate Crnich, Nebraska vs. Texas	Dec. 16, 1995
21	Lisa Sharpley, Stanford vs. UCLA	Dec. 17, 1994
20	Jessica Fishburn, Stanford vs. Nebraska	Dec. 16, 2006
20	Annett Buckner, UCLA vs. Stanford	Dec. 17, 1994
20	Amy Hayes, Stanford vs. Pacific	Dec. 22, 1985
19	Lainey Gera, UCLA vs. Illinois	Dec. 17, 2011
19	April Ross, Southern California vs. Florida	Dec. 20, 2003
19	Kara Milling, UCLA vs. Stanford	Dec. 17, 1994
19	Jen Reimers, Penn St. vs. Long Beach St.	Dec. 18, 1993
19	Barbra Fontana, Stanford vs. Pacific	Dec. 22, 1985
18	Bojana Todorovic, UCLA vs. Illinois	Dec. 17, 2011
18	Aury Cruz, Florida vs. Southern California	Dec. 20, 2003
18	Jenny Johnson, UCLA vs. Stanford	Dec. 17, 1994
18	Kim Krull, UCLA vs. Stanford	Dec. 17, 1994
18	Brita Schwerm, Long Beach St. vs. Penn St.	Dec. 18, 1993
17	Lauren Van Orden, UCLA vs. Illinois	Dec. 17, 2011
17	Keao Burdine, Southern California vs. Florida	Dec. 20, 2003
17	Marnie Triefenbach, Stanford vs. UCLA	Dec. 17, 1994
17	Barbara Ifejika, Stanford vs. UCLA	Dec. 17, 1994
17	Martina Cincerova, Hawaii vs. Stanford	Dec. 19, 1987
17	Teri McGrath, Pacific vs. Stanford	Dec. 22, 1985
16	Kelly Reeves, UCLA vs. Illinois	Dec. 17, 2011
16	Nicole Davis, Southern California vs. Florida	Dec. 20, 2003
16	Cary Wendell, Stanford vs. UCLA	Dec. 17, 1994
16	Wendi Rush, Stanford vs. Pacific	Dec. 22, 1985

DIGS, FIVE-SET MATCH

No.	Player, Team vs. Opponent	Date
30	Lisa Sharpley, Stanford vs. Penn St.	Dec. 20, 1997
30	Kerri Walsh, Stanford vs. Penn St.	Dec. 20, 1997
26	Heather Kisner, Texas vs. Penn St.	Dec. 19, 2009
25	Anja Grabovac, Long Beach St. vs. Penn St.	Dec. 19, 1998
25	Terri Zemaitis, Penn St. vs. Stanford	Dec. 20, 1997
24	Liz Masakayan, UCLA vs. Stanford	Dec. 16, 1984
22	Alyssa D'Errico, Penn St. vs. Texas	Dec. 19, 2009
22	Carrie Schonveld, Penn St. vs. Stanford	Dec. 20, 1997
20	Katie McGarrey, UCLA vs. Stanford	Dec. 16, 1984
20	Susan Compton, Stanford vs. UCLA	Dec. 16, 1984
18	Kristin Folk, Stanford vs. Penn St.	Dec. 20, 1997
18	Michelle Boyette, UCLA vs. Stanford	Dec. 16, 1984
17	Destinee Hooker, Texas vs. Penn St.	Dec. 19, 2009
17	Roberta Holehouse, Penn St. vs. Stanford	Dec. 15, 2007
17	Natalie Williams, UCLA vs. Long Beach St.	Dec. 21, 1991
17	Antoinette White, Long Beach St. vs. UCLA	Dec. 21, 1991
17	Merja Connolly, UCLA vs. Stanford	Dec. 16, 1984
16	Jenny Maastricht, Wisconsin vs. Nebraska	Dec. 16, 2000
16	Lindsay Anderson, Penn St. vs. Long Beach St.	Dec. 19, 1998
16	Christy Cochran, Penn St. vs. Stanford	Dec. 20, 1997
16	Sabrina Hernandez, Long Beach St. vs. UCLA	Dec. 21, 1991
16	Kate Price, Penn St. vs. Stanford	Dec. 15, 2007
15	Alix Klineman, Stanford vs. Penn St.	Dec. 15, 2007
15	Angie Oxley, Nebraska vs. Wisconsin	Dec. 16, 2000
15	Laura Pilakowski, Nebraska vs. Wisconsin	Dec. 16, 2000
15	Erin Byrd, Wisconsin vs. Nebraska	Dec. 16, 2000
15	Christine Romero, Long Beach St. vs. UCLA	Dec. 21, 1991
14	Blair Brown, Penn St. vs. Texas	Dec. 19, 2009
14	Ashley Engle, Texas vs. Penn St.	Dec. 19, 2009
14	Kim Behrends, Nebraska vs. Wisconsin	Dec. 16, 2000
14	Kristy Kierulff, Long Beach St. vs. Penn St.	Dec. 19, 1998
14	Barbara Ifejika, Stanford vs. Penn St.	Dec. 20, 1997
14	Bonnie Bremner, Penn St. vs. Stanford	Dec. 20, 1997
14	Wendi Rush, Stanford vs. UCLA	Dec. 16, 1984

Team Records

Official NCAA volleyball records began with the 1981 season and are based on information submitted to the NCAA statistics service by institutions participating in the statistics rankings. In statistical rankings, the rounding of percentages and/or averages may indicate ties where none exists. In these cases, the numerical order of the rankings is accurate.

The format of a match changed in 2008. The term "game" was changed to "set." Also, scoring for each set moved from 30 points to 25 points, except in matches that go to the full five sets, in which the winning score in the fifth set remains 15 points.

The match format previously changed in 2001, with scoring for each set moving from 15 points to 30 points, except in matches that went to the full five sets, in which the winning score in the fifth set remained 15 points.

In reflection of these changes, category leaders under the different scoring formats are separated in order to not eliminate the achievements of those student-athletes who played with the previous format.

Information on blocking has not been included in the following records since there appeared to be a significant variance in the methods by which blocking statistics were kept during the 1980s. Research continues to determine a standard by which to measure blocking statistics for NCAA record-keeping purposes.

Attack

KILLS

Three-set match

63—Stanford vs. Long Beach St., Dec. 15, 2001

Four-set match

101—Nebraska vs. Texas, Dec. 16, 1995

Five-set match

108—UCLA vs. Stanford, Dec. 16, 1984

TOTAL ATTEMPTS

Three-set match

161—Hawaii vs. Texas, Dec. 17, 1988

Four-set match

232—UCLA vs. Stanford, Dec. 17, 1994

Five-set match

273—UCLA vs. Stanford, Dec. 16, 1984

HITTING PERCENTAGE*

Three-set match

.436—Stanford vs. Minnesota, Dec. 18, 2004 (58-10/110)

Four-set match

.349—Pacific vs. Stanford, Dec. 22, 1985 (87-14/209)

Five-set match

.328—Long Beach St. vs. Penn St., Dec. 19, 1998 (87-25/189)

*Hitting percentage is derived by subtracting errors from kills and dividing that remainder by total attempts.

Setting

Assists not kept in championship box scores before 1984

ASSISTS

Three-set match

60—Stanford vs. Long Beach St., Dec. 15, 2001

Four-set match

94—Nebraska vs. Texas, Dec. 16, 1995

Five-set match

98—UCLA vs. Stanford, Dec. 16, 1984

Service

SERVICE ACES

Three-set match

8—Hawaii vs. UCLA, Dec. 19, 1983

Four-set match

10—Pacific vs. Stanford, Dec. 22, 1985

Five-set match

11—Hawaii vs. Southern California, Dec. 19, 1982

Defense

DIGS

Three-set match

69—Texas vs. Hawaii, Dec. 17, 1988; Hawaii vs. UCLA, Dec. 19, 1983

Four-set match

99—Stanford vs. UCLA, Dec. 17, 1994

Five-set match

113—Stanford vs. Penn St., Dec. 20, 1997

Miscellaneous

POINTS SCORED

Three-set match

46—Texas vs. Hawaii, Dec. 17, 1988 (15-4, 16-14, 15-13)

Three-set match with 30-point scoring format

91—Stanford vs. Long Beach St., Dec. 15, 2001 (31-29, 30-28, 30-25)

Three-set match with 25-point scoring format

77—Penn St. vs. California, Dec. 18, 2010 (25-20, 27-25, 25-20)

Four-set match

60—Pacific vs. Stanford, Dec. 22, 1985 (15-17, 15-7, 15-12, 15-13)

Four-set match with 30-point scoring format

117—Nebraska vs. Stanford, Dec. 16, 2006 (27-30, 30-26, 30-28, 30-27)

Four-set match with 25-point scoring format

99—UCLA vs. Illinois, Dec. 17, 2011 (25-23, 23-25, 26-24, 25-16)

Five-set match

72—Long Beach St. vs. Penn St., Dec. 19, 1998 (15-3, 15-10, 13-15, 14-16, 15-12)

Five-set match with 30-point scoring format

119—Stanford vs. Penn St., Dec. 15, 2007 (25-30, 26-30, 30-23, 30-19, 8-15)

Five-set match with 25-point scoring format

107—Penn St. vs. Texas, Dec. 19, 2009 (22-25, 20-25, 25-23, 25-21, 15-13); Texas vs. Penn St., Dec. 19, 2009.

Single set

17—Penn St. vs. Stanford, Dec. 20, 1997 (17-15); Stanford vs. Pacific, Dec. 22, 1985 (17-15)

Single set with 30-point scoring format

31—Stanford vs. Long Beach St., Dec. 15, 2001 (31-29)

Single set with 25-point scoring format

27—Penn St. vs. California, Dec. 18, 2010 (27-25)

FEWEST POINTS ALLOWED

Three-set match

15—Stanford vs. Hawaii, Dec. 21, 1996 (15-7, 15-3, 15-5)

Three-set match with 30-point scoring format

71—Stanford vs. Minnesota, Dec. 18, 2004 (30-23, 30-27, 30-21)

Three-set match with 25-point scoring format

65—Penn St. vs. California, Dec. 18, 2010 (25-20, 27-25, 25-20)

Four-set match

36—Hawaii vs. Stanford, Dec. 19, 1987 (15-10, 15-10, 9-15, 15-1)

Four-set match with 30-point scoring format

102—Southern California vs. Florida, Dec. 20, 2003 (25-30, 30-27, 30-19, 30-26)

Four-set match with 25-point scoring format

88—UCLA vs. Illinois, Dec. 17, 2011 (25-23, 23-25, 26-24, 25-16)

Five-set match

50—Nebraska vs. Wisconsin, Dec. 16, 2000 (15-9, 9-15, 7-15, 15-2, 15-9)

Five-set match with 30-point scoring format

117—Stanford vs. Penn St., Dec. 15, 2007 (25-30, 26-30, 30-23, 30-19, 8-15)

Five-set match with 25-point scoring format

107—Penn St. vs. Texas, Dec. 19, 2009 (22-25, 20-25, 25-23, 25-21, 15-13); Texas vs. Penn St., Dec. 19, 2009 (25-22, 25-20, 23-25, 21-25, 13-15).

Single set

0—Long Beach St. vs. Nebraska, Dec. 16, 1989 (15-0)

Single set with 30-point scoring format

19—Stanford vs. Penn St., Dec. 15, 2007 (30-19); Southern California vs. Florida, Dec. 20, 2003 (30-19)

Single set with 25-point scoring format

16—UCLA vs. Illinois, Dec. 17, 2011 (25-16)

LONGEST MATCH

2:37—Penn St. vs. Texas, Dec. 19, 2009 (3-2)

SHORTEST MATCH

1:05—Long Beach St. vs. Nebraska, Dec. 16, 1989 (3-0)

Team Leaders

SINGLE-MATCH RECORDS

Attack

KILLS, THREE-SET MATCH

No.	Team vs. Opponent	Date
63	Stanford vs. Long Beach St.	Dec. 15, 2001
61	Texas vs. Hawaii	Dec. 17, 1988
60	Hawaii vs. Texas	Dec. 17, 1988
58	Stanford vs. Minnesota	Dec. 18, 2004
56	Pacific vs. Nebraska	Dec. 20, 1986
55	Minnesota vs. Stanford	Dec. 18, 2004
55	Stanford vs. Hawaii	Dec. 21, 1996
54	Penn St. vs. California	Dec. 18, 2010
51	Nebraska vs. Washington	Dec. 17, 2005
50	Washington vs. Nebraska	Dec. 17, 2005
50	Hawaii vs. UCLA	Dec. 19, 1983
49	UCLA vs. Pacific	Dec. 14, 1990
48	Penn St. vs. Stanford	Dec. 18, 1999
46	Pacific vs. UCLA	Dec. 14, 1990
45	UCLA vs. Hawaii	Dec. 19, 1983
44	Penn St. vs. Stanford	Dec. 20, 2008
42	Long Beach St. vs. Stanford	Dec. 15, 2001
42	Long Beach St. vs. Nebraska	Dec. 16, 1989
41	Stanford vs. Penn St.	Dec. 20, 2008
39	Stanford vs. Penn St.	Dec. 18, 1999
39	Hawaii vs. Stanford	Dec. 21, 1996
37	California vs. Penn St.	Dec. 18, 2010
37	Nebraska vs. Pacific	Dec. 20, 1986
30	Nebraska vs. Long Beach St.	Dec. 16, 1989

KILLS, FOUR-SET MATCH

No.	Team vs. Opponent	Date
101	Nebraska vs. Texas	Dec. 16, 1995
88	Long Beach St. vs. Penn St.	Dec. 18, 1993
88	Stanford vs. Pacific	Dec. 22, 1985
87	Pacific vs. Stanford	Dec. 22, 1985
86	Stanford vs. UCLA	Dec. 17, 1994
81	UCLA vs. Stanford	Dec. 17, 1994
78	Southern California vs. Stanford	Dec. 21, 2002
76	Stanford vs. UCLA	Dec. 19, 1992
70	Stanford vs. Nebraska	Dec. 16, 2006
68	Nebraska vs. Stanford	Dec. 16, 2006
68	Southern California vs. Florida	Dec. 20, 2003
68	UCLA vs. Stanford	Dec. 19, 1992
65	Florida vs. Southern California	Dec. 20, 2003
64	UCLA vs. Illinois	Dec. 17, 2011
62	Texas vs. Nebraska	Dec. 16, 1995
61	Penn St. vs. Long Beach St.	Dec. 18, 1993
61	Hawaii vs. Stanford	Dec. 19, 1987
61	Stanford vs. Hawaii	Dec. 19, 1987
59	Illinois vs. UCLA	Dec. 17, 2011
58	Stanford vs. Southern California	Dec. 21, 2002

KILLS, FIVE-SET MATCH

No.	Team vs. Opponent	Date
108	UCLA vs. Stanford	Dec. 16, 1984
97	Hawaii vs. Southern California	Dec. 19, 1982
92	Stanford vs. Penn St.	Dec. 20, 1997
90	Southern California vs. Hawaii	Dec. 19, 1982
89	Long Beach St. vs. UCLA	Dec. 21, 1991
88	Penn St. vs. Stanford	Dec. 20, 1997
88	Stanford vs. UCLA	Dec. 16, 1984
87	Long Beach St. vs. Penn St.	Dec. 19, 1998
84	Penn St. vs. Stanford	Dec. 15, 2007
83	Southern California vs. UCLA	Dec. 20, 1981
82	UCLA vs. Long Beach St.	Dec. 21, 1991
79	UCLA vs. Southern California	Dec. 20, 1981
72	Stanford vs. Penn St.	Dec. 15, 2007
72	Nebraska vs. Wisconsin	Dec. 16, 2000
71	Texas vs. Penn St.	Dec. 19, 2009
70	Penn St. vs. Long Beach St.	Dec. 19, 1998
62	Wisconsin vs. Nebraska	Dec. 16, 2000
61	Penn St. vs. Texas	Dec. 19, 2009

TOTAL ATTEMPTS, THREE-SET MATCH

No.	Team vs. Opponent	Date
161	Hawaii vs. Texas	Dec. 17, 1988
155	Texas vs. Hawaii	Dec. 17, 1988
146	Nebraska vs. Washington	Dec. 17, 2005
141	Stanford vs. Penn St.	Dec. 20, 2008
131	Washington vs. Nebraska	Dec. 17, 2005
131	Stanford vs. Penn St.	Dec. 18, 1999
131	Hawaii vs. UCLA	Dec. 19, 1983
130	Penn St. vs. Stanford	Dec. 20, 2008
129	Stanford vs. Long Beach St.	Dec. 15, 2001
129	Nebraska vs. Pacific	Dec. 20, 1986
128	Hawaii vs. Stanford	Dec. 21, 1996
127	Penn St. vs. California	Dec. 18, 2010
127	Pacific vs. UCLA	Dec. 14, 1990
126	Minnesota vs. Stanford	Dec. 18, 2004
125	UCLA vs. Pacific	Dec. 14, 1990
122	UCLA vs. Hawaii	Dec. 19, 1983
121	California vs. Penn St.	Dec. 18, 2010
121	Penn St. vs. Stanford	Dec. 18, 1999
120	Stanford vs. Hawaii	Dec. 21, 1996
120	Pacific vs. Nebraska	Dec. 20, 1986
116	Long Beach St. vs. Stanford	Dec. 15, 2001
110	Stanford vs. Minnesota	Dec. 18, 2004
102	Nebraska vs. Long Beach St.	Dec. 16, 1989
82	Long Beach St. vs. Nebraska	Dec. 16, 1989

TOTAL ATTEMPTS, FOUR-SET MATCH

No.	Team vs. Opponent	Date
232	UCLA vs. Stanford	Dec. 17, 1994
229	Stanford vs. UCLA	Dec. 17, 1994
223	Nebraska vs. Texas	Dec. 16, 1995
209	Pacific vs. Stanford	Dec. 22, 1985
205	Stanford vs. Pacific	Dec. 22, 1985
203	Long Beach St. vs. Penn St.	Dec. 18, 1993
198	Stanford vs. Hawaii	Dec. 19, 1987
197	Texas vs. Nebraska	Dec. 16, 1995
186	Hawaii vs. Stanford	Dec. 19, 1987
183	Stanford vs. Nebraska	Dec. 16, 2006
183	Stanford vs. UCLA	Dec. 19, 1992
181	Illinois vs. UCLA	Dec. 17, 2011
179	UCLA vs. Illinois	Dec. 17, 2011
176	Southern California vs. Stanford	Dec. 21, 2002
175	Florida vs. Southern California	Dec. 20, 2003
172	Southern California vs. Florida	Dec. 20, 2003
170	UCLA vs. Stanford	Dec. 19, 1992
169	Penn St. vs. Long Beach St.	Dec. 18, 1993
167	Nebraska vs. Stanford	Dec. 16, 2006
137	Stanford vs. Southern California	Dec. 21, 2002

TOTAL ATTEMPTS, FIVE-SET MATCH

No.	Team vs. Opponent	Date
273	UCLA vs. Stanford	Dec. 16, 1984
269	Hawaii vs. Southern California	Dec. 19, 1982
249	Penn St. vs. Stanford	Dec. 20, 1997
238	Stanford vs. Penn St.	Dec. 20, 1997
238	Southern California vs. Hawaii	Dec. 19, 1982
237	Stanford vs. UCLA	Dec. 16, 1984
212	UCLA vs. Southern California	Dec. 20, 1981
211	Penn St. vs. Long Beach St.	Dec. 19, 1998
210	UCLA vs. Long Beach St.	Dec. 21, 1991
195	Long Beach St. vs. UCLA	Dec. 21, 1991
195	Southern California vs. UCLA	Dec. 20, 1981
191	Wisconsin vs. Nebraska	Dec. 16, 2000
189	Long Beach St. vs. Penn St.	Dec. 19, 1998
183	Texas vs. Penn St.	Dec. 19, 2009
182	Stanford vs. Penn St.	Dec. 15, 2007
180	Penn St. vs. Stanford	Dec. 15, 2007
178	Nebraska vs. Wisconsin	Dec. 16, 2000
175	Penn St. vs. Texas	Dec. 19, 2009

HITTING PERCENTAGE, THREE-SET MATCH*

(Min. 15 attempts per set)

Pct.	(K-E/TA)	Team vs. Opponent	Date
.436	(58-10/110)	Stanford vs. Minnesota.....	Dec. 18, 2004
.366	(42-12/82)	Long Beach St. vs. Nebraska.....	Dec. 16, 1989
.350	(55-13/120)	Stanford vs. Hawaii.....	Dec. 21, 1996
.326	(63-21/129)	Stanford vs. Long Beach St.....	Dec. 15, 2001
.308	(56-19/120)	Pacific vs. Nebraska.....	Dec. 20, 1986
.276	(54-19/127)	Penn St. vs. California.....	Dec. 18, 2010
.271	(61-19/155)	Texas vs. Hawaii.....	Dec. 17, 1988
.270	(55-21/126)	Minnesota vs. Stanford.....	Dec. 18, 2004
.264	(49-16/125)	UCLA vs. Pacific.....	Dec. 14, 1990
.240	(48-19/121)	Penn St. vs. Stanford.....	Dec. 18, 1999
.237	(50-19/131)	Washington vs. Nebraska.....	Dec. 17, 2005
.237	(50-19/131)	Hawaii vs. UCLA.....	Dec. 19, 1983
.198	(42-19/116)	Long Beach St. vs. Stanford.....	Dec. 15, 2001
.185	(51-24/146)	Nebraska vs. Washington.....	Dec. 17, 2005
.182	(37-15/121)	California vs. Penn St.....	Dec. 18, 2010
.177	(44-21/130)	Penn St. vs. Stanford.....	Dec. 20, 2008
.174	(60-32/161)	Hawaii vs. Texas.....	Dec. 17, 1988
.156	(45-26/122)	UCLA vs. Hawaii.....	Dec. 19, 1983
.142	(41-21/141)	Stanford vs. Penn St.....	Dec. 20, 2008
.142	(46-28/127)	Pacific vs. UCLA.....	Dec. 14, 1990
.102	(39-26/128)	Hawaii vs. Stanford.....	Dec. 21, 1996
.078	(37-27/129)	Nebraska vs. Pacific.....	Dec. 20, 1986

HITTING PERCENTAGE, FOUR-SET MATCH*

(Min. 15 attempts per set)

Pct.	(K-E/TA)	Team vs. Opponent	Date
.349	(87-14/209)	Pacific vs. Stanford.....	Dec. 22, 1985
.321	(58-14/137)	Stanford vs. Southern California.....	Dec. 21, 2002
.296	(101-35/223)	Nebraska vs. Texas.....	Dec. 16, 1995
.284	(78-28/176)	Southern California vs. Stanford.....	Dec. 21, 2002
.278	(88-31/205)	Stanford vs. Pacific.....	Dec. 22, 1985
.251	(76-30/183)	Stanford vs. UCLA.....	Dec. 19, 1992
.250	(68-25/172)	Southern California vs. Florida.....	Dec. 20, 2003
.240	(68-28/167)	Nebraska vs. Stanford.....	Dec. 16, 2006
.237	(61-17/186)	Hawaii vs. Stanford.....	Dec. 19, 1987
.229	(68-29/170)	UCLA vs. Stanford.....	Dec. 19, 1992
.219	(61-24/169)	Penn St. vs. Long Beach St.....	Dec. 18, 1993
.218	(64-25/179)	UCLA vs. Illinois.....	Dec. 17, 2011
.215	(59-20/181)	Illinois vs. UCLA.....	Dec. 17, 2011
.202	(88-47/203)	Long Beach St. vs. Penn St.....	Dec. 18, 1993
.200	(65-30/175)	Florida vs. Southern California.....	Dec. 20, 2003
.197	(70-34/183)	Stanford vs. Nebraska.....	Dec. 16, 2006
.192	(61-23/198)	Stanford vs. Hawaii.....	Dec. 19, 1987
.183	(62-26/197)	Texas vs. Nebraska.....	Dec. 16, 1995
.175	(86-46/229)	Stanford vs. UCLA.....	Dec. 17, 1994
.172	(81-41/232)	UCLA vs. Stanford.....	Dec. 17, 1994

HITTING PERCENTAGE, FIVE-SET MATCH*

(Min. 15 attempts per set)

Pct.	(K-E/TA)	Team vs. Opponent	Date
.328	(87-25/189)	Long Beach St. vs. Penn St.....	Dec. 19, 1998
.317	(84-27/180)	Penn St. vs. Stanford.....	Dec. 15, 2007
.291	(72-19/182)	Stanford vs. Penn St.....	Dec. 15, 2007
.264	(72-25/178)	Nebraska vs. Wisconsin.....	Dec. 16, 2000
.256	(83-33/195)	Southern California vs. UCLA.....	Dec. 20, 1981
.251	(71-25/183)	Texas vs. Penn St.....	Dec. 19, 2009
.246	(89-41/195)	Long Beach St. vs. UCLA.....	Dec. 21, 1991
.245	(108-41/273)	UCLA vs. Stanford.....	Dec. 16, 1984
.245	(88-30/237)	Stanford vs. UCLA.....	Dec. 16, 1984
.244	(92-34/238)	Stanford vs. Penn St.....	Dec. 20, 1997
.234	(61-20/175)	Penn St. vs. Texas.....	Dec. 19, 2009
.229	(82-34/210)	UCLA vs. Long Beach St.....	Dec. 21, 1991
.213	(88-35/249)	Penn St. vs. Stanford.....	Dec. 20, 1997
.210	(90-40/238)	Southern California vs. Hawaii.....	Dec. 19, 1982
.197	(97-44/269)	Hawaii vs. Southern California.....	Dec. 19, 1982
.189	(79-39/212)	UCLA vs. Southern California.....	Dec. 20, 1981
.166	(70-35/211)	Penn St. vs. Long Beach St.....	Dec. 19, 1998
.147	(62-34/191)	Wisconsin vs. Nebraska.....	Dec. 16, 2000

*Hitting percentage is derived by subtracting errors from kills and dividing that remainder by total attempts.

Setting

Assists not kept in championship box scores before 1984

ASSISTS, THREE-SET MATCH

No.	Team vs. Opponent	Date
60	Stanford vs. Long Beach St.....	Dec. 15, 2001
56	Stanford vs. Minnesota.....	Dec. 18, 2004
55	Texas vs. Hawaii.....	Dec. 17, 1988
52	Minnesota vs. Stanford.....	Dec. 18, 2004
52	Hawaii vs. Texas.....	Dec. 17, 1988
51	Nebraska vs. Washington.....	Dec. 17, 2005
50	Penn St. vs. California.....	Dec. 18, 2010
49	Stanford vs. Hawaii.....	Dec. 21, 1996
47	Pacific vs. Nebraska.....	Dec. 20, 1986
46	Washington vs. Nebraska.....	Dec. 17, 2005
44	Penn St. vs. Stanford.....	Dec. 18, 1999
43	Penn St. vs. Stanford.....	Dec. 20, 2008
43	Pacific vs. UCLA.....	Dec. 14, 1990
42	UCLA vs. Pacific.....	Dec. 14, 1990
39	Stanford vs. Penn St.....	Dec. 20, 2008
39	Nebraska vs. Pacific.....	Dec. 20, 1986
38	Long Beach St. vs. Nebraska.....	Dec. 16, 1989
37	California vs. Penn St.....	Dec. 18, 2010
37	Long Beach St. vs. Stanford.....	Dec. 15, 2001
37	Hawaii vs. Stanford.....	Dec. 21, 1996
35	Stanford vs. Penn St.....	Dec. 18, 1999
27	Nebraska vs. Long Beach St.....	Dec. 16, 1989

ASSISTS, FOUR-SET MATCH

No.	Team vs. Opponent	Date
94	Nebraska vs. Texas.....	Dec. 16, 1995
84	Long Beach St. vs. Penn St.....	Dec. 18, 1993
84	Pacific vs. Stanford.....	Dec. 22, 1985
81	Stanford vs. UCLA.....	Dec. 17, 1994
78	Stanford vs. Pacific.....	Dec. 22, 1985
77	UCLA vs. Stanford.....	Dec. 17, 1994
72	Stanford vs. UCLA.....	Dec. 19, 1992
69	Southern California vs. Stanford.....	Dec. 21, 2002
67	Stanford vs. Nebraska.....	Dec. 16, 2006
65	Nebraska vs. Stanford.....	Dec. 16, 2006
62	UCLA vs. Illinois.....	Dec. 17, 2011
62	Southern California vs. Florida.....	Dec. 20, 2003
61	Florida vs. Southern California.....	Dec. 20, 2003
60	UCLA vs. Stanford.....	Dec. 19, 1992
59	Penn St. vs. Long Beach St.....	Dec. 18, 1993
58	Illinois vs. UCLA.....	Dec. 17, 2011
55	Texas vs. Nebraska.....	Dec. 16, 1995
54	Stanford vs. Hawaii.....	Dec. 19, 1987
52	Stanford vs. Southern California.....	Dec. 21, 2002
47	Hawaii vs. Stanford.....	Dec. 19, 1997

ASSISTS, FIVE-SET MATCH

No.	Team vs. Opponent	Date
98	UCLA vs. Stanford.....	Dec. 16, 1984
84	Stanford vs. Penn St.....	Dec. 20, 1997
80	Penn St. vs. Stanford.....	Dec. 20, 1997
78	Stanford vs. UCLA.....	Dec. 16, 1984
77	UCLA vs. Long Beach St.....	Dec. 21, 1991
77	Long Beach St. vs. UCLA.....	Dec. 21, 1991
76	Long Beach St. vs. Penn St.....	Dec. 19, 1998
75	Penn St. vs. Stanford.....	Dec. 15, 2007
68	Stanford vs. Penn St.....	Dec. 15, 2007
68	Nebraska vs. Wisconsin.....	Dec. 16, 2000
67	Texas vs. Penn St.....	Dec. 19, 2009
61	Penn St. vs. Long Beach St.....	Dec. 19, 1998
57	Penn St. vs. Texas.....	Dec. 19, 2009
55	Wisconsin vs. Nebraska.....	Dec. 16, 2000

Service

SERVICE ACES, THREE-SET MATCH

No.	Team vs. Opponent	Date
8	Hawaii vs. UCLA	Dec. 19, 1983
6	Long Beach St. vs. Stanford	Dec. 15, 2001
5	Penn St. vs. Stanford	Dec. 20, 2008
5	Stanford vs. Long Beach St.	Dec. 15, 2001
4	Penn St. vs. California	Dec. 18, 2010
4	Washington vs. Nebraska	Dec. 17, 2005
4	Nebraska vs. Washington	Dec. 17, 2005
4	UCLA vs. Pacific	Dec. 14, 1990
4	Texas vs. Hawaii	Dec. 17, 1988
4	Nebraska vs. Pacific	Dec. 20, 1986
3	California vs. Penn St.	Dec. 18, 2010
3	Stanford vs. Hawaii	Dec. 21, 1996
3	Long Beach St. vs. Nebraska	Dec. 16, 1989
3	Nebraska vs. Long Beach St.	Dec. 16, 1989
2	Hawaii vs. Stanford	Dec. 21, 1996
2	Hawaii vs. Texas	Dec. 17, 1988
2	Pacific vs. Nebraska	Dec. 20, 1986
1	Stanford vs. Minnesota	Dec. 18, 2004
1	Minnesota vs. Stanford	Dec. 18, 2004
1	Penn St. vs. Stanford	Dec. 18, 1999
1	Stanford vs. Penn St.	Dec. 18, 1999
1	Pacific vs. UCLA	Dec. 14, 1990
1	UCLA vs. Hawaii	Dec. 19, 1983

SERVICE ACES, FOUR-SET MATCH

No.	Team vs. Opponent	Date
10	Pacific vs. Stanford	Dec. 22, 1985
9	Stanford vs. Southern California	Dec. 21, 2002
7	Long Beach St. vs. Penn St.	Dec. 18, 1993
6	Southern California vs. Stanford	Dec. 21, 2002
6	UCLA vs. Stanford	Dec. 17, 1994
6	Stanford vs. Pacific	Dec. 22, 1985
5	Nebraska vs. Stanford	Dec. 16, 2006
5	Texas vs. Nebraska	Dec. 16, 1995
4	Illinois vs. UCLA	Dec. 17, 2011
4	Stanford vs. Nebraska	Dec. 16, 2006
4	Nebraska vs. Texas	Dec. 16, 1995
3	Southern California vs. Florida	Dec. 20, 2003
3	Penn St. vs. Long Beach St.	Dec. 18, 1993
2	UCLA vs. Illinois	Dec. 17, 2011
2	Florida vs. Southern California	Dec. 20, 2003
2	Stanford vs. UCLA	Dec. 19, 1992
2	UCLA vs. Stanford	Dec. 19, 1992
2	Stanford vs. Hawaii	Dec. 19, 1987
1	Stanford vs. UCLA	Dec. 17, 1994
1	Hawaii vs. Stanford	Dec. 19, 1987

SERVICE ACES, FIVE-SET MATCH

No.	Team vs. Opponent	Date
11	Hawaii vs. Southern California	Dec. 19, 1982
10	Southern California vs. Hawaii	Dec. 19, 1982
10	UCLA vs. Southern California	Dec. 20, 1981
9	Stanford vs. Penn St.	Dec. 15, 2007
9	Penn St. vs. Long Beach St.	Dec. 19, 1998
9	UCLA vs. Long Beach St.	Dec. 21, 1991
7	UCLA vs. Stanford	Dec. 16, 1984
7	Stanford vs. UCLA	Dec. 16, 1984
6	Wisconsin vs. Nebraska	Dec. 16, 2000
5	Texas vs. Penn St.	Dec. 19, 2009
4	Penn St. vs. Texas	Dec. 19, 2009
4	Nebraska vs. Wisconsin	Dec. 16, 2000
4	Southern California vs. UCLA	Dec. 20, 1981
3	Long Beach St. vs. Penn St.	Dec. 19, 1998
3	Stanford vs. Penn St.	Dec. 20, 1997
3	Long Beach St. vs. UCLA	Dec. 21, 1991
2	Penn St. vs. Stanford	Dec. 15, 2007
1	Penn St. vs. Stanford	Dec. 20, 1997

Defense

DIGS, THREE-SET MATCH


No.	Team vs. Opponent	Date
69	Texas vs. Hawaii	Dec. 17, 1988
69	Hawaii vs. UCLA	Dec. 19, 1983
64	Penn St. vs. Stanford	Dec. 20, 2008
61	Washington vs. Nebraska	Dec. 17, 2005
59	Pacific vs. Nebraska	Dec. 20, 1986
57	Pacific vs. UCLA	Dec. 14, 1990
57	Hawaii vs. Texas	Dec. 17, 1988
54	Stanford vs. Penn St.	Dec. 20, 2008
52	Penn St. vs. California	Dec. 18, 2010
51	Nebraska vs. Washington	Dec. 17, 2005
49	Stanford vs. Penn St.	Dec. 18, 1999
49	Nebraska vs. Pacific	Dec. 20, 1986
48	Stanford vs. Hawaii	Dec. 21, 1996
48	UCLA vs. Pacific	Dec. 14, 1990
46	Penn St. vs. Stanford	Dec. 18, 1999
45	California vs. Penn St.	Dec. 18, 2010
45	Stanford vs. Minnesota	Dec. 18, 2004
43	UCLA vs. Hawaii	Dec. 19, 1983
42	Long Beach St. vs. Nebraska	Dec. 16, 1989
40	Stanford vs. Long Beach St.	Dec. 15, 2001
39	Hawaii vs. Stanford	Dec. 21, 1996
37	Long Beach St. vs. Stanford	Dec. 15, 2001
36	Minnesota vs. Stanford	Dec. 18, 2004
22	Nebraska vs. Long Beach St.	Dec. 16, 1989

DIGS, FOUR-SET MATCH

No.	Team vs. Opponent	Date
99	Stanford vs. UCLA	Dec. 17, 1994
98	UCLA vs. Stanford	Dec. 17, 1994
92	Nebraska vs. Texas	Dec. 16, 1995
90	Stanford vs. Hawaii	Dec. 19, 1987
87	UCLA vs. Illinois	Dec. 17, 2011
86	Hawaii vs. Stanford	Dec. 19, 1987
82	Stanford vs. Pacific	Dec. 22, 1985
76	Illinois vs. UCLA	Dec. 17, 2011
74	Long Beach St. vs. Penn St.	Dec. 18, 1993
73	Southern California vs. Florida	Dec. 20, 2003
71	Texas vs. Nebraska	Dec. 16, 1995
70	Pacific vs. Stanford	Dec. 22, 1985
67	Stanford vs. Nebraska	Dec. 16, 2006
65	Nebraska vs. Stanford	Dec. 16, 2006
65	Stanford vs. UCLA	Dec. 19, 1992
64	Florida vs. Southern California	Dec. 20, 2003
61	Southern California vs. Stanford	Dec. 21, 2002
61	Penn St. vs. Long Beach St.	Dec. 18, 1993
61	UCLA vs. Stanford	Dec. 19, 1992
50	Stanford vs. Southern California	Dec. 21, 2002

DIGS, FIVE-SET MATCH

No.	Team vs. Opponent	Date
113	Stanford vs. Penn St.	Dec. 20, 1997
106	UCLA vs. Stanford	Dec. 16, 1984
98	Penn St. vs. Stanford	Dec. 20, 1997
86	Long Beach St. vs. UCLA	Dec. 21, 1991
86	Stanford vs. UCLA	Dec. 16, 1984
82	Long Beach St. vs. Penn St.	Dec. 19, 1998
81	Texas vs. Penn St.	Dec. 19, 2009
80	Penn St. vs. Texas	Dec. 19, 2009
76	Penn St. vs. Stanford	Dec. 15, 2007
75	Wisconsin vs. Nebraska	Dec. 16, 2000
73	Nebraska vs. Wisconsin	Dec. 16, 2000
64	Stanford vs. Penn St.	Dec. 15, 2007
60	Penn St. vs. Long Beach St.	Dec. 19, 1998
57	UCLA vs. Long Beach St.	Dec. 21, 1991



Coaching Records

Coaching Facts..... 52
All-Time Coaching Records..... 53
All-Time Coaches..... 54



Coaching Facts

FINALS APPEARANCES

- 11 Andy Banachowski, UCLA
- 10 John Dunning, Pacific (4), Stanford (6)
- 10 Mick Haley, Texas (4), Southern California (6)
- 10 Don Shaw, Stanford
- 9 Russ Rose, Penn St.
- 9 Dave Shoji, Hawaii
- 8 Brian Gimmillaro, Long Beach St.
- 7 Mary Wise, Florida
- 6 Terry Pettit, Nebraska
- 5 John Cook, Nebraska
- 5 Mike Hebert, Illinois (2), Minnesota (3)
- 4 Jerritt Elliott, Southern California (1), Texas (3)
- 4 Chuck Erbe, Southern California (3), Michigan St. (1)
- 4 Fred Sturm, Stanford
- 3 Taras Liskevych, Pacific
- 3 Jim McLaughlin, Washington
- 2 Rich Feller, California
- 2 Scott Luster, LSU
- 2 Jim Stone, Ohio St.
- 2 Rudy Suwara, San Diego St.
- 1 Cathy George, Texas-Arlington
- 1 Kevin Hambly, Illinois
- 1 Elaine Michaelis, BYU
- 1 Dick Montgomery, San Jose St.
- 1 Rob Patrick, Tennessee
- 1 Chris Poole, Florida St.
- 1 David Rubio, Arizona
- 1 Michael Sealy, UCLA
- 1 Pete Waite, Wisconsin
- 1 Jon Wallace, Santa Clara

CONSECUTIVE FINALS APPEARANCES

- 5 Andy Banachowski, UCLA, 1988-89-90-91-92
- 4 Fred Sturm, Stanford, 1982-83-84-85
- 4 Don Shaw, Stanford, 1984-85-86-87
- 4 Don Shaw, Stanford, 1994-95-96-97
- 4 Russ Rose, Penn St., 2007-08-09-10
- 3 Andy Banachowski, UCLA, 1983-84-85
- 3 Mick Haley, 1986-87-88
- 3 Brian Gimmillaro, Long Beach St., 1991-92-93
- 3 Mary Wise, Florida, 1996-97-98
- 3 Brian Gimmillaro, Long Beach St., 1997-98-99
- 3 Russ Rose, Penn St., 1997-98-99
- 3 Mick Haley, Southern California, 2002-03-04
- 3 Jim McLaughlin, Washington, 2004-05-06
- 3 John Dunning, Stanford, 2006-07-08
- 3 Jerritt Elliott, Texas, 2008-09-10

FINALS MATCHES

- 19 Andy Banachowski, UCLA
- 19 John Dunning, Pacific (7), Stanford (12)
- 18 Don Shaw, Stanford
- 17 Russ Rose, Penn St.
- 14 Mick Haley, Texas (6), Southern California (8)
- 14 Dave Shoji, Hawaii
- 13 Brian Gimmillaro, Long Beach St.
- 9 Terry Pettit, Nebraska
- 8 John Cook, Nebraska
- 8 Fred Sturm, Stanford
- 8 Mary Wise, Florida
- 7 Chuck Erbe, Southern California (6), Michigan St. (1)
- 6 Mike Hebert, Illinois (2), Minnesota (4)
- 6 Taras Liskevych, Pacific
- 5 Jerritt Elliott, Southern California (1), Texas (4)
- 4 Jim McLaughlin, Washington
- 4 Rudy Suwara, San Diego St.
- 3 Rich Feller, California
- 2 Kevin Hambly, Illinois
- 2 Scott Luster, LSU
- 2 Dick Montgomery, San Jose St.
- 2 Michael Sealy, UCLA
- 2 Jim Stone, Ohio St.
- 2 Pete Waite, Wisconsin
- 1 Cathy George, Texas-Arlington
- 1 Elaine Michaelis, BYU
- 1 Rob Patrick, Tennessee
- 1 Chris Poole, Florida St.
- 1 David Rubio, Arizona
- 1 Jon Wallace, Santa Clara

FINALS WINS

- 13 John Dunning, Pacific (5), Stanford (8)
- 13 Russ Rose, Penn St.
- 12 Don Shaw, Stanford
- 10 Andy Banachowski, UCLA
- 8 Brian Gimmillaro, Long Beach St.
- 8 Dave Shoji, Hawaii
- 7 Mick Haley, Texas (3), Southern California (4)
- 5 John Cook, Nebraska
- 4 Chuck Erbe, Southern California (4), Michigan St. (0)
- 4 Terry Pettit, Nebraska
- 3 Fred Sturm, Stanford
- 2 Jim McLaughlin, Washington
- 2 Michael Sealy, UCLA
- 2 Rudy Suwara, San Diego St.
- 1 Jerritt Elliott, Southern California (0), Texas (1)
- 1 Rich Feller, California
- 1 Kevin Hambly, Illinois
- 1 Mike Hebert, Illinois (0), Minnesota (1)
- 1 Taras Liskevych, Pacific
- 1 Pete Waite, Wisconsin
- 1 Mary Wise, Florida

FINALS WINNING PERCENTAGE

(Min. four matches)

- | | | |
|------|--------|-----------------------------------------------|
| .765 | (13-4) | Russ Rose, Penn St. |
| .684 | (13-6) | John Dunning, Pacific, Stanford |
| .667 | (12-6) | Don Shaw, Stanford |
| .625 | (5-3) | John Cook, Nebraska |
| .615 | (8-5) | Brian Gimmillaro, Long Beach St. |
| .571 | (4-3) | Chuck Erbe, Southern California, Michigan St. |
| .571 | (8-6) | Dave Shoji, Hawaii |
| .526 | (10-9) | Andy Banachowski, UCLA |
| .500 | (7-7) | Mick Haley, Texas, Southern California |
| .500 | (2-2) | Jim McLaughlin, Washington |
| .500 | (2-2) | Rudy Suwara, San Diego St. |
| .444 | (4-5) | Terry Pettit, Nebraska |
| .375 | (3-5) | Fred Sturm, Stanford |
| .200 | (1-4) | Jerritt Elliott, Southern California, Texas |
| .167 | (1-5) | Mike Hebert, Illinois, Minnesota |
| .167 | (1-5) | Taras Liskevych, Pacific |
| .125 | (1-7) | Mary Wise, Florida |

COACHED TWO DIFFERENT SCHOOLS INTO FINALS

- Mike Hebert, Illinois (1987-88) and Minnesota (2003-04-09)
- John Dunning, Pacific (1985-86-90-99) and Stanford (2001-02-04-06-07-08)
- Mick Haley, Texas (1986-87-88-95) and Southern California (2002-03-04-07-10-11)
- Chuck Erbe, Southern California (1981-82-85) and Michigan St. (1995)
- Jerritt Elliott, Southern California (2000) and Texas (2008-09-10)

NCAA CHAMPIONSHIPS

- 5 Russ Rose, Penn St.
- 4 John Dunning, Pacific (2), Stanford (2)
- 4 Don Shaw, Stanford
- 3 Andy Banachowski, UCLA
- 3 Brian Gimmillaro, Long Beach St.
- 3 Mick Haley, Texas (1), Southern California (2)
- 3 Dave Shoji, Hawaii
- 2 John Cook, Nebraska
- 1 Chuck Erbe, Southern California (1), Michigan St. (0)
- 1 Jim McLaughlin, Washington
- 1 Terry Pettit, Nebraska
- 1 Michael Sealy, UCLA

NCAA CHAMPIONSHIPS WITH TWO DIFFERENT SCHOOLS

- John Dunning, Pacific (1985-86) and Stanford (2001-04)
- Mick Haley, Texas (1988) and Southern California (2002-03)

All-Time Coaching Records

By School

(26 TEAMS)

Coach (Years in Finals)	Yrs.	W	L	Pct	CH	2d	3d
ARIZONA							
David Rubio (2001).....	1	0	1	.000	0	0	1
TOTAL	1	0	1	.000	0	0	1
BYU							
Elaine Michaelis (1993).....	1	0	1	.000	0	0	1
TOTAL	1	0	1	.000	0	0	1
CALIFORNIA							
Rich Feller (2007, 10).....	2	1	2	.333	0	1	1
TOTAL	2	1	2	.333	0	1	1
FLORIDA							
Mary Wise (1992, 93, 96, 97, 98, 2002, 03).....	7	1	7	.125	0	1	6
TOTAL	7	1	7	.125	0	1	6
FLORIDA ST.							
Chris Poole (2011).....	1	0	1	.000	0	0	1
TOTAL	1	0	1	.000	0	0	1
HAWAII							
Dave Shoji (1982, 83, 87, 88, 96, 2000, 02, 03, 09).....	9	8	6	.571	3	2	4
TOTAL	9	8	6	.571	3	2	4
ILLINOIS							
Mike Hebert (1987, 88).....	2	0	2	.000	0	0	2
Kevin Hamblly (2011).....	1	1	1	.500	0	1	0
TOTAL	3	1	3	.250	0	1	2
LONG BEACH ST.							
Brian Gimmillaro (1989, 91, 92, 93, 97, 98, 99, 2001).....	8	8	5	.615	3	2	3
TOTAL	8	8	5	.615	3	2	3
LSU							
Scott Luster (1990, 91).....	2	0	2	.000	0	0	2
TOTAL	2	0	2	.000	0	0	2
MICHIGAN ST.							
Chuck Erbe (1995).....	1	0	1	.000	0	0	1
TOTAL	1	0	1	.000	0	0	1
MINNESOTA							
Mike Hebert (2003, 04, 09).....	3	1	3	.250	0	1	2
TOTAL	3	1	3	.250	0	1	2
NEBRASKA							
Terry Pettit (1986, 89, 90, 95, 96, 98).....	6	4	5	.444	1	2	3
John Cook (2000, 01, 05, 06, 08).....	5	5	3	.625	2	1	2
TOTAL	11	9	8	.529	3	3	5
OHIO ST.							
Jim Stone (1991, 94).....	2	0	2	.000	0	0	2
TOTAL	2	0	2	.000	0	0	2
PACIFIC							
Taras Liskevych (1981, 83, 84).....	3	1	5	.167	0	0	1
John Dunning (1985, 86, 90, 99).....	4	5	2	.714	2	1	1
TOTAL	7	6	7	.462	2	1	2
PENN ST.							
Russ Rose (1993, 94, 97, 98, 99, 2007, 08, 09, 10).....	9	13	4	.765	5	3	1
TOTAL	9	13	4	.765	5	3	1
SAN DIEGO ST.							
Rudy Suwara (1981, 82).....	2	2	2	.500	0	0	2
TOTAL	2	2	2	.500	0	0	2

Coach (Years in Finals)	Yrs.	W	L	Pct	CH	2d	3d
SAN JOSE ST.							
Dick Montgomery (1984).....	1	0	2	.000	0	0	0
TOTAL	1	0	2	.000	0	0	0
SANTA CLARA							
Jon Wallace (2005).....	1	0	1	.000	0	0	1
TOTAL	1	0	1	.000	0	0	1
SOUTHERN CALIFORNIA							
Chuck Erbe (1981, 82, 85).....	3	4	2	.667	1	1	1
Jerritt Elliott (2000).....	1	0	1	.000	0	0	1
Mick Haley (2002, 03, 04, 07, 10, 11).....	6	4	4	.500	2	0	4
TOTAL	10	8	7	.533	3	1	6
STANFORD (*co-head coach)							
Fred Sturm (1982, 83, *84, *85).....	4	3	5	.375	0	2	1
Don Shaw (*1984, *85, 86, 87, 92, 94, 95, 96, 97, 99).....	10	12	6	.667	4	4	2
John Dunning (2001, 02, 04, 06, 07, 08).....	6	8	4	.667	2	4	0
TOTAL	18	21	13	.618	6	8	3
TENNESSEE							
Rob Patrick (2005).....	1	0	1	.000	0	0	1
TOTAL	1	0	1	.000	0	0	1
TEXAS							
Mick Haley (1986, 87, 88, 95).....	4	3	3	.500	1	1	2
Jerritt Elliott (2008, 09, 10).....	3	1	3	.250	0	1	2
TOTAL	7	4	6	.400	1	2	4
TEXAS-ARLINGTON							
Cathy George (1989).....	1	0	1	.000	0	0	1
TOTAL	1	0	1	.000	0	0	1
UCLA							
Andy Banachowski (1981, 83, 84, 85, 88, 89, 90, 91, 92, 94, 2006).....	11	10	9	.526	3	4	3
Michael Sealy (2011).....	1	2	0	1.000	1	0	0
TOTAL	12	12	9	.571	4	4	3
WASHINGTON							
Jim McLaughlin (2004, 05, 06).....	3	2	2	.500	1	0	2
TOTAL	3	2	2	.500	1	0	2
WISCONSIN							
Pete Waite (2000).....	1	1	1	.500	0	1	0
TOTAL	1	1	1	.500	0	1	0

Note: The 1981-85 championships included a third-place match. It was discontinued beginning with the 1986 championship. Beginning in 1986, third place is awarded to both teams that lose in the semifinals.

All-Time Coaches (Alphabetical)

(30 COACHES)

Coach (School) Years in Tournament.....	Yrs.	Won	Lost	Pct.	CH	2d	3d
Andy Banachowski (UCLA) 1981, 83, 84, 85, 88, 89, 90, 91, 92, 94, 2006.....	11	10	9	.526	3	4	3
John Cook (Nebraska) 2000, 01, 05, 06, 08.....	5	5	3	.625	2	1	2
John Dunning (Pacific) 1985, 86, 90, 99.....	4	5	2	.714	2	1	1
John Dunning (Stanford) 2001, 02, 04, 06, 07, 08.....	6	8	4	.667	2	4	0
Dunning Total.....	10	13	6	.684	4	5	1
Jerritt Elliott (Southern California) 2000.....	1	0	1	.000	0	0	1
Jerritt Elliott (Texas) 2008, 09, 10.....	3	1	3	.250	0	1	2
Elliott Total.....	4	1	4	.200	0	1	3
Chuck Erbe (Southern California) 1981, 82, 85.....	3	4	2	.667	1	1	1
Chuck Erbe (Michigan St.) 1995.....	1	0	1	.000	0	0	1
Erbe Total.....	4	4	3	.571	1	1	2
Rich Feller (California) 2007, 10.....	2	1	2	.333	0	1	1
Cathy George (Texas-Arlington) 1989.....	1	0	1	.000	0	0	1
Brian Gimmillaro (Long Beach St.) 1989, 91, 92, 93, 97, 98, 99, 2001.....	8	8	5	.615	3	2	3
Mick Haley (Texas) 1986, 87, 89, 95.....	4	3	3	.500	1	1	2
Mick Haley (Southern California) 2002, 03, 04, 07, 10, 11.....	6	4	4	.500	2	0	4
Haley Total.....	10	7	7	.500	3	1	6
Kevin Hambly (Illinois) 2011.....	1	1	1	.500	0	1	0
Mike Hebert (Illinois) 1987, 88.....	2	0	2	.000	0	0	2
Mike Hebert (Minnesota) 2003, 04, 09.....	3	1	3	.250	0	1	2
Hebert Total.....	5	1	5	.167	0	1	4
Taras Liskevych (Pacific) 1981, 83, 84.....	3	1	5	.167	0	0	1
Scott Luster (LSU) 1990, 91.....	2	0	2	.000	0	0	2
Jim McLaughlin (Washington) 2004, 05, 06.....	3	2	2	.500	1	0	2
Elaine Michaelis (BYU) 1993.....	1	0	1	.000	0	0	1
Dick Montgomery (San Jose St.) 1984.....	1	0	2	.000	0	0	0
Rob Patrick (Tennessee) 2005.....	1	0	1	.000	0	0	1
Terry Pettit (Nebraska) 1986, 89, 90, 95, 96, 98.....	6	4	5	.444	1	2	3
Chris Poole (Florida St.) 2011.....	1	0	1	.000	0	0	1
Russ Rose (Penn St.) 1993, 94, 97, 98, 99, 2007, 08, 09, 10.....	9	13	4	.765	5	3	1
David Rubio (Arizona) 2001.....	1	0	1	.000	0	0	1
Michael Sealy (UCLA) 2011.....	1	2	0	1.000	1	0	0
Don Shaw (Stanford) *1984, *85, 86, 87, 92, 94, 95, 96, 97, 99.....	10	12	6	.667	4	4	2
Dave Shoji (Hawaii) 1982, 83, 87, 88, 96, 2000, 02, 03, 09.....	9	8	6	.571	3	2	4
Jim Stone (Ohio St.) 1991, 94.....	2	0	2	.000	0	0	2
Fred Sturm (Stanford) 1982, 83, *84, *85.....	4	3	5	.375	0	2	1
Rudy Suwara (San Diego St.) 1981, 82.....	2	2	2	.500	0	0	2
Pete Waite (Wisconsin) 2000.....	1	1	1	.500	0	1	0
Jon Wallace (Santa Clara) 2005.....	1	0	1	.000	0	0	1
Mary Wise (Florida) 1992, 93, 96, 97, 98, 2002, 03.....	7	1	7	.125	0	1	6

Note: Shaw and Sturm were co-head coaches at Stanford in 1984 and 1985.



Attendance Records and Sites

Largest Crowds	56
Championship Finals Attendance History.....	56
Future Championship Dates and Sites.....	57



Largest Crowds

SESSION, CHAMPIONSHIP

17,209—Nebraska vs. Stanford, Dec. 16, 2006

SESSION, FINALS

17,430—Texas vs. Stanford/Nebraska vs. Penn St., Dec. 18, 2008 (semifinals)

TOP 15 FINALS SESSION ATTENDANCE

17,430—Texas vs. Stanford/Nebraska vs. Penn St., Dec. 18, 2008 (semifinals)

17,209—Nebraska vs. Stanford, Dec. 16, 2006 (championship)

17,014—Nebraska vs. UCLA/Stanford vs. Washington, Dec. 14, 2006 (semifinals)

14,299—Penn St. vs. Stanford, Dec. 20, 2008 (championship)

14,032—Penn St. vs. California, Dec. 18, 2010 (championship)

13,747—UCLA vs. Illinois, Dec. 17, 2011 (championship)

13,631—Penn St. vs. Stanford, Dec. 15, 2007 (championship)

13,194—Long Beach St. vs. Penn St., Dec. 19, 1998 (championship)

13,048—Penn St. vs. California/Stanford vs. Southern California, Dec. 13, 2007 (semifinals)

12,327—Long Beach St. vs. Florida/Penn St. vs. Nebraska, Dec. 17, 1998 (semifinals)

12,091—California vs. Southern California/Penn St. vs. Texas, Dec. 16, 2010 (semifinals)

12,087—Penn St. vs. Texas, Dec. 19, 2009 (championship)

11,114—Long Beach St. vs. Penn St., Dec. 18, 1993 (championship)

10,792—Stanford vs. Penn St., Dec. 20, 1997 (championship)

10,525—UCLA vs. Florida St./Illinois vs. Southern California, Dec. 15, 2011 (semifinals)

TOP 10 FINALS TOTAL ATTENDANCE

34,223 2006

31,729 2008

26,679 2007

26,123 2010

25,521 1998

24,272 2011

22,333 1993

21,384 1993

21,086 1997

20,504 1999

Championship Finals Attendance History

(1981-2011)

Year	Host	City	Arena	Semifinals	Championship	Total	Average
1981	UCLA	Los Angeles	Pauley Pavilion	# 3,500	6,289	9,789	4,895
1982	Pacific	Stockton, Calif.	Alex G. Spanos Center	2,603	4,126	6,729	3,365
1983	Kentucky	Lexington, Ky.	Memorial Coliseum	1,785	2,000	3,785	1,893
1984	UCLA	Los Angeles	Pauley Pavilion	N/A	4,285	4,285	4,285
1985	Western Mich.	Kalamazoo, Mich.		6,941	7,876	14,817	7,409
1986	Pacific	Stockton, Calif.	Alex G. Spanos Center	# 6,500	# 6,500	# 13,000	6,500
1987	Purdue	Indianapolis	Market Square Arena	6,226	6,885	13,111	6,556
1988	Minnesota	Minneapolis	Williams Arena	7,329	9,107	16,436	8,218
1989	Hawaii	Honolulu	Blaisdell Arena	4,920	5,639	10,559	5,280
1990	Maryland	College Park, Md.	Cole Field House	4,273	5,314	9,587	4,794
1991	UCLA	Los Angeles	Pauley Pavilion	N/A	7,177	7,177	7,177
1992	New Mexico	Albuquerque, N.M.	University Arena	6,661	4,693	11,354	5,677
1993	Wisconsin	Madison, Wis.	UW Field House	10,270	11,114	21,384	10,692
1994	Texas	Austin, Texas	Frank Erwin Center	7,077	8,312	15,389	7,695
1995	Massachusetts	Amherst, Mass.	Mullins Center	6,932	7,364	14,296	7,148
1996	Cleveland St.	Cleveland	Convocation Center	7,209	8,009	15,218	7,609
1997	Washington St.	Spokane, Wash.	Spokane Arena	10,294	10,792	21,086	10,543
1998	Wisconsin	Madison, Wis.	UW Field House	12,327	13,194	25,521	12,761
1999	Hawaii	Honolulu	Stan Sheriff Center	10,252	10,252	20,504	10,252
2000	VCU	Richmond, Va.	Richmond Coliseum	7,783	8,444	16,227	8,114
2001	San Diego St.	San Diego	Cox Arena	9,586	10,067	19,653	9,827
2002	New Orleans		New Orleans Arena	6,160	6,451	12,611	6,306
2003	Dallas		Reunion Arena	6,805	7,261	14,066	7,033
2004	Long Beach St.	Long Beach, Calif.	Long Beach Arena	8,339	8,826	17,165	8,583
2005	UTSA	San Antonio	Alamodome	7,931	8,482	16,413	8,207
2006	Nebraska	Omaha, Neb.	Qwest Center	17,014	* 17,209	* 34,223	* 17,112
2007	Sacramento St.	Sacramento, Calif.	ARCO Arena	13,048	13,631	26,679	13,340
2008	Nebraska	Omaha, Neb.	Qwest Center	* 17,430	14,299	31,729	15,865
2009	South Fla.	Tampa, Fla.	St. Pete Times Forum	7,197	12,087	22,333	11,167
2010	UMKC	Kansas City, Mo.	Sprint Center	12,091	14,032	26,123	13,062
2011	UTSA	San Antonio	Alamodome	10,525	13,747	24,272	12,136

Note: Semifinal attendance and average attendance are per session. Third-place match was played 1981-85. Attendance for third-place match and championship match were included in championship session attendance. #—Attendance estimated. *—Record

Future Championship Dates and Sites

REGIONALS

2012 (DEC. 7-8)

Haas Pavilion, Berkeley, Calif.
University of California, Berkeley, host
CenturyLink Center, Omaha, Neb.
University of Nebraska, Lincoln, host
Mackey Arena, West Lafayette, Ind.
Purdue University, host
Gregory Gymnasium, Austin, Texas
University of Texas at Austin, host

2013 (DEC. 13-14)

The Galen Center, Los Angeles
University of Southern California, host
Assembly Hall, Champaign, Ill.
University of Illinois, Champaign, host
Memorial Coliseum, Lexington, Ky.
University of Kentucky, host
Stephen C. O'Connell Center, Gainesville, Fla.
University of Florida, host

2014 (DEC. 12-13)

Alaska Airlines Arena, Seattle
University of Washington, host
KFC Yum! Center, Louisville, Ky.
University of Louisville and Louisville Sports
Commission, hosts
Sports Pavilion, Minneapolis
University of Minnesota, Twin Cities, host
Hilton Coliseum, Ames, Iowa
Iowa State University, host

FINALS

2012 (32ND ANNUAL)

DEC. 13 AND 15
KFC Yum! Center, Louisville, Ky.
University of Louisville and Louisville Sports
Commission, hosts

2013 (33RD ANNUAL)

DEC. 19 AND 21
KeyArena, Seattle
University of Washington and Seattle Sports
Commission, hosts

2014 (34TH ANNUAL)

DEC. 18 AND 20
Chesapeake Energy Arena, Oklahoma City
Big 12 Conference and Oklahoma City All Sports
Association, hosts



Finals Matchups

All-Time Finals Matchups 60



All-Time Finals Matchups

Arizona

vs. Long Beach St. (0-1)

Semifinals (0-1)
Dec. 13, 2001 27-30, 25-30, 20-30 L, 0-3

BYU

vs. Penn St. (0-1)

Semifinals (0-1)
Dec. 16, 1993 13-15, 15-6, 14-16, 12-15 L, 1-3

California

vs. Penn St. (0-2)

Semifinals (0-1)
Dec. 13, 2007 28-30, 25-30, 16-30 L, 0-3
Championship (0-1)
Dec. 18, 2010 20-25, 25-27, 20-25 L, 0-3

vs. Southern California (1-0)

Semifinals (1-0)
Dec. 16, 2010 25-14, 25-17, 25-20 W, 3-0

Florida

vs. Hawaii (1-1)

Semifinals (1-1)
Dec. 18, 2003 30-28, 30-28, 23-30, 30-28 W, 3-1
Dec. 19, 1996 11-15, 8-15, 9-15 L, 0-3

vs. Long Beach St. (0-2)

Semifinals (0-2)
Dec. 17, 1998 2-15, 8-15, 10-15 L, 0-3
Dec. 16, 1993 10-15, 6-15, 3-15 L, 0-3

vs. Penn St. (0-1)

Semifinals (0-1)
Dec. 18, 1997 11-15, 12-15, 13-15 L, 0-3

vs. Southern California (0-2)

Semifinals (0-1)
Dec. 19, 2002 30-24, 25-30, 26-30, 24-30 L, 1-3
Championship (0-1)
Dec. 20, 2003 30-25, 27-30, 19-30, 26-30 L, 1-3

vs. UCLA (0-1)

Semifinals (0-1)
Dec. 17, 1992 12-15, 12-15, 10-15 L, 0-3

Florida St.

vs. UCLA (0-1)

Semifinals (0-1)
Dec. 15, 2011 16-25, 17-25, 21-25 L, 0-3

Hawaii

vs. Florida (1-1)

Semifinals (1-1)
Dec. 18, 2003 28-30, 28-30, 30-23, 28-30 L, 1-3
Dec. 19, 1996 15-11, 15-8, 15-9 W, 3-0

vs. Illinois (2-0)

Semifinals (2-0)
Dec. 15, 1988 15-1, 15-12, 13-15, 15-13 W, 3-1
Dec. 17, 1987 19-17, 15-13, 15-11 W, 3-0

vs. Nebraska (0-1)

Semifinals (0-1)
Dec. 14, 2000 3-15, 12-15, 15-9, 10-15 L, 1-3

vs. Penn St. (0-1)

Semifinals (0-1)
Dec. 17, 2009 25-23, 18-25, 15-25, 18-25 L, 1-3

vs. Southern California (1-0)

Championship (1-0)
Dec. 19, 1982 14-16, 9-15, 15-13, 15-10, 15-12 W, 3-2

vs. Stanford (3-2)

Semifinals (2-1)
Dec. 19, 2002 25-30, 27-30, 24-30 L, 0-3
Dec. 17, 1983 15-9, 15-7, 15-7 W, 3-0
Dec. 17, 1982 12-15, 15-9, 12-15, 15-11, 15-6 W, 3-2

Championship (1-1)

Dec. 21, 1996 7-15, 3-15, 5-15 L, 0-3
Dec. 19, 1987 15-10, 15-10, 9-15, 15-1 W, 3-1

vs. Texas (0-1)

Championship (0-1)
Dec. 17, 1988 4-15, 14-16, 13-15 L, 0-3

vs. UCLA (1-0)

Championship (1-0)
Dec. 19, 1983 15-13, 15-4, 15-10 W, 3-0

Illinois

vs. Hawaii (0-2)

Semifinals (0-2)
Dec. 15, 1988 1-15, 12-15, 15-13, 13-15 L, 1-3
Dec. 17, 1987 17-19, 13-15, 11-15 L, 0-3

vs. Southern California (1-0)

Semifinals (1-0)
Dec. 15, 2011 25-27, 25-18, 25-22, 18-25, 15-10 W, 3-2

vs. UCLA (0-1)

Championship (0-1)
Dec. 17, 2011 23-25, 25-23, 24-26, 16-25 L, 1-3

Long Beach St.

vs. Arizona (1-0)

Semifinals (1-0)
Dec. 13, 2001 30-27, 30-25, 30-20 W, 3-0

vs. Florida (2-0)

Semifinals (2-0)
Dec. 17, 1998 15-2, 15-8, 15-10 W, 3-0
Dec. 16, 1993 15-10, 15-6, 15-3 W, 3-0

vs. LSU (1-0)

Semifinals (1-0)
Dec. 19, 1991 15-13, 6-15, 15-10, 15-13 W, 3-1

vs. Nebraska (1-0)

Championship (1-0)
Dec. 16, 1989 15-12, 15-0, 15-6 W, 3-0

vs. Penn St. (2-0)

Championship (2-0)
Dec. 19, 1998 15-3, 15-10, 13-15, 14-16, 15-12 W, 3-2
Dec. 18, 1993 15-13, 12-15, 15-11, 16-14 W, 3-1

vs. Stanford (0-4)

Semifinals (0-3)
Dec. 16, 1999 10-15, 10-15, 3-15 L, 0-3
Dec. 18, 1997 15-9, 10-15, 4-15, 15-17 L, 1-3
Dec. 17, 1992 10-15, 12-15, 15-6, 9-15 L, 1-3

Championship (0-1)

Dec. 15, 2001 29-31, 28-30, 25-30 L, 0-3

vs. Texas-Arlington (1-0)

Semifinals (1-0)
Dec. 14, 1989 15-6, 11-15, 15-10, 15-7 W, 3-1

vs. UCLA (0-1)

Championship (0-1)
Dec. 21, 1991 15-12, 15-13, 12-15, 6-15, 11-15 L, 2-3

LSU

vs. Long Beach St. (0-1)

Semifinals (0-1)
Dec. 19, 1991 13-15, 15-6, 10-15, 13-15 L, 1-3

vs. UCLA (0-1)

Semifinals (0-1)
Dec. 12, 1990 13-15, 10-15, 6-15 L, 0-3

Michigan St.

vs. Nebraska (0-1)

Semifinals (0-1)
Dec. 14, 1995 15-10, 8-15, 8-15, 15-9, 8-15 L, 2-3

Minnesota

vs. Southern California (1-1)

Semifinals (1-1)
Dec. 16, 2004 30-25, 29-31, 30-26, 30-20 W, 3-1
Dec. 18, 2003 27-30, 28-30, 20-30 L, 0-3

vs. Stanford (0-1)

Championship (0-1)
Dec. 18, 2004 23-30, 27-30, 21-30 L, 0-3

vs. Texas (0-1)

Semifinals (0-1)
Dec. 17, 2009 19-25, 20-25, 15-25 L, 0-3

Nebraska**vs. Hawaii (1-0)**

Semifinals (1-0)
Dec. 14, 2000 15-3, 15-12, 9-15, 15-10 W, 3-1

vs. Long Beach St. (0-1)

Championship (0-1)
Dec. 16, 1989 12-15, 0-15, 6-15 L, 0-3

vs. Michigan St. (1-0)

Semifinals (1-0)
Dec. 14, 1995 10-15, 15-8, 15-8, 9-15, 15-8 W, 3-2

vs. Pacific (0-2)

Semifinals (0-1)
Dec. 12, 1990 13-15, 15-11, 9-15, 12-15 L, 1-3

Championship (0-1)
Dec. 20, 1986 12-15, 4-15, 4-15 L, 0-3

vs. Penn St. (0-2)

Semifinals (0-2)
Dec. 18, 2008 17-25, 18-25, 25-15, 25-22, 11-15 L, 2-3
Dec. 17, 1998 11-15, 8-15, 15-8, 11-15 L, 1-3

vs. Santa Clara (1-0)

Semifinals (1-0)
Dec. 15, 2005 30-24, 30-19, 30-21 W, 3-0

vs. Stanford (2-2)

Semifinals (1-2)
Dec. 13, 2001 29-31, 28-30, 21-30 L, 0-3
Dec. 19, 1996 15-9, 7-15, 9-15, 8-15 L, 1-3
Dec. 18, 1986 7-15, 15-2, 15-10, 15-10 W, 3-1

Championship (1-0)
Dec. 16, 2006 27-30, 30-26, 30-28, 30-27 W, 3-1

vs. Texas (1-0)

Championship (1-0)
Dec. 16, 1995 11-15, 15-2, 15-7, 16-14 W, 3-1

vs. UCLA (2-0)

Semifinals (2-0)
Dec. 14, 2006 23-30, 30-28, 30-23, 30-28 W, 3-1
Dec. 14, 1989 15-13, 15-11, 15-6 W, 3-0

vs. Washington (0-1)

Championship (0-1)
Dec. 17, 2005 26-30, 25-30, 26-30 L, 0-3

vs. Wisconsin (1-0)

Championship (1-0)
Dec. 16, 2000 15-9, 9-15, 7-15, 15-2, 15-9 W, 3-2

Ohio St.**vs. Stanford (0-1)**

Semifinals (0-1)
Dec. 15, 1994 11-15, 9-15, 7-15 L, 0-3

vs. UCLA (0-1)

Semifinals (0-1)
Dec. 19, 1991 8-15, 8-15, 5-15 L, 0-3

Pacific**vs. Nebraska (2-0)**

Semifinals (1-0)
Dec. 12, 1990 15-13, 11-15, 15-9, 15-12 W, 3-1

Championship (1-0)
Dec. 20, 1986 15-12, 15-4, 15-4 W, 3-0

vs. Penn St. (0-1)

Semifinals (0-1)
Dec. 16, 1999 16-14, 5-15, 6-15, 15-7, 12-15 L, 2-3

vs. San Diego St. (0-1)

Third-Place (0-1)
Dec. 20, 1981 5-15, 10-15, 7-15 L, 0-3

vs. San Jose St. (1-0)

Third-Place (1-0)
Dec. 16, 1984 7-15, 15-13, 15-9, 15-6 W, 3-1

vs. Southern California (0-1)

Semifinals (0-1)
Dec. 18, 1981 15-9, 12-15, 11-15, 15-10, 11-15 L, 2-3

vs. Stanford (1-2)

Semifinals (0-1)
Dec. 14, 1984 11-15, 10-15, 12-15 L, 0-3

Third-Place (0-1)
Dec. 19, 1983 15-7, 8-15, 11-15, 2-15 L, 1-3

Championship (1-0)
Dec. 22, 1985 15-17, 15-7, 15-12, 15-13 W, 3-1

vs. Texas (1-0)

Semifinals (1-0)
Dec. 18, 1986 15-6, 15-1, 16-14 W, 3-0

vs. UCLA (1-2)

Semifinals (1-1)
Dec. 20, 1985 15-11, 15-7, 9-15, 17-15 W, 3-1
Dec. 17, 1983 5-15, 12-15, 17-15, 15-9, 7-15 L, 2-3

Championship (0-1)
Dec. 14, 1990 9-15, 12-15, 7-15 L, 0-3

Penn St.**vs. BYU (1-0)**

Semifinals (1-0)
Dec. 16, 1993 15-13, 6-15, 16-14, 15-12 W, 3-1

vs. California (2-0)

Semifinals (1-0)
Dec. 13, 2007 30-28, 30-25, 30-16 W, 3-0

Championship (1-0)
Dec. 18, 2010 25-20, 27-25, 25-20 W, 3-0

vs. Florida (1-0)

Semifinals (1-0)
Dec. 18, 1997 15-11, 15-12, 15-13 W, 3-0

vs. Hawaii (1-0)

Semifinals (1-0)
Dec. 17, 2009 23-25, 25-18, 25-15, 25-18 W, 3-1

vs. Long Beach St. (0-2)

Championship (0-2)
Dec. 19, 1998 3-15, 10-15, 15-13, 16-14, 12-15 L, 2-3
Dec. 18, 1993 13-15, 15-12, 11-15, 14-16 L, 1-3

vs. Nebraska (2-0)

Semifinals (2-0)
Dec. 18, 2008 25-17, 25-18, 15-25, 22-25, 15-11 W, 3-2
Dec. 17, 1998 15-11, 15-8, 8-15, 15-11 W, 3-1

vs. Pacific (1-0)

Semifinals (1-0)
Dec. 16, 1999 14-16, 15-5, 15-6, 7-15, 15-12 W, 3-2

vs. Stanford (3-1)

Championship (3-1)
Dec. 20, 2008 25-20, 26-24, 25-23 W, 3-0
Dec. 15, 2007 30-25, 30-26, 23-30, 19-30, 15-8 W, 3-2
Dec. 18, 1999 15-2, 15-10, 15-7 W, 3-0
Dec. 20, 1997 10-15, 6-15, 15-2, 17-15, 9-15 L, 2-3

vs. Texas (2-0)

Semifinals (1-0)
Dec. 16, 2010 25-13, 25-13, 25-22 W, 3-0

Championship (1-0)
Dec. 19, 2009 22-25, 20-25, 25-23, 25-21, 15-13 W, 3-2

vs. UCLA (0-1)

Semifinals (0-1)
Dec. 15, 1994 15-3, 4-15, 9-15, 15-5, 11-15 L, 2-3

San Diego St.**vs. Pacific (1-0)**

Third-Place (1-0)
Dec. 20, 1981 15-5, 15-10, 15-7 W, 3-0

vs. Southern California (0-1)

Semifinals (0-1)
Dec. 17, 1982 13-15, 12-15, 12-15 L, 0-3

vs. Stanford (1-0)

Third-Place (1-0)
Dec. 19, 1982 13-15, 15-11, 17-15, 10-15, 16-14 W, 3-2

vs. UCLA (0-1)

Semifinals (0-1)
Dec. 18, 1981 15-4, 8-15, 9-15, 8-15 L, 1-3

San Jose St.**vs. Pacific (0-1)**

Third-Place (0-1)
Dec. 16, 1984 15-7, 13-15, 9-15, 6-15 L, 1-3

vs. UCLA (0-1)

Semifinals (0-1)
Dec. 14, 1984 6-15, 2-15, 4-15 L, 0-3

Santa Clara**vs. Nebraska (0-1)**

Semifinals (0-1)
Dec. 15, 2005 24-30, 19-30, 21-30 L, 0-3

Southern California**vs. California (0-1)**

Semifinals (0-1)
Dec. 16, 2010 14-25, 17-25, 20-25 L, 0-3

vs. Florida (2-0)

Semifinals (1-0)
Dec. 19, 2002 24-30, 30-25, 30-26, 30-24 W, 3-1
Championship (1-0)
Dec. 20, 2003 25-30, 30-27, 30-19, 30-26 W, 3-1

vs. Hawaii (0-1)

Championship (0-1)
Dec. 19, 1982 16-14, 15-9, 13-15, 10-15, 12-15 L, 2-3

vs. Illinois (0-1)

Semifinals (0-1)
Dec. 15, 2011 27-25, 18-25, 22-25, 25-18, 10-15 L, 2-3

vs. Minnesota (1-1)

Semifinals (1-1)
Dec. 16, 2004 25-30, 31-29, 26-30, 20-30 L, 1-3
Dec. 18, 2003 30-27, 30-28, 30-20 W, 3-0

vs. Pacific (1-0)

Semifinals (1-0)
Dec. 18, 1981 9-15, 15-12, 15-11, 10-15, 15-11 W, 3-2

vs. San Diego St. (1-0)

Semifinals (1-0)
Dec. 17, 1982 15-13, 15-12, 15-12 W, 3-0

vs. Stanford (1-2)

Semifinals (0-2)
Dec. 13, 2007 30-23, 20-30, 25-30, 30-20, 14-16 L, 2-3
Dec. 20, 1985 9-15, 15-7, 10-15, 6-15 L, 1-3
Championship (1-0)
Dec. 21, 2002 30-27, 23-30, 30-24, 30-26 W, 3-1

vs. UCLA (2-0)

Third-Place (1-0)
Dec. 22, 1985 15-7, 15-12, 8-15, 11-15, 15-3 W, 3-2
Championship (1-0)
Dec. 20, 1981 9-15, 15-7, 10-15, 15-13, 15-7 W, 3-2

vs. Wisconsin (0-1)

Semifinals (0-1)
Dec. 14, 2000 10-15, 9-15, 9-15 L, 0-3

Stanford**vs. Hawaii (2-3)**

Semifinals (1-2)
Dec. 19, 2002 30-25, 30-27, 30-24 W, 3-0
Dec. 17, 1983 9-15, 7-15, 7-15 L, 0-3
Dec. 17, 1982 15-12, 9-15, 15-12, 11-15, 6-15 L, 2-3

Championship (1-1)

Dec. 21, 1996 15-7, 15-3, 15-5 W, 3-0
Dec. 19, 1987 10-15, 10-15, 15-9, 1-15 L, 1-3

vs. Long Beach St. (4-0)

Semifinals (3-0)
Dec. 16, 1999 15-10, 15-10, 15-3 W, 3-0
Dec. 18, 1997 9-15, 15-10, 15-4, 17-15 W, 3-1
Dec. 17, 1992 15-10, 15-12, 6-15, 15-9 W, 3-1
Championship (1-0)
Dec. 15, 2001 31-29, 30-28, 30-25 W, 3-0

vs. Minnesota (1-0)

Championship (1-0)
Dec. 18, 2004 30-23, 30-27, 30-21 W, 3-0

vs. Nebraska (2-2)

Semifinals (2-1)
Dec. 13, 2001 31-29, 30-28, 30-21 W, 3-0
Dec. 19, 1996 9-15, 15-7, 15-9, 15-8 W, 3-1
Dec. 18, 1986 15-7, 2-15, 10-15, 10-15 L, 1-3

Championship (0-1)

Dec. 16, 2006 30-27, 26-30, 28-30, 27-30 L, 1-3

vs. Ohio St. (1-0)

Semifinals (1-0)
Dec. 15, 1994 15-11, 15-9, 15-7 W, 3-0

vs. Pacific (2-1)

Semifinals (1-0)
Dec. 14, 1984 15-11, 15-10, 15-12 W, 3-0

Third-Place (1-0)

Dec. 19, 1983 7-15, 15-8, 15-11, 15-2 W, 3-1

Championship (0-1)

Dec. 22, 1985 17-15, 7-15, 12-15, 13-15 L, 1-3

vs. Penn St. (1-3)

Championship (1-3)
Dec. 20, 2008 20-25, 24-26, 23-25 L, 0-3
Dec. 15, 2007 25-30, 26-30, 30-23, 30-19, 8-15 L, 2-3
Dec. 18, 1999 2-15, 10-15, 7-15 L, 0-3
Dec. 20, 1997 15-10, 15-6, 2-15, 15-17, 15-9 W, 3-2

vs. San Diego St. (0-1)

Third-Place (0-1)
Dec. 19, 1982 15-13, 11-15, 15-17, 15-10, 14-16 L, 2-3

vs. Southern California (2-1)

Semifinals (2-0)
Dec. 13, 2007 23-30, 30-20, 30-25, 20-30, 16-14 W, 3-2
Dec. 20, 1985 15-9, 7-15, 15-10, 15-6 W, 3-1

Championship (0-1)

Dec. 21, 2002 27-30, 30-23, 24-30, 26-30 L, 1-3

vs. Texas (2-1)

Semifinals (2-1)
Dec. 18, 2008 20-25, 18-25, 25-15, 25-22, 15-13 W, 3-2
Dec. 14, 1995 13-15, 15-0, 17-15, 6-15, 12-15 L, 2-3
Dec. 17, 1987 11-15, 15-12, 8-15, 15-6, 15-5 W, 3-2

vs. UCLA (2-1)

Championship (2-1)
Dec. 17, 1994 15-10, 5-15, 16-14, 15-13 W, 3-1
Dec. 19, 1992 15-8, 15-9, 6-15, 15-10 W, 3-1
Dec. 16, 1984 12-15, 15-7, 10-15, 15-9, 13-15 L, 2-3

vs. Washington (2-0)

Semifinals (2-0)
Dec. 14, 2006 30-12, 30-25, 30-15 W, 3-0
Dec. 16, 2004 30-25, 23-30, 30-27, 30-24 W, 3-1

Tennessee**vs. Washington (0-1)**

Semifinals (0-1)
Dec. 15, 2005 25-30, 19-30, 21-30 L, 0-3

Texas**vs. Hawaii (1-0)**

Championship (1-0)
Dec. 17, 1988 15-4, 16-14, 15-13 W, 3-0

vs. Minnesota (1-0)

Semifinals (1-0)
Dec. 17, 2009 25-19, 25-20, 25-15 W, 3-0

vs. Nebraska (0-1)

Championship (0-1)
Dec. 16, 1995 15-11, 2-15, 7-15, 14-16 L, 1-3

vs. Pacific (0-1)

Semifinals (0-1)
Dec. 18, 1986 6-15, 1-15, 14-16 L, 0-3

vs. Penn St. (0-2)

Semifinals (0-1)
Dec. 16, 2010 13-25, 13-25, 22-25 L, 0-3
Championship (0-1)
Dec. 19, 2009 25-22, 25-20, 23-25, 21-25, 13-15 L, 2-3

vs. Stanford (1-2)

Semifinals (1-2)
Dec. 18, 2008 25-20, 25-18, 15-25, 22-25, 13-15 L, 2-3
Dec. 14, 1995 15-13, 0-15, 15-17, 15-6, 15-12 W, 3-2
Dec. 17, 1987 15-11, 12-15, 15-8, 6-15, 5-15 L, 2-3

vs. UCLA (1-0)

Semifinals (1-0)
Dec. 15, 1988 16-14, 15-11, 15-13 W, 3-0

Texas-Arlington**vs. Long Beach St. (0-1)**

Semifinals (0-1)
Dec. 14, 1989 6-15, 15-11, 10-15, 7-15 L, 1-3

UCLA**vs. Florida (1-0)**

Semifinals (1-0)
Dec. 17, 1992 15-12, 15-12, 15-10 W, 3-0

vs. Florida St. (1-0)

Semifinals (1-0)
Dec. 15, 2011 25-16, 25-17, 25-21 W, 3-0

vs. Hawaii (0-1)

Championship (0-1)
Dec. 19, 1983 13-15, 4-15, 10-15 L, 0-3

vs. Illinois (1-0)

Championship (1-0)
Dec. 17, 2011 25-23, 23-25, 26-24, 25-16 W, 3-1

vs. Long Beach St. (1-0)

Championship (1-0)
Dec. 21, 1991 12-15, 13-15, 15-12, 15-6, 15-11 W, 3-2

vs. LSU (1-0)

Semifinals (1-0)
Dec. 12, 1990 15-13, 15-10, 15-6 W, 3-0

vs. Nebraska (0-2)

Semifinals (0-2)
Dec. 14, 2006 30-23, 28-30, 23-30, 28-30 L, 1-3
Dec. 14, 1989 13-15, 11-15, 6-15 L, 0-3

vs. Ohio St. (1-0)

Semifinals (1-0)
Dec. 19, 1991 15-8, 15-8, 15-5 W, 3-0

vs. Pacific (2-1)

Semifinals (1-1)
Dec. 20, 1985 11-15, 7-15, 15-9, 15-17 L, 1-3
Dec. 17, 1983 15-5, 15-12, 15-17, 9-15, 15-7 W, 3-2

vs. Penn St. (1-0)

Championship (1-0)
Dec. 14, 1990 15-9, 15-12, 15-7 W, 3-0
Semifinals (1-0)
Dec. 15, 1994 3-15, 15-4, 15-9, 5-15, 15-11 W, 3-2

vs. San Diego St. (1-0)

Semifinals (1-0)
Dec. 18, 1981 4-15, 15-8, 15-9, 15-8 W, 3-1

vs. San Jose St. (1-0)

Semifinals (1-0)
Dec. 14, 1984 15-6, 15-2, 15-4 W, 3-0

vs. Southern California (0-2)

Third-Place (0-1)
Dec. 22, 1985 7-15, 12-15, 15-8, 15-11, 3-15 L, 2-3

Championship (0-1)

Dec. 20, 1981 15-9, 7-15, 15-10, 13-15, 7-15 L, 2-3

vs. Stanford (1-2)

Championship (1-2)
Dec. 17, 1994 10-15, 15-5, 14-16, 13-15 L, 1-3
Dec. 19, 1992 8-15, 9-15, 15-6, 10-15 L, 1-3
Dec. 16, 1984 15-12, 7-15, 15-10, 9-15, 15-13 W, 3-2

vs. Texas (0-1)

Semifinals (0-1)
Dec. 15, 1988 14-16, 11-15, 13-15 L, 0-3

Washington**vs. Nebraska (1-0)**

Championship (1-0)
Dec. 17, 2005 30-26, 30-25, 30-26 W, 3-0

vs. Stanford (0-2)

Semifinals (0-2)
Dec. 14, 2006 12-30, 25-30, 15-30 L, 0-3
Dec. 16, 2004 25-30, 30-23, 27-30, 24-30 L, 1-3

vs. Tennessee (1-0)


Semifinals (1-0)
Dec. 15, 2005 30-25, 30-19, 30-21 W, 3-0

Wisconsin**vs. Nebraska (0-1)**

Championship (0-1)
Dec. 16, 2000 9-15, 15-9, 15-7, 2-15, 9-15 L, 2-3

vs. Southern California (1-0)

Semifinals (1-0)
Dec. 14, 2000 15-10, 15-9, 15-9 W, 3-0



The Tournament

2011 Tournament	66
Tournament History.....	69
Tournament Records.....	70
Won-Loss Record in Tournament Play.....	70
All-Time Tournament Results.....	73



Volleyball

DIVISION I



2011 Championship

Highlights

UCLA wins national championship; victory against Illinois brings Bruins first title since 1991: Outside hitter Rachael Kidder had 20 kills and UCLA beat Illinois in the NCAA Division I Women's Volleyball Championship to give the Bruins their first title in two decades Dec. 17.

The Bruins won their fourth title in school history, putting them third behind Stanford (six) and Penn State (five).

Tabi Love had 14 kills for UCLA in the 25-23, 23-25, 26-24, 25-16 victory. Michelle Bartsch led Illinois with 22 kills in the first championship match in history for the Illini.

UCLA (30-6) hadn't won a championship since 1991 or even played in the final since 1994.

The Bruins are the sport's first new champion in five years. They dethroned the Nittany Lions, whose record run of four consecutive titles ended in the regional semifinals with a loss to UCLA.

UCLA was among women's volleyball's original dynasties in the late 1980s and early '90s, but the program spent the past two decades watching its rivals pass it by. Now the Bruins are back on top after a 20-year championship drought -- an eternity for a program whose 12 national semifinal appearances rank second.

It was the Illini's third trip to the semifinals in school history. Colleen Ward added 17 kills for the Illini (32-5) in the final.

A jubilant UCLA bench spilled onto the court after Sara Sage's match-clinching kill, carrying their celebration under the net where Illinois players were lining up waiting to shake hands. Many Illini players wiped away tears while watching the Bruins accept their championship trophy.

UCLA squeaked out the first set, then built enough momentum in the second to hint at a possible sweep. A bevy of Illini errors and back-to-back kills by Lauren Van Orden put the Bruins up 20-13 for what was the match's biggest lead to that point.

Illinois came roaring back, tying the match on a 12-3 run and then taking UCLA to set point in the third. But Tabi Love snatched back the set for UCLA with consecutive kills, and Illinois never seemed to recover.

Illinois was trying to become the first newcomer to win a championship in its first try since Washington in 2005. The Huskies swept perennial contender Nebraska to win the title that year, and the Illini's path wasn't any easier.

They swept the Nittany Lions during the regular season, beat Florida on the Gators' home court in the regional final and defeated Southern California in a thrilling five-set semifinal match.

For an Illinois team that lost in the regional semis the previous three seasons, a breakthrough was finally in reach. But the Big Ten power that hadn't lost in seven five-set matches all season couldn't push UCLA past four.

TOURNAMENT PERCENTAGE LEADERS

Player, Team	K	E	TA	*Pct.	A	SA	DG	TB
Tiffany Fisher, Purdue.....	35	6	69	.420	2	4	9	13
Bailey Webster, Texas.....	51	8	103	.417	0	0	2	13
Alexis Olgard, Southern California.....	39	6	84	.393	0	0	3	20
Chloe Mann, Florida.....	35	6	75	.387	0	0	2	14
Becca Refenes, Cincinnati.....	32	5	70	.386	2	3	9	7

LEGEND: K (kills), E (errors), TA (total attempts), A (assists), SA (service aces), DG (digs), TB (total blocks).

*Percentage is derived by subtracting errors from kills and dividing that remainder by total attempts. Minimum of 65 attempts to qualify.

Results

FIRST ROUND

Texas def. Texas St., 25-15, 25-23, 25-15
Michigan St. def. Arizona, 18-25, 25-17, 25-20, 25-21
Kentucky def. Dayton, 25-20, 16-25, 22-25, 25-15, 16-14
Texas A&M def. Lipscomb, 25-16, 25-16, 12-25, 25-22
UCLA def. Md.-East. Shore, 25-12, 25-12, 25-9
San Diego def. Long Beach St., 23-25, 26-24, 25-19, 25-21
Delaware def. American, 17-25, 25-22, 25-22, 25-23
Penn St. def. Liberty, 25-16, 25-16, 25-16
Purdue def. Morehead St., 25-16, 25-15, 25-23
Louisville def. Ball St., 25-22, 25-15, 25-20
Cincinnati def. Samford, 25-17, 22-25, 25-16, 23-25, 15-9
Florida St. def. Albany (NY), 25-15, 25-11, 25-23
Minnesota def. North Dakota St., 25-17, 25-21, 26-24
Washington def. Western Mich., 25-13, 20-25, 25-22, 25-16
Miami (FL) def. Northern Ill., 25-17, 21-25, 25-12, 26-24
Iowa St. def. Milwaukee, 25-19, 25-23, 25-23

Illinois def. Central Mich., 25-16, 25-22, 25-18
Marquette def. Western Ky., 25-21, 22-25, 26-24, 25-23
Ohio St. def. Middle Tenn., 25-23, 25-27, 25-21, 25-18
Tennessee def. Duke, 25-15, 23-25, 25-19, 25-16
Stanford def. Sacred Heart, 25-14, 23-25, 25-22, 25-11
Michigan def. Baylor, 22-25, 25-11, 29-27, 25-17
Florida def. Missouri, 23-25, 25-16, 25-20, 25-16
UNI def. Niagara, 25-16, 25-13, 25-17
Southern California def. Yale, 25-13, 25-13, 25-18
Tulsa def. Oklahoma, 25-22, 18-25, 25-22, 25-19
Colorado St. def. Oregon, 24-26, 25-21, 25-21, 15-25, 15-10
Hawaii def. Northern Colo., 25-21, 25-15, 25-15
Pepperdine def. Missouri St., 25-22, 25-21, 25-16
North Carolina def. California, 25-17, 16-25, 23-25, 25-17, 15-9
Kansas St. def. Wichita St., 25-18, 25-22, 25-17
Nebraska def. Jackson St., 25-10, 25-16, 25-13

SECOND ROUND

Texas def. Michigan St., 25-11, 25-18, 25-22
 Kentucky def. Texas A&M, 25-18, 25-21, 25-19
 UCLA def. San Diego, 25-16, 25-15, 22-25, 25-17
 Penn St. def. Delaware, 25-12, 25-9, 25-18
 Purdue def. Louisville, 25-14, 26-28, 25-11, 25-16
 Florida St. def. Cincinnati, 25-23, 16-25, 25-20, 20-25, 15-13
 Minnesota def. Washington, 18-25, 20-25, 25-17, 25-21, 15-11
 Iowa St. def. Miami (FL), 25-21, 25-10, 25-14
 Illinois def. Marquette, 25-13, 25-23, 25-22
 Ohio St. def. Tennessee, 23-25, 25-21, 25-23, 22-25, 15-12
 Michigan def. Stanford, 20-25, 25-17, 25-18, 25-20
 Florida def. UNI, 16-25, 25-14, 25-14, 25-22
 Southern California def. Tulsa, 25-10, 25-20, 25-19
 Hawaii def. Colorado St., 22-25, 25-22, 25-16, 25-18
 Pepperdine def. North Carolina, 25-20, 25-22, 25-22
 Kansas St. def. Nebraska, 25-22, 22-25, 31-29, 22-25, 15-11

REGIONAL SEMIFINALS

Texas def. Kentucky, 25-23, 22-25, 27-25, 25-23
 UCLA def. Penn St., 25-20, 25-22, 25-21
 Florida St. def. Purdue, 25-23, 21-25, 25-20, 25-19
 Iowa St. def. Minnesota, 18-25, 25-23, 25-15, 31-29
 Illinois def. Ohio St., 23-25, 26-24, 25-23, 25-19
 Florida def. Michigan, 25-21, 25-13, 27-25
 Southern California def. Hawaii, 19-25, 29-27, 19-25, 25-23, 15-12
 Pepperdine def. Kansas St., 25-18, 25-12, 25-23

REGIONAL FINALS

UCLA def. Texas, 19-25, 25-22, 25-22, 25-21
 Florida St. def. Iowa St., 25-21, 23-25, 25-20, 19-25, 15-11
 Illinois def. Florida, 25-22, 23-25, 25-14, 25-20
 Southern California def. Pepperdine, 25-16, 26-28, 19-25, 25-19, 15-10

SEMIFINALS

DEC. 15 AT SAN ANTONIO

Illinois 3, Southern California 2

Southern California

No.	Name	SP	K	E	TA	PCT	A	SA	SE	RE	DIG	BS	BA	BE	BHE
1	Alexis Olgard	5	4	1	18	.167	0	0	0	0	0	1	4	1	0
7	Alex Jupiter	5	32	12	83	.241	1	0	4	0	12	1	1	0	0
8	Lauren Williams	5	18	5	29	.448	0	0	0	0	0	1	2	0	0
10	Sara Shaw	5	8	4	35	.114	1	0	0	0	18	0	1	1	0
12	Kendall Bateman	5	0	0	2	.000	65	1	0	0	13	0	4	1	1
22	Katie Fuller	5	11	4	34	.206	0	0	0	0	9	0	0	0	0
2	Bria Russ	2	0	0	0	.000	0	0	0	0	3	0	0	0	0
3	Natalie Hagglund	5	0	0	0	.000	3	2	0	0	31	0	0	0	0
14	Hannah Schraer	1	0	0	1	.000	0	0	0	0	0	0	0	0	0
15	Erin Yoder	5	0	0	0	.000	0	0	0	0	1	0	0	0	0
20	Emily Young	1	0	0	0	.000	0	0	0	0	0	0	0	0	0
Totals		5	73	26	202	.233	70	3	4	0	87	3	12	3	1

TEAM ATTACK PER SET

Set	K	E	TA	Pct.
1	17	6	45	.244
2	12	4	45	.178
3	18	8	42	.238
4	21	4	47	.362
5	5	4	23	.043

TOTAL TEAM BLOCKS: 9.0

SET SCORES	1	2	3	4	5	TEAM RECORDS
Southern California	27	18	22	25	10	29-5
Illinois	25	25	25	18	15	32-4

Illinois

No.	Name	SP	K	E	TA	PCT	A	SA	SE	RE	DIG	BS	BA	BE	BHE
4	Colleen Ward	5	27	8	71	.268	2	0	2	1	22	0	1	0	0
5	Anna Dorn	5	3	3	10	.000	1	0	0	0	1	0	5	1	0
6	Michelle Bartsch	5	22	5	58	.293	1	0	0	1	22	0	4	0	0
11	Annie Luhrsens	5	3	2	8	.125	66	0	0	0	11	0	1	0	0
12	Erin Johnson	5	12	2	22	.455	0	0	0	0	1	0	7	0	0
14	Liz McMahon	5	10	1	27	.333	0	0	0	0	2	0	6	0	0
2	Rachel Feldman	5	0	0	0	.000	0	0	0	0	3	0	0	0	0
3	Jennifer Beltran	5	0	1	1	-1.000	5	0	1	0	32	0	0	0	0
10	Jackie Wolfe	5	0	0	0	.000	0	0	1	0	1	0	0	0	0
TEAM											1				
Totals		5	77	22	197	.279	75	0	4	3	95	0	24	1	0

TEAM ATTACK PER SET

Set	K	E	TA	Pct.
1	16	8	44	.182
2	21	5	48	.333
3	16	3	40	.325
4	13	4	41	.220

TOTAL TEAM BLOCKS: 12.0

5 11 2 24 .375

UCLA 3, Florida St. 0**Florida St.**

No. Name	SP	K	E	TA	PCT	A	SA	SE	RE	DIG	BS	BA	BE	BHE
1 Rachael Morgan.....	3	0	1	9	-.111	0	0	0	0	0	1	3	0	0
3 Jekaterina Stepanova.....	3	11	5	32	.188	2	0	0	1	3	0	1	0	0
9 Visnja Djurdjevic.....	3	8	4	30	.133	0	0	1	0	16	0	1	0	0
14 Ashley Neff.....	3	7	1	15	.400	0	0	0	0	0	2	3	1	0
20 Duygu Duzceler.....	3	1	0	3	.333	15	1	0	0	6	0	0	0	0
23 Elise Walch.....	2	1	1	4	.000	0	0	0	0	2	0	1	1	0
2 Katie Mosher.....	3	1	0	2	.500	3	1	0	2	16	0	0	0	0
10 Sarah Wickstrom.....	3	0	1	1	-1.000	13	0	0	0	1	0	0	0	1
12 Marija Milosavljevic.....	2	1	0	5	.200	0	0	0	0	0	0	1	0	0
22 Sareea Freeman.....	3	4	2	9	.222	0	0	0	0	0	0	2	1	0
Team.....										2				
Totals.....	3	34	15	110	.173	33	2	1	5	44	3	12	3	1

TEAM ATTACK PER SET

Set	K	E	TA	Pct.
1	11	4	38	.184
2	9	5	35	.114
3	14	6	37	.216

TOTAL TEAM BLOCKS: 9.0

SET SCORES	1	2	3	TEAM RECORDS
Florida St.	16	17	21	28-7
UCLA	25	25	25	29-6

UCLA

No. Name	SP	K	E	TA	PCT	A	SA	SE	RE	DIG	BS	BA	BE	BHE
2 Kelly Reeves.....	3	7	2	17	.294	3	3	1	1	10	0	2	0	0
3 Tabi Love.....	3	12	6	36	.167	0	0	0	0	0	0	1	0	0
5 Lauren Van Orden.....	3	4	0	6	.667	43	1	1	0	8	0	3	0	0
11 Rachael Kidder.....	3	21	3	39	.462	1	0	2	0	12	1	0	0	0
12 Mariana Aquino.....	3	6	2	14	.286	0	0	0	0	1	0	4	1	0
13 Zoë Nightingale.....	3	3	1	7	.286	0	0	0	0	0	1	2	0	0
6 Lainey Gera.....	3	0	0	0	.000	5	1	0	1	17	0	0	0	0
10 Bojana Todorovic.....	3	0	0	0	.000	0	0	0	0	6	0	0	0	0
Totals.....	3	53	14	119	.328	52	5	4	2	54	2	12	1	0

TEAM ATTACK PER SET

Set	K	E	TA	Pct.
1	19	5	35	.400
2	19	4	42	.357
3	15	5	42	.238

TOTAL TEAM BLOCKS: 8.0**CHAMPIONSHIP****DEC. 17 AT SAN ANTONIO****UCLA 3, Illinois 1****UCLA**

No. Name	SP	K	E	TA	PCT	A	SA	SE	RE	DIG	BS	BA	BE	BHE
2 Kelly Reeves.....	4	7	5	24	.083	2	1	0	0	16	0	3	0	0
5 Lauren Van Orden.....	4	4	0	8	.500	53	0	0	0	17	0	5	2	0
10 Bojana Todorovic.....	4	1	0	4	.250	1	0	0	1	18	0	0	0	0
11 Rachael Kidder.....	4	20	11	71	.127	2	1	0	1	8	0	3	0	0
12 Mariana Aquino.....	3	4	2	11	.182	0	0	0	0	4	0	4	1	0
13 Zoë Nightingale.....	4	8	3	20	.250	0	0	0	0	1	1	10	2	0
3 Tabi Love.....	4	14	4	34	.294	0	0	0	0	2	0	3	0	0
4 Sara Sage.....	1	6	0	7	.857	0	0	0	0	1	0	0	0	0
6 Lainey Gera.....	4	0	0	0	.000	4	0	0	2	19	0	0	0	0
14 Meg Norton.....	3	0	0	0	.000	0	0	0	0	1	0	0	0	0
17 Karsta Lowe.....	1	0	0	0	.000	0	0	0	0	0	0	0	0	0
Totals.....	4	64	25	179	.218	62	2	0	4	87	1	28	5	0

TEAM ATTACK PER SET

Set	K	E	TA	Pct.
1	15	7	53	.151
2	12	6	33	.182
3	20	7	57	.228
4	17	5	36	.333

TOTAL TEAM BLOCKS: 15.0

SET SCORES	1	2	3	4	TEAM RECORDS
UCLA	25	23	26	25	30-6
Illinois	23	25	24	16	32-5

Illinois

No. Name	SP	K	E	TA	PCT	A	SA	SE	RE	DIG	BS	BA	BE	BHE
4 Colleen Ward.....	4	17	4	47	.277	4	1	3	1	13	0	2	0	1
5 Anna Born.....	4	2	1	8	.125	0	0	0	0	0	0	8	0	0

6	Michelle Bartsch	4	22	4	64	.281	2	0	2	0	14	2	1	0	0
11	Annie Luhrsen	4	6	1	13	.385	47	0	2	0	14	0	3	0	0
12	Erin Johnson	4	5	4	20	.050	0	0	0	0	1	0	1	0	0
14	Liz McMahon	4	7	6	29	.034	0	0	0	0	0	0	4	0	0
2	Rachel Feldman	4	0	0	0	.000	1	0	1	0	8	0	0	0	0
3	Jennifer Beltran	4	0	0	0	.000	3	1	1	1	26	0	0	0	0
10	Jackie Wolfe	4	0	0	0	.000	1	2	2	0	0	0	0	0	0
	Totals	4	59	20	181	.215	58	4	11	2	76	2	19	0	1

TEAM ATTACK PER SET

TOTAL TEAM BLOCKS: 11.5

Set	K	E	TA	Pct.
1	14	6	50	.160
2	17	6	40	.275
3	17	5	59	.203
4	11	3	32	.250

History

Team Results

Year	Champion (Record)	Coach	Score	Runner-Up	Host or Site	Championship Match Attendance†	Championship Total Attendance†
1981	Southern California (27-10)	Chuck Erbe	3-2	UCLA	UCLA	6,289	11,875
1982	Hawaii (33-1)	Dave Shoji	3-2	Southern California	Pacific	4,126	18,462
1983	Hawaii (34-2)	Dave Shoji	3-0	UCLA	Kentucky	2,000	27,863
1984	UCLA (33-6)	Andy Banachowski	3-2	Stanford	UCLA	4,285	29,215
1985	Pacific (36-3)	John Dunning	3-1	Stanford	Western Mich.	7,876	37,521
1986	Pacific (39-3)	John Dunning	3-0	Nebraska	Pacific	6,500	40,103
1987	Hawaii (37-2)	Dave Shoji	3-1	Stanford	Indianapolis	6,885	41,811
1988	Texas (34-5)	Mick Haley	3-0	Hawaii	Minnesota	9,107	40,437
1989	Long Beach St. (32-5)	Brian Gimmillaro	3-0	Nebraska	Hawaii	5,693	50,170
1990	UCLA (36-1)	Andy Banachowski	3-0	Pacific	Maryland	5,314	57,036
1991	UCLA (31-5)	Andy Banachowski	3-2	Long Beach St.	UCLA	7,177	56,934
1992	Stanford (31-2)	Don Shaw	3-1	UCLA	New Mexico	4,693	46,704
1993	Long Beach St. (32-2)	Brian Gimmillaro	3-1	Penn St.	Wisconsin	11,114	67,935
1994	Stanford (32-1)	Don Shaw	3-1	UCLA	Texas	8,312	69,428
1995	Nebraska (32-1)	Terry Pettit	3-1	Texas	Massachusetts	7,364	100,565
1996	Stanford (31-2)	Don Shaw	3-0	Hawaii	Cleveland St.	8,009	99,303
1997	Stanford (33-2)	Don Shaw	3-2	Penn St.	Washington St.	10,792	80,791
1998	Long Beach St. (36-0)	Brian Gimmillaro	3-2	Penn St.	Wisconsin	13,194	104,861
1999	Penn St. (36-1)	Russ Rose	3-0	Stanford	Hawaii	10,252	95,523
2000	Nebraska (34-0)	John Cook	3-2	Wisconsin	VCU	8,444	109,488
2001	Stanford (33-2)	John Dunning	3-0	Long Beach St.	San Diego St.	10,067	92,775
2002	Southern California (31-1)	Mick Haley	3-1	Stanford	New Orleans	6,451	80,957
2003	Southern California (35-0)	Mick Haley	3-1	Florida	Dallas	7,261	97,958
2004	Stanford (30-6)	John Dunning	3-0	Minnesota	Long Beach St.	8,826	83,123
2005	Washington (32-1)	Jim McLaughlin	3-0	Nebraska	UTSA	8,482	109,431
2006	Nebraska (33-1)	John Cook	3-1	Stanford	Nebraska	17,209	126,884
2007	Penn St. (34-2)	Russ Rose	3-2	Stanford	Sacramento St.	13,631	107,902
2008	Penn St. (38-0)	Russ Rose	3-0	Stanford	Nebraska	14,299	108,382
2009	Penn St. (38-0)	Russ Rose	3-2	Texas	South Fla.	12,087	112,151
2010	Penn St. (32-5)	Russ Rose	3-0	California	UMKC	14,032	113,634
2011	UCLA (30-6)	Michael Sealy	3-1	Illinois	UTSA	13,747	134,217

†Paid attendance.

Individual Records

KILLS, MATCH

46—Elsa Stegemann, Pacific (3) vs. Michigan (2), 12-4-99.

KILLS, TOURNAMENT

165—Ogonna Nnamani, Stanford, 2004 (18 vs. Jacksonville, 30 vs. Florida, 28 vs. Texas, 27 vs. Wisconsin, 33 vs. Washington, 29 vs. Minnesota).

TOTAL ATTEMPTS, MATCH

99—Tee Williams-Sanders, Hawaii (3) vs. Cal Poly (2), 12-8-89.

TOTAL ATTEMPTS, TOURNAMENT

356—Ogonna Nnamani, Stanford, 2004 (36 vs. Jacksonville, 89 vs. Florida, 56 vs. Texas, 49 vs. Wisconsin, 78 vs. Washington, 48 vs. Minnesota).

SERVICE ACES, MATCH

11—Beverly Robinson, Tennessee (3) vs. Northwestern (2), 12-4-82.

SERVICE ACES, TOURNAMENT

20—Misty May, Long Beach St., 1998 (4 vs. Southern U., 4 vs. Arizona, 4 vs. Illinois, 4 vs. Texas, 2 vs. Florida, 2 vs. Penn St.).

BLOCK SOLOS, MATCH

11—Marsha Bond, Kentucky (1) vs. Hawaii (3), 12-11-83.

BLOCK SOLOS, TOURNAMENT

15—Jayne Gibson, Pacific, 1981 (2 vs. Penn St., 4 vs. Cal Poly, 6 vs. Southern California, 3 vs. San Diego St.); Dietre Collins, Hawaii, 1982 (1 vs. San Jose St., 6 vs. Cal Poly, 2 vs. Stanford, 6 vs. Southern California); Ogonna Nnamani, Stanford, 2004 (2 vs. Jacksonville, 3 vs. Florida, 2 vs. Texas, 2 vs. Wisconsin, 5 vs. Washington, 1 vs. Minnesota).

DIGS, MATCH

53—Taylor Rayfield, North Carolina (1) vs. Col. of Charleston (3), 12-2-05.

DIGS, TOURNAMENT

173—Paula Gentil, Minnesota, 2004 (25 vs. Long Island, 21 vs. Yale, 38 vs. Ohio St., 41 vs. Georgia Tech, 33 vs. Southern California, 15 vs. Stanford).

HITTING PERCENTAGE, MATCH

(Min. 15 Attempts)
.889—Nicole Fawcett, Penn St. (3) vs. Long Island (0), 12-3-05 (16-0/18).

HITTING PERCENTAGE, TOURNAMENT

(Min. 75 Attempts)
.564—Marissa Dalee, Arizona, 2000 (.588 vs. Alabama A&M, 11-1/17; .667 vs. Michigan, 13-1/18; .294 vs. BYU, 6-1/17; .654 vs. Nebraska, 17-0/26).

Team Records

KILLS, MATCH

112—Texas-Arlington (3) vs. Pepperdine (2), 12-3-88; UC Santa Barbara (2) vs. Cal Poly (3), 12-3-89; Texas (2) vs. LSU (3), 12-9-90.

KILLS, TOURNAMENT

421—Stanford, 2007 (55 vs. Santa Clara, 61 vs. Sacramento St., 59 vs. Cal Poly, 91 vs. UCLA, 83 vs. Southern California, 72 vs. Penn St.).

TOTAL ATTEMPTS, MATCH

328—UC Santa Barbara (2) vs. Cal Poly (3), 12-3-89.

TOTAL ATTEMPTS, TOURNAMENT

1,019—Wisconsin, 2000 (56 vs. Bucknell, 178 vs. UNI, 182 vs. Kansas St., 260 vs. UCLA, 152 vs. Southern California, 191 vs. Nebraska).

SERVICE ACES, MATCH

20—Tennessee (3) vs. Northwestern (2), 12-4-82.

SERVICE ACES, TOURNAMENT

43—Long Beach St., 1998 (15 vs. Southern U., 7 vs. Arizona, 8 vs. Illinois, 6 vs. Texas, 4 vs. Florida, 3 vs. Penn St.); Penn St., 2007 (7 vs. Siena, 9 vs. Albany (NY), 8 vs. Michigan, 11 vs. BYU, 6 vs. California, 2 vs. Stanford).

BLOCK SOLOS, MATCH

25—Kentucky (1) vs. Hawaii (3), 12-11-83.

BLOCK SOLOS, TOURNAMENT

35—Hawaii, 1983 (11 vs. Tennessee, 10 vs. Kentucky, 6 vs. Stanford, 8 vs. UCLA).

DIGS, MATCH

177—UC Santa Barbara (2) vs. Cal Poly (3), 12-3-89.

DIGS, TOURNAMENT

410—Wisconsin, 2000 (26 vs. Bucknell, 72 vs. UNI, 71 vs. Kansas St., 99 vs. UCLA, 67 vs. Southern California, 75 vs. Nebraska).

HITTING PERCENTAGE, MATCH

.667—Stanford (3) vs. Pacific (1), 12-18-83.

HITTING PERCENTAGE, TOURNAMENT

(Min. 2 Matches)
.424—Penn St., 2007 (.514 vs. Siena, 46-10/70; .602 vs. Albany (NY), 57-4/88; .384 vs. Michigan, 48-10/99; .530 vs. BYU, 51-7/83; .347 vs. California, 49-14/101; .317 vs. Stanford, 84-27/180).

Won-Lost Records in Tournament Play

(Note: Beginning in 1986, no third-place match was played. Third place is awarded to both teams that lose in the semifinals.)

Team (Years Participated)	Yrs.	Won	Lost	Pct.	1st	2nd	3rd	4th
UAB (2006-08)	2	1	2	.333	0	0	0	0
Alabama (2005-06-07)	3	0	3	.000	0	0	0	0
Alabama A&M (2000-01-02-03-04-05-07-08-09-10)	10	0	10	.000	0	0	0	0
Albany (NY) (2004-06-07-08-10-11)	6	1	6	.143	0	0	0	0
Alliant Int'l (1986)	1	0	1	.000	0	0	0	0
American (1997-98-2001-02-03-04-05-06-07-08-10-11)	12	0	12	.000	0	0	0	0
Appalachian St. (1993-94)	2	0	2	.000	0	0	0	0
Arizona (1981-82-83-84-85-86-87-88-89-93-94-96-97-98-99-2000-01-02-03-04-05-09-10-11)	24	26	24	.520	0	0	1	0
Arizona St. (1981-82-83-85-86-87-88-92-93-94-95-99-2000-02-06)	15	8	15	.348	0	0	0	0
Arkansas (1996-97-98-99-2001-03-04-05-06)	9	7	9	.438	0	0	0	0
UALR (1996-97-98-2000)	4	0	4	.000	0	0	0	0
Arkansas St. (1992-94-95-99)	4	0	4	.000	0	0	0	0
Army (2009)	1	0	1	.000	0	0	0	0
Auburn (2010)	1	1	1	.500	0	0	0	0
Austin Peay (2010)	1	0	1	.000	0	0	0	0
Ball St. (1992-93-94-95-99-2000-02-11)	8	2	8	.200	0	0	0	0
Baylor (1999-2001-09-11)	4	3	4	.429	0	0	0	0
Belmont (2006-08)	2	0	2	.000	0	0	0	0
Binghamton (2005-09)	2	0	2	.000	0	0	0	0
Bowling Green (1991)	1	0	1	.000	0	0	0	0
BYU (1981-82-83-84-85-86-87-88-90-91-92-93-94-95-96-97-98-99-2000-01-03-05-06-07)	24	31	24	.564	0	0	1	0
Brown (1996-98)	2	0	2	.000	0	0	0	0
Bucknell (1998-2000)	2	0	2	.000	0	0	0	0
Butler (1997-2010)	2	0	2	.000	0	0	0	0
Cal Poly (1981-82-83-84-85-86-87-88-89-99-2000-02-06-07)	14	13	14	.481	0	0	0	0
Cal St. Fullerton (2010)	1	0	1	.000	0	0	0	0
Cal St. Northridge (1992-96-2003-04)	4	0	4	.000	0	0	0	0
California (1982-83-87-88-89-2002-03-04-05-06-07-08-09-10-11)	15	25	15	.625	0	1	1	0
UC Irvine (1988-2003-04)	3	1	3	.250	0	0	0	0
UC Santa Barbara (1981-82-83-84-85-86-87-88-89-90-91-92-93-94-95-96-97-98-99-2000-01-02-03-04-05-06-09)	27	21	27	.438	0	0	0	0
UCF (1994-95-96-97-2001-02-03)	7	2	7	.222	0	0	0	0

Team (Years Participated)	Yrs.	Won	Lost	Pct.	1st	2nd	3rd	4th
Central Mich. (2011)	1	0	1	.000	0	0	0	0
Col. of Charleston (2002-04-05-06-07-09)	6	1	6	.143	0	0	0	0
Chattanooga (1997-98)	2	0	2	.000	0	0	0	0
Cincinnati (1981-99-2000-01-02-03-08-09-10-11)	10	4	10	.286	0	0	0	0
Clemson (1993-94-97-98-99-2007-08-09)	8	4	8	.333	0	0	0	0
Cleveland St. (2007)	1	0	1	.000	0	0	0	0
Coastal Caro. (1996-98-2009)	3	0	3	.000	0	0	0	0
Colgate (1996-99)	2	0	2	.000	0	0	0	0
Colorado (1989-91-92-93-94-95-96-97-98-99-2000-01-03-04-05-06)	16	9	16	.360	0	0	0	0
Colorado St. (1983-84-85-86-87-88-89-96-97-98-99-2000-01-02-03-04-05-06-07-08-09-10-11)	23	22	23	.489	0	0	0	0
Cornell (1993-2005-06)	3	0	3	.000	0	0	0	0
Creighton (2010)	1	1	1	.500	0	0	0	0
Davidson (1999-2000)	2	0	2	.000	0	0	0	0
Dayton (2003-04-05-07-08-09-10-11)	8	4	8	.333	0	0	0	0
Delaware (2007-08-10-11)	4	2	4	.333	0	0	0	0
DePaul (1993-2001)	2	0	2	.000	0	0	0	0
Duke (1984-85-86-91-92-93-94-2000-01-02-05-06-07-08-09-10-11)	17	12	17	.414	0	0	0	0
Eastern Ill. (2001)	1	0	1	.000	0	0	0	0
Eastern Ky. (1984-2004)	2	0	2	.000	0	0	0	0
Eastern Wash. (1989-98-99-2001)	4	1	4	.200	0	0	0	0
Fairfield (1997-98-99-2000-01)	5	0	5	.000	0	0	0	0
Florida (1987-91-92-93-94-95-96-97-98-99-2000-01-02-03-04-05-06-07-08-09-10-11)	22	56	22	.718	0	1	6	0
Florida A&M (1999-2001-02-03-04-05-06-07-08-09)	10	1	10	.091	0	0	0	0
Fla. Atlantic (1999-2005)	2	0	2	.000	0	0	0	0
FIU (2001-08-09)	3	2	3	.400	0	0	0	0
Florida St. (1983-85-87-88-89-90-92-93-97-98-2002-09-10-11)	14	9	14	.391	0	0	1	0
Fresno St. (1984-91-98-2002)	4	2	4	.333	0	0	0	0
Furman (2008)	1	0	1	.000	0	0	0	0
George Mason (1993-94-95-96-2002-03-09)	7	1	7	.125	0	0	0	0
George Washington (1993-94-95-2000)	4	3	4	.429	0	0	0	0
Georgetown (1998-99)	2	0	2	.000	0	0	0	0
Georgia (1985-86-91-92-93-94-95-2004)	8	5	8	.385	0	0	0	0
Ga. Southern (2001-03-10)	3	0	3	.000	0	0	0	0
Georgia St. (2000)	1	0	1	.000	0	0	0	0
Georgia Tech (1994-95-96-2000-01-02-03-04-09)	9	9	9	.500	0	0	0	0
Gonzaga (1990)	1	0	1	.000	0	0	0	0
Green Bay (2003)	1	0	1	.000	0	0	0	0
Hawaii (1981-82-83-84-85-86-87-88-89-90-91-93-94-95-96-97-98-99-2000-01-02-03-04-05-06-07-08-09-10-11)	30	72	27	.727	3	2	4	0
High Point (2010)	1	0	1	.000	0	0	0	0
Hofstra (1995-96-97-99-2000-06)	6	1	6	.143	0	0	0	0
Houston (1989-91-92-93-94-95-96-97-98-99-2000)	11	3	11	.214	0	0	0	0
Idaho (1992-93-94-95-2003-04)	6	2	6	.250	0	0	0	0
Idaho St. (1986-87-90)	3	0	3	.000	0	0	0	0
Illinois (1985-86-87-88-89-90-91-92-93-94-95-98-99-2001-03-04-08-09-10-11)	20	32	20	.615	0	1	2	0
Illinois St. (1982-83-84-85-88-89-92-93-96-97-98-2007)	12	2	12	.143	0	0	0	0
Indiana (1995-98-99-2002-10)	5	4	5	.444	0	0	0	0
IPFW (2009)	1	0	1	.000	0	0	0	0
Iona (2004)	1	0	1	.000	0	0	0	0
Iowa (1989-94)	2	0	2	.000	0	0	0	0
Iowa St. (1995-2006-07-08-09-10-11)	7	12	7	.632	0	0	0	0
Jackson St. (2011)	1	0	1	.000	0	0	0	0
Jacksonville (2004)	1	0	1	.000	0	0	0	0
Jacksonville St. (2005-06-09)	3	1	3	.250	0	0	0	0
James Madison (1999-2000)	2	0	2	.000	0	0	0	0
Kansas (2003-04-05)	3	2	3	.400	0	0	0	0
Kansas St. (1996-97-98-99-2000-01-02-03-04-05-07-08-11)	13	14	13	.519	0	0	0	0
Kentucky (1983-87-88-90-92-93-2005-06-07-08-09-10-11)	13	12	13	.480	0	0	0	0
Lamar (1983-84-93-2008)	4	0	4	.000	0	0	0	0
Lehigh (1997)	1	0	1	.000	0	0	0	0
Liberty (1997-99-2001-07-08-11)	6	0	6	.000	0	0	0	0
Lipscomb (2007-09-10-11)	4	0	4	.000	0	0	0	0
Long Beach St. (1985-87-88-89-90-91-92-93-94-95-96-97-98-99-2000-01-02-03-04-05-06-07-08-09-10-11)	26	48	23	.676	3	2	3	0
Long Island (2004-05-06-07-08-09)	6	1	6	.143	0	0	0	0
LSU (1986-87-89-90-91-92-2005-06-07-08-09-10)	12	12	12	.500	0	0	2	0
Louisville (1982-90-91-92-93-94-95-96-98-99-2000-01-02-03-04-05-06-07-08-09-10-11)	22	14	22	.389	0	0	0	0
Loyola Marymount (1986-94-95-96-97-99-2000-03-04-05)	10	5	10	.333	0	0	0	0
Loyola Chicago (1995-99-2000-04-05)	5	0	5	.000	0	0	0	0
Manhattan (2002-03)	2	0	2	.000	0	0	0	0
Marquette (2011)	1	1	1	.500	0	0	0	0
Marshall (1995-2005)	2	0	2	.000	0	0	0	0
Maryland (1990-95-96-97-2003-04-05)	7	5	7	.417	0	0	0	0
UMBC (1998)	1	0	1	.000	0	0	0	0
Md.-East. Shore (2011)	1	0	1	.000	0	0	0	0
Memphis (1994)	1	0	1	.000	0	0	0	0
Miami (FL) (2002-09-10-11)	4	3	4	.429	0	0	0	0
Miami (OH) (1981-90-95-96-97-98-2007-08)	8	1	8	.111	0	0	0	0
Michigan (1997-99-2000-02-03-04-06-07-08-09-10-11)	12	14	12	.538	0	0	0	0
Michigan St. (1994-95-96-97-98-99-2000-01-02-03-06-07-09-11)	14	14	14	.500	0	0	1	0
Middle Tenn. (1995-2006-07-08-09-10-11)	7	4	7	.364	0	0	0	0
Milwaukee (1998-99-2000-01-02-06-08-09-11)	9	0	9	.000	0	0	0	0
Minnesota (1989-93-96-97-99-2000-01-02-03-04-05-06-07-08-09-10-11)	17	34	17	.667	0	1	2	0
Ole Miss (2006-07-10)	3	0	3	.000	0	0	0	0
Missouri (2000-01-02-03-04-05-06-07-10-11)	10	8	10	.444	0	0	0	0
Missouri St. (1982-90-93-2003-05-06-07-08-10-11)	10	1	10	.091	0	0	0	0
Montana (1990-91-94)	3	1	3	.250	0	0	0	0
Morehead St. (2011)	1	0	1	.000	0	0	0	0
Morgan St. (1997-98-2000)	3	0	3	.000	0	0	0	0

CHAMPIONSHIP RESULTS

Team (Years Participated)	Yrs.	Won	Lost	Pct.	1st	2nd	3rd	4th
Murray St. (2003)	1	0	1	.000	0	0	0	0
Nebraska (1982-83-84-85-86-87-88-89-90-91-92-93-94-95-96-97-98-99-2000-01-02-03-04-05-06-07-08-09-10-11)	30	83	27	.755	3	3	5	0
Nevada (1998-2001-02-04-05)	5	0	5	.000	0	0	0	0
UNLV (2007)	1	0	1	.000	0	0	0	0
New Hampshire (1998-2002-03)	3	0	3	.000	0	0	0	0
New Mexico (1981-88-90-91-92-93-94-2009-10)	9	5	9	.357	0	0	0	0
New Mexico St. (2003-04-06-07-08)	5	1	5	.167	0	0	0	0
Niagara (2009-10-11)	3	0	3	.000	0	0	0	0
Nicholls St. (2003)	1	0	1	.000	0	0	0	0
North Carolina (1982-83-88-89-98-99-2000-01-02-05-08-10-11)	13	8	13	.381	0	0	0	0
North Carolina St. (1987)	1	0	1	.000	0	0	0	0
North Dakota St. (2008-10-11)	3	0	3	.000	0	0	0	0
North Texas (1995)	1	0	1	.000	0	0	0	0
Northeastern (2001)	1	0	1	.000	0	0	0	0
Northern Ariz. (1999)	1	0	1	.000	0	0	0	0
Northern Colo. (2009-11)	2	0	2	.000	0	0	0	0
Northern Ill. (1993-96-97-98-2001-11)	6	3	6	.333	0	0	0	0
UNI (1986-87-91-94-95-98-99-2000-01-02-03-06-07-08-09-10-11)	17	13	17	.433	0	0	0	0
Northwestern (1981-82-83-84-2002-03-05-10)	8	2	8	.200	0	0	0	0
Notre Dame (1988-92-93-94-95-96-97-98-99-2000-01-02-03-04-05-06-09)	17	14	17	.452	0	0	0	0
Ohio (2003-04-05-06-07-08-09-10)	8	5	8	.385	0	0	0	0
Ohio St. (1989-90-91-92-93-94-95-96-97-98-*99-*2000-01-02-04-05-06-09-10-11)	20	31	20	.608	0	0	2	0
Oklahoma (1987-88-97-2006-07-09-10-11)	8	8	8	.500	0	0	0	0
Oral Roberts (1995-96-97-98-99-2000-01-02-06)	9	4	9	.308	0	0	0	0
Oregon (1984-86-87-89-2006-07-08-09-11)	9	6	9	.400	0	0	0	0
Oregon St. (1983-2001)	2	0	2	.000	0	0	0	0
Pacific (1981-82-83-84-85-86-87-88-89-90-91-92-93-94-95-96-97-98-99-2000-01-02-03-04)	24	46	24	.657	2	1	2	2
Penn (2001-02-03-09-10)	5	1	5	.167	0	0	0	0
Penn St. (1981-82-83-84-85-86-87-88-89-90-91-92-93-94-95-96-97-98-99-2000-01-02-03-04-05-06-07-08-09-10-11)	31	74	26	.740	5	3	1	0
Pepperdine (1981-82-84-86-87-88-89-90-91-97-98-99-2000-01-02-03-05-06-07-08-11)	21	17	21	.447	0	0	0	0
Pittsburgh (1982-84-86-87-90-91-92-93-94-2003-04)	11	3	11	.214	0	0	0	0
Portland St. (2008-10)	2	0	2	.000	0	0	0	0
Prairie View (1999-2006)	2	0	2	.000	0	0	0	0
Princeton (1994-97-99-2000-07)	5	0	5	.000	0	0	0	0
Providence (1983-85)	2	0	2	.000	0	0	0	0
Purdue (1981-82-83-84-85-87-90-2004-05-06-07-08-10-11)	14	19	14	.576	0	0	0	0
Radford (1993-2000)	2	0	2	.000	0	0	0	0
Rhode Island (1985-91)	2	0	2	.000	0	0	0	0
Rice (2004-08-09)	3	0	3	.000	0	0	0	0
Rider (1994)	1	0	1	.000	0	0	0	0
Robert Morris (1999-2000-01-02-03)	5	0	5	.000	0	0	0	0
Rutgers (1982)	1	0	1	.000	0	0	0	0
Sacramento St. (1997-98-99-2000-02-03-04-05-06-07)	10	2	10	.167	0	0	0	0
Sacred Heart (2010-11)	2	0	2	.000	0	0	0	0
St. John's (NY) (2006-07)	2	3	2	.600	0	0	0	0
Saint Louis (2006-08-09)	3	1	3	.250	0	0	0	0
St. Mary's (CA) (2003-04-05-08-09)	5	3	5	.375	0	0	0	0
Sam Houston St. (1993-96)	2	0	2	.000	0	0	0	0
Samford (2011)	1	0	1	.000	0	0	0	0
San Diego (1993-96-97-98-99-2001-02-03-04-05-06-07-08-10-11)	15	11	15	.423	0	0	0	0
San Diego St. (1981-82-83-84-85-86-88-89-90-94-95-96-2001)	13	15	13	.536	0	0	2	0
San Francisco (2003-08)	2	0	2	.000	0	0	0	0
San Jose St. (1982-83-84-85-86-87-88-89-90-98-2000-01)	12	8	13	.381	0	0	0	1
Santa Clara (1992-93-98-99-2000-01-02-03-04-05-06-07-08)	13	7	13	.350	0	0	1	0
Siena (1995-2005-06-07-08)	5	0	5	.000	0	0	0	0
South Carolina (1984-95-97-98-2000-01-02)	7	4	7	.364	0	0	0	0
South Carolina St. (2010)	1	0	1	.000	0	0	0	0
South Dakota St. (2007)	1	0	1	.000	0	0	0	0
South Fla. (1993-95-96-97-98-2000-02)	7	2	7	.222	0	0	0	0
Southeast Mo. St. (1996-98-99-2000)	4	1	4	.200	0	0	0	0
Southern U. (1998)	1	0	1	.000	0	0	0	0
Southern California (1981-82-83-84-85-87-88-89-91-92-93-94-95-96-97-98-99-2000-01-02-03-04-05-06-07-08-09-10-11)	29	66	26	.717	3	1	6	0
Stanford (1981-82-83-84-85-86-87-88-89-90-91-92-93-94-95-96-97-98-99-2000-01-02-03-04-05-06-07-08-09-10-11)	31	98	26	.790	6	8	3	1
Stephen F. Austin (1994-97-99-2006)	4	1	4	.200	0	0	0	0
Temple (1997-98-99-2002)	4	2	4	.333	0	0	0	0
Tennessee (1981-82-83-84-93-2000-04-05-06-08-09-10-11)	13	13	13	.500	0	0	1	0
UT Martin (2002)	1	0	1	.000	0	0	0	0
Tennessee St. (2007)	1	0	1	.000	0	0	0	0
Tennessee Tech (1997-2008)	2	0	2	.000	0	0	0	0
Texas (1982-83-84-85-86-87-88-89-90-91-92-93-94-95-96-97-98-99-2001-02-04-05-06-07-08-09-10-11)	28	65	27	.707	1	2	4	0
Texas-Arlington (1985-86-87-88-89-90-2001-02)	8	7	8	.467	0	0	1	0
UTSA (2000-10)	2	0	2	.000	0	0	0	0
Texas A&M (1981-82-85-86-93-94-95-96-97-98-99-2000-01-02-03-04-05-09-11)	19	23	19	.548	0	0	0	0
TCU (2009)	1	1	1	.500	0	0	0	0
Texas St. (1986-91-98-2004-05-07-09-11)	8	0	8	.000	0	0	0	0
Texas Tech (1990-91-92-95-96-98-2000-01)	8	3	8	.273	0	0	0	0
Towson (2004)	1	0	1	.000	0	0	0	0
Tulane (2008-09)	2	1	2	.333	0	0	0	0
Tulsa (2007-10-11)	3	2	3	.400	0	0	0	0
UCLA (1981-82-83-84-85-86-87-88-89-90-91-92-93-94-95-97-98-99-2000-01-02-03-04-05-06-07-08-09-10-11)	30	80	27	.748	4	4	3	1
Utah (1998-99-2000-01-02-03-04-05-06-08)	10	10	10	.500	0	0	0	0
Utah St. (2000-01-05-10)	4	2	4	.333	0	0	0	0
Valparaiso (2003-04-05)	3	0	3	.000	0	0	0	0

Team (Years Participated)	Yrs.	Won	Lost	Pct.	1st	2nd	3rd	4th
Villanova (1997).....	1	0	1	.000	0	0	0	0
Virginia (1998-99).....	2	0	2	.000	0	0	0	0
VCU (2005).....	1	0	1	.000	0	0	0	0
Virginia Tech (2010).....	1	1	1	.500	0	0	0	0
Washington (1986-88-89-94-96-97-2002-03-04-05-06-07-08-09-10-11).....	16	33	15	.688	1	0	2	0
Washington St. (1991-93-94-95-96-97-2000-01-02-09).....	10	9	10	.474	0	0	0	0
Weber St. (1988).....	1	0	1	.000	0	0	0	0
Western Ky. (2002-05-07-08-10-11).....	6	0	6	.000	0	0	0	0
Western Mich. (1982-83-84-85-86-87-88-89-2000-08-11).....	11	7	11	.389	0	0	0	0
Wichita St. (2004-07-08-09-10-11).....	6	4	6	.400	0	0	0	0
William & Mary (2001).....	1	0	1	.000	0	0	0	0
Winthrop (2002-03-04-05-06).....	5	0	5	.000	0	0	0	0
Wisconsin (1990-91-93-94-96-97-98-99-2000-01-02-03-04-05-06-07).....	16	29	16	.644	0	1	0	0
Wyoming (1986-89-90-94).....	4	2	4	.333	0	0	0	0
Xavier (2001-07).....	2	0	2	.000	0	0	0	0
Yale (2004-08-11).....	3	2	3	.400	0	0	0	0

***Teams Vacating NCAA Tournament Action**

Team	Year/s	Record	Placing	Conference
Ohio St.	1999, 2000	1-1, 2-1		Big Ten

All-Time Results

1981 First Round: Texas A&M def. Pepperdine, 15-13, 15-12, 9-15, 15-9; Penn St. def. Cincinnati, 15-8, 15-6, 15-2; Purdue def. Tennessee, 15-13, 15-10, 15-10; New Mexico def. Miami (OH), 11-15, 15-11, 15-11, 15-9. **Regional Semifinals:** Hawaii def. Texas A&M, 15-6, 15-10, 15-7; Southern California def. Arizona, 15-6, 15-5, 15-10; Pacific def. Penn St., 10-15, 15-13, 15-10, 2-15, 15-13; Cal Poly def. Northwestern, 18-16, 15-11, 16-14; UCLA def. Purdue, 15-11, 6-15, 11-15, 15-8, 15-3; Stanford def. Arizona St., 15-0, 15-10, 15-6; San Diego St. def. New Mexico, 15-7, 15-3, 15-8; UC Santa Barbara def. BYU, 15-11, 13-15, 4-15, 15-9, 15-8. **Regional Finals:** Southern California def. Hawaii, 15-12, 15-4, 11-15, 15-5; Pacific def. Cal Poly, 15-12, 15-12, 8-15, 15-9; UCLA def. Stanford, 4-15, 15-10, 15-10, 10-15, 15-3; San Diego St. def. UC Santa Barbara, 15-9, 15-1, 15-8. **Semifinals:** Southern California def. Pacific, 9-15, 15-12, 15-11, 10-15, 15-11; UCLA def. San Diego St., 4-15, 15-8, 15-9, 15-8. **Third Place:** San Diego St. def. Pacific, 15-5, 15-10, 15-7. **Championship:** Southern California def. UCLA, 9-15, 15-7, 10-15, 15-13, 15-7.

1982 First Round: San Jose St. def. UC Santa Barbara, 14-16, 15-6, 15-3, 12-15, 16-14; Arizona St. def. Illinois St., 14-16, 15-13, 15-8, 15-13; Cal Poly def. Pittsburgh, 15-9, 15-2, 15-5; Pacific def. North Carolina, 15-6, 15-3, 15-4; Arizona def. Texas A&M, 15-6, 15-8, 15-7; Texas def. Missouri St., 15-10, 8-15, 15-7, 15-13; Tennessee def. Northwestern, 15-12, 7-15, 4-15, 15-8, 15-9; Nebraska def. Penn St., 15-13, 15-5, 15-13; Purdue def. Rutgers, 12-15, 15-7, 15-3, 15-9; UCLA def. Louisville, 15-6, 15-4, 15-8; BYU def. Western Mich., 15-10, 15-7, 15-7; California def. Pepperdine, 17-15, 15-13, 15-4. **Regional Semifinals:** Hawaii def. San Jose St., 15-10, 15-8, 15-2; Cal Poly def. Arizona St., 11-15, 15-11, 16-14, 15-10; Stanford def. Texas, 15-8, 15-8, 15-7; Pacific def. Arizona, 15-13, 15-13, 7-15, 15-5; Southern California def. Tennessee, 15-11, 15-7, 15-8; Purdue def. Nebraska, 12-15, 12-15, 15-4, 15-12, 15-5; UCLA def. BYU, 15-5, 15-4, 18-16; San Diego St. def. California, 15-8, 15-11, 11-15, 15-13. **Regional Finals:** Hawaii def. Cal Poly, 5-15, 15-8, 15-12, 15-6; Stanford def. Pacific, 15-6, 15-8, 15-11; Southern California def. Purdue, 15-13, 15-3, 15-8; San Diego St. def. UCLA, 15-7, 15-10, 6-15, 15-6. **Semifinals:** Hawaii def. Stanford, 12-15, 15-9, 12-15, 15-11, 15-6; Southern California def. San Diego St., 15-13, 15-12, 15-12. **Third Place:** San Diego St. def. Stanford, 13-15, 15-11, 17-15, 10-15, 16-14. **Championship:** Hawaii def. Southern California, 14-16, 9-15, 15-13, 15-10, 15-12.

1983 First Round: California def. Oregon St., 12-15, 9-15, 15-12, 15-11, 15-10; UC Santa Barbara def. Northwestern, 15-5, 15-13, 15-8; Cal Poly def. San Jose St., 15-5, 15-7, 14-16, 15-13; Purdue def. Illinois St., 15-9, 5-15, 3-15, 15-1, 15-5; Western Mich. def. Nebraska, 9-15, 15-12, 15-12, 15-8; Penn St. def. Providence, 15-10, 15-9, 15-9; Tennessee def. Florida St., 12-15, 12-15, 15-1, 15-10, 15-8; Texas def. Lamar, 15-4,

15-3, 15-10; Kentucky def. North Carolina, 15-2, 15-13, 15-12; Arizona def. Southern California, 15-10, 4-15, 15-10, 4-15, 15-9; San Diego St. def. Colorado St., 15-8, 15-12, 15-9; BYU def. Arizona St., 15-8, 15-8, 15-12. **Regional Semifinals:** Pacific def. California, 15-11, 15-3, 15-3; Cal Poly def. UC Santa Barbara, 15-4, 12-15, 15-11, 13-15, 15-4; Western Mich. def. Purdue, 15-3, 9-15, 15-9, 14-16, 15-10; UCLA def. Penn St., 15-1, 16-14, 15-11; Hawaii def. Tennessee, 15-6, 15-7, 15-4; Kentucky def. Texas, 15-7, 6-15, 14-16, 15-13, 15-10; San Diego St. def. Arizona, 11-15, 15-7, 15-1, 15-5; Stanford def. BYU, 16-14, 4-15, 15-12, 15-4. **Regional Finals:** Pacific def. Cal Poly, 15-9, 15-3, 15-10; UCLA def. Western Mich., 15-6, 15-8, 15-12; Hawaii def. Kentucky, 10-15, 18-16, 15-9, 15-10; Stanford def. San Diego St., 15-7, 15-11, 15-8. **Semifinals:** UCLA def. Pacific, 15-5, 15-12, 15-17, 9-15, 15-7; Hawaii def. Stanford, 15-9, 15-7, 15-7. **Third Place:** Stanford def. Pacific, 7-15, 15-8, 15-11, 15-2. **Championship:** Hawaii def. UCLA, 15-13, 15-4, 15-10.

1984 First Round: Colorado St. def. Arizona, 15-13, 15-11, 10-15, 15-11; San Diego St. def. BYU, 15-13, 15-9, 15-11; Southern California def. Pepperdine, 15-6, 14-16, 15-8, 13-15, 15-8; Nebraska def. Pittsburgh, 15-6, 15-10, 18-16; Western Mich. def. Illinois St., 15-13, 9-15, 15-8, 17-15; Penn St. def. Northwestern, 7-15, 15-9, 15-4, 9-15, 15-3; Fresno St. def. UC Santa Barbara, 12-15, 15-13, 15-11, 15-6; San Jose St. def. Purdue, 5-15, 15-8, 15-9, 15-13; Oregon def. Hawaii, 15-9, 16-4, 14-16, 3-15, 15-9; Texas def. Lamar, 15-4, 15-10, 15-8; Tennessee def. Eastern Ky., 15-2, 15-6, 15-9; Duke def. South Carolina, 15-13, 15-8, 10-15, 15-9. **Regional Semifinals:** Stanford def. Colorado St., 15-2, 15-5, 15-5; Southern California def. San Diego St., 15-7, 15-13, 15-10; Nebraska def. Western Mich., 15-12, 15-10, 8-15, 15-7; Pacific def. Penn St., 15-4, 15-8, 15-12; Fresno St. def. Cal Poly, 7-15, 15-11, 4-15, 15-4, 16-14; San Jose St. def. Oregon, 15-4, 17-15, 15-12; Texas def. Tennessee, 15-6, 15-7, 10-15, 15-6; UCLA def. Duke, 15-4, 15-3, 15-8. **Regional Finals:** Stanford def. Southern California, 11-15, 14-16, 15-9, 15-9, 15-10; Pacific def. Nebraska, 15-7, 15-8, 13-15, 15-3; San Jose St. def. Fresno St., 15-6, 6-15, 15-5, 15-4; UCLA def. Texas, 15-17, 15-11, 15-13, 16-14. **Semifinals:** Stanford def. Pacific, 15-11, 15-10, 15-12; UCLA def. San Jose St., 15-6, 15-2, 15-4. **Third Place:** Pacific def. San Jose St., 7-15, 15-13, 15-9, 15-6. **Championship:** UCLA def. Stanford, 15-12, 7-15, 15-10, 9-15, 15-13.

1985 First Round: Colorado St. def. Rhode Island, 15-5, 15-8, 15-3; Arizona def. Arizona St., 12-15, 13-15, 15-11, 15-12, 15-13; BYU def. Providence, 15-3, 15-4, 15-5; Nebraska def. Penn St., 15-8, 15-7, 15-12; Purdue def. Illinois St., 15-11, 15-5, 15-6; Illinois def. Western Mich., 15-9, 15-11, 12-15, 15-2; Georgia def. Florida St., 15-6, 15-1, 15-10; Texas A&M def. Texas-Arlington, 15-6, 11-15, 16-14, 8-15, 15-10; Texas def. Duke, 15-9, 15-6, 15-8; Cal Poly def. UC Santa Barbara, 15-13, 15-9, 7-15, 12-15, 15-13; San Jose St. def. Long Beach

St., 16-14, 15-13, 15-12; Hawaii def. San Diego St., 15-12, 11-15, 15-8, 16-14. **Regional Semifinals:** Stanford def. Colorado St., 15-6, 15-10, 15-8; BYU def. Arizona, 12-15, 15-10, 15-6, 8-15, 16-14; Nebraska def. Purdue, 15-1, 16-14, 12-15, 15-11; Southern California def. Illinois, 15-8, 15-8, 15-9; UCLA def. Georgia, 15-3, 15-5, 15-8; Texas def. Texas A&M, 15-6, 15-8, 15-3; Cal Poly def. San Jose St., 15-9, 15-5, 15-9; Pacific def. Hawaii, 15-7, 15-6, 15-4. **Regional Finals:** Stanford def. BYU, 15-7, 10-15, 15-9, 15-12; Southern California def. Nebraska, 5-15, 15-11, 15-12, 15-7; UCLA def. Texas, 15-8, 15-10, 15-11; Pacific def. Cal Poly, 16-14, 15-13, 15-7. **Semifinals:** Stanford def. Southern California, 15-9, 7-15, 15-10, 15-6; Pacific def. UCLA, 15-11, 15-7, 9-15, 17-15. **Third Place:** Southern California def. UCLA, 15-7, 15-12, 8-15, 11-15, 15-3. **Championship:** Pacific def. Stanford, 15-17, 15-7, 15-12, 15-13.

1986 First Round: Pacific def. Idaho St., 15-7, 15-9, 15-4; San Diego St. def. UC Santa Barbara, 15-11, 15-8, 9-15, 15-11; San Jose St. def. Cal Poly, 15-7, 14-16, 15-11, 15-11; Hawaii def. Alliant Int'l, 15-5, 15-4, 15-8; Texas-Arlington def. Texas St., 9-15, 15-3, 15-7, 15-6; LSU def. Arizona, 15-12, 5-15, 15-12, 12-15, 15-9; Georgia def. Texas A&M, 5-15, 15-4, 15-10, 15-6; Texas def. Duke, 15-8, 15-3, 13-15, 15-0; Nebraska def. Pittsburgh, 11-15, 15-5, 15-10, 15-7; Penn St. def. Wyoming, 13-15, 15-2, 15-7, 15-4; Western Mich. def. Colorado St., 16-14, 15-2, 15-12; Illinois def. UNI, 9-15, 15-1, 15-6, 15-10; Loyola Marymount def. UCLA, 1-15, 9-15, 15-8, 15-12, 16-14; Stanford def. Oregon, 15-9, 15-7, 10-15, 15-4; Arizona St. def. Pepperdine, 15-9, 15-11, 15-3; BYU def. Washington, 15-4, 15-8, 15-10. **Regional Semifinals:** Pacific def. San Diego St., 15-9, 15-13, 15-10; Hawaii def. San Jose St., 8-15, 6-15, 16-14, 15-12, 15-11; LSU def. Texas-Arlington, 15-7, 15-5, 15-9; Texas def. Georgia, 15-9, 15-8, 15-11; Nebraska def. Penn St., 7-15, 15-4, 16-14, 16-18, 15-9; Illinois def. Western Mich., 15-4, 15-10, 15-4; Stanford def. Loyola Marymount, 15-8, 15-7, 15-11; BYU def. Arizona St., 15-10, 15-3, 15-17, 15-12. **Regional Finals:** Pacific def. Hawaii, 15-7, 6-15, 15-6, 15-12; Texas def. LSU, 15-3, 15-11, 15-13; Nebraska def. Illinois, 15-9, 15-8, 15-3; Stanford def. BYU, 15-12, 15-13, 15-12. **Semifinals:** Pacific def. Texas, 15-6, 15-1, 16-14; Nebraska def. Stanford, 7-15, 15-2, 15-10, 15-10. **Championship:** Pacific def. Nebraska, 15-12, 15-4, 15-4.

1987 First Round: Hawaii def. Arizona, 15-4, 15-11, 15-10; Cal Poly def. UC Santa Barbara, 11-15, 15-9, 15-5, 15-8; San Jose St. def. Idaho St., 15-9, 15-10, 15-10; Pacific def. Long Beach St., 15-3, 15-12, 15-6; Illinois def. Pittsburgh, 5-15, 15-4, 15-3, 15-2; Western Mich. def. Oklahoma, 15-3, 15-8, 15-9; Purdue def. Penn St., 15-4, 15-9, 17-15; Nebraska def. UNI, 15-9, 15-1, 15-6; Texas def. Florida St., 15-6, 15-11, 15-9; Florida def. LSU, 15-12, 7-15, 15-10, 10-15, 15-10; Texas-Arlington def. Arizona St., 15-9, 15-6, 15-10; Kentucky def. North Carolina St., 15-13, 15-15, 15-8; BYU def. Pepperdine, 15-11, 15-12, 15-6; UCLA def. California, 15-12, 11-15, 15-11,

CHAMPIONSHIP RESULTS

15-2; Colorado St. def. Southern California, 7-15, 15-8, 15-9, 11-15, 15-12; Stanford def. Oregon, 15-6, 15-8, 15-4. **Regional Semifinals:** Hawaii def. Cal Poly, 15-4, 15-10, 15-8; Pacific def. San Jose St., 15-9, 15-9, 15-6; Illinois def. Western Mich., 15-11, 9-15, 17-12, 15-15, 15-10; Nebraska def. Purdue, 15-8, 15-12, 15-3; Texas def. Florida, 15-9, 15-4, 15-3; Kentucky def. Texas-Arlington, 13-15, 15-13, 15-11, 18-16; BYU def. UCLA, 17-15, 15-4, 11-15, 15-12; Stanford def. Colorado St., 15-8, 15-9, 15-12. **Regional Finals:** Hawaii def. Pacific, 15-11, 15-9, 15-12; Illinois def. Nebraska, 15-11, 15-12, 15-5; Texas def. Kentucky, 9-15, 15-12, 15-9, 15-4; Stanford def. BYU, 15-9, 15-6, 11-15, 15-4. **Semifinals:** Hawaii def. Illinois, 19-17, 15-13, 15-11; Stanford def. Texas, 11-15, 15-12, 8-15, 15-6, 15-5. **Championship:** Hawaii def. Stanford, 15-10, 15-10, 9-15, 15-1.

1988 First Round: UCLA def. California, 15-10, 15-8, 15-12; BYU def. Arizona, 11-15, 15-9, 15-7, 15-5; Washington def. Arizona St., 15-11, 15-10, 15-11; Stanford def. Southern California, 15-3, 15-7, 15-11; Texas-Arlington def. Pepperdine, 13-15, 15-11, 15-10, 8-15, 15-3; Kentucky def. New Mexico, 16-14, 15-1, 12-15, 9-15, 15-9; Colorado St. def. Florida St., 15-3, 15-3, 8-15, 15-7; Texas def. North Carolina, 15-7, 15-6, 15-6; Illinois def. Illinois St., 15-11, 15-5, 15-4; Notre Dame def. Penn St., 15-13, 15-10, 14-16, 15-10; Oklahoma def. Western Mich., 15-6, 15-8, 15-7; Nebraska def. Weber St., 15-10, 15-5, 14-16, 8-15, 15-8; Long Beach St. def. UC Irvine, 15-12, 11-15, 15-6, 7-15, 16-14; Pacific def. UC Santa Barbara, 15-4, 15-11, 15-6; San Diego St. def. San Jose St., 15-7, 15-13, 14-16, 15-8; Hawaii def. Cal Poly, 15-12, 15-7, 15-11. **Regional Semifinals:** UCLA def. BYU, 15-7, 15-7, 15-13; Washington def. Stanford, 15-11, 3-15, 9-15, 15-9, 15-8; Texas-Arlington def. Kentucky, 15-7, 13-15, 15-13, 15-4; Texas def. Colorado St., 15-3, 15-8, 15-5; Illinois def. Notre Dame, 15-5, 15-9, 5-15, 13-15, 15-9; Oklahoma def. Nebraska, 15-12, 15-9, 8-15, 11-15, 15-10; Pacific def. Long Beach St., 15-10, 16-18, 15-11, 15-6; Hawaii def. San Diego St., 15-4, 15-8, 15-13. **Regional Finals:** UCLA def. Washington, 15-7, 16-14, 15-9; Texas def. Texas-Arlington, 15-10, 15-2, 15-7; Illinois def. Oklahoma, 15-11, 15-8, 15-4; Hawaii def. Pacific, 15-10, 15-7, 13-15, 15-8. **Semifinals:** Texas def. UCLA, 16-14, 15-11, 15-13; Hawaii def. Illinois, 15-1, 15-12, 13-15, 15-13. **Championship:** Texas def. Hawaii, 15-4, 16-14, 15-13.

1989 First Round: Hawaii def. Eastern Wash., 15-2, 15-9, 15-7; Cal Poly def. UC Santa Barbara, 14-16, 15-12, 14-16, 16-14, 15-12; Long Beach St. def. San Diego St., 15-7, 15-7, 15-10; Pacific def. San Jose St., 15-11, 15-8, 15-6; Texas def. Western Mich., 15-10, 16-14, 15-3; California def. Florida St., 11-15, 15-11, 15-13, 15-13; LSU def. Houston, 13-15, 15-12, 8-15, 15-7, 15-3; Texas-Arlington def. North Carolina, 13-15, 15-6, 15-13, 15-6; Nebraska def. Illinois St., 15-7, 15-11, 15-12; Minnesota def. Colorado, 15-11, 16-14, 15-11; Illinois def. Penn St., 15-5, 15-9, 15-2; Ohio St. def. Iowa, 15-9, 15-6, 15-13; UCLA def. Pepperdine, 9-15, 15-10, 15-6, 15-4; Arizona def. Oregon, 15-9, 15-7, 15-12; Stanford def. Southern California, 15-8, 13-15, 15-5, 15-7; Wyoming def. Washington, 15-9, 15-8, 15-10. **Regional Semifinals:** Hawaii def. Cal Poly, 15-9, 15-17, 9-15, 15-12, 15-12; Long Beach St. def. Pacific, 15-11, 9-15, 15-12, 15-9; Texas def. California, 15-11, 15-6, 15-10; Texas-Arlington def. LSU, 13-15, 11-15, 15-11, 15-13, 15-5; Nebraska def. Minnesota, 15-10, 11-15, 15-13, 15-12; Illinois def. Ohio St., 13-15, 15-7, 15-10, 17-15; UCLA def. Arizona, 15-11, 16-14, 16-14; Wyoming def. Stanford, 15-6, 3-15, 10-15, 15-12, 15-11. **Regional Finals:** Long Beach St. def. Hawaii, 11-15, 15-13, 10-15, 15-8, 15-10; Texas-Arlington def. Texas, 15-8, 11-15, 11-15, 15-9, 15-10; Nebraska def. Illinois, 17-15, 15-5, 15-8; UCLA def. Wyoming, 15-8, 15-10, 15-11. **Semifinals:** Long Beach St. def. Texas-Arlington, 15-6, 11-15, 15-10, 15-7; Nebraska def. UCLA, 15-13, 15-11, 15-6. **Championship:** Long Beach St. def. Nebraska, 15-12, 15-0, 15-6.

1990 First Round: UCLA def. Gonzaga, 15-6, 15-7, 15-12; New Mexico def. Pepperdine, 15-7, 15-10, 15-12; San Diego St. def. BYU, 15-10, 15-8, 12-15, 15-13; Stanford def. Wyoming, 15-4, 15-5, 15-8; Texas Tech def. Texas-Arlington, 16-14, 15-4, 16-14; LSU def. Louisville, 15-9, 15-1, 15-7; Kentucky def. Florida St., 15-12, 15-10, 10-15, 15-10; Texas def. Maryland, 15-3, 15-5, 15-7; Hawaii def. Missouri St., 15-4, 15-11, 15-4; Long Beach St. def. San Jose St., 15-10, 15-10, 15-7; UC Santa Barbara def. Idaho St., 15-12, 15-4, 15-10; Pacific def. Montana, 15-3, 15-10, 15-9; Penn St. def. Purdue, 15-8, 16-14, 15-4; Wisconsin def. Illinois, 15-10, 15-9, 15-10; Pittsburgh def. Ohio St., 15-12, 15-13, 9-15, 15-13; Nebraska def. Miami (OH), 15-3, 15-9, 15-9. **Regional Semifinals:** UCLA def. New Mexico, 15-8, 11-15, 15-3, 16-14; Stanford def. San Diego St., 15-11, 13-15, 15-6, 15-1; LSU def. Texas Tech, 15-11, 15-12, 15-5; Texas def. Kentucky, 15-4, 15-5, 15-5; Long Beach St. def. Hawaii, 15-11, 8-15, 15-13, 15-13; Pacific def. UC Santa Barbara, 15-8, 15-9, 15-5; Penn St. def. Wisconsin, 15-6, 15-6, 15-3; Nebraska def. Pittsburgh, 15-7, 15-11, 15-7. **Regional Finals:** UCLA def. Stanford, 15-10,

15-8, 15-12; LSU def. Texas, 8-15, 4-15, 15-10, 15-11, 17-15; Pacific def. Long Beach St., 15-8, 16-14, 14-16, 15-6; Nebraska def. Penn St., 15-12, 16-14, 10-15, 15-5. **Semifinals:** UCLA def. LSU, 15-13, 15-10, 15-6; Pacific def. Nebraska, 15-13, 11-15, 15-9, 15-12. **Championship:** UCLA def. Pacific, 15-9, 15-12, 15-7.

1991 First Round: Stanford def. Rhode Island, 15-1, 15-2, 15-11; Southern California def. BYU, 15-7, 15-6, 1-15, 15-9; UCLA def. Pepperdine, 15-3, 15-8, 15-11; New Mexico def. Washington St., 15-5, 11-15, 15-9, 15-4; Ohio St. def. Pittsburgh, 15-9, 17-15, 9-15, 15-7; Penn St. def. Colorado, 8-15, 10-15, 15-11, 15-6, 15-11; Wisconsin def. Bowling Green, 15-8, 15-4, 16-14; Nebraska def. Illinois, 15-5, 15-8, 15-12; LSU def. Houston, 15-5, 15-5, 16-14; Texas Tech def. Georgia, 15-5, 15-6, 15-4; Texas def. Duke, 15-3, 15-9, 15-12; Florida def. Louisville, 15-5, 15-13, 15-10; Hawaii def. Texas St., 17-15, 15-6, 15-7; Pacific def. Montana, 15-2, 15-6, 15-3; UC Santa Barbara def. Fresno St., 15-9, 15-7, 17-16; Long Beach St. def. UNI, 15-7, 15-3, 15-10. **Regional Semifinals:** Stanford def. Southern California, 12-15, 15-6, 9-15, 15-10, 15-9; UCLA def. New Mexico, 15-12, 15-10, 15-10; Ohio St. def. Penn St., 13-15, 15-9, 11-15, 15-5, 15-11; Nebraska def. Wisconsin, 15-9, 15-10, 15-10; LSU def. Texas Tech, 15-6, 15-7, 15-10; Florida def. Texas, 3-15, 15-10, 15-9, 15-5; Hawaii def. Pacific, 16-14, 15-13, 15-10; Long Beach St. def. UC Santa Barbara, 15-10, 7-15, 16-14, 15-10. **Regional Finals:** UCLA def. Stanford, 15-2, 15-12, 16-14; Ohio St. def. Nebraska, 9-15, 15-9, 17-16, 15-7; LSU def. Florida, 15-10, 15-10, 12-15, 15-13; Long Beach St. def. Hawaii, 15-6, 15-10, 8-15, 8-15, 15-11. **Semifinals:** UCLA def. Ohio St., 15-8, 15-8, 15-5; Long Beach St. def. LSU, 15-13, 6-15, 15-10, 15-13. **Championship:** UCLA def. Long Beach St., 12-15, 13-15, 15-12, 15-11.

1992 First Round: UCLA def. Ball St., 15-1, 15-4, 15-0; Arizona St. def. New Mexico, 12-15, 9-15, 15-11, 15-5, 15-4; Southern California def. Cal St. Northridge, 16-14, 15-8, 15-10; BYU def. Santa Clara, 15-4, 15-13, 16-14; Florida def. Florida St., 15-9, 15-3, 15-10; Kentucky def. Duke, 15-6, 15-11, 7-15, 15-11; LSU def. Texas Tech, 15-7, 15-8, 15-5; Texas def. Georgia, 15-12, 15-2, 10-15, 15-8; Long Beach St. def. Arkansas St., 13-15, 15-3, 15-8, 15-11; Illinois St. def. Houston, 15-12, 15-9, 15-13; UC Santa Barbara def. Idaho, 15-3, 15-8, 15-13; Pacific def. Louisville, 15-13, 15-6, 15-5; Stanford def. Pittsburgh, 15-3, 15-2, 15-4; Penn St. def. Notre Dame, 15-13, 15-8, 15-9; Nebraska def. Colorado, 15-11, 15-8, 8-15, 19-17; Illinois def. Ohio St., 15-2, 15-7, 15-12. **Regional Semifinals:** UCLA def. Arizona St., 15-3, 15-9, 15-3; BYU def. Southern California, 15-5, 15-5, 13-15, 15-11; Florida def. Kentucky, 15-13, 15-10, 16-14; Texas def. LSU, 15-9, 13-15, 15-12, 15-4; Long Beach St. def. Illinois St., 15-8, 15-7, 15-4; Pacific def. UC Santa Barbara, 15-9, 15-2, 8-15, 15-6; Stanford def. Penn St., 15-13, 15-6, 15-13; Illinois def. Nebraska, 15-10, 15-7, 15-10. **Regional Finals:** UCLA def. BYU, 15-5, 15-8, 15-9; Florida def. Texas, 8-15, 14-16, 15-6, 15-2, 15-11; Long Beach St. def. Pacific, 4-15, 15-12, 15-11, 15-7; Stanford def. Illinois, 17-15, 15-6, 15-17, 15-10. **Semifinals:** UCLA def. Florida, 15-12, 15-12, 15-10; Stanford def. Long Beach St., 15-10, 15-12, 6-15, 15-9. **Championship:** Stanford def. UCLA, 15-8, 15-9, 6-15, 15-10.

1993 First Round: New Mexico def. Santa Clara, 15-11, 11-15, 15-11, 15-8; Southern California def. Radford, 15-2, 15-6, 15-1; Arizona def. Lamar, 15-11, 15-4, 15-7; Washington St. def. San Diego, 14-16, 15-9, 15-5, 15-11; Minnesota def. Ball St., 15-6, 15-11, 15-9; Nebraska def. Cornell, 15-7, 15-4, 15-1; Northern Ill. def. Illinois St., 17-15, 16-14, 15-13; Illinois def. Missouri St., 15-7, 15-13, 17-15; George Washington def. Pittsburgh, 15-13, 10-15, 15-9, 12-15, 15-13; Idaho def. Appalachian St., 15-5, 15-8, 15-2; Florida St. def. DePaul, 15-8, 7-15, 15-10, 15-13; Wisconsin def. South Fla., 15-4, 15-7, 16-14; Texas A&M def. George Mason, 15-5, 15-5, 11-15, 15-6; Duke def. Louisville, 15-12, 15-11, 15-13; Tennessee def. Sam Houston St., 15-12, 15-5, 6-15, 15-9; Houston def. Clemson, 15-11, 15-10, 15-10. **Second Round:** UCLA def. New Mexico, 15-11, 15-3, 15-6; Stanford def. Southern California, 15-11, 15-7, 13-15, 15-5; Arizona def. Arizona St., 5-15, 15-7, 5-15, 15-9, 15-11; BYU def. Washington St., 15-6, 15-11, 15-4; Minnesota def. UC Santa Barbara, 15-13, 7-15, 15-5, 14-16, 15-10; Notre Dame def. Nebraska, 15-11, 15-10, 15-8; Penn St. def. Northern Ill., 15-5, 15-8, 15-8; Colorado def. Illinois, 15-7, 15-5, 15-10; Long Beach St. def. George Washington, 15-3, 15-8, 15-5; Ohio St. def. Idaho, 7-15, 15-6, 16-14, 15-2; Pacific def. Florida St., 15-6, 15-17, 15-15, 15-6, 15-9; Hawaii def. Wisconsin, 16-14, 15-10, 15-7; Texas def. Texas A&M, 15-10, 15-3, 15-8; Duke def. Kentucky, 15-12, 15-15, 15-12; Georgia def. Tennessee, 15-3, 15-10, 5-15, 15-11; Florida def. Houston, 15-10, 15-10, 15-8. **Regional Semifinals:** UCLA def. Stanford, 15-11, 12-15, 15-5, 15-10; BYU def. Arizona, 15-8, 11-15, 15-9, 15-8; Notre Dame def. Minnesota, 15-9, 11-15, 15-13, 11-15, 15-13; Penn St. def. Colorado, 9-15, 16-14, 16-18, 15-8, 15-7; Long Beach St. def. Ohio St., 15-7, 15-9, 13-15, 15-12; Hawaii def. Pacific, 15-6, 15-13, 12-15, 15-10;

Texas def. Duke, 15-9, 15-12, 15-11; Florida def. Georgia, 16-14, 15-9, 15-13. **Regional Finals:** BYU def. UCLA, 16-14, 17-15, 15-11; Penn St. def. Notre Dame, 15-12, 15-5, 15-12; Long Beach St. def. Hawaii, 15-12, 15-7, 15-12; Florida def. Texas, 15-11, 15-8, 11-15, 12-15, 15-10. **Semifinals:** Penn St. def. BYU, 15-13, 6-15, 16-14, 15-12; Long Beach St. def. Florida, 15-10, 15-6, 15-3. **Championship:** Long Beach St. def. Penn St., 15-13, 12-15, 15-11, 16-14.

1994 First Round: Washington def. Wyoming, 7-15, 15-9, 15-4, 15-13; San Diego St. def. Memphis, 7-15, 15-6, 15-5, 15-9; Arizona def. Loyola Marymount, 15-13, 9-15, 15-6, 15-3; New Mexico def. Washington St., 15-7, 8-15, 13-15, 15-11, 15-8; Texas A&M def. Michigan St., 15-12, 15-9, 14-16, 15-5; UC Santa Barbara def. Princeton, 15-3, 15-1, 15-9; Idaho def. UCF, 15-2, 15-5, 15-5; Montana def. Arkansas St., 14-16, 15-10, 15-9, 17-15; George Washington def. Wisconsin, 15-13, 15-11, 12-15, 12-15, 15-10; UNI def. Rider, 15-0, 15-2, 15-3; Pittsburgh def. Iowa, 5-15, 16-14, 4-15, 16-14, 15-10; Ball St. def. Illinois, 15-12, 8-15, 15-7, 8-15, 16-14; Georgia Tech def. George Mason, 15-10, 15-11, 15-5, 15-5; Georgia def. Appalachian St., 15-6, 15-4, 15-5; Texas def. Louisville, 15-10, 16-14, 15-10; Clemson def. Stephen F. Austin, 12-15, 13-15, 15-9, 15-11, 15-8. **Second Round:** Stanford def. Washington, 15-5, 15-11, 15-3; Arizona St. def. San Diego St., 15-13, 6-15, 9-15, 15-6, 15-12; Arizona def. BYU, 10-15, 15-5, 15-4, 15-10; Southern California def. New Mexico, 15-13, 15-4, 15-6; Ohio St. def. Texas A&M, 15-6, 15-13, 15-10; Pacific def. UC Santa Barbara, 15-13, 18-16, 9-15, 10-15, 15-13; Hawaii def. Idaho, 17-15, 15-11, 15-7; Long Beach St. def. Montana, 15-10, 15-6, 15-8; Nebraska def. George Washington, 17-15, 15-9, 15-8; Colorado def. UNI, 14-16, 15-13, 15-9, 15-12; Notre Dame def. Pittsburgh, 9-15, 15-11, 15-13, 15-13; Penn St. def. Ball St., 15-8, 15-5, 18-16; UCLA def. Florida Tech, 15-7, 15-9, 15-8; Duke def. Georgia, 15-11, 15-3, 15-4; Florida def. Texas, 15-13, 15-8, 17-15; Houston def. Clemson, 15-1, 15-13, 15-12. **Regional Semifinals:** Stanford def. Arizona St., 15-8, 15-3, 15-6; Southern California def. Arizona, 15-7, 15-9, 15-7; Ohio St. def. Pacific, 15-10, 10-15, 15-11, 15-4; Long Beach St. def. Hawaii, 15-12, 12-15, 15-11, 11-15, 15-10; Nebraska def. Colorado, 15-11, 15-7, 15-5; Penn St. def. Notre Dame, 15-4, 15-6, 15-2; UCLA def. Duke, 15-3, 15-3, 15-4; Houston def. Florida, 13-15, 15-6, 15-11, 15-4. **Regional Finals:** Stanford def. Southern California, 15-13, 15-13, 15-6; Ohio St. def. Long Beach St., 15-5, 14-16, 15-9, 15-5; Penn St. def. Nebraska, 12-15, 15-11, 15-9, 15-8; UCLA def. Houston, 15-5, 15-7, 15-12. **Semifinals:** Stanford def. Ohio St., 15-11, 15-9, 15-7; UCLA def. Penn St., 3-15, 15-4, 15-9, 5-15, 15-11. **Championship:** Stanford def. UCLA, 15-10, 5-15, 16-14, 15-13.

1995 First Round: UNI def. Colorado, 15-7, 15-12, 21-19; Southern California def. North Texas, 15-6, 15-2, 15-1; Oral Roberts def. Loyola Marymount, 14-16, 11-15, 15-13, 17-15, 15-12; Iowa St. def. Idaho, 15-13, 15-5, 15-10; Texas Tech def. Arkansas St., 15-2, 12-15, 10-15, 15-6, 15-11; South Carolina def. Hofstra, 15-7, 15-10, 15-1; Georgia def. Marshall, 15-7, 15-3, 15-3; George Washington def. Middle Tenn., 15-1, 15-13, 15-9; George Mason def. Indiana, 15-8, 15-10, 15-13; Georgia Tech def. Siena, 15-8, 15-10, 15-0; Maryland def. Miami (OH), 15-9, 15-3, 15-11; Ball St. def. Loyola Chicago, 15-13, 15-11, 15-8; Louisville def. UCF, 4-15, 15-11, 15-11, 15-2; UC Santa Barbara def. South Fla., 15-9, 15-13, 15-8; Long Beach St. def. Colorado St., 15-3, 15-11, 15-2; BYU def. Houston, 15-5, 15-10, 15-8. **Second Round:** Stanford def. UNI, 15-12, 15-8, 15-3; Southern California def. Pacific, 15-9, 15-13, 15-5; Oral Roberts def. Washington St., 16-14, 15-6, 15-10; Notre Dame def. Iowa St., 15-3, 16-14, 15-10; Florida def. Texas Tech, 6-15, 13-15, 15-9, 15-5, 18-16; Texas A&M def. South Carolina, 15-6, 17-15, 15-12; Illinois def. Georgia, 15-10, 15-11, 10-15, 15-9; Texas def. George Washington, 15-6, 15-1, 15-6; Nebraska def. George Mason, 15-2, 15-5, 16-14; Penn St. def. Georgia Tech, 15-8, 15-5, 15-5; Ohio St. def. Maryland, 12-15, 15-10, 15-11, 15-13; UCLA def. Ball St., 15-4, 15-4, 15-7; Hawaii def. Louisville, 15-4, 15-7, 15-2; Arizona St. def. UC Santa Barbara, 15-7, 13-15, 15-5, 4-15, 15-9; San Diego St. def. Long Beach St., 15-17, 15-13, 15-12, 15-11; Michigan St. def. BYU, 15-7, 15-9, 15-7. **Regional Semifinals:** Stanford def. Southern California, 15-6, 15-12, 15-8; Oral Roberts def. Notre Dame, 15-9, 15-11, 15-4; Florida def. Texas A&M, 15-4, 15-13, 15-4; Texas def. Illinois, 15-13, 15-12, 15-3; Nebraska def. Penn St., 15-7, 15-6, 14-16, 15-2; UCLA def. Ohio St., 15-6, 15-6, 15-9; Hawaii def. Arizona St., 15-8, 15-5, 11-15, 15-13; Michigan St. def. San Diego St., 15-11, 15-13, 15-10. **Regional Finals:** Stanford def. Oral Roberts, 15-4, 15-7, 15-4; Texas def. Florida, 9-15, 15-7, 15-8, 10-15, 15-13; Nebraska def. UCLA, 15-9, 15-7, 16-14; Michigan St. def. Hawaii, 6-15, 8-15, 15-10, 15-7, 15-12. **Semifinals:** Texas def. Stanford, 15-13, 0-15, 15-17, 15-6, 15-12; Nebraska def. Michigan St., 10-15, 15-8, 15-8, 9-15, 15-8. **Championship:** Nebraska def. Texas, 11-15, 15-2, 15-7, 16-14.

1996 First Round: Colorado St. def. Houston, 15-10, 15-13, 15-11; Southern California def. Southeast Mo. St., 15-2, 15-5, 15-1; UC Santa Barbara def. Northern Ill., 12-15, 16-14, 4-15, 15-9, 15-12; Kansas St. def. Cal St. Northridge, 15-12, 14-16, 15-11, 15-13; Arkansas def. Rhode Island, 15-12, 15-12, 12-15, 9-15, 15-11; Louisville def. Brown, 15-3, 15-1, 15-7; Wisconsin def. Colgate, 15-5, 15-3, 15-11; Georgia Tech def. Coastal Caro., 15-13, 15-7, 15-8; Colorado def. Oral Roberts, 15-9, 13-15, 15-7, 15-12; San Diego St. def. Sam Houston St., 15-4, 15-2, 13-15, 15-9; Washington def. Texas Tech, 15-5, 15-6, 15-9; Arizona def. San Diego, 15-4, 7-15, 15-7, 8-15, 15-13; Illinois St. def. Miami (OH), 15-1, 6-15, 15-5, 15-5; Notre Dame def. Hofstra, 15-2, 15-4, 15-2; Texas A&M def. UALR, 15-3, 15-8, 15-4; Minnesota def. UCF, 8-15, 12-15, 15-12, 15-9, 17-15. **Second Round:** Stanford def. Colorado St., 15-10, 15-4, 15-7; Southern California def. South Fla., 15-8, 15-5, 15-6; Loyola Marymount def. UC Santa Barbara, 14-16, 15-7, 15-8, 15-9; Washington St. def. Kansas St., 15-6, 16-14, 15-12; Nebraska def. Arkansas, 15-8, 12-15, 15-7, 15-7; Louisville def. Maryland, 9-15, 16-14, 15-9, 15-3; Wisconsin def. George Mason, 2-15, 15-9, 15-10, 15-11; Penn St. def. Georgia Tech, 15-7, 15-10, 15-13; Hawaii def. Colorado, 15-12, 15-11, 15-13; Texas def. San Diego St., 17-15, 15-13, 15-5; BYU def. Washington, 15-7, 8-15, 15-8, 15-7; Pacific def. Arizona, 7-15, 15-12, 15-1, 15-8; Florida def. Illinois St., 16-14, 16-14, 15-3; Ohio St. def. Notre Dame, 8-15, 11-15, 15-11, 15-11, 15-8; Michigan St. def. Texas A&M, 19-17, 15-13, 15-12; Long Beach St. def. Minnesota, 15-10, 15-13, 15-6. **Regional Semifinals:** Stanford def. Southern California, 15-3, 15-7, 15-7; Washington St. def. Loyola Marymount, 15-12, 11-15, 15-13, 15-8; Nebraska def. Louisville, 15-7, 15-6, 15-4; Penn St. def. Wisconsin, 15-11, 15-5, 15-5; Hawaii def. Texas, 15-13, 13-15, 15-13, 15-2; BYU def. Pacific, 15-7, 8-15, 15-4, 13-15, 15-13; Florida def. Ohio St., 15-8, 14-16, 13-15, 15-12, 15-6; Michigan St. def. Long Beach St., 15-4, 13-15, 15-6, 15-8. **Regional Finals:** Stanford def. Washington St., 15-12, 15-13, 15-9; Nebraska def. Penn St., 15-12, 8-15, 15-13, 9-15, 20-18; Hawaii def. BYU, 15-10, 15-6, 15-6; Florida def. Michigan St., 7-15, 15-7, 15-9, 17-15. **Semifinals:** Stanford def. Nebraska, 9-15, 15-7, 15-9, 15-8; Hawaii def. Florida, 15-11, 15-8, 15-9. **Championship:** Stanford def. Hawaii, 15-7, 15-3, 15-5.

1997 First Round: Northern Ill. def. Villanova, 15-6, 15-11, 12-15, 14-16, 16-14; Ohio St. def. Fairfield, 15-2, 15-2, 15-8; Maryland def. Princeton, 15-6, 15-13, 15-11; Michigan def. Temple, 15-8, 6-15, 15-12, 8-15, 15-10; Texas A&M def. Hofstra, 15-5, 15-5, 15-4; Minnesota def. Miami (OH), 16-14, 15-5, 15-12; UCF def. Clemson, 15-7, 15-13, 15-1; Arkansas def. UALR, 15-11, 15-3, 15-3; Notre Dame def. Liberty, 15-9, 15-3, 15-2; Colorado St. def. American, 15-5, 15-2, 15-17, 15-1; Washington St. def. Lehigh, 15-2, 15-5, 15-0; South Fla. def. Florida St., 8-15, 15-4, 15-13, 7-15, 15-9; Loyola Marymount def. Hawaii, 15-7, 15-7, 15-4; Washington def. Chattanooga, 15-4, 15-3, 15-2; Pacific def. Sacramento St., 15-11, 15-7, 17-19, 15-11; San Diego def. Kansas St., 11-15, 15-10, 15-7, 15-6; Southern California def. Morgan St., 15-2, 15-7, 15-7; Michigan St. def. Butler, 15-5, 15-6, 15-9; Oklahoma def. Houston, 15-12, 15-9, 16-14; Colorado def. Tennessee Tech, 15-4, 15-3, 15-7; Oral Roberts def. Arizona, 13-15, 15-8, 8-15, 15-1, 15-11; South Carolina def. Illinois St., 15-7, 15-7, 15-10; Texas def. Stephen F. Austin, 15-8, 15-9, 15-12; UCLA def. Pepperdine, 15-10, 15-12, 14-16, 15-9. **Second Round:** Penn St. def. Northern Ill., 15-8, 15-7, 15-4; Ohio St. def. Maryland, 15-13, 15-10, 15-9; Texas A&M def. Michigan, 15-10, 15-6, 15-6; BYU def. Minnesota, 15-8, 15-9, 15-11; Wisconsin def. UCF, 15-7, 15-8, 15-13; Notre Dame def. Arkansas, 9-15, 15-7, 15-10, 16-14; Washington St. def. Colorado St., 15-12, 12-15, 15-6, 15-13; Florida def. South Fla., 15-12, 15-9, 15-5; Long Beach St. def. Loyola Marymount, 15-9, 15-5, 15-5; Washington def. Pacific, 7-15, 15-9, 15-10, 15-10; Southern California def. San Diego, 7-15, 15-17, 15-12, 15-5, 16-14; Nebraska def. Michigan St., 15-7, 15-12, 15-4; Stanford def. Oklahoma, 15-2, 15-6, 15-7; Colorado def. Oral Roberts, 13-15, 15-10, 14-16, 15-6, 15-12; Texas def. South Carolina, 15-11, 15-3, 15-10; UC Santa Barbara def. UCLA, 15-8, 15-8, 6-15, 6-15, 16-14. **Regional Semifinals:** Penn St. def. Ohio St., 15-4, 15-4, 15-10; BYU def. Texas A&M, 15-12, 7-15, 17-15, 13-15, 16-14; Wisconsin def. Notre Dame, 9-15, 15-12, 18-16, 15-11; Florida def. Washington St., 15-10, 15-6, 15-8; Long Beach St. def. Washington, 15-4, 15-5, 15-13; Nebraska def. Southern California, 15-13, 12-15, 14-16, 15-7, 15-12; Stanford def. Colorado, 15-7, 15-3, 15-1; UC Santa Barbara def. Texas, 15-13, 16-14, 15-6. **Regional Finals:** Penn St. def. BYU, 15-0, 15-12, 15-10; Florida def. Wisconsin, 8-15, 14-16, 15-11, 15-5; Long Beach St. def. Nebraska, 15-9, 15-9, 15-3; Stanford def. UC Santa Barbara, 15-12, 15-12, 15-3. **Semifinals:** Penn St. def. Florida, 15-11, 15-12, 15-13; Stanford def. Long Beach St., 9-15, 15-10, 15-4, 17-15. **Championship:** Stanford def. Penn St., 15-10, 15-6, 2-15, 15-17, 15-9.

1998 First Round: Long Beach St. def. Southern U., 15-0, 15-0, 15-0; Arizona def. Fresno St., 16-14, 15-9, 15-11; Colorado def. San Jose St., 15-12, 15-9, 15-9; Illinois def. Texas St., 15-7, 15-7, 15-17, 15-8; Colorado St. def. South Carolina, 6-15, 15-7, 15-7, 10-15, 15-12; Texas def. Milwaukee, 15-6, 15-7, 15-13; Notre Dame def. Eastern Wash., 15-2, 13-15, 15-11, 15-11; Stanford def. Southeast Mo. St., 15-10, 10-15, 15-7, 15-7; Florida def. Chattanooga, 15-1, 15-3, 15-5; Ohio St. def. Texas Tech, 12-15, 13-15, 15-10, 15-3, 15-10; Texas A&M def. Temple, 15-7, 15-11, 14-16, 15-5; Southern California def. UMBC, 15-3, 15-5, 15-10; Indiana def. UNI, 17-15, 15-7, 15-5; Arkansas def. New Hampshire, 15-3, 15-0, 15-13; Miami (OH) def. Nevada, 15-12, 15-12, 15-9; Hawaii def. Brown, 15-3, 15-5, 15-6; Penn St. def. Bucknell, 15-5, 15-1, 15-5; Clemson def. Fairfield, 15-9, 15-9, 15-5; Northern Ill. def. Florida St., 10-15, 15-11, 15-10, 15-12; Louisville def. American, 15-13, 15-11, 15-10; Sacramento St. def. Houston, 15-9, 15-10, 15-10; Pacific def. Fla. Atlantic, 15-5, 15-8, 15-5; Kansas St. def. Georgetown, 15-9, 15-6, 15-7; BYU def. Coastal Caro., 15-1, 15-7, 15-3; Nebraska def. Morgan St., 15-1, 15-2, 15-0; Utah def. Illinois St., 15-11, 15-12, 15-5; North Carolina def. Oral Roberts, 15-7, 5-15, 4-15, 15-11, 15-11; Pepperdine def. Michigan St., 15-13, 13-15, 15-12, 13-15, 15-8; UCLA def. Virginia, 15-7, 15-6, 14-16, 15-5; UC Santa Barbara def. Santa Clara, 15-4, 15-7, 15-11; San Diego def. South Fla., 15-5, 15-12, 15-12; Wisconsin def. UALR, 15-4, 15-1, 15-1. **Second Round:** Long Beach St. def. Arizona, 15-11, 15-4, 15-6; Illinois def. Colorado, 15-12, 15-11, 16-14; Texas def. Colorado St., 15-6, 15-6, 15-9; Stanford def. Notre Dame, 15-1, 15-5, 15-1; Florida def. Ohio St., 15-5, 13-15, 16-14, 15-12; Southern California def. Texas A&M, 15-8, 8-15, 15-5, 15-5; Arkansas def. Indiana, 15-8, 15-5, 15-4; Hawaii def. Miami (OH), 15-4, 15-5, 15-12; Penn St. def. Clemson, 15-2, 15-11, 15-5; Louisville def. Northern Ill., 11-15, 15-7, 15-11, 15-10; Pacific def. Sacramento St., 15-4, 15-5, 15-3; BYU def. Kansas St., 15-6, 15-10, 17-15; Nebraska def. Utah, 14-16, 15-4, 15-8, 15-9; Pepperdine def. North Carolina, 16-14, 15-11, 15-8; UC Santa Barbara def. UCLA, 15-8, 8-15, 15-13, 15-11; Wisconsin def. San Diego, 15-10, 15-10, 18-16. **Regional Semifinals:** Texas def. Stanford, 16-14, 15-5, 4-15, 16-14; Long Beach St. def. Illinois, 16-14, 15-4, 15-11; Florida def. Southern California, 15-13, 12-15, 15-9, 15-9; Hawaii def. Arkansas, 15-13, 15-9, 15-9; BYU def. Pacific, 15-7, 15-5, 12-15, 16-14; Penn St. def. Louisville, 15-5, 15-8, 15-2; Wisconsin def. UC Santa Barbara, 9-15, 15-8, 8-15, 15-5, 15-13; Nebraska def. Pepperdine, 16-14, 10-15, 14-16, 15-1, 15-12. **Regional Finals:** Long Beach St. def. Texas, 15-9, 15-9, 15-2; Florida def. Hawaii, 11-15, 4-15, 15-10, 15-4, 15-7; Penn St. def. BYU, 18-16, 15-12, 15-10; Nebraska def. Wisconsin, 12-15, 18-16, 9-15, 15-10, 15-10. **Semifinals:** Long Beach St. def. Florida, 15-2, 15-8, 15-10; Penn St. def. Nebraska, 15-11, 15-8, 8-15, 15-11. **Championship:** Long Beach St. def. Penn St., 15-3, 15-10, 13-15, 14-16, 15-12.

1999 First Round: Penn St. def. Robert Morris, 15-1, 15-1, 15-2; Baylor def. Temple, 11-15, 16-14, 15-7, 15-12; Minnesota def. Sacramento St., 15-9, 15-10, 15-10; Southern California def. Hofstra, 15-0, 15-9, 15-8; UCLA def. Eastern Wash., 15-5, 15-5, 17-15; *Ohio St. def. Notre Dame, 13-15, 15-10, 16-14, 15-7; Michigan St. def. Cal Poly, 10-15, 15-10, 15-10, 15-13; Pepperdine def. Arkansas St., 15-3, 15-2, 15-5; Pacific def. Colgate, 15-7, 15-4, 15-7; Michigan def. Fairfield, 15-8, 15-7, 15-7; UNI def. Ball St., 12-15, 15-10, 15-12, 15-12; Indiana def. Clemson, 15-9, 11-15, 15-5, 15-12; BYU def. Princeton, 15-5, 15-5, 15-5; Arizona St. def. Wisconsin, 17-15, 15-10, 15-3; Illinois def. Milwaukee, 15-13, 10-15, 15-12, 15-6; Florida def. Liberty, 15-4, 15-1, 15-2; Stanford def. Fla. Atlantic, 15-3, 15-1, 15-5; Santa Clara def. Cincinnati, 15-13, 15-12, 9-15, 15-5; Arizona def. Virginia, 15-8, 15-4, 15-12; Texas def. Houston, 15-6, 15-7, 15-10; Nebraska def. Davidson, 15-3, 15-5, 15-3; San Diego def. James Madison, 15-3, 15-7, 15-11; Loyola Marymount def. Southeast Mo. St., 15-8, 15-6, 11-15, 5-15, 20-18; UC Santa Barbara def. Oral Roberts, 15-11, 15-9, 15-8; Hawaii def. Prairie View, 15-3, 15-0, 15-3; Utah def. Colorado, 15-10, 15-6, 17-15; North Carolina def. Northern Ariz., 15-6, 15-8, 15-10; Texas A&M def. Stephen F. Austin, 15-4, 15-7, 15-1; Colorado St. def. Loyola Chicago, 15-5, 15-9, 15-8; Kansas St. def. Louisville, 15-1, 15-6, 15-10; Arkansas def. Georgetown, 15-3, 10-15, 15-1, 15-6; Long Beach St. def. Florida A&M, 15-6, 15-10, 15-1. **Second Round:** Penn St. def. Baylor, 15-2, 15-6, 15-10; Minnesota def. Southern California, 3-15, 4-15, 16-14, 15-10, 15-10; UCLA def. *Ohio St., 15-10, 13-12, 15-10; Pepperdine def. Michigan St., 15-5, 15-9, 12-15, 15-5; Pacific def. Michigan, 10-15, 16-14, 15-5, 12-15, 19-17; UNI def. Indiana, 17-15, 10-15, 15-10, 16-14; BYU def. Wisconsin, 6-15, 15-10, 15-4, 15-9; Florida def. Illinois, 15-8, 7-15, 16-14, 9-15, 15-12; Stanford def. Santa Clara, 15-9, 15-6, 11-15, 15-5; Arizona def. Texas, 15-8, 15-6, 15-7; Nebraska def. San Diego, 15-12, 15-8, 15-9; UC Santa Barbara def. Loyola Marymount, 15-5, 15-11, 14-16, 15-5; Hawaii def. Utah, 15-11, 15-6, 15-4;

Texas A&M def. North Carolina, 15-8, 15-4, 15-8; Colorado St. def. Kansas St., 15-12, 8-15, 15-13, 15-10; Long Beach St. def. Arkansas, 15-6, 15-6, 15-11. **Regional Semifinals:** Penn St. def. Minnesota, 15-9, 15-9, 17-15; UCLA def. Pepperdine, 15-9, 15-12, 17-15; Pacific def. UNI, 15-2, 15-4, 15-7; Florida def. BYU, 15-12, 15-8, 15-10; Stanford def. Arizona, 6-15, 15-6, 15-7, 15-7; UC Santa Barbara def. Nebraska, 15-5, 7-15, 15-8, 15-3; Texas A&M def. Hawaii, 15-9, 12-15, 15-9, 15-12; Long Beach St. def. Colorado St., 15-5, 15-13, 13-15, 15-10. **Regional Finals:** Penn St. def. UCLA, 15-11, 15-9, 15-5; Pacific def. Florida, 15-8, 16-14, 15-8; Stanford def. UC Santa Barbara, 15-12, 15-6, 15-10; Long Beach St. def. Texas A&M, 15-4, 15-7, 15-13. **Semifinals:** Penn St. def. Pacific, 14-16, 15-5, 15-6, 7-15, 15-12; Stanford def. Long Beach St., 15-10, 15-10, 15-3. **Championship:** Penn St. def. Stanford, 15-2, 15-10, 15-7.

**Ohio St.'s participation vacated.*

2000 First Round: Nebraska def. Princeton, 15-9, 15-2, 15-7; South Carolina def. George Washington, 15-13, 15-10, 15-3; Notre Dame def. Cincinnati, 15-2, 15-12, 15-10; *Ohio St. def. Ball St., 16-14, 15-3, 14-16, 15-10; BYU def. Hofstra, 15-3, 15-10, 15-6; Utah St. def. Missouri, 5-15, 15-6, 3-15, 16-14, 15-9; Michigan def. Louisville, 15-12, 15-11, 2-15, 15-12; Arizona def. Alabama A&M, 15-1, 15-3, 15-3; Hawaii def. Davidson, 15-5, 15-6, 15-8; Utah def. Texas Tech, 6-15, 15-8, 2-15, 15-10, 15-12; Long Beach St. def. San Jose St., 17-15, 13-15, 15-11, 15-4; Santa Clara def. Sacramento St., 15-12, 15-10, 15-1; UC Santa Barbara def. UTSA, 15-5, 15-5, 15-11; Stanford def. Loyola Marymount, 15-11, 15-6, 15-9; Arizona St. def. Duke, 15-3, 12-15, 16-14, 15-12; Minnesota def. Robert Morris, 15-1, 15-6, 15-2; Southern California def. Georgia St., 15-2, 15-4, 15-3; Cal Poly def. South Fla., 15-11, 13-15, 15-13, 15-12; Southeast Mo. St. def. North Carolina, 13-15, 12-15, 15-12, 15-6, 15-13; Florida def. UALR, 15-2, 15-6, 15-4; Penn St. def. James Madison, 15-12, 15-11, 15-7; Washington St. def. Tennessee, 15-10, 15-1, 15-8; Colorado def. Georgia Tech, 11-15, 15-5, 16-14, 15-10; Colorado St. def. Radford, 15-3, 15-6, 15-5; Wisconsin def. Bucknell, 15-1, 15-0, 15-3; UNI def. Western Mich., 16-14, 8-15, 15-7, 15-8; Kansas St. def. Loyola Chicago, 15-7, 15-4, 6-15, 15-9; Pepperdine def. Fairfield, 15-4, 15-9, 14-16, 17-15; UCLA def. Morgan St., 15-4, 15-6, 15-5; Michigan St. def. Milwaukee, 15-6, 15-4, 7-15, 19-17; Texas A&M def. Houston, 15-6, 15-1, 15-8; Pacific def. Oral Roberts, 15-2, 15-10, 15-6. **Second Round:** Nebraska def. South Carolina, 15-11, 9-15, 13-15, 15-12, 15-13; *Ohio St. def. Notre Dame, 12-15, 15-3, 15-9, 6-15, 15-13; BYU def. Utah St., 15-9, 15-10, 15-10; Arizona def. Michigan, 15-1, 15-1, 15-8; Hawaii def. Utah, 15-12, 15-8, 15-8; Long Beach St. def. Santa Clara, 9-15, 17-15, 15-9, 15-10, 19-17; UC Santa Barbara def. Stanford, 9-15, 16-14, 15-8, 14-16, 16-14; Minnesota def. Arizona St., 15-12, 10-15, 15-7, 15-6; Southern California def. Cal Poly, 15-4, 17-15, 15-6; Florida def. Southeast Mo. St., 15-1, 15-7, 15-5; Penn St. def. Washington St., 15-6, 15-7, 9-15, 15-3; Colorado St. def. Colorado, 15-11, 10-15, 10-15, 15-6, 15-10; Wisconsin def. UNI, 15-13, 14-16, 15-5, 15-6; Kansas St. def. Pepperdine, 19-17, 15-13, 10-15, 15-3; UCLA def. Michigan St., 15-7, 13-15, 14-16, 15-6, 15-9; Pacific def. Texas A&M, 17-15, 15-9, 15-8. **Regional Semifinals:** Nebraska def. *Ohio St., 15-9, 15-6, 15-5; Arizona def. BYU, 15-6, 15-6, 15-9; Hawaii def. Long Beach St., 11-15, 15-13, 15-9, 12-15, 15-6; UC Santa Barbara def. Minnesota, 15-12, 7-15, 15-7, 15-10; Southern California def. Florida, 15-13, 15-13, 15-11; Penn St. def. Colorado St., 9-15, 15-11, 15-12, 15-7; Wisconsin def. Kansas St., 15-3, 14-16, 15-10, 15-6; UCLA def. Pacific, 15-10, 10-15, 15-11, 15-11. **Regional Finals:** Nebraska def. Arizona, 15-7, 19-17, 15-11; Hawaii def. UC Santa Barbara, 8-15, 15-1, 15-10, 15-3; Southern California def. Penn St., 15-11, 15-9, 15-4; Wisconsin def. UCLA, 15-7, 5-15, 16-14, 14-16, 15-12. **Semifinals:** Nebraska def. Hawaii, 15-3, 15-12, 9-15, 15-10; Wisconsin def. Southern California, 15-10, 15-9, 15-9. **Championship:** Nebraska def. Wisconsin, 15-9, 9-15, 7-15, 15-2, 15-9.

**Ohio St.'s participation vacated.*

2001 First Round: San Diego def. UC Santa Barbara, 26-30, 26-30, 30-28, 30-27, 15-10; Long Beach St. def. San Diego St., 30-21, 30-16, 30-24; Minnesota def. DePaul, 30-25, 30-27, 30-25; UNI def. Northern Ill., 30-24, 30-25, 31-29; Eastern Wash. def. Oregon St., 33-31, 19-30, 30-28, 23-30, 15-10; Hawaii def. Washington St., 34-32, 30-26, 30-23; Penn St. def. Fairfield, 30-21, 30-24, 30-24; UCLA def. Penn, 30-26, 30-25, 30-23; Arizona def. Eastern Ill., 30-14, 30-14, 30-21; Illinois def. Missouri, 26-30, 40-38, 30-25, 30-27; Pacific def. Alabama A&M, 30-18, 30-13, 30-16; Louisville def. Georgia Tech, 34-32, 30-19, 27-30, 24-30, 15-4; Cincinnati def. Xavier, 30-27, 30-27, 17-30, 30-28; Ohio St. def. Robert Morris, 30-17, 30-16, 30-13; Southern California def. Liberty, 30-18, 30-20, 30-14; Duke def. William & Mary, 30-25, 30-18, 30-21; San Jose St. def. Santa Clara, 17-30, 30-24, 24-30, 30-25, 16-14; Stanford def. Nevada, 30-20, 30-16, 30-20; Utah St. def. BYU, 30-26, 29-31, 30-23, 27-30, 16-14; Utah def.

Texas Tech, 30-24, 31-29, 30-23; Texas def. Northeastern, 30-22, 30-19, 30-22; Texas A&M def. Texas-Arlington, 30-16, 30-17, 30-17; Michigan St. def. Notre Dame, 25-30, 30-16, 30-20, 30-24; Wisconsin def. Milwaukee, 30-19, 30-15, 30-27; Pepperdine def. Ga. Southern, 30-21, 30-22, 30-22; North Carolina def. South Carolina, 30-25, 30-32, 30-25, 30-21; FIU def. UCF, 31-29, 30-21, 30-25; Florida def. Florida A&M, 30-20, 30-13, 30-22; Colorado def. American, 30-25, 30-22, 30-22; Colorado St. def. Baylor, 30-21, 23-30, 30-24, 30-24; Nebraska def. Oral Roberts, 30-8, 30-15, 30-23; Kansas St. def. Arkansas, 30-15, 18-30, 27-30, 30-18, 15-8. **Second Round:** Long Beach St. def. San Diego, 30-28, 30-16, 30-13; UNI def. Minnesota, 26-30, 21-30, 30-21, 30-19, 17-15; Hawaii def. Eastern Wash., 30-22, 28-30, 30-20, 20-28; UCLA def. Penn St., 30-11, 30-28, 30-18; Arizona def. Illinois, 32-30, 30-26, 27-30, 30-20; Pacific def. Louisville, 24-30, 30-26, 30-19, 30-22; Ohio St. def. Cincinnati, 30-16, 22-30, 30-27, 30-20; Southern California def. Duke, 30-18, 30-19, 30-22; Stanford def. San Jose St., 30-25, 30-21, 30-23; Utah def. Utah St., 30-21, 30-18, 26-30, 30-22; Texas A&M def. Texas, 30-24, 30-22, 30-27; Wisconsin def. Michigan St., 30-21, 30-22, 30-24; Pepperdine def. North Carolina, 30-27, 30-26, 30-23; Florida def. FIU, 30-23, 31-29, 30-36; Colorado St. def. Colorado, 28-30, 30-17, 30-21, 31-33, 16-14; Nebraska def. Kansas St., 30-25, 28-30, 30-26, 30-19. **Regional Semifinals:** UCLA def. Hawaii, 30-25, 30-28, 22-30, 30-22; Long Beach St. def. UNI, 30-19, 30-21, 30-14; Arizona def. Pacific, 30-26, 30-24, 30-27; Southern California def. Ohio St., 30-25, 30-20, 30-27; Stanford def. Utah, 30-17, 30-17, 28-30, 30-19; Texas A&M def. Wisconsin, 30-28, 30-24, 30-23; Florida def. Pepperdine, 30-28, 30-25, 30-16; Nebraska def. Colorado St., 29-31, 30-21, 30-26, 36-34. **Regional Finals:** Long Beach St. def. UCLA, 30-25, 30-28, 30-21; Arizona def. Southern California, 25-30, 30-24, 30-24, 28-30, 15-12; Stanford def. Texas A&M, 30-21, 30-19, 30-20; Nebraska def. Florida, 30-18, 30-24, 28-30, 25-30, 15-13. **Semifinals:** Long Beach St. def. Arizona, 30-27, 30-25, 30-20; Stanford def. Nebraska, 31-29, 30-28, 30-21. **Championship:** Stanford def. Long Beach St., 31-29, 30-28, 30-25.

2002 First Round: Southern California def. San Diego, 30-27, 30-15, 30-24; Texas A&M def. Utah, 31-29, 30-27, 30-15; Michigan St. def. George Mason, 30-28, 30-13, 30-21; Notre Dame def. Col. of Charleston, 30-23, 30-24, 28-30, 30-27; Pepperdine def. Cal Poly, 30-19, 30-16, 30-19; UCLA def. Long Beach St., 30-25, 30-27, 30-21; California def. Santa Clara, 19-30, 30-20, 30-22, 30-20; UC Santa Barbara def. Fresno St., 30-20, 28-30, 30-21, 30-26; Florida def. UCF, 30-14, 30-20, 30-21; South Fla. def. Florida St., 30-21, 30-19, 30-28; Temple def. Manhattan, 30-32, 30-21, 30-15, 33-31; Penn St. def. Penn., 30-23, 30-10, 30-26; Washington St. def. Oral Roberts, 30-26, 30-17, 30-21; Kansas St. def. Michigan, 30-26, 30-25, 35-33; Missouri def. Northwestern, 25-30, 30-20, 31-29, 40-38; UNI def. Milwaukee, 30-18, 30-15, 26-30, 30-27; Nebraska def. UT Martin, 30-12, 30-17, 30-14; Arizona St. def. Cincinnati, 35-33, 30-20, 27-30, 15-10; Miami (FL) def. Duke, 30-25, 30-18, 30-20; Wisconsin def. Alabama A&M, 30-17, 30-13, 30-15; North Carolina def. Winthrop, 30-24, 30-20, 30-18; South Carolina def. American, 30-10, 30-28, 23-30, 30-19; Washington def. Colorado St., 26-30, 30-25, 30-22, 30-27; Hawaii def. Western Ky., 30-18, 30-25, 30-21; Minnesota def. New Hampshire, 30-18, 28-30, 30-17, 30-21; Georgia Tech def. Florida A&M, 30-21, 30-27, 30-17; Texas def. Indiana, 30-22, 36-38, 30-17, 24-30, 15-10; Arizona def. Texas-Arlington, 30-22, 30-26, 30-20; Ohio St. def. Robert Morris, 30-22, 30-20, 30-16; Louisville def. Ball St., 30-24, 30-24, 30-25; Pacific def. Nevada, 30-24, 14-30, 25-30, 30-28, 15-11; Stanford def. Sacramento St., 30-22, 30-8, 30-17. **Second Round:** Southern California def. Texas A&M, 30-18, 30-21, 30-23; Michigan St. def. Notre Dame, 30-28, 30-20, 30-23; Pepperdine def. UCLA, 30-26, 23-30, 30-26, 30-26; UC Santa Barbara def. California, 30-26, 30-25, 30-26; Florida def. South Fla., 35-33, 30-24, 20-30, 30-18; Temple def. Penn St., 30-24, 30-26, 26-30, 30-23; Washington St. def. Kansas St., 32-30, 21-30, 30-22, 31-29; UNI def. Missouri, 25-30, 22-30, 30-27, 30-15, 10-10; Nebraska def. Arizona St., 30-22, 30-21, 30-27; Miami (FL) def. Wisconsin, 30-25, 20-30, 30-21, 30-22; North Carolina def. South Carolina, 30-23, 28-30, 30-26, 30-23; Hawaii def. Washington, 30-26, 39-37, 30-25; Minnesota def. Georgia Tech, 30-28, 31-29, 26-30, 30-28; Arizona def. Texas, 30-25, 25-30, 18-30, 30-22, 15-9; Ohio St. def. Louisville, 30-26, 30-28, 30-24; Stanford def. Pacific, 30-26, 29-31, 30-14, 30-21. **Regional Semifinals:** Southern California def. Michigan St., 30-17, 30-23, 30-15; Pepperdine def. UC Santa Barbara, 30-22, 30-23, 25-30, 30-19; Florida def. Temple, 30-15, 30-27, 30-14; Washington St. def. UNI, 31-29, 30-21, 30-21; Nebraska def. Miami (FL), 30-18, 30-17, 30-21; Hawaii def. North Carolina, 30-21, 30-23, 30-22; Arizona def. Minnesota, 32-30, 34-32, 28-30, 30-19; Stanford def. Ohio St., 30-24, 30-25, 30-27. **Regional Finals:** Southern California def. Pepperdine, 30-24, 30-20, 30-17; Florida def.

Washington St., 27-30, 30-19, 30-25, 30-16; Hawaii def. Nebraska, 30-25, 25-30, 30-27, 30-21; Stanford def. Arizona, 30-14, 30-17, 30-25. **Semifinals:** Southern California def. Florida, 24-30, 30-25, 30-26, 30-24; Stanford def. Hawaii, 30-25, 30-27, 30-24. **Championship:** Southern California def. Stanford, 30-27, 23-30, 30-24, 30-26.

2003 First Round: Southern California def. New Hampshire, 30-17, 30-18, 30-17; Loyola Marymount def. Cal St. Northridge, 30-21, 30-22, 30-26; Wisconsin def. Arizona, 30-24, 25-30, 32-30, 30-26; Texas A&M def. Nicholls St., 30-28, 30-24, 31-29; Nebraska def. Valparaiso, 30-19, 30-22, 30-21; Dayton def. Michigan St., 30-26, 30-26, 28-30, 25-30, 15-8; UC Irvine def. Missouri, 30-27, 31-33, 25-30, 30-28, 15-12; UCLA def. San Diego, 30-20, 30-17, 30-24; Stanford def. Sacramento St., 39-37, 30-28, 30-23; Pacific def. San Francisco, 30-26, 30-28, 30-23; Utah def. Santa Clara, 26-30, 25-30, 30-20, 30-24, 15-12; Washington def. Northwestern, 30-20, 30-21, 30-26; Minnesota def. Green Bay, 30-22, 30-12, 30-16; UNI def. UC Santa Barbara, 30-27, 30-27, 24-30, 26-30, 16-14; Kansas def. Long Beach St., 30-23, 30-28, 30-28; Pepperdine def. Manhattan, 30-15, 30-20, 30-20; Florida def. Ga. Southern, 30-18, 30-18, 30-21; UCF def. Cincinnati, 24-30, 25-30, 30-27, 15-9; Maryland def. American, 30-24, 30-25, 30-28; Colorado St. def. George Mason, 30-22, 30-24, 30-25; Penn St. def. Robert Morris, 30-10, 30-18, 30-11; Pittsburgh def. Penn., 28-30, 30-16, 30-18, 30-26; Arkansas def. Missouri St., 30-26, 30-28, 16-30, 30-28; Kansas St. def. Ohio, 30-17, 30-18, 31-29; Georgia Tech def. Alabama A&M, 30-18, 30-17, 30-22; Florida A&M def. Winthrop, 31-29, 30-16, 30-27; Michigan def. Colorado, 30-22, 30-22, 30-11; California def. St. Mary's (CA), 30-20, 30-21, 30-23; Illinois def. Murray St., 30-19, 30-27, 30-20; Louisville def. Notre Dame, 32-30, 30-21, 30-21; BYU def. New Mexico St., 30-17, 30-17, 30-27; Hawaii def. Idaho, 30-24, 30-20, 30-21. **Second Round:** Southern California def. Loyola Marymount, 30-16, 30-22, 30-16; Texas A&M def. Wisconsin, 30-22, 30-24, 30-18; Nebraska def. Dayton, 30-19, 30-14, 30-25; UCLA def. UC Irvine, 30-24, 30-28, 30-22; Stanford def. Pacific, 30-26, 34-32, 30-25; Washington def. Utah, 30-15, 30-20, 30-21; Minnesota def. UNI, 30-25, 28-30, 30-25, 30-23; Pepperdine def. Kansas, 23-30, 30-20, 30-14, 30-23; Florida def. UCF, 30-19, 30-26, 30-21; Colorado St. def. Maryland, 30-23, 30-28, 30-26; Penn St. def. Pittsburgh, 25-30, 33-31, 30-21, 30-21; Kansas St. def. Arkansas, 30-26, 30-27, 30-21; Georgia Tech def. Florida A&M, 30-25, 34-32, 30-25; California def. Michigan, 30-23, 30-23, 30-28; Illinois def. Louisville, 30-26, 30-26, 32-30; Hawaii def. BYU, 30-19, 30-23, 30-22. **Regional Semifinals:** Southern California def. Texas A&M, 30-26, 30-25, 30-27; UCLA def. Nebraska, 20-30, 30-27, 30-21, 30-23; Washington def. Stanford, 30-25, 26-30, 30-19, 30-26; Minnesota def. Pepperdine, 28-30, 30-28, 30-27, 26-30, 15-8; Florida def. Colorado St., 30-13, 30-22, 30-26; Penn St. def. Kansas St., 12-30, 30-27, 30-21, 31-29; Georgia Tech def. California, 30-25, 20-30, 30-24, 30-23; Hawaii def. Illinois, 30-21, 30-22, 33-31. **Regional Finals:** Southern California def. UCLA, 24-30, 30-26, 30-17, 30-17; Minnesota def. Washington, 19-30, 32-30, 33-31, 25-30, 15-9; Florida def. Penn St., 30-21, 30-24, 30-16; Hawaii def. Georgia Tech, 32-34, 33-31, 30-24, 30-25. **Semifinals:** Southern California def. Minnesota, 30-27, 30-28, 30-20; Florida def. Hawaii, 30-28, 30-28, 23-30, 30-28. **Championship:** Southern California def. Florida, 25-30, 30-27, 30-19, 30-26.

2004 First Round: Nebraska def. Iona, 30-15, 30-12, 30-19; Wichita St. def. Nevada, 30-16, 30-24, 30-20; Louisville def. Illinois, 25-27, 21-30, 30-19, 30-23; Missouri def. Arkansas, 28, 30-21, 25-30, 30-26; San Diego def. New Mexico St., 30-18, 30-27, 30-24; Arizona def. UC Irvine, 30-19, 30-17, 30-18; Kansas St. def. Cal St. Northridge, 30-20, 30-23, 30-25; Southern California def. Col. of Charleston, 30-22, 30-24, 30-23; Ohio St. def. Dayton, 30-25, 32-30, 30-22; Ohio def. Pittsburgh, 30-22, 30-26, 30-12; Texas A&M def. Winthrop, 30-26, 30-23, 30-25; Tennessee def. Eastern Ky., 30-24, 30-16, 30-22; UC Santa Barbara def. Alabama A&M, 30-11, 30-23, 30-11; Georgia Tech def. Georgia, 30-21, 30-21, 31-29; Yale def. Albany (NY), 30-28, 30-21, 31-33, 30-22; Minnesota def. Long Island, 30-19, 30-12, 30-27; Hawaii def. Colorado, 24-30, 30-22, 30-20, 30-24; Purdue def. Colorado St., 30-25, 25-30, 30-27, 22-30, 15-12; Notre Dame def. Valparaiso, 30-21, 20-30, 30-28, 30-20; Wisconsin def. Loyola Chicago, 30-27, 30-26, 30-25; Stanford def. Jacksonville, 30-15, 30-20, 30-15; Florida def. Florida A&M, 30-17, 30-25, 30-23; Michigan def. Rice, 31-29, 24-30, 30-23, 30-20; Texas def. Texas St., 30-12, 30-22, 30-15; Washington def. Idaho, 30-22, 30-14, 30-19; Kansas def. Santa Clara, 25-30, 30-26, 30-28, 30-15; California def. Pacific, 26-30, 30-24, 20-30, 30-27, 15-11; St. Mary's (CA) def. Sacramento St., 26-30, 30-27, 30-22, 30-17; UCLA def. Loyola Marymount, 30-28, 30-23, 27-30, 30-22; Long Beach St. def. Utah, 30-19, 30-25, 33-31; Maryland def. Towson, 30-23, 30-22, 30-25; Penn St. def. American, 30-18, 30-18, 35-33. **Second Round:** Nebraska def. Wichita St., 30-22,

30-20, 30-21; Louisville def. Missouri, 30-26, 22-30, 30-25, 30-25; San Diego def. Arizona, 30-28, 30-28, 25-30, 27-30, 15-13; Southern California def. Kansas St., 30-19, 30-25, 30-19; Ohio St. def. Ohio, 30-25, 30-20, 30-20; Tennessee def. Texas A&M, 30-21, 24-30, 30-23, 32-30; Georgia Tech def. UC Santa Barbara, 30-24, 30-28, 30-21; Minnesota def. Yale, 30-17, 30-18, 30-19; Hawaii def. Purdue, 33-31, 30-27, 30-19; Wisconsin def. Notre Dame, 36-24, 30-16, 30-16; Stanford def. Florida, 25-30, 30-15, 21-30, 30-27, 15-9; Texas def. Michigan, 30-19, 30-27, 23-30, 30-28; Washington def. Kansas, 34-32, 30-26, 25-30, 26-30, 15-12; St. Mary's (CA) def. California, 30-28, 26-30, 30-28, 24-30, 15-13; UCLA def. Long Beach St., 31-29, 30-24, 30-27; Penn St. def. Maryland, 34-32, 30-27, 31-29. **Regional Semifinals:** Nebraska def. Louisville, 30-22, 32-30, 30-19; Southern California def. San Diego, 30-26, 30-20, 25-30, 30-20; Ohio St. def. Tennessee, 29-31, 27-30, 30-16, 30-26, 15-12; Minnesota def. Georgia Tech, 25-30, 30-22, 30-24, 46-48, 15-9; Wisconsin def. Hawaii, 31-29, 30-23, 22-30, 28-30, 21-19; Stanford def. Texas, 30-28, 30-26, 30-27; Washington def. St. Mary's (CA), 30-20, 30-20, 30-20; UCLA def. Penn St., 30-24, 22-30, 30-25, 30-28. **Regional Finals:** Southern California def. Nebraska, 33-35, 30-27, 30-21, 34-36, 15-12; Minnesota def. Ohio St., 30-32, 34-32, 27-30, 30-28, 15-8; Stanford def. Wisconsin, 30-18, 31-29, 30-26; Washington def. UCLA, 27-30, 30-19, 30-28, 24-30, 15-9. **Semifinals:** Minnesota def. Southern California, 30-25, 29-31, 30-26, 30-20; Stanford def. Washington, 30-25, 23-30, 30-27, 30-24. **Championship:** Stanford def. Minnesota, 30-23, 30-27, 30-21.

2005 First Round: Kansas St. def. Florida A&M, 27-30, 30-14, 30-27, 30-28; Florida def. Fla. Atlantic, 30-19, 30-15, 30-14; Northwestern def. Texas A&M, 30-26, 20-30, 30-28, 27-30, 15-12; Notre Dame def. Dayton, 30-21, 30-25, 26-30, 28-30, 15-13; San Diego def. Long Beach St., 30-28, 25-30, 30-26, 30-27; UCLA def. Kansas, 30-14, 26-30, 30-17, 30-24; Pepperdine def. BYU, 30-24, 30-28, 24-30, 30-28; Southern California def. UC Santa Barbara, 27-30, 30-22, 30-24, 30-22; Duke def. American, 30-14, 30-16, 30-16; Nebraska def. Alabama A&M, 30-15, 30-7, 30-15; Maryland def. Kentucky, 25-30, 30-26, 30-24, 30-23; Louisville def. Western Ky., 30-24, 28-30, 30-23, 30-22; Santa Clara def. Sacramento St., 23-30, 30-23, 30-20, 30-23; Stanford def. Nevada, 30-25, 30-20, 30-21; Ohio def. Alabama, 28-30, 30-18, 30-22, 30-23; Ohio St. def. Marshall, 30-25, 30-26, 30-22; Arizona def. Utah St., 30-26, 30-27, 30-20; Utah def. Loyola Marymount, 30-10, 30-22, 30-20; Washington def. Siena, 30-21, 30-17, 30-18; Colorado St. def. Colorado, 26-30, 30-24, 30-19, 30-27; Purdue def. VCU, 30-27, 30-24, 30-21; Col. of Charleston def. North Carolina, 30-28, 23-30, 30-16, 31-29; California def. Valparaiso, 30-26, 30-24, 30-21; Wisconsin def. Loyola Chicago, 30-18, 30-26, 30-14; Hawaii def. Texas St., 30-25, 30-18, 30-23; Texas def. LSU, 30-19, 30-28, 30-26; Arkansas def. St. Mary's (CA), 30-27, 30-17, 30-21; Missouri def. Missouri St., 30-27, 30-18, 30-26; Minnesota def. Winthrop, 30-13, 30-13, 30-24; Tennessee def. Jacksonville St., 30-23, 30-13, 30-28; Long Island def. Cornell, 31-29, 30-24, 35-33; Penn St. def. Binghamton, 30-15, 30-8, 30-10. **Second Round:** Florida def. Kansas St., 30-21, 31-29, 30-25; Notre Dame def. Northwestern, 30-27, 32-30, 30-28; UCLA def. San Diego, 30-24, 30-23, 30-19; Pepperdine def. Southern California, 30-28, 30-28, 30-23; Nebraska def. Duke, 30-19, 30-19, 30-20; Louisville def. Maryland, 30-23, 30-26, 30-28; Santa Clara def. Stanford, 23-30, 30-19, 30-27, 31-29; Ohio def. Ohio St., 30-27, 30-23, 30-22; Arizona def. Utah, 30-28, 30-26, 28-30, 30-27; Washington def. Colorado St., 30-21, 30-25, 30-18; Purdue def. Col. of Charleston, 30-22, 30-20, 30-28; Wisconsin def. California, 30-23, 30-22, 30-25; Hawaii def. Texas, 19-30, 30-18, 30-21, 30-20; Missouri def. Arkansas, 30-25, 30-16, 30-11; Tennessee def. Minnesota, 30-19, 24-30, 20-30, 30-27, 15-11; Penn St. def. Long Island, 30-11, 30-27, 30-8. **Regional Semifinals:** Florida def. Louisville, 30-28, 30-25, 30-22; Nebraska def. UCLA, 30-28, 30-23, 30-16; Santa Clara def. Pepperdine, 30-28, 30-23, 30-14; Arizona def. Ohio, 35-37, 30-23, 26-30, 30-18, 15-12; Wisconsin def. Notre Dame, 30-25, 28-30, 30-25, 25-30, 15-9; Washington def. Purdue, 30-25, 30-19, 30-20; Missouri def. Hawaii, 30-26, 26-30, 30-27, 30-22; Tennessee def. Penn St., 30-27, 14-30, 30-27, 33-31. **Regional Finals:** Nebraska def. Florida, 30-26, 30-24, 30-16; Santa Clara def. Arizona, 22-30, 30-24, 30-26, 15-30, 17-15; Washington def. Wisconsin, 30-28, 30-25, 30-23; Tennessee def. Missouri, 30-28, 30-27, 25-30, 30-17. **Semifinals:** Nebraska def. Santa Clara, 30-24, 30-19, 30-21; Washington def. Tennessee, 30-25, 30-19, 30-21. **Championship:** Washington def. Nebraska, 30-26, 30-25, 30-26.

2006 First Round: Nebraska def. American, 30-16, 30-23, 28-30, 30-16; UNI def. Winthrop, 27-30, 30-27, 30-23, 30-28; Duke def. Tennessee, 30-22, 26-30, 30-25, 30-27; San Diego def. Jacksonville St., 30-21, 30-23, 30-18; Florida def. Florida A&M, 30-18, 30-16, 30-26; Arizona St. def. Col. of Charleston,

30-26, 30-23, 29-31, 30-20; St. John's (NY) def. Albany (NY), 30-21, 23-30, 30-22, 30-22; Minnesota def. Siena, 30-16, 30-23, 30-15; Southern California def. Ole Miss, 30-17, 30-24, 30-23; BYU def. UC Santa Barbara, 27-30, 30-32, 30-27, 30-21, 15-12; Long Beach St. def. Pepperdine, 30-22, 30-27, 25-30, 30-26; Hawaii def. Oregon, 30-17, 30-17, 30-18; Oklahoma def. Oral Roberts, 30-19, 30-17, 30-19; Missouri St. def. Arkansas, 28-30, 30-21, 30-27, 30-28; Utah def. Michigan St., 30-25, 27-30, 30-20, 30-28, 15-11; UCLA def. UAB, 30-24, 30-21, 30-23; Penn St. def. Long Island, 30-16, 30-27, 30-15; Hofstra def. Cornell, 30-22, 30-32, 30-27, 24-30, 15-11; Kentucky def. Ohio, 30-20, 30-27, 24-30, 30-26, 15-9; Purdue def. Saint Louis, 30-21, 30-20, 32-30; Ohio St. def. Belmont, 30-22, 30-16, 30-22; Middle Tenn. def. Louisville, 24-30, 30-19, 12-30, 30-25, 16-14; Colorado def. New Mexico St., 30-24, 30-20, 34-32; Washington def. Colorado St., 26-30, 30-26, 30-24, 30-22; Texas def. Prairie View, 30-10, 30-10, 30-11; Stephen F. Austin def. Alabama, 30-24, 23-30, 25-30, 30-22, 15-11; Iowa St. def. Milwaukee, 30-21, 30-30, 30-21; Wisconsin def. Notre Dame, 36-34, 30-26, 30-21; Cal Poly def. Michigan, 30-23, 26-30, 30-25, 30-23; California def. LSU, 25-30, 30-23, 30-17, 30-16; Missouri def. Santa Clara, 35-33, 30-24, 30-26; Stanford def. Sacramento St., 30-18, 30-18, 30-26. **Second Round:** Nebraska def. UNI, 30-16, 30-16, 30-14; San Diego def. Duke, 27-30, 30-25, 30-17, 27-30, 15-12; Florida def. Arizona St., 30-17, 30-27, 26-30, 30-23; Minnesota def. St. John's (NY), 30-26, 30-17, 26-30, 24-30, 15-1; Southern California def. BYU, 30-25, 39-37, 30-19; Hawaii def. Long Beach St., 30-28, 30-25, 24-30, 30-17; Oklahoma def. Missouri St., 30-19, 30-22, 30-19; UCLA def. Utah, 30-24, 30-27, 30-26; Penn St. def. Hofstra, 30-20, 30-12, 30-19; Purdue def. Kentucky, 30-21, 30-28, 30-26; Ohio St. def. Middle Tenn., 23-30, 30-19, 30-17, 30-22; Washington def. Colorado, 30-15, 22-30, 30-26, 30-24; Texas def. Stephen F. Austin, 30-16, 30-19, 30-21; Wisconsin def. Iowa St., 30-20, 30-25, 30-27; California def. Cal Poly, 30-24, 30-26, 23-30, 30-20; Stanford def. Missouri, 30-20, 27-30, 30-24, 25-30, 15-9. **Regional Semifinals:** Nebraska def. San Diego, 30-21, 30-20, 30-15; Minnesota def. Florida, 30-23, 25-30, 30-21, 30-26; Hawaii def. Southern California, 28-30, 30-21, 21-30, 30-27, 15-5; UCLA def. Oklahoma, 30-22, 30-16, 30-26; Penn St. def. Purdue, 30-24, 30-18, 30-15; Washington def. Ohio St., 30-16, 30-18, 30-18; Texas def. Wisconsin, 30-19, 30-22, 30-12; Stanford def. California, 31-29, 30-25, 31-29. **Regional Finals:** Nebraska def. Minnesota, 25-30, 22-30, 30-20, 30-25, 15-9; UCLA def. Hawaii, 30-16, 30-23, 30-23; Washington def. Penn St., 30-27, 30-24, 28-30, 30-26; Stanford def. Texas, 30-28, 34-32, 31-33, 30-24. **Semifinals:** Nebraska def. UCLA, 23-30, 30-28, 30-23, 30-28; Stanford def. Washington, 30-12, 30-25, 30-15. **Championship:** Nebraska def. Stanford, 27-30, 30-26, 30-28, 30-27.

2007 First Round: Stanford def. Santa Clara, 30-20, 30-28, 30-27; Sacramento St. def. Minnesota, 23-30, 30-25, 30-24, 30-17; Purdue def. Ohio, 25-30, 30-24, 30-22, 30-23; Cal Poly def. Xavier, 30-14, 30-19, 30-25; Kansas St. def. Tulsa, 30-24, 30-20, 30-23; Oregon def. Missouri St., 31-29, 30-20, 31-29; Clemson def. Alabama, 30-25, 30-27, 31-33, 30-26; UCLA def. Alabama A&M, 30-9, 30-14, 30-13; Southern California def. Pepperdine, 30-22, 22-30, 31-29; Long Beach St. def. UNLV, 30-20, 28-30, 30-27, 23-33, 15-10; Delaware def. Princeton, 24-30, 32-30, 30-27, 30-22; St. John's (NY) def. Long Island, 30-25, 30-25, 30-16; Florida def. Col. of Charleston, 30-22, 30-28, 30-14; Oklahoma def. Florida A&M, 30-25, 32-30, 29-31, 30-14; LSU def. New Mexico St., 30-25, 21-30, 21-30, 30-27, 15-13; Texas def. Texas St., 30-21, 30-20, 30-13; Penn St. def. Siena, 30-19, 30-11, 30-14; Albany (NY) def. Cleveland St., 30-20, 30-20, 30-25; Michigan def. Miami (OH), 30-24, 30-27, 30-23; Colorado St. def. Illinois St., 30-26, 30-20, 30-15; Hawaii def. Tennessee St., 30-26, 30-14, 30-17; Middle Tenn. def. Louisville, 24-30, 30-19, 12-30, 30-25, 16-14; BYU def. Ole Miss, 30-27, 30-21, 30-24; Washington def. Missouri, 30-23, 28-30, 30-22, 32-34, 15-11; Wisconsin def. UNI, 30-23, 30-21, 30-24; Iowa St. def. San Diego, 25-30, 31-29, 30-19, 24-30, 16-14; Duke def. American, 30-20, 30-25, 28-30, 29-31, 15-7; California def. Liberty, 30-20, 26-30, 30-15, 30-21; Dayton def. Lipscomb, 30-17, 30-25, 30-19; Michigan St. def. Kentucky, 30-28, 30-23, 30-27; Wichita St. def. Western Ky., 30-21, 30-19, 30-25; Nebraska def. South Dakota St., 30-13, 30-14, 30-13. **Second Round:** Stanford def. Sacramento St., 30-23, 30-11, 30-28; Cal Poly def. Purdue, 30-12, 30-14, 30-27; Oregon def. Kansas St., 24-30, 30-20, 30-27, 36-34, 15-11; UCLA def. Clemson, 30-19, 30-21, 19-30, 30-22; Southern California def. Long Beach St., 28-30, 30-24, 30-25, 21-30, 15-11; St. John's (NY) def. Delaware, 23-30, 30-28, 31-29, 30-23; Florida def. Oklahoma, 30-24, 30-24, 36-34; Texas def. LSU, 30-21, 30-22, 30-23; Penn St. def. Albany (NY), 30-15, 30-9, 30-19; Michigan def. Colorado St., 30-16, 30-18, 30-27; Middle Tenn. def. Hawaii, 30-22, 30-18,

15-30, 33-31; BYU def. Washington, 30-28, 28-30, 25-30, 30-22, 15-13; Iowa St. def. Wisconsin, 30-28, 30-25, 30-24; California def. Duke, 29-31, 30-28, 30-23, 30-17; Michigan St. def. Dayton, 30-26, 30-16, 30-21; Nebraska def. Wichita St., 30-22, 30-19, 30-19. **Regional Semifinals:** Stanford def. Cal Poly, 30-15, 30-24, 30-20; UCLA def. Oregon, 30-23, 30-19, 28-30, 30-24; Southern California def. St. John's (NY), 30-27, 30-22, 26-30, 24-30, 15-10; Texas def. Florida, 30-27, 29-31, 30-16, 30-15; Penn St. def. Michigan, 30-15, 30-18, 30-18; BYU def. Middle Tenn., 30-28, 30-22, 34-32; California def. Iowa St., 30-27, 30-27, 30-24; Nebraska def. Michigan St., 25-30, 28-30, 30-17, 30-28, 15-9. **Regional Finals:** Stanford def. UCLA, 28-30, 30-28, 30-26, 30-27; Southern California def. Texas, 30-25, 30-22, 30-26; Penn St. def. BYU, 30-23, 30-15, 30-18; California def. Nebraska, 30-28, 31-29, 30-26. **Semifinals:** Penn St. def. California, 30-28, 30-25, 30-16; Stanford def. Southern California, 23-30, 30-20, 30-20, 30-20, 16-14. **Championship:** Penn St. def. Stanford, 30-25, 30-26, 23-30, 19-30, 15-8.

2008 First Round: Penn St. def. Long Island, 25-14, 25-15, 25-15; Yale def. Ohio, 25-19, 23-25, 25-23, 17-25, 16-14; Western Mich. def. Dayton, 21-25, 26-24, 25-23, 25-18; Tulane def. Tennessee Tech, 25-21, 22-25, 25-22, 27-25; Illinois def. Milwaukee, 25-8, 25-16, 25-20; Cincinnati def. Western Ky., 25-13, 25-19, 21-25, 18-25, 15-10; New Mexico St. def. St. Mary's (CA), 22-25, 25-16, 25-21, 25-15; California def. Siena, 25-18, 25-10, 25-20; Washington def. Portland St., 25-11, 25-15, 25-14; Santa Clara def. Kansas St., 25-22, 25-20, 19-25, 16-25, 15-13; Clemson def. Tennessee, 25-19, 19-25, 25-19, 23-25, 15-12; Utah def. Furman, 25-17, 26-24, 25-17; Saint Louis def. Alabama A&M, 25-10, 25-15, 25-11; Michigan def. Kentucky, 24-26, 25-16, 19-25, 25-19, 15-13; UAB def. Missouri St., 25-17, 25-21, 25-17; Nebraska def. Liberty, 25-11, 21-25, 25-16, 25-19; Texas def. Lamar, 25-17, 25-14, 25-8; Wichita St. def. Rice, 21-25, 25-23, 25-15, 25-20; Duke def. San Francisco, 26-28, 25-21, 22-25, 25-23, 15-9; UCLA def. LSU, 25-19, 22-25, 25-20, 25-20; Oregon def. Delaware, 25-16, 25-18, 25-15; North Carolina def. American, 25-16, 25-17, 25-17; Iowa St. def. UNI, 26-24, 16-25, 25-21, 25-16; Minnesota def. North Dakota St., 25-18, 25-14, 25-14; Hawaii def. Belmont, 25-19, 25-11, 25-16; Southern California def. San Diego, 21-25, 25-12, 25-19, 26-24; Middle Tenn. def. Miami (OH), 25-23, 23-25, 21-25, 30-28, 15-13; Purdue def. Louisville, 25-22, 21-25, 29-27, 23-25, 16-14; Florida def. Florida A&M, 25-20, 25-21, 25-15; Colorado St. def. FIU, 25-22, 21-25, 25-22, 25-19; Long Beach St. def. Pepperdine, 18-25, 25-23, 25-15, 25-18; Stanford def. Albany (NY), 25-9, 25-11, 25-21. **Second Round:** Penn St. def. Yale, 25-18, 25-11, 25-12; Western Mich. def. Tulane, 20-25, 25-21, 13-25, 25-19, 15-12; Illinois def. Cincinnati, 26-24, 25-20, 25-22; California def. New Mexico St., 25-23, 25-13, 21-25, 25-17; Washington def. Santa Clara, 25-19, 25-12, 25-21; Utah def. Clemson, 25-21, 26-24, 25-21; Michigan def. Saint Louis, 22-25, 25-19, 23-25, 25-20, 15-12; Nebraska def. UAB, 25-14, 25-15, 25-12; Texas def. Wichita St., 25-14, 25-18, 25-20; UCLA def. Duke, 25-16, 25-19, 25-17; Oregon def. North Carolina, 25-20, 24-26, 25-18, 25-19; Iowa St. def. Minnesota, 25-14, 26-24, 25-27, 25-19; Hawaii def. Southern California, 25-21, 25-18, 25-22; Purdue def. Middle Tenn., 25-18, 24-26, 25-18, 22-25, 15-8; Florida def. Colorado St., 25-21, 25-17, 25-23; Stanford def. Long Beach St., 25-15, 25-21, 25-15. **Regional Semifinals:** Penn St. def. Western Mich., 25-17, 25-12, 25-19; California def. Illinois, 25-22, 25-22, 25-22; Washington def. Utah, 25-16, 25-20, 25-16; Nebraska def. Michigan, 25-13, 25-16, 25-18; Texas def. UCLA, 25-11, 22-25, 25-21, 25-21; Iowa St. def. Oregon, 17-25, 11-25, 25-22, 25-22, 15-8; Hawaii def. Purdue, 18-25, 25-22, 25-23, 25-20; Stanford def. Florida, 25-14, 25-21, 25-21. **Regional Finals:** Penn St. def. California, 25-21, 25-21, 25-17; Nebraska def. Washington, 14-25, 23-25, 25-17, 26-24, 15-13; Texas def. Iowa St., 25-19, 25-19, 17-25, 25-12; Stanford def. Hawaii, 25-19, 25-9, 25-18. **Semifinals:** Penn St. def. Nebraska, 25-17, 25-18, 15-25, 22-25, 15-11; Stanford def. Texas, 20-25, 18-25, 25-15, 25-22, 15-13. **Championship:** Penn St. def. Stanford, 25-20, 26-24, 25-23.

2009 First Round: Penn St. def. Binghamton, 25-9, 25-13, 25-14; Penn def. Army, 18-25, 25-20, 25-18, 25-16; FIU def. Miami (FL), 25-16, 20-25, 22-25, 27-25, 15-11; Florida def. Col. of Charleston, 25-21, 25-17, 25-18; California def. Lipscomb, 25-15, 25-22, 25-9; Ohio St. def. Cincinnati, 25-20, 16-25, 25-15, 25-23; Baylor def. Georgia Tech, 25-17, 25-22, 25-22; UCLA def. Long Beach St., 25-20, 25-20, 25-16; Illinois def. IPFW, 25-16, 25-15, 25-12; Dayton def. Milwaukee, 25-17, 22-25, 25-20, 19-25, 15-9; Southern California def. Oklahoma, 25-21, 26-24, 25-20; Hawaii def. New Mexico, 25-22, 25-16, 25-21; Michigan def. Niagara, 25-4, 25-12, 25-15; Ohio def. Notre Dame, 23-25, 25-16, 20-25, 25-15,

15-7; St. Mary's (CA) def. UC Santa Barbara, 24-26, 22-25, 25-20, 25-14, 15-13; Stanford def. Long Island, 25-11, 25-15, 25-10; Florida St. def. Alabama A&M, 25-10, 25-19, 25-10; Jacksonville St. def. Florida A&M, 25-22, 18-25, 23-25, 25-20, 15-13; Kentucky def. Michigan St., 25-23, 25-23, 25-20; Oregon def. Clemson, 25-17, 25-21, 25-20; Minnesota def. Louisville, 25-20, 24-26, 26-24, 25-22; Tennessee def. Duke, 25-18, 25-23, 17-25, 25-12; Colorado St. def. Middle Tenn., 25-19, 16-25, 25-21, 17-25, 15-6; Washington def. Northern Colo., 25-27, 25-15, 25-22, 25-21; Iowa St. def. George Mason, 25-22, 25-13, 25-19; Wichita St. def. Saint Louis, 25-20, 25-21, 18-25, 25-16; UNI def. Washington St., 26-24, 25-21, 25-20; Nebraska def. Coastal Caro., 25-13, 25-18, 25-15; LSU def. Tulane, 25-15, 25-12, 25-15; Texas A&M def. Arizona, 18-25, 25-23, 25-21, 25-23; TCU def. Rice, 26-24, 25-13, 27-25; Texas def. Texas St., 25-16, 25-14, 25-14. **Second Round:** Penn St. def. Penn, 25-20, 25-17, 25-16; Florida def. FIU, 25-22, 25-15, 25-16; California def. Ohio St., 25-13, 18-25, 25-23, 25-20; Baylor def. UCLA, 25-23, 25-22, 29-31, 25-19; Illinois def. Dayton, 26-28, 25-8, 25-17, 25-18; Hawaii def. Southern California, 25-20, 25-18, 16-25, 27-25; Michigan def. Ohio, 30-32, 24-26, 25-13, 25-20, 25-13; Stanford def. St. Mary's (CA), 21-25, 25-21, 25-22, 24-26, 15-13; Florida St. def. Jacksonville St., 25-18, 26-24, 25-22; Kentucky def. Oregon, 25-20, 25-22, 25-17; Minnesota def. Tennessee, 25-15, 25-16, 25-18; Colorado St. def. Washington, 25-16, 25-22, 21-25, 25-19; Iowa St. def. Wichita St., 27-25, 25-21, 25-18; Nebraska def. UNI, 25-14, 25-17, 25-21; Texas A&M def. LSU, 18-25, 26-24, 23-25, 25-23, 15-10; Texas def. TCU, 25-15, 25-14, 25-18. **Regional Semifinals:** Penn St. def. Florida, 25-12, 25-18, 25-21; California def. Baylor, 26-24, 25-20, 25-17; Hawaii def. Illinois, 21-25, 25-10, 27-25, 25-16; Michigan def. Stanford, 25-18, 23-25, 25-22, 25-11; Florida St. def. Kentucky, 16-25, 26-24, 25-17, 19-25, 17-15; Minnesota def. Colorado St., 25-22, 29-27, 23-25, 25-18; Nebraska def. Iowa St., 25-11, 25-19, 25-22; Texas def. Texas A&M, 25-18, 25-18, 25-21. **Regional Finals:** Penn St. def. California, 25-18, 25-17, 25-22; Hawaii def. Michigan, 25-23, 25-19, 25-18; Minnesota def. Florida St., 25-20, 25-7, 18-25, 25-17; Texas def. Nebraska, 21-25, 25-18, 25-16, 25-17. **Semifinals:** Penn St. def. Hawaii, 23-25, 25-18, 25-15, 25-18; Texas def. Minnesota, 25-19, 25-20, 25-15. **Championship:** Penn St. def. Texas, 22-25, 20-25, 25-23, 25-21, 15-13.

2010 First Round: Florida def. South Carolina St., 25-7, 25-10, 25-12; Florida St. def. Ga. Southern, 25-20, 23-25, 25-22, 25-13; Louisville def. Middle Tenn., 25-22, 25-21, 25-17; Purdue def. Kentucky, 25-18, 24-26, 25-25, 25-18; Texas def. UTSA, 25-11, 25-18, 25-15; UCLA def. American, 26-28, 26-24, 23-25, 25-19, 15-11; Cincinnati def. Western Ky., 25-22, 28-26, 25-12; Illinois def. Austin Peay, 25-19, 25-19, 25-19; Missouri def. UNI, 25-19, 17-25, 26-24, 26-28, 15-10; Northwestern def. Arizona, 25-18, 25-20, 18-25, 25-20; Ohio def. Penn, 25-21, 27-25, 25-17; Duke def. High Point, 25-12, 25-20, 25-20; Tulsa def. LSU, 25-20, 25-15, 25-18; Oklahoma def. Wichita St., 29-27, 25-21, 25-14; Virginia Tech def. Delaware, 25-17, 25-23, 25-18; Penn St. def. Niagara, 25-12, 25-19, 25-15; Stanford def. Albany (NY), 25-12, 25-17, 25-15; Colorado St. def. Cal St. Fullerton, 19-25, 20-25, 25-12, 25-21, 15-12; Ohio St. def. Lipscomb, 25-22, 25-8, 22-25, 25-23; Dayton def. Butler, 25-17, 25-23, 25-11; Tennessee def. Alabama A&M, 25-11, 25-19, 25-16; Indiana def. Miami (FL), 19-25, 25-18, 25-13, 20-25, 15-9; Penn St. def. Long Beach St., 25-22, 30-28, 25-19; Southern California def. New Mexico, 25-19, 25-8, 25-18; California def. Utah St., 25-15, 25-11, 25-20; North Carolina def. Ole Miss, 25-20, 21-25, 25-18, 25-9; Creighton def. Iowa St., 27-25, 16-25, 25-23, 19-25, 15-11; Minnesota def. North Dakota St., 25-21, 25-21, 25-12; Hawaii def. Portland St., 25-13, 25-19, 25-8; Washington def. Michigan, 25-22, 25-17, 25-16; Auburn def. Missouri St., 25-15, 26-24, 27-25; Nebraska def. Sacred Heart, 25-12, 25-22, 25-11. **Second Round:** Florida def. Florida St., 20-25, 25-22, 22-25, 25-21, 17-15; Purdue def. Louisville, 26-24, 25-23, 18-25, 25-15; Texas def. UCLA, 25-23, 20-25, 25-18, 26-24; Illinois def. Cincinnati, 25-17, 25-17, 20-25, 25-21; Missouri def. Northwestern, 25-13, 22-25, 25-22, 25-20; Duke def. Ohio, 25-15, 17-25, 25-18, 17-25, 15-10; Oklahoma def. Tulsa, 25-13, 25-22, 26-28, 20-25, 19-9; Penn St. def. Virginia Tech, 25-22, 25-22, 25-13; Stanford def. Colorado St., 28-26, 25-13, 25-15; Ohio St. def. Dayton, 25-22, 25-22, 17-25, 24-26, 16-14; Indiana def. Tennessee, 18-25, 25-21, 20-25, 27-25, 15-13; Southern California def. San Diego, 25-15, 25-20, 22-25, 31-29; California def. North Carolina, 25-13, 25-18, 25-18; Minnesota def. Creighton, 25-19, 30-28, 25-20; Washington def. Hawaii, 25-17, 25-11, 25-23; Nebraska def. Auburn, 25-10, 25-17, 25-15. **Regional Semifinals:** Purdue def. Florida, 28-26, 25-15, 25-19; Texas def. Illinois, 19-25,

26-24, 18-25, 25-14, 15-11; Duke def. Missouri, 25-19, 21-25, 25-19, 25-22; Penn St. def. Oklahoma, 25-23, 25-23, 25-15; Stanford def. Ohio St., 25-21, 24-26, 25-19, 25-18; Southern California def. Indiana, 25-18, 25-21, 25-20; California def. Minnesota, 26-24, 25-23, 25-23; Washington def. Nebraska, 25-16, 20-25, 25-21, 29-27. **Regional Finals:** Texas def. Purdue, 18-25, 25-16, 25-15, 27-25; Penn St. def. Duke, 25-19, 25-18, 23-25, 25-17; Southern California def. Stanford, 20-25, 25-17, 22-25, 26-24, 16-14; California def. Washington, 25-21, 25-20, 25-14. **Semifinals:** Penn St. def. Texas, 25-13, 25-13, 25-22; California def. Southern California, 25-14, 25-17, 25-20. **Championship:** Penn St. def. California, 25-20, 27-25, 25-20.

2011 First Round: Texas def. Texas St., 25-15, 25-23, 25-15; Michigan St. def. Arizona, 18-25, 25-17, 25-20, 25-21; Kentucky def. Dayton, 25-20, 16-25, 22-25, 25-15, 16-14; Texas A&M def. Lipscomb, 25-16, 25-16, 12-25, 25-22; UCLA def. Md-East. Shore, 25-12, 25-12, 25-9; San Diego def. Long Beach St., 23-25, 26-24, 25-19, 25-21; Delaware def. American, 17-25, 25-22, 25-22, 25-23; Penn St. def. Liberty, 25-16, 25-16, 25-16; Purdue def. Morehead St., 25-16, 25-15, 25-23; Louisville def. Ball St., 25-22, 25-15, 25-20; Cincinnati def. Samford, 25-17, 22-25, 25-16, 23-25, 15-9; Florida St. def. Albany (NY), 25-15, 25-11, 25-23; Minnesota def. North Dakota St., 25-17, 25-21, 26-24; Washington def. Western Mich., 25-13, 20-25, 25-22, 25-16; Miami (FL) def. Northern Ill., 25-17, 21-25, 25-12, 26-24; Iowa St. def. Milwaukee, 25-19, 25-23, 25-23; Illinois def. Central Mich., 25-16, 25-22, 25-18; Marquette def. Western Ky., 25-21, 22-25, 26-24, 25-23; Ohio St. def. Middle Tenn., 25-23, 25-27, 25-21, 25-18; Tennessee def. Duke, 25-15, 23-25, 25-19, 25-16; Stanford def. Sacred Heart, 25-14, 23-25, 25-22, 25-11; Michigan def. Baylor, 22-25, 25-11, 29-27, 25-17; Florida def. Missouri, 23-25, 25-16, 25-20, 25-16; UNL def. Niagara, 25-16, 25-13, 25-17; Southern California def. Yale, 25-13, 25-13, 25-18; Tulsa def. Oklahoma, 25-22, 18-25, 25-22, 25-19; Colorado St. def. Oregon, 24-26, 25-21, 25-21, 15-25, 15-10; Hawaii def. Northern Colo., 25-21, 25-15, 25-15; Pepperdine def. Missouri St., 25-22, 25-21, 25-16; North Carolina def. California, 25-17, 16-25, 23-25, 25-17, 15-9; Kansas St. def. Wichita St., 25-18, 25-22, 25-17; Nebraska def. Jackson St., 25-10, 25-16, 25-13.

Second Round: Texas def. Michigan St., 25-11, 25-18, 25-22; Kentucky def. Texas A&M, 25-18, 25-21, 25-19; UCLA def. San Diego, 25-16, 25-15, 22-25, 25-17; Penn St. def. Delaware, 25-12, 25-9, 25-18; Purdue def. Louisville, 25-14, 26-28, 25-11, 25-16; Florida St. def. Cincinnati, 25-23, 16-25, 25-20, 20-25, 15-13; Minnesota def. Washington, 18-25, 20-25, 25-17, 25-21, 15-11; Iowa St. def. Miami (FL), 25-21, 25-10, 25-14; Illinois def. Marquette, 25-13, 25-23, 25-22; Ohio St. def. Tennessee, 23-25, 25-21, 25-23, 22-25, 15-12; Michigan def. Stanford, 20-25, 25-17, 25-18, 25-20; Florida def. UNL, 16-25, 25-14, 25-14, 25-22; Southern California def. Tulsa, 25-10, 25-20, 25-19; Hawaii def. Colorado St., 22-25, 25-22, 25-16, 25-18; Pepperdine def. North Carolina, 25-20, 25-22, 25-22; Kansas St. def. Nebraska, 25-22, 22-25, 31-29, 22-25, 15-11. **Regional Semifinals:** Texas def. Kentucky, 25-23, 22-25, 27-25, 25-23; UCLA def. Penn St., 25-20, 25-22, 25-21; Florida St. def. Purdue, 25-23, 21-25, 25-20, 25-19; Iowa St. def. Minnesota, 18-25, 25-23, 25-15, 31-29; Illinois def. Ohio St., 23-25, 26-24, 25-23, 25-19; Florida def. Michigan, 25-21, 25-13, 27-25; Southern California def. Hawaii, 19-25, 29-27, 19-25, 25-23, 15-12; Pepperdine def. Kansas St., 25-18, 25-12, 25-23. **Regional Finals:** UCLA def. Texas, 19-25, 25-22, 25-22, 25-21; Florida St. def. Iowa St., 25-21, 23-25, 25-20, 19-25, 15-11; Illinois def. Florida, 25-22, 23-25, 25-14, 25-20; Southern California def. Pepperdine, 25-16, 26-28, 19-25, 25-19, 15-10. **Semifinals:** Illinois def. Southern California, 25-27, 25-18, 25-22, 18-25, 15-10; UCLA def. Florida St., 25-16, 25-17, 25-21. **Championship:** UCLA def. Illinois, 25-23, 23-25, 26-24, 25-16.



NCAA VOLLEYBALL

Team Champions

Team Champions.....	80
---------------------	----



1981 CHAMPIONSHIP MATCH, Dec. 20 at Los Angeles

SOUTHERN CALIFORNIA 3, UCLA 2



1981 Southern California — Front Row (L-R): Leslie Nelson, Suzette Lee, Karen Olson, Nicole Pankopf. Middle Row (L-R): Katie McGarrey, Dana Smith, Kim Ruddins, Lori Uranich. Back Row (L-R): Head Coach Chuck Erbe, Cathy Stukel, Tauna Vandeweghe, Margaret Grant, Anna Maria Lopez, Assistant Coach Steve George.

Southern California

No.	Name	SP	K	E	TA	PCT	A	SA	SE	RE	DIG	BS	BA	BE	BHE
2	Katie McGarrey.....	5	21	4	37	.459	---	1	2	3	0	0	4	0	1
4	Dana Smith.....	5	19	8	41	.268	---	0	2	1	1	1	4	1	1
5	Cathy Stukel.....	5	5	4	24	.042	---	2	0	0	2	3	4	2	1
8	Margaret Grant.....	5	10	8	32	.063	---	0	0	3	1	0	0	0	0
11	Karen Olson.....	5	1	1	2	.000	---	0	0	3	1	0	0	0	0
13	Tauna Vandeweghe.....	5	13	3	24	.417	---	0	0	2	0	0	7	2	1
3	Kim Ruddins.....	1	0	0	0	.000	---	0	0	0	0	0	0	0	0
6	Anna Maria Lopez.....	5	14	5	35	.257	---	1	1	2	2	1	2	1	1
	Totals.....	5	83	33	195	.256	---	4	6	16	9	7	26	6	5

TEAM ATTACKS PER SET

TOTAL TEAM BLOCKS: 20.0

Set	K	E	TA	Pct.
1	14	5	32	.281
2	14	5	28	.321
3	12	7	35	.143
4	29	13	74	.216
5	14	3	26	.423

SET SCORES

	1	2	3	4	5
Southern California	9	15	10	15	15
UCLA	15	7	15	13	7

TEAM RECORDS

Southern California	27-10
UCLA	34-11

UCLA

No.	Name	SP	K	E	TA	PCT	A	SA	SE	RE	DIG	BS	BA	BE	BHE
21	Linda Robertson.....	5	19	11	46	.174	---	0	3	3	4	2	2	0	0
31	Patty Orozco.....	5	17	10	42	.167	---	1	3	1	1	1	3	1	0
33	Kathy Herse.....	5	8	3	15	.333	---	0	2	0	4	1	0	2	0
36	Cammy Chalmers.....	5	11	2	35	.258	---	3	0	1	1	1	7	0	0
38	Stacy Brittain.....	5	6	2	12	.333	---	0	1	0	2	0	2	1	4
40	Jeanne Beauprey.....	5	12	8	40	.100	---	1	1	0	3	0	3	0	1
18	Suzie Crone.....	2	0	1	2	-.500	---	1	2	0	1	0	0	0	1
37	Merja Connolly.....	5	4	0	9	.444	---	4	1	0	1	0	3	2	0
42	Coleen Koop.....	5	2	2	11	.000	---	0	0	0	0	0	0	0	0
	Totals.....	5	79	39	212	.189	---	10	13	5	17	5	20	6	6

TEAM ATTACKS PER SET

TOTAL TEAM BLOCKS: 15.0

Set	K	E	TA	Pct.
1	19	5	42	.333
2	16	9	39	.179
3	12	5	29	.241
4	25	9	70	.229
5	7	11	32	-.125

1982 CHAMPIONSHIP MATCH, Dec. 19 at Stockton, Calif.

HAWAII 3, SOUTHERN CALIFORNIA 2



1982 Hawaii — Front Row (L-R): Niuli'i Heine, Ohua Mahoe, Kris Pulaski, Missy Yomes, Marcie Wurts, Kori Pulaski, Joyce Kaapuni. Back Row (L-R): Head Coach Dave Shoji, Graduate Assistant Diane Sebastian, Sista Palakiko, Candy Kane, Lisa Strand, Susan Hlavenka, Deitre Collins, Lee Ann Pestana, Graduate Assistant Nahaku Brown, Assistant Coach Dean Nowack.

Southern California

No.	Name	SP	K	E	TA	PCT	A	SA	SE	RE	DIG	BS	BA	BE	BHE
3	Kim Ruddins	5	6	2	13	.308	--	1	0	0	0	0	6	2	3
4	Dana Smith	5	29	10	61	.311	--	1	1	1	1	0	3	2	0
6	Janice Johnson	5	8	5	28	.107	--	3	2	5	0	2	7	2	0
8	Margaret Grant	5	11	5	33	.091	--	3	3	2	0	0	6	0	1
10	Tracy Clark	5	32	13	85	.221	--	2	0	1	3	0	4	4	0
11	Leslie Devereaux	5	4	5	18	-.056	--	0	2	2	1	1	7	0	2
1	Lisa Niedringhaus	1	0	0	0	.000	--	0	0	0	0	0	0	0	0
Totals		5	90	40	238	.210	--	10	8	11	5	3	33	10	6

TEAM ATTACKS PER SET

TOTAL TEAM BLOCKS: 19.5

Set	K	E	TA	Pct.
1	16	10	49	.122
2	21	2	45	.422
3	16	8	40	.200
4	19	12	60	.083
5	18	8	44	.227

SET SCORES

	1	2	3	4	5
Southern California	16	15	13	10	12
Hawaii	14	9	15	15	15

TEAM RECORDS

Southern California	26-8
Hawaii	33-1

Hawaii

No.	Name	SP	K	E	TA	PCT	A	SA	SE	RE	DIG	BS	BA	BE	BHE
2	Missy Yomes	5	19	8	45	.244	--	2	1	2	2	0	2	1	0
4	Kris Pulaski	5	1	2	13	-.077	--	2	3	0	1	0	0	0	1
5	Lisa Strand	5	16	9	45	.156	--	2	1	1	1	2	1	1	0
7	Kori Pulaski	5	23	5	66	.273	--	0	2	4	3	0	0	0	0
9	Joyce Kaapuni	5	9	9	36	.000	--	1	1	0	5	1	0	0	1
11	Deitre Collins	5	25	10	55	.273	--	3	4	4	5	6	1	3	0
6	Lee Ann Pestana	5	3	1	8	.250	--	0	0	0	0	0	0	0	1
8	Marcie Wurts	1	0	0	0	.000	--	0	0	0	1	0	0	0	0
11	Candy Kane	1	0	0	0	.000	--	1	1	0	0	0	0	0	0
14	Sista Palakiko	1	1	0	1	1.000	--	0	0	0	1	0	0	0	0
Totals		5	97	44	269	.197	--	11	13	11	19	9	4	5	3

TEAM ATTACKS PER SET

TOTAL TEAM BLOCKS: 11.0

Set	K	E	TA	Pct.
1	18	11	58	.121
2	19	12	57	.123
3	18	6	46	.261
4	20	8	51	.235
5	22	7	58	.259

1983 CHAMPIONSHIP MATCH, Dec. 19 at Lexington, Ky.

HAWAII 3, UCLA 0



1983 Hawaii — Front Row (L-R): Joyce Kaapuni, Kori Pulaski, Missy Yomes, Kris Pulaski, Naomi Higa, Marcie Wurts, Athletic Trainer Melody Toth. Back Row (L - R): Head Coach Dave Shoji, Debbie Black, Susan Hlavenka, Lisa Strand, Pam Lawrence, Deitre Collins, Sista Palakiko, Lee Ann Pestana, Graduate Assistant Diane Sebastian, Assistant Coach Dean Nowack.

Hawaii

No.	Name	GP	K	E	TA	PCT	A	SA	SE	RE	DIG	BS	BA	BE	BHE
2	Missy Yomes	3	5	5	19	.000	--	0	1	0	1	0	0	0	0
4	Kris Pulaski	3	2	0	7	.286	--	2	1	0	11	0	1	0	0
5	Lisa Strand	3	3	3	8	.000	--	0	2	1	10	1	2	1	0
7	Kori Pulaski	3	8	5	27	.111	--	0	1	0	10	0	1	0	1
9	Joyce Kaapuni	3	10	0	15	.667	--	4	2	0	16	1	0	0	0
11	Deitre Collins	3	16	4	39	.308	--	1	2	0	3	6	2	0	0
6	Lee Ann Pestana	1	1	0	1	1.000	--	0	0	0	1	0	0	0	0
8	Marcie Wurts	3	5	2	15	.200	--	1	0	0	14	0	1	0	0
Totals		3	50	19	131	.237	--	8	10	1	69	8	7	2	1

TEAM ATTACKS PER SET

Set	K	E	TA	Pct.
1	15	8	44	.159
2	9	4	26	.192
3	26	7	61	.311

TOTAL TEAM BLOCKS: 11.5

SET SCORES	1	2	3	TEAM RECORDS
Hawaii	15	15	15	34-2
UCLA	13	4	10	44-6

UCLA

No.	Name	SP	K	E	TA	PCT	A	SA	SE	RE	DIG	BS	BA	BE	BHE
21	Liz Masakayan	3	15	7	35	.229	--	0	0	3	8	0	0	0	0
31	Patty Orozco	3	10	8	30	.067	--	0	1	0	8	1	4	0	0
32	Dawn Kenny	3	4	3	14	.071	--	0	1	1	4	0	5	1	0
35	Lori Zeno	3	2	4	7	-.285	--	0	0	0	1	0	0	0	0
37	Merja Connolly	3	4	2	12	.167	--	0	1	3	7	1	1	2	0
46	Michelle Boyette	3	4	2	15	.133	--	1	1	0	9	0	1	0	0
34	Tracy Sayring	1	0	0	1	.000	--	0	0	0	6	0	0	0	1
38	Leslie Brewer	3	6	0	8	.750	--	0	0	0	0	0	0	0	0
44	Sheila Cornell	1	0	0	0	.000	--	0	1	1	0	0	0	0	0
Totals		3	45	26	122	.156	--	1	5	8	43	2	11	3	1

TEAM ATTACKS PER SET

Set	K	E	TA	Pct.
1	14	11	44	.068
2	6	8	21	-.095
3	25	7	57	.316

TOTAL TEAM BLOCKS: 7.5

1984 CHAMPIONSHIP MATCH, Dec. 16 at Los Angeles

UCLA 3, STANFORD 2



1984 UCLA — Front Row (L-R): Julie Barnes, Leslie Brewer, Lisa Ettesvold, Stacy Buck, Katie McGarrey, Dawn Kenny, Wendy Fletcher, Liz Masakayan. Middle Row (L-R): Vickie Wethered, Susie Taylor, Kara McGuinness, Merja Connolly, Michelle Boyette, Tracy Sayring, Mora Kanim. Back Row (L-R): Graduate Assistant Coach Patty Orozco, Assistant Coach Lisa Rapoport, Head Coach Andy Banachowski, Assistant Coach Greg Giovanazzi, Graduate Assistant Coach Cammy Chalmers, Trainer Lorita Graner.

UCLA

No.	Name	SP	K	E	TA	PCT	A	SA	SE	RE	DIG	BS	BA	BE	BHE
21	Liz Masakayan	5	32	13	71	.268	4	0	2	2	24	1	0	0	0
32	Dawn Kenny	5	7	4	28	.116	1	0	1	0	6	0	5	0	0
37	Merja Connolly	5	22	8	53	.264	3	1	0	3	17	2	4	0	0
38	Leslie Brewer	5	11	2	24	.375	1	0	0	0	3	0	4	2	1
42	Katie McGarrey	5	20	6	56	.250	2	1	0	1	20	0	1	1	0
46	Michelle Boyette	5	11	2	23	.391	81	1	2	0	18	0	2	0	5
18	Julie Barnes	5	0	0	0	.000	5	1	3	0	12	0	0	0	0
20	Lisa Ettesvold	3	3	2	6	.167	0	1	2	0	3	0	0	0	0
22	Kara McGuinness	2	0	0	2	.000	0	0	1	0	3	0	2	0	0
33	Stacy Buck	1	0	0	0	.000	0	0	0	0	0	0	0	0	0
40	Wendy Fletcher	3	2	4	10	-.200	1	2	0	0	0	0	0	0	0
Totals		5	108	41	273	.245	98	7	11	6	106	3	18	3	6

TEAM ATTACKS PER SET

TOTAL TEAM BLOCKS: 12.0

Set	K	E	TA	Pct.
1	26	10	60	.267
2	18	11	51	.137
3	21	4	47	.362
4	26	8	62	.290
5	17	8	53	.170

SET SCORES

	1	2	3	4	5
UCLA	15	7	15	9	15
Stanford	12	15	10	15	13

TEAM RECORDS

UCLA	33-6
Stanford	20-5

Stanford

No.	Name	SP	K	E	TA	PCT	A	SA	SE	RE	DIG	BS	BA	BE	BHE
2	Barbra Fontana	5	15	6	43	.209	2	3	0	0	8	1	0	0	0
8	Wendi Rush	5	6	3	26	.115	27	0	0	0	14	0	2	0	1
9	Deidra Dvorak	5	2	1	9	.111	46	2	0	0	12	0	7	1	2
14	Bobbi Broer	5	22	1	38	.553	1	0	4	0	11	1	3	1	1
15	Susan Compton	5	16	7	56	.161	1	0	0	1	20	0	1	0	0
16	Kim Oden	5	17	7	41	.244	1	2	4	2	13	6	7	4	1
3	Terri Bryson	5	0	0	0	.000	0	0	0	2	2	0	0	0	0
18	Teresa Smith	3	10	5	24	.208	0	0	1	2	6	0	0	0	0
Totals		5	88	30	237	.245	78	7	9	7	86	8	20	6	5

TEAM ATTACKS PER SET

TOTAL TEAM BLOCKS: 18.0

Set	K	E	TA	Pct.
1	21	3	53	.340
2	18	7	46	.239
3	17	8	45	.200
4	18	3	46	.326
5	14	9	47	.106

1985 CHAMPIONSHIP MATCH, Dec. 22 at Kalamazoo, Mich.

PACIFIC 3, STANFORD 1



1985 Pacific—Front Row (L-R): Volunteer Assistant Coach Mike Jones, Leona Bielefeld, Teri McGrath, Mary Miller, Elaina Oden, Therese Boyle, Janet Wolfe, Assistant Coach Steve Lowe. Back Row (L-R): Assistant Coach Perri Hankins, Andrea Redick, Liz Hert, Brooke Herrington, Head Coach John Dunning, Andrea Markel, Dorothy Hert, Julie Maginot, Athletic Trainer Debbie O'Sullivan.

Pacific

No.	Name	SP	K	E	TA	PCT	A	SA	SE	RE	DIG	BS	BA	BE	BHE
1	Julie Maginot	4	12	1	45	.244	2	2	0	1	8	0	2	1	--
2	Elaina Oden	4	24	2	55	.400	2	3	1	1	15	0	4	2	--
5	Therese Boyle	4	16	1	35	.429	5	1	1	1	4	0	2	0	--
6	Teri McGrath	4	20	1	32	.594	3	1	0	1	17	0	3	0	--
11	Liz Hert	4	2	4	10	-.200	71	2	2	0	8	0	4	1	--
12	Dorothy Hert	4	4	3	17	.059	0	1	2	0	13	0	4	1	--
3	Andrea Redick	2	0	0	0	.000	0	0	0	1	2	0	0	0	--
4	Mary Miller	4	4	1	6	.500	0	0	0	0	2	0	3	0	--
22	Brooke Herrington	4	5	1	9	.444	1	0	0	1	1	0	0	1	--
Totals		4	87	14	209	.349	84	10	6	6	70	0	22	6	--

TEAM ATTACKS PER SET

TOTAL TEAM BLOCKS: 11.0

Set	K	E	TA	Pct.
1	31	2	75	.387
2	15	2	29	.448
3	26	6	60	.330
4	15	4	45	.244

SET SCORES

	1	2	3	4
Pacific	15	15	15	15
Stanford	17	7	12	13

TEAM RECORDS

Pacific	36-3
Stanford	28-3

Stanford

No.	Name	SP	K	E	TA	PCT	A	SA	SE	RE	DIG	BS	BA	BE	BHE
2	Barbra Fontana	4	22	12	51	.196	1	2	0	2	19	0	1	2	--
6	Amy Hayes	4	8	5	25	.120	3	1	0	1	20	0	3	0	--
8	Wendi Rush	4	6	0	9	.667	69	1	0	0	16	0	3	0	--
11	Nancy Reno	4	9	3	26	.231	0	0	2	0	9	0	3	2	--
16	Kim Oden	4	27	4	57	.404	2	2	0	0	8	1	7	2	--
18	Teresa Smith	4	15	5	32	.313	3	0	1	3	7	0	3	0	--
3	Terri Bryson	1	0	0	0	.000	0	0	0	0	2	0	0	0	--
4	Brook Binley	1	0	0	0	.000	0	0	0	0	1	0	0	0	--
5	Brooke Hahner	3	1	2	5	-.200	0	0	0	0	0	0	0	0	--
Totals		4	88	31	205	.278	78	6	3	6	82	1	20	6	--

TEAM ATTACKS PER SET

TOTAL TEAM BLOCKS: 11.0

Set	K	E	TA	Pct.
1	31	6	58	.431
2	14	9	37	.135
3	28	10	68	.265
4	15	6	42	.262

1986 CHAMPIONSHIP MATCH, Dec. 20 at Stockton, Calif.

PACIFIC 3, NEBRASKA 0



1986 Pacific — Front Row (L-R): Janet Wolfe, Liz Hert, Katie Harper, Dorothy Hert, Andrea Redick, Brooke Herrington, Pam Lance, Leona Bielefeld. Back Row (L-R): Graduate Assistant Coach Cathy Lumb, Assistant Coach Mike Jones, Elaina Oden, Teri McGrath, Head Coach John Dunning, Cathey Scotlan, Mary Miller, Assistant Coach Perri Hankins, Athletic Trainer Gayle Matsuura.

Nebraska

No.	Name	SP	K	E	TA	PCT	A	SA	SE	RE	DIG	BS	BA	BE	BHE
1	Tisha Delaney.....	3	1	5	9	-.444	36	1	0	0	8	0	1	2	--
2	Lori Endicott.....	3	4	0	10	.400	1	0	2	0	15	0	0	1	--
3	Enid Schonewise.....	3	13	3	32	.312	0	0	1	1	6	1	0	1	--
6	Angie Millikin.....	3	1	0	2	.500	0	1	2	0	7	0	0	0	--
10	Kathi DeBoer.....	3	3	5	19	-.105	0	0	1	0	4	0	1	1	--
13	Karen Dahlgren.....	3	10	9	42	.024	2	1	1	0	3	0	2	1	--
14	Virginia Stahr.....	3	5	5	15	.000	0	0	2	1	5	0	0	1	--
7	DeLisa DeBolt.....	1	0	0	0	.000	0	0	0	0	0	0	0	0	--
9	Sue Hansen.....	2	0	0	0	.000	0	1	1	0	0	0	0	0	--
12	Barb Young.....	3	0	0	0	.000	0	0	0	0	1	0	0	0	--
Totals.....		3	37	27	129	.078	39	4	10	2	49	1	4	7	--

TEAM ATTACKS PER SET

TOTAL TEAM BLOCKS: 3.0

Set	K	E	TA	Pct.
1	20	7	54	.241
2	8	8	28	.000
3	14	12	53	.038

SET SCORES

	1	2	3
Nebraska	12	4	4
Pacific	15	15	15

TEAM RECORDS

Nebraska	29-6
Pacific	39-3

Pacific

No.	Name	SP	K	E	TA	PCT	A	SA	SE	RE	DIG	BS	BA	BE	BHE
2	Elaina Oden.....	3	13	3	20	.500	0	0	0	0	14	0	0	0	--
4	Mary Miller.....	3	5	1	18	.222	0	1	0	2	7	4	1	0	--
6	Teri McGrath.....	3	14	6	27	.296	2	0	1	1	7	1	1	1	--
11	Liz Hert.....	3	4	1	9	.333	45	0	1	1	8	0	0	0	--
12	Dorothy Hert.....	3	11	5	22	.273	0	1	2	0	9	1	0	0	--
22	Brooke Herrington.....	3	9	2	23	.304	0	0	0	0	10	2	0	0	--
3	Andrea Redick.....	3	0	1	1	-1.000	0	0	0	0	4	0	0	0	--
14	Leona Bielefeld.....	1	0	0	0	.000	0	0	0	0	0	0	0	0	--
Totals.....		3	56	19	120	.308	47	2	4	4	59	8	2	1	--

TEAM ATTACKS PER SET

TOTAL TEAM BLOCKS: 9.0

Set	K	E	TA	Pct.
1	23	9	51	.275
2	12	2	18	.556
3	21	7	49	.286

1987 CHAMPIONSHIP MATCH, Dec. 19 at Indianapolis

HAWAII 3, STANFORD 1



1987 Hawaii — Front Row (L-R): Jaime Paet, Leeana Merriweather, Mahina Eleneki, Reydan Ahuna, Karrie Trieschman, Tee Williams, (unidentified person). Back Row (L-R): Athletic Trainer Melody Toth, Manager Kepa Cummings, Suzanne Eagye, Diana Jessie, Martina Cincerova, Head Coach Dave Shoji, Assistant Coach Dean Nowack, Jami Long, Statistician Alan Lau.

Hawaii

No.	Name	SP	K	E	TA	PCT	A	SA	SE	RE	DIG	BS	BA	BE	BHE
1	Tee Williams	4	21	4	44	.386	1	0	1	0	13	1	1	1	--
2	Mahina Eleneki	4	7	0	25	.280	0	0	0	0	14	0	2	0	--
6	Martina Cincerova	4	2	0	7	.286	44	0	1	0	17	0	2	0	--
8	Reydan Ahuna	4	7	1	25	.240	2	0	0	2	11	0	3	0	--
9	Suzanne Eagye	4	10	4	31	.194	0	0	0	0	12	3	9	1	--
15	Diana Jessie	4	13	8	52	.096	0	1	2	0	15	0	4	1	--
4	Jaime Paet	3	0	0	0	.000	0	0	0	0	4	0	0	0	--
5	Karrie Trieschman	1	1	0	2	.500	0	0	0	0	0	0	1	0	--
12	Jami Long	1	0	0	0	.000	0	0	0	0	0	0	0	0	--
Totals		4	61	17	186	.237	47	1	4	2	86	4	22	3	--

TEAM ATTACKS PER SET

Set	K	E	TA	Pct.
1	14	4	62	.161
2	15	4	36	.306
3	22	7	67	.224
4	10	2	21	.381

TOTAL TEAM BLOCKS: 15.0

SET SCORES	1	2	3	4	TEAM RECORDS
Hawaii	15	15	9	15	37-2
Stanford	10	10	15	1	29-7

Stanford

No.	Name	SP	K	E	TA	PCT	A	SA	SE	RE	DIG	BS	BA	BE	BHE
6	Amy Hayes	4	12	1	36	.306	0	0	1	0	12	0	1	0	--
8	Wendi Rush	4	3	2	8	.125	48	1	2	0	9	0	0	0	--
11	Nancy Reno	4	11	5	41	.146	0	0	1	0	14	1	3	1	--
13	Laura Olesen	4	11	2	30	.300	1	0	4	0	11	0	3	1	--
18	Teresa Smith	4	14	6	39	.205	0	1	3	0	29	1	1	0	--
22	Lara Asper	4	6	3	21	.143	5	0	0	0	10	0	2	0	--
4	Karen Anderson	2	4	4	23	.000	0	0	0	1	0	0	0	0	--
7	Jenny Chaffee	3	0	0	0	.000	0	0	0	0	5	0	2	0	--
Totals		4	61	23	198	.192	54	2	11	1	90	2	12	2	--

TEAM ATTACKS PER SET

Set	K	E	TA	Pct.
1	18	4	67	.209
2	18	6	38	.316
3	22	4	63	.286
4	3	9	30	-.200

TOTAL TEAM BLOCKS: 8.0

1988 CHAMPIONSHIP MATCH, Dec. 17 at Minneapolis

TEXAS 3, HAWAII 0



1988 Texas — Front Row (L-R): Cindy Williamson, Sue Schelfhout, Dagmara Szyszczak, Shawn Caver, Yvette Bradley. Second Row (L-R): Nikki Busch, Katie Salen, Denise Niles, Annette Garza, Missy Kurt. Back Row (L-R): Quandalyn Harrell, Stacie Nichols, Anissa Hauser, Dawn Davenport, Kimberly Komula, Janine Gremmel.

Hawaii

No.	Name	SP	K	E	TA	PCT	A	SA	SE	RE	DIG	BS	BA	BE	BHE
1	Tee Williams	3	28	8	50	.400	0	0	1	1	4	0	1	0	--
5	Karrie Trieschman	3	11	6	27	.185	0	0	1	0	1	0	3	0	--
6	Martina Cincerova	3	1	1	6	.000	50	0	0	0	13	0	3	0	--
9	Anna Vorwerk	3	5	7	27	-.074	1	1	0	0	12	0	2	0	--
10	Mary Robins	3	3	0	8	.375	1	1	0	1	6	0	0	0	--
11	Carolyn Taatafa	3	10	9	40	.025	0	0	2	1	17	1	1	1	--
2	Maile Golden	3	0	0	0	.000	0	0	0	1	2	0	0	0	--
3	Deanna Dunstone	3	1	0	1	1.000	0	0	0	0	0	0	0	0	--
4	Jaime Paet	1	0	0	0	.000	0	0	0	0	0	0	0	0	--
7	Laura Phillips	3	0	0	0	.000	0	0	0	0	2	0	0	0	--
14	Tani Nishida	2	1	1	2	.000	0	0	0	0	0	0	0	0	--
Totals		3	60	32	161	.174	52	2	4	4	57	1	10	1	--

TEAM ATTACKS PER SET

TOTAL TEAM BLOCKS: 6.0

Set	K	E	TA	Pct.
1	15	7	35	.228
2	20	13	59	.119
3	25	12	67	.194

SET SCORES	1	2	3	TEAM RECORDS
Hawaii	4	14	13	33-3
Texas	15	16	15	34-5

Texas

No.	Name	SP	K	E	TA	PCT	A	SA	SE	RE	DIG	BS	BA	BE	BHE
1	Dagmara Szyszczak	3	16	2	32	.438	2	2	1	1	13	0	1	0	--
2	Quandalyn Harrell	3	9	7	25	.080	0	0	0	0	2	2	2	2	--
10	Sue Schelfhout	3	2	0	8	.250	51	0	0	0	9	0	4	0	--
12	Stacie Nichols	3	9	1	19	.421	0	1	0	0	6	0	2	0	--
15	Dawn Davenport	3	17	5	42	.286	0	0	0	0	14	2	6	0	--
17	Katie Salen	3	5	4	21	.040	1	0	1	0	16	0	1	0	--
6	Annette Garza	3	1	0	0	.000	0	0	0	0	0	0	0	0	--
7	Janine Gremmel	3	3	0	8	.375	1	1	1	1	9	0	0	0	--
Totals		3	61	19	155	.271	55	4	3	2	69	4	16	2	--

TEAM ATTACKS PER SET

TOTAL TEAM BLOCKS: 12.0

Set	K	E	TA	Pct.
1	17	2	37	.405
2	21	10	56	.196
3	23	7	62	.258

1989 CHAMPIONSHIP MATCH, Dec. 16 at Honolulu

LONG BEACH ST. 3, NEBRASKA 2



1989 Long Beach St. — Front Row (L-R): Antoinette White, Sabrina Hernandez, Cheryl Stephens, Debbie Steele, Christine Romero. Middle Row (L-R): Sheri Sanders, Merilee Conway, Krissee Sether, Terri Smith. Back Row (L-R): Teresa Dahlberg, Sherri Thormahlen, Trisonya Thompson, Tara Cross, Vicki Pullins, Alicia Mills.

Long Beach St.

No.	Name	SP	K	E	TA	PCT	A	SA	SE	RE	DIG	BS	BA	BE	BHE
5	Sheri Sanders	3	3	0	4	.750	29	0	0	0	10	0	2	2	1
6	Trisonya Thompson	3	4	2	10	.200	0	0	0	0	6	0	3	0	0
7	Antoinette White	3	7	5	19	.105	3	0	0	0	7	0	1	0	0
13	Christine Romero	3	4	1	8	.375	3	0	0	2	6	0	4	0	1
14	Tara Cross	3	20	2	34	.529	2	1	2	0	8	1	1	0	0
15	Vicki Pullins	3	4	2	7	.286	0	0	0	0	0	1	5	0	0
10	Sherri Thormahlen	3	0	0	0	.000	1	2	0	1	5	0	0	0	0
	Totals	3	42	12	82	.366	38	3	2	3	42	2	16	2	2

TEAM ATTACKS PER SET

Set	K	E	TA	Pct.
1	17	5	34	.353
2	8	0	13	.615
3	17	7	35	.285

TOTAL TEAM BLOCKS: 10.0

SET SCORES	1	2	3	TEAM RECORDS
Long Beach St.	15	15	15	32-5
Nebraska	12	0	6	29-4

Nebraska

No.	Name	SP	K	E	TA	PCT	A	SA	SE	RE	DIG	BS	BA	BE	BHE
1	Val Novak	3	3	0	4	.750	23	2	1	0	3	0	1	0	0
4	Carla Baker	3	3	1	5	.400	0	0	0	0	2	0	0	0	0
7	Eileen Shannon	3	11	6	31	.161	0	0	1	0	6	2	0	0	0
14	Virginia Stahr	3	2	2	11	.000	1	0	1	0	4	0	1	0	0
17	Janet Kruse	3	2	8	22	-.273	1	0	1	1	2	0	2	0	0
25	Cris Hall	3	9	11	27	-.074	1	1	2	2	4	0	0	0	0
2	Stephanie Thater	2	0	1	1	-1.000	0	0	0	0	0	0	0	0	0
3	Becky Bolli	3	0	0	0	.000	1	0	1	0	1	0	0	0	0
8	Debbie Brand	1	0	0	0	.000	0	0	0	0	0	0	0	0	0
22	Valerie Vermeulen	1	0	1	1	-1.000	0	0	0	0	0	0	0	0	0
	Totals	3	30	30	102	.000	27	3	7	3	22	2	4	0	0

TEAM ATTACKS PER SET

Set	K	E	TA	Pct.
1	16	10	44	.136
2	5	11	28	-.214
3	9	9	30	.000

TOTAL TEAM BLOCKS: 4.0

1990 CHAMPIONSHIP MATCH, Dec. 14 at College Park, Md.

UCLA 3, PACIFIC 0



1990 UCLA — Front Row (L-R): Trainer Kirsten Petersen, Holly McPeak, Mia Lambert, Samantha Shaver, Traci Broadway, Irene Renteria, Manager LuAnn Solari. Middle Row (L-R): Assistant Coach Jeanne Reeves, Amy Boyer, Lisa Hudak, Laurie Jones, Jenny Evans, Head Coach Andy Banachowski. Back Row (L-R): Jennifer Gratteau, Natalie Williams, Alyson Randick, Marissa Hatchett, Elaine Youngs.

Pacific

No.	Name	SP	K	E	TA	PCT	A	SA	SE	RE	DIG	BS	BA	BE	BHE
4	Sharon Kasser	3	6	3	15	.200	0	0	0	0	2	0	2	1	0
10	Melanie Beckenhauer	3	2	1	5	.200	37	0	0	0	4	0	2	0	1
12	Katy Eldridge	3	8	9	35	-.029	0	1	2	1	10	0	1	0	0
15	Vikki Simonis	3	0	0	1	.000	2	0	1	2	15	0	0	0	0
16	Cathey Scotlan	3	11	7	29	.138	3	0	0	0	6	0	4	2	0
21	Devin Scruggs	3	4	2	12	.167	1	0	0	1	4	0	1	0	0
1	Krissy Fifer	3	13	5	25	.320	0	0	0	0	3	0	1	0	0
3	Carol Conti	3	0	0	0	.000	0	0	1	0	5	0	0	0	0
6	Natasha Soltysik	1	0	0	0	.000	0	0	0	0	2	0	0	0	0
23	Heather Schoeny	3	2	1	5	.200	0	0	0	0	6	0	1	1	0
Totals		3	46	28	127	.142	43	1	4	4	57	0	12	4	1

TEAM ATTACKS PER SET

TOTAL TEAM BLOCKS: 6.0

Set	K	E	TA	Pct.
1	14	8	36	.167
2	17	12	48	.104
3	15	8	43	.163

SET SCORES	1	2	3	TEAM RECORDS
Pacific	9	12	7	30-7
UCLA	15	15	15	35-1

UCLA

No.	Name	SP	K	E	TA	PCT	A	SA	SE	RE	DIG	BS	BA	BE	BHE
1	Traci Broadway	3	0	0	0	.000	0	2	0	0	3	0	0	0	0
2	Marissa Hatchett	3	12	6	27	.222	0	0	0	0	5	2	9	3	0
4	Samantha Shaver	3	7	2	27	.185	2	1	1	0	11	0	6	0	0
9	Jenny Evans	3	5	2	22	.136	2	0	0	1	11	0	3	0	0
14	Natalie Williams	3	12	6	29	.207	4	1	2	0	7	0	6	0	0
16	Holly McPeak	3	1	0	2	.500	34	0	0	0	10	0	2	1	0
3	Lisa Hudak	3	8	0	14	.571	0	0	0	0	1	0	2	2	0
10	Irene Renteria	2	4	0	4	1.000	0	0	0	0	0	0	4	0	0
12	Jennifer Gratteau	1	0	0	0	.000	0	0	0	0	0	0	0	0	0
Totals		3	49	16	125	.264	42	4	3	1	48	2	32	6	0

TEAM ATTACKS PER SET

TOTAL TEAM BLOCKS: 18.0

Set	K	E	TA	Pct.
1	16	4	36	.333
2	14	8	48	.125
3	19	4	41	.366

1991 CHAMPIONSHIP MATCH, Dec. 21 at Los Angeles

UCLA 3, LONG BEACH ST. 2



1991 UCLA — Front Row (L-R): Assistant Coach Jeanne Reeves, Laurie Jones, Mia Lambert, Julie Bremner, Jenny Evans, Jennifer Gratteau, Irene Renteria, Annett Buckner, Amy Banachowski, Assistant Coach Liz Masakayan. Back Row (L-R): Head Coach Andy Banachowski, Jenny Johnson, Amy Boyer, Elaine Youngs, Lisa Hudak, Natalie Williams, Marissa Hatchett, Alyson Randick, Michelle Mauney, Graduate Assistant Coach Bennett Williamson.

Long Beach St.

No.	Name	SP	K	E	TA	PCT	A	SA	SE	RE	DIG	BS	BA	BE	BHE
1	Sabrina Hernandez	5	2	0	7	.286	70	1	1	0	16	0	0	0	6
2	Danielle Scott	5	28	10	48	.375	0	1	2	0	12	0	4	1	0
3	Lauri Jones	5	10	1	20	.450	0	0	0	0	0	1	2	0	0
7	Antoinette White	5	22	13	56	.161	0	1	4	4	17	2	2	2	0
8	Alicia Mills	5	12	6	27	.222	1	0	0	0	0	1	1	0	0
9	Christine Romero	5	7	8	22	-.045	2	0	1	1	15	2	3	1	0
5	Joy McKenzie	5	0	1	2	-.500	2	0	1	0	12	0	0	0	0
6	Prentice Perkins	1	0	0	0	.000	0	0	0	0	0	0	0	0	0
10	Sherri Thormahlen	5	7	1	11	.545	0	0	0	3	13	0	0	0	0
13	Krissee Sether	2	1	1	2	.000	2	0	1	0	1	0	0	0	0
TEAM										1					
Totals		5	89	41	195	.246	77	3	10	9	86	6	12	4	6

TEAM ATTACKS PER SET

TOTAL TEAM BLOCKS: 12.0

Set	K	E	TA	Pct.
1	24	10	50	.280
2	29	9	49	.408
3	17	10	45	.156
4	13	8	30	.167
5	6	4	21	.095

SET SCORES

	1	2	3	4	5
Long Beach St.	15	15	12	6	11
UCLA	12	13	15	15	15

TEAM RECORDS

Long Beach St.	36-2
UCLA	31-5

UCLA

No.	Name	SP	K	E	TA	PCT	A	SA	SE	RE	DIG	BS	BA	BE	BHE
2	Marissa Hatchett	5	12	2	32	.313	1	2	2	0	8	1	7	0	0
3	Lisa Hudak	5	7	4	20	.150	0	0	1	2	4	0	8	1	0
11	Julie Bremner	5	2	3	8	-.125	72	1	0	0	8	0	6	0	0
14	Natalie Williams	5	32	11	66	.318	0	3	5	0	17	3	4	0	0
15	Elaine Youngs	5	18	6	49	.245	4	2	1	1	7	0	5	1	0
17	Annett Buckner	5	9	6	26	.115	0	1	2	0	9	0	2	0	0
8	Laurie Jones	1	2	2	7	.000	0	0	0	0	3	0	0	0	0
10	Irene Renteria	1	0	0	2	.000	0	0	0	0	0	0	0	0	0
12	Jennifer Gratteau	3	0	0	0	.000	0	0	1	0	1	0	0	0	0
Totals		5	82	34	210	.229	77	9	12	3	57	4	32	2	0

TEAM ATTACKS PER SET

TOTAL TEAM BLOCKS: 20.0

Set	K	E	TA	Pct.
1	19	9	54	.185
2	21	10	52	.212
3	15	6	48	.188
4	17	5	31	.387
5	10	4	25	.240

1992 CHAMPIONSHIP MATCH, Dec. 19 at Albuquerque, N.M.

STANFORD 3, UCLA 1



1992 Stanford — Front Row (L-R): Maureen McLaren, Cary Wendell, Marnie Triefenbach, Wendy Hromadka. Middle Row (L-R): Heidi Eick, Anne Wicks, Denise Rotert, Piper Hahn. Back Row (L-R): Manager Keith Marrack, Trainer Dava Reeder, Assistant Coach Denise Corlett, Bev Oden, Kristi Paaso, Jennifer Jackson, Carrie Feldman, Laurie Sawin, Head Coach Don Shaw, Strength Coach Steve Schulz, Assistant Coach Lara Asper.

Stanford

No.	Name	SP	K	E	TA	PCT	A	SA	SE	RE	DIG	BS	BA	BE	BHE
3	Cary Wendell	4	16	11	40	.125	3	0	0	0	12	0	0	1	0
5	Carrie Feldman	4	4	2	10	.200	67	2	0	0	8	0	5	0	1
7	Bev Oden	4	21	2	42	.452	0	0	1	0	9	1	2	0	0
12	Laurie Sawin	4	0	0	0	.000	0	0	0	0	12	0	0	0	0
13	Kristi Paaso	4	12	5	26	.269	0	0	1	1	8	0	2	0	0
24	Jennifer Jackson	4	9	3	25	.240	1	0	0	1	3	0	0	1	0
6	Anne Wicks	4	6	2	18	.222	0	0	0	0	4	0	6	1	0
11	Maureen McLaren	1	0	0	0	.000	0	0	0	0	0	0	0	0	0
16	Marnie Triefenbach	3	4	3	13	.077	1	0	3	0	3	1	0	0	0
26	Wendy Hromadka	3	4	2	9	.222	0	0	2	0	6	0	1	2	0
Totals		4	76	30	183	.251	72	2	7	2	65	2	16	5	1

TEAM ATTACKS PER SET

TOTAL TEAM BLOCKS: 10.0

Set	K	E	TA	Pct.
1	23	8	49	.306
2	20	8	48	.250
3	11	10	32	.031
4	22	4	54	.333

SET SCORES

	1	2	3	4	TEAM RECORDS
Stanford	15	15	6	15	31-2
UCLA	8	9	15	10	33-1

UCLA

No.	Name	SP	K	E	TA	PCT	A	SA	SE	RE	DIG	BS	BA	BE	BHE
2	Marissa Hatchett	4	8	4	22	.182	0	0	1	1	4	0	5	1	0
3	Lisa Hudak	4	8	5	18	.167	0	1	0	0	3	0	4	0	0
9	Jenny Evans	4	10	3	32	.219	0	0	0	0	10	0	3	0	0
11	Julie Bremner	4	1	1	8	.000	54	0	0	0	24	0	2	0	1
14	Natalie Williams	4	21	6	51	.294	2	0	3	0	10	2	3	2	1
15	Elaine Youngs	4	20	6	35	.400	3	1	2	1	9	0	1	1	0
4	Jenny Johnson	2	0	0	0	.000	1	0	1	0	1	0	0	0	0
10	Irene Renteria	1	0	1	1	-1.000	0	0	0	0	0	0	0	0	0
17	Annett Buckner	1	0	3	3	1.000	0	0	0	0	0	0	0	0	0
Totals		4	68	29	170	.229	60	2	7	2	61	2	18	4	2

TEAM ATTACKS PER SET

TOTAL TEAM BLOCKS: 11.0

Set	K	E	TA	Pct.
1	18	8	49	.204
2	13	8	41	.122
3	15	4	26	.423
4	22	9	54	.241

1993 CHAMPIONSHIP MATCH, Dec. 18 at Madison, Wis.

LONG BEACH ST. 3, PENN ST. 1



1993 Long Beach St. — Front Row (L-R): Heather Hofmans, Prentice Perkins, Joy McKienzie, Krissee Sether, Shawnee Hayes. Back Row (L-R): Danielle Scott, Stephanie Streeks, Traci Dahl, Sarah White, Allyson Carpenter, Brita Schwerm, Nichelle Burton, Assistant Coach Brian Hosfeld, Michelle Jones, Assistant Coach Pam Brande.

Penn St.

No.	Name	SP	K	E	TA	PCT	A	SA	SE	RE	DIG	BS	BA	BE	BHE
1	Salima Davidson.....	4	1	0	6	.167	58	0	1	0	5	1	4	0	1
4	Jen Reimers.....	4	25	6	53	.358	0	1	2	1	19	0	2	0	0
6	Laura Cook.....	4	7	3	24	.167	0	1	1	5	7	1	3	0	0
7	Zeynep Ton.....	4	13	7	42	.143	0	0	0	0	14	0	4	0	0
12	Jenny Myszewski.....	4	10	6	29	.138	1	0	1	0	2	0	2	0	1
14	Saundi Lamoureux.....	4	10	6	29	.138	1	0	1	0	2	0	2	0	1
5	Angie Farlow.....	4	0	0	0	.000	0	1	1	0	5	0	0	0	0
9	Heidi Rottinghaus.....	2	0	1	1	-1.000	0	0	1	1	0	0	0	0	0
10	Angie Kammer.....	2	2	0	2	1.000	0	0	0	0	3	0	0	0	0
15	Claudette Otero.....	4	0	0	0	.000	0	0	1	0	3	0	0	0	0
Totals.....		4	61	24	169	.219	59	3	8	7	61	2	25	0	2

TEAM ATTACKS PER SET

Set	K	E	TA	Pct.
1	19	11	60	.133
2	18	4	40	.350
3	16	4	37	.324
4	8	5	32	.094

TOTAL TEAM BLOCKS: 14.5

SET SCORES

	1	2	3	4	TEAM RECORDS
Penn St.	13	15	11	14	31-5
Long Beach St.	15	12	15	16	32-2

Long Beach St.

No.	Name	SP	K	E	TA	PCT	A	SA	SE	RE	DIG	BS	BA	BE	BHE
2	Danielle Scott.....	4	21	11	50	.200	0	1	2	1	11	2	3	1	1
5	Joy McKienzie.....	4	8	4	19	.211	70	2	0	0	12	0	1	0	1
6	Prentice Perkins.....	4	0	0	0	.000	3	1	0	0	11	0	0	0	0
10	Brita Schwerm.....	4	13	14	42	-.024	1	2	2	1	18	0	1	1	0
11	Nichelle Burton.....	4	28	11	53	.321	2	0	1	1	11	3	2	0	0
16	Michelle Jones.....	4	1	0	2	.500	0	0	0	0	2	0	0	0	0
1	Traci Dahl.....	4	11	3	20	.400	1	0	0	0	0	0	5	1	0
7	Allyson Carpenter.....	2	1	1	4	.000	0	0	0	0	3	0	0	0	0
9	Shawnee Hayes.....	4	0	0	0	.000	2	1	4	0	5	0	0	0	0
12	Krissee Sether.....	4	5	3	13	.154	5	0	0	0	1	0	4	0	1
Totals.....		4	88	47	203	.202	84	7	9	3	74	5	16	3	3

TEAM ATTACKS PER SET

Set	K	E	TA	Pct.
1	23	13	59	.169
2	22	14	51	.157
3	23	9	44	.318
4	20	11	49	.184

TOTAL TEAM BLOCKS: 13.0

1994 CHAMPIONSHIP MATCH, Dec. 17 at Austin, Texas

STANFORD 3, UCLA 1



1994 Stanford — Front Row (L-R): Catherine Juillard, Denise Rotert, Paula McNamee, Cary Wendell, Wendy Hromadka, Nikki Otto, Shelly Foster. Back Row (L-R): Assistant Coach Denise Corlett, Head Coach Don Shaw, Anne Wicks, Eileen Murfee, Maureen McLaren, Marnie Triefenbach, Lisa Sharpley, Debbie Lambert, Barbara Ifejika, Kristin Folk, Trainer Dava Reeder, Assistant Coach Rob Patrick.

UCLA

No.	Name	SP	K	E	TA	PCT	A	SA	SE	RE	DIG	BS	BA	BE	BHE
4	Jenny Johnson.....	4	23	9	59	.237	2	2	2	0	18	0	2	1	0
5	Alyson Randick.....	4	10	4	29	.207	0	1	3	0	15	1	6	1	0
7	Kelly Flannigan.....	4	0	0	6	.000	52	0	5	0	8	0	1	0	2
8	Kim Krull.....	4	11	8	30	.100	1	2	0	1	18	1	2	0	1
16	Kara Milling.....	4	14	9	45	.111	3	0	0	0	19	0	4	0	0
17	Annett Buckner.....	4	23	11	61	.197	0	1	3	0	20	1	1	0	1
2	Kim Coleman.....	1	0	0	2	.000	19	0	0	0	0	0	0	0	0
13	Michelle Mauney.....	2	0	0	0	.000	0	0	0	0	0	0	0	0	0
Totals.....		4	81	41	232	.172	77	6	13	1	98	3	16	2	4

TEAM ATTACKS PER SET

TOTAL TEAM BLOCKS: 11.0

Set	K	E	TA	Pct.
1	15	10	48	.104
2	24	7	49	.347
3	19	13	70	.086
4	23	11	65	.185

SET SCORES

	1	2	3	4	TEAM RECORDS
UCLA	10	15	14	13	32-4
Stanford	15	5	16	15	32-1

Stanford

No.	Name	SP	K	E	TA	PCT	A	SA	SE	RE	DIG	BS	BA	BE	BHE
2	Lisa Sharpley.....	4	6	5	24	.042	52	0	3	1	21	0	8	0	1
3	Cary Wendell.....	4	17	7	42	.238	26	0	1	0	16	1	2	0	0
5	Marnie Triefenbach.....	4	23	9	54	.259	0	0	2	2	17	1	3	0	0
6	Anne Wicks.....	4	7	6	17	.059	0	0	2	0	7	0	7	2	0
8	Barbara Ifejika.....	4	8	4	20	.200	0	0	1	1	17	0	4	0	0
24	Kristin Folk.....	4	25	14	67	.164	3	1	2	2	10	1	2	0	0
10	Eileen Murfee.....	3	0	1	5	-.200	0	0	0	0	3	0	3	0	0
13	Catherine Juillard.....	2	0	0	0	.000	0	0	1	0	1	0	0	0	0
22	Denise Rotert.....	4	0	0	0	.000	0	0	0	0	5	0	0	0	0
26	Wendy Hromadka.....	1	0	0	0	.000	0	0	1	0	2	0	0	0	0
Totals.....		4	86	46	229	.175	81	1	13	6	99	3	29	2	1

TEAM ATTACKS PER SET

TOTAL TEAM BLOCKS: 17.5

Set	K	E	TA	Pct.
1	20	9	45	.244
2	17	11	49	.122
3	24	15	71	.127
4	25	11	64	.219

1995 CHAMPIONSHIP MATCH, Dec. 16 at Amherst, Mass.

NEBRASKA 3, TEXAS 1



1995 Nebraska — Front Row (L-R): Christy Johnson, Billie Winsett, Maria Hedbeck, Fiona Nepo, Renee Saunders, Kate Crnich, Kim Legg, Denise Koziol. Back Row (L-R): Volunteer Assistant Coach Doug West, Assistant Coach Cathy Noth, Head Coach Terry Pettit, Allison Weston, Stacie Maser, Lisa Avery, Lisa Reitsma, Jen McFadden, Jaime Krondak, Assistant Coach Todd Raasch, Jenny Livers, Tara Kramer.

Nebraska

No.	Name	SP	K	E	TA	PCT	A	SA	SE	RE	DIG	BS	BA	BE	BHE
4	Billie Winsett	4	25	8	64	.266	1	0	1	3	10	0	3	0	0
5	Christy Johnson	4	1	2	7	-.143	87	2	2	0	13	0	3	0	1
7	Kate Crnich	4	25	4	42	.500	0	0	3	1	21	0	2	0	1
10	Stacie Maser	4	0	0	0	.000	0	0	0	0	0	0	0	0	0
15	Lisa Reitsma	4	16	1	31	.484	5	0	2	0	10	0	4	1	2
18	Allison Weston	4	18	16	50	.040	1	0	1	0	22	0	9	0	0
8	Maria Hedbeck	4	0	0	0	.000	0	1	0	1	10	0	0	0	0
16	Fiona Nepo	4	0	0	0	.000	0	1	1	0	5	0	0	0	0
25	Jen McFadden	4	16	4	29	.414	0	0	3	0	1	0	3	0	1
Totals		4	101	35	223	.296	94	4	13	5	92	0	24	1	5

TEAM ATTACKS PER SET

TOTAL TEAM BLOCKS: 12.0

Set	K	E	TA	Pct.
1	22	10	52	.231
2	14	6	36	.222
3	25	8	48	.354
4	40	11	87	.333

SET SCORES

	1	2	3	4	TEAM RECORDS
Nebraska	11	15	15	16	32-1
Texas	15	2	7	14	28-7

Texas

No.	Name	SP	K	E	TA	PCT	A	SA	SE	RE	DIG	BS	BA	BE	BHE
1	Demetria Sance	4	20	7	66	.197	1	1	1	0	10	1	1	0	0
2	Sonya Barnes	4	11	3	27	.296	0	1	2	0	10	1	2	0	0
4	Carrie Busch	4	2	0	8	.250	53	0	3	0	13	0	1	1	0
6	Susan Chrisman	4	0	0	1	.000	0	1	1	1	5	0	0	0	0
10	Katie Austin	4	9	4	26	.192	1	1	0	1	14	0	3	1	0
11	Angie Breitenfield	4	15	8	44	.159	0	1	1	2	14	2	2	0	0
9	Jane Winkel	4	3	0	9	.333	0	0	0	0	5	0	1	0	0
12	Tammy Juergens	1	0	0	0	.000	0	0	0	0	0	0	0	0	0
14	Shantel Cornelius Davis	2	1	1	3	.000	0	0	0	0	0	0	0	0	0
15	Lakisha Bledsoe	3	1	3	13	-.154	0	0	0	0	0	0	4	0	0
Totals		4	62	26	197	.183	55	5	8	4	71	4	14	2	0

TEAM ATTACKS PER SET

TOTAL TEAM BLOCKS: 11.0

Set	K	E	TA	Pct.
1	14	4	41	.244
2	6	13	37	-.189
3	11	3	40	.200
4	31	6	79	.316

1996 CHAMPIONSHIP MATCH, Dec. 21 at Cleveland

STANFORD 3, HAWAII 0



1996 Stanford — Front Row (L-R): Nikki Otto, Eileen Murfee, Catherine Juillard, Paula McNamee. Middle Row (L-R): Strength Coach Karen Branick-Martinez, Katherine Kuchenbecker, Sarah Clark, Sarah Neal, Kerri Walsh, Jaimi Gregory, Trainer Kathy Poulsen. Back Row (L-R): Head Coach Don Shaw, Kristin Folkl, Debbie Lambert, Lisa Sharpley, Barbara Ifejika, Assistant Coach Denise Corlett, Assistant Coach Rob Patrick.

Hawaii

No.	Name	SP	K	E	TA	PCT	A	SA	SE	RE	DIG	BS	BA	BE	BHE
1	Therese Crawford	3	9	8	29	.034	1	0	0	1	6	1	0	0	0
3	Cecelia Goods	3	11	3	21	.381	1	0	0	0	0	2	2	0	0
8	Chastity Nobriga	3	4	1	11	.273	3	0	0	0	1	0	0	0	0
9	Angelica Ljungquist	3	7	4	27	.111	0	0	1	0	7	0	0	1	0
11	Robyn Ah Mow	3	1	3	7	-.286	31	1	1	0	4	0	0	0	0
14	Joselyn Robins	3	7	7	31	.000	0	1	3	1	8	0	2	0	0
4	Kelli Cordray	1	0	0	0	.000	0	0	0	0	0	0	0	0	0
6	Nalani Yamashita	3	0	0	1	.000	0	0	1	0	8	0	0	0	0
10	Aven Lee	1	0	0	0	.000	0	0	1	0	1	0	0	0	0
15	Heidi Ilustre	3	0	0	1	.000	1	0	0	1	4	0	0	0	0
Totals		3	39	26	128	.102	37	2	7	3	39	3	4	1	0

TEAM ATTACKS PER SET

TOTAL TEAM BLOCKS: 5.0

Set	K	E	TA	Pct.
1	11	12	38	-.026
2	11	9	45	.044
3	17	5	45	.267

SET SCORES	1	2	3	TEAM RECORDS
Hawaii	7	3	5	35-3
Stanford	15	15	15	31-2

Stanford

No.	Name	SP	K	E	TA	PCT	A	SA	SE	RE	DIG	BS	BA	BE	BHE
2	Lisa Sharpley	3	2	1	7	.143	37	0	1	0	8	0	4	0	0
8	Barbara Ifejika	3	6	1	13	.385	1	1	0	1	4	0	8	0	0
10	Eileen Murfee	3	4	3	11	.091	3	0	0	1	4	0	3	0	0
11	Kerri Walsh	3	17	3	32	.438	6	2	2	0	8	1	3	0	0
15	Debbie Lambert	3	10	2	23	.348	1	0	0	0	4	0	0	0	1
24	Kristin Folkl	3	16	3	32	.406	1	0	2	0	9	2	4	0	0
16	Jaimi Gregory	3	0	0	2	.000	0	0	0	0	8	0	0	0	0
23	Sarah Neal	2	0	0	0	.000	0	0	1	0	3	0	0	0	0
Totals		3	55	13	120	.350	49	3	6	2	48	3	22	0	1

TEAM ATTACKS PER SET

TOTAL TEAM BLOCKS: 14.0

Set	K	E	TA	Pct.
1	12	4	32	.250
2	15	3	38	.316
3	28	6	50	.440

1997 CHAMPIONSHIP MATCH, Dec. 20 at Spokane, Wash.

STANFORD 3, PENN ST. 2



1997 Stanford — Front Row (L-R): Monica Sergott, Lindsay Kagawa, Alex Newell, Robyn Lewis, Jennifer Detmer. Middle Row (L-R): Manager Julia Adler-Milstein, Manager Jon Clough, Jaimi Gregory, Sarah Neal, Sarah Clark, Kerri Walsh, Katherine Kuchenbecker, Assistant Coach Anne Wicks, Trainer Kathy Poulsen. Back Row (L-R): Strength Coach Karen Branick-Martinez, Head Coach Don Shaw, Debbie Lambert, Paula McNamee, Kristin Folkl, Lisa Sharpley, Barbara Ifejika, Associate Head Coach Denise Corlett.

Stanford

No.	Name	SP	K	E	TA	PCT	A	SA	SE	RE	DIG	BS	BA	BE	BHE
2	Lisa Sharpley	5	2	4	11	-.182	69	2	3	0	30	1	4	1	1
7	Paula McNamee	5	20	4	43	.372	0	0	1	0	6	2	8	0	0
8	Barbara Ifejika	5	16	4	28	.429	1	0	0	0	14	0	4	1	0
9	Kerri Walsh	5	14	7	37	.189	11	0	3	0	30	2	4	0	0
12	Sarah Clark	5	18	9	44	.205	1	0	0	0	4	0	3	0	0
24	Kristin Folkl	5	22	5	72	.236	1	1	0	1	18	1	1	0	0
15	Debbie Lambert	1	0	1	1	-1.000	0	0	0	0	0	0	0	0	0
16	Jaimi Gregory	5	0	0	2	.000	1	0	2	0	7	0	0	0	0
23	Sarah Neal	5	0	0	0	.000	0	0	0	0	4	0	0	0	0
Totals		5	92	34	238	.244	84	3	9	1	113	6	24	2	1

TEAM ATTACKS PER SET

Set	K	E	TA	Pct.
1	23	7	56	.286
2	22	6	47	.340
3	9	8	33	.030
4	27	12	81	.185
5	11	1	21	.476

TOTAL TEAM BLOCKS: 18.0

SET SCORES	1	2	3	4	5	TEAM RECORDS
Stanford	15	15	2	15	15	33-2
Penn St.	10	6	15	17	9	34-2

Penn St.

No.	Name	SP	K	E	TA	PCT	A	SA	SE	RE	DIG	BS	BA	BE	BHE
2	Lauren Cacciamani	5	20	3	49	.347	0	0	0	0	4	1	5	0	0
3	Bonnie Bremner	5	4	2	21	.095	70	0	0	0	14	0	1	0	0
5	Terri Zemaitis	5	25	6	55	.345	2	1	3	1	25	0	5	0	0
7	Carrie Schonveld	5	20	9	52	.212	3	0	0	1	22	1	1	0	0
8	Lindsay Anderson	5	6	7	24	-.042	5	0	2	0	9	0	6	0	0
11	Christy Cochran	5	13	8	48	.104	0	0	2	1	16	0	2	0	0
1	Emily Stout	1	0	0	0	.000	0	0	0	0	1	0	0	0	1
4	Nikki Higley	1	0	0	0	.000	0	0	0	0	0	0	0	0	0
14	Jen Burdis	1	0	0	0	.000	0	0	0	0	0	0	0	0	0
15	Leilani Schlottfeldt	2	0	0	0	.000	0	0	0	0	1	0	0	0	0
17	Kalna Miller	5	0	0	0	.000	0	0	1	0	6	0	0	0	0
Totals		5	88	35	249	.213	80	1	8	3	98	2	20	0	1

TEAM ATTACKS PER SET

Set	K	E	TA	Pct.
1	17	9	62	.129
2	14	7	45	.156
3	16	1	31	.484
4	33	14	88	.216
5	8	4	23	.174

TOTAL TEAM BLOCKS: 12.0

1998 CHAMPIONSHIP MATCH, Dec. 19 at Madison, Wis.

LONG BEACH ST. 3, PENN ST. 2



1998 Long Beach St. — Front Row (L-R): Tayyiba Haneef, Assistant Coach Chris Gonzalez, Brandy Barratt, Silvia Panak, Melissa Ohta, Jessica Alvarado, Benishe Dillard, Assistant Coach Debbie Green. Middle Row (L-R): Tracy Bulquerin, Keri Nishimoto, Misty May, Mariah Marquis, Cheryl Weaver. Back Row (L-R): Sports Information Director Steve Jansich, Athletic Director Bill Shumard, Assistant Coach Jeri Estes, Blair Wilkes, Veronica Walls, Kristy Kierulff, Anja Grabovac, President Robert Maxson, team mascot, unnamed person, Danya Gimmillaro, Head Coach Brian Gimmillaro.

Penn St.

No.	Name	SP	K	E	TA	PCT	A	SA	SE	RE	DIG	BS	BA	BE	BHE
1	Emily Stout	5	1	5	13	-.308	0	0	0	0	5	1	6	1	0
2	Lauren Cacciamani	5	33	7	69	.377	0	3	0	0	8	1	3	0	0
3	Bonnie Bremner	5	4	0	13	.308	58	1	1	0	5	0	0	0	0
7	Carrie Schonveld	5	12	7	53	.094	1	0	1	0	10	0	2	2	0
8	Lindsay Anderson	5	7	9	29	-.069	2	1	1	0	16	1	5	0	0
11	Christy Cochran	5	13	7	33	.182	0	0	0	1	7	0	2	0	0
15	Leilani Schlottfeldt	4	0	0	1	.000	0	4	4	1	3	0	0	0	0
16	Tomuke Ebuwei	1	0	0	0	.000	0	0	0	1	0	0	0	0	0
17	Kalna Miller	5	0	0	0	.000	0	0	0	0	6	0	0	0	0
Totals		5	70	35	211	.166	61	9	7	3	60	3	18	3	0

TEAM ATTACKS PER SET

Set	K	E	TA	Pct.
1	6	8	23	-.087
2	16	10	41	.146
3	20	6	66	.212
4	19	7	53	.226
5	9	4	28	.179

TOTAL TEAM BLOCKS: 12.0

SET SCORES	1	2	3	4	5	TEAM RECORDS
Penn St.	3	10	15	16	12	35-1
Long Beach St.	15	15	13	14	15	36-0

Long Beach St.

No.	Name	SP	K	E	TA	PCT	A	SA	SE	RE	DIG	BS	BA	BE	BHE
1	Kristy Kierulff	5	3	0	4	.750	0	0	0	3	14	0	0	0	1
5	Misty May	5	9	1	18	.444	70	2	1	0	11	0	4	0	0
8	Anja Grabovac	5	16	5	32	.344	0	0	0	1	25	1	3	1	0
11	Benishe Dillard	5	16	6	37	.270	0	0	2	1	8	0	4	0	0
13	Jessica Alvarado	5	17	5	37	.324	5	0	2	2	9	0	2	0	0
20	Melissa Ohta	5	0	0	0	.000	0	1	0	2	7	0	0	0	0
4	Veronica Walls	5	19	4	33	.455	0	0	0	0	6	0	5	0	0
12	Brandy Barratt	5	7	4	28	.107	1	0	0	0	2	1	7	2	0
Totals		5	87	25	189	.328	76	3	5	9	82	2	25	3	1

TEAM ATTACKS PER SET

Set	K	E	TA	Pct.
1	10	1	19	.474
2	20	4	33	.485
3	19	7	60	.200
4	27	12	59	.254
5	11	1	18	.556

TOTAL TEAM BLOCKS: 14.5

1999 CHAMPIONSHIP MATCH, Dec. 18 at Honolulu

PENN ST. 3, STANFORD 0



1999 Penn St. — Front Row (L-R): Solena Quick, Dawn Ippolito, Bonnie Bremner, Tina Huisenga, Lauren Cacciamani, Kalna Miller. Middle Row (L-R): Erin Iceman, Falin Schaefer, Leilani Schlottfeldt, Katie Schumacher, Amanda Rome, Assistant Coach Erin Appleman. Back Row (L-R): Head Coach Russ Rose, Assistant Coach Mike Schall, Nadia Edwards, Hilary Sexton, Carrie Schonveld, Mishka Levy, Robyn Goukas, Shannon Bortner.

Stanford

No.	Name	SP	K	E	TA	PCT	A	SA	SE	RE	DIG	BS	BA	BE	BHE
9	Kerri Walsh.....	3	11	11	33	.000	1	1	4	0	9	2	2	0	0
10	Tara Conrad.....	3	4	1	13	.231	0	0	1	0	5	0	0	0	0
11	Lindsey Yamasaki.....	3	6	5	18	.056	0	0	0	0	6	0	1	0	0
15	Logan Tom.....	3	7	10	31	-.097	0	0	0	1	15	4	2	0	0
16	Jaimi Gregory.....	3	0	2	2	-1.000	0	0	0	0	8	0	0	0	0
17	Lindsay Kagawa.....	3	0	2	3	-.667	32	0	0	0	3	0	0	1	0
5	Emily Lawrence.....	3	0	0	0	.000	0	0	0	0	1	0	0	0	0
12	Sarah Clark.....	2	1	2	5	-.200	0	0	0	0	2	0	0	1	0
24	Sara Sandrik.....	2	3	3	8	.000	0	0	0	0	0	0	3	0	0
31	Robyn Lewis.....	1	0	0	0	.000	2	0	0	0	0	0	0	0	0
32	Jennifer Detmer.....	3	7	4	18	.167	0	0	0	0	0	0	1	0	0
Totals.....		3	39	40	131	-.008	35	1	5	1	49	6	9	2	1

TEAM ATTACKS PER SET

TOTAL TEAM BLOCKS: 10.5

Set	K	E	TA	Pct.
1	12	19	46	-.152
2	13	11	44	.045
3	14	10	41	.098

SET SCORES	1	2	3	TEAM RECORDS
Stanford	2	10	7	31-3
Penn St.	15	15	15	36-1

Penn St.

No.	Name	SP	K	E	TA	PCT	A	SA	SE	RE	DIG	BS	BA	BE	BHE
2	Lauren Cacciamani.....	3	20	6	44	.318	0	0	0	0	5	3	5	0	0
3	Bonnie Bremner.....	3	4	1	9	.333	37	0	0	0	6	0	2	1	0
5	Mishka Levy.....	3	3	0	5	.600	1	0	0	0	2	1	4	0	0
7	Carrie Schonveld.....	3	9	2	19	.368	0	0	3	0	10	1	2	0	0
10	Katie Schumacher.....	3	9	5	26	.154	4	0	0	0	5	1	4	0	1
12	Amanda Rome.....	3	3	5	17	-.118	0	0	1	0	9	0	1	0	0
15	Leilani Schlottfeldt.....	3	0	0	0	.000	1	0	2	0	4	0	0	0	1
17	Kalna Miller.....	3	0	0	1	.000	1	1	0	0	5	0	0	0	0
TEAM.....											1				
Totals.....		3	48	19	121	.240	44	1	6	1	46	6	18	1	2

TEAM ATTACKS PER SET

TOTAL TEAM BLOCKS: 15.0

Set	K	E	TA	Pct.
1	12	4	31	.258
2	18	7	49	.224
3	18	8	41	.244

2000 CHAMPIONSHIP MATCH, Dec. 16 at Richmond, Va.

NEBRASKA 3, WISCONSIN 2



2000 Nebraska — Front Row (L-R): Rachel Baumstark, Laura Pilakowski, Angie Oxley, Greichaly Cepero, Nancy (Meendering) Metcalf, Anna Schrad, Sara Westling. Back Row (L-R): Lindsay Wischmeier, Pam Krejci, Kim Behrends, Amber Holmquist, Jenny Kropp, Jill McWilliams, Jenae Dowling.

Wisconsin

No.	Name	SP	K	E	TA	PCT	A	SA	SE	RE	DIG	BS	BA	BE	BHE
2	Lizzy Fitzgerald	5	6	0	13	.462	46	2	0	0	11	0	1	0	2
3	Meggan Kohnen	5	10	3	23	.304	1	0	1	0	9	1	1	0	0
11	Lori Rittenhouse	5	7	3	15	.267	3	0	0	0	1	0	3	2	0
12	Jenny Maastricht	5	13	14	64	-.016	2	1	1	0	16	0	0	0	0
13	Erin Byrd	5	5	3	19	.105	0	1	0	1	15	1	2	0	0
18	Sherisa Livingston	5	19	10	50	.180	0	0	0	0	0	1	3	2	0
5	Jamie Gardner	5	0	0	0	.000	0	1	2	2	8	0	0	0	0
6	Lisa Zukowski	3	2	1	6	.167	0	0	1	0	2	0	1	0	0
8	Marie Meyer	1	0	0	0	.000	0	0	0	0	0	0	0	0	0
14	Sara Urbaneck	5	0	0	1	.000	3	1	0	0	13	0	0	0	0
TEAM										1					
Totals		5	62	34	191	.147	55	6	5	4	75	3	11	4	2

TEAM ATTACKS PER SET

TOTAL TEAM BLOCKS: 8.5

Set	K	E	TA	Pct.
1	18	11	54	.130
2	17	10	37	.189
3	15	4	48	.229
4	8	7	38	.026
5	4	2	14	.143

SET SCORES

	1	2	3	4	5
Wisconsin	9	15	15	2	9
Nebraska	15	9	7	15	15

TEAM RECORDS

Wisconsin	33-4
Nebraska	34-0

Nebraska

No.	Name	SP	K	E	TA	PCT	A	SA	SE	RE	DIG	BS	BA	BE	BHE
1	Greichaly Cepero	5	8	3	19	.263	52	0	2	0	8	1	6	2	2
2	Angie Oxley	5	7	2	20	.250	8	0	2	2	15	1	0	0	0
3	Amber Holmquist	5	16	4	31	.387	1	0	0	0	4	1	4	1	0
9	Laura Pilakowski	5	23	8	52	.288	4	2	1	0	15	0	2	0	1
17	Jenny Kropp	5	9	5	29	.138	1	0	1	2	7	0	5	0	0
25	Kim Behrends	5	8	2	23	.261	1	1	0	0	14	0	1	0	1
5	Lindsay Wischmeier	5	0	0	0	.000	0	1	3	1	6	0	0	0	0
10	Jill McWilliams	4	0	0	0	.000	1	0	0	0	3	0	0	0	0
16	Anna Schrad	2	1	1	4	.000	0	0	0	0	1	0	0	0	0
TEAM										1					
Totals		5	72	25	178	.264	68	4	9	6	73	3	18	3	4

TEAM ATTACKS PER SET

TOTAL TEAM BLOCKS: 12.0

Set	K	E	TA	Pct.
1	23	3	47	.426
2	9	6	32	.094
3	12	9	48	.063
4	18	4	35	.400
5	10	3	16	.438

2001 CHAMPIONSHIP MATCH, Dec. 15 at San Diego

STANFORD 3, LONG BEACH ST. 0



2001 Stanford — Front Row (L-R): Sara McGee, Anna Robinson, Jenn Harvey, Tara Conrad, Sara Sandrik, Sara Dukes, Ogonna Nnamani. Back Row (L-R): Assistant Coach Kim Oden, Head Coach John Dunning, Leah Hall, Emily Lawrence, Michelle Chambers, Jen Hucke, Ashley Ivy, Robyn Lewis, Associate Coach Denise Corlett, Assistant Coach David Johnson. Not pictured: Logan Tom.

Stanford

No.	Name	SP	K	E	TA	PCT	A	SA	SE	RE	DIG	BS	BA	BE	BHE
5	Emily Lawrence	3	0	0	0	.000	1	0	0	0	5	0	0	0	0
10	Tara Conrad	3	7	5	15	.133	0	0	4	0	1	0	6	3	0
13	Ashley Ivy	3	6	4	17	.118	2	3	2	0	8	0	1	0	0
15	Logan Tom	3	25	7	54	.333	0	1	3	3	12	0	5	0	0
18	Michelle Chambers	3	0	0	0	.000	0	0	0	0	3	0	0	0	0
31	Robyn Lewis	3	0	0	1	.000	56	1	0	0	5	0	1	0	0
1	Ogonna Nnamani	3	19	4	32	.469	1	0	2	1	2	0	2	0	0
6	Sara McGee	3	6	1	10	.500	0	0	0	0	3	0	3	1	0
24	Sara Sandrik	3	0	0	0	.000	0	0	0	1	1	0	0	0	0
	TEAM										1				
	Totals	3	63	21	129	.326	60	5	11	6	40	0	18	4	0

TEAM ATTACKS PER SET

TOTAL TEAM BLOCKS: 9.0

Set	K	E	TA	Pct.
1	21	6	44	.341
2	22	10	46	.261
3	20	5	39	.385

SET SCORES	1	2	3	TEAM RECORDS
Stanford	31	30	30	33-2
Long Beach St.	29	28	25	33-1

Long Beach St.

No.	Name	SP	K	E	TA	PCT	A	SA	SE	RE	DIG	BS	BA	BE	BHE
6	Brittany Hochevar	3	8	5	19	.158	2	4	0	2	7	0	2	0	0
8	Tracy Bulquerin	3	0	0	0	.000	0	0	0	1	6	0	0	0	0
10	Keri Nishimoto	3	1	0	2	.500	34	0	2	0	9	0	1	0	0
16	Tayyiba Haneef	3	18	2	37	.432	0	1	0	0	7	0	2	0	0
21	Ashanti Taylor	3	2	1	9	.111	0	0	0	0	1	0	1	0	0
27	Cheryl Weaver	3	7	6	25	.040	0	0	0	1	3	3	2	1	1
9	Lindsay Phillips	3	3	2	12	.083	0	1	1	0	2	0	0	0	0
26	Elisha Thomas	3	3	3	12	.000	1	0	0	0	2	0	3	0	0
	TEAM										1				
	Totals	3	42	19	116	.198	37	6	3	5	37	3	11	1	1

TEAM ATTACKS PER SET

TOTAL TEAM BLOCKS: 8.5

Set	K	E	TA	Pct.
1	14	6	33	.242
2	13	5	39	.205
3	15	8	44	.159

2002 CHAMPIONSHIP MATCH, Dec. 21 at New Orleans

SOUTHERN CALIFORNIA 3, STANFORD 1



2002 Southern California — Front Row (L-R): Trainer Sue Lerner, Assistant Coach Paula Weishoff, Nicole Davis, Toni Anderson, Keao Burdine, Kristen Anderson, Tracy Lindquist, Julie Mariani, Head Coach Mick Haley, Director of Operations Nicole Wright. Back Row (L-R): Volunteer Assistant Coach Chris Keefe, Alicia Robinson, Lauren Killian, Kelli Lantz, Bibiana Candelas, Emily Adams, Staci Venski, Katie Olsovsky, April Ross, Assistant Coach Rob Machan, Team Counselor Mike Voight.

Stanford

No.	Name	SP	K	E	TA	PCT	A	SA	SE	RE	DIG	BS	BA	BE	BHE
1	Ogonna Nnamani	4	19	1	33	.545	0	0	0	0	1	0	1	0	1
3	Anna Robinson	4	0	1	5	-.200	29	0	0	0	3	1	1	2	0
6	Sara McGee	4	11	3	20	.400	0	1	2	0	1	1	2	1	0
13	Ashley Ivy	4	7	2	20	.250	2	1	2	0	7	0	1	0	0
15	Logan Tom	4	16	6	46	.217	2	4	4	1	13	1	3	1	0
21	Jennifer Harvey	4	0	0	3	.000	0	0	4	0	0	2	3	2	0
2	Katie Goldhahn	2	2	0	2	1.000	18	1	0	0	2	0	0	0	0
7	Sara Dukes	2	2	0	4	.500	0	0	1	0	2	0	1	0	0
9	Lindsey Yamasaki	4	1	1	4	.000	0	2	0	0	11	0	0	0	0
11	Leahi Hall	1	0	0	0	.000	0	0	0	0	0	0	0	0	0
14	Courtney Schultz	4	0	0	0	.000	1	0	0	4	10	0	0	0	0
	Totals	4	58	14	137	.321	52	9	13	6	50	5	12	6	1

TEAM ATTACKS PER SET

TOTAL TEAM BLOCKS: 11.0

Set	K	E	TA	Pct.
1	8	5	32	.094
2	21	3	30	.600
3	13	3	34	.294
4	16	3	41	.317

SET SCORES

	1	2	3	4	TEAM RECORDS
Stanford	27	30	24	26	33-5
Southern California	30	23	30	30	31-1

Southern California

No.	Name	SP	K	E	TA	PCT	A	SA	SE	RE	DIG	BS	BA	BE	BHE
3	Toni Anderson	4	0	0	0	.000	35	0	1	0	6	0	1	0	0
8	Keao Burdine	4	15	7	42	.190	0	4	2	2	15	1	0	0	0
9	Emily Adams	4	12	2	20	.500	0	0	1	0	3	0	2	1	1
13	Alicia Robinson	4	8	5	19	.158	0	0	0	1	0	0	1	0	0
14	April Ross	4	15	4	36	.306	0	1	1	6	14	0	1	0	0
33	Katie Olsovsky	4	16	2	28	.500	0	0	3	0	3	0	1	0	0
1	Tracy Lindquist	4	0	1	1	-1.000	33	0	2	0	4	0	0	0	1
4	Nicole Davis	4	0	0	0	.000	0	0	0	0	14	0	0	0	0
7	Bibiana Candelas	3	8	3	17	.294	0	1	0	0	0	0	1	0	0
15	Lauren Killian	4	4	4	13	.000	1	0	0	0	2	0	1	0	0
	Totals	4	78	28	176	.284	69	6	10	9	61	1	8	1	2

TEAM ATTACKS PER SET

TOTAL TEAM BLOCKS: 5.0

Set	K	E	TA	Pct.
1	22	12	52	.192
2	13	7	36	.167
3	19	6	37	.351
4	24	3	51	.412

2003 CHAMPIONSHIP MATCH, Dec. 20 at Dallas

SOUTHERN CALIFORNIA 3, FLORIDA 1



2003 Southern California — Front Row (L-R): Volunteer Assistant Coach Tim Nollan, Annie Montgomery, Debora Seilhamer, Nicole Davis, Kimi Freeburg, Trainer Sue Lerner. Middle Row (L-R): Assistant Coach Rob Machan, Alex Dunphy, Keao Burdine, Alicia Robinson, April Ross, Toni Anderson, Assistant Paula Weishoff. Back Row (L-R): Team Consultant Mike Voight, Director of Operations Nikki Allen, Kelli Lantz, Katie Olsovsky, Emily Adams, Bibiana Candelas, Staci Venski, Head Coach Mick Haley.

Florida

No.	Name	SP	K	E	TA	PCT	A	SA	SE	RE	DIG	BS	BA	BE	BHE
3	Sherri Williams	4	10	5	22	.227	0	0	0	0	0	2	7	0	0
7	Michelle Chatman	4	6	2	14	.286	0	0	3	0	3	0	2	0	0
9	Aury Cruz	4	18	10	56	.143	1	0	3	1	18	0	3	0	0
23	Lauren Moscovic	4	2	2	5	.000	56	0	0	0	12	0	1	1	2
33	Jane Collymore	4	15	8	48	.146	1	1	2	1	9	0	4	0	0
56	Jacque Robinson	4	14	3	30	.367	1	0	0	0	0	0	1	1	0
8	Rachel Engle	4	0	0	0	.000	1	0	1	0	8	0	0	0	1
15	Jen Mandes	4	0	0	0	.000	1	0	0	1	11	0	0	0	0
22	Taylor Williams	4	0	0	0	.000	0	1	2	0	3	0	0	0	0
Totals		4	65	30	175	.200	61	2	11	3	64	2	18	2	3

TEAM ATTACKS PER SET

Set	K	E	TA	Pct.
1	19	6	43	.302
2	17	9	43	.186
3	14	9	43	.116
4	15	6	46	.196

TOTAL TEAM BLOCKS: 11.0

SET SCORES	1	2	3	4	TEAM RECORDS
Florida	30	27	19	26	36-2
Southern California	25	30	30	30	35-0

Southern California

No.	Name	SP	K	E	TA	PCT	A	SA	SE	RE	DIG	BS	BA	BE	BHE
3	Toni Anderson	4	1	1	2	.000	56	0	1	0	7	0	0	2	1
7	Bibiana Candelas	4	14	2	24	.500	0	0	2	0	3	0	4	2	0
8	Keao Burdine	4	23	5	50	.360	1	0	2	1	17	1	0	0	1
9	Emily Adams	4	10	6	27	.148	0	1	1	0	5	2	3	0	0
14	April Ross	4	14	8	46	.130	0	2	2	1	19	0	3	0	0
33	Katie Olsovsky	4	6	3	20	.150	0	0	0	0	3	0	4	0	0
1	Kimi Freeburg	1	0	0	0	.000	4	0	0	0	0	0	0	0	0
2	Debora Seilhamer	4	0	0	0	.000	0	0	0	0	3	0	0	0	0
4	Nicole Davis	4	0	0	0	.000	1	0	0	0	16	0	0	0	0
21	Staci Venski	2	0	0	3	.000	0	0	0	0	0	0	0	0	0
Totals		4	68	25	172	.250	62	3	8	2	73	3	14	4	2

TEAM ATTACKS PER SET

Set	K	E	TA	Pct.
1	14	9	41	.122
2	18	6	47	.255
3	17	3	36	.389
4	19	7	48	.250

TOTAL TEAM BLOCKS: 10.0

2004 CHAMPIONSHIP MATCH, Dec. 18 at Long Beach, Calif.

STANFORD 3, MINNESOTA 0



2004 Stanford — Front Row (L-R): Nji Nnamani, Jennifer Wilson, Leah Hall, Kirsten Hornbeak, Bryn Kehoe, Candice Wiggins. Middle Row (L-R): Courtney Schultz, Franci Girard, Lizzie Suiter, Michelle Mellard, Jennifer Huckle, Kristin Richards, Katie Goldhahn. Back Row (L-R): Director of Volleyball Operations Cobey Shoji, Volunteer Assistant Coach Damian Elder, Associate Head Coach Denise Corlett, Head Coach John Dunning, Assistant Coach Jason Mansfield, Athletic Trainer Arlene Limongco, Strength and Conditioning Coach Juan Pablo Reggiardo. Not pictured: Ogonna Nnamani.

Stanford

No.	Name	SP	K	E	TA	PCT	A	SA	SE	RE	DIG	BS	BA	BE	BHE
1	Ogonna Nnamani	3	29	2	48	.562	0	0	1	0	4	1	0	0	0
4	Bryn Kehoe	3	1	0	2	.500	48	1	0	0	10	0	2	0	0
6	Franci Girard	3	5	0	9	.556	1	0	0	0	1	0	1	2	0
10	Kristin Richards	3	8	5	20	.150	2	0	1	0	11	2	1	1	0
12	Jennifer Huckle	3	9	2	19	.368	4	0	0	1	3	0	2	0	0
13	Lizzie Suiter	3	6	1	12	.417	0	0	0	0	1	1	4	1	0
2	Katie Goldhahn	2	0	0	0	.000	1	0	1	0	0	0	0	0	0
14	Courtney Schultz	3	0	0	0	.000	0	0	1	0	14	0	0	0	0
16	Leahi Hall	2	0	0	0	.000	0	0	0	0	1	0	0	0	0
Totals		3	58	10	110	.436	56	1	4	1	45	4	10	4	0

TEAM ATTACKS PER SET

TOTAL TEAM BLOCKS: 9.0

Set	K	E	TA	Pct.
1	19	4	38	.395
2	21	3	37	.486
3	18	3	35	.429

SET SCORES	1	2	3	TEAM RECORDS
Stanford	30	30	30	30-6
Minnesota	23	27	21	33-5

Minnesota

No.	Name	SP	K	E	TA	PCT	A	SA	SE	RE	DIG	BS	BA	BE	BHE
1	Kelly Bowman	3	9	4	20	.250	19	0	3	0	2	0	0	0	0
2	Lisa Reinhart	3	0	0	0	.000	0	0	0	1	1	0	0	0	0
3	Lindsey Taatjes	3	5	1	9	.444	31	0	3	0	5	0	5	2	0
5	Meredith Nelson	3	9	3	27	.222	0	0	1	0	1	0	1	0	0
11	Jessy Jones	3	6	2	10	.400	0	0	0	0	1	0	4	2	0
13	Erin Martin	3	13	6	32	.219	0	0	0	0	1	0	1	0	0
4	Trisha Bratford	3	13	4	27	.333	0	0	0	0	1	1	0	0	0
6	Marci Peniata	3	0	1	1	-1.000	1	1	0	0	5	0	0	0	0
8	Jen Bowman	1	0	0	0	.000	0	0	1	0	4	0	0	0	0
15	Paula Gentil	3	0	0	0	.000	1	0	2	0	15	0	0	0	0
Totals		3	55	21	126	.270	52	1	10	1	36	1	11	4	0

TEAM ATTACKS PER SET

TOTAL TEAM BLOCKS: 6.5

Set	K	E	TA	Pct.
1	15	9	45	.133
2	23	5	42	.429
3	17	7	39	.256

2005 CHAMPIONSHIP MATCH, Dec. 17 at San Antonio

WASHINGTON 3, NEBRASKA 0



2005 Washington — Front Row (L-R): Candace Lee, Ashley Aratani, Jill Collymore, Lindsey Thiry, Danka Danicic. Middle Row (L-R): Tamari Miyashiro, Courtney Thompson, Danielle Chun, Jessica Swarbrick (kneeling). Back Row (L-R): Stevie Mussie, Sanja Tomasevic, Jessica Veris, Brie Hagerty, Darla Myhre, Alesha Deesing, Christal Morrison, Carolyn Farny.

Washington 3, Nebraska 0

Washington

No.	Name	SP	K	E	TA	PCT	A	SA	SE	RE	DIG	BS	BA	BE	BHE
2	Alesha Deesing	3	6	2	14	.286	1	0	0	0	0	0	4	0	0
3	Courtney Thompson	3	1	0	1	1.000	41	1	0	0	10	0	2	0	2
9	Christal Morrison	3	15	7	44	.182	0	0	1	1	9	1	6	1	0
11	Darla Myhre	3	6	0	11	.545	0	0	0	0	1	1	5	0	0
15	Danka Danicic	3	0	0	0	.000	1	1	0	0	11	0	0	0	0
21	Sanja Tomasevic	3	12	5	34	.206	1	0	0	0	13	1	2	0	0
8	Ashley Aratani	3	0	0	0	.000	0	1	0	0	4	0	0	0	0
10	Brie Hagerty	3	10	5	27	.185	0	0	0	1	3	0	1	2	0
14	Candace Lee	3	0	0	0	.000	2	1	0	2	10	0	0	0	0
	Totals	3	50	19	131	.237	46	4	1	4	61	3	20	3	2

TEAM ATTACKS PER SET

TOTAL TEAM BLOCKS: 13.0

Set	K	E	TA	Pct.
1	15	11	46	.087
2	17	3	40	.350
3	18	5	45	.289

SET SCORES	1	2	3	TEAM RECORDS
Washington	30	30	30	32-1
Nebraska	26	25	26	33-2

Nebraska

No.	Name	SP	K	E	TA	PCT	A	SA	SE	RE	DIG	BS	BA	BE	BHE
1	Maggie Griffin	3	0	0	0	.000	25	0	1	0	1	0	0	0	1
3	Chris Houghtelling	3	10	7	38	.079	1	0	1	2	11	0	6	0	0
8	Melissa Elmer	3	7	5	23	.087	0	0	0	0	1	0	5	3	0
9	Sarah Pavan	3	16	4	28	.429	2	2	3	2	5	0	3	0	0
10	Jordan Larson	3	1	5	20	-.200	1	1	4	0	12	0	2	0	0
26	Jennifer Saleaumua	3	12	0	22	.545	1	0	0	0	9	0	3	0	0
5	Rachel Schwartz	3	0	0	0	.000	0	0	0	0	1	0	0	0	0
7	Dani Mancuso	2	2	1	6	.167	1	0	0	0	4	0	0	0	0
11	Tracy Stalls	3	3	2	9	.111	4	0	0	0	0	0	9	1	0
18	Dani Busboom	3	0	0	0	.000	16	1	0	0	7	0	0	0	1
	Totals	3	51	24	146	.185	51	4	9	4	51	0	28	4	2

TEAM ATTACKS PER SET

TOTAL TEAM BLOCKS: 14.0

Set	K	E	TA	Pct.
1	12	8	49	.082
2	20	10	51	.196
3	19	6	46	.283

2006 CHAMPIONSHIP MATCH, Dec. 16 at Omaha, Nebraska

NEBRASKA 3, STANFORD 1



2006 Nebraska — Front Row (L-R): Athletic Trainer Jolene Emricson, Student Manager Ben Boldt, Kori Cooper, Jordan Larson, Tracy Stalls, Sarah Pavan, Amanda Gates, Brooke Bartek, Student Manager Bill Egbert, Director of Volleyball Operations Lindsay Wischmeier. Back Row (L-R): Head Assistant Coach Lee Maes, Rachel Schwartz, Dani Mancuso, Christina Houghtelling, Maggie Griffin, Dani Busboom, Rachel Holloway, Head Coach John Cook, Assistant Coach Charlene Johnson-Tagaloa. Not pictured: Strength Coach Laura Pilakowski.

Stanford

No.	Name	SP	K	E	TA	PCT	A	SA	SE	RE	DIG	BS	BA	BE	BHE
1	Cynthia Barboza.....	4	12	8	40	.100	1	0	3	1	7	0	3	0	0
4	Bryn Kehoe.....	4	1	3	10	-.200	61	3	0	0	14	0	3	1	2
5	Nji Nnamani.....	4	0	0	3	.000	1	0	2	0	6	0	0	0	0
6	Franci Girard.....	4	10	6	22	.182	0	0	0	0	0	1	3	1	0
10	Kristin Richards.....	4	14	8	34	.176	0	0	0	1	12	0	3	1	0
16	Foluke Akinradevo.....	4	15	4	39	.282	0	1	3	0	3	2	6	0	0
11	Jessica Fishburn.....	4	0	0	0	.000	1	0	0	3	20	0	0	0	0
12	Erin Waller.....	4	18	5	33	.394	2	0	0	0	1	0	1	1	0
13	Lizzie Suiter.....	2	0	0	2	.000	1	0	0	0	0	0	1	0	0
	Totals.....	4	70	34	183	.197	67	4	8	5	63	3	20	4	2

TEAM ATTACKS PER SET

TOTAL TEAM BLOCKS: 13.0

Set	K	E	TA	Pct.
1	17	3	46	.304
2	13	10	43	.070
3	25	9	53	.302
4	15	12	41	.073

SET SCORES

Stanford
Nebraska

1	2	3	4
30	26	28	27
27	30	30	30

TEAM RECORDS

30-4
33-1

Nebraska

No.	Name	SP	K	E	TA	PCT	A	SA	SE	RE	DIG	BS	BA	BE	BHE
5	Rachel Schwartz.....	4	0	0	0	.000	1	3	2	0	6	0	0	0	0
9	Sarah Pavan.....	4	22	5	45	.378	2	0	2	3	13	0	3	0	0
10	Jordan Larson.....	4	19	2	45	.378	1	1	2	1	15	1	2	0	0
11	Tracy Stalls.....	4	10	8	24	.083	0	0	1	0	4	0	7	0	0
12	Rachel Holloway.....	4	2	5	10	-.300	58	1	1	0	8	1	4	1	1
15	Kori Cooper.....	3	2	2	11	.000	0	0	0	0	3	1	0	1	0
7	Dani Mancuso.....	4	12	4	29	.276	0	0	0	0	0	0	1	0	0
17	Amanda Gates.....	2	1	2	3	-.333	0	0	0	0	0	0	3	0	0
18	Dani Busboom.....	4	0	0	0	.000	3	0	0	0	21	0	0	0	0
	Totals.....	4	68	28	167	.240	65	5	8	4	70	3	20	2	1

TEAM ATTACKS PER SET

TOTAL TEAM BLOCKS: 13.0

Set	K	E	TA	Pct.
1	19	10	46	.196
2	17	6	39	.282
3	18	3	43	.349
4	14	9	39	.128

2007 CHAMPIONSHIP MATCH, Dec. 15 at Sacramento, Calif.

PENN ST. 3, STANFORD 2



2007 Penn St. — Front Row (L-R): Assistant Coach Dennis Hohenshelt, Director of Operations Steve Aird, Trainer Jill Osment, Kara Callahan, Nicole Fawcett, Kelsey Ream, Kate Price, Christa Harmotto, Arielle Wilson, Caitlyn Hess, Assistant Coach Salima Rockwell, Alisha Glass. Back Row (L-R): Alyssa D'Errico, Michele Osterrieder, Blair Brown, Jessica Yanz, Roberta Holehouse, Ann Naylor, Melissa Walbridge, Megan Hodge, Maggie Case, Head Coach Russ Rose.

Penn St.

No.	Name	SP	K	E	TA	PCT	A	SA	SE	RE	DIG	BS	BA	BE	BHE
1	Nicole Fawcett	5	19	9	42	.238	0	2	3	0	6	0	2	1	0
3	Christa Harmotto	5	13	3	23	.435	1	0	1	0	2	1	2	0	0
6	Alisha Glass	5	7	1	15	.400	65	0	0	0	11	0	2	0	3
7	Arielle Wilson	5	12	2	20	.500	0	0	0	0	1	0	5	1	0
11	Megan Hodge	5	26	8	63	.286	3	0	1	1	10	0	1	1	1
16	Kate Price	5	0	0	1	.000	4	0	0	1	15	0	0	0	0
4	Roberta Holehouse	5	0	1	1	-1.000	0	0	0	2	12	0	0	0	0
5	Alyssa D'Errico	5	0	0	0	.000	0	0	0	2	12	0	0	0	0
9	Blair Brown	5	7	3	15	.267	0	0	0	0	2	0	3	0	0
13	Kara Callahan	5	0	0	0	.000	0	0	0	0	0	0	0	0	0
	Totals	5	84	27	180	.317	75	2	7	9	76	1	15	3	4

TEAM ATTACKS PER SET

Set	K	E	TA	Pct.
1	17	7	38	.263
2	23	2	40	.525
3	16	10	43	.140
4	17	3	38	.368
5	11	5	21	.286

TOTAL TEAM BLOCKS: 8.5**SET SCORES**

	1	2	3	4	5
Penn St.	30	30	23	19	15
Stanford	25	26	30	30	8

TEAM RECORDS

Penn St.	34-2
Stanford	32-3

Stanford

No.	Name	SP	K	E	TA	PCT	A	SA	SE	RE	DIG	BS	BA	BE	BHE
1	Cynthia Barboza	5	16	3	38	.342	1	1	2	1	12	0	1	0	0
4	Bryn Kehoe	5	3	1	5	.400	62	5	2	0	9	1	6	1	1
6	Franci Girard	5	10	2	20	.400	0	2	4	0	1	0	3	0	0
10	Alix Klineman	5	18	6	54	.222	0	0	1	0	15	1	1	0	0
12	Erin Waller	4	6	6	22	.000	0	0	1	0	3	0	1	0	0
16	Foluke Akinradewo	5	18	1	40	.425	0	1	0	0	3	0	6	1	0
5	Alex Fisher	3	0	0	0	.000	0	0	0	0	1	0	0	0	0
8	Cassidy Lichtman	5	0	0	1	.000	1	0	0	0	10	0	0	0	0
9	Gabi Ailes	5	1	0	2	.500	4	0	1	1	10	0	0	0	0
	Totals	5	72	19	182	.291	68	9	11	2	64	2	18	2	1

TEAM ATTACKS PER SET

Set	K	E	TA	Pct.
1	13	6	44	.159
2	20	5	42	.357
3	15	4	34	.324
4	23	0	43	.535
5	1	4	19	-.158

TOTAL TEAM BLOCKS: 11.0

2008 CHAMPIONSHIP MATCH, Dec. 20 at Omaha, Neb.

PENN ST. 3, STANFORD 0



2008 Penn St. — Front Row (L-R): Athletic Trainer Jill Wosmek, Assistant Coach Dennis Hohenshelt, Kimi Hohl, Cathy Quilico, Nicole Fawcett, Arielle Wilson, Christa Harmotto, Roberta Holehouse, Heather Tice, Megan Shifflett, Assistant Coach Salima Rockwell. Back Row (L-R): Director of Volleyball Operations Nate Kitrush, Alyssa D'Errico, Blair Brown, Kelsey Ream, Katie Kabbes, Megan Hodge, Alisha Glass, Head Coach Russ Rose, Volunteer Assistant Coach Adam Jarrett.

Stanford

No.	Name	SP	K	E	TA	PCT	A	SA	SE	RE	DIG	BS	BA	BE	BHE
1	Cynthia Barboza.....	3	11	10	44	.023	0	0	1	1	15	0	2	0	0
2	Janet Okogbaa	3	2	1	10	.100	0	0	0	0	0	1	3	0	0
8	Cassidy Lichtman	3	0	0	4	.000	36	0	0	0	6	1	3	0	0
10	Alix Klineman.....	3	15	6	46	.196	0	0	2	2	7	0	1	0	0
12	Erin Waller.....	3	5	2	17	.176	0	0	2	0	3	0	3	0	0
16	Foluke Akinradewo	3	8	2	20	.300	2	0	1	0	2	0	6	1	0
9	Gabi Ailes.....	3	0	0	0	.000	1	0	0	1	16	0	0	0	0
11	Jessica Fishburn.....	3	0	0	0	.00	0	0	0	1	5	0	0	0	0
Totals.....		3	41	21	141	.142	39	0	6	5	54	2	18	1	0

TEAM ATTACKS PER SET

TOTAL TEAM BLOCKS: 11.0

Set	K	E	TA	Pct.
1	13	6	42	.167
2	14	7	44	.159
3	14	8	55	.109

SET SCORES	1	2	3	TEAM RECORDS
Stanford	20	24	23	31-4
Penn St.	25	26	25	38-0

Penn St.

No.	Name	SP	K	E	TA	PCT	A	SA	SE	RE	DIG	BS	BA	BE	BHE
1	Nicole Fawcett.....	3	10	9	34	.029	0	1	1	0	11	1	1	0	0
3	Christa Harmotto.....	3	8	3	16	.313	1	0	0	0	2	0	6	2	0
6	Alisha Glass	3	0	0	6	.000	40	1	0	0	9	0	2	0	0
7	Arielle Wilson.....	3	1	4	12	-.250	0	0	0	0	1	1	3	0	0
9	Blair Brown.....	3	9	3	18	.333	1	0	0	0	1	0	5	0	0
11	Megan Hodge.....	3	16	2	44	.318	1	1	0	0	14	0	2	1	0
4	Roberta Holehouse	3	0	0	0	.000	0	1	2	0	18	0	0	0	0
8	Kelsey Ream	3	0	0	0	.000	0	1	1	0	0	0	0	0	0
12	Alyssa D'Errico.....	3	0	0	0	.000	0	0	0	0	8	0	0	0	0
Totals.....		3	44	21	130	.177	43	5	4	0	64	2	19	3	0

TEAM ATTACKS PER SET

TOTAL TEAM BLOCKS: 11.5

Set	K	E	TA	Pct.
1	14	5	35	.257
2	14	9	49	.102
3	16	7	46	.196

2009 CHAMPIONSHIP MATCH, Dec. 19 at Tampa, Florida

PENN ST. 3, TEXAS 2



2009 Penn St. — Front Row (L-R): Trainer Kelly Saxton, Assistant Coach Kaleena Davidson, Marika Racibarskas, Darcy Dorton, Kelsey Ream, Arielle Wilson, Megan Shifflett, Alyssa D'Errico, Heather Tice, Jessica Ullrich. Back Row (L-R): Manager Steve Semler, Assistant Coach Dennis Hohenshelt, Director of Operations Nate Kitrush, Cathy Quilico, Alisha Glass, Blair Brown, Katie Kabbes, Megan Hodge, Head Coach Russ Rose, Fatima Balza, Kristin Carpenter, Volunteer Assistant Coach Adam Jarrett.

Texas

No.	Name	SP	K	E	TA	PCT	A	SA	SE	RE	DIG	BS	BA	BE	BHE
1	Juliann Faucette.....	5	10	7	27	.111	1	0	3	2	2	0	7	1	0
5	Rachael Adams.....	5	11	2	17	.529	1	0	0	0	2	0	6	3	0
8	Jennifer Doris.....	5	3	0	15	.200	0	1	2	0	0	1	3	0	1
10	Ashley Engle.....	5	8	2	25	.240	36	2	3	1	14	0	0	1	0
15	Sydney Yogi.....	5	0	0	0	.000	3	0	1	0	6	0	0	0	0
21	Destinee Hooker.....	5	34	10	76	.316	0	2	2	1	17	1	2	0	0
4	Michelle Kocher.....	5	0	0	0	.000	24	0	1	0	12	0	0	0	0
13	Cristina Arenas.....	1	0	0	0	.000	0	0	0	0	0	0	0	0	0
14	Sha'Dare McNeal.....	1	0	0	0	.000	0	0	0	0	0	0	0	0	0
18	Amber Roberson.....	5	5	4	23	.043	0	0	0	0	2	0	2	0	2
19	Heather Kisner.....	5	0	0	0	.000	2	0	2	0	26	0	0	0	0
23	Bailey Webster.....	1	0	0	0	.000	0	0	0	0	0	0	0	0	0
Totals.....		5	71	25	183	.251	67	5	14	4	81	2	20	5	3

TEAM ATTACKS PER SET

TOTAL TEAM BLOCKS: 12.0

Set	K	E	TA	Pct.
1	16	7	49	.184
2	17	4	26	.500
3	14	5	37	.243
4	15	5	55	.182
5	9	4	16	.312

SET SCORES	1	2	3	4	5	TEAM RECORDS
Texas	25	25	23	21	13	29-2
Penn St.	22	20	25	25	15	38-0

Penn St.

No.	Name	SP	K	E	TA	PCT	A	SA	SE	RE	DIG	BS	BA	BE	BHE
3	Fatima Balza.....	5	3	1	8	.250	0	0	0	0	1	0	9	1	0
6	Alisha Glass.....	5	2	0	4	.500	53	0	1	0	12	0	4	0	0
7	Arielle Wilson.....	5	9	1	23	.348	0	0	1	0	0	1	4	0	0
9	Blair Brown.....	5	13	4	35	.257	0	0	2	0	14	0	3	0	1
11	Megan Hodge.....	5	21	11	73	.137	1	0	3	1	13	0	5	0	0
14	Cathy Quilico.....	5	0	0	0	.000	2	2	0	0	12	0	0	0	0
1	Darcy Dorton.....	5	13	3	31	.323	1	0	0	1	3	0	1	0	0
5	Kristin Carpenter.....	2	0	0	0	.000	0	0	0	0	0	0	0	0	0
8	Kelsey Ream.....	3	0	0	1	.000	0	0	0	0	3	0	0	1	0
12	Alyssa D'Errico.....	5	0	0	0	.000	0	2	1	1	22	0	0	0	0
13	Megan Shifflett.....	2	0	0	0	.000	0	0	0	0	0	0	0	0	0
TEAM.....											2				
Totals.....		5	61	20	175	.234	57	4	8	5	80	1	26	2	1

TEAM ATTACKS PER SET

TOTAL TEAM BLOCKS: 14.0

Set	K	E	TA	Pct.
1	11	5	41	.146
2	10	1	24	.375
3	16	7	38	.237
4	14	4	53	.189
5	10	3	19	.368

2010 CHAMPIONSHIP MATCH, Dec. 18 at Kansas City, Mo.

PENN ST. 3, CALIFORNIA 0



2010 Penn St. — Front Row (L-R): Maggie Harding, Megan Shifflett, Ali Longo, Jessica Ullrich, Deja McClendon. Middle Row (L-R): Krosby Pabst, Kristin Carpenter, Marika Racibarskas, Cathy Quilico, Alyssa D'Errico, Maddie Martin. Back Row (L-R): Assistant Coach Kaleena Davidson, Mikinzie Moydell, Darcy Dorton, Assistant Coach Dennis Hohenshelt, Fatima Balza, Erica Denney, Blair Brown, Arielle Wilson, Katie Kabbes, Katie Slay, Ariel Scott, Director of Operations Adam Hughes, Trainer Kelly Saxton.

California

No.	Name	SP	K	E	TA	PCT	A	SA	SE	RE	DIG	BS	BA	BE	BHE
1	Carli Lloyd	3	2	1	9	.111	33	0	1	0	11	0	3	0	0
4	Tarah Murrey	3	16	8	56	.143	2	1	1	0	5	0	2	1	0
7	Shannon Hawari	3	6	0	16	.375	0	0	0	0	0	1	5	0	0
9	Erin Freeman	3	0	0	0	.000	0	0	0	0	3	0	0	0	0
11	Kat Brown	3	2	2	10	.000	0	0	0	0	2	0	5	1	0
44	Meagan Schmitt	3	0	0	0	.000	0	0	0	0	6	0	0	0	0
2	Robin Rostratter	3	0	0	1	.000	2	2	0	4	16	0	0	0	0
5	Adrienne Gehan	3	7	2	18	.278	0	0	0	0	1	0	2	1	0
8	Correy Johnson	3	4	2	11	.182	0	0	1	0	1	0	3	0	0
Totals		3	37	15	121	.182	37	3	3	4	45	1	20	3	0

TEAM ATTACK PER SET

Set	K	E	TA	Pct.
1	11	6	35	.143
2	18	7	44	.250
3	8	2	42	.143

TOTAL TEAM BLOCKS: 11.0

SET SCORES	1	2	3	TEAM RECORDS
California	20	25	20	30-4
Penn St.	25	27	25	32-5

Penn St.

No.	Name	SP	K	E	TA	PCT	A	SA	SE	RE	DIG	BS	BA	BE	BHE
5	Kristin Carpenter	3	0	0	3	.000	46	0	0	0	8	0	3	1	0
7	Arielle Wilson	3	12	3	23	.391	0	0	1	0	1	0	1	1	0
9	Blair Brown	3	18	6	38	.316	1	0	0	0	10	0	4	0	0
14	Cathy Quilico	3	0	0	1	.000	0	0	0	0	8	0	0	0	0
16	Katie Slay	3	1	1	5	.000	1	0	0	0	2	1	6	0	0
18	Deja McClendon	3	16	6	40	.250	1	0	1	1	4	0	0	0	0
1	Ariel Scott	3	7	3	17	.235	0	0	0	0	1	0	0	0	0
6	Maddie Martin	1	0	0	0	.000	0	0	1	0	0	0	0	0	0
12	Alyssa D'Errico	3	0	0	0	.000	1	1	1	1	13	0	0	0	0
13	Megan Shifflett	1	0	0	0	.000	0	0	1	0	0	0	0	0	0
23	Ali Longo	3	0	0	0	.000	0	3	0	1	5	0	0	0	0
Totals		3	54	19	127	.276	50	4	5	3	52	1	14	2	0

TEAM ATTACK PER SET

Set	K	E	TA	Pct.
1	17	6	34	.324
2	19	5	47	.298
3	18	8	46	.217

TOTAL TEAM BLOCKS: 8.0

2011 CHAMPIONSHIP MATCH, Dec. 17 at San Antonio

UCLA 3, ILLINOIS 1



2011 UCLA — Front Row (L-R): Team Manager Nicole Favreau, Assistant Coach Joy McKenzie-Fuerbringer, Madie Smith, Megan Moenoa, Nikki Casale, Lainey Gera, Student Athletic Trainer Carole Spradling, Assistant Athletic Trainer Tina Tubbs, Student Athletic Trainer Mara Perscheid. Middle Row (L-R): Volunteer Assistant Coach Aaron Wexler, Kelly Reeves, Meg Norton, Priscilla Ezeji, Olivia Okoro, Lauren Van Orden, Jenna Scilacci, Bojana Todorovic, Director of Volleyball Operations Cayley Thurlby. Back Row (L-R): Assistant Coach Dan O'Dell, Rachael Kidder, Mariana Aquino, Karsta Lowe, Tabi Love, Katie Camp, Zoë Nightingale, Sara Sage, Head Coach Michael Sealy.

UCLA

No.	Name	SP	K	E	TA	PCT	A	SA	SE	RE	DIG	BS	BA	BE	BHE
2	Kelly Reeves	4	7	5	24	.083	2	1	0	0	16	0	3	0	0
5	Lauren Van Orden	4	4	0	8	.500	53	0	0	0	17	0	5	2	0
10	Bojana Todorovic	4	1	0	4	.250	1	0	0	1	18	0	0	0	0
11	Rachael Kidder	4	20	11	71	.127	2	1	0	1	8	0	3	0	0
12	Mariana Aquino	3	4	2	11	.182	0	0	0	0	4	0	4	1	0
13	Zoë Nightingale	4	8	3	20	.250	0	0	0	0	1	1	10	2	0
3	Tabi Love	4	14	4	34	.294	0	0	0	0	2	0	3	0	0
4	Sara Sage	1	6	0	7	.857	0	0	0	0	1	0	0	0	0
6	Lainey Gera	4	0	0	0	.000	4	0	0	2	19	0	0	0	0
14	Meg Norton	3	0	0	0	.000	0	0	0	0	1	0	0	0	0
17	Karsta Lowe	1	0	0	0	.000	0	0	0	0	0	0	0	0	0
	Totals	4	64	25	179	.218	62	2	0	4	87	1	28	5	0

TEAM ATTACK PER SET

Set	K	E	TA	Pct.
1	15	7	53	.151
2	12	6	33	.182
3	20	7	57	.228
4	17	5	36	.333

TOTAL TEAM BLOCKS: 15.0

SET SCORES	1	2	3	4	TEAM RECORDS
UCLA	25	23	26	25	30-6
Illinois	23	25	24	16	32-5

Illinois

No.	Name	SP	K	E	TA	PCT	A	SA	SE	RE	DIG	BS	BA	BE	BHE
4	Colleen Ward	4	17	4	47	.277	4	1	3	1	13	0	2	0	1
5	Anna Dorn	4	2	1	8	.125	0	0	0	0	0	0	8	0	0
6	Michelle Bartsch	4	22	4	64	.281	2	0	2	0	14	2	1	0	0
11	Annie Luhrs	4	6	1	13	.385	47	0	2	0	14	0	3	0	0
12	Erin Johnson	4	5	4	20	.050	0	0	0	0	1	0	1	0	0
14	Liz McMahon	4	7	6	29	.034	0	0	0	0	0	0	4	0	0
2	Rachel Feldman	4	0	0	0	.000	1	0	1	0	8	0	0	0	0
3	Jennifer Beltran	4	0	0	0	.000	3	1	1	1	26	0	0	0	0
10	Jackie Wolfe	4	0	0	0	.000	1	2	2	0	0	0	0	0	0
	Totals	4	59	20	181	.215	58	4	11	2	76	2	19	0	1

TEAM ATTACK PER SET

Set	K	E	TA	Pct.
1	14	6	50	.160
2	17	6	40	.275
3	17	5	59	.203
4	11	3	32	.250

TOTAL TEAM BLOCKS: 11.5



NCAA VOLLEYBALL

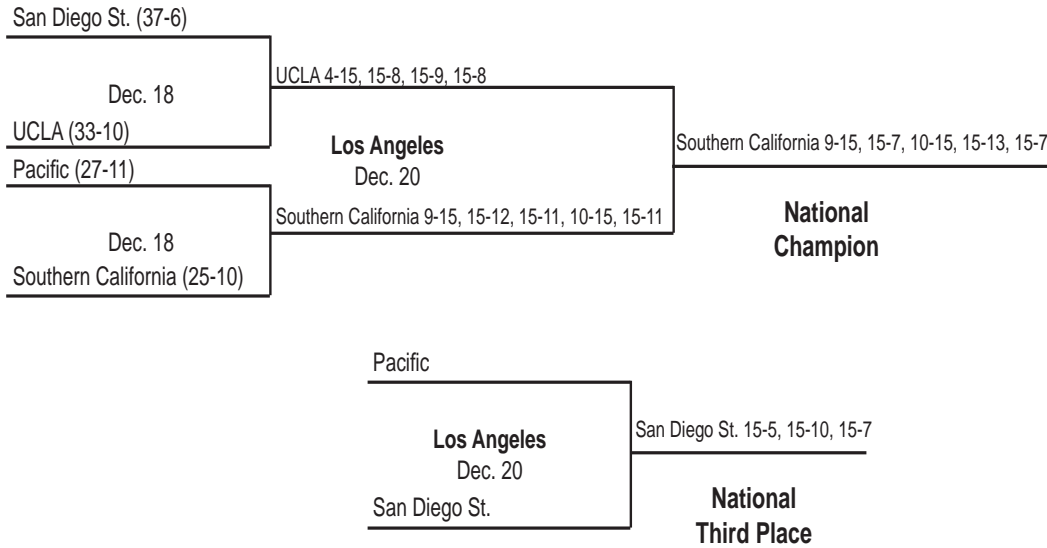
Finals Brackets

Finals Brackets..... 112

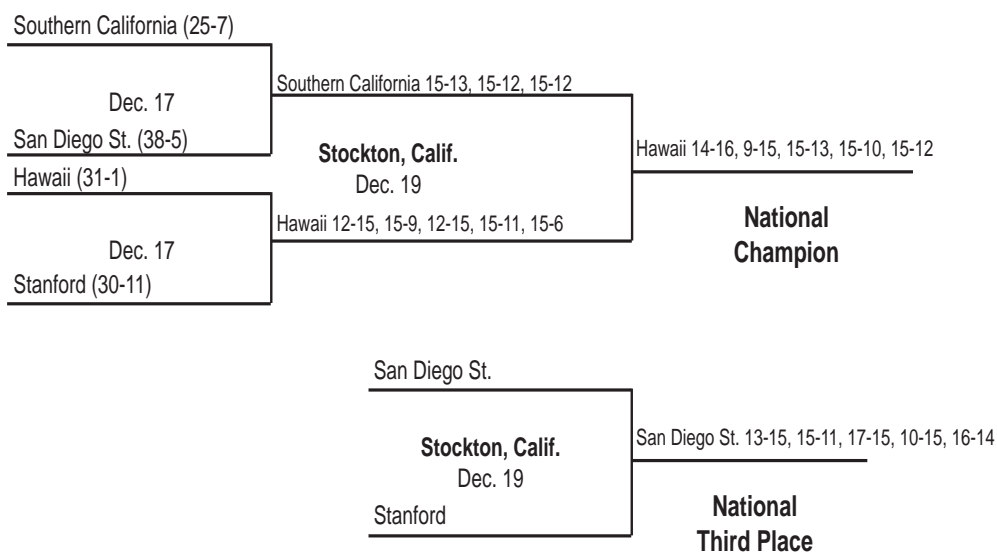




1981 Finals Bracket

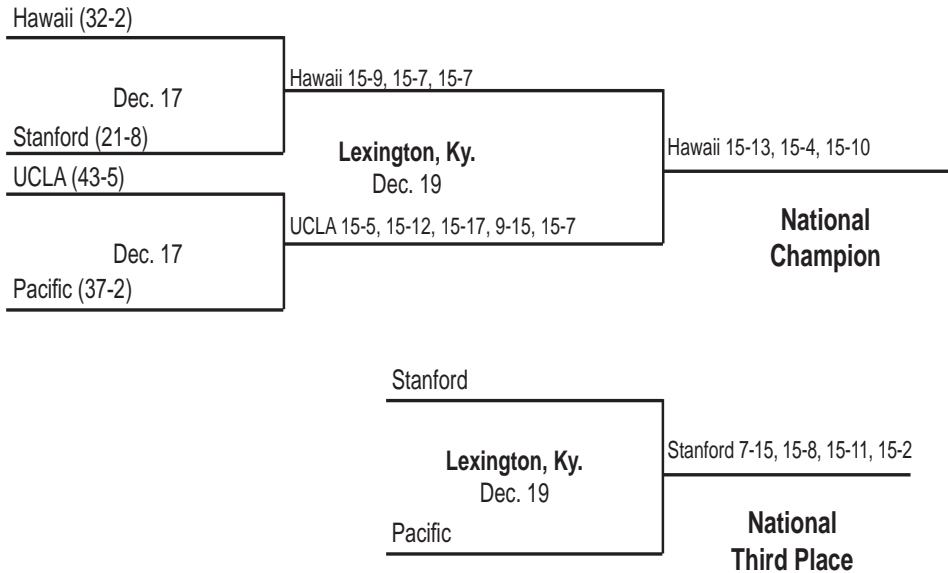


1982 Finals Bracket

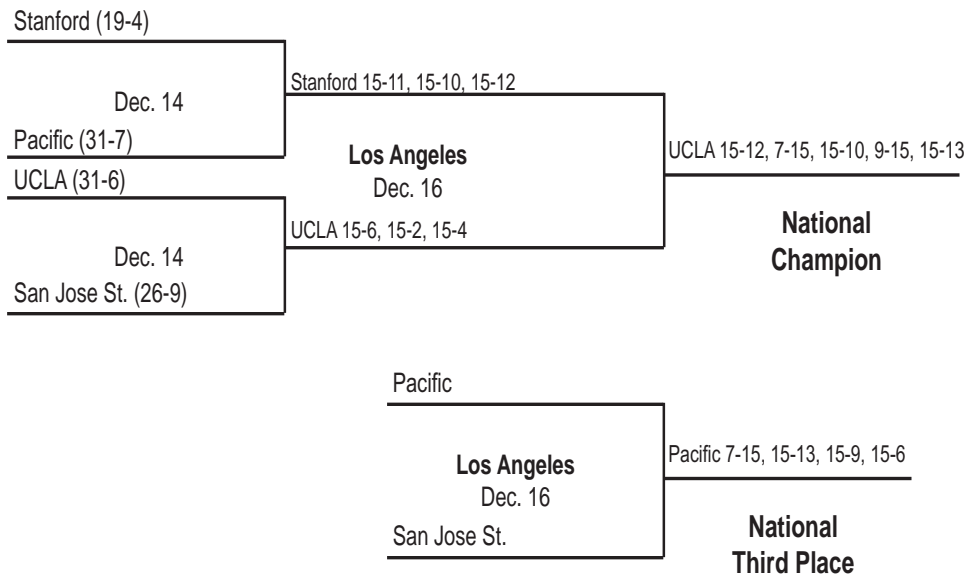




1983 Finals Bracket



1984 Finals Bracket





1985 Finals Bracket

Southern California (25-8)

Dec. 20
Stanford (27-2)

Pacific (34-3)

Dec. 20
UCLA (29-6)

Stanford 15-9, 7-15, 15-10, 15-6
Kalamazoo, Mich.
Dec. 22
Pacific 15-11, 15-7, 9-15, 17-15

Pacific 15-17, 15-7, 15-12, 15-13

**National
Champion**

Southern California
Kalamazoo, Mich.
Dec. 22
UCLA

Southern California 15-7, 15-12, 8-15, 11-15, 15-3

**National
Third Place**



1986 Finals Bracket

Pacific (37-3)

Dec. 18
Texas (29-5)

Nebraska (28-5)

Dec. 18
Stanford (24-9)

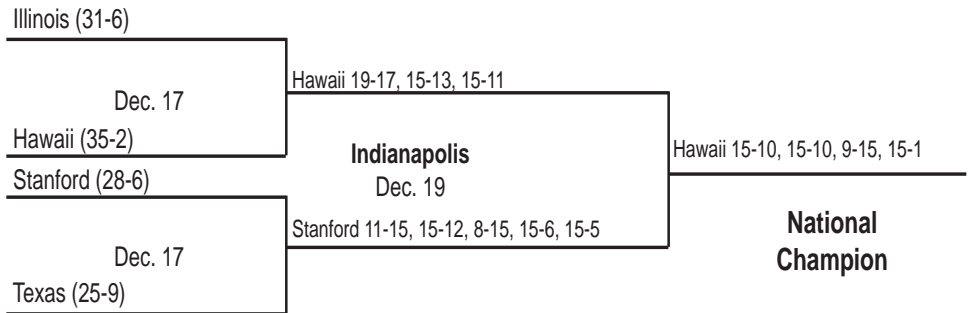
Pacific 15-6, 15-1, 16-14
Stockton, Calif.
Dec. 20
Nebraska 7-15, 15-2, 15-10, 15-10

Pacific 15-12, 15-4, 15-4

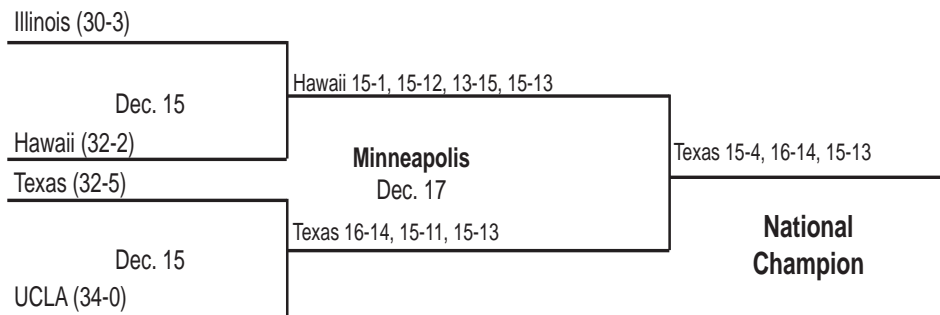
**National
Champion**



1987 Finals Bracket

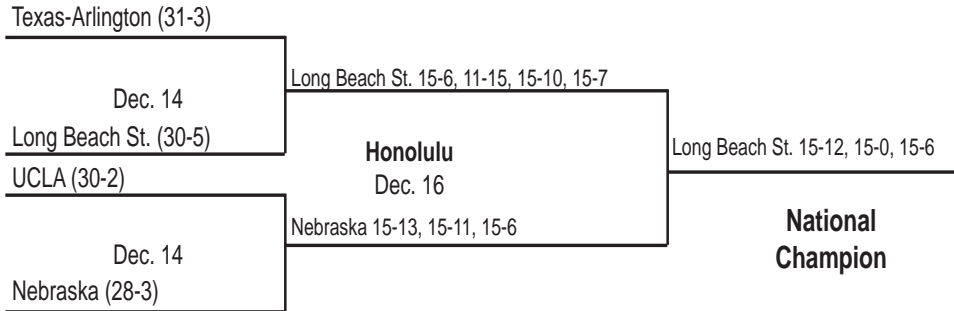


1988 Finals Bracket

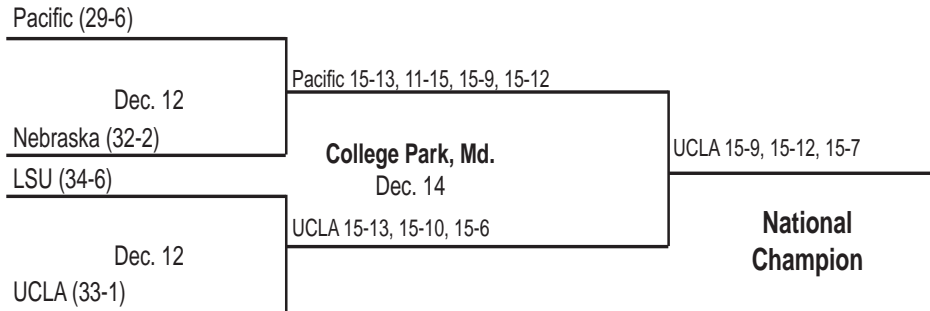




1989 Finals Bracket



1990 Finals Bracket

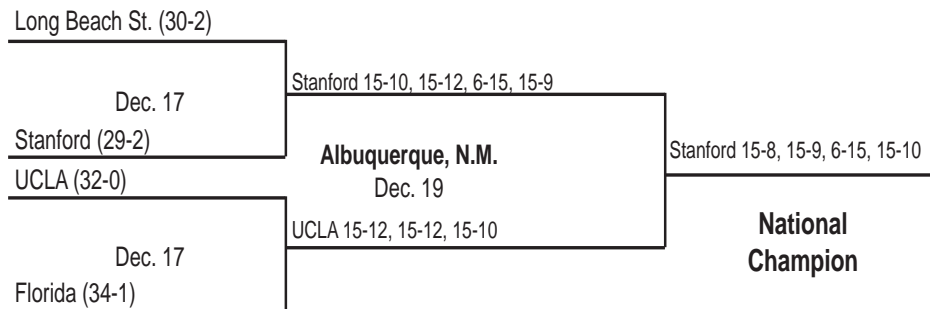




1991 Finals Bracket



1992 Finals Bracket





1993 Finals Bracket

BYU (29-2)

Dec. 16
Penn St. (30-4)

Florida (33-3)
Dec. 16
Long Beach St. (30-2)

Penn St. 15-13, 6-15, 16-14, 15-12
Madison, Wis.
Dec. 18
Long Beach St. 15-10, 15-6, 15-3

Long Beach St. 15-13, 12-15, 15-11, 16-14

**National
Champion**



1994 Finals Bracket

Penn St. (31-3)

Dec. 15
UCLA (31-3)

Ohio St. (29-2)
Dec. 15
Stanford (30-1)

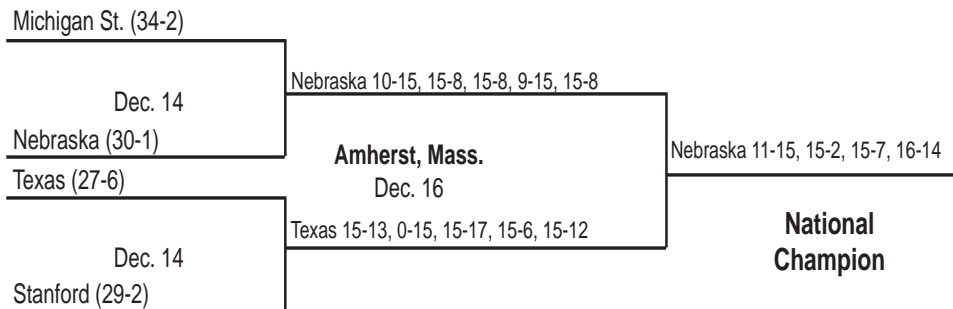
UCLA 3-15, 15-4, 15-9, 5-15, 15-11
Austin, Texas
Dec. 17
Stanford 15-11, 15-9, 15-7

Stanford 15-10, 5-15, 16-14, 15-13

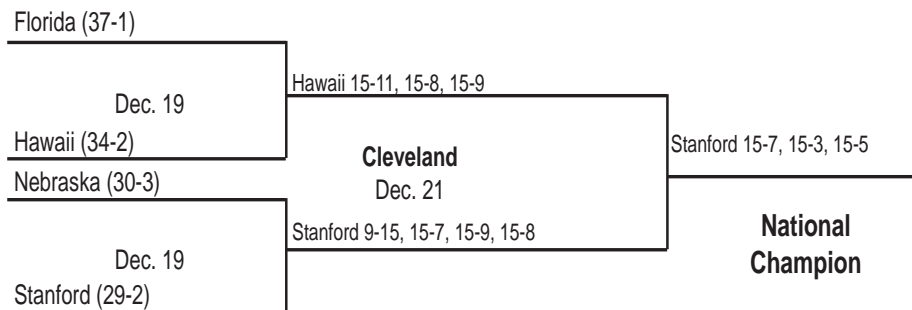
**National
Champion**



1995 Finals Bracket

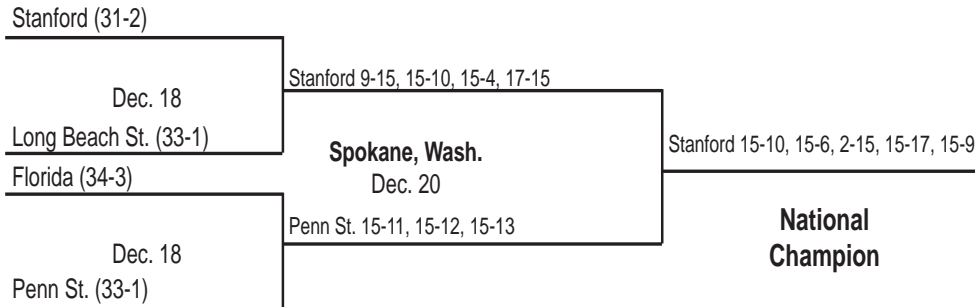


1996 Finals Bracket

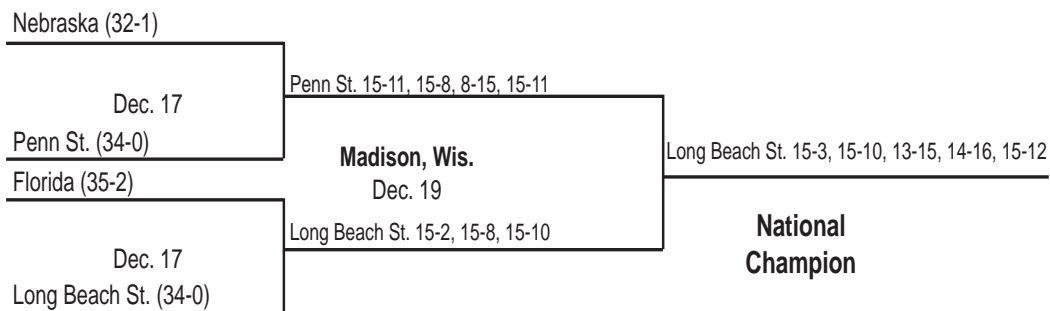




1997 Finals Bracket

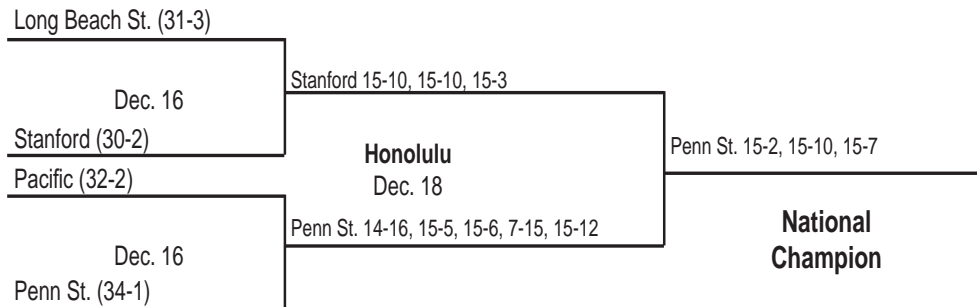


1998 Finals Bracket

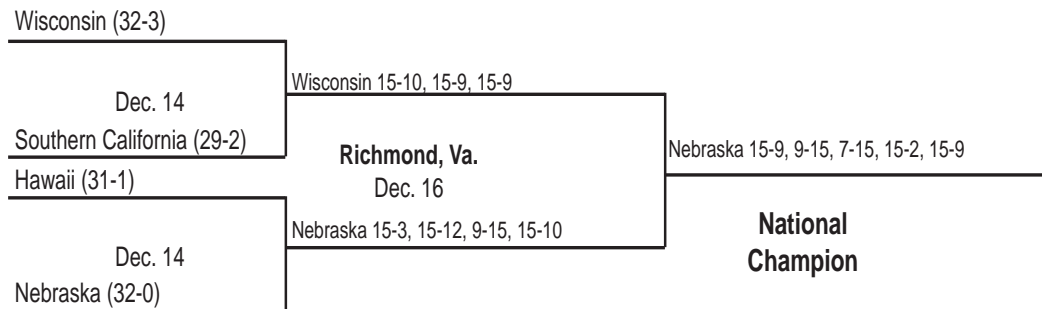




1999 Finals Bracket

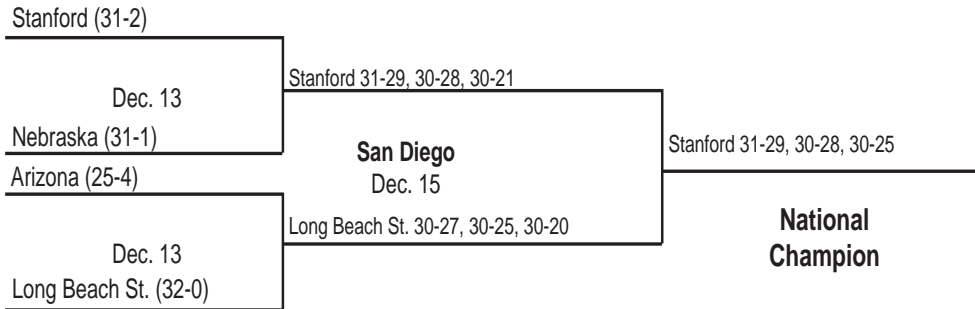


2000 Finals Bracket

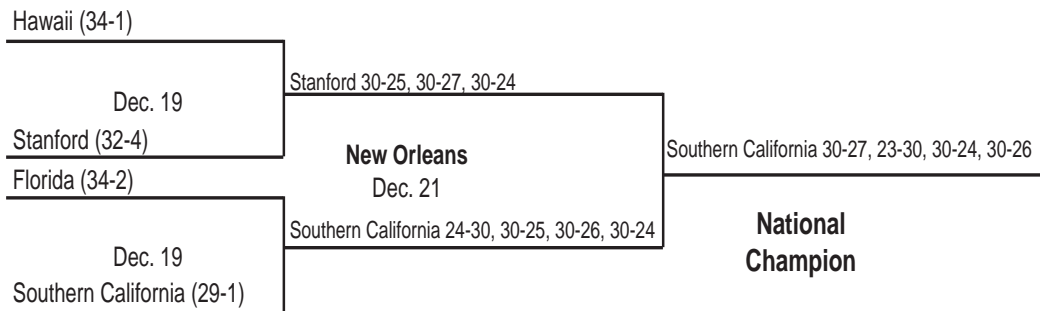




2001 Finals Bracket

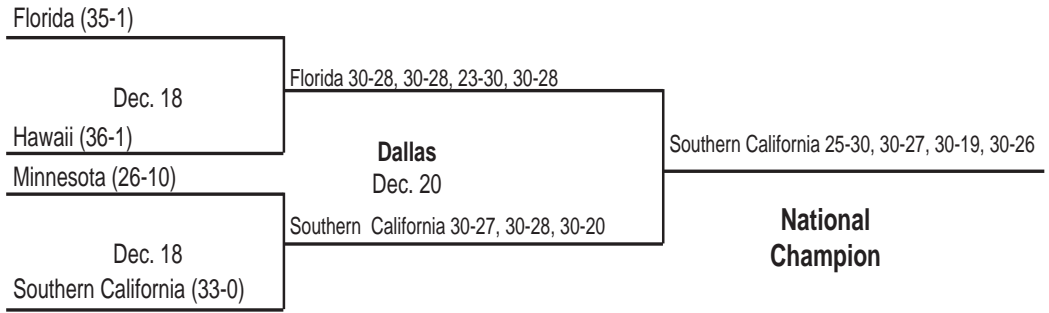


2002 Finals Bracket

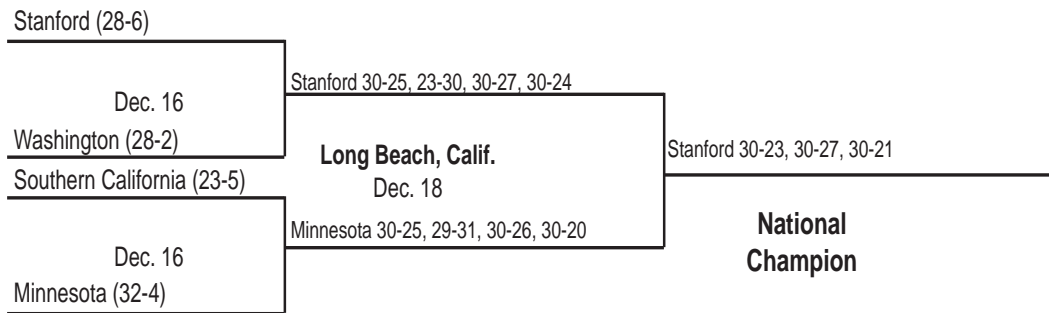




2003 Finals Bracket

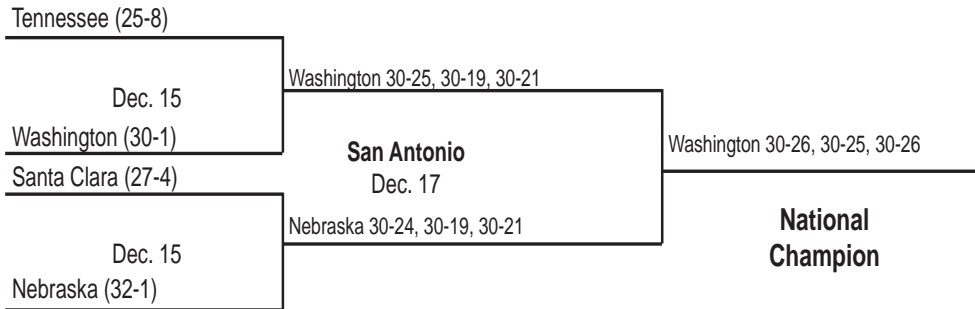


2004 Finals Bracket

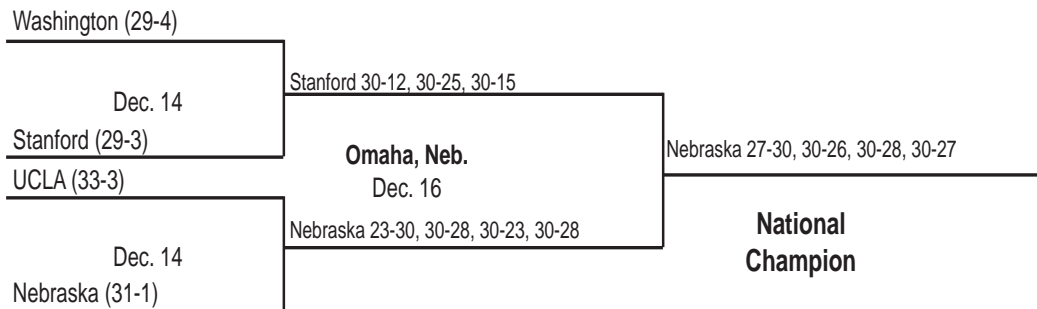




2005 Finals Bracket

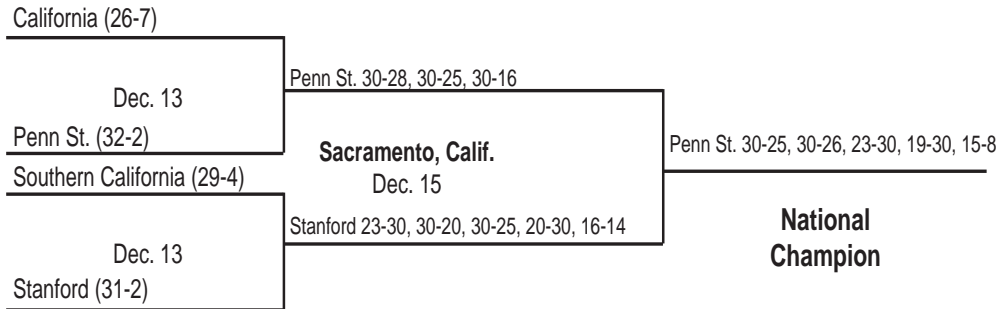


2006 Finals Bracket

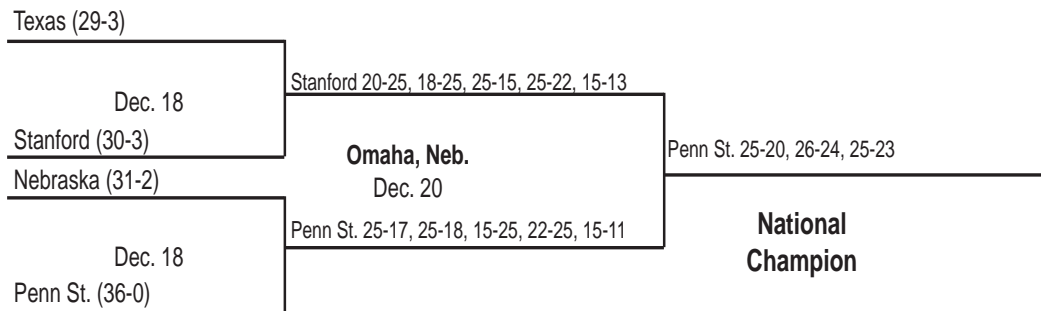




2007 Finals Bracket

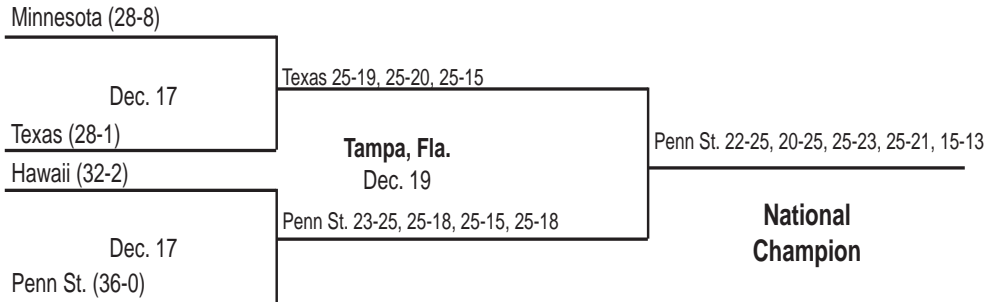


2008 Finals Bracket

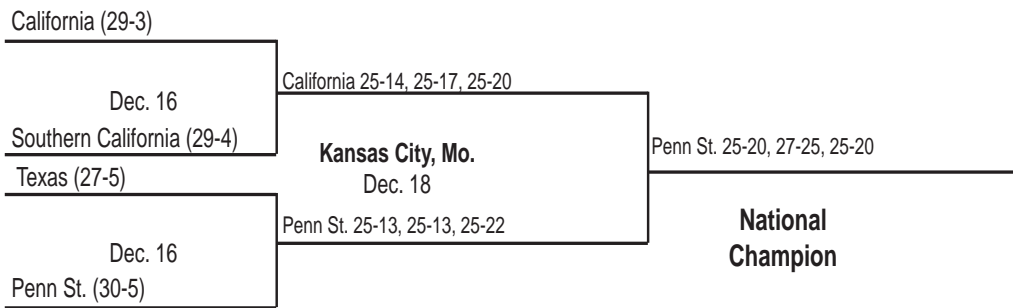




2009 Finals Bracket



2010 Finals Bracket





2011 Finals Bracket

Florida St. (28-6)

Dec. 15

UCLA (28-6)

Southern California (29-4)

Dec. 15

Illinois (31-4)

UCLA 25-16, 25-17, 25-21

San Antonio

Dec. 17

Illinois 25-27, 25-18, 25-22, 18-25, 15-10

UCLA 25-23, 23-25, 26-24, 25-16

**National
Champion**