DIVISION I WOMEN'S
VOLLEYBALL CHAMPIONSHIP

Team Champions

Team Champions 40

1981 CHAMPIONSHIP MATCH, Dec. 20 at Los Angeles

SOUTHERN CALIFORNIA 3, UCLA 2

1981 Southern California — *Front Row (L-R): Leslie Nelson, Suzette Lee, Karen Olson, Nicole Pankopf. Middle Row (L-R): Katie McGarrey, Dana Smith, Kim Ruddins, Lori Uranich. Back Row (L-R): Head Coach Chuck Erbe, Cathy Stukel, Tauna Vandeweghe, Margaret Grant, Anna Maria Lopez, Assistant Coach Steve George.*

Southern California

No.	Name	SP	K	E	TA	PCT	A	SA	SE	RE	DIG	BS	BA	BE	BHE
2	Katie McGarrey	5	21	4	37	.459	---	1	2	3	0	0	4	0	1
4	Dana Smith	5	19	8	41	.268	---	0	2	1	1	1	4	1	1
5	Cathy Stukel	5	5	4	24	.042	---	2	0	0	2	3	4	2	1
8	Margaret Grant	5	10	8	32	.063	---	0	0	3	1	0	0	0	0
11	Karen Olson	5	1	1	2	.000	---	0	0	3	1	0	0	0	0
13	Tauna Vandeweghe	5	13	3	24	.417	---	0	0	2	0	0	7	2	1
3	Kim Ruddins	1	0	0	0	.000	---	0	0	0	0	0	0	0	0
6	Anna Maria Lopez	5	14	5	35	.257	---	1	1	2	2	1	2	1	1
	Totals	5	83	33	195	.256	---	4	6	16	9	7	26	6	5

TEAM ATTACKS PER SET — TOTAL TEAM BLOCKS: 20.0

Set	K	E	TA	Pct.
1	14	5	32	.281
2	14	5	28	.321
3	12	7	35	.143
4	29	13	74	.216
5	14	3	26	.423

SET SCORES	**1**	**2**	**3**	**4**	**5**
Southern California	9	15	10	15	15
UCLA	15	7	15	13	7

TEAM RECORDS
27-10
34-11

UCLA

No.	Name	SP	K	E	TA	PCT	A	SA	SE	RE	DIG	BS	BA	BE	BHE
21	Linda Robertson	5	19	11	46	.174	---	0	3	3	4	2	2	0	0
31	Patty Orozco	5	17	10	42	.167	---	1	3	1	1	1	3	1	0
33	Kathy Herse	5	8	3	15	.333	---	0	2	0	4	1	0	2	0
36	Cammy Chalmers	5	11	2	35	.258	---	3	0	1	1	1	7	0	0
38	Stacy Brittain	5	6	2	12	.333	---	0	1	0	2	0	2	1	4
40	Jeanne Beauprey	5	12	8	40	.100	---	1	1	0	3	0	3	0	1
18	Suzie Crone	2	0	1	2	-.500	---	1	2	0	1	0	0	0	1
37	Merja Connolly	5	4	0	9	.444	---	4	1	0	1	0	3	2	0
42	Coleen Koop	5	2	2	11	.000	---	0	0	0	0	0	0	0	0
	Totals	5	79	39	212	.189	---	10	13	5	17	5	20	6	6

TEAM ATTACKS PER SET — TOTAL TEAM BLOCKS: 15.0

Set	K	E	TA	Pct.
1	19	5	42	.333
2	16	9	39	.179
3	12	5	29	.241
4	25	9	70	.229
5	7	11	32	-.125

1982 CHAMPIONSHIP MATCH, Dec. 19 at Stockton, Calif.

HAWAII 3, SOUTHERN CALIFORNIA 2

1982 Hawaii — *Front Row (L-R): Niuli'i Heine, Ohua Mahoe, Kris Pulaski, Missy Yomes, Marcie Wurts, Kori Pulaski, Joyce Kaapuni. Back Row (L-R): Head Coach Dave Shoji, Graduate Assistant Diane Sebastian, Sista Palakiko, Candy Kane, Lisa Strand, Susan Hlavenka, Deitre Collins, Lee Ann Pestana, Graduate Assistant Nahaku Brown, Assistant Coach Dean Nowack.*

Southern California

No.	Name	SP	K	E	TA	PCT	A	SA	SE	RE	DIG	BS	BA	BE	BHE
3	Kim Ruddins	5	6	2	13	.308	--	1	0	0	0	0	6	2	3
4	Dana Smith	5	29	10	61	.311	--	1	1	1	1	0	3	2	0
6	Janice Johnson	5	8	5	28	.107	--	3	2	5	0	2	7	2	0
8	Margaret Grant	5	11	5	33	.091	--	3	3	2	0	0	6	0	1
10	Tracy Clark	5	32	13	85	.221	--	2	0	1	3	0	4	4	0
11	Leslie Devereaux	5	4	5	18	-.056	--	0	2	2	1	1	7	0	2
1	Lisa Niedringhaus	1	0	0	0	.000	--	0	0	0	0	0	0	0	0
	Totals	5	90	40	238	.210	--	10	8	11	5	3	33	10	6

TEAM ATTACKS PER SET

Set	K	E	TA	Pct.
1	16	10	49	.122
2	21	2	45	.422
3	16	8	40	.200
4	19	12	60	.083
5	18	8	44	.227

TOTAL TEAM BLOCKS: 19.5

SET SCORES	1	2	3	4	5
Southern California	16	15	13	10	12
Hawaii	14	9	15	15	15

TEAM RECORDS
26-8
33-1

Hawaii

No.	Name	SP	K	E	TA	PCT	A	SA	SE	RE	DIG	BS	BA	BE	BHE
2	Missy Yomes	5	19	8	45	.244	--	2	1	2	2	0	2	1	0
4	Kris Pulaski	5	1	2	13	-.077	--	2	3	0	1	0	0	0	1
5	Lisa Strand	5	16	9	45	.156	--	2	1	1	1	2	1	1	0
7	Kori Pulaski	5	23	5	66	.273	--	0	2	4	3	0	0	0	0
9	Joyce Kaapuni	5	9	9	36	.000	--	1	1	0	5	1	0	0	1
11	Deitre Collins	5	25	10	55	.273	--	3	4	4	5	6	1	3	0
6	Lee Ann Pestana	5	3	1	8	.250	--	0	0	0	0	0	0	0	1
8	Marcie Wurts	1	0	0	0	.000	--	0	0	0	1	0	0	0	0
11	Candy Kane	1	0	0	0	.000	--	1	1	0	0	0	0	0	0
14	Sista Palakiko	1	1	0	1	1.000	--	0	0	0	1	0	0	0	0
	Totals	5	97	44	269	.197	--	11	13	11	19	9	4	5	3

TEAM ATTACKS PER SET

Set	K	E	TA	Pct.
1	18	11	58	.121
2	19	12	57	.123
3	18	6	46	.261
4	20	8	51	.235
5	22	7	58	.259

TOTAL TEAM BLOCKS: 11.0

1983 CHAMPIONSHIP MATCH, Dec. 19 at Lexington, Ky.

HAWAII 3, UCLA 0

1983 Hawaii — *Front Row (L-R): Joyce Kaapuni, Kori Pulaski, Missy Yomes, Kris Pulaski, Naomi Higa, Marcie Wurts, Athletic Trainer Melody Toth. Back Row (L - R): Head Coach Dave Shoji, Debbie Black, Susan Hlavenka, Lisa Strand, Pam Lawrence, Deitre Collins, Sista Palakiko, Lee Ann Pestana, Graduate Assistant Diane Sebastian, Assistant Coach Dean Nowack.*

Hawaii

No.	Name	GP	K	E	TA	PCT	A	SA	SE	RE	DIG	BS	BA	BE	BHE
2	Missy Yomes	3	5	5	19	.000	--	0	1	0	1	0	0	0	0
4	Kris Pulaski	3	2	0	7	.286	--	2	1	0	11	0	1	0	0
5	Lisa Strand	3	3	3	8	.000	--	0	2	1	10	1	2	1	0
7	Kori Pulaski	3	8	5	27	.111	--	0	1	0	10	0	1	0	1
9	Joyce Kaapuni	3	10	0	15	.667	--	4	2	0	16	1	0	0	0
11	Deitre Collins	3	16	4	39	.308	--	1	2	0	3	6	2	0	0
6	Lee Ann Pestana	1	1	0	1	1.000	--	0	0	0	1	0	0	0	0
8	Marcie Wurts	3	5	2	15	.200	--	1	0	0	14	0	1	0	0
	Totals	3	50	19	131	.237	--	8	10	1	69	8	7	2	1

TEAM ATTACKS PER SET

Set	K	E	TA	Pct.
1	15	8	44	.159
2	9	4	26	.192
3	26	7	61	.311

TOTAL TEAM BLOCKS: 11.5

SET SCORES	1	2	3	TEAM RECORDS
Hawaii	15	15	15	34-2
UCLA	13	4	10	44-6

UCLA

No.	Name	SP	K	E	TA	PCT	A	SA	SE	RE	DIG	BS	BA	BE	BHE
21	Liz Masakayan	3	15	7	35	.229	--	0	0	3	8	0	0	0	0
31	Patty Orozco	3	10	8	30	.067	--	0	1	0	8	1	4	0	0
32	Dawn Kenny	3	4	3	14	.071	--	0	1	1	4	0	5	1	0
35	Lori Zeno	3	2	4	7	-.285	--	0	0	0	1	0	0	0	0
37	Merja Connolly	3	4	2	12	.167	--	0	1	3	7	1	1	2	0
46	Michelle Boyette	3	4	2	15	.133	--	1	1	0	9	0	1	0	0
34	Tracy Sayring	1	0	0	1	.000	--	0	0	0	6	0	0	0	1
38	Leslie Brewer	3	6	0	8	.750	--	0	0	0	0	0	0	0	0
44	Sheila Cornell	1	0	0	0	.000	---	0	1	1	0	0	0	0	0
	Totals	3	45	26	122	.156	--	1	5	8	43	2	11	3	1

TEAM ATTACKS PER SET

Set	K	E	TA	Pct.
1	14	11	44	.068
2	6	8	21	-.095
3	25	7	57	.316

TOTAL TEAM BLOCKS: 7.5

1984 CHAMPIONSHIP MATCH, Dec. 16 at Los Angeles

UCLA 3, STANFORD 2

1984 UCLA — *Front Row (L-R): Julie Barnes, Leslie Brewer, Lisa Ettesvold, Stacy Buck, Katie McGarrey, Dawn Kenny, Wendy Fletcher, Liz Masakayan. Middle Row (L-R): Vickie Wethered, Susie Taylor, Kara McGuinness, Merja Connolly, Michelle Boyette, Tracy Sayring, Mora Kanim. Back Row (L-R): Graduate Assistant Coach Patty Orozco, Assistant Coach Lisa Rapoport, Head Coach Andy Banachowski, Assistant Coach Greg Giovanazzi, Graduate Assistant Coach Cammy Chalmers, Trainer Lorita Graner.*

UCLA

No.	Name	SP	K	E	TA	PCT	A	SA	SE	RE	DIG	BS	BA	BE	BHE
21	Liz Masakayan	5	32	13	71	.268	4	0	2	2	24	1	0	0	0
32	Dawn Kenny	5	7	4	28	.116	1	0	1	0	6	0	5	0	0
37	Merja Connolly	5	22	8	53	.264	3	1	0	3	17	2	4	0	0
38	Leslie Brewer	5	11	2	24	.375	1	0	0	0	3	0	4	2	1
42	Katie McGarrey	5	20	6	56	.250	2	1	0	1	20	0	1	1	0
46	Michelle Boyette	5	11	2	23	.391	81	1	2	0	18	0	2	0	5
18	Julie Barnes	5	0	0	0	.000	5	1	3	0	12	0	0	0	0
20	Lisa Ettesvold	3	3	2	6	.167	0	1	2	0	3	0	0	0	0
22	Kara McGuinness	2	0	0	2	.000	0	0	1	0	3	0	2	0	0
33	Stacy Buck	1	0	0	0	.000	0	0	0	0	0	0	0	0	0
40	Wendy Fletcher	3	2	4	10	-.200	1	2	0	0	0	0	0	0	0
	Totals	5	108	41	273	.245	98	7	11	6	106	3	18	3	6

TEAM ATTACKS PER SET

TOTAL TEAM BLOCKS: 12.0

Set	K	E	TA	Pct.
1	26	10	60	.267
2	18	11	51	.137
3	21	4	47	.362
4	26	8	62	.290
5	17	8	53	.170

SET SCORES	**1**	**2**	**3**	**4**	**5**
UCLA	15	7	15	9	15
Stanford	12	15	10	15	13

TEAM RECORDS
33-6
20-5

Stanford

No.	Name	SP	K	E	TA	PCT	A	SA	SE	RE	DIG	BS	BA	BE	BHE
2	Barbra Fontana	5	15	6	43	.209	2	3	0	0	8	1	0	0	0
8	Wendi Rush	5	6	3	26	.115	27	0	0	0	14	0	2	0	1
9	Deidra Dvorak	5	2	1	9	.111	46	2	0	0	12	0	7	1	2
14	Bobbi Broer	5	22	1	38	.553	1	0	4	0	11	1	3	1	1
15	Susan Compton	5	16	7	56	.161	1	0	0	1	20	0	1	0	0
16	Kim Oden	5	17	7	41	.244	1	2	4	2	13	6	7	4	1
3	Terri Bryson	5	0	0	0	.000	0	0	0	2	2	0	0	0	0
18	Teresa Smith	3	10	5	24	.208	0	0	1	2	6	0	0	0	0
	Totals	5	88	30	237	.245	78	7	9	7	86	8	20	6	5

TEAM ATTACKS PER SET

TOTAL TEAM BLOCKS: 18.0

Set	K	E	TA	Pct.
1	21	3	53	.340
2	18	7	46	.239
3	17	8	45	.200
4	18	3	46	.326
5	14	9	47	.106

1985 CHAMPIONSHIP MATCH, Dec. 22 at Kalamazoo, Mich.

PACIFIC 3, STANFORD 1



1985 Pacific — *Front Row (L-R): Volunteer Assistant Coach Mike Jones, Leona Bielefeld, Teri McGrath, Mary Miller, Elaina Oden, Therese Boyle, Janet Wolfe, Assistant Coach Steve Lowe. Back Row (L-R): Assistant Coach Perri Hankins, Andrea Redick, Liz Hert, Brooke Herrington, Head Coach John Dunning, Andrea Markel, Dorothy Hert, Julie Maginot, Athletic Trainer Debbie O'Sullivan.*

Pacific

No.	Name	SP	K	E	TA	PCT	A	SA	SE	RE	DIG	BS	BA	BE	BHE
1	Julie Maginot	4	12	1	45	.244	2	2	0	1	8	0	2	1	--
2	Elaina Oden	4	24	2	55	.400	2	3	1	1	15	0	4	2	--
5	Therese Boyle	4	16	1	35	.429	5	1	1	1	4	0	2	0	--
6	Teri McGrath	4	20	1	32	.594	3	1	0	1	17	0	3	0	--
11	Liz Hert	4	2	4	10	-.200	71	2	2	0	8	0	4	1	--
12	Dorothy Hert	4	4	3	17	.059	0	1	2	0	13	0	4	1	--
3	Andrea Redick	2	0	0	0	.000	0	0	0	1	2	0	0	0	--
4	Mary Miller	4	4	1	6	.500	0	0	0	0	2	0	3	0	--
22	Brooke Herrington	4	5	1	9	.444	1	0	0	1	1	0	0	1	--
	Totals	4	87	14	209	.349	84	10	6	6	70	0	22	6	--

TEAM ATTACKS PER SET

Set	K	E	TA	Pct.
1	31	2	75	.387
2	15	2	29	.448
3	26	6	60	.330
4	15	4	45	.244

TOTAL TEAM BLOCKS: 11.0

SET SCORES	1	2	3	4	TEAM RECORDS
Pacific	15	15	15	15	36-3
Stanford	17	7	12	13	28-3

Stanford

No.	Name	SP	K	E	TA	PCT	A	SA	SE	RE	DIG	BS	BA	BE	BHE
2	Barbra Fontana	4	22	12	51	.196	1	2	0	2	19	0	1	2	--
6	Amy Hayes	4	8	5	25	.120	3	1	0	1	20	0	3	0	--
8	Wendi Rush	4	6	0	9	.667	69	1	0	0	16	0	3	0	--
11	Nancy Reno	4	9	3	26	.231	0	0	2	0	9	0	3	2	--
16	Kim Oden	4	27	4	57	.404	2	2	0	0	8	1	7	2	--
18	Teresa Smith	4	15	5	32	.313	3	0	1	3	7	0	3	0	--
3	Terri Bryson	1	0	0	0	.000	0	0	0	0	2	0	0	0	--
4	Brook Binley	1	0	0	0	.000	0	0	0	0	1	0	0	0	--
5	Brooke Hahner	3	1	2	5	-.200	0	0	0	0	0	0	0	0	--
	Totals	4	88	31	205	.278	78	6	3	6	82	1	20	6	--

TEAM ATTACKS PER SET

Set	K	E	TA	Pct.
1	31	6	58	.431
2	14	9	37	.135
3	28	10	68	.265
4	15	6	42	.262

TOTAL TEAM BLOCKS: 11.0

1986 CHAMPIONSHIP MATCH, Dec. 20 at Stockton, Calif.

PACIFIC 3, NEBRASKA 0

1986 Pacific — *Front Row (L-R): Janet Wolfe, Liz Hert, Katie Harper, Dorothy Hert, Andrea Redick, Brooke Herrington, Pam Lance, Leona Bielefeld. Back Row (L-R): Graduate Assistant Coach Cathy Lumb, Assistant Coach Mike Jones, Elaina Oden, Teri McGrath, Head Coach John Dunning, Cathey Scotlan, Mary Miller, Assistant Coach Perri Hankins, Athletic Trainer Gayle Matsuura.*

Nebraska

No.	Name	SP	K	E	TA	PCT	A	SA	SE	RE	DIG	BS	BA	BE	BHE
1	Tisha Delaney	3	1	5	9	-.444	36	1	0	0	8	0	1	2	--
2	Lori Endicott	3	4	0	10	.400	1	0	2	0	15	0	0	1	--
3	Enid Schonewise	3	13	3	32	.312	0	0	1	1	6	1	0	1	--
6	Angie Millikin	3	1	0	2	.500	0	1	2	0	7	0	0	0	--
10	Kathi DeBoer	3	3	5	19	-.105	0	0	1	0	4	0	1	1	--
13	Karen Dahlgren	3	10	9	42	.024	2	1	1	0	3	0	2	1	--
14	Virginia Stahr	3	5	5	15	.000	0	0	2	1	5	0	0	1	--
7	DeLisa DeBolt	1	0	0	0	.000	0	0	0	0	0	0	0	0	--
9	Sue Hansen	2	0	0	0	.000	0	1	1	0	0	0	0	0	--
12	Barb Young	3	0	0	0	.000	0	0	0	0	1	0	0	0	--
	Totals	3	37	27	129	.078	39	4	10	2	49	1	4	7	--

TEAM ATTACKS PER SET

Set	K	E	TA	Pct.
1	20	7	.54	241
2	8	8	28	.000
3	14	12	53	.038

TOTAL TEAM BLOCKS: 3.0

SET SCORES	1	2	3
Nebraska	12	4	4
Pacific	15	15	15

TEAM RECORDS

	29-6
	39-3

Pacific

No.	Name	SP	K	E	TA	PCT	A	SA	SE	RE	DIG	BS	BA	BE	BHE
2	Elaina Oden	3	13	3	20	.500	0	0	0	0	14	0	0	0	--
4	Mary Miller	3	5	1	18	.222	0	1	0	2	7	4	1	0	--
6	Teri McGrath	3	14	6	27	.296	2	0	1	1	7	1	1	1	--
11	Liz Hert	3	4	1	9	.333	45	0	1	1	8	0	0	0	--
12	Dorothy Hert	3	11	5	22	.273	0	1	2	0	9	1	0	0	--
22	Brooke Herrington	3	9	2	23	.304	0	0	0	0	10	2	0	0	--
3	Andrea Redick	3	0	1	1	-1.000	0	0	0	0	4	0	0	0	--
14	Leona Bielefeld	1	0	0	0	.000	0	0	0	0	0	0	0	0	--
	Totals	3	56	19	120	.308	47	2	4	4	59	8	2	1	--

TEAM ATTACKS PER SET

Set	K	E	TA	Pct.
1	23	9	51	.275
2	12	2	18	.556
3	21	7	49	.286

TOTAL TEAM BLOCKS: 9.0

1987 CHAMPIONSHIP MATCH, Dec. 19 at Indianapolis

HAWAII 3, STANFORD 1



1987 Hawaii — *Front Row (L-R): Jaime Paet, Leeana Merriweather, Mahina Eleneki, Reydan Ahuna, Karrie Trieschman, Teee Williams, (unidentified person). Back Row (L-R): Athletic Trainer Melody Toth, Manager Kepa Cummings, Suzanne Eagye, Diana Jessie, Martina Cincerova, Head Coach Dave Shoji, Assistant Coach Dean Nowack, Jami Long, Statistician Alan Lau.*

Hawaii

No.	Name	SP	K	E	TA	PCT	A	SA	SE	RE	DIG	BS	BA	BE	BHE
1	Teee Williams	4	21	4	44	.386	1	0	1	0	13	1	1	1	--
2	Mahina Eleneki	4	7	0	25	.280	0	0	0	0	14	0	2	0	--
6	Martina Cincerova	4	2	0	7	.286	44	0	1	0	17	0	2	0	--
8	Reydan Ahuna	4	7	1	25	.240	2	0	0	2	11	0	3	0	--
9	Suzanne Eagye	4	10	4	31	.194	0	0	0	0	12	3	9	1	--
15	Diana Jessie	4	13	8	52	.096	0	1	2	0	15	0	4	1	--
4	Jaime Paet	3	0	0	0	.000	0	0	0	0	4	0	0	0	--
5	Karrie Trieschman	1	1	0	2	.500	0	0	0	0	0	0	1	0	--
12	Jami Long	1	0	0	0	.000	0	0	0	0	0	0	0	0	--
	Totals	4	61	17	186	.237	47	1	4	2	86	4	22	3	--

TEAM ATTACKS PER SET

Set	K	E	TA	Pct.
1	14	4	62	.161
2	15	4	36	.306
3	22	7	67	.224
4	10	2	21	.381

TOTAL TEAM BLOCKS: 15.0

SET SCORES	1	2	3	4	TEAM RECORDS
Hawaii	15	15	9	15	37-2
Stanford	10	10	15	1	29-7

Stanford

No.	Name	SP	K	E	TA	PCT	A	SA	SE	RE	DIG	BS	BA	BE	BHE
6	Amy Hayes	4	12	1	36	.306	0	0	1	0	12	0	1	0	--
8	Wendi Rush	4	3	2	8	.125	48	1	2	0	9	0	0	0	--
11	Nancy Reno	4	11	5	41	.146	0	0	1	0	14	1	3	1	--
13	Laura Olesen	4	11	2	30	.300	1	0	4	0	11	0	3	1	--
18	Teresa Smith	4	14	6	39	.205	0	1	3	0	29	1	1	0	--
22	Lara Asper	4	6	3	21	.143	5	0	0	0	10	0	2	0	--
4	Karen Anderson	2	4	4	23	.000	0	0	0	1	0	0	0	0	--
7	Jenny Chaffee	3	0	0	0	.000	0	0	0	0	5	0	2	0	--
	Totals	4	61	23	198	.192	54	2	11	1	90	2	12	2	--

TEAM ATTACKS PER SET

Set	K	E	TA	Pct.
1	18	4	67	.209
2	18	6	38	.316
3	22	4	63	.286
4	3	9	30	-.200

TOTAL TEAM BLOCKS: 8.0

1988 CHAMPIONSHIP MATCH, Dec. 17 at Minneapolis

TEXAS 3, HAWAII 0

1988 Texas — *Front Row (L-R): Cindy Williamson, Sue Schelfhout, Dagmara Szyszczak, Shawn Caver, Yvette Bradley. Second Row (L-R): Nikki Busch, Katie Salen, Denise Niles, Annette Garza, Missy Kurt. Back Row (L-R): Quandalyn Harrell, Stacie Nichols, Anissa Hauser, Dawn Davenport, Kimberly Komula, Janine Gremmel.*

Hawaii

No.	Name	SP	K	E	TA	PCT	A	SA	SE	RE	DIG	BS	BA	BE	BHE
1	Teee Williams	3	28	8	50	.400	0	0	1	1	4	0	1	0	--
5	Karrie Trieschman	3	11	6	27	.185	0	0	1	0	1	0	3	0	--
6	Martina Cincerova	3	1	1	6	.000	50	0	0	0	13	0	3	0	--
9	Anna Vorwerk	3	5	7	27	-.074	1	1	0	0	12	0	2	0	--
10	Mary Robins	3	3	0	8	.375	1	1	0	1	6	0	0	0	--
11	Carolyn Taeatafa	3	10	9	40	.025	0	0	2	1	17	1	1	1	--
2	Maile Golden	3	0	0	0	.000	0	0	0	1	2	0	0	0	--
3	Deanna Dunstone	3	1	0	1	1.000	0	0	0	0	0	0	0	0	--
4	Jaime Paet	1	0	0	0	.000	0	0	0	0	0	0	0	0	--
7	Laura Phillips	3	0	0	0	.000	0	0	0	0	2	0	0	0	--
14	Tani Nishida	2	1	1	2	.000	0	0	0	0	0	0	0	0	--
	Totals	3	60	32	161	.174	52	2	4	4	57	1	10	1	--

TEAM ATTACKS PER SET

Set	K	E	TA	Pct.
1	15	7	35	.228
2	20	13	59	.119
3	25	12	67	.194

TOTAL TEAM BLOCKS: 6.0

SET SCORES	1	2	3
Hawaii	4	14	13
Texas	15	16	15

TEAM RECORDS

Hawaii 33-3

Texas 34-5

Texas

No.	Name	SP	K	E	TA	PCT	A	SA	SE	RE	DIG	BS	BA	BE	BHE
1	Dagmara Szyszczak	3	16	2	32	.438	2	2	1	1	13	0	1	0	--
2	Quandalyn Harrell	3	9	7	25	.080	0	0	0	0	2	2	2	2	--
10	Sue Schelfhout	3	2	0	8	.250	51	0	0	0	9	0	4	0	--
12	Stacie Nichols	3	9	1	19	.421	0	1	0	0	6	0	2	0	--
15	Dawn Davenport	3	17	5	42	.286	0	0	0	0	14	2	6	0	--
17	Katie Salen	3	5	4	21	.040	1	0	1	0	16	0	1	0	--
6	Annette Garza	3	1	0	0	.000	0	0	0	0	0	0	0	0	--
7	Janine Gremmel	3	3	0	8	.375	1	1	1	1	9	0	0	0	--
	Totals	3	61	19	155	.271	55	4	3	2	69	4	16	2	--

TEAM ATTACKS PER SET

Set	K	E	TA	Pct.
1	17	2	37	.405
2	21	10	56	.196
3	23	7	62	.258

TOTAL TEAM BLOCKS: 12.0

1989 CHAMPIONSHIP MATCH, Dec. 16 at Honolulu

LONG BEACH ST. 3, NEBRASKA 2

1989 Long Beach St. *— Front Row (L-R): Antoinnette White, Sabrina Hernandez, Cheryl Stephens, Debbie Steele, Christine Romero. Middle Row (L-R): Sheri Sanders, Merilee Conway, Krissee Sether, Terri Smith. Back Row (L-R): Teresa Dahlberg, Sherri Thormahlen, Trisonya Thompson, Tara Cross, Vicki Pullins, Alicia Mills.*

Long Beach St.

No.	Name	SP	K	E	TA	PCT	A	SA	SE	RE	DIG	BS	BA	BE	BHE
5	Sheri Sanders	3	3	0	4	.750	29	0	0	0	10	0	2	2	1
6	Trisonya Thompson	3	4	2	10	.200	0	0	0	0	6	0	3	0	0
7	Antoinnette White	3	7	5	19	.105	3	0	0	0	7	0	1	0	0
13	Christine Romero	3	4	1	8	.375	3	0	0	2	6	0	4	0	1
14	Tara Cross	3	20	2	34	.529	2	1	2	0	8	1	1	0	0
15	Vicki Pullins	3	4	2	7	.286	0	0	0	0	0	1	5	0	0
10	Sherri Thormahlen	3	0	0	0	.000	1	2	0	1	5	0	0	0	0
	Totals	3	42	12	82	.366	38	3	2	3	42	2	16	2	2

TEAM ATTACKS PER SET

TOTAL TEAM BLOCKS: 10.0

Set	K	E	TA	Pct.
1	17	5	34	.353
2	8	0	13	.615
3	17	7	35	.285

SET SCORES	1	2	3
Long Beach St.	15	15	15
Nebraska	12	0	6

TEAM RECORDS

32-5

29-4

Nebraska

No.	Name	SP	K	E	TA	PCT	A	SA	SE	RE	DIG	BS	BA	BE	BHE
1	Val Novak	3	3	0	4	.750	23	2	1	0	3	0	1	0	0
4	Carla Baker	3	3	1	5	.400	0	0	0	0	2	0	0	0	0
7	Eileen Shannon	3	11	6	31	.161	0	0	1	0	6	2	0	0	0
14	Virginia Stahr	3	2	2	11	.000	1	0	1	0	4	0	1	0	0
17	Janet Kruse	3	2	8	22	-.273	1	0	1	1	2	0	2	0	0
25	Cris Hall	3	9	11	27	-.074	1	1	2	2	4	0	0	0	0
2	Stephanie Thater	2	0	1	1	-1.000	0	0	0	0	0	0	0	0	0
3	Becky Bolli	3	0	0	0	.000	1	0	1	0	1	0	0	0	0
8	Debbie Brand	1	0	0	0	.000	0	0	0	0	0	0	0	0	0
22	Valerie Vermeulen	1	0	1	1	-1.000	0	0	0	0	0	0	0	0	0
	Totals	3	30	30	102	.000	27	3	7	3	22	2	4	0	0

TEAM ATTACKS PER SET

TOTAL TEAM BLOCKS: 4.0

Set	K	E	TA	Pct.
1	16	10	44	.136
2	5	11	28	-.214
3	9	9	30	.000

1990 CHAMPIONSHIP MATCH, Dec. 14 at College Park, Md.

UCLA 3, PACIFIC 0

1990 UCLA — *Front Row (L-R): Trainer Kirsten Petersen, Holly McPeak, Mia Lambert, Samantha Shaver, Traci Broadway, Irene Renteria, Manager LuAnn Solari. Middle Row (L-R): Assistant Coach Jeanne Reeves, Amy Boyer, Lisa Hudak, Laurie Jones, Jenny Evans, Head Coach Andy Banachowski. Back Row (L-R): Jennifer Gratteau, Natalie Williams, Alyson Randick, Marissa Hatchett, Elaine Youngs.*

Pacific

No.	Name	SP	K	E	TA	PCT	A	SA	SE	RE	DIG	BS	BA	BE	BHE
4	Sharon Kasser	3	6	3	15	.200	0	0	0	0	2	0	2	1	0
10	Melanie Beckenhauer	3	2	1	5	.200	37	0	0	0	4	0	2	0	1
12	Katy Eldridge	3	8	9	35	-.029	0	1	2	1	10	0	1	0	0
15	Vikki Simonis	3	0	0	1	.000	2	0	1	2	15	0	0	0	0
16	Cathey Scotlan	3	11	7	29	.138	3	0	0	0	6	0	4	2	0
21	Devin Scruggs	3	4	2	12	.167	1	0	0	1	4	0	1	0	0
1	Krissy Fifer	3	13	5	25	.320	0	0	0	0	3	0	1	0	0
3	Carol Conti	3	0	0	0	.000	0	0	1	0	5	0	0	0	0
6	Natasha Soltysik	1	0	0	0	.000	0	0	0	0	2	0	0	0	0
23	Heather Schoeny	3	2	1	5	.200	0	0	0	0	6	0	1	1	0
	Totals	3	46	28	127	.142	43	1	4	4	57	0	12	4	1

TEAM ATTACKS PER SET

Set	K	E	TA	Pct.
1	14	8	36	.167
2	17	12	48	.104
3	15	8	43	.163

TOTAL TEAM BLOCKS: 6.0

SET SCORES	1	2	3
Pacific	9	12	7
UCLA	15	15	15

TEAM RECORDS

Pacific	30-7
UCLA	35-1

UCLA

No.	Name	SP	K	E	TA	PCT	A	SA	SE	RE	DIG	BS	BA	BE	BHE
1	Traci Broadway	3	0	0	0	.000	0	2	0	0	3	0	0	0	0
2	Marissa Hatchett	3	12	6	27	.222	0	0	0	0	5	2	9	3	0
4	Samantha Shaver	3	7	2	27	.185	2	1	1	0	11	0	6	0	0
9	Jenny Evans	3	5	2	22	.136	2	0	0	1	11	0	3	0	0
14	Natalie Williams	3	12	6	29	.207	4	1	2	0	7	0	6	0	0
16	Holly McPeak	3	1	0	2	.500	34	0	0	0	10	0	2	1	0
3	Lisa Hudak	3	8	0	14	.571	0	0	0	0	1	0	2	2	0
10	Irene Renteria	2	4	0	4	1.000	0	0	0	0	0	0	4	0	0
12	Jennifer Gratteau	1	0	0	0	.000	0	0	0	0	0	0	0	0	0
	Totals	3	49	16	125	.264	42	4	3	1	48	2	32	6	0

TEAM ATTACKS PER SET

Set	K	E	TA	Pct.
1	16	4	36	.333
2	14	8	48	.125
3	19	4	41	.366

TOTAL TEAM BLOCKS: 18.0

1991 CHAMPIONSHIP MATCH, Dec. 21 at Los Angeles

UCLA 3, LONG BEACH ST. 2



1991 UCLA — *Front Row (L-R): Assistant Coach Jeanne Reeves, Laurie Jones, Mia Lambert, Julie Bremner, Jenny Evans, Jennifer Gratteau, Irene Renteria, Annett Buckner, Amy Banachowski, Assistant Coach Liz Masakayan. Back Row (L-R): Head Coach Andy Banachowski, Jenny Johnson, Amy Boyer, Elaine Youngs, Lisa Hudak, Natalie Williams, Marissa Hatchett, Alyson Randick, Michelle Mauney, Graduate Assistant Coach Bennett Williamson.*

Long Beach St.

No.	Name	SP	K	E	TA	PCT	A	SA	SE	RE	DIG	BS	BA	BE	BHE
1	Sabrina Hernandez	5	2	0	7	.286	70	1	1	0	16	0	0	0	6
2	Danielle Scott	5	28	10	48	.375	0	1	2	0	12	0	4	1	0
3	Lauri Jones	5	10	1	20	.450	0	0	0	0	0	1	2	0	0
7	Antoinnette White	5	22	13	56	.161	0	1	4	4	17	2	2	2	0
8	Alicia Mills	5	12	6	27	.222	1	0	0	0	0	1	1	0	0
9	Christine Romero	5	7	8	22	-.045	2	0	1	1	15	2	3	1	0
5	Joy McKienzie	5	0	1	2	-.500	2	0	1	0	12	0	0	0	0
6	Prentice Perkins	1	0	0	0	.000	0	0	0	0	0	0	0	0	0
10	Sherri Thormahlen	5	7	1	11	.545	0	0	0	3	13	0	0	0	0
13	Krissee Sether	2	1	1	2	.000	2	0	1	0	1	0	0	0	0
	TEAM									1					
	Totals	5	89	41	195	.246	77	3	10	9	86	6	12	4	6

TEAM ATTACKS PER SET

TOTAL TEAM BLOCKS: 12.0

Set	K	E	TA	Pct.
1	24	10	50	.280
2	29	9	49	.408
3	17	10	45	.156
4	13	8	30	.167
5	6	4	21	.095

SET SCORES	1	2	3	4	5
Long Beach St.	15	15	12	6	11
UCLA	12	13	15	15	15

TEAM RECORDS
36-2
31-5

UCLA

No.	Name	SP	K	E	TA	PCT	A	SA	SE	RE	DIG	BS	BA	BE	BHE
2	Marissa Hatchett	5	12	2	32	.313	1	2	2	0	8	1	7	0	0
3	Lisa Hudak	5	7	4	20	.150	0	0	1	2	4	0	8	1	0
11	Julie Bremner	5	2	3	8	-.125	72	1	0	0	8	0	6	0	0
14	Natalie Williams	5	32	11	66	.318	0	3	5	0	17	3	4	0	0
15	Elaine Youngs	5	18	6	49	.245	4	2	1	1	7	0	5	1	0
17	Annett Buckner	5	9	6	26	.115	0	1	2	0	9	0	2	0	0
8	Laurie Jones	1	2	2	7	.000	0	0	0	0	3	0	0	0	0
10	Irene Renteria	1	0	0	2	.000	0	0	0	0	0	0	0	0	0
12	Jennifer Gratteau	3	0	0	0	.000	0	0	1	0	1	0	0	0	0
	Totals	5	82	34	210	.229	77	9	12	3	57	4	32	2	0

TEAM ATTACKS PER SET

TOTAL TEAM BLOCKS: 20.0

Set	K	E	TA	Pct.
1	19	9	54	.185
2	21	10	52	.212
3	15	6	48	.188
4	17	5	31	.387
5	10	4	25	.240

1992 CHAMPIONSHIP MATCH, Dec. 19 at Albuquerque, N.M.

STANFORD 3, UCLA 1

1992 Stanford — *Front Row (L-R): Maureen McLaren, Cary Wendell, Marnie Triefenbach, Wendy Hromadka. Middle Row (L-R): Heidi Eick, Anne Wicks, Denise Rotert, Piper Hahn. Back Row (L-R): Manager Keith Marrack, Trainer Dava Reeder, Assistant Coach Denise Corlett, Bev Oden, Kristi Paaso, Jennifer Jackson, Carrie Feldman, Laurie Sawin, Head Coach Don Shaw, Strength Coach Steve Schulz, Assistant Coach Lara Asper.*

Stanford

No.	Name	SP	K	E	TA	PCT	A	SA	SE	RE	DIG	BS	BA	BE	BHE
3	Cary Wendell	4	16	11	40	.125	3	0	0	0	12	0	0	1	0
5	Carrie Feldman	4	4	2	10	.200	67	2	0	0	8	0	5	0	1
7	Bev Oden	4	21	2	42	.452	0	0	1	0	9	1	2	0	0
12	Laurie Sawin	4	0	0	0	.000	0	0	0	0	12	0	0	0	0
13	Kristi Paaso	4	12	5	26	.269	0	0	1	1	8	0	2	0	0
24	Jennifer Jackson	4	9	3	25	.240	1	0	0	1	3	0	0	1	0
6	Anne Wicks	4	6	2	18	.222	0	0	0	0	4	0	6	1	0
11	Maureen McLaren	1	0	0	0	.000	0	0	0	0	0	0	0	0	0
16	Marnie Triefenbach	3	4	3	13	.077	1	0	3	0	3	1	0	0	0
26	Wendy Hromadka	3	4	2	9	.222	0	0	2	0	6	0	1	2	0
	Totals	4	76	30	183	.251	72	2	7	2	65	2	16	5	1

TEAM ATTACKS PER SET

Set	K	E	TA	Pct.
1	23	8	49	.306
2	20	8	48	.250
3	11	10	32	.031
4	22	4	54	.333

TOTAL TEAM BLOCKS: 10.0

SET SCORES	1	2	3	4	TEAM RECORDS
Stanford	15	15	6	15	31-2
UCLA	8	9	15	10	33-1

UCLA

No.	Name	SP	K	E	TA	PCT	A	SA	SE	RE	DIG	BS	BA	BE	BHE
2	Marissa Hatchett	4	8	4	22	.182	0	0	1	1	4	0	5	1	0
3	Lisa Hudak	4	8	5	18	.167	0	1	0	0	3	0	4	0	0
9	Jenny Evans	4	10	3	32	.219	0	0	0	0	10	0	3	0	0
11	Julie Bremner	4	1	1	8	.000	54	0	0	0	24	0	2	0	1
14	Natalie Williams	4	21	6	51	.294	2	0	3	0	10	2	3	2	1
15	Elaine Youngs	4	20	6	35	.400	3	1	2	1	9	0	1	1	0
4	Jenny Johnson	2	0	0	0	.000	1	0	1	0	1	0	0	0	0
10	Irene Renteria	1	0	1	1	-1.000	0	0	0	0	0	0	0	0	0
17	Annett Buckner	1	0	3	3	1.000	0	0	0	0	0	0	0	0	0
	Totals	4	68	29	170	.229	60	2	7	2	61	2	18	4	2

TEAM ATTACKS PER SET

Set	K	E	TA	Pct.
1	18	8	49	.204
2	13	8	41	.122
3	15	4	26	.423
4	22	9	54	.241

TOTAL TEAM BLOCKS: 11.0

1993 CHAMPIONSHIP MATCH, Dec. 18 at Madison, Wis.

LONG BEACH ST. 3, PENN ST. 1



1993 Long Beach St. *— Front Row (L-R): Heather Hofmans, Prentice Perkins, Joy McKienzie, Krissee Sether, Shawnee Hayes. Back Row (L-R): Danielle Scott, Stephanie Streeks, Traci Dahl, Sarah White, Allyson Carpenter, Brita Schwerm, Nichelle Burton, Assistant Coach Brian Hosfeld, Michelle Jones, Assistant Coach Pam Brande.*

Penn St.

No.	Name	SP	K	E	TA	PCT	A	SA	SE	RE	DIG	BS	BA	BE	BHE
1	Salima Davidson	4	1	0	6	.167	58	0	1	0	5	1	4	0	1
4	Jen Reimers	4	25	6	53	.358	0	1	2	1	19	0	2	0	0
6	Laura Cook	4	7	3	24	.167	0	1	1	5	7	1	3	0	0
7	Zeynep Ton	4	13	7	42	.143	0	0	0	0	14	0	4	0	0
12	Jenny Myszewski	4	10	6	29	.138	1	0	1	0	2	0	2	0	1
14	Saundi Lamoureux	4	10	6	29	.138	1	0	1	0	2	0	2	0	1
5	Angie Farlow	4	0	0	0	.000	0	1	1	0	5	0	0	0	0
9	Heidi Rottinghaus	2	0	1	1	-1.000	0	0	1	1	0	0	0	0	0
10	Angie Kammer	2	2	0	2	1.000	0	0	0	0	3	0	0	0	0
15	Claudette Otero	4	0	0	0	.000	0	0	1	0	3	0	0	0	0
	Totals	4	61	24	169	.219	59	3	8	7	61	2	25	0	2

TEAM ATTACKS PER SET

Set	K	E	TA	Pct.
1	19	11	60	.133
2	18	4	40	.350
3	16	4	37	.324
4	8	5	32	.094

TOTAL TEAM BLOCKS: 14.5

SET SCORES	1	2	3	4	TEAM RECORDS
Penn St.	13	15	11	14	31-5
Long Beach St.	15	12	15	16	32-2

Long Beach St.

No.	Name	SP	K	E	TA	PCT	A	SA	SE	RE	DIG	BS	BA	BE	BHE
2	Danielle Scott	4	21	11	50	.200	0	1	2	1	11	2	3	1	1
5	Joy McKienzie	4	8	4	19	.211	70	2	0	0	12	0	1	0	1
6	Prentice Perkins	4	0	0	0	.000	3	1	0	0	11	0	0	0	0
10	Brita Schwerm	4	13	14	42	-.024	1	2	2	1	18	0	1	1	0
11	Nichelle Burton	4	28	11	53	.321	2	0	1	1	11	3	2	0	0
16	Michelle Jones	4	1	0	2	.500	0	0	0	0	2	0	0	0	0
1	Traci Dahl	4	11	3	20	.400	1	0	0	0	0	0	5	1	0
7	Allyson Carpenter	2	1	1	4	.000	0	0	0	0	3	0	0	0	0
9	Shawnee Hayes	4	0	0	0	.000	2	1	4	0	5	0	0	0	0
12	Krissee Sether	4	5	3	13	.154	5	0	0	0	1	0	4	0	1
	Totals	4	88	47	203	.202	84	7	9	3	74	5	16	3	3

TEAM ATTACKS PER SET

Set	K	E	TA	Pct.
1	23	13	59	.169
2	22	14	51	.157
3	23	9	44	.318
4	20	11	49	.184

TOTAL TEAM BLOCKS: 13.0

1994 CHAMPIONSHIP MATCH, Dec. 17 at Austin, Texas

STANFORD 3, UCLA 1

1994 Stanford — *Front Row (L-R): Catherine Juillard, Denise Rotert, Paula McNamee, Cary Wendell, Wendy Hromadka, Nikki Otto, Shelly Foster. Back Row (L-R): Assistant Coach Denise Corlett, Head Coach Don Shaw, Anne Wicks, Eileen Murfee, Maureen McLaren, Marnie Triefenbach, Lisa Sharpley, Debbie Lambert, Barbara Ifejika, Kristin Folkl, Trainer Dava Reeder, Assistant Coach Rob Patrick.*

UCLA

No.	Name	SP	K	E	TA	PCT	A	SA	SE	RE	DIG	BS	BA	BE	BHE
4	Jenny Johnson	4	23	9	59	.237	2	2	2	0	18	0	2	1	0
5	Alyson Randick	4	10	4	29	.207	0	1	3	0	15	1	6	1	0
7	Kelly Flannigan	4	0	0	6	.000	52	0	5	0	8	0	1	0	2
8	Kim Krull	4	11	8	30	.100	1	2	0	1	18	1	2	0	1
16	Kara Milling	4	14	9	45	.111	3	0	0	0	19	0	4	0	0
17	Annett Buckner	4	23	11	61	.197	0	1	3	0	20	1	1	0	1
2	Kim Coleman	1	0	0	2	.000	19	0	0	0	0	0	0	0	0
13	Michelle Mauney	2	0	0	0	.000	0	0	0	0	0	0	0	0	0
	Totals	4	81	41	232	.172	77	6	13	1	98	3	16	2	4

TEAM ATTACKS PER SET

TOTAL TEAM BLOCKS: 11.0

Set	K	E	TA	Pct.
1	15	10	48	.104
2	24	7	49	.347
3	19	13	70	.086
4	23	11	65	.185

SET SCORES	**1**	**2**	**3**	**4**
UCLA	10	15	14	13
Stanford	15	5	16	15

TEAM RECORDS

32-4

32-1

Stanford

No.	Name	SP	K	E	TA	PCT	A	SA	SE	RE	DIG	BS	BA	BE	BHE
2	Lisa Sharpley	4	6	5	24	.042	52	0	3	1	21	0	8	0	1
3	Cary Wendell	4	17	7	42	.238	26	0	1	0	16	1	2	0	0
5	Marnie Triefenbach	4	23	9	54	.259	0	0	2	2	17	1	3	0	0
6	Anne Wicks	4	7	6	17	.059	0	0	2	0	7	0	7	2	0
8	Barbara Ifejika	4	8	4	20	.200	0	0	1	1	17	0	4	0	0
24	Kristin Folkl	4	25	14	67	.164	3	1	2	2	10	1	2	0	0
10	Eileen Murfee	3	0	1	5	-.200	0	0	0	0	3	0	3	0	0
13	Catherine Juillard	2	0	0	0	.000	0	0	1	0	1	0	0	0	0
22	Denise Rotert	4	0	0	0	.000	0	0	0	0	5	0	0	0	0
26	Wendy Hromadka	1	0	0	0	.000	0	0	1	0	2	0	0	0	0
	Totals	4	86	46	229	.175	81	1	13	6	99	3	29	2	1

TEAM ATTACKS PER SET

TOTAL TEAM BLOCKS: 17.5

Set	K	E	TA	Pct.
1	20	9	45	.244
2	17	11	49	.122
3	24	15	71	.127
4	25	11	64	.219

1995 CHAMPIONSHIP MATCH, Dec. 16 at Amherst, Mass.

NEBRASKA 3, TEXAS 1

1995 Nebraska — *Front Row (L-R): Christy Johnson, Billie Winsett, Maria Hedbeck, Fiona Nepo, Renee Saunders, Kate Crnich, Kim Legg, Denise Koziol. Back Row (L-R): Volunteer Assistant Coach Doug West, Assistant Coach Cathy Noth, Head Coach Terry Pettit, Allison Weston, Stacie Maser, Lisa Avery, Lisa Reitsma, Jen McFadden, Jaime Krondak, Assistant Coach Todd Raasch, Jenny Livers, Tara Kramer.*

Nebraska

No.	Name	SP	K	E	TA	PCT	A	SA	SE	RE	DIG	BS	BA	BE	BHE
4	Billie Winsett	4	25	8	64	.266	1	0	1	3	10	0	3	0	0
5	Christy Johnson	4	1	2	7	-.143	87	2	2	0	13	0	3	0	1
7	Kate Crnich	4	25	4	42	.500	0	0	3	1	21	0	2	0	1
10	Stacie Maser	4	0	0	0	.000	0	0	0	0	0	0	0	0	0
15	Lisa Reitsma	4	16	1	31	.484	5	0	2	0	10	0	4	1	2
18	Allison Weston	4	18	16	50	.040	1	0	1	0	22	0	9	0	0
8	Maria Hedbeck	4	0	0	0	.000	0	1	0	1	10	0	0	0	0
16	Fiona Nepo	4	0	0	0	.000	0	1	1	0	5	0	0	0	0
25	Jen McFadden	4	16	4	29	.414	0	0	3	0	1	0	3	0	1
	Totals	4	101	35	223	.296	94	4	13	5	92	0	24	1	5

TEAM ATTACKS PER SET — TOTAL TEAM BLOCKS: 12.0

Set	K	E	TA	Pct.
1	22	10	52	.231
2	14	6	36	.222
3	25	8	48	.354
4	40	11	87	.333

SET SCORES	1	2	3	4
Nebraska	11	15	15	16
Texas	15	2	7	14

TEAM RECORDS
32-1
28-7

Texas

No.	Name	SP	K	E	TA	PCT	A	SA	SE	RE	DIG	BS	BA	BE	BHE
1	Demetria Sance	4	20	7	66	.197	1	1	1	0	10	1	1	0	0
2	Sonya Barnes	4	11	3	27	.296	0	1	2	0	10	1	2	0	0
4	Carrie Busch	4	2	0	8	.250	53	0	3	0	13	0	1	1	0
6	Susan Chrisman	4	0	0	1	.000	0	1	1	1	5	0	0	0	0
10	Katie Austin	4	9	4	26	.192	1	1	0	1	14	0	3	1	0
11	Angie Breitenfield	4	15	8	44	.159	0	1	1	2	14	2	2	0	0
9	Jane Winkel	4	3	0	9	.333	0	0	0	0	5	0	1	0	0
12	Tammy Juergens	1	0	0	0	.000	0	0	0	0	0	0	0	0	0
14	Shantel Cornelius Davis	2	1	1	3	.000	0	0	0	0	0	0	0	0	0
15	Lakisha Bledsoe	3	1	3	13	-.154	0	0	0	0	0	0	4	0	0
	Totals	4	62	26	197	.183	55	5	8	4	71	4	14	2	0

TEAM ATTACKS PER SET — TOTAL TEAM BLOCKS: 11.0

Set	K	E	TA	Pct.
1	14	4	41	.244
2	6	13	37	-.189
3	11	3	40	.200
4	31	6	79	.316

1996 CHAMPIONSHIP MATCH, Dec. 21 at Cleveland

STANFORD 3, HAWAII 0



1996 Stanford — *Front Row (L-R): Nikki Otto, Eileen Murfee, Catherine Juillard, Paula McNamee. Middle Row (L-R): Strength Coach Karen Branick-Martinez, Katherine Kuchenbecker, Sarah Clark, Sarah Neal, Kerri Walsh, Jaimi Gregory, Trainer Kathy Poulsen. Back Row (L-R): Head Coach Don Shaw, Kristin Folkl, Debbie Lambert, Lisa Sharpley, Barbara Ifejika, Assistant Coach Denise Corlett, Assistant Coach Rob Patrick.*

Hawaii

No.	Name	SP	K	E	TA	PCT	A	SA	SE	RE	DIG	BS	BA	BE	BHE
1	Therese Crawford	3	9	8	29	.034	1	0	0	1	6	1	0	0	0
3	Cecelia Goods	3	11	3	21	.381	1	0	0	0	0	2	2	0	0
8	Chastity Nobriga	3	4	1	11	.273	3	0	0	0	1	0	0	0	0
9	Angelica Ljungquist	3	7	4	27	.111	0	0	1	0	7	0	0	1	0
11	Robyn Ah Mow	3	1	3	7	-.286	31	1	1	0	4	0	0	0	0
14	Joselyn Robins	3	7	7	31	.000	0	1	3	1	8	0	2	0	0
4	Kelli Cordray	1	0	0	0	.000	0	0	0	0	0	0	0	0	0
6	Nalani Yamashita	3	0	0	1	.000	0	0	1	0	8	0	0	0	0
10	Aven Lee	1	0	0	0	.000	0	0	1	0	1	0	0	0	0
15	Heidi Ilustre	3	0	0	1	.000	1	0	0	1	4	0	0	0	0
	Totals	3	39	26	128	.102	37	2	7	3	39	3	4	1	0

TEAM ATTACKS PER SET

Set	K	E	TA	Pct.
1	11	12	38	-.026
2	11	9	45	.044
3	17	5	45	.267

TOTAL TEAM BLOCKS: 5.0

SET SCORES	1	2	3
Hawaii	7	3	5
Stanford	15	15	15

TEAM RECORDS

35-3

31-2

Stanford

No.	Name	SP	K	E	TA	PCT	A	SA	SE	RE	DIG	BS	BA	BE	BHE
2	Lisa Sharpley	3	2	1	7	.143	37	0	1	0	8	0	4	0	0
8	Barbara Ifejika	3	6	1	13	.385	1	1	0	1	4	0	8	0	0
10	Eileen Murfee	3	4	3	11	.091	3	0	0	1	4	0	3	0	0
11	Kerri Walsh	3	17	3	32	.438	6	2	2	0	8	1	3	0	0
15	Debbie Lambert	3	10	2	23	.348	1	0	0	0	4	0	0	0	1
24	Kristin Folkl	3	16	3	32	.406	1	0	2	0	9	2	4	0	0
16	Jaimi Gregory	3	0	0	2	.000	0	0	0	0	8	0	0	0	0
23	Sarah Neal	2	0	0	0	.000	0	0	1	0	3	0	0	0	0
	Totals	3	55	13	120	.350	49	3	6	2	48	3	22	0	1

TEAM ATTACKS PER SET

Set	K	E	TA	Pct.
1	12	4	32	.250
2	15	3	38	.316
3	28	6	50	.440

TOTAL TEAM BLOCKS: 14.0

1997 CHAMPIONSHIP MATCH, Dec. 20 at Spokane, Wash.

STANFORD 3, PENN ST. 2

1997 Stanford — *Front Row (L-R): Monica Sergott, Lindsay Kagawa, Alex Newell, Robyn Lewis, Jennifer Detmer. Middle Row (L-R): Manager Julia Adler-Milstein, Manager Jon Clough, Jaimi Gregory, Sarah Neal, Sarah Clark, Kerri Walsh, Katherine Kuchenbecker, Assistant Coach Anne Wicks, Trainer Kathy Poulsen. Back Row (L-R): Strength Coach Karen Branick-Martinez, Head Coach Don Shaw, Debbie Lambert, Paula McNamee, Kristin Folkl, Lisa Sharpley, Barbara Ifejika, Associate Head Coach Denise Corlett.*

Stanford

No.	Name	SP	K	E	TA	PCT	A	SA	SE	RE	DIG	BS	BA	BE	BHE
2	Lisa Sharpley	5	2	4	11	-.182	69	2	3	0	30	1	4	1	1
7	Paula McNamee	5	20	4	43	.372	0	0	1	0	6	2	8	0	0
8	Barbara Ifejika	5	16	4	28	.429	1	0	0	0	14	0	4	1	0
9	Kerri Walsh	5	14	7	37	.189	11	0	3	0	30	2	4	0	0
12	Sarah Clark	5	18	9	44	.205	1	0	0	0	4	0	3	0	0
24	Kristin Folkl	5	22	5	72	.236	1	1	0	1	18	1	1	0	0
15	Debbie Lambert	1	0	1	1	-1.000	0	0	0	0	0	0	0	0	0
16	Jaimi Gregory	5	0	0	2	.000	1	0	2	0	7	0	0	0	0
23	Sarah Neal	5	0	0	0	.000	0	0	0	0	4	0	0	0	0
	Totals	5	92	34	238	.244	84	3	9	1	113	6	24	2	1

TEAM ATTACKS PER SET

Set	K	E	TA	Pct.
1	23	7	56	.286
2	22	6	47	.340
3	9	8	33	.030
4	27	12	81	.185
5	11	1	21	.476

TOTAL TEAM BLOCKS: 18.0

SET SCORES	1	2	3	4	5	TEAM RECORDS
Stanford	15	15	2	15	15	33-2
Penn St.	10	6	15	17	9	34-2

Penn St.

No.	Name	SP	K	E	TA	PCT	A	SA	SE	RE	DIG	BS	BA	BE	BHE
2	Lauren Cacciamani	5	20	3	49	.347	0	0	0	0	4	1	5	0	0
3	Bonnie Bremner	5	4	2	21	.095	70	0	0	0	14	0	1	0	0
5	Terri Zemaitis	5	25	6	55	.345	2	1	3	1	25	0	5	0	0
7	Carrie Schonveld	5	20	9	52	.212	3	0	0	1	22	1	1	0	0
8	Lindsay Anderson	5	6	7	24	-.042	5	0	2	0	9	0	6	0	0
11	Christy Cochran	5	13	8	48	.104	0	0	2	1	16	0	2	0	0
1	Emily Stout	1	0	0	0	.000	0	0	0	0	1	0	0	0	1
4	Nikki Higley	1	0	0	0	.000	0	0	0	0	0	0	0	0	0
14	Jen Burdis	1	0	0	0	.000	0	0	0	0	0	0	0	0	0
15	Leilani Schlottfeldt	2	0	0	0	.000	0	0	0	0	1	0	0	0	0
17	Kalna Miller	5	0	0	0	.000	0	0	1	0	6	0	0	0	0
	Totals	5	88	35	249	.213	80	1	8	3	98	2	20	0	1

TEAM ATTACKS PER SET

Set	K	E	TA	Pct.
1	17	9	62	.129
2	14	7	45	.156
3	16	1	31	.484
4	33	14	88	.216
5	8	4	23	.174

TOTAL TEAM BLOCKS: 12.0

1998 CHAMPIONSHIP MATCH, Dec. 19 at Madison, Wis.

LONG BEACH ST. 3, PENN ST. 2



1998 Long Beach St. *— Front Row (L-R): Tayyiba Haneef, Assistant Coach Chris Gonzalez, Brandy Barratt, Silvia Panak, Melissa Ohta, Jessica Alvarado, Benishe Dillard, Assistant Coach Debbie Green. Middle Row (L-R): Tracy Bulquerin, Keri Nishimoto, Misty May, Mariah Marquis, Cheryl Weaver. Back Row (L-R): Sports Information Director Steve Jansich, Athletic Director Bill Shumard, Assistant Coach Jeri Estes, Blair Wilkes, Veronica Walls, Kristy Kierulff, Anja Grabovac, President Robert Maxson, team mascot, unnamed person, Danya Gimmillaro, Head Coach Brian Gimmillaro.*

Penn St.

No.	Name	SP	K	E	TA	PCT	A	SA	SE	RE	DIG	BS	BA	BE	BHE
1	Emily Stout	5	1	5	13	-.308	0	0	0	0	5	1	6	1	0
2	Lauren Cacciamani	5	33	7	69	.377	0	3	0	0	8	1	3	0	0
3	Bonnie Bremner	5	4	0	13	.308	58	1	1	0	5	0	0	0	0
7	Carrie Schonveld	5	12	7	53	.094	1	0	1	0	10	0	2	2	0
8	Lindsay Anderson	5	7	9	29	-.069	2	1	1	0	16	1	5	0	0
11	Christy Cochran	5	13	7	33	.182	0	0	0	1	7	0	2	0	0
15	Leilani Schlottfeldt	4	0	0	1	.000	0	4	4	1	3	0	0	0	0
16	Tomuke Ebuwei	1	0	0	0	.000	0	0	0	1	0	0	0	0	0
17	Kalna Miller	5	0	0	0	.000	0	0	0	0	6	0	0	0	0
	Totals	5	70	35	211	.166	61	9	7	3	60	3	18	3	0

TEAM ATTACKS PER SET

Set	K	E	TA	Pct.
1	6	8	23	-.087
2	16	10	41	.146
3	20	6	66	.212
4	19	7	53	.226
5	9	4	28	.179

TOTAL TEAM BLOCKS: 12.0

SET SCORES	1	2	3	4	5
Penn St.	3	10	15	16	12
Long Beach St.	15	15	13	14	15

TEAM RECORDS

35-1

36-0

Long Beach St.

No.	Name	SP	K	E	TA	PCT	A	SA	SE	RE	DIG	BS	BA	BE	BHE
1	Kristy Kierulff	5	3	0	4	.750	0	0	0	3	14	0	0	0	1
5	Misty May	5	9	1	18	.444	70	2	1	0	11	0	4	0	0
8	Anja Grabovac	5	16	5	32	.344	0	0	0	1	25	1	3	1	0
11	Benishe Dillard	5	16	6	37	.270	0	0	2	1	8	0	4	0	0
13	Jessica Alvarado	5	17	5	37	.324	5	0	2	2	9	0	2	0	0
20	Melissa Ohta	5	0	0	0	.000	0	1	0	2	7	0	0	0	0
4	Veronica Walls	5	19	4	33	.455	0	0	0	0	6	0	5	0	0
12	Brandy Barratt	5	7	4	28	.107	1	0	0	0	2	1	7	2	0
	Totals	5	87	25	189	.328	76	3	5	9	82	2	25	3	1

TEAM ATTACKS PER SET

Set	K	E	TA	Pct.
1	10	1	19	.474
2	20	4	33	.485
3	19	7	60	.200
4	27	12	59	.254
5	11	1	18	.556

TOTAL TEAM BLOCKS: 14.5

1999 CHAMPIONSHIP MATCH, Dec. 18 at Honolulu

PENN ST. 3, STANFORD 0

1999 Penn St. *— Front Row (L-R): Solena Quick, Dawn Ippolito, Bonnie Bremner, Tina Huisenga, Lauren Cacciamani, Kalna Miller. Middle Row (L-R): Erin Iceman, Falin Schaefer, Leilani Schlottfeldt, Katie Schumacher, Amanda Rome, Assistant Coach Erin Appleman. Back Row (L-R): Head Coach Russ Rose, Assistant Coach Mike Schall, Nadia Edwards, Hilary Sexton, Carrie Schonveld, Mishka Levy, Robyn Goukas, Shannon Bortner.*

Stanford

No.	Name	SP	K	E	TA	PCT	A	SA	SE	RE	DIG	BS	BA	BE	BHE
9	Kerri Walsh	3	11	11	33	.000	1	1	4	0	9	2	2	0	0
10	Tara Conrad	3	4	1	13	.231	0	0	1	0	5	0	0	0	0
11	Lindsey Yamasaki	3	6	5	18	.056	0	0	0	0	6	0	1	0	0
15	Logan Tom	3	7	10	31	-.097	0	0	0	1	15	4	2	0	0
16	Jaimi Gregory	3	0	2	2	-1.000	0	0	0	0	8	0	0	0	0
17	Lindsay Kagawa	3	0	2	3	-.667	32	0	0	0	3	0	0	1	0
5	Emily Lawrence	3	0	0	0	.000	0	0	0	0	1	0	0	0	0
12	Sarah Clark	2	1	2	5	-.200	0	0	0	0	2	0	0	1	0
24	Sara Sandrik	2	3	3	8	.000	0	0	0	0	0	0	3	0	0
31	Robyn Lewis	1	0	0	0	.000	2	0	0	0	0	0	0	0	0
32	Jennifer Detmer	3	7	4	18	.167	0	0	0	0	0	0	1	0	0
	Totals	3	39	40	131	-.008	35	1	5	1	49	6	9	2	1

TEAM ATTACKS PER SET

TOTAL TEAM BLOCKS: 10.5

Set	K	E	TA	Pct.
1	12	19	46	-.152
2	13	11	44	.045
3	14	10	41	.098

SET SCORES	1	2	3
Stanford	2	10	7
Penn St.	15	15	15

TEAM RECORDS

31-3

36-1

Penn St.

No.	Name	SP	K	E	TA	PCT	A	SA	SE	RE	DIG	BS	BA	BE	BHE
2	Lauren Cacciamani	3	20	6	44	.318	0	0	0	0	5	3	5	0	0
3	Bonnie Bremner	3	4	1	9	.333	37	0	0	0	6	0	2	1	0
5	Mishka Levy	3	3	0	5	.600	1	0	0	0	2	1	4	0	0
7	Carrie Schonveld	3	9	2	19	.368	0	0	3	0	10	1	2	0	0
10	Katie Schumacher	3	9	5	26	.154	4	0	0	0	5	1	4	0	1
12	Amanda Rome	3	3	5	17	-.118	0	0	1	0	9	0	1	0	0
15	Leilani Schlottfeldt	3	0	0	0	.000	1	0	2	0	4	0	0	0	1
17	Kalna Miller	3	0	0	1	.000	1	1	0	0	5	0	0	0	0
	TEAM									1					
	Totals	3	48	19	121	.240	44	1	6	1	46	6	18	1	2

TEAM ATTACKS PER SET

TOTAL TEAM BLOCKS: 15.0

Set	K	E	TA	Pct.
1	12	4	31	.258
2	18	7	49	.224
3	18	8	41	.244

2000 CHAMPIONSHIP MATCH, Dec. 16 at Richmond, Va.

NEBRASKA 3, WISCONSIN 2

2000 Nebraska — *Front Row (L-R): Rachel Baumstark, Laura Pilakowski, Angie Oxley, Greichaly Cepero, Nancy (Meendering) Metcalf, Anna Schrad, Sara Westling. Back Row (L-R): Lindsay Wischmeier, Pam Krejci, Kim Behrends, Amber Holmquist, Jenny Kropp, Jill McWilliams, Jenae Dowling.*

Wisconsin

No.	Name	SP	K	E	TA	PCT	A	SA	SE	RE	DIG	BS	BA	BE	BHE
2	Lizzy Fitzgerald	5	6	0	13	.462	46	2	0	0	11	0	1	0	2
3	Meggan Kohnen	5	10	3	23	.304	1	0	1	0	9	1	1	0	0
11	Lori Rittenhouse	5	7	3	15	.267	3	0	0	0	1	0	3	2	0
12	Jenny Maastricht	5	13	14	64	-.016	2	1	1	0	16	0	0	0	0
13	Erin Byrd	5	5	3	19	.105	0	1	0	1	15	1	2	0	0
18	Sherisa Livingston	5	19	10	50	.180	0	0	0	0	0	1	3	2	0
5	Jamie Gardner	5	0	0	0	.000	0	1	2	2	8	0	0	0	0
6	Lisa Zukowski	3	2	1	6	.167	0	0	1	0	2	0	1	0	0
8	Marie Meyer	1	0	0	0	.000	0	0	0	0	0	0	0	0	0
14	Sara Urbanek	5	0	0	1	.000	3	1	0	0	13	0	0	0	0
	TEAM									1					
	Totals	5	62	34	191	.147	55	6	5	4	75	3	11	4	2

TEAM ATTACKS PER SET

Set	K	E	TA	Pct.
1	18	11	54	.130
2	17	10	37	.189
3	15	4	48	.229
4	8	7	38	.026
5	4	2	14	.143

TOTAL TEAM BLOCKS: 8.5

SET SCORES	1	2	3	4	5	TEAM RECORDS
Wisconsin	9	15	15	2	9	33-4
Nebraska	15	9	7	15	15	34-0

Nebraska

No.	Name	SP	K	E	TA	PCT	A	SA	SE	RE	DIG	BS	BA	BE	BHE
1	Greichaly Cepero	5	8	3	19	.263	52	0	2	0	8	1	6	2	2
2	Angie Oxley	5	7	2	20	.250	8	0	2	2	15	1	0	0	0
3	Amber Holmquist	5	16	4	31	.387	1	0	0	0	4	1	4	1	0
9	Laura Pilakowski	5	23	8	52	.288	4	2	1	0	15	0	2	0	1
17	Jenny Kropp	5	9	5	29	.138	1	0	1	2	7	0	5	0	0
25	Kim Behrends	5	8	2	23	.261	1	1	0	0	14	0	1	0	1
5	Lindsay Wischmeier	5	0	0	0	.000	0	1	3	1	6	0	0	0	0
10	Jill McWilliams	4	0	0	0	.000	1	0	0	0	3	0	0	0	0
16	Anna Schrad	2	1	1	4	.000	0	0	0	0	1	0	0	0	0
	TEAM									1					
	Totals	5	72	25	178	.264	68	4	9	6	73	3	18	3	4

TEAM ATTACKS PER SET

Set	K	E	TA	Pct.
1	23	3	47	.426
2	9	6	32	.094
3	12	9	48	.063
4	18	4	35	.400
5	10	3	16	.438

TOTAL TEAM BLOCKS: 12.0

2001 CHAMPIONSHIP MATCH, Dec. 15 at San Diego

STANFORD 3, LONG BEACH ST. 0

2001 Stanford — *Front Row (L-R): Sara McGee, Anna Robinson, Jenn Harvey, Tara Conrad, Sara Sandrik, Sara Dukes, Ogonna Nnamani. Back Row (L-R): Assistant Coach Kim Oden, Head Coach John Dunning, Leahi Hall, Emily Lawrence, Michelle Chambers, Jen Hucke, Ashley Ivy, Robyn Lewis, Associate Coach Denise Corlett, Assistant Coach David Johnson. Not pictured: Logan Tom.*

Stanford

No.	Name	SP	K	E	TA	PCT	A	SA	SE	RE	DIG	BS	BA	BE	BHE
5	Emily Lawrence	3	0	0	0	.000	1	0	0	0	5	0	0	0	0
10	Tara Conrad	3	7	5	15	.133	0	0	4	0	1	0	6	3	0
13	Ashley Ivy	3	6	4	17	.118	2	3	2	0	8	0	1	0	0
15	Logan Tom	3	25	7	54	.333	0	1	3	3	12	0	5	0	0
18	Michelle Chambers	3	0	0	0	.000	0	0	0	0	3	0	0	0	0
31	Robyn Lewis	3	0	0	1	.000	56	1	0	0	5	0	1	0	0
1	Ogonna Nnamani	3	19	4	32	.469	1	0	2	1	2	0	2	0	0
6	Sara McGee	3	6	1	10	.500	0	0	0	0	3	0	3	1	0
24	Sara Sandrik	3	0	0	0	.000	0	0	0	1	1	0	0	0	0
	TEAM									1					
	Totals	3	63	21	129	.326	60	5	11	6	40	0	18	4	0

TEAM ATTACKS PER SET — TOTAL TEAM BLOCKS: 9.0

Set	K	E	TA	Pct.
1	21	6	44	.341
2	22	10	46	.261
3	20	5	39	.385

SET SCORES	1	2	3
Stanford	31	30	30
Long Beach St.	29	28	25

TEAM RECORDS

Stanford 33-2

Long Beach St. 33-1

Long Beach St.

No.	Name	SP	K	E	TA	PCT	A	SA	SE	RE	DIG	BS	BA	BE	BHE
6	Brittany Hochevar	3	8	5	19	.158	2	4	0	2	7	0	2	0	0
8	Tracy Bulquerin	3	0	0	0	.000	0	0	0	1	6	0	0	0	0
10	Keri Nishimoto	3	1	0	2	.500	34	0	2	0	9	0	1	0	0
16	Tayyiba Haneef	3	18	2	37	.432	0	1	0	0	7	0	2	0	0
21	Ashanti Taylor	3	2	1	9	.111	0	0	0	0	1	0	1	0	0
27	Cheryl Weaver	3	7	6	25	.040	0	0	0	1	3	3	2	1	1
9	Lindsay Phillips	3	3	2	12	.083	0	1	1	0	2	0	0	0	0
26	Elisha Thomas	3	3	3	12	.000	1	0	0	0	2	0	3	0	0
	TEAM									1					
	Totals	3	42	19	116	.198	37	6	3	5	37	3	11	1	1

TEAM ATTACKS PER SET — TOTAL TEAM BLOCKS: 8.5

Set	K	E	TA	Pct.
1	14	6	33	.242
2	13	5	39	.205
3	15	8	44	.159

2002 CHAMPIONSHIP MATCH, Dec. 21 at New Orleans

SOUTHERN CALIFORNIA 3, STANFORD 1



2002 Southern California — *Front Row (L-R): Trainer Sue Lerner, Assistant Coach Paula Weishoff, Nicole Davis, Toni Anderson, Keao Burdine, Kristen Anderson, Tracy Lindquist, Julie Mariani, Head Coach Mick Haley, Director of Operations Nicole Wright. Back Row (L-R): Volunteer Assistant Coach Chris Keefe, Alicia Robinson, Lauren Killian, Kelli Lantz, Bibiana Candelas, Emily Adams, Staci Venski, Katie Olsovsky, April Ross, Assistant Coach Rob Machan, Team Counselor Mike Voight.*

Stanford

No.	Name	SP	K	E	TA	PCT	A	SA	SE	RE	DIG	BS	BA	BE	BHE
1	Ogonna Nnamani	4	19	1	33	.545	0	0	0	0	1	0	1	0	1
3	Anna Robinson	4	0	1	5	-.200	29	0	0	0	3	1	1	2	0
6	Sara McGee	4	11	3	20	.400	0	1	2	0	1	1	2	1	0
13	Ashley Ivy	4	7	2	20	.250	2	1	2	0	7	0	1	0	0
15	Logan Tom	4	16	6	46	.217	2	4	4	1	13	1	3	1	0
21	Jennifer Harvey	4	0	0	3	.000	0	0	4	0	0	2	3	2	0
2	Katie Goldhahn	2	2	0	2	1.000	18	1	0	0	2	0	0	0	0
7	Sara Dukes	2	2	0	4	.500	0	0	1	0	2	0	1	0	0
9	Lindsey Yamasaki	4	1	1	4	.000	0	2	0	0	11	0	0	0	0
11	Leahi Hall	1	0	0	0	.000	0	0	0	0	0	0	0	0	0
14	Courtney Schultz	4	0	0	0	.000	1	0	0	4	10	0	0	0	0
	Totals	4	58	14	137	.321	52	9	13	6	50	5	12	6	1

TEAM ATTACKS PER SET

Set	K	E	TA	Pct.
1	8	5	32	.094
2	21	3	30	.600
3	13	3	34	.294
4	16	3	41	.317

TOTAL TEAM BLOCKS: 11.0

SET SCORES	1	2	3	4
Stanford	27	30	24	26
Southern California	30	23	30	30

TEAM RECORDS
33-5
31-1

Southern California

No.	Name	SP	K	E	TA	PCT	A	SA	SE	RE	DIG	BS	BA	BE	BHE
3	Toni Anderson	4	0	0	0	.000	35	0	1	0	6	0	1	0	0
8	Keao Burdine	4	15	7	42	.190	0	4	2	2	15	1	0	0	0
9	Emily Adams	4	12	2	20	.500	0	0	1	0	3	0	2	1	1
13	Alicia Robinson	4	8	5	19	.158	0	0	0	1	0	0	1	0	0
14	April Ross	4	15	4	36	.306	0	1	1	6	14	0	1	0	0
33	Katie Olsovsky	4	16	2	28	.500	0	0	3	0	3	0	1	0	0
1	Tracy Lindquist	4	0	1	1	-1.000	33	0	2	0	4	0	0	0	1
4	Nicole Davis	4	0	0	0	.000	0	0	0	0	14	0	0	0	0
7	Bibiana Candelas	3	8	3	17	.294	0	1	0	0	0	0	1	0	0
15	Lauren Killian	4	4	4	13	.000	1	0	0	0	2	0	1	0	0
	Totals	4	78	28	176	.284	69	6	10	9	61	1	8	1	2

TEAM ATTACKS PER SET

Set	K	E	TA	Pct.
1	22	12	52	.192
2	13	7	36	.167
3	19	6	37	.351
4	24	3	51	.412

TOTAL TEAM BLOCKS: 5.0

2003 CHAMPIONSHIP MATCH, Dec. 20 at Dallas

SOUTHERN CALIFORNIA 3, FLORIDA 1



2003 Southern California — *Front Row (L-R): Volunteer Assistant Coach Tim Nollan, Annie Montgomery, Debora Seilhamer, Nicole Davis, Kimi Freeburg, Trainer Sue Lerner. Middle Row (L-R): Assistant Coach Rob Machan, Alex Dunphy, Keao Burdine, Alicia Robinson, April Ross, Toni Anderson, Assistant Paula Weishoff. Back Row (L-R): Team Consultant Mike Voight, Director of Operations Nikki Allen, Kelli Lantz, Katie Olsovsky, Emily Adams, Bibiana Candelas, Staci Venski, Head Coach Mick Haley.*

Florida

No.	Name	SP	K	E	TA	PCT	A	SA	SE	RE	DIG	BS	BA	BE	BHE
3	Sherri Williams	4	10	5	22	.227	0	0	0	0	0	2	7	0	0
7	Michelle Chatman	4	6	2	14	.286	0	0	3	0	3	0	2	0	0
9	Aury Cruz	4	18	10	56	.143	1	0	3	1	18	0	3	0	0
23	Lauren Moscovic	4	2	2	5	.000	56	0	0	0	12	0	1	1	2
33	Jane Collymore	4	15	8	48	.146	1	1	2	1	9	0	4	0	0
56	Jacque Robinson	4	14	3	30	.367	1	0	0	0	0	0	1	1	0
8	Rachel Engle	4	0	0	0	.000	1	0	1	0	8	0	0	0	1
15	Jen Mandes	4	0	0	0	.000	1	0	0	1	11	0	0	0	0
22	Taylor Williams	4	0	0	0	.000	0	1	2	0	3	0	0	0	0
	Totals	4	65	30	175	.200	61	2	11	3	64	2	18	2	3

TEAM ATTACKS PER SET

Set	K	E	TA	Pct.
1	19	6	43	.302
2	17	9	43	.186
3	14	9	43	.116
4	15	6	46	.196

TOTAL TEAM BLOCKS: 11.0

SET SCORES	1	2	3	4	TEAM RECORDS
Florida	30	27	19	26	36-2
Southern California	25	30	30	30	35-0

Southern California

No.	Name	SP	K	E	TA	PCT	A	SA	SE	RE	DIG	BS	BA	BE	BHE
3	Toni Anderson	4	1	1	2	.000	56	0	1	0	7	0	0	2	1
7	Bibiana Candelas	4	14	2	24	.500	0	0	2	0	3	0	4	2	0
8	Keao Burdine	4	23	5	50	.360	1	0	2	1	17	1	0	0	1
9	Emily Adams	4	10	6	27	.148	0	1	1	0	5	2	3	0	0
14	April Ross	4	14	8	46	.130	0	2	2	1	19	0	3	0	0
33	Katie Olsovsky	4	6	3	20	.150	0	0	0	0	3	0	4	0	0
1	Kimi Freeburg	1	0	0	0	.000	4	0	0	0	0	0	0	0	0
2	Debora Seilhamer	4	0	0	0	.000	0	0	0	0	3	0	0	0	0
4	Nicole Davis	4	0	0	0	.000	1	0	0	0	16	0	0	0	0
21	Staci Venski	2	0	0	3	.000	0	0	0	0	0	0	0	0	0
	Totals	4	68	25	172	.250	62	3	8	2	73	3	14	4	2

TEAM ATTACKS PER SET

Set	K	E	TA	Pct.
1	14	9	41	.122
2	18	6	47	.255
3	17	3	36	.389
4	19	7	48	.250

TOTAL TEAM BLOCKS: 10.0

2004 CHAMPIONSHIP MATCH, Dec. 18 at Long Beach, Calif.

STANFORD 3, MINNESOTA 0

2004 Stanford — *Front Row (L-R): Nji Nnamani, Jennifer Wilson, Leahi Hall, Kirsten Hornbeak, Bryn Kehoe, Candice Wiggins. Middle Row (L-R): Courtney Schultz, Franci Girard, Lizzie Suiter, Michelle Mellard, Jennifer Hucke, Kristin Richards, Katie Goldhahn. Back Row (L-R): Director of Volleyball Operations Cobey Shoji, Volunteer Assistant Coach Damian Elder, Associate Head Coach Denise Corlett, Head Coach John Dunning, Assistant Coach Jason Mansfield, Athletic Trainer Arlene Limongco, Strength and Conditioning Coach Juan Pablo Reggiardo. Not pictured: Ogonna Nnamani.*

Stanford

No.	Name	SP	K	E	TA	PCT	A	SA	SE	RE	DIG	BS	BA	BE	BHE
1	Ogonna Nnamani	3	29	2	48	.562	0	0	1	0	4	1	0	0	0
4	Bryn Kehoe	3	1	0	2	.500	48	1	0	0	10	0	2	0	0
6	Franci Girard	3	5	0	9	.556	1	0	0	0	1	0	1	2	0
10	Kristin Richards	3	8	5	20	.150	2	0	1	0	11	2	1	1	0
12	Jennifer Hucke	3	9	2	19	.368	4	0	0	1	3	0	2	0	0
13	Lizzie Suiter	3	6	1	12	.417	0	0	0	0	1	1	4	1	0
2	Katie Goldhahn	2	0	0	0	.000	1	0	1	0	0	0	0	0	0
14	Courtney Schultz	3	0	0	0	.000	0	0	1	0	14	0	0	0	0
16	Leahi Hall	2	0	0	0	.000	0	0	0	0	1	0	0	0	0
	Totals	3	58	10	110	.436	56	1	4	1	45	4	10	4	0

TEAM ATTACKS PER SET

Set	K	E	TA	Pct.
1	19	4	38	.395
2	21	3	37	.486
3	18	3	35	.429

TOTAL TEAM BLOCKS: 9.0

SET SCORES	1	2	3
Stanford	30	30	30
Minnesota	23	27	21

TEAM RECORDS

30-6

33-5

Minnesota

No.	Name	SP	K	E	TA	PCT	A	SA	SE	RE	DIG	BS	BA	BE	BHE
1	Kelly Bowman	3	9	4	20	.250	19	0	3	0	2	0	0	0	0
2	Lisa Reinhart	3	0	0	0	.000	0	0	0	1	1	0	0	0	0
3	Lindsey Taatjes	3	5	1	9	.444	31	0	3	0	5	0	5	2	0
5	Meredith Nelson	3	9	3	27	.222	0	0	1	0	1	0	1	0	0
11	Jessy Jones	3	6	2	10	.400	0	0	0	0	1	0	4	2	0
13	Erin Martin	3	13	6	32	.219	0	0	0	0	1	0	1	0	0
4	Trisha Bratford	3	13	4	27	.333	0	0	0	0	1	1	0	0	0
6	Marci Peniata	3	0	1	1	-1.000	1	1	0	0	5	0	0	0	0
8	Jen Bowman	1	0	0	0	.000	0	0	1	0	4	0	0	0	0
15	Paula Gentil	3	0	0	0	.000	1	0	2	0	15	0	0	0	0
	Totals	3	55	21	126	.270	52	1	10	1	36	1	11	4	0

TEAM ATTACKS PER SET

Set	K	E	TA	Pct.
1	15	9	45	.133
2	23	5	42	.429
3	17	7	39	.256

TOTAL TEAM BLOCKS: 6.5

2005 CHAMPIONSHIP MATCH, Dec. 17 at San Antonio

WASHINGTON 3, NEBRASKA 0



2005 Washington — *Front Row (L-R): Candace Lee, Ashley Aratani, Jill Collymore, Lindsey Thiry, Danka Danicic. Middle Row (L-R): Tamari Miyashiro, Courtney Thompson, Danielle Chun, Jessica Swarbrick (kneeling). Back Row (L-R): Stevie Mussie, Sanja Tomasevic, Jessica Veris, Brie Hagerty, Darla Myhre, Alesha Deesing, Christal Morrison, Carolyn Farny.*

Washington 3, Nebraska 0

Washington

No.	Name	SP	K	E	TA	PCT	A	SA	SE	RE	DIG	BS	BA	BE	BHE
2	Alesha Deesing	3	6	2	14	.286	1	0	0	0	0	0	4	0	0
3	Courtney Thompson	3	1	0	1	1.000	41	1	0	0	10	0	2	0	2
9	Christal Morrison	3	15	7	44	.182	0	0	1	1	9	1	6	1	0
11	Darla Myhre	3	6	0	11	.545	0	0	0	0	1	1	5	0	0
15	Danka Danicic	3	0	0	0	.000	1	1	0	0	11	0	0	0	0
21	Sanja Tomasevic	3	12	5	34	.206	1	0	0	0	13	1	2	0	0
8	Ashley Aratani	3	0	0	0	.000	0	1	0	0	4	0	0	0	0
10	Brie Hagerty	3	10	5	27	.185	0	0	0	1	3	0	1	2	0
14	Candace Lee	3	0	0	0	.000	2	1	0	2	10	0	0	0	0
	Totals	3	50	19	131	.237	46	4	1	4	61	3	20	3	2

TEAM ATTACKS PER SET

Set	K	E	TA	Pct.
1	15	11	46	.087
2	17	3	40	.350
3	18	5	45	.289

TOTAL TEAM BLOCKS: 13.0

SET SCORES	1	2	3
Washington	30	30	30
Nebraska	26	25	26

TEAM RECORDS

32-1
33-2

Nebraska

No.	Name	SP	K	E	TA	PCT	A	SA	SE	RE	DIG	BS	BA	BE	BHE
1	Maggie Griffin	3	0	0	0	.000	25	0	1	0	1	0	0	0	1
3	Chris Houghtelling	3	10	7	38	.079	1	0	1	2	11	0	6	0	0
8	Melissa Elmer	3	7	5	23	.087	0	0	0	0	1	0	5	3	0
9	Sarah Pavan	3	16	4	28	.429	2	2	3	2	5	0	3	0	0
10	Jordan Larson	3	1	5	20	-.200	1	1	4	0	12	0	2	0	0
26	Jennifer Saleaumua	3	12	0	22	.545	1	0	0	0	9	0	3	0	0
5	Rachel Schwartz	3	0	0	0	.000	0	0	0	0	1	0	0	0	0
7	Dani Mancuso	2	2	1	6	.167	1	0	0	0	4	0	0	0	0
11	Tracy Stalls	3	3	2	9	.111	4	0	0	0	0	0	9	1	0
18	Dani Busboom	3	0	0	0	.000	16	1	0	0	7	0	0	0	1
	Totals	3	51	24	146	.185	51	4	9	4	51	0	28	4	2

TEAM ATTACKS PER SET

Set	K	E	TA	Pct.
1	12	8	49	.082
2	20	10	51	.196
3	19	6	46	.283

TOTAL TEAM BLOCKS: 14.0

2006 CHAMPIONSHIP MATCH, Dec. 16 at Omaha, Nebraska

NEBRASKA 3, STANFORD 1

2006 Nebraska — *Front Row (L-R): Athletic Trainer Jolene Emricson, Student Manager Ben Boldt, Kori Cooper, Jordan Larson, Tracy Stalls, Sarah Pavan, Amanda Gates, Brooke Bartek, Student Manager Bill Egbert, Director of Volleyball Operations Lindsay Wischmeier. Back Row (L-R): Head Assistant Coach Lee Maes, Rachel Schwartz, Dani Mancuso, Christina Houghtelling, Maggie Griffin, Dani Busboom, Rachel Holloway, Head Coach John Cook, Assistant Coach Charlene Johnson-Tagaloa. Not pictured: Strength Coach Laura Pilakowski.*

Stanford

No.	Name	SP	K	E	TA	PCT	A	SA	SE	RE	DIG	BS	BA	BE	BHE
1	Cynthia Barboza	4	12	8	40	.100	1	0	3	1	7	0	3	0	0
4	Bryn Kehoe	4	1	3	10	-.200	61	3	0	0	14	0	3	1	2
5	Nji Nnamani	4	0	0	3	.000	1	0	2	0	6	0	0	0	0
6	Franci Girard	4	10	6	22	.182	0	0	0	0	0	1	3	1	0
10	Kristin Richards	4	14	8	34	.176	0	0	0	1	12	0	3	1	0
16	Foluke Akinradewo	4	15	4	39	.282	0	1	3	0	3	2	6	0	0
11	Jessica Fishburn	4	0	0	0	.000	1	0	0	3	20	0	0	0	0
12	Erin Waller	4	18	5	33	.394	2	0	0	0	1	0	1	1	0
13	Lizzie Suiter	2	0	0	2	.000	1	0	0	0	0	0	1	0	0
	Totals	4	70	34	183	.197	67	4	8	5	63	3	20	4	2

TEAM ATTACKS PER SET

TOTAL TEAM BLOCKS: 13.0

Set	K	E	TA	Pct.
1	17	3	46	.304
2	13	10	43	.070
3	25	9	53	.302
4	15	12	41	.073

SET SCORES	**1**	**2**	**3**	**4**	**TEAM RECORDS**
Stanford	30	26	28	27	30-4
Nebraska	27	30	30	30	33-1

Nebraska

No.	Name	SP	K	E	TA	PCT	A	SA	SE	RE	DIG	BS	BA	BE	BHE
5	Rachel Schwartz	4	0	0	0	.000	1	3	2	0	6	0	0	0	0
9	Sarah Pavan	4	22	5	45	.378	2	0	2	3	13	0	3	0	0
10	Jordan Larson	4	19	2	45	.378	1	1	2	1	15	1	2	0	0
11	Tracy Stalls	4	10	8	24	.083	0	0	1	0	4	0	7	0	0
12	Rachel Holloway	4	2	5	10	-.300	58	1	1	0	8	1	4	1	1
15	Kori Cooper	3	2	2	11	.000	0	0	0	0	3	1	0	1	0
7	Dani Mancuso	4	12	4	29	.276	0	0	0	0	0	0	1	0	0
17	Amanda Gates	2	1	2	3	-.333	0	0	0	0	0	0	3	0	0
18	Dani Busboom	4	0	0	0	.000	3	0	0	0	21	0	0	0	0
	Totals	4	68	28	167	.240	65	5	8	4	70	3	20	2	1

TEAM ATTACKS PER SET

TOTAL TEAM BLOCKS: 13.0

Set	K	E	TA	Pct.
1	19	10	46	.196
2	17	6	39	.282
3	18	3	43	.349
4	14	9	39	.128

2007 CHAMPIONSHIP MATCH, Dec. 15 at Sacramento, Calif.

PENN ST. 3, STANFORD 2



2007 Penn St. *— Front Row (L-R): Assistant Coach Dennis Hohenshelt, Director of Operations Steve Aird, Trainer Jill Osment, Kara Callahan, Nicole Fawcett, Kelsey Ream, Kate Price, Christa Harmotto, Arielle Wilson, Caitlyn Hess, Assistant Coach Salima Rockwell, Alisha Glass. Back Row (L-R): Alyssa D'Errico, Michele Osterrieder, Blair Brown, Jessica Yanz, Roberta Holehouse, Ann Naylor, Melissa Walbridge, Megan Hodge, Maggie Case, Head Coach Russ Rose.*

Penn St.

No.	Name	SP	K	E	TA	PCT	A	SA	SE	RE	DIG	BS	BA	BE	BHE
1	Nicole Fawcett	5	19	9	42	.238	0	2	3	0	6	0	2	1	0
3	Christa Harmotto	5	13	3	23	.435	1	0	1	0	2	1	2	0	0
6	Alisha Glass	5	7	1	15	.400	65	0	0	0	11	0	2	0	3
7	Arielle Wilson	5	12	2	20	.500	0	0	0	0	1	0	5	1	0
11	Megan Hodge	5	26	8	63	.286	3	0	1	1	10	0	1	1	1
16	Kate Price	5	0	0	1	.000	4	0	0	1	15	0	0	0	0
4	Roberta Holehouse	5	0	1	1	-1.000	0	0	0	2	12	0	0	0	0
5	Alyssa D'Errico	5	0	0	0	.000	0	0	0	2	12	0	0	0	0
9	Blair Brown	5	7	3	15	.267	0	0	0	0	2	0	3	0	0
13	Kara Callahan	5	0	0	0	.000	0	0	0	0	0	0	0	0	0
	Totals	5	84	27	180	.317	75	2	7	9	76	1	15	3	4

TEAM ATTACKS PER SET

Set	K	E	TA	Pct.
1	17	7	38	.263
2	23	2	40	.525
3	16	10	43	.140
4	17	3	38	.368
5	11	5	21	.286

TOTAL TEAM BLOCKS: 8.5

SET SCORES	1	2	3	4	5
Penn St.	30	30	23	19	15
Stanford	25	26	30	30	8

TEAM RECORDS

Penn St. 34-2

Stanford 32-3

Stanford

No.	Name	SP	K	E	TA	PCT	A	SA	SE	RE	DIG	BS	BA	BE	BHE
1	Cynthia Barboza	5	16	3	38	.342	1	1	2	1	12	0	1	0	0
4	Bryn Kehoe	5	3	1	5	.400	62	5	2	0	9	1	6	1	1
6	Franci Girard	5	10	2	20	.400	0	2	4	0	1	0	3	0	0
10	Alix Klineman	5	18	6	54	.222	0	0	1	0	15	1	1	0	0
12	Erin Waller	4	6	6	22	.000	0	0	1	0	3	0	1	0	0
16	Foluke Akinradewo	5	18	1	40	.425	0	1	0	0	3	0	6	1	0
5	Alex Fisher	3	0	0	0	.000	0	0	0	0	1	0	0	0	0
8	Cassidy Lichtman	5	0	0	1	.000	1	0	0	0	10	0	0	0	0
9	Gabi Ailes	5	1	0	2	.500	4	0	1	1	10	0	0	0	0
	Totals	5	72	19	182	.291	68	9	11	2	64	2	18	2	1

TEAM ATTACKS PER SET

Set	K	E	TA	Pct.
1	13	6	44	.159
2	20	5	42	.357
3	15	4	34	.324
4	23	0	43	.535
5	1	4	19	-.158

TOTAL TEAM BLOCKS: 11.0

2008 CHAMPIONSHIP MATCH, Dec. 20 at Omaha, Neb.

PENN ST. 3, STANFORD 0

2008 Penn St. *— Front Row (L-R): Athletic Trainer Jill Wosmek, Assistant Coach Dennis Hohenshelt, Kimi Hohl, Cathy Quilico, Nicole Fawcett, Arielle Wilson, Christa Harmotto, Roberta Holehouse, Heather Tice, Megan Shifflett, Assistant Coach Salima Rockwell. Back Row (L-R): Director of Volleyball Operations Nate Kitrush, Alyssa D'Errico, Blair Brown, Kelsey Ream, Katie Kabbes, Megan Hodge, Alisha Glass, Head Coach Russ Rose, Volunteer Assistant Coach Adam Jarrett.*

Stanford

No.	Name	SP	K	E	TA	PCT	A	SA	SE	RE	DIG	BS	BA	BE	BHE
1	Cynthia Barboza	3	11	10	44	.023	0	0	1	1	15	0	2	0	0
2	Janet Okogbaa	3	2	1	10	.100	0	0	0	0	0	1	3	0	0
8	Cassidy Lichtman	3	0	0	4	.000	36	0	0	0	6	1	3	0	0
10	Alix Klíneman	3	15	6	46	.196	0	0	2	2	7	0	1	0	0
12	Erin Waller	3	5	2	17	.176	0	0	2	0	3	0	3	0	0
16	Foluke Akinradewo	3	8	2	20	.300	2	0	1	0	2	0	6	1	0
9	Gabi Ailes	3	0	0	0	.000	1	0	0	1	16	0	0	0	0
11	Jessica Fishburn	3	0	0	0	.00	0	0	0	1	5	0	0	0	0
	Totals	3	41	21	141	.142	39	0	6	5	54	2	18	1	0

TEAM ATTACKS PER SET

TOTAL TEAM BLOCKS: 11.0

Set	K	E	TA	Pct.
1	13	6	42	.167
2	14	7	44	.159
3	14	8	55	.109

SET SCORES	1	2	3
Stanford	20	24	23
Penn St.	25	26	25

TEAM RECORDS
31-4
38-0

Penn St.

No.	Name	SP	K	E	TA	PCT	A	SA	SE	RE	DIG	BS	BA	BE	BHE
1	Nicole Fawcett	3	10	9	34	.029	0	1	1	0	11	1	1	0	0
3	Christa Harmotto	3	8	3	16	.313	1	0	0	0	2	0	6	2	0
6	Alisha Glass	3	0	0	6	.000	40	1	0	0	9	0	2	0	0
7	Arielle Wilson	3	1	4	12	-.250	0	0	0	0	1	1	3	0	0
9	Blair Brown	3	9	3	18	.333	1	0	0	0	1	0	5	0	0
11	Megan Hodge	3	16	2	44	.318	1	1	0	0	14	0	2	1	0
4	Roberta Holehouse	3	0	0	0	.000	0	1	2	0	18	0	0	0	0
8	Kelsey Ream	3	0	0	0	.000	0	1	1	0	0	0	0	0	0
12	Alyssa D'Errico	3	0	0	0	.000	0	0	0	0	8	0	0	0	0
	Totals	3	44	21	130	.177	43	5	4	0	64	2	19	3	0

TEAM ATTACKS PER SET

TOTAL TEAM BLOCKS: 11.5

Set	K	E	TA	Pct.
1	14	5	35	.257
2	14	9	49	.102
3	16	7	46	.196

2009 CHAMPIONSHIP MATCH, Dec. 19 at Tampa, Florida

PENN ST. 3, TEXAS 2

2009 Penn St. — *Front Row (L-R): Trainer Kelly Saxton, Assistant Coach Kaleena Davidson, Marika Racibarskas, Darcy Dorton, Kelsey Ream, Arielle Wilson, Megan Shifflett, Alyssa D'Errico, Heather Tice, Jessica Ullrich. Back Row (L-R): Manager Steve Semler, Assistant Coach Dennis Hohenshelt, Director of Operations Nate Kitrush, Cathy Quilico, Alisha Glass, Blair Brown, Katie Kabbes, Megan Hodge, Head Coach Russ Rose, Fatima Balza, Kristin Carpenter, Volunteer Assistant Coach Adam Jarrett.*

Texas

No.	Name	SP	K	E	TA	PCT	A	SA	SE	RE	DIG	BS	BA	BE	BHE
1	Juliann Faucette	5	10	7	27	.111	1	0	3	2	2	0	7	1	0
5	Rachael Adams	5	11	2	17	.529	1	0	0	0	2	0	6	3	0
8	Jennifer Doris	5	3	0	15	.200	0	1	2	0	0	1	3	0	1
10	Ashley Engle	5	8	2	25	.240	36	2	3	1	14	0	0	1	0
15	Sydney Yogi	5	0	0	0	.000	3	0	1	0	6	0	0	0	0
21	Destinee Hooker	5	34	10	76	.316	0	2	2	1	17	1	2	0	0
4	Michelle Kocher	5	0	0	0	.000	24	0	1	0	12	0	0	0	0
13	Cristina Arenas	1	0	0	0	.000	0	0	0	0	0	0	0	0	0
14	Sha'Dare McNeal	1	0	0	0	.000	0	0	0	0	0	0	0	0	0
18	Amber Roberson	5	5	4	23	.043	0	0	0	0	2	0	2	0	2
19	Heather Kisner	5	0	0	0	.000	2	0	2	0	26	0	0	0	0
23	Bailey Webster	1	0	0	0	.000	0	0	0	0	0	0	0	0	0
	Totals	5	71	25	183	.251	67	5	14	4	81	2	20	5	3

TEAM ATTACKS PER SET — TOTAL TEAM BLOCKS: 12.0

Set	K	E	TA	Pct.
1	16	7	49	.184
2	17	4	26	.500
3	14	5	37	.243
4	15	5	55	.182
5	9	4	16	.312

SET SCORES	1	2	3	4	5	TEAM RECORDS
Texas	25	25	23	21	13	29-2
Penn St.	22	20	25	25	15	38-0

Penn St.

No.	Name	SP	K	E	TA	PCT	A	SA	SE	RE	DIG	BS	BA	BE	BHE
3	Fatima Balza	5	3	1	8	.250	0	0	0	0	1	0	9	1	0
6	Alisha Glass	5	2	0	4	.500	53	0	1	0	12	0	4	0	0
7	Arielle Wilson	5	9	1	23	.348	0	0	1	0	0	1	4	0	0
9	Blair Brown	5	13	4	35	.257	0	0	2	0	14	0	3	0	1
11	Megan Hodge	5	21	11	73	.137	1	0	3	1	13	0	5	0	0
14	Cathy Quilico	5	0	0	0	.000	2	2	0	0	12	0	0	0	0
1	Darcy Dorton	5	13	3	31	.323	1	0	0	1	3	0	1	0	0
5	Kristin Carpenter	2	0	0	0	.000	0	0	0	0	0	0	0	0	0
8	Kelsey Ream	3	0	0	1	.000	0	0	0	0	3	0	0	1	0
12	Alyssa D'Errico	5	0	0	0	.000	0	2	1	1	22	0	0	0	0
13	Megan Shifflett	2	0	0	0	.000	0	0	0	0	0	0	0	0	0
	TEAM									2					
	Totals	5	61	20	175	.234	57	4	8	5	80	1	26	2	1

TEAM ATTACKS PER SET — TOTAL TEAM BLOCKS: 14.0

Set	K	E	TA	Pct.
1	11	5	41	.146
2	10	1	24	.375
3	16	7	38	.237
4	14	4	53	.189
5	10	3	19	.368

2010 CHAMPIONSHIP MATCH, Dec. 18 at Kansas City, Mo.

PENN ST. 3, CALIFORNIA 0

2010 Penn St. — *Front Row (L-R): Maggie Harding, Megan Shifflett, Ali Longo, Jessica Ullrich, Deja McClendon. Middle Row (L-R): Krosby Pabst, Kristin Carpenter, Marika Racibarskas, Cathy Quilico, Alyssa D'Errico, Maddie Martin. Back Row (L-R): Assistant Coach Kaleena Davidson, Mikinzie Moydell, Darcy Dorton, Assistant Coach Dennis Hohenshelt, Fatima Balza, Erica Denney, Blair Brown, Arielle Wilson, Katie Kabbes, Katie Slay, Ariel Scott, Director of Operations Adam Hughes, Trainer Kelly Saxton.*

California

No.	Name	SP	K	E	TA	PCT	A	SA	SE	RE	DIG	BS	BA	BE	BHE
1	Carli Lloyd	3	2	1	9	.111	33	0	1	0	11	0	3	0	0
4	Tarah Murrey	3	16	8	56	.143	2	1	1	0	5	0	2	1	0
7	Shannon Hawari	3	6	0	16	.375	0	0	0	0	0	1	5	0	0
9	Erin Freeman	3	0	0	0	.000	0	0	0	0	3	0	0	0	0
11	Kat Brown	3	2	2	10	.000	0	0	0	0	2	0	5	1	0
44	Meagan Schmitt	3	0	0	0	.000	0	0	0	0	6	0	0	0	0
2	Robin Rostratter	3	0	0	1	.000	2	2	0	4	16	0	0	0	0
5	Adrienne Gehan	3	7	2	18	.278	0	0	0	0	1	0	2	1	0
8	Correy Johnson	3	4	2	11	.182	0	0	1	0	1	0	3	0	0
	Totals	3	37	15	121	.182	37	3	3	4	45	1	20	3	0

TEAM ATTACK PER SET

Set	K	E	TA	Pct.
1	11	6	35	.143
2	18	7	44	.250
3	8	2	42	.143

TOTAL TEAM BLOCKS: 11.0

SET SCORES	1	2	3	TEAM RECORDS
California	20	25	20	30-4
Penn St.	25	27	25	32-5

Penn St.

No.	Name	SP	K	E	TA	PCT	A	SA	SE	RE	DIG	BS	BA	BE	BHE
5	Kristin Carpenter	3	0	0	3	.000	46	0	0	0	8	0	3	1	0
7	Arielle Wilson	3	12	3	23	.391	0	0	1	0	1	0	1	1	0
9	Blair Brown	3	18	6	38	.316	1	0	0	0	10	0	4	0	0
14	Cathy Quilico	3	0	0	1	.000	0	0	0	0	8	0	0	0	0
16	Katie Slay	3	1	1	5	.000	1	0	0	0	2	1	6	0	0
18	Deja McClendon	3	16	6	40	.250	1	0	1	1	4	0	0	0	0
1	Ariel Scott	3	7	3	17	.235	0	0	0	0	1	0	0	0	0
6	Maddie Martin	1	0	0	0	.000	0	0	1	0	0	0	0	0	0
12	Alyssa D'Errico	3	0	0	0	.000	1	1	1	1	13	0	0	0	0
13	Megan Shifflett	1	0	0	0	.000	0	0	1	0	0	0	0	0	0
23	Ali Longo	3	0	0	0	.000	0	3	0	1	5	0	0	0	0
	Totals	3	54	19	127	.276	50	4	5	3	52	1	14	2	0

TEAM ATTACK PER SET

Set	K	E	TA	Pct.
1	17	6	34	.324
2	19	5	47	.298
3	18	8	46	.217

TOTAL TEAM BLOCKS: 8.0

2011 CHAMPIONSHIP MATCH, Dec. 17 at San Antonio

UCLA 3, ILLINOIS 1

2011 UCLA — *Front Row (L-R): Team Manager Nicole Favreau, Assistant Coach Joy McKienzie-Fuerbringer, Madie Smith, Megan Moenoa, Nikki Casale, Lainey Gera, Student Athletic Trainer Carole Spradling, Assistant Athletic Trainer Tina Tubbs, Student Athletic Trainer Mara Perscheid. Middle Row (L-R): Volunteer Assistant Coach Aaron Wexler, Kelly Reeves, Meg Norton, Priscilla Ezeji, Olivia Okoro, Lauren Van Orden, Jenna Scilacci, Bojana Todorovic, Director of Volleyball Operations Cayley Thurlby. Back Row (L-R): Assistant Coach Dan O'Dell, Rachael Kidder, Mariana Aquino, Karsta Lowe, Tabi Love, Katie Camp, Zoë Nightingale, Sara Sage, Head Coach Michael Sealy.*

UCLA

No.	Name	SP	K	E	TA	PCT	A	SA	SE	RE	DIG	BS	BA	BE	BHE
2	Kelly Reeves	4	7	5	24	.083	2	1	0	0	16	0	3	0	0
5	Lauren Van Orden	4	4	0	8	.500	53	0	0	0	17	0	5	2	0
10	Bojana Todorovic	4	1	0	4	.250	1	0	0	1	18	0	0	0	0
11	Rachael Kidder	4	20	11	71	.127	2	1	0	1	8	0	3	0	0
12	Mariana Aquino	3	4	2	11	.182	0	0	0	0	4	0	4	1	0
13	Zoë Nightingale	4	8	3	20	.250	0	0	0	0	1	1	10	2	0
3	Tabi Love	4	14	4	34	.294	0	0	0	0	2	0	3	0	0
4	Sara Sage	1	6	0	7	.857	0	0	0	0	1	0	0	0	0
6	Lainey Gera	4	0	0	0	.000	4	0	0	2	19	0	0	0	0
14	Meg Norton	3	0	0	0	.000	0	0	0	0	1	0	0	0	0
17	Karsta Lowe	1	0	0	0	.000	0	0	0	0	0	0	0	0	0
	Totals	4	64	25	179	.218	62	2	0	4	87	1	28	5	0

TEAM ATTACK PER SET

Set	K	E	TA	Pct.
1	15	7	53	.151
2	12	6	33	.182
3	20	7	57	.228
4	17	5	36	.333

TOTAL TEAM BLOCKS: 15.0

SET SCORES	1	2	3	4	TEAM RECORDS
UCLA	25	23	26	25	30-6
Illinois	23	25	24	16	32-5

Illinois

No.	Name	SP	K	E	TA	PCT	A	SA	SE	RE	DIG	BS	BA	BE	BHE
4	Colleen Ward	4	17	4	47	.277	4	1	3	1	13	0	2	0	1
5	Anna Dorn	4	2	1	8	.125	0	0	0	0	0	0	8	0	0
6	Michelle Bartsch	4	22	4	64	.281	2	0	2	0	14	2	1	0	0
11	Annie Luhrsen	4	6	1	13	.385	47	0	2	0	14	0	3	0	0
12	Erin Johnson	4	5	4	20	.050	0	0	0	0	1	0	1	0	0
14	Liz McMahon	4	7	6	29	.034	0	0	0	0	0	0	4	0	0
2	Rachel Feldman	4	0	0	0	.000	1	0	1	0	8	0	0	0	0
3	Jennifer Beltran	4	0	0	0	.000	3	1	1	1	26	0	0	0	0
10	Jackie Wolfe	4	0	0	0	.000	1	2	2	0	0	0	0	0	0
	Totals	4	59	20	181	.215	58	4	11	2	76	2	19	0	1

TEAM ATTACK PER SET

Set	K	E	TA	Pct.
1	14	6	50	.160
2	17	6	40	.275
3	17	5	59	203
4	11	3	32	.250

TOTAL TEAM BLOCKS: 11.5

2012 CHAMPIONSHIP MATCH, Dec. 15 at Louisville

TEXAS 3, OREGON 0

2012 Texas — *Front Row (L-R): Assistant Coach Erik Sullivan, Kat Brooks, Megan Futch, Nicole Dalton, Sha'Dare McNeal, Hannah Allison, Sarah Palmer, Amy Neal, Associate Head Coach Salima Rockwell, Back Row (L-R): Assistant Coach Brian Wright, Ashley Bannister, Khat Bell, Madelyn Hutson, Sara Hattis, Bailey Webster, Haley Eckerman, Molly McCage, Head Coach Jerritt Elliott.*

OREGON

No.	Name	SP	K	E	TA	PCT	A	SA	SE	RE	DIG	BS	BA	BE	BHE
2	Alaina Bergsma	3	9	9	34	.000	0	1	1	0	4	0	1	0	0
4	Lauren Plum	3	2	0	7	.286	41	0	3	0	6	0	0	0	1
5	Canace Finley	3	5	2	7	.429	0	0	0	0	0	0	0	0	0
6	Liz Brenner	3	13	5	29	.276	2	0	0	0	6	0	0	0	0
7	Ariana Williams	3	4	2	11	.182	0	0	0	0	0	0	1	0	0
12	Katherine Fischer	3	13	4	24	.375	0	0	1	1	8	0	0	0	0
1	Natalie B-Gonzalez	1	0	0	0	.000	0	0	0	0	0	0	0	0	0
3	Kellie Kawasaki	3	0	0	0	.00	0	0	0	0	3	0	0	0	0
9	Haley Jacob	3	0	0	0	.000	2	0	1	1	10	0	0	0	0
11	Maddie Magee	2	0	0	0	.000	0	0	0	0	0	0	0	0	0
16	Shellsy Ashen	3	0	0	0	.000	0	0	1	0	0	0	0	0	0
18	Martenne Bettendorf	1	0	0	2	-.500	0	0	0	0	0	0	0	0	0
	Totals	3	46	23	114	.202	45	1	7	2	37	0	2	0	1

TEAM ATTACK PER SET

TOTAL TEAM BLOCKS: 1.0

Set	K	E	TA	Pct.
1	9	12	36	-.083
2	21	3	39	.462
3	16	8	39	.205

SET SCORES	1	2	3
Oregon	11	24	19
Texas	25	26	25

TEAM RECORDS

30-5

29-4

Texas

No.	Name	SP	K	E	TA	PCT	A	SA	SE	RE	DIG	BS	BA	BE	BHE
1	Khat Bell	3	4	1	11	.273	0	0	1	0	3	1	5	1	0
5	Molly McCage	3	4	0	5	.800	1	0	0	0	1	0	8	0	0
10	Haley Eckerman	3	12	2	25	.400	0	1	0	0	5	0	1	0	0
12	Hannah Allison	3	1	0	4	.250	35	0	0	0	3	1	4	0	0
14	Sha'Dare McNeal	3	8	0	17	.471	1	0	1	1	4	0	4	0	0
23	Bailey Webster	3	14	1	26	.500	0	0	0	0	2	0	4	1	0
6	Kat Brooks	3	0	0	0	.000	0	1	1	0	4	0	0	0	0
7	Nicole Dalton	1	0	0	1	.000	0	0	0	0	0	0	0	0	0
16	Sarah Palmer	3	0	0	0	.000	1	0	0	0	11	0	0	0	0
22	Megan Futch	1	0	0	0	.000	0	0	0	0	0	0	0	0	0
	Totals	3	43	4	89	.438	38	2	3	1	33	2	26	2	0

TEAM ATTACK PER SET

TOTAL TEAM BLOCKS: 15.0

Set	K	E	TA	Pct.
1	11	1	25	.400
2	19	2	33	.515
3	13	1	31	387

2013 CHAMPIONSHIP MATCH, Dec. 21 at Seattle

PENN ST. 3, WISCONSIN 1

2013 Penn St. — *Front row (L-R): Kelly Robertson, Carley Muller, Lacey Fuller, Laura Broerman, Lara Caraway, Taylor Krause, Maggie Harding, Dominique Gonzalez, Kendall Pierce, Deja McClendon, Darrin VanHorn (manager), Scott Campbell (assistant athletic trainer), Adam Hughes (director of operations), Moriah Perry (athletic training student). Back row (L-R): Kaleena Davidson (assistant coach), Cameron Davidson (strength and conditioning coach), JJ Goddu (volunteer assistant coach), Steve Aird (assistant coach), Nia Grant, Aiyana Whitney, Katie Slay, Erica Denney, Maddie Martin, Ariel Scott, Megan Courtney, Russ Rose (head coach), Micha Hancock, Paulina Prieto Cerame.*

Wisconsin

No.	Name	SP	K	E	TA	PCT	A	SA	SE	RE	DIG	BS	BA	BE	BHE
1	Lauren Carlini	4	2	0	6	.333	39	0	0	0	7	0	4	0	1
7	Deme Morales	4	15	6	51	.176	0	0	2	1	8	0	2	0	0
6	Taylor Morey	4	0	0	0	.000	1	0	0	3	10	0	0	0	0
13	Haleigh Nelson	4	7	1	15	.400	0	0	0	0	1	0	9	1	0
3	Courtney Thomas	4	1	5	18	-.222	3	1	2	0	14	0	5	0	0
14	Dominique Thompson	4	16	5	35	.314	0	0	0	0	2	0	5	0	0
20	Ellen Chapman	4	5	3	26	.077	0	1	2	0	3	0	3	0	0
4	Annemarie Hickey	4	0	0	0	.000	2	0	1	1	26	0	0	0	0
11	Kt Kvas	4	0	0	0	.000	0	0	0	0	2	0	0	0	0
	Totals	4	46	20	151	.172	45	2	7	6	73	0	28	1	1

TEAM ATTACK PER SET

TOTAL TEAM BLOCKS: 14.0

Set	K	E	TA	Pct.
1	9	4	33	.152
2	14	3	44	.250
3	14	10	37	.205
4	9	3	37	.162

SET SCORES	1	2	3	4
Wisconsin	19	24	25	23
Penn St.	25	26	20	25

TEAM RECORDS

28-10

34-2

Penn St.

No.	Name	SP	K	E	TA	PCT	A	SA	SE	RE	DIG	BS	BA	BE	BHE
1	Scott, Ariel	4	21	6	51	.294	0	0	0	0	5	0	0	0	0
7	Grant, Nia	4	4	2	10	.200	0	0	2	0	1	0	4	0	0
12	Hancock, Micha	4	5	5	14	.000	48	3	4	0	16	0	2	0	2
16	Slay, Katie	4	14	1	27	.481	2	0	0	0	3	2	1	1	1
17	Courtney, Megan	4	5	5	22	.000	4	0	0	0	20	2	3	0	0
18	McClendon, Deja	4	11	8	44	.068	1	0	1	0	8	0	0	0	0
3	Pierce, Kendall	3	0	0	0	.000	0	0	2	0	0	0	0	0	0
4	Gonzalez, Dominique	4	0	0	0	.000	1	3	0	0	20	0	0	0	1
9	Prieto Cerame, P.	3	2	0	2	1.000	0	0	3	0	0	0	0	0	0
33	Fuller, Lacey	4	0	0	0	.000	0	0	0	0	5	0	0	0	0
	Totals	4	62	27	170	.206	56	6	12	2	78	4	10	1	4

TEAM ATTACK PER SET

TOTAL TEAM BLOCKS: 9.0

Set	K	E	TA	Pct.
1	19	5	40	.350
2	17	6	43	.256
3	9	8	35	.029
4	17	8	52	.173

2014 CHAMPIONSHIP MATCH, Dec. 20 at Oklahoma City

PENN ST. 3, BYU 0

2014 Penn St.

BYU

No.	Name	SP	K	E	TA	PCT	A	SA	SE	RE	DIG	BS	BA	BE	BHE
3	ROBINS-HARDY, Alohi	3	0	1	5	-.200	31	0	2	0	8	0	1	1	1
9	GRAY, Alexa	3	9	3	28	.214	1	0	0	0	0	0	2	0	0
10	BOSWELL, Amy	3	7	4	15	.200	1	0	2	0	2	1	3	0	0
15	NOBLES, Tambre	3	7	2	16	.312	0	0	0	1	12	0	1	1	0
16	YOUNG, Whitney	3	1	1	13	.000	1	0	0	0	2	0	3	1	0
19	HAMSON, Jennifer	3	14	11	42	.071	1	1	2	0	8	0	2	0	0
2	BURNETT, Cosy	1	0	0	0	.000	0	0	0	0	1	0	0	0	0
14	PARKER, Ciara	3	0	0	0	.000	3	0	1	3	10	0	0	0	0
17	WELLING, Tia	3	0	0	0	.000	0	1	0	0	6	0	0	0	0
	Totals	3	38	22	119	.134	38	2	7	4	49	1	12	3	1

TEAM ATTACK PER SET — TOTAL TEAM BLOCKS: 7.0

Set	K	E	TA	Pct.
1	12	7	38	.132
2	18	6	45	.267
3	8	9	36	.028

SET SCORES	**1**	**2**	**3**
BYU	21	24	14
Penn St.	25	26	25

TEAM RECORDS

30-5

36-3

Penn St.

No.	Name	SP	K	E	TA	PCT	A	SA	SE	RE	DIG	BS	BA	BE	BHE
5	Frantti,Ali	3	6	3	26	.115	0	0	0	0	6	0	0	0	0
7	Grant,Nia	3	9	1	16	.500	0	1	1	0	2	1	3	0	0
12	Hancock,Micha	3	1	2	8	-.125	36	1	2	0	5	0	1	0	1
14	Whitney,Aiyana	3	11	4	30	.233	1	0	0	0	0	0	2	0	0
15	Washington,Haleigh	3	3	1	9	.222	0	0	0	0	0	1	3	2	0
17	Courtney,Megan	3	11	4	26	.269	0	0	0	1	14	2	3	0	0
3	Pierce,Kendall	3	0	0	0	.000	0	0	0	0	2	0	0	0	0
4	Gonzalez,Dominique	3	1	0	1	1.000	4	1	0	1	16	0	0	0	0
8	Pierce,Lainy	3	0	0	0	.000	0	0	0	0	3	0	0	0	0
13	Krause,Taylor	1	0	0	0	.000	0	0	0	0	0	0	0	0	0
33	Fuller,Lacey	3	0	0	0	.000	0	1	0	0	6	0	0	0	0
	Totals	3	42	15	116	.233	41	4	3	2	54	4	12	2	1

TEAM ATTACK PER SET — TOTAL TEAM BLOCKS: 9.0

Set	K	E	TA	Pct.
1	15	5	40	.250
2	16	4	45	.267
3	11	6	31	.161

2015 CHAMPIONSHIP MATCH, Dec. 19 at Omaha

NEBRASKA 3, TEXAS 0

2015 Nebraska

Nebraska

No.	Name	SP	K	E	TA	PCT	A	SA	SE	RE	DIG	BS	BA	BE	BHE
3	Kelly Hunter	3	2	0	6	.333	42	0	1	0	4	0	3	0	1
5	Amber Rolfzen	3	10	0	16	.625	0	0	0	0	1	0	4	2	0
6	Kadie Rolfzen	3	4	2	21	.095	2	1	2	1	10	1	3	2	0
9	Cecilia Hall	3	7	2	10	.500	0	0	0	0	0	0	3	0	0
11	Kenzie Maloney	3	0	0	1	.000	2	0	0	0	7	0	0	0	0
14	Kelsey Fien	3	7	3	22	.182	0	0	0	0	3	0	0	0	0
2	Mikaela Foecke	3	19	4	39	.385	0	0	1	0	1	0	1	0	0
4	J Wong-Orantes	3	0	0	0	.000	0	0	1	0	17	0	0	0	0
7	Sydney Townsend	3	0	0	0	.000	0	2	0	0	1	0	0	0	0
17	Annika Albrecht	3	0	1	4	-.250	0	1	2	0	5	0	0	0	0
	Totals	3	49	12	119	.311	46	4	7	1	49	1	14	4	1

TEAM ATTACK PER SET ..... TOTAL TEAM BLOCKS: 8.0

Set	K	E	TA	Pct.
1	17	4	42	.310
2	17	3	37	.378
3	15	5	40	.250

SET SCORES	1	2	3
Nebraksa	25	25	25
Texas	23	23	21

TEAM RECORDS
32-4
30-3

Penn St.

No.	Name	SP	K	E	TA	PCT	A	SA	SE	RE	DIG	BS	BA	BE	BHE
5	Molly McCage	3	7	1	14	.429	0	0	0	0	0	0	1	0	0
6	Kat Brooks	3	0	0	0	.000	2	0	1	0	4	0	0	0	0
9	Amy Neal	3	10	4	36	.167	0	0	2	1	10	0	0	0	0
11	Chiaka Ogbogu	3	4	4	15	.000	0	0	1	0	3	1	2	1	0
21	Chloe Collins	3	0	0	1	.000	39	1	0	0	12	0	0	1	0
27	Yaazie Bedart-Ghani	3	11	1	20	.500	0	0	0	1	0	0	2	0	0
7	Nicole Dalton	3	0	0	0	.000	0	0	1	2	7	0	0	0	0
8	Cat McCoy	3	0	0	0	.000	0	0	0	0	11	0	0	0	0
17	Mirta Baselovic	1	0	0	0	.000	0	0	0	0	0	0	0	0	0
19	Paulina P. Cerame	3	11	7	35	.114	0	0	0	0	6	1	1	0	0
	Totals	3	43	17	121	.215	41	1	5	4	53	2	6	2	0

TEAM ATTACK PER SET ..... TOTAL TEAM BLOCKS: 5.0

Set	K	E	TA	Pct.
1	12	3	41	.220
2	17	6	37	.297
3	14	8	43	.140