

Wrestling

DIVISION I




Photo by Joe Connell/NCAA Photos

Cael Sanderson of Iowa State finished a perfect career, winning the 197-pound title.

2002 Championships

Highlights

Gophers Golden Again: In the end, Cael Sanderson was perfect.

The Iowa State senior completed his record-setting college career by winning his 159th match without a loss, claiming his fourth-straight NCAA title.

The 197-pound Sanderson caught Jon Trence by the ankle, turned it into a double-leg takedown and put the Lehigh sophomore straight to his back for a near fall, going on to score a 12-4 major decision.

More than 13,000 fans at Pepsi Arena in Albany, New York, gave Sanderson a standing ovation that lasted nearly five minutes. The championship was held March 22-24.

Oklahoma State's Pat Smith, who had five losses in his career, is the only other four-time NCAA champion.

In the team race, Minnesota won with 126½ points after taking the title last season. Iowa State, Oklahoma, Iowa and Oklahoma State rounded out the top five.

For the complete championship story go to the April 1, 2002 issue of The NCAA News at www.ncaa.org on the World Wide Web.

TEAM STANDINGS

1. Minnesota	126½	25. Wisconsin	20½	49. Cleveland St.	4
2. Iowa St.	104	26. Northern Illinois.....	19½	50. Maryland	3½
3. Oklahoma	101½	27. Ohio	18½	Stanford	3½
4. Iowa	89	28. Appalachian St.	17½	52. Bloomsburg	3
5. Oklahoma St.	82½	29. Cal Poly	17	Boston U.	3
6. Ohio St.	64½	Princeton	17	Cal St. Bakersfield.....	3
7. Lehigh	61½	31. Oregon St.	16½	Duke	3
8. Nebraska	54	32. Indiana	16	Eastern Ill.	3
9. Michigan.....	51	Rutgers.....	16	Kent St.	3
10. Illinois.....	47½	34. Michigan St.	15½	58. American.....	2½
11. Pennsylvania.....	43	35. Penn St.	13	George Mason	2½
12. Arizona St.	41½	36. Navy	11½	Rider	2½
13. West Virginia	38	37. North Carolina	10	61. Howard.....	2
14. Edinboro	33	38. Hofstra	9	Northwestern.....	2
15. Purdue.....	32½	39. Central Mich.....	7½	Sacred Heart.....	2
16. Northern Iowa	31	VMI	7½	Buffalo	2
17. Missouri	29	41. Army.....	7	65. Brown	1½
18. Cornell	28	Clarion	7	Eastern Mich.	1½
19. Boise St.	24	UC Davis	7	North Carolina St.	1½
Fresno St.	24	44. Virginia Tech	6½	68. Cal St. Fullerton.....	1
Lock Haven	24	45. Drexel	6	Campbell	1
22. Air Force	22½	Pittsburgh	6	70. Chattanooga	½
23. Harvard	22	Virginia	6	Duquesne	½
24. Oregon	21	48. Old Dominion.....	5		

INDIVIDUAL RESULTS

125-POUND CLASS

MAIN BRACKET

Preliminary round—Heath McKim, Air Force, def. Marlon Felton, Northern Ill., 10-3; Twam Pham, Illinois, def. Mario Stuart, Lehigh, 3-1 (sv); Matt Sanchez, Cal St. Bakersfield, def. Rob Rebmann, Drexel, 10-8.

First round—Stephen Abas, Fresno St., def. Jose Leon, Boston U., 2-0; Chris Williams, Michigan St., def. Rocco Mansueto, Cleveland St., 13-5; Jason Powell, Nebraska, pinned Jesse Leng, Ohio St., 4-18; Shawn Williams, Oregon, def. Heath McKim, Air Force, 11-7; Ben VomBaur, Boise St., def. Trap McCormack, Lock Haven, 8-0; Twam Pham, Illinois, def. Nathan Peterson, Stanford, 5-0; Shawn Bunch, Edinboro, def. Chris Rodrigues, North Carolina, 8-3; Chris Fleeger, Purdue, def. George Cintron, North Carolina St., 4-1; Skylar Holman, Oklahoma St., def. Sanchez, 14-1; Greg Schaefer, Indiana, def. Willie Harris, American, 5-2; Travis Lee, Cornell, def. Matthew Pitts, Chattanooga, 6-3; Matt Ridings, Oklahoma, def. Jerold Limongelli, Rider, 10-4; Luke Eustice, Iowa, pinned Michael Delaney, Oregon St., 6:47; A.J. Grant, Michigan, def. Tommy Hoang, Duke, 9-4; Tom Noto, Hofstra, def. Mason Lenhard, Pennsylvania, 6-3; Leroy Vega, Minnesota, def. Jared Opfer, Kent St., 13-4.

Second round—Abas def. C. Williams, 2-0; S. Williams def. Powell, 6-3; VomBaur def. Pham, 2-2 (tb); Fleeger def. Bunc, 7-5 (sv); Holman def. Schaefer, 6-2; Lee pinned Ridings, 6:52; Eustice def. Grant, 8-6 (sv); Noto def. Vega, 3-1 (sv).

Quarterfinals—Abas def. S. Williams, 8-4; Fleeger def. VomBaur, 6-4; Holman def. Lee, 12-9; Eustice def. Noto, 9-6.

Semifinals—Abas def. Fleeger, 14-5; Eustice def. Holman, 3-2.

Final—Abas def. Eustice, 8-4.

WRESTLEBACKS

Preliminary round—Felton def. Delaney, 9-0; Stuart def. Pitts, 11-2; Rebmann def. Cintron, 3-2.

First round—Lenhard def. Opfer, 6-4; Hoang pinned Felton, 4:05; Stuart pinned Limongelli, 1:31; Sanchez def. Harris, 13-2; Rodrigues def. Rebmann, 5-3; Peterson pinned McCormack, 1:59; McKim def. Leng, 3-1; Leon pinned Mansueto, 0:39.

Second round—Pham def. Lenhard, 3-1; Bunch def. Hoang, 10-5; C. Williams def. Stuart, 6-3; Powell pinned Sanchez, 2:45; Rodrigues pinned Grant, 4:25; Vega pinned Peterson, 2:25; McKim def. Schaefer, 11-6; Ridings def. Leon, 3-2.

Third round—Bunch def. Pham, 3-2; Powell def. C. Williams, 11-4; Rodrigues def. Vega, 3-2; Ridings def. McKim, 6-5.

Fourth round—Lee def. Bunch, 12:10 (sv); Powell pinned Noto, 6:16; Rodrigues pinned S. Williams, 6:59; VomBaur def. Ridings, 2-1.

Fifth round—Powell def. Lee, 5-3; VomBaur def. Rodrigues, 5-2.

Semifinals—Fleeger def. Powell, 5-0; VomBaur def. Holman, 3-1; **Third place**—Fleeger def. VomBaur, 6-4 (sv); **Fifth place**—Powell def. Holman, 5-4; **Seventh place**—Lee def. Rodrigues, 14-4.

133-POUND CLASS

MAIN BRACKET

Preliminary round—Jordan Webster, Central Mich., def. Alejandro Alvarez, Cornell, 11-0.

First round—Ryan Lewis, Minnesota, def. Joe Cristaldi, Drexel, 23-9; Webster def. Jason Cucolo, Sacred Heart, 6-3; Zach Roberson, Iowa St., def. Anthony Carrizales, Ohio, 8-2; Foley Dowd, Michigan, def. Evan Sola, North Carolina, 11-5; David Douglas, Arizona St., def. David Hoffman, Virginia Tech, 12-5; Marat Tomaev, Penn St., def. Rad Martinez, Clarion, 5-4; Travis Drake, Appalachian St., def. Jesse Brock, Boise St., 9-4; Kevin Black, Wisconsin, pinned Jason Gabrielson, Millersville, 5:57; Witt Durden, Oklahoma, def. Cory Ace, Edinboro, 7:00 (technical fall); Urijah Faber, UC Davis, def. Chris Matarese, Slippery Rock, 13-6; Chad Hay, Illinois, def. Dan Hyman, Lehigh, 3-1 (sv); Cliff Moore, Iowa, def. Eren Ceballos, Cal St. Bakersfield, 19-8; Jeff Ratliff, Ohio St., def. Mark Manchio, Northern Iowa, 11-5; Phil Mansueto, Cleveland St., def. Pat Dowdy, Eastern Ill., 6-2; Chris Spealler, Lock Haven, def. Jason Harless, Oregon, 8-4; Johnny Thompson, Oklahoma St., def. Shawn Amistade, Pittsburgh, 10-3.

Second round—Lewis def. Webster, 6-2; Roberson def. Dowd, 8-3; Douglas def. Tomaev, 5-1; Blake def. Drake, 11-2; Durden def. Faber, 14-3; Moore def. Hay, 8-4; Ratliff def. Mansueto, 6-2; Thompson def. Spealler, 6-2.

Quarterfinals—Lewis def. Roberson, 9-5; Black def. Douglas, 10-5; Durden def. Moore, 11-7; Thompson pinned Ratliff, 2:04.

Semifinals—Lewis pinned Black, 4:51; Thompson def. Durden, 4-2.

Final—Thompson def. Lewis, 5-4.

WRESTLEBACKS

Preliminary round—Harless def. Alvarez, 5-1.

First round—Amistade def. Harless, 3-2; Dowdy pinned Manchio, 6:39; Hyman def. Ceballos, 7-4; Ace pinned Matarese, 5:26; Brock def. Gabrielson, 10-3; Hoffman def. Martinez, 5-3; Carrizales def. Sola, 8-6 (sv); Cristaldi def. Cucolo, 7-5.

Second round—Tomaev def. Amistade, 7-2; Drake def. Dowdy, 15-9; Webster def. Hyman, 10-7; Ace def. Dowd, 4-2; Mansueto def. Brock, 3-1; Hoffman def. Spealler, 9-7 (sv); Faber pinned Carrizales, 2:46; Hay def. Cristaldi, 6-4.

Third round—Tomaev def. Drake, 5-4; Ace def. Webster, 3-2; Mansueto def. Hoffman, 3-1; Faber def. Hay, 2-0.

Fourth round—Moore def. Tomaev, 4-0; Ace def. Ratliff, 10-8; Roberson def. Mansueto, 4-0; Douglas def. Faber, 4-1.

Fifth round—Moore def. Ace, 8-3; Douglas def. Roberson, 8-3.

Semifinals—Black def. Moore, 13-4; Durden def. Douglas, 8-5; **Third place**—Durden def. Black, 14-6;

Fifth place—Douglas def. Moore, 14-4; **Seventh place**—Roberson def. Ace (medical forfeit).

141-POUND CLASS

MAIN BRACKET

Preliminary round—Mark Conley, Navy, def. Jared Sullivan, Chattanooga, 8-3; Sean Gray, Virginia Tech, pinned Clinton Frease, Brown, 2:43.

First round—Conley def. Grant Hoerr, Wisconsin, 3-1; Mike Maney, Lock Haven, def. Brad Byers, North Carolina, 3-1; Shane Cunanan, West Virginia, def. Ralph Lopez, Fresno State, 8-3; Chad Erikson, Minnesota, def. Chad Caros, Edinboro, 8-5; Aaron Holker, Iowa St., def. Scott Moore, Penn St., 6:50 (technical fall); Coyte Cooper, Indiana, def. Jason Mester, Central Mich., 3-1; John Giacche, Northwestern, def. Rob Becker, George Mason, 11-4; Dylan Long, Northern Iowa, def. Jon Masa, Hofstra, 11-0; Gray def. Brian Watson, Oregon, 6-0; Nate Parker, Oklahoma, pinned Brad Metzler, Stanford, 0:57; Robert Sessley, Ohio St., def. Nick Boucher, Cleveland St., 10-4; Cedric Haymon, Cal Poly, def. Mark DiSalvo, VMI, 3-0; J.P. Reese, Missouri, def. Luke Moffitt, Iowa, 14-4; Phillip Simpson, Army, pinned Darren McLane, Duquesne, 4:25; Gabe Vigil, Boise St., def. Darnell Ruffin, Eastern Mich., 19-8; Eric Larkin, Arizona St., def. Brandon York, Maryland, 8-4.

Second round—Conley def. Maney, 3-2; Erikson pinned Cunanan, 6:52; Holker def. Cooper, 9-0; Long def. Giacche, 3-2; Parker def. Gray, 6-3; Haymon def. Sessley, 5-3; Reese def. Simpson, 14-6; Larkin pinned Vigil, 2:30.

Quarterfinals—Conley def. Erikson, 6-0; Holker def. Long, 15-2; Parker def. Haymon, 6-4; Larkin def. Reese, 13-2.

Semifinals—Holker def. Conley, 4-3; Larkin def. Parker, 10-4.

Final—Holker def. Larkin, 10-5.

WRESTLEBACKS

Preliminary round—Sullivan def. York, 5-2; Frease def. Masa, 12-10 (sv).

First round—Ruffin def. Sullivan, 6-2; Moffitt pinned McLane, 4:34; DiSalvo def. Boucher, 7-2; Watson def. Metzler, 5-2; Becker def. Frease, 12-5; Mester def. Moore, 7-3; Caros def. Lopez, 12-4; Hoerr def. Byers, 6-3.

Second round—Ruffin def. Cooper, 10-8; Moffitt def. Giacche, 8-3; Maney def. DiSalvo, 8-0; Cunanan def. Watson, 3-2; Simpson pinned Becker, 3:42; Vigil def. Mester, 5-4; Gray def. Caros, 9-2; Sessley def. Hoerr, 6-2.

Third round—Moffitt pinned Ruffin, 1:12; Maney def. Cunanan, 3-2; Simpson def. Vigil, 7-6; Sessley def. Gray, 12-5.

Fourth round—Haymon def. Moffitt, 6-3; Maney def. Reese, 6-1; Erikson def. Simpson, 4-3; Sessley pinned Long, 2:54.

Fifth round—Haymon def. Maney, 10-2; Sessley def. Erikson, 9-6.

Semifinals—Haymon def. Conley, 6-5; Sessley def. Parker, 2-1; **Third place**—Haymon def. Sessley, 4-2;

Fifth place—Parker def. Conley, 8-5; **Seventh place**—Erikson def. Maney, 4-3.

149-POUND CLASS

MAIN BRACKET

First round—Mike Zadick, Iowa, pinned Billy Smith, West Virginia, 2:35; Adrian Austin, George Mason, def. Brad Cielaski, Slippery Rock, 8-1; Keaton Anderson, Ohio St., def. Ty Morgan, Central Mich., 9-4; Jake Percival, Ohio, pinned Casey Hunt, Oregon, 1:02; Jesse Jantzen, Harvard, def. Ryan Berger, Illinois, 4-0; Scott Frohardt, Air Force, def. Marc Hoffer, American, 11-2; Collin Robertson, Boise St., def. Nate Wachter, Penn St., 3-2; Jared Frayer, Oklahoma, def. Jon Garvin, Northern Iowa, 12-1; JaMarr Billman, Lock Haven, def. Jason Mercado, Brown, 12-3; Karl Nadolsky, Michigan St., def. Travis Shufelt, Nebraska, 12-7; Jerrod Sanders, Oklahoma St., def. Matt Gentry, Stanford, 8-1; Mike Kulczycki, Michigan, def. Wayne Watts, Citadel, 5:49 (technical fall); Billy Maldonado, Iowa St., def. Jason DeBruin, Hofstra, 9-8; Joe Henson, Pennsylvania, def. Thomas Juarez, Cal St. Bakersfield, 8-0; Justin Giovinco, Pittsburgh, def. Jake Giamoni, North Carolina St. 9-0; Jared Lawrence, Minnesota, pinned Greg Austin, Rutgers, 6:41.

Second round—Zadick def. Austin, 6:27 (technical fall); Percival def. Anderson, 5-0; Jantzen def. Frohardt, 9-8; Frayer def. Robertson, 6-2; Billman def. Nadolsky, 5-3 (sv); Kulczycki def. Sanders, 18-4; Maldonado def. Henson, 5-4; Lawrence def. Giovinco, 10-4.

Quarterfinals—Percival def. Zadick, 18-4; Frayer def. Jantzen, 7-2; Billman def. Kulczycki, 5-3; Lawrence def. Maldonado, 10-2.

Semifinals—Frayer def. Percival, 11-6; Lawrence def. Billman, 5-4 (tb).

Final—Lawrence def. Frayer, 3-1.

WRESTLEBACKS

First round—Giamoni def. Austin, 5-3 (sv); DeBruin def. Jaurez, 19-5; Gentry def. Watts, 11-5; Shufelt def. Mercado, 13-9; Wachter def. Garvin, 8-1; Hoffer def. Berger, 3-2; Morgan def. Hunt, 14-4; Smith def. Cielecki, 8-2.

Second round—Frohardt def. Giamoni, 4-1; DeBruin def. Robertson, 15-7; Austin def. Gentry, 6-3; Anderson def. Shufelt, 13-6; Henson def. Wachter, 5-3; Hoffer def. Giovinco, 11-3; Nadolsky def. Morgan, 5-0; Sanders def. Smith, 11-5.

Third round—Frohardt def. DeBruin, 6-5; Anderson def. Austin, 2-1 (tb); Hoffer def. Henson, 10-6; Sanders def. Nadolsky, 5-2.

Fourth round—Frohardt def. Kulczycki, 11-5; Maldonado def. Anderson, 6-4; Zadick def. Hoffer, 12-3; Jantzen def. Sanders, 6-3.

Fifth round—Maldonado def. Frohardt, 14-3; Jantzen def. Zadick, 4-4 (tb).

Semifinals—Percival def. Maldonado, 8-0; Jantzen def. Billman, 5-4; **Third place**—Jantzen pinned Percival, 2:54; **Fifth place**—Billman def. Maldonado, 6-4; **Seventh place**—Zadick def. Frohardt, 12-9.

157-POUND CLASS

MAIN BRACKET

Preliminary round—Jeremiah Jarvis, UC Davis, def. Doug Cielecki, Oklahoma, 7-4.

First round—Bryan Snyder, Nebraska, def. Warren Stout, Lehigh, 4:54 (technical fall); Tony Overstake, Oregon, def. Frank DeFillippis, Eastern Ill., 4:59 (technical fall); Gray Maynard, Michigan St., def. Paul Siemon, Hofstra, 9-7; Matt Anderson, Iowa, def. Rocky Smart, 4-0; Scott Owen, Northern Ill., def. Jarvis 17-7; Josh Janson, Ohio St., def. P.J. Boccia, Appalachian St., 12-5; Brad Harper, Purdue, def. Levi Prevost, Wyoming, 3-2; Shane Roller, Oklahoma St., def. Mike Tolar, Kent St., 12-3; Luke Becker, Minnesota, pinned Gabe Webster, Cornell, 5:37; Jeremy Reitz, Clarion, def. Levi Weikel-Magden, Stanford, 9-7; Derek Jenkins, Rider, def. Dave Bolyard, Central Mich., 5-4; Ryan Bertin, Michigan, def. Zachariah Doll, Pittsburgh, 12-2; Adam Britt, VMI, def. Joe Carr, West Virginia, 6-1; Griff Powell, Illinois, def. Mitch Morgan, Boise St., 9-3; Tim Foley, Virginia, def.

Ryan Yates, Edinboro, 4-4 (tb); Yoshi Nakamura, Pennsylvania, def. Jesse Reed, Millersville, 17-4.

Second round—Snyder def. Overstake, 6:39 (technical fall); Maynard def. Anderson, 7-4; Owen def. Janson, 16-3; Roller def. Harper, 7-3; Becker def. Reitz, 14-6; Bertin def. Jenkins, 8-6; Powell def. Britt, 5-2; Nakamura def. Foley, 7:00 (technical fall).

Quarterfinals—Snyder pinned Maynard, 5:07; Roller pinned Owen, 3:48; Becker def. Bertin, 12-4; Nakamura def. Powell, 5-3.

Semifinals—Snyder def. Roller, 5-2; Becker def. Nakamura, 2-1 (tb).

Final—Becker def. Snyder, 5-4 (tb).

WRESTLEBACKS

Preliminary round—Cielecki def. Doll, 7-3.

First round—Yates def. Reed, 6-1; Carr pinned Morgan, 0:49; Cielecki def. Bolyard, 7-6; Webster def. Weikel-Magden, 7:00 (technical fall); Tolar def. Prevost, 16-9; Boccia def. Jarvis, 2-1 (tb); Smart def. Siemon, 3-1; Stout pinned DeFillippis, 3:34.

Second round—Janson def. Yates, 7-5 (sv); Carr def. Harper, 8-2; Cielecki def. Overstake, 7-5; Anderson def. Webster, 9-1; Britt def. Tolar, 14-4; Foley def. Boccia, 6-4; Smart def. Reitz, 9-2; Jenkins def. Stout, 8-3.

Third round—Janson def. Carr, 1-1 (tb); Anderson def. Cielecki, 5-1; Britt def. Foley, 9-4; Smart def. Jenkins, 7-4.

Fourth round—Bertin def. Janson, 6-5; Powell def. Anderson, 4-2; Maynard def. Britt, 6-2; Owen def. Smart, 3-1 (sv).

Fifth round—Bertin def. Powell, 1-1 (tb); Owen pinned Maynard, 6:51.

Semifinals—Roller pinned Bertin, 5:41; Nakamura def. Owen, 7-5; **Third place**—Nakamura pinned Roller, 2:39; **Fifth place**—Owen def. Bertin, 11-3; **Seventh place**—Maynard def. Powell, 5-1.

165-POUND CLASS

MAIN BRACKET

First round—Joe Heskett, Iowa St., def. John Garriques, Hofstra, 7-2; Nate Baker, Minnesota, def. Pierre Pryor, North Carolina St., 13-11; Robbie Waller, Oklahoma, def. Nate Lawrenz, Northern Iowa, 8-5; Johnny Clark, Ohio St., def. Craig Johnson, Chattanooga, 7-6; Josh Henson, Pennsylvania, def. Ryan Kane, Northwestern, 4:40 (technical fall); Nick Nemeth, Kent St., def. Pat O'Donnell, Harvard, 14-5; Tyron Woodley, Missouri, def. Scott Roth, Cornell, 8-6; Mark Fee, Appalachian St., def. Tom McMath, West Virginia, 10-6; Tyrone Lewis, Oklahoma St., pinned Seth Cameron, James Madison, 1:34; Nick Frost, Arizona St., pinned Oscar Santiago, Purdue, 6:49; Doc Vecchio, Penn St., def. Chris Carlino, Cal St. Fullerton, 4-2; Burt Pierson, UC Davis, def. Chris Vitale, Lehigh, 11-7; Eugene Harris, Oregon, def. Bill Boeh, Duquesne, 8-4; Matt King, Edinboro, def. Mike Mitchell, Duke, 5-0; Charles Martelli, Michigan, def. Nick Harrington, Rider, 9-5; Matt Lackey, Illinois, def. Carl Fronhofer, Pittsburgh, 5-2.

Second round—Heskett def. Baker, 12-2; Waller def. Clark, 15-9; Henson def. Nemeth, 5-3; Fee pinned Woodley, 0:47; Lewis def. Frost, 14-5; Vecchio def. Pierson, 3-1; Harris pinned King, 2:37; Lackey def. Martelli, 4-1.

Quarterfinals—Heskett def. Waller, 10-2; Fee def. Henson, 7-4; Lewis def. Vecchio, 8-5; Lackey def. Harris, 3-1.

Semifinals—Heskett pinned Fee, 5:24; Lackey def. Lewis, 6-4 (sv).

Final—Heskett def. Lackey, 4-2.

WRESTLEBACKS

First round—Fronhofer def. Harrington, 8-6; Boeh def. Mitchell, 3-1; Vitale def. Carlino, 12-5; Santiago def. Cameron, 3-2; McMath def. Roth, 10-4; O'Donnell def. Kane, 6-4; Lawrenz def. Johnson, 2-0; Pryor def. Garriques, 4-2.

Second round—Fronhofer def. Nemeth, 7-3; Woodley def. Boeh, 12-7; Vitale def. Baker, 8-3; Clark def. Santiago, 15-10; McMath def. King (medical forfeit); Martelli def. O'Donnell, 17-4; Frost def. Lawrenz, 13-2; Pryor def. Pierson, 8-5.

Third round—Woodley def. Fronhofer, 5-4; Vitale def. Clark, 11-9; McMath def. Martelli, 9-7 (sv); Pryor def. Frost, 8-7.

Fourth round—Vecchio def. Woodley, 10-8 (sv); Harris def. Vitale, 7-4; Waller def. McMath, 11-3; Henson def. Pryor, 3-2.

Fifth round—Harris def. Vecchio, 8-5; Waller def. Henson, 3-2.

Semifinals—Harris def. Fee, 18-9; Lewis def. Waller (medical forfeit); **Third place**—Lewis def. Harris, 8-2; **Fifth place**—Fee def. Waller (medical forfeit); **Seventh place**—Henson def. Vecchio, 11-9.

174-POUND CLASS

MAIN BRACKET

Preliminary round—Terry Parham, Air Force, def. Rashad Evans, Michigan St., 6-1; Ralph Everett, Hofstra, def. Shane Webster, Oregon, 3-2; Tony Gansen, Central Mich., def. Dustin Kawa, North Carolina St., 11-8; Rick Springman, Pennsylvania, def. Pat Owens, Boise St., 6:11 (technical fall); Michael Barger, Oklahoma, pinned Brady Reinke, Wisconsin, 0:49.

First round—Otto Olson, Michigan, pinned Mark Cauty, North Carolina, 2:59; Terry Parham, Air Force, def. Jim Stanec, Cornell, 4-3; Ryan Lange, Purdue, def. Bill Lowney, Northern Illinois, 8-5; Jacob Volkmann, Minnesota def. Luke Moore, Ohio, 7:00 (technical fall); Matt Erwin, VMI, def. Jeff Rusak, Old Dominion, 8-5; John Kopnisky, Missouri, pinned Curtis Yeager, Millersville, 4:01; Andrew Roy, Rutgers, def. Ralph Everett, Hofstra, 7-6; Greg Parker, Princeton, def. Brian Glynn, Illinois, 5-0; Josh Koscheck, Edinboro, def. Lance Nixon, Campbell, 10-0; Nick Passolano, Iowa St., pinned Tony Gansen, Central Mich., 2:45; Nathan Coy, Oregon St., def. Gerald Harris, Cleveland St., 4-1; Rick Springman, Pennsylvania, def. Tony Denke, Nebraska, 9-5; Tyler Nixt, Iowa, def. Ben Chunko, Drexel, 18-5; Ty Wilcox, Oklahoma St., def. Ed Pawlak, Lock Haven, 4-1; Michael Barger, Oklahoma, def. Eric Hauan, Northern Iowa, 10-1; Greg Jones, West Virginia, def. Steve Strange, Cal Poly, 17-10.

Second round—Olson def. Parham, 18-10; Lange def. Volkman, 3-2; Kopnisky def. Erwin, 4-3; Parker def. Roy, 4-2; Koscheck def. Passolano, 4-2; Springman def. Coy, 5-2; Nixt def. Wilcox, 3-2; Jones def. Barger, 8-3.

Quarterfinals—Olson def. Lange, 4-3; Parker def. Kopnisky, 6-4; Springman def. Koscheck, 6-0; Jones def. Nixt, 10-4.

Semifinals—Parker def. Olson, 12-8; Jones def. Springman, 15-5.

Final—Jones def. Parker, 12-5.

WRESTLEBACKS

Preliminary round—Hauan def. Evans, 6-1; Webster def. Gansen, 18-15; Kawa def. Everett, 5-4; Rusack pinned Owens, 5:11; Stanec def. Reinke, 12-6.

First round—Strange def. Hauan, 5-2; Chunko def. Pawlak, 5-0; Harris def. Denke, 4-3; Nixon def. Webster, 18-13; Glynn pinned Kawa, 6:59; Rusack pinned Yeager, 2:56; Moore def. Lowney, 2-1; Stanec pinned Cauty, 5:52.

Second round—Erwin def. Strange, 7-5; Chunko def. Roy, 6-0; Parham def. Harris, 5-0; Volkman def. Nixon, 11-2; Wilcox pinned Glynn, 1:58; Barger def. Rusack, 5-3; Passolano pinned Moore, 4:04; Coy def. Stanec, 6-1.

Third round—Chunko def. Erwin, 11-7; Parham def. Volkman, 5-3; Barger def. Wilcox, 3-1; Coy def. Passolano, 2-0.

Fourth round—Koscheck def. Chunko, 4-0; Parham def. Nixt, 5-4 (tb); Barger def. Lange, 8-6; Coy def. Kopnisky, 4-1.

Fifth round—Koscheck def. Parham, 3-1; Coy def. Barger, 5-2.

Semifinals—Koscheck def. Olson, 4-3; Coy def. Springman, 7-1; **Third place**—Koscheck def. Coy, 9-1;

Fifth place—Olson def. Springman, 6-5; **Seventh place**—Parham def. Barger, 6-4.

184-POUND CLASS

MAIN BRACKET

First round—Rowdy Lundegreen, Cal St. Fullerton def. Scott Justus, Virginia Tech, 14-7; Ralph DeNisco, Wisconsin def. Jeremy Wilson, Portland St., 4-0; Josh Millard, Lock Haven def. Pat Popolizio, Oklahoma St., 7-5; Rob Rohn, Lehigh def. Blake Kaplan, Ohio St., 8-4; Viktor Sveda, Indiana pinned David Colabella, James Madison, 4:38; Kyle Hansen, Northern Iowa pinned Tom Tanis, Rutgers, 6:51; Jake Stork, Maryland def. Eddie Gifford, Fresno St., 9-7; Andy Hrovat, Michigan def. Pat Miller, Drexel, 17-6; Jason Potter, Illinois def. Justin Johnson, Bloomsburg, 9-4; Travis Pascoe, Nebraska def. Jimi Massey, Virginia, 11-8; Josh Lambrecht, Oklahoma pinned Jeffrey Moskyok, Duquesne, 1:30; Clint Wattenberg, Cornell def. Tony D'Amico, Boise St., 4-0; Ben Heizer, Northern Illinois def. Quantel Langfor, Chattanooga, 11-1; Mark Becks, Penn St. pinned Isaac

Weber, Oregon St., 5:51; Damion Hahn, Minnesota def. Ali Abri, 4-1.

Second round—DeNisco def. Lundegreen, 9-5; Rohn pinned Millard, 0:25; Hansen def. Sveda, 4:38; Smith def. Stork, 10-2; Hrovat def. Potter, 6-5 (tb); Lambrecht def. Pascoe, 9-0; Wattenberg def. Heizer, 3-2; Hahn def. Becks, 2-1.

Quarterfinals—Rohn pinned DeNisco, 3:19; Smith def. Hansen, 7-4; Lambrecht def. Hrovat, 6:34 (technical fall); Hahn def. Wattenberg, 3-2.

Semifinals—Rohn pinned Smith, 2:57; Lambrecht def. Hahn, 8-6.

Championship—Rohn pinned Lambrecht, 6:50.

WRESTLEBACKS

First round—Weber def. Abri, 8-6; D'Amico def. Langford, 6-3; Massey def. Moskyok, 3-2; Johnson def. Miller, 6-1; Tanis def. Colabella, 9-3; Popolizio def. Kaplan, 9-2; Justus def. Wilson, 6-4.

Second round—Sveda def. Weber, 18-5; Stork pinned D'Amico, 5:32; Massey def. Lundegreen (medical forfeit); Johnson pinned Millard, 4:07; Gifford def. Heizer, 4-2; Tanis def. Becks, 7-5 (sv); Popolizio def. Potter, 4-3; Pascoe def. Justus, 6-4.

Third round—Sveda pinned Stork, 6:26; Massey def. Johnson, 7-7 (tb); Tanis pinned Gifford, 6:37; Popolizio def. Pascoe, 2-2 (tb).

Fourth round—Hrovat def. Sveda, 11-6; Wattenberg def. Massey, 12-3; Tanis def. DeNisco, 9-4; Hansen def. Popolizio, 6-2.

Fifth round—Wattenberg def. Hrovat, 3-1; Tanis def. Hansen, 5-4 (sv).

Semifinals—Smith def. Wattenberg, 2-1; Tanis def. Hahn, 4-1; **Third place**—Smith def. Tanis, 9-5; **Fifth place**—Hahn def. Wattenberg, 3-3 (tb); **Seventh place**—Hrovat def. Hansen, 4-3.

197-POUND CLASS

MAIN BRACKET

Preliminary round—Avery Zerkle, Lock Haven def. Jason Gore, North Carolina St., 8-4.

First round—Cael Sanderson, Iowa St. pinned Eric Mausser, Clarion, 3:32; Kyle Cerninara, Buffalo def. Greg Eynon, 6-2; David Sandberg, Pittsburgh def. Erik Gladish, Arizona St., 11-7; Jason Payne, Northern Iowa def. Pete Mielnik, Penn St., 10-2; Scott Barker, Missouri, def. Randy Davidson, Portland St., 7:00 (technical fall); Anthony Reynolds, Sacred Heart def. John Wechter, Michigan St., 8-5; Brent Miller, West Virginia def. Tyrone Byrd, Illinois, 6-2; Nick Preston, Ohio St. def. David Schenk, Cal Poly, 9-4; Owen Elzen, Minnesota def. Nick Ciarcia, Brown, 14-3; Chris Jones, Drexel def. Zerkle, 3-1; David Shunamon, Edinboro def. Pat DeGain, 3-2; Kyle Smith, Michigan def. Greg Sawyer, Rider, 8-3; Justin Ruiz, Nebraska def. Chris Skretkowicz, Hofstra, 12-3; Tom Grossman, Oklahoma def. Austin David, Chattanooga, 12-3; Matt Greenberg, Cornell def. Willie Gruenwald, Oklahoma St., 7-4; Jon Trengle, Lehigh pinned Marcio Botelho, Fresno St., 1:47.

Second round—Sanderson pinned Cerninara, 6:33; Payne def. Sandberg, 8-5; Barker def. Reynolds, 7:00 (technical fall); Preston pinned Miller, 6:26; Elzen def. Jones, 13-1; Smith def. Shunamon, 5-3; Ruiz def. Grossman, 5-4; Trengle pinned Greenberg, 3:15.

Quarterfinals—Sanderson tech. fall Payne, 6:51; Preston def. Barker, 3-2; Elzen pinned Smith, 4:15; Trengle pinned Ruiz, 1:20.

Semifinals—Sanderson def. Preston, 18-7; Trengle def. Elzen, 16-6.

Championship—Sanderson def. Trengle, 12-4.

WRESTLEBACKS

Preliminary round—Byrd def. Gore, 2-0.

First round—Gruenwald pinned Botelho, 1:48; Skretkowicz def. David, 14-1; DeGain def. Sawyer, 16-7; Zerkle def. Ciarcia, 6-5; Schenk def. Byrd, 7-6; Wechter def. Davidson, 20-8; Gladish def. Mielnik, 12-5; Mausser def. Eynon, 11-0.

Second round—Gruenwald def. Reynolds, 8-7; Miller def. Skretkowicz, 5-1; DeGain def. Cerninara, 5-2; Zerkle def. Sandberg, 5-2; Schenk def. Grossman, 6-4; Wechter def. Greenberg, 6-1; Jones def. Gladish, 5-4; Mausser def. Shunamon, 5-3.

Third round—Miller def. Gruenwald, 8-2; DeGain pinned Zerkle, 3:38; Wechter def. Schenk, 6-3; Mausser def. Jones, 7-2.

Fourth round—Smith def. Miller, 8-2; Ruiz pinned DeGain, 1:50; Payne def. Wechter, 5-3; Barker pinned Mausser, 7:00.

Fifth round—Ruiz def. Smith, 7-3; Barker pinned Payne, 6:40.

Semifinals—Preston def. Ruiz, 1-1 (tb); Elzen def. Barker, 7-0; **Third place**—Preston def. Elzen, 7-4; **Fifth place**—Ruiz def. Barker, 7-6; **Seventh place**—Smith def. Payne, 10-4.

HEAVYWEIGHT CLASS

MAIN BRACKET

First round—Tommy Rowlands, Ohio St. pinned Mark Knauer, Iowa St., 4:31; Pat Cummins, Penn St. def. Mike Carroll, Drexel, 4-2; Paul Hynek, Northern Iowa def. Ryan Painter, Virginia, 4-2; Adrian Thompson, Howard def. Kevin Hoy, Air Force, 13-4; John Lockhart, Illinois def. Eric Webb, Oregon, 3-2; John Testa, Clarion def. Steven Kovach, Navy, 4-3 (tb); Boe Rushton, Boise St. pinned Craig Tefft, Binghamton, 1:52; Leonce Crump, Oklahoma def. Ryan Kehler, West Virginia, 12-0; Bronson

Lingamfelter, Brown def. Matt Brink, 6-1; Jake Vercelli, Purdue def. Dawid Rechul, Harvard, 3-1 (sv); Jason Cooley, Oregon St. def. Jacob Lininger, Pittsburgh; Kellan Fluckiger, Arizona St. def. Jake Leffler, Central Mich., 5-0; Matt Feast, Pennsylvania def. Matt Kenny, North Carolina, 4-3; Steve Mocco, Iowa pinned Greg Forbes, UNC Greensboro, 2:18.

Second round—Rowlands def. Cummins, 14-6; Hynek pinned Thompson, 0:47; Testa def. Lockhart, 2-1; Lowney def. Rushton, 1-0; Crump pinned Lingamfelter, 4:39; Vercelli def. James Huml, Oklahoma St., 5-3; Fluckiger def. Cooley, 5-1; Mocco def. Feast, 8-0.

Quarterfinals—Rowlands def. Hynek, 4-1; Lowney def. Testa, 6-2; Vercelli def. Crump, 5-3 (sv); Mocco def. Fluckiger, 5-1.

Semifinals—Rowlands def. Lowney, 7-5; Mocco def. Vercelli, 9-1.

Championship—Rowlands def. Mocco, 1-1(tb).

WRESTLEBACKS

First round—Kenny def. Forbes, 8-3; Leffler def. Lininger, 3-2; Kehler def. Brink, 5-3; Kovach def. Webb, 3-2; Hoy def. Painter, 12-1; Knauer def. Carroll, 6-4.

Second round—Lockhart def. Kenny, 4-2; Rushton def. Leffler, 4-2; Rechul def. Cummins, 4-1; Kehler pinned Thompson, 1:01; Cooley def. Tefft, 13-4; Kovach def. Feast, 3-1; Hoy def. Lingamfelter, 4-0; Knauer def. Huml, 5-4.

Third round—Lockhart def. Rushton, 3-1 (sv); Rechul def. Kehler, 4-1; Kovach def. Cooley, 3-2; Hoy def. Knauer, 4-3 (tb).

Fourth round—Lockhart med. forfeit Crump; Rechul def. Fluckiger, 6-2; Hynek def. Kovach, 4-2; Hoy def. Testa, 6-2.

Fifth round—Lockhart def. Rechul, 6-3; Hynek def. Hoy, 2-1 (tb).

Semifinals—Lockhart def. Lowney, 2-1 (tb); Vercelli def. Hynek, 3-1; **Third place**—Lockhart def. Vercelli, 2-1 (tb);

Fifth place—Lowney def. Hynek, 6-1; **Seventh place**—Rechul def. Hoy, 6-5.

History

Team Results

(Note: No tournament held, 1943-45.) *Unofficial champions.

Year	Champion	Coach	Points	Runner-Up	Points	Host or Site	Finals Attendance	Championships Total Attendance
1928	* Oklahoma St.	E. C. Gallagher		Iowa St., Michigan		Iowa St.	—	—
1929	Oklahoma St.	E. C. Gallagher	26	Michigan	18	Ohio St.	—	—
1930	Oklahoma St.	E. C. Gallagher	27	Illinois	14	Penn St.	—	—
1931	* Oklahoma St.	E. C. Gallagher		Iowa St.		Brown	—	—
1932	* Indiana	W. H. Thom		Oklahoma St.		Indiana	—	—
1933	* Iowa St.	Hugo Otopalik				Lehigh	—	—
	* Oklahoma St.	E. C. Gallagher						
1934	Oklahoma St.	E. C. Gallagher	29	Indiana	19	Michigan	—	—
1935	Oklahoma St.	E. C. Gallagher	36	Oklahoma	18	Lehigh	—	—
1936	Oklahoma	Paul Keen	14	Central Okla.	10	Wash. & Lee	—	—
				Oklahoma St.	10			
1937	Oklahoma St.	E. C. Gallagher	31	Oklahoma	13	Indiana St.	—	—
1938	Oklahoma St.	E. C. Gallagher	19	Illinois	15	Penn St.	—	—
1939	Oklahoma St.	E. C. Gallagher	33	Lehigh	12	Frank. & Marsh.	—	—
1940	Oklahoma St.	E. C. Gallagher	24	Indiana	14	Illinois	—	—
1941	Oklahoma St.	Art Griffith	37	Michigan St.	26	Lehigh	—	—
1942	Oklahoma St.	Art Griffith	31	Michigan St.	26	Michigan St.	—	—
1946	Oklahoma St.	Art Griffith	25	Northern Iowa	24	Oklahoma St.	—	—
1947	Cornell College	Paul Scott	32	Northern Iowa	19	Illinois	—	—
1948	Oklahoma St.	Art Griffith	33	Michigan St.	28	Lehigh	—	—
1949	Oklahoma St.	Art Griffith	32	Northern Iowa	27	Colorado St.	—	—
1950	Northern Iowa	David McCuskey	30	Purdue	16	Northern Iowa	—	—
1951	Oklahoma	Port Robertson	24	Oklahoma St.	23	Lehigh	—	—
1952	Oklahoma	Port Robertson	22	Northern Iowa	21	Colorado St.	3,000	—
1953	Penn St.	Charles Speidel	21	Oklahoma	15	Penn St.	6,000	15,000
1954	Oklahoma St.	Art Griffith	32	Pittsburgh	17	Oklahoma	—	—
1955	Oklahoma St.	Art Griffith	40	Penn St.	31	Cornell	3,500	—
1956	Oklahoma St.	Art Griffith	65	Oklahoma	62	Oklahoma St.	—	—
1957	Oklahoma	Port Robertson	73	Pittsburgh	66	Pittsburgh	5,200	—
1958	Oklahoma St.	Myron Roderick	77	Iowa St.	62	Wyoming	—	—
1959	Oklahoma St.	Myron Roderick	73	Iowa St.	51	Iowa	—	16,500
1960	Oklahoma	Thomas Evans	59	Iowa St.	40	Maryland	6,800	22,900
1961	Oklahoma St.	Myron Roderick	82	Oklahoma	63	Oregon St.	—	6,445
1962	Oklahoma St.	Myron Roderick	82	Oklahoma	45	Oklahoma St.	—	—
1963	Oklahoma	Thomas Evans	48	Iowa St.	45	Kent	—	15,000
1964	Oklahoma St.	Myron Roderick	87	Oklahoma	58	Cornell	5,700	—
1965	Iowa St.	Harold Nichols	87	Oklahoma St.	86	Wyoming	5,247	14,486
1966	Oklahoma St.	Myron Roderick	79	Iowa St.	70	Iowa St.	7,300	22,100
1967	Michigan St.	Grady Peninger	74	Michigan	63	Kent	—	31,000
1968	Oklahoma St.	Myron Roderick	81	Iowa St.	78	Penn St.	—	32,900
1969	Iowa St.	Harold Nichols	104	Oklahoma	69	Brigham Young	—	—
1970	Iowa St.	Harold Nichols	99	Michigan St.	84	Northwestern	—	—

1971	Oklahoma St.	Tommy Chesbro	94	Iowa St.	66	Auburn	5,981	25,000
1972	Iowa St.	Harold Nichols	103	Michigan St.	72 1/2	Maryland	12,300	42,500
1973	Iowa St.	Harold Nichols	85	Oregon St.	72 1/2	Washington	9,000	—
1974	Oklahoma	Stan Abel	69 1/2	Michigan	67	Iowa St.	13,300	—
1975	Iowa	Gary Kurdelmeier	102	Oklahoma	77	Princeton	—	—
1976	Iowa	Gary Kurdelmeier	123 1/2	Iowa St.	85 3/4	Arizona	—	17,297
1977	Iowa St.	Harold Nichols	95 1/2	Oklahoma St.	88 3/4	Oklahoma	—	42,814
1978	Iowa	Dan Gable	94 1/2	Iowa St.	94	Maryland	—	43,759
1979	Iowa	Dan Gable	122 1/2	Iowa St.	88	Iowa St.	—	62,809
1980	Iowa	Dan Gable	110 3/4	Oklahoma St.	87	Oregon St.	—	27,169
1981	Iowa	Dan Gable	129 3/4	Oklahoma	100 1/4	Princeton	—	41,692
1982	Iowa	Dan Gable	131 3/4	Iowa St.	111	Iowa St.	—	66,307
1983	Iowa	Dan Gable	155	Oklahoma St.	102	Okla. & Okla. St.	—	63,263
1984	Iowa	Dan Gable	123 3/4	Oklahoma St.	98	Princeton	—	47,343
1985	Iowa	Dan Gable	145 1/4	Oklahoma	98 1/2	Okla. & Okla. St.	—	41,884
1986	Iowa	Dan Gable	158	Oklahoma	84 1/4	Iowa	—	63,156
1987	Iowa St.	Jim Gibbons	133	Iowa	108	Maryland	—	47,676
1988	Arizona St.	Bobby Douglas	93	Iowa	85 1/2	Iowa St.	—	55,152
1989	Oklahoma St.	Joe Seay	91 1/4	Arizona St.	70 1/2	Okla. & Okla. St.	—	40,112
1990	Oklahoma St.	Joe Seay	117 3/4	Arizona St.	104 3/4	Maryland	—	45,132
1991	Iowa	Dan Gable	157	Oklahoma St.	108 3/4	Iowa	—	70,163
1992	Iowa	Dan Gable	149	Oklahoma St.	100 1/2	Okla. & Okla. St.	—	40,896
1993	Iowa	Dan Gable	123 3/4	Penn St.	87 1/2	Iowa St.	—	57,182
1994	Oklahoma St.	John Smith	94 3/4	Iowa	76 1/2	North Carolina	—	58,931
1995	Iowa	Dan Gable	134	Oregon St.	77 1/2	Iowa	14,064	81,028
1996	Iowa	Dan Gable	122 1/2	Iowa St.	78 1/2	Minnesota	13,979	77,053
1997	Iowa	Dan Gable	170	Oklahoma St.	113 1/2	Northern Iowa	17,436	90,064
1998	Iowa	Jim Zalesky	115	Minnesota	102	Cleveland St.	12,997	73,020
1999	Iowa	Jim Zalesky	100 1/2	Minnesota	98 1/2	Penn St.	14,055	80,654
2000	Iowa	Jim Zalesky	116	Iowa St.	109 1/2	St. Louis	16,795	96,944
2001	Minnesota	J Robinson	138 1/2	Iowa	125 1/2	Iowa	15,500	80,727
2002	Minnesota	J Robinson	126 1/2	Iowa St.	104	Albany, N.Y.	13,077	76,843

TEAM CHAMPIONSHIPS

(Note: Totals include cochampionships.)

Oklahoma St. 30, Iowa 20, Iowa St. 8, Oklahoma 7, Minnesota 2, Arizona St., Cornell College, Indiana, Michigan St., Northern Iowa, Penn St., 1 each.

TOP-10 TEAM FINISHES+

	No.	Best Finish	Year
Air Force	1	10th	1967
Appalachian St.	2	Tie 5th	1941
Arizona St.	16	1st	1988
Army	2	10th	1965-66
Auburn*	2	9th	1981
Bloomsburg	3	5th	1987
Boise St.	2	10th	1999-01
Brigham Young	3	4th	1973-74
California*	1	Tie 9th	1952
Cal Poly	6	5th	1969
Cal St. Bakersfield	4	3rd	1996
Central Mich.	3	5th	1998
Central Okla. (I)	4	Tie 2nd	1936
Chicago (III)	1	10th	1938
CCNY*	1	9th	1939
Clarion	3	6th	1972-87
Clemson*	1	7th	1994
Colorado*	3	Tie 4th	1964
Colorado St.*	7	Tie 4th	1940
Cornell	5	3rd	1953
Cornell College (III)	11	1st	1947
East Stroudsburg	1	Tie 8th	1966
Edinboro	4	6th	1997
Frank. & Marsh.	2	Tie 4th	1939
Fresno St.	1	8th	1993
Harvard	1	Tie 7th	1938
Illinois	26	2nd	1931-38
Indiana	11	1st	1932
Indiana St.*	1	7th	1982
Iowa	50	1st	20 times
Iowa St.	57	1st	8 times
Ithaca (III)	1	Tie 7th	1950
Kansas*	1	Tie 8th	1930
Kansas St.*	3	Tie 6th	1930
Kentucky*	2	10th	1977-80
Kent St.	2	Tie 5th	1941-42
Lehigh	34	2nd	1939

	No.	Best Finish	Year
Lock Haven	6	5th	1997
LSU*	2	8th	1983-84
Maryland	2	9th	1964-65
Michigan	37	2nd	3 times
Michigan St.	24	1st	1967
Minnesota	25	1st	2001-02
Minn. St. Mankato (II)	2	7th	1959
Missouri	1	10th	1984
MIT (III)	1	Tie 6th	1930
Navy	13	Tie 4th	1954
Nebraska	14	3rd	1993
North Carolina	5	5th	1982
North Carolina St.	4	7th	1993
Northern Ill.	1	Tie 10th	1960
Northern Iowa	18	1st	1950
Northwestern	5	4th	1932-90
Ohio	7	Tie 5th	1932
Ohio St.	10	4th	1940-91
Oklahoma	56	1st	7 times
Oklahoma St.	71	1st	30 times
Oregon St.	18	2nd	1973-95
Pennsylvania	3	Tie 8th	1941-42
Penn St.	38	1st	1953
Pittsburgh	13	2nd	1954-57
Portland St.	4	5th	1967
Princeton	1	5th	1951
Purdue	9	2nd	1953
San Jose St.*	1	9th	1982
Slippery Rock	1	10th	1974
Southern Ill.*	2	Tie 4th	1964
Southwestern Okla.*	5	4th	1934-38
Springfield (III)	1	6th	1934
Syracuse	6	Tie 4th	1950-63
Temple*	1	10th	1969
Tennessee*	1	8th	1985
Toledo*	2	4th	1952
UCLA*	1	8th	1969
Virginia	1	Tie 10th	1957
Washington*	5	4th	1972
Wash. & Lee (III)	2	10th	1934-35
Waynesburg (III)	4	Tie 6th	1952
West Virginia	4	6th	1991
Wisconsin	13	4th	1976-78
Wyoming	3	3rd	1960
Yale	1	4th	1941

*No longer sponsors wrestling

(II) Now a Division II team

(III) Now a Division III team

+1931-32-33 results unofficial. For 1931, only first two places represented. For 1932, all 10 places represented. For 1933, only two teams that tied for first are represented.

INDIVIDUAL CHAMPIONSHIPS

Oklahoma St. 122, Iowa 69, Oklahoma 62, Iowa St. 62, Lehigh 25, Michigan St. 24, Northern Iowa 21, Penn St. 20, Illinois 19, Michigan 17, Wisconsin 17, Pittsburgh 15, Minnesota 14, Oregon St. 12, Ohio St. 10, Cal St. Bakersfield 9, Lock Haven 9, Clarion 8, Indiana 8, Arizona St. 7, Syracuse 7, Cornell 6, Cornell College 6, Nebraska 7, Northwestern 6, North Carolina 5, Bloomsburg 4, Fresno St. 4, North Carolina St. 4, Ohio 4, Purdue 4, Clemson 3, Colorado 3, Navy 3, Pennsylvania 3, Pitt.-Johnstown 3, Waynesburg 3, West Virginia 3, Army 2, Cal Poly 2, Central Okla. 2, East Stroudsburg 2, Maryland 2, Northern Colo. 2, Edinboro 2, Portland St. 2, Southern Ill. 2, Southwestern Okla. 2, Temple 2, Toledo 2, Washington 2, Yale 2, Adams St., Air Force, Auburn, Boise St., California, Central Mich., Colorado St., Concordia-Mhead, Harvard, Hofstra, Indiana St., Kansas St., Montclair St., Col. of New Jersey, Northern Ill., Oregon, Princeton, Slippery Rock, Tennessee, UCLA, Western Ill., Western Mich., Wyoming, 1 each.

Championships Records

NUMBER OF INDIVIDUAL CHAMPIONS, YEAR

5—Iowa, 1986-97.
4—Oklahoma St., 1928-29-31-37-41-42; Iowa, 1983; Iowa St., 1987.

REPEAT CHAMPIONS

4—Cael Sanderson, Iowa St. (184-pound 1999-00-01, 197-pound 2002); Pat Smith, Oklahoma St. (158-pound 1990-91-92-94)
3—David Arndt, Oklahoma St. (145-pound 1941-42, 136-pound 1946); Ed Banach, Iowa (177-pound 1980-81, 190-pound 1983); Rick Bonomo, Bloomsburg (118-pound 1985-86-87); Tom Brands, Iowa (134-pound 1990-91-92); Conrad Caldwell, Oklahoma St. (165-pound 1929, 175-pound 1930-31); Nate Carr, Iowa St. (150-pound 1981-82-83);

Mike Caruso, Lehigh (123-pound 1965-66-67); Mark Churella, Michigan (150-pound 1977-78, 167-pound 1979); Barry Davis, Iowa (118-pound 1982, 126-pound 1983-85); Ross Flood, Oklahoma St. (126-pound 1933-34-35); Eric Guerrero, Oklahoma St. (126-pound 1997-98, 133-pound 1999); Carlton Haselrig, Pitt.-Johnstown (heavyweight 1987-88-89); Larry Hayes, Iowa St. (137-pound 1959, 147-pound 1960-61); Stanley Henson, Oklahoma St. (145-pound 1937-38, 155-pound 1939); Dan Hodge, Oklahoma (177-pound 1955-56-57); Dick Hutton, Oklahoma St. (heavyweight 1947-48-50); Jimmy Jackson, Oklahoma St. (heavyweight 1976-77-78); T. J. Jaworsky, North Carolina (134-pound 1993-94-95); Greg Johnson, Michigan St. (118-pound 1970-71-72); Lee Kemp, Wisconsin (158-pound 1976-77-78); William Koll, Northern Iowa (145-pound 1946-47, 147.5-pound 1948); Lowell Lange, Cornell College (136-pound 1947-49-50); Wayne Martin, Oklahoma (135-pound 1924, 145-pound 1935, 134-pound 1936); Earl McCready, Oklahoma St. (heavyweight 1928-29-30); Joe McDaniels, Oklahoma St. (118-pound 1937-38, 121-pound 1939); Lincoln McClravy, Iowa (142-pound 1993, 150-pound 1994-97); William Nelson, Northern Iowa (165-pound 1947, 155-pound 1949-50); Ed Peery, Pittsburgh (123-pound 1955-56-57); Hugh Peery, Pittsburgh (115-pound 1952-53-54); Rex Peery, Oklahoma St. (118-pound 1933-34-35); Myron Roderick, Oklahoma St. (137-pound 1954, 130-pound 1955-56); Mark Schultz, Oklahoma (167-pound 1981, 177-pound 1982-83); E. Gray Simons, Lock Haven (115-pound 1960-61-62); Yojiro Uetake, Oklahoma St. (130-pound 1964-65-66); Jack Van Bebber, Oklahoma St. (155-pound 1929, 165-pound 1930-31); Joe Williams, Iowa (158-pound 1996-97, 167-pound 1998); Keith Young, Northern Iowa (145-pound 1949-50, 147-pound 1951); Jim Zalesky, Iowa (158-pound 1982-83-84).

FASTEST FALLS

Collegiate Rules: 9 seconds by Clarence Richardson, LSU, over Scott Mansur, Portland St., 177 pounds, 1983.

Olympic Rules: 5½ seconds by Harley Strong, Oklahoma St., over John Hamilton, St. Lawrence, 145 pounds, 1936.

Most Outstanding Wrestler Award

- 1932 Edwin Belshaw, Indiana, 134
 1933 Alan Kelley, Oklahoma St., 145
 Pat Johnson, Harvard, 135-3rd
 1934 Ben Bishop, Lehigh, 155
 1935 Ross Flood, Oklahoma St., 126
 1936 Wayne Martin, Oklahoma, 134
 1937 Stanley Henson, Oklahoma St., 142
 1938 Joe McDaniels, Oklahoma St., 118
 1939 Dale Hanson, Minnesota, 126
 1940 Don Nichols, Michigan, 175
 1941 Al Whitehurst, Oklahoma St., 135
 1942 David Arndt, Oklahoma St., 142
 1946 Gerald Leeman, Northern Iowa, 126
 1947 William Koll, Northern Iowa, 142
 1948 William Koll, Northern Iowa, 147.5
 1949 Charles Hetrick, Oklahoma St., 126
 1950 Anthony Gizoni, Waynesburg, 121
 1951 Walter Romanowski, Cornell College, 130
 1952 Tommy Evans, Oklahoma, 147
 1953 Frank Bettucci, Cornell, 147
 1954 Tommy Evans, Oklahoma, 147
 1955 Edward Eichelberger, Lehigh, 147
 1956 Dan Hodge, Oklahoma, 175
 1957 Dan Hodge, Oklahoma, 177
 1958 Dick Delgado, Oklahoma, 115
 1959 Ron Gray, Iowa St., 147
 1960 Dave Auble, Cornell, 123
 1961 E. Gray Simons, Lock Haven, 115
 1962 E. Gray Simons, Lock Haven, 115
 1963 Mickey Martin, Oklahoma, 130
 1964 Dean Lahr, Colorado, 175
 1965 Yojiro Uetake, Oklahoma St., 130
 1966 Yojiro Uetake, Oklahoma St., 130
 1967 Rich Sanders, Portland St., 115
 1968 Dwayne Keller, Oklahoma St., 123
 1969 Dan Gable, Iowa St., 137
 1970 Larry Owings, Washington, 142
 1971 Darrell Keller, Oklahoma St., 142
 1972 Wade Schalles, Clarion, 150
 1973 Greg Strobel, Oregon St., 190
 1974 Floyd Hitchcock, Bloomsburg, 177

- 1975 Mike Frick, Lehigh, 126
 1976 Chuck Yagla, Iowa, 150
 1977 Nick Gallo, Hofstra, 126
 1978 Mark Churella, Michigan, 150
 1979 Bruce Kinseth, Iowa, 150
 1980 Howard Harris, Oregon St., Hwt
 1981 Gene Mills, Syracuse, 118
 1982 Mark Schultz, Oklahoma, 167
 1983 Mike Sheets, Oklahoma St., 167
 1984 Jim Zalesky, Iowa, 158
 1985 Barry Davis, Iowa, 118
 1986 Marty Kistler, Iowa, 158
 1987 John Smith, Oklahoma St., 134
 1988 Scott Turner, North Carolina St., 150
 1989 Tim Krieger, Iowa St., 150
 1990 Chris Barnes, Oklahoma St., 177
 1991 Jeff Prescott, Penn St., 118
 1992 Tom Brands, Iowa, 134
 1993 Terry Steiner, Iowa, 150
 1994 Pat Smith, Oklahoma St., 158
 1995 T. J. Jaworsky, North Carolina, 134
 1996 Les Gutches, Oregon St., 177
 1997 Lincoln McClravy, Iowa, 150
 1998 Joe Williams, Iowa, 167
 1999 Cael Sanderson, Iowa St., 184
 2000 Cael Sanderson, Iowa St., 184
 2001 Cael Sanderson, Iowa St., 184
 2002 Cael Sanderson, Iowa St., 197

Individual Champions

125-POUND WEIGHT CLASS

- 1928 Ralph Lupton, Northwestern
 1929 Laurence Mantooth, Oklahoma
 1930 Laurence Mantooth, Oklahoma
 1999 Stephen Abas, Fresno St.
 2000 Jeremy Hunter, Penn. St.
 2001 Stephen Abas, Fresno St.
 2002 Stephen Abas, Fresno St.

133-POUND WEIGHT CLASS

- 1999 Eric Guerrero, Oklahoma St.
 2000 Eric Juergens, Iowa
 2001 Eric Juergens, Iowa
 2002 Johnny Thompson, Oklahoma St.

141-POUND WEIGHT CLASS

- 1999 Doug Schwab, Iowa
 2000 Carl Perry, Illinois
 2001 Michael Lightner, Oklahoma
 2002 Aaron Holker, Iowa St.

149-POUND WEIGHT CLASS

- 1999 T.J. Williams, Iowa
 2000 Tony Davis, Northern Iowa
 2001 Adam Tirapelle, Illinois
 2002 Jared Lawrence, Minnesota

157-POUND WEIGHT CLASS

- 1951 Phil Smith, Oklahoma
 1952 Bill Weick, Northern Iowa
 1953 James Harmon, Northern Iowa
 1954 Bob Hoke, Michigan St.
 1955 Bill Weick, Northern Iowa
 1956 Larry TenPas, Illinois
 1957 Doug Blubaugh, Oklahoma St.
 1958 Dick Beattie, Oklahoma St.
 1959 Dick Beattie, Oklahoma St.
 1960 Art Kraft, Northwestern
 1961 Phil Kinyon, Oklahoma St.
 1962 Jack Flasche, Northern Colo.
 1963 Kirk Pendleton, Lehigh
 1964 Gordon Hassman, Iowa St.
 1965 Bob Kopnisky, Maryland
 1999 Casey Cunningham, Central Mich.
 2000 Brett Matter, Penn
 2001 T.J. Williams, Iowa
 2002 Luke Becker, Minnesota

165-POUND WEIGHT CLASS

- 1929 Conrad Caldwell, Oklahoma St.
 1930 Jack Van Bebber, Oklahoma St.
 1931 Jack Van Bebber, Oklahoma St.
 1933 George Martin, Iowa St.
 1934 Marion Foreman, Oklahoma



Photo by Mary Bulkus/NCAA Photos

St. Louis holds the attendance record for the Division I wrestling championship.

1935 Howard Johnston, Penn St.
 1937 Harvey Base, Oklahoma St.
 1938 John Ginay, Illinois
 1939 Henry Matthes, Lehigh
 1940 Crawford Grenard, Colorado St.
 1941 Virgil Smith, Oklahoma St.
 1942 Virgil Smith, Oklahoma St.
 1946 David Shapiro, Illinois
 1947 William Nelson, Northern Iowa
 1949 William Smith, Northern Iowa
 1950 William Smith, Northern Iowa
 1999 Kirk White, Boise St.
 2000 Don Pritzlaff, Wisconsin
 2001 Don Pritzlaff, Wisconsin
 2002 Joe Heskett, Iowa St.

174-POUND WEIGHT CLASS

1932 Robert Hess, Iowa St.
 1936 Harry Broadbent, Oklahoma
 1948 Glen Brand, Iowa St.
 1999 Glenn Pritzlaff, Penn St.
 2000 Byron Tucker, Oklahoma
 2001 Josh Koscheck, Edinboro
 2002 Greg Jones, West Virginia

184-POUND WEIGHT CLASS

1999 Cael Sanderson, Iowa St.
 2000 Cael Sanderson, Iowa St.
 2001 Cael Sanderson, Iowa St.
 2002 Rob Rohn, Lehigh

197-POUND WEIGHT CLASS

1999 Tim Hartung, Minnesota
 2000 Brad Vering, Nebraska
 2001 Mark Munoz, Oklahoma St.
 2002 Cael Sanderson, Iowa St.

HEAVYWEIGHT CLASS

1928 Earl McCready, Oklahoma St.
 1929 Earl McCready, Oklahoma St.
 1930 Earl McCready, Oklahoma St.
 1931 Jack Riley, Northwestern
 1932 Jack Riley, Northwestern
 1933 Ralph Teague, Southwestern Okla.
 1934 Ralph Teague, Southwestern Okla.
 1935 Charles McDaniel, Indiana
 1936 Howell Scobey, Lehigh
 1937 Lloyd Ricks, Oklahoma St.
 1938 Charles McDaniel, Indiana
 1939 Johnny Harrell, Oklahoma St.
 1940 George Downes, Ohio St.
 1941 Leonard Levy, Minnesota
 1942 Loyd Arms, Oklahoma St.
 1946 George Bollas, Ohio St.
 1947 Dick Hutton, Oklahoma St.
 1948 Dick Hutton, Oklahoma St.
 1949 Verne Gagne, Minnesota
 1950 Dick Hutton, Oklahoma St.
 1951 Bradley Glass, Princeton
 1952 Gene Nicks, Oklahoma St.
 1953 Dan McNair, Auburn
 1954 Gene Nicks, Oklahoma St.
 1955 William Oberly, Penn St.
 1956 Gordon Roesler, Oklahoma
 1957 Robert Norman, Illinois
 1958 Robert Norman, Illinois
 1959 Ted Ellis, Oklahoma St.
 1960 Dale Lewis, Oklahoma
 1961 Dale Lewis, Oklahoma
 1962 Sherwyn Thorson, Iowa
 1963 Jim Nance, Syracuse
 1964 Joe James, Oklahoma St.
 1965 Jim Nance, Syracuse
 1966 Dave Porter, Michigan
 1967 Curley Culp, Arizona St.
 1968 Dave Porter, Michigan
 1969 Jess Lewis, Oregon St.
 1970 Jess Lewis, Oregon St.
 1971 Greg Wojciechowski, Toledo
 1972 Chris Taylor, Iowa St.
 1973 Chris Taylor, Iowa St.
 1974 Jim Woods, Western Ill.
 1975 Larry Bielenberg, Oregon St.
 1976 Jimmy Jackson, Oklahoma St.
 1977 Jimmy Jackson, Oklahoma St.
 1978 Jimmy Jackson, Oklahoma St.
 1979 Fred Bohna, UCLA
 1980 Howard Harris, Oregon St.

1981 Lou Banach, Iowa
 1982 Bruce Baumgartner, Indiana St.
 1983 Lou Banach, Iowa
 1984 Tab Thacker, North Carolina St.
 1985 Bill Hyman, Temple
 1986 Kirk Trost, Michigan
 1987 Carlton Haselrig, Pitt.-Johnstown
 1988 Carlton Haselrig, Pitt.-Johnstown
 1989 Carlton Haselrig, Pitt.-Johnstown
 1990 Kurt Angle, Clarion
 1991 Jon Llewellyn, Illinois
 1992 Kurt Angle, Clarion
 1993 Sylvester Terkay, North Carolina St.
 1994 Kerry McCoy, Penn St.
 1995 Tolly Thompson, Nebraska
 1996 Jeff Walter, Wisconsin
 1997 Kerry McCoy, Penn St.
 1998 Stephen Neal, Cal St. Bakersfield
 1999 Stephen Neal, Cal St. Bakersfield
 2000 Brock Lesnar, Minnesota
 2001 John Lockhardt, Illinois
 2002 Tommy Rowlands, Ohio St.

Discontinued Weight Classes

114.5-POUND WEIGHT CLASS

1948 Arnold Plaza, Purdue

115-POUND WEIGHT CLASS

1928 Harold DeMarsh, Oklahoma St.
 1929 Joe Sapura, Illinois
 1930 Joe Sapura, Illinois
 1952 Hugh Peery, Pittsburgh
 1953 Hugh Peery, Pittsburgh
 1954 Hugh Peery, Pittsburgh
 1955 Terrence McCann, Iowa
 1956 Terrence McCann, Iowa
 1957 Dick Delgado, Oklahoma
 1958 Dick Delgado, Oklahoma
 1959 Andy Fitch, Yale
 1960 E. Gray Simons, Lock Haven
 1961 E. Gray Simons, Lock Haven
 1962 E. Gray Simons, Lock Haven
 1963 Arthur Maughan, Concordia-M'head
 1964 Terry Finn, Southern Ill.
 1965 Tadaaki Hatta, Oklahoma St.
 1966 Rich Sanders, Portland St.
 1967 Rich Sanders, Portland St.
 1968 Ken Melchior, Lock Haven
 1969 John Miller, Oregon

118-POUND WEIGHT CLASS

1931 John Engel, Lehigh
 1933 Rex Peery, Oklahoma St.
 1934 Rex Peery, Oklahoma St.
 1935 Rex Peery, Oklahoma St.
 1937 Joe McDaniels, Oklahoma St.
 1938 Joe McDaniels, Oklahoma St.
 1970 Greg Johnson, Michigan St.
 1971 Greg Johnson, Michigan St.
 1972 Greg Johnson, Michigan St.
 1973 Dan Sherman, Iowa St.
 1974 Gary Breece, Oklahoma
 1975 Shawn Garel, Oklahoma
 1976 Mark DiGirolamo, Cal Poly
 1977 Jim Haines, Wisconsin
 1978 Andy Daniels, Ohio
 1979 Gene Mills, Syracuse
 1980 Joe Gonzales, Cal St. Bakersfield
 1981 Gene Mills, Syracuse
 1982 Barry Davis, Iowa
 1983 Adam Cuestas, Cal St. Bakersfield
 1984 Carl DeStefanis, Penn St.
 1985 Rick Bonomo, Bloomsburg
 1986 Rick Bonomo, Bloomsburg
 1987 Rick Bonomo, Bloomsburg
 1988 Jack Cuvo, East Stroudsburg
 1989 Jack Cuvo, East Stroudsburg
 1990 Jack Griffin, Northwestern
 1991 Jeff Prescott, Penn St.
 1992 Jeff Prescott, Penn St.
 1993 Sam Henson, Clemson
 1994 Sam Henson, Clemson
 1995 Kelvin Jackson, Michigan St.

1996 Sheldon Thomas, Clarion
 1997 Jessie Whitmer, Iowa
 1998 Teague Moore, Oklahoma St.

121-POUND WEIGHT CLASS

1939 Joe McDaniels, Oklahoma St.
 1940 Robert Antonacci, Indiana
 1941 Merle Jennings, Michigan St.

1942 Merle Jennings, Michigan St.
 1946 Cecil Mott, Northern Iowa

1947 Richard Hauser, Cornell College
 1949 Arnold Plaza, Purdue
 1950 Anthony Gizoni, Waynesburg

123-POUND WEIGHT CLASS

1932 Joseph Puerta, Illinois
 1936 Ted Anderson, Central Okla.
 1951 Anthony Gizoni, Waynesburg
 1952 Bill Borders, Oklahoma
 1953 Dick Mueller, Minnesota

1954 Richard Govig, Iowa
 1955 Ed Peery, Pittsburgh
 1956 Ed Peery, Pittsburgh
 1957 Ed Peery, Pittsburgh
 1958 Paul Powell, Pittsburgh

1959 Dave Auble, Cornell
 1960 Dave Auble, Cornell
 1961 Duwane Miller, Oklahoma
 1962 Masaaki Hatta, Oklahoma St.
 1963 Mike Nissen, Nebraska

1964 Fred Powell, Lock Haven
 1965 Mike Caruso, Lehigh
 1966 Mike Caruso, Lehigh
 1967 Mike Caruso, Lehigh
 1968 Dwayne Keller, Oklahoma St.

1969 Wayne Boyd, Temple

125.5-POUND WEIGHT CLASS

1948 George Lewis, Waynesburg

126-POUND WEIGHT CLASS

1931 Robert Pearce, Oklahoma St.
 1933 Ross Flood, Oklahoma St.
 1934 Ross Flood, Oklahoma St.
 1935 Ross Flood, Oklahoma St.
 1937 Dale Brand, Cornell College
 1938 Allen Sapura, Illinois
 1970 Dwayne Keller, Oklahoma St.
 1971 Yoshiro Fujita, Oklahoma St.
 1972 Pat Milkovich, Michigan St.
 1973 Mark Massery, Northwestern

1974 Pat Milkovich, Michigan St.
 1975 John Fritz, Penn St.
 1976 Jack Reinwand, Wisconsin
 1977 Nick Gallo, Hofstra
 1978 Mike Land, Iowa St.

1979 Randy Lewis, Iowa
 1980 John Azevedo, Cal St. Bakersfield
 1981 Dan Cuestas, Cal St. Bakersfield
 1982 Dan Cuestas, Cal St. Bakersfield
 1983 Barry Davis, Iowa

1984 Kevin Darius, Iowa St.
 1985 Barry Davis, Iowa
 1986 Brad Penrith, Iowa
 1987 Bill Kelly, Iowa St.
 1988 Jim Martin, Penn St.

1989 Kendall Cross, Oklahoma St.
 1990 Terry Brands, Iowa
 1991 Jason Kelber, Nebraska
 1992 Terry Brands, Iowa
 1993 Tony Purler, Nebraska

1994 David Hirsch, Cornell
 1995 Jeff McGinnis, Iowa
 1996 Sanshiro Abe, Penn St.
 1997 Eric Guerrero, Oklahoma St.
 1998 Eric Guerrero, Oklahoma St.

128-POUND WEIGHT CLASS

1939 Dale Hanson, Minnesota
 1940 Harold Byrd, Oklahoma
 1941 Burl Jennings, Michigan St.
 1942 Burl Jennings, Michigan St.
 1946 Gerald Leeman, Northern Iowa

1947 Russell Bush, Northern Iowa
 1949 Charles Hetrick, Oklahoma St.
 1950 Joe Patacsil, Purdue

130-POUND WEIGHT CLASS

1951 Walter Romanowski, Cornell College

1952 Gene Lybbert, Northern Iowa
 1953 Norvard Nalan, Michigan
 1954 Norvard Nalan, Michigan
 1955 Myron Roderick, Oklahoma St.
 1956 Myron Roderick, Oklahoma St.
 1957 John Johnston, Penn St.
 1958 Les Anderson, Iowa St.

1959 Stanley Abel, Oklahoma
 1960 Stanley Abel, Oklahoma
 1961 Larry Lauchle, Pittsburgh
 1962 Mickey Martin, Oklahoma
 1963 Mickey Martin, Oklahoma
 1964 Yojiro Uetake, Oklahoma St.
 1965 Yojiro Uetake, Oklahoma St.
 1966 Yojiro Uetake, Oklahoma St.
 1967 David McGuire, Oklahoma
 1968 Dan Gable, Iowa St.
 1969 David McGuire, Oklahoma

134-POUND WEIGHT CLASS

1932 Edwin Belshaw, Indiana
 1936 Wayne Martin, Oklahoma
 1970 Darrell Keller, Oklahoma St.
 1971 Roger Weigel, Oregon St.
 1972 Gary Barton, Clarion
 1973 Don Rohn, Clarion
 1974 Tom Sculley, Lehigh
 1975 Mike Frick, Lehigh
 1976 Mike Frick, Lehigh
 1977 Pat Neu, Minnesota
 1978 Ken Mallory, Montclair St.
 1979 Darryl Burley, Lehigh
 1980 Randy Lewis, Iowa
 1981 Jim Gibbons, Iowa St.
 1982 C.D. Mock, North Carolina
 1983 Clar Anderson, Oklahoma St.
 1984 Scott Lynch, Penn St.
 1985 Jim Jordan, Wisconsin
 1986 Jim Jordan, Wisconsin
 1987 John Smith, Oklahoma St.

1988 John Smith, Oklahoma St.
 1989 Sean O'Day, Edinboro
 1990 Tom Brands, Iowa
 1991 Tom Brands, Iowa
 1992 Tom Brands, Iowa
 1993 T.J. Jaworsky, North Carolina
 1994 T.J. Jaworsky, North Carolina
 1995 T.J. Jaworsky, North Carolina
 1996 Cary Kolat, Lock Haven
 1997 Mark Ironside, Iowa
 1998 Mark Ironside, Iowa

135-POUND WEIGHT CLASS

1928 Arthur Holding, Iowa St.
 1929 George Minot, Illinois
 1930 Hugh Linn, Iowa St.
 1931 Richard Cole, Iowa St.
 1933 Patrick Devine, Indiana
 1934 Wayne Martin, Oklahoma
 1935 Vernon Sisney, Oklahoma
 1937 Ray Cheyney, Northern Iowa
 1938 David Matthews, Oklahoma

136-POUND WEIGHT CLASS

1939 Archie Deutschman, Illinois
 1940 Al Whitehurst, Oklahoma St.
 1941 Al Whitehurst, Oklahoma St.
 1942 William Maxwell, Michigan St.
 1946 David Arndt, Oklahoma St.
 1947 Lowell Lange, Cornell College
 1949 Lowell Lange, Cornell College
 1950 Lowell Lange, Cornell College

136.5-POUND WEIGHT CLASS

1948 Richard Dickenson, Michigan St.

137-POUND WEIGHT CLASS

1951 George Layman, Oklahoma St.
 1952 George Layman, Oklahoma St.
 1953 Len DeAugustino, Lock Haven
 1954 Myron Roderick, Oklahoma St.
 1955 Lawrence Fornicola, Penn St.
 1956 Jim Sinadinos, Michigan St.
 1957 Joe Gratto, Lehigh
 1958 Paul Aubrey, Oklahoma
 1959 Larry Hayes, Iowa St.
 1960 Les Anderson, Iowa St.
 1961 Norman Young, Michigan St.

1962 Bill Carter, Oklahoma
 1963 William Dotson, Northern Iowa
 1964 Mike Sager, Oklahoma
 1965 Bill Stuart, Lehigh
 1966 Gene Davis, Oklahoma St.
 1967 Dale Anderson, Michigan St.
 1968 Dale Anderson, Michigan St.
 1969 Dan Gable, Iowa St.

142-POUND WEIGHT CLASS

1970 Larry Owings, Washington
 1971 Darrell Keller, Oklahoma St.
 1972 Tom Milkovich, Michigan St.
 1973 Dan Muthler, Navy
 1974 Rick Lawinger, Wisconsin
 1975 Jim Bennett, Yale
 1976 Brad Smith, Iowa
 1977 Steve Barrett, Oklahoma St.
 1978 Dan Hicks, Oregon St.
 1979 Dan Hicks, Oregon St.

1980 Lee Roy Smith, Oklahoma St.
 1981 Andre Metzger, Oklahoma
 1982 Andre Metzger, Oklahoma
 1983 Darryl Burley, Lehigh
 1984 Jessie Reyes, Cal St. Bakersfield
 1985 Joe Gibbons, Iowa St.
 1986 Kevin Dresser, Iowa
 1987 Pete Yozzo, Lehigh
 1988 Pat Santoro, Pittsburgh
 1989 Pat Santoro, Pittsburgh
 1990 Joe Reynolds, Oklahoma
 1991 Scott Collins, West Virginia
 1992 Troy Steiner, Iowa
 1993 Lincoln McClravy, Iowa
 1994 Alan Fried, Oklahoma St.

1995 John Hughes, Penn St.
 1996 Bill Zadick, Iowa
 1997 Cary Kolat, Lock Haven
 1998 Jeff McGinness, Iowa

145-POUND WEIGHT CLASS

1928 Melvin Clodfelter, Oklahoma St.
 1929 George Bancroft, Oklahoma St.
 1930 Hardie Lewis, Oklahoma
 1931 William Doyle, Kansas St.
 1932 Hardie Lewis, Oklahoma

1933 Alan Kelley, Oklahoma St.
 1934 Alan Kelley, Oklahoma St.
 1935 Wayne Martin, Oklahoma
 1936 Harley Strong, Oklahoma St.
 1937 Stanley Henson, Oklahoma St.

1938 Stanley Henson, Oklahoma St.
 1939 Harold Nichols, Michigan
 1940 Harold Masem, Lehigh
 1941 David Arndt, Oklahoma St.
 1942 David Arndt, Oklahoma St.
 1946 William Koll, Northern Iowa
 1947 William Koll, Northern Iowa
 1949 Keith Young, Northern Iowa
 1950 Keith Young, Northern Iowa
 1966 Bill Blacksmith, Lock Haven
 1967 Don Henderson, Air Force
 1968 Dale Bahr, Iowa St.
 1969 Mike Grant, Oklahoma

147-POUND WEIGHT CLASS

1951 Keith Young, Northern Iowa
 1952 Tommy Evans, Oklahoma
 1953 Frank Bettucci, Cornell
 1954 Tommy Evans, Oklahoma
 1955 Edward Eichelberger, Lehigh
 1956 Edward Eichelberger, Lehigh
 1957 Simon Roberts, Iowa
 1958 Ron Gray, Iowa St.
 1959 Ron Gray, Iowa St.
 1960 Larry Hayes, Iowa St.

1961 Larry Hayes, Iowa St.

1962 Mike Natvig, Army
 1963 Mike Natvig, Army
 1964 Jerry Stanley, Oklahoma
 1965 Veryl Long, Iowa St.

147.5-POUND WEIGHT CLASS

1948 William Koll, Northern Iowa

150-POUND WEIGHT CLASS

1970 Mike Grant, Oklahoma
 1971 Stan Dziedzic, Slippery Rock
 1972 Wade Schalles, Clarion

1973 Jerrett Hubbard, Michigan
 1974 Jerrett Hubbard, Michigan
 1975 Chuck Yagla, Iowa
 1976 Chuck Yagla, Iowa
 1977 Mark Churella, Michigan
 1978 Mark Churella, Michigan
 1979 Bruce Kinseth, Iowa

1980 Andy Rein, Wisconsin
 1981 Nate Carr, Iowa St.
 1982 Nate Carr, Iowa St.
 1983 Nate Carr, Iowa St.
 1984 Kenny Monday, Oklahoma St.

1985 Eddie Urbano, Arizona St.
 1986 Jim Heffernan, Iowa
 1987 Tim Krieger, Iowa St.
 1988 Scott Turner, North Carolina St.
 1989 Tim Krieger, Iowa St.

1990 Brian Dolph, Indiana
 1991 Matt Demaray, Wisconsin
 1992 Matt Demaray, Wisconsin
 1993 Terry Steiner, Iowa
 1994 Lincoln McClravy, Iowa
 1995 Steve Marianetti, Illinois
 1996 Chris Bono, Iowa St.
 1997 Lincoln McClravy, Iowa
 1998 Eric Siebert, Illinois

152-POUND WEIGHT CLASS

1966 Dick Cook, Michigan St.
 1967 James Kamman, Wisconsin
 1968 Wayne Wells, Oklahoma
 1969 Gobel Kline, Maryland

155-POUND WEIGHT CLASS

1929 Jack Van Bebber, Oklahoma St.
 1930 Otto Kelley, Michigan
 1931 Leroy McQuirk, Oklahoma St.
 1933 Merrill Frevert, Iowa St.
 1934 Ben Bishop, Lehigh

1935 Frank Lewis, Oklahoma St.
 1937 Bill Keas, Oklahoma
 1938 Dale Scrivens, Oklahoma St.
 1939 Stanley Henson, Oklahoma St.
 1940 Vernon Logan, Oklahoma St.

1941 Earl Van Bebber, Oklahoma St.
 1942 Vernon Logan, Oklahoma St.
 1946 Bill Courtright, Michigan
 1947 Gail Mikles, Michigan St.
 1949 William Nelson, Northern Iowa
 1950 William Nelson, Northern Iowa

158-POUND WEIGHT CLASS

1928 Leslie Beers, Iowa
 1932 Carl Dougovito, Michigan
 1936 Walter Jacob, Michigan St.
 1970 Dave Martin, Iowa St.
 1971 Carl Adams, Iowa St.

1972 Carl Adams, Iowa St.
 1973 Wade Schalles, Clarion
 1974 Rod Kilgore, Oklahoma
 1975 Dan Holm, Iowa
 1976 Lee Kemp, Wisconsin

1977 Lee Kemp, Wisconsin
 1978 Lee Kemp, Wisconsin
 1979 Kelly Ward, Iowa St.
 1980 Ricky Stewart, Oklahoma St.
 1981 Ricky Stewart, Oklahoma St.

1982 Jim Zalesky, Iowa
 1983 Jim Zalesky, Iowa
 1984 Jim Zalesky, Iowa
 1985 Marty Kistler, Iowa
 1986 Jude Skove, Ohio St.

1987 Stewart Carter, Iowa St.
 1988 Rob Koll, North Carolina
 1989 Dan St. John, Arizona St.
 1990 Pat Smith, Oklahoma St.
 1991 Pat Smith, Oklahoma St.

1992 Pat Smith, Oklahoma St.
 1993 Markus Mollica, Arizona St.
 1994 Pat Smith, Oklahoma St.
 1995 Ernest Benion, Illinois
 1996 Joe Williams, Iowa

1997 Joe Williams, Iowa
 1998 Dwight Gardner, Ohio

160-POUND WEIGHT CLASS

1966 Greg Ruth, Oklahoma

1967 Vic Marcucci, Iowa St.
1968 Reg Wicks, Iowa St.
1969 Cleo McGlory, Oklahoma

160.5-POUND WEIGHT CLASS

1948 Jack St. Clair, Oklahoma St.

167-POUND WEIGHT CLASS

1951 Gene Gibbons, Michigan St.
1952 Joe Lemyre, Penn St.
1953 Don Dickason, Cornell
1954 Joseph Solomon, Pittsburgh
1955 Fred Davis, Oklahoma St.

1956 Edward DeWitt, Pittsburgh
1957 Tom Alberts, Pittsburgh
1958 Duane Murty, Oklahoma St.
1959 Ed Hamer, Lehigh
1960 Dick Ballinger, Wyoming

1961 Ron Conway, Oregon St.
1962 Ronnie Clinton, Oklahoma St.
1963 James Harrison, Pittsburgh
1964 Donald Millard, Southern Ill.
1965 Greg Ruth, Oklahoma

1966 Dave Reinbolt, Ohio St.
1967 George Radman, Michigan St.
1968 Mike Gallego, Fresno St.
1969 Jason Smith, Iowa St.
1970 Jason Smith, Iowa St.

1971 Andrew Matter, Penn St.
1972 Andrew Matter, Penn St.
1973 Bill Simpson, Clarion
1974 Doug Wyn, Western Mich.
1975 Ron Ray, Oklahoma St.

1976 Pat Christenson, Wisconsin
1977 Rod Kilgore, Oklahoma
1978 Keith Stearns, Oklahoma
1979 Mark Churella, Michigan
1980 Matt Reiss, North Carolina St.

1981 Mark Schultz, Oklahoma
1982 Dave Schultz, Oklahoma
1983 Mike Sheets, Oklahoma St.
1984 Mike Sheets, Oklahoma St.
1985 Chris Edmond, Tennessee

1986 Marty Kistler, Iowa
1987 Royce Alger, Iowa
1988 Mike Van Arsdale, Iowa St.
1989 Dave Lee, Wisconsin
1990 Dan St. John, Arizona St.

1991 Mark Reiland, Iowa
1992 Charles Jones, Purdue
1993 Ray Miller, Arizona St.
1994 Mark Branch, Oklahoma St.
1995 Markus Mollica, Arizona St.

1996 Daryl Weber, Iowa
1997 Mark Branch, Oklahoma St.
1998 Joe Williams, Iowa

175-POUND WEIGHT CLASS

1928 George Rule, Oklahoma St.
1929 Glenn Stafford, Cornell
1930 Conrad Caldwell, Oklahoma St.
1931 Conrad Caldwell, Oklahoma St.
1933 Robert Hess, Iowa St.

1934 Richard Voliva, Indiana
1935 Ralph Silverstein, Illinois
1937 John Whitaker, Minnesota
1938 John Harkness, Harvard
1939 Chris Traicoff, Indiana

1940 Don Nichols, Michigan
1941 Richard DiBattista, Pennsylvania
1942 Richard DiBattista, Pennsylvania
1946 George Dorsch, Oklahoma St.
1947 Joe Scarpello, Iowa

1949 James Gregson, Oklahoma St.
1950 Joe Scarpello, Iowa

177-POUND WEIGHT CLASS

1951 Grover Rains, Oklahoma St.
1952 Bentley Lyon, California
1953 Ned Blass, Oklahoma St.
1954 Ned Blass, Oklahoma St.
1955 Dan Hodge, Oklahoma

1956 Dan Hodge, Oklahoma
1957 Dan Hodge, Oklahoma
1958 Gary Kurdelmeier, Iowa
1959 Jim Craig, Iowa
1960 Roy Conrad, Northern Ill.

1961 Bob Johnson, Oklahoma St.
1962 Bob Johnson, Oklahoma St.
1963 Dean Lahr, Colorado
1964 Dean Lahr, Colorado
1965 Tom Peckham, Iowa St.

1966 Tom Peckham, Iowa St.
1967 Fred Fozzard, Oklahoma St.
1968 Bob Justice, Colorado

1969 Chuck Jean, Iowa St.
1970 Chuck Jean, Iowa St.

1971 Geoff Baum, Oklahoma St.
1972 Bill Murdock, Washington
1973 Rich Binek, Iowa St.
1974 Floyd Hitchcock, Bloomsburg
1975 Mike Lieberman, Lehigh

1976 Chris Campbell, Iowa
1977 Chris Campbell, Iowa
1978 Mark Lieberman, Lehigh
1979 Mark Lieberman, Lehigh
1980 Ed Banach, Iowa

1981 Ed Banach, Iowa
1982 Mark Schultz, Oklahoma
1983 Mark Schultz, Oklahoma
1984 Jim Scherr, Nebraska
1985 Melvin Douglas, Oklahoma

1986 Melvin Douglas, Oklahoma
1987 Rico Chiapparelli, Iowa
1988 Royce Alger, Iowa
1989 Chris Barnes, Oklahoma St.
1990 Chris Barnes, Oklahoma St.

1991 Marty Morgan, Minnesota
1992 Kevin Randleman, Ohio St.
1993 Kevin Randleman, Ohio St.
1994 Dean Morrison, West Virginia
1995 Les Gutches, Oregon St.

1996 Les Gutches, Oregon St.
1997 Barry Weldon, Iowa St.
1998 Mitch Clark, Ohio St.

190-POUND WEIGHT CLASS

1970 Geoff Baum, Oklahoma St.
1971 Ben Peterson, Iowa St.
1972 Ben Peterson, Iowa St.
1973 Greg Strobel, Oregon St.
1974 Greg Strobel, Oregon St.

1975 Al Nacin, Iowa St.
1976 Evan Johnson, Minnesota
1977 Frank Santana, Iowa St.
1978 Ron Jeidy, Wisconsin
1979 Eric Wais, Oklahoma St.

1980 Noel Loban, Clemson
1981 Tom Martucci, Col. of New Jersey
1982 Pete Bush, Iowa
1983 Ed Banach, Iowa
1984 Bill Scherr, Nebraska

1985 Dan Chaid, Oklahoma
1986 Duane Goldman, Iowa
1987 Eric Voelker, Iowa St.
1988 Mark Coleman, Ohio St.
1989 Eric Voelker, Iowa St.

1990 Matt Ruppel, Lehigh
1991 Paul Keysaw, Cal St. Bakersfield
1992 Mark Kerr, Syracuse
1993 Rex Holman, Ohio St.
1994 Joel Sharratt, Iowa

1995 J.J. McGrew, Oklahoma St.
1996 John Kading, Oklahoma
1997 Lee Fullhart, Iowa
1998 Tim Hartung, Minnesota

191-POUND WEIGHT CLASS

1932 Kermit Blosser, Ohio
1936 Duke Clemons, Central Okla.
1948 Verne Gagne, Minnesota
1952 Harry Lanzl, Toledo
1953 Hudson Samsom, Penn St.

1954 Peter Blair, Navy
1955 Peter Blair, Navy
1956 Kenneth Leuer, Iowa
1957 Ron Schirf, Pittsburgh
1958 Kenneth Maidlow, Michigan St.

1959 Arthur Baker, Syracuse
1960 George Goodner, Oklahoma
1961 Len Lordino, Northern Colo.
1962 Wayne Baughman, Oklahoma

1963 Jack Bearden, Michigan

1964 Harry Houska, Ohio
1965 Jack Brisco, Oklahoma St.
1966 Bill Harlow, Oklahoma St.
1967 Tom Schlendorf, Syracuse
1968 Nick Carollo, Adams St.

1969 Tom Kline, Cal Poly

All-Time Team Results

1928: No points awarded.

1929: 1. Oklahoma St., 26; 2. Michigan, 18; 3. Oklahoma, 13; 4. Illinois, 11; 5. Wisconsin, 9; 6. Cornell, 7; 7. Purdue, 4; 8. Ohio St., 3; 9. (tie) Iowa and West Virginia, 2; 10. Nebraska, 1.

1930: 1. Oklahoma St., 27; 2. Illinois, 14; 3. Oklahoma, 12; 4. Iowa St., 7; 5. Michigan, 6; 6. (tie) Kansas St. and MIT, 5; 8. (tie) Central Okla., Cornell College, Kansas and Ohio St., 4; 12. (tie) Chicago and Harvard, 2; 14. (tie) Indiana, Michigan St., Missouri, Northwestern and Rochester Inst., 1.

1931: No points awarded.

1932: 1. Indiana, 14; 2. Oklahoma St., 11; 3. Iowa St., 10; 4. Northwestern, 9; 5. (tie) Ohio and Oklahoma, 8; 7. Michigan, 7; 8. (tie) Illinois, Navy and Southwestern Okla., 6; 11. Cornell College, 4; 12. Kansas, 3; 13. (tie) Michigan St. and Northern Iowa, 2; 15. (tie) Denver, Haverford and Indiana St., 1.

1933: No points awarded.

1934: 1. Oklahoma St., 29; 2. Indiana, 19; 3. Oklahoma, 14; 5. Lehigh, 7; 6. Springfield, 4; 7. (tie) Central Okla., Michigan and Northern Iowa, 3; 10. (tie) Cornell College, Illinois and Wash. & Lee, 2.

1935: 1. Oklahoma St., 36; 2. Oklahoma, 18; 3. (tie) Illinois and Indiana, 15; 5. (tie) Lehigh and Penn St., 8; 7. (tie) Cornell College, Iowa and Southwestern Okla., 6; 10. Wash. & Lee, 5; 11. Central Okla., 4; 12. Northeastern Okla., 3; 13. VMI, 2; 14. (tie) Columbia, Haverford, Ohio St. and St. Lawrence, 1.

1936: 1. Oklahoma, 16; 2. (tie) Central Okla. and Oklahoma St., 10; 4. (tie) Lehigh and Michigan St., 5; 6. Southwestern Okla., 4; 7. (tie) Cornell College and Indiana, 3; 9. Iowa, 2; 10. (tie) Michigan and Navy, 1.

1937: 1. Oklahoma St., 31; 2. Oklahoma, 13; 3. (tie) Minnesota and Northern Iowa, 9; Illinois, 8; 6. Cornell College, 7; 7. Kansas St., 5; 8. (tie) Central Okla. and Indiana, 4; 10. Iowa St., 3; 11. Michigan, 2; 12. (tie) Chicago, Haverford, St. Lawrence, Southwestern Okla. and West Virginia, 1.

1938: 1. Oklahoma St., 19; 2. Illinois, 15; 3. Indiana, 12; 4. (tie) Oklahoma and Southwestern Okla., 8; 6. Minnesota, 6; 7. (tie) Cornell College, Harvard and Lehigh, 5; 10. Chicago, 4; 11. (tie) Frank. & Marsh., Iowa St., Northern Iowa and Princeton, 3; 15. CCNY, 2; 16. (tie) Nebraska and Syracuse, 1.

1939: 1. Oklahoma St., 33; 2. Lehigh, 12; 3. Illinois, 11; 4. (tie) Frank. & Marsh., Indiana, Michigan and Minnesota, 9; 8. Penn St., 5; 9. CCNY, 4; 10. Appalachian St., 3; 11. Cornell College, 2; 12. (tie) Illinois St., Kent St. and Navy, 1.

1940: 1. Oklahoma St., 24; 2. Indiana, 14; 3. Michigan, 10; 4. (tie) Colorado St., Lehigh and Ohio St., 7; 7. (tie) Northern Iowa and Minnesota, 6; 9. (tie) Iowa St. and Oklahoma, 5; 11. (tie) Frank. & Marsh. and Illinois, 4; 13. (tie) Kansas St. and Kent St., 2; 15. (tie) Duquesne, Lafayette, Michigan St., Purdue, Southwestern Okla., Syracuse and Temple, 1.

1941: 1. Oklahoma St., 37; 2. Michigan St., 26; 3. Minnesota, 12; 4. Yale, 8; 5. (tie) Appalachian St., Kent St. and Wisconsin, 7; 8. (tie) Kansas St. and Pennsylvania, 7; 10. (tie) Frank. & Marsh., Iowa and Northern Iowa, 5; 13. (tie) Illinois, Iowa St., Lafayette and Penn St., 3; 17. (tie) Duquesne, Michigan, Ohio St. and Temple, 2; 21. (tie) Rutgers, Springfield, VMI and Wyoming, 1.

1942: 1. Oklahoma St., 31; 2. Michigan St., 26; 3. Penn St., 10; 4. Michigan, 8; 5. (tie) Kent St., Navy and Purdue, 7; 8. (tie) Illinois and Pennsylvania, 6; 10. Northern Iowa, 5; 11. Cornell College, 4; 12. (tie) Kansas St. and Nebraska, 2; 14. Princeton, 1.

1943-1945: No tournaments held.

1946: 1. Oklahoma St., 25; 2. Northern Iowa, 24; 3. Illinois, 17; 4. Indiana, 13; 5. Michigan, 8; 6. (tie) Iowa St. and Ohio St., 6; 8. Michigan St., 5; 9. (tie) Nebraska, Northern Colo. and Penn St., 2; 12. Kent St., 1.

1947: 1. Cornell College, 32; 2. Northern Iowa, 19; 3. Oklahoma St., 15; 4. Michigan St., 11; 5. Oklahoma, 10; 6. Illinois, 9; 7. Iowa, 6; 8. (tie) Iowa St. and Purdue, 5; 10. (tie) Michigan and Minnesota, 4; 12. Navy, 3; 13. (tie) Colorado St. and Northern Colo., 1.

1948: 1. Oklahoma St., 33; 2. Michigan St., 28; 3. Illinois, 23; 4. (tie) Iowa, Northern Iowa and Purdue, 15; 7. Minnesota, 12; 8. Waynesburg, 11; 9. (tie) Colorado St., Iowa St. and Navy, 9; 12. Lock Haven, 7; 13. Nebraska, 5; 14. (tie) Frank & Marsh. and Lehigh, 3; 16. (tie) Hofstra, Indiana, Penn St., Rutgers and Syracuse, 2; 21. (tie) Colorado Col., Kansas St. and Williams, 1.

1949: 1. Oklahoma St., 32; 2. Northern Iowa, 27; 3. Cornell College, 22; 4. Michigan St., 13; 5. Minnesota, 11; 6. Purdue, 9; 7. (tie) Iowa and Nebraska, 5; 9. Syracuse, 4; 10. (tie) Colorado St. and Illinois, 3; 12. (tie) Navy and Penn St., 2; 14. (tie) Indiana, Iowa St., Ithaca, Kansas St., Utah St. and Wheaton (Ill.), 1.

1950: 1. Northern Iowa, 30; 2. Purdue, 16; 3. Cornell College, 14; 4. (tie) Oklahoma St. and Syracuse, 10; 6. Iowa, 7; 7. (tie) Ithaca and Waynesburg, 6; 9. Penn St., 5; 10. (tie) Illinois and Navy, 3; 11. (tie) Michigan St., Oklahoma, Wheaton (Ill.) and Wyoming, 2; 16. (tie) Auburn and Lock Haven, 1.

1951: 1. Oklahoma, 24; 2. Oklahoma St., 23; 3. Penn St., 15; 4. Northern Iowa, 10; 5. Princeton, 8; 6. (tie) Michigan St., Ohio St. and Toledo, 7; 9. (tie) Cornell College and Waynesburg, 6; 11. Yale, 4; 12. (tie) Lehigh, Navy, Northern Colo. and Wyoming, 3; 16. Auburn, 2; 17. (tie) Army, California, Columbia, Minn. St.-Mankato, San Francisco, Ursinus, Washington St. and Wisconsin, 1.

1952: 1. Oklahoma, 22; 2. Northern Iowa, 21; 3. Oklahoma St., 20; 4. Toledo, 10; 5. Penn St., 8; 6. (tie) Colorado, Illinois and Waynesburg, 7; 9. (tie) California, Indiana and Pittsburgh, 6; 12. (tie) Michigan St. and Oregon St., 5; 14. (tie) Denver and Iowa, 4; 16. (tie) Kansas St., Michigan, Princeton and Rutgers, 3; 20. (tie) Cornell College, Maryland, Northern Colo. and Wyoming, 2; 24. (tie) Harvard, Iowa St. and Yale, 1.

1953: 1. Penn St., 21; 2. Oklahoma, 15; 3. Cornell, 13; 4. Oklahoma St., 11; 5. Northern Iowa, 10; 6. Pittsburgh, 9; 7. Michigan, 8; 8. (tie) Michigan St. and Minnesota, 7; 10. (tie) Auburn, Colorado St., Illinois and Lock Haven, 6; 14. (tie) Army, Northwestern and West Chester, 5; 17. Toledo, 4; 18. (tie) Brown and UCLA, 3; 20. (tie) Iowa St., Ithaca and Washington St., 2; 23. (tie) Colorado, Columbia, Frank & Marsh., Harvard, Indiana, Lehigh and Syracuse, 1.

1954: 1. Oklahoma St., 32; 2. Pittsburgh, 17; 3. Penn St., 13; 4. (tie) Iowa and Navy, 12; 6. Michigan St., 11; 7. (tie) Michigan and Oklahoma, 10; 9. Lehigh, 9; 10. Syracuse, 6; 11. (tie) Illinois, Minnesota and Purdue, 5; 14. (tie) Colorado, Ithaca, Maryland, Nebraska and Wisconsin, 4; 19. Kansas St., 3; 20. (tie) Cornell College and Kent St., 2; 22. (tie) Brigham Young, Northern Colo., Springfield, Texas A&M and Toledo, 1.

1955: 1. Oklahoma St., 40; 2. Penn St., 31; 3. Pittsburgh, 28; 4. Oklahoma, 26; 5. Lehigh, 25; 6. Iowa, 24; 7. Michigan, 23; 8. Navy, 21; 9. Illinois, 19; 10. Colorado, 15; 11. Northern Iowa, 14; 12. West Virginia, 13; 13. Cornell College, 11; 14. Colorado St., 10; 15. Michigan St., 9; 16. Rutgers, 8; 17. Wisconsin, 7; 18. (tie) Indiana and Syracuse, 6; 20. (tie) Springfield and Temple, 5; 22. (tie) Army, Cornell, Cortland St. and Toledo, 3; 26. (tie) Hofstra, Nebraska, Oregon St., Purdue, Washington St. and Wheaton (Ill.), 2; 32. (tie) Harvard, Knox, Loyola (Md.), Ohio, San Jose St., Waynesburg and Wyoming, 1.

1956: 1. Oklahoma St., 65; 2. Oklahoma, 62; 3. Pittsburgh, 51; 4. Iowa, 43; 5. Penn St., 27; 6. Lehigh, 25; 7. Colorado St., 24; 8. (tie) Illinois and Michigan St., 20; 10. Purdue, 13; 11. Wisconsin, 12; 12. Michigan, 11; 13. (tie) Minn. St.-Mankato and Northern Iowa, 10; 15. Indiana, 8; 16. Wyoming, 7; 17. (tie) Lafayette and Maryland, 6; 19. (tie) Kansas St. and Virginia Tech, 5; 21. (tie) Frank & Marsh., Iowa St., Minnesota and Navy, 4; 25. (tie) Colorado, Lock Haven, Ohio and Springfield, 3; 29. (tie) Coast Guard, Cornell College, Kent St. and Oregon, 2; 33. (tie) Ohio St., San Diego St., Toledo and VMI, 1.

1957: 1. Oklahoma, 73; 2. Pittsburgh, 66; 3. Iowa St., 38; 4. Oklahoma St., 37; 5. Penn St., 33; 6. (tie) Illinois

and Michigan, 30; 8. Iowa, 27; 9. Lehigh, 19; 10. (tie) Minnesota and Virginia, 13; 12. Minn. St.-Mankato, 12; 13. (tie) Frank & Marsh., Maryland, Navy and Waynesburg, 11; 17. Oregon St., 8; 18. Colorado, 7; 19. (tie) Williams and Wyoming, 6; 21. (tie) Michigan St., Northern Iowa and Oregon, 5; 24. (tie) Colorado St., Cortland St., Indiana, Kansas St. and Northwestern, 4; 29. (tie) Carleton, Drexel, Kent St., Northern Colo., Ohio and Rutgers, 2; 35. (tie) Brown, Columbia, Lewis & Clark and Southern Ill., 1.

1958: 1. Oklahoma St., 77; 2. Iowa St., 62; 3. Oklahoma, 50; 4. Michigan St., 35; 5. Iowa, 26; 6. Illinois, 22; 7. (tie) Cornell and Wyoming, 16; 10. (tie) Lehigh and Minn. St.-Mankato, 13; 12. Colgate, 11; 13. Michigan, 10; 14. (tie) Northern Iowa, Oregon and Penn St., 8; 17. (tie) Lock Haven, Nebraska, Oregon St. and Western St., 7; 21. (tie) Maryland and Northern Colo., 6; 23. (tie) Cal Poly, Colorado and Indiana, 5; 26. Minnesota, 4; 27. (tie) Kansas St., San Jose St. and Utah St., 3; 30. (tie) Colorado Mines, Colorado St., Southern Ill. and Springfield, 2; 34. (tie) Brigham Young, Cornell College, Dartmouth, Kent St. and Portland St., 1.

1959: 1. Oklahoma St., 73; 2. Iowa St., 51; 3. Oklahoma, 41; 4. Iowa, 33; 5. Pittsburgh, 30; 6. Wyoming, 25; 7. Minn. St.-Mankato, 21; 8. Lehigh, 20; 9. (tie) Michigan St. and Minnesota, 17; 11. Yale, 16; 12. Cornell, 14; 13. Syracuse, 13; 14. Toledo, 12; 15. Northern Colo., 11; 16. Ithaca, 10; 17. Colorado St., 9; 18. Northwestern, 8; 19. (tie) Kansas St., Kent St. and Virginia Tech, 7; 22. (tie) Cornell, Maryland and Oregon St., 5; 25. (tie) Illinois, Indiana, Penn St. and Western St., 4; 29. (tie) Colorado Mines, Portland St., Utah and Washington St., 3; 33. (tie) Bloomsburg, Harvard, Lock Haven, Northern Ill., Ohio St. and Southern Ill., 2; 39. (tie) Bowling Green, Bradley, Carleton, Colorado, Nebraska, North Carolina, Northwest Mo. St., Purdue and Rochester Inst., 1.

1960: 1. Oklahoma, 59; 2. Iowa St., 40; 3. Wyoming, 36; 4. Iowa, 32; 5. Oklahoma St., 29; 6. Lock Haven, 25; 7. Penn St., 23; 8. Pittsburgh, 21; 9. Northwestern, 20; 10. (tie) Cornell and Northern Ill., 17; 12. Lehigh, 16; 13. Purdue, 14; 14. (tie) Ithaca and Syracuse, 11; 16. (tie) Rutgers and Toledo, 10; 18. (tie) Indiana, Michigan and Michigan St., 9; 21. (tie) Oregon St. and Waynesburg, 8; 23. Army, 7; 24. (tie) Kent St., Minnesota and Portland St., 6; 27. (tie) Cornell College, Oregon, West Chester and Yale, 5; 31. (tie) Minn. St.-Mankato, Northern Colo. and Utah, 4; 34. (tie) Rochester Inst., Southern Ill. and Springfield, 3; 37. (tie) Brown, Kansas St., Maryland, Northern Iowa, Ohio, Ohio St., South Dakota St. and Washington St., 2; 45. (tie) Bowling Green, Coast Guard, Colorado Mines, Knox and Nebraska, 1.

1961: 1. Oklahoma St., 82; 2. Oklahoma, 63; 3. Iowa St., 29; 4. Oregon St., 28; 5. Pittsburgh, 26; 6. Lehigh, 24; 7. Penn St., 20; 8. (tie) Michigan St. and Northern Iowa, 19; 10. Michigan, 18; 11. Colorado St., 17; 12. (tie) Lock Haven and Northern Colo., 13; 14. (tie) Purdue and Toledo, 10; 16. (tie) Northwestern and Southern Ill., 9; 18. Utah, 7; 19. Minn. St.-Mankato, 6; 20. Portland St., 4; 21. (tie) Illinois, Nebraska and Western St., 3; 24. (tie) Army, Citadel, Kansas St. and Wyoming, 2; 28. (tie) Bowling Green, Coast Guard, Colorado, Cornell College, Kent St., Navy, Ohio St., Rochester Inst., San Jose St., South Dakota St., Springfield and Washington, 1.

1962: 1. Oklahoma St., 82; 2. Oklahoma, 45; 3. Iowa, 34; 4. Lehigh, 27; 5. Northern Iowa, 23; 6. (tie) Pittsburgh, Southern Ill. and Wisconsin, 19; 9. (tie) Michigan St. and Nebraska, 18; 11. Lock Haven, 16; 12. (tie) Minnesota and Wyoming, 15; 14. (tie) Army and Northern Colo., 14; 16. (tie) Air Force, Army, Colorado and Penn St., 11; 20. (tie) Colorado Mines and Colorado St., 7; 22. Northwestern, 6; 23. (tie) Lewis & Clark and Purdue, 5; 25. (tie) Ithaca, Lycoming, Maryland, Oregon St. and Wheaton (Ill.), 3; 30. (tie) Illinois, Iowa St., Kansas St., Navy, Rutgers, South Dakota St., Springfield, Toledo, Virginia Tech and Western St., 2; 40. (tie) Coast Guard, Coe, Fresno St., Miami (Ohio), Ohio and Washington, 1.

1963: 1. Oklahoma, 48; 2. Iowa St., 45; 3. Michigan, 36; 4. (tie) Oklahoma St., Pittsburgh and Syracuse, 32; 7. Iowa, 25; 8. Lehigh, 24; 9. Colorado St., 23; 10. Minnesota, 18; 11. (tie) Minn. St. Moorhead and Navy, 17; 13. (tie) Nebraska and Northern Iowa, 16; 15. Army, 14; 16. (tie) Colorado and Ohio, 13; 18. (tie) Penn St. and UCLA, 12; 20. Southern Ill., 11; 21. (tie) Michigan St., Northern Colo. and West Liberty St., 10; 24. (tie) Northwestern, Toledo and Wisconsin, 9; 27. (tie) Air

Force, Bloomsburg, Lock Haven, Ohio St. and Washington, 8; 32. (tie) Kansas St. and Purdue, 5; 34. (tie) Adams St. and Cornell College, 4; 36. (tie) Oregon, Rutgers, Springfield and Wyoming, 3; 40. (tie) Illinois and Maryland, 2; 42. (tie) Bowling Green, Cincinnati, Miami (Ohio), New Mexico and South Dakota St., 1.

1964: 1. Oklahoma St., 87; 2. Oklahoma, 58; 3. Iowa St., 46; 4. (tie) Colorado and Southern Ill., 31; 6. Michigan, 29; 7. Lock Haven, 23; 8. Penn St., 19; 9. (tie) Maryland and Ohio, 18; 11. Lehigh, 17; 12. (tie) Iowa and Oregon St., 15; 14. (tie) Bloomsburg, Cornell and Syracuse, 14; 17. Minn. St.-Mankato, 12; 18. (tie) Indiana, Minn. St. Moorhead and UCLA, 11; 21. Purdue, 9; 22. (tie) Colorado Mines, Minnesota, Northern Colo., Toledo and Wisconsin, 8; 27. (tie) Army and Pittsburgh, 7; 29. (tie) Navy, Rutgers and Temple, 6; 32. (tie) Pennsylvania and Yale, 5; 34. (tie) Air Force, Arizona St. and Duke, 4; 37. (tie) Cornell College, East Stroudsburg and West Virginia, 3; 40. (tie) Ithaca, Kansas St., C.W. Post, New Mexico, Northern Iowa and Ohio St., 2; 46. (tie) Adams St., Colorado St., Illinois, Luther, Lycoming, Notre Dame and Wyoming, 1.

1965: 1. Iowa St., 87; 2. Oklahoma St., 86; 3. Lehigh, 45; 4. Oklahoma, 44; 5. Michigan, 39; 6. Arizona St., 30; 7. (tie) Oregon St. and Syracuse, 17; 9. Maryland, 16; 10. (tie) Army, Navy and Wisconsin, 15; 13. (tie) Gettysburg and Penn St., 12; 15. (tie) Michigan St. and Utah St., 11; 17. (tie) Lock Haven and Notre Dame, 10; 19. (tie) California, Colorado St. and Yale, 7; 22. (tie) Brigham Young, Illinois, Minnesota, Minn. St. Moorhead and Western St., 6; 27. Colorado, 5; 28. (tie) Adams St. and Cornell, 4; 30. (tie) Bloomsburg, Minn. St.-Mankato, Northern Colo., San Jose St. and Washington St., 3; 35. (tie) Kansas St., Lycoming, Miami (Ohio), Nebraska, Ohio St., Oregon, San Fran. St., Temple, Utah and Wilkes, 2; 45. (tie) Harvard, Indiana, Northwestern, Pittsburgh, South Dakota St., Southern Ill., Waynesburg and Wyoming, 1.

1966: 1. Oklahoma St., 79; 2. Iowa St., 70; 3. Oklahoma, 69; 4. Lehigh, 48; 5. Michigan, 47; 6. Michigan St., 32; 7. Lock Haven, 22; 8. (tie) East Stroudsburg and Portland St., 21; 10. Army, 17; 11. Ohio St., 16; 12. (tie) Gettysburg and Minn. St. Moorhead, 13; 14. Northern Colo., 11; 15. (tie) Indiana, Oregon, Utah St. and Wilkes, 9; 19. Navy, 8; 20. (tie) Kansas St., Temple and Wisconsin, 7; 23. (tie) Albany (N.Y.), Cal Poly Pomona, Indiana St., Lycoming, Oregon St. and Penn St., 6; 29. (tie) UCLA and Washington St., 5; 31. (tie) Moravian, Western St. and Wyoming, 4; 34. (tie) Bloomsburg, Georgia Tech, Minn. St.-Mankato, Nebraska and North Carolina St., 3; 39. (tie) Arizona St., Coast Guard, Colorado, Ohio, San Jose St. and Southern Ill., 2; 45. (tie) Adams St., Arizona, California, Gust. Adolphus, Kent St., Marquette, Northern Iowa, Northwestern, Pittsburgh and Rutgers, 1.

1967: 1. Michigan St., 74; 2. Michigan, 63; 3. Iowa St., 51; 4. Oklahoma, 48; 5. Portland St., 41; 6. Oklahoma St., 40; 7. Lehigh, 36; 8. Arizona St., 27; 9. Navy, 20; 10. Air Force, 18; 11. (tie) Syracuse and Wyoming, 17; 13. (tie) East Stroudsburg and Stanford, 16; 15. (tie) Adams St. and Colorado, 15; 17. (tie) Minnesota, Oregon St. and UCLA, 14; 20. (tie) Fresno St. and Wisconsin, 13; 22. Penn St., 12; 23. Brigham Young, 11; 24. (tie) Army, Cornell, Toledo and Winona St., 8; 28. (tie) Minn. St.-Mankato, Northwestern, Ohio St., Southern Ill. and Washington St., 7; 33. (tie) Illinois St., Indiana, Minn. St. Moorhead and Northern Colo., 6; 37. (tie) Cortland St., Indiana St., Lock Haven, Northern Iowa, Ohio, Western St. and Wilkes, 4; 44. (tie) Albany (N.Y.), Bloomsburg, Coast Guard, Kent St., Marquette, Maryland, Merchant Marine, Miami (Ohio), Princeton, Virginia Tech and Washington (Mo.), 2; 55. (tie) Arizona, Colorado Mines, Colorado St., Fairleigh Dickinson, Frank & Marsh., Illinois, Missouri, MIT, Montana St., Seton Hall, Utah, Wesleyan (Conn.) and Yale, 1.

1968: 1. Oklahoma St., 81; 2. Iowa St., 78; 3. Oklahoma, 74; 4. Michigan St., 55; 5. Navy, 35; 6. (tie) Cal Poly, Lock Haven and Portland St., 28; 9. Michigan, 27; 10. Northwestern, 25; 11. Oregon St., 24; 12. Penn St., 23; 13. (tie) Colorado, East Stroudsburg and UCLA, 22; 16. Brigham Young, 21; 17. (tie) Adams St. and Indiana, 19; 19. Fresno St., 18; 20. Maryland, 18; 21. (tie) Central Wash., Minn. St.-Mankato and Northern Colo., 14; 24. (tie) Hofstra and Toledo, 12; 26. Oregon, 11; 27. Cortland St., 10; 28. (tie) Arizona St., MIT and Utah, 9; 31. Iowa, 8; 32. (tie) Army, Cornell, Indiana St. and Stanford, 7; 36. (tie) Bloomsburg and Temple, 6; 38. (tie) Northwest Mo. St. and Washington, 5; 40. (tie) Nebraska, Ohio, Southern Ill. and Utah St., 4; 44. (tie)

Arizona, Clarion, Georgia Tech, Lehigh, Miami (Ohio), West Chester, Western St. and Wisconsin, 3; 52. (tie) Ashland, Colgate, Colorado St., Davidson, Delaware, Kent St., Marquette, Northern Iowa, Ohio St., Pittsburgh, South Dakota St., Washington St., Wilkes, Winona St. and Yale, 2; 67. (tie) Air Force, Bowling Green, California, Citadel, Frank. & Marsh., Luther, MacMurray, North Carolina St., North Central, Northern Ill., Pennsylvania, Syracuse and Virginia Tech, 1.

1969: 1. Iowa St., 104; 2. Oklahoma, 69; 3. Oregon St., 58; 4. Michigan St., 57; 5. Cal Poly, 52; 6. Oklahoma St., 51; 7. Iowa, 38; 8. UCLA, 28; 9. Michigan, 27; 10. Temple, 22; 11. Hofstra, 21; 12. Maryland, 20; 13. (tie) Northern Colo. and Washington, 18; 15. Indiana St., 17; 16. Oregon, 16; 17. (tie) Arizona and San Diego St., 15; 19. Navy, 14; 20. (tie) Lehigh, Northern Iowa, Penn St. and San Fran. St., 13; 24. (tie) Bloomsburg, Minnesota and Winona St., 11; 27. Brigham Young, 10; 28. Pittsburgh, 9; 29. (tie) Lock Haven, Minn. St. Moorhead and Northwestern, 8; 32. (tie) Colorado, Southern Ill., Utah and Wilkes, 7; 36. (tie) California, Clarion, Colorado St., Drake, Indiana and Missouri, 5; 42. (tie) Buffalo, Harvard, Northern Ill., Ohio St. and Portland St., 4; 47. Adams St., Army, Kent St., Long Beach St., Maritime (N.Y.), Northwest Mo. St., Ohio and Wisconsin, 3; 55. (tie) Air Force, Arizona St., East Stroudsburg, Idaho St., Ithaca, Kansas St., North Central, Old Dominion, Oswego St. and South Dakota St., 2; 65. (tie) C.W. Post, Montana St., Nebraska, New Hampshire, Pennsylvania, Stanford, Washington St. and West Chester, 1.

1970: 1. Iowa St., 99; 2. Michigan St., 84; 3. Oregon St., 80; 4. Oklahoma St., 79; 5. Iowa, 45; 6. Oklahoma, 44; 7. Washington, 27; 8. Pittsburgh, 22; 9. Ohio, 21; 10. Michigan, 19; 11. (tie) Lehigh and Toledo, 18; 13. Portland St. and Indiana St., 17; 15. Northwestern, 16; 16. (tie) Oregon, Southern Ill. and Syracuse, 13; 19. (tie) Kent St., Minnesota, Penn St. and Utah, 12; 23. Navy, 11; 24. Idaho St., 10; 25. UTEP, 9; 26. Central Mich., 8; 27. Air Force, 7; 28. Wyoming, 6; 29. (tie) Bloomsburg, Princeton and Wisconsin, 5; 32. (tie) Colorado St., Gettysburg, Missouri and Nebraska, 4; 36. (tie) Ball St., Harvard, Purdue and West Chester, 3; 40. (tie) Arizona, Army, Brown, Buffalo, Clarion, Cornell, Illinois, Kansas St., Lock Haven, Montana St., New York U., Ohio St., Temple, Virginia Tech and Washington St., 2; 55. (tie) Alabama, Auburn, Colorado, Drake, Fresno St., LSU, Miami (Ohio), San Jose St., Tennessee, UCLA and Western Mich., 1.

1971: 1. Oklahoma St., 94; 2. Iowa St., 66; 3. Michigan St., 44; 4. (tie) Oregon St. and Penn St., 43; 6. Oklahoma, 39; 7. Lehigh, 32; Washington, 30; 9. (tie) Navy and Portland St., 26; 11. Ohio, 24; 12. Air Force, 21; 13. Toledo, 17; 14. Michigan, 14; 15. (tie) Brigham Young, Colorado, Lock Haven and Syracuse, 13; 19. (tie) Northwestern and UCLA, 10; 21. New Mexico, 9; 22. Harvard, 8; 23. (tie) Arizona, Illinois St., Kent St. and Western Mich., 7; 27. (tie) Clarion and West Chester, 6; 29. Army, 5; 30. (tie) Idaho St., Iowa and Utah, 4; 33. (tie) Nebraska and Notre Dame, 3; 35. (tie) California, Indiana, Kansas St., Massachusetts, Minnesota, Pittsburgh, Stanford, Weber St. and Wyoming, 2; 44. (tie) Auburn, Brown, Calif. (Pa.), Drake, East Caro., Fresno St., Gettysburg, Indiana St., LSU, Maryland, Missouri, Princeton, Purdue, Utah St. and Wisconsin, 1.

1972: 1. Iowa St., 103; 2. Michigan St., 72 $\frac{1}{2}$; 3. Oklahoma St., 57; 4. Washington, 54; 5. Oklahoma, 45 $\frac{1}{2}$; 6. Clarion, 36; 7. Oregon St., 28; 8. Penn St., 26 $\frac{1}{2}$; 9. (tie) Navy and Ohio, 26; 11. Idaho St., 24 $\frac{1}{2}$; 12. Iowa, 24; 13. Minnesota, 23 $\frac{1}{2}$; 14. Arizona, 21 $\frac{1}{2}$; 15. Portland St., 21; 16. Illinois St., 20; 17. Michigan, 19; 18. (tie) Princeton and Toledo, 16; 20. Slippery Rock, 14 $\frac{1}{2}$; 21. Cal Poly, 13 $\frac{1}{2}$; 22. New Mexico, 13; 23. Northern Iowa, 12 $\frac{1}{2}$; 24. (tie) Brigham Young, Northern Ill. and Ohio St., 10; 27. Washington St., 8 $\frac{1}{2}$; 28. (tie) Indiana St. and Southern Ill., 8; 30. (tie) Arizona St. and Lehigh, 7 $\frac{1}{2}$; 32. Western Mich., 7; 33. Tampa, 6 $\frac{1}{2}$; 34. (tie) Boise St., Minn. St.-Mankato and West Chester, 6; 37. Drake, 5 $\frac{1}{2}$; 38. (tie) Massachusetts, Oregon and Wisconsin, 5; 41. Colorado, 4 $\frac{1}{2}$; 42. (tie) Georgia Tech, Maryland, Miami (Ohio) and Missouri, 4; 46. LSU, 3 $\frac{1}{2}$; 47. (tie) Army, Fresno St., Hofstra, Nebraska, Northwestern, San Jose St. and Yale, 3; 54. Brockport St., 2 $\frac{1}{2}$; 55. (tie) Cincinnati, Cleveland St., East Caro., Florida, Frank. & Marsh., Gettysburg, Humboldt St., Indiana, Pennsylvania, Purdue and William & Mary, 2; 66. Pittsburgh, 1 $\frac{1}{2}$; 67. (tie) Auburn, Buffalo, Central Mich., New York U., Notre Dame, UCLA, Utah and Cornell, 1.

1973: 1. Iowa St., 85; 2. Oregon St., 72 $\frac{1}{2}$; 3. Michigan, 59 $\frac{1}{2}$; 4. Brigham Young, 42 $\frac{1}{2}$; 5. Oklahoma St., 42; 6. Oklahoma, 38; 7. (tie) Iowa and Washington, 34; 9. Ohio, 25 $\frac{1}{2}$; 10. (tie) Navy and Penn St., 24 $\frac{1}{2}$; 12. Wisconsin, 20 $\frac{1}{2}$; 13. (tie) Northern Ill. and Northwestern, 19; 15. Western Mich., 17 $\frac{1}{2}$; 16. (tie) Arizona and Michigan St., 14; 18. Hofstra, 13; 19. Southern Ill., 12; 20. Ball St., 10; 21. Nebraska, 9 $\frac{1}{2}$; 22. (tie) Auburn, Portland St. and San Jose St., 9; 25. (tie) Lehigh, Minnesota and Stanford, 8; 28. Colorado St., 7; 29. Central Mich., 6 $\frac{1}{2}$; 30. (tie) California and Oregon, 5 $\frac{1}{2}$; 32. (tie) East Caro., New Mexico and Ohio St., 5; 35. (tie) Columbia and UCLA, 4 $\frac{1}{2}$; 37. (tie) Alabama, Rhode Island and William & Mary, 4; 40. Indiana St., 3 $\frac{1}{2}$; 41. (tie) Buffalo, Florida, Kent St., Massachusetts, Pennsylvania, Utah St. and Yale, 3; (tie) Colorado, Cornell, Duke, Kansas St., Pittsburgh and Virginia, 2; 54. (tie) Boston U. and Montana St., 1 $\frac{1}{2}$; 56. (tie) Air Force, Army, Boise St., Drake, Fresno St., Idaho St., Illinois St., Indiana, Maryland, Missouri, Rider, Utah and Washington St., 1.

1974: 1. Oklahoma, 69 $\frac{1}{2}$; 2. Michigan, 67; 3. Oklahoma St., 64; 4. Iowa St., 63; 5. Iowa, 48 $\frac{1}{2}$; 6. Washington, 44 $\frac{1}{2}$; 7. Penn St., 43; 8. Oregon St., 39 $\frac{1}{2}$; 9. Lehigh, 35; 10. Slippery Rock, 33 $\frac{1}{2}$; 11. Clarion, 31 $\frac{1}{2}$; 12. Brigham Young, 30 $\frac{1}{2}$; 13. Wisconsin, 26; 14. Michigan St., 24; 15. Western Mich., 22; 16. Minnesota, 20; 17. Navy, 19; 18. Pittsburgh, 15; 19. West Chester, 13; 20. (tie) Northwestern and Oregon, 12; 22. San Jose St., 11 $\frac{1}{2}$; 23. Ohio, 9; 24. (tie) East Caro. and William & Mary, 8; 26. (tie) Indiana St. and Utah, 6; 28. (tie) Central Mich. and Cornell, 5 $\frac{1}{2}$; 30. (tie) Northern Colo. and Portland St., 5; 32. Illinois, 4; 33. Miami (Ohio), 3 $\frac{1}{2}$; 34. (tie) Auburn, Buffalo, Hofstra, Kansas St., Northern Ill., UCLA and Washington St., 3; 41. (tie) Delaware and Southern Ill., 2 $\frac{1}{2}$; 43. (tie) UC Santa Barb., Colorado, Fresno St., Idaho St., Missouri, New Mexico, Syracuse and Toledo, 2; 51. (tie) Air Force, California, Cincinnati, Maryland, Massachusetts and Tennessee, 1 $\frac{1}{2}$; 57. (tie) Boston U., Bowling Green, Drake, Kent St., Long Beach St., Rhode Island, Rutgers, Utah St., Virginia and Wyoming, 1; 67. (tie) Ball St., Duke and Northern Ariz., 1 $\frac{1}{2}$.

1975: 1. Iowa, 102; 2. Oklahoma, 77; 3. Oklahoma St., 68; 4. Iowa St., 66 $\frac{1}{2}$; 5. Lehigh, 54; 6. Wisconsin, 41; 7. Oregon St., 36 $\frac{1}{2}$; 8. Cal Poly, 36; 9. Purdue, 34 $\frac{1}{2}$; 10. Penn St., 33; 11. Northwestern, 32; 12. (tie) Michigan and Oregon, 25 $\frac{1}{2}$; 14. Yale, 24; 15. Michigan St., 23 $\frac{1}{2}$; 16. Syracuse, 19 $\frac{1}{2}$; 17. William & Mary, 18 $\frac{1}{2}$; 18. Kentucky, 18; 19. (tie) Hofstra and Minnesota, 16 $\frac{1}{2}$; 21. Washington, 15 $\frac{1}{2}$; 22. Brigham Young, 14; 23. Boise St., 13 $\frac{1}{2}$; 24. Toledo, 12 $\frac{1}{2}$; 25. Slippery Rock, 10; 26. (tie) Air Force and Clarion, 9; 28. Tennessee, 8 $\frac{1}{2}$; 29. Northern Ill., 7 $\frac{1}{2}$; 30. (tie) New Mexico and Pittsburgh, 6 $\frac{1}{2}$; 32. Stanford, 6; 33. (tie) Arizona St. and UCLA, 5 $\frac{1}{2}$; 35. (tie) Delaware, Navy and Portland St., 5; 38. East Caro., 4 $\frac{1}{2}$; 39. (tie) Boston U. and Indiana St., 4; 41. (tie) Buffalo, Colorado St., Missouri and Northern Colo., 3 $\frac{1}{2}$; 45. (tie) Kent St., Nebraska and Ohio St., 3; 48. Central Mich., 2 $\frac{1}{2}$; 49. (tie) Arizona, Duke, Long Beach St., Princeton, Rhode Island, Tampa, Utah St., Virginia and Wyoming, 2; 58. (tie) California and Connecticut, 1 $\frac{1}{2}$; 60. (tie) Cleveland St., Drake, Florida, Miami (Ohio), North Carolina St., Ohio, Pennsylvania, Weber St. and Western Mich., 1; 69. (tie) Kansas St. and Maryland, 1 $\frac{1}{2}$.

1976: 1. Iowa, 123 $\frac{1}{4}$; 2. Iowa St., 85 $\frac{3}{4}$; 3. Oklahoma St., 64 $\frac{1}{2}$; 4. Wisconsin, 64; 5. Lehigh, 55 $\frac{1}{4}$; 6. Cal Poly, 53; 7. Minnesota, 43; 8. Michigan, 36 $\frac{1}{2}$; 9. Oklahoma, 34 $\frac{1}{2}$; 10. Penn St., 23 $\frac{1}{4}$; 11. Kentucky, 22 $\frac{1}{2}$; 12. Yale, 21 $\frac{3}{4}$; 13. Navy, 21 $\frac{1}{2}$; 14. Oregon St., 20 $\frac{1}{4}$; 15. (tie) Clarion and Oregon, 19 $\frac{1}{2}$; 17. Washington, 17 $\frac{3}{4}$; 18. Slippery Rock, 17 $\frac{1}{2}$; 19. (tie) UC Santa Barb. and Michigan St., 17; 21. (tie) Arizona St. and Brigham Young, 16 $\frac{1}{2}$; 23. (tie) Colorado, Tennessee and Toledo, 12 $\frac{1}{4}$; 26. Indiana, 12; 27. Southern Ill., 9 $\frac{1}{2}$; 28. Rhode Island, 9; 29. (tie) Portland St. and Syracuse, 7; 31. East Caro., 6 $\frac{1}{2}$; 32. Indiana St., 5 $\frac{1}{2}$; 33. Indiana St., 5 $\frac{1}{2}$; 34. UCLA, 5; 35. (tie) Cal St. Fullerton and North Carolina St., 4; 37. Citadel, 3 $\frac{3}{4}$; 38. (tie) Northern Colo., Northwestern and Pittsburgh, 3 $\frac{1}{2}$; 41. (tie) Bucknell, Drake, Northern Ill., Ohio, Weber St. and William & Mary, 3; 47. Ball St., 2 $\frac{3}{4}$; 48. Nebraska, 2 $\frac{1}{2}$; 49. (tie) Alabama, Eastern Mich., Florida, Illinois, Kent St., Princeton and West Chester, 2; 56. Hofstra, 1 $\frac{3}{4}$; 57. (tie) Boise St. and Colorado St., 1 $\frac{1}{2}$; 59. (tie) Arizona, Boston U., California, Central Mich., Idaho St., Maryland, Missouri, Notre Dame, Shippensburg, Utah, Utah St., Virginia and Wilkes, 1; 72. (tie) Illinois St. and VMI, 1 $\frac{1}{2}$.

1977: 1. Iowa St., 95 $\frac{1}{2}$; 2. Oklahoma St., 88 $\frac{3}{4}$; 3. Iowa, 84; 4. Minnesota, 66; 5. Oregon St., 52 $\frac{1}{4}$; 6. Wisconsin, 50 $\frac{3}{4}$; 7. Oklahoma, 49; 8. Lehigh, 48 $\frac{3}{4}$; 9. Michigan, 45 $\frac{1}{2}$; 10. Kentucky, 41 $\frac{1}{2}$; 11. Arizona St., 35 $\frac{1}{4}$; 12. Brigham Young, 27 $\frac{1}{4}$; 13. Syracuse, 26 $\frac{3}{4}$; 14. Hofstra, 24 $\frac{1}{2}$; 15. Tennessee, 20 $\frac{1}{4}$; 16. Indiana, 20; 17. Michigan St., 19; 18. Penn St., 18; 19. Missouri, 17 $\frac{3}{4}$; 20. Ohio St., 13 $\frac{1}{2}$; 21. Oregon, 12 $\frac{3}{4}$; 22. Cal Poly, 12 $\frac{1}{2}$; 23. Navy, 12; 24. Notre Dame, 11 $\frac{1}{2}$; 25. Princeton, 10; 26. Portland St., 7 $\frac{1}{4}$; 27. (tie) California and Wilkes, 6; 29. (tie) Arizona and Rhode Island, 5 $\frac{1}{2}$; 31. (tie) Ohio and UCLA, 5; 33. William & Mary, 4 $\frac{1}{4}$; 34. (tie) Boston U., Illinois St. and North Carolina, 3 $\frac{3}{4}$; 37. (tie) Utah St. and Wyoming, 3 $\frac{1}{2}$; 39. (tie) Alabama, Lock Haven, Toledo and West Chester, 3; 43. (tie) Bucknell and Pittsburgh, 2; 45. (tie) Clarion, Colorado, Long Beach St., Rutgers, Slippery Rock and Southern Ill., 1 $\frac{1}{2}$; 51. (tie) Appalachian St., Army, Bloomsburg, Boise St., Cal St. Fullerton, Cleveland St., Florida, Fresno St., Northern Colo., Rider, St. Lawrence, Shippensburg, VMI, Virginia Tech and Washington, 1.

1978: 1. Iowa, 94 $\frac{1}{2}$; 2. Iowa St., 94; 3. Oklahoma St., 86 $\frac{1}{4}$; 4. Wisconsin, 77 $\frac{1}{4}$; 5. Oklahoma, 52 $\frac{1}{4}$; 6. Brigham Young, 41 $\frac{1}{2}$; 7. Lehigh, 37 $\frac{1}{2}$; 8. Oregon St., 33 $\frac{1}{4}$; 9. Cal Poly, 32 $\frac{1}{2}$; 10. Michigan, 29 $\frac{1}{4}$; 11. Syracuse, 27; 12. Arizona St., 26 $\frac{3}{4}$; 13. Ohio, 24 $\frac{3}{4}$; 14. Princeton, 21 $\frac{3}{4}$; 15. Penn St., 19 $\frac{1}{4}$; 16. Florida, 17 $\frac{1}{2}$; 17. LSU, 16; 18. Notre Dame, 15 $\frac{1}{2}$; 19. Kent St., 13; 20. Pittsburgh, 12 $\frac{1}{2}$; 21. Oregon, 11 $\frac{3}{4}$; 22. Shippensburg, 11 $\frac{1}{2}$; 23. Frank. & Marsh., 10 $\frac{1}{2}$; 24. Lock Haven, 10 $\frac{3}{4}$; 25. Kentucky, 9 $\frac{1}{2}$; 26. UCLA, 7 $\frac{3}{4}$; 27. California, 7; 28. Cleveland St., 6 $\frac{1}{2}$; 29. (tie) Columbia, Drake and Missouri, 6; 32. UNLV, 5 $\frac{1}{2}$; 33. Rhode Island, 5; 34. (tie) Auburn and Washington, 4; 36. Navy, 3 $\frac{3}{4}$; 37. (tie) Illinois, Michigan St., Virginia and William & Mary, 3 $\frac{1}{2}$; 41. (tie) Arizona, Clarion, Minnesota, Washington St. and Wilkes, 3; 46. North Carolina, 2 $\frac{1}{2}$; 47. (tie) Boise St., Chattanooga, Connecticut, Cortland St., East Stroudsburg, Hobart, Hofstra and Long Beach St., 2; 55. (tie) Bowling Green and Western Mich., 1 $\frac{3}{4}$; 57. (tie) Indiana, Nebraska, West Chester and Wyoming, 1 $\frac{1}{2}$; 61. (tie) Ball St., Idaho St., Miami (Ohio), North Carolina St., Northern Colo., Ohio St., Rider and Rutgers, 1; 69. (tie) Colorado and Maryland, 1 $\frac{1}{2}$.

1979: 1. Iowa, 122 $\frac{1}{2}$; 2. Iowa St., 88; 3. Lehigh, 69 $\frac{3}{4}$; 4. Oregon St., 60 $\frac{1}{2}$; 5. Wisconsin, 56 $\frac{1}{2}$; 6. Oklahoma St., 52 $\frac{3}{4}$; 7. Minnesota, 43 $\frac{3}{4}$; 8. Arizona St., 34 $\frac{1}{2}$; 9. Oklahoma, 31 $\frac{1}{2}$; 10. Michigan, 25; 11. Syracuse, 23 $\frac{3}{4}$; 12. UCLA, 21 $\frac{3}{4}$; 13. Clarion, 20; 14. Brigham Young, 18 $\frac{1}{2}$; 15. Cal Poly, 16 $\frac{1}{4}$; 16. Missouri, 15 $\frac{1}{2}$; 17. North Carolina, 14 $\frac{1}{2}$; 18. (tie) Oregon and Portland St., 13 $\frac{3}{4}$; 20. Arizona, 13; 21. Cleveland St., 12 $\frac{1}{4}$; 22. LSU, 11 $\frac{1}{2}$; 23. Kentucky, 11; 24. (tie) Frank. & Marsh. and Illinois, 9 $\frac{1}{2}$; 26. Bloomsburg, 9 $\frac{1}{4}$; 27. Wilkes, 8 $\frac{1}{2}$; 28. (tie) Marquette and Navy, 8; 30. North Carolina St., 7; 31. (tie) Michigan St. and Toledo, 6 $\frac{1}{4}$; 33. (tie) Auburn and Colorado St., 6; 35. Colorado, 5 $\frac{3}{4}$; 36. (tie) Central Mich., Florida, Slippery Rock and Utah St., 5 $\frac{1}{2}$; 40. Wyoming, 5; 41. Temple, 4 $\frac{1}{2}$; 42. West Virginia, 4; 43. Yale, 3 $\frac{1}{2}$; 44. Kent St., 3; 45. (tie) Rhode Island and San Jose St., 2 $\frac{3}{4}$; 47. (tie) Cal St. Fullerton, East Stroudsburg, Georgia, Miami (Ohio), UNLV and Northern Ill., 2; 53. Alabama, 1 $\frac{3}{4}$; 54. Clemson, 1 $\frac{1}{2}$; 55. (tie) Ball St., Bowling Green, Drake, Hofstra, Indiana, Middle Tenn., New Mexico, Ohio St., Pittsburgh, Weber St., West Chester, Western Mich. and William & Mary, 1; 68. (tie) East Caro. and Notre Dame, 1 $\frac{1}{2}$.

1980: 1. Iowa, 110 $\frac{3}{4}$; 2. Oklahoma St., 87; 3. Iowa St., 81 $\frac{3}{4}$; 4. Oklahoma, 67 $\frac{1}{2}$; 5. Arizona St., 56 $\frac{1}{2}$; 6. Lehigh, 56 $\frac{1}{4}$; 7. Wisconsin, 55; 8. North Carolina St., 37 $\frac{1}{4}$; 9. Oregon St., 32 $\frac{1}{2}$; 10. Kentucky, 24 $\frac{1}{4}$; 11. Oregon, 22 $\frac{3}{4}$; 12. Cal Poly, 21 $\frac{1}{2}$; 13. Colorado, 20 $\frac{1}{2}$; 14. Clemson, 20; 15. (tie) Indiana St. and UCLA, 19; 17. Clarion, 17 $\frac{1}{4}$; 18. Rider, 14 $\frac{1}{2}$; 19. (tie) Minnesota and Navy, 14; 21. (tie) Auburn and Tennessee, 13; 23. (tie) Michigan St., Old Dominion and Rhode Island, 11 $\frac{1}{2}$; 26. Temple, 11 $\frac{1}{4}$; 27. Missouri, 10 $\frac{1}{2}$; 28. Michigan, 9 $\frac{1}{2}$; 29. (tie) Bloomsburg and Cal St. Fullerton, 8 $\frac{3}{4}$; 31. Chattanooga, 8 $\frac{1}{2}$; 32. Wilkes, 8 $\frac{1}{4}$; 33. Ohio St., 6 $\frac{1}{2}$; 34. (tie) LSU and Syracuse, 6 $\frac{1}{4}$; 36. Central Mich., 6; 37. (tie) Arizona and Wyoming, 4; 39. Nebraska, 3 $\frac{3}{4}$; 40. Miami (Ohio), 3 $\frac{1}{2}$; 41. Portland St., 3 $\frac{1}{4}$; 42. (tie) Georgia, North Carolina and San Jose St., 3; 45. Penn St., 2 $\frac{3}{4}$; 46. Slippery Rock, 2 $\frac{1}{2}$; 47. Indiana, 2 $\frac{1}{4}$; 48. (tie) Air Force, Cleveland St., Frank. & Marsh., Lock Haven, Massachusetts, Princeton, Purdue and Rutgers, 2; 56. (tie) Appalachian St., Brigham Young and Ohio, 1 $\frac{3}{4}$; 59. (tie) Ball St., Colgate, Colorado St., Maryland, Middle Tenn., Northwestern and Western Mich., 1 $\frac{1}{2}$; 66. (tie) East Caro., East Stroudsburg, Illinois,

UNLV, Virginia and West Virginia, 1; 72. (tie) Hofstra, Kent St. and Washington, 1/2.

1981: 1. Iowa, 129 3/4; 2. Oklahoma, 100 1/4; 3. Iowa St., 84 3/4; 4. Oklahoma St., 68 1/2; 5. Lehigh, 38; 6. Penn St., 31 3/4; 7. Syracuse, 30 1/2; 8. Central Mich., 28 3/4; 9. Auburn, 25 3/4; 10. Oregon St., 25 1/4; 11. Arizona St., 24 1/2; 12. Northern Iowa, 22 1/4; 13. North Carolina, 22; 14. (tie) Indiana St. and Kent St., 20 3/4; 16. Clarion, 19 1/2; 17. Temple, 16 3/4; 18. (tie) Kentucky and Minnesota, 16 1/2; 20. North Carolina St., 15 3/4; 21. Portland St., 15 1/2; 22. Oregon, 15; 23. San Jose St., 14 3/4; 24. LSU, 14 1/4; 25. Michigan, 13 1/2; 26. Hofstra, 13 1/4; 27. Wisconsin, 12 3/4; 28. Michigan St., 12; 29. Missouri, 11; 30. Cleveland St., 8 1/2; 31. (tie) Frank & Marsh. and Nebraska, 8; 33. Cornell, 7 1/4; 34. Rhode Island, 6 1/4; 35. Bloomsburg, 5 1/4; 36. (tie) Indiana, Princeton and Washington St., 5; 39. Navy, 4 3/4; 40. (tie) Chattanooga and Slippery Rock, 3 1/2; 42. Boise St., 3; 43. Northwestern, 2 3/4; 44. (tie) Cal Poly, Lock Haven and Old Dominion, 2 1/2; 47. (tie) Appalachian St., Maryland, New Mexico, Ohio St., Rutgers and Wyoming, 2; 53. (tie) Citadel and James Madison, 1 3/4; 55. (tie) Columbia, Millersville and Rider, 1 1/2; 58. (tie) Army, Boston U., Clemson, Delaware, Illinois St., Southern Ill., Southern Ore. and West Chester, 1; 66. (tie) Illinois, Miami (Ohio) and Northern Ill., 1/2.

1982: 1. Iowa, 131 3/4; 2. Iowa St., 111; 3. Oklahoma, 109; 4. Oklahoma St., 71 3/4; 5. North Carolina, 47; 6. Nebraska, 40 1/4; 7. Indiana St., 33; 8. Lehigh, 31 3/4; 9. San Jose St., 26 3/4; 10. Northern Iowa, 26; 11. North Carolina St., 24 3/4; 12. Missouri, 23 1/2; 13. Bloomsburg, 23 1/4; 14. Penn St., 20 1/4; 15. Boise St., 20; 16. Minnesota, 17 3/4; 17. Navy, 17; 18. Oregon, 16 1/2; 19. Eastern Ill., 15 3/4; 20. LSU, 14 1/2; 21. Clarion, 13 1/2; 22. Wisconsin, 13; 23. New Mexico, 11 1/4; 24. (tie) Cal Poly and Michigan, 10 1/2; 26. Michigan St., 10; 27. Miami (Ohio), 9 3/4; 28. Syracuse, 9 1/2; 29. Ohio St., 7 3/4; 30. Old Dominion, 7 1/4; 31. (tie) Arizona St. and Yale, 7; 33. Tennessee, 6 1/2; 34. Brigham Young, 6 1/4; 35. (tie) Harvard and Wilkes, 6; 37. Columbia, 5 1/2; 38. Chattanooga, 5; 39. Rider, 4 1/2; 40. (tie) Army and Oregon St., 4; 42. Slippery Rock, 3 1/4; 43. Kentucky, 3; 44. (tie) Kent St. and Pittsburgh, 2 1/2; 46. (tie) Clemson and West Chester, 2; 48. Washington St., 1 3/4; 49. (tie) Cleveland St., James Madison, UNLV, Toledo, Utah St. and William & Mary, 1 1/2; 55. (tie) Boston U., Bucknell, Lock Haven, Millersville, Stanford and Youngstown St., 1; 61. (tie) Ball St., Colorado St., Idaho St. and Wyoming, 1/2.

1983: 1. Iowa, 155; 2. Oklahoma St., 102; 3. Iowa St., 94 1/4; 4. Oklahoma, 64 3/4; 5. Lehigh, 49; 6. Nebraska, 46; 7. Penn St., 33 3/4; 8. LSU, 30 1/2; 9. Cal Poly, 28 1/2; 10. Northern Iowa, 28; 11. Navy, 26; 12. Michigan St., 24 3/4; 13. Ohio St., 24 1/2; 14. (tie) Arizona St. and Chattanooga, 20 1/4; 16. North Carolina St., 16; 17. (tie) Illinois St. and North Carolina, 15; 19. (tie) Harvard and Missouri, 14 1/2; 21. Indiana St., 14; 22. Oregon St., 12 1/4; 23. Syracuse, 11 3/4; 24. Hofstra, 11 1/2; 25. Clarion, 10 1/2; 26. Wisconsin, 10; 27. Minnesota, 9 3/4; 28. (tie) Rider and Wyoming, 9 1/2; 30. Slippery Rock, 8 1/4; 31. Oregon, 7 1/2; 32. (tie) Eastern Ill. and Fresno St., 6 1/2; 34. Tennessee, 6; 35. Stanford, 5 1/2; 36. (tie) Brigham Young and UNLV, 5; 38. (tie) Michigan and Rutgers, 4 1/2; 40. Wilkes, 3 3/4; 41. (tie) Bloomsburg, Clemson, Cleveland St., San Jose St. and Weber St., 3; 46. (tie) Boise St., Illinois and New Mexico, 2 1/2; 49. (tie) Army, Cal St. Fullerton, Drexel, Duke and William & Mary, 2; 54. Northern Ill., 1 3/4; 55. (tie) Colorado St., James Madison, Old Dominion and Pittsburgh, 1 1/2; 59. (tie) Boston U., Central Mich., Kentucky, Northwestern, Purdue, Utah St. and Virginia, 1; 66. Lock Haven, 1/2.

1984: 1. Iowa, 123 3/4; 2. Oklahoma St., 98; 3. Penn St., 70 1/2; 4. Nebraska, 61; 5. Oklahoma, 51 1/2; 6. Wisconsin, 49 1/2; 7. Iowa St., 40 1/4; 8. LSU, 38 3/4; 9. Michigan St., 29 1/4; 10. Missouri, 29; 11. Northern Iowa, 28 3/4; 12. North Carolina St., 25 1/2; Oregon St., 23 1/4; 14. San Jose St., 22 1/4; 15. Lehigh, 20 1/4; 16. Arizona St., 19; 17. Princeton, 18 1/4; 18. Michigan, 18; 19. Temple, 16 3/4; 20. Miami (Ohio), 16 1/4; 21. Fresno St., 15 3/4; 22. Cal Poly, 14; 23. (tie) UNLV and Tennessee, 10 1/2; 25. (tie) Clarion and Pittsburgh, 10; 27. North Carolina, 8 1/2; 28. Lock Haven, 7 1/4; 29. Chattanooga, 6 3/4; 30. Cleveland St., 6 1/2; 31. Bloomsburg, 6 1/4; 32. Navy, 6; 33. (tie) Minnesota and Stanford, 5 1/2; 35. Boston U., 5 1/4; 36. (tie) Old Dominion and Utah St., 5; 38. (tie) New Mexico and Syracuse, 4 1/2; 40. (tie) Purdue and Washington St., 4 1/4; 42. Rider, 4; 43. Weber St., 3 1/2; 44. (tie) Cornell, Ohio St. and Shippensburg, 2 1/2; 47. (tie) Boise St., Indiana St., Kent St., Lafayette and Southern Ore., 2; 52.

(tie) Brigham Young, Clemson, Illinois St., Wyoming and Yale, 1 1/2; 57. (tie) Colorado St., Maryland, Rutgers, Virginia and Youngstown St., 1; 66. (tie) George Washington and Virginia Tech, 1/2.

1985: 1. Iowa, 145 1/4; 2. Oklahoma, 98 1/2; 3. Iowa St., 70; 4. Oklahoma St., 56; 5. Michigan, 52; 6. Arizona St., 50 3/4; 7. Penn St., 46 3/4; 8. Tennessee, 32 1/2; 9. Lehigh, 31 1/2; 10. Bloomsburg, 31; 11. Cal Poly, 30; 12. Wisconsin, 29 1/4; 13. Syracuse, 29; 14. Kent St., 27 1/2; 15. Temple, 26 1/2; 16. Princeton, 23 3/4; 17. LSU, 22; 18. Northern Iowa, 21 1/2; 19. North Carolina, 19; 20. Hofstra, 18 1/4; 21. Illinois St., 18; 22. Youngstown St., 17 1/2; 23. Missouri, 17; 24. Clarion, 16 1/4; 25. George Washington, 15 1/2; 26. Purdue, 12 3/4; 27. Rider, 12 1/2; 28. Utah St., 11 3/4; 29. Northwestern, 11 1/2; 30. Michigan St., 11; 31. Shippensburg, 10; 32. (tie) Lock Haven and Northern Ill., 8 1/2; 34. (tie) Indiana St. and Stanford, 8; 36. Eastern Ill., 7 1/2; 37. Weber St., 6 1/4; 38. (tie) Appalachian St., Fresno St. and North Carolina St., 6; 41. Nebraska, 5 1/2; 42. Army, 5; 43. West Virginia, 3 3/4; 44. (tie) Brigham Young and Minnesota, 3 1/2; 46. (tie) Clemson, Harvard, Idaho St., Ohio St. and Virginia, 3; 51. Cleveland St., 2 3/4; 52. (tie) Illinois, Morgan St. and Wyoming, 2 1/2; 55. (tie) Chattanooga, Cornell, Delaware, Navy, Oregon, Oregon St. and Seton Hall, 2; 62. Central Mich., 1 3/4; 63. Boise St., 1 1/2; 64. (tie) Maryland, Montana and Pittsburgh, 1; 67. Miami (Ohio), 1/2.

1986: 1. Iowa, 158; 2. Oklahoma, 84 3/4; 3. Oklahoma St., 77 1/4; 4. Iowa St., 71; 5. Penn St., 47 1/4; 6. North Carolina, 38 3/4; 7. Bloomsburg, 37 3/4; 8. Arizona St., 36 1/2; 9. Lehigh, 32 3/4; 10. Michigan, 32; 11. Wisconsin, 30 1/2; 12. Nebraska, 28 1/4; 13. Army, 27 3/4; 14. Syracuse, 26; 15. North Carolina St., 25 1/2; 16. Ohio St., 22 3/4; 17. Northern Iowa, 20 1/2; 18. Utah St., 19; 19. Northwestern, 17; 20. Clemson, 15 1/2; 21. Brigham Young, 15 1/4; 22. Minnesota, 14 1/2; 23. Michigan St., 14 1/4; 24. Oregon St., 14; 25. Pittsburgh, 13; 26. (tie) Miami (Ohio) and Toledo, 12 1/4; 28. Clarion, 11 1/4; 29. Stanford, 10 3/4; 30. (tie) Central Mich. and Kent St., 10 1/2; 32. (tie) Cal St. Fullerton, Indiana St., Tennessee and Wyoming, 10; 36. Indiana, 9 1/2; 37. Purdue, 9; 38. Illinois, 8 3/4; 39. (tie) Lock Haven, Maryland, West Virginia, 8 1/2; 42. Morgan St., 7 1/2; 43. (tie) Rider and Washington St., 7; 45. (tie) Boise St., Cal Poly, Delaware and Fresno St., 6 1/2; 49. (tie) Appalachian St. and South Carolina St., 5 3/4; 51. Cleveland St., 5; 52. James Madison, 4 1/2; 53. (tie) Montana St. and Navy, 4; 55. Princeton, 3 3/4; 56. (tie) Idaho St. and New Mexico, 3 1/2; 58. Wilkes, 3 1/4; 59. (tie) Bucknell, Chattanooga, East Stroudsburg, Northern Ill. and Ohio, 3; 64. (tie) Montana, Shippensburg and William & Mary, 2 1/2; 67. (tie) Drake, Missouri, Rutgers and Temple, 2; 71. (tie) UCF and Harvard, 1 1/2; 73. (tie) Eastern Ill., George Mason and Virginia Tech, 1.

1987: 1. Iowa St., 133; 2. Iowa, 108; 3. Penn St., 97 3/4; 4. Oklahoma St., 85 1/4; 5. Bloomsburg, 47 1/4; 6. Clarion, 46; 7. North Carolina, 42 3/4; 8. Edinboro, 38 1/4; 9. Arizona St., 35 3/4; 10. Lehigh, 32 1/4; 11. Wisconsin, 28 1/2; 12. Oklahoma, 28 1/4; 13. Northern Iowa, 25 1/2; 14. Nebraska, 24 1/2; 15. Pittsburgh, 23 1/2; 16. Purdue, 22 1/2; 17. Maryland, 22; 18. Northwestern, 20 1/2; 19. (tie) Michigan and Minnesota, 20; 21. North Carolina St., 16 1/2; 22. Oregon St., 16; 23. Missouri, 14 1/2; 24. Navy, 14; 25. Fresno St., 13; 26. Brigham Young, 12 1/2; 27. Central Mich., 12; 28. Ohio, 11 3/4; 29. Wilkes, 11 1/2; 30. East Stroudsburg, 10 3/4; 31. James Madison, 9; 32. Lock Haven, 8; 33. (tie) Chicago St., Slippery Rock and Utah St., 7; 36. (tie) Cleveland St. and Eastern Mich., 6 1/2; 38. (tie) Army and Montana, 6; 40. (tie) Drake, Illinois, Indiana, Michigan St. and West Virginia, 5 1/2; 45. (tie) Citadel and Eastern Ill., 5; 47. (tie) Appalachian St. and Syracuse, 4 1/2; 49. (tie) New Mexico and Virginia, 4; 51. (tie) Bucknell, Cal St. Fullerton, Central Conn. St., Princeton and Wyoming, 3; 56. (tie) Morgan St., New Hampshire and Rider, 2 1/2; 59. (tie) Boise St., Rutgers and William & Mary, 2; 62. (tie) Chattanooga, Kent St. and Ohio St., 1 1/2; 65. (tie) Boston College, Drexel and Marquette, 1.

1988: 1. Arizona St., 93; 2. Iowa, 85 1/2; 3. Iowa St., 83 3/4; 4. Oklahoma St., 80 1/2; 5. Penn St., 71 1/2; 6. Michigan, 62 1/2; 7. Edinboro, 53 1/2; 8. Oklahoma, 45; 9. Ohio St., 39 3/4; 10. North Carolina St., 36; 11. Wisconsin, 34 3/4; 12. Lock Haven, 34; 13. Northern Iowa, 31; 14. Bloomsburg, 29; 15. Pittsburgh, 26 1/4; 16. (tie) Minnesota and North Carolina, 26; 18. East Stroudsburg, 23 1/4; 19. (tie) Missouri and Oregon St., 19 1/2; 21. Wyoming, 17 1/2; 22. (tie) Lehigh and West Virginia, 16 1/2; 24. Oregon, 15 3/4; 25. Cal Poly, 12 3/4; 26. Northwestern, 12; 27. (tie) Chattanooga and

Maryland, 11 1/2; 29. Navy, 10 3/4; 30. Central Mich., 10; 31. Utah St., 9 1/2; 32. Purdue, 9; 33. Illinois, 8 1/2; 34. Fresno St., 8; 35. (tie) Cleveland St. and William & Mary, 7 1/2; 37. (tie) Clarion and Notre Dame, 6 1/2; 39. Nebraska, 6 1/4; 40. Eastern Ill., 5 1/2; 41. (tie) Brigham Young, Indiana, New Mexico and Virginia, 5; 45. Eastern Mich., 4; 46. (tie) Campbell, Citadel, Clemson and Wilkes, 3; 50. (tie) Hofstra, Ohio and Rider, 2 1/2; 53. (tie) Brown, Bucknell, Cal St. Bakersfield, Frank & Marsh., James Madison, Millersville, Morgan St., Shippensburg and Slippery Rock, 2; 62. Boston U., 1 1/2; 63. (tie) Army, George Mason, Old Dominion and Weber St., 1.

1989: 1. Oklahoma St., 91 1/4; 2. Arizona St., 70 1/2; 3. Iowa St., 63; 4. Oklahoma, 61; 5. Michigan, 53 1/4; 6. Iowa, 52 1/2; 7. Minnesota, 45 3/4; 8. Northwestern, 40 1/2; 9. Edinboro, 40; 10. Penn St., 39 3/4; 11. Wisconsin, 35 1/2; 12. North Carolina St., 32 1/4; 13. Pittsburgh, 31 1/4; 14. Northern Iowa, 30 3/4; 15. East Stroudsburg, 29 1/2; 16. Lock Haven, 28 1/2; 17. Nebraska, 28; 18. North Carolina, 27 1/4; 19. Clarion, 27; 20. Indiana, 24 3/4; 21. Notre Dame, 19; 22. Syracuse, 17 1/2; 23. Navy, 16 3/4; 24. (tie) Bucknell and Eastern Mich., 15 1/2; 26. Boise St., 15 1/2; 27. Virginia, 15; 28. (tie) Cal St. Bakersfield and Illinois, 14 1/2; 30. Fresno St., 13; 31. Bloomsburg, 12 1/2; 32. (tie) Clemson and Lehigh, 10; 34. Oregon, 8; 35. Chattanooga, 7; 36. Purdue, 6 1/2; 37. (tie) Eastern Ill. and Morgan St., 6; 39. Brigham Young, 5 1/2; 40. (tie) Columbia, New Mexico and William & Mary, 4 1/2; 43. Ohio St., 4 1/4; 44. (tie) Cal Poly and Michigan St., 4; 46. (tie) Appalachian St., Boston U., Central Conn. St. and Old Dominion, 3 1/2; 50. (tie) Army, George Mason, Missouri and Wilkes, 3; 54. (tie) Brown, Rider and West Virginia, 2 1/2; 57. (tie) Cornell, James Madison, Toledo and Wyoming, 2; 61. (tie) Drake, George Washington, Liberty, Millersville, Northern Ill. and Stanford, 1; 67. (tie) American, Cleveland St., Kent St., Southwest Mo. St. and Utah St., 1/2.

1990: 1. Oklahoma St., 117 3/4; 2. Arizona St., 104 3/4; 3. Iowa, 102 3/4; 4. Northwestern, 66 3/4; 5. Nebraska, 64 1/4; 6. Penn St., 57 1/2; 7. Oklahoma, 48 1/4; 8. Indiana, 45 1/2; 9. Iowa St., 43 1/2; 10. Minnesota, 42 1/4; 11. Northern Iowa, 40 1/2; 12. Cal St. Bakersfield, 30 1/2; 13. Navy, 29; 14. Ohio St., 27; 15. Clarion, 26 1/4; 16. North Carolina, 23 1/2; 17. Lehigh, 21 1/2; 18. West Virginia, 17 1/2; 19. Illinois, 15; 20. Cornell, 14; (tie) Bloomsburg, Stanford and Wisconsin, 13; 24. Cal St. Fullerton, 12 1/2; 25. New Mexico, 11 3/4; 26. William & Mary, 11 1/2; 27. Missouri, 11; 28. Syracuse, 9 1/2; 29. Clemson, 9; 30. (tie) Morgan St. and Oregon, 8 1/2; 32. (tie) Michigan, Notre Dame and Purdue, 8; 35. (tie) George Mason, North Carolina St. and Wyoming, 7 1/2; 38. (tie) Eastern Ill., Kent St. and Miami (Ohio), 7; 41. Lock Haven, 6; 42. Michigan St., 5 1/2; 43. Edinboro, 5; 44. Pittsburgh, 4 1/2; 45. (tie) Brigham Young and Bucknell, 4; 47. (tie) Maryland and Toledo, 3 1/2; 49. (tie) Boston U., Cal Poly, Fresno St., Old Dominion, Rider and Slippery Rock, 3; 55. (tie) Duke and Northern Ill., 2 1/2; 57. (tie) Air Force, Appalachian St., Chattanooga and VMI, 2; 61. Central Conn. St., 1 1/2; 62. Boise St., 1; 63. (tie) American and Virginia, 1/2.

1991: 1. Iowa, 157; 2. Oklahoma St., 108 3/4; 3. Penn St., 67 1/2; 4. Ohio St., 56 3/4; 5. Iowa St., 51 3/4; 6. West Virginia, 48 3/4; 7. Purdue, 39 3/4; 8. Minnesota, 39; 9. Cal St. Bakersfield, 38 1/2; 10. Nebraska, 38; 11. Northern Iowa, 37; 12. Michigan, 35 1/2; 13. Arizona St., 32 1/2; 14. Oregon, 26 1/4; 15. (tie) Syracuse and Wisconsin, 23 1/2; 17. (tie) Clarion and North Carolina St., 22; 19. Illinois, 21 1/2; 20. (tie) Old Dominion and Rider, 18 1/2; 22. Cal St. Fullerton, 17 1/2; 23. Missouri, 16 1/2; 24. North Carolina, 15 1/2; 25. Edinboro, 14 1/2; 26. Clemson, 14; 27. Pittsburgh, 12; 28. Chattanooga, 10 1/2; 29. Bucknell, 9 3/4; 30. Bloomsburg, 9; 31. Stanford, 8 3/4; 32. Miami (Ohio), 8 1/2; 33. Brown, 8; 34. Oregon St., 7; 35. Notre Dame, 7; 36. Navy, 6 1/4; 37. (tie) Eastern Ill. and Slippery Rock, 6; 39. (tie) Air Force and Cornell, 5 1/2; 41. Liberty, 5; 42. Northwestern, 4 1/2; 43. (tie) Fresno St., Millersville, Oklahoma and William & Mary, 4; 47. (tie) Lock Haven, Marquette, Michigan St. and Toledo, 3 1/2; 51. (tie) Army, Boise St., Central Conn. St. and Cleveland St., 3; 55. (tie) Chicago St., Indiana and Kent St., 2 1/2; 58. (tie) Cal Poly, Maryland, Seton Hall, Southwest Mo. St. and Wyoming, 2; 63. Wagner, 1 1/2; 64. (tie) Hofstra and Morgan St., 1; 66. Boston U., 1/2.

1992: 1. Iowa, 149; 2. Oklahoma St., 100 1/2; 3. Penn St., 89 1/4; 4. Iowa St., 72 1/4; 5. Ohio St., 64 1/2; 6. Arizona St., 63; 7. Wisconsin, 34 1/4; 8. Clarion, 33 1/2; 9. North Carolina St., 33 1/4; 10. Northern Iowa, 28 3/4;

11. Nebraska, 28; 12. Purdue, 26^{1/2}; 13. Oklahoma, 22; 14. Syracuse, 20^{1/2}; 15. Cornell, 18; 16. Missouri, 16^{1/2}; 17. Oregon St., 16^{1/4}; 18. North Carolina, 15^{1/2}; 19. (tie) Lehigh and Pittsburgh, 15; 21. (tie) Appalachian St., Maryland and Minnesota, 14^{1/2}; 24. Northwestern, 13^{3/4}; 25. (tie) Fresno St. and Michigan, 12; 27. Indiana, 11^{1/4}; 28. Chattanooga, 11; 29. Lock Haven, 10; 30. Edinboro, 9; 31. Bloomsburg, 8^{1/4}; 32. Calif. (Pa.), 7^{1/2}; 33. Brown, 7; 34. (tie) George Mason and Marquette, 6; 36. (tie) Cal St. Bakersfield, Navy, Notre Dame and Wyoming, 5^{1/2}; 40. Oregon, 5^{1/4}; 41. (tie) San Diego St. and West Virginia, 5; 43. (tie) Miami (Ohio) and Rutgers, 4^{1/2}; 45. Ohio, 3^{3/4}; 46. (tie) Boise St., Central Mich. and Rider, 3^{1/2}; 49. (tie) Brigham Young, Millersville, Stanford and Virginia, 3; 53. Cal St. Fullerton, 2^{1/2}; 54. (tie) Army, Bucknell, Cal Poly, Central Conn. St., Illinois and Morgan St., 2; 60. (tie) Air Force, Duke, Eastern Ill., Harvard, Kent St., Liberty, Michigan St. and Virginia Tech, 1^{1/2}; 68. (tie) Boston U., Cleveland St., Eastern Mich. and Pennsylvania, 1; 72. (tie) Northern Ill. and Old Dominion, 1/2.

1993: 1. Iowa, 123^{3/4}; 2. Penn St., 87^{1/2}; 3. Nebraska, 79^{1/2}; 4. Arizona St., 72^{1/2}; 5. Ohio St., 64; 6. Iowa St., 58^{3/4}; 7. North Carolina St., 38^{1/2}; 8. Fresno St., 37^{3/4}; 9. Minnesota, 36^{1/2}; 10. Cornell, 35; 11. Michigan, 34^{1/2}; 12. Michigan St., 29^{1/2}; 13. Clemson, 27^{3/4}; 14. Wisconsin, 22^{3/4}; 15. (tie) Edinboro, Lock Haven and North Carolina, 22; 18. Oregon St., 19; 19. (tie) Missouri and Seton Hall, 16^{1/2}; 21. Oklahoma, 15^{1/2}; 22. Northern Iowa, 15; 23. (tie) Illinois and Lehigh, 14; 25. West Virginia, 13^{1/4}; 26. (tie) Cal St. Fullerton and Rider, 12^{1/2}; 28. Boston U., 12; 29. Purdue, 10; 30. (tie) Maryland, Navy and Pittsburgh, 9^{1/2}; 33. Ohio, 9; 34. Southwest Mo. St., 8^{3/4}; 35. Bloomsburg, 8^{1/2}; 36. Cal Poly, 8; 37. Miami (Ohio), 7^{1/2}; 38. Marquette, 7; 39. George Mason, 6; 40. Appalachian St., 5^{1/4}; 41. (tie) Brown, Northwestern, Old Dominion and Oregon, 5; 45. (tie) Brigham Young and Calif. (Pa.), 4^{1/2}; 47. Northern Ill., 4; 48. (tie) Central Mich. and Drake, 3^{1/2}; 50. (tie) Boise St., Indiana, Rutgers and VMI, 3; 54. (tie) American, Cal St. Bakersfield, Harvard and Illinois St., 2^{1/2}; 58. (tie) Bucknell, Cleveland St., Kent St. and Millersville, 2; 62. (tie) Clarion, Duquesne, Virginia, Virginia Tech and Wyoming, 1; 67. (tie) Army, Chattanooga, Eastern Ill., Morgan St., Pennsylvania and Stanford, 1/2.

1994: 1. Oklahoma St., 94^{3/4}; 2. Iowa, 76^{1/2}; 3. Penn St., 57; 4. Oregon St., 49^{1/2}; 5. Michigan, 41; 6. North Carolina, 39; 7. Clemson, 37^{3/4}; 8. (tie) Arizona St. and Oklahoma, 36; 10. Iowa St., 32^{3/4}; 11. (tie) Fresno St. and Northern Iowa, 30; 13. Minnesota, 29^{1/4}; 15. Clarion, 24; 16. Purdue, 23; 17. Cornell, 22^{1/2}; 18. (tie) Boise St. and Missouri, 21^{1/2}; 20. Ohio, 21; 21. Old Dominion, 20^{3/4}; 22. Wyoming, 20; 23. Cal St. Fullerton, 19; 24. (tie) Boston U., Ohio St. and Pittsburgh, 18^{1/2}; 27. Cal Poly, 16^{1/2}; 28. Michigan St., 16; 29. (tie) Lock Haven and Nebraska, 14^{1/2}; 31. Oregon, 14; 32. Navy, 13; 33. Indiana, 12^{1/2}; 34. Bloomsburg, 12; 35. VMI, 11^{1/2}; 36. Northwestern, 11^{1/4}; 37. (tie) Edinboro and Illinois, 10^{1/2}; 39. Syracuse, 9^{3/4}; 40. Virginia, 9; 41. Southwest Mo. St., 8^{1/2}; 42. North Carolina St., 6^{1/2}; 43. Central Mich., 6^{1/4}; 44. Air Force, 6; 45. (tie) Lehigh and Rider, 5; 47. (tie) Bucknell and Virginia Tech, 4^{1/2}; 49. Cal St. Bakersfield, 4; 50. (tie) Brown and Chattanooga, 3^{3/4}; 52. Kent St., 3^{1/2}; 53. (tie) Maryland, Morgan St. and Rutgers, 3; 56. (tie) Army, Duke, George Mason, Illinois St., Millersville and Stanford, 2^{1/2}; 62. (tie) Frank. & Marsh., James Madison and Miami (Ohio), 2; 65. UC Davis, 1^{1/2}; 66. (tie) Calif. (Pa.), Duquesne, Liberty, Seton Hall and Slippery Rock, 1; 71. Northern Ill., 1/2.

1995: 1. Iowa, 134; 2. Oregon St., 77^{1/2}; 3. Michigan St., 69^{1/2}; 4. Arizona St., 65^{1/2}; 5. Penn St., 60^{1/2}; 6. Nebraska, 60; 7. Oklahoma St., 55^{1/2}; 8. North Carolina, 54^{1/2}; 9. Illinois, 52^{1/2}; 10. Oklahoma, 51^{1/2}; 11. Edinboro, 35; 12. Minnesota, 34^{1/2}; 13. Fresno St., 32; 14. Iowa St., 28^{1/2}; 15. Clarion, 28; 16. Northern Iowa, 25; 17. Lehigh, 24; 18. (tie) Northwestern, Seton Hall and Wisconsin, 23; 21. Ohio, 21^{1/2}; 22. (tie) Michigan and Missouri, 19; 24. (tie) Cleveland St. and Ohio St., 18^{1/2}; 26. Pittsburgh, 16; 27. Wyoming, 14; 28. Cal St. Bakersfield, 13; 29. Old Dominion, 8; 30. (tie) Bucknell and Oregon, 7^{1/2}; 32. James Madison, 7; 33. (tie) George Mason and Lock Haven, 6^{1/2}; 35. Boise St., 6; 36. (tie) Cal Poly, Purdue and Syracuse, 5^{1/2}; 39. (tie) Boston U., Georgia St., Virginia and West Virginia, 5; 43. (tie) Central Mich., Navy and North Carolina St., 4^{1/2}; 46. (tie) Bloomsburg and Indiana, 4; 48. (tie) Army, Campbell and Pennsylvania, 3; 52. VMI, 2^{1/2}; 53. (tie) Chattanooga, Eastern Ill. and Maryland, 2;

56. (tie) American, Clemson, Columbia, Drexel, Illinois St., Manhattan, Northern Ill. and Rider, 1; 67. (tie) Central Conn. St. and Duquesne, 1/2.

1996: 1. Iowa, 122^{1/2}; 2. Iowa St., 78^{1/2}; 3. Cal St. Bakersfield, 66; 4. Penn St., 65; 5. Nebraska, 61; 6. Oklahoma St., 54^{1/2}; 7. Michigan St., 53^{1/2}; 8. Oregon St., 54^{1/2}; 9. Michigan, 47; 10. Arizona St., 45; 11. Lock Haven, 43; 12. (tie) Clarion and Illinois, 42^{1/2}; 14. Ohio St., 38; 15. (tie) Wisconsin and Wyoming, 37^{1/2}; 17. Oklahoma, 36^{1/2}; 18. Northwestern, 34^{1/2}; 19. Minnesota, 32^{1/2}; 20. Indiana, 32; 21. North Carolina, 28^{1/2}; 22. Boise St., 24^{1/2}; 23. Fresno St., 19^{1/2}; 24. Pittsburgh, 19; 25. Brown, 17; 26. West Virginia, 14; 27. (tie) Eastern Mich. and Northern Iowa, 12; 29. (tie) North Carolina St. and Stanford, 11^{1/2}; 31. Purdue, 9^{1/2}; 32. Eastern Ill., 9; 33. Pennsylvania, 8; 34. Lehigh, 7^{1/2}; 35. Edinboro, 6^{1/2}; 36. Old Dominion, 6; 37. (tie) Central Mich., Ohio and Rider, 5^{1/2}; 40. UNC Greensboro, 5; 41. Cal Poly, 4^{1/2}; 42. (tie) Boston U., Cornell, Maryland, Missouri and VMI, 4; 47. (tie) Army, Bucknell, Cal St. Fullerton and Kent St., 3^{1/2}; 52. Appalachian St., 3; 53. Buffalo, 2^{1/2}; 54. (tie) Chattanooga, Georgia St. and Rutgers, 2; 57. Bloomsburg, 1^{1/2}; 58. (tie) Brigham Young, Millersville, Seton Hall and Virginia, 1; 62. (tie) Duke, George Mason and Harvard, 1/2.

1997: 1. Iowa, 170; 2. Oklahoma St., 113^{1/2}; 3. Minnesota, 71; 4. Iowa St., 70; 5. Lock Haven, 54; 6. Edinboro, 45; 7. Oklahoma, 44^{1/2}; 8. Cal St. Bakersfield, 43^{1/2}; 9. Illinois, 42^{1/2}; 10. Penn St., 40; 11. Fresno St., 35; 12. Nebraska, 34^{1/2}; 13. Ohio St., 33; 14. (tie) Clarion and Oregon, 31^{1/2}; 16. (tie) Indiana and Wisconsin, 29^{1/2}; 18. Pittsburgh, 28; 19. Lehigh, 27; 20. Arizona St., 26^{1/2}; 21. Michigan St., 25; 22. Michigan, 23^{1/2}; 23. Pennsylvania, 23; 24. North Carolina, 22; 25. Rider, 20^{1/2}; 26. Eastern Ill., 17^{1/2}; 27. West Virginia, 16; 28. Ohio, 15^{1/2}; 29. (tie) Maryland and Purdue, 13; 31. Boston U., 12^{1/2}; 32. Stanford, 10^{1/2}; 33. Cal Poly, 10; 34. Brown, 9^{1/2}; 35. Northwestern, 9; 36. Syracuse, 8; 37. Wyoming, 7^{1/2}; 38. (tie) Missouri, Navy and Virginia, 6^{1/2}; 41. (tie) Central Mich., Cornell and Northern Iowa, 6; 44. (tie) Brigham Young, Cleveland St. and Northern Ill., 5^{1/2}; 47. (tie) Army, Duke, George Mason and VMI, 5; 51. (tie) Boise St., Howard and Miami (Ohio), 4^{1/2}; 54. (tie) Georgia St., Hofstra, James Madison and Oregon St., 4; 58. (tie) Appalachian St., UNC Greensboro and Slippery Rock, 3; 61. (tie) Air Force, UC Davis, Harvard, Seton Hall and Va. Tech, 2; 66. (tie) Bloomsburg and North Carolina St., 1^{1/2}; 68. (tie) Eastern Mich. and Rutgers, 1; 70. (tie) Buffalo, Cal St. Fullerton and East Stroudsburg, 1/2.

1998: 1. Iowa, 115; 2. Minnesota, 102; 3. Oklahoma St., 99^{1/2}; 4. Penn St., 70^{1/2}; 5. Central Mich., 53; 6. Iowa St., 49^{1/2}; 7. (tie) Illinois and West Virginia, 48; 9. (tie) Ohio and Oregon St., 43^{1/2}; 11. Cal St. Bakersfield, 42^{1/2}; 12. Michigan, 39^{1/2}; 13. Michigan St., 39; 14. Fresno St., 37^{1/2}; 15. (tie) Edinboro and Oklahoma, 35^{1/2}; 17. Arizona St., 35; 18. Northwestern, 34^{1/2}; 19. Wisconsin, 34; 20. Pittsburgh, 32; 21. (tie) Nebraska and Oregon, 28; 23. Ohio St., 26; 24. (tie) Clarion and Purdue, 25; 26. Lehigh, 23; 27. Pennsylvania, 21^{1/2}; 28. Cal Poly, 13^{1/2}; 29. Harvard, 12^{1/2}; 30. (tie) Cal St. Fullerton and Northern Iowa, 12; 32. North Carolina, 11^{1/2}; 33. (tie) Brown and Lock Haven, 11; 35. (tie) Northern Ill. and Rider, 8^{1/2}; 37. Virginia, 8; 38. (tie) Bloomsburg, Syracuse and Virginia Tech, 7; 41. Missouri, 6; 42. Old Dominion, 5^{1/2}; 43. (tie) Air Force, Boise St. and Hofstra, 5; 46. (tie) East Stroudsburg, George Mason, Maryland and Navy, 4^{1/2}; 50. (tie) Army, Brigham Young, Kent St. and Wyoming, 4; 54. (tie) Eastern Ill. and North Carolina St., 3^{1/2}; 56. (tie) Boston U. and Stanford, 3; 58. (tie) Chattanooga, Cleveland St., Indiana and Rutgers, 2^{1/2}; 62. (tie) UC Davis and Drexel, 2; 64. (tie) Georgia St., Miami (Ohio) and Slippery Rock, 1^{1/2}; 67. (tie) American, Bucknell, Cornell and VMI, 1.

1999: 1. Iowa, 100^{1/2}; 2. Minnesota, 98^{1/2}; 3. Oklahoma St., 84; 4. (tie) Iowa St. and Penn St., 78^{1/2}; 6. Oklahoma, 73^{1/2}; 7. Central Mich., 67^{1/2}; 8. Cal St. Bakersfield, 58^{1/2}; 9. West Virginia, 54; 10. Boise St., 46^{1/2}; 11. Pennsylvania, 45^{1/2}; 12. Illinois, 45; 13. (tie) Arizona St. and Michigan, 39; 15. Nebraska, 37; 16. Fresno St., 34^{1/2}; 17. Northern Iowa, 32; 18. Edinboro, 27^{1/2}; 19. Lehigh, 26^{1/2}; 20. (tie) Harvard and Oregon St., 22^{1/2}; 22. Michigan St., 21^{1/2}; 23. Virginia, 20^{1/2}; 24. Indiana, 18; 25. Wisconsin, 17^{1/2}; 26. Hofstra, 16^{1/2}; 27. Clarion, 16; 28. Oregon, 15; 29. Northwestern, 13; 30. (tie) Rider and Stanford, 11^{1/2}; 32. North Carolina, 11; 33. Purdue, 10^{1/2}; 34. (tie) Eastern Ill. and VMI, 10; 36. Cornell, 9^{1/2}; 37. (tie) American and Pittsburgh, 7^{1/2}; 39. Brigham Young, 7;

40. Ohio St., 6^{1/2}; 41. Chattanooga, 6; 42. (tie) Bloomsburg and Eastern Mich., 5; 44. (tie) Brown, Cal Poly, Lock Haven and Slippery Rock, 4^{1/2}; 48. (tie) Appalachian St., Boston U., Bucknell, Cleveland St., East Stroudsburg, North Carolina St. and Northern Ill., 4; 55. Duquesne, 3^{1/2}; 56. (tie) George Mason and Wyoming, 3; 58. Cal St. Fullerton, 2^{1/2}; 59. (tie) Drexel, Navy and Old Dominion, 2; 62. (tie) Buffalo and James Madison, 1^{1/2}; 64. (tie) Air Force, Boston College, UC Davis, UNC Greensboro and Portland St., 1; 69. (tie) Kent St. and Marquette, 1/2.

2000: 1. Iowa, 116; 2. Iowa St., 109^{1/2}; 3. Minnesota, 80; 4. Oklahoma, 69^{1/2}; 5. Oklahoma St., 66^{1/2}; 6. Illinois, 59^{1/2}; 7. Lehigh, 46^{1/2}; 8. Nebraska, 45^{1/2}; 9. (tie) Pennsylvania and Wisconsin, 44; 11. Northern Iowa, 42; 12. Boise St., 41^{1/2}; 13. Michigan, 38; 14. Michigan St., 36^{1/2}; 15. Edinboro, 36; 16. (tie) Arizona St. and Penn St., 32; 18. Pittsburgh, 29^{1/2}; 19. Virginia Tech, 27^{1/2}; 20. Central Mich., 25^{1/2}; 21. Hofstra, 21^{1/2}; 22. West Virginia, 21; 23. (tie) Cal St. Bakersfield and Virginia, 20^{1/2}; 25. Boston College, 16^{1/2}; 26. (tie) Clarion and Ohio, 16; 28. Harvard, 15^{1/2}; 29. Northwestern, 15; 30. (tie) Cal St. Fullerton and North Carolina, 14^{1/2}; 32. Oregon, 13; 33. Bloomsburg, 12; 34. (tie) Cornell and Ohio St., 11^{1/2}; 36. Oregon St., 11; 37. Brigham Young, 9; 38. (tie) George Mason and Indiana, 7^{1/2}; 40. Lock Haven, 7; 41. (tie) Eastern Mich., James Madison, Missouri and North Carolina St., 6; 45. (tie) Boston U., 5^{1/2}; 46. Purdue, 5; 47. (tie) Appalachian St., Army, Fresno St., UNC Greensboro and Chattanooga, 4^{1/2}; 52. Rider, 4; 53. (tie) Buffalo and Northern Ill., 3^{1/2}; 55. (tie) Cal Poly and Stanford, 3; 57. (tie) Eastern Ill., Portland St. and VMI, 2^{1/2}; 60. (tie) Brown and Cleveland St., 2; 62. (tie) East Stroudsburg and Navy, 1^{1/2}; 64. (tie) Air Force, American, Coppin St., Kent St., Marquette and Old Dominion, 1; 70. (tie) Campbell, Duquesne and Maryland, 1/2.

2001: 1. Minnesota, 138^{1/2}; 2. Iowa, 125^{1/2}; 3. Oklahoma St., 115^{1/2}; 4. Oklahoma, 93^{1/2}; 5. Illinois, 89; 6. Iowa St., 66^{1/2}; 7. Michigan, 65^{1/2}; 8. Nebraska, 52^{1/2}; 9. Arizona St., 48; 10. (tie) Boise St. and Wisconsin, 47; 12. Edinboro, 46; 13. Lehigh, 43; 14. Fresno St., 42; 15. Michigan St., 39; 16. Ohio St., 37; 17. Indiana, 32^{1/2}; 18. Northern Iowa, 29^{1/2}; 19. Oregon St., 25^{1/2}; 20. Pennsylvania, 24^{1/2}; 21. Lock Haven, 21^{1/2}; 22. Hofstra, 19^{1/2}; 23. (tie) Army and Virginia Tech, 19; 25. (tie) Penn St., Pittsburgh and Purdue, 15^{1/2}; 28. (tie) Cal St. Bakersfield and Cornell, 12^{1/2}; 30. Navy, 12; 31. Bloomsburg, 9; 32. (tie) George Mason and Oregon, 8^{1/2}; 34. (tie) Central Mich. and Kent St., 8; 36. Ohio, 7^{1/2}; 37. Harvard, 6^{1/2}; 38. (tie) Missouri and Wyoming, 6; 40. Northern Ill., 5; 41. Rutgers, 4^{1/2}; 42. (tie) Air Force, Boston College, Clarion, Duke, James Madison and Seton Hall, 4; 48. (tie) Buffalo, North Carolina St., Old Dominion and West Virginia, 3 1/2; 52. (tie) Cal St. Fullerton, Chattanooga, Cleveland St. and Portland St., 3; 56. (tie) Brown, Maryland, Millersville and Princeton, 2^{1/2}; 60. (tie) American, Cal Poly, Eastern Mich., Rider, Slippery Rock and Virginia, 2; 66. (tie) Appalachian St. and North Carolina, 1^{1/2}; 68. (tie) Coppin St. and UNC Greensboro, 1; 70. (tie) Boston U. and UC Davis, 1/2.

2002: 1. Minnesota, 126^{1/2}; 2. Iowa St., 104; 3. Oklahoma, 101^{1/2}; 4. Iowa, 89; 5. Oklahoma St., 82^{1/2}; 6. Ohio St., 64^{1/2}; 7. Lehigh, 61^{1/2}; 8. Nebraska, 54; 9. Michigan, 51; 10. Illinois, 47^{1/2}; 11. Pennsylvania 43; 12. Arizona St., 41^{1/2}; 13. West Virginia, 38; 14. Edinboro, 33; 15. Purdue, 32^{1/2}; 16. Northern Iowa, 31; 17. Missouri, 29; 18. Cornell, 28; 19. (tie) Boise St., Fresno St. and Lock Haven, 24; 22. Air Force, 22^{1/2}; 23. Harvard, 22; 24. Oregon, 21; 25. Wisconsin, 20^{1/2}; 26. Northern Illinois, 19^{1/2}; 27. Ohio, 18^{1/2}; 28. Appalachian St., 17^{1/2}; 29. (tie) Cal Poly and Princeton, 17; 31. Oregon St., 16^{1/2}; 32. (tie) Indiana and Rutgers, 16; 34. Michigan St., 15^{1/2}; 35. Penn St., 13; 36. Navy, 11^{1/2}; 37. North Carolina, 10; 38. Hofstra, 9; 39. (tie) Central Mich. and VMI, 7^{1/2}; 41. (tie) Army, Clarion and UC Davis, 7; 44. Virginia Tech, 6^{1/2}; 45. (tie) Drexel, Pittsburgh and Virginia, 6; 48. Old Dominion, 5; 49. Cleveland St., 4; 50. (tie) Maryland and Stanford, 3^{1/2}; 52. (tie) Bloomsburg, Boston U., Cal St. Bakersfield, Duke, Eastern Ill. and Kent St., 3; 58. (tie) American, George Mason and Rider, 2^{1/2}; 61. (tie) Howard, Northwestern, Sacred Heart and Buffalo, 2; 65. (tie) Brown, Eastern Mich. and North Carolina St., 1^{1/2}; 68. (tie) Cal St. Fullerton and Campbell 1; 70. (tie) Chattanooga and Duquesne 1/2.

Wrestling

DIVISION II



2002 Championships

Highlights

Thirteen lucky for Bronchos: For Central Oklahoma, 13 was a lucky number. The Bronchos, the top-rated squad during the season, won their 13th-straight Midwest Regional during qualification for the finals. Then, Central Oklahoma claimed its 13th championship (NCAA and NAIA combined), edging two-time defending champion North Dakota State by 11½ points for the title.


The tournament, which was held March 8 and 9 in Kenosha, Wisconsin, gave Central Oklahoma its first national title since 1995.

Central Oklahoma finished with 128 points, besting North Dakota State's 116½. South Dakota State was third with 67, followed by Ashland and Nebraska-Omaha.

For the complete championship story go to the March 18, 2002 issue of The NCAA News at www.ncaa.org on the World Wide Web.

TEAM STANDINGS

1. Central Okla.....	128	18. Northern Colo.....	19
2. North Dakota St.....	116½	19. Central Mo. St.....	18
3. South Dakota St.....	67	20. Kutztown.....	14
4. Ashland.....	65½	21. Fort Hays St.....	13½
5. Neb.-Omaha.....	56	22. Mercyhurst.....	12
6. Findlay.....	54	23. Chadron St.....	10½
7. Pitt.-Johnstown.....	54	24. West Liberty St.....	4½
8. Neb.-Kearney.....	47½	25. Indianapolis.....	4
9. Western St.....	46	26. Colo. Mines.....	2½
10. Augustana (S.D.).....	45	SIU-Edwardsville.....	2½
11. Adams St.....	41½	28. Northern St.....	2
12. Central Wash.....	38	29. Truman.....	1½
13. San Fran. St.....	34	30. Minn. St. Moorhead.....	1
14. Wis.-Parkside.....	29½	Minn.-Morris.....	1
15. Minn. St. Mankato.....	27	32. Carson-Newman.....	½
St. Cloud St.....	27		
17. Gannon.....	21½		



Central Oklahoma's team celebrates its fifth championship.

Photo by Brian Gadbury/NCAA Photos

INDIVIDUAL RESULTS

125-POUND CLASS MAIN BRACKET

First round—Brandon Newill, Pitt.-Johnstown, pinned Dan Hilario, Neb.-Omaha, 4:29; Dante Lewis, Minn.-Morris, def. Brian Pitts, Adams St., 6-5; Matt Strawser, North Dakota St., def. Doug Curnes, West Liberty St., 7-2; Anthony Guillen, Western St., def. Joey Charles, Wis.-Parkside, 6-1; Bryce Abbey, Neb.-Kearney, def. Grant Strickland, Truman, 11-5; Lester Berrios, Minn. St. Mankato, def. Jim Phillips, Ashland, 11-5; Chris Saferite, Central Okla., def. Seth Groff, Chadron St., 13-7; Aron Graumann, Augustana (S.D.), def. Brian Burzynski, Kutztown, 9-6.

Quarterfinals—Newill, def. Lewis, 13-4; Guillen def. Strawser, 3-1; Abbey def. Berrios, 6-0; Saferite def. Graumann, 5-3.

Semifinals—Newill def. Guillen, 9-1; Saferite def. Abbey, 6-3.

Final—Newill pinned Saferite, 4:12.

WRESTLEBACKS

First round—Pitts def. Hilario, 18-7; Charles def. Curnes, 6-4; Phillips pinned Strickland, 1:35; Burzynski def. Groff, 8-2.

Second round—Pitts def. Graumann, 7-5; Berrios def. Charles, 4-3; Strawser def. Phillips, 5-4; Burzynski def. Lewis, 7-4.

Third round—Pitts def. Berrios, 13-4; Strawser def. Burzynski, 11-4.

Semifinals—Pitts, def. Guillen, 8-2; Abbey pinned Strawser, 1:35; **Third place:** Pitts def. Abbey, 9-7; **Fifth place:** Strawser def. Guillen, 13-6; **Seventh place:** Burzynski pinned Berrios, 6:16.

133-POUND CLASS

MAIN BRACKET

First round—Jared Haberman, Western St., def. Chris Peretti, Ashland, 2-1 (tb); Jake Thielbar, North Dakota St., def. Rob Jankowski, Wis.-Parkside, 8-6; Jimmy Melek, Adams St., def. Curry Pickard, UNC Pembroke, 20-4 (technical fall, 6:32); Luke Shaw, Central Mo. St., def. Eli

Dominguez, Neb.-Omaha, 6-5; Cole Province, Central Okla., def. Jacob Ramos, Augustana (S.D.), 7-4; Joey Simcoe, Findlay, def. Adam Keiswetter, Neb.-Kearney, 15-4; Tony Fratzke, Minn. St. Mankato, def. Josh Soupir, Southwest St., 11-2; Armando Orozco, San Fran. St., def. Kohlby O'Donnell, Kutztown, 6-3.

Quarterfinals—Haberman def. Thielbar, 4-2; Melek def. Shaw, 8-2; Province def. Simcoe, 5-4; Fratzke pinned Orozco, 2:10.

Semifinals—Melek def. Haberman, 5-2; Province def. Fratzke, 8-2.

Final—Province def. Melek, 11-3.

WRESTLEBACKS

First round—Jankowski def. Peretti, 6-4; Dominguez pinned Pickard, 5:57; Ramos def. Keiswetter, 8-5; O'Donnell def. Josh Soupir, 12-9.

Second round—Jankowski def. Orozco, 12-1; Simcoe def. Dominguez, 7-6; Shaw def. Ramos, 7-4; O'Donnell def. Thielbar, 7-1.

Third round—Simcoe def. Jankowski, by medical forfeit; Shaw def. O'Donnell, 6-5.

Semifinals—Haberman pinned Simcoe, 2:26; Fratzke def. Shaw, 6-2; **Third place**: Haberman def. Fratzke, 4-3; **Fifth place**: Shaw def. Simcoe, 4-2; **Seventh place**: O'Donnell def. Jankowski, by medical forfeit.

141-POUND CLASS

MAIN BRACKET

First round—Jason Nestor, Pitt-Johnstown, def. Drew Passley, Central Mo. St., 8-0; Ronnie Stafford, Northern Colo., def. Lincoln Thomas, Colorado Mines, 8-5; Matt Dodgen, Central Okla., pinned Jacob Squire, Mercyhurst, 0:13; Cole Dennison, Central Wash., def. Lucas Christianson, North Dakota St., 19-3 (technical fall, 6:52); Chad Flores, Neb.-Kearney, def. Jeremy Roe, South Dakota St., 3-0; Chris Shears, Ashland, def. Merrick Meyer, Truman, 4-2; Roderick Ratcliff, Neb.-Omaha, def. Shane Barnes, Adams St., 4-3; Brad Russell, Wis.-Parkside, pinned Abi Mestre, American Int'l, 4:31.

Quarterfinals—Stafford def. Nestor, 3-1 (sv); Dodgen pinned Dennison, 3:33; Shears def. Flores, 5-2; Ratcliff def. Russell, 5-2.

Semifinals—Dodgen def. Stafford, 5-3 (sv); Shears def. Ratcliff, 5-2.

Final—Dodgen def. Shears, 5-4.

WRESTLEBACKS

First round—Thomas def. Passley, 8-4; Christianson def. Squire, 7-5 (sv); Meyer def. Roe, 12-2; Barnes def. Mestre, 17-4.

Second round—Russell def. Thomas, 8-3; Christianson def. Flores, 8-6 (sv); Dennison pinned Meyer, Truman, 2:13; Barnes def. Nestor, 8-0.

Third round—Russell def. Christianson, 16-4; Dennison def. Barnes, 4-3.

Semifinals—Stafford def. Russell, 9-3; Ratcliff pinned Dennison, 5:43; **Third place**: Stafford def. Ratcliff, 2-1 (tb); **Fifth place**: Dennison def. Russell, 11-4; **Seventh place**: Barnes def. Christianson, 21-4 (technical fall, 7:00).

149-POUND CLASS

MAIN BRACKET

First round—Waylon Lowe, Findlay, def. Simon Hoepfner, Northern Colo., 11-5; Nate Peterson, Colorado Mines, def. Nathan Graumenz, SIU-Edwardsville, 15-5; Hannon Hisek, Minn. St. Mankato, def. Aaron Monseau, West Liberty St., 9-2; Brandon Pfizenmaier, Neb.-Kearney, def. Eric Pizzi, Central Mo. St., 12-5; Adrian Jiron, Western St., pinned Mitchell Napier, Indianapolis, 4:12; Brendan Bosko, Gannon, def. Collin Kelly, North Dakota St., 13-1; Ricky Garcia, San Fran. St., def. Michael Barrerger, Central Okla., 8-1; Ryan Wirtzberger, Ashland, def. Cody Ritter, Neb.-Omaha, 7-5.

Quarterfinals—Lowe def. Peterson, 7-4; Pfizenmaier def. Hisek, 8-7; Jiron def. Bosko, 6-4 (sv); Wirtzberger def. Garcia, 10-8.

Semifinals—Lowe def. Pfizenmaier, 3-2; Jiron pinned Wirtzberger, 3:32.

Final—Lowe def. Jiron, 6-5.

WRESTLEBACKS

First round—Graumenz def. Hoepfner, 12-3; Pizzi def. Monseau, 4-3; Napier def. Kelly, 13-6; Barreras pinned Ritter, 4:52.

Second round—Garcia def. Graumenz, 8-5; Bosko def. Pizzi, 11-9; Napier def. Hisek, 13-10; Barreras def. Peterson, 10-7.

Third round—Garcia def. Bosko, 4-1; Barreras def. Napier, 8-5.

Semifinals—Pfizenmaier def. Garcia, 6-3; Barreras def. Wirtzberger, 3-1 (sv); **Third place**: Pfizenmaier def. Barreras, 16-3; **Fifth place**: Garcia, def. Wirtzberger, 4-3; **Seventh place**: Napier def. Bosko, 11-5.

157-POUND CLASS

MAIN BRACKET

First round—Shad Benton, Pitt-Johnstown, def. Jared Novak, Central Wash., 10-4; Brody Olson, Northern Colo., def. Jared Lein, Central Mo. St., 3-2; Travis Koppenhafer, Adams St., def. Wes Sindlinger, Findlay, 8-5; Aaron Veskrna, South Dakota St., def. Nate Hanson, Minn. St. Moorhead, 10-4; Cory Beckman, Minn. St. Mankato, def. Nathan Gomez, Central Okla., 12-8; Gary Skoch, Ashland, def. Peter Koster, Fort Hays St., 4-3; Paul Carlson, North Dakota St., def. Dan Dempsey, Wis.-Parkside, 3-1; Luke Main, West Liberty St., pinned Josh Schommer, Chadron St., 2:23.

Quarterfinals—Benton def. Olson, 10-0; Veskrna def. Koppenhafer, 4-2; Skoch def. Beckman, 13-7; Carlson def. Main, 5-4.

Semifinals—Benton def. Veskrna, 9-5; Carlson def. Skoch, 4-3.

Final—Benton def. Carlson, 6-1.

WRESTLEBACKS

First round—Novak def. Lein, 11-5; Hanson def. Sindlinger, 12-6; Koster def. Gomez, 12-7; Schommer def. Dempsey, 11-6.

Second round—Novak def. Main, 4-3; Beckman pinned Hanson, 6:47; Koster def. Koppenhafer, 10-6; Olson def. Schommer, 6-4 (sv).

Third round—Novak def. Beckman, 9-4; Koster pinned Olson, 6:40.

Semifinals—Veskrna def. Novak, 6-0; Skoch def. Koster, 6-2; **Third place**: Veskrna def. Skoch, 3-1 (sv);

Fifth place: Koster pinned Novak, 4:53; **Seventh place**: Olson def. Beckman, 12-4.

165-POUND CLASS

MAIN BRACKET

First round—Zach Davis, Ashland, def. Tony Morgan, Carson-Newman, 4-1; Jordan Johnson, Chadron St., pinned Kurt Bohaboj, Neb.-Omaha, 5:37; Shawn Silvis, Central Okla., def. Chamie Hooks, Gannon, 15-3; Dave Vondy, Western St., def. Mike Fiedler, North Dakota St., 2-1 (tb); Todd Kirkpatrick, Augustana (S.D.), def. Kyle Smith, Central Wash., 5-1; Andy Mueller, Wis.-Parkside, def. David Lamotte, West Liberty St., 9-5; Tyler Bryant, South Dakota St., def. Riley Ross, Neb.-Kearney, 3-2; Lucas Mackesy, Findlay, def. Jason Warthan, Indianapolis, 4-3.

Quarterfinals—Davis def. Johnson, 16-5; Silvis def. Vondy, 11-6; Kirkpatrick def. Mueller, 4-3 (tb); Bryant def. Mackesy, 5-3 (tb).

Semifinals—Silvis def. Davis, 8-3; Bryant def. Kirkpatrick, 5-4.

Final—Silvis def. Bryant, 3-2.

WRESTLEBACKS

First round—Morgan def. Bohaboj, 3-1 (sv); Fiedler pinned Hooks, 1:23; Lamotte def. Smith, 10-2; Ross def. Warthan, 17-7.

Second round—Mackesy def. Morgan, 2-1; Fiedler def. Mueller, 7-3; Vondy def. Lamotte, 4-3 (tb); Ross def. Johnson, 8-1.

Third round—Fiedler pinned Mackesy, 3:25; Ross def. Vondy, 2-1.

Semifinals—Fiedler def. Davis, 10-8 (sv); Kirkpatrick def. Ross, 3-1 (tb); **Third place**: Fiedler def. Kirkpatrick, 5-3; **Fifth place**: Ross def. Davis, 9-3; **Seventh place**: Mackesy def. Vondy, 5-3.

174-POUND CLASS

MAIN BRACKET

First round—Jon Duncombe, St. Cloud St., def. James Tietema, Findlay, 5-2; Frank Kuchera, Neb.-Kearney, def. Nathan Moorman, Carson-Newman, 6-2; Todd Fuller, North Dakota St., def. Tom Bauer, Ashland, 12-2; Cory Anderson, Northern St., def. Matt Sleder, Fort Hays St., 6-4 (sv); Joe Callahan, Chadron St., def. Mike Richards, Minn. St. Moorhead, 9-2; Bob Edmonds, Neb.-Omaha, def. Randy Pyle, Pitt-Johnstown, 3-2; Zach Stephens, SIU-Edwardsville, def. Sion King, Adams St., 3-1 (sv); Tom Meester, Augustana (S.D.), pinned Nick Brumbaugh, Kutztown, 6:36.

Quarterfinals—Duncombe def. Kuchera, 3-1 (sv); Fuller def. Anderson, 11-2; Edmonds def. Callahan, Chadron St., 4-3; Meester def. Stephens, 7-2.

Semifinals—Fuller def. Duncombe, 4-2; Edmonds def. Meester, 5-3.

Final—Fuller def. Edmonds, 11-3.

WRESTLEBACKS

First round—Tietema def. Moorman, 12-3; Bauer def. Sleder, 9-5; Pyle def. Richards, 8-1; King def. Brumbaugh, 13-3.

Second round—Tietema def. Stephens, 3-2; Bauer def. Callahan, 4-2 (sv); Pyle def. Anderson, 10-4; Kuchera def. King, 3-2.

Third round—Bauer def. Tietema, 5-3; Kuchera def. Pyle, 3-1 (sv).

Semifinals—Duncombe def. Bauer, 3-1 (sv); Meester def. Kuchera, 11-3; **Third place**: Meester def. Duncombe, 7-5 (sv); **Fifth place**: Kuchera def. Bauer, 9-2; **Seventh place**: Tietema def. Pyle, 5-2.

184-POUND CLASS

MAIN BRACKET

First round—Franco Santiago, Central Wash., pinned Matt Tyrrell, Findlay, 6:46; John Rolling, Central Mo. St., def. Chris Rufo, North Dakota St., 10-6; Mauricio Wright, San Fran. St., def. David Spinelli, Gannon, 18-1 (technical fall, 5:58); Zach Stalder, Neb.-Omaha, def. Rory Herring, Wis.-Parkside, 13-5; Jeff Henning, Central Okla., def. Nate Whiting, St. Cloud St., 7-1; Chris Canale, Ashland, def. Mark Dubrovich, Colorado Mines, 7-4; Tyler Jones, South Dakota St., def. Ryan Kopiasz, Minn. St. Moorhead, 9-3; Andy Sitek, Neb.-Kearney, def. Ben McAviney, Mercyhurst, 8-4.

Quarterfinals—Santiago def. Rolling, 6-4; Wright def. Stalder, 4-2; Henning def. Canale, 8-2; Jones def. Sitek, 9-1.

Semifinals—Wright def. Santiago, 8-1; Jones def. Henning, 4-2.

Final—Wright def. Jones, 5-3.

WRESTLEBACKS

First round—Rufo def. Tyrrell, 4-2 (sv); Herring def. Spinelli, 12-5; Whiting def. Dubrovich, 2-0; Kopiasz def. McAviney, 13-7.

Second round—Rufo def. Sitek, 16-7; Herring def. Canale, 5-2; Stalder def. Whiting, 2-1 (sv); Rolling def. Kopiasz, 8-2.

Third round—Rufo pinned Herring, 1:49; Stalder def. Rolling, 7-2.

Semifinals—Rufo def. Santiago, 5-3; Henning def. Stalder, 1-0; **Third place**: Henning def. Rufo, 10-1; **Fifth place**: Stalder def. Santiago, 6-2; **Seventh place**: Rolling def. Herring, 3-2.

197-POUND CLASS

MAIN BRACKET

First round—Brian Scislo, Findlay, def. John Berry, Indianapolis, 11-3; Todd Paszek, South Dakota St., def. Jeff Rusher, Chadron St., 5-2; Muhammed Lawal, Central Okla., def. Ben Kuntz, Pitt-Johnstown, 25-8 (technical fall, 7:00); Brian Kraemer, North Dakota St., pinned Blake Wilson, Western St., 0:49; Chad Wallace, Neb.-Omaha, def. Brian King, Fort Hays St., 8-2; Justin Mautz, Mercyhurst, def. Jake Anderson, Minn. St. Moorhead, 9-0; Drew Dunbar, San Fran. St., def. Aaron Pyferoen, Minn. St. Mankato, 11-10; Luke Goral, Wis.-Parkside, def. Clell Cox, Ashland, 2-1.

Quarterfinals—Scislo def. Paszek, 4-3 (tb); Lawal def. Kraemer, 13-5; Wallace def. Mautz, 7-6; Goral def. Dunbar, 11-9 (sv).

Semifinals—Lawal pinned Scislo, 3:41; Wallace def. Goral, 7-3.

Final—Lawal def. Wallace, 8-4.

WRESTLEBACKS

First round—Rusher def. Berry, 14-5; Kuntz def. Wilson, 9-4; King def. Anderson, 6-4; Pyferoen def. Cox, 4-2.

Second round—Dunbar def. Rusher, 11-10; Mautz pinned Kuntz, 6:59; Kraemer def. King, 12-2; Paszek pinned Pyferoen, 3:44.

Third round—Mautz def. Dunbar, 13-12; Paszek pinned Kraemer, 6:59.

Semifinals—Scislo def. Mautz, 3-2; Paszek pinned Goral, 4:12; **Third place**: Paszek def. Scislo, 2-1; **Fifth place**: Mautz def. Goral, 5-3; **Seventh place**: Kraemer pinned Dunbar, 3:32.

HEAVYWEIGHT CLASS

MAIN BRACKET

First round—Josh Hendricks, Ashland, def. Dustin Darveaux, St. Cloud St., 16-8; Dupree Lacey, Central Wash., def. Ryan Deprey, Wis.-Parkside, 7-2; Nick Severson, North Dakota St., pinned Tom Poe, West Liberty St., 6:33; Baron Blanchard, Northern St., def. Cody Parks, Fort Hays St., 4-0; Cody Beguin, Chadron St., def. Evan Love, Indianapolis, 3-0; Lyncil Mitchell, Gannon, def. Jon Madsen, South Dakota St., 5-2; Willie McGowan, Central Mo. St., pinned Ryan Corn, Western St., 0:37; James Garvey, Augustana (S.D.), def. Brent Beckstein, Pitt-Johnstown, 8-3.

Quarterfinals—Lacey def. Hendricks, 3-2; Severson pinned Blanchard, 0:25; Mitchell def. Beguin, 7-2; Garvey pinned McGowan, 2:40.
Semifinals—Severson def. Lacey, 6-5; Mitchell def. Garvey, 9-1.
Final—Severson pinned Mitchell, 6:23.

WRESTLEBACKS
First round—Darveaux pinned Deprey, 0:43; Parks def. Poe, 7-5; Madsen def. Love, 5-1; Beckstein pinned Corn, Western St., 2:50.
Second round—Darveaux def. McGowan, 5-4; Beguin def. Parks, 3-1; Madsen def. Blanchard, 4-2; Hendricks def. Beckstein, 7-3.

Third round—Darveaux def. Beguin, 12-3; Hendricks def. Madsen, 9-7 (sv).
Semifinals—Darveaux def. Lacey, 16-5; Garvey pinned Hendricks, 0:56; **Third place:** Garvey def. Darveaux, 6-2; **Fifth place:** Hendricks def. Lacey, by medical forfeit; **Seventh place:** Madsen def. Beguin, 3-2.

History

Team Results

Year	Champion	Coach	Points	Runner-Up	Points	Host or Site	Finals Attendance	Championships Total Attendance
1963	Western St.	Tracey Borah	62	Southern Ill.	57	Northern Iowa	—	—
1964	Western St.	Tracey Borah	51	Colorado Mines	49	Northern Iowa	—	—
1965	Minn. St.-Mankato	Rummy Macias	57	Cal Poly	54	Colorado Mines	—	—
1966	Cal Poly	Vaughan Hitchcock	55	Wilkes	51	Minn. St.-Mankato	—	—
1967	Portland St.	Howard Westcott	86	Minn. St.-Mankato	57	Wilkes	—	—
1968	Cal Poly	Vaughan Hitchcock	91	Portland St.	62	Mankato St.	—	—
1969	Cal Poly	Vaughan Hitchcock	127	Northern Colo.	81	Cal Poly	—	—
1970	Cal Poly	Vaughan Hitchcock	82	Northern Iowa	58	Ashland	—	—
1971	Cal Poly	Vaughan Hitchcock	118	Slippery Rock	58	North Dakota St.	—	—
1972	Cal Poly	Vaughan Hitchcock	94	North Dakota St.	64 1/2	Oswego St.	—	—
				Northern Iowa	64 1/2			
1973	Cal Poly	Vaughan Hitchcock	108	Clarion	80	South Dakota St.	—	—
1974	Cal Poly	Vaughan Hitchcock	131 1/2	Northern Iowa	95 1/2	Cal St. Fullerton	—	—
1975	Northern Iowa	Chuck Patten	112	SIU-Edwardsville	71 1/2	East Stroudsburg	—	—
1976	Cal St. Bakersfield	Joe Seay	92 1/2	Chattanooga	88 1/4	North Dakota St.	—	10,598
1977	Cal St. Bakersfield	Joe Seay	107 1/4	Augustana (S.D.)	78	Northern Iowa	—	6,172
1978	Northern Iowa	Chuck Patten	124	Cal St. Bakersfield	100 1/2	Northern Iowa	—	4,137
1979	Cal St. Bakersfield	Joe Seay	112 3/4	Eastern Ill.	112 1/2	South Dakota St.	—	3,187
1980	Cal St. Bakersfield	Joe Seay	110 1/2	Northern Iowa	89	Neb.-Omaha	—	4,082
1981	Cal St. Bakersfield	Joe Seay	144 1/2	Eastern Ill.	98	UC Davis	—	3,315
1982	Cal St. Bakersfield	Joe Seay	166 1/2	North Dakota St.	78 3/4	Wis.-Parkside	—	1,279
1983	Cal St. Bakersfield	Joe Seay	107 1/2	North Dakota St.	103 3/4	North Dakota St.	—	6,405
1984	SIU-Edwardsville	Larry Kristoff	141 1/2	Cal St. Bakersfield	93	Morgan St.	—	1,879
1985	SIU-Edwardsville	Larry Kristoff	132 3/4	Neb.-Omaha	84 1/4	Wright St.	—	2,353
1986	SIU-Edwardsville	Larry Kristoff	119	Edinboro	106 1/2	SIU-Edwardsville	—	4,222
1987	Cal St. Bakersfield	T. J. Kerr	90 1/2	SIU-Edwardsville	69 1/2	SIU-Edwardsville	—	3,128
1988	North Dakota St.	Bucky Maughan	88	Neb.-Omaha	81 3/4	Neb.-Omaha	—	1,853
1989	Portland St.	Marlin Grahn	102 1/2	Ferris St.	56 1/4	Calif. (Pa.)	—	2,852
1990	Portland St.	Marlin Grahn	100 3/4	Central Okla.	96	Wis.-Parkside	—	3,421
1991	Neb.-Omaha	Mike Denney	79 1/2	Central Okla.	64	North Dakota St.	—	3,456
1992	Central Okla.	David James	91 1/2	North Dakota St.	78 1/2	Northern Colo.	—	5,837
				Portland St.	78 1/2			
1993	Central Okla.	David James	108 1/2	Neb.-Omaha	68	South Dakota St.	—	4,200
1994	Central Okla.	David James	127 1/4	Minn. St.-Mankato	65 1/2	Southern Colo.	—	4,146
1995	Central Okla.	David James	148	Neb.-Omaha	103	Neb.-Kearney	—	3,800
1996	Pitt.-Johnstown	Pat Pecora	86 1/2	Central Okla.	81 1/2	Northern Colo.	—	7,656
1997	San Fran. St.	Lars Jensen	95	Neb.-Omaha	81	North Dakota St.	1,399	4,244
1998	North Dakota St.	Bucky Maughan	112	South Dakota St.	78	Southern Colo.	4,194	13,831
1999	Pitt.-Johnstown	Pat Pecora	110	Neb.-Omaha	105 1/2	Neb.-Omaha	8,594	11,200
2000	North Dakota St.	Bucky Maughan	91 1/2	Central Okla.	75	South Dakota St.	7,362	9,011
2001	North Dakota St.	Bucky Maughan	98 1/2	South Dakota St.	91	Northern Colo.	7,365	8,910
2002	Central Okla.	David James	128	North Dakota St.	116 1/2	Wis.-Parkside	—	4,275

TEAM CHAMPIONSHIPS

Cal Poly 8, Cal St. Bakersfield 8, Central Okla. 5, North Dakota St. 4, Portland St. 3, SIU-Edwardsville 3, Northern Iowa 2, Pitt.-Johnstown 2, Western St. 2, Minn. St. Mankato, Neb.-Omaha, San Fran. St., 1 each.

TOP-10 TEAM FINISHES

	No.	Best Finish	Year
Adams St.	3	8th	1994-99
Ashland	11	4th	1985-2002
Augustana (Ill.) (Ill)	1	5th	1966
Augustana (S.D.).....	11	2nd	1977
Bloomsburg (I)	1	5th	1974
Calif. (Pa.)*.....	1	Tie 7th	1989
Cal Poly (I)	10	1st	8 times
Cal Poly Pomona*	4	1st	3 times
Cal St. Bakersfield (I).....	14	1st	8 times
Cal St. Chico*	1	6th	1991
Carson-Newman.....	3	10th	1998-99-2000
Central Mich. (I).....	1	6th	1970

	No.	Best Finish	Year
Central Okla.	14	1st	5 times
Chattanooga (I)	3	2nd	1976
Cheyney*	1	Tie 10th	1991
Clarion (I).....	2	2nd	1973
Cleveland St. (I).....	1	8th	1973
Colorado Mines.....	5	2nd	1964
Colorado St.*.....	1	2nd	1969
Cornell College (Ill)	1	5th	1963
East Stroudsburg (I)	5	Tie 5th	1971
Eastern Ill. (I).....	6	2nd	1979-81
Edinboro (I)	2	2nd	1986
Ferris St.*.....	5	2nd	1989
Findlay.....	1	6th	2002
Fort Hays St.....	2	9th	2000
Frank. & Marsh. (I).....	2	8th	1971
Fresno St. (I)	3	9th	1966
Gannon	1	7th	2001
Gettysburg (Ill)	2	Tie 7th	1966
Grand Valley St.*	3	Tie 7th	1990
Hiram*	1	10th	1963

	No.	Best Finish	Year
Humboldt St.*	3	4th	1981
Illinois St.*	2	Tie 4th	1967
Lake Superior St.*.....	3	7th	1991
Liberty*	3	5th	1986
Lycoming (Ill)	1	6th	1965
Luther (Ill).....	1	8th	1963
MacMurray (Ill).....	1	7th	1965
Maritime (N.Y.) (Ill)	1	3rd	1970
Minn. St. Mankato	21	1st	1965
Minn. St. Moorhead.....	1	5th	1969
Morgan St.*	5	4th	1984
Neb.-Kearney	6	7th	1995
Neb.-Omaha	25	1st	1991
UNC Pembroke	1	10th	1988
North Dakota	3	3rd	1990
North Dakota St.	29	1st	1988-98-2000-01
Northern Colo.	10	3rd	1991
Northern Ill. (I)	1	4th	1965
Northern Iowa (I)	17	1st	1975-78

	No.	Best Finish	Year
Northern Mich.*	6	5th	1980-84
Northwest Mo. St.*	1	9th	1964
Old Dominion (I)	1	Tie 6th	1969
Oswego St. (III)	1	9th	1969
Pitt.-Johnstown	13	1st	1996-99
Portland St. (I)	11	1st	3 times
St. Cloud St.	5	7th	1983
St. Olaf (III)	1	Tie 10th	1964
San Fran. St.	11	1st	1997
Seattle Pacific*	2	7th	1972

	No.	Best Finish	Year
Sewanee*	1	9th	1963
SIU-Edwardsville	17	1st	3 times
Slippery Rock (I)	2	2nd	1971
South Dakota St.	31	2nd	1998-2001
Southern Colo.	5	4th	1999
Southern Ill.*	2	2nd	1963
Springfield (III)	5	8th	1970-79
Truman	1	Tie 10th	1968
Upper Iowa (III)	1	Tie 8th	1968
West Chester*	2	5th	1964

	No.	Best Finish	Year
Western St.	12	1st	1963-64
Western Ill.*	1	10th	1972
West Liberty St.	3	6th	1996
Wheaton (III.) (III)	2	6th	1963
Wilkes (III)	8	2nd	1966
Wis.-Parkside	4	6th	1990
Wright St.*	1	10th	1985

*No longer sponsors wrestling
(I) Now a Division I team
(III) Now a Division III team

INDIVIDUAL CHAMPIONSHIPS

Cal St. Bakersfield 30, North Dakota St. 29, Central Okla. 29, Portland St. 24, Northern Iowa 22, South Dakota St. 21, SIU-Edwardsville 19, Cal Poly 18, Minn. St. Mankato 18, Neb.-Omaha 16, Pitt.-Johnstown 10, San Fran. St. 10, Western St. 9, Augustana (S.D.) 8, Colo. Mines 7, Eastern Ill. 7, Northern Colo. 7, Southern Ill. 7, Chattanooga 6, Edinboro 5, Slippery Rock 5, Central Mo. St. 4, Frank & Marsh. 4, Morgan St. 4, Wilkes 4, Ashland 3, Bloomsburg 3, Clarion 3, Fresno St. 3, Grand Valley St. 3, Lake Superior St. 3, North Dakota 3, Northern Mich. 3, Old Dominion 3, Southern Colo. 3, West Liberty St. 3, Albany (N.Y.) 2, Brockport St. 2, Calif. (Pa.) 2, East Stroudsburg 2, Gettysburg 2, Humboldt St. 2, Illinois St. 2, Lycoming 2, Northwest Mo. St. 2, Springfield 2, Tampa 2, Western Ill. 2, Wis.-Parkside 2, Adam St., Augustana (III.), Carson-Newman, Cornell College, Findlay, Gannon, Jacksonville St., Neb.-Kearney, Liberty, MacMurray, Maritime (N.Y.), Montana, Minn. St. Moorhead, Northern Ill., Oswego St., St. Cloud St., St. Olaf, Southern Colo., Southwest St., Truman, West Chester, Wheaton (III.), Winston-Salem, 1 each.

Championships Records

NUMBER OF INDIVIDUAL CHAMPIONS, YEAR

5—Portland St., 1989.
4—Southern Ill., 1963; Cal Poly, 1969; Cal St. Bakersfield, 1981-82; SIU-Edwardsville, 1984; Portland St., 1990; Central Okla., 1994; North Dakota St., 2000; Central Okla., 2002.
3—Southern Ill., 1964; Portland St., 1967; Cal Poly, 1968; Northern Iowa, 1974-75-78; Cal St. Bakersfield, 1976-79-86-87; Chattanooga, 1976; Neb.-Omaha, 1983; SIU-Edwardsville, 1985-86; Edinboro, 1986; Central Okla., 1990-92-93-94-95-96; San Fran. St., 1997; Pitt.-Johnstown, 1999; North Dakota St., 2001.

REPEAT CHAMPIONS

4—Dan Russell, Portland St. (150-pound 1988-89, 158-pound 1990, 167-pound 1991); Tim Wright, SIU-Edwardsville (118-pound 1984-85-86-87).
3—John Azevedo, Cal St. Bakersfield (118-pound 1978, 126-pound 1979-80); Randy Batten, Chattanooga (118-pound 1975-76, 126-pound 1977); Gary Bentrim, Northern Iowa (142-pound 1976-77, 158-pound 1978); Jerry Best, Central Okla. (142-pound 1994-95-96); Tony Champion, Portland St. (177-pound 1989-90-91); Adam Cuestas, Cal St. Bakersfield (118-pound 1981-82-83); Stan Dziedzic, Slippery Rock (150-pound 1970-71, 158-pound 1972); Todd Fuller, North Dakota St. (174-pound, 2000-01-02); Carlton Haselrig, Pitt.-Johnstown (heavyweight 1987-88-89); Brian Kapusta, North Dakota St. (118-pound 1993-94-95); Broderick Lee, Portland St. (118-pound 1989-90, 126-pound 1992); Kirk Myers, Northern Iowa (190-pound 1978-79-80); James Sisson, Portland St. (134-pound 1989, 142-pound 1990-92).

Most Outstanding Wrestler Award

1966 Warren Crow, Albany (N.Y.), 123
1967 Rich Sanders, Portland St., 115

1968 Rich Sanders, Portland St., 123
1969 Carl Ragland, Old Dominion, 152
1970 Terry Hall, Cal Poly, 118

1971 Stan Dziedzic, Slippery Rock, 150
1972 Wade Schalles, Clarion, 150
1973 Larry Morgan, Cal Poly, 134
1974 Floyd Hitchcock, Bloomsburg, 177
1975 Randy Batten, Chattanooga, 118

1976 Rick Jensen, South Dakota St., 126
1977 Franc Affentranger, Cal St. Bakersfield, 134
1978 John Azevedo, Cal St. Bakersfield, 118
1979 Joe Gonzales, Cal St. Bakersfield, 118
1980 Brian Parlet, Augustana (S.D.), 177

1981 Dan Cuestas, Cal St. Bakersfield, 126
1982 Mike Langlais, North Dakota St., 142
1983 Jessie Reyes, Cal St. Bakersfield, 142
1984 John Davis, Morgan St., 158
1985 Koln Knight, Augustana (S.D.), 190
1986 Koln Knight, Augustana (S.D.), 190
1987 Tim Wright, SIU-Edwardsville, 118
1988 Carlton Haselrig, Pitt.-Johnstown, Hwt
1989 Dan Russell, Portland St., 150
1990 Dan Russell, Portland St., 158

1991 Dan Russell, Portland St., 167
1992 Mike Leberknight, Northern Colo., 177
1993 Glen Frank, Colorado Mines, 134
1994 Brian Melchiori, Central Okla., 126
1995 Brian Kapusta, North Dakota St., 118

1996 Chad Lamer, South Dakota St., 190
1997 Nate Hendrickson, Minn. St. Moorhead, 167
1998 Travis King, South Dakota St., 150
1999 Jody Strittmatter, Pitt.-Johnstown, 125
2000 Kris Nelson, North Dakota St., 133

2001 Steve Saxlund, North Dakota St., 184
2002 Todd Fuller, North Dakota St., 174

Individual Champions

125-POUND WEIGHT CLASS

1999 Jody Strittmatter, Pitt.-Johnstown
2000 Mark Dodgen, Central Okla.
2001 Adam Mars, Adams St.
2002 Brandon Newill, Pitt.-Johnstown

133-POUND WEIGHT CLASS

1999 John Strittmatter, Pitt.-Johnstown
2000 Kris Nelson, North Dakota St.
2001 Cole Province, Central Okla.
2002 Cole Province, Central Okla.

141-POUND WEIGHT CLASS

1999 Braumon Creighton, Neb.-Omaha
2000 Paul Konechne, South Dakota St.
2001 Paul Konechne, South Dakota St.
2002 Matt Dodgen, Central Okla.

149-POUND WEIGHT CLASS

1999 Chris Currier, Southern Colo.
2000 Lazaro Reinoso, Carson-Newman
2001 Nick Spencer, West Liberty St.
2002 Waylon Lowe, Findlay

157-POUND WEIGHT CLASS

1963 Tom Jarman, Wheaton (III.)
1964 Roger Sanders, West Chester
1965 Jim Burke, San Fran. St.
1999 Scott Hewitt, Northern Colo.
2000 Wayne Mooney, North Dakota St.

2001 Matt Petsinger, Minn. St. Mankato
2002 Shad Benton, Pitt.-Johnstown

165-POUND WEIGHT CLASS

1999 Troy Barbush, Pitt.-Johnstown
2000 Titus Taylor, SIU-Edwardsville
2001 Dave Vondy, Western St.
2002 Shawn Silvis, Central Okla.

174-POUND WEIGHT CLASS

1999 Trent Monlux, Southern Colo.
2000 Todd Fuller, North Dakota St.
2001 Todd Fuller, North Dakota St.
2002 Todd Fuller, North Dakota St.

184-POUND WEIGHT CLASS

1999 Edwin Lorne, Central Okla.
2000 Steve Saxlund, North Dakota St.
2001 Steve Saxlund, North Dakota St.
2002 Mauricio Wright, San Fran. St.

197-POUND WEIGHT CLASS

1999 Jeremiah Constant, Central Okla.
2000 Terry Tuzzulino, San Fran. St.
2001 Doug Joseph, Gannon
2002 Muhammed Lawal, Central Okla.

HEAVYWEIGHT CLASS

1963 Larry Kristoff, Southern Ill.
1964 Larry Kristoff, Southern Ill.
1965 Neal McDonald, Northern Ill.
1966 Tom Beeson, Western St.
1967 Bob Kellogg, MacMurray

1968 Kent Osboe, Northern Iowa
1969 Kent Osboe, Northern Iowa
1970 Rich Schumacker, East Stroudsburg
1971 Tim Kopitar, Cal Poly
1972 Mike McCready, Northern Iowa

1973 Gil Domiani, Northern Mich.
1974 Jim Woods, Western Ill.
1975 Randy Omvig, Northern Iowa
1976 Bill Van Worth, Cal St. Bakersfield
1977 Dave Klemm, Eastern Ill.

1978 Jeff Blatnick, Springfield
1979 Jeff Blatnick, Springfield
1980 Ron Essink, Grand Valley St.
1981 Mike Howe, Northern Mich.
1982 Mark Rigatuso, Neb.-Omaha

1983 Mark Rigatuso, Neb.-Omaha
1984 Morris Johnson, San Fran. St.
1985 Keith Hanson, Augustana (S.D.)
1986 Dean Hall, Edinboro
1987 Carlton Haselrig, Pitt.-Johnstown

1988 Carlton Haselrig, Pitt.-Johnstown
1989 Carlton Haselrig, Pitt.-Johnstown
1990 Matt Blevin, San Fran. St.
1991 Luke Parham, Humboldt St.
1992 Jason Bingaman, Lake Superior St.

1993 Jason Bingaman, Lake Superior St.
1994 Jim Bezolite, Wis.-Parkside
1995 Tony Kenning, Minn. St. Mankato
1996 Tony Kenning, Minn. St. Mankato
1997 Ryan Resel, South Dakota St.

1998 Ryan Resel, South Dakota St.
1999 Shane Carwin, Western St.
2000 Jon Madsen, South Dakota St.
2001 Nick Severson, North Dakota St.
2002 Nick Severson, North Dakota St.

(Note: These weight classes are no longer contested.)

115-POUND WEIGHT CLASS

1963 Van Doughty, Western St.
1964 Terry Finn, Southern Ill.
1965 Steve Johansen, Fresno St.

1966 Michael Remer, Cal Poly
1967 Rich Sanders, Portland St.
1968 Curt Alexander, Truman
1969 Terry Hall, Cal Poly

118-POUND WEIGHT CLASS

1970 Terry Hall, Cal Poly
1971 Gary McBride, Cal Poly
1972 Bruce Biondi, Brockport St.
1973 Jack Spates, Slippery Rock
1974 Terrence Perdew, Old Dominion

1975 Randy Batten, Chattanooga
1976 Randy Batten, Chattanooga
1977 Brent Hagen, Minn. St. Mankato
1978 John Azevedo, Cal St. Bakersfield
1979 Joe Gonzales, Cal St. Bakersfield

1980 Joe Gonzales, Cal St. Bakersfield
1981 Adam Cuestas, Cal St. Bakersfield
1982 Adam Cuestas, Cal St. Bakersfield
1983 Adam Cuestas, Cal St. Bakersfield
1984 Tim Wright, SIU-Edwardsville

1985 Tim Wright, SIU-Edwardsville
1986 Tim Wright, SIU-Edwardsville
1987 Tim Wright, SIU-Edwardsville
1988 Roger Singleton, Grand Valley St.
1989 Broderick Lee, Portland St.

1990 Broderick Lee, Portland St.
1991 Donnell Rawls, Winston-Salem
1992 Randy Zellner, Central Okla.
1993 Brian Kapusta, North Dakota St.
1994 Brian Kapusta, North Dakota St.

1995 Brian Kapusta, North Dakota St.
1996 Scott Goodale, Colorado Mines
1997 Damon Broadbent, San Fran. St.
1998 Jody Stritmatter, Pitt.-Johnstown

123-POUND WEIGHT CLASS

1963 Terry Finn, Southern Ill.
1964 Howard Gangestad, Minn. St. Mankato
1965 Howard Gangestad, Minn. St. Mankato
1966 Warren Crow, Albany (N.Y.)
1967 Warren Crow, Albany (N.Y.)

1968 Rich Sanders, Portland St.
1969 John Walter, Oswego St.

126-POUND WEIGHT CLASS

1970 Larry Wagner, Northern Colo.
1971 Chris Black, Frank. & Marsh.
1972 Chris Black, Frank. & Marsh.
1973 Phil Reimnitz, North Dakota St.
1974 Tom Garcia, Northern Iowa

1975 Alex Gonzales, San Fran. St.
1976 Rick Jensen, South Dakota St.
1977 Randy Batten, Chattanooga
1978 Sam Harriman, Augustana (S.D.)
1979 John Azevedo, Cal St. Bakersfield

1980 John Azevedo, Cal St. Bakersfield
1981 Dan Cuestas, Cal St. Bakersfield
1982 Dan Cuestas, Cal St. Bakersfield
1983 Don Stevens, SIU-Edwardsville
1984 Don Stevens, SIU-Edwardsville

1985 Anthony Amado, Portland St.
1986 Alan Grammer, SIU-Edwardsville
1987 Haig Brown, Portland St.
1988 Rick Goeb, North Dakota St.
1989 Mark Burrell, Central Mo. St.

1990 Mark Burrell, Central Mo. St.
1991 Phil Johns, SIU-Edwardsville
1992 Broderick Lee, Portland St.
1993 Jeff Sill, Neb.-Omaha
1994 Brian Melchiori, Central Okla.

1995 Brian Melchiori, Central Okla.
1996 Lee Schickel, Pitt.-Johnstown
1997 Adam Feldman, South Dakota St.
1998 Matt Goodson, Central Okla.

130-POUND WEIGHT CLASS

1963 Dee Brainerd, South Dakota St.
1964 Dave Linder, Colorado Mines
1965 Dale Stryker, Western St.
1966 Bob Soulek, Minn. St. Mankato
1967 Bob Soulek, Minn. St. Mankato

1968 Glen Younger, Western St.
1969 Len Groom, Northern Colo.

134-POUND WEIGHT CLASS

1970 Stan Zeamer, Northwest Mo. St.

1971 Ken Stockdale, Minn. St. Mankato
1972 Rod Irwin, Slippery Rock
1973 Larry Morgan, Cal Poly
1974 Jim Miller, Northern Iowa

1975 Jim Miller, Northern Iowa
1976 Jack Eustice, Minn. St. Mankato
1977 Franc Affentranger, Cal St. Bakersfield
1978 Frank Gonzales, Neb.-Omaha
1979 Bob McGuinn, Eastern Ill.

1980 Craig Jordan, Minn. St. Mankato
1981 Mark Bower, Augustana (S.D.)
1982 Mike Garcia, Central Mo. St.
1983 Steve Carr, North Dakota St.
1984 Steve Markey, Cal St. Bakersfield

1985 Alan Grammer, SIU-Edwardsville
1986 Steve Stearns, SIU-Edwardsville
1987 Pat Dorn, South Dakota St.
1988 Pat Dorn, South Dakota St.
1989 James Sisson, Portland St.

1990 Mike Pantoya, Northern Colo.
1991 Mike Pantoya, Northern Colo.
1992 Lloyd Wurm, North Dakota St.
1993 Glen Frank, Colorado Mines
1994 Ryan Martin, Central Okla.

1995 Mike Keim, Central Okla.
1996 Corey Kline, Ashland
1997 George Thompson, North Dakota St.
1998 Brauman Creighton, Neb.-Omaha

137-POUND WEIGHT CLASS

1963 Bill Dotson, Northern Iowa
1964 Bob Hollingshead, Western St.
1965 Ronald Knoebel, Lycoming
1966 Robert Palmer, Montana
1967 Masaru Yatabe, Portland St.

1968 Masaru Yatabe, Portland St.
1969 Paul Stehman, Northwest Mo. St.
1970 Lester Bright, Old Dominion

142-POUND WEIGHT CLASS

1971 Jim Guizzotti, Ashland
1972 Glenn Anderson, Cal Poly
1973 Lee Petersen, North Dakota St.
1974 Ken Snyder, Northern Iowa
1975 Ken Snyder, Northern Iowa

1976 Gary Bentrim, Northern Iowa
1977 Gary Bentrim, Northern Iowa
1978 Ralph McCausland, Eastern Ill.
1979 Tom Gongora, Cal St. Bakersfield
1980 Steve Spangenberg, Northern Mich.

1981 Ryan Kaufman, Neb.-Omaha
1982 Mike Langlais, North Dakota St.
1983 Jessie Reyes, Cal St. Bakersfield
1984 Jessie Reyes, Cal St. Bakersfield
1985 Eric Lessley, Humboldt St.

1986 Greg Wright, Edinboro
1987 Junior Saunders, Cal St. Bakersfield
1988 Warren Stewart, Liberty
1989 Travis West, Portland St.
1990 James Sisson, Portland St.

1991 Scott Ruff, Neb.-Omaha
1992 James Sisson, Portland St.
1993 Todd Drake, Central Okla.
1994 Jerry Best, Central Okla.
1995 Jerry Best, Central Okla.

1996 Jerry Best, Central Okla.
1997 Jason Reitmeier, Augustana (S.D.)
1998 Troy Szydel, Minn. St. Mankato

145-POUND WEIGHT CLASS

1966 Dennis Downing, Cal Poly
1967 Bob Wendel, Minn. St. Mankato
1968 Kent Wyatt, Cal Poly
1969 Chuck Seal, Portland St.

147-POUND WEIGHT CLASS

1963 Jim Sanford, Northern Iowa
1964 Richard Hickman, Colorado Mines
1965 Joe Bavaro, Gettysburg

150-POUND WEIGHT CLASS

1970 Stan Dziedzic, Slippery Rock
1971 Stan Dziedzic, Slippery Rock
1972 Wade Schalles, Clarion
1973 Glenn Anderson, Cal Poly
1974 Bill Luckenbaugh, East Stroudsburg

1975 Randy Watts, Bloomsburg
1976 Dan Houtchens, Cal St. Bakersfield

1977 Mark Reimnitz, North Dakota St.
1978 Kirk Simet, South Dakota St.
1979 Scott Madigan, Minn. St. Mankato

1980 Ken Gallagher, Northern Iowa
1981 Glenn Cooper, Cal St. Bakersfield
1982 Gary Erwin, Jacksonville St.
1983 Mark Manning, Neb.-Omaha
1984 Mike Langlais, North Dakota St.

1985 Mark Manning, Neb.-Omaha
1986 Bob Kauffman, Edinboro
1987 Kip Kristoff, SIU-Edwardsville
1988 Dan Russell, Portland St.
1989 Dan Russell, Portland St.

1990 Johnny Nimmo, Central Okla.
1991 Ali Amiri Eliasi, Neb.-Kearney
1992 Dax Charles, Southern Colo.
1993 Jim Gale, Minn. St. Mankato
1994 Haig Brown, Portland St.

1995 Brian Zanders, Neb.-Omaha
1996 Shawn Bateman, Central Okla.
1997 James Branch, West Liberty St.
1998 Travis King, South Dakota St.

152-POUND WEIGHT CLASS

1966 Joe Bavaro, Gettysburg
1967 Clarence Seal, Portland St.
1968 John Finch, Cal Poly
1969 Carl Ragland, Old Dominion

158-POUND WEIGHT CLASS

1970 Don Dixon, Maritime (N.Y.)
1971 Clint Young, Northern Iowa
1972 Stan Dziedzic, Slippery Rock
1973 Wade Schalles, Clarion
1974 Cliff Hatch, Cal Poly

1975 Turner Jackson, Chattanooga
1976 Turner Jackson, Chattanooga
1977 Ed Torrejon, Eastern Ill.
1978 Gary Bentrim, Northern Iowa
1979 Bob Holland, Eastern Ill.

1980 William Smith, Morgan St.
1981 Perry Shea, Cal St. Bakersfield
1982 Perry Shea, Cal St. Bakersfield
1983 John Davis, Morgan St.
1984 John Davis, Morgan St.

1985 Mike Haehsy, Edinboro
1986 Pat Huyck, Cal St. Bakersfield
1987 Kory Mosher, North Dakota
1988 Kory Mosher, North Dakota
1989 Tim Briggs, North Dakota

1990 Dan Russell, Portland St.
1991 Chris Mihlfeld, Central Mo. St.
1992 Keith Cunningham, Central Okla.
1993 Wes White, Central Okla.
1994 Wes White, Central Okla.

1995 Gene Hanemann, St. Cloud St.
1996 Mark Cunningham, Central Okla.
1997 Greg Jackson, San Fran. St.
1998 Mark Pazdernik, North Dakota St.

160-POUND WEIGHT CLASS

1966 John Carr, Wilkes
1967 Don Morrison, Colorado Mines
1968 Joe Wiendl, Wilkes
1969 Joe Wiendl, Wilkes

167-POUND WEIGHT CLASS

1963 Jim Gass, Cornell College
1964 Don Millard, Southern Ill.
1965 John Carr, Wilkes
1966 William Bachardy, Lycoming
1967 Mike Gallego, Fresno St.

1968 Mike Gallego, Fresno St.
1969 John Woods, Cal Poly
1970 Eric Bates, Illinois St.
1971 John Stevenson, Frank. & Marsh.
1972 John Stevenson, Frank. & Marsh.

1973 Bill Simpson, Clarion
1974 Ron Sheehan, Bloomsburg
1975 Lloyd Teasley, San Fran. St.
1976 Bill Mitchell, Central Okla.
1977 Florencio Rocha, Cal St. Bakersfield

1978 Keith Poolman, Northern Iowa
1979 Mike Abrams, Grand Valley St.
1980 Jon Lundberg, Augustana (S.D.)
1981 Mark Gronowski, Eastern Ill.
1982 Mike Cribbs, Lake Superior St.

- 1983 Greg Veal, Morgan St.
 1984 Dave Cornemann, South Dakota St.
 1985 Matt Furey, Edinboro
 1986 Darryl Pope, Cal St. Bakersfield
 1987 Marty Morgan, North Dakota St.
 1988 Mark Kristoff, SIU-Edwardsville
 1989 Ted Price, Wis.-Parks
 1990 Howard Moore, Central Okla.
 1991 Dan Russell, Portland St.
 1992 Howard Moore, Central Okla.
 1993 Keith Cunningham, Central Okla.
 1994 Justin Smith, Minn. St. Mankato
 1995 Raphael Kizsee, Neb.-Omaha
 1996 Roy Dillow, Colorado Mines
 1997 Nate Hendrickson, Minn. St. Moorhead
 1998 Steve Saxlund, North Dakota St.

177-POUND WEIGHT CLASS

- 1963 Ken Houston, Southern Ill.
 1964 Dave Schmidt, St. Olaf
 1965 Phillip Sullivan, Cal Poly
 1966 Don Parker, Northern Iowa
 1967 Don Parker, Northern Iowa
 1968 Larry Amundson, Minn. St. Mankato
 1969 Ken Bos, Cal Poly
 1970 Don Trapp, South Dakota St.
 1971 Bill Demaray, North Dakota St.
 1972 Bill Demaray, North Dakota St.
 1973 Jim Kulpa, Western Ill.
 1974 Floyd Hitchcock, Bloomsburg
 1975 Gary Christensen, Minn. St. Mankato
 1976 David Weeks, Chattanooga
 1977 Jeff Hoherts, South Dakota St.
 1978 Steve Draper, Cal St. Bakersfield
 1979 Mark Hattendorf, SIU-Edwardsville
 1980 Brian Parlet, Augustana (S.D.)
 1981 Jeff Hohertz, South Dakota St.
 1982 Mark Loomis, Cal St. Bakersfield
 1983 Scott Mansur, Portland St.
 1984 Booker Benford, SIU-Edwardsville
 1985 Booker Benford, SIU-Edwardsville
 1986 Marvin Jones, Cal St. Bakersfield
 1987 Darryl Pope, Cal St. Bakersfield
 1988 R. J. Nebe, Neb.-Omaha
 1989 Tony Champion, Portland St.
 1990 Tony Champion, Portland St.
 1991 Tony Champion, Portland St.
 1992 Mike Leberknight, Northern Colo.
 1993 Mike Leberknight, Northern Colo.
 1994 Chad Lamer, South Dakota St.
 1995 Chad Lamer, South Dakota St.
 1996 Scott Shipman, West Liberty St.
 1997 Corry Royal, Neb.-Omaha
 1998 John Simpson, Colorado Mines

190-POUND WEIGHT CLASS

- 1970 Regen Beers, Brockport St.
 1971 Bob Backlund, North Dakota St.
 1972 Fletcher Carr, Tampa
 1973 Fletcher Carr, Tampa
 1974 Keith Leland, Cal Poly
 1975 Brad Rheingans, North Dakota St.
 1976 Mike Bull, Cal St. Bakersfield
 1977 Jerry Washington, SIU-Edwardsville
 1978 Kirk Myers, Northern Iowa
 1979 Kirk Myers, Northern Iowa
 1980 Kirk Myers, Northern Iowa
 1981 Geno Savegnago, Eastern Ill.
 1982 Jeff Esmont, Ashland
 1983 Greg Wilcox, Neb.-Omaha
 1984 Ernie Badger, SIU-Edwardsville
 1985 Koln Knight, Augustana (S.D.)
 1986 Koln Knight, Augustana (S.D.)
 1987 Eric Mittlestead, Cal St. Bakersfield
 1988 Ken Hackman, Calif. (Pa.)
 1989 Ken Hackman, Calif. (Pa.)
 1990 Greg Oplotnik, Central Okla.
 1991 Pat Genzler, Neb.-Omaha
 1992 Trevor Clark, SIU-Edwardsville
 1993 Brian Loeffler, South Dakota St.
 1994 Justin Blasius, South Dakota St.
 1995 Ryan Wolters, North Dakota St.
 1996 Chad Lamer, South Dakota St.
 1997 Lee Lofton, San Fran. St.
 1998 Link Steffen, Southwest St.

191-POUND WEIGHT CLASS

- 1963 Roger Plapp, Southern Ill.
 1964 Al Rozman, Western St.
 1965 Al Rozman, Western St.
 1966 Fred Johnson, Augustana (Ill.)
 1967 Willie Williams, Illinois St.
 1968 Tom Kline, Cal Poly
 1969 Tom Kline, Cal Poly

All-Time Team Results

1963: 1. Western St., 62; 2. Southern Ill., 57; 3. Northern Iowa, 47; 4. South Dakota St., 31; 5. Cornell College, 27; 6. Wheaton (Ill.), 22; 7. Minn. St. Mankato, 12; 8. Luther, 11; 9. Sewanee, 9; 10. Hiram, 8; 11. (tie) Lycoming and Wartburg, 6; 13. Colorado Mines, 5; 14. (tie) Long Beach St. and Rochester Inst., 4; 16. North Central, 3.

1964: 1. Western St., 51; 2. Colorado Mines, 49; 3. Southern Ill., 46; 4. Minn. St. Mankato, 37; 5. West Chester, 23; 6. Northern Iowa, 17; 7. Eastern Ill., 16; 8. Cal Poly Pomona, 15; 9. Northwest Mo. St., 14; 10. (tie) St. Olaf and Wheaton (Ill.), 12; 12. (tie) C.W. Post and Lycoming, 11; 14. (tie) Cornell College and Wilkes, 9; 16. Luther, 8; 17. (tie) Augustana (Ill.) and Fresno St., 7; 19. Morgan St., 6; 20. Montclair St., 5; 21. (tie) Northern Ill., Oswego St. and South Dakota St., 3; 24. (tie) Hiram, Idaho St.,oras, Macalester and New York U., 2; 29. (tie) Grinnell and Sewanee, 1.

1965: 1. Minn. St. Mankato, 57; 2. Cal Poly, 54; 3. Western St., 44; 4. Northern Ill., 30; 5. South Dakota St., 18; 6. Lycoming, 17; 7. MacMurray, 16; 8. San Fran. St., 15; 9. Wilkes, 14; 10. (tie) Colorado Mines, Fresno St. and Gettysburg, 12; 13. Augustana (Ill.), 10; 14. Monmouth (Ill.), 9; 15. Northwest Mo. St., 8; 16. (tie) Ball St. and Denison, 7; 18. (tie) Akron and West Chester, 6; 20. (tie) Coe, Cornell College and Gust. Adolphus, 5; 23. (tie) Hiram and Northern Iowa, 4; 25. (tie) C.W. Post and Oswego St., 3; 27. Lebanon Valley, 2; 28. (tie) Albany (N.Y.), Cal St. Northridge and Luther, 1.

1966: 1. Cal Poly, 55; 2. Wilkes, 51; 3. Portland St., 47; 4. Minn. St. Mankato, 42; 5. Augustana (Ill.), 29; 6. South Dakota St., 28; 7. (tie) Gettysburg and Western St., 26; 9. Fresno St., 24; 10. Northern Iowa, 23; 11. Montana, 21; 12. Eastern Mich., 19; 13. (tie) Gust. Adolphus, Luther and Lycoming, 17; 16. (tie) Albany (N.Y.) and Northern Ill., 15; 18. West Chester, 14; 19. (tie) Old Dominion, Springfield and Wheaton (Ill.), 12; 22. Moravian, 11; 23. (tie) Colorado Mines, C.W. Post and Northwest Mo. St., 10; 26. (tie) Central Mo. St. and Southeast Mo. St., 10; 28. (tie) Massachusetts and North Dakota St., 8; 30. UC Davis, 7; 31. MacMurray, 6; 32. (tie) Beloit, Cornell College and Western Ill., 4; 35. (tie) Denison, Illinois St. and South Dakota, 3; 38. (tie) Cal St. Chico, Eastern Ill., Monmouth (Ill.), North Dakota and Wabash, 2; 43. (tie) Coe, Knox, Merchant Marine, Parsons, St. Olaf and Wooster, 1.

1967: 1. Portland St., 86; 2. Minn. St. Mankato, 57; 3. Northern Iowa, 40; 4. (tie) Colorado Mines, Illinois St. and Western St., 35; 7. Cal Poly, 34; 8. (tie) South Dakota St. and Wilkes, 26; 10. Springfield, 23; 11. Wis.-Milwaukee, 22; 12. Northwest Mo. St., 20; 13. MacMurray, 17; 14. Fresno St., 15; 15. Albany (N.Y.), 13; 16. (tie) Gust. Adolphus and Wheaton (Ill.), 12; 18. Augustana (Ill.), 11; 19. (tie) Denison, Merchant Marine, Old Dominion and Oneonta St., 9; 23. Ashland, 8; 24. (tie) Luther and West Chester, 7; 26. (tie) Eastern Mich., C.W. Post, Moravian, Morningside and San Fran. St., 6; 31. (tie) Cal St. Chico and Drexel, 4; 33. (tie) Hampden-Sydney, Indiana (Pa.), Lincoln (Pa.) and South Dakota, 3; 37. (tie) Allegheny, Augustana (S.D.), Ball St., Brockport St., Lycoming and Wooster, 2; 43. (tie) UC Davis, Clarkson, Cleveland St., Eastern Ill., Elizabethtown, Fort Lewis, John Carroll, Long Beach St., Maryville (Mo.), Oswego St. and Western Md., 1.

1968: 1. Cal Poly, 91; 2. Portland St., 62; 3. South Dakota St., 46; 4. Minn. St. Mankato, 44; 5. Wilkes, 39; 6. Western St., 37; 7. West Chester, 34; 8. (tie) Northern Iowa and Upper Iowa, 29; 10. (tie) Fresno St., Illinois St. and Truman, 25; 13. Idaho St., 23; 14. (tie) Luther and Northwest Mo. St., 20; 16. Eastern Ill., 18; 17. (tie) MacMurray and Oswego St., 16; 19. Old Dominion, 15; 20. (tie) Ball St. and Norfolk St., 14; 22. (tie) Ashland, Gust. Adolphus, C.W. Post, North Central and Southwest Mo. St., 13; 27. Long Beach St., 12; 28. San Fran. St., 9; 29. (tie) Brockport St. and Morningside, 8; 31. (tie)

Elizabethtown and Oneonta St., 6; 33. (tie) Seattle Pacific and Wis.-Milwaukee, 5; 35. (tie) Baltimore, Central Mo. St., Colorado Mines and Cornell College, 4; 39. (tie) Cleveland St., Howard, John Carroll, North Dakota St., St. Olaf and Wayne St. (Mich.), 3; 45. (tie) Augustana (Ill.), Cal St. Chico, Carleton, Central Mich., Maritime (N.Y.), Nevada and Western Md., 2; 52. (tie) Augustana (S.D.), Beloit, Drexel, Lake Forest, Lincoln (Pa.), Monmouth (Ill.), Springfield and Wheaton (Ill.), 1.

1969: 1. Cal Poly, 127; 2. Northern Colo., 81; 3. Northern Iowa, 49; 4. Portland St., 45; 5. Minn. St. Moorhead, 36; 6. (tie) Old Dominion and San Fran. St., 33; 8. East Stroudsburg, 31; 9. Oswego St., 29; 10. South Dakota St., 26; 11. Northwest Mo. St., 22; 12. Minn. St. Mankato, 21; 13. UC Davis, 19; 14. Wilkes, 18; 15. Western Ill., 16; 16. Humboldt St., 17; 17. (tie) C.W. Post and Western St., 13; 19. Central Mich., 12; 20. (tie) Maritime (N.Y.) and North Dakota St., 11; 22. (tie) Colorado Mines and Illinois St., 10; 24. (tie) Ithaca, Oneonta St. and Springfield, 9; 27. (tie) Northern Mich. and North Park, 8; 29. Morningside, 7; 30. Nevada, 6; 31. (tie) Augustana (Ill.) and Luther, 5; 33. (tie) Ashland, Central Mo. St. and Lycoming, 4; 36. (tie) Cal St. Chico, North Central and Seattle Pacific, 3; 39. (tie) Cortland St., Elizabethtown, John Carroll and Southwest Mo. St., 2; 43. (tie) Cal St. Sacramento, Cleveland St., Cornell College, Denison, Truman, Wheaton (Ill.) and Worcester Tech, 1.

1970: 1. Cal Poly, 82; 2. Northern Iowa, 58; 3. Maritime (N.Y.), 48; 4. South Dakota St., 43; 5. Minn. St. Mankato, 41; 6. Central Mich., 40; 7. Western St., 38; 8. Springfield, 35; 9. Wilkes, 34; 10. Northern Mich., 32; 11. (tie) East Stroudsburg and Illinois St., 31; 13. (tie) Cal St. Chico and Old Dominion, 30; 15. Slippery Rock, 29; 16. Augustana (Ill.), 26; 17. Northern Colo., 23; 18. Northwest Mo. St., 22; 19. Seattle Pacific, 17; 20. (tie) Ashland and Brockport St., 16; 22. (tie) Cleveland St., North Dakota St. and Truman, 11; 25. Oswego St., 10; 26. Amherst, 9; 27. Minn. St. Moorhead, 8; 28. (tie) Elizabethtown, John Carroll, C.W. Post and Rochester Inst., 6; 32. (tie) Akron, Lawrence, Luther, Lycoming, San Fran. St. and Wis.-Milwaukee, 5; 38. (tie) Humboldt St., Ithaca, MacMurray, North Park and Union (N.Y.), 3; 43. (tie) Boise St., Coast Guard, Eastern Ill., Montclair St. and Ohio Wesleyan, 2; 48. (tie) Cal St. Fullerton, Central Conn. St., Cornell College, Denison, Howard, Marietta, Moravian, Oneonta St., Thiel, Wayne St. (Mich.), Wesleyan (Conn.) and Westminster (Mo.), 1.

1971: 1. Cal Poly, 118; 2. Slippery Rock, 58; 3. Minn. St. Mankato, 51; 3. North Dakota St., 46; 4. (tie) East Stroudsburg and Wilkes, 42; 6. Northern Iowa, 41; 7. Frank. & Marsh., 35; 8. (tie) Ashland, Northern Colo. and Seattle Pacific, 30; 11. Western Ill., 24; 12. Oswego St., 22; 13. Cal St. Chico, 21; 14. Central Mich., 20; 15. John Carroll, 18; 16. (tie) Eastern Ill., Northern Mich. and South Dakota St., 16; 19. Eastern Mich., 14; 20. (tie) Humboldt St., Luther and Southern Ill., 8; 23. (tie) Colorado Mines and Western St., 7; 25. (tie) Cleveland St., Coast Guard, Minn. St. Moorhead and San Fran. St., 6; 29. (tie) Akron, Sonoma St. and Springfield, 5; 32. (tie) Cal St. Fullerton, Central Mo. St., Rochester Inst. and Shippensburg, 4; 36. (tie) Augustana (Ill.), Cal Poly Pomona, Hiram, Ill.-Chicago, South Dakota and Truman, 3; 42. (tie) Amherst, UC Davis, Maritime (N.Y.), St. Cloud St. and Southwest Mo. St., 2; 47. (tie) Coe, Cornell College, Delaware Valley, Kalamazoo, Merchant Marine, Northwest Mo. St., Oneonta St., Potsdam St., Puget Sound, Valparaiso and Wayne St. (Mich.), 1.

1972: 1. Cal Poly, 94; 2. (tie) North Dakota St. and Northern Iowa, 64¹/₂; 3. Slippery Rock, 56; 4. Clarion, 49¹/₂; 5. Wilkes, 47; 6. Seattle Pacific, 44; 7. Northern Colo., 41¹/₂; 8. Frank. & Marsh., 37¹/₂; 9. Western Ill., 34; 10. Minn. St. Mankato, 28¹/₂; 11. South Dakota St., 28; 12. Cleveland St., 24¹/₂; 13. Cal St. Fullerton, 24; 14. (tie) Brockport St. and Northern Mich., 23¹/₂; 16. (tie) San Fran. St. and Shippensburg, 21¹/₂; 18. Ill.-Chicago, 20; 19. (tie) Col. of New Jersey and Tampa, 19; 21. Eastern Ill., 18¹/₂; 22. Eastern Mich., 16¹/₂; 23. Humboldt St., 15¹/₂; 24. Potsdam St., 15; 25. Springfield, 14; 26. Cortland St., 13; 27. (tie) Ashland, John Carroll and Western St., 12; 30. Akron, 10; 31. (tie) UC Davis and East Stroudsburg, 9; 33. St. Cloud St., 8¹/₂; 34. York (Pa.), 8; 35. (tie) Binghamton and Mount Union, 7; 37. (tie) Hiram, Lock Haven and St. Lawrence, 6¹/₂; 40. Chattanooga, 6; 41. (tie) Cal St. Chico and Southwest Mo. St., 5¹/₂; 43. (tie) Indianapolis, Merchant Marine and Oswego St., 5; 46. (tie) Augustana (Ill.), Central (Iowa), Howard, Old Dominion, Rochester and Sonoma St., 4; 52. (tie) Coast Guard, Lebanon Valley, Lincoln (Pa.), Luther, Millersville, Minn. St. Moorhead,

Indianapolis, 13^{1/2}; 22. Wis.-Parkside, 11^{3/4}; 23. Humboldt St., 9^{1/2}; 24. West Chester, 8; 25. Cal St. Chico, 7^{3/4}; 26. Northern Colo., 5; 27. Minn. St. Mankato, 3^{1/2}; 28. (tie) UC Davis and Winston-Salem, 2^{1/2}; 30. (tie) Augustana (S.D.), Colorado Mines and Northern Mich., 2; 33. Norfolk St., 1^{1/2}; 34. (tie) Gannon and Virginia St., 1.

1988: 1. North Dakota St., 88; 2. Neb.-Omaha, 81^{3/4}; 3. SIU-Edwardsville, 75; 4. Ferris St., 60; 5. North Dakota, 50^{3/4}; 6. South Dakota St., 41^{3/4}; 7. Portland St., 40^{3/4}; 8. Pitt.-Johnstown, 38^{3/4}; 9. Liberty, 35; 10. UNC Pembroke, 29^{1/4}; 11. Southern Conn. St., 27^{1/2}; 12. Springfield, 26^{1/2}; 13. Calif. (Pa.), 26^{1/4}; 14. Northern Mich., 23^{1/2}; 15. Grand Valley St., 23^{1/4}; 16. Ashland, 21; 17. Lake Superior St., 20^{1/2}; 18. Cal St. Chico, 19; 19. Colorado Mines, 17^{1/2}; 20. Central Mo. St., 11; 21. UC Davis, 9; 22. Augustana (S.D.), 8^{3/4}; 23. St. Cloud St., 6^{1/2}; 24. Norfolk St., 5^{1/2}; 25. Gannon, 3^{1/2}; 26. (tie) Northern Colo. and Virginia St., 3; 28. (tie) San Fran. St. and Winston-Salem, 2; 30. (tie) Cheyney and Livingstone, 1^{1/2}; 32. Minn. St. Mankato, 1.

1989: 1. Portland St., 102^{1/2}; 2. Ferris St., 56^{1/4}; 3. (tie) Neb.-Omaha and North Dakota St., 50; 5. Pitt.-Johnstown, 42; 6. North Dakota, 41; 7. (tie) Calif. (Pa.) and South Dakota St., 38^{1/2}; 9. Ashland, 37; 10. Grand Valley St., 36^{1/2}; 11. SIU-Edwardsville, 27; 12. Lake Superior St., 25^{1/2}; 13. (tie) Augustana (S.D.), Central Mo. St. and St. Cloud St., 24^{1/2}; 16. Wis.-Parkside, 22^{1/2}; 17. (tie) Buffalo, Colorado Mines and Norfolk St., 20^{1/2}; 20. Cal St. Chico, 19^{1/2}; 21. Humboldt St., 12; 22. UNC Pembroke, 8^{1/2}; 23. UC Davis, 7; 24. Virginia St., 6^{1/2}; 25. (tie) Minn. St. Mankato and Springfield, 5; 27. (tie) Cheyney, Northern Colo. and Winston-Salem, 3; 30. Indianapolis, 2^{1/2}; 31. (tie) Mansfield and San Fran. St., 2; 33. Mass.-Lowell, 1; 34. Longwood, 1^{1/2}.

1990: 1. Portland St., 100^{3/4}; 2. Central Okla., 96; 3. North Dakota, 60^{1/2}; 4. Neb.-Omaha, 56^{3/4}; 5. North Dakota St., 39; 6. Wis.-Parkside, 37^{1/2}; 7. (tie) Grand Valley St. and SIU-Edwardsville, 35; 9. Ferris St., 31; 10. Northern Colo., 29; 11. (tie) San Fran. St. and South Dakota St., 27; 13. Central Mo. St., 25^{3/4}; 14. Buffalo, 24; 15. Ashland, 20; 16. Cal St. Chico, 19^{1/2}; 17. St. Cloud St., 16; 18. Virginia St., 15^{1/2}; 19. (tie) Lake Superior St. and Winston-Salem, 12^{1/2}; 21. Indianapolis, 11; 22. Calif. (Pa.), 10^{1/2}; 23. (tie) Gannon and Mass.-Lowell, 9^{1/2}; 25. (tie) UNC Pembroke and Pitt.-Johnstown, 8; 27. Cheyney, 7^{1/2}; 28. Colorado Mines, 5^{3/4}; 29. Augustana (S.D.), 4; 30. Humboldt St., 3^{1/2}; 31. Norfolk St., 1; 32. (tie) Longwood, Minn. St. Mankato and Southern Conn. St., 1^{1/2}.

1991: 1. Neb.-Omaha, 79^{1/2}; 2. Central Okla., 64; 3. Northern Colo., 60^{1/2}; 4. North Dakota St., 49^{1/2}; 5. Portland St., 48^{1/4}; 6. Cal St. Chico, 36; 7. Lake Superior St., 32^{1/2}; 8. Colorado Mines, 32; 9. SIU-Edwardsville, 30^{1/2}; 10. (tie) Cheyney and South Dakota St., 28; 12. Ferris St., 26; 13. Humboldt St., 23; 14. Ashland, 22; 15. Winston-Salem, 20^{3/4}; 16. Neb.-Kearney, 19^{1/2}; 17. Central Mo. St., 19; 18. (tie) Calif. (Pa.) and Wis.-Parkside, 17; 20. Minn. St. Mankato, 15^{1/2}; 21. (tie) Pitt.-Johnstown and Virginia St., 15; 23. St. Cloud St., 13^{3/4}; 24. UNC Pembroke, 13^{1/2}; 25. San Fran. St., 11^{1/2}; 26. Springfield, 9; 27. North Dakota, 7; 28. (tie) Gannon, Grand Valley St. and Southern Conn. St., 6^{1/2}; 31. Indianapolis, 6; 32. Norfolk St., 5; 33. (tie) Buffalo and UC Davis, 3; 35. Augustana (S.D.), 1^{1/2}; 36. Mass.-Lowell, 1^{1/2}.

1992: 1. Central Okla., 91^{1/2}; 2. (tie) North Dakota St. and Portland St., 78^{1/2}; 4. Northern Colo., 59; 5. Southern Colo., 51^{3/4}; 6. SIU-Edwardsville, 43; 7. North Dakota, 41^{1/2}; 8. (tie) Neb.-Omaha and Pitt.-Johnstown, 40^{1/2}; 10. Neb.-Kearney, 38^{1/2}; 11. Ferris St., 34; 12. Lake Superior St., 28^{1/4}; 13. Cheyney, 27^{1/2}; 14. South Dakota St., 19; 15. Ashland, 13^{1/2}; 16. Springfield, 13; 17. Southern Conn. St., 12^{1/2}; 18. (tie) Augustana (S.D.), UC Davis and San Fran. St., 12; 21. Mass.-Lowell, 9^{1/2}; 22. (tie) St. Cloud St. and Wis.-Parkside, 6; 24. Virginia St., 5; 25. Grand Valley St., 4; 26. UNC Pembroke, 2^{1/2};

27. Central Mo. St., 2; 28. Minn. St. Mankato, 1^{1/2}; 29. Longwood, 1; 30. (tie) Kutztown and Mansfield, 1^{1/2}.

1993: 1. Central Okla., 108^{1/2}; 2. Neb.-Omaha, 68; 3. North Dakota St., 65^{1/2}; 4. North Dakota, 39^{1/2}; 5. Ashland, 38^{1/2}; 6. South Dakota St., 37^{1/4}; 7. Ferris St., 37^{1/2}; 8. Lake Superior St., 36^{1/2}; 9. Pitt.-Johnstown, 34^{1/2}; 10. Neb.-Kearney, 32; 11. Colorado Mines, 29^{3/4}; 12. Augustana (S.D.), 29^{1/2}; 13. (tie) Northern Colo. and Portland St., 25^{1/2}; 15. Minn. St. Mankato, 25; 16. Western St., 23^{1/2}; 17. Southern Colo., 22^{1/2}; 18. Adams St., 21^{1/4}; 19. Wis.-Parkside, 16; 20. (tie) Minn.-Duluth and Southern Conn. St., 11^{1/2}; 22. Truman, 9; 23. Central Mo. St., 5; 24. SIU-Edwardsville, 4^{1/2}; 25. (tie) Chadron St., UNC Pembroke and San Fran. St., 4; 28. Kutztown, 3^{1/2}; 29. (tie) Grand Valley St., Indianapolis, Mass.-Lowell and Springfield, 1; 33. Norfolk St., 1^{1/2}.

1994: 1. Central Okla., 127^{1/4}; 2. Minn. St. Mankato, 65^{1/2}; 3. Neb.-Omaha, 53; 4. South Dakota St., 51; 5. North Dakota St., 45^{1/2}; 6. Southern Colo., 42^{1/2}; 7. Pitt.-Johnstown, 35; 8. Adams St., 33^{1/2}; 9. Wis.-Parkside, 33; 10. Northern Colo., 30^{1/2}; 11. Ashland, 29; 12. Minn.-Duluth, 24^{1/2}; 13. Neb.-Kearney, 24; 14. (tie) North Dakota and Portland St., 20^{1/2}; 16. Lake Superior St., 20; 17. (tie) Norfolk St. and Southern Conn. St., 16^{1/2}; 19. Augustana (S.D.), 15^{1/2}; 20. Indianapolis, 14; 21. Chadron St., 12; 22. SIU-Edwardsville, 9^{1/2}; 23. San Fran. St., 9; 24. Carson-Newman, 8^{1/2}; 25. Ferris St., 7; 26. Springfield, 4^{1/2}; 27. Colorado Mines, 3^{1/2}; 28. (tie) Fort Hays St. and Truman, 3; 30. Western St., 2^{1/2}; 31. (tie) Cheyney, Fort Lewis and Kutztown, 1; 34. St. Cloud St., 1^{1/2}.

1995: 1. Central Okla., 148; 2. Neb.-Omaha, 103; 3. North Dakota St., 84^{1/2}; 4. Pitt.-Johnstown, 57^{1/2}; 5. South Dakota St., 41; 6. Minn. St. Mankato, 39^{1/2}; 7. Neb.-Kearney, 38; 8. San Fran. St., 33; 9. Wis.-Parkside, 27; 10. Adams St., 26^{1/2}; 11. Western St., 24^{1/2}; 12. Portland St., 23^{1/2}; 13. Norfolk St., 22^{1/2}; 14. Southern Colo., 22; 15. North Dakota, 21^{1/2}; 16. St. Cloud St., 20^{1/2}; 17. Northern Colo., 19; 18. Chadron St., 18^{1/2}; 19. Carson-Newman, 17^{1/2}; 20. Southern Conn. St., 14; 21. UNC Pembroke, 12^{1/2}; 22. Colorado Mines, 10^{1/2}; 23. Mass.-Lowell, 9^{1/2}; 24. American Int'l, 6; 25. Truman, 5; 26. (tie) Fort Hays St. and Indianapolis, 4^{1/2}; 28. SIU-Edwardsville, 4; 29. (tie) Ashland and Mansfield, 3; 31. (tie) Cheyney and Shippensburg, 2^{1/2}; 33. (tie) Central Mo. St. and Kutztown, 1^{1/2}; 35. Springfield, 1.

1996: 1. Pitt.-Johnstown, 86^{1/2}; 2. Central Okla., 81^{1/2}; 3. Neb.-Omaha, 70^{1/2}; 4. South Dakota St., 62^{1/2}; 5. Northern Colo., 61; 6. West Liberty St., 57; 7. Colorado Mines, 46^{1/2}; 8. Minn. St. Mankato, 41^{1/2}; 9. San Fran. St., 40; 10. Western St., 33^{1/2}; 11. Adams St., 31; 12. Ashland, 29^{1/2}; 13. North Dakota St., 23^{1/2}; 14. Wis.-Parkside, 21; 15. Carson-Newman, 20^{1/2}; 16. St. Cloud St., 19; 17. Augustana (S.D.), 17^{1/2}; 18. (tie) North Dakota and Southern Conn. St., 14; 20. Minn. St. Moorhead, 9^{1/2}; 21. (tie) Mass.-Lowell and Portland St., 9; 23. Central Mo. St., 7^{1/2}; 24. (tie) Fort Hays St. and SIU-Edwardsville, 6^{1/2}; 26. (tie) Northern St. and Southern Colo., 5; 28. Shippensburg, 4^{1/2}; 29. Kutztown, 4; 30. Neb.-Kearney, 3; 31. Chadron St., 2^{1/2}; 32. Southwest St., 2.

1997: 1. San Fran. St., 95; 2. Neb.-Omaha, 81; 3. Central Okla., 67; 4. South Dakota St., 65; 5. Pitt.-Johnstown, 63; 6. Western St., 48^{1/2}; 7. North Dakota St., 48; 8. (tie) Northern Colo. and West Liberty St., 32; 10. Fort Hays St., 30^{1/2}; 11. Minn. St. Moorhead, 29; 12. Augustana (S.D.), 28^{1/2}; 13. North Dakota, 27^{1/2}; 14. SIU-Edwardsville, 27; 15. Southern Colo., 25^{1/2}; 16. Adams St., 25; 17. Minn. St. Mankato, 24; 18. Central Mo. St., 23; 19. Chadron St., 19^{1/2}; 20. St. Cloud St., 18; 21. Southwest St., 17; 22. Ashland, 11; 23. Colorado Mines, 8^{1/2}; 24. (tie) American Int'l, Carson-Newman and Wis.-Parkside, 5; 27. (tie) Gardner-Webb and Neb.-Kearney, 4^{1/2}; 29. Mansfield, 3; 30. Mass.-Lowell, 2; 31. Kutztown, 1^{1/2}; 32. (tie) Indianapolis and Truman, 1; 34. UNC Pembroke, 1^{1/2}.

1998: 1. North Dakota St., 112; 2. South Dakota St., 78; 3. Pitt.-Johnstown, 66; 4. Central Okla., 61; 5. Southern Colo., 56; 6. Neb.-Omaha, 55^{1/2}; 7. Minn. St. Mankato, 52^{1/2}; 8. Northern Colo., 41^{1/2}; 9. Neb.-Kearney, 41; 10. Carson-Newman, 33; 11. Adams St., 30^{1/2}; 12. Fort Hays St., 29; 13. San Fran. St., 28^{1/2}; 14. Western St., 27; 15. Central Mo. St., 25^{1/2}; 16. Ashland, 24^{1/2}; 17. Southwest St., 22; 18. SIU-Edwardsville, 19^{1/2}; 19. Colorado Mines, 19; 20. Wis.-Parkside, 18^{1/2}; 21. Indianapolis, 13; 22. Augustana (S.D.), 12^{1/2}; 23. Chadron St., 12; 24. Kutztown, 11^{1/2}; 25. Minn. St. Moorhead, 7^{1/2}; 26. (tie) Gardner-Webb and North Dakota, 3; 28. (tie) Minn.-Morris and Shippensburg, 2^{1/2}; 30. American Int'l, 2; 31. Truman, 1^{1/2}; 32. (tie) Mansfield, St. Cloud St. and West Liberty St., 1^{1/2}.

1999: 1. Pitt.-Johnstown, 110; 2. Neb.-Omaha, 105^{1/2}; 3. Central Okla., 72^{1/2}; 4. Southern Colo., 70^{1/2}; 5. South Dakota St., 63; 6. Minn. St. Mankato, 60^{1/2}; 7. North Dakota St., 54^{1/2}; 8. (tie) Adams St. and Western St., 28^{1/2}; 10. Carson-Newman, 27^{1/2}; 11. Fort Hays St., 26; 12. (tie) Ashland and Augustana (S.D.), 23; 14. St. Cloud St., 21^{1/2}; 15. Northern Colo., 20; 16. (tie) Chadron St., Colorado Mines and Shippensburg, 13^{1/2}; 19. (tie) San Fran. St. and Truman, 12^{1/2}; 21. Minn. St. Moorhead, 10^{1/2}; 22. (tie) Central Mo. St. and Gannon, 9^{1/2}; 24. Binghamton, 8; 25. Gardner-Webb, 7; 26. (tie) Minn.-Morris and Southwest St., 6^{1/2}; 28. (tie) Central Wash. and West Liberty St., 6; 30. (tie) Kutztown and Wis.-Parkside, 3; 32. Northern St., 2^{1/2}; 33. (tie) Indianapolis and SIU-Edwardsville, 2.

2000: 1. North Dakota St., 91^{1/2}; 2. Central Okla., 75; 3. Neb.-Omaha, 73^{1/2}; 4. South Dakota St., 72; 5. Pitt.-Johnstown, 58; 6. Ashland, 48; 7. Minn. St. Mankato, 43; 8. Neb.-Kearney, 34; 9. Fort Hays St., 32; 10. Carson-Newman, 31^{1/2}; 11. San Fran. St., 29; 12. Shippensburg, 28^{1/2}; 13. Western St., 26^{1/2}; 14. Central Mo. St., 25^{1/2}; 15. SIU-Edwardsville, 22^{1/2}; 16. Southern Colo., 20^{1/2}; 17. (tie) American Int'l and Central Wash., 15; 19. West Liberty St., 14; 20. (tie) Chadron St. and Minn. St. Moorhead, 12^{1/2}; 22. (tie) Anderson (S.C.) and Gannon, 12; 24. (tie) Augustana (S.D.) and Truman, 8^{1/2}; 26. Wis.-Parkside, 8; 27. St. Cloud St., 5^{1/2}; 28. (tie) Adams St. and Northern Colo., 4; 30. Kutztown, 3^{1/2}; 31. Indianapolis, 2^{1/2}.

2001: 1. North Dakota St., 98^{1/2}; 2. South Dakota St., 91; 3. (tie) Central Okla. and Neb.-Omaha, 74^{1/2}; 5. Southern Colo., 71^{1/2}; 6. Minn. St. Mankato, 58^{1/2}; 7. Gannon, 54; 8. West Liberty St., 49^{1/2}; 9. Ashland, 48^{1/2}; 10. Pitt.-Johnstown, 46^{1/2}; 11. Central Mo. St., 45; 12. Western St., 36; 13. Augustana (S.D.), 35; 14. St. Cloud St., 32^{1/2}; 15. Adams St., 32; 16. Carson-Newman, 29; 17. Northern Colo., 25^{1/2}; 18. (tie) American Int'l and Central Wash., 18; 20. Indianapolis, 16^{1/2}; 21. (tie) San Fran. St. and Southwest St., 15^{1/2}; 23. Neb.-Kearney, 15; 24. Minn. St. Moorhead, 10; 25. Chadron St., 8^{1/2}; 26. (tie) Kutztown and Longwood, 6^{1/2}; 28. Wis.-Parkside, 6; 29. Findlay, 3; 30. Northern St., 2^{1/2}; 31. Shippensburg, 1^{1/2}; 32. (tie) Anderson (S.C.) and Colorado Mines, 1.

2002: 1. Central Okla., 128; 2. North Dakota St., 116^{1/2}; 3. South Dakota St., 67; 4. Ashland, 65^{1/2}; 5. Neb.-Omaha, 56; 6. (tie) Findlay and Pitt.-Johnstown, 54; 8. Neb.-Kearney, 47^{1/2}; 9. Western St., 46; 10. Augustana (S.D.), 45; 11. Adams St., 41^{1/2}; 12. Central Wash., 38; 13. San Fran. St., 34; 14. Wis.-Parkside, 29^{1/2}; 15. (tie) Minn. St. Mankato and St. Cloud St., 27; 17. Gannon, 21^{1/2}; 18. Northern Colo., 19; 19. Central Mo. St., 18; 20. Kutztown, 14; 21. Fort Hays St., 13^{1/2}; 22. Mercyhurst, 12; 23. Chadron St., 10^{1/2}; 24. West Liberty St., 4^{1/2}; 25. Indianapolis, 4; 26. (tie) Colorado Mines and SIU-Edwardsville, 2^{1/2}; 28. Northern St., 2; 29. Truman, 1^{1/2}; 30. (tie) Minn. St. Moorhead and Minn.-Morris; 32. Carson-Newman, 1^{1/2}.



Wrestling

DIVISION III

2002 Championships

Highlights

Augsburg Wins Third Title in a Row: Augsburg continued its dominance, edging Upper Iowa and Wartburg to claim the Auggies' third-straight team championship. The championships were held in Wilkes-Barre, Pennsylvania, at the First Union Center March 1 and 2.

The key to the team championship came at 165 pounds. Augsburg's Tony Abbott and Upper Iowa's Jorge Borgen faced off in a tight match. Abbott scored a second-period escape and defeated Borgen with the riding time advantage, despite being slapped with two stalling calls and a penalty point in the third period.

With the victory, Augsburg won its sixth championship in the last eight years. Wartburg and Upper Iowa finished tied for second, followed by Wisconsin-La Crosse and Buena Vista.

For the complete championship story go to the March 18, 2002 issue of The NCAA News at www.ncaa.org on the World Wide Web.

TEAM STANDINGS

1. Augsburg	87	17. Lycoming	21 1/2	33. Wash. & Jeff.....	9
2. Upper Iowa	81	18. King's (Pa.).....	20 1/2	34. Hunter	7 1/2
Wartburg	81	19. Wilmington (Ohio).....	20 1/2	35. Bridgewater St.	7
4. Wis.-La Crosse.....	68	20. Lawrence.....	20	36. Messiah	6 1/2
5. Buena Vista	63 1/2	Rochester Inst.	20	37. Thiel.....	6
6. Ithaca.....	54	22. Central (Iowa).....	17 1/2	38. Wis.-Eau Claire.....	5 1/2
7. Loras.....	47	23. St. John's (Minn.).....	16 1/2	39. Muhlenberg.....	3 1/2
8. Manchester.....	39 1/2	24. Western Md.	16	40. Chicago	2 1/2
9. Montclair St.	31 1/2	25. Case Reserve.....	15 1/2	Worcester Tech	2 1/2
Oswego St.	31 1/2	John Carroll.....	15 1/2	42. St. Olaf	2
11. Col. of New Jersey.....	29	27. Pacific (Ore.).....	13 1/2	43. Coe	1 1/2
12. Wis.-Stevens Point	26	28. New York U.	11 1/2	Milwaukee Engr.....	1 1/2
13. Springfield.....	25 1/2	29. Mt. St. Joseph.....	11	Ohio Northern.....	1 1/2
14. Cortland St.	24	30. Delaware Valley	10 1/2	46. Wheaton (Ill.).....	1
15. Brockport St.	23 1/2	Johnson & Wales.....	10 1/2	47. MIT.....	1/2
16. Luther.....	22	32. Lakeland.....	10	North Central.....	1/2




Photo by Delane Rouse/NCAA Photos

Tony Abbott of Augsburg College (front) defeated Jorge Borgen of Upper Iowa to win the 165-pound title.

INDIVIDUAL RESULTS

125-POUND CLASS

MAIN BRACKET

First round—Jeremy Hendricks, Central (Iowa), pinned Kahaa Rezantes, Pacific (Ore.), 4:56; Jamie Taxted, Buena Vista, def. Davey Starks, Wis.-Eau Claire, 6-2; Mitch Marcks, King's (Pa.), def. James Marrero, Col. of New Jersey, 1-1 (tb); Carlos Restrepo, Ithaca, def. Shain Hostetter, Muskingum, 17-9; Matt Vos, St. John's (Minn.), pinned Heath Ropp, Wartburg, 1:46; Calvin Johnson, Springfield, def. Manuel Rodriguez, Milwaukee Engr., 6-0.

Quarterfinals—Hendricks def. Darin Bertram, Augsburg, 8-4; Taxted def. Marcks, 5-0; Restrepo def. Pedalino, 7-4; Vos def. Johnson, 6-4.

Semifinals—Taxted def. Hendricks, 1-0; Restrepo def. Vos 2-1.

Final—Taxted def. Restrepo, 7-3.

WRESTLEBACKS

First round—Starks def. Marrero, 3-2; Ropp pinned Rodriguez, 1:03.

Second round—Johnson def. Rezantes, 3-2; Starks def. Pedalino 5-1; Marcks def. Hostetter, 7-4; Ropp def. Bertram, 9-5.

Third round—Johnson def. Starks, 6-3; Ropp def. Marcks, 13-5.

Semifinals—Johnson def. Hendricks, 7-2; Vos pinned Ropp, 3:43; **Third place:** Vos def. Johnson, 2-1 (tb);

Fifth place: Ropp def. Hendricks, 7-5; **Seventh place:** Starks def. Marcks, 9-3.

133-POUND CLASS

MAIN BRACKET

First round—Kevin DeJulius, Wash. & Jeff., def. Nathan Shearer, Ohio Northern, 9-6.

Second round—Steve Martin, Loras, def. John Marchette, Augsburg, 5-4; Gary Mikolay, Montclair St., def. Deshawn Fentress, Worcester Tech, 9-2; Dan Flounders, Col. of New Jersey, def. Daniel Roberts, Brockport St., 5-4; Zack Audetat, Luther, pinned Dan Patterson, Western Md., 6:36; Mike Waldron, Lycoming, pinned Chuck Griffith, St. John's (Minn.), 0:25; Tom Hall, Ithaca, def. DeJulius, 20-3 (technical fall, 6:41); Ralph Acosta, Upper Iowa, def. Jeff Bonnett, Milwaukee Engr., 1-1 (tb); Mario Villa, Hunter, pinned Josh Habek, Wis.-La Crosse, 3:39.

Quarterfinals—Martin pinned Mikolay, 5:46; Flounders def. Audetat, 9:0; Hall pinned Waldron, 6:56; Acosta def. Villa, 6-0.

Semifinals—Martin pinned Flounders, 1:46; Hall def. Acosta, 12-4.

Final—Hall def. Martin, 10-6.

WRESTLEBACKS

First round—Roberts def. Shearer, 6-1.

Second round—Habek def. Bonnett, 9-5; DeJulius def. Griffith, 6-0; Roberts def. Patterson, 11-0; Marchette def. Fentress, 20-10.

Third round—Habek def. Audetat, 15-6; DeJulius def. Mikolay by medical forfeit; Villa def. Roberts, 9-8; Waldron pinned Marchette, 1:38.

Fourth round: Habek def. DeJulius, 10-4; Waldron pinned Villa, 2:26.

Semifinals—Habek def. Acosta, 12-4; Waldron pinned Flounders, 0:57; **Third place:** Habek pinned Waldron, 4:40; **Fifth place:** Acosta def. Flounders by medical forfeit; **Seventh place:** DeJulius def. Villa, 5-4 (tb).

141-POUND CLASS

MAIN BRACKET

First round—Jesus Wilson, Ithaca, pinned Nate Yeasted, Muhlenberg, 4:41; Keith Poloskey, Springfield, def. Tony Sweeting, Coe, 4-3; Brad Fisher, Augsburg, def. Bobby Romano, John Carroll, 6-3; Wil Kelly, Wartburg, def. Andy Squires, Lycoming, 5-2; Taylor

Wood, Buena Vista, def. Jim Russial, York, 17-1 (technical fall, 2:46); Marc Israel, Ithaca, def. Mark Foresi, Trinity (Conn.), 6-5; Brady Cudd, Wis.-La Crosse, def. Jeff Linn, Thiel, 8-5.

Quarterfinals—Wilson def. Josh McCarty, North Central, 13-5; Fisher def. Poloskey, 8-2; Kelly def. Wood, 10-2; Cudd def. Israel, 11-7.

Semifinals—Wilson def. Fisher, 13-7; Cudd def. Kelly, 3-2.

Final—Wilson def. Cudd, 12-8.

WRESTLEBACKS

First round—Romano def. Sweeting, 7-4; Squires def. Russial, 4-2; Linn def. Foresi, 12-2.

Second round—Israel def. Yeasted, 15-7; Wood def. Romano, 4-0; Poloskey def. Squires, 7-3; Linn def. McCarty, 8-7.

Third round—Wood def. Israel, 12-7; Poloskey def. Linn, 13-2.

Semifinals—Fisher def. Wood, 7-3; Kelly def. Poloskey, 5-4; **Third place**: Kelly def. Fisher, 2-1 (tb); **Fifth place**: Poloskey def. Wood, 10-5; **Seventh place**: Linn def. Israel, 5-3.

149-POUND CLASS

MAIN BRACKET

First round—Bill Ivatts, Springfield, def. Aaron Heinberger, Pacific (Ore.), 17-1 (technical fall, 7:00); Jim Morgan, King's (Pa.) def. Bill Holsinger, Muhlenberg, 10-5; Kris Harrington, Brockport St., def. Tim Shin, New York U., 9-4; Troy Fabry, Wis.-La Crosse, def. Tim Anderson, St. John's (Minn.), 4-3.

Second round—Garrett Kurth, Luther, def. Jamell Tidwell, Augsburg, 14-5; Ivatts def. Frank Petrucci, Oswego St., 6-5; Zachary Kallai, Case Reserve, def. Andy Bugajski, Chicago, 7-1; Morgan def. Clint Manny, Simpson, 12-7; Alex Morf, St. Olaf, def. Mike Markovic, John Carroll, 2-1; Harrington def. Tony Ganas, Wartburg, 2-1; Darrell Carr, Manchester, def. Fabry, 3-1 (sv); Andy Vogel, Messiah, def. Sean Collins, Wheaton (Ill.), 7-2.

Quarterfinals—Kurth def. Ivatts, 11-5; Morgan def. Kallai, 6-5; Harrington pinned Morf, 1:32; Carr def. Vogel, 5-4.

Semifinals—Kurth def. Morgan, 7-3; Carr def. Harrington, 5-2.

Final—Carr pinned Kurth, 4:45.

WRESTLEBACKS

First round—Fabry def. Heinberger (default); Holsinger def. Markovic, 5-4; Bugajski def. Shin, 9-5; Petrucci def. Anderson, 4-3.

Second round—Collins def. Fabry, 2-1; Ganas def. Holsinger, 7-2; Bugajski def. Manny, 17-2 (technical fall, 3:35); Petrucci def. Tidwell, 8-3.

Third round—Kallai def. Collins, 7-5; Ganas def. Ivatts, 6-3; Vogel def. Bugajski, 4-2; Petrucci def. Morf, 10-6.

Fourth round—Kallai def. Ganas, 8-5; Petrucci pinned Vogel, 1:03.

Semifinals—Harrington def. Kallai, 3-1; Morgan def. Petrucci, 4-3; **Third place**: Harrington def. Morgan, 5-2;

Fifth place: Kallai def. Petrucci, 6-4; **Seventh place**: Vogel def. Ganas, 9-3.

157-POUND CLASS

MAIN BRACKET

First round—Dustin Roland, Central (Iowa), def. Brent Rider, Cortland St., 9-4; Aaron Loewens, Buena Vista, def. Rich Moskowitz, Plymouth St., 12-5; Jeremy Jirele, Augsburg, def. Troy Hall, Pacific (Ore.), 6-4; Matt Moscatello, Col. of New Jersey, def. Sean Howard, Ursinus, 8-4; Kevin Bratland, Wartburg, pinned Dave Shafer, King's (Pa.), 2:38; Ryan Ciotoli, Ithaca, def. Jerald Ridley, Manchester, 5-0.

Quarterfinals—Jimmy Wallace, Wilmington (Ohio), def. Roland, 9-6; Loewens def. Jirele, 5-2; Moscatello def. Shafer, 4-2; Ciotoli def. Reyerson, 7-2.

Semifinals—Wallace def. Loewens, 22-6 (technical fall, 5:00); Moscatello def. Ciotoli, 3-2.

Final—Wallace def. Moscatello, 11-6.

WRESTLEBACKS

First round—Hall def. Moskowitz, 17-4; Bratland def. Howard, 11-2.

Second round—Rider def. Reyerson, 13-11; Hall def. Shafer, 10-2; Bratland def. Jirele, 4-2; Roland pinned Ridley, 2:46.

Third round—Rider def. Hall, 9-4; Bratland def. Roland, 6-4.

Semifinals—Loewens def. Rider, 8-7; Bratland def. Ciotoli, 4-1; **Third place**: Bratland def. Loewens, 4-3; **Fifth place**: Rider def. Ciotoli, 3-2 (sv); **Seventh place**: Roland def. Hall, 6-5.

165-POUND CLASS

MAIN BRACKET

First round—Pat North, Rochester Inst., def. Andy Faust, Muhlenberg, 12-5.

Second round—Tony Abbott, Augsburg, def. North, 9-1; James Gilbert, Johnston & Wales, def. Kevin Powell, Wartburg, 14-3; Pat Wilsbacher, Buena Vista, def. Aaron Gibbs, Wash. & Jeff., by default; Cody Koenig, Wis.-Stevens Point, def. James Henderson, Col. of New Jersey, 14-12 (sv); Noah Seital, Oswego St., def. Nick Patenaud, Wis.-La Crosse, 5-2; Jason Shivak, Delaware Valley, def. Garrett South, Luther, 2-0; Chris Nader, Case Reserve, def. Dave Bubnowski, Montclair St., 8-4; Jorge Borgen, Upper Iowa, def. Lee Kadinger, Loras, 5-3.

Quarterfinals—Abbott def. Gilbert, 6-3; Wilsbacher def. Koenig, 7-4; Seital def. Shivak, 7-6; Borgen pinned Nader, 6:26.

Semifinals—Abbott pinned Wilsbacher, 4:33; Borgen def. Seital, 5-1 (tb).

Final—Abbott def. Borgen, 2-1.

WRESTLEBACKS

First round—Kadinger pinned Faust, 1:45.

Second round—Kadinger def. Bubnowski, 7-3; South def. Patenaud, 6-4; Henderson def. Gibbs, (forfeit); North def. Powell, 11-8.

Third round—Kadinger def. Koenig, 3-2; Gilbert def. South, 7-5 (sv); Nader def. Henderson, 10-4; North def. Shivak, 15-0 (technical fall, 6:20).

Fourth round—Kadinger def. Gilbert, 6-4; North def. Nader, 11-8.

Semifinals—Seital def. Kadinger, 8-4; North def. Wilsbacher, 19-2 (technical fall, 2:52); **Third place**: Seital def. North, 3-1; **Fifth place**: Wilsbacher def. Kadinger, 3-2; **Seventh place**: Gilbert pinned Nader, 3:58.

174-POUND CLASS

MAIN BRACKET

First round—Nick Slack, Augsburg, pinned Josh Housekeeper, Delaware Valley, 1:04; Jason Snow, New York U., def. Mark Hawald, John Carroll, 4-0; Mark Sturm, Wartburg, def. Ricky Flores, 2-0; Anthony Stewart, Cortland St., def. Jeff Zastrow, Wis.-Whitewater, 10-2; Jason Carr, Manchester, def. Don Favro, Brockport St., 10-3; Tim Ruberg, Johnson & Wales, def. Ken Ware, Coe, 13-9; Ed Aliakseyenka, Montclair St., pinned Tim Ruberg, Western Md., 1:17.

Quarterfinals—Slack def. Snow, 12-0; Stewart def. Sturm, 4-2; Ben Bly, Wis.-La Crosse, def. Carr, 15-11; Aliakseyenka pinned Ruberg, 1:59.

Semifinals—Slack def. Stewart, 13-4; Aliakseyenka def. Bly, 17-6.

Final—Aliakseyenka def. Slack, 12-8.

WRESTLEBACKS

First round—Housekeeper def. Hawald, 6-2; Flores def. Zastrow, 3-2; Ware def. Chencharik, 12-1.

Second round—Housekeeper def. Ruberg, 8-0; Carr def. Flores, 12-3; Favro def. Sturm, 12-3; Snow def. Ware, 7-2.

Third round—Housekeeper def. Carr, 11-7; Snow def. Favro, 8-4.

Semifinals—Stewart pinned Housekeeper, 7:58 (sv); Snow def. Bly, 5-3 (sv); **Third place**: Stewart def. Snow, 4-0; **Fifth place**: Bly def. Housekeeper, 13-2; **Seventh place**: Favro def. Carr, 2-1 (tb).

184-POUND CLASS

MAIN BRACKET

First round—Andy Kazik, Lawrence, def. Wes Koteski, Wash. & Jeff., 14-4; Ben Dusina, Ohio Northern, def. Levi McVey, Western Md., 6-5; Paul Cleary, Loras, pinned Dale Rissmiller, Centenary (N.J.), 4:44; Tony Wallace, Rochester Inst., def. Jason Schlingman, King's (Pa.), 9-7; Ryan Jones, Pacific (Ore.), def. Andy Povenski, Delaware Valley, 4-2; Sonny Alvarez, Wartburg, def. Dave Capone, Worcester Tech, 10-2; Jared Combs, Mt. St. Joseph, def. Brent Meyers, Upper Iowa, 11-6.

Quarterfinals—Kazik def. Dusina, 7-1; Cleary def. Wallace, 4-0; Alvarez def. Jones, 3-2; Ricky Crone, Augsburg, def. Combs, 17-5.

Semifinals—Kazik def. Cleary, 3-1; Crone def. Alvarez, 2-1.

Final—Kazik def. Crone, 4-2.

WRESTLEBACKS

First round—Koteski def. McVey, 6-3; Schlingman def. Rissmiller, 14-12 (sv); Capone def. Povenski, medical forfeit.

Second round—Combs def. Koteski, 5-1; Jones def. Schlingman, 14-12 (sv); Wallace def. Capone, 8-3; Meyers def. Dusina, 12-3.

Third round—Combs def. Jones, 5-4; Meyers def. Wallace, 4-1.

Semifinals—Cleary def. Combs, 4-1; Alvarez def. Meyers, 7-1; **Third place**: Cleary def. Alvarez, 5-2;

Fifth place: Combs pinned Meyers, 4:01; **Seventh place**: Jones pinned Wallace, 2:50.

197-POUND CLASS

MAIN BRACKET

First round—Kevin Rasmussen, Augsburg, def. John Neve, Lycoming, 11-3; Chris McNally, Western Md., def. Justin Post, Loras, 18-3 (technical fall, 4:40); Rich Gildner, Col. of New Jersey, def. Jeremy Kosch, Ohio Northern, 9-8 (tb); Yan White, Wis.-Stevens Point, def. Bart George, Simpson, 11-0; Alain Djoumessi, Wartburg, def. Craig Buckley, Bridgewater St., 9-3; Cliff Thompson, Upper Iowa, def. Josh Schmidt, Case Reserve, 11-5; Tom Mulchy, Oswego St., def. Titus Folden, Pacific (Ore.), 12-6; John Shipley, Montclair St., pinned Adam Kolo, Wis.-Eau Claire, 2:15.

Quarterfinals—Rasmussen def. McNally, 10-8 (sv); White pinned Gildner, 2:26; Thompson def. Djoumessi, 2-1; Mulchy def. Shipley, 3-2.

Semifinals—White def. Rasmussen, 3-2 (tb); Thompson def. Mulchy, 3-1 (sv).

Final—White pinned Thompson, 4:51.

WRESTLEBACKS

First round—Neve def. Post, 10-3; Kosch def. George, 11-4; Buckley def. Schmidt, 6-4 (sv); Kolo def. Folden, 10-5.

Second round—Shipley def. Neve, 6-1; Djoumessi def. Kosch, 3-2; Buckley def. Gildner, 6-4; McNally def. Kolo, 12-4.

Third round—Djoumessi def. Shipley, 5-2; McNally def. Buckley, 9-5.

Semifinals—Djoumessi def. Rasmussen, 6-4 (sv); McNally pinned Mulchy, 3:48; **Third place**: Djoumessi def. McNally, 9-7 (sv); **Fifth place**: Rasmussen def. Mulchy, 8-3; **Seventh place**: Buckley def. Shipley, medical forfeit.

HEAVYWEIGHT CLASS

MAIN BRACKET

First round—Jason Ott, Wis.-La Crosse, def. Bryan Steele, Ithaca, 15-7; Mike Flanagan, Augsburg, def. Tyler Cathy, Muhlenberg, 6-2; Dax Doran, Buena Vista, def. Greg Walker, MIT, 8-1; Leroy Gardner III, Wartburg, def. Corey Fleisher, Wilkes, 9-7 (sv); Eric Urdzik, John Carroll, def. Mark Burger, Wis.-Stevens Point, 6-1; Brian Black, Upper Iowa, def. Marcelle Roberson, Springfield, 3-1; Pat Thomas, Loras, pinned Matt Schoenherr, Milwaukee Engr., 1:04; Jamie Salazar, Manchester, pinned Keith Bjorhus, Col. of New Jersey, 6:25.

Quarterfinals—Ott pinned Flanagan, 5:14; Gardner III def. Doran, 5-2; Urdzik def. Black, 4-1; Thomas pinned Salazar, 1:08.

Semifinals—Ott def. Gardner III, 11-3; Urdzik def. Thomas, 14-8.

Final—Ott def. Urdzik, 9-5.

WRESTLEBACKS

First round—Cathy def. Steele, medical forfeit; Walker def. Fleisher, 9-2; Roberson def. Burger, 3-2; Schoenherr def. Bjorhus, 12-4.

Second round—Salazar pinned Cathy, 6:59; Black def. Walker, 7-6; Doran def. Roberson, 2-0; Flanagan def. Schoenherr, 3-1.

Third round—Salazar def. Black, 8-1; Doran def. Flanagan, 2-0.

Semifinals—Gardner III def. Salazar, 3-2; Doran def. Thomas, 3-1 (tb); **Third place**: Gardner III def. Doran, 3-1; **Fifth place**: Thomas def. Salazar, 10-9; **Seventh place**: Black def. Flanagan, 5-2.

History

Team Results

Year	Champion	Coach	Points	Runner-Up	Points	Host or Site	Championships Total Attendance
1974	Wilkes	John Reese	135 1/2	John Carroll	86 1/2	Wilkes	—
1975	John Carroll	Tony DeCarlo	111	Montclair St.	96	John Carroll	—
1976	Montclair St.	Larry Sciacchetano	143	John Carroll	112 1/4	Coe	4,857
1977	Brockport St.	Donald Murray	99 1/4	Humboldt St.	93	Binghamton	6,172
1978	Buffalo	Edward Michael	91 3/4	Millersville	90	Wheaton (Ill.)	1,159
1979	Col. of New Jersey	Dave Icenhower	77 3/4	Brockport St.	77 1/2	Humboldt St.	2,366
1980	Brockport St.	Donald Murray	111 1/4	Col. of New Jersey	88 3/4	Coast Guard	2,586
1981	Col. of New Jersey	Dave Icenhower	111 3/4	Brockport St.	100	John Carroll	3,172
1982	Brockport St.	Donald Murray	111 1/2	Col. of New Jersey	93 1/2	Cortland St.	2,690
1983	Brockport St.	Donald Murray	85 3/4	Col. of New Jersey	80 3/4	Wheaton (Ill.)	2,608
1984	Col. of New Jersey	Dave Icenhower	96 3/4	Augsburg	68 1/2	Binghamton	2,466
1985	Col. of New Jersey	Dave Icenhower	67	Central (Iowa)	59 1/4	Augustana (Ill.)	2,670
1986	Montclair St.	Steve Strellner	87 1/4	Brockport St.	78	Col. of New Jersey	3,371
1987	Col. of New Jersey	Dave Icenhower	107 1/2	Brockport St.	70 3/4	Buffalo	3,869
1988	St. Lawrence	John Clark	71	Montclair St.	66 3/4	Wheaton (Ill.)	3,156
1989	Ithaca	John Murray	72 1/2	Delaware Valley	64 1/2	John Carroll	3,938
1990	Ithaca	John Murray	81	Augsburg	64	Ithaca	5,579
1991	Augsburg	Jeff Swenson	92	Col. of New Jersey	59 1/2	Augustana (Ill.)	4,515
1992	Brockport St.	Donald Murray	76 1/2	Augsburg	62 1/2	Col. of New Jersey	2,139
1993	Augsburg	Jeff Swenson	93	Wartburg	92	Coast Guard	1,057
1994	Ithaca	John Murray	77 3/4	Wartburg	75	Wis.-Stevens Point	4,003
1995	Augsburg	Jeff Swenson	84 1/2	Col. of New Jersey	76 1/2	Augustana (Ill.)	4,900
1996	Wartburg	Jim Miller	95 1/2	Augsburg	89 1/2	Cortland St.	2,161
1997	Augsburg	Jeff Swenson	122	Wartburg	80	Ohio Northern	4,284
1998	Augsburg	Jeff Swenson	132	Wartburg	90	Cedar Falls, Iowa	9,308
1999	Wartburg	Jim Miller	117 1/2	Augsburg	116	Col. of New Jersey	5,155
2000	Augsburg	Jeff Swenson	136	Wartburg	88	Ohio Northern	4,351
2001	Augsburg	Jeff Swenson	119 1/2	Wis.-La. Crosse	72	Wartburg	6,833
2002	Augsburg	Jeff Swenson	87	Upper Iowa, Wartburg	81	Wilkes-Barre	5,163

TEAM CHAMPIONSHIPS

Augsburg 8, Brockport St. 5, Col. of New Jersey 5, Ithaca 3, Montclair St. 2, Wartburg 2, Buffalo, John Carroll, St. Lawrence, Wilkes, 1 each.

TOP-10 TEAM FINISHES

	No.	Best Finish	Year
Albany (N.Y.)*	4	3rd	1987
Ashland (II)	3	3rd	1976
Augsburg	18	1st	8 times
Augustana (Ill.)	6	4th	1992
Binghamton (II)	6	3rd	1984
Brockport St.	21	1st	5 times
Buena Vista	12	3rd	1986
Buffalo (I)	5	1st	1978
Case Reserve	1	10th	1994
Central (Iowa)	7	2nd	1985
Concordia-M'head	1	9th	1978
Cortland St.	5	3rd	1990
Delaware Valley	6	2nd	1989
Elizabethtown	1	9th	1977
Gettysburg	2	Tie 8th	1976

	No.	Best Finish	Year
Humboldt St.*	6	2nd	1977
Ithaca	10	1st	1989-90-94
John Carroll	16	1st	1975
Kean*	3	9th	1994
Lawrence	1	10th	2001
Loras	4	7th	1992-2002
Luther	3	4th	2001
Lycoming	5	5th	2000
Manchester	4	6th	1997-98
Maryville*	1	10th	1979
Mass.-Maritime*	1	6th	1976
Messiah	1	9th	2000
Millersville (I)	6	2nd	1978
Minn.-Morris (II)	5	3rd	1981
Montclair St.	16	1st	1976-86
Moravian	1	Tie 8th	1993
Mount Union	2	8th	1994
Col. of New Jersey	19	1st	5 times
Olivet	1	9th	1984
Oswego St.	6	3rd	1982
Pacific (Ore.)	1	8th	1999

	No.	Best Finish	Year
Potsdam St.*	2	4th	1975
Rochester Inst.	2	8th	1998
Salisbury*	3	3rd	1979-80
Simpson	2	5th	1998
St. John's (Minn.)	2	7th	1999
St. Lawrence*	10	1st	1988
St. Thomas (Minn.)	2	3rd	1991
Springfield	5	7th	1996-98
Upper Iowa	1	2nd	2002
Wartburg	12	1st	1996-99
Wheaton (Ill.)	2	9th	1981-82
Wilkes	1	1st	1974
William Penn	1	10th	1979
Wis.-La Crosse	8	2nd	2001
Wis.-Oshkosh	1	6th	1982
Wis.-Platteville	2	7th	1981
Wis.-River Falls	1	3rd	1985
Wis.-Stevens Point	8	5th	1996-97
Wis.-Whitewater	5	7th	1987

*No longer sponsors wrestling
 (I) Now a Division I team
 (II) Now a Division II team

INDIVIDUAL CHAMPIONSHIPS

Montclair St. 27, Augsburg 26, Brockport St. 24, Col. of New Jersey 19, John Carroll 16, Wartburg 12, St. Lawrence 9, Augustana (Ill.) 7, Delaware Valley 7, Ithaca 7, Buena Vista 6, Millersville 6, Salisbury 6, Upper Iowa 6, Albany (N.Y.) 5, Humboldt St. 5, Luther 5, Wheaton (Ill.) 5, Wilkes 5, Wis.-La Crosse 5, Binghamton 4, Central (Iowa) 4, Lycoming 4, Minn.-Morris 4, Rochester Inst. 4, Simpson 4, Wis.-Stevens Point 4, Case Reserve 3, Cortland St. 3, Wis.-Whitewater 3, Allegheny 2, Baldwin-Wallace 2, Buffalo 2, Chicago 2, Elizabethtown 2, Loras 2, Ohio Northern 2, Oswego St. 2, Potsdam St. 2, Rowan 2, St. John's (Minn.) 2, Wis.-River Falls 2, Ashland, Concordia-M'head, Cornell College, Dubuque,

Gettysburg, Kean, Lake Superior St., Lawrence, Manchester, Messiah, Moravian, Mount Union, Muskingum, Norwich, Olivet, Rhode Island Col., Ripon, St. Thomas (Minn.), William Penn, Wilmington (Ohio), Wis.-Stout, 1 each.

3—Wilkes, 1974; John Carroll, 1976; Salisbury, 1979; Col. of New Jersey, 1981-87; Brockport St., 1982-83; Montclair St., 1988; Delaware Valley, 1989; Augsburg, 1993; Augsburg, 2001.

REPEAT CHAMPIONS

3—Tim Jacoutot, Col. of New Jersey (118-pound 1985-87-88); Ken Mallory, Montclair St. (134-pound 1977-78-79); John Monaco, Montclair St. (167-pound 1985-87, 177-pound 1986); Shaun Smith, Delaware Valley (142-pound 1985-86-89); Jim Weir, John Carroll (158-pound 1976, 167-pound 1977-78); Raphael Wilson, Augustana (Ill.) (134-pound 1992, 142-pound 1994-95); Matt Hamill, Rochester Inst. (167-pound 1997, 190-pound 1998, 197-pound 1999).

Championships Records

NUMBER OF INDIVIDUAL CHAMPIONS, YEAR

4—John Carroll, 1975; Montclair St., 1976; Augsburg, 2000.

Most Outstanding Wrestler Award

- 1974 Jim Fallis, Lake Superior St., 158
 1975 Nabil Guketlov, Montclair St., 118
 1976 Vince Tundo, Montclair St., 126
 1977 Andy Zook, Millersville, 126
 1978 Ken Mallory, Montclair St., 134
 1979 Jeff Freedman, Ashland, 158
 1980 Tom Jacoutot, Buffalo, 118
 1981 Jeff Bouslog, Luther, 158
 1982 Frank Famiano, Brockport St., 126
 1983 Frank Famiano, Brockport St., 126
 1984 Bob Glaberman, Col. of New Jersey, 158
 1985 Tim Jacoutot, Col. of New Jersey, 118
 1986 Nick Milonas, Montclair St., 126
 1987 John Monaco, Montclair St., 167
 1988 Tim Jacoutot, Col. of New Jersey, 118
 1989 Pete Gonzalez, Montclair St., 126
 1990 Rob Llorca, Wis.-Whitewater, 158
 1991 Rob Llorca, Wis.-Whitewater, 158
 1992 Peter Wang, Chicago, 177
 1993 Raphael Wilson, Augustana (Ill.), 134
 1994 Gary Kroells, Augsburg, 158
 1994 Raphael Wilson, Augustana (Ill.), 142
 1995 Tom Layte, Augsburg, 150
 1996 Ron Vosburg, Brockport St., 134
 1997 Aaron Fitt, Lycoming, 150
 1998 Matt Hamill, Rochester Inst., 190
 1999 Matt Hamill, Rochester Inst., 197
 2000 Josh Cagle, Augsburg, 149
 2001 Nick Ackerman, Simpson 174
 2002 Jimmy Wallace, Wilmington (Ohio), 157

Individual Champions

125-POUND WEIGHT CLASS

- 1999 Zac Weiglein, Wartburg
 2000 Zac Weiglein, Wartburg
 2001 Darin Bertram, Augsburg
 2002 Jamie Taxted, Buena Vista

133-POUND WEIGHT CLASS

- 1999 John Marchette, Augsburg
 2000 Jesus Wilson, Upper Iowa
 2001 Frank Palumbo, Brockport St.
 2002 Tom Hall, Ithaca

141-POUND WEIGHT CLASS

- 1999 Justin Totten, Col. of New Jersey
 2000 Florian Ghinea, Montclair St.
 2001 Lenny Baker, Brockport St.
 2002 Jesus Wilson, Upper Iowa

149-POUND WEIGHT CLASS

- 1999 Ben Shane, Wartburg
 2000 Josh Cagle, Augsburg
 2001 Garrett Kurth, Luther
 2002 Darrell Carr, Manchester

157-POUND WEIGHT CLASS

- 1999 Dominic Dellagatta, Montclair St.
 2000 Mike Helm, Messiah
 2001 Royce Eyer, Lycoming
 2002 Jimmy Wallace, Wilmington (Ohio)

165-POUND WEIGHT CLASS

- 1999 Andy Krueger, Buena Vista
 2000 Dominic Delagatta, Montclair St.
 2001 Dan Weber, Wheaton (Ill.)
 2002 Tony Abbott, Augsburg

174-POUND WEIGHT CLASS

- 1999 John Newman, St. John's (Minn.)
 2000 Nick Slack, Augsburg
 2001 Nick Ackerman, Simpson
 2002 Ed Aliakseyenka, Montclair St.

184-POUND WEIGHT CLASS

- 1999 Ryan Birt, Upper Iowa
 2000 Jeremy Miller, Wis.-La Crosse
 2001 Nik Lewandowski, Augsburg
 2002 Andy Kazik, Lawrence

197-POUND WEIGHT CLASS

- 1999 Matt Hamill, Rochester Inst.
 2000 Josh Clausen, Augsburg
 2001 Brandon Novak, St. John's (Minn.)
 2002 Yan White, Wis.-Stevens Point

HEAVYWEIGHT CLASS

- 1974 Joe Bertolone, John Carroll
 1975 Joe Bertolone, John Carroll
 1976 Ron Pelligra, St. Lawrence
 1977 Mackey Tindall, Brockport St.
 1978 Barry Bennett, Concordia-M'head
 1979 Gene Rowell, Dubuque
 1980 Don Wagner, Millersville
 1981 Duane Koslowski, Minn.-Morris
 1982 Dennis Koslowski, Minn.-Morris
 1983 Bob Muth, Allegheny
 1984 Mike Conners, St. Lawrence
 1985 Matt Renn, Wis.-River Falls
 1986 Chris Tironi, Albany (N.Y.)
 1987 Chris Tironi, Albany (N.Y.)
 1988 Pat Conners, St. Lawrence
 1989 Vince Cameron, Ohio Northern
 1990 Mike Fusilli, Ithaca
 1991 Chester Grauberger, Augsburg
 1992 Dan Bobish, Mount Union
 1993 Glen Sandull, Col. of New Jersey
 1994 Glen Sandull, Col. of New Jersey
 1995 Jay Huff, Buena Vista
 1996 Derek Messmer, Case Reserve
 1997 Perry Miller, Wis.-Stevens Point
 1998 Perry Miller, Wis.-Stevens Point
 1999 Rich Eslich, John Carroll
 2000 Ben Bauer, Augsburg
 2001 Ben Bauer, Augsburg
 2002 Jason Ott, Wis.-La Crosse

Discontinued Weight Classes

118-POUND WEIGHT CLASS

- 1974 Eric Mast, Elizabethtown
 1975 Nabil Guketlov, Montclair St.
 1976 Jack Mulhall, John Carroll
 1977 Eric Mast, Elizabethtown
 1978 Henry Callie, Millersville
 1979 Ed Bailey, Salisbury
 1980 Tom Jacoutot, Buffalo
 1981 Dan Stefancin, John Carroll
 1982 Dave Parisi, Oswego St.
 1983 Greg Lonning, Luther
 1984 Steve Gliva, Augsburg
 1985 Tim Jacoutot, Col. of New Jersey
 1986 Shawn Sheldon, Albany (N.Y.)
 1987 Tim Jacoutot, Col. of New Jersey
 1988 Tim Jacoutot, Col. of New Jersey
 1989 Dave Jordan, Buena Vista
 1990 Troy Monks, Cortland St.
 1991 Jason O'Brien, St. Thomas (Minn.)
 1992 Steve Rivera, Col. of New Jersey
 1993 Nick Fornicoia, Augsburg
 1994 Zane Braggs, Wartburg
 1995 Chris Matteotti, Ithaca
 1996 Jeff O'Gara, Wis.-La Crosse
 1997 Henry Gerten, Augsburg
 1998 Henry Gerten, Augsburg

126-POUND WEIGHT CLASS

- 1974 Nabil Guketlov, Montclair St.
 1975 Craig Helmuth, Gettysburg
 1976 Vince Tundo, Montclair St.
 1977 Andy Zook, Millersville
 1978 Mike Rossetti, Col. of New Jersey
 1979 Mike Rossetti, Col. of New Jersey
 1980 Kevin Richard, Brockport St.
 1981 Mike Jacoutot, Col. of New Jersey
 1982 Frank Famiano, Brockport St.
 1983 Frank Famiano, Brockport St.
 1984 Dave Averill, Albany (N.Y.)
 1985 Nick Milonas, Montclair St.
 1986 Nick Milonas, Montclair St.
 1987 Tim Hackel, Central (Iowa)
 1988 Pete Gonzalez, Montclair St.
 1989 Pete Gonzalez, Montclair St.
 1990 Fritz Zagorski, Brockport St.

- 1991 Chad Beck, Central (Iowa)
 1992 Pete Maldonado, Loras
 1993 Tyrone Fambro, Upper Iowa
 1994 Kurt Schneck, Lycoming
 1995 Jesse Armbruster, Augsburg
 1996 Tom Smith, Wartburg
 1997 Tom Smith, Wartburg
 1998 John Gemmill, Ithaca

134-POUND WEIGHT CLASS

- 1974 John Chakmakas, Wilkes
 1975 Mark Hawald Cale, John Carroll
 1976 Mark Hawald Cale, John Carroll
 1977 Ken Mallory, Montclair St.
 1978 Ken Mallory, Montclair St.
 1979 Ken Mallory, Montclair St.
 1980 John Dolch, Salisbury
 1981 Chad Gross, John Carroll
 1982 Steve Fernandes, Col. of New Jersey
 1983 Bob Adams, Augsburg
 1984 Pat McMahon, Augustana (Ill.)
 1985 Scott DeTore, Brockport St.
 1986 Mark Shortleeve, St. Lawrence
 1987 Darren Scott, Ohio Northern
 1988 John Beatty, Augsburg
 1989 Bob Berceau, Wis.-Stevens Point
 1990 T.J. McStravick, Rowan
 1991 Craig Wagner, Augustana (Ill.)
 1992 Raphael Wilson, Augustana (Ill.)
 1993 Joe Hoialmen, Augsburg
 1994 Billy Cotter, Rhode Island Col.
 1995 Scott Stefl, Loras
 1996 Ron Vosburg, Brockport St.
 1997 Dusty Rhodes, Wartburg
 1998 Florian Ghinea, Montclair St.

142-POUND WEIGHT CLASS

- 1974 Art Trovei, Wilkes
 1975 John Martellucci, Brockport St.
 1976 Rick Freitas, Montclair St.
 1977 Steve Cavayero, Binghamton
 1978 Steve Cavayero, Binghamton
 1979 Dan Boos, Luther
 1980 Mike Freudenberg, Humboldt St.
 1981 John Dolch, Salisbury
 1982 Randy Viviani, John Carroll
 1983 Darryl Leslie, Rochester Inst.
 1984 Dan Pantaleo, Olivet
 1985 Shaun Smith, Delaware Valley
 1986 Shaun Smith, Delaware Valley
 1987 Karl Monaco, Montclair St.
 1988 Karl Monaco, Montclair St.
 1989 Shaun Smith, Delaware Valley
 1990 John Beatty, Augsburg
 1991 Frank Croce, Kean
 1992 Mike Gillmor, John Carroll
 1993 Mike Froehlich, Moravian
 1994 Raphael Wilson, Augustana (Ill.)
 1995 Raphael Wilson, Augustana (Ill.)
 1996 Jamal Fox, Wartburg
 1997 Ron Vosburg, Brockport St.
 1998 Ben Shane, Wartburg

150-POUND WEIGHT CLASS

- 1974 Mike Lee, Wilkes
 1975 Charles Becks, John Carroll
 1976 Tony Peraza, Potsdam St.
 1977 Francis Presley, Millersville
 1978 Francis Presley, Millersville
 1979 Gary Wood, William Penn
 1980 Tom Elcott, Allegheny
 1981 Joe Giani, Brockport St.
 1982 Ron Winnie, Brockport St.
 1983 Ron Winnie, Brockport St.
 1984 Shea Kennedy, Augsburg
 1985 Larry DeSimone, Col. of New Jersey
 1986 Bryan Barratt, Rowan
 1987 Ed Brady, Wis.-Whitewater
 1988 Mark Gumble, Binghamton
 1989 Karl Monaco, Montclair St.
 1990 Shawn Voigt, Cornell College
 1991 Travis Young, Simpson
 1992 Travis Young, Simpson
 1993 Tom Hogan, Wartburg
 1994 Brian Stewart, Buena Vista
 1995 Tom Layte, Augsburg
 1996 Chris Potter, Col. of New Jersey

- 1997 Aaron Fitt, Lycoming
 1998 Ryan Schweitzerberger, Buena Vista

158-POUND WEIGHT CLASS

- 1974 Jim Fallis, Lake Superior St.
 1975 Gene Ashley, Wilkes
 1976 Jim Weir, John Carroll
 1977 Mitch Brown, St. Lawrence
 1978 Rick Armstrong, Cortland St.
 1979 Jeff Freedman, Ashland
 1980 Jeff Bouslog, Luther
 1981 Jeff Bouslog, Luther
 1982 Bob Glaberman, Col. of New Jersey
 1983 Chris Casey, Augustana (Ill.)
 1984 Bob Glaberman, Col. of New Jersey
 1985 Andy Seras, Albany (N.Y.)
 1986 Todd Slade, Brockport St.
 1987 John Leone, Brockport St.
 1988 Mike Cronmiller, Ithaca
 1989 Mark Ambrose, Delaware Valley
 1990 Rob Llorca, Wis.-Whitewater
 1991 Rob Llorca, Wis.-Whitewater
 1992 Gary Kroells, Augsburg
 1993 Gary Kroells, Augsburg
 1994 Corey McCauley, Wis.-Stout
 1995 Brandon Totten, Delaware Valley
 1996 Brandon Totten, Delaware Valley
 1997 Ricky Casarez, Loras
 1998 Corey Christensen, Simpson

167-POUND WEIGHT CLASS

- 1974 Mike Van Boxel, Ripon
 1975 Jim Weisenfluh, Wilkes
 1976 Dante Caprio, Montclair St.
 1977 Jim Weir, John Carroll
 1978 Jim Weir, John Carroll
 1979 Tom Beyer, Minn.-Morris
 1980 Brett Slamm, Wheaton (Ill.)
 1981 Woody Vandenberg, Brockport St.
 1982 Jeff Cox, Brockport St.
 1983 Todd Northrup, St. Lawrence
 1984 Chris Casey, Augustana (Ill.)
 1985 John Monaco, Montclair St.
 1986 Steve Klein, Buffalo
 1987 John Monaco, Montclair St.
 1988 Mark Hoppel, Muskingum
 1989 Randy Worrell, Delaware Valley
 1990 Troy Gardner, Lycoming
 1991 Jon McGovern, Central (Iowa)
 1992 Jon McGovern, Central (Iowa)
 1993 Lance Christensen, Wartburg
 1994 Chris Ricklic, Case Reserve
 1995 Chris Ricklic, Case Reserve
 1996 Brandon Penzkover, Wis.-La Crosse
 1997 Matt Hamill, Rochester Inst.
 1998 Jim Peterson, Augsburg

177-POUND WEIGHT CLASS

- 1974 Frank Calabria, Brockport St.
 1975 Brad Bowman, John Carroll
 1976 Dom DiGiacchino, Montclair St.
 1977 Rich Sippel, Brockport St.
 1978 Paul Petrella, Baldwin-Wallace
 1979 Mark Jarosz, Salisbury
 1980 Mark Jarosz, Salisbury
 1981 Kevin Walzac, Col. of New Jersey
 1982 Brett Slamm, Wheaton (Ill.)
 1983 Anthony Conetta, Brockport St.
 1984 Thomas Pillari, Binghamton
 1985 Dave Brandvold, Wis.-River Falls
 1986 John Monaco, Montclair St.
 1987 Greg MacDonald, Col. of New Jersey
 1988 Pete Georgoutsos, Montclair St.
 1989 Kevin Higgins, Baldwin-Wallace
 1990 Mike Yanosik, Cortland St.
 1991 Peter Wang, Chicago
 1992 Peter Wang, Chicago
 1993 Jim Sloan, Montclair St.
 1994 Frank Field, Norwich
 1995 James Meyer, Wis.-La Crosse
 1996 Paul Elsen, Wheaton (Ill.)
 1997 Paul Elsen, Wheaton (Ill.)
 1998 Eric Vaughn, Brockport St.

190-POUND WEIGHT CLASS

- 1974 Rich Molbury, Potsdam St.
 1975 Brent Wissenback, Humboldt St.
 1976 Eric Guyll, Millersville

- 1977 Eric Woolsey, Humboldt St.
 1978 Eric Woolsey, Humboldt St.
 1979 Joe Jarosz, Salisbury
 1980 Dennis Koslowski, Minn.-Morris
 1981 Tom Martucci, Col. of New Jersey
 1982 Phil Lanzatella, St. Lawrence
 1983 Nick D'Angelo, John Carroll
 1984 Doug Morse, Oswego St.
 1985 Lelan Rogers, St. Lawrence
 1986 Mike Himes, Upper Iowa
 1987 Vic Pozsonyi, Col. of New Jersey
 1988 Mike Himes, Upper Iowa
 1989 Dean Gavin, Wartburg
 1990 Brian Quick, Brockport St.
 1991 Scott Vega, Montclair St.
 1992 Brian Quick, Brockport St.
 1993 Jason Bovenzi, St. Lawrence
 1994 Steve Farr, Ithaca
 1995 Jason Bovenzi, Ithaca
 1996 Dan Lewandowski, Augsburg
 1997 Dan Lewandowski, Augsburg
 1998 Matt Hamill, Rochester Inst.

All-Time Team Results

1974: 1. Wilkes, 135 $\frac{1}{2}$; 2. John Carroll, 86 $\frac{1}{2}$; 3. Montclair St., 78; 4. Brockport St., 71 $\frac{1}{2}$; 5. Ashland, 52; 6. Millersville, 48 $\frac{1}{2}$; 7. Lake Superior St., 43 $\frac{1}{2}$; 8. Col. of New Jersey, 39 $\frac{1}{2}$; 9. Mount Union, 28 $\frac{1}{2}$; 10. Frank & Marsh., 28; 11. Potsdam St., 26 $\frac{1}{2}$; 12. (tie) Delaware Valley and Elizabethtown, 24 $\frac{1}{2}$; 14. Ripon, 20; 15. Augustana (Ill.), 17; 16. (tie) Binghamton, Coast Guard and Ithaca, 15; 19. Kutztown, 14; 20. Coe, 11 $\frac{1}{2}$; 21. (tie) MIT and Wabash, 11; 23. Albany (N.Y.), 9; 24. (tie) MacMurray and Mansfield, 8 $\frac{1}{2}$; 26. Oswego St., 8; 27. Olivet, 6; 28. Lebanon Valley, 4 $\frac{1}{2}$; 29. (tie) Ohio Northern and Sonoma St., 4; 31. DePauw, 3 $\frac{1}{2}$; 32. Luther, 3; 33. (tie) CCNY, Colorado Mines, St. John's (Minn.) and Wooster, 2 $\frac{1}{2}$; 37. (tie) Maryville (Mo.), Washington (Mo.) and Wash. & Jeff., 2; 40. (tie) Moravian, Rochester, Rochester Inst. and Western Md., 1 $\frac{1}{2}$; 44. Susquehanna, 1.

1975: 1. John Carroll, 111; 2. Montclair St., 96; 3. Wilkes, 92; 4. Potsdam St., 57; 5. Binghamton, 51 $\frac{1}{2}$; 6. Ashland, 51; 7. Millersville, 45 $\frac{1}{2}$; 8. Brockport St., 45; 9. Humboldt St., 36 $\frac{1}{2}$; 10. Gettysburg, 28 $\frac{1}{2}$; 11. Oswego St., 24 $\frac{1}{2}$; 12. Mansfield, 21 $\frac{1}{2}$; 13. Coe, 19 $\frac{1}{2}$; 14. Col. of New Jersey, 17 $\frac{1}{2}$; 15. (tie) Elizabethtown and St. Lawrence, 16 $\frac{1}{2}$; 17. (tie) Coast Guard and Mass. Maritime, 15; 19. (tie) Mount Union and York (Pa.), 14 $\frac{1}{2}$; 21. Albany (N.Y.), 13 $\frac{1}{2}$; 22. Augustana (Ill.), 13; 23. Ripon, 12; 24. Delaware Valley, 10 $\frac{1}{2}$; 25. Luther, 10; 26. MIT, 9 $\frac{1}{2}$; 27. (tie) Lebanon Valley, Oberlin and Wash. & Jeff., 9; 30. Rensselaer, 7 $\frac{1}{2}$; 31. Cortland St., 7; 32. Baldwin-Wallace, 6 $\frac{1}{2}$; 33. Ithaca, 6; 34. (tie) MacMurray, Olivet and Rochester Inst., 5 $\frac{1}{2}$; 37. (tie) Ohio Northern and Thiel, 5; 39. Cal St. Chico, 4 $\frac{1}{2}$; 40. Lycoming, 4; 41. (tie) Amherst and Kalamazoo, 3 $\frac{1}{2}$; 43. (tie) Plymouth St. and Wash. & Lee, 3; 45. (tie) Geneseo St. and Kutztown, 2 $\frac{1}{2}$; 47. (tie) Adrian and Allegheny, 2; 49. (tie) Hiram and Maryville (Mo.), 1 $\frac{1}{2}$; 51. (tie) Alma, Calvin, Case Reserve, Grove City, Heidelberg, Moravian, Muskingum, Rochester and Rowan, 1; 60. (tie) Neb. Wesleyan, Union (N.Y.) and Williams, 1/2.

1976: 1. Montclair St., 143; 2. John Carroll, 112 $\frac{1}{4}$; 3. Ashland, 51; 4. St. Lawrence, 44 $\frac{1}{2}$; 5. Millersville, 42; 6. Mass. Maritime, 39 $\frac{1}{2}$; 7. Lycoming, 36; 8. (tie) Gettysburg and Potsdam St., 29; 10. Humboldt St., 28 $\frac{1}{2}$; 11. Coe, 24 $\frac{1}{2}$; 12. Binghamton, 23 $\frac{3}{4}$; 13. Brockport St., 22 $\frac{1}{2}$; 14. Luther, 22; 15. Upper Iowa, 21 $\frac{1}{2}$; 16. Wheaton (Ill.), 21; 17. MacMurray, 20; 18. Col. of New Jersey, 19; 19. (tie) Cortland St. and MIT, 18; 21. Hiram, 15; 22. Delaware Valley, 14; 23. Cal St. Stanislaus, 13 $\frac{3}{4}$; 24. Maryville (Mo.), 11 $\frac{1}{2}$; 25. Grove City, 11 $\frac{1}{2}$; 26. Kutztown, 11; 27. Olivet, 9 $\frac{3}{4}$; 28. Wartburg, 9 $\frac{1}{4}$; 29. Cornell College, 9; 30. Simpson, 8 $\frac{3}{4}$; 31. Ohio Northern, 8 $\frac{1}{2}$; 32. Thiel, 7 $\frac{1}{2}$; 33. Coast Guard, 5; 34. Lake Superior St., 3 $\frac{1}{2}$; 35. (tie) Merchant Marine and York (Pa.), 3 $\frac{1}{4}$; 37. (tie) Kalamazoo and Oswego St., 3; 39. (tie) Cal Lutheran, Elizabethtown, Loras, Rhode Island Col. and Widener, 2 $\frac{1}{2}$; 44. (tie) Adrian, Alma, Amherst, Baldwin-Wallace, Millikin, Monmouth (Ill.), Oberlin and Rowan, 2; 52. Augustana (Ill.), 1 $\frac{3}{4}$; 53. Oneonta St., 1 $\frac{1}{2}$; 54. (tie) Mansfield, Rochester Inst., St. Thomas (Minn.) and Wash. & Jeff., 1; 58. (tie) Hamline and Wabash, 1/2.

1977: 1. Brockport St., 99 $\frac{1}{4}$; 2. Humboldt St., 93; 3. Millersville, 65 $\frac{1}{4}$; 4. Montclair St., 61 $\frac{1}{2}$; 5. John Carroll, 57; 6. Cortland St., 50; 7. St. Lawrence, 41 $\frac{1}{2}$; 8. Lycoming, 39 $\frac{3}{4}$; 9. Elizabethtown, 39 $\frac{1}{2}$; 10. Maryville (Mo.), 37 $\frac{1}{2}$; 11. Coe, 37 $\frac{1}{4}$; 12. Binghamton, 36 $\frac{3}{4}$; 13. Wartburg, 35; 14. Upper Iowa, 33 $\frac{3}{4}$; 15. Col. of New Jersey, 32 $\frac{1}{2}$; 16. Ashland, 30 $\frac{1}{4}$; 17. Oswego St., 28 $\frac{1}{4}$; 18. Mass. Maritime, 24 $\frac{1}{2}$; 19. Hiram, 16; 20. Cornell College, 14 $\frac{1}{2}$; 21. William Penn, 12 $\frac{1}{2}$; 22. (tie) Olivet and Swarthmore, 12 $\frac{1}{4}$; 24. Gettysburg, 11 $\frac{3}{4}$; 25. Augustana (Ill.), 11 $\frac{1}{2}$; 26. Union (N.Y.), 10 $\frac{3}{4}$; 27. Mansfield, 10; 28. Wheaton (Ill.), 9; 29. Salisbury, 8 $\frac{1}{2}$; 30. Plymouth St., 8; 31. (tie) Hamline, Kutztown and Ursinus, 7 $\frac{1}{2}$; 34. (tie) Lebanon Valley, Maritime (N.Y.) and York (Pa.), 6 $\frac{1}{2}$; 37. Rowan, 6; 38. Rochester Inst., 5 $\frac{1}{2}$; 39. St. Thomas (Minn.), 5; 40. Wash. & Jeff., 4 $\frac{3}{4}$; 41. Allegheny, 4; 42. Case Reserve, 3 $\frac{1}{2}$; 43. (tie) Adrian, Delaware Valley, Ferris St., Luther, North Central and Western New Eng., 3; 49. Cal St. Stanislaus, 2 $\frac{3}{4}$; 50. (tie) Capital, Grove City and Moravian, 2 $\frac{1}{2}$; 53. (tie) Albany (N.Y.), Amherst, Lynchburg, Marietta, Oberlin, Ohio Northern, Oneonta St., Potsdam St., St. John Fisher and Wash. & Lee, 2; 63. (tie) Baldwin-Wallace, MacMurray, Mount Union, Ripon and Thiel, 1 $\frac{1}{2}$; 68. (tie) Coast Guard and Geneseo St., 1; 70. (tie) Buena Vista, Lawrence and Mass.-Lowell, 1/2.

1978: 1. Buffalo, 91 $\frac{3}{4}$; 2. Millersville, 90; 3. Humboldt St., 71 $\frac{1}{2}$; 4. Cortland St., 64 $\frac{1}{2}$; 5. Binghamton, 63 $\frac{1}{2}$; 6. St. Lawrence, 51 $\frac{1}{4}$; 7. Brockport St., 50; 8. Montclair St., 48; 9. Concordia-Mhead, 46 $\frac{1}{4}$; 10. Minn.-Morris, 36; 11. John Carroll, 34 $\frac{3}{4}$; 12. Salisbury, 29 $\frac{1}{4}$; 13. Col. of New Jersey, 28 $\frac{3}{4}$; 14. (tie) Hiram and Wartburg, 27 $\frac{3}{4}$; 16. Ohio Northern, 25; 17. Baldwin-Wallace, 24 $\frac{3}{4}$; 18. Ashland, 24; 19. Luther, 20 $\frac{3}{4}$; 20. Mount Union, 20; 21. Upper Iowa, 19; 22. Coe, 17 $\frac{1}{4}$; 23. Gettysburg, 15 $\frac{3}{4}$; 24. Mansfield, 15 $\frac{1}{2}$; 25. Maryville (Mo.), 13 $\frac{1}{2}$; 26. Potsdam St., 12 $\frac{1}{2}$; 27. Lycoming, 11 $\frac{3}{4}$; 28. St. Thomas (Minn.), 11; 29. Coast Guard, 10 $\frac{1}{4}$; 30. Ursinus, 8; 31. Wheaton (Ill.), 7 $\frac{1}{2}$; 32. Swarthmore, 7; 33. (tie) Cornell College, Kalamazoo, Muskingum and York (Pa.), 6 $\frac{1}{2}$; 37. (tie) Grove City and Hamline, 6; 39. Oswego St., 5 $\frac{1}{2}$; 40. (tie) Delaware Valley and North Central, 5; 42. Central (Iowa), 4 $\frac{1}{2}$; 43. (tie) Capital and Union (N.Y.), 4; 45. (tie) Albany (N.Y.) and St. John Fisher, 3 $\frac{3}{4}$; 47. (tie) Olivet and Thiel, 3 $\frac{1}{2}$; 49. Augustana (Ill.), 3; 50. (tie) Alma, Elizabethtown, MacMurray and Wash. & Jeff., 2 $\frac{1}{2}$; 54. (tie) Allegheny, Maritime (N.Y.), Mass. Maritime, Ripon, Williams and Worcester Tech, 2; 60. (tie) DePauw, Kutztown, Neb. Wesleyan, Oneonta St., Pomona-Pitzer, Rochester and Washington (Mo.), 1 $\frac{1}{2}$; 67. (tie) Duquesne, Geneseo St., Lynchburg, Wabash, Wash. & Lee and Wesleyan (Conn.), 1.

1979: 1. Col. of New Jersey, 77 $\frac{3}{4}$; 2. Brockport St., 77 $\frac{1}{2}$; 3. Salisbury, 75; 4. Minn.-Morris, 56 $\frac{3}{4}$; 5. Montclair St., 54 $\frac{3}{4}$; 6. Millersville, 48 $\frac{1}{4}$; 7. Buffalo, 48; 8. Ashland, 45 $\frac{3}{4}$; 9. Humboldt St., 44 $\frac{3}{4}$; 10. William Penn, 31; 11. Cortland St., 29; 12. John Carroll, 28 $\frac{1}{4}$; 13. Lycoming, 25; 14. (tie) St. Lawrence and Upper Iowa, 24; 16. Baldwin-Wallace, 23 $\frac{3}{4}$; 17. Luther, 23 $\frac{1}{2}$; 18. Duquesne, 21 $\frac{1}{2}$; 19. Allegheny, 16 $\frac{1}{2}$; 20. (tie) Cal St. Stanislaus and York (Pa.), 14 $\frac{1}{2}$; 22. Gettysburg, 13 $\frac{1}{2}$; 23. Western New Eng., 12 $\frac{1}{2}$; 24. Wheaton (Ill.), 11; 25. Kutztown, 10 $\frac{1}{4}$; 26. Delaware Valley, 10; 27. Potsdam St., 9; 28. (tie) Concordia-Mhead and Kalamazoo, 8; 30. Mansfield, 7 $\frac{1}{2}$; 31. Ursinus, 7; 32. Juniata, 6; 33. Muskingum, 5 $\frac{3}{4}$; 34. (tie) Hiram and Mass. Maritime, 5 $\frac{1}{2}$; 36. Case Reserve, 5 $\frac{1}{4}$; 37. (tie) Binghamton and Ithaca, 5; 39. Coast Guard, 4 $\frac{3}{4}$; 40. Millikin, 4 $\frac{1}{2}$; 41. Hunter, 4 $\frac{1}{4}$; 42. (tie) St. John's (Minn.) and Wash. & Jeff., 4; 44. (tie) Alma and Worcester Tech, 3 $\frac{1}{2}$; 46. Mount Union, 3; 47. Carthage, 2 $\frac{3}{4}$; 48. (tie) Central (Iowa), Coe, Marietta, Ohio Northern, Oswego St., Rhode Island Col., Rowan, Scranton, Wabash and Wartburg, 2; 58. Elizabethtown, 1 $\frac{3}{4}$; 59. FDU-Madison, 1 $\frac{1}{2}$; 60. (tie) Adrian, Claremont-M.S., Hamline, Oneonta St., Plymouth St., Ripon, St. Thomas (Minn.) and Swarthmore, 1.

1980: 1. Brockport St., 111 $\frac{1}{4}$; 2. Col. of New Jersey, 88 $\frac{3}{4}$; 3. Salisbury, 80 $\frac{1}{2}$; 4. Humboldt St., 78 $\frac{1}{2}$; 5. Millersville, 64; 6. Minn.-Morris, 57 $\frac{1}{2}$; 7. John Carroll, 37 $\frac{1}{2}$; 8. Binghamton, 31 $\frac{1}{2}$; 9. Oswego St., 30 $\frac{1}{2}$; 10. Rochester Inst., 28 $\frac{1}{2}$; 11. (tie) Elizabethtown and Luther, 26 $\frac{1}{2}$; 13. Buffalo, 24 $\frac{1}{2}$; 14. Allegheny, 23; 15. Lycoming, 21 $\frac{3}{4}$; 16. Wheaton (Ill.), 21 $\frac{1}{4}$; 17. Rutgers-Newark, 21; 18. Cornell College, 18 $\frac{3}{4}$; 19. St. Lawrence, 18 $\frac{1}{2}$; 20. Montclair St., 17 $\frac{1}{4}$; 21. (tie) Delaware Valley and Swarthmore, 16 $\frac{1}{2}$; 23. (tie) Wabash and Worcester Tech, 14; 25. Cortland St., 13 $\frac{1}{4}$; 26. Hiram, 11 $\frac{3}{4}$; 27. Muskingum, 11; 28. Mansfield, 10 $\frac{1}{4}$; 29. Cal St. Stanislaus, 9 $\frac{1}{2}$; 30. Albany

19. (tie) Buena Vista and Delaware Valley, 16 $\frac{1}{2}$; 21. Moravian, 15 $\frac{1}{2}$; 22. Upper Iowa, 15; 23. Worcester Tech, 14; 24. (tie) Rhode Island Col. and Thiel, 13; 26. Oneonta St., 12 $\frac{3}{4}$; 27. New York U., 11 $\frac{1}{2}$; 28. Wis.-Whitewater, 11 $\frac{1}{4}$; 29. Oswego St., 10; 30. Montclair St., 9; 31. Wis.-La Crosse, 8; 32. Heidelberg, 6; 33. Binghamton, 5 $\frac{1}{2}$; 34. (tie) Illinois Col. and Ohio Northern, 4 $\frac{1}{2}$; 36. (tie) Hunter, Juniata, Susquehanna and Ursinus, 3 $\frac{1}{2}$; 40. (tie) Carroll (Wis.), Coe, Cornell College, Kean and Rochester Inst., 3; 45. (tie) Baldwin-Wallace and Concordia (Ill.), 2 $\frac{1}{2}$; 47. (tie) Capital, Rutgers-Camden, St. Thomas (Minn.) and Western New Eng., 2; 51. St. John's (Minn.), 1 $\frac{1}{2}$; 52. (tie) Millikin, Rose-Hulman, Trinity (Conn.), Wheaton (Ill.), Wis.-Stout and York (Pa.), 1.

1993: 1. Augsburg, 93; 2. Wartburg, 92; 3. Montclair St., 55 $\frac{1}{2}$; 4. Ithaca, 54; 5. Col. of New Jersey, 39; 6. Wis.-La Crosse, 38 $\frac{1}{2}$; 7. Wis.-Stevens Point, 35 $\frac{1}{2}$; 8. (tie) Moravian and St. Lawrence, 34 $\frac{1}{2}$; 10. Brockport St., 34; 11. Central (Iowa), 31 $\frac{1}{2}$; 12. John Carroll, 27; 13. Augustana (Ill.), 26 $\frac{1}{2}$; 14. Cortland St., 26; 15. Thiel, 25 $\frac{1}{2}$; 16. Simpson, 23; 17. (tie) Kean and Upper Iowa, 20; 19. Buena Vista, 18 $\frac{3}{4}$; 20. Worcester Tech, 18 $\frac{1}{2}$; 21. Wis.-Stout, 17; 22. York (Pa.), 16 $\frac{1}{2}$; 23. Loras, 15; 24. St. John's (Minn.), 12; 25. (tie) Chicago and Trinity (Conn.), 9; 27. Illinois Col., 8 $\frac{1}{4}$; 28. (tie) Albany (N.Y.), Delaware Valley, Olivet, 8; 31. (tie) Plymouth St. and St. Thomas (Minn.), 7 $\frac{1}{2}$; 33. Wis.-Whitewater, 7; 34. Luther, 6 $\frac{1}{2}$; 35. (tie) Case Reserve, Hunter, Manchester and Wis.-Platteville, 4 $\frac{1}{2}$; 39. Williams, 4; 40. (tie) Binghamton, Coe, Heidelberg, Rhode Island Col., 3 $\frac{1}{2}$; 44. (tie) Cornell College and Waynesburg, 3; 46. Lycoming, 2 $\frac{1}{2}$; 47. (tie) North Central, Ohio Northern, Oneonta St., Oswego St., Wis.-Oshkosh and Wis.-River Falls, 2; 53. (tie) Dubuque and Elizabethtown, 1 $\frac{1}{2}$; 55. (tie) Norwich and Rochester Inst., 1; 57. King's (Pa.) and Wheaton (Ill.), $\frac{1}{2}$.

1994: 1. Ithaca, 77 $\frac{3}{4}$; 2. Wartburg, 75; 3. Col. of New Jersey, 66; 4. Augsburg, 62 $\frac{1}{4}$; 5. Buena Vista, 49 $\frac{1}{2}$; 6. Wis.-La Crosse, 45; 7. Wis.-Stevens Point, 34; 8. Mount Union, 33; 9. Kean, 32 $\frac{1}{4}$; 10. Case Reserve, 31 $\frac{1}{2}$; 11. Norwich, 28 $\frac{3}{4}$; 12. Rhode Island Col., 28 $\frac{1}{2}$; 13. Cornell College, 27; 14. Albany (N.Y.), 25 $\frac{1}{4}$; 15. John Carroll, 23 $\frac{1}{2}$; 16. Lycoming, 23; 17. (tie) Augustana (Ill.) and Wis.-Stout, 21 $\frac{1}{2}$; 19. Baldwin-Wallace, 19 $\frac{1}{2}$; 20. Central (Iowa), 18 $\frac{1}{2}$; 21. Ohio Northern, 18; 22. Olivet, 17 $\frac{1}{2}$; 23. Cortland St., 14 $\frac{1}{2}$; 24. Brockport St., 13 $\frac{1}{2}$; 25. Trinity (Conn.), 13; 26. (tie) Binghamton, Heidelberg and St. John's (Minn.), 12 $\frac{1}{2}$; 29. Luther, 11 $\frac{1}{2}$; 30. Chicago, 10; 31. Wis.-Whitewater, 8 $\frac{3}{4}$; 32. Wis.-River Falls, 8 $\frac{1}{2}$; 33. (tie) Moravian and Plymouth St., 7; 35. Loras, 6 $\frac{1}{2}$; 36. Thiel, 6; 37. Wis.-Oshkosh, 5 $\frac{3}{4}$; 38. (tie) King's (Pa.), Muhlenberg and Simpson, 5; 41. (tie) Delaware Valley, Oswego St. and St. Thomas (Minn.), 4; 44. (tie) Wilmington (Ohio) and Worcester Tech, 3 $\frac{1}{2}$; 46. Coe, 3; 47. Oneonta St., 2 $\frac{1}{2}$; 48. (tie) Dubuque and Ripon, 2; 50. (tie) Elizabethtown, Manchester and Upper Iowa, 1 $\frac{1}{2}$; 53. (tie) Carroll (Wis.), Lawrence, Monmouth (Ill.), Montclair St., North Central, Rochester Inst., Western New Eng. and Wheaton (Ill.), 1; 61. Ursinus, $\frac{1}{2}$.

1995: 1. Augsburg, 84 $\frac{1}{2}$; 2. Col. of New Jersey, 76 $\frac{1}{2}$; 3. Ithaca, 50 $\frac{1}{2}$; 4. Buena Vista, 50; 5. Brockport St., 49 $\frac{1}{2}$; 6. Wartburg, 47 $\frac{1}{2}$; 7. Wis.-Stevens Point, 46 $\frac{1}{2}$; 8. Augustana (Ill.), 40; 9. Manchester, 38 $\frac{1}{2}$; 10. Mount Union, 36 $\frac{1}{2}$; 11. Delaware Valley, 34 $\frac{1}{2}$; 12. (tie) Albany (N.Y.) and Wis.-La Crosse, 34; 14. Cortland St., 26 $\frac{1}{2}$; 15. John Carroll, 24; 16. Loras, 23; 17. Elizabethtown, 22 $\frac{1}{2}$; 18. Case Reserve, 22; 19. Montclair St., 21 $\frac{1}{2}$; 20. St. John's (Minn.), 20; 21. Trinity (Conn.), 16 $\frac{1}{2}$; 22. Coe, 16; 23. St. Lawrence, 15; 24. Central (Iowa), 14; 25. (tie) Wis.-River Falls and Worcester Tech, 13 $\frac{1}{2}$; 27. Ohio Northern, 12 $\frac{1}{2}$; 28. Wheaton (Ill.), 12; 29. Luther, 11 $\frac{1}{2}$; 30. Kean, 11; 31. (tie) Heidelberg and Lycoming, 10 $\frac{1}{2}$; 33. Oswego St., 8; 34. (tie) Plymouth St. and Roger Williams, 6; 36. Wis.-Stout, 5 $\frac{1}{2}$; 37. (tie) Thiel, Williams, York (Pa.), 4 $\frac{1}{2}$; 40. Cornell College, 4; 41. Messiah, 3 $\frac{1}{2}$; 42. (tie) North Central and Simpson, 3; 44. (tie) MIT, Scranton, Wis.-

Platteville and Wis.-Whitewater, 2 $\frac{1}{2}$; 48. (tie) Coast Guard, Norwich, Rochester and Western New Eng., 2; 52. (tie) Baldwin-Wallace, St. Thomas (Minn.) and Wis.-Eau Claire, 1; 55. Olivet, $\frac{1}{2}$.

1996: 1. Wartburg, 95 $\frac{1}{2}$; 2. Augsburg, 89 $\frac{1}{2}$; 3. Col. of New Jersey, 72; 4. Wis.-La Crosse, 59 $\frac{1}{2}$; 5. Wis.-Stevens Point, 49; 6. Cortland St., 46 $\frac{1}{2}$; 7. (tie) Brockport St. and Springfield, 41 $\frac{1}{2}$; 9. St. Thomas (Minn.), 37; 10. (tie) Delaware Valley and Loras, 26 $\frac{1}{2}$; 12. (tie) Lycoming and St. John's (Minn.), 25; 14. Case Reserve, 24; 15. (tie) Western New Eng. and Wheaton (Ill.), 23 $\frac{1}{2}$; 17. Binghamton, 22 $\frac{1}{2}$; 18. Cornell College, 20; 19. York (Pa.), 18; 20. Oswego St., 17; 21. Montclair St., 16 $\frac{1}{2}$; 22. (tie) Ithaca and Manchester, 16; 24. Rochester Inst., 15 $\frac{1}{2}$; 25. Buena Vista, 14 $\frac{1}{2}$; 26. (tie) Elizabethtown and Mount Union, 13 $\frac{1}{2}$; 28. (tie) Plymouth St. and Wis.-Stout, 13; 30. Wis.-Oshkosh, 12 $\frac{1}{2}$; 31. John Carroll, 11; 32. Ohio Northern, 8 $\frac{1}{2}$; 33. Williams, 8; 34. Wis.-Whitewater, 7 $\frac{1}{2}$; 35. Gettysburg, 7; 36. (tie) Olivet, Trinity (Conn.) and Wis.-River Falls, 6 $\frac{1}{2}$; 39. Heidelberg, 6; 40. Chicago, 4 $\frac{1}{2}$; 41. (tie) Coe, Luther, Simpson, Wilmington (Ohio); 45. (tie) Augustana (Ill.), Central (Iowa) and Upper Iowa, 3 $\frac{1}{2}$; 48. (tie) Lawrence and Messiah, 3; 50. (tie) Norwich and Wesleyan (Conn.), 2 $\frac{1}{2}$; 52. Carroll (Wis.), 2; 53. (tie) St. Olaf and Wabash, 1; 55. (tie) Concordia-Mhead and Wis.-Platteville, $\frac{1}{2}$.

1997: 1. Augsburg, 122; 2. Wartburg, 80; 3. Col. of New Jersey, 65 $\frac{1}{2}$; 4. Brockport St., 54 $\frac{1}{2}$; 5. Wis.-Stevens Point, 48; 6. Manchester, 41 $\frac{1}{2}$; 7. Lycoming, 41; 8. Wis.-La Crosse, 37 $\frac{1}{2}$; 9. (tie) St. John's (Minn.) and Springfield, 32 $\frac{1}{2}$; 11. Loras, 29 $\frac{1}{2}$; 12. John Carroll, 27; 13. (tie) Delaware Valley and Rochester Inst., 23; 15. Wheaton (Ill.), 21; 16. Ithaca, 18; 17. (tie) Simpson and Wilmington (Ohio), 17 $\frac{1}{2}$; 19. St. Thomas (Minn.), 17; 20. Western New Eng., 16 $\frac{1}{2}$; 21. (tie) Gettysburg and Upper Iowa, 16; 23. (tie) Cornell College and Heidelberg, 15; 25. Chicago, 14 $\frac{1}{2}$; 26. (tie) Cortland St. and Mount Union, 13 $\frac{1}{2}$; 28. (tie) Worcester Tech and York (Pa.), 12 $\frac{1}{2}$; 30. Wis.-Whitewater, 12; 31. Binghamton, 11 $\frac{1}{2}$; 32. Buena Vista, 8 $\frac{1}{2}$; 33. (tie) Central (Iowa), Montclair St. and St. Olaf, 8; 36. Oswego St., 7; 37. (tie) Luther, Norwich and Ohio Northern, 6; 40. Wis.-Stout, 5; 41. Wis.-Platteville, 4; 42. (tie) Coast Guard, Plymouth St. and Ursinus, 3 $\frac{1}{2}$; 45. (tie) Messiah and New York U., 3; 47. (tie) Lawrence and Olivet, 2 $\frac{1}{2}$; 49. (tie) Baldwin-Wallace and Wabash, 2; 51. (tie) Coe and Monmouth (Ill.), 1 $\frac{1}{2}$; 53. (tie) Elizabethtown, Roger Williams, Thiel, Wesleyan (Conn.) and Western Md., 1; 58. (tie) Augustana (Ill.) and Hunter, $\frac{1}{2}$.

1998: 1. Augsburg, 132; 2. Wartburg, 90; 3. Wis.-La Crosse, 61; 4. John Carroll, 52 $\frac{1}{2}$; 5. Simpson, 44; 6. Manchester, 39; 7. Springfield, 35; 8. Rochester Inst., 33; 9. Wis.-Stevens Point, 32 $\frac{1}{2}$; 10. Wis.-Platteville, 32; 11. Buena Vista, 31; 12. Brockport St., 29 $\frac{1}{2}$; 13. Montclair St., 28; 14. Ohio Northern, 22; 15. Col. of New Jersey, 21 $\frac{1}{2}$; 16. Ithaca, 21; 17. (tie) Cortland St. and Plymouth St., 18; 19. Chicago, 17 $\frac{1}{2}$; 20. Luther, 17; 21. Wilmington (Ohio), 16; 22. (tie) Norwich, St. John's (Minn.) and Wis.-Whitewater, 15 $\frac{1}{2}$; 25. Hunter, 15; 26. Lycoming, 13 $\frac{1}{2}$; 27. Wabash, 13; 28. Carroll (Wis.), 12; 29. (tie) Delaware Valley and Gettysburg, 11 $\frac{1}{2}$; 31. Lawrence, 10; 32. (tie) Lebanon Valley and Messiah, 9 $\frac{1}{2}$; 34. (tie) Oswego St. and St. Olaf, 8; 36. (tie) Coe and Trinity (Conn.), 7 $\frac{1}{2}$; 38. Augustana (Ill.), 6 $\frac{1}{2}$; 39. Cornell College, 6; 40. (tie) King's (Pa.), Monmouth (Ill.), North Central and Western New Eng., 4 $\frac{1}{2}$; 44. Millikin, 3; 45. (tie) Baldwin-Wallace, New York U., Western Md. and York (Pa.), 2 $\frac{1}{2}$; 49. (tie) Elizabethtown, Heidelberg, Loras, MacMurray, Mount Union and Upper Iowa, 2; 55. Worcester Tech, 1 $\frac{1}{2}$; 56. (tie) Dubuque, Olivet and Wis.-Oshkosh, 1; 59. Ursinus, $\frac{1}{2}$.

1999: 1. Wartburg, 117 $\frac{1}{2}$; 2. Augsburg, 116; 3. Col. of New Jersey, 63; 4. Buena Vista, 48 $\frac{1}{2}$; 5. John Carroll, 46 $\frac{1}{2}$; 6. Brockport St., 37 $\frac{1}{2}$; 7. St. John's (Minn.), 32; 8. Pacific, 31 $\frac{1}{2}$; 9. (tie) Montclair St. and Springfield, 29 $\frac{1}{2}$; 11. Loras, 28; 12. Upper Iowa, 27; 13. Cortland St., 26; 14. (tie) Wilmington (Ohio) and Wis.-La Crosse,

24 $\frac{1}{2}$; 16. Rochester Inst., 24; 17. Messiah, 22 $\frac{1}{2}$; 18. Lebanon Valley, 19; 19. Capital, 17 $\frac{1}{2}$; 20. (tie) Manchester and Mt. St. Joseph, 15 $\frac{1}{2}$; 22. Plymouth St., 14 $\frac{1}{2}$; 23. Ursinus, 14; 24. Lycoming, 13 $\frac{1}{2}$; 25. (tie) Augustana (Ill.) and Delaware Valley, 12 $\frac{1}{2}$; 27. (tie) Ithaca, Simpson, Western Md. and Wis.-Platteville, 11 $\frac{1}{2}$; 31. Scranton, 10; 32. (tie) Cornell (Iowa) and Luther, 8; 34. Wis.-Oshkosh, 7 $\frac{1}{2}$; 35. Central (Iowa), 7; 36. Norwich, 6 $\frac{1}{2}$; 37. (tie) Coast Guard and Wis.-Stevens Point, 6; 39. Concordia (Ill.), 5 $\frac{1}{2}$; 40. (tie) New York U. and Oswego St., 4 $\frac{1}{2}$; 42. Coe, 4; 43. Worcester Tech, 3 $\frac{1}{2}$; 44. Lawrence, 2 $\frac{1}{2}$; 45. (tie) Baldwin-Wallace and Wis.-River Falls, 2; 47. Mount Union, 1 $\frac{1}{2}$; 48. (tie) King's (Pa.), St. Thomas and Waynesburg, 1; 51. (tie) Hunter, Western New Eng. and York (Pa.), $\frac{1}{2}$.

Note: Lakeland finished with minus-2 team points.

2000: 1. Augsburg, 136; 2. Wartburg, 88; 3. Montclair St., 69; 4. Brockport St., 45 $\frac{1}{2}$; 5. Lycoming, 42 $\frac{1}{2}$; 6. Wis.-La Crosse, 40 $\frac{1}{2}$; 7. Delaware Valley, 38 $\frac{1}{2}$; 8. Buena Vista, 37; 9. Messiah, 31 $\frac{1}{2}$; 10. Springfield, 30 $\frac{1}{2}$; 11. Luther, 29; 12. Upper Iowa, 28 $\frac{1}{2}$; 13. Pacific (Ore.), 22 $\frac{1}{2}$; 14. Loras, 22; 15. Ithaca, 21 $\frac{1}{2}$; 16. Col. of New Jersey, 19 $\frac{1}{2}$; 17. Western Md., 19; 18. Lawrence, 17 $\frac{1}{2}$; 19. Coast Guard, 16; 20. Wheaton (Ill.), 15 $\frac{1}{2}$; 21. St. John's (Minn.), 14 $\frac{1}{2}$; 22. Augustana (Ill.), 11 $\frac{1}{2}$; 23. Oswego St., 10 $\frac{1}{2}$; 24. Wilmington (Ohio), 10; 25. Wilkes, 9 $\frac{1}{2}$; 26. Mount Union, 7; 27. Coe, 6 $\frac{1}{2}$; 28. Manchester, 6; 29. (tie) Baldwin-Wallace, Ohio Northern and Rochester Inst., 5 $\frac{1}{2}$; 32. (tie) New York U. and Roger Williams, 5; 34. Waynesburg, 4 $\frac{1}{2}$; 35. Norwich, 4; 36. Millikin, 3 $\frac{1}{2}$; 37. John Carroll, 3; 38. (tie) Illinois Col., Wis.-Stevens Point, 2 $\frac{1}{2}$; 40. (tie) Olivet, Simpson, Oneonta St., Wabash and York (Pa.), 2; 45. (tie) Muskingum, Plymouth St. and Trinity (Conn.), 1 $\frac{1}{2}$; 48. Muhlenberg, 1; 49. (tie) Case Reserve and Mt. St. Joseph, $\frac{1}{2}$.

2001: 1. Augsburg, 119 $\frac{1}{2}$; 2. Wis.-La Crosse, 72; 3. Brockport St., 68 $\frac{1}{2}$; 4. Luther, 60; 5. Col. of New Jersey, 58 $\frac{1}{2}$; 6. Wartburg, 55; 7. Montclair St., 40; 8. Buena Vista, 36 $\frac{1}{2}$; 9. Loras, 33 $\frac{1}{2}$; 10. Lawrence, 31; 11. Upper Iowa, 30; 12. (tie) Ithaca and John Carroll, 28 $\frac{1}{2}$; 14. Simpson, 24; 15. Lycoming, 23; 16. Case Reserve, 21; 17. Wheaton (Ill.), 20; 18. St. John's (Minn.), 19; 19. Augustana (Ill.), 16 $\frac{1}{2}$; 20. (tie) Messiah and Coast Guard, 16; 22. Manchester, 15; 23. Cornell College, 14 $\frac{1}{2}$; 24. Mount Union, 14; 25. Wilmington (Ohio), 13 $\frac{1}{2}$; 26. Coe, 12 $\frac{1}{2}$; 27. Olivet, 11 $\frac{1}{2}$; 28. Thiel, 11; 29. King's (Pa.), 10 $\frac{1}{2}$; 30. (tie) Mt. St. Joseph, Delaware Valley and Wis.-Platteville, 10; 33. Western Md., 9; 34. Chicago, 8 $\frac{1}{2}$; 35. (tie) Muskingum and Wis.-Whitewater, 8; 37. (tie) Pacific (Ore.) and Trinity (Conn.), 6; 39. (tie) Roger Williams, Oneonta St., Wis.-Stevens Point and Waynesburg, 5 $\frac{1}{2}$; 43. Central (Iowa), 4 $\frac{1}{2}$; 44. Muhlenberg, 3 $\frac{1}{2}$; 45. Ohio Northern, 3; 46. Cortland St., 2 $\frac{1}{2}$; 47. (tie) Norwich, Rhode Island Col., Oswego St. and Wis.-Eau Claire, 2; 51. (tie) Capital, Illinois Col., St. Olaf and Wesleyan (Conn.), $\frac{1}{2}$.

2002: 1. Augsburg, 87; 2. (tie) Upper Iowa and Wartburg, 81; 4. Wis.-La Crosse, 68; 5. Buena Vista, 63 $\frac{1}{2}$; 6. Ithaca, 54; 7. Loras, 47; 8. Manchester, 39 $\frac{1}{2}$; 9. (tie) Montclair St. and Oswego St., 31 $\frac{1}{2}$; 11. Col. of New Jersey, 29; 12. Wis.-Stevens Point, 26; 13. Springfield, 25 $\frac{1}{2}$; 14. Cortland St., 24; 15. Brockport St., 23 $\frac{1}{2}$; 16. Luther, 22; 17. Lycoming, 21 $\frac{1}{2}$; 18. (tie) King's (Pa.) and Wilmington (Ohio), 20 $\frac{1}{2}$; 20. (tie) Lawrence and Rochester Inst., 20; 22. Central (Iowa), 17 $\frac{1}{2}$; 23. St. John's (Minn.), 16 $\frac{1}{2}$; 24. Western Md., 16; 25. (tie) Case Reserve and John Carroll, 15 $\frac{1}{2}$; 27. Pacific (Ore.) 13 $\frac{1}{2}$; 28. New York U., 11 $\frac{1}{2}$; 29. Mt. St. Joseph, 11; 30. (tie) Delaware Valley and Johnson & Wales, 10 $\frac{1}{2}$; 32. Lakeland, 10; 33. Wash. & Jeff., 9; 34. Hunter, 7 $\frac{1}{2}$; 35. Bridgewater St., 7; 36. Messiah, 6 $\frac{1}{2}$; 37. Thiel, 6; 38. Wis.-Eau Claire, 5 $\frac{1}{2}$; 39. Muhlenberg, 3 $\frac{1}{2}$; 40. (tie) Chicago and Worcester Tech, 2 $\frac{1}{2}$; 42. St. Olaf, 2; 43. (tie) Coe, Milwaukee Engr. and Ohio Northern, 1 $\frac{1}{2}$; 46. Wheaton (Ill.), 1; 47. (tie) MIT and North Central, $\frac{1}{2}$.