

DIVISION I WRESTLING CHAMPIONSHIPS RECORDS BOOK

2020 Championships	2
History.....	13
Individual National Champions.....	21
Team Finishes.....	27
All-Time Team Results.....	33



2020 CHAMPIONSHIPS

The 2020 championships were canceled after the participants had been selected, but before competition began due to the COVID-19 pandemic.

2020 NCAA Division I Wrestling Championships

125 CHAMPIONSHIP

Thursday Morning	Thursday Night	Friday Morning	Friday Night	Saturday Night
(1) Spencer Lee (IOWA) 18-0				
(33) Antonio Mininno (DREX) 9-14				
(32) Dominic LaJoie (COR) 16-20				
(17) Jacob Schwarm (UNI) 21-10	181			
(16) Nic Aguilar (RUT) 24-11		341		
(9) Brandon Courtney (ASU) 25-5			501	
(24) Patrick McKee (MINN) 17-8	182			
(25) Fabian Gutierrez (CHAT) 18-9				
(8) Michael DeAugustino (NW) 21-8				
(5) Devin Schroder (PUR) 26-5				
(28) Jackson DiSario (STAN) 21-9	183			
(21) Justin Cardani (ILL) 16-10		342		
(12) Alex Mackall (ISU) 19-7				
(13) Luke Werner (LH) 30-5				
(20) Gage Curry (AMER) 30-9	184			
(29) Edwin Thomsen (NEB) 13-15				
(4) Jack Mueller (UVA) 13-1				CHAMPION
(3) Nicholas Piccininni (OKST) 26-2				631
(30) Logan Griffin (MSU) 19-17	185			
(19) Trey Chalifoux (ARMY) 17-9		343		
(14) Jack Medley (MICH) 19-12				
(11) Michael Colaiocco (PENN) 23-7				
(22) Liam Cronin (IND) 17-13	186			
(27) Malik Heinselman (OHST) 18-15				
(6) Drew Hildebrandt (CMU) 31-3				
(7) Brandon Paetzell (LEH) 21-3				
(26) Korbin Meink (CAMP) 22-11	187			
(23) Joe Manchio (COL) 25-11		344		
(10) Jakob Camacho (NCST) 20-6				
(15) Kilian Cardinale (ODU) 25-9				
(18) Joey Prata (VT) 19-11	188			
(31) Christian Moody (OU) 11-15				
(2) Pat Glory (PRIN) 24-0				

WRESTLEBACKS

Loser of 11			Loser of 581	602	Fifth Place
Loser of 12	261	Loser of 188	Loser of 582		
Loser of 13			Loser of 561	603	Seventh Place
Loser of 14	262	Loser of 187	Loser of 562		
Loser of 15			Loser of 342		
Loser of 16	263	Loser of 186			
Loser of 17			Loser of 341		
Loser of 18	264	Loser of 185			
Loser of 19					
Loser of 20	171	Loser of 184			
Loser of 21			Loser of 344		
Loser of 22	266	Loser of 183			Third Place
Loser of 23					601
Loser of 24	267	Loser of 182			
Loser of 25			Loser of 343		
Loser of 26	268	Loser of 181			

2020 NCAA Division I Wrestling Championships

133 CHAMPIONSHIP

Thursday Morning	Thursday Night	Friday Morning	Friday Night	Saturday Night
(1) Sebastian Rivera (NW) 13-2 27				
(33) Lawrence Saenz (FS) 14-12 28	189			
(32) Casey Cobb (NAVY) 17-13 (17) Taylor LaMont (JUVU) 17-7 28				
(16) Anthony Madrigal (OU) 21-9 29			345	
(9) Noah Gosner (CAMP) 30-5 29				
(24) Todd Small (ISU) 18-12 30	190			
(25) Jack Skudlarczyk (UNI) 15-13 30				
(8) Montorie Bridges (WYO) 32-6 31				
(5) Roman Bravo-Young (PSU) 19-2 31				
(28) Collin Gerardi (VT) 14-11 32	191			
(21) Derek Spann (BUFF) 23-5 32				
(12) Devan Turner (ORST) 26-9 33			346	
(13) Tim Rooney (KENT) 26-9 33				
(20) Louie Hayes (UVA) 21-11 34	192			
(29) Codi Russell (APP) 26-10 34				
(4) Mickey Phillipi (PITT) 25-1 35				
(3) Charles Tucker (COR) 31-0 35				
(30) DJ Fehlman (LH) 23-9 36	193			
(19) Allan Hart (MIZZ) 20-9 36				
(14) Ridge Lovett (NEB) 17-8 37			347	
(11) Cameron Sykora (NDSU) 17-4 37				
(22) Reece Witcraft (OKST) 18-10 38	194			
(27) Jarrett Trombley (NCST) 20-9 38				
(6) Austin DeSanto (IOWA) 17-4 39				
(7) Travis Piotrowski (ILL) 26-4 39				
(26) Zack Trampe (BING) 12-3 40	195			
(23) Jaime Hernandez (UNC) 16-10 40				
(10) Sammy Alvarez (RUT) 26-10 41			348	
(15) Mosha Schwartz (UNCO) 23-10 41				
(18) Nick Farro (LEH) 15-8 42	196			
(31) Andrew Marten (CMU) 21-13 42				
(2) Seth Gross (WISC) 27-2 42				

CHAMPION
632

WRESTLEBACKS

Thursday Evening	Friday Morning	Friday Evening	Saturday Morning
Loser of 27 269	Loser of 196 389		Loser of 583 605
Loser of 28 270	Loser of 195 390	Loser of 346 525	Loser of 584 606
Loser of 29 271	Loser of 194 391		Fifth Place
Loser of 30 272	Loser of 193 392	Loser of 345 526	Loser of 563 606
Loser of 31 273	Loser of 192 393		Loser of 564 606
Loser of 32 274	Loser of 191 394	Loser of 348 527	Seventh Place
Loser of 33 275	Loser of 190 395		Loser of 504 583
Loser of 34 276	Loser of 189 396	Loser of 347 528	Loser of 503 584
Loser of 35 172			Third Place 604

2020 NCAA Division I Wrestling Championships

141 CHAMPIONSHIP

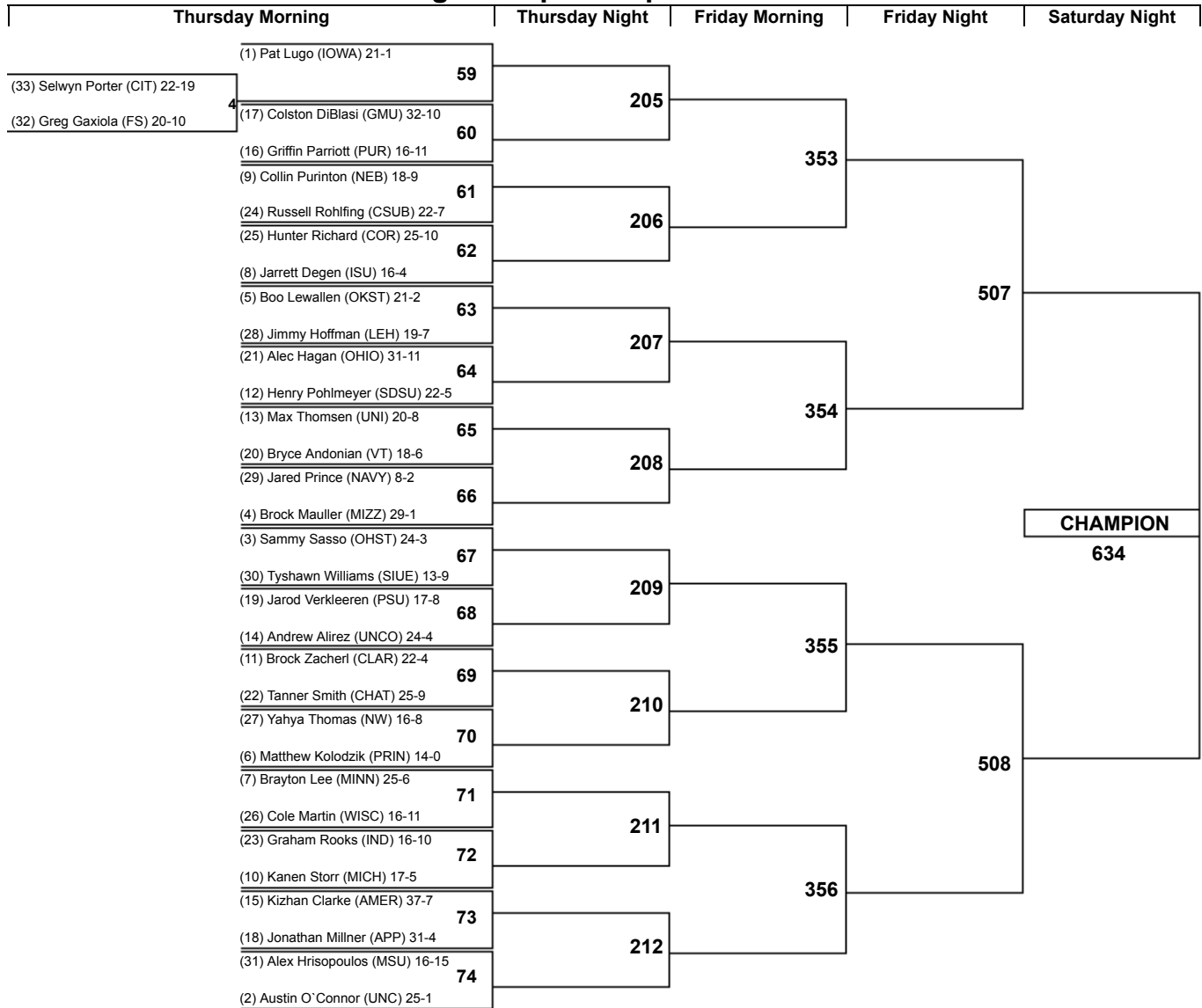
Thursday Morning	Thursday Night	Friday Morning	Friday Night	Saturday Night
(1) Luke Pletcher (OHST) 26-1 43				
(33) Dylan Droegemueller (NDSU) 15-10 3	197			
(32) Parker Filius (PUR) 19-10 (17) Grant Leeth (MIZZ) 15-5 44				
(16) Evan Cheek (CLST) 36-5 (9) Tristan Moran (WISC) 21-7 45			349	
(24) Doug Zapf (PENN) 29-7 (25) DJ Lloren (FS) 22-6 46	198			
(8) Joshua Heil (CAMP) 29-4 (5) Dom Demas (OU) 26-4 47				505
(28) Matt Kazimir (COL) 26-9 (21) Cody Trybus (NAVY) 26-9 48	199			
(12) Dresden Simon (CMU) 29-8 (13) Michael Blockhus (UNI) 22-10 49			350	
(20) Kyle Shoop (LH) 22-7 (29) Grant Willits (ORST) 23-9 50	200			
(4) Ian Parker (ISU) 22-3 (3) Real Woods (STAN) 19-1 51				CHAMPION
(30) Sa' Derian Perry (ODU) 18-11 (19) Dylan Duncan (ILL) 19-10 52	201			633
(14) Dusty Hone (OKST) 21-9 (11) Zachary Sherman (UNC) 27-5 53			351	
(22) Noah Baughman (COR) 26-12 (27) Cole Matthews (PITT) 16-9 54	202			
(6) Chad Red (NEB) 19-7 (7) Max Murin (IOWA) 16-3 55				506
(26) Salvatore Profaci (AMER) 26-9 (23) Shakur Laney (OHIO) 21-10 56	203			
(10) Mitch McKee (MINN) 25-7 (15) Tariq Wilson (NCST) 24-6 57			352	
(18) Mitch Moore (VT) 17-8 (31) Ryan Pomrinca (LEH) 14-8 58	204			
(2) Nick Lee (PSU) 20-1 58				

WRESTLEBACKS


Thursday Evening	Friday Morning	Friday Evening	Saturday Morning
Loser of 43 277	Loser of 204 397		Loser of 585 608
Loser of 44 278	Loser of 203 398	Loser of 350 529	Loser of 586 609
Loser of 45 279	Loser of 202 399		Fifth Place
Loser of 46 280	Loser of 201 400	Loser of 349 530	Loser of 565 609
Loser of 47 281	Loser of 200 401		Loser of 566 609
Loser of 48 282	Loser of 199 402	Loser of 352 531	Seventh Place
Loser of 49 283	Loser of 198 403		Loser of 585 585
Loser of 50 284	Loser of 197 404	Loser of 351 532	Loser of 506 586
Loser of 51 173			Third Place
Loser of 52 282			607
Loser of 53 283			
Loser of 54 284			
Loser of 55 283			
Loser of 56 284			
Loser of 57 284			
Loser of 58 284			

2020 NCAA Division I Wrestling Championships

149 CHAMPIONSHIP

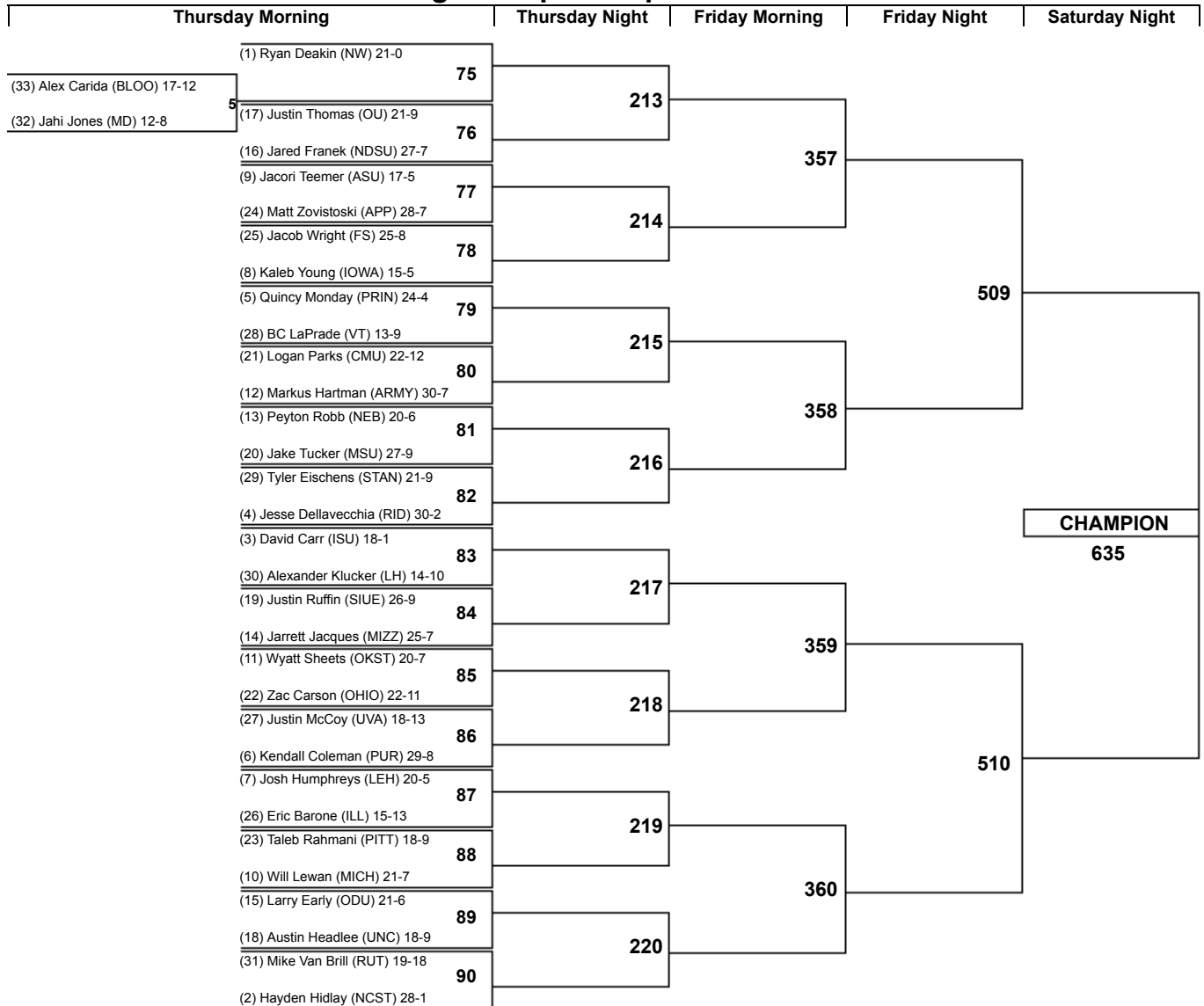


WRESTLEBACKS




2020 NCAA Division I Wrestling Championships

157 CHAMPIONSHIP



WRESTLEBACKS



2020 NCAA Division I Wrestling Championships

165 CHAMPIONSHIP

Thursday Morning	Thursday Night	Friday Morning	Friday Night	Saturday Night
(1) Alex Marinelli (IOWA) 20-1 91				
(33) Tyler Meisinger (MICH) 9-11 6				
(32) Cam Coy (UVA) 4-6				
(17) Philip Conigliaro (HARV) 31-7 92	221			
(16) Zach Hartman (BUCK) 27-8				
(9) Tanner Skidgel (NAVY) 20-4 93			361	
(24) Grant Cuomo (PRIN) 19-7				
(25) Izzak Olejnik (NIU) 19-10 94	222			
(8) Evan Wick (WISC) 23-4				
(5) Isaiah White (NEB) 20-4 95				511
(28) Bailee O'Reilly (MINN) 22-11				
(21) Cael McCormick (ARMY) 21-7 96	223			
(12) Ethan Smith (OHST) 19-13				
(13) Quentin Perez (CAMP) 26-6 97			362	
(20) Shayne Oster (NW) 20-10				
(29) Bernie Truax (POLY) 18-11 98	224			
(4) Travis Wittlake (OKST) 27-2				
(3) Shane Griffith (STAN) 28-0 99				CHAMPION
(30) Peyton Mocco (MIZZ) 27-12				636
(19) Troy Keller (BUFF) 21-4 100	225			
(14) Andrew Fogarty (NDSU) 21-4				
(11) Jake Wentzel (PITT) 18-7 101			363	
(22) Tanner Cook (SDSU) 22-4				
(27) Ricky Stamm (HOF) 23-10 102	226			
(6) Joshua Shields (ASU) 22-5				
(7) David McFadden (VT) 21-5 103				512
(26) Drew Hughes (MSU) 18-11				
(23) Ebed Jarrell (DREX) 18-7 104	227			
(10) Thomas Bullard (NCST) 23-6				
(15) Dan Braunagel (ILL) 23-9 105			364	
(18) Kennedy Monday (UNC) 20-8				
(31) Chase Straw (ISU) 14-15 106	228			
(2) Vincenzo Joseph (PSU) 15-1				

WRESTLEBACKS

Thursday Evening	Friday Morning	Friday Evening	Saturday Morning
Loser of 91 301	Loser of 92 302	Loser of 93 303	Loser of 94 304
Loser of 95 305	Loser of 96 306	Loser of 97 307	Loser of 98 308
Loser of 99 176	Loser of 100 309	Loser of 101 310	Loser of 102 311
Loser of 103 312	Loser of 104 313	Loser of 105 314	Loser of 106 315
Loser of 228 421	Loser of 227 422	Loser of 226 423	Loser of 225 424
Loser of 224 425	Loser of 223 426	Loser of 222 427	Loser of 221 428
Loser of 362 541	Loser of 361 542	Loser of 364 543	Loser of 363 544
Loser of 571 591	Loser of 572 592	Loser of 512 616	Loser of 511 617
Loser of 571 618	Loser of 572 619		
			Third Place
			Fifth Place
			Seventh Place

2020 NCAA Division I Wrestling Championships

174 CHAMPIONSHIP

Thursday Morning	Thursday Night	Friday Morning	Friday Night	Saturday Night
(1) Mark Hall (PSU) 23-1 107				
(33) Phillip Spadafora (MD) 17-16 7				
(32) Mason Eaglin (DUKE) 21-13 108	229			
(17) Joseph Gunther (ILL) 17-9 109			365	
(16) Spencer Carey (NAVY) 21-7 109				
(9) Anthony Mantanona (OU) 21-7 110	230			
(24) Jacob Oliver (EDIN) 25-6 110				
(25) Layne Malczewski (MSU) 25-13 111				
(8) Anthony Valencia (ASU) 22-6 111				
(5) Bryce Steiert (UNI) 27-3 111				
(28) Michael O'Malley (DREX) 20-9 112	231			
(21) Andrew McNally (KENT) 31-7 112				
(12) Joseph Smith (OKST) 12-6 113				
(13) Samuel Colbray (ISU) 18-9 113				
(20) Connor Flynn (MIZZ) 22-8 114	232			
(29) Hayden Hastings (WYO) 23-10 114				
(4) Dylan Lydy (PUR) 31-2 115				
(3) Jordan Kutler (LEH) 21-1 115				
(30) Brandon Womack (COR) 14-7 116	233			
(19) Kimball Bastian (UVU) 17-8 116				
(14) Clay Lutt (UNC) 21-7 117				
(11) Neal Richards (VMI) 38-7 117				
(22) Gregg Harvey (PITT) 17-8 118	234			
(27) Jared Siegrist (LH) 24-11 118				
(6) Kaleb Romero (OHST) 19-7 119				
(7) Devin Skatzka (MINN) 28-10 119				
(26) Thomas Flitz (APP) 30-11 120	235			
(23) Dean Sherry (RID) 24-8 120				
(10) Mikey Labriola (NEB) 20-10 121				
(15) Daniel Bullard (NCST) 24-6 121				
(18) Ben Harvey (ARMY) 23-9 122	236			
(31) Cody Hughes (VT) 13-12 122				
(2) Michael Kemerer (IOWA) 15-1 122				

CHAMPION
637

WRESTLEBACKS

Thursday Evening	Friday Morning	Friday Evening	Saturday Morning
Loser of 107 309	Loser of 236 429		
Loser of 108 310	Loser of 235 430	Loser of 366 545	Loser of 593 620
Loser of 109 311	Loser of 234 431		Loser of 594 621
Loser of 110 311	Loser of 233 432	Loser of 365 546	Fifth Place
Loser of 111 312	Loser of 232 433		Loser of 573 621
Loser of 112 312	Loser of 231 434	Loser of 368 547	Loser of 574 621
Loser of 113 313	Loser of 230 435		Seventh Place
Loser of 114 313	Loser of 229 436	Loser of 367 548	
Loser of 115 314			Loser of 514 593
Loser of 116 314			
Loser of 117 315			Third Place
Loser of 118 315			619
Loser of 119 316			
Loser of 120 316			
Loser of 121 316			
Loser of 122 316			

2020 NCAA Division I Wrestling Championships

184 CHAMPIONSHIP

Thursday Morning	Thursday Night	Friday Morning	Friday Night	Saturday Night
(1) Taylor Lujan (UNI) 28-2 123				
(33) Josh Loomer (CSUB) 10-14 8				
(32) Antonio Agee (ODU) 24-14				
(17) Noah Stewart (ARMY) 18-6 124	237			
(16) Tanner Harvey (AMER) 24-8				
(9) Anthony Montalvo (OKST) 25-6 125			369	
(24) Johnny Sebastian (WISC) 12-8 126	238			
(25) Trevor Allard (BLOO) 24-4				
(8) Andrew Morgan (CAMP) 29-6 127				515
(5) Trent Hidlay (NCST) 23-4				
(28) Jonathan Loew (COR) 26-13 128	239			
(21) Billy Janzer (RUT) 21-10				
(12) Zach Carlson (SDSU) 26-6 129			370	
(13) Chris Weiler (LEH) 17-7				
(20) Matthew Waddell (CHAT) 22-9 130	240			
(29) Travis Stefanik (PRIN) 17-7				
(4) Lou Deprez (BING) 26-5 131				CHAMPION 638
(3) Aaron Brooks (PSU) 15-1				
(30) Max Lyon (PUR) 19-15 132	241			
(19) Brit Wilson (NIU) 21-3				
(14) Rocky Jordan (OHST) 29-9 133			371	
(11) Abe Assad (IOWA) 22-7				
(22) Dylan Wisman (MIZZ) 19-8 134	242			
(27) Alan Clothier (UNCO) 26-8				
(6) Cameron Caffey (MSU) 27-7 135				516
(7) Taylor Venz (NEB) 20-8				
(26) Jelani Embree (MICH) 16-11 136	243			
(23) Marcus Coleman (ISU) 17-11				
(10) Nino Bonaccorsi (PITT) 23-5 137			372	
(15) Zach Braunagel (ILL) 21-10				
(18) Owen Webster (MINN) 22-12 138	244			
(31) Tate Samuelson (WYO) 19-14				
(2) Hunter Bolen (VT) 24-2				

WRESTLEBACKS

Thursday Evening	Friday Morning	Friday Evening	Saturday Morning
Loser of 123 317			
Loser of 124 318			
Loser of 125 319			
Loser of 126 320			
Loser of 127 321			
Loser of 128 322			
Loser of 129 323			
Loser of 130 324			
Loser of 8 178			
Loser of 131 317			
Loser of 132 318			
Loser of 133 319			
Loser of 134 320			
Loser of 135 321			
Loser of 136 322			
Loser of 137 323			
Loser of 138 324			
	Loser of 244 437		
	Loser of 243 438		
	Loser of 242 439		
	Loser of 241 440		
	Loser of 240 441		
	Loser of 239 442		
	Loser of 238 443		
	Loser of 237 444		
		Loser of 370 489	
		Loser of 369 490	
		Loser of 372 491	
		Loser of 371 492	
			Loser of 595 623
			Loser of 596 624
			Fifth Place
			Loser of 575 624
			Loser of 576 624
			Seventh Place
		Loser of 370 549	
		Loser of 372 550	
		Loser of 371 551	
		Loser of 372 552	
			Loser of 516 595
			Loser of 515 596
			Third Place 622

2020 NCAA Division I Wrestling Championships

197 CHAMPIONSHIP

Thursday Morning		Thursday Night	Friday Morning	Friday Night	Saturday Night
(1) Kollin Moore (OHST) 27-0	139	245	373	517	639
(33) Bryan McLaughlin (DREX) 18-16 9 (32) Demazio Samuel (APP) 19-9	140				
(17) Jordan Pagano (RUT) 22-8	141	246	374	518	639
(16) Ethan Laird (RID) 24-7	142				
(9) Kordell Norfleet (ASU) 14-3	143	247	375	519	639
(24) Gage Braun (NIU) 23-12	144				
(25) Jacob Seely (UNCO) 18-9	145	248	376	520	639
(8) Patrick Brucki (PRIN) 21-5	146				
(5) Jacob Warner (IOWA) 20-4	147	249	377	521	639
(28) Landon Pelham (CMU) 21-12	148				
(21) Shakur Rasheed (PSU) 8-6	149	250	378	522	639
(12) Nathan Traxler (STAN) 20-5	150				
(13) Thomas Lane (POLY) 20-5	151	251	379	523	639
(20) JT Brown (ARMY) 21-9	152				
(29) Hunter Ritter (MINN) 20-10	153	252	380	524	639
(4) Ben Darmstadt (COR) 28-6	154				
(3) Eric Schultz (NEB) 23-4	155	253	381	525	639
(30) Cole Urbas (PENN) 21-13	156				
(19) Drew Phipps (BUCK) 31-7	157	254	382	526	639
(14) Dakota Geer (OKST) 24-8	158				
(11) Tanner Sloan (SDSU) 21-6	159	255	383	527	639
(22) Jake Jakobsen (LEH) 16-9	160				
(27) Jackson Striggow (MICH) 20-10	161	256	384	528	639
(6) Christian Brunner (PUR) 25-6	162				
(7) Jay Aiello (UVA) 27-4	163	257	385	529	639
(26) Stephen Buchanan (WYO) 26-13	164				
(23) Wyatt Koelling (MIZZ) 20-7	165	258	386	530	639
(10) Greg Bulsak (CLAR) 27-5	166				
(15) Lucas Davison (NW) 17-8	167	259	387	531	639
(18) Jake Woodley (OU) 20-9	168				
(31) Cordell Eaton (NDSU) 15-12	169	260	388	532	639
(2) Noah Adams (WVU) 32-0	170				

WRESTLEBACKS

Thursday Evening	Friday Morning	Friday Evening	Saturday Morning
Loser of 139	325	445	Loser of 597
Loser of 140	326		Loser of 598
Loser of 141	327	446	Loser of 577
Loser of 142	328		Loser of 578
Loser of 143	329	447	577
Loser of 144	330		
Loser of 145	331	448	597
Loser of 146	332		
Loser of 9	179	449	578
Loser of 147	180		
Loser of 148	333	450	625
Loser of 149	334		
Loser of 150	335	451	598
Loser of 151	336		
Loser of 152	337	452	579
Loser of 153	338		
Loser of 154	339	453	580
Loser of 155	340		

2020 NCAA Division I Wrestling Championships

285 CHAMPIONSHIP

Thursday Morning	Thursday Night	Friday Morning	Friday Night	Saturday Night
(1) Gable Steveson (MINN) 15-0 155				
(33) Max Ihry (NIU) 20-10 10				
(32) Tyler Bagoly (CLAR) 16-6				
(17) Cary Miller (APP) 32-5 156	253			
(16) Dalton Robertson (UNCO) 17-8				
(9) Jordan Wood (LEH) 17-5 157				
(24) Ben Sullivan (ARMY) 16-8				
(25) Jon Spaulding (EDIN) 26-9 158	254			
(8) Tate Omdorff (UVU) 18-4				
(5) Matt Stencel (CMU) 30-4 159				
(28) Brendan Furman (COR) 22-12				
(21) David Jensen (NEB) 17-6 160	255			
(12) Josh Hokit (FS) 23-4				
(13) Brian Andrews (WYO) 30-7 161				
(20) Brandon Metz (NDSU) 22-10				
(29) Zachary Knighton-Ward (HOF) 23-14 162	256			
(4) Tanner Hall (ASU) 23-3				
(3) Tony Cassioppi (IOWA) 20-3 163				
(30) Andrew Gunning (UNC) 12-14				
(19) Gary Traub (OHST) 23-9 164	257			
(14) Carter Isley (UNI) 20-10				
(11) Gannon Gremmel (ISU) 26-8 165				
(22) Deonte Wilson (NCST) 19-9				
(27) Jordan Earnest (OHIO) 23-11 166	258			
(6) Trent Hillger (WISC) 23-6				
(7) Demetrius Thomas (PITT) 21-3 167				
(26) Thomas Penola (PUR) 21-14				
(23) Quinn Miller (UVA) 19-7 168	259			
(10) Yaroslau Slavikouski (HARV) 30-8				
(15) Jere Heino (CAMP) 24-5 169				
(18) John Borst (VT) 21-9				
(31) Ryan Cloud (RID) 28-12 170	260			
(2) Mason Parris (MICH) 28-1				

CHAMPION
640

WRESTLEBACKS

Thursday Evening	Friday Morning	Friday Evening	Saturday Morning
Loser of 155 333	Loser of 260 453		
Loser of 156			
Loser of 157 334	Loser of 259 454	497	
Loser of 158			
Loser of 159 335	Loser of 258 455	Loser of 378 557	
Loser of 160			
Loser of 161 336	Loser of 257 456	Loser of 377 558	
Loser of 162			
Loser of 10 180	Loser of 256 457	Loser of 379 559	
Loser of 163			
Loser of 164 337	Loser of 255 458	Loser of 380 560	
Loser of 165 338	Loser of 254 459	500	
Loser of 166			
Loser of 167 339	Loser of 253 460	Loser of 379 560	
Loser of 168			
Loser of 169 340			
Loser of 170			
			Loser of 599 629
			Loser of 600 630
			Fifth Place
			Loser of 579 630
			Loser of 580 630
			Seventh Place
			Loser of 520 599
			Third Place
			628
			Loser of 519 600

HISTORY

NCAA DIVISION I WRESTLING CHAMPIONSHIPS TIMELINE

- 1928 The first NCAA wrestling tournament was held in Ames, Iowa. No official team scoring was kept but Oklahoma State crowned four individual champions and was later declared the unofficial team champion.
- 1930 Oklahoma State's Earl McCready became the NCAA's first three-time national champion, winning the heavyweight class in 1928, 1929 and 1930.
- 1932 Indiana's Edwin Belshaw became the first athlete recognized as the Most Outstanding Wrestler at the NCAA championships. Belshaw claimed the 1932 individual national title at 134 pounds.
- 1934 Team scoring officially became a permanent feature of the NCAA Wrestling Championships. Led by head coach E.C. Gallagher, Oklahoma State claimed the team title with 29 points, outdistancing runner-up Indiana, which finished with 19 points.
- 1936 Oklahoma became the first program other than Oklahoma State to win an official NCAA team title. The Sooners tallied 14 points to stay ahead of Central Oklahoma, which finished with 10 points.
- 1941 The NCAA wrestling committee introduced a point system to determine the winner of bouts. Takedowns and reversals were worth two points and an escape one point. Near falls were worth four points. In addition, time advantage points were awarded and penalties were given for stalling.
- 1943-45 The NCAA championships were not held due to the U.S. involvement in World War II.
- 1947 Cornell College scored 32 points to become the first and only private school to win an NCAA team title in wrestling.
- 1948 William Koll of the University of UNI became the first to win back-to-back Division I Most Outstanding Wrestler Awards.
- 1950 Behind individual national titles by Bill Nelson, Bill Smith and Keith Young, the University of UNI scored 30 points to win the school's first NCAA wrestling title.
- 1952 Oklahoma nipped the University of UNI, 22-21, to win its second straight NCAA wrestling championship.
- 1953 In front of a home crowd in University Park, Penn, Penn State captured the NCAA team title, scoring 21 points to derail Oklahoma's hope for a three-peat.
- 1955 Team scoring was adjusted to award 7, 5, 3 and 1 point, respectively, for first-, second-, third- and fourth-place finishes. In addition, an advancement point was awarded for championship and consolation bouts.
- 1957 Oklahoma's Dan Hodge completed his career as a three-time NCAA champion at 177 pounds. Only he and Earl McCready of Oklahoma State have ever been credited with falls in each of their national championship bouts.
- 1961 The NCAA Division I Wrestling Championships were held on the West Coast for the first time as Oregon State played host in Corvallis.
- 1963 For the first time, the NCAA split its wrestling tournament into two divisions – the College Division and the University Division. The College Division was held one week before the University Division, and schools were allowed to enter both tournaments. Western State won the inaugural College Division title, and Oklahoma took home top honors in the University Division.
- 1968 Oklahoma State tallied 81 points to outdistance runner-up Iowa State's 78 points as the Cowboys won their seventh NCAA title in 11 years under the direction of head coach Myron Roderick.
- 1973 Iowa State claimed its fourth NCAA title in five years, and the program's fifth overall, behind individual titles by heavyweight Chris Taylor and 177-pounder Rich Binek.
- 1975 Iowa claimed its first NCAA championship, toppling defending champion Oklahoma, 102-77. The team title would prove to be the Hawkeyes' first of 20 during the next 26 years.
- 1978 Montclair State's Ken Mallory became the first Division III wrestler to win a Division I title by downing Oklahoma's Frank DeAngelis, 10-7, in the 134-pound weight class.
- 1980 Unseeded Matt Reiss of North Carolina State completed an improbable journey to the NCAA title at 167 pounds, defeating Iowa State's Perry Hummel, 4-2, to become the Wolfpack's first national title winner.
- 1983 Fraternal twin brothers Ed and Lou Banach of Iowa both claimed individual national titles at the NCAA championships as Lou took home the heavyweight title and Ed claimed top honors at 190 pounds.
- 1986 Iowa won a record ninth straight NCAA championship, amassing a then-record 158 team points behind five individual national champions.
- 1988 Coached by Bobby Douglas, Arizona State scored 93 points to become just the third program outside the states of Iowa or Oklahoma to win an official NCAA wrestling championship.
- 1990 Twin brothers Terry and Tom Brands of Iowa both stood atop the awards stand at the 1990 NCAA championships as Terry defeated Jason Kelber of Nebraska, 3-2, to win the 126-pound title and Tom upended Minnesota's Dave Zuniga, 9-7, to take home top honors at 134 pounds.
- 1994 Oklahoma State's Pat Smith became the NCAA's first four-time NCAA champion with a victory over Michigan's Sean Bormet at 158 pounds. Smith's other titles in 1990, 1991 and 1992 also came at 158 pounds.
- 1997 Iowa established a new NCAA team scoring record, dominating runner-up Oklahoma State, 170-113½, to claim the 1997 team title. The Hawkeyes tallied the impressive total behind five individual titles from Jessie Whitmer, Mark Ironside, Lincoln McClravy, Joe Williams and Lee Fullhart.
- 1999 Central Michigan's Casey Cunningham became the Chippewas' first NCAA title winner, edging Penn State's Clint Musser, 2-1, in the 157-pound final.
- 2000 With Penn's Brett Matter winning the 157-pound title, he, along with his father, Andy Matter, became the fifth father-son combo to win individual titles at the NCAA championships. Andy took home top honors at 167 pounds for Penn State in 1971 and 1972.
- 2002 Iowa State's Cael Sanderson cemented his position as the greatest wrestler in NCAA history, finishing his collegiate career with a fourth straight NCAA title and a perfect 159-0 record. He is also the only wrestler in history to win four straight NCAA Most Outstanding Wrestler Awards.
- 2005 Fifth-seeded Joe Dubuque of Indiana completed a string of upsets, finally defeating Illinois' Kyle Ott, 2-0, to claim the 125-pound title. During his tournament run, Dubuque upended the No. 1, No. 2 and No. 4 seeds.
- 2007 A record crowd of 17,780 was on hand for the finals of the 2007 Division I Wrestling Championships in Auburn Hills, Michigan. Coached by J Robinson, Minnesota recorded the first point total less than 100 to win the Division I Wrestling Championships since 1994.
- 2008 The third-largest Division I Wrestling Championship attendance was announced at the championships in St. Louis as more than 94,000 packed the arena during the three-day tournament. Brent Metcalf of Iowa won the Most Outstanding Wrestler Award, Iowa's first in 10 years.
- 2009 Iowa wins back-to-back Division I Wrestling Championships for the first time since 1999 and 2000.
- 2011 Penn State won its first national championship in 58 years and the attendance at the championships exceeded 100,000 for the first time (104,260).
- 2012 Cornell's Kyle Dake became the first wrestler in Division I history to win three championships in three different weight classes. Penn State won back-to-back titles, while the Nittany Lions' David Taylor became the first Penn State wrestler in 21 years to claim the Most Outstanding Wrestler Award.
- 2013 Cornell's Kyle Dake won his fourth championship in four different weight classes, becoming the first collegiate wrestler in any division to do so. Penn State won its third consecutive championship.
- 2014 Penn State's David Taylor won his second championship in his fourth finals appearance on the way to his second Most Outstanding Wrestler Award. The Nittany Lions won their fourth consecutive championship.
- 2015 Ohio State's Logan Stieber became only the fourth wrestler in Division I history to win four national championships, while leading the Buckeyes to their first team championship.

-
- 2016 The championships were conducted at Madison Square Garden in New York City for the first time. Penn State claimed its fifth national championship in the last six years. The attendance of 19,270 for the final session was the second-highest in tournament history.
- 2017 Penn State won its sixth national championship in the last seven years and tied the NCAA record with five individual national champions.
- 2018 Penn State earned its seventh national championship in the last eight years with a narrow eight-point win over Ohio State in front of record-setting crowds of 113,743 for all six sessions, including a new high of 19,776 for the championship finals. Zain Retherford of Penn State and Kyle Snyder of Ohio State each won his third national title. Snyder became only the fifth man to win three titles at heavyweight and first since 1989.
- 2019 Penn State won its fourth national championship in a row and eighth in the last nine years in Pittsburgh. Jason Nolf and Bo Nickal of Penn State each won his third consecutive national championship. Rutgers (Nick Suriano, Anthony Ashnault) and Virginia Tech (Mekhi Lewis) took home their first national championships in school history.

TEAM CHAMPIONS

Year	Champion	Coach	Points	Runner-Up	Points	Host or Site	Finals Attendance	Total Attendance
1928	*Oklahoma St.	E.C. Gallagher		Iowa St., Michigan		Iowa St.	—	—
1929	Oklahoma St.	E.C. Gallagher	26	Michigan	18	Ohio St.	—	—
1930	Oklahoma St.	E.C. Gallagher	27	Illinois	14	Penn St.	—	—
1931	*Oklahoma St.	E.C. Gallagher		Iowa St.		Brown	—	—
1932	*Indiana	W.H. Thom	14	Oklahoma St.	11	Indiana	—	—
1933	*Iowa St. *Oklahoma St.	Hugo Otopalik E.C. Gallagher				Lehigh	—	—
1934	Oklahoma St.	E.C. Gallagher	29	Indiana	19	Michigan	—	—
1935	Oklahoma St.	E.C. Gallagher	36	Oklahoma	18	Lehigh	—	—
1936	Oklahoma	Paul Keen	14	Central Okla.	10	Wash. & Lee	—	—
1937	Oklahoma St.	E.C. Gallagher	31	Oklahoma St. Oklahoma	10 13	Indiana St.	—	—
1938	Oklahoma St.	E.C. Gallagher	19	Illinois	15	Penn St.	—	—
1939	Oklahoma St.	E.C. Gallagher	33	Lehigh	12	Frank. & Marsh.	—	—
1940	Oklahoma St.	E.C. Gallagher	24	Indiana	14	Illinois	—	—
1941	Oklahoma St.	Art Griffith	37	Michigan St.	26	Lehigh	—	—
1942	Oklahoma St.	Art Griffith	31	Michigan St.	26	Michigan St.	—	—
1946	Oklahoma St.	Art Griffith	25	UNI	24	Oklahoma St.	—	—
1947	Cornell College	Paul Scott	32	UNI	19	Illinois	—	—
1948	Oklahoma St.	Art Griffith	33	Michigan St.	28	Lehigh	—	—
1949	Oklahoma St.	Art Griffith	32	UNI	27	Colorado St.	—	—
1950	UNI	David McCuskey	30	Purdue	16	UNI	—	—
1951	Oklahoma	Port Robertson	24	Oklahoma St.	23	Lehigh	—	—
1952	Oklahoma	Port Robertson	22	UNI	21	Colorado St.	3,000	—
1953	Penn St.	Charles Speidel	21	Oklahoma	15	Penn St.	6,000	15,000
1954	Oklahoma St.	Art Griffith	32	Pittsburgh	17	Oklahoma	—	—
1955	Oklahoma St.	Art Griffith	40	Penn St.	31	Cornell	3,500	—
1956	Oklahoma St.	Art Griffith	65	Oklahoma	62	Oklahoma St.	—	—
1957	Oklahoma	Port Robertson	73	Pittsburgh	66	Pittsburgh	5,200	—
1958	Oklahoma St.	Myron Roderick	77	Iowa St.	62	Wyoming	—	—
1959	Oklahoma St.	Myron Roderick	73	Iowa St.	51	Iowa	—	16,500
1960	Oklahoma	Thomas Evans	59	Iowa St.	40	Maryland	6,800	22,900
1961	Oklahoma St.	Myron Roderick	82	Oklahoma	63	Oregon St.	—	6,445
1962	Oklahoma St.	Myron Roderick	82	Oklahoma	45	Oklahoma St.	—	—
1963	Oklahoma	Thomas Evans	48	Iowa St.	45	Kent St.	—	15,000
1964	Oklahoma St.	Myron Roderick	87	Oklahoma	58	Cornell	5,700	—
1965	Iowa St.	Harold Nichols	87	Oklahoma St.	86	Wyoming	5,247	14,486
1966	Oklahoma St.	Myron Roderick	79	Iowa St.	70	Iowa St.	7,300	22,100
1967	Michigan St.	Grady Peninger	74	Michigan	63	Kent St.	—	31,000
1968	Oklahoma St.	Myron Roderick	81	Iowa St.	78	Penn St.	—	32,300
1969	Iowa St.	Harold Nichols	104	Oklahoma	69	BYU	—	—
1970	Iowa St.	Harold Nichols	99	Michigan St.	84	Northwestern	—	—
1971	Oklahoma St.	Tommy Chesbro	94	Iowa St.	66	Auburn	5,981	25,000
1972	Iowa St.	Harold Nichols	103	Michigan St.	72½	Maryland	12,300	42,500
1973	Iowa St.	Harold Nichols	85	Oregon St.	72½	Washington	9,000	—
1974	Oklahoma	Stan Abel	69½	Michigan	67	Iowa St.	13,300	—
1975	Iowa	Gary Kurdelmeier	102	Oklahoma	77	Princeton	—	—
1976	Iowa	Gary Kurdelmeier	123½	Iowa St.	85¾	Arizona	—	17,297
1977	Iowa St.	Harold Nichols	95½	Oklahoma St.	88¾	Oklahoma	—	42,814
1978	Iowa	Dan Gable	94½	Iowa St.	94	Maryland	—	43,759
1979	Iowa	Dan Gable	122½	Iowa St.	88	Iowa St.	—	62,809
1980	Iowa	Dan Gable	110¾	Oklahoma St.	87	Oregon St.	—	27,169
1981	Iowa	Dan Gable	129¾	Oklahoma	100¼	Princeton	—	41,692
1982	Iowa	Dan Gable	131¾	Iowa St.	111	Iowa St.	—	66,307
1983	Iowa	Dan Gable	155	Oklahoma St.	102	Oklahoma & Oklahoma St.	—	63,263
1984	Iowa	Dan Gable	123¾	Oklahoma St.	98	Princeton	—	47,343
1985	Iowa	Dan Gable	145¾	Oklahoma	98½	Oklahoma & Oklahoma St.	—	41,884
1986	Iowa	Dan Gable	158	Oklahoma	84¾	Iowa	—	63,156

Year	Champion	Coach	Points	Runner-Up	Points	Host or Site	Finals Attendance	Total Attendance
1987	Iowa St.	Jim Gibbons	133	Iowa	108	Maryland	—	47,676
1988	Arizona St.	Bobby Douglas	93	Iowa	85½	Iowa St.	—	55,152
1989	Oklahoma St.	Joe Seay	91¼	Arizona St.	70½	Oklahoma & Oklahoma St.	—	40,112
1990	Oklahoma St.	Joe Seay	117¾	Arizona St.	104¾	Maryland	—	45,132
1991	Iowa	Dan Gable	157	Oklahoma St.	108¾	Iowa	—	70,163
1992	Iowa	Dan Gable	149	Oklahoma St.	100½	Oklahoma & Oklahoma St.	—	40,896
1993	Iowa	Dan Gable	123¾	Penn St.	87½	Iowa St.	—	57,182
1994	Oklahoma St.	John Smith	94¾	Iowa	76½	North Carolina	—	58,299
1995	Iowa	Dan Gable	134	Oregon St.	77½	Iowa	14,064	80,389
1996	Iowa	Dan Gable	122½	Iowa St.	78½	Minnesota	13,979	77,464
1997	Iowa	Dan Gable	170	Oklahoma St.	113½	UNI	17,436	90,071
1998	Iowa	Jim Zalesky	115	Minnesota	102	Cleveland St.	12,997	71,244
1999	Iowa	Jim Zalesky	100½	Minnesota	98½	Penn St.	14,055	79,676
2000	Iowa	Jim Zalesky	116	Iowa St.	109½	St. Louis	16,795	97,231
2001	Minnesota	J Robinson	138½	Iowa	125½	Iowa	15,500	79,477
2002	Minnesota	J Robinson	126½	Iowa St.	104	Albany, N.Y.	13,077	75,898
2003	Oklahoma St.	John Smith	143	Minnesota	104½	Kansas City, Mo.	16,436	91,431
2004	Oklahoma St.	John Smith	123½	Iowa	82	St. Louis	15,081	87,676
2005	Oklahoma St.	John Smith	153	Michigan	83	St. Louis	16,302	95,063
2006	Oklahoma St.	John Smith	122½	Minnesota	84	Oklahoma City	16,394	90,806
2007	Minnesota	J Robinson	98	Iowa St.	88½	Auburn Hills, Mich.	17,780	89,794
2008	Iowa	Tom Brands	117½	Ohio St.	79	St. Louis	16,169	94,324
2009	Iowa	Tom Brands	96½	Ohio St.	92	St. Louis	17,418	97,336
2010	Iowa	Tom Brands	134½	Cornell	90	Omaha, Neb.	16,223	94,016
2011	Penn St.	Cael Sanderson	107½	Cornell	93½	Philadelphia	17,687	104,260
2012	Penn St.	Cael Sanderson	143	Minnesota	117½	St. Louis	18,919	112,393
2013	Penn St.	Cael Sanderson	123½	Oklahoma St.	119½	Des Moines, Iowa	15,909	92,844
2014	Penn St.	Cael Sanderson	109½	Minnesota	104	Oklahoma City	16,221	93,334
2015	Ohio St.	Tom Ryan	102	Iowa	84	St. Louis	19,715	113,013
2016	Penn St.	Cael Sanderson	123	Oklahoma St.	97½	New York City	19,270	110,194
2017	Penn St.	Cael Sanderson	146½	Ohio St.	110	St. Louis	19,657	111,454
2018	Penn St.	Cael Sanderson	141½	Ohio St.	133½	Cleveland	19,776	113,743
2019	Penn St.	Cael Sanderson	137½	Ohio St.	96½	Pittsburgh	18,950	109,405
2020						Minneapolis		

No tournament held, 1943-45. Field was announced in 2020, but championship was canceled due to COVID-19 pandemic.

*Unofficial champions.

#Beginning in 1994, the total championships attendance includes only the attendance at the finals site (six sessions).

TEAM CHAMPIONSHIPS

Oklahoma St.	34
Iowa	23
Penn St.	9
Iowa St.	8
Oklahoma	7
Minnesota	3
Arizona St.	1
Cornell College	1
Indiana	1
Michigan St.	1
Ohio St.	1
UNI	1

(Note: Totals include co-championships.)

INDIVIDUAL CHAMPIONSHIPS

Oklahoma St.	142
Iowa	83
Iowa St.	69
Oklahoma	67
Penn St.	44
Lehigh	28
Michigan St.	25
Illinois	24
Ohio St.	23
Michigan	22
Minnesota	22
UNI	22
Cornell	21
Wisconsin	18
Pittsburgh	16

Arizona St.	12
Oregon St.	12
Indiana	11
Nebraska	11
Northwestern	10
CSU Bakersfield	9
Lock Haven	9
Clarion	8
Missouri	8
NC State	8
Syracuse	7
Cornell College	6
North Carolina	5
Penn	5
West Virginia	5
Bloomsburg	4
Edinboro	4
Fresno St.	4
Ohio	4
Purdue	4
Clemson	3
Colorado	3
Harvard	3
Navy	3
Pitt.-Johnstown	3
Waynesburg	3
Army West Point	2
Boise St.	2
Cal Poly	2
Central Okla.	2
East Stroudsburg	2
Maryland	2
Northern Colo.	2
Oregon	2

Portland St.	2
Rutgers	2
Southern Ill.	2
Southwestern Okla.	2
Stanford	2
Temple	2
Toledo	2
Washington	2
Yale	2
Adams St.	1
Air Force	1
American	1
Auburn	1
California	1
UC Davis	1
Central Mich.	1
Colorado St.	1
Concordia-M'head	1
Hofstra	1
Indiana St.	1
Kansas St.	1
Kent St.	1
Montclair St.	1
TCNJ	1
Northern Ill.	1
Princeton	1
Slippery Rock	1
South Dakota St.	1
Tennessee	1
UCLA	1
Virginia Tech	1
Western Ill.	1
Western Mich.	1
Wyoming	1

CHAMPIONSHIPS RECORDS

NUMBER OF INDIVIDUAL CHAMPIONS, YEAR

- 5 Iowa, 1986-97; Oklahoma St., 2005; Penn St., 2017
4 Oklahoma St., 1928-29-31-37-41-42; Iowa, 1983; Iowa St., 1987, Penn St., 2018

INDIVIDUAL TITLES, CAREER

- 4 Kyle Dake, Cornell (141-pound 2010, 149-pound 2011, 157-pound 2012, 165-pound 2013)
Cael Sanderson, Iowa St. (184-pound 1999-00-01, 197-pound 2002)
Pat Smith, Oklahoma St. (158-pound 1990-91-92-94)
Logan Stieber, Ohio St. (133-pound 2012-13, 141-pound 2014-15)
3 Stephan Abas, Fresno St. (125-pound 1999-2001-02);
David Arndt, Oklahoma St. (145-pound 1941-42, 136-pound 1946);
Ed Banach, Iowa (177-pound 1980-81, 190-pound 1983);
Rick Bonomo, Bloomsburg (118-pound 1985-86-87);
Tom Brands, Iowa (134-pound 1990-91-92);
Conrad Caldwell, Oklahoma St. (165-pound 1929, 175-pound 1930-31);
Nate Carr, Iowa St. (150-pound 1981-82-83);
Mike Caruso, Lehigh (123-pound 1965-66-67);
Mark Churella, Michigan (150-pound 1977-78, 167-pound 1979);
J'den Cox, Missouri (197-pound 2014-16-17);
Barry Davis, Iowa (118-pound 1982, 126-pound 1983-85);
Alex Dieringer, Oklahoma St. (157-pound 2014, 165-pound 2015-16);
Ross Flood, Oklahoma St. (126-pound 1933-34-35);
Eric Guerrero, Oklahoma St. (126-pound 1997-98, 133-pound 1999);
Carlton Haselrig, Pitt.-Johnstown (heavyweight 1987-88-89);
Larry Hayes, Iowa St. (137-pound 1959, 147-pound 1960-61);
Stanley Henson, Oklahoma St. (145-pound 1937-38, 155-pound 1939);
Dan Hodge, Oklahoma (177-pound 1955-56-57)
Dick Hutton, Oklahoma St. (heavyweight 1947-48-50)
Jimmy Jackson, Oklahoma St. (heavyweight 1976-77-78)
T.J. Jaworsky, North Carolina (134-pound 1993-94-95)
Greg Johnson, Michigan St. (118-pound 1970-71-72)
Greg Jones, West Virginia (174-pound 2002, 184-pound 2004-05)
Lee Kemp, Wisconsin (158-pound 1976-77-78)
William Koll, UNI (145-pound 1946-47, 147.5-pound 1948)
Lowell Lange, Cornell College (136-pound 1947-49-50)
Wayne Martin, Oklahoma (135-pound 1934, 145-pound 1935, 134-pound 1936)
Earl McCready, Oklahoma St. (heavyweight 1928-29-30)
Joe McDaniels, Oklahoma St. (118-pound 1937-38, 121-pound 1939)
Lincoln McClravy, Iowa (142-pound 1993, 150-pound 1994-97)

William Nelson, UNI (165-pound 1947, 155-pound 1949-50)
Bo Nickal, Penn St. (184-pound 2017-18, 197-pound 2019)
Jason Nolf, Penn St. (157-pound 2017-18-19)
Ed Peery, Pittsburgh (123-pound 1955-56-57)
Hugh Peery, Pittsburgh (115-pound 1952-53-54)
Rex Peery, Oklahoma St. (118-pound 1933-34-35)
Zain Retherford, Penn St. (149-pound 2016-17-18)
Myron Roderick, Oklahoma St. (137-pound 1954, 130-pound 1955-56)
Jacob Rosholt, Oklahoma St. (184-pound 2003, 197-pound 2005-06)
Edward Ruth, Penn St. (174-pound 2012, 184-pound 2013-14)
Mark Schultz, Oklahoma (167-pound 1981, 177-pound 1982-83)
E. Gray Simons, Lock Haven (115-pound 1960-61-62)
Kyle Snyder, Ohio St. (heavyweight 2016-17-18)
Yojiro Uetake, Oklahoma St. (130-pound 1964-65-66)
Jack Van Bebber, Oklahoma St. (155-pound 1929, 165-pound 1930-31)
Joe Williams, Iowa (158-pound 1996-97, 167-pound 1998)
Keith Young, UNI (145-pound 1949-50, 147-pound 1951)
Jim Zalesky, Iowa (158-pound 1982-83-84)

FASTEST FALLS

Collegiate Rules: 0:09 — Clarence Richardson, LSU, over Scott Mansur, Portland St., 177 pounds, 1983
0:10 — Anthony Perrotti, Rutgers, over Roger Pena, Oklahoma St., 157 pounds, 2014
0:11 — Ryan Flaherty, Wisconsin, over Joe Phillips, Cleveland St., 197 pounds, 2005
0:11 — Peter Yates, Virginia Tech, over James Brundage, Rider, 165 pounds, 2012
0:12 — Reece Humphrey, Ohio St., over Jim Conroy, Pittsburgh, 133 pounds, 2009
0:13 — Wayne Catan, Tennessee, over Tom Kolopus, Cleveland St., 177 pounds, 1983
0:14 — Pete Horst, Old Dominion, over Ron Pieper, Wisconsin, 134 pounds, 1991
0:14 — Troy Nickerson, Cornell, over Joey Fio, Oklahoma, 125 pounds, 2009
0:16 — Hardie Lewis, Oklahoma, over Foy Stout, Southwestern Okla., 145 pounds, 1932
0:16 — Don Brown, Oregon, over Jay Greiner, Ohio St., 177 pounds, 1980
Fastest fall in national championship match: 0:19 by Earl McCready, Oklahoma St., over Ralph Freese, Kansas, 1928
Olympic Rules: 5½ seconds by Harley Strong, Oklahoma St., over John Hamilton, St. Lawrence, 145 pounds, 1936.

Note: Some information on fastest falls supplied by Jay Hammond, WrestlingStats.com.

MOST OUTSTANDING WRESTLER

Year	Name, School, Weight
1932	Edwin Belshaw, Indiana, 134
1933	Alan Kelley, Oklahoma St., 145 Pat Johnson, Harvard, 135
1934	Ben Bishop, Lehigh, 155
1935	Ross Flood, Oklahoma St., 126
1936	Wayne Martin, Oklahoma, 134
1937	Stanley Henson, Oklahoma St., 142
1938	Joe McDaniels, Oklahoma St., 118
1939	Dale Hanson, Minnesota, 126
1940	Don Nichols, Michigan, 175
1941	Al Whitehurst, Oklahoma St., 135
1942	David Arndt, Oklahoma St., 142
1946	Gerald Leeman, UNI, 126
1947	William Koll, UNI, 142
1948	William Koll, UNI, 147.5
1949	Charles Hetrick, Oklahoma St., 126
1950	Anthony Gizoni, Waynesburg, 121
1951	Walter Romanowski, Cornell College, 130
1952	Tommy Evans, Oklahoma, 147
1953	Frank Bettucci, Cornell, 147
1954	Tommy Evans, Oklahoma, 147
1955	Edward Eichelberger, Lehigh, 147
1956	Dan Hodge, Oklahoma, 175
1957	Dan Hodge, Oklahoma, 177
1958	Dick Delgado, Oklahoma, 115
1959	Ron Gray, Iowa St., 147
1960	Dave Auble, Cornell, 123
1961	E. Gray Simons, Lock Haven, 115
1962	E. Gray Simons, Lock Haven, 115
1963	Mickey Martin, Oklahoma, 130
1964	Dean Lahr, Colorado, 175
1965	Yojiro Uetake, Oklahoma St., 130
1966	Yojiro Uetake, Oklahoma St., 130
1967	Rich Sanders, Portland St., 115
1968	Dwayne Keller, Oklahoma St., 123
1969	Dan Gable, Iowa St., 137
1970	Larry Owings, Washington, 142
1971	Darrell Keller, Oklahoma St., 142
1972	Wade Schalles, Clarion, 150
1973	Greg Strobel, Oregon St., 190
1974	Floyd Hitchcock, Bloomsburg, 177
1975	Mike Frick, Lehigh, 126
1976	Chuck Yagla, Iowa, 150
1977	Nick Gallo, Hofstra, 126
1978	Mark Churella, Michigan, 150
1979	Bruce Kinseth, Iowa, 150
1980	Howard Harris, Oregon St., Hwt.
1981	Gene Mills, Syracuse, 118
1982	Mark Schultz, Oklahoma, 167
1983	Mike Sheets, Oklahoma St., 167
1984	Jim Zalesky, Iowa, 158
1985	Barry Davis, Iowa, 118
1986	Marty Kistler, Iowa, 158

Year	Name, School, Weight
1987	John Smith, Oklahoma St., 134
1988	Scott Turner, NC State, 150
1989	Tim Krieger, Iowa St., 150
1990	Chris Barnes, Oklahoma St., 177
1991	Jeff Prescott, Penn St., 118
1992	Tom Brands, Iowa, 134
1993	Terry Steiner, Iowa, 150
1994	Pat Smith, Oklahoma St., 158
1995	T.J. Jaworsky, North Carolina, 134
1996	Les Gutches, Oregon St., 177
1997	Lincoln McClravy, Iowa, 150
1998	Joe Williams, Iowa, 167
1999	Cael Sanderson, Iowa St., 184
2000	Cael Sanderson, Iowa St., 184
2001	Cael Sanderson, Iowa St., 184
2002	Cael Sanderson, Iowa St., 197
2003	Eric Larkin, Arizona St., 149
2004	Jesse Jantzen, Harvard, 149
2005	Greg Jones, West Virginia, 184
2006	Ben Askren, Missouri, 174
2007	Derek Moore, UC Davis, 141
2008	Brent Metcalf, Iowa, 149
2009	Darrion Caldwell, NC State, 149
2010	Jayson Ness, Minnesota, 133
2011	Anthony Robles, Arizona St., 125
2012	David Taylor, Penn St., 165
2013	Kyle Dake, Cornell, 165
2014	David Taylor, Penn St., 165
2015	Logan Stieber, Ohio St., 141
2016	Kyle Snyder, Ohio St., 285
2017	Zain Retherford, Penn St., 149
2018	Bo Nickal, Penn St., 184
2019	Mekhi Lewis, Virginia Tech, 165

This award is selected by coaches and presented by the National Wrestling Coaches Association.

GORRIARAN AWARD

Year	Name, School	Falls	Time
1949	Russ Bush, UNI	3	13:00
1950	James LaRock, Ithaca	2	8:35
1951	Bill Borders, Oklahoma	3	12:51
1952	Maynard Skinner, Colorado	3	12:41
1953	Jack Ellena, UCLA	2	6:15
1954	Norvard Nalan, Michigan	3	14:33
1955	Edward Eichelberger, Lehigh	4	21:30
1956	Dan Hodge, Oklahoma	4	14:39
1957	Dan Hodge, Oklahoma	4	14:39
1958	Dick Delgado, Oklahoma	3	18:01
1959	Ted Ellis, Oklahoma St.	2	10:18
1960	Roy Conrad, Northern Ill.	3	8:11
1961	Ted Ellis, Oklahoma St.	2	10:18
1962	Sherwyn Thorson, Iowa	3	10:46
1963	Rahim Javanmard, UCLA	3	10:50
1964	Len Kauffman, Oregon St.	4	18:12
1965	Charles Tribble, Arizona St.	3	4:28
1966	Tom Peckham, Iowa St.	3	11:50

Year	Name, School	Falls	Time
1967	Curley Culp, Arizona St.	3	5:47
1968	Jess Lewis, Oregon St.	3	6:38
1969	Dan Gable, Iowa St.	5	20:59
1970	Dan Gable, Iowa St.	5	22:08
1971	Larry Laush, Oklahoma	3	17:47
1972	John Panning, Minnesota	4	11:25
1973	Chris Taylor, Iowa St.	5	13:52
1974	Jim Woods, Western Ill.	3	7:19
1975	Bill Kalkbrenner, Oklahoma	3	8:46
1976	Herb Calvert, Oklahoma	3	4:51
1977	Johnnie Jones, Iowa St.	3	6:25
1978	Scott Heaton, Cal Poly	3	6:09
1979	Bruce Kinseth, Iowa	5	19:43
1980	Howard Harris, Oregon St.	5	18:34
1981	Jerry Kelly, Oklahoma St.	4	20:14
1982	Gary Albright, Nebraska	4	15:51
1983	Lou Banach, Iowa	3	10:35
1984	Tab Thacker, NC State	3	5:42
1985	Darryl Peterson, Iowa St.	5	5:31
1986	Gary Albright, Nebraska	5	15:34
1987	Lenny Bernstein, North Carolina	3	10:31
1988	Eric Voelker, Iowa St.	3	5:18
1989	Mike Cole, Clarion	4	18:54
1990	Doug Streicher, Iowa	3	5:42
1991	Matt Johnson, Iowa St.	3	5:15
1992	Sylvester Terkay, NC State	4	6:31
1993	Sean Bormet, Michigan	3	8:58
1994	Rob Sintobin, Clarion	2	1:49
1995	Glenn Nieradka, Oregon St.	3	4:53
1996	Mike Rogers, Lock Haven	3	8:46
1997	Tolly Thompson, Nebraska	3	9:58
1998	Oscar Wood, Oregon St.	4	12:52
1999	Larry Quisel, Boise St.	3	10:31
2000	Antonio Garay, Boston College	3	8:54
2001	Garrett Lowney, Minnesota	2	3:36
2002	Rob Rohn, Lehigh	4	13:30
2003	Jason Powell, Nebraska	3	8:20
2004	Scott Moore, Virginia	3	4:19
2005	Evan Sola, North Carolina	3	7:11
2006	Mark Perry, Iowa	4	15:33
2007	Matt Pell, Missouri	4	20:46
2008	Lou Ruggirello, Hofstra	3	4:54
2009	Hudson Taylor, Maryland	3	5:38
2010	Brent Jones, Virginia	2	1:33
2011	Ed Ruth, Penn St.	2	1:06
2012	David Taylor, Penn St.	4	8:46
2013	David Taylor, Penn St.	4	9:23
2014	J.T. Felix, Boise St.	3	6:59
2015	A.J. Schopp, Edinboro	4	11:53
2016	Mathew Miller, Navy	3	5:38
2017	Bo Nickal, Penn St.	3	11:09
2018	Sam Stoll, Iowa	3	8:50
2019	Daniel Lewis, Missouri	3	8:24

This award goes to the wrestler with the most pins in the least amount of time and is presented by the National Wrestling Coaches Association.

ELITE 90 AWARD

Year	Name, School	GPA	Major
2010	Nick Amuchastegui, Stanford	4.000	Mechanical Engineering
2011	Nick Amuchastegui, Stanford	3.944	Mechanical Engineering
2012	Daniel Mitchell, American	3.953	Business Administration
2013	Matt Brown, Penn St.	3.970	Criminology
2014	Tristan Warner, Old Dominion	3.979	Communication & Criminal Justice
2015	Tristan Warner, Old Dominion	3.984	Communication & Criminal Justice
2016	Clay Ream, North Dakota St.	4.000	Biochemistry and Molecular Biology
2017	Clay Ream, North Dakota St.	4.000	Biochemistry and Molecular Biology
2018	Clay Ream, North Dakota St.	3.977	Biochemistry and Molecular Biology
2019	Matthew Findlay, Utah Valley	3.940	Biology

The Elite 90 is presented to the student-athlete with the highest cumulative grade-point average participating at the finals site for each of the NCAA's 90 championships. No winner was announced in 2020 due to the COVID-19 pandemic.

NCAA WRESTLING AWARDS

These awards honor the Most Dominant Wrestler as well as the student-athletes that have accumulated the most falls and the most technical falls throughout the course of the regular and postseasons. For results to be counted they must come against opponents in

the same division (i.e. Division I vs. Division II). Ties in the falls and tech falls categories are broken based on the aggregate time.

MOST DOMINANT

Year	Name, School, Weight	Avg. Team Points
2013	Logan Stieber, Ohio St., 133	5.31
2014	David Taylor, Penn St., 165	5.09
2015	Logan Stieber, Ohio St., 141	4.93
2016	Zain Retherford, Penn St., 149	5.00
2017	Zain Retherford, Penn St., 149	5.56
2018	Zain Retherford, Penn St., 149	5.19
2019	Bo Nickal, Penn St., 197	5.20
2020	Spencer Lee, Iowa, 125	5.00

The award is calculated by adding the total number of team points awarded through match results and dividing that number by the total number of matches wrestled.

MOST FALLS

Year	Name, School, Weight	Falls	Time
2013	Kyle Dake, Cornell	18	42:53
2014	Taylor Walsh, Indiana, 157	22	65:09
2015	Joe Stolfi, Bucknell, 285	20	74:56
2016	Mathew Miller, Navy, 184	18	48:39
2017	Gabe Dean, Cornell, 184	17	40:20
2018	Mike Hughes, Hofstra, 285	19	40:30
2019	Matt Stencel, Central Mich., 285	19	44:32
2020	Jacob Schwarm, UNI, 125	16	33:10

MOST TECHNICAL FALLS

Year	Name, School, Weight	Techs	Time
2013	David Taylor, Penn St., 165	10	58:12
2014	Logan Stieber, Ohio St., 141	11	54:47
2015	Isaiah Martinez, Illinois, 157	11	61:14
2016	Isaiah Martinez, Illinois, 157	14	64:01
2017	Jack Mueller, Virginia, 125	12	49:56
2018	Kyle Shoop, Lock Haven, 141	13	59:39

Year	Name, School, Weight	Techs	Time
2019	Kyle Shoop, Lock Haven, 133	15	66:24
2020	Alex Madrigal, George Mason, 141	14	63:26

DAN HODGE TROPHY

The WIN Magazine Dan Hodge Trophy is considered the Heisman Trophy for amateur wrestling and has been presented to the nation's best wrestler since 1995.

Year	Name, School, Weight	W-L Record
1995	T.J. Jaworsky, North Carolina, 134	38-0
1996	Les Gutches, Oregon St., 177	36-0
1997	Kerry McCoy, Penn St., 285	41-0
1998	Mark Ironside, Iowa, 134	35-0
1999	Stephen Neal, CSU Bakersfield, 285	44-0
2000	Cael Sanderson, Iowa St., 184	40-0
2001	Nick Ackerman, Simpson, 174	38-4
	Cael Sanderson, Iowa St., 184	40-0
2002	Cael Sanderson, Iowa St., 197	39-0
2003	Erick Larkin, Arizona St., 149	34-0
2004	Emmett Willson, Mont. St.-Northern, 197	50-0
2005	Steve Mocco, Oklahoma St., 285	37-0
2006	Ben Askren, Missouri, 174	45-0
2007	Ben Askren, Missouri, 174	42-0
2008	Brent Metcalf, Iowa, 149	39-1
2009	Jake Herbert, Northwestern, 184	34-0
2010	Jayson Ness, Minnesota, 133	31-0
2011	Jordan Burroughs, Nebraska, 165	36-0
2012	David Taylor, Penn St., 165	32-0
2013	Kyle Dake, Cornell, 165	37-0
2014	David Taylor, Penn St., 165	34-0
2015	Logan Stieber, Ohio St., 141	29-0
2016	Alex Dieringer, Oklahoma St., 165	33-0
2017	Zain Retherford, Penn St., 149	28-0
2018	Zain Retherford, Penn St., 149	31-0
2019	Bo Nickal, Penn St., 197	30-0
2020	Spencer Lee, Iowa, 125	18-0

INDIVIDUAL NATIONAL CHAMPIONS

125-POUND WEIGHT CLASS

Year	Name, School
1928	Ralph Lupton, Northwestern
1929	Laurence Mantooth, Oklahoma
1930	Laurence Mantooth, Oklahoma
1999	Stephen Abas, Fresno St.
2000	Jeremy Hunter, Penn St.
2001	Stephen Abas, Fresno St.
2002	Stephen Abas, Fresno St.
2003	Travis Lee, Cornell
2004	Jason Powell, Nebraska
2005	Joe Dubuque, Indiana
2006	Joe Dubuque, Indiana
2007	Paul Donahoe, Nebraska
2008	Angel Escobedo, Indiana
2009	Troy Nickerson, Cornell
2010	Matt McDonough, Iowa
2011	Anthony Robles, Arizona St.
2012	Matt McDonough, Iowa
2013	Jesse Delgado, Illinois
2014	Jesse Delgado, Illinois
2015	Nathan Tomasello, Ohio St.
2016	Nico Megaludis, Penn St.
2017	Darian Cruz, Lehigh
2018	Spencer Lee, Iowa
2019	Spencer Lee, Iowa

133-POUND WEIGHT CLASS

Year	Name, School
1999	Eric Guerrero, Oklahoma St.
2000	Eric Juergens, Iowa
2001	Eric Juergens, Iowa
2002	Johnny Thompson, Oklahoma St.
2003	Johnny Thompson, Oklahoma St.
2004	Zach Roberson, Iowa St.
2005	Travis Lee, Cornell
2006	Matthew Valenti, Penn
2007	Matthew Valenti, Penn
2008	Coleman Scott, Oklahoma St.
2009	Franklin Gomez, Michigan St.
2010	Jayson Ness, Minnesota
2011	Jordan Oliver, Oklahoma St.
2012	Logan Stieber, Ohio St.
2013	Logan Stieber, Ohio St.
2014	Tony Ramos, Iowa
2015	Cody Brewer, Oklahoma
2016	Nahshon Garrett, Cornell
2017	Cory Clark, Iowa
2018	Seth Gross, South Dakota St.
2019	Nick Suriano, Rutgers

141-POUND WEIGHT CLASS

Year	Name, School
1999	Doug Schwab, Iowa
2000	Carl Perry, Illinois
2001	Michael Lightner, Oklahoma
2002	Aaron Holker, Iowa St.
2003	Teyon Ware, Oklahoma
2004	Cliff Moore, Iowa
2005	Teyon Ware, Oklahoma
2006	Nate Gallick, Iowa St.
2007	Derek Moore, UC Davis
2008	J Jagers, Ohio St.
2009	J Jagers, Ohio St.
2010	Kyle Dake, Cornell
2011	Kellen Russell, Michigan
2012	Kellen Russell, Michigan
2013	Kendric Maple, Oklahoma
2014	Logan Stieber, Ohio St.
2015	Logan Stieber, Ohio St.
2016	Dean Heil, Oklahoma St.
2017	Dean Heil, Oklahoma St.
2018	Yianni Diakomihalis, Cornell
2019	Yianni Diakomihalis, Cornell

149-POUND WEIGHT CLASS

Year	Name, School
1999	T.J. Williams, Iowa
2000	Tony Davis, UNI
2001	Adam Tirapelle, Illinois
2002	Jared Lawrence, Minnesota
2003	Eric Larkin, Arizona St.
2004	Jesse Jantzen, Harvard
2005	Zack Esposito, Oklahoma St.
2006	Dustin Schlatter, Minnesota
2007	Gregor Gillespie, Edinboro
2008	Brent Metcalf, Iowa
2009	Darrion Caldwell, NC State
2010	Brent Metcalf, Iowa
2011	Kyle Dake, Cornell
2012	Frank Molinaro, Penn St.
2013	Jordan Oliver, Oklahoma St.
2014	Jason Tsirtsis, Northwestern
2015	Drake Houdashelt, Missouri
2016	Zain Retherford, Penn St.
2017	Zain Retherford, Penn St.
2018	Zain Retherford, Penn St.
2019	Anthony Ashnault, Rutgers

157-POUND WEIGHT CLASS

Year	Name, School
1951	Phil Smith, Oklahoma
1952	Bill Weick, UNI
1953	James Harmon, UNI
1954	Bob Hoke, Michigan St.
1955	Bill Weick, UNI
1956	Larry TenPas, Illinois
1957	Doug Blubaugh, Oklahoma St.
1958	Dick Beattie, Oklahoma St.
1959	Dick Beattie, Oklahoma St.

Year	Name, School
1960	Art Kraft, Northwestern
1961	Phil Kinyon, Oklahoma St.
1962	Jack Flasche, Northern Colo.
1963	Kirk Pendleton, Lehigh
1964	Gordon Hassman, Iowa St.
1965	Bob Kopnisky, Maryland
1999	Casey Cunningham, Central Mich.
2000	Brett Matter, Penn
2001	T.J. Williams, Iowa
2002	Luke Becker, Minnesota
2003	Ryan Bertin, Michigan
2004	Matt Gentry, Stanford
2005	Ryan Bertin, Michigan
2006	Ben Cherrington, Boise St.
2007	Trent Paulson, Iowa St.
2008	Jordan Leen, Cornell
2009	Jordan Burroughs, Nebraska
2010	J.P. O'Connor, Harvard
2011	Bubba Jenkins, Arizona St.
2012	Kyle Dake, Cornell
2013	Derek St. John, Iowa
2014	Alex Dieringer, Oklahoma St.
2015	Isaiah Martinez, Illinois
2016	Isaiah Martinez, Illinois
2017	Jason Nolf, Penn St.
2018	Jason Nolf, Penn St.
2019	Jason Nolf, Penn St.

165-POUND WEIGHT CLASS

Year	Name, School
1929	Conrad Caldwell, Oklahoma St.
1930	Jack Van Bebber, Oklahoma St.
1931	Jack Van Bebber, Oklahoma St.
1933	George Martin, Iowa St.
1934	Marion Foreman, Oklahoma
1935	Howard Johnston, Penn St.
1937	Harvey Base, Oklahoma St.
1938	John Ginay, Illinois
1939	Henry Matthes, Lehigh
1940	Crawford Grenard, Colorado St.
1941	Virgil Smith, Oklahoma St.
1942	Virgil Smith, Oklahoma St.
1946	David Shapiro, Illinois
1947	William Nelson, UNI
1949	William Smith, UNI
1950	William Smith, UNI
1999	Kirk White, Boise St.
2000	Don Pritzlaff, Wisconsin
2001	Don Pritzlaff, Wisconsin
2002	Joe Heskett, Iowa St.
2003	Matt Lackey, Illinois
2004	Troy Letters, Lehigh
2005	Johnny Hendricks, Oklahoma St.
2006	Johnny Hendricks, Oklahoma St.
2007	Mark Perry, Iowa
2008	Mark Perry, Iowa
2009	Jarrod King, Edinboro
2010	Andrew Howe, Wisconsin
2011	Jordan Burroughs, Nebraska
2012	David Taylor, Penn St.
2013	Kyle Dake, Cornell

Year	Name, School
2014	David Taylor, Penn St.
2015	Alex Dieringer, Oklahoma St.
2016	Alex Dieringer, Oklahoma St.
2017	Vincenzo Joseph, Penn St.
2018	Vincenzo Joseph, Penn St.
2019	Mekhi Lewis, Virginia Tech

174-POUND WEIGHT CLASS

Year	Name, School
1932	Robert Hess, Iowa St.
1936	Harry Broadbent, Oklahoma
1948	Glen Brand, Iowa St.
1999	Glenn Pritzlaff, Penn St.
2000	Byron Tucker, Oklahoma
2001	Josh Koscheck, Edinboro
2002	Greg Jones, West Virginia
2003	Robbie Waller, Oklahoma
2004	Chris Pendleton, Oklahoma St.
2005	Chris Pendleton, Oklahoma St.
2006	Ben Askren, Missouri
2007	Ben Askren, Missouri
2008	Keith Gavin, Pittsburgh
2009	Steve Luke, Michigan
2010	Jay Borschel, Iowa
2011	Jonathan Reader, Iowa St.
2012	Edward Ruth, Penn St.
2013	Chris Perry, Oklahoma St.
2014	Chris Perry, Oklahoma St.
2015	Matthew Brown, Penn St.
2016	Myles Martin, Ohio St.
2017	Mark Hall, Penn St.
2018	Zahid Valencia, Arizona St.
2019	Zahid Valencia, Arizona St.

184-POUND WEIGHT CLASS

Year	Name, School
1999	Cael Sanderson, Iowa St.
2000	Cael Sanderson, Iowa St.
2001	Cael Sanderson, Iowa St.
2002	Rob Rohn, Lehigh
2003	Jake Rosholt, Oklahoma St.
2004	Greg Jones, West Virginia
2005	Greg Jones, West Virginia
2006	Shane Webster, Oregon
2007	Jake Herbert, Northwestern
2008	Mike Pucillo, Ohio St.
2009	Jake Herbert, Northwestern
2010	Maxwell Askren, Missouri
2011	Quentin Wright, Penn St.
2012	Steve Bosak, Cornell
2013	Edward Ruth, Penn St.
2014	Edward Ruth, Penn St.
2015	Gabriel Dean, Cornell
2016	Gabriel Dean, Cornell
2017	Bo Nickal, Penn St.
2018	Bo Nickal, Penn St.
2019	Drew Foster, UNI

197-POUND WEIGHT CLASS

Year	Name, School
1999	Tim Hartung, Minnesota
2000	Brad Vering, Nebraska
2001	Mark Munoz, Oklahoma St.
2002	Cael Sanderson, Iowa St.
2003	Damion Hahn, Minnesota
2004	Damion Hahn, Minnesota
2005	Jake Rosholt, Oklahoma St.
2006	Jake Rosholt, Oklahoma St.
2007	Joshua Glenn, American
2008	Phil Davis, Penn St.
2009	Jake Varner, Iowa St.
2010	Jake Varner, Iowa St.
2011	Dustin Kilgore, Kent St.
2012	Cam Simaz, Cornell
2013	Quentin Wright, Penn St.
2014	J'den Cox, Missouri
2015	Kyven Gadson, Iowa St.
2016	J'den Cox, Missouri
2017	J'den Cox, Missouri
2018	Michael Macchiavello, NC State
2019	Bo Nickal, Penn St.

HEAVYWEIGHT CLASS

Year	Name, School
1928	Earl McCready, Oklahoma St.
1929	Earl McCready, Oklahoma St.
1930	Earl McCready, Oklahoma St.
1931	Jack Riley, Northwestern
1932	Jack Riley, Northwestern
1933	Ralph Teague, Southwestern Okla.
1934	Ralph Teague, Southwestern Okla.
1935	Charles McDaniel, Indiana
1936	Howell Scobey, Lehigh
1937	Lloyd Ricks, Oklahoma St.
1938	Charles McDaniel, Indiana
1939	Johnny Harrell, Oklahoma St.
1940	George Downes, Ohio St.
1941	Leonard Levy, Minnesota
1942	Loyd Arms, Oklahoma St.
1946	George Bolas, Ohio St.
1947	Dick Hutton, Oklahoma St.
1948	Dick Hutton, Oklahoma St.
1949	Verne Gagne, Minnesota
1950	Dick Hutton, Oklahoma St.
1951	Bradley Glass, Princeton
1952	Gene Nicks, Oklahoma St.
1953	Dan McNair, Auburn
1954	Gene Nicks, Oklahoma St.
1955	William Oberly, Penn St.
1956	Gordon Roesler, Oklahoma
1957	Robert Norman, Illinois
1958	Robert Norman, Illinois
1959	Ted Ellis, Oklahoma St.
1960	Dale Lewis, Oklahoma
1961	Dale Lewis, Oklahoma
1962	Sherwyn Thorson, Iowa
1963	Jim Nance, Syracuse
1964	Joe James, Oklahoma St.
1965	Jim Nance, Syracuse

Year	Name, School
1966	Dave Porter, Michigan
1967	Curley Culp, Arizona St.
1968	Dave Porter, Michigan
1969	Jess Lewis, Oregon St.
1970	Jess Lewis, Oregon St.
1971	Greg Wojciechowski, Toledo
1972	Chris Taylor, Iowa St.
1973	Chris Taylor, Iowa St.
1974	Jim Woods, Western Ill.
1975	Larry Bielenberg, Oregon St.
1976	Jimmy Jackson, Oklahoma St.
1977	Jimmy Jackson, Oklahoma St.
1978	Jimmy Jackson, Oklahoma St.
1979	Fred Bohna, UCLA
1980	Howard Harris, Oregon St.
1981	Lou Banach, Iowa
1982	Bruce Baumgartner, Indiana St.
1983	Lou Banach, Iowa
1984	Tab Thacker, NC State
1985	Bill Hyman, Temple
1986	Kirk Trost, Michigan
1987	Carlton Haselrig, Pitt.-Johnstown
1988	Carlton Haselrig, Pitt.-Johnstown
1989	Carlton Haselrig, Pitt.-Johnstown
1990	Kurt Angle, Clarion
1991	Jon Llewellyn, Illinois
1992	Kurt Angle, Clarion
1993	Sylvester Terkay, NC State
1994	Kerry McCoy, Penn St.
1995	Tolly Thompson, Nebraska
1996	Jeff Walter, Wisconsin
1997	Kerry McCoy, Penn St.
1998	Stephen Neal, CSU Bakersfield
1999	Stephen Neal, CSU Bakersfield
2000	Brock Lesnar, Minnesota
2001	John Lockhart, Illinois
2002	Tommy Rowlands, Ohio St.
2003	Steve Mocco, Iowa
2004	Tommy Rowlands, Ohio St.
2005	Steve Mocco, Oklahoma St.
2006	Cole Konrad, Minnesota
2007	Cole Konrad, Minnesota
2008	Dustin Fox, Northwestern
2009	Mark Ellis, Missouri
2010	David Zabriskie, Iowa St.
2011	Zachery Rey, Lehigh
2012	Anthony Nelson, Minnesota
2013	Anthony Nelson, Minnesota
2014	Nick Gwiazdowski, NC State
2015	Nick Gwiazdowski, NC State
2016	Kyle Snyder, Ohio St.
2017	Kyle Snyder, Ohio St.
2018	Kyle Snyder, Ohio St.
2019	Anthony Cassar, Penn St.

DISCONTINUED WEIGHT CLASSES

114.5-POUND WEIGHT CLASS

Year	Name, School
1948	Arnold Plaza, Purdue

115-POUND WEIGHT CLASS

Year	Name, School
1928	Harold DeMarsh, Oklahoma St.
1929	Joe Sapora, Illinois
1930	Joe Sapora, Illinois
1952	Hugh Peery, Pittsburgh
1953	Hugh Peery, Pittsburgh
1954	Hugh Peery, Pittsburgh
1955	Terrence McCann, Iowa
1956	Terrence McCann, Iowa
1957	Dick Delgado, Oklahoma
1958	Dick Delgado, Oklahoma
1959	Andy Fitch, Yale
1960	E. Gray Simons, Lock Haven
1961	E. Gray Simons, Lock Haven
1962	E. Gray Simons, Lock Haven
1963	Arthur Maughan, Concordia-M'head
1964	Terry Finn, Southern Ill.
1965	Tadaaki Hatta, Oklahoma St.
1966	Rich Sanders, Portland St.
1967	Rich Sanders, Portland St.
1968	Ken Melchior, Lock Haven
1969	John Miller, Oregon

118-POUND WEIGHT CLASS

Year	Name, School
1931	John Engel, Lehigh
1933	Rex Peery, Oklahoma St.
1934	Rex Peery, Oklahoma St.
1935	Rex Peery, Oklahoma St.
1937	Joe McDaniels, Oklahoma St.
1938	Joe McDaniels, Oklahoma St.
1970	Greg Johnson, Michigan St.
1971	Greg Johnson, Michigan St.
1972	Greg Johnson, Michigan St.
1973	Dan Sherman, Iowa
1974	Gary Breece, Oklahoma
1975	Shawn Garel, Oklahoma
1976	Mark DiGirolamo, Cal Poly
1977	Jim Haines, Wisconsin
1978	Andy Daniels, Ohio
1979	Gene Mills, Syracuse
1980	Joe Gonzales, CSU Bakersfield
1981	Gene Mills, Syracuse
1982	Barry Davis, Iowa
1983	Adam Cuestas, CSU Bakersfield
1984	Carl DeStefanis, Penn St.
1985	Rick Bonomo, Bloomsburg
1986	Rick Bonomo, Bloomsburg
1987	Rick Bonomo, Bloomsburg
1988	Jack Cuvo, East Stroudsburg
1989	Jack Cuvo, East Stroudsburg

Year	Name, School
1990	Jack Griffin, Northwestern
1991	Jeff Prescott, Penn St.
1992	Jeff Prescott, Penn St.
1993	Sam Henson, Clemson
1994	Sam Henson, Clemson
1995	Kelvin Jackson, Michigan St.
1996	Sheldon Thomas, Clarion
1997	Jessie Whitmer, Iowa
1998	Teague Moore, Oklahoma St.

121-POUND WEIGHT CLASS

Year	Name, School
1939	Joe McDaniels, Oklahoma St.
1940	Robert Antonacci, Indiana
1941	Merle Jennings, Michigan St.
1942	Merle Jennings, Michigan St.
1946	Cecil Mott, UNI
1947	Richard Hauser, Cornell College
1949	Arnold Plaza, Purdue
1950	Anthony Gizoni, Waynesburg

123-POUND WEIGHT CLASS

Year	Name, School
1932	Joseph Puerta, Illinois
1936	Ted Anderson, Central Okla.
1951	Anthony Gizoni, Waynesburg
1952	Bill Borders, Oklahoma
1953	Dick Mueller, Minnesota
1954	Richard Govig, Iowa
1955	Ed Peery, Pittsburgh
1956	Ed Peery, Pittsburgh
1957	Ed Peery, Pittsburgh
1958	Paul Powell, Pittsburgh
1959	Dave Auble, Cornell
1960	Dave Auble, Cornell
1961	Duwane Miller, Oklahoma
1962	Masaaki Hatta, Oklahoma St.
1963	Mike Nissen, Nebraska
1964	Fred Powell, Lock Haven
1965	Mike Caruso, Lehigh
1966	Mike Caruso, Lehigh
1967	Mike Caruso, Lehigh
1968	Dwayne Keller, Oklahoma St.
1969	Wayne Boyd, Temple

125.5-POUND WEIGHT CLASS

Year	Name, School
1948	George Lewis, Waynesburg

126-POUND WEIGHT CLASS

Year	Name, School
1931	Robert Pearce, Oklahoma St.
1933	Ross Flood, Oklahoma St.
1934	Ross Flood, Oklahoma St.
1935	Ross Flood, Oklahoma St.
1937	Dale Brand, Cornell College
1938	Allen Sapora, Illinois
1970	Dwayne Keller, Oklahoma St.
1971	Yoshiro Fujita, Oklahoma St.

Year	Name, School
1972	Pat Milkovich, Michigan St.
1973	Mark Massery, Northwestern
1974	Pat Milkovich, Michigan St.
1975	John Fritz, Penn St.
1976	Jack Reinwand, Wisconsin
1977	Nick Gallo, Hofstra
1978	Mike Land, Iowa St.
1979	Randy Lewis, Iowa
1980	John Azevedo, CSU Bakersfield
1981	Dan Cuestas, CSU Bakersfield
1982	Dan Cuestas, CSU Bakersfield
1983	Barry Davis, Iowa
1984	Kevin Darkus, Iowa St.
1985	Barry Davis, Iowa
1986	Brad Penrith, Iowa
1987	Bill Kelly, Iowa St.
1988	Jim Martin, Penn St.
1989	Kendall Cross, Oklahoma St.
1990	Terry Brands, Iowa
1991	Jason Kelber, Nebraska
1992	Terry Brands, Iowa
1993	Tony Purler, Nebraska
1994	David Hirsch, Cornell
1995	Jeff McGinnis, Iowa
1996	Sanshiro Abe, Penn St.
1997	Eric Guerrero, Oklahoma St.
1998	Eric Guerrero, Oklahoma St.

128-POUND WEIGHT CLASS

Year	Name, School
1939	Dale Hanson, Minnesota
1940	Harold Byrd, Oklahoma
1941	Burl Jennings, Michigan St.
1942	Burl Jennings, Michigan St.
1946	Gerald Leeman, UNI
1947	Russell Bush, UNI
1949	Charles Hetrick, Oklahoma St.
1950	Joe Patacsil, Purdue

130-POUND WEIGHT CLASS

Year	Name, School
1951	Walter Romanowski, Cornell College
1952	Gene Lybbert, UNI
1953	Norvard Nalan, Michigan
1954	Norvard Nalan, Michigan
1955	Myron Roderick, Oklahoma St.
1956	Myron Roderick, Oklahoma St.
1957	John Johnston, Penn St.
1958	Les Anderson, Iowa St.
1959	Stanley Abel, Oklahoma
1960	Stanley Abel, Oklahoma
1961	Larry Lauchle, Pittsburgh
1962	Mickey Martin, Oklahoma
1963	Mickey Martin, Oklahoma
1964	Yojiro Uetake, Oklahoma St.
1965	Yojiro Uetake, Oklahoma St.
1966	Yojiro Uetake, Oklahoma St.
1967	David McGuire, Oklahoma
1968	Dan Gable, Iowa St.
1969	David McGuire, Oklahoma

134-POUND WEIGHT CLASS

Year Name, School

1932	Edwin Belshaw, Indiana
1936	Wayne Martin, Oklahoma
1970	Darrell Keller, Oklahoma St.
1971	Roger Weigel, Oregon St.
1972	Gary Barton, Clarion
1973	Don Rohn, Clarion
1974	Tom Sculley, Lehigh
1975	Mike Frick, Lehigh
1976	Mike Frick, Lehigh
1977	Pat Neu, Minnesota
1978	Ken Mallory, Montclair St.
1979	Darryl Burley, Lehigh
1980	Randy Lewis, Iowa
1981	Jim Gibbons, Iowa St.
1982	C.D. Mock, North Carolina
1983	Clar Anderson, Oklahoma St.
1984	Scott Lynch, Penn St.
1985	Jim Jordan, Wisconsin
1986	Jim Jordan, Wisconsin
1987	John Smith, Oklahoma St.
1988	John Smith, Oklahoma St.
1989	Sean O'Day, Edinboro
1990	Tom Brands, Iowa
1991	Tom Brands, Iowa
1992	Tom Brands, Iowa
1993	T.J. Jaworsky, North Carolina
1994	T.J. Jaworsky, North Carolina
1995	T.J. Jaworsky, North Carolina
1996	Cary Kolat, Lock Haven
1997	Mark Ironside, Iowa
1998	Mark Ironside, Iowa

135-POUND WEIGHT CLASS

Year Name, School

1928	Arthur Holding, Iowa St.
1929	George Minot, Illinois
1930	Hugh Linn, Iowa St.
1931	Richard Cole, Iowa St.
1933	Patrick Devine, Indiana
1934	Wayne Martin, Oklahoma
1935	Vernon Sisney, Oklahoma
1937	Ray Cheney, UNI
1938	David Matthews, Oklahoma

136-POUND WEIGHT CLASS

Year Name, School

1939	Archie Deutschman, Illinois
1940	Al Whitehurst, Oklahoma St.
1941	Al Whitehurst, Oklahoma St.
1942	William Maxwell, Michigan St.
1946	David Arndt, Oklahoma St.
1947	Lowell Lange, Cornell College
1949	Lowell Lange, Cornell College
1950	Lowell Lange, Cornell College

136.5-POUND WEIGHT CLASS

Year Name, School

1948	Richard Dickenson, Michigan St.
------	---------------------------------

137-POUND WEIGHT CLASS

Year Name, School

1951	George Layman, Oklahoma St.
1952	George Layman, Oklahoma St.
1953	Len DeAugustino, Lock Haven
1954	Myron Roderick, Oklahoma St.
1955	Lawrence Fornicola, Penn St.
1956	Jim Sinadinos, Michigan St.
1957	Joe Gratto, Lehigh
1958	Paul Aubrey, Oklahoma
1959	Larry Hayes, Iowa St.
1960	Les Anderson, Iowa St.
1961	Norman Young, Michigan St.
1962	Bill Carter, Oklahoma
1963	William Dotson, UNI
1964	Mike Sager, Oklahoma
1965	Bill Stuart, Lehigh
1966	Gene Davis, Oklahoma St.
1967	Dale Anderson, Michigan St.
1968	Dale Anderson, Michigan St.
1969	Dan Gable, Iowa St.

142-POUND WEIGHT CLASS

Year Name, School

1970	Larry Owings, Washington
1971	Darrell Keller, Oklahoma St.
1972	Tom Milkovich, Michigan St.
1973	Dan Muthler, Navy
1974	Rick Lawinger, Wisconsin
1975	Jim Bennett, Yale
1976	Brad Smith, Iowa
1977	Steve Barrett, Oklahoma St.
1978	Dan Hicks, Oregon St.
1979	Dan Hicks, Oregon St.
1980	Lee Roy Smith, Oklahoma St.
1981	Andre Metzger, Oklahoma
1982	Andre Metzger, Oklahoma
1983	Darryl Burley, Lehigh
1984	Jessie Reyes, CSU Bakersfield
1985	Joe Gibbons, Iowa St.
1986	Kevin Dresser, Iowa
1987	Pete Yozzo, Lehigh
1988	Pat Santoro, Pittsburgh
1989	Pat Santoro, Pittsburgh
1990	Joe Reynolds, Oklahoma
1991	Scott Collins, West Virginia
1992	Troy Steiner, Iowa
1993	Lincoln McClravy, Iowa
1994	Alan Fried, Oklahoma St.
1995	John Hughes, Penn St.
1996	Bill Zadick, Iowa
1997	Cary Kolat, Lock Haven
1998	Jeff McGinness, Iowa

145-POUND WEIGHT CLASS

Year Name, School

1928	Melvin Clodfelter, Oklahoma St.
1929	George Bancroft, Oklahoma St.
1930	Hardie Lewis, Oklahoma
1931	William Doyle, Kansas St.
1932	Hardie Lewis, Oklahoma
1933	Alan Kelley, Oklahoma St.

Year Name, School

1934	Alan Kelley, Oklahoma St.
1935	Wayne Martin, Oklahoma
1936	Harley Strong, Oklahoma St.
1937	Stanley Henson, Oklahoma St.
1938	Stanley Henson, Oklahoma St.
1939	Harold Nichols, Michigan
1940	Harold Masem, Lehigh
1941	David Arndt, Oklahoma St.
1942	David Arndt, Oklahoma St.
1946	William Koll, UNI
1947	William Koll, UNI
1949	Keith Young, UNI
1950	Keith Young, UNI
1966	Bill Blacksmith, Lock Haven
1967	Don Henderson, Air Force
1968	Dale Bahr, Iowa St.
1969	Mike Grant, Oklahoma

147-POUND WEIGHT CLASS

Year Name, School

1951	Keith Young, UNI
1952	Tommy Evans, Oklahoma
1953	Frank Bettucci, Cornell
1954	Tommy Evans, Oklahoma
1955	Edward Eichelberger, Lehigh
1956	Edward Eichelberger, Lehigh
1957	Simon Roberts, Iowa
1958	Ron Gray, Iowa St.
1959	Ron Gray, Iowa St.
1960	Larry Hayes, Iowa St.
1961	Larry Hayes, Iowa St.
1962	Mike Natvig, Army West Point
1963	Mike Natvig, Army West Point
1964	Jerry Stanley, Oklahoma
1965	Veryl Long, Iowa St.

147.5-POUND WEIGHT CLASS

Year Name, School

1948	William Koll, UNI
------	-------------------

150-POUND WEIGHT CLASS

Year Name, School

1970	Mike Grant, Oklahoma
1971	Stan Dziedzic, Slippery Rock
1972	Wade Schalles, Clarion
1973	Jerrett Hubbard, Michigan
1974	Jerrett Hubbard, Michigan
1975	Chuck Yagla, Iowa
1976	Chuck Yagla, Iowa
1977	Mark Churella, Michigan
1978	Mark Churella, Michigan
1979	Bruce Kinseth, Iowa
1980	Andy Rein, Wisconsin
1981	Nate Carr, Iowa St.
1982	Nate Carr, Iowa St.
1983	Nate Carr, Iowa St.
1984	Kenny Monday, Oklahoma St.
1985	Eddie Urbano, Arizona St.
1986	Jim Heffernan, Iowa
1987	Tim Krieger, Iowa St.

Year	Name, School
1988	Scott Turner, NC State
1989	Tim Krieger, Iowa St.
1990	Brian Dolph, Indiana
1991	Matt Demaray, Wisconsin
1992	Matt Demaray, Wisconsin
1993	Terry Steiner, Iowa
1994	Lincoln McClravy, Iowa
1995	Steve Marianetti, Illinois
1996	Chris Bono, Iowa St.
1997	Lincoln McClravy, Iowa
1998	Eric Siebert, Illinois

152-POUND WEIGHT CLASS

Year	Name, School
1966	Dick Cook, Michigan St.
1967	James Kamman, Michigan
1968	Wayne Wells, Oklahoma
1969	Gobel Kline, Maryland

155-POUND WEIGHT CLASS

Year	Name, School
1929	Jack Van Bebber, Oklahoma St.
1930	Otto Kelley, Michigan
1931	Leroy McGuirk, Oklahoma St.
1933	Merrill Frevert, Iowa St.
1934	Ben Bishop, Lehigh
1935	Frank Lewis, Oklahoma St.
1937	Bill Keas, Oklahoma
1938	Dale Scrivens, Oklahoma St.
1939	Stanley Henson, Oklahoma St.
1940	Vernon Logan, Oklahoma St.
1941	Earl Van Bebber, Oklahoma St.
1942	Vernon Logan, Oklahoma St.
1946	Bill Courtright, Michigan
1947	Gail Mikles, Michigan St.
1949	William Nelson, UNI
1950	William Nelson, UNI

158-POUND WEIGHT CLASS

Year	Name, School
1928	Leslie Beers, Iowa
1932	Carl Dougovito, Michigan
1936	Walter Jacob, Michigan St.
1970	Dave Martin, Iowa St.
1971	Carl Adams, Iowa St.
1972	Carl Adams, Iowa St.
1973	Wade Schalles, Clarion
1974	Rod Kilgore, Oklahoma
1975	Dan Holm, Iowa
1976	Lee Kemp, Wisconsin
1977	Lee Kemp, Wisconsin
1978	Lee Kemp, Wisconsin
1979	Kelly Ward, Iowa St.
1980	Ricky Stewart, Oklahoma St.
1981	Ricky Stewart, Oklahoma St.
1982	Jim Zalesky, Iowa
1983	Jim Zalesky, Iowa
1984	Jim Zalesky, Iowa
1985	Marty Kistler, Iowa
1986	Jude Skove, Ohio St.
1987	Stewart Carter, Iowa St.

Year	Name, School
1988	Rob Koll, North Carolina
1989	Dan St. John, Arizona St.
1990	Pat Smith, Oklahoma St.
1991	Pat Smith, Oklahoma St.
1992	Pat Smith, Oklahoma St.
1993	Markus Mollica, Arizona St.
1994	Pat Smith, Oklahoma St.
1995	Ernest Benion, Illinois
1996	Joe Williams, Iowa
1997	Joe Williams, Iowa
1998	Dwight Gardner, Ohio

160-POUND WEIGHT CLASS

Year	Name, School
1966	Greg Ruth, Oklahoma
1967	Vic Marcucci, Iowa St.
1968	Reg Wicks, Iowa St.
1969	Cleo McGlory, Oklahoma

160.5-POUND WEIGHT CLASS

Year	Name, School
1948	Jack St. Clair, Oklahoma St.

167-POUND WEIGHT CLASS

Year	Name, School
1951	Gene Gibbons, Michigan St.
1952	Joe Lemyre, Penn St.
1953	Don Dickason, Cornell
1954	Joseph Solomon, Pittsburgh
1955	Fred Davis, Oklahoma St.
1956	Edward DeWitt, Pittsburgh
1957	Tom Alberts, Pittsburgh
1958	Duane Murty, Oklahoma St.
1959	Ed Hamer, Lehigh
1960	Dick Ballinger, Wyoming
1961	Ron Conway, Oregon St.
1962	Ronnie Clinton, Oklahoma St.
1963	James Harrison, Pittsburgh
1964	Donald Millard, Southern Ill.
1965	Greg Ruth, Oklahoma
1966	Dave Reinbolt, Ohio St.
1967	George Radman, Michigan St.
1968	Mike Gallego, Fresno St.
1969	Jason Smith, Iowa St.
1970	Jason Smith, Iowa St.
1971	Andrew Matter, Penn St.
1972	Andrew Matter, Penn St.
1973	Bill Simpson, Clarion
1974	Doug Wyn, Western Mich.
1975	Ron Ray, Oklahoma St.
1976	Pat Christenson, Wisconsin
1977	Rod Kilgore, Oklahoma
1978	Keith Stearns, Oklahoma
1979	Mark Churella, Michigan
1980	Matt Reiss, NC State
1981	Mark Schultz, Oklahoma
1982	Dave Schultz, Oklahoma
1983	Mike Sheets, Oklahoma St.
1984	Mike Sheets, Oklahoma St.
1985	Chris Edmond, Tennessee

Year	Name, School
1986	Marty Kistler, Iowa
1987	Royce Alger, Iowa
1988	Mike Van Arsdale, Iowa St.
1989	Dave Lee, Wisconsin
1990	Dan St. John, Arizona St.
1991	Mark Reiland, Iowa
1992	Charles Jones, Purdue
1993	Ray Miller, Arizona St.
1994	Mark Branch, Oklahoma St.
1995	Markus Mollica, Arizona St.
1996	Daryl Weber, Iowa
1997	Mark Branch, Oklahoma St.
1998	Joe Williams, Iowa

175-POUND WEIGHT CLASS

Year	Name, School
1928	George Rule, Oklahoma St.
1929	Glenn Stafford, Cornell
1930	Conrad Caldwell, Oklahoma St.
1931	Conrad Caldwell, Oklahoma St.
1933	Robert Hess, Iowa St.
1934	Richard Voliva, Indiana
1935	Ralph Silverstein, Illinois
1937	John Whitaker, Minnesota
1938	John Harkness, Harvard
1939	Chris Traicoff, Indiana
1940	Don Nichols, Michigan
1941	Richard DiBattista, Penn
1942	Richard DiBattista, Penn
1946	George Dorsch, Oklahoma St.
1947	Joe Scarpello, Iowa
1949	James Gregson, Oklahoma St.
1950	Joe Scarpello, Iowa

177-POUND WEIGHT CLASS

Year	Name, School
1951	Grover Rains, Oklahoma St.
1952	Bentley Lyon, California
1953	Ned Blass, Oklahoma St.
1954	Ned Blass, Oklahoma St.
1955	Dan Hodge, Oklahoma
1956	Dan Hodge, Oklahoma
1957	Dan Hodge, Oklahoma
1958	Gary Kurdelmeier, Iowa
1959	Jim Craig, Iowa
1960	Roy Conrad, Northern Ill.
1961	Bob Johnson, Oklahoma St.
1962	Bob Johnson, Oklahoma St.
1963	Dean Lahr, Colorado
1964	Dean Lahr, Colorado
1965	Tom Peckham, Iowa St.
1966	Tom Peckham, Iowa St.
1967	Fred Fozzard, Oklahoma St.
1968	Bob Justice, Colorado
1969	Chuck Jean, Iowa St.
1970	Chuck Jean, Iowa St.
1971	Geoff Baum, Oklahoma St.
1972	Bill Murdock, Washington
1973	Rich Binek, Iowa St.
1974	Floyd Hitchcock, Bloomsburg
1975	Mike Lieberman, Lehigh
1976	Chris Campbell, Iowa

Year	Name, School
1977	Chris Campbell, Iowa
1978	Mark Lieberman, Lehigh
1979	Mark Lieberman, Lehigh
1980	Ed Banach, Iowa
1981	Ed Banach, Iowa
1982	Mark Schultz, Oklahoma
1983	Mark Schultz, Oklahoma
1984	Jim Scherr, Nebraska
1985	Melvin Douglas, Oklahoma
1986	Melvin Douglas, Oklahoma
1987	Rico Chiapparelli, Iowa
1988	Royce Alger, Iowa
1989	Chris Barnes, Oklahoma St.
1990	Chris Barnes, Oklahoma St.
1991	Marty Morgan, Minnesota
1992	Kevin Randleman, Ohio St.
1993	Kevin Randleman, Ohio St.
1994	Dean Morrison, West Virginia
1995	Les Gutches, Oregon St.
1996	Les Gutches, Oregon St.
1997	Barry Weldon, Iowa St.
1998	Mitch Clark, Ohio St.

190-POUND WEIGHT CLASS

Year	Name, School
1970	Geoff Baum, Oklahoma St.

Year	Name, School
1971	Ben Peterson, Iowa St.
1972	Ben Peterson, Iowa St.
1973	Greg Strobel, Oregon St.
1974	Greg Strobel, Oregon St.
1975	Al Nacin, Iowa St.
1976	Evan Johnson, Minnesota
1977	Frank Santana, Iowa St.
1978	Ron Jeidy, Wisconsin
1979	Eric Wais, Oklahoma St.
1980	Noel Loban, Clemson
1981	Tom Martucci, TCNJ
1982	Pete Bush, Iowa
1983	Ed Banach, Iowa
1984	Bill Scherr, Nebraska
1985	Dan Chaid, Oklahoma
1986	Duane Goldman, Iowa
1987	Eric Voelker, Iowa St.
1988	Mark Coleman, Ohio St.
1989	Eric Voelker, Iowa St.
1990	Matt Ruppel, Lehigh
1991	Paul Keysaw, CSU Bakersfield
1992	Mark Kerr, Syracuse
1993	Rex Holman, Ohio St.
1994	Joel Sharratt, Iowa
1995	J.J. McGrew, Oklahoma St.
1996	John Kading, Oklahoma

Year	Name, School
1997	Lee Fullhart, Iowa
1998	Tim Hartung, Minnesota

191-POUND WEIGHT CLASS

Year	Name, School
1932	Kermit Blosser, Ohio
1936	Duke Clemons, Central Okla.
1948	Verne Gagne, Minnesota
1952	Harry Lanzi, Toledo
1953	Hudson Samson, Penn St.
1954	Peter Blair, Navy
1955	Peter Blair, Navy
1956	Kenneth Leuer, Iowa
1957	Ron Schirf, Pittsburgh
1958	Kenneth Maidlow, Michigan St.
1959	Arthur Baker, Syracuse
1960	George Goodner, Oklahoma
1961	Len Lordino, Northern Colo.
1962	Wayne Baughman, Oklahoma
1963	Jack Bearden, Michigan
1964	Harry Houska, Ohio
1965	Jack Brisco, Oklahoma St.
1966	Bill Harlow, Oklahoma St.
1967	Tom Schlendorf, Syracuse
1968	Nick Carollo, Adams St.
1969	Tom Kline, Cal Poly

TEAM FINISHES

Team (Years In Which Team Scored)	Years	1st	2nd	3rd	4th	5th	Best Finish (Year[s])
Adams St. (1963-64-65-66-67-68-69)	7	0	0	0	0	0	15th (1967)
Air Force (1962-63-64-67-68-69-70-71-73-74-75-80-90-91-92-94-97-98-99-2000-01-02-03-05-08-11-12-13-14-15-16-19)	32	0	0	0	0	0	10th (1967)
Alabama (1970-73-76-77-79)	5	0	0	0	0	0	37th (1973)
Albany (NY) (1966-67)	2	0	0	0	0	0	23rd (1966)
American (1989-90-93-95-98-99-2000-01-02-05-06-07-08-09-10-11-12-13-14-15-16-17-18-19)	24	0	0	0	0	1	5th (2011)
Appalachian St. (1939-41-77-80-81-85-86-87-89-90-92-93-96-97-99-2000-01-02-03-05-07-08-10-11-12-13-15-16-17-18-19)	31	0	0	0	0	1	5th (1941)
Arizona (1966-67-68-69-70-71-72-73-75-76-77-78-79-80)	14	0	0	0	0	0	14th (1972)
Arizona St. (1964-65-66-67-68-69-72-75-76-77-78-79-80-81-82-83-84-85-86-87-88-89-90-91-92-93-94-95-96-97-98-99-2000-01-02-03-04-05-06-07-08-09-10-11-12-13-14-15-16-17-18-19)	52	1	2	0	2	2	1st (1988)
Army West Point (1951-53-55-60-61-62-63-64-65-66-67-68-69-70-71-72-73-77-81-82-83-85-86-87-88-89-91-92-93-94-95-96-97-98-2000-01-02-03-04-05-06-07-08-09-10-11-12-14-15-16-17-18-19)	53	0	0	0	0	0	10th (1965-66)
Ashland (1968)	1	0	0	0	0	0	52nd (1968)
Auburn (1950-51-53-60-61-62-63-64-68-69-80-81)	12	0	0	0	0	0	9th (1981)
Ball St. (1970-73-74-76-78-79-80-82)	8	0	0	0	0	0	20th (1963)
Binghamton (2003-04-08-09-10-11-12-13-14-15-16-17-18-19)	14	0	0	0	0	0	14th (2012)
Bloomsburg (1959-63-64-65-66-67-68-69-70-77-79-80-81-82-83-84-85-86-87-88-89-90-91-92-93-94-95-96-97-98-99-2000-01-02-04-05-06-07-08-09-10-11-12-13-14)	45	0	0	0	0	1	5th (1987)
Boise St. (1972-73-75-76-77-78-81-82-83-84-85-86-87-89-90-91-92-93-94-95-96-97-98-99-2000-01-02-03-04-05-06-07-08-09-10-11-12-13-14-15-16)	41	0	0	0	0	0	9th (2011)
Boston College (1987-99-2000-01)	4	0	0	0	0	0	25th (2000)
Boston U. (1973-74-75-76-77-81-82-83-84-88-89-90-91-92-93-94-95-96-97-98-99-2000-01-02-03-04-07-09-10-11-12-13-14)	33	0	0	0	0	0	24th (1994)
Bowling Green (1959-60-61-63-68-74-78-79)	8	0	0	0	0	0	28th (1961)
Bradley (1959)	1	0	0	0	0	0	39th (1959)
Brockport (1972)	1	0	0	0	0	0	54th (1972)
Brown (1953-57-60-70-71-88-89-91-92-93-94-96-97-98-99-2000-01-02-03-04-13-14-15-16-18-19)	26	0	0	0	0	0	18th (1953)
Bucknell (1976-77-82-86-87-88-89-90-91-92-93-94-95-96-98-99-2007-08-09-10-11-12-13-14-15-16-17-18-19)	29	0	0	0	0	0	24th (1989)
Buffalo (1969-70-72-73-74-75-96-99-2000-01-02-03-04-05-06-07-09-10-11-12-13-16-17-19)	24	0	0	0	0	0	33rd (2004)
BYU (1954-58-65-67-68-69-71-72-73-74-75-76-77-78-79-80-82-83-84-85-86-87-88-89-90-92-93-96-97-98-99-2000)	32	0	0	0	1	0	4th (1973)
Cal Poly (1958-68-69-72-75-76-77-78-79-80-81-82-83-84-85-86-88-89-90-91-92-93-94-95-96-97-98-99-2000-01-02-03-04-05-06-07-08-09-10-11-12-14-15-17-18-19)	46	0	0	0	0	1	5th (1969)
Cal Poly Pomona (1966)	1	0	0	0	0	0	23rd (1966)
Cal St. Fullerton (1976-77-79-80-83-86-87-90-91-92-93-94-96-97-98-99-2000-01-02-04-05-06-07-08-10)	25	0	0	0	0	0	22nd (1991)
California (1951-52-65-66-68-69-71-73-74-75-76-77-78)	13	0	0	0	0	0	9th (1952)
California (PA) (1971-92-93-94-95)	5	0	0	0	0	0	32nd (1992)
+++Campbell (1988-95-2000-02-12-16-17-18-19)	9	0	0	0	0	0	38th (2017)
Carleton (1957-59)	2	0	0	0	0	0	29th (1957)
CCNY (1938-39)	2	0	0	0	0	0	9th (1939)
Central Conn. St. (1987-89-90-91-92-95)	6	0	0	0	0	0	46th (1989)
Central Mich. (1970-72-73-74-75-76-79-80-81-83-85-86-87-88-92-93-94-95-96-97-98-99-2000-01-02-03-04-05-06-07-08-09-10-11-12-13-14-15-16-17-18-19)	42	0	0	0	0	1	5th (1998)
Central Okla. (1930-34-35-36-37)	5	0	1	0	0	0	2nd (1936)
Central Wash. (1968)	1	0	0	0	0	0	21st (1968)
Chattanooga (1978-80-81-82-83-84-85-86-87-88-89-90-91-92-93-94-95-96-98-99-2000-01-02-04-05-06-07-08-09-10-12-13-14-15-16-17-18-19)	38	0	0	0	0	0	14th (1983)
Chicago (1930-37-38)	3	0	0	0	0	0	10th (1938)
Chicago St. (1987-91)	2	0	0	0	0	0	33rd (1987)
Cincinnati (1963-72-74)	3	0	0	0	0	0	42nd (1963)
Citadel (1961-68-76-81-87-88-2003-04-05-06-12-13-14-15)	14	0	0	0	0	0	20th (2013)
++Clarion (1968-69-70-71-72-74-75-76-77-78-79-80-81-82-83-84-85-86-87-88-89-90-91-92-93-94-95-96-97-98-99-2000-01-02-03-04-05-11-12-13-14-16-17-18)	44	0	0	0	0	0	6th (1972-87)
Clemson (1979-80-81-82-83-84-85-86-88-89-90-91-93-94-95)	15	0	0	0	0	0	7th (1994)

Team (Years In Which Team Scored)	Years	1st	2nd	3rd	4th	5th	Best Finish (Year[s])
Cleveland St. (1972-75-77-78-79-80-81-82-83-84-85-86-87-88-89-91-92-93-95-97-98-99-2000-01-02-03-04-05-06-07-08-09-15-16-17)	35	0	0	0	0	0	21st (1979)
Coast Guard (1956-60-61-62-66-67)	6	0	0	0	0	0	28th (1961)
Coe (1962)	1	0	0	0	0	0	40th (1962)
Colgate (1958-68-80)	3	0	0	0	0	0	12th (1958)
Colorado (1952-53-54-55-56-57-58-59-61-62-63-64-65-66-67-68-69-70-71-72-73-74-76-77-78-79-80)	27	0	0	0	1	0	4th (1964)
Colorado Mines (1958-59-60-62-64-67)	6	0	0	0	0	0	20th (1962)
Colorado St. (1940-47-48-49-53-55-56-57-58-59-61-62-63-64-65-67-68-69-70-73-75-76-79-80-82-83-84)	27	0	0	0	1	0	4th (1940)
Columbia (1935-51-53-57-73-78-81-82-89-95-2003-05-06-07-08-11-12-13-14-15-16-17-18-19)	24	0	0	0	0	0	14th (1935)
Coppin St. (2000-01)	2	0	0	0	0	0	64th (2000)
Cornell (1929-53-55-58-59-60-64-65-67-68-70-71-72-73-74-81-84-85-89-90-91-92-93-94-95-96-97-98-99-2000-01-02-03-04-05-06-07-08-09-10-11-12-13-14-15-16-17-18-19)	49	0	2	1	2	4	2nd (2010-11)
Cornell College (1930-32-34-35-36-37-38-39-42-47-49-50-51-52-54-55-56-58-59-60-61-63-64)	23	1	0	2	0	0	1st (1947)
CSU Bakersfield (1988-89-90-91-92-93-94-95-96-97-98-99-2000-01-02-03-04-05-06-07-08-09-10-11-13-14-15-16-17-18-19)	31	0	0	1	0	0	3rd (1996)
Dartmouth (1958)	1	0	0	0	0	0	34th (1958)
Davidson (1968-2015)	2	0	0	0	0	0	52nd (1968)
Delaware (1968-74-75-81-85-86)	6	0	0	0	0	0	35th (1975)
Delaware St. (2008)	1	0	0	0	0	0	53rd (2008)
Denver (1932-52)	2	0	0	0	0	0	14th (1952)
Drake (1969-70-71-72-73-74-75-76-78-79-86-87-89-93)	14	0	0	0	0	0	29th (1978)
Drexel (1957-83-87-95-98-99-2002-03-04-05-06-07-08-09-10-11-13-15-16-17-18-19)	22	0	0	0	0	0	29th (1957)
Dubuque (1940-41)	2	0	0	0	0	0	15th (1940)
Duke (1964-73-74-75-83-90-92-94-96-97-2000-02-03-04-05-09-10-11-13-14-15-16-17-18-19)	25	0	0	0	0	0	22nd (2018)
Duquesne (1993-94-95-99-2000-02-03-05-06)	9	0	0	0	0	0	55th (1999-2006)
East Carolina (1971-72-73-74-75-76-79-80)	8	0	0	0	0	0	24th (1974)
East Stroudsburg (1964-66-67-68-69-78-79-80-86-87-88-89-97-98-99-2000-09)	17	0	0	0	0	0	8th (1966)
Eastern Ill. (1982-83-85-86-87-88-89-90-91-92-93-95-96-97-98-99-2000-02-03-04-05-06-07)	23	0	0	0	0	0	19th (1982)
Eastern Mich. (1976-87-88-89-92-96-97-99-2000-01-02-04-05-06-10-12-13-14-15-16-17-18)	22	0	0	0	0	0	24th (1989)
Edinboro (1987-88-89-90-91-92-93-94-95-96-97-98-99-2000-01-02-03-04-05-06-07-08-09-10-11-12-13-14-15-16-17-18)	32	0	0	1	0	1	3rd (2015)
Fairleigh Dickinson (1967)	1	0	0	0	0	0	55th (1967)
Florida (1972-73-75-76-77-78-79)	7	0	0	0	0	0	16th (1978)
Frank. & Marsh (1938-39-40-41-48-53-56-57-67-68-72-78-79-80-81-88-94-2013-14-16-18)	21	0	0	0	1	0	4th (1939)
Fresno St. (1962-67-68-70-71-72-73-74-77-83-84-85-86-87-88-89-90-91-92-93-94-95-96-97-98-99-2000-01-02-03-04-05-06-18-19)	35	0	0	0	0	0	8th (1993)
Gardner-Webb (2003-05-06-07-08-11-13-14-16-17)	10	0	0	0	0	0	47th (2017)
George Mason (1986-88-89-90-92-93-94-95-96-97-98-99-2000-01-02-03-04-08-09-15-16-17-18-19)	24	0	0	0	0	0	31st (2001)
George Washington (1984-85-89)	3	0	0	0	0	0	25th (1985)
Georgia (1979-80)	2	0	0	0	0	0	42nd (1980)
Georgia St. (1995-96-97-98)	4	0	0	0	0	0	39th (1995)
Georgia Tech (1966-68-72)	3	0	0	0	0	0	34th (1966)
Gettysburg (1965-66-70-71-72)	5	0	0	0	0	0	12th (1966)
Gust. Adolphus (1966)	1	0	0	0	0	0	45th (1966)
Harvard (1930-38-52-53-55-59-65-69-70-71-82-83-85-86-92-93-96-97-98-99-2000-01-02-03-04-05-06-07-08-09-10-11-12-13-14-15-16-17-18)	39	0	0	0	0	0	7th (1938)
Haverford (1932-35-37)	3	0	0	0	0	0	12th (1937)
Hobart (1978)	1	0	0	0	0	0	41st (1978)
Hofstra (1948-55-68-69-72-73-74-75-76-77-78-79-80-81-83-85-88-91-97-98-99-2000-01-02-03-04-05-06-07-08-09-10-11-12-13-14-15-16-18)	39	0	0	0	0	0	11th (1969)
Howard (1997-2002)	2	0	0	0	0	0	51st (1997)
Humboldt St. (1972)	1	0	0	0	0	0	55th (1972)
Idaho St. (1969-70-71-72-73-74-76-77-78-82-85-86)	12	0	0	0	0	0	11th (1972)
Illinois (1929-30-32-34-35-37-38-39-40-41-42-46-47-48-49-50-52-53-54-55-56-57-58-59-61-62-63-64-65-67-70-74-76-78-79-80-81-83-85-86-87-88-89-90-91-92-93-94-95-96-97-98-99-2000-01-02-03-04-05-06-07-08-09-10-11-12-13-14-15-16-17-18-19)	73	0	2	4	1	2	2nd (1930-38)
Illinois St. (1939-67-71-72-73-76-77-81-83-84-85-93-94-95)	14	0	0	0	0	0	12th (1939)

Team (Years In Which Team Scored)	Years	1st	2nd	3rd	4th	5th	Best Finish (Year[s])
Indiana (1930-32-34-35-36-37-38-39-40-46-48-49-52-53-55-56-57-58-59-60-64-65-66-67-68-69-71-72-73-76-77-78-79-80-81-86-87-88-89-90-91-92-93-94-95-96-97-98-99-2000-01-02-03-04-05-06-07-08-09-10-11-12-13-14-15-16-17-18-19)	69	1	2	2	2	0	1st (1932)
Indiana St. (1932-66-67-68-69-70-71-72-73-74-75-76-80-81-82-83-84-85-86)	19	0	0	0	0	0	7th (1982)
Iowa (1929-35-36-41-47-48-49-50-52-54-55-56-57-58-59-60-62-63-64-68-69-70-71-72-73-74-75-76-77-78-79-80-81-82-83-84-85-86-87-88-89-90-91-92-93-94-95-96-97-98-99-2000-01-02-03-04-05-06-07-08-09-10-11-12-13-14-15-16-17-18-19)	71	23	6	7	10	4	1st (1975-76-78-79-80-81-82-83-84-85-86-91-92-93-95-96-97-98-99-2000-08-09-10)
Iowa St. (1928-30-31-32-33-37-38-40-41-46-47-48-49-52-53-56-57-58-59-60-61-62-63-64-65-66-67-68-69-70-71-72-73-74-75-76-77-78-79-80-81-82-83-84-85-86-87-88-89-90-91-92-93-94-95-96-97-98-99-2000-01-02-03-04-05-06-07-08-09-10-11-12-13-14-15-16-17-18-19)	79	8	17	13	7	2	1st (1933-65-69-70-72-73-77-87)
Ithaca (1949-50-53-54-59-60-62-64-69)	9	0	0	0	0	0	7th (1950)
James Madison (1981-82-83-86-87-88-89-94-95-97-99-2000-01-03)	14	0	0	0	0	0	31st (1987)
Kansas (1930-32)	2	0	0	0	0	0	8th (1930)
Kansas St. (1930-37-40-41-42-48-49-52-54-56-57-58-59-60-61-62-63-64-65-66-69-70-71-73-74-75)	26	0	0	0	0	0	6th (1930)
Kent St. (1939-40-41-42-46-54-56-57-58-59-60-61-66-67-68-69-70-71-73-74-75-76-78-79-80-81-82-84-85-86-87-89-90-91-92-93-94-96-98-99-2000-01-02-03-04-05-06-07-08-09-10-11-12-13-14-15-16-17-18-19)	60	0	0	0	0	2	5th (1941-42)
Kentucky (1975-76-77-78-79-80-81-82-83)	9	0	0	0	0	0	10th (1977-81)
Knox (1955-60)	2	0	0	0	0	0	32nd (1955)
Lafayette (1940-41-56-84)	4	0	0	0	0	0	13th (1941)
Lehigh (1934-35-36-38-39-40-48-51-53-54-55-56-57-58-59-60-61-62-63-64-65-66-67-68-69-70-71-72-73-74-75-76-77-78-79-80-81-82-83-84-85-86-87-88-89-90-92-93-94-95-96-97-98-99-2000-01-02-03-04-05-06-07-08-09-10-11-12-13-14-15-16-17-18-19)	74	0	1	3	5	7	2nd (1939)
Lewis & Clark (1957-62)	2	0	0	0	0	0	23rd (1962)
Liberty (1989-91-92-94-2007-08-09-10)	8	0	0	0	0	0	41st (1991)
LIU Post (1964-69)	2	0	0	0	0	0	40th (1964)
Lock Haven (1948-50-53-56-58-59-60-61-62-63-64-65-66-67-68-69-70-71-77-78-80-81-82-83-84-85-86-87-88-89-90-91-92-93-94-95-96-97-98-99-2000-01-02-03-04-05-06-07-08-09-10-11-12-13-14-15-16-17-18-19)	60	0	0	0	0	1	5th (1997)
Long Beach St. (1969-74-75-77-78)	5	0	0	0	0	0	45th (1977)
Loyola Maryland (1955)	1	0	0	0	0	0	32nd (1955)
LSU (1970-71-72-78-79-80-81-82-83-84-85)	11	0	0	0	0	0	8th (1983-84)
Luther (1964-68)	2	0	0	0	0	0	46th (1964)
Lycoming (1962-64-65-66)	4	0	0	0	0	0	23rd (1966)
MacMurray (1968)	1	0	0	0	0	0	67th (1968)
Manhattan (1995)	1	0	0	0	0	0	59th (1995)
Marquette (1966-67-68-79-87-91-92-93-99-2000)	10	0	0	0	0	0	28th (1979)
Maryland (1952-56-57-58-59-60-62-63-64-65-67-68-69-71-72-73-74-75-76-78-79-80-81-84-85-86-87-88-90-91-92-93-94-95-96-97-98-2000-01-02-03-05-06-07-08-09-10-11-12-13-14-15-16-17-18-19)	56	0	0	0	0	0	9th (1964-65)
Massachusetts (1971-72-73-74-80)	5	0	0	0	0	0	35th (1971)
Merchant Marine (1967)	1	0	0	0	0	0	44th (1967)
Miami (OH) (1962-63-65-67-68-70-72-74-75-78-79-80-81-82-84-85-86-90-91-92-93-94-97-98)	24	0	0	0	0	0	20th (1984)
Michigan (1928-29-30-34-36-37-39-40-41-42-46-47-52-53-54-55-56-57-58-60-61-63-64-65-66-67-68-69-70-71-72-73-74-75-76-77-78-79-80-81-82-83-84-85-86-87-88-89-90-91-92-93-94-95-96-97-98-99-2000-01-02-03-04-05-06-07-08-09-10-11-12-13-14-15-16-17-18-19)	78	0	5	3	3	8	2nd (1928-29-67-74-2005)
Michigan St. (1930-32-36-40-41-42-46-47-48-49-50-51-52-53-54-55-56-57-58-59-60-61-62-63-65-66-67-68-69-70-71-72-73-74-75-76-77-78-79-80-81-82-83-84-85-86-87-88-89-90-91-92-93-94-95-96-97-98-99-2000-01-02-03-04-05-06-07-08-09-10-11-12-13-14-15-17-19)	76	1	5	2	6	0	1st (1967)
Middle Tenn. (1979-80)	2	0	0	0	0	0	55th (1979)
Millersville (1981-82-88-89-91-92-93-94-95-96-2001-04-10)	13	0	0	0	0	0	43rd (1991)
Minnesota St. (1951-56-57-58-59-60-61-62-64-65-66-67-68-72)	14	0	0	0	0	0	7th (1959)
MSU Moorhead (1963-64-65-66-67-69)	6	0	0	0	0	0	11th (1963)
Minnesota (1937-38-39-40-41-47-48-49-53-54-56-57-58-59-60-62-63-64-65-67-69-70-71-72-73-74-75-76-77-78-79-80-81-82-83-84-85-86-87-88-89-90-91-92-93-94-95-96-97-98-99-2000-01-02-03-04-05-06-07-08-09-10-11-12-13-14-15-16-17-18-19)	71	3	6	6	2	2	1st (2001-02-07)
Missouri (1930-67-69-70-71-72-73-74-75-76-77-78-79-80-81-82-83-84-85-86-87-88-89-90-91-92-93-94-95-96-97-98-2000-01-02-03-04-05-06-07-08-09-10-11-12-13-14-15-16-17-18-19)	52	0	0	1	1	1	3rd (2007)
Missouri St. (1989-91-93-94)	4	0	0	0	0	0	34th (1993)
MIT (1930-67-68)	3	0	0	0	0	0	6th (1930)

Team (Years In Which Team Scored)	Years	1st	2nd	3rd	4th	5th	Best Finish (Year[s])
Montana (1985-86-87)	3	0	0	0	0	0	38th (1987)
Montana St. (1967-69-70-73-86)	5	0	0	0	0	0	40th (1970)
Moravian (1966)	1	0	0	0	0	0	31st (1966)
Morgan St. (1985-86-87-88-89-90-91-92-93-94)	10	0	0	0	0	0	30th (1990)
Navy (1932-36-39-42-47-48-49-50-54-55-56-57-61-62-63-64-65-66-67-68-69-70-71-72-73-74-75-76-77-78-79-80-81-82-83-84-85-86-87-88-89-90-91-92-93-94-95-97-98-99-2000-01-02-03-04-05-06-07-08-09-10-11-12-13-14-15-16-17-18-19)	70	0	0	0	1	2	4th (1954)
NC State (1966-68-75-76-78-79-80-81-82-83-84-85-86-87-88-89-90-91-92-93-94-95-96-97-98-99-2000-01-02-03-04-06-07-08-09-10-11-12-13-14-15-16-17-18-19)	45	0	0	0	1	0	4th (2018)
Nebraska (1929-38-42-46-48-49-54-55-58-59-60-61-62-63-65-66-68-69-70-71-72-73-75-76-78-80-81-82-83-84-85-86-87-88-89-90-91-92-93-94-95-96-97-98-99-2000-01-02-03-04-05-06-07-08-09-10-11-12-13-14-15-16-17-18-19)	65	0	0	1	3	3	3rd (1993)
New Hampshire (1969-87)	2	0	0	0	0	0	56th (1987)
New Mexico (1963-64-71-72-73-74-75-79-81-82-83-84-86-87-88-89-90)	17	0	0	0	0	0	21st (1971)
North Carolina (1959-77-78-79-80-81-82-83-84-85-86-87-88-89-90-91-92-93-94-95-96-97-98-99-2000-01-02-03-04-06-07-08-09-10-11-12-13-14-15-16-17-18-19)	43	0	0	0	0	1	5th (1982)
North Central (IL) (1968-69)	2	0	0	0	0	0	55th (1969)
North Dakota St. (2007-08-11-12-13-14-15-16-17-18-19)	11	0	0	0	0	0	21st (2014)
Northeastern Okla. (1935)	1	0	0	0	0	0	12th (1935)
Northern Ariz. (1974)	1	0	0	0	0	0	67th (1974)
Northern Colo. (1946-47-51-52-54-57-58-59-60-61-62-63-64-65-66-67-68-69-74-75-76-77-78-2007-08-10-11-12-15-16-17-18-19)	33	0	0	0	0	0	9th (1946)
Northern Ill. (1959-60-68-69-72-73-74-75-76-79-81-83-85-86-89-90-92-93-94-95-97-98-99-2000-01-02-03-04-05-06-07-08-09-11-13-14-16-17-18-19)	40	0	0	0	0	0	10th (1960)
Northwest Mo. St. (1959-68-69)	3	0	0	0	0	0	38th (1968)
Northwestern (1930-32-53-57-59-60-61-62-63-65-66-67-68-69-70-71-72-73-74-75-76-80-81-83-84-85-86-87-88-89-90-91-92-93-94-95-96-97-98-99-2000-02-03-04-05-06-07-08-09-10-11-12-13-14-15-16-17-18-19)	59	0	0	0	3	0	4th (1932-90-2007)
Notre Dame (1964-65-71-72-76-77-78-79-88-89-90-91-92)	13	0	0	0	0	0	17th (1965)
NYU (1970-72)	2	0	0	0	0	0	40th (1970)
Ohio (1932-55-56-57-60-62-63-64-66-67-68-69-70-71-72-73-74-75-76-77-78-80-86-87-88-92-93-94-95-97-98-2000-01-02-03-04-05-08-10-11-12-13-14-15-16-17-19)	47	0	0	0	0	1	5th (1932)
Ohio St. (1929-30-35-40-41-46-51-56-59-60-61-63-64-65-66-67-68-69-70-72-73-75-77-78-79-80-81-82-83-84-85-86-87-88-89-90-91-92-93-94-95-96-97-98-99-2000-01-02-03-04-05-06-07-08-09-10-11-12-13-14-15-16-17-18-19)	65	1	5	1	2	3	1st (2015)
Oklahoma (1929-30-32-34-35-36-37-38-40-47-50-51-52-53-54-55-56-57-58-59-60-61-62-63-64-65-66-67-68-69-70-71-72-73-74-75-76-77-78-79-80-81-82-83-84-85-86-87-88-89-90-91-92-93-94-95-96-97-98-99-2000-01-02-03-04-05-06-07-08-09-10-11-12-13-14-15-16-17-18-19)	80	7	12	12	9	6	1st (1936-51-52-57-60-63-74)
Oklahoma St. (1928-29-30-31-32-33-34-35-36-37-38-39-40-41-42-46-47-48-49-50-51-52-53-54-55-56-57-58-59-60-61-62-63-64-65-66-67-68-69-70-71-72-73-74-75-76-77-78-79-80-81-82-83-84-85-86-87-88-89-90-91-92-94-95-96-97-98-99-2000-01-02-03-04-05-06-07-08-09-10-11-12-13-14-15-16-17-18-19)	88	34	13	14	11	6	1st (1928-29-30-31-33-34-35-37-38-39-40-41-42-46-48-49-54-55-56-58-59-61-62-63-66-68-71-89-90-94-2003-04-05-06)
Old Dominion (1969-80-81-82-83-84-88-89-90-91-92-93-94-95-96-98-99-2000-01-02-04-06-07-08-09-10-11-12-13-14-15-16-17-18-19)	35	0	0	0	0	0	20th (1991-2009)
Oregon (1956-57-58-60-63-65-66-68-69-70-72-73-74-75-76-77-78-79-80-81-82-83-85-88-89-90-91-92-93-94-95-96-97-98-99-2000-01-02-03-04-05-06-08)	43	0	0	0	0	0	11th (1980)
Oregon St. (1952-55-57-58-59-60-61-62-64-65-66-67-68-69-70-71-72-73-74-75-76-77-78-79-80-81-82-83-84-85-86-87-88-91-92-93-94-95-96-97-98-99-2000-01-02-03-04-05-06-07-08-09-10-11-12-13-14-15-16-17-18-19)	62	0	2	2	4	1	2nd (1973-95)
Oswego St. (1969)	1	0	0	0	0	0	55th (1969)
Penn (1941-42-64-68-69-72-73-75-92-93-95-96-97-98-99-2000-01-02-03-04-05-06-07-08-09-10-11-12-13-14-15-16-17-18-19)	35	0	0	0	0	0	8th (1941-42)
Penn St. (1935-39-41-42-46-48-49-50-51-52-53-54-55-56-57-58-59-60-61-62-63-64-65-66-67-68-69-70-71-72-73-74-75-76-77-78-80-81-82-83-84-85-86-87-88-89-90-91-92-93-94-95-96-97-98-99-2000-01-02-03-04-05-06-07-08-09-10-11-12-13-14-15-16-17-18-19)	76	9	2	9	4	7	1st (1953-2011-12-13-14-16-17-18-19)
Pittsburgh (1952-53-54-55-56-57-58-59-60-61-62-63-64-65-66-68-69-70-71-72-73-74-75-76-77-78-79-82-83-84-85-86-87-88-89-90-91-92-93-94-95-96-97-98-99-2000-01-02-03-04-05-06-07-08-09-10-11-12-13-14-15-16-17-18-19)	65	0	2	2	1	2	2nd (1954-57)
Portland St. (1958-59-60-61-66-67-68-69-70-71-72-73-74-75-76-77-79-80-81-99-2000-01-05)	23	0	0	0	0	1	5th (1967)

Team (Years In Which Team Scored)	Years	1st	2nd	3rd	4th	5th	Best Finish (Year[s])
Princeton (1938-42-51-52-67-70-71-72-75-76-77-78-80-81-84-85-86-87-2001-02-03-05-10-12-14-15-16-17-18-19)	30	0	0	0	0	1	5th (1951)
Purdue (1929-40-42-47-48-49-50-52-54-55-56-59-60-61-62-63-64-70-71-72-75-80-83-84-85-86-87-88-89-90-91-92-93-94-95-96-97-98-99-2000-01-02-03-04-05-06-07-08-09-10-11-12-13-14-15-16-17-18-19)	59	0	1	0	1	1	2nd (1950)
Rhode Island (1973-74-75-76-77-78-79-80-81)	9	0	0	0	0	0	23rd (1980)
Rider (1973-77-78-80-81-82-83-84-85-86-87-88-89-90-91-92-93-94-95-96-97-98-99-2000-01-02-03-04-05-06-07-08-09-10-11-12-13-14-15-16-17-18-19)	43	0	0	0	0	0	18th (1980)
RIT (1930-59-60-61)	4	0	0	0	0	0	14th (1930)
Rutgers (1941-48-52-55-57-60-62-63-64-66-74-77-78-80-81-83-84-86-87-92-93-94-96-97-98-2001-02-03-04-05-09-10-11-12-13-14-15-16-17-18-19)	41	0	0	0	0	0	9th (2019)
Sacred Heart (2002-03-04-05-06-07)	6	0	0	0	0	0	40th (2007)
San Diego St. (1956-69-92)	3	0	0	0	0	0	17th (1969)
San Fran. St. (1965-69)	2	0	0	0	0	0	20th (1969)
San Francisco (1951)	1	0	0	0	0	0	17th (1951)
San Jose St. (1955-58-61-65-66-70-72-73-74-79-80-81-82-83-84)	15	0	0	0	0	0	9th (1982)
Seton Hall (1967-85-91-93-94-95-96-97-2001)	9	0	0	0	0	0	18th (1995)
Shippensburg (1976-77-78-84-85-86-88)	7	0	0	0	0	0	22nd (1978)
SIUE (2015-16-17-19)	4	0	0	0	0	0	29th (2017)
Slippery Rock (1972-74-75-76-77-79-80-81-82-83-87-88-89-90-91-94-97-98-99-2001-04-06)	22	0	0	0	0	0	10th (1974)
South Carolina St. (1986)	1	0	0	0	0	0	49th (1986)
South Dakota St. (1960-61-62-63-65-68-69-2010-15-16-17-18)	12	0	0	0	0	0	12th (2018)
Southern Ill. (1957-58-59-60-61-62-63-64-65-66-67-68-69-70-71-72-73-74-76-77-81)	21	0	0	0	1	0	4th (1964)
Southern Ore. (1981-84)	2	0	0	0	0	0	47th (1984)
Southwestern Okla. (1932-34-35-36-37-38-40)	7	0	0	0	2	0	4th (1934-38)
Springfield (1934-41-54-55-56-58-60-61-62-63)	10	0	0	0	0	0	6th (1934)
St. Lawrence (1935-37-77)	3	0	0	0	0	0	12th (1937)
Stanford (1967-68-69-71-73-75-82-83-84-85-86-89-90-91-92-93-94-95-96-97-98-99-2000-02-03-04-05-06-07-08-09-10-11-12-13-14-15-16-17-18-19)	41	0	0	0	0	0	11th (2011)
SUNY Cortland (1955-57-67-68-78)	5	0	0	0	0	0	22nd (1955)
SUNY Maritime (1969)	1	0	0	0	0	0	47th (1969)
Syracuse (1938-40-48-49-50-53-54-55-59-60-63-64-65-67-68-70-71-74-75-76-77-78-79-80-81-82-83-84-85-86-87-89-90-91-92-94-95-97-98)	39	0	0	0	2	0	4th (1950-63)
Tampa (1972-75)	2	0	0	0	0	0	33rd (1972)
Temple (1940-41-55-64-65-66-68-69-70-79-80-81-84-85-86)	15	0	0	0	0	0	10th (1969)
Tennessee (1970-74-75-76-77-80-82-83-84-85-86)	11	0	0	0	0	0	8th (1985)
Texas A&M (1954)	1	0	0	0	0	0	22nd (1954)
Toledo (1951-52-53-54-55-56-59-60-61-62-63-64-67-68-70-71-72-74-75-76-77-79-82-86-89-90-91)	27	0	0	0	1	0	4th (1952)
UC Davis (1994-97-98-99-2001-02-03-04-05-06-07-08-09)	13	0	0	0	0	0	40th (2006)
UC Santa Barbara (1974-76)	2	0	0	0	0	0	19th (1976)
UCF (1986)	1	0	0	0	0	0	71st (1986)
UCLA (1953-63-64-66-67-68-69-70-71-72-73-74-75-76-77-78-79-80)	18	0	0	0	0	0	8th (1969)
UConn (1975-78)	2	0	0	0	0	0	47th (1978)
UNCG (1996-97-99-2000-01-04-05-06-07-08-09-10-11)	13	0	0	0	0	0	31st (2006)
UNI (1932-34-37-38-40-41-42-46-47-48-49-50-51-52-53-55-56-57-58-60-61-62-63-64-66-67-68-69-72-81-82-83-84-85-86-87-88-89-90-91-92-93-94-95-96-97-98-99-2000-01-02-03-04-05-06-07-08-09-10-11-12-13-14-15-16-17-18-19)	68	1	4	1	2	2	1st (1950)
UNLV (1978-79-80-82-83-84)	6	0	0	0	0	0	24th (1984)
Ursinus (1951)	1	0	0	0	0	0	17th (1951)
Utah (1959-60-61-65-67-68-69-70-71-72-73-74-76)	13	0	0	0	0	0	18th (1961)
Utah St. (1949-58-65-66-68-71-73-74-75-76-77-79-82-83-84-85-86-87-88-89)	20	0	0	0	0	0	14th (1949)
Utah Valley (2010-11-12-13-14-15-16-17-18-19)	10	0	0	0	0	0	29th (2019)
UTEP (1970)	1	0	0	0	0	0	25th (1970)
Virginia (1957-73-74-75-76-78-80-83-84-85-87-88-89-90-92-93-94-95-96-97-98-99-2000-01-02-03-04-07-08-09-10-11-12-13-14-15-16-17-18-19)	40	0	0	0	0	0	10th (1957)
Virginia Tech (1956-59-62-67-68-70-77-84-86-92-93-94-97-98-2000-01-02-03-04-05-06-07-09-10-11-12-13-14-15-16-17-18-19)	33	0	0	0	1	0	4th (2016)
VMI (1935-41-56-76-77-90-93-94-95-96-97-98-99-2000-02-03-07-08)	18	0	0	0	0	0	13th (1935)
Wagner (1991)	1	0	0	0	0	0	63rd (1991)
Wash. & Lee (1934-35)	2	0	0	0	0	0	10th (1934-35)
Washington (1961-62-63-68-69-70-71-72-73-74-75-76-77-78-80)	15	0	0	0	1	0	4th (1972)
Washington St. (1951-53-55-59-60-65-66-67-68-69-70-72-73-74-78-81-82-84-86)	19	0	0	0	0	0	17th (1951)
Washington-St. Louis (1967)	1	0	0	0	0	0	44th (1967)
Waynesburg (1948-50-51-52-55-57-60-65)	8	0	0	0	0	0	6th (1952)
Weber St. (1971-75-76-79-83-84-85-88)	8	0	0	0	0	0	35th (1971)

Team (Years In Which Team Scored)	Years	1st	2nd	3rd	4th	5th	Best Finish (Year[s])
Wesleyan (CT) (1967)	1	0	0	0	0	0	55th (1967)
West Chester (1953-60-68-69-70-71-72-74-76-77-78-79-81-82)	14	0	0	0	0	0	14th (1953)
West Liberty (1963)	1	0	0	0	0	0	21st (1963)
West Virginia (1929-37-55-64-79-80-85-86-87-88-89-90-91-92-93-94-95-96-97-98-99-2000-01-02-03-04-05-06-07-08-09-10-11-12-13-14-15-16-17-18-19)	41	0	0	0	0	0	6th (1991)
Western Mich. (1970-71-72-73-74-75-78-79-80)	9	0	0	0	0	0	15th (1973-74)
Western St. (1958-59-61-62-65-66-67-68)	8	0	0	0	0	0	17th (1958)
Wheaton (IL) (1949-50-55-62)	4	0	0	0	0	0	14th (1949)
Wilkes (1965-66-67-68-69-76-77-78-79-80-82-83-86-87-88-89)	16	0	0	0	0	0	15th (1966)
William & Mary (1972-73-74-75-76-77-78-79-82-83-86-87-88-89-90-91)	16	0	0	0	0	0	17th (1975)
Williams (1948-57)	2	0	0	0	0	0	19th (1957)
Winona St. (1967-68-69)	3	0	0	0	0	0	24th (1967-69)
Wisconsin (1929-41-51-54-55-56-62-63-64-65-66-67-68-69-70-71-72-73-74-75-76-77-78-79-80-81-82-83-84-85-86-87-88-89-90-91-92-93-95-96-97-98-99-2000-01-02-03-04-05-06-07-08-09-10-11-12-13-14-15-16-17-18-19)	63	0	0	0	3	3	4th (1976-78-2010)
Wyoming (1941-50-51-52-55-56-57-58-59-60-61-62-63-64-65-66-67-70-71-74-75-76-77-78-79-80-81-82-83-84-85-86-87-88-89-90-91-92-93-94-95-96-97-98-99-2001-03-04-05-06-08-09-10-11-12-13-14-15-16-17-18-19)	62	0	0	1	0	0	3rd (1960)
Yale (1941-51-52-59-60-64-65-67-68-72-73-75-76-79-82-84)	16	0	0	0	1	0	4th (1941)
Youngstown St. (1982-84-85)	3	0	0	0	0	0	22nd (1985)

+ 1931-32-33 results unofficial. For 1931, only first two places represented. For 1932, all 15 places represented. For 1933, only two teams that tied for first are represented.

++ In 1973, only Division I teams were legislatively allowed to score points toward the team title. College division teams were allowed to participate but not score points. Clarion would have accumulated 54½ points and finished fourth had the points for its wrestlers counted.

+++ Campbell's participation in the 2012 championship was later vacated by the Committee on Infractions.

ALL-TIME TEAM RESULTS

1928

No points awarded.

1929

1. Oklahoma St., 26
2. Michigan, 18
3. Oklahoma, 13
4. Illinois, 11
5. Wisconsin, 9
6. Cornell, 7
7. Purdue, 4
8. Ohio St., 3
9. (tie) Iowa and West Virginia, 2
11. Nebraska, 1

1930

1. Oklahoma St., 27
2. Illinois, 14
3. Oklahoma, 12
4. Iowa St., 7
5. Michigan, 6
6. (tie) Kansas St. and MIT, 5
8. (tie) Central Okla., Cornell College, Kansas and Ohio St., 4
12. (tie) Chicago and Harvard, 2
14. (tie) Indiana, Michigan St., Missouri, Northwestern and RIT, 1

1931

No points awarded.

1932

1. Indiana, 14
2. Oklahoma St., 11
3. Iowa St., 10
4. Northwestern, 9
5. (tie) Ohio and Oklahoma, 8;
7. Michigan, 7
8. (tie) Illinois, Navy and Southwestern Okla., 6
11. Cornell College, 4
12. Kansas, 3; 13. (tie) Michigan St. and UNI, 2
15. (tie) Denver, Haverford and Indiana St., 1

1933

No points awarded.

1934

1. Oklahoma St., 29
2. Indiana, 19
3. Oklahoma, 14
4. Southwestern Okla., 12
5. Lehigh, 7
6. Springfield, 4
7. (tie) Central Okla., Michigan and UNI, 3
10. (tie) Cornell College, Illinois and Wash. & Lee, 2

1935

1. Oklahoma St., 36
2. Oklahoma, 18
3. (tie) Illinois and Indiana, 15
5. (tie) Lehigh and Penn St., 8
7. (tie) Cornell College, Iowa and Southwestern Okla., 6
10. Wash. & Lee, 5
11. Central Okla., 4
12. Northeastern Okla., 3
13. VMI, 2
14. (tie) Columbia, Haverford, Ohio St. and St. Lawrence, 1

1936

1. Oklahoma, 16
2. (tie) Central Okla. and Oklahoma St., 10
4. (tie) Lehigh and Michigan St., 5
6. Southwestern Okla., 4
7. (tie) Cornell College and Indiana, 3
9. Iowa, 2
10. (tie) Michigan and Navy, 1

1937

1. Oklahoma St., 31
2. Oklahoma, 13
3. (tie) Minnesota and UNI, 9
5. Illinois, 8
6. Cornell College, 7
7. Kansas St., 5
8. (tie) Central Okla. and Indiana, 4
10. Iowa St., 3
11. Michigan, 2
12. (tie) Chicago, Haverford, St. Lawrence, Southwestern Okla. and West Virginia, 1

1938

1. Oklahoma St., 19
2. Illinois, 15
3. Indiana, 12
4. (tie) Oklahoma and Southwestern Okla., 8
6. Minnesota, 6
7. (tie) Cornell College, Harvard and Lehigh, 5
10. Chicago, 4
11. (tie) Frank. & Marsh., Iowa St., UNI and Princeton, 3
15. CCNY, 2
16. (tie) Nebraska and Syracuse, 1

1939

1. Oklahoma St., 33
2. Lehigh, 12
3. Illinois, 11
4. (tie) Frank. & Marsh., Indiana, Michigan and Minnesota, 9
8. Penn St., 5
9. CCNY, 4
10. Appalachian St., 3
11. Cornell College, 2
12. (tie) Illinois St., Kent St. and Navy, 1

1940

1. Oklahoma St., 24

2. Indiana, 14
3. Michigan, 10
4. (tie) Colorado St., Lehigh and Ohio St., 7
7. (tie) Minnesota and UNI, 6
9. (tie) Iowa St. and Oklahoma, 5
11. (tie) Frank. & Marsh. and Illinois, 4
13. (tie) Kansas St. and Kent St., 2
15. (tie) Dubuque, Lafayette, Michigan St., Purdue, Southwestern Okla., Syracuse and Temple, 1

1941

1. Oklahoma St., 37
2. Michigan St., 26
3. Minnesota, 12
4. Yale, 8
5. (tie) Appalachian St., Kent St. and Wisconsin, 7
8. (tie) Kansas St. and Penn, 6
10. (tie) Frank. & Marsh., Iowa and UNI, 5
13. (tie) Illinois, Iowa St., Lafayette and Penn St., 3
17. (tie) Dubuque, Michigan, Ohio St. and Temple, 2
21. (tie) Rutgers, Springfield, VMI and Wyoming, 1

1942

1. Oklahoma St., 31
2. Michigan St., 26
3. Penn St., 10
4. Michigan, 8
5. (tie) Kent St., Navy and Purdue, 7
8. (tie) Illinois and Penn, 6
10. UNI, 5
11. Cornell College, 4
12. (tie) Kansas St. and Nebraska, 2
14. Princeton, 1

1943-1945

No tournaments held.

1946

1. Oklahoma St., 25
2. UNI, 24
3. Illinois, 17
4. Indiana, 13
5. Michigan, 8
6. (tie) Iowa St. and Ohio St., 6
8. Michigan St., 5
9. (tie) Nebraska, Northern Colo. and Penn St., 2
12. Kent St., 1

1947

1. Cornell College, 32
2. UNI, 19
3. Oklahoma St., 15
4. Michigan St., 11
5. Oklahoma, 10
6. Illinois, 9
7. Iowa, 6
8. (tie) Iowa St. and Purdue, 5
10. (tie) Michigan and Minnesota, 4
12. Navy, 3

- (tie) Colorado St. and Northern Colo., 1

1948

- Oklahoma St., 33
- Michigan St., 28
- Illinois, 23
- (tie) Iowa, UNI and Purdue, 15
- Minnesota, 12
- Waynesburg, 11
- (tie) Colorado St., Iowa St. and Navy, 9
- Lock Haven, 7
- Nebraska, 5
- (tie) Frank. & Marsh. and Lehigh, 3
- (tie) Hofstra, Indiana, Penn St., Rutgers and Syracuse, 2
- (tie) Colorado Col., Kansas St. and Williams, 1

1949

- Oklahoma St., 32
- UNI, 27
- Cornell College, 22
- Michigan St., 13
- Minnesota, 11
- Purdue, 9
- (tie) Iowa and Nebraska, 5
- Syracuse, 4
- (tie) Colorado St. and Illinois, 3
- (tie) Navy and Penn St., 2
- (tie) Indiana, Iowa St., Ithaca, Kansas St., Utah St. and Wheaton (IL), 1

1950

- UNI, 30
- Purdue, 16
- Cornell College, 14
- (tie) Oklahoma St. and Syracuse, 10;
- Iowa, 7
- (tie) Ithaca and Waynesburg, 6
- Penn St., 5
- (tie) Illinois and Navy, 3
- (tie) Michigan St., Oklahoma, Wheaton (IL) and Wyoming, 2
- (tie) Auburn and Lock Haven, 1

1951

- Oklahoma, 24
- Oklahoma St., 23
- Penn St., 15
- UNI, 10
- Princeton, 8
- (tie) Michigan St., Ohio St. and Toledo, 7
- (tie) Cornell College and Waynesburg, 6
- Yale, 4
- (tie) Lehigh, Navy, Northern Colo. and Wyoming, 3
- Auburn, 2
- (tie) Army West Point, California, Columbia, Minnesota St., San Francisco, Ursinus, Washington St. and Wisconsin, 1

1952

- Oklahoma, 22
- UNI, 21
- Oklahoma St., 20

- Toledo, 10
- Penn St., 8
- (tie) Colorado, Illinois and Waynesburg, 7
- (tie) California, Indiana and Pittsburgh, 6
- (tie) Michigan St. and Oregon St., 5;
- (tie) Denver and Iowa, 4
- (tie) Kansas St., Michigan, Princeton and Rutgers, 3
- (tie) Cornell College, Maryland, Northern Colo. and Wyoming, 2
- (tie) Harvard, Iowa St. and Yale, 1

1953

- Penn St., 21
- Oklahoma, 15
- Cornell, 13
- Oklahoma St., 11
- UNI, 10
- Pittsburgh, 9
- Michigan, 8
- (tie) Michigan St. and Minnesota, 7
- (tie) Auburn, Colorado St., Illinois and Lock Haven, 6
- (tie) Army West Point, Northwestern and West Chester, 5
- Toledo, 4
- (tie) Brown and UCLA, 3
- (tie) Iowa St., Ithaca and Washington St., 2
- (tie) Colorado, Columbia, Frank. & Marsh., Harvard, Indiana, Lehigh and Syracuse, 1

1954

- Oklahoma St., 32
- Pittsburgh, 17
- Penn St., 13
- (tie) Iowa and Navy, 12;
- Michigan St., 11
- (tie) Michigan and Oklahoma, 10
- Lehigh, 9
- Syracuse, 6
- (tie) Illinois, Minnesota and Purdue, 5
- (tie) Colorado, Ithaca, Maryland, Nebraska and Wisconsin, 4
- Kansas St., 3
- (tie) Cornell College and Kent St., 2
- (tie) BYU, Northern Colo., Springfield, Texas A&M and Toledo, 1

1955

- Oklahoma St., 40;
- Penn St., 31
- Pittsburgh, 28
- Oklahoma, 25
- Lehigh, 24
- Iowa, 24
- Michigan, 23
- Navy, 21
- Illinois, 19
- Colorado, 15
- UNI, 14
- West Virginia, 13
- Cornell College, 11
- Colorado St., 10
- Michigan St., 9

- Rutgers, 8
- Wisconsin, 7
- (tie) Indiana and Syracuse, 6
- (tie) Springfield and Temple, 5
- (tie) Army West Point, Cornell, SUNY Cortland and Toledo, 3
- (tie) Hofstra, Nebraska, Oregon St., Purdue, Washington St. and Wheaton (IL), 2
- (tie) Harvard, Knox, Loyola Maryland, Ohio, San Jose St., Waynesburg and Wyoming, 1

1956

- Oklahoma St., 65
- Oklahoma, 62
- Pittsburgh, 51
- Iowa, 43
- Penn St., 27
- Lehigh, 25
- Colorado St., 24
- (tie) Illinois and Michigan St., 20
- Purdue, 13
- Wisconsin, 12
- Michigan, 11
- (tie) Minnesota St. and UNI, 10
- Indiana, 8
- Wyoming, 7
- (tie) Lafayette and Maryland, 6
- (tie) Kansas St. and Virginia Tech, 5
- (tie) Frank. & Marsh., Iowa St., Minnesota and Navy, 4
- (tie) Colorado, Lock Haven, Ohio and Springfield, 3
- (tie) Coast Guard, Cornell College, Kent St. and Oregon, 2
- (tie) Ohio St., San Diego St., Toledo and VMI, 1

1957

- Oklahoma, 73
- Pittsburgh, 66
- Iowa St., 38
- Oklahoma St., 37
- Penn St., 33
- (tie) Illinois and Michigan, 30
- Iowa, 27
- Lehigh, 19
- (tie) Minnesota and Virginia, 13
- Minnesota St., 12
- (tie) Frank. & Marsh., Maryland, Navy and Waynesburg, 11
- Oregon St., 8
- Colorado, 7
- (tie) Williams and Wyoming, 6
- (tie) Michigan St., UNI and Oregon, 5
- (tie) Colorado St., SUNY Cortland, Indiana, Kansas St. and Northwestern, 4
- (tie) Carleton, Drexel, Kent St., Northern Colo., Ohio and Rutgers, 2
- (tie) Brown, Columbia, Lewis & Clark and Southern Ill., 1

1958

- Oklahoma St., 77
- Iowa St., 62

3. Oklahoma, 50
4. Michigan St., 15
5. Iowa, 26
6. Illinois, 22
7. (tie) Cornell and Wyoming, 16
9. Pittsburgh, 15
10. (tie) Lehigh and Minnesota St., 13
12. Colgate, 11
13. Michigan, 10
14. (tie) UNI, Oregon and Penn St., 8
17. (tie) Lock Haven, Nebraska, Oregon St. and Western St., 7
21. (tie) Maryland and Northern Colo., 6
23. (tie) Cal Poly, Colorado and Indiana, 5
26. Minnesota, 4
27. (tie) Kansas St., San Jose St. and Utah St., 3
30. (tie) Colorado Mines, Colorado St., Southern Ill. and Springfield, 2
34. (tie) BYU, Cornell College, Dartmouth, Kent St. and Portland St., 1

1959

1. Oklahoma St., 73
2. Iowa St., 51
3. Oklahoma, 41
4. Iowa, 33
5. Pittsburgh, 30
6. Wyoming, 25
7. Minnesota St., 21
8. Lehigh, 20
9. (tie) Michigan St. and Minnesota, 17
11. Yale, 16
12. Cornell, 14
13. Syracuse, 13
14. Toledo, 12
15. Northern Colo., 11
16. Ithaca, 10
17. Colorado St., 9
18. Northwestern, 8
19. (tie) Kansas St., Kent St. and Virginia Tech, 7
22. (tie) Cornell College, Maryland and Oregon St., 5
25. (tie) Illinois, Indiana, Penn St. and Western St., 4
29. (tie) Colorado Mines, Portland St., Utah and Washington St., 3
33. (tie) Bloomsburg, Harvard, Lock Haven, Northern Ill., Ohio St. and Southern Ill., 2
39. (tie) Bowling Green, Bradley, Carleton, Colorado, Nebraska, North Carolina, Northwest Mo. St., Purdue and RIT, 1

1960

1. Oklahoma, 59
2. Iowa St., 40
3. Wyoming, 36
4. Iowa, 32
5. Oklahoma St., 29
6. Lock Haven, 25
7. Penn St., 23
8. Pittsburgh, 21
9. Northwestern, 20
10. (tie) Cornell and Northern Ill., 17

12. Lehigh, 16
13. Purdue, 14
14. (tie) Ithaca and Syracuse, 11
16. (tie) Rutgers and Toledo, 10
18. (tie) Indiana, Michigan and Michigan St., 9
21. (tie) Oregon St. and Waynesburg, 8
23. Army West Point, 7
24. (tie) Kent St., Minnesota and Portland St., 6
27. (tie) Cornell College, Oregon, West Chester and Yale, 5
31. (tie) Minnesota St., Northern Colo. and Utah, 4
34. (tie) RIT, Southern Ill. and Springfield, 3
37. (tie) Brown, Kansas St., Maryland, UNI, Ohio, Ohio St., South Dakota St. and Washington St., 2
45. (tie) Bowling Green, Coast Guard, Colorado Mines, Knox and Nebraska, 1

1961

1. Oklahoma St., 82
2. Oklahoma, 63
3. Iowa St., 29
4. Oregon St., 28
5. Pittsburgh, 26
6. Lehigh, 24
7. Penn St., 20
8. (tie) Michigan St. and UNI, 19
10. Michigan, 18
11. Colorado St., 17
12. (tie) Lock Haven and Northern Colo., 13
14. (tie) Purdue and Toledo, 10
16. (tie) Northwestern and Southern Ill., 9
18. Utah, 7
19. Minnesota St., 6
20. Portland St., 4
21. (tie) Illinois, Nebraska and Western St., 3
24. (tie) Army West Point, Citadel, Kansas St. and Wyoming, 2
28. (tie) Bowling Green, Coast Guard, Colorado, Cornell College, Kent St., Navy, Ohio St., RIT, San Jose St., South Dakota St., Springfield and Washington, 1

1962

1. Oklahoma St., 82
2. Oklahoma, 45
3. Iowa, 34
4. Lehigh, 27
5. UNI, 23
6. (tie) Pittsburgh, Southern Ill. and Wisconsin, 19
9. (tie) Michigan St. and Nebraska, 18
11. Lock Haven, 16
12. (tie) Minnesota and Wyoming, 15
14. (tie) Army West Point and Northern Colo., 14
16. (tie) Air Force, Colorado and Penn St., 11
19. Minnesota St., 10
20. (tie) Colorado Mines and Colorado St., 7
22. Northwestern, 6
23. (tie) Lewis & Clark and Purdue, 5
25. (tie) Ithaca, Lycoming, Maryland, Oregon St. and Wheaton (IL), 3

30. (tie) Illinois, Iowa St., Kansas St., Navy, Rutgers, South Dakota St., Springfield, Toledo, Virginia Tech and Western St., 2
40. (tie) Coast Guard, Coe, Fresno St., Miami (OH), Ohio and Washington, 1

1963

1. Oklahoma, 48
2. Iowa St., 45
3. Michigan, 36
4. (tie) Oklahoma St., Pittsburgh and Syracuse, 32
7. Iowa, 25
8. Lehigh, 24
9. Colorado St., 23
10. Minnesota, 18
11. (tie) MSU Moorhead and Navy, 17
13. (tie) Nebraska and UNI, 16
15. Army West Point, 14
16. (tie) Colorado and Ohio, 13
18. (tie) Penn St. and UCLA, 12
20. Southern Ill., 11
21. (tie) Michigan St., Northern Colo. and West Liberty, 10
24. (tie) Northwestern, Toledo and Wisconsin, 9
27. (tie) Air Force, Bloomsburg, Lock Haven, Ohio St. and Washington, 8
32. (tie) Kansas St. and Purdue, 5
34. (tie) Adams St. and Cornell College, 4
36. (tie) Oregon, Rutgers, Springfield and Wyoming, 3
40. (tie) Illinois and Maryland, 2
42. (tie) Bowling Green, Cincinnati, Miami (OH), New Mexico and South Dakota St., 1

1964

1. Oklahoma St., 87
2. Oklahoma, 58
3. Iowa St., 46
4. (tie) Colorado and Southern Ill., 31
6. Michigan, 29
7. Lock Haven, 23
8. Penn St., 19
9. (tie) Maryland and Ohio, 18
11. Lehigh, 17
12. (tie) Iowa and Oregon St., 15
14. (tie) Bloomsburg, Cornell and Syracuse, 14
17. Minnesota St., 12
18. (tie) Indiana, MSU Moorhead and UCLA, 11
21. Purdue, 9
22. (tie) Colorado Mines, Minnesota, Northern Colo., Toledo and Wisconsin, 8
27. (tie) Army West Point and Pittsburgh, 7
29. (tie) Navy, Rutgers and Temple, 6
32. (tie) Penn and Yale, 5
34. (tie) Air Force, Arizona St. and Duke, 4
37. (tie) Cornell College, East Stroudsburg and West Virginia, 3
40. (tie) Ithaca, Kansas St., LIU Post, New Mexico, UNI and Ohio St., 2
46. (tie) Adams St., Colorado St., Illinois, Luther, Lycoming, Notre Dame and Wyoming, 1

1965

1. Iowa St., 87
2. Oklahoma St., 86
3. Lehigh, 45
4. Oklahoma, 44
5. Michigan, 39
6. Arizona St., 30
7. (tie) Oregon St. and Syracuse, 17
9. Maryland, 16
10. (tie) Army West Point, Navy and Wisconsin, 15
13. (tie) Gettysburg and Penn St., 12
15. (tie) Michigan St. and Utah St., 11
17. (tie) Lock Haven and Notre Dame, 10
19. (tie) California, Colorado St. and Yale, 7
22. (tie) BYU, Illinois, Minnesota, MSU Moorhead and Western St., 6
27. Colorado, 5
28. (tie) Adams St. and Cornell, 4
30. (tie) Bloomsburg, Minnesota St., Northern Colo., San Jose St. and Washington St., 3
35. (tie) Kansas St., Lycoming, Miami (OH), Nebraska, Ohio St., Oregon, San Fran. St., Temple, Utah and Wilkes, 2
45. (tie) Harvard, Indiana, Northwestern, Pittsburgh, South Dakota St., Southern Ill., Waynesburg and Wyoming, 1

1966

1. Oklahoma St., 79
2. Iowa St., 70
3. Oklahoma, 69
4. Lehigh, 48
5. Michigan, 47
6. Michigan St., 32
7. Lock Haven, 22
8. (tie) East Stroudsburg and Portland St., 21
10. Army West Point, 17
11. Ohio St., 16
12. (tie) Gettysburg and MSU Moorhead, 13
14. Northern Colo., 11
15. (tie) Indiana, Oregon, Utah St. and Wilkes, 9
19. Navy, 8
20. (tie) Kansas St., Temple and Wisconsin, 7
23. (tie) Albany (NY), Cal Poly Pomona, Indiana St., Lycoming, Oregon St. and Penn St., 6
29. (tie) UCLA and Washington St., 5
31. (tie) Moravian, Western St. and Wyoming, 4
34. (tie) Bloomsburg, Georgia Tech, Minnesota St., Nebraska and NC State, 3
39. (tie) Arizona St., Coast Guard, Colorado, Ohio, San Jose St. and Southern Ill., 2
45. (tie) Adams St., Arizona, California, Gust. Adolphus, Kent St., Marquette, UNI, Northwestern, Pittsburgh and Rutgers, 1

1967

1. Michigan St., 74
2. Michigan, 63
3. Iowa St., 51
4. Oklahoma, 48
5. Portland St., 41

6. Oklahoma St., 40
7. Lehigh, 36
8. Arizona St., 27
9. Navy, 20
10. Air Force, 18
11. (tie) Syracuse and Wyoming, 17
13. (tie) East Stroudsburg and Stanford, 16
15. (tie) Adams St. and Colorado, 15
17. (tie) Minnesota, Oregon St. and UCLA, 14
20. (tie) Fresno St. and Wisconsin, 13
22. Penn St., 12
23. BYU, 11
24. (tie) Army West Point, Cornell, Toledo and Winona St., 8
28. (tie) Minnesota St., Northwestern, Ohio St., Southern Ill. and Washington St., 7
33. (tie) Illinois St., Indiana, MSU Moorhead and Northern Colo., 6
37. (tie) SUNY Cortland, Indiana St., Lock Haven, UNI, Ohio, Western St. and Wilkes, 4
44. (tie) Albany (NY), Bloomsburg, Coast Guard, Kent St., Marquette, Maryland, Merchant Marine, Miami (OH), Princeton, Virginia Tech and Washington-St. Louis, 2
55. (tie) Arizona, Colorado Mines, Colorado St., Fairleigh Dickinson, Frank. & Marsh., Illinois, MIT, Missouri, Montana St., Seton Hall, Utah, Wesleyan (CT) and Yale, 1

1968

1. Oklahoma St., 81
2. Iowa St., 78
3. Oklahoma, 74
4. Michigan St., 55
5. Navy, 35
6. (tie) Cal Poly, Lock Haven and Portland St., 28
9. Michigan, 27
10. Northwestern, 25
11. Oregon St., 24
12. Penn St., 23
13. (tie) Colorado, East Stroudsburg and UCLA, 22
16. BYU, 21
17. (tie) Adams St. and Indiana, 19
19. Fresno St., 18
20. Maryland, 16
21. (tie) Central Wash., Minnesota St. and Northern Colo., 14
24. (tie) Hofstra and Toledo, 12
26. Oregon, 11
27. SUNY Cortland, 10
28. (tie) Arizona St., MIT and Utah, 9
31. Iowa, 8
32. (tie) Army West Point, Cornell, Indiana St. and Stanford, 7
36. (tie) Bloomsburg and Temple, 6
38. (tie) Northwest Mo. St. and Washington, 5
40. (tie) Nebraska, Ohio, Southern Ill. and Utah St., 4
44. (tie) Arizona, Clarion, Georgia Tech, Lehigh, Miami (OH), West Chester, Western St. and Wisconsin, 3
52. (tie) Ashland, Colgate, Colorado St., Davidson, Delaware, Kent St., Marquette, UNI, Ohio St., Pittsburgh, South Dakota

St., Washington St., Wilkes, Winona St. and Yale, 2

67. (tie) Air Force, Bowling Green, California, Citadel, Frank. & Marsh., Luther, MacMurray, NC State, North Central (IL), Northern Ill., Penn, Syracuse and Virginia Tech, 1

1969

1. Iowa St., 104
2. Oklahoma, 69
3. Oregon St., 58
4. Michigan St., 57
5. Cal Poly, 52
6. Oklahoma St., 51
7. Iowa, 38
8. UCLA, 28
9. Michigan, 27
10. Temple, 22
11. Hofstra, 21
12. Maryland, 20
13. (tie) Northern Colo. and Washington, 18
15. Indiana St., 17
16. Oregon, 16
17. (tie) Arizona and San Diego St., 15
19. Navy, 14
20. (tie) Lehigh, UNI, Penn St. and San Fran. St., 13
24. (tie) Bloomsburg, Minnesota and Winona St., 11
27. BYU, 10
28. Pittsburgh, 9
29. (tie) Lock Haven, MSU Moorhead and Northwestern, 8
32. (tie) Colorado, Southern Ill., Utah and Wilkes, 7
36. (tie) California, Clarion, Colorado St., Drake, Indiana and Missouri, 5
42. (tie) Buffalo, Harvard, Northern Ill., Ohio St. and Portland St., 4
47. (tie) Adams St., Army West Point, Kent St., Long Beach St., SUNY Maritime, Northwest Mo. St., Ohio and Wisconsin, 3
55. (tie) Air Force, Arizona St., East Stroudsburg, Idaho St., Ithaca, Kansas St., North Central (IL), Old Dominion, Oswego St. and South Dakota St., 2
65. (tie) LIU Post, Montana St., Nebraska, New Hampshire, Penn, Stanford, Washington St. and West Chester, 1

1970

1. Iowa St., 99
2. Michigan St., 84
3. Oregon St., 80
4. Oklahoma St., 79
5. Iowa, 45
6. Oklahoma, 44
7. Washington, 27
8. Pittsburgh, 22
9. Ohio, 21
10. Michigan, 19
11. (tie) Lehigh and Toledo, 18
13. (tie) Indiana St. and Portland St., 17
15. Northwestern, 16
16. (tie) Oregon, Southern Ill. and Syracuse, 13

19. (tie) Kent St., Minnesota, Penn St. and Utah, 12
23. Navy, 11
24. Idaho St., 10
25. UTEP, 9
26. Central Mich., 8
27. Air Force, 7
28. Wyoming, 6
29. (tie) Bloomsburg, Princeton and Wisconsin, 5
32. (tie) Colorado St., Gettysburg, Missouri and Nebraska, 4
36. (tie) Ball St., Harvard, Purdue and West Chester, 3
40. (tie) Arizona, Army West Point, Brown, Buffalo, Clarion, Cornell, Illinois, Kansas St., Lock Haven, Montana St., NYU, Ohio St., Temple, Virginia Tech and Washington St., 2
55. (tie) Alabama, Auburn, Colorado, Drake, Fresno St., LSU, Miami (OH), San Jose St., Tennessee, UCLA and Western Mich., 1

1971

1. Oklahoma St., 94
2. Iowa St., 66
3. Michigan St., 44
4. (tie) Oregon St. and Penn St., 43
6. Oklahoma, 39;
7. Lehigh, 32;
8. Washington, 30
9. (tie) Navy and Portland St., 26
11. Ohio, 24
12. Air Force, 21
13. Toledo, 17
14. Michigan, 14
15. (tie) BYU, Colorado, Lock Haven and Syracuse, 13
19. (tie) Northwestern and UCLA, 10
21. New Mexico, 9
22. Harvard, 8
23. (tie) Arizona, Illinois St., Kent St. and Western Mich., 7
27. (tie) Clarion and West Chester, 6
29. Army West Point, 5
30. (tie) Idaho St., Iowa and Utah, 4
33. (tie) Nebraska and Notre Dame, 3
35. (tie) California, Indiana, Kansas St., Massachusetts, Minnesota, Pittsburgh, Stanford, Weber St. and Wyoming, 2
44. (tie) Auburn, Brown, California (PA), Drake, East Carolina, Fresno St., Gettysburg, Indiana St., LSU, Maryland, Missouri, Princeton, Purdue, Utah St. and Wisconsin, 1

1972

1. Iowa St., 103
2. Michigan St., 72½
3. Oklahoma St., 57
4. Washington, 54
5. Oklahoma, 45½
6. Clarion, 36
7. Oregon St., 28
8. Penn St., 26½
9. (tie) Navy and Ohio, 26

11. Idaho St., 24½
12. Iowa, 24
13. Minnesota, 23½
14. Arizona, 21½
15. Portland St., 21
16. Illinois St., 20
17. Michigan, 19
18. (tie) Princeton and Toledo, 16
20. Slippery Rock, 14½
21. Cal Poly, 13½
22. New Mexico, 13
23. UNI, 12½
24. (tie) BYU, Northern Ill. and Ohio St., 10
27. Washington St., 8½
28. (tie) Indiana St. and Southern Ill., 8
30. (tie) Arizona St. and Lehigh, 7½
32. Western Mich., 7
33. Tampa, 6½
34. (tie) Boise St., Minnesota St. and West Chester, 6
37. Drake, 5½
38. (tie) Massachusetts, Oregon and Wisconsin, 5
41. Colorado, 4½
42. (tie) Georgia Tech, Maryland, Miami (OH) and Missouri, 4
46. LSU, 3½
47. (tie) Army West Point, Fresno St., Hofstra, Nebraska, Northwestern, San Jose St. and Yale, 3
54. Brockport, 2½
55. (tie) Cincinnati, Cleveland St., East Carolina, Florida, Frank. & Marsh., Gettysburg, Humboldt St., Indiana, Penn, Purdue and William & Mary, 2
66. Pittsburgh, 1½
67. (tie) Auburn, Buffalo, Central Mich., Cornell, NYU, Notre Dame, UCLA and Utah, 1

1973

1. Iowa St., 85
2. Oregon St., 72½
3. Michigan, 59½
4. BYU, 42½
5. Oklahoma St., 42
6. Oklahoma, 38
7. (tie) Iowa and Washington, 34
9. Ohio, 25½
10. (tie) Navy and Penn St., 24½
12. Wisconsin, 20½
13. (tie) Northern Ill. and Northwestern, 19
15. Western Mich., 17½
16. (tie) Arizona and Michigan St., 14
18. Hofstra, 13
19. Southern Ill., 12
20. Ball St., 10
21. Nebraska, 9½
22. (tie) Auburn, Portland St. and San Jose St., 9
25. (tie) Lehigh, Minnesota and Stanford, 8
28. Colorado St., 7
29. Central Mich., 6½
30. (tie) California and Oregon, 5½

32. (tie) East Carolina, New Mexico and Ohio St., 5
35. (tie) Columbia and UCLA, 4½
37. (tie) Alabama, Rhode Island and William & Mary, 4
40. Indiana St., 3½
41. (tie) Buffalo, Florida, Kent St., Massachusetts, Penn, Utah St. and Yale, 3
48. (tie) Colorado, Cornell, Duke, Kansas St., Pittsburgh and Virginia, 2
54. (tie) Boston U. and Montana St., 1½
56. (tie) Air Force, Army West Point, Boise St., Drake, Fresno St., Idaho St., Illinois St., Indiana, Maryland, Missouri, Rider, Utah and Washington St., 1

Note: In 1973, only Division I teams were legislatively allowed to score points toward the team title. College division teams were allowed to participate but not score points. Clarion would have accumulated 54½ points and finished fourth had the points for its wrestlers counted.

1974

1. Oklahoma, 69½
2. Michigan, 67
3. Oklahoma St., 64
4. Iowa St., 63
5. Iowa, 48½
6. Washington, 44½
7. Penn St., 43
8. Oregon St., 39½
9. Lehigh, 35
10. Slippery Rock, 33½
11. Clarion, 31½
12. BYU, 30½
13. Wisconsin, 26
14. Michigan St., 24
15. Western Mich., 22
16. Minnesota, 20
17. Navy, 19
18. Pittsburgh, 15
19. West Chester, 13
20. (tie) Northwestern and Oregon, 12
22. San Jose St., 11½
23. Ohio, 9
24. (tie) East Carolina and William & Mary, 8
26. (tie) Indiana St. and Utah, 6
28. (tie) Central Mich. and Cornell, 5½
30. (tie) Northern Colo. and Portland St., 5
32. Illinois, 4
33. Miami (OH), 3½
34. (tie) Auburn, Buffalo, Hofstra, Kansas St., Northern Ill., UCLA and Washington St., 3
41. (tie) Delaware and Southern Ill., 2½
43. (tie) UC Santa Barbara, Colorado, Fresno St., Idaho St., Missouri, New Mexico, Syracuse and Toledo, 2
51. (tie) Air Force, California, Cincinnati, Maryland, Massachusetts and Tennessee, 1½
57. (tie) Boston U., Bowling Green, Drake, Kent St., Long Beach St., Rhode Island, Rutgers, Utah St., Virginia and Wyoming, 1
67. (tie) Ball St., Duke and Northern Ariz., ½

1975

1. Iowa, 102

2. Oklahoma, 77
3. Oklahoma St., 68
4. Iowa St., 66½
5. Lehigh, 54
6. Wisconsin, 41
7. Oregon St., 36½
8. Cal Poly, 36
9. Purdue, 34½
10. Penn St., 33
11. Northwestern, 32
12. (tie) Michigan and Oregon, 25½
14. Yale, 24
15. Michigan St., 23½
16. Syracuse, 19½
17. William & Mary, 18½
18. Kentucky, 18
19. (tie) Hofstra and Minnesota, 16½
21. Washington, 15½
22. BYU, 14
23. Boise St., 13½
24. Toledo, 12½
25. Slippery Rock, 10
26. (tie) Air Force and Clarion, 9
28. Tennessee, 8½
29. Northern Ill., 7½
30. (tie) New Mexico and Pittsburgh, 6½
32. Stanford, 6
33. (tie) Arizona St. and UCLA, 5½
35. (tie) Delaware, Navy and Portland St., 5
38. East Carolina, 4½
39. (tie) Boston U. and Indiana St., 4
41. (tie) Buffalo, Colorado St., Missouri and Northern Colo., 3½
45. (tie) Kent St., Nebraska and Ohio St., 3
48. Central Mich., 2½
49. (tie) Arizona, Duke, Long Beach St., Princeton, Rhode Island, Tampa, Utah St., Virginia and Wyoming, 2
58. (tie) California and UConn, 1½
60. (tie) Cleveland St., Drake, Florida, Miami (OH), NC State, Ohio, Penn, Weber St. and Western Mich., 1
69. (tie) Kansas St. and Maryland, ½

1976

1. Iowa, 123¼
2. Iowa St., 85¾
3. Oklahoma St., 64½
4. Wisconsin, 64
5. Lehigh, 55¼
6. Cal Poly, 53
7. Minnesota, 43
8. Michigan, 36½
9. Oklahoma, 34½
10. Penn St., 23¼
11. Kentucky, 22½
12. Yale, 21¾
13. Navy, 21½
14. Oregon St., 20¼
15. (tie) Clarion and Oregon, 19½
17. Washington, 17¾
18. Slippery Rock, 17½
19. (tie) UC Santa Barbara and Michigan St., 17

21. (tie) Arizona St. and BYU, 16½
23. (tie) Colorado, Tennessee and Toledo, 12¼
26. Indiana, 12
27. Southern Ill., 9½
28. Rhode Island, 9
29. (tie) Portland St. and Syracuse, 7
31. East Carolina, 6½
32. Wyoming, 6
33. Indiana St., 5½
34. UCLA, 5
35. (tie) Cal St. Fullerton and NC State, 4
37. Citadel, 3¾
38. (tie) Northern Colo., Northwestern and Pittsburgh, 3½
41. (tie) Bucknell, Drake, Northern Ill., Ohio, Weber St. and William & Mary, 3
47. Ball St., 2¾
48. Nebraska, 2½
49. (tie) Alabama, Eastern Mich., Florida, Illinois, Kent St., Princeton and West Chester, 2; 56. Hofstra, 1¾
57. (tie) Boise St. and Colorado St., 1½
59. (tie) Arizona, Boston U., California, Central Mich., Idaho St., Maryland, Missouri, Notre Dame, Shippensburg, Utah, Utah St., Virginia and Wilkes, 1
72. (tie) Illinois St. and VMI, ½

1977

1. Iowa St., 95½
2. Oklahoma St., 88¾
3. Iowa, 84
4. Minnesota, 66
5. Oregon St., 52¼
6. Wisconsin, 50¾
7. Oklahoma, 49
8. Lehigh, 48¾
9. Michigan, 45½
10. Kentucky, 41½
11. Arizona St., 35¼
12. BYU, 27¼
13. Syracuse, 26¾
14. Hofstra, 24½
15. Tennessee, 20¼
16. Indiana, 20
17. Michigan St., 19
18. Penn St., 18
19. Missouri, 17¾
20. Ohio St., 13½
21. Oregon, 12¾
22. Cal Poly, 12½
23. Navy, 12
24. Notre Dame, 11½
25. Princeton, 10
26. Portland St., 7¼
27. (tie) California and Wilkes, 6
29. (tie) Arizona and Rhode Island, 5½
31. (tie) Ohio and UCLA, 5
33. William & Mary, 4¼
34. (tie) Boston U., Illinois St. and North Carolina, 3¾
37. (tie) Utah St. and Wyoming, 3½
39. (tie) Alabama, Lock Haven, Toledo and West Chester, 3

43. (tie) Bucknell and Pittsburgh, 2
45. (tie) Clarion, Colorado, Long Beach St., Rutgers, Slippery Rock and Southern Ill., 1½
51. (tie) Appalachian St., Army West Point, Bloomsburg, Boise St., Cal St. Fullerton, Cleveland St., Florida, Fresno St., Northern Colo., Rider, St. Lawrence, Shippensburg, VMI, Virginia Tech and Washington, 1

1978

1. Iowa, 94½
2. Iowa St., 94
3. Oklahoma St., 86¼
4. Wisconsin, 77¼
5. Oklahoma, 52¼
6. BYU, 41½
7. Lehigh, 37½
8. Oregon St., 33¼
9. Cal Poly, 32½
10. Michigan, 29¼
11. Syracuse, 27
12. Arizona St., 26¾
13. Ohio, 24¾
14. Princeton, 21¾
15. Penn St., 19¼
16. Florida, 17½
17. LSU, 16
18. Notre Dame, 15½
19. Kent St., 13
20. Pittsburgh, 12½
21. Oregon, 11¾
22. Shippensburg, 11½
23. Lock Haven, 10¾
24. Frank. & Marsh., 10½
25. Kentucky, 9½
26. UCLA, 7¾
27. California, 7
28. Cleveland St., 6½
29. (tie) Columbia, Drake and Missouri, 6
32. UNLV, 5½
33. Rhode Island, 5
34. (tie) Auburn and Washington, 4
36. Navy, 3¾
37. (tie) Illinois, Michigan St., Virginia and William & Mary, 3½
41. (tie) Arizona, Clarion, Minnesota, Washington St. and Wilkes, 3
46. North Carolina, 2½
47. (tie) Boise St., Chattanooga, UConn, SUNY Cortland, East Stroudsburg, Hobart, Hofstra and Long Beach St., 2
55. (tie) Bowling Green and Western Mich., 1¾
57. (tie) Indiana, Nebraska, West Chester and Wyoming, 1½
61. (tie) Ball St., Idaho St., Miami (OH), NC State, Northern Colo., Ohio St., Rider and Rutgers, 1
69. (tie) Colorado and Maryland, ½

1979

1. Iowa, 122½
2. Iowa St., 88
3. Lehigh, 69¾
4. Oregon St., 60½

5. Wisconsin, 56½
6. Oklahoma St., 52¾
7. Minnesota, 43¾
8. Arizona St., 34½
9. Oklahoma, 31½
10. Michigan, 25
11. Syracuse, 23¾
12. UCLA, 21¾
13. Clarion, 20
14. BYU, 18½
15. Cal Poly, 16¾
16. Missouri, 15½
17. North Carolina, 14½
18. (tie) Oregon and Portland St., 13¾
20. Arizona, 13
21. Cleveland St., 12¾
22. LSU, 11½
23. Kentucky, 11
24. (tie) Frank. & Marsh. and Illinois, 9½
26. Bloomsburg, 9¼
27. Wilkes, 8½
28. (tie) Marquette and Navy, 8
30. NC State, 7
31. (tie) Michigan St. and Toledo, 6¼
33. (tie) Auburn and Colorado St., 6
35. Colorado, 5¾
36. (tie) Central Mich., Florida, Slippery Rock and Utah St., 5½
40. Wyoming, 5
41. Temple, 4½
42. West Virginia, 4
43. Yale, 3½
44. Kent St., 3
45. (tie) Rhode Island and San Jose St., 2¾
47. (tie) Cal St. Fullerton, East Stroudsburg, Georgia, Miami (OH), UNLV and Northern Ill., 2
53. Alabama, 1¾
54. Clemson, 1½
55. (tie) Ball St., Bowling Green, Drake, Hofstra, Indiana, Middle Tenn., New Mexico, Ohio St., Pittsburgh, Weber St., West Chester, Western Mich. and William & Mary, 1
68. (tie) East Carolina and Notre Dame, ½

1980

1. Iowa, 110¾
2. Oklahoma St., 87
3. Iowa St., 81¾
4. Oklahoma, 67½
5. Arizona St., 56½
6. Lehigh, 56¼
7. Wisconsin, 55
8. NC State, 37¼
9. Oregon St., 32½
10. Kentucky, 24¼
11. Oregon, 22¾
12. Cal Poly, 21½
13. Colorado, 20½
14. Clemson, 20
15. (tie) Indiana St. and UCLA, 19
17. Clarion, 17¼
18. Rider, 14½

19. (tie) Minnesota and Navy, 14
21. (tie) Auburn and Tennessee, 13
23. (tie) Michigan St., Old Dominion and Rhode Island, 11½; 26. Temple, 11¼
27. Missouri, 10½
28. Michigan, 9½
29. (tie) Bloomsburg and Cal St. Fullerton, 8¾
31. Chattanooga, 8½
32. Wilkes, 8¼
33. Ohio St., 6½
34. (tie) LSU and Syracuse, 6¼
36. Central Mich., 6
37. (tie) Arizona and Wyoming, 4
39. Nebraska, 3¾
40. Miami (OH), 3½
41. Portland St., 3¼
42. (tie) Georgia, North Carolina and San Jose St., 3
45. Penn St., 2¾
46. Slippery Rock, 2½
47. Indiana, 2¼
48. (tie) Air Force, Cleveland St., Frank. & Marsh., Lock Haven, Massachusetts, Princeton, Purdue and Rutgers, 2
56. (tie) Appalachian St., BYU and Ohio, 1¾
59. (tie) Ball St., Colgate, Colorado St., Maryland, Middle Tenn., Northwestern and Western Mich., 1½
66. (tie) East Carolina, East Stroudsburg, Illinois, UNLV, Virginia and West Virginia, 1;
72. (tie) Hofstra, Kent St. and Washington, ½

1981

1. Iowa, 129¾
2. Oklahoma, 100¼
3. Iowa St., 84¾
4. Oklahoma St., 68½
5. Lehigh, 38
6. Penn St., 31¾
7. Syracuse, 30½
8. Central Mich., 28¾
9. Auburn, 25¾
10. Oregon St., 25¼
11. Arizona St., 24½
12. UNI, 22¼
13. North Carolina, 22
14. (tie) Indiana St. and Kent St., 20¾
16. Clarion, 19½
17. Temple, 16¾
18. (tie) Kentucky and Minnesota, 16½
20. NC State, 15¾
21. Portland St., 15½
22. Oregon, 15
23. San Jose St., 14¾
24. LSU, 14¼
25. Michigan, 13½
26. Hofstra, 13¼
27. Wisconsin, 12¾
28. Michigan St., 12
29. Missouri, 11
30. Cleveland St., 8½
31. (tie) Frank. & Marsh. and Nebraska, 8
33. Cornell, 7¼
34. Rhode Island, 6¼

35. Bloomsburg, 5¼
36. (tie) Indiana, Princeton and Washington St., 5
39. Navy, 4¾
40. (tie) Chattanooga and Slippery Rock, 3½
42. Boise St., 3
43. Northwestern, 2¾
44. (tie) Cal Poly, Lock Haven and Old Dominion, 2½
47. (tie) Appalachian St., Maryland, New Mexico, Ohio St., Rutgers and Wyoming, 2
53. (tie) Citadel and James Madison, 1¾
55. (tie) Columbia, Millersville and Rider, 1½
58. (tie) Army West Point, Boston U., Clemson, Delaware, Illinois St., Southern Ill., Southern Ore. and West Chester, 1
66. (tie) Illinois, Miami (OH) and Northern Ill., ½

1982

1. Iowa, 131¾
2. Iowa St., 111
3. Oklahoma, 109
4. Oklahoma St., 71¾
5. North Carolina, 47
6. Nebraska, 40¼
7. Indiana St., 33
8. Lehigh, 31¾
9. San Jose St., 26¾
10. UNI, 26
11. NC State, 24¾
12. Missouri, 23½
13. Bloomsburg, 23¼
14. Penn St., 20¼
15. Boise St., 20
16. Minnesota, 17¾
17. Navy, 17
18. Oregon, 16½
19. Eastern Ill., 15¾
20. LSU, 14½
21. Clarion, 13½
22. Wisconsin, 13
23. New Mexico, 11¼
24. (tie) Cal Poly and Michigan, 10½
26. Michigan St., 10
27. Miami (OH), 9¾
28. Syracuse, 9½
29. Ohio St., 7¾
30. Old Dominion, 7¼
31. (tie) Arizona St. and Yale, 7
33. Tennessee, 6½
34. BYU, 6¼
35. (tie) Harvard and Wilkes, 6
37. Columbia, 5½
38. Chattanooga, 5
39. Rider, 4½
40. (tie) Army West Point and Oregon St., 4
42. Slippery Rock, 3¼
43. Kentucky, 3
44. (tie) Kent St. and Pittsburgh, 2½
46. (tie) Clemson and West Chester, 2
48. Washington St., 1¾
49. (tie) Cleveland St., James Madison, UNLV, Toledo, Utah St. and William & Mary, 1½

55. (tie) Boston U., Bucknell, Lock Haven, Millersville, Stanford and Youngstown St., 1
61. (tie) Ball St., Colorado St., Idaho St. and Wyoming, ½

1983

1. Iowa, 155
2. Oklahoma St., 102
3. Iowa St., 94¼
4. Oklahoma, 64¾
5. Lehigh, 49
6. Nebraska, 46
7. Penn St., 33¾
8. LSU, 30½
9. Cal Poly, 28½
10. UNI, 28
11. Navy, 26
12. Michigan St., 24¾
13. Ohio St., 24½
14. (tie) Arizona St. and Chattanooga, 20¼
16. NC State, 16
17. (tie) Illinois St. and North Carolina, 15
19. (tie) Harvard and Missouri, 14½
21. Indiana St., 14
22. Oregon St., 12¼
23. Syracuse, 11¾
24. Hofstra, 11½
25. Clarion, 10½
26. Wisconsin, 10
27. Minnesota, 9¾
28. (tie) Rider and Wyoming, 9½
30. Slippery Rock, 8¼
31. Oregon, 7½
32. (tie) Eastern Ill. and Fresno St., 6½
34. Tennessee, 6
35. Stanford, 5½
36. (tie) BYU and UNLV, 5
38. (tie) Michigan and Rutgers, 4½
40. Wilkes, 3¾
41. (tie) Bloomsburg, Clemson, Cleveland St., San Jose St. and Weber St., 3
46. (tie) Boise St., Illinois and New Mexico, 2½
49. (tie) Army West Point, Cal St. Fullerton, Drexel, Duke and William & Mary, 2
54. Northern Ill., 1¾
55. (tie) Colorado St., James Madison, Old Dominion and Pittsburgh, 1½
59. (tie) Boston U., Central Mich., Kentucky, Northwestern, Purdue, Utah St. and Virginia, 1
66. Lock Haven, ½

1984

1. Iowa, 123¾
2. Oklahoma St., 98
3. Penn St., 70½
4. Nebraska, 61
5. Oklahoma, 51½
6. Wisconsin, 49½
7. Iowa St., 40¼
8. LSU, 38¾
9. Michigan St., 29¼
10. Missouri, 29
11. UNI, 28¾

12. NC State, 25½
13. Oregon St., 23¼
14. San Jose St., 22¼
15. Lehigh, 20¼
16. Arizona St., 19
17. Princeton, 18¼
18. Michigan, 18
19. Temple, 16¾
20. Miami (OH), 16¼
21. Fresno St., 15¾
22. Cal Poly, 14
23. (tie) UNLV and Tennessee, 10½
25. (tie) Clarion and Pittsburgh, 10
27. North Carolina, 8½
28. Lock Haven, 7¼
29. Chattanooga, 6¾
30. Cleveland St., 6½
31. Bloomsburg, 6¼
32. Navy, 6
33. (tie) Minnesota and Stanford, 5½
35. Boston U., 5¼
36. (tie) Old Dominion and Utah St., 5
38. (tie) New Mexico and Syracuse, 4½
40. (tie) Purdue and Washington St., 4¼
42. Rider, 4
43. Weber St., 3½
44. (tie) Cornell, Ohio St. and Shippensburg, 2½
47. (tie) Boise St., Indiana St., Kent St., Lafayette and Southern Ore., 2
52. (tie) BYU, Clemson, Illinois St., Wyoming and Yale, 1½
57. (tie) Colorado St., Maryland, Rutgers, Virginia and Youngstown St., 1
62. (tie) George Washington and Virginia Tech, ½

1985

1. Iowa, 145¼
2. Oklahoma, 98½
3. Iowa St., 70
4. Oklahoma St., 56
5. Michigan, 52
6. Arizona St., 50¾
7. Penn St., 46¾
8. Tennessee, 32½
9. Lehigh, 31½
10. Bloomsburg, 31
11. Cal Poly, 30
12. Wisconsin, 29¼
13. Syracuse, 29
14. Kent St., 27½
15. Temple, 26½
16. Princeton, 23¾
17. LSU, 22
18. UNI, 21½
19. North Carolina, 19
20. Hofstra, 18¼
21. Illinois St., 18
22. Youngstown St., 17½
23. Missouri, 17
24. Clarion, 16¾
25. George Washington, 15½
26. Purdue, 12¾

27. Rider, 12½
28. Utah St., 11¾
29. Northwestern, 11½
30. Michigan St., 11
31. Shippensburg, 10
32. (tie) Lock Haven and Northern Ill., 8½
34. (tie) Indiana St. and Stanford, 8
36. Eastern Ill., 7½
37. Weber St., 6¼
38. (tie) Appalachian St., Fresno St. and NC State, 6
41. Nebraska, 5½
42. Army West Point, 5
43. West Virginia, 3¾
44. (tie) BYU and Minnesota, 3½
46. (tie) Clemson, Harvard, Idaho St., Ohio St. and Virginia, 3
51. Cleveland St., 2¾
52. (tie) Illinois, Morgan St. and Wyoming, 2½
55. (tie) Chattanooga, Cornell, Delaware, Navy, Oregon, Oregon St. and Seton Hall, 2
62. Central Mich., 1¾
63. Boise St., 1½
64. (tie) Maryland, Montana and Pittsburgh, 1
67. Miami (OH), ½

1986

1. Iowa, 158
2. Oklahoma, 84¾
3. Oklahoma St., 77¼
4. Iowa St., 71
5. Penn St., 47¼
6. North Carolina, 38¾
7. Bloomsburg, 37¾
8. Arizona St., 36½
9. Lehigh, 32¾
10. Michigan, 32
11. Wisconsin, 30½
12. Nebraska, 28¼
13. Army West Point, 27¾
14. Syracuse, 26
15. NC State, 25½
16. Ohio St., 22¾
17. UNI, 20½
18. Utah St., 19
19. Northwestern, 17
20. Clemson, 15½
21. BYU, 15¼
22. Minnesota, 14½
23. Michigan St., 14¼
24. Oregon St., 14
25. Pittsburgh, 13
26. (tie) Miami (OH) and Toledo, 12¼
28. Clarion, 11¼
29. Stanford, 10¾
30. (tie) Central Mich. and Kent St., 10½
32. (tie) Cal St. Fullerton, Indiana St., Tennessee and Wyoming, 10
36. Indiana, 9½
37. Purdue, 9
38. Illinois, 8¾
39. (tie) Lock Haven, Maryland and West Virginia, 8½

42. Morgan St., 7½
43. (tie) Rider and Washington St., 7
45. (tie) Boise St., Cal Poly, Delaware and Fresno St., 6½
49. (tie) Appalachian St. and South Carolina St., 5¾
51. Cleveland St., 5
52. James Madison, 4½
53. (tie) Montana St. and Navy, 4
55. Princeton, 3¾
56. (tie) Idaho St. and New Mexico, 3½
58. Wilkes, 3¼
59. (tie) Bucknell, Chattanooga, East Stroudsburg, Northern Ill. and Ohio, 3
64. (tie) Montana, Shippensburg and William & Mary, 2½
67. (tie) Drake, Missouri, Rutgers and Temple, 2
71. (tie) UCF and Harvard, 1½
73. (tie) Eastern Ill., George Mason and Virginia Tech, 1

1987

1. Iowa St., 133
2. Iowa, 108
3. Penn St., 97¾
4. Oklahoma St., 85¼
5. Bloomsburg, 47¼
6. Clarion, 46
7. North Carolina, 42¾
8. Edinboro, 38¼
9. Arizona St., 35¾
10. Lehigh, 32¼
11. Wisconsin, 28½
12. Oklahoma, 28¼
13. UNI, 25½
14. Nebraska, 24½
15. Pittsburgh, 23½
16. Purdue, 22½
17. Maryland, 22
18. Northwestern, 20½
19. (tie) Michigan and Minnesota, 20
21. NC State, 16½
22. Oregon St., 16
23. Missouri, 14½
24. Navy, 14
25. Fresno St., 13
26. BYU, 12½
27. Central Mich., 12
28. Ohio, 11¾
29. Wilkes, 11½
30. East Stroudsburg, 10¾
31. James Madison, 9
32. Lock Haven, 8
33. (tie) Chicago St., Slippery Rock and Utah St., 7
36. (tie) Cleveland St. and Eastern Mich., 6½
38. (tie) Army West Point and Montana, 6
40. (tie) Drake, Illinois, Indiana, Michigan St. and West Virginia, 5½
45. (tie) Citadel and Eastern Ill., 5
47. (tie) Appalachian St. and Syracuse, 4½
49. (tie) New Mexico and Virginia, 4

51. (tie) Bucknell, Cal St. Fullerton, Central Conn. St., Princeton and Wyoming, 3
56. (tie) Morgan St., New Hampshire and Rider, 2½
59. (tie) Boise St., Rutgers and William & Mary, 2
62. (tie) Chattanooga, Kent St. and Ohio St., 1½
65. (tie) Boston College, Drexel and Marquette, 1

1988

1. Arizona St., 93
2. Iowa, 85½
3. Iowa St., 83¾
4. Oklahoma St., 80½
5. Penn St., 71½
6. Michigan, 62½
7. Edinboro, 53½
8. Oklahoma, 45
9. Ohio St., 39¾
10. NC State, 36
11. Wisconsin, 34¾
12. Lock Haven, 34
13. UNI, 31
14. Bloomsburg, 29
15. Pittsburgh, 26¼
16. (tie) Minnesota and North Carolina, 26
18. East Stroudsburg, 23¼
19. (tie) Missouri and Oregon St., 19½
21. Wyoming, 17½
22. (tie) Lehigh and West Virginia, 16½
24. Oregon, 15¾
25. Cal Poly, 12¾
26. Northwestern, 12
27. (tie) Chattanooga and Maryland, 11½
29. Navy, 10¾
30. Central Mich., 10
31. Utah St., 9½
32. Purdue, 9
33. Illinois, 8½
34. Fresno St., 8
35. (tie) Cleveland St. and William & Mary, 7½
37. (tie) Clarion and Notre Dame, 6½
39. Nebraska, 6¼
40. Eastern Ill., 5½
41. (tie) BYU, Indiana, New Mexico and Virginia, 5
45. Eastern Mich., 4
46. (tie) Campbell, Citadel, Clemson and Wilkes, 3
50. (tie) Hofstra, Ohio and Rider, 2½
53. (tie) Brown, Bucknell, CSU Bakersfield, Frank. & Marsh., James Madison, Millersville, Morgan St., Shippensburg and Slippery Rock, 2
62. Boston U., 1½
63. (tie) Army West Point, George Mason, Old Dominion and Weber St., 1

1989

1. Oklahoma St., 91¼
2. Arizona St., 70½
3. Iowa St., 63
4. Oklahoma, 61

5. Michigan, 53¼
6. Iowa, 52½
7. Minnesota, 45¾
8. Northwestern, 40½
9. Edinboro, 40
10. Penn St., 39¾
11. Wisconsin, 35½
12. NC State, 32¼
13. Pittsburgh, 31¼
14. UNI, 30¾
15. East Stroudsburg, 29½
16. Lock Haven, 28½
17. Nebraska, 28
18. North Carolina, 27¼
19. Clarion, 27
20. Indiana, 24¾
21. Notre Dame, 19
22. Syracuse, 17½
23. Navy, 16¾
24. (tie) Bucknell and Eastern Mich., 15½
26. Boise St., 15¼
27. Virginia, 15
28. (tie) CSU Bakersfield and Illinois, 14½
30. Fresno St., 13
31. Bloomsburg, 12½
32. (tie) Clemson and Lehigh, 10
34. Oregon, 8
35. Chattanooga, 7
36. Purdue, 6½
37. (tie) Eastern Ill. and Morgan St., 6
39. BYU, 5½
40. (tie) Columbia, New Mexico and William & Mary, 4½
43. Ohio St., 4¼
44. (tie) Cal Poly and Michigan St., 4
46. (tie) Appalachian St., Boston U., Central Conn. St. and Old Dominion, 3½
50. (tie) Army West Point, George Mason, Missouri and Wilkes, 3
54. (tie) Brown, Rider and West Virginia, 2½
57. (tie) Cornell, James Madison, Toledo and Wyoming, 2
61. (tie) Drake, George Washington, Liberty, Millersville, Northern Ill. and Stanford, 1
67. (tie) American, Cleveland St., Kent St., Missouri St. and Utah St., ½

1990

1. Oklahoma St., 117¾
2. Arizona St., 104¾
3. Iowa, 102¾
4. Northwestern, 66¾
5. Nebraska, 64¼
6. Penn St., 57½
7. Oklahoma, 48¼
8. Indiana, 45½
9. Iowa St., 43½
10. Minnesota, 42¼
11. UNI, 40½
12. CSU Bakersfield, 30½
13. Navy, 29
14. Ohio St., 27
15. Clarion, 26¼
16. North Carolina, 23½

17. Lehigh, 21½
18. West Virginia, 17½
19. Illinois, 15
20. Cornell, 14
21. (tie) Bloomsburg, Stanford and Wisconsin, 13
24. Cal St. Fullerton, 12½
25. New Mexico, 11¾
26. William & Mary, 11½
27. Missouri, 11
28. Syracuse, 9½
29. Clemson, 9
30. (tie) Morgan St. and Oregon, 8½
32. (tie) Michigan, Notre Dame and Purdue, 8
35. (tie) George Mason, NC State and Wyoming, 7½
38. (tie) Eastern Ill., Kent St. and Miami (OH), 7
41. Lock Haven, 6
42. Michigan St., 5½
43. Edinboro, 5
44. Pittsburgh, 4½
45. (tie) BYU and Bucknell, 4
47. (tie) Maryland and Toledo, 3½
49. (tie) Boston U., Cal Poly, Fresno St., Old Dominion, Rider and Slippery Rock, 3
55. (tie) Duke and Northern Ill., 2½
57. (tie) Air Force, Appalachian St., Chattanooga and VMI, 2
61. Central Conn. St., 1½
62. Boise St., 1
63. (tie) American and Virginia, ½.

1991

1. Iowa, 157
2. Oklahoma St., 108¾
3. Penn St., 67½
4. Ohio St., 56¾
5. Iowa St., 51¾
6. West Virginia, 48¾
7. Purdue, 39¾
8. Minnesota, 39
9. CSU Bakersfield, 38½
10. Nebraska, 38
11. UNI, 37
12. Michigan, 35½
13. Arizona St., 32½
14. Oregon, 26¼
15. (tie) Syracuse and Wisconsin, 23½
17. (tie) Clarion and NC State, 22
19. Illinois, 21½
20. (tie) Old Dominion and Rider, 18½
22. Cal St. Fullerton, 17½
23. Missouri, 16½
24. North Carolina, 15½
25. Edinboro, 14½
26. Clemson, 14
27. Pittsburgh, 12
28. Chattanooga, 10½
29. Bucknell, 9¾
30. Bloomsburg, 9
31. Stanford, 8¾
32. Miami (OH), 8½
33. Brown, 8

34. Oregon St., 7½
35. Notre Dame, 7
36. Navy, 6¼
37. (tie) Eastern Ill. and Slippery Rock, 6
39. (tie) Air Force and Cornell, 5½
41. Liberty, 5
42. Northwestern, 4½
43. (tie) Fresno St., Millersville, Oklahoma and William & Mary, 4
47. (tie) Lock Haven, Marquette, Michigan St. and Toledo, 3½
51. (tie) Army West Point, Boise St., Central Conn. St. and Cleveland St., 3
55. (tie) Chicago St., Indiana and Kent St., 2½
58. (tie) Cal Poly, Maryland, Missouri St., Seton Hall and Wyoming, 2
63. Wagner, 1½
64. (tie) Hofstra and Morgan St., 1
66. Boston U., ½

1992

1. Iowa, 149
2. Oklahoma St., 100½
3. Penn St., 89¼
4. Iowa St., 72¼
5. Ohio St., 64½
6. Arizona St., 63
7. Wisconsin, 34¼
8. Clarion, 33½
9. NC State, 33¼
10. UNI, 28¼
11. Nebraska, 28
12. Purdue, 26½
13. Oklahoma, 22
14. Syracuse, 20½
15. Cornell, 18
16. Missouri, 16½
17. Oregon St., 16¼
18. North Carolina, 15½
19. (tie) Lehigh and Pittsburgh, 15
21. (tie) Appalachian St., Maryland and Minnesota, 14½
24. Northwestern, 13¾
25. (tie) Fresno St. and Michigan, 12
27. Indiana, 11¼
28. Chattanooga, 11
29. Lock Haven, 10
30. Edinboro, 9
31. Bloomsburg, 8¼
32. California (PA), 7½
33. Brown, 7
34. (tie) George Mason and Marquette, 6
36. (tie) CSU Bakersfield, Navy, Notre Dame and Wyoming, 5½
40. Oregon, 5¼
41. (tie) San Diego St. and West Virginia, 5
43. (tie) Miami (OH) and Rutgers, 4½
45. Ohio, 3¾
46. (tie) Boise St., Central Mich. and Rider, 3½
49. (tie) BYU, Millersville, Stanford and Virginia, 3
53. Cal St. Fullerton, 2½
54. (tie) Army West Point, Bucknell, Cal Poly,

- Central Conn. St., Illinois and Morgan St., 2
60. (tie) Air Force, Duke, Eastern Ill., Harvard, Kent St., Liberty, Michigan St. and Virginia Tech, 1½
68. (tie) Boston U., Cleveland St., Eastern Mich. and Penn, 1
72. (tie) Northern Ill. and Old Dominion, ½

1993

1. Iowa, 123¾
2. Penn St., 87½
3. Nebraska, 79½
4. Arizona St., 72½
5. Ohio St., 64
6. Iowa St., 58¼
7. NC State, 38½
8. Fresno St., 37¾
9. Minnesota, 36½
10. Cornell, 35
11. Michigan, 34½
12. Michigan St., 29½
13. Clemson, 27¾
14. Wisconsin, 22¾
15. (tie) Edinboro, Lock Haven and North Carolina, 22
18. Oregon St., 19
19. (tie) Missouri and Seton Hall, 16½
21. Oklahoma, 15½
22. UNI, 15
23. (tie) Illinois and Lehigh, 14
25. West Virginia, 13¼
26. (tie) Cal St. Fullerton and Rider, 12½
28. Boston U., 12
29. Purdue, 10
30. (tie) Maryland, Navy and Pittsburgh, 9½
33. Ohio, 9
34. Missouri St., 8¾
35. Bloomsburg, 8½
36. Cal Poly, 8
37. Miami (OH), 7½
38. Marquette, 7
39. George Mason, 6
40. Appalachian St., 5¼
41. (tie) Brown, Northwestern, Old Dominion and Oregon, 5
45. (tie) BYU and California (PA), 4½
47. Northern Ill., 4
48. (tie) Central Mich. and Drake, 3½
50. (tie) Boise St., Indiana, Rutgers and VMI, 3
54. (tie) American, CSU Bakersfield, Harvard and Illinois St., 2½
58. (tie) Bucknell, Cleveland St., Kent St. and Millersville, 2
62. (tie) Clarion, Duquesne, Virginia, Virginia Tech and Wyoming, 1
67. (tie) Army West Point, Chattanooga, Eastern Ill., Morgan St., Penn and Stanford, ½

1994

1. Oklahoma St., 94¾
2. Iowa, 76½
3. Penn St., 57
4. Oregon St., 49½

5. Michigan, 41
6. North Carolina, 39
7. Clemson, 37³/₄
8. (tie) Arizona St. and Oklahoma, 36
10. Iowa St., 32³/₄
11. (tie) Fresno St. and UNI, 30
13. Minnesota, 29¹/₄
14. West Virginia, 25
15. Clarion, 24
16. Purdue, 23
17. Cornell, 22¹/₂
18. (tie) Boise St. and Missouri, 21¹/₂
20. Ohio, 21
21. Old Dominion, 20³/₄
22. Wyoming, 20
23. Cal St. Fullerton, 19
24. (tie) Boston U., Ohio St. and Pittsburgh, 18¹/₂
27. Cal Poly, 16¹/₂
28. Michigan St., 16
29. (tie) Lock Haven and Nebraska, 14¹/₂
31. Oregon, 14
32. Navy, 13
33. Indiana, 12¹/₂
34. Bloomsburg, 12
35. VMI, 11¹/₂
36. Northwestern, 11¹/₄
37. (tie) Edinboro and Illinois, 10¹/₂
39. Syracuse, 9³/₄
40. Virginia, 9
41. Missouri St., 8¹/₂
42. NC State, 6¹/₂
43. Central Mich., 6¹/₄
44. Air Force, 6
45. (tie) Lehigh and Rider, 5
47. (tie) Bucknell and Virginia Tech, 4¹/₂
49. CSU Bakersfield, 4
50. (tie) Brown and Chattanooga, 3³/₄
52. Kent St., 3¹/₂
53. (tie) Maryland, Morgan St. and Rutgers, 3
56. (tie) Army West Point, Duke, George Mason, Illinois St., Millersville and Stanford, 2¹/₂
62. (tie) Frank. & Marsh., James Madison and Miami (OH), 2
65. UC Davis, 1¹/₂
66. (tie) California (PA), Duquesne, Liberty, Seton Hall and Slippery Rock, 1
71. Northern Ill., 1/2

1995

1. Iowa, 134
2. Oregon St., 77¹/₂
3. Michigan St., 69¹/₂
4. Arizona St., 65¹/₂
5. Penn St., 60¹/₂
6. Nebraska, 60
7. Oklahoma St., 55¹/₂
8. North Carolina, 54¹/₂
9. Illinois, 52¹/₂
10. Oklahoma, 51¹/₂
11. Edinboro, 35
12. Minnesota, 34¹/₂
13. Fresno St., 32

14. Iowa St., 28¹/₂
15. Clarion, 28
16. UNI, 25
17. Lehigh, 24
18. (tie) Northwestern, Seton Hall and Wisconsin, 23
21. Ohio, 21¹/₂
22. (tie) Michigan and Missouri, 19
24. (tie) Cleveland St. and Ohio St., 18¹/₂
26. Pittsburgh, 16
27. Wyoming, 14
28. CSU Bakersfield, 13
29. Old Dominion, 8
30. (tie) Bucknell and Oregon, 7¹/₂
32. James Madison, 7
33. (tie) George Mason and Lock Haven, 6¹/₂
35. Boise St., 6
36. (tie) Cal Poly, Purdue and Syracuse, 5¹/₂
39. (tie) Boston U., Georgia St., Virginia and West Virginia, 5
43. (tie) Central Mich., Navy and NC State, 4¹/₂
46. (tie) Bloomsburg and Indiana, 4
48. (tie) Army West Point, Campbell, Penn and Stanford, 3
52. VMI, 2¹/₂
53. (tie) Chattanooga, Eastern Ill. and Maryland, 2
56. (tie) California (PA), Cornell and Millersville, 1¹/₂
59. (tie) American, Clemson, Columbia, Drexel, Illinois St., Manhattan, Northern Ill. and Rider, 1
67. (tie) Central Conn. St. and Duquesne, 1/2

1996

1. Iowa, 122¹/₂
2. Iowa St., 78¹/₂
3. CSU Bakersfield, 66
4. Penn St., 65
5. Nebraska, 61
6. Oklahoma St., 54¹/₂
7. Michigan St., 53¹/₂
8. Oregon St., 48¹/₂
9. Michigan, 47
10. Arizona St., 45
11. Lock Haven, 43
12. (tie) Clarion and Illinois, 42¹/₂
14. Ohio St., 38
15. (tie) Wisconsin and Wyoming, 37¹/₂
17. Oklahoma, 36¹/₂
18. Northwestern, 34¹/₂
19. Minnesota, 32¹/₂
20. Indiana, 32
21. North Carolina, 28¹/₂
22. Boise St., 24¹/₂
23. Fresno St., 19¹/₂
24. Pittsburgh, 19
25. Brown, 17
26. West Virginia, 14
27. (tie) Eastern Mich. and UNI, 12
29. (tie) NC State and Stanford, 11¹/₂
31. Purdue, 9¹/₂
32. Eastern Ill., 9
33. Penn, 8

34. Lehigh, 7¹/₂
35. Edinboro, 6¹/₂
36. Old Dominion, 6
37. (tie) Central Mich., Ohio and Rider, 5¹/₂
40. UNCG, 5
41. Cal Poly, 4¹/₂
42. (tie) Boston U., Cornell, Maryland, Missouri and VMI, 4
47. (tie) Army West Point, Bucknell, Cal St. Fullerton, Kent St. and Oregon, 3¹/₂
52. Appalachian St., 3
53. Buffalo, 2¹/₂
54. (tie) Chattanooga, Georgia St. and Rutgers, 2
57. Bloomsburg, 1¹/₂
58. (tie) BYU, Millersville, Seton Hall and Virginia, 1
62. (tie) Duke, George Mason and Harvard, 1/2

1997

1. Iowa, 170
2. Oklahoma St., 113¹/₂
3. Minnesota, 71
4. Iowa St., 70
5. Lock Haven, 54
6. Edinboro, 45
7. Oklahoma, 44¹/₂
8. CSU Bakersfield, 43¹/₂
9. Illinois, 42¹/₂
10. Penn St., 40
11. Fresno St., 35
12. Nebraska, 34¹/₂
13. Ohio St., 33
14. (tie) Clarion and Oregon, 31¹/₂
16. (tie) Indiana and Wisconsin, 29¹/₂
18. Pittsburgh, 28
19. Lehigh, 27
20. Arizona St., 26¹/₂
21. Michigan St., 25
22. Michigan, 23¹/₂
23. Penn, 23
24. North Carolina, 22
25. Rider, 20¹/₂
26. Eastern Ill., 17¹/₂
27. West Virginia, 16
28. Ohio, 15¹/₂
29. (tie) Maryland and Purdue, 13
31. Boston U., 12¹/₂
32. Stanford, 10¹/₂
33. Cal Poly, 10
34. Brown, 9¹/₂
35. Northwestern, 9
36. Syracuse, 8
37. Wyoming, 7¹/₂
38. (tie) Missouri, Navy and Virginia, 6¹/₂
41. (tie) Central Mich., Cornell and UNI, 6
44. (tie) BYU, Cleveland St. and Northern Ill., 5¹/₂
47. (tie) Army West Point, Duke, George Mason and VMI, 5
51. (tie) Boise St., Howard and Miami (OH), 4¹/₂
54. (tie) Georgia St., Hofstra, James Madison and Oregon St., 4

58. (tie) Appalachian St., UNCG and Slippery Rock, 3
61. (tie) Air Force, UC Davis, Harvard, Seton Hall and Virginia Tech, 2
66. (tie) Bloomsburg and NC State, 1½
68. (tie) Eastern Mich. and Rutgers, 1
70. (tie) Buffalo, Cal St. Fullerton and East Stroudsburg, ½

1998

1. Iowa, 115
2. Minnesota, 102
3. Oklahoma St., 99½
4. Penn St., 70½
5. Central Mich, 53
6. Iowa St., 49½
7. (tie) Illinois and West Virginia, 48
9. (tie) Ohio and Oregon St., 43½
11. CSU Bakersfield, 42½
12. Michigan, 39½
13. Michigan St., 39
14. Fresno St., 37½
15. (tie) Edinboro and Oklahoma, 35½
17. Arizona St., 35
18. Northwestern, 34½
19. Wisconsin, 34
20. Pittsburgh, 32
21. (tie) Nebraska and Oregon, 28
23. Ohio St., 26
24. (tie) Clarion and Purdue, 25
26. Lehigh, 23
27. Penn, 21½
28. Cal Poly, 13½
29. Harvard, 12½
30. (tie) Cal St. Fullerton and UNI, 12
32. North Carolina, 11½
33. (tie) Brown and Lock Haven, 11
35. (tie) Northern Ill. and Rider, 8½
37. Virginia, 8
38. (tie) Bloomsburg, Syracuse and Virginia Tech, 7
41. Missouri, 6
42. Old Dominion, 5½
43. (tie) Air Force, Boise St. and Hofstra, 5
46. (tie) East Stroudsburg, George Mason, Maryland and Navy, 4½
50. (tie) Army West Point, BYU, Kent St. and Wyoming, 4
54. (tie) Eastern Ill. and NC State, 3½
56. (tie) Boston U. and Stanford, 3
58. (tie) Chattanooga, Cleveland St., Indiana and Rutgers, 2½
62. (tie) UC Davis and Drexel, 2
64. (tie) Georgia St., Miami (OH) and Slippery Rock, 1½;
67. (tie) American, Bucknell, Cornell and VMI, 1

1999

1. Iowa, 100½
2. Minnesota, 98½
3. Oklahoma St., 84
4. (tie) Iowa St. and Penn St., 78½
6. Oklahoma, 73½
7. Central Mich., 67½

8. CSU Bakersfield, 58½
9. West Virginia, 54
10. Boise St., 46½
11. Penn, 45½
12. Illinois, 45
13. (tie) Arizona St. and Michigan, 39
15. Nebraska, 37
16. Fresno St., 34½
17. UNI, 32
18. Edinboro, 27½
19. Lehigh, 26½
20. (tie) Harvard and Oregon St., 22½
22. Michigan St., 21½
23. Virginia, 20½
24. Indiana, 18
25. Wisconsin, 17½
26. Hofstra, 16½
27. Clarion, 16
28. Oregon, 15
29. Northwestern, 13
30. (tie) Rider and Stanford, 11½
32. North Carolina, 11
33. Purdue, 10½
34. (tie) Eastern Ill. and VMI, 10
36. Cornell, 9½
37. (tie) American and Pittsburgh, 7½
39. BYU, 7
40. Ohio St., 6½
41. Chattanooga, 6
42. (tie) Bloomsburg and Eastern Mich., 5
44. (tie) Brown, Cal Poly, Lock Haven and Slippery Rock, 4½
48. (tie) Appalachian St., Boston U., Bucknell, Cleveland St., East Stroudsburg, NC State and Northern Ill., 4
55. Duquesne, 3½;
56. (tie) George Mason and Wyoming, 3;
58. Cal St. Fullerton, 2½
59. (tie) Drexel, Navy and Old Dominion, 2
62. (tie) Buffalo and James Madison, 1½
64. (tie) Air Force, Boston College, UC Davis, UNCG and Portland St., 1
69. (tie) Kent St. and Marquette, ½

2000

1. Iowa, 116
2. Iowa St., 109½
3. Minnesota, 80
4. Oklahoma, 69½
5. Oklahoma St., 66½
6. Illinois, 59½
7. Lehigh, 46½
8. Nebraska, 45½
9. (tie) Penn and Wisconsin, 44
11. UNI, 42
12. Boise St., 41½
13. Michigan, 38
14. Michigan St., 36½
15. Edinboro, 36
16. (tie) Arizona St. and Penn St., 32
18. Pittsburgh, 29½
19. Virginia Tech, 27½
20. Central Mich., 25½
21. Hofstra, 21½

22. West Virginia, 21
23. (tie) CSU Bakersfield and Virginia, 20½
25. Boston College, 16½
26. (tie) Clarion and Ohio, 16
28. Harvard, 15½
29. Northwestern, 15
30. (tie) Cal St. Fullerton and North Carolina, 14½
32. Oregon, 13
33. Bloomsburg, 12
34. (tie) Cornell and Ohio St., 11½
36. Oregon St., 11
37. BYU, 9
38. (tie) George Mason and Indiana, 7½
40. Lock Haven, 7
41. (tie) Eastern Mich., James Madison, Missouri and NC State, 6
45. Boston U., 5½
46. Purdue, 5
47. (tie) Appalachian St., Army West Point, Fresno St., UNCG and Chattanooga, 4½
52. Rider, 4
53. (tie) Buffalo and Northern Ill., 3½
55. (tie) Cal Poly and Stanford, 3
57. (tie) Eastern Ill., Portland St. and VMI, 2½
60. (tie) Brown and Cleveland St., 2
62. (tie) East Stroudsburg and Navy, 1½
64. (tie) Air Force, American, Coppin St., Kent St., Marquette and Old Dominion, 1
70. (tie) Campbell, Duquesne and Maryland, ½

2001

1. Minnesota, 138½
2. Iowa, 125½
3. Oklahoma St., 115½
4. Oklahoma, 93½
5. Illinois, 89
6. Iowa St., 66½
7. Michigan, 65½
8. Nebraska, 52½
9. Arizona St., 48
10. (tie) Boise St. and Wisconsin, 47
12. Edinboro, 46
13. Lehigh, 43
14. Fresno St., 42
15. Michigan St., 39
16. Ohio St., 37
17. Indiana, 32½
18. UNI, 29½
19. Oregon St., 25½
20. Penn, 24½
21. Lock Haven, 21½
22. Hofstra, 19½
23. (tie) Army West Point and Virginia Tech, 19
25. (tie) Penn St., Pittsburgh and Purdue, 15½
28. (tie) CSU Bakersfield and Cornell, 12½
30. Navy, 12
31. Bloomsburg, 9
32. (tie) George Mason and Oregon, 8½
34. (tie) Central Mich. and Kent St., 8
36. Ohio, 7½
37. Harvard, 6½
38. (tie) Missouri and Wyoming, 6
40. Northern Ill., 5

41. Rutgers, 4½
42. (tie) Air Force, Boston College, Clarion, Duke, James Madison and Seton Hall, 4
48. (tie) Buffalo, NC State, Old Dominion and West Virginia, 3½
52. (tie) Cal St. Fullerton, Chattanooga, Cleveland St. and Portland St., 3
56. (tie) Brown, Maryland, Millersville and Princeton, 2½
60. (tie) American, Cal Poly, Eastern Mich., Rider, Slippery Rock and Virginia, 2
66. (tie) Appalachian St. and North Carolina, 1½
68. (tie) Coppin St. and UNCG, 1
70. (tie) Boston U. and UC Davis, ½

2002

1. Minnesota, 126½
2. Iowa St., 104
3. Oklahoma, 101½
4. Iowa, 89
5. Oklahoma St., 82½
6. Ohio St., 64½
7. Lehigh, 61½
8. Nebraska, 54
9. Michigan, 51
10. Illinois, 47½
11. Penn, 43
12. Arizona St., 41½
13. West Virginia, 38
14. Edinboro, 33
15. Purdue, 32½
16. UNI, 31
17. Missouri, 29
18. Cornell, 28
19. (tie) Boise St., Fresno St. and Lock Haven, 24
22. Air Force, 22½
23. Harvard, 22
24. Oregon, 21
25. Wisconsin, 20½
26. Northern Ill., 19½
27. Ohio, 18½
28. Appalachian St., 17½
29. (tie) Cal Poly and Princeton, 17
31. Oregon St., 16½
32. (tie) Indiana and Rutgers, 16
34. Michigan St., 15½
35. Penn St., 13
36. Navy, 11½
37. North Carolina, 10
38. Hofstra, 9
39. (tie) Central Mich. and VMI, 7½
41. (tie) Army West Point, UC Davis and Clarion, 7
44. Virginia Tech, 6½
45. (tie) Drexel, Pittsburgh and Virginia, 6
48. Old Dominion, 5
49. Cleveland St., 4
50. (tie) Maryland and Stanford, 3½
52. (tie) Bloomsburg, Boston U., CSU Bakersfield, Duke, Eastern Ill. and Kent St., 3
58. (tie) American, George Mason and Rider, 2½

61. (tie) Buffalo, Howard, Northwestern and Sacred Heart, 2
65. (tie) Brown, Eastern Mich. and NC State, 1½
68. (tie) Cal St. Fullerton and Campbell, 1
70. (tie) Chattanooga and Duquesne, ½

2003

1. Oklahoma St., 143
2. Minnesota, 104½
3. Oklahoma, 78
4. Lehigh, 69
5. Arizona St., 65
6. Penn St., 62
7. Michigan, 58
8. Iowa, 57½
9. Illinois, 53
10. Cornell, 52
11. UNI, 49½
12. Boise St., 45
13. Nebraska, 40½
14. Purdue, 38
15. Ohio St., 37
16. Missouri, 34
17. West Virginia, 33½
18. Michigan St., 32
19. (tie) Iowa St. and Pittsburgh, 30
21. Hofstra, 27
22. Northern Ill., 26½
23. Wisconsin, 24
24. Edinboro, 23
25. Harvard, 22½
26. Clarion, 22
27. Air Force, 21½
28. Army West Point, 20½
29. Penn, 19
30. Fresno St., 15
31. Cal Poly, 14½
32. Central Mich., 14
33. Appalachian St., 12½
34. North Carolina, 11
35. Lock Haven, 10½
36. (tie) Ohio, Oregon and Princeton, 10
39. (tie) CSU Bakersfield and Navy, 7½
41. Cleveland St., 6½
42. Sacred Heart, 6
43. (tie) Indiana, Maryland and Rider, 4½
46. (tie) VMI and Virginia Tech, 4
48. (tie) Citadel and NC State, 3½
50. (tie) Binghamton, Boston U., Duke, Stanford and Wyoming, 3
55. (tie) Drexel, James Madison, Kent St. and Virginia, 2½
59. (tie) Buffalo, UC Davis, Eastern Ill. and Northwestern, 2
63. (tie) Columbia, Duquesne and Rutgers, 1½
66. (tie) Brown, Gardner-Webb and Oregon St., 1
69. George Mason, ½

2004

1. Oklahoma St., 123½
2. Iowa, 82
3. (tie) Lehigh and Ohio St., 77½

5. Nebraska, 74
6. Iowa St., 70
7. Illinois, 69½
8. Minnesota, 65½
9. Oklahoma, 62½
10. Michigan, 60½
11. Cornell, 51½
12. Penn St., 46½
13. Missouri, 43
14. Penn, 34
15. Central Mich., 33½
16. (tie) Cal Poly, Virginia and West Virginia, 31
19. Stanford, 29½
20. Hofstra, 29
21. UNI, 28½
22. Harvard, 26½
23. Northern Ill., 23
24. Edinboro, 21½
25. Ohio, 20½
26. Arizona St., 19
27. Purdue, 17½
28. Indiana, 16
29. (tie) CSU Bakersfield, Chattanooga and Wisconsin, 15½
32. Drexel, 14
33. Buffalo, 11½
34. (tie) Army West Point, Fresno St. and Michigan St., 10
37. Boise St., 9½
38. (tie) Brown, Pittsburgh and Wyoming, 8
41. Virginia Tech, 7½
42. (tie) Lock Haven, NC State, Oregon St. and Rider, 6½
46. (tie) Cleveland St. and Rutgers, 5½
48. (tie) UC Davis and Eastern Mich., 5
50. (tie) Cal St. Fullerton, Citadel, Kent St. and Northwestern, 4½
54. Binghamton, 4
55. (tie) Clarion and Duke, 3½
57. (tie) Eastern Ill. and Slippery Rock, 3
59. Oregon, 2
60. (tie) Bloomsburg, George Mason, Millersville, Navy, UNCG, Old Dominion and Sacred Heart, 1
67. Boston U., ½

2005

1. Oklahoma St., 153
2. Michigan, 83
3. Oklahoma, 77½
4. Cornell, 76½
5. Minnesota, 72½
6. Illinois, 70½
7. Iowa, 66
8. Lehigh, 60
9. Indiana, 58½
10. Iowa St., 57
11. Missouri, 43
12. Central Mich., 41
13. Arizona St., 39½
14. Northwestern, 39
15. (tie) UNI and Wisconsin, 38½
17. Hofstra, 36½

18. West Virginia, 34
19. Nebraska, 31½
20. Michigan St., 31
21. Chattanooga, 29
22. CSU Bakersfield, 27
23. Penn St., 26
24. North Carolina, 23
25. Cal Poly, 22
26. Ohio, 21½
27. Army West Point, 21
28. Edinboro, 20
29. Pittsburgh, 18
30. Penn, 16½
31. Bloomsburg, 13
32. American, 12½
33. (tie) Boise St., Clarion and Navy, 12
36. Purdue, 11½
37. Stanford, 10
38. Columbia, 9
39. (tie) Oregon St. and Rider, 8½
41. Air Force, 7½
42. (tie) Eastern Ill., Oregon and Virginia Tech, 7
45. Citadel, 6½
46. Sacred Heart, 6
47. (tie) Cleveland St. and UNCG, 5½
49. Rutgers, 5
50. (tie) Fresno St. and Ohio St., 4½
52. (tie) Cal St. Fullerton, Eastern Mich., Lock Haven and Wyoming, 4
56. (tie) Buffalo, Gardner-Webb and Harvard, 3½
59. Portland St., 3
60. UC Davis, 2½
61. Duquesne, 2
62. Duke, 1½
63. (tie) Appalachian St., Drexel, Kent St. and Northern Ill., 1
67. (tie) Maryland and Princeton, ½

2006

1. Oklahoma St., 122½
2. Minnesota, 84
3. Oklahoma, 80½
4. Iowa, 70
5. Cornell, 62
6. Arizona St., 61½
7. Michigan, 57½
8. Edinboro, 56
9. (tie) Lehigh and Penn St., 53½
11. Hofstra, 52½
12. Penn, 51
13. (tie) Iowa St. and Northwestern, 48½
15. Missouri, 45
16. Nebraska, 40½
17. American, 40
18. (tie) Indiana and Michigan St., 35
20. Purdue, 34
21. Wisconsin, 33½
22. Oregon, 33
23. Cal Poly, 32
24. Boise St., 31½
25. Illinois, 29
26. Central Mich., 26

27. West Virginia, 23
28. UNI, 20½
29. Virginia Tech, 18½
30. Chattanooga, 15
31. (tie) Harvard and UNCG, 14
33. Citadel, 13
34. Navy, 12
35. Pittsburgh, 10
36. Northern Ill., 9
37. (tie) Stanford and Wyoming, 8½
39. Kent St., 8
40. UC Davis, 7
41. (tie) Army West Point, Cal St. Fullerton and Oregon St., 6½
44. Columbia, 6
45. Ohio St., 5½
46. Buffalo, 5
47. (tie) CSU Bakersfield and North Carolina, 4½
49. (tie) Bloomsburg, Cleveland St., Eastern Ill., Lock Haven and Slippery Rock, 4
54. Fresno St., 3
55. (tie) Duquesne, Gardner-Webb and Old Dominion, 2½
58. (tie) Drexel, Eastern Mich. and NC State, 2
61. (tie) Maryland and Rider, 1
63. Sacred Heart, ½

2007

1. Minnesota, 98
2. Iowa St., 88½
3. Missouri, 80
4. Northwestern, 71½
5. Oklahoma St., 69
6. Michigan, 62
7. Hofstra, 60½
8. Iowa, 57
9. Edinboro, 56
10. Ohio St., 54½
11. Penn St., 54
12. Cornell, 47
13. Wisconsin, 45½
14. Indiana, 41
15. Central Mich., 37
16. Nebraska, 34½
17. American, 33
18. Navy, 32
19. Illinois, 31
20. Pittsburgh, 30
21. Chattanooga, 29½
22. (tie) UC Davis, Harvard and Oklahoma, 29
25. Penn, 28
26. Oregon St., 22
27. Cal Poly, 21½
28. West Virginia, 21
29. Michigan St., 19½
30. Rider, 17½
31. Cal St. Fullerton, 16½
32. Stanford, 16
33. Lock Haven, 15½
34. (tie) Arizona St., Maryland and UNI, 12½
37. Bloomsburg, 10½
38. (tie) Lehigh and NC State, 10
40. (tie) Drexel and Sacred Heart, 8½

42. (tie) Bucknell and Purdue, 8
44. (tie) CSU Bakersfield, Columbia and Northern Ill., 7
47. Virginia, 4
48. Kent St., 3½
49. (tie) Appalachian St., Cleveland St., Liberty and North Carolina, 3
53. Army West Point, 2½
54. (tie) Boise St., Eastern Ill., Gardner-Webb, Northern Colo., Old Dominion and VMI, 2
60. (tie) Buffalo, UNCG and Virginia Tech, 1
63. (tie) Boston U. and North Dakota St., ½

2008

1. Iowa, 117½
2. Ohio St., 79
3. Penn St., 75
4. Nebraska, 74
5. (tie) Iowa St. and Oklahoma St., 72
7. (tie) Central Mich. and Michigan, 69
9. Cornell, 67
10. Minnesota, 61½
11. Missouri, 48½
12. Indiana, 43
13. Northwestern, 41
14. Illinois, 40½
15. Hofstra, 38
16. Pittsburgh, 33½
17. Wisconsin, 31
18. Navy, 30½
19. Stanford, 29
20. UNI, 27
21. (tie) Edinboro and Maryland, 24
23. American, 22
24. Boise St., 21
25. NC State, 19
26. (tie) Bloomsburg and Cal Poly, 18
28. (tie) Arizona St. and Michigan St., 15½
30. Purdue, 14½
31. West Virginia, 13½
32. Army West Point, 13
33. Harvard, 11
34. Penn, 10½
35. (tie) Northern Ill. and Old Dominion, 10
37. Chattanooga, 9
38. Appalachian St., 8½
39. Oklahoma, 8
40. Virginia, 7
41. (tie) Lehigh, UNCG and Rider, 5½
44. (tie) Air Force and Cal St. Fullerton, 5
46. (tie) Kent St., Northern Colo. and Oregon St., 4½
49. Gardner-Webb, 4
50. North Dakota St., 3½
51. (tie) Cleveland St. and Liberty, 3
53. (tie) CSU Bakersfield, Delaware St., George Mason, Lock Haven, North Carolina, Oregon and VMI, 2
60. (tie) Bucknell, Drexel and Wyoming, 1½
63. (tie) Binghamton, UC Davis and Columbia, 1
66. Ohio, ½

2009

1. Iowa, 96½
2. Ohio St., 92
3. Iowa St., 84½
4. Nebraska, 78½
5. Cornell, 73½
6. Edinboro, 72
7. Missouri, 70
8. Illinois, 55
9. Wisconsin, 53
10. Maryland, 47½
11. Michigan, 47
12. Boise St., 46½
13. Northwestern, 46
14. (tie) Central Mich. and Minnesota, 35
16. Oklahoma St., 34
17. Penn St., 31
18. (tie) Kent St. and NC State, 30
20. (tie) Arizona St. and Old Dominion, 27½
22. UNI, 25
23. Purdue, 24½
24. Indiana, 24
25. (tie) Michigan St. and Navy, 23
27. Hofstra, 22½
28. Lehigh, 20½
29. (tie) American and Bucknell, 19½
31. Oklahoma, 19
32. (tie) Rider and Wyoming, 18½
34. Virginia, 18
35. Duke, 17
36. CSU Bakersfield, 16
37. Bloomsburg, 15
38. Pittsburgh, 13
39. Virginia Tech, 12½
40. Binghamton, 11½
41. (tie) Harvard and Oregon St., 10½
43. (tie) Cal Poly and Northern Ill., 9½
45. Penn, 9
46. North Carolina, 7½
47. West Virginia, 7
48. (tie) Buffalo and Rutgers, 5½
50. Army West Point, 5
51. Stanford, 4½
52. (tie) Chattanooga and George Mason, 4
54. Drexel, 3
55. (tie) UC Davis, Cleveland St. and Lock Haven, 2½
58. (tie) East Stroudsburg, Liberty and UNCG, 2
61. Boston U., 1
12. (tie) Central Mich. and Nebraska, 39½
14. American, 38
15. Virginia, 34
16. Edinboro, 32
17. Lehigh, 30½
18. (tie) Cal Poly and Michigan St., 30
20. Maryland, 29½
21. (tie) Binghamton and Indiana, 26
23. (tie) Harvard and Illinois, 25
25. Kent St., 24
26. Pittsburgh, 23½
27. Bucknell, 22
28. (tie) Purdue and Stanford, 20½
30. Arizona St., 19½
31. Oregon St., 18½
32. Rutgers, 18
33. Wyoming, 17½
34. Virginia Tech, 16½
35. (tie) CSU Bakersfield and Ohio, 16
37. Duke, 13½
38. Penn, 12½
39. Old Dominion, 12
40. UNI, 9½
41. Northern Colo., 8½
42. Bloomsburg, 8
43. (tie) Army West Point, Michigan and UNCG, 7
46. Navy, 6½
47. (tie) Drexel and West Virginia, 5
49. (tie) Cal St. Fullerton, North Carolina and Utah Valley, 4
52. Buffalo, 3½
53. (tie) Boston U. and Lock Haven, 3
55. Chattanooga, 2½
56. (tie) Appalachian St., Liberty, NC State and Northwestern, 2
60. South Dakota St., 1½
61. (tie) Eastern Mich., Hofstra, Millersville, Princeton and Rider, 1
26. Hofstra, 22
27. Rutgers, 21½
28. Wyoming, 21
29. Ohio St., 20½
30. Utah Valley, 18½
31. Penn, 17½
32. Cal Poly, 17
33. Virginia Tech, 16
34. Pittsburgh, 15½
35. Harvard, 12½
36. Bucknell, 11½
37. (tie) Navy and Old Dominion, 11
39. (tie) Buffalo, Columbia and Purdue, 9
42. Boston U., 8
43. (tie) Michigan St. and North Carolina, 7
45. Lock Haven, 6
46. (tie) Air Force and UNI, 5½
48. (tie) Clarion, Duke and Rider, 5
51. West Virginia, 4½
52. (tie) UNCG and North Dakota St., 4
54. (tie) Bloomsburg and Northern Ill., 3½
56. (tie) Appalachian St., Binghamton, NC State and Ohio, 3
60. (tie) Drexel and Northern Colo., 2
62. (tie) Army West Point, CSU Bakersfield and Gardner-Webb, 1

2010

1. Iowa, 134½
2. Cornell, 90
3. Iowa St., 75
4. Wisconsin, 70½
5. Oklahoma, 69
6. Oklahoma St., 65
7. Minnesota, 63
8. Ohio St., 62
9. Penn St., 49
10. Missouri, 48
11. Boise St., 43½
1. Penn St., 107½
2. Cornell, 93½
3. Iowa, 86½
4. Oklahoma St., 70½
5. American, 65
6. Arizona St., 62½
7. Minnesota, 61
8. Lehigh, 58½
9. Boise St., 57½
10. Wisconsin, 54½
11. Stanford, 44
12. Nebraska, 43½
13. (tie) Central Mich. and Northwestern, 39
15. Michigan, 38½
16. Oklahoma, 38
17. Kent St., 37
18. Maryland, 35½
19. Missouri, 35
20. Iowa St., 31½
21. Oregon St., 26
22. Illinois, 25
23. (tie) Edinboro and Virginia, 24
25. Indiana, 23½
1. Penn St., 143
2. Minnesota, 117½
3. Iowa, 107½
4. Cornell, 102½
5. Ohio St., 68½
6. Oklahoma St., 66
7. Illinois, 62
8. Lehigh, 61
9. Northwestern, 42½
10. Oregon St., 40½
11. (tie) Michigan and Virginia Tech, 39
13. Oklahoma, 38
14. Binghamton, 36
15. Pittsburgh, 35
16. Stanford, 33
17. Edinboro, 32½
18. Clarion, 32
19. (tie) American and Wyoming, 31
21. (tie) Appalachian St. and Nebraska, 28
23. Hofstra, 27½
24. Central Mich., 24
25. Cal Poly, 23½
26. Missouri, 20
27. Kent St., 19½
28. (tie) Purdue and Virginia, 17½
30. Harvard, 17
31. Maryland, 15½
32. Penn, 15
33. Ohio, 13½
34. UNI, 12
35. Iowa St., 11½
36. North Dakota St., 10½
37. (tie) Air Force, Indiana and Michigan St., 10
40. Bloomsburg, 9½

41. (tie) Army West Point and Wisconsin, 7½
43. West Virginia, 7
44. NC State, 6½
45. (tie) Columbia, Princeton and Rutgers, 6
48. (tie) Citadel, Eastern Mich. and Navy, 4½
51. (tie) Boise St., Bucknell and Chattanooga, 3½
54. North Carolina, 3
55. Old Dominion, 2½
56. (tie) Arizona St., Boston U. and Utah Valley, 2
59. (tie) +Campbell, Lock Haven, Northern Colo., and Rider, 1
63. Buffalo, ½

+ Campbell's participation was later vacated by the NCAA Committee on Infractions.

2013

1. Penn St., 123½
2. Oklahoma St., 119½
3. Minnesota, 103
4. Iowa, 73
5. Cornell, 65
6. Ohio St., 59½
7. Missouri, 56½
8. Oregon St., 48½
9. Illinois, 45½
10. Virginia Tech, 43½
11. Iowa St., 41½
12. Oklahoma, 38½
13. Nebraska, 38
14. Edinboro, 37½
15. (tie) UNI and Pittsburgh, 34
17. Northwestern, 32½
18. Central Mich. 30½
19. Boise St., 29
20. Citadel, 27
21. Virginia, 23½
22. North Carolina, 21½
23. Wyoming, 20½
24. Kent St., 20
25. Lehigh, 18½
26. Columbia, 17
27. (tie) Maryland and Wisconsin, 16½
29. Ohio, 16
30. North Dakota St., 15½
31. Purdue, 11
32. Binghamton, 10
33. (tie) Clarion and Michigan, 9
35. (tie) Penn and Rutgers, 7½
37. Bloomsburg, 6
38. (tie) Air Force and Stanford, 5½
40. Rider, 4½
41. (tie) Arizona St., Eastern Mich., Harvard, Indiana and Northern Ill., 4
46. (tie) Bucknell, Hofstra and Utah Valley, 3½
49. (tie) Appalachian St. and Navy, 3
51. (tie) American, Boston U., Brown and Michigan St., 2½
55. (tie) Chattanooga and Frank. & Marsh., 2
57. (tie) Buffalo, Drexel and Lock Haven, 1½
60. (tie) CSU Bakersfield, Gardner-Webb and Old Dominion, 1
63. (tie) Duke, NC State, and West Virginia, ½

2014

1. Penn St., 109½
2. Minnesota, 104
3. Oklahoma St., 96½
4. Iowa, 78½
5. Edinboro, 62
6. Ohio St., 57
7. Cornell, 53
8. Virginia Tech, 49
9. Northwestern, 46
10. Oklahoma, 45
11. Nebraska, 43½
12. Iowa St., 42
13. Illinois, 41
14. Missouri, 40½
15. UNI, 40
16. Wisconsin, 36
17. Michigan, 35
18. Lehigh, 29½
19. NC State, 24
20. Maryland, 21
21. North Dakota St., 20½
22. Pittsburgh, 20
23. (tie) Old Dominion and Virginia, 18½
25. (tie) Boise St., Indiana and North Carolina, 15½
28. Oregon St., 14½
29. (tie) Duke and Kent St., 13½
31. Citadel, 13
32. Michigan St., 12½
33. Central Mich., 12
34. Rutgers, 11½
35. Ohio, 10½
36. Penn, 10
37. Rider, 9½
38. Bloomsburg, 8
39. Purdue, 7½
40. (tie) Clarion, Hofstra, Navy and Stanford, 7
44. Frank. & Marsh., 6½
45. Boston U., 6
46. Brown, 5½
47. (tie) CSU Bakersfield and Eastern Mich., 5
49. Binghamton, 4½
50. Army West Point, 4
51. (tie) Chattanooga and Columbia, 3½
53. (tie) Bucknell, Northern Ill. and Wyoming, 3
56. (tie) American and Lock Haven, 2½
58. (tie) Air Force, Arizona St. and Harvard, 2
61. (tie) Gardner-Webb and West Virginia, 1½
63. Cal Poly, 1
64. (tie) Princeton and Utah Valley, ½

2015

1. Ohio St., 102
2. Iowa, 84
3. Edinboro, 75½
4. Missouri, 73½
5. Cornell, 71½
6. Penn St., 67½
7. Oklahoma St., 65
8. Minnesota, 59½
9. Nebraska, 59

10. Virginia Tech, 56
11. Michigan, 54
12. Illinois, 51
13. Lehigh, 39½
14. Iowa St., 39
15. Northwestern, 34½
16. NC State, 34
17. Wisconsin, 32½
18. Oklahoma, 29½
19. Virginia, 26½
20. West Virginia, 23½
21. Pittsburgh, 23
22. Old Dominion, 22
23. North Dakota St., 19½
24. (tie) Indiana and North Carolina, 18
26. Kent St., 16
27. Rider, 15½
28. Duke, 14
29. Arizona St., 12½
30. Oregon St., 11½
31. (tie) Ohio, Princeton and Rutgers, 9½
34. UNI, 9
35. (tie) Hofstra and Stanford, 8
37. Lock Haven, 7½
38. Penn, 6½
39. (tie) Maryland and Wyoming, 6
41. Drexel, 5
42. Purdue, 4½
43. (tie) Appalachian St. and Boise St., 4
45. Chattanooga, 3½
46. (tie) American, Brown, Bucknell and Northern Colo., 3
50. (tie) Army West Point and Central Mich., 2½
52. Air Force, 2
53. (tie) Cleveland St., Davidson, Eastern Mich., Navy and South Dakota St., 1½
58. (tie) Binghamton, Cal Poly, Citadel, Columbia, CSU Bakersfield, SIUE and Utah Valley, 1
65. (tie) George Mason and Harvard, ½
67. (tie) Gardner-Webb and Northern Ill., 0
69. Michigan St., -½

2016

1. Penn St., 123
2. Oklahoma St., 97½
3. Ohio St., 86
4. Virginia Tech, 82
5. Iowa, 81
6. Missouri, 74½
7. Cornell, 67
8. Nebraska, 58
9. (tie) Illinois and Michigan, 50½
11. North Carolina State, 49
12. Iowa St., 35
13. Oklahoma, 33½
14. Lehigh, 31
15. Rutgers, 30
16. Kent St., 28½
17. Minnesota, 26
18. Wyoming, 24½
19. Stanford, 24
20. Penn, 23½

21. Oregon St., 22
22. Navy, 21
23. Wisconsin, 20
24. Rider, 19
25. (tie) Old Dominion and UNI, 17½
27. American, 16
28. Indiana, 13
29. (tie) Ohio and Princeton, 12½
31. Duke, 11
32. (tie) Bucknell, Central Mich., Edinboro and North Carolina, 10
36. (tie) Arizona St. and CSU Bakersfield, 9½
38. Utah Valley, 8
39. (tie) Pittsburgh and South Dakota St., 7½
41. (tie) Appalachian St. and Purdue, 6½
43. Boise St., 6
44. North Dakota St., 5½
45. (tie) Drexel and Harvard, 5
47. West Virginia, 4
48. (tie) Buffalo and Virginia, 3½
50. (tie) Campbell, Cleveland St., Columbia, Frank. & Marsh., Gardner-Webb, Lock Haven, Northern Ill. and Northwestern, 3
58. (tie) Army West Point and Hofstra, 2½
60. (tie) Chattanooga and SIUE, 2
62. (tie) Air Force and Clarion, 1½
64. Maryland, 1
65. (tie) Binghamton, Brown, Eastern Mich. and George Mason, ½
69. (tie) Citadel, Michigan St. and VMI, 0
72. Northern Colo., -1.

2017

1. Penn St., 146½
2. Ohio St., 110
3. Oklahoma St., 103
4. Iowa, 97
5. Missouri, 86½
6. Virginia Tech, 63½
7. Minnesota, 62½
8. Cornell, 60½
9. Nebraska, 59½
10. Michigan, 47½
11. Illinois, 43½
12. Lehigh, 40
13. Wisconsin, 39½
14. Arizona St., 39
15. Virginia, 29½
16. South Dakota St., 28½
17. NC State, 26
18. UNI, 25½
19. Rutgers, 24½
20. Edinboro, 20½
21. (tie) Rider and Wyoming, 20
23. Central Mich., 19½
24. Stanford, 16
25. Princeton, 15½
26. (tie) Appalachian St. and Old Dominion, 13½
28. Oregon St., 12½
29. SIUE, 12
30. Northern Ill., 11½
31. Navy, 10
32. (tie) Duke, Oklahoma and Pittsburgh, 9½

35. (tie) Indiana and Maryland, 8½
37. Penn, 8
38. Campbell, 6½
39. Buffalo, 5½
40. Bucknell, 5
41. (tie) American, Michigan St. and North Carolina, 4½
44. (tie) Cleveland St. and Lock Haven, 4
46. Northwestern, 3½
47. (tie) Gardner-Webb, North Dakota St. and Northern Colo., 3
50. Purdue, 2½
51. (tie) Eastern Mich. and Ohio, 2
53. (tie) Army West Point, CSU Bakersfield, Drexel and Utah Valley, 1½
57. (tie) Binghamton, Clarion, Columbia, Iowa St. and West Virginia, 1
62. (tie) Cal Poly, George Mason, Harvard and Kent St., ½
66. (tie) Boise St., Brown and The Citadel, 0
69. Chattanooga, -½

2018

1. Penn St., 141½
2. Ohio St., 133½
3. Iowa, 97
4. (tie) Michigan and NC State, 80
6. Missouri, 61½
7. Cornell, 48
8. Virginia Tech, 47½
9. Nebraska, 47
10. Arizona St., 43
11. Rutgers, 42½
12. South Dakota St., 42
13. (tie) Illinois and Oklahoma St., 37½
15. Lehigh, 36½
16. Lock Haven, 35
17. (tie) Minnesota, Wisconsin and Wyoming, 27½
20. North Carolina, 27
21. Oregon St., 26
22. (tie) Duke and Kent St., 21
24. (tie) Northwestern and UNI, 20
26. Princeton, 17
27. Maryland, 12½
28. (tie) Hofstra and Purdue, 12
30. West Virginia, 11½
31. (tie) Pittsburgh and Virginia, 10½
33. CSU Bakersfield, 9½
34. Stanford, 8½
35. Drexel, 8
36. (tie) Edinboro and Navy, 7
38. (tie) Central Mich. and Northern Colo., 6½
40. (tie) Eastern Mich. and Penn, 5
42. Army West Point, 4½
43. (tie) Columbia and Utah Valley, 4
45. (tie) Iowa St., North Dakota St. and Rider, 3
48. (tie) Chattanooga and Northern Ill., 2½
50. (tie) Appalachian St., Brown, Bucknell, Clarion and Old Dominion, 2
55. Indiana, 1½
56. (tie) American, Campbell, Frank. & Marsh., George Mason, Harvard and Oklahoma, 1

62. (tie) Binghamton, Cal Poly and Fresno St., ½

2019

1. Penn St., 137½
2. Ohio St., 96½
3. Oklahoma St., 84
4. Iowa, 76
5. Michigan, 62½
6. Missouri, 62
7. Cornell, 59½
8. Minnesota, 53½
9. Rutgers, 51½
10. Nebraska, 51
11. Virginia Tech, 50
12. Arizona St., 42
13. (tie) Lehigh and UNI, 40½
15. Princeton, 35
16. Iowa St., 32
17. NC State, 31½
18. Lock Haven, 29
19. North Carolina, 28½
20. Oregon St., 28
21. Wisconsin, 27
22. Northwestern, 26
23. Virginia, 20½
24. Duke, 19
25. Oklahoma, 18½
26. Illinois, 16
27. Maryland, 13
28. Central Mich., 12½
29. (tie) Fresno St., Purdue and Utah Valley, 11½
32. Old Dominion, 11
33. Michigan St., 10½
34. (tie) Pittsburgh and Wyoming, 9½
36. Army West Point, 7½
37. (tie) Navy and Rider, 7
39. North Dakota St., 6½
40. Stanford, 5½
41. (tie) Binghamton and CSU Bakersfield, 5
43. West Virginia, 4½
44. Brown, 4
45. (tie) Campbell and Penn, 3½
47. Appalachian St., 3
48. Cal Poly, 2
49. (tie) American, Bucknell, George Mason and Northern Colo., 1½
53. (tie) Buffalo, Indiana and Ohio, 1
56. (tie) Air Force, Chattanooga, Columbia, Drexel, Kent St., Northern Ill. and SIUE, ½

2020

Championship was canceled due to the COVID-19 pandemic.